51778

Hart & Hickman
ENVIRONMENTAL CONSULTANTS
OUR CLIENTS DEMAND A SMARTER SOLUTION

Hart & Hickman, PC
2923 South Tryon Street
Suite 100 Charlotte, NC
28203-5449

704-586-0007 phone
704-586-0373 fax
www.harthickman.com

Via Federal Express (2nd Day Delivery)

March 9, 2012

South Carolina Department of Health and Environmental Control
AST Petroleum Restoration & Site Environmental Investigations Section
Land Revitalization Division
Bureau of Land and Waste Management
2600 Bull Street
Columbia, South Carolina 29201

RECEIVED
MAR 13 2012
SITE ASSESSMENT, REMEDIATION & REVITALIZATION

Attention: Ms. Addie Walker

Re: Additional Groundwater Assessment and
Semi-Annual Monitoring Report
Delavan Spray Technologies Site
Bamberg, South Carolina
Site ID #02211
H&H Job No. GDR-006

Dear Ms. Walker:

On behalf of Delavan Spray Technologies, Hart & Hickman, PC (H&H) is providing SCDHEC with the attached Additional Groundwater Assessment and Semi-Annual Monitoring report for the Delavan site in Bamberg, Bamberg County, South Carolina.

Should you have any questions or require any additional information, please feel free to contact us at (704) 586-0007.

Very truly yours,

Hart & Hickman, PC

Steven C. Hart, PG
Principal

Shannon Cottrill
Project Manager

cc: Mr. Bruce Amig (Via U.S. Mail)
Mr. Steve DeGeorge (Via U.S. Mail)
Mr. Richard Kearse (Via Email)
Mr. Sam Henley (Via Email)

A17

Semi-Annual Groundwater Monitoring Report
Delavan Spray Technologies
Bamberg, South Carolina
DHEC Site ID #02211

H&H Job No. GDR-006

March 9, 2012

RECEIVED

MAR 1 3 2012

SITE ASSESSMENT,
REMEDIATION &
REVITALIZATION

Hart & Hickman

2923 South Tryon Street
Suite 100
Charlotte, NC 28203
704-586-0007

3334 Hillsborough Street
Raleigh, NC 27607
919-847-4241

STEVEN C. HART
REGISTERED
NO.
1196
SOUTH CAROLINA
PROFESSIONAL GEOLOGIST

3/9/2012

Semi-Annual Groundwater Monitoring Report
Delavan Spray Technologies
Bamberg, South Carolina
DHEC Site ID #02211
H&H Job No. GDR-006

Table of Contents

Section No. Page

1.0 Introduction 1

2.0 Background and Previous Assessment Information 2

3.0 Groundwater Monitoring 4

3.1 Data Collection Procedures 4

3.2 Groundwater Elevation Data 5

3.3 Groundwater Sampling Results 6

3.4 Geochemical Data 8

4.0 Conclusions 10

List of Tables

Table 1 Water Supply Well Inventory

Table 2 Summary of Water Supply Well Analytical Data

Table 3 Monitoring Well Construction and Groundwater Elevation Data

Table 4 Vertical Hydraulic Gradients (November 8, 2011)

Table 5 Summary of Groundwater and Surface Water Analytical Detections

Table 6 Summary of Groundwater Geochemical Parameters

List of Figures

Figure 1	Site Location Map
Figure 2	Site Layout
Figure 3	Water Supply Well Locations
Figure 4	Shallow Potentiometric Surface Map (November 8, 2011)
Figure 5	Deeper Potentiometric Surface Map (November 8, 2011)
Figure 6	PCE Detections in Shallow Groundwater (November 2011)
Figure 7	TCE Detections in Shallow Groundwater (November 2011)
Figure 8	cis-1,2-DCE Detections in Shallow Groundwater (November 2011)
Figure 9	1,1-DCE Detections in Shallow Groundwater (November 2011)
Figure 10	PCE Detections in Deeper Groundwater (November 2011)
Figure 11	TCE Detections in Deeper Groundwater (November 2011)
Figure 12	cis-1,2-DCE Detections in Deeper Groundwater (November 2011)
Figure 13	1,1-DCE Detections in Deeper Groundwater (November 2011)

List of Appendices

Appendix A	Groundwater Sampling Forms (November 2011)
Appendix B	Laboratory Analytical Data (November 2011)
Appendix C	PCE Concentration Graphs

Semi-Annual Groundwater Monitoring Report
Delavan Spray Technologies
Bamberg, South Carolina
DHEC Site ID #02211
H&H Job No. GDR-006

4334

1.0 Introduction

On behalf of Delavan Spray Technologies (Delavan), Hart & Hickman, PC (H&H) has completed semi-annual groundwater monitoring at the Delavan facility located at ~~4434~~ Main Highway (a.k.a., US Highway 301 South) in Bamberg, Bamberg County, South Carolina (Site). Delavan manufactures fuel metering equipment and various spray-type nozzles at the Site. A Site location map is provided as Figure 1, and Site layout is provided as Figure 2.

The purpose of this Report is to present the methods and results of groundwater monitoring conducted at the Site in November 2011. This Report briefly summarizes previous assessment activities (Section 2.0), presents the results of semi-annual groundwater monitoring (Section 3.0), and presents our conclusions based upon the groundwater monitoring activities (Section 4.0).

2.0 Background and Previous Assessment Information

H&H initiated soil and groundwater assessment activities at the Site in 2003. The assessment activities indicated the presence of chlorinated volatile organic compounds (VOCs) in groundwater at the Site. The primary compounds of concern are tetrachloroethene (PCE) and its degradation products trichloroethene (TCE), cis-1,2-dichloroethene (DCE), 1,1-dichloroethene (1,1-DCE), and vinyl chloride. In 2005, H&H injected Hydrogen Release Compound® (HRC) into shallow groundwater in several areas to stimulate natural biodegradation of compounds in groundwater.

In November 2009, H&H installed five additional monitoring wells. The wells included three deeper on-Site wells and an off-Site shallow and deep well pair south (downgradient) of the Site. Following well installation, H&H gauged and sampled the new and existing monitoring wells. In addition, the wells were re-gauged and re-sampled in April 2010.

In a letter dated November 16, 2010, the South Carolina Department of Health and Environmental Control (DHEC) requested that samples be collected from private water supply wells located in a residential area approximately 2,000 ft west-southwest of the Site. In December 2010 and January 2011, H&H identified and sampled seven private water supply water wells along Hyatt Lane and Water Oak Court in this residential area (Figure 3). PCE was detected in three of the private water supply wells (Bill Hyatt Well No. 1, Donald Hyatt Well, and John Nichols Well). Based upon the presence of PCE in three water supply wells, as a precautionary measure pending a determination as to the source of the PCE, H&H and Delavan voluntarily provided bottled water service and then installed point of entry (POE) carbon filtration systems for these residences in December 2010 and January 2011. In addition, as a precautionary measure, POE systems were also installed in December 2010 and January 2011 at the four other water supply wells/residences that did not contain detectable concentrations of PCE.

Since installation of the POE systems, H&H and Delavan have voluntarily maintained the POE systems and collected pre-filter and post-filter groundwater samples from the water supply wells on a routine basis (i.e., bi-monthly or quarterly basis). The results of the post-filter sampling results indicate that the POE filtration systems are effectively removing PCE from the well water. The results of the well sampling have been provided to the individual well owners and DHEC. A summary of the water supply well inventory is presented as Table 1, and a summary of the water supply well analytical data is presented as Table 2.

DHEC subsequently requested that Delavan submit a work plan to further assess groundwater in the area of the Site. In accordance with DHEC's request, H&H submitted an *Additional Groundwater Assessment Work Plan* to DHEC on January 28, 2011. The work plan included installation of two nested well pairs between the Site and the Hyatt Lane and Water Oak Court residential properties. Following DHEC's work plan approval and securing property access, H&H installed and sampled the two nested monitoring well pairs and completed a semi-annual groundwater monitoring event in May 2011. To confirm the initial sampling results, H&H re-sampled the two newly installed nested well pairs in June 2011. The results of the additional assessment activities indicated that no VOCs were detected in the groundwater samples collected from the two subject well pairs, and that the deeper groundwater flow is to the south and away from the residential properties. Based upon the additional assessment activities, H&H concluded that the Site is not the source of the VOCs detected in the Hyatt Lane area private water supply wells, and H&H requested that DHEC take over maintenance of the filtration systems.

The methods, results, and conclusions of the semi-annual groundwater monitoring activities conducted in November 2011 are provided in the following sections.

3.0 Groundwater Monitoring

H&H conducted a semi-annual groundwater monitoring event on November 8 and 9, 2011. The locations of the monitoring wells are depicted on Figure 2, and the water level data and well construction information are presented in Table 3. The semi-annual groundwater monitoring event consisted of the following activities:

- gauging the depth to water in 23 monitoring wells;
- purging and sampling of 22 monitoring wells for analysis of VOCs using Environmental Protection Agency (EPA) Method 8260B;
- collecting field geochemical parameters from all sampled monitoring wells including pH, temperature, oxidation-reduction potential (ORP), and dissolved oxygen (DO);
- submitting a trip blank for VOC analysis by EPA Method 8260B for quality assurance purposes; and
- containerizing and storing purge water from the monitoring wells in labeled 55-gallon drums.

Because MW-4 was dry, no groundwater sample was collected from this well in November 2011. Details concerning the methods and results of the sampling event are provided below.

3.1 Data Collection Procedures

Prior to monitoring well purging, H&H collected depth to water measurements with an electronic water level meter and in-situ readings of DO using a down-hole probe. Other field parameters, including pH, specific conductivity, temperature, and ORP, were measured and recorded during the purging process. Each well was purged until either field parameters were stable or until the well was purged dry. Purging was conducted using dedicated disposable polyethylene bailers. Groundwater sampling forms from the November 2011 sampling are provided in Appendix A.

The collected samples were analyzed by Test America of Nashville, TN a South Carolina certified laboratory. Laboratory-supplied sample bottles were used for sample collection. Chain-of-custody records were completed for samples collected and included sample description, date collected, time collected, matrix, sample container information, and analyses required. The chain-of-custody records were signed by H&H field personnel prior to placement in iced coolers for shipment to the laboratories. Prior to shipment, a custody seal was placed on the coolers so that potential tampering or opening of the coolers could be detected by the laboratory.

Purge water generated during the sampling activities was containerized in labeled 55-gallon drums. For waste characterization purposes, H&H collected one composite water sample (labeled IDW-1) from the 55-gallon drums for toxicity characteristic leaching procedure (TCLP) VOCs and TCLP metals analyses. The results of the TCLP analyses indicated that all compound concentrations were below the toxicity characteristic hazardous waste levels. Therefore, the investigation derived waste (IDW) was managed as a non-hazardous waste. The IDW drums were subsequently transported off-Site by a disposal contractor for proper disposal/treatment at an approved facility. The laboratory report for the IDW composite sample is provided in Appendix B.

3.2 Groundwater Elevation Data

On November 8, 2011, H&H measured water levels in 23 monitoring wells as part of the semi-annual groundwater monitoring event (Table 3). Water levels ranged from approximately 6 to 16 ft below top of casing elevations in the shallow wells and from approximately 5 to 17 ft in the deeper wells. In general, the shallow and deeper water table elevations in November 2011 are approximately 0.5 to 3.5 ft lower than the previous May 2011 gauging event.

Based on the November 2011 dataset, potentiometric maps were developed for the shallow and deeper aquifer zones (Figures 4 and 5). The shallow potentiometric surface map indicates that a shallow groundwater high exists in the south central portion of the Site with shallow groundwater flow in multiple directions from the high.

In the deeper aquifer zone, overall groundwater flow direction was determined to be toward the south in the general direction of regional surface topography. The November 2011 hydraulic gradients were approximately 0.01 ft/ft in the shallow zone and 0.001 ft/ft in the deeper zone.

H&H evaluated vertical hydraulic gradients for the November 8, 2011 water level dataset using six well pairs (Table 4). Based on the November 8, 2011 data, the vertical hydraulic gradient between the shallow water table zone and the deeper limestone aquifer zone wells in MW-3/MW-3D, MW-9/MW-9D, MW-10/MW-10D, MW-14/MW-14D, and MW-16/MW-16D is downward. For example, the groundwater elevation for well pair MW-3 (shallow) and MW-3D (deeper) is approximately 1.79 ft higher in the shallow well. An upward vertical gradient between the shallow and deeper limestone aquifer was observed at off-Site well pair MW-15/MW-15D which is adjacent to Halfmoon Creek. An upward vertical gradient near Halfmoon Creek is consistent with groundwater discharge to the creek.

The November 8, 2011 vertical gradient between the deeper sandstone aquifer zone and the overlying limestone aquifer zone is neutral. The difference in hydraulic head between pair MW-3D/MW-3D1 was only 0.03 ft in November 2011. Based upon the vertical gradient data, groundwater appears to move downward from the shallow aquifer unit into the limestone aquifer unit and then laterally in the limestone aquifer unit which is the primary zone of groundwater transport. The vertical hydraulic gradients observed in November 2011 are consistent with previous data collected at the site.

3.3 Groundwater Sampling Results

A summary of recent and historical groundwater monitoring data is provided in Table 5. The laboratory report for the November 2011 sampling event is included in Appendix B.

Figure 6 depicts PCE concentrations in shallow groundwater during the November 2011 sampling event. As indicated on Figure 6, PCE was detected in shallow monitoring wells MW-1 (2,320 µg/l), MW-2 (1.86 ug/l), MW-3 (140 µg/l), MW-5 (1.55 ug/l), MW-8 (276 µg/l), MW-9

(4,000 µg/l), and MW-10 (4,670 µg/l). Other VOCs detected in shallow monitoring wells include TCE, 1,1-DCE, and cis-1,2-DCE, which are biodegradation products of PCE. 1,1-DCE may be a degradation product of PCE or a degradation product of 1,1,1-trichloroethane, which has also been detected in low concentrations in groundwater. No VOCs were detected in shallow monitoring wells MW-6, MW-7, MW-11, MW-14, MW-15, and MW-16. TCE, cis-1,2-DCE, and 1,1-DCE concentrations in shallow groundwater are presented on Figures 7, 8, and 9, respectively.

Figure 10 depicts the PCE concentrations detected in deeper groundwater during the November 2011 event. PCE was detected in deeper monitoring wells MW-3D (526 µg/l), MW-12D (20.8 µg/l), MW-13D (74.9 µg/l), and MW-14D (77.3 µg/l). Other VOCs detected in deeper monitoring wells include TCE, cis-1,2-DCE, and 1,1-DCE. No VOCs were detected in deep monitoring wells MW-9D, MW-10D, MW-15D, MW-16D, and MW-3D1. TCE, cis-1,2-DCE, and 1,1-DCE concentrations in deeper groundwater are presented on Figures 11, 12, and 13, respectively.

Consistent with the previous monitoring events, results of analysis of groundwater samples collected from nested well pairs. MW-15/MW-15D and MW-16/MW-16D did not indicate the presence of VOCs in groundwater between the Site and the off-Site private water supply wells to the southwest of the site.

Graphs of PCE concentrations versus time for select wells are provided in Appendix C. The graphs indicate that PCE concentrations are generally decreasing in shallow groundwater over time. For example, PCE decreased in MW-1 from 11,000 µg/l in December 2003 to 2,320 µg/l in November 2011. In monitoring well MW-10, PCE decreased steadily from after the HRC injection in 2005 through 2010, but has increased since 2010. The presence of stable to increasing concentrations of the PCE daughter compounds TCE and cis-1,2-DCE in wells MW-1, MW-9, and MW-10 indicates that reductive dechlorination is occurring in the shallow groundwater aquifer in these areas.

Reductions in PCE concentrations have also occurred in deeper wells MW-12D and MW-13D located near the western Site boundary. For example, PCE decreased in MW-12D and MW-13D from 451 µg/l and 292 µg/l in April 2010 to 20.8 µg/l and 74.9 µg/l in November 2011, respectively.

3.4 Geochemical Data

H&H collected field geochemical parameters from the sampled monitoring wells during the November 2011 sampling event to evaluate conditions favorable for or associated with reductive dechlorination of chlorinated VOCs. The collected field geochemical parameters included DO, ORP, pH, and temperature. Geochemical data are summarized on Table 6. A discussion of the individual geochemical parameters for the November 2011 sampling event is provided below.

Dissolved Oxygen

Reductive dechlorination occurs under anaerobic or low DO conditions. DO concentrations of less than 5 mg/l may be acceptable for anaerobic biodegradation, while concentrations less than 0.5 mg/l are ideal.

The November 2011 data indicates that both aerobic and anaerobic conditions are present in different areas of the Site with concentrations ranging from 0.70 mg/l (MW-10) to 7.14 mg/l (MW-7). DO concentrations appear most favorable for reductive dechlorination in the areas of MW-6, MW-8, MW-9, MW-10, and MW-11 where DO concentrations ranged from 0.70 mg/l to 2.05 mg/l.

Redox Potential (ORP)

The ORP of groundwater is a measure of electron activity and is an indicator of the relative tendency of a solution to accept or transfer electrons. ORP of a groundwater system affects biodegradation rates. Reductive dechlorination is most efficient in the ORP range corresponding to sulfate reduction and methanogenesis (less than -100 mV), but reductive dechlorination also

occurs in the ORP range associated with nitrate, manganese, and iron reduction (-50 mV to 740 mV).

In November 2011, ORP values ranged from -5 to 289 mV. This range is associated with nitrate, manganese, and ferrous iron reduction.

Temperature and pH

Temperature does not greatly influence reductive dechlorination, but temperatures greater than 20 °C may accelerate biochemical processes. Groundwater temperatures ranged from 17.5 °C (MW-10D) to 25.0 °C (MW-8) in November 2011. These temperatures are in the range which is considered satisfactory for biodegradation.

The pH of groundwater affects the presence and activity of microbial populations. pH values ranging from 6 to 8 standard units are generally preferable for anaerobic biodegradation. In shallow monitoring wells at the site, pH values are primarily in the range of 4.5 to 6.3 indicating that the low pH values could potentially inhibit microbial degradation. In deeper wells, pH was generally in the range of 7.0 to 9.2 indicating favorable conditions for microbial degradation.

Summary

There is evidence that some anaerobic degradation of PCE is occurring at the Site. This evidence includes favorably low DO conditions in some areas, decreases in PCE concentrations compared to historical maximums in wells, and the presence of PCE daughter products (TCE and cis-1,2-DCE). Previous groundwater analytical data indicates that anaerobic degradation may be limited by low organic carbon content in the aquifer which is needed to drive the biodegradation process, and by the presence of low shallow aquifer pH which could inhibit microbial activity.

4.0 Conclusions

H&H conducted semi-annual groundwater monitoring activities at the Site in November 2011. The following summarize the semi-annual groundwater monitoring results.

- Shallow groundwater flow is in multiple directions from a groundwater elevation high in the south central portion of the Site.
- Deeper groundwater flow is towards the south in the general direction of regional surface topography.
- PCE concentrations in shallow groundwater are generally decreasing.
- The presence of stable to increasing concentrations of the PCE daughter compounds TCE and cis-1,2-DCE in some shallow monitoring wells indicates that reductive dechlorination is occurring in the shallow groundwater aquifer.
- Reductions in PCE concentrations have also occurred in the deeper wells located near the western Site boundary.
- Previous groundwater analytical data indicates that anaerobic degradation may be limited by low organic carbon content in the aquifer which is needed to drive the biodegradation process, and by the presence of low shallow aquifer pH which could inhibit microbial activity.
- Consistent with previous monitoring events, no VOCs were detected in both the shallow and deeper monitoring well pairs MW-15/MW-15D and MW-16/MW-16D located between the Site and the off-Site water supply wells to the southwest.

Table 1
Water Supply Well Inventory
Delavan Spray Technologies
Bamberg, South Carolina
H&H Job No. GDR-006

WSW ID	Tax Parcel ID	Well Address	Owner Information	Well Use	Municipal Water Status
Frazier Well	0072-08-02-1	527 Log Branch Road Bamberg, SC 29003	Lorrine Frazier 623 Calhoun Street Bamberg, SC 29003 (803)-245-4364	Inactive	Available. Water Account Inactive
Thomas Well	0072-08-02-16	589 Log Branch Road Bamberg, SC 29003	Robert A. Thomas 1450 Capernaum Road Bamberg, SC 29003 Phone Number Unknown	Abandoned 11/13/2007	Connected to Municipal Water
John Kinsey Well	0073-80	4336 Main Highway Bamberg, SC 29003	John T. Kinsey 336 Calhoun Street Bamberg, SC 29003 (803) 245-2745	Inactive	Connected to Municipal Water
D. Hyatt Well	0073-00-00-029	4824 Main Highway Bamberg, SC 29003	Donald R. Hyatt 4824 Main Highway Bamberg, SC 29003 (803) 245-0234 or (803) 707-0540	Active w/ Filter Equipment Installed	*Available. Not Connected to Municipal Water
B. Hyatt Well No. 1	0073-00-00-078	4834 Main Highway Bamberg, SC 29003	William H. Hyatt 4834 Main Highway Bamberg, SC 29003 (803) 245-0914 or (803) 682-0060	Active w/ Filter Equipment Installed	*Available. Not Connected to Municipal Water
B. Hyatt Well No. 2	0073-00-00-078	4834 Main Highway Bamberg, SC 29003	William H. Hyatt 4834 Main Highway Bamberg, SC 29003 (803) 245-0914 or (803) 682-0060	Active w/ Filter Equipment Installed	*Available. Not Connected to Municipal Water
L. Dyches Well No. 1	0073-00-00-027	174 Water Oak Court Bamberg, SC 29003	Louise C. Dyches 174 Water Oak Court Bamberg, SC 29003 (803) 245-3474	Active w/ Filter Equipment Installed	*Available. Not Connected to Municipal Water
L. Dyches Well No. 2	0073-00-00-027	139 Water Oak Court Bamberg, SC 29003	Louise C. Dyches 174 Water Oak Court Bamberg, SC 29003 (803) 245-3474	Active w/ Filter Equipment Installed	*Available. Not Connected to Municipal Water
E. Davis Well No. 1	0073-00-00-020	79 Water Oak Court Bamberg, SC 29003	Estelle Davis 79 Water Oak Court Bamberg, SC 29003 (803) 707-0112	Active w/ Filter Equipment Installed	*Available. Not Connected to Municipal Water
J. Nichols Well	0073-00-00-035	64 Water Oak Court Bamberg, SC 29003	John Nichols 64 Water Oak Court Bamberg, SC 29003 (803) 245-2785	Active w/ Filter Equipment Installed	*Available. Not Connected to Municipal Water

Notes:
Information obtained from personal interviews, Bamberg County Tax Assessor, and City of Bamberg Public Works
*Municipal water is available in the site area; however, municipal sewer service is also required when connecting to the municipal water source. No sewer service lines are present in the site area other than a force main.

Table 2
Summary of Water Supply Well Analytical Data
Delavan Spray Technologies
Bamberg, South Carolina
H&H Job No. GDR-006

Sample Identification	D. Hyatt WSW											B. Hyatt WSW No. 1											DHEC MCL
	N/A	Pre-Filter	Post-Filter	Pre-Filter	Post-Filter	Pre-Filter	Post-Filter	Pre-Filter	Post-Filter	Pre-Filter	Post-Filter	N/A	Pre-Filter	Post-Filter	Pre-Filter	Post-Filter	Pre-Filter	Post-Filter	Pre-Filter	Post-Filter	Pre-Filter	Post-Filter	
Date Collected	12/15/2010	12/30/2010		3/16/2011		5/27/2011		8/2/2011		11/9/2011		12/16/2010	12/30/2010		3/16/2011		5/27/2011		8/2/2011		11/9/2011		
VOCs (8260B)																							
Tetrachloroethene	1.71	2.24	<1.00	1.75	<1.00	<1.0	<1.0	1.95	<1.00	1.81	<1.00	**60.9**	**37.6**	<1.00	**62.0**	<1.00	**100**	<1.0	**26.1**	<1.00	**44.4**	<1.00	5
Chloromethane	<1.00	<1.00	8.06	<1.00	<1.00	<1.0	<1.0	<1.00	<1.00	<1.00	<1.00	<1.00	<1.00	7.47	<1.00	<1.00	<1.0	<1.0	<1.00	<1.00	<1.00	<1.00	NS

Sample Identification	B. Hyatt WSW No. 2											E. Davis WSW											DHEC MCL
	N/A	Pre-Filter	Post-Filter	Pre-Filter	Post-Filter	Pre-Filter	Post-Filter	Pre-Filter	Post-Filter	Pre-Filter	Post-Filter	N/A	Pre-Filter	Post-Filter	Pre-Filter	Post-Filter	Pre-Filter	Post-Filter	Pre-Filter	Post-Filter	Pre-Filter	Post-Filter	
Date Collected	12/16/2010	12/30/2010		3/16/2011		5/27/2011		8/2/2011		11/9/2011		12/30/2010	1/13/2011		3/16/2011		5/27/2011		8/2/2011		11/9/2011		
VOCs (8260B)																							
Tetrachloroethene	<1.00	<1.00	<1.00	<1.00	<1.00	<1.0	<1.0	<1.00	<1.00	<1.00	<1.00	<1.00	<1.00	<1.00	<1.00	<1.00	<1.0	<1.0	<1.00	<1.00	<1.00	<1.00	5
Chloromethane	<1.00	<1.00	7.26	<1.00	<1.00	<1.0	<1.0	<1.00	<1.00	<1.00	<1.00	<1.00	<1.00	5.55	<1.00	<1.00	<1.0	<1.0	<1.00	<1.00	<1.00	<1.00	NS

Sample Identification	L. Dyches WSW No. 1											L. Dyches WSW No. 2											DHEC MCL
	N/A	N/A	Post-Filter	Pre-Filter	Post-Filter	Pre-Filter	Post-Filter	Pre-Filter	Post-Filter	Pre-Filter	Post-Filter	N/A	Pre-Filter	Post-Filter	Pre-Filter	Post-Filter	Pre-Filter	Post-Filter	Pre-Filter	Post-Filter	Pre-Filter	Post-Filter	
Date Collected	12/15/2010	12/30/2010	1/13/2011	3/16/2011		5/27/2011		8/2/2011		11/9/2011		12/15/2010	12/30/2010		3/16/2011		5/27/2011		8/2/2011		11/9/2011		
VOCs (8260B)																							
Tetrachloroethene	<1.00	<1.00	<1.00	<1.00	<1.00	<1.0	<1.0	<1.00	<1.00	<1.00	<1.00	<1.00	<1.00	<1.00	<1 00	<1.00	<1.0	<1.0	<1.00	<1.00	<1.00	<1.00	5
Chloromethane	<1.00	<1.00	6.19	<1.00	<1.00	<1.0	<1.0	<1.00	<1.00	<1.00	<1.00	<1.00	<1.00	5.78	<1.00	<1.00	<1.0	<1.0	<1.00	<1.00	<1.00	<1.00	NS

Sample Identification	J. Nichols WSW													DHEC MCL
	N/A	Pre-Filter	Post-Filter	Pre-Filter	Post-Filter	Pre-Filter	Post-Filter	Pre-Filter	Post-Filter	Pre-Filter	Post-Filter	Pre-Filter	Post-Filter	
Date Collected	1/4/2011	1/13/2011		3/16/2011		5/27/2011		8/2/2011		8/15/2011		11/9/2011		
VOCs (8260B)														
Tetrachloroethene	2.58	3.11	<1.00	3.30	<1.00	<1.0	<1.0	2.51	2.58	2.79	<1.00	2.56	<1.00	5
Chloromethane	<1.00	<1.00	7.23	<1.00	<1.00	<1.0	<1.0	<1.00	<1.00	<1.00	<1.00	<1.00	<1.00	NS

Notes:
Concentrations reported in micrograms per liter
Laboratory analytical method shown in parentheses
Only analytes detected in at least one sample indicated
Bold indicates concentration exceeds MCL
DHEC = South Carolina Department of Health and Environmental Control
MCL = Maximum Contaminant Level
NS = Not Specified

Table 3 (Page 1 of 1)
Monitoring Well Construction and Groundwater Elevation Data
Delavan Spray Technologies
Bamberg, South Carolina
H&H Job No. GDR-006

Well No.	Total Depth	Surface Casing Depth (ft bgs)	Screen Interval (ft bgs)	Ground Surface Elevation	Top of Casing Elevation	6/5/2003		7/9/2003		12/31/2003		1/16/2004		3/14/2005		6/1/2005		9/20/2005		12/12/2005		3/28/2006		6/26/2006	
						Depth to Water	Elevation	Depth to Water	Elevation	Depth to Water	Elevation	Depth to Water	Elevation	Depth to Water	Elevation	Depth to Water	Elevation	Depth to Water	Elevation	Depth to Water	Elevation	Depth to Water	Elevation	Depth to Water	Elevation
MW-1	18	--	3-18	147.56	147.19	9.70	137.49	8.42	138.77	12.88	134.31	13.02	134.17	12.54	134.65	12.31	134.88	12.66	134.53	13.41	133.78	11.97	135.22	12.16	135.03
MW-2	18	--	3-18	147.81	147.63	5.81	141.82	4.76	142.87	12.52	135.11	12.73	134.90	11.95	135.68	10.56	137.07	12.37	135.26	12.99	134.64	10.59	137.04	10.44	137.19
MW-3	18	--	3-18	148.34	148.11	11.41	136.70	9.20	138.91	14.11	134.00	14.11	134.00	13.54	134.57	13.86	134.25	13.94	134.17	14.58	133.53	13.49	134.62	13.67	134.44
MW-3D	49	24	44-49	148.28	148.12	NI	NI	NI	NI	NI	NI	NI	NI	NI	NI	NI	NI	NI	NI	NI	NI	NI	NI	NI	NI
MW-3D1	85	65	75-85	148.12	147.93	NI	NI	NI	NI	NI	NI	NI	NI	NI	NI	NI	NI	NI	NI	NI	NI	NI	NI	NI	NI
MW-4	14	--	4-14	147.30	147.03	4.11	142.92	3.59	143.44	10.38	136.65	10.63	136.40	9.24	137.79	10.23	136.80	11.44	135.59	11.81	135.22	7.53	139.50	9.26	137.77
MW-5	14	--	4-14	145.34	145.46	4.72	140.74	3.68	141.78	10.87	134.59	10.81	134.65	8.74	136.72	9.77	135.69	10.51	134.95	11.30	134.16	6.74	138.72	8.74	136.72
MW-6	14	--	4-14	143.45	143.22	2.40	140.82	2.30	140.92	8.09	135.13	7.29	135.93	6.44	136.78	6.38	136.84	8.24	134.98	8.29	134.93	4.17	139.05	6.30	136.92
MW-7	20	--	5-20	149.25	149.03	NI	NI	NI	NI	14.88	134.15	14.93	134.10	13.97	135.06	14.45	134.58	14.52	134.51	15.11	133.92	13.91	135.12	14.22	134.81
MW-8	20	--	5-20	145.95	145.66	NI	NI	NI	NI	12.06	133.60	12.17	133.49	11.97	133.69	12.14	133.52	13.07	132.59	12.81	132.85	11.17	134.49	12.32	133.34
MW-9	20	--	5-20	144.11	143.89	NI	NI	NI	NI	9.82	134.07	9.55	134.34	8.45	135.44	7.61	136.28	10.57	133.32	9.33	134.56	6.91	136.98	8.98	134.91
MW-9D	49	24	44-49	144.80	144.20	NI	NI	NI	NI	NI	NI	NI	NI	NI	NI	NI	NI	NI	NI	NI	NI	NI	NI	NI	NI
MW-10	18	--	3-18	142.56	142.19	NI	NI	NI	NI	7.48	134.71	7.52	134.67	5.19	137.00	6.02	136.17	7.51	134.68	7.45	134.74	3.49	138.70	5.82	136.37
MW-10D	48	30	43-48	142.08	141.79	NI	NI	NI	NI	NI	NI	NI	NI	NI	NI	NI	NI	NI	NI	NI	NI	NI	NI	NI	NI
MW-11	18	--	3-18	143.77	143.16	NI	NI	NI	NI	8.00	135.16	8.12	135.04	7.48	135.68	7.87	135.29	8.90	134.26	8.63	134.53	6.84	136.32	8.01	135.15
MW-12D	50	30	40-50	147.86	147.65	NI	NI	NI	NI	NI	NI	NI	NI	NI	NI	NI	NI	NI	NI	NI	NI	NI	NI	NI	NI
MW-13D	50	30	40-50	146.41	146.23	NI	NI	NI	NI	NI	NI	NI	NI	NI	NI	NI	NI	NI	NI	NI	NI	NI	NI	NI	NI
MW-14	20	--	5-20	147.05	146.90	NI	NI	NI	NI	NI	NI	NI	NI	NI	NI	NI	NI	NI	NI	NI	NI	NI	NI	NI	NI
MW-14D	50	29	40-50	147.11	146.88	NI	NI	NI	NI	NI	NI	NI	NI	NI	NI	NI	NI	NI	NI	NI	NI	NI	NI	NI	NI
MW-15	19	--	4-19	136.13	135.73	NI	NI	NI	NI	NI	NI	NI	NI	NI	NI	NI	NI	NI	NI	NI	NI	NI	NI	NI	NI
MW-15D	45	30	35-45	135.93	135.59	NI	NI	NI	NI	NI	NI	NI	NI	NI	NI	NI	NI	NI	NI	NI	NI	NI	NI	NI	NI
MW-16	19	--	4-19	138.74	138.30	NI	NI	NI	NI	NI	NI	NI	NI	NI	NI	NI	NI	NI	NI	NI	NI	NI	NI	NI	NI
MW-16D	45	29	35-45	138.70	138.38	NI	NI	NI	NI	NI	NI	NI	NI	NI	NI	NI	NI	NI	NI	NI	NI	NI	NI	NI	NI

Well No.	Total Depth	Surface Casing Depth (ft bgs)	Screen Interval (ft bgs)	Ground Surface Elevation	Top of Casing Elevation	10/6/2006		1/12/2007		1/8/2008		11/4/2009		4/29/2010		10/25/2010		12/15/2010		5/23/2011		11/8/2011	
						Depth to Water	Elevation	Depth to Water	Elevation	Depth to Water	Elevation	Depth to Water	Elevation	Depth to Water	Elevation	Depth to Water	Elevation	Depth to Water	Elevation	Depth to Water	Elevation	Depth to Water	Elevation
MW-1	18	--	3-18	147.56	147.19	13.67	133.52	12.06	135.13	13.50	133.69	14.70	132.49	12.20	134.99	14.38	132.81	15.17	132.02	13.29	133.90	14.88	132.31
MW-2	18	--	3-18	147.81	147.63	13.13	134.50	10.63	137.00	11.63	136.00	14.15	133.48	11.50	136.13	13.70	133.93	14.84	132.79	12.88	134.75	14.51	133.12
MW-3	18	--	3-18	148.34	148.11	14.15	133.96	13.24	134.87	13.62	134.49	15.84	132.27	13.81	134.30	14.56	133.55	15.84	132.27	14.01	134.10	15.65	132.46
MW-3D	49	24	44-49	148.28	148.12	NI	NI	NI	NI	16.10	132.02	17.30	130.82	15.03	133.09	17.39	130.73	17.36	130.76	16.75	131.37	17.45	130.67
MW-3D1	85	65	75-85	148.12	147.93	NI	NI	NI	NI	NI	NI	17.11	130.82	14.86	133.07	17.32	130.61	17.19	130.74	16.55	131.38	17.29	130.64
MW-4	14	--	4-14	147.30	147.03	11.82	135.21	7.79	139.24	9.53	137.50	13.52	133.51	8.95	138.08	12.73	134.30	13.49	133.54	11.37	135.66	Dry	NA
MW-5	14	--	4-14	145.34	145.46	11.57	133.89	7.33	138.13	9.09	136.37	12.70	132.76	9.50	135.96	12.31	133.15	13.51	131.95	11.05	134.41	13.45	132.01
MW-6	14	--	4-14	143.45	143.22	9.46	133.76	4.90	138.32	6.10	137.12	10.09	133.13	6.50	136.72	10.00	133.22	11.32	131.90	8.40	134.82	11.15	132.07
MW-7	20	--	5-20	149.25	149.03	14.99	134.04	13.23	135.80	14.20	134.83	15.93	133.10	14.30	134.73	15.33	133.70	15.89	133.14	14.65	134.38	15.73	133.30
MW-8	20	--	5-20	145.95	145.66	13.67	131.99	11.62	134.04	12.85	132.81	14.35	131.31	11.79	133.87	14.35	131.31	14.52	131.14	13.50	132.16	14.60	131.06
MW-9	20	--	5-20	144.11	143.89	11.60	132.29	7.41	136.48	8.17	135.72	11.54	132.35	6.81	137.08	11.65	132.24	12.55	131.34	9.20	134.69	12.60	131.29
MW-9D	49	24	44-49	144.48	144.20	NI	NI	NI	NI	11.82	132.38	12.89	131.31	10.58	133.62	12.99	131.21	12.98	131.22	12.26	131.94	13.12	131.08
MW-10	18	--	3-18	142.56	142.19	8.65	133.54	4.12	138.07	5.66	136.53	9.74	132.45	6.14	136.05	9.73	132.46	10.66	131.53	7.98	134.21	10.57	131.62
MW-10D	48	30	43-48	142.08	141.79	NI	NI	NI	NI	9.45	132.34	10.68	131.11	8.38	133.41	10.76	131.03	10.76	131.03	10.02	131.77	10.89	130.90
MW-11	18	--	3-18	143.77	143.16	9.26	133.90	7.30	135.86	7.89	135.27	10.01	133.15	8.15	135.01	9.98	133.18	10.92	132.24	9.11	134.05	10.82	132.34
MW-12D	50	30	40-50	147.86	147.65	NI	NI	NI	NI	NI	NI	16.69	130.96	14.62	133.03	16.92	130.73	16.87	130.78	16.18	131.47	16.99	130.66
MW-13D	50	30	40-50	146.41	146.23	NI	NI	NI	NI	NI	NI	15.55	130.68	13.33	132.90	15.65	130.58	15.61	130.62	14.99	131.24	15.71	130.52
MW-14	20	--	5-20	147.05	146.90	NI	NI	NI	NI	NI	NI	15.03	131.87	12.69	134.21	13.99	132.91	14.67	132.23	13.38	133.52	14.52	132.38
MW-14D	50	29	40-50	147.11	146.88	NI	NI	NI	NI	NI	NI	16.20	130.68	14.01	132.87	16.34	130.54	16.26	130.62	15 69	131.19	16.37	130.51
MW-15	18	--	4-19	136.13	135.73	NI	NI	NI	NI	NI	NI	NI	NI	NI	NI	NI	NI	NI	NI	5.44	130.29	6.68	129.05
MW-15D	45	30	35-45	135.93	135.59	NI	NI	NI	NI	NI	NI	NI	NI	NI	NI	NI	NI	NI	NI	4.55	131.04	5.23	130.36
MW-16	19	--	4-19	138.74	138.30	NI	NI	NI	NI	NI	NI	NI	NI	NI	NI	NI	NI	NI	NI	6.40	131.90	8.15	130.15
MW-16D	45	29	35-45	138.70	138.38	NI	NI	NI	NI	NI	NI	NI	NI	NI	NI	NI	NI	NI	NI	7.49	130.89	8.30	130.08

Notes:
bgs = below ground surface; NI = Not Installed; NA = Not Applicable
Depth to water measured relative to top of casing; Top of casing and ground surface elevations surveyed by Edisto Engineers and Surveyors, Inc. on May 23, 2011.

Table 4
Vertical Hydraulic Gradients (November 8, 2011)
Delavan Spray Technologies
Bamberg, South Carolina
H&H Job No. GDR-006

Well Pair	Location Relative to MW-1	Well Identification	Well Depth (ft)	Groundwater Elevation (ft)	Vertical Gradient
1	Upgradient	MW-3	18	132.46	Downward
		MW-3D	49	130.67	
	Upgradient	MW-3D	49	130.67	Neutral
		MW-3D1	85	130.64	
2	Downgradient	MW-9	20	131.29	Downward
		MW-9D	49	131.08	
3	Downgradient	MW-10	18	131.62	Downward
		MW-10D	48	130.90	
4	Downgradient	MW-14	20	132.38	Downward
		MW-14D	50	130.51	
5	Downgradient	MW-15	18	129.05	Upward
		MW-15D	45	130.36	
6	Downgradient	MW-16	19	130.15	Downward
		MW-16D	45	130.08	

Table 5 (Page 1 of 4)
Summary of Groundwater and Surface Water Analytical Detections
Delavan Spray Technologies
Bamberg, South Carolina
H&H Job No. GDR-006

Well No.	Sample Date	Bromoform (µg/l)	Chloromethane (µg/l)	Chlorobenzene (µg/l)	2-Chloroethyl vinyl ether (µg/l)	cis-1,2-DCE (µg/l)	trans-1,2-DCE (µg/l)	PCE (µg/l)	TCE (µg/l)	1,1,2,2-PCE (µg/l)	1,1,1-TCA (µg/l)	1,1-DCE (µg/l)	1,1-DCA (µg/l)	1,3-Dichlorobenzene (µg/l)	trans-1,3-Dichloropropene (µg/l)	MTBE (µg/l)	1,2,4-Trimethylbenzene (µg/l)	Toluene (µg/l)	Xylenes (µg/l)	Vinyl Chloride (µg/l)
Groundwater Samples																				
MW-1	6/4/2003	<50	140	<50	<2,500	<50	<50	**15,000**	<50	<50	<50	<50	<50	<50	<50	<50	<50	<250	<150	<50
	12/30/2003	<800	<800	<800	<2,000	<800	<800	**11,000**	<800	<800	<800	<800	<800	<800	<800	<800	<800	<800	<800	<800
	3/14/2005	1.10	<1.00	1.90	<10.0	10.1	<1.00	**5,470**	**34.8**	<1.00	<1.00	<1.00	<1.00	<1.00	<1.00	NA	NA	NA	NA	<1.00
	6/1/2005	<1.00	<1.00	<1.00	<10.0	10.1	<1.00	**5,750**	**41.3**	<1.00	<1.00	<1.00	<1.00	<1.00	<1.00	NA	NA	NA	NA	<1.00
	9/20/2005	<2.00	<1.00	<1.00	<1.00	9.60	<1.00	**3,150**	**38.4**	3.66	<1.00	<1.00	<1.00	1.51	<1.00	NA	NA	NA	NA	<1.00
	12/12/2005	<1.00	<1.00	<1.00	NA	11.4	<1.00	**4,750**	**35.6**	<1.00	<1.00	<1.00	<1.00	<1.00	<1.00	NA	NA	NA	NA	<1.00
	3/28/2006	<1.00	<1.00	<1.00	NA	11.9	<1.00	**6,580**	**48.1**	<1.00	<1.00	<1.00	<1.00	<1.00	<1.00	NA	NA	NA	NA	<1.00
	6/26/2006	<1.0	<1.0	<1.0	<50	13	<1.0	**4,100**	**32**	<1.0	<1.0	<1.0	<1.0	<1.0	<1.0	NA	NA	NA	NA	<1.0
	10/21/2006	<1.0	<1.0	<1.0	NA	17.9	<1.0	**9,550**	**65.8**	<1.0	<1.0	<1.0	<1.0	<1.0	<1.0	NA	NA	NA	NA	<1.0
	1/12/2007	<1.00	<1.00	<1.00	NA	23.1	<1.00	**6,790**	**85.6**	<1.00	<1.00	<1.00	<1.00	<1.00	<1.00	NA	NA	NA	NA	<1.00
	1/9/2008	<1.00	<1.00	<1.00	NA	**102**	<1.00	**5,390**	**83.7**	<1.00	<1.00	<1.00	<1.00	<1.00	<1.00	NA	NA	NA	NA	<1.00
	11/5/2009	<1.00	<1.00	<1.00	NA	**382**	<1.00	**7,680**	**108**	<1.00	<1.00	1.74	<1.00	<1.00	<1.00	NA	NA	NA	NA	<1.00
	4/30/2010	<5.00	<5.00	<5.00	NA	**184**	<5.00	**5,940**	**79.6**	<5.00	<5.00	<5.00	<5.00	<5.00	<5.00	NA	NA	NA	NA	<5.00
	10/25/2010	<50 0	<50.0	<50.0	NA	**648**	<50.0	**5,690**	**99.5**	<50.0	<50.0	<50.0	<50.0	<50.0	<50.0	NA	NA	NA	NA	<50.0
	5/24/2011	<1.0	<1.0	<1.0	NA	**210**	<1.0	**3,000**	**28.0**	<1.0	<1.0	<1.0	<1.0	<1.0	<1.0	<1.0	<1.0	<1.0	<10	<2.0
	11/9/2011	<1.00	<1.00	<1.00	NA	**265**	<1.00	**2,320**	**35.0**	<1.00	<1.00	<1.00	<1.00	<1.00	<1.00	NA	NA	NA	NA	<1.00
MW-2	6/4/2003	<1.0	<1.0	<1.0	<50	<1.0	<1.0	<1.0	<1.0	<1.0	<1.0	<1.0	<1.0	<1.0	<1.0	<1.0	<1.0	<5.0	<3.0	<1.0
	12/30/2003	<2	<2	<2	<5	<2	<2	4.5	<2	<2	<2	<2	<2	<2	<2	<2	<2	<2	<4	<2
	3/14/2005	<1.00	<1.00	<1.00	<10.0	<1.00	<1.00	4.30	<1.00	<1.00	<1.00	<1.00	<1.00	<1.00	<1.00	NA	NA	NA	NA	<1.00
	3/28/2006	<1.00	<1.00	<1.00	NA	<1.00	<1.00	1.21	<1.00	<1.00	<1.00	<1.00	<1.00	<1.00	<1.00	NA	NA	NA	NA	<1.00
	1/9/2008	<1.00	<1.00	<1.00	NA	<1.00	<1.00	2.50	<1.00	<1.00	<1.00	<1.00	<1.00	<1.00	<1.00	NA	NA	NA	NA	<1.00
	11/5/2009	<1.00	<1.00	<1.00	NA	<1.00	<1.00	1.17	<1.00	<1.00	<1.00	<1.00	<1.00	<1.00	<1.00	NA	NA	NA	NA	<1.00
	4/30/2010	<1.00	<1.00	<1.00	NA	<1.00	<1.00	1.27	<1.00	<1.00	<1.00	<1.00	<1.00	<1.00	<1.00	NA	NA	NA	NA	<1.00
	10/25/2010	<1.00	<1.00	<1.00	NA	<1.00	<1.00	1.00	<1.00	<1.00	<1.00	<1.00	<1.00	<1.00	<1.00	NA	NA	NA	NA	<1.00
	5/24/2011	<1.0	<1.0	<1.0	NA	<1.0	<1.0	<1.0	<1.0	<1.0	<1.0	<1.0	<1.0	<1.0	<1.0	<1.0	<1.0	<1.0	<10	<2.0
	11/9/2011	<1.00	<1.00	<1.00	NA	<1.00	<1.00	1.86	<1.00	<1.00	<1.00	<1.00	<1.00	<1.00	<1.00	NA	NA	NA	NA	<1.00
MW-3	6/4/2003	<1.0	<1.0	<1.0	<50	<1.0	<1.0	**74**	<1.0	<1.0	<1.0	<1.0	<1.0	<1.0	<1.0	<1.0	<1.0	<5.0	<3.0	<1.0
	12/30/2003	<2	<2	<2	<5	<2	<2	**220**	<2	<2	<2	<2	<2	<2	<2	<2	<2	<2	<4	<2
	3/14/2005	<1.00	<1.00	<1.00	<10.0	<1.00	<1.00	**113**	<1.00	<1.00	<1.00	<1.00	<1.00	<1.00	<1.00	NA	NA	NA	NA	<1.00
	3/28/2006	<1.00	<1.00	<1.00	NA	<1.00	<1.00	**305**	<1.00	<1.00	<1.00	<1.00	<1.00	<1.00	<1.00	NA	NA	NA	NA	<1.00
	1/9/2008	<1.00	<1.00	<1.00	NA	<1.00	<1.00	**59.8**	<1.00	<1.00	<1.00	<1.00	<1.00	<1.00	<1.00	NA	NA	NA	NA	<1.00
	11/5/2009	<1.00	<1.00	<1.00	NA	<1.00	<1.00	**82.1**	<1.00	<1.00	<1.00	<1.00	<1.00	<1.00	<1.00	NA	NA	NA	NA	<1.00
	4/30/2010	<1.00	<1.00	<1.00	NA	<1.00	<1.00	**238**	1.03	<1.00	<1.00	<1.00	<1.00	<1.00	<1.00	NA	NA	NA	NA	<1.00
	10/25/2010	<1.00	<1.00	<1.00	NA	<1.00	<1.00	**391**	2.79	<1.00	<1.00	<1.00	<1.00	<1.00	<1.00	NA	NA	NA	NA	<1.00
	5/24/2011	<1.0	<1.0	<1.0	NA	<1.0	<1.0	**47**	<1.0	<1.0	<1.0	<1.0	<1.0	<1.0	<1.0	<1.0	<1.0	<1.0	<10	<2.0
	11/9/2011	<1.00	<1.00	<1.00	NA	<1.00	<1.00	**140**	3.23	<1.00	<1.00	<1.00	<1.00	<1.00	<1.00	NA	NA	NA	NA	<1.00
MW-3D	1/9/2008	<1.00	<1.00	<1.00	NA	5.52	<1.00	**432**	3.33	<1.00	<1.00	**9.68**	<1.00	<1.00	<1.00	NA	NA	NA	NA	<1.00
	11/5/2009	<1.00	<1.00	<1.00	NA	8.92	<1.00	**612**	4.11	<1.00	<1.00	**11.8**	<1.00	<1.00	<1.00	NA	NA	NA	NA	<1.00
	4/30/2010	<1.00	<1.00	<1.00	NA	9.33	<1.00	**764**	**6.10**	<1.00	<1.00	**9.92**	<1.00	<1.00	<1.00	NA	NA	NA	NA	<1.00
	10/26/2010	<1.00	<1.00	<1.00	NA	9.98	<1.00	**544**	4.51	<1.00	<1.00	**11.7**	<1.00	<1.00	<1.00	NA	NA	NA	NA	<1.00
	5/24/2011	<1.0	<1.0	<1.0	NA	9.40	<1.0	**600**	4.70	<1.0	<1.0	**11.0**	<1.0	<1.0	<1.0	<1.0	<1.0	<1.0	<10	<2.0
	11/9/2011	<1.00	<1.00	<1.00	NA	9.93	<1.00	**526**	4.01	<1.00	<1.00	**10.8**	<1.00	<1.00	<1.00	NA	NA	NA	NA	<1.00
MW-3D1	11/5/2009	<1.00	<1.00	<1.00	NA	<1.00	<1.00	<1.00	<1.00	<1.00	<1.00	<1.00	<1.00	<1.00	<1.00	NA	NA	NA	NA	<1.00
	4/30/2010	<1.00	<1.00	<1.00	NA	<1.00	<1.00	<1.00	<1.00	<1.00	<1.00	<1.00	<1.00	<1.00	<1.00	NA	NA	NA	NA	<1.00
	5/24/2011	<1.0	<1.0	<1.0	NA	<1.0	<1.0	<1.0	<1.0	<1.0	<1.0	<1.0	<1.0	<1.0	<1.0	<1.0	<1.0	<1.0	<10	<2.0
	11/9/2011	<1.00	<1.00	<1.00	NA	<1.00	<1.00	<1.00	<1.00	<1.00	<1.00	<1.00	<1.00	<1.00	<1.00	NA	NA	NA	NA	<1.00
MW-4	6/4/2003	<1.0	<1.0	<1.0	<50	<1.0	<1.0	<1.0	<1.0	<1.0	<1.0	<1.0	<1.0	<1.0	<1.0	<1.0	<1.0	<5.0	<3.0	<1.0
	12/30/2003	<2.0	<2	<2	<5	<2	<2	<2	<2	<2	<2	<2	<2	<2	<2	<2	<2	<2	<4	<2
	3/14/2005	<1.00	<1.00	<1.00	<10.0	<1.00	<1.00	<1.00	<1.00	<1.00	<1.00	<1.00	<1.00	<1.00	<1.00	NA	NA	NA	NA	<1.00
	3/28/2006	<1.00	<1.00	<1.00	NA	<1.00	<1.00	<1.00	<1.00	<1.00	<1.00	<1.00	<1.00	<1.00	<1.00	NA	NA	NA	NA	<1.00
	1/9/2008	<1.00	<1.00	<1.00	NA	<1.00	<1.00	<1.00	<1.00	<1.00	<1.00	<1.00	<1.00	<1.00	<1.00	NA	NA	NA	NA	<1.00
	11/5/2009	*	*	*	*	*	*	*	*	*	*	*	*	*	*	*	*	*	*	*
	4/29/2010	<1.00	<1.00	<1.00	NA	<1.00	<1.00	<1.00	<1.00	<1.00	<1.00	<1.00	<1.00	<1.00	<1.00	NA	NA	NA	NA	<1.00
	10/25/2010**	<10.0	<10.0	<10.0	NA	<10.0	<10.0	<10.0	<10.0	<10.0	<10.0	<10.0	<10.0	<10.0	<10.0	NA	NA	NA	NA	<10.0
	5/24/2011	<1.0	<1.0	<1.0	<1.0	<1.0	<1.0	<1.0	<1.0	<1.0	<1.0	<1.0	<1.0	<1.0	<1.0	<1.0	<1.0	<1.0	<10	<2.0
MCL		NS	NS	100	NS	70	100	5	5	NS	200	7	NS	NS	NS	NS	NS	1,000	10,000	2

Table 5 (Page 2 of 4)
Summary of Groundwater and Surface Water Analytical Detections
Delavan Spray Technologies
Bamberg, South Carolina
H&H Job No. GDR-006

Well No.	Sample Date	Bromoform (µg/l)	Chloromethane (µg/l)	Chlorobenzene (µg/l)	2-Chloroethyl vinyl ether (µg/l)	cis-1,2-DCE (µg/l)	trans-1,2-DCE (µg/l)	PCE (µg/l)	TCE (µg/l)	1,1,2,2-PCE (µg/l)	1,1,1-TCA (µg/l)	1,1-DCE (µg/l)	1,1-DCA (µg/l)	1,3-Dichlorobenzene (µg/l)	trans-1,3-Dichloropropene (µg/l)	MTBE (µg/l)	1,2,4-Trimethylbenzene (µg/l)	Toluene (µg/l)	Xylenes (µg/l)	Vinyl Chloride (µg/l)
Groundwater Samples																				
MW-5	6/4/2003	<1.0	<1.0	<1.0	<50	<1.0	<1.0	**160**	<1.0	<1.0	<1.0	<1.0	<1.0	<1.0	<1.0	<1.0	<1.0	<5.0	<3.0	<1.0
	12/31/2003	<2	<2	<2	<5	<2	<2	**230**	<2	<2	<2	<2	<2	<2	<2	<2	<2	<2	<4	<2
	3/14/2005	<1.00	<1.00	<1.00	<10.0	<1.00	<1.00	**345**	<1.00	<1.00	<1.00	<1.00	<1.00	<1.00	<1.00	NA	NA	NA	NA	<1.00
	3/28/2006	<1.00	<1.00	<1.00	NA	<1.00	<1.00	3.79	<1.00	<1.00	<1.00	<1.00	<1.00	<1.00	<1.00	NA	NA	NA	NA	<1.00
	1/9/2008	<1.00	<1.00	<1.00	NA	<1.00	<1.00	**97.6**	<1.00	<1.00	<1.00	<1.00	<1.00	<1.00	<1.00	NA	NA	NA	NA	<1.00
	11/5/2009	<1.00	<1.00	<1.00	NA	<1.00	<1.00	2.42	<1.00	<1.00	<1.00	<1.00	<1.00	<1.00	<1.00	NA	NA	NA	NA	<1.00
	4/30/2010	<1.00	<1.00	<1.00	NA	<1.00	<1.00	1.46	<1.00	<1.00	<1.00	<1.00	<1.00	<1.00	<1.00	NA	NA	NA	NA	<1.00
	10/26/2010	<1.00	<1.00	<1.00	NA	<1.00	<1.00	<1.00	<1.00	<1.00	<1.00	<1.00	<1.00	<1.00	<1.00	NA	NA	NA	NA	<1.00
	5/24/2011	<1.0	<1.0	<1.0	NA	<1.0	<1.0	<1.0	<1.0	<1.0	<1.0	<1.0	<1.0	<1.0	<1.0	<1.0	<1.0	<1.0	<10	<2.0
	11/9/2011	<1.00	<1.00	<1.00	NA	<1.00	<1.00	1.55	<1.00	<1.00	<1.00	<1.00	<1.00	<1.00	<1.00	NA	NA	NA	NA	<1.00
MW-6	6/4/2003	<1.0	<1.0	<1.0	<50	<1.0	<1.0	<1.0	<1.0	<1.0	<1.0	<1.0	<1.0	<1.0	<1.0	<1.0	<1.0	<5.0	<3.0	<1.0
	12/31/2003	<2	<2	<2	<5	<2	<2	<2	<2	<2	<2	<2	<2	<2	<2	<2	<2	<2	<4	<2
	3/14/2005	<1.00	<1.00	<1.00	<10.0	<1.00	<1.00	<1.00	<1.00	<1.00	<1.00	<1.00	<1.00	<1.00	<1.00	NA	NA	NA	NA	<1.00
	3/28/2006	<1.00	<1.00	<1.00	NA	<1.00	<1.00	<1.00	<1.00	<1.00	<1.00	<1.00	<1.00	<1.00	<1.00	NA	NA	NA	NA	<1.00
	1/9/2008	<1.00	<1.00	<1.00	NA	<1.00	<1.00	<1.00	<1.00	<1.00	<1.00	<1.00	<1.00	<1.00	<1.00	NA	NA	NA	NA	<1.00
	11/5/2009	<1.00	<1.00	<1.00	NA	<1.00	<1.00	<1.00	<1.00	<1.00	<1.00	<1.00	<1.00	<1.00	<1.00	NA	NA	NA	NA	<1.00
	4/30/2010	<1.00	<1.00	<1.00	NA	<1.00	<1.00	<1.00	<1.00	<1.00	<1.00	<1.00	<1.00	<1.00	<1.00	NA	NA	NA	NA	<1.00
	5/24/2011	<1.0	<1.0	<1.0	NA	<1.0	<1.0	<1.0	<1.0	<1.0	<1.0	<1.0	<1.0	<1.0	<1.0	<1.0	<1.0	<1.0	<10	<2.0
	11/9/2011	<1.00	<1.00	<1.00	NA	<1.00	<1.00	<1.00	<1.00	<1.00	<1.00	<1.00	<1.00	<1.00	<1.00	NA	NA	NA	NA	<1.00
MW-7	12/31/2003	<2	<2	<2	<5	<2	<2	<2	<2	<2	<2	<2	<2	<2	<2	<2	3.3	<2	5.3	<2
	3/14/2005	<1.00	<1.00	<1.00	<10.0	<1.00	<1.00	<1.00	<1.00	<1.00	<1.00	<1.00	<1.00	<1.00	<1.00	NA	NA	NA	NA	<1.00
	3/28/2006	<1.00	<1.00	<1.00	NA	<1.00	<1.00	<1.00	<1.00	<1.00	<1.00	<1.00	<1.00	<1.00	<1.00	NA	NA	NA	NA	<1.00
	1/9/2008	<1.00	<1.00	<1.00	NA	<1.00	<1.00	<1.00	<1.00	<1.00	<1.00	<1.00	<1.00	<1.00	<1.00	NA	NA	NA	NA	<1.00
	11/5/2009	<1.00	<1.00	<1.00	NA	<1.00	<1.00	<1.00	<1.00	<1.00	<1.00	<1.00	<1.00	<1.00	<1.00	NA	NA	NA	NA	<1.00
	4/30/2010	<1.00	<1.00	<1.00	NA	<1.00	<1.00	<1.00	<1.00	<1.00	<1.00	<1.00	<1.00	<1.00	<1.00	NA	NA	NA	NA	<1.00
	5/24/2011	<1.0	<1.0	<1.0	NA	<1.0	<1.0	<1.0	<1.0	<1.0	<1.0	<1.0	<1.0	<1.0	<1.0	<1.0	<1.0	<1.0	<10	<2.0
	11/8/2011	<1.00	<1.00	<1.00	NA	<1.00	<1.00	<1.00	<1.00	<1.00	<1.00	<1.00	<1.00	<1.00	<1.00	NA	NA	NA	NA	<1.00
MW-8	12/31/2003	<2	<2	<2	<5	<2	<2	**30**	<2	<2	<2	<2	<2	<2	<2	3.1	2.0	1.9J	4.7	<2
	3/14/2005	<1.00	<1.00	<1.00	<10.0	<1.00	<1.00	**135**	1.10	<1.00	<1.00	<1.00	<1.00	<1.00	<1.00	NA	NA	NA	NA	<1.00
	3/28/2006	<1.00	<1.00	<1.00	NA	<1.00	<1.00	**102**	1.10	<1.00	<1.00	<1.00	<1.00	<1.00	<1.00	NA	NA	NA	NA	<1.00
	1/9/2008	<1.00	<1.00	<1.00	NA	<1.00	<1.00	**159**	1.66	<1.00	<1.00	<1.00	<1.00	<1.00	<1.00	NA	NA	NA	NA	<1.00
	11/5/2009	<1.00	<1.00	<1.00	NA	<1.00	<1.00	**94.1**	1.38	<1.00	<1.00	<1.00	<1.00	<1.00	<1.00	NA	NA	NA	NA	<1.00
	4/30/2010	<1.00	<1.00	<1.00	NA	<1.00	<1.00	**28.3**	<1.00	<1.00	<1.00	<1.00	<1.00	<1.00	<1.00	NA	NA	NA	NA	<1.00
	10/25/2010	<1.00	<1.00	<1.00	NA	<1.00	<1.00	**76.4**	1.22	<1.00	<1.00	<1.00	<1.00	<1.00	<1.00	NA	NA	NA	NA	<1.00
	5/24/2011	<1.0	<1.0	<1.0	NA	<1.0	<1.0	**100.0**	2.30	<1.0	<1.0	<1.0	<1.0	<1.0	<1.0	<1.0	<1.0	<1.0	<10	<2.0
	11/9/2011	<1.00	<1.00	<1.00	NA	<1.00	<1.00	**276**	**5.31**	<1.00	<1.00	<1.00	<1.00	<1.00	<1.00	<1.00	NA	NA	NA	<1.00
MWT-1/MW-9	12/31/2003	<800	<800	<800	<2,000	<800	<800	**7,500**	<800	<800	<800	<800	<800	<800	<800	<800	<800	<800	<2,000	<800
	3/14/2005	<1.00	<1.00	<1.00	<10.0	19.1	<1.00	**3,520**	**76.0**	<1.00	<1.00	**7.30**	<1.00	<1.00	<1.00	NA	NA	NA	NA	<1.00
	6/1/2005	<1.00	<1.00	<1.00	96.3	**226**	1.40	**4,670**	**280**	<1.00	<1.00	6.70	<1.00	<1.00	<1.00	NA	NA	NA	NA	<1.00
	9/20/2005	33.9	<1.00	<1.00	<1.00	**158**	1.90	**5,000**	**295**	<1.00	1.28	**13.60**	<1.00	<1.00	1.17	NA	NA	NA	NA	<1.00
	12/12/2005	<1.00	<1.00	<1.00	NA	**182**	1.37	**3,920**	**286**	<1.00	2.05	**8.94**	<1.00	<1.00	<1.00	NA	NA	NA	NA	<1.00
	3/28/2006	<1.00	<1.00	<1.00	NA	**362**	1.57	**4,560**	**372**	<1.00	<1.00	**8.51**	<1.00	<1.00	<1.00	NA	NA	NA	NA	<1.00
	6/26/2006	<1.0	<1.0	<1.0	<50	**520**	1.7	**1,500**	**330**	<1.0	<1.0	**12**	<1.0	<1.0	<1.0	NA	NA	NA	NA	<1.0
	10/21/2006	<1.0	<1.0	<1.0	NA	**540**	<1.0	**7,490**	**504**	<1.0	<1.0	**23.5**	<1.0	<1.0	<1.0	NA	NA	NA	NA	<1.0
	1/12/2007	<1.00	<1.00	<1.00	NA	**442**	1.97	**5,630**	**626**	<1.00	<1.00	**25.3**	<1.00	<1.00	<1.00	NA	NA	NA	NA	<1.00
	1/9/2008	<1.00	<1.00	<1.00	NA	**271**	1.39	**2,410**	**297**	<1.00	1.08	5.01	<1.00	<1.00	1.39	NA	NA	NA	NA	**8.73**
	11/4/2009	<1.00	<1.00	<1.00	NA	**379**	2.21	**2,950**	**559**	<1.00	<1.00	**11.6**	<1.00	<1.00	<1.00	NA	NA	NA	NA	<1.00
	4/29/2010	<1.00	<1.00	<1.00	NA	**236**	3.41	**4,170**	**320**	<1.00	<1.00	**11.1**	<1.00	<1.00	<1.00	NA	NA	NA	NA	**4.79**
	10/25/2010	<20.0	<20.0	<20.0	NA	**326**	<20.0	**3,660**	**579**	<20.0	<20.0	<20.0	<20.0	<20.0	<20.0	NA	NA	NA	NA	<20.0
	5/24/2011	<10	<10	<10	NA	**160**	<10	**1,200**	**380**	<10	<10	<10	<10	<10	<10	<10	<10	<10	<100	<20
	11/9/2011	<1.00	<1.00	<1.00	NA	**200**	1.47	**4,000**	**450**	<1.00	1.20	**19.7**	<1.00	<1.00	<1.00	NA	NA	NA	NA	<1.00
MW-9D	1/9/2008	<1.00	<1.00	<1.00	NA	<1.00	<1.00	<1.00	<1.00	<1.00	<1.00	<1.00	<1.00	<1.00	<1.00	NA	NA	NA	NA	<1.00
	11/4/2009	<1.00	<1.00	<1.00	NA	<1.00	<1.00	<1.00	<1.00	<1.00	<1.00	<1.00	<1.00	<1.00	<1.00	NA	NA	NA	NA	<1.00
	4/29/2010	<1.00	<1.00	<1.00	NA	<1.00	<1.00	<1.00	<1.00	<1.00	<1.00	<1.00	<1.00	<1.00	<1.00	NA	NA	NA	NA	<1.00
	5/24/2011	<1.0	<1.0	<1.0	NA	<1.0	<1.0	<1.0	<1.0	<1.0	<1.0	<1.0	<1.0	<1.0	<1.0	<1.0	<1.0	<1.0	<10	<2.0
	11/9/2011	<1.00	<1.00	<1.00	NA	<1.00	<1.00	<1.00	<1.00	<1.00	<1.00	<1.00	<1.00	<1.00	<1.00	NA	NA	NA	NA	<1.00
MCL		NS	NS	100	NS	70	100	5	5	NS	200	7	NS	NS	NS	NS	NS	1,000	10,000	2

Table 5 (Page 3 of 4)
Summary of Groundwater and Surface Water Analytical Detections
Delavan Spray Technologies
Bamberg, South Carolina
H&H Job No. GDR-006

Well No.	Sample Date	Bromoform (µg/l)	Chloromethane (µg/l)	Chlorobenzene (µg/l)	2-Chloroethyl vinyl ether (µg/l)	cis-1,2-DCE (µg/l)	trans-1,2-DCE (µg/l)	PCE (µg/l)	TCE (µg/l)	1,1,2,2-PCE (µg/l)	1,1,1-TCA (µg/l)	1,1-DCE (µg/l)	1,1-DCA (µg/l)	1,3-Dichlorobenzene (µg/l)	trans-1,3-Dichloropropene (µg/l)	MTBE (µg/l)	1,2,4-Trimethylbenzene (µg/l)	Toluene (µg/l)	Xylenes (µg/l)	Vinyl Chloride (µg/l)
Groundwater Samples																				
MWT-2/MW-10	12/31/2003	<200	<200	<200	<500	<200	<200	**5,800**	<200	<200	<200	**520**	<200	<200	<200	<200	<200	<200	<400	<200
	3/14/2005	<1.00	<1.00	1.30	<10.0	40.1	1.00	**4,360**	**62.3**	<1 00	26.4	**18.6**	<1.00	<1.00	<1.00	NA	NA	NA	NA	<1.00
	6/1/2005	<1.00	<1.00	<1.00	<10.0	40.8	<1.00	**5,680**	**52.0**	<1.00	12.7	**17.5**	1.70	2.20	<1.00	NA	NA	NA	NA	<1.00
	9/20/2005	17.1	<1.00	<1.00	<1.00	27.8	<1.00	**4,360**	**46.2**	<1.00	9.03	**40.0**	<1.00	<1.00	<1.00	NA	NA	NA	NA	<1.00
	12/12/2005	<1.00	<1.00	<1.00	NA	23.2	<1.00	**3,050**	**45.2**	<1.00	11.7	**14.4**	<1.00	<1.00	<1.00	NA	NA	NA	NA	<1.00
	3/28/2006	<1.00	<1.00	<1.00	NA	16.8	<1.00	**3,090**	**27.4**	<1.00	6.10	**13.4**	<1.00	<1.00	<1.00	NA	NA	NA	NA	<1.00
	6/26/2006	<20	<20	<20	<1,000	21	<20	**1,800**	**31**	<20	<20	<20	<20	<20	<20	NA	NA	NA	NA	<20
	10/21/2006	<100	<100	<100	NA	**121**	<100	**3,380**	**<100**	<100	<100	<100	<100	<100	<100	NA	NA	NA	NA	**114**
	1/12/2007	<1.00	<1.00	<1.00	NA	12.4	<1.00	**2,980**	**32.7**	<1.00	1.22	2.08	<1.00	<1.00	<1.00	NA	NA	NA	NA	<1.00
	1/9/2008	<1.00	<1.00	<1.00	NA	**89.1**	<1.00	**3,250**	**71.9**	<1.00	10.9	**24.1**	<1.00	<1.00	<1.00	NA	NA	NA	NA	<1.00
	11/4/2009	<1.00	<1.00	<1.00	NA	**1,120**	1.22	**1,600**	**33.9**	<1.00	1.49	**82.2**	1.56	<1.00	<1.00	NA	NA	NA	NA	<1.00
	4/29/2010	<1.00	<1.00	<1.00	NA	**104**	<1.00	**53.8**	3.22	<1.00	<1.00	2.85	<1.00	<1.00	<1.00	NA	NA	NA	NA	<1.00
	10/25/2010	<10.0	<10.0	<10.0	NA	**1,270**	<10.0	**1,150**	**129**	<10.0	<10.0	**108**	<10.0	<10.0	<10.0	NA	NA	NA	NA	<10.0
	5/24/2011	<20	<20	<20	NA	**390**	<20	**2,000**	**88**	<20	<20	<20	<20	<20	<20	<20	<20	<20	<200	<40.0
	11/9/2011	<5.00	<5.00	<5.00	NA	**4,250**	<5.00	**4,670**	**154**	<5.00	<5.00	**285**	8.80	<5.00	<5.00	NA	NA	NA	NA	<5.00
MW-10D	1/9/2008	<1.00	<1.00	<1.00	NA	<1.00	<1.00	4.09	<1.00	<1.00	<1.00	<1.00	<1.00	<1.00	<1.00	NA	NA	NA	NA	<1.00
	11/4/2009	<1.00	<1.00	<1.00	NA	<1.00	<1.00	<1.00	<1.00	<1.00	<1.00	<1.00	<1.00	<1.00	<1.00	NA	NA	NA	NA	<1.00
	4/29/2010	<1.00	<1.00	<1.00	NA	<1.00	<1.00	<1.00	<1.00	<1.00	<1.00	<1.00	<1.00	<1.00	<1.00	NA	NA	NA	NA	<1.00
	5/24/2011	<1.0	<1.0	<1.0	NA	<1.0	<1.0	<1.0	<1.0	<1.0	<1.0	<1.0	<1.0	<1.0	<1.0	<1.0	<1.0	<1.0	<10	<2.0
	11/9/2011	<1.00	<1.00	<1.00	NA	<1.00	<1.00	<1.00	<1.00	<1.00	<1.00	<1.00	<1.00	<1.00	<1.00	NA	NA	NA	NA	<1.00
MWT-3/MW-11	12/31/2003	<2	<2	<2	<5	<2	<2	<2	<2	<2	<2	<2	<2	<2	<2	<2	<2	<2	<4	<2
	3/14/2005	<1.00	<1.00	<1.00	<10.0	<1.00	<1.00	<1.00	<1.00	<1.00	<1.00	<1.00	<1.00	<1.00	<1.00	NA	NA	NA	NA	<1.00
	3/28/2006	<1.00	<1.00	<1.00	<10.0	<1.00	<1.00	<1.00	<1.00	<1.00	<1.00	<1.00	<1.00	<1.00	<1.00	NA	NA	NA	NA	<1.00
	1/9/2008	<1.00	<1.00	<1.00	NA	<1.00	<1.00	<1.00	<1.00	<1.00	<1.00	<1.00	<1.00	<1.00	<1.00	NA	NA	NA	NA	<1.00
	11/4/2009	<1.00	<1.00	<1.00	NA	<1.00	<1.00	<1.00	<1.00	<1.00	<1.00	<1.00	<1.00	<1.00	<1.00	NA	NA	NA	NA	<1.00
	4/29/2010	<1.00	<1.00	<1.00	NA	<1.00	<1.00	<1.00	<1.00	<1.00	<1.00	<1.00	<1.00	<1.00	<1.00	NA	NA	NA	NA	<1.00
	5/24/2011	<1.0	<1.0	<1.0	NA	<1.0	<1.0	<1.0	<1.0	<1.0	<1.0	<1.0	<1.0	<1.0	<1.0	<1.0	<1.0	<1.0	<10	<2.0
	11/9/2011	<1.00	<1.00	<1.00	NA	<1.00	<1.00	<1.00	<1.00	<1.00	<1.00	<1.00	<1.00	<1.00	<1.00	NA	NA	NA	NA	<1.00
MW-12D	11/5/2009	<1.00	<1.00	<1.00	NA	<1.00	<1.00	**87.7**	<1.00	<1.00	<1.00	1.11	<1.00	<1.00	<1.00	NA	NA	NA	NA	<1.00
	4/30/2010	<1.00	<1.00	<1.00	NA	<1.00	<1.00	**451**	<1.00	<1.00	1.13	3.67	<1.00	<1.00	<1.00	NA	NA	NA	NA	<1.00
	10/25/2010	<1.00	<1.00	<1.00	NA	<1.00	<1.00	**72.3**	<1.00	<1.00	<1.00	1.07	<1.00	<1.00	<1.00	NA	NA	NA	NA	<1.00
	5/23/2011	<1.0	<1.0	<1.0	NA	<1.0	<1.0	**12.0**	<1.0	<1.0	<1.0	<1.0	<1.0	<1.0	<1.0	<1.0	<1.0	<1.0	<10	<2.0
	11/8/2011	<1.00	<1.00	<1.00	NA	<1.00	<1.00	**20.8**	<1.00	<1.00	<1.00	<1.00	<1.00	<1.00	<1.00	NA	NA	NA	NA	<1.00
MW-13D	11/5/2009	<1.00	<1.00	<1.00	NA	<1.00	<1.00	**96.4**	<1.00	<1.00	<1.00	1.92	<1.00	<1.00	<1.00	NA	NA	NA	NA	<1.00
	4/30/2010	<1.00	<1.00	<1.00	NA	<1.00	<1.00	**292**	<1.00	<1.00	3.34	4.60	<1.00	<1.00	<1.00	NA	NA	NA	NA	<1.00
	10/25/2010	<1.00	<1.00	<1.00	NA	<1.00	<1.00	**120**	<1.00	<1.00	1.21	3.45	<1.00	<1.00	<1.00	NA	NA	NA	NA	<1.00
	5/23/2011	<1.0	<1.0	<1.0	NA	<1.0	<1.0	**56**	<1.0	<1.0	<1.0	1.60	<1.0	<1.0	<1.0	<1.0	<1.0	<1.0	<10	<2.0
	11/8/2011	<1.00	<1.00	<1.00	NA	<1.00	<1.00	**74.9**	<1.00	<1.00	<1.00	1.40	<1.00	<1.00	<1.00	NA	NA	NA	NA	<1.00
MW-14	11/5/2009	<1.00	<1.00	<1.00	NA	<1.00	<1.00	<1.00	<1.00	<1.00	<1.00	<1.00	<1.00	<1.00	<1.00	NA	NA	NA	NA	<1.00
	4/30/2010	<1.00	<1.00	<1.00	NA	<1.00	<1.00	<1.00	<1.00	<1.00	<1.00	<1.00	<1.00	<1.00	<1.00	NA	NA	NA	NA	<1.00
	10/25/2010	<1.00	<1.00	<1.00	NA	<1.00	<1.00	<1.00	<1.00	<1.00	<1.00	<1.00	<1.00	<1.00	<1.00	NA	NA	NA	NA	<1.00
	5/23/2011	<1.0	<1.0	<1.0	NA	<1.0	<1.0	<1.0	<1.0	<1.0	<1.0	<1.0	<1.0	<1.0	<1.0	<1.0	<1.0	<1.0	<10	<2.0
	11/8/2011	<1.00	<1.00	<1.00	NA	<1.00	<1.00	<1.00	<1.00	<1.00	<1.00	<1.00	<1.00	<1.00	<1.00	NA	NA	NA	NA	<1.00
MW-14D	11/5/2009	<1.00	<1.00	<1.00	NA	<1.00	<1.00	**18.7**	<1.00	<1.00	<1.00	<1.00	<1.00	<1.00	<1.00	NA	NA	NA	NA	<1.00
	4/30/2010	<1.00	<1.00	<1.00	NA	<1.00	<1.00	**74.8**	<1.00	<1.00	<1.00	<1.00	<1.00	<1.00	<1.00	NA	NA	NA	NA	<1.00
	10/25/2010	<1.00	<1.00	<1.00	NA	<1.00	<1.00	**85.3**	<1.00	<1.00	<1.00	1.12	<1.00	<1.00	<1.00	NA	NA	NA	NA	<1.00
	5/23/2011	<1.0	<1.0	<1.0	NA	<1.0	<1.0	**92.0**	<1.0	<1.0	<1.0	1.4	<1.0	<1.0	<1.0	<1.0	<1.0	<1.0	<10	<2.0
	11/8/2011	<1.00	<1.00	<1.00	NA	<1.00	<1.00	**77.3**	<1.00	<1.00	<1.00	1.11	<1.00	<1.00	<1.00	NA	NA	NA	NA	<1.00
MW-15	5/25/2011	<1.0	<1.0	<1.0	NA	<1.0	<1.0	<1.0	<1.0	<1.0	<1.0	<1.0	<1.0	<1.0	<1.0	<1.0	<1.0	<1.0	<10	<2.0
	6/28/2011	<1.00	<1.00	<1.00	NA	<1.00	<1.00	<1.00	<1.00	<1.00	<1.00	<1.00	<1.00	<1.00	<1.00	<1.00	<1.00	<1.00	<3.00	<2.00
	11/8/2011	<1.00	<1.00	<1.00	NA	<1.00	<1.00	<1.00	<1.00	<1.00	<1.00	<1.00	<1.00	<1.00	<1.00	NA	NA	NA	NA	<1.00
MW-15D	5/25/2011	<1.0	<1.0	<1.0	NA	<1.0	<1.0	<1.0	<1.0	<1.0	<1.0	<1.0	<1.0	<1.0	<1.0	<1.0	<1.0	<1.0	<10	<2.0
	6/28/2011	<1.00	<1.00	<1.00	NA	<1.00	<1.00	<1.00	<1.00	<1.00	<1.00	<1.00	<1.00	<1.00	<1.00	<1.00	<1.00	<1.00	<3.00	<2.00
	11/8/2011	<1.00	<1.00	<1.00	NA	<1.00	<1.00	<1.00	<1.00	<1.00	<1.00	<1.00	<1.00	<1.00	<1.00	NA	NA	NA	NA	<1.00
MCL		NS	NS	100	NS	70	100	5	5	NS	200	7	NS	NS	NS	NS	NS	1,000	10,000	2

Table 5 (Page 4 of 4)
Summary of Groundwater and Surface Water Analytical Detections
Delavan Spray Technologies
Bamberg, South Carolina
H&H Job No. GDR-006

Well No.	Sample Date	Bromoform (µg/l)	Chloromethane (µg/l)	Chlorobenzene (µg/l)	2-Chloroethyl vinyl ether (µg/l)	cis-1,2-DCE (µg/l)	trans-1,2-DCE (µg/l)	PCE (µg/l)	TCE (µg/l)	1,1,2,2-PCE (µg/l)	1,1,1-TCA (µg/l)	1,1-DCE (µg/l)	1,1-DCA (µg/l)	1,3-Dichlorobenzene (µg/l)	trans-1,3-Dichloropropene (µg/l)	MTBE (µg/l)	1,2,4-Trimethylbenzene (µg/l)	Toluene (µg/l)	Xylenes (µg/l)	Vinyl Chloride (µg/l)
Groundwater Samples																				
MW-16	5/25/2011	<1.0	<1.0	<1.0	NA	<1.0	<1.0	<1.0	<1.0	<1.0	<1.0	<1.0	<1.0	<1.0	<1.0	<1.0	<1.0	<1.0	<10	<2.0
	6/28/2011	<1.00	<1.00	<1.00	NA	<1.00	<1.00	<1.00	<1.00	<1.00	<1.00	<1.00	<1.00	<1.00	<1.00	<1.00	<1.00	<1.00	<3.00	<2.00
	11/8/2011	<1.00	<1.00	<1.00	NA	<1.00	<1.00	<1.00	<1.00	<1.00	<1.00	<1.00	<1.00	<1.00	<1.00	NA	NA	NA	NA	<1.00
MW-16D	5/25/2011	<1.0	<1.0	<1.0	NA	<1.0	<1.0	<1.0	<1.0	<1.0	<1.0	<1.0	<1.0	<1.0	<1.0	<1.0	<1.0	<1.0	<10	<2.0
	6/28/2011	<1.00	<1.00	<1.00	NA	<1.00	<1.00	<1.00	<1.00	<1.00	<1.00	<1.00	<1.00	<1.00	<1.00	<1.00	<1.00	<1.00	<3.00	<2.00
	11/8/2011	<1.00	<1.00	<1.00	NA	<1.00	<1.00	<1.00	<1.00	<1.00	<1.00	<1.00	<1.00	<1.00	<1.00	NA	NA	MA	NA	<1.00
MCL		NS	NS	100	NS	70	100	5	5	NS	200	7	NS	NS	NS	NS	NS	1,000	10,000	2
Surface Water Sample																				
SW-1	6/5/2003	<1.0	<1.0	<1.0	<50	1.0	<1.0	<1.0	<1.0	NS	<1.0	<1.0	<1.0	<1.0	NS	<1.0	<1.0	<5.0	<3.0	<1.0
	1/9/2008	<1.00	<1.00	<1.00	NA	<1.00	<1.00	<1.00	<1.00	<1.00	<1.00	<1.00	<1.00	<1.00	<1.00	NA	NA	NA	NA	<1.00
	11/4/2009	<1.00	<1.00	<1.00	NA	<1.00	<1.00	<1.00	<1.00	<1.00	<1.00	<1.00	<1.00	<1.00	<1.00	NA	NA	NA	NA	<1.00
	4/29/2010	<1.00	<1.00	<1.00	NA	<1.00	<1.00	<1.00	<1.00	<1.00	<1.00	<1.00	<1.00	<1.00	<1.00	NA	NA	NA	NA	<1.00

Notes:
MWT-1, MWT-2, MWT-3 initially constructed as temporary wells and then converted to permanent wells MW-9, MW-10, and MW-11, respectively
Samples analyzed using EPA Method 8260; except samples collected in and after March 2005 which were analyzed using EPA Method 601
Only analytes detected in at least one sample indicated; Bold indicates concentration exceeds MCL
NS = Not Specified; NA = Not Analyzed; MCL = DHEC Maximum Contaminant Level
October 2006 samples collected in October because September 2006 samples lost by Fed Ex
Chloroform (1.10 µg/l) was detected in MW-3D1 in November 2009
* = Insufficient water column for ground water sample collection
** = Sample contained too much sediment to run without a 10 times dilution factor

Table 6 (Page 1 of 3)
Summary of Groundwater Geochemical Parameters
Delavan Spray Technologies
Bamberg, South Carolina
H&H Job No. GDR-006

Well No.	Sample Date	Dissolved Oxygen (mg/l)	TOC (mg/l)	Methane (mg/l)	Chloride (mg/l)	Nitrate (mg/l)	Sulfate (mg/l)	ORP (mV)	pH	Temp. (°C)	Ferrous Iron (mg/l)
Groundwater Samples											
MW-1	12/30/2003	2.35	<1.00	0.052	6.60	1.4	7.0	123	4.87	20.7	NA
	3/14/2005	3.62	<1.00	<0.026	8.41	1.28	<1.00	322	4.98	17.9	<0.2
	6/1/2005	3.15	1.48	<0.026	6.14	1.34	<1.00	234	4.94	19.3	<0.2
	9/20/2005	3.44	<1.00	<0.026	6.55	1.32	<1.00	347	4.77	25.4	<0.2
	12/12/2005	3.02	1.60	<0.026	5.73	1.65	<1.00	372	4.91	22.2	<0.2
	3/28/2006	2.96	<1.00	<0.026	6.15	1.32	<1.00	309	4.80	18.1	<0.2
	6/26/2006	3.71	1.1	<0.01	4.5	1.3	<5	314	4.93	20.6	<0.2
	10/6/2006	2.63	NA	NA	NA	NA	NA	323	4.84	23.9	NA
	1/12/2007	0.90	<1.00	<0.026	6.69	1.37	<1.00	288	4.96	21.0	<0.2
	1/9/2008	3.45	<1.00	NA	NA	NA	NA	70	4.39	21.7	NA
	11/5/2009	3.62	NA	NA	NA	NA	NA	218	4.73	22.9	NA
	4/30/2010	5.82	NA	NA	NA	NA	NA	299	4.53	18.0	NA
	10/25/2010	2.88	NA	NA	NA	NA	NA	318	4.62	22.9	NA
	5/24/2011	5.89	NA	NA	NA	NA	NA	319	4.72	19.9	NA
	11/9/2011	2.79	NA	NA	NA	NA	NA	210	5.80	23.0	NA
MW-2	12/30/2003	1.71	NA	NA	NA	NA	NA	103	4.79	20.6	NA
	3/14/2005	2.64	NA	NA	NA	NA	NA	310	4.68	17.5	<0.2
	3/28/2006	3.80	NA	NA	NA	NA	NA	299	4.82	18.4	<0.2
	1/9/2008	3.35	NA	NA	NA	NA	NA	78	5.08	21.7	NA
	11/5/2009	1.81	NA	NA	NA	NA	NA	2	4.89	23.1	NA
	4/30/2010	4.88	NA	NA	NA	NA	NA	281	4.69	18.7	NA
	10/25/2010	2.30	NA	NA	NA	NA	NA	326	4.93	23.3	NA
	5/24/2011	6.75	NA	NA	NA	NA	NA	310	4.77	20.9	NA
	11/8/2011	3.48	NA	NA	NA	NA	NA	211	4.56	22.4	NA
MW-3	12/30/2003	2.37	NA	NA	NA	NA	NA	100	5.05	21.4	NA
	3/14/2005	2.47	NA	NA	NA	NA	NA	340	4.93	17.6	<0.2
	3/28/2006	3.90	NA	NA	NA	NA	NA	260	5.16	18.6	<0.2
	1/9/2008	6.28	NA	NA	NA	NA	NA	30	4.74	21.7	NA
	11/5/2009	3.80	NA	NA	NA	NA	NA	36	5.60	22.1	NA
	4/30/2010	5.24	NA	NA	NA	NA	NA	225	5.90	18.0	NA
	10/25/2010	4.34	NA	NA	NA	NA	NA	351	4.75	23.4	NA
	5/24/2011	6.32	NA	NA	NA	NA	NA	265	4.92	19.9	NA
	11/9/2011	4.08	NA	NA	NA	NA	NA	289	4.76	22.2	NA
MW-3D	1/9/2008	1.15	NA	NA	NA	NA	NA	112	5.70	20.6	NA
	11/5/2009	3.29	NA	NA	NA	NA	NA	148	8.19	20.1	NA
	4/30/2010	7.52	NA	NA	NA	NA	NA	180	8.13	19.3	NA
	10/26/2010	4.52	NA	NA	NA	NA	NA	257	7.55	20.1	NA
	5/24/2011	8.05	NA	NA	NA	NA	NA	102	7.91	20.9	NA
	11/9/2011	2.62	NA	NA	NA	NA	NA	64	7.71	19.9	NA
MW-3D1	11/5/2009	5.79	NA	NA	NA	NA	NA	134	10.80	20.6	NA
	4/30/2010	3.43	NA	NA	NA	NA	NA	172	8.33	19.7	NA
	10/25/2010	4.75	NA	NA	NA	NA	NA	NA	NA	NA	NA
	5/24/2011	4.56	NA	NA	NA	NA	NA	49	7.81	20.5	NA
	11/9/2011	4.68	NA	NA	NA	NA	NA	137	6.97	19.6	NA
MW-4	12/30/2003	1.38	NA	NA	NA	NA	NA	5	5.26	18.3	NA
	3/14/2005	1.28	NA	NA	NA	NA	NA	25	4.76	15.6	3.6
	3/28/2006	1.42	NA	NA	NA	NA	NA	-28	5.28	15.5	6.6
	1/9/2008	1.12	NA	NA	NA	NA	NA	35	5.79	18.7	NA
	11/5/2009	*	*	*	*	*	*	*	*	*	*
	4/29/2010	1.45	NA	NA	NA	NA	NA	14	5.34	15.1	NA
	10/25/2010	1.78	NA	NA	NA	NA	NA	93	5.42	21.4	NA
	5/24/2011	0.92	NA	NA	NA	NA	NA	35	5.32	17.5	NA
MW-5	12/31/2003	4.57	NA	NA	NA	NA	NA	95	5.03	19.4	NA
	3/14/2005	4.01	NA	NA	NA	NA	NA	235	4.99	16.4	<0.2
	3/28/2006	5.43	NA	NA	NA	NA	NA	285	5.20	16.7	<0.2
	1/9/2008	9.27	NA	NA	NA	NA	NA	-2	6.55	19.6	NA
	11/5/2009	5.35	NA	NA	NA	NA	NA	208	4.85	22.0	NA
	4/30/2010	7.60	NA	NA	NA	NA	NA	294	4.65	17.1	NA
	10/26/2010	3.59	NA	NA	NA	NA	NA	280	5.86	22.8	NA
	5/24/2011	6.54	NA	NA	NA	NA	NA	230	4.97	19.5	NA
	11/9/2011	NM	NA	NA	NA	NA	NA	162	5.15	21.8	NA

Table 6 (Page 2 of 3)
Summary of Groundwater Geochemical Parameters
Delavan Spray Technologies
Bamberg, South Carolina
H&H Job No. GDR-006

Well No.	Sample Date	Dissolved Oxygen (mg/l)	TOC (mg/l)	Methane (mg/l)	Chloride (mg/l)	Nitrate (mg/l)	Sulfate (mg/l)	ORP (mV)	pH	Temp. (°C)	Ferrous Iron (mg/l)
Groundwater Samples											
MW-6	12/31/2003	3.77	NA	NA	NA	NA	NA	86	4.84	18.2	NA
	3/14/2005	1.86	NA	NA	NA	NA	NA	356	4.86	15.7	<0.2
	3/28/2006	4.67	NA	NA	NA	NA	NA	278	5.13	15.3	<0.2
	1/9/2008	8.50	NA	NA	NA	NA	NA	-30	6.06	18.2	NA
	11/5/2009	3.82	NA	NA	NA	NA	NA	209	4.63	21.0	NA
	4/30/2010	5.34	NA	NA	NA	NA	NA	301	4.63	16.6	NA
	10/25/2010	5.40	NA	NA	NA	NA	NA	NA	NA	NA	NA
	5/24/2011	4.61	NA	NA	NA	NA	NA	270	4.75	18.8	NA
	11/9/2011	1.61	NA	NA	NA	NA	NA	130	5.15	21.1	NA
MW-7	12/31/2003	4.01	NA	NA	NA	NA	NA	13	4.89	20.2	NA
	3/14/2005	4.80	NA	NA	NA	NA	NA	425	5.01	17.3	<0.2
	3/28/2006	5.08	NA	NA	NA	NA	NA	196	5.10	18.6	<0.2
	1/9/2008	8.32	NA	NA	NA	NA	NA	-10	4.95	21.7	NA
	11/5/2009	6.82	NA	NA	NA	NA	NA	115	6.94	22.8	NA
	4/30/2010	7.89	NA	NA	NA	NA	NA	245	5.10	17.9	NA
	10/25/2010	7.15	NA	NA	NA	NA	NA	NA	NA	NA	NA
	5/24/2011	9.28	NA	NA	NA	NA	NA	181	4.90	19.7	NA
	11/8/2011	7.14	NA	NA	NA	NA	NA	254	5.57	23.0	NA
MW-8	12/31/2003	4.15	NA	NA	NA	NA	NA	6	4.06	20.2	NA
	3/14/2005	1.80	NA	NA	NA	NA	NA	317	4.69	18.0	<0.2
	3/28/2006	2.65	NA	NA	NA	NA	NA	326	4.82	19.1	<0.2
	1/9/2008	6.12	NA	NA	NA	NA	NA	14.1	5.01	23.1	NA
	11/5/2009	4.42	NA	NA	NA	NA	NA	242.6	4.53	24.4	NA
	4/30/2010	5.65	NA	NA	NA	NA	NA	313	4.42	19.2	NA
	10/25/2010	4.32	NA	NA	NA	NA	NA	358	4.55	25.6	NA
	5/24/2011	6.46	NA	NA	NA	NA	NA	308	4.58	21.4	NA
	11/9/2011	2.05	NA	NA	NA	NA	NA	260	4.56	25.0	NA
MWT-1/MW-9	12/31/2003	1.33	NA	NA	NA	NA	NA	-114	5.56	17.5	NA
	3/14/2005	2.02	<1.00	<0.026	4.20	0.410	3.03	310	4.87	15.3	<0.2
	6/1/2005	0.78	1.92	<0.026	3.08	0.210	2.84	202	4.98	17.5	<0.2
	9/20/2005	0.13	1.33	<0.026	3.23	0.286	1.24	323	4.72	22.5	<0.2
	12/12/2005	0.78	1.73	<0.026	2.42	0.290	3.43	275	5.05	18.8	<0.2
	3/28/2006	0.91	3.11	<0.026	2.61	0.182	3.16	295	4.90	15.7	<0.2
	6/26/2006	1.54	3.9	<0.01	1.9	0.15	9	217	5.01	19.4	1.6
	10/6/2006	2.76	NA	NA	NA	NA	NA	142	5.43	21.9	NA
	1/12/2007	0.90	<1.00	0.033	3.31	0.266	1.78	233	5.01	17.3	<0.2
	1/9/2008	1.45	<1.00	NA	NA	NA	NA	-13.8	5.62	18.7	NA
	11/4/2009	4.67	NA	NA	NA	NA	NA	126.7	6.05	19.9	NA
	4/29/2010	3.20	NA	NA	NA	NA	NA	220	4.75	15.2	NA
	10/25/2010	5.47	NA	NA	NA	NA	NA	284	4.66	20.8	NA
	5/24/2011	2.80	NA	NA	NA	NA	NA	156	5.18	17.7	NA
	11/8/2011	2.05	NA	NA	NA	NA	NA	273	4.60	19.0	NA
MW-9D	1/9/2008	2.45	NA	NA	NA	NA	NA	78	7.18	19.2	NA
	11/4/2009	2.60	NA	NA	NA	NA	NA	160	7.72	18.6	NA
	4/29/2010	4.97	NA	NA	NA	NA	NA	-14	7.52	19.3	NA
	10/25/2010	5.85	NA	NA	NA	NA	NA	NA	NA	NA	NA
	5/24/2011	0.77	NA	NA	NA	NA	NA	43	7.66	19.2	NA
	11/9/2011	1.75	NA	NA	NA	NA	NA	46	7.20	18.2	NA
MWT-2/MW-10	12/31/2003	4.79	NA	NA	NA	NA	NA	-16	5.93	16.5	NA
	3/14/2005	5.30	<1.00	<0.026	4.54	0.200	<1.00	323	4.95	15.1	<0.2
	6/1/2005	4.71	1.46	<0.026	4.51	0.270	<1.00	310	5.44	18.3	0.2
	9/20/2005	3.59	<1.00	<0.026	4.86	0.592 (1)	<1.00	327	5.13	23.2	<0.2
	12/12/2005	5.27	<1.0	<0.026	<1.00	0.320	4.28	239	5.53	19.0	<0.2
	3/28/2006	4.88	<1.0	<0.026	3.93	0.201	1.01	293	5.23	15.8	<0.2
	6/26/2006	5.35	<1	<0.01	2.6	0.2	<5	260	5.29	20.6	<0.2
	10/6/2006	4.60	NA	NA	NA	NA	NA	282	5.19	22.6	NA
	1/12/2007	2.90	<1.00	<0.026	3.68	0.218	<1.00	219	5.66	16.2	<0.2
	1/9/2008	1.25	<1.00	NA	NA	NA	NA	-25	8.15	18.4	NA
	11/4/2009	0.62	NA	NA	NA	NA	NA	206	5.24	20.3	NA
	4/29/2010	2.73	NA	NA	NA	NA	NA	98	4.70	16.0	NA
	10/25/2010	2.40	NA	NA	NA	NA	NA	121	5.73	21.0	NA
	5/24/2011	0.75	NA	NA	NA	NA	NA	130	4.95	17.5	NA
	11/9/2011	0.70	NA	NA	NA	NA	NA	73	5.53	19.3	NA

Table 6 (Page 3 of 3)
Summary of Groundwater Geochemical Parameters
Delavan Spray Technologies
Bamberg, South Carolina
H&H Job No. GDR-006

Well No.	Sample Date	Dissolved Oxygen (mg/l)	TOC (mg/l)	Methane (mg/l)	Chloride (mg/l)	Nitrate (mg/l)	Sulfate (mg/l)	ORP (mV)	pH	Temp. (°C)	Ferrous Iron (mg/l)
Groundwater Samples											
MW-10D	1/9/2008	6.35	NA	NA	NA	NA	NA	35	8.69	18.9	NA
	11/4/2009	5.12	NA	NA	NA	NA	NA	276	7.66	18.1	NA
	4/29/2010	5.72	NA	NA	NA	NA	NA	171	7.74	19.5	NA
	10/25/2010	6.73	NA	NA	NA	NA	NA	NA	NA	NA	NA
	5/24/2011	5.68	NA	NA	NA	NA	NA	199	7.48	18.3	NA
	11/9/2011	5.97	NA	NA	NA	NA	NA	91	7.68	17.5	NA
MWT-3/MW-11	12/31/2003	4.58	NA	NA	NA	NA	NA	-144	5.16	17.1	NA
	3/14/2005	0.96	NA	NA	NA	NA	NA	193	5.12	15.6	0.6
	3/28/2006	1.56	NA	NA	NA	NA	NA	76	5.17	15.5	0.6
	1/9/2008	1.05	NA	NA	NA	NA	NA	71	5.81	18.5	NA
	11/4/2009	1.22	NA	NA	NA	NA	NA	250	4.73	19.4	NA
	4/29/2010	1.63	NA	NA	NA	NA	NA	285	4.61	15.5	NA
	10/25/2010	3.27	NA	NA	NA	NA	NA	NA	NA	NA	NA
	5/24/2011	0.92	NA	NA	NA	NA	NA	131	4.85	16.5	NA
	11/9/2011	1.93	NA	NA	NA	NA	NA	116	5.20	18.8	NA
MW-12D	11/5/2009	5.48	NA	NA	NA	NA	NA	-32	11.82	18.0	NA
	4/30/2010	2.61	NA	NA	NA	NA	NA	158	10.60	17.8	NA
	10/25/2010	6.02	NA	NA	NA	NA	NA	153	9.43	18.3	NA
	5/23/2011	7.17	NA	NA	NA	NA	NA	218	9.51	19.2	NA
	11/8/2011	6.72	NA	NA	NA	NA	NA	85	9.20	18.2	NA
MW-13D	11/5/2009	5.79	NA	NA	NA	NA	NA	68	8.11	18.4	NA
	4/30/2010	5.89	NA	NA	NA	NA	NA	168	9.30	18.1	NA
	10/25/2010	7.15	NA	NA	NA	NA	NA	225	7.82	18.9	NA
	5/23/2011	5.75	NA	NA	NA	NA	NA	241	8.16	19.5	NA
	11/8/2011	4.42	NA	NA	NA	NA	NA	119	8.17	18.8	NA
MW-14	11/5/2009	2.52	NA	NA	NA	NA	NA	100	6.33	21.8	NA
	4/30/2010	4.65	NA	NA	NA	NA	NA	240	5.09	18.0	NA
	10/25/2010	5.76	NA	NA	NA	NA	NA	306	4.79	22.2	NA
	5/23/2011	5.91	NA	NA	NA	NA	NA	240	5.45	19.4	NA
	11/8/2011	5.46	NA	NA	NA	NA	NA	261	4.73	22.3	NA
MW-14D	11/5/2009	5.80	NA	NA	NA	NA	NA	76	7.93	20.3	NA
	4/30/2010	4.62	NA	NA	NA	NA	NA	217	7.50	19.8	NA
	10/25/2010	8.86	NA	NA	NA	NA	NA	231	6.73	20.6	NA
	5/23/2011	3.58	NA	NA	NA	NA	NA	211	7.26	20.5	NA
	11/8/2011	3.58	NA	NA	NA	NA	NA	94	7.17	20.0	NA
MW-15	5/25/2011	5.10	NA	NA	NA	NA	NA	127	5.43	17.0	NA
	6/28/2011	0.85	NA	NA	NA	NA	NA	70	5.43	18.4	NA
	11/8/2011	1.60	NA	NA	NA	NA	NA	12	5.37	19.9	NA
MW-15D	5/25/2011	5.35	NA	NA	NA	NA	NA	163	8.87	18.6	NA
	6/28/2011	1.57	NA	NA	NA	NA	NA	37	7.24	18.1	NA
	11/8/2011	1.49	NA	NA	NA	NA	NA	133	7.10	18.2	NA
MW-16	5/25/2011	3.50	NA	NA	NA	NA	NA	149	6.91	17.4	NA
	6/28/2011	2.10	NA	NA	NA	NA	NA	211	5.56	19.1	NA
	11/8/2011	1.01	NA	NA	NA	NA	NA	67	6.34	20.4	NA
MW-16D	5/25/2011	0.91	NA	NA	NA	NA	NA	98	7.68	18.9	NA
	6/28/2011	6.34	NA	NA	NA	NA	NA	148	7.43	18.2	NA
	11/8/2011	4.61	NA	NA	NA	NA	NA	-5	7.29	18.3	NA

Notes:
MWT-1, MWT-2, MWT-3 initially constructed as temporary wells and then converted to permanent wells MW-9, MW-10, and MW-11, respectively
(1) Sample analysis performed past method-specified holding time
* = Insufficient water column for ground water sample collection
NA = Not Analyzed; NM = Not Measured (insufficient water column for in-situ measurement)

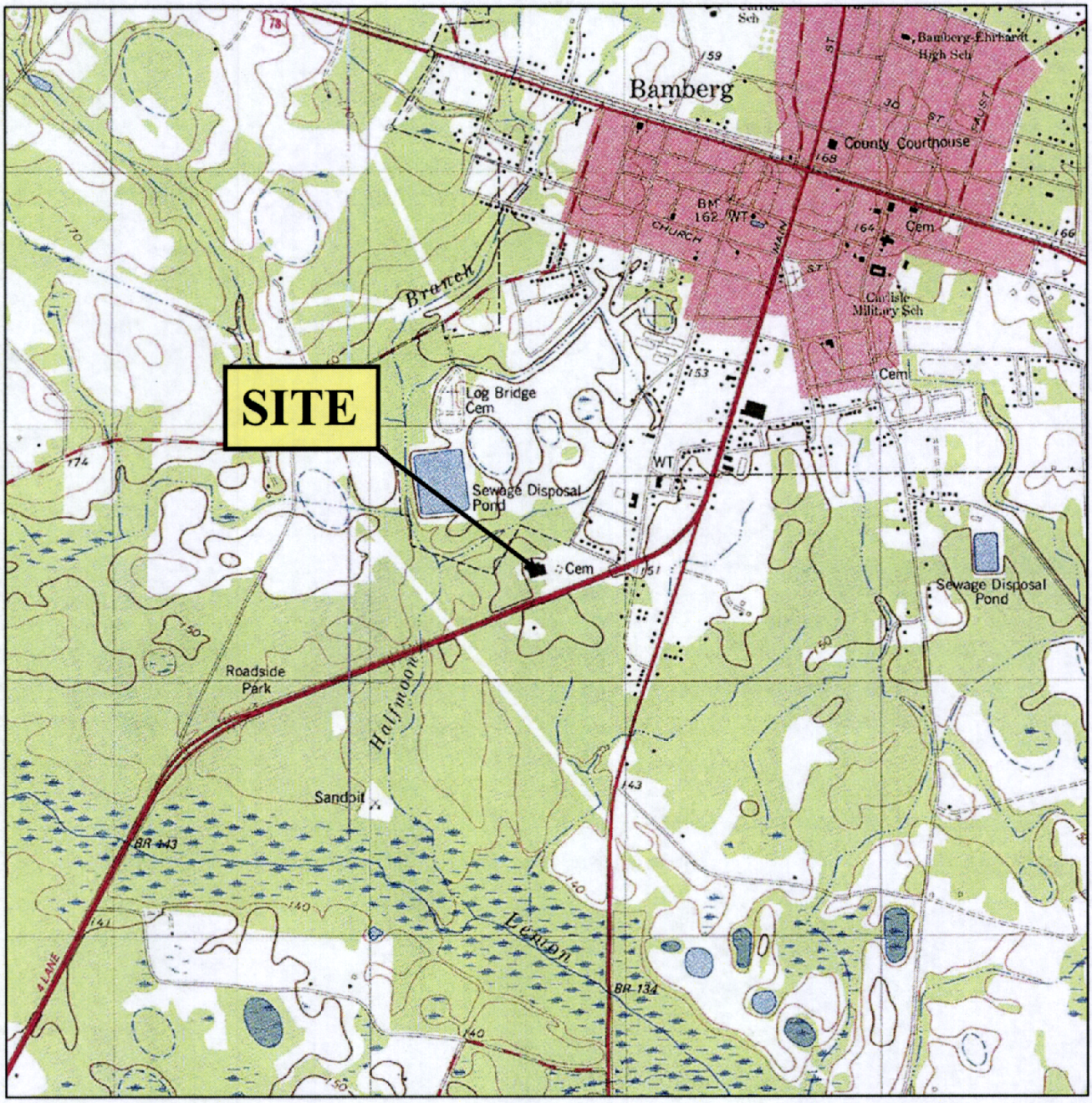

N

APPROXIMATE

0 2000 4000

SCALE IN FEET

U.S.G.S. QUADRANGLE MAP

BAMBERG, SC 1979 (PHOTO REVISED 1987)

QUADRANGLE
7.5 MINUTE SERIES (TOPOGRAPHIC)

TITLE	SITE LOCATION MAP
PROJECT	DELAVAN SPRAY TECHNOLOGIES BAMBERG, SOUTH CAROLINA

Hart & Hickman
A PROFESSIONAL CORPORATION
2923 South Tryon Street-Suite 100
Charlotte, North Carolina 28203
704-586-0007 (p) 704-586-0373 (f)

DATE:	2-17-12	REVISION NO:	0
JOB NO:	GDR-006	FIGURE NO:	1

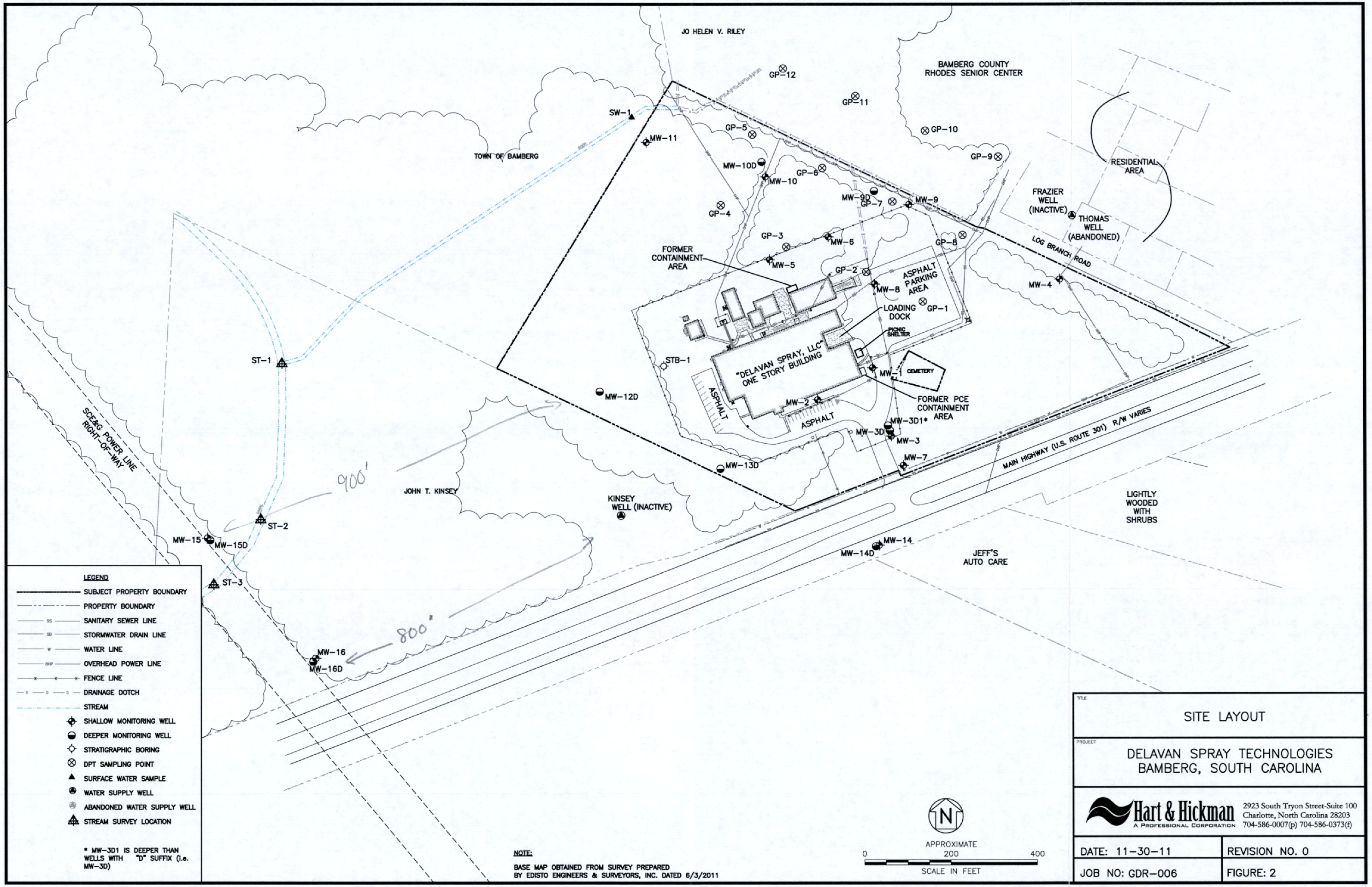

LEGEND

- SUBJECT PROPERTY BOUNDARY
- PROPERTY BOUNDARY
- SANITARY SEWER LINE
- STORMWATER DRAIN LINE
- WATER LINE
- OVERHEAD POWER LINE
- FENCE LINE
- DRAINAGE DOTCH
- STREAM
- SHALLOW MONITORING WELL
- DEEPER MONITORING WELL
- STRATIGRAPHIC BORING
- DPT SAMPLING POINT
- SURFACE WATER SAMPLE
- WATER SUPPLY WELL
- ABANDONED WATER SUPPLY WELL
- STREAM SURVEY LOCATION

* MW-3D1 IS DEEPER THAN WELLS WITH "D" SUFFIX (i.e. MW-3D)

NOTE:

BASE MAP OBTAINED FROM SURVEY PREPARED BY EDISTO ENGINEERS & SURVEYORS, INC. DATED 6/3/2011

N

APPROXIMATE
0 200 400
SCALE IN FEET

TITLE

SITE LAYOUT

PROJECT

DELAVAN SPRAY TECHNOLOGIES
BAMBERG, SOUTH CAROLINA

Hart & Hickman
A PROFESSIONAL CORPORATION
2923 South Tryon Street-Suite 100
Charlotte, North Carolina 28203
704-586-0007(p) 704-586-0373(f)

DATE: 11-30-11	REVISION NO. 0
JOB NO: GDR-006	FIGURE: 2



LEGEND

SUBJECT PROPERTY BOUNDARY

6.5" to kinsey
2000'

N

APPROXIMATE
300 600
SCALE IN FEET

TITLE

WATER SUPPLY WELL LOCATIONS

PROJECT

DELAVAN SPRAY TECHNOLOGIES
BAMBERG, SOUTH CAROLINA

Hart & Hickman
A PROFESSIONAL CORPORATION
2923 South Tryon Street-Suite 100
Charlotte, North Carolina 28203
704-586-0007(p) 704-586-0373(f)

DATE: 7-11-11	REVISION NO. 0
JOB NO: GDR-006	FIGURE: 3

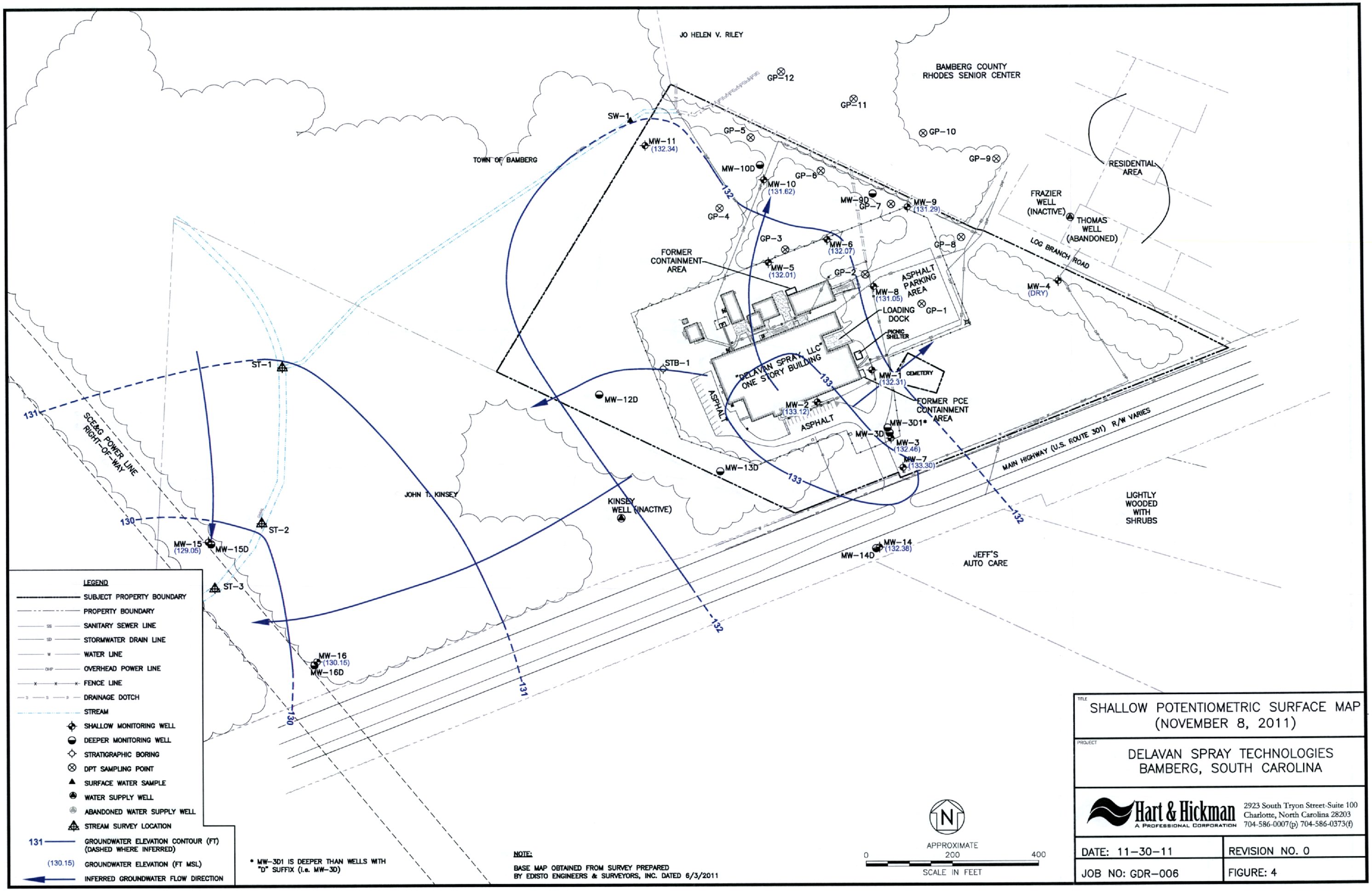

LEGEND

- SUBJECT PROPERTY BOUNDARY
- PROPERTY BOUNDARY
- SANITARY SEWER LINE
- STORMWATER DRAIN LINE
- WATER LINE
- OVERHEAD POWER LINE
- FENCE LINE
- DRAINAGE DOTCH
- STREAM
- SHALLOW MONITORING WELL
- DEEPER MONITORING WELL
- STRATIGRAPHIC BORING
- DPT SAMPLING POINT
- SURFACE WATER SAMPLE
- WATER SUPPLY WELL
- ABANDONED WATER SUPPLY WELL
- STREAM SURVEY LOCATION
- 131 GROUNDWATER ELEVATION CONTOUR (FT) (DASHED WHERE INFERRED)
- (130.15) GROUNDWATER ELEVATION (FT MSL)
- INFERRED GROUNDWATER FLOW DIRECTION

* MW-3D1 IS DEEPER THAN WELLS WITH "D" SUFFIX (i.e. MW-3D)

NOTE:

BASE MAP OBTAINED FROM SURVEY PREPARED BY EDISTO ENGINEERS & SURVEYORS, INC. DATED 6/3/2011

N

APPROXIMATE

0 200 400

SCALE IN FEET

TITLE

SHALLOW POTENTIOMETRIC SURFACE MAP (NOVEMBER 8, 2011)

PROJECT

DELAVAN SPRAY TECHNOLOGIES
BAMBERG, SOUTH CAROLINA

Hart & Hickman
A PROFESSIONAL CORPORATION
2923 South Tryon Street-Suite 100
Charlotte, North Carolina 28203
704-586-0007(p) 704-586-0373(f)

DATE: 11-30-11	REVISION NO. 0
JOB NO: GDR-006	FIGURE: 4

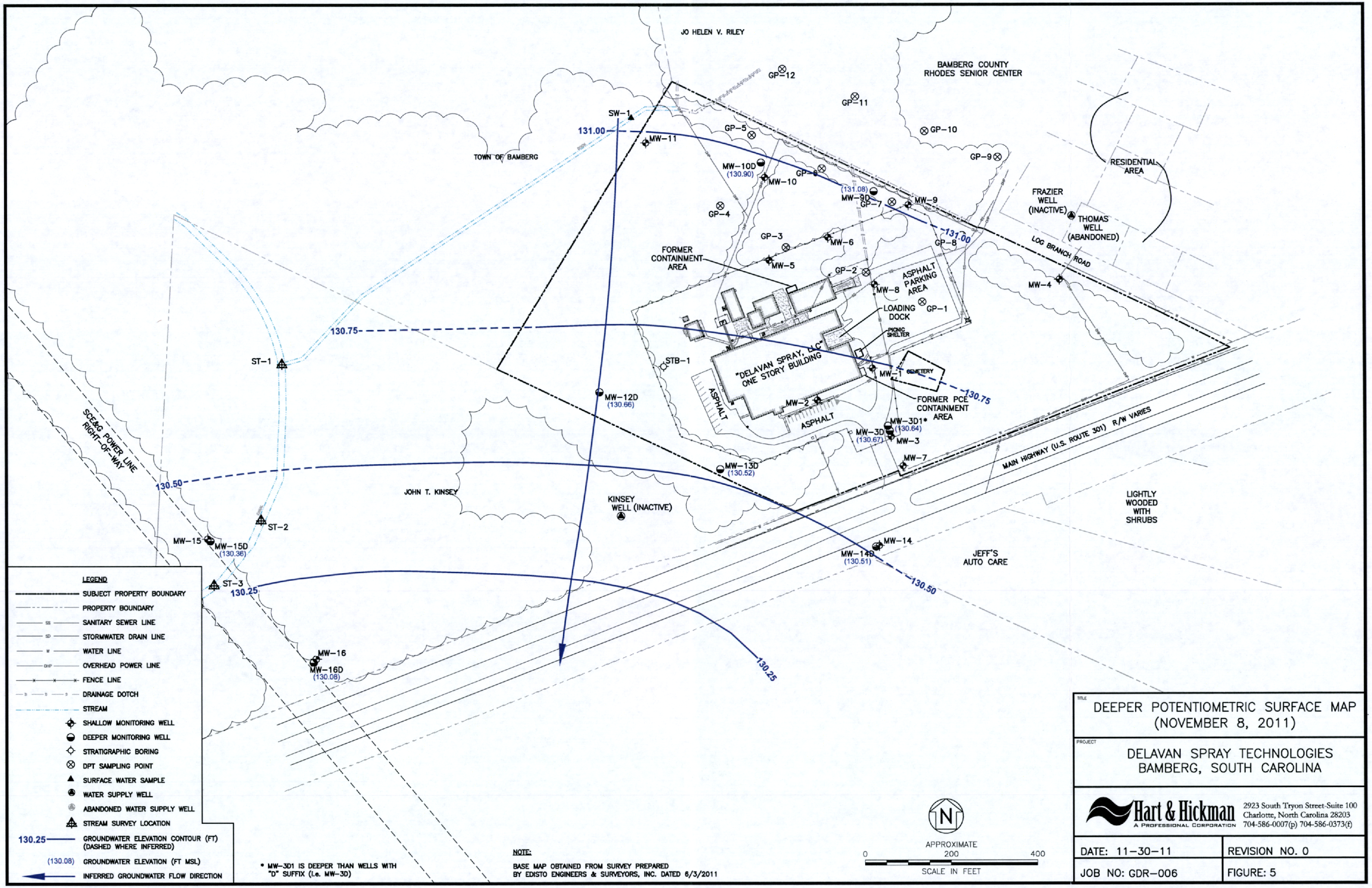

TITLE

DEEPER POTENTIOMETRIC SURFACE MAP (NOVEMBER 8, 2011)

PROJECT

DELAVAN SPRAY TECHNOLOGIES
BAMBERG, SOUTH CAROLINA

Hart & Hickman
A PROFESSIONAL CORPORATION
2923 South Tryon Street-Suite 100
Charlotte, North Carolina 28203
704-586-0007(p) 704-586-0373(f)

DATE: 11-30-11	REVISION NO. 0
JOB NO: GDR-006	FIGURE: 5

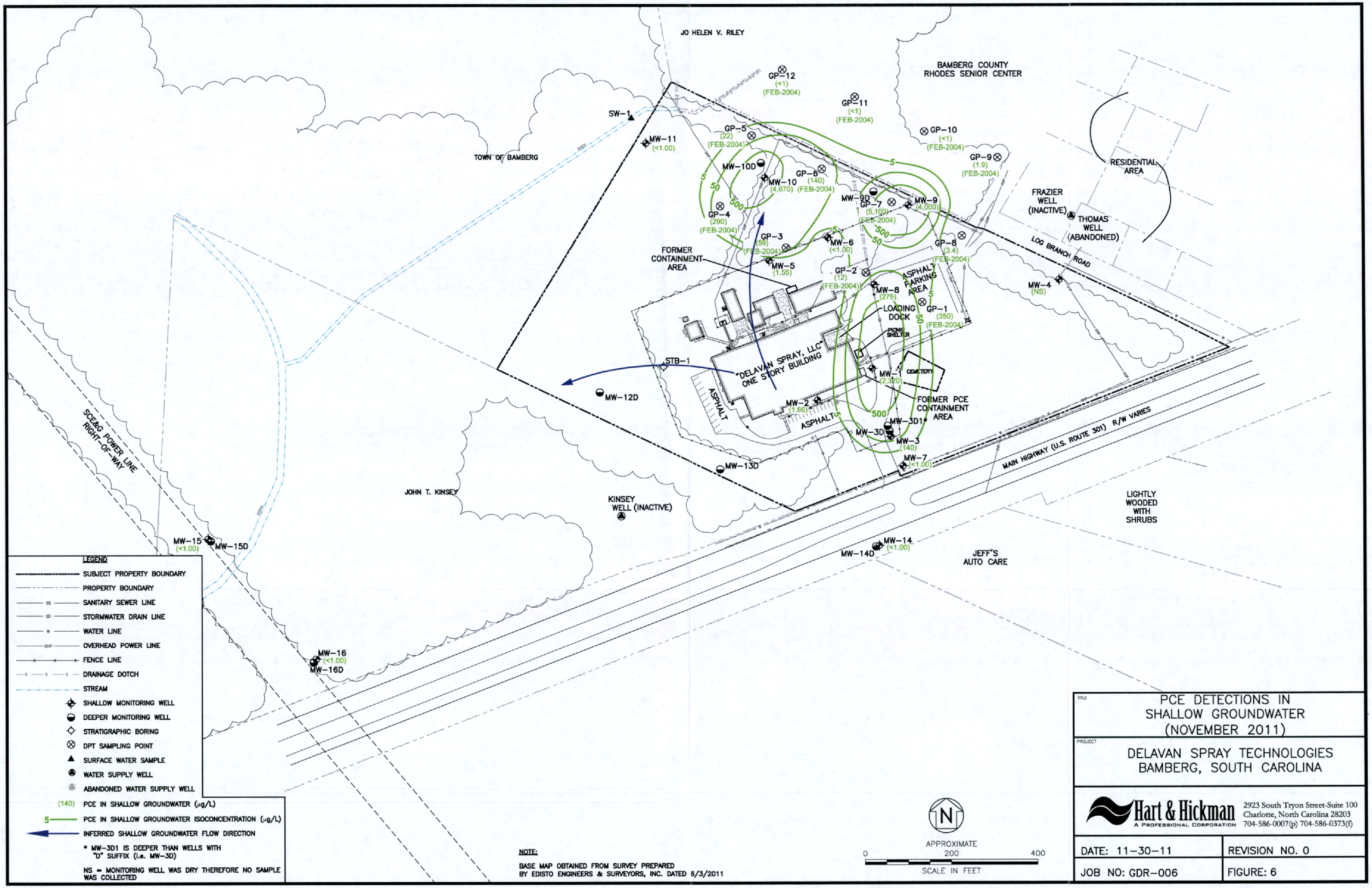

LEGEND

- SUBJECT PROPERTY BOUNDARY
- PROPERTY BOUNDARY
- SANITARY SEWER LINE
- STORMWATER DRAIN LINE
- WATER LINE
- OVERHEAD POWER LINE
- FENCE LINE
- DRAINAGE DOTCH
- STREAM
- SHALLOW MONITORING WELL
- DEEPER MONITORING WELL
- STRATIGRAPHIC BORING
- DPT SAMPLING POINT
- SURFACE WATER SAMPLE
- WATER SUPPLY WELL
- ABANDONED WATER SUPPLY WELL
- (140) PCE IN SHALLOW GROUNDWATER (µg/L)
- 5 PCE IN SHALLOW GROUNDWATER ISOCONCENTRATION (µg/L)
- INFERRED SHALLOW GROUNDWATER FLOW DIRECTION

* MW-3D1 IS DEEPER THAN WELLS WITH "D" SUFFIX (i.e. MW-3D)

NS = MONITORING WELL WAS DRY THEREFORE NO SAMPLE WAS COLLECTED

NOTE:

BASE MAP OBTAINED FROM SURVEY PREPARED BY EDISTO ENGINEERS & SURVEYORS, INC. DATED 6/3/2011

N

APPROXIMATE

0 200 400

SCALE IN FEET

TITLE: PCE DETECTIONS IN SHALLOW GROUNDWATER (NOVEMBER 2011)

PROJECT: DELAVAN SPRAY TECHNOLOGIES BAMBERG, SOUTH CAROLINA

Hart & Hickman
A PROFESSIONAL CORPORATION
2923 South Tryon Street-Suite 100
Charlotte, North Carolina 28203
704-586-0007(p) 704-586-0373(f)

DATE: 11-30-11	REVISION NO. 0
JOB NO: GDR-006	FIGURE: 6

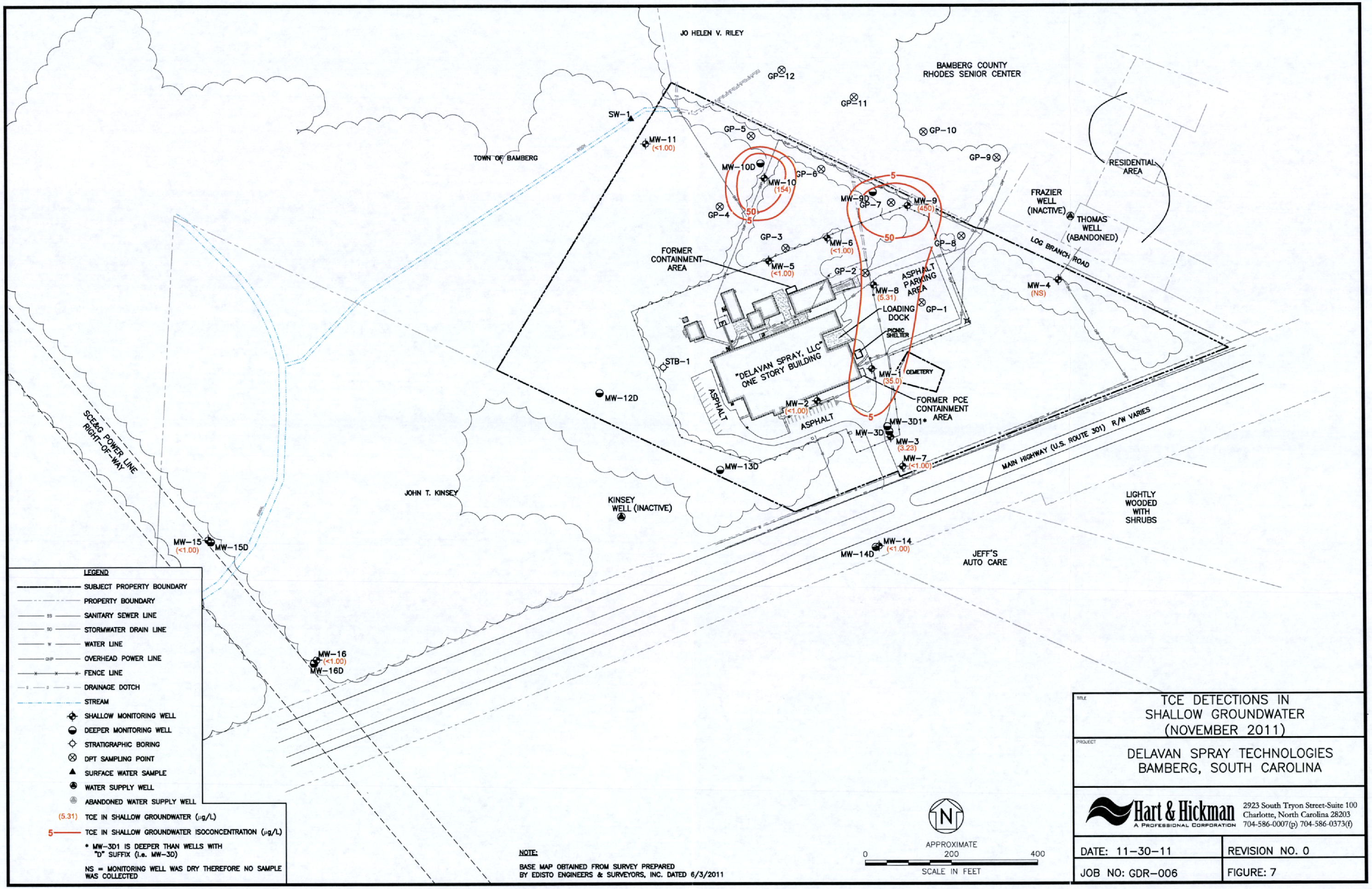

LEGEND

- SUBJECT PROPERTY BOUNDARY
- PROPERTY BOUNDARY
- SANITARY SEWER LINE
- STORMWATER DRAIN LINE
- WATER LINE
- OVERHEAD POWER LINE
- FENCE LINE
- DRAINAGE DOTCH
- STREAM
- SHALLOW MONITORING WELL
- DEEPER MONITORING WELL
- STRATIGRAPHIC BORING
- DPT SAMPLING POINT
- SURFACE WATER SAMPLE
- WATER SUPPLY WELL
- ABANDONED WATER SUPPLY WELL
- (5.31) TCE IN SHALLOW GROUNDWATER (µg/L)
- 5 TCE IN SHALLOW GROUNDWATER ISOCONCENTRATION (µg/L)
- * MW-3D1 IS DEEPER THAN WELLS WITH "D" SUFFIX (i.e. MW-3D)
- NS = MONITORING WELL WAS DRY THEREFORE NO SAMPLE WAS COLLECTED

NOTE:

BASE MAP OBTAINED FROM SURVEY PREPARED BY EDISTO ENGINEERS & SURVEYORS, INC. DATED 6/3/2011

N

APPROXIMATE

0 200 400

SCALE IN FEET

TITLE

TCE DETECTIONS IN SHALLOW GROUNDWATER (NOVEMBER 2011)

PROJECT

DELAVAN SPRAY TECHNOLOGIES
BAMBERG, SOUTH CAROLINA

Hart & Hickman
A Professional Corporation
2923 South Tryon Street-Suite 100
Charlotte, North Carolina 28203
704-586-0007(p) 704-586-0373(f)

DATE: 11-30-11	REVISION NO. 0
JOB NO: GDR-006	FIGURE: 7

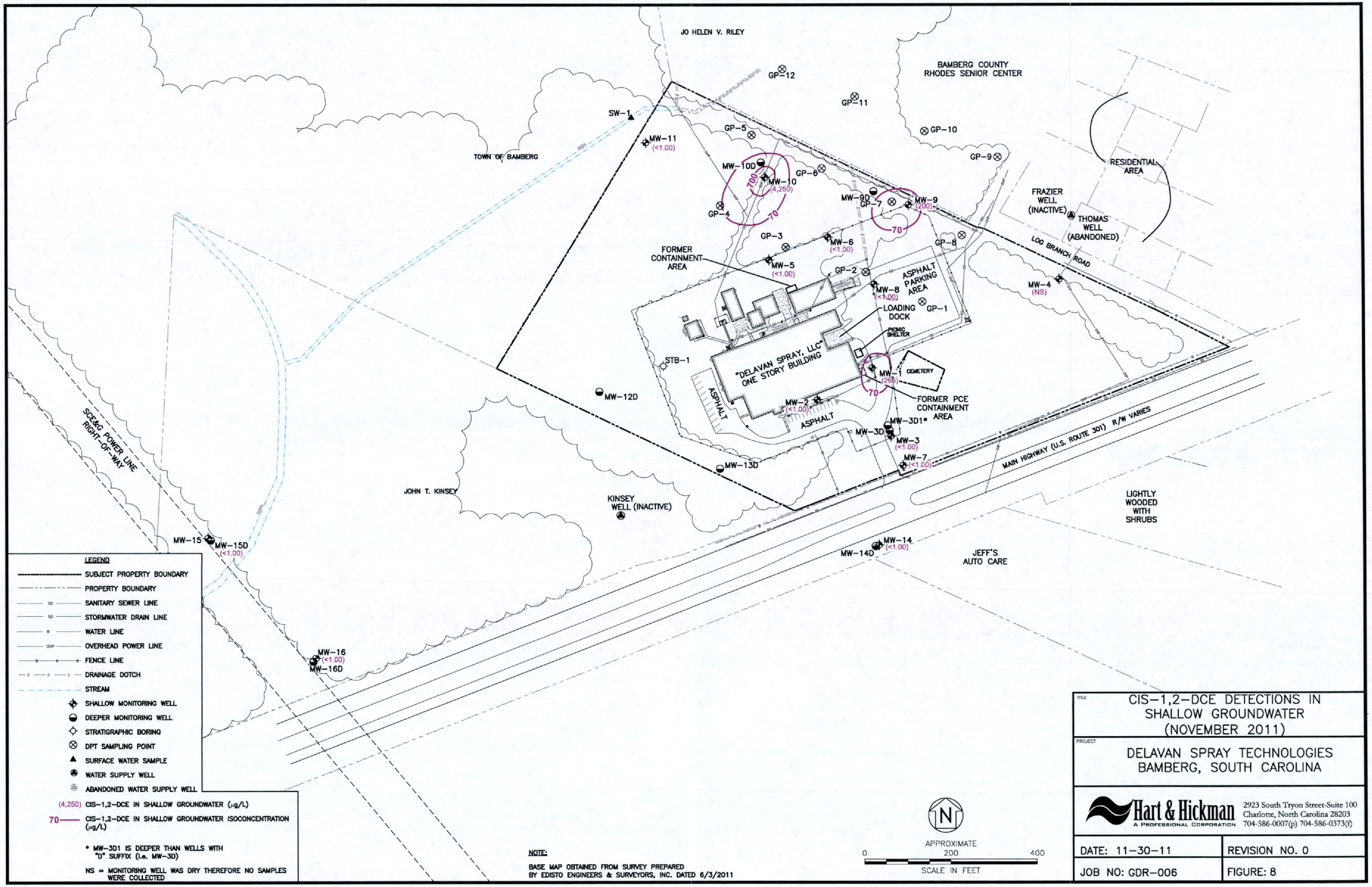

LEGEND

- SUBJECT PROPERTY BOUNDARY
- PROPERTY BOUNDARY
- SANITARY SEWER LINE
- STORMWATER DRAIN LINE
- WATER LINE
- OVERHEAD POWER LINE
- FENCE LINE
- DRAINAGE DOTCH
- STREAM
- SHALLOW MONITORING WELL
- DEEPER MONITORING WELL
- STRATIGRAPHIC BORING
- DPT SAMPLING POINT
- SURFACE WATER SAMPLE
- WATER SUPPLY WELL
- ABANDONED WATER SUPPLY WELL
- (4,250) CIS-1,2-DCE IN SHALLOW GROUNDWATER (µg/L)
- 70 CIS-1,2-DCE IN SHALLOW GROUNDWATER ISOCONCENTRATION (µg/L)

* MW-3D1 IS DEEPER THAN WELLS WITH "D" SUFFIX (i.e. MW-3D)

NS = MONITORING WELL WAS DRY THEREFORE NO SAMPLES WERE COLLECTED

NOTE:

BASE MAP OBTAINED FROM SURVEY PREPARED BY EDISTO ENGINEERS & SURVEYORS, INC. DATED 6/3/2011

N

APPROXIMATE

0 200 400

SCALE IN FEET

TITLE: CIS-1,2-DCE DETECTIONS IN SHALLOW GROUNDWATER (NOVEMBER 2011)

PROJECT: DELAVAN SPRAY TECHNOLOGIES BAMBERG, SOUTH CAROLINA

Hart & Hickman
A PROFESSIONAL CORPORATION
2923 South Tryon Street-Suite 100
Charlotte, North Carolina 28203
704-586-0007(p) 704-586-0373(f)

DATE: 11-30-11 | REVISION NO. 0

JOB NO: GDR-006 | FIGURE: 8

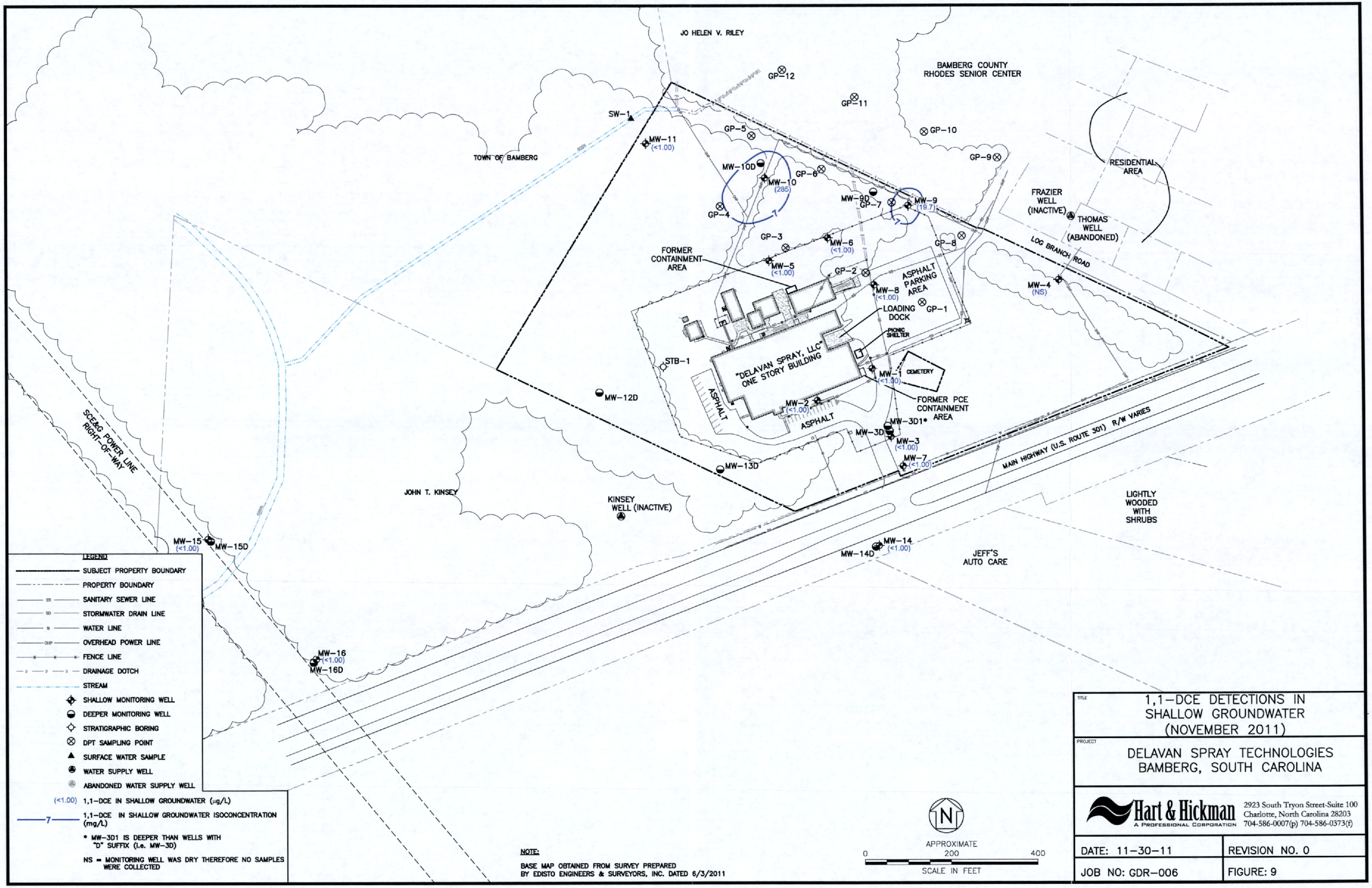

TITLE: 1,1-DCE DETECTIONS IN SHALLOW GROUNDWATER (NOVEMBER 2011)

PROJECT: DELAVAN SPRAY TECHNOLOGIES
BAMBERG, SOUTH CAROLINA

Hart & Hickman
A PROFESSIONAL CORPORATION
2923 South Tryon Street-Suite 100
Charlotte, North Carolina 28203
704-586-0007(p) 704-586-0373(f)

DATE: 11-30-11	REVISION NO. 0
JOB NO: GDR-006	FIGURE: 9

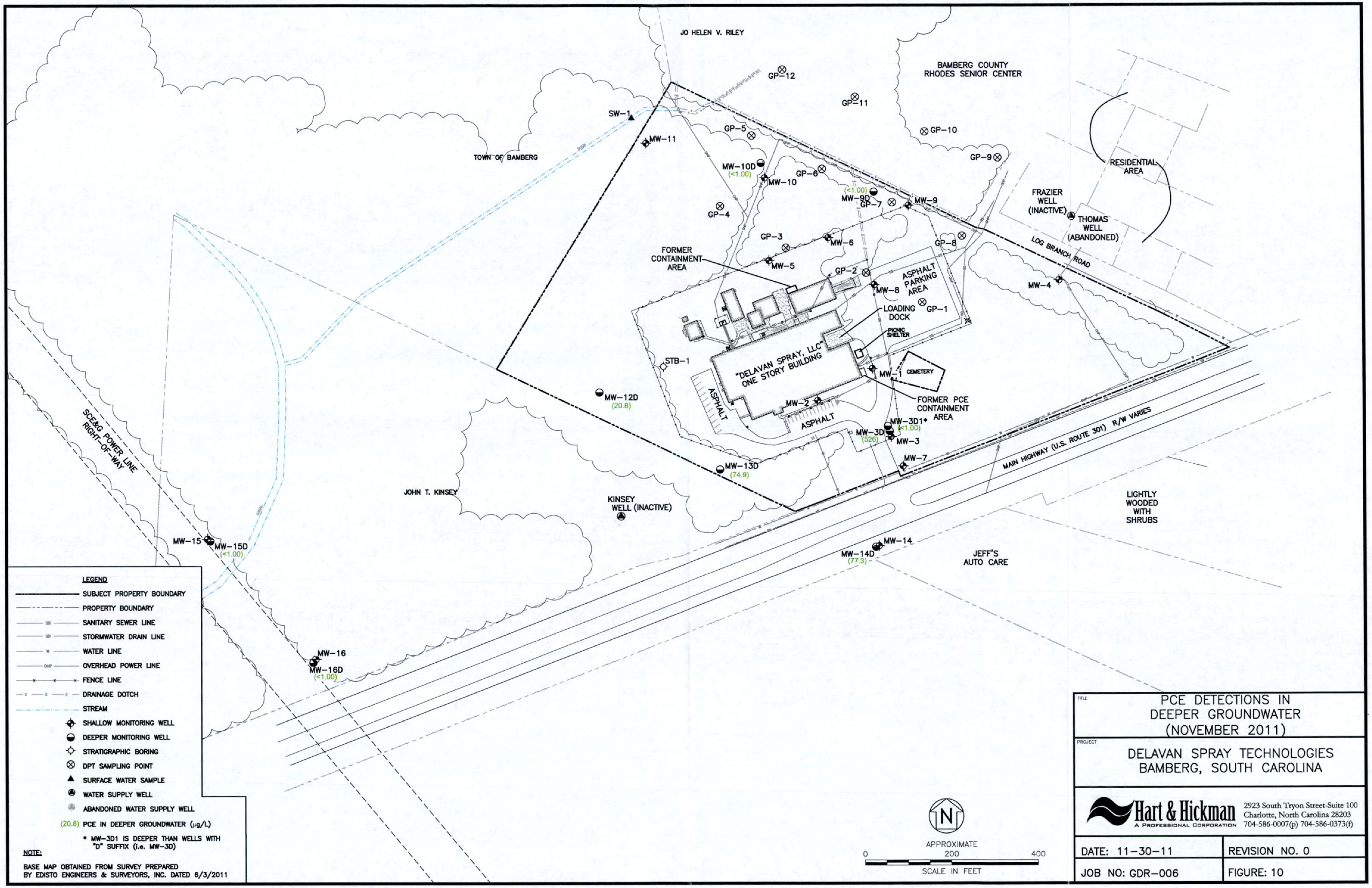

LEGEND

- SUBJECT PROPERTY BOUNDARY
- PROPERTY BOUNDARY
- SANITARY SEWER LINE
- STORMWATER DRAIN LINE
- WATER LINE
- OVERHEAD POWER LINE
- FENCE LINE
- DRAINAGE DOTCH
- STREAM
- SHALLOW MONITORING WELL
- DEEPER MONITORING WELL
- STRATIGRAPHIC BORING
- DPT SAMPLING POINT
- SURFACE WATER SAMPLE
- WATER SUPPLY WELL
- ABANDONED WATER SUPPLY WELL
- (20.8) PCE IN DEEPER GROUNDWATER (µg/L)
- * MW-3D1 IS DEEPER THAN WELLS WITH "D" SUFFIX (i.e. MW-3D)

NOTE:

BASE MAP OBTAINED FROM SURVEY PREPARED BY EDISTO ENGINEERS & SURVEYORS, INC. DATED 6/3/2011

N

APPROXIMATE

0 200 400

SCALE IN FEET

TITLE

PCE DETECTIONS IN DEEPER GROUNDWATER (NOVEMBER 2011)

PROJECT

DELAVAN SPRAY TECHNOLOGIES
BAMBERG, SOUTH CAROLINA

Hart & Hickman
A PROFESSIONAL CORPORATION
2923 South Tryon Street-Suite 100
Charlotte, North Carolina 28203
704-586-0007(p) 704-586-0373(f)

DATE: 11-30-11	REVISION NO. 0
JOB NO: GDR-006	FIGURE: 10

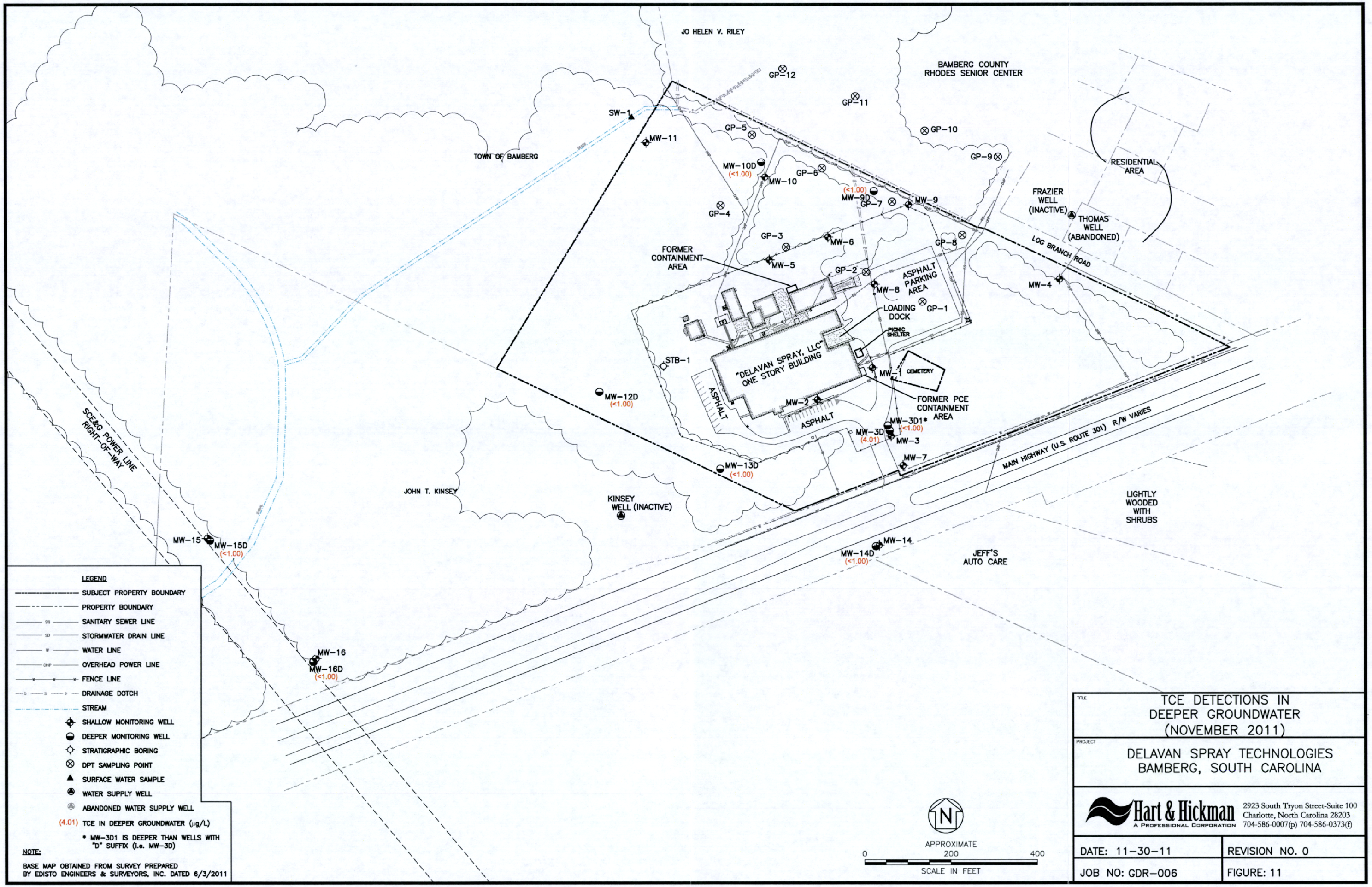

LEGEND

- SUBJECT PROPERTY BOUNDARY
- PROPERTY BOUNDARY
- SANITARY SEWER LINE
- STORMWATER DRAIN LINE
- WATER LINE
- OVERHEAD POWER LINE
- FENCE LINE
- DRAINAGE DOTCH
- STREAM
- SHALLOW MONITORING WELL
- DEEPER MONITORING WELL
- STRATIGRAPHIC BORING
- DPT SAMPLING POINT
- SURFACE WATER SAMPLE
- WATER SUPPLY WELL
- ABANDONED WATER SUPPLY WELL
- (4.01) TCE IN DEEPER GROUNDWATER (µg/L)
- * MW-3D1 IS DEEPER THAN WELLS WITH "D" SUFFIX (i.e. MW-3D)

NOTE:

BASE MAP OBTAINED FROM SURVEY PREPARED BY EDISTO ENGINEERS & SURVEYORS, INC. DATED 6/3/2011

N

APPROXIMATE
0 200 400
SCALE IN FEET

TITLE: TCE DETECTIONS IN DEEPER GROUNDWATER (NOVEMBER 2011)

PROJECT: DELAVAN SPRAY TECHNOLOGIES BAMBERG, SOUTH CAROLINA

Hart & Hickman
A PROFESSIONAL CORPORATION
2923 South Tryon Street-Suite 100
Charlotte, North Carolina 28203
704-586-0007(p) 704-586-0373(f)

DATE: 11-30-11	REVISION NO. 0
JOB NO: GDR-006	FIGURE: 11

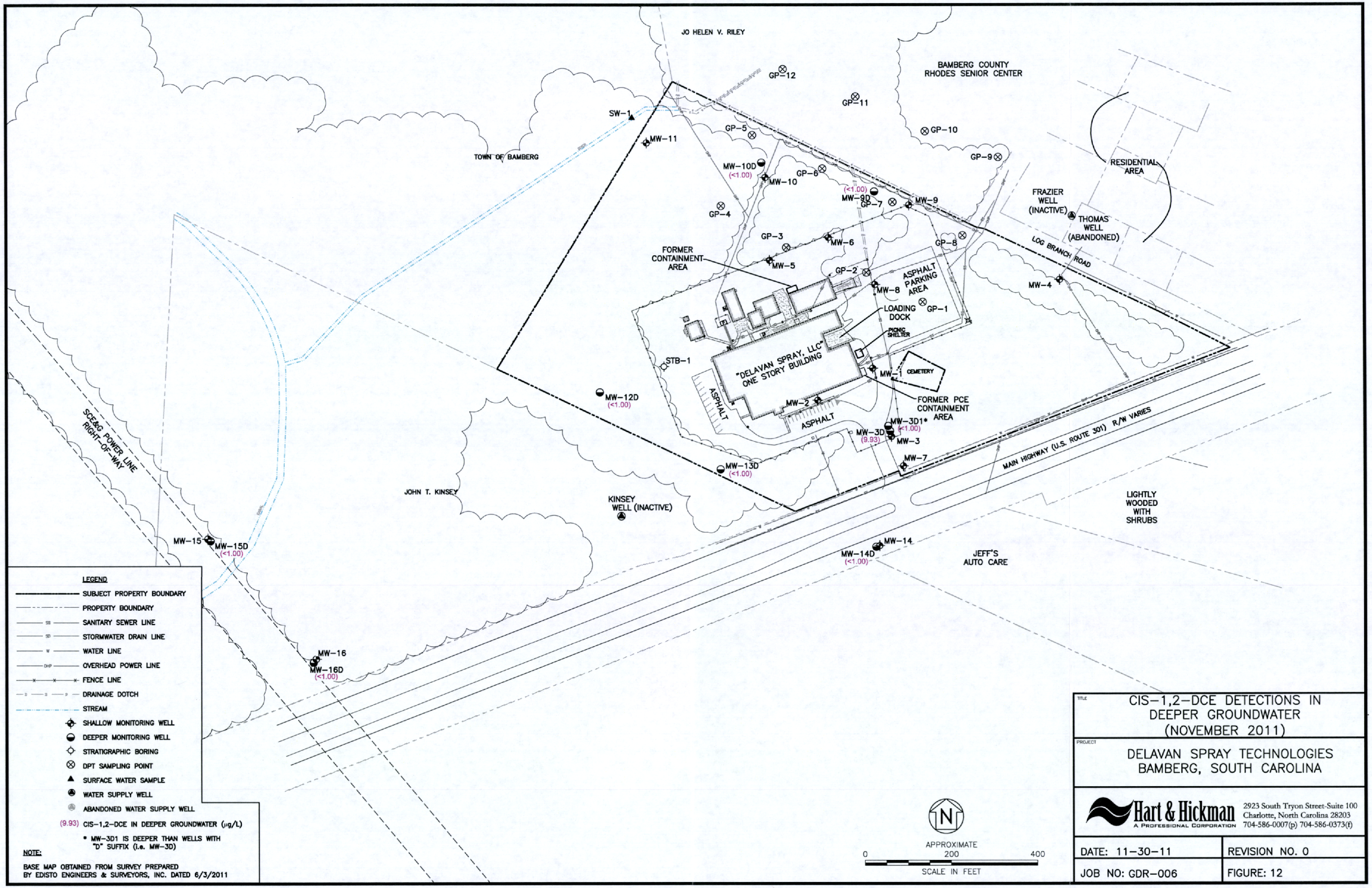

LEGEND

- SUBJECT PROPERTY BOUNDARY
- PROPERTY BOUNDARY
- SANITARY SEWER LINE
- STORMWATER DRAIN LINE
- WATER LINE
- OVERHEAD POWER LINE
- FENCE LINE
- DRAINAGE DOTCH
- STREAM
- SHALLOW MONITORING WELL
- DEEPER MONITORING WELL
- STRATIGRAPHIC BORING
- DPT SAMPLING POINT
- SURFACE WATER SAMPLE
- WATER SUPPLY WELL
- ABANDONED WATER SUPPLY WELL
- (9.93) CIS-1,2-DCE IN DEEPER GROUNDWATER (µg/L)
- * MW-3D1 IS DEEPER THAN WELLS WITH "D" SUFFIX (i.e. MW-3D)

NOTE:

BASE MAP OBTAINED FROM SURVEY PREPARED BY EDISTO ENGINEERS & SURVEYORS, INC. DATED 6/3/2011

N

APPROXIMATE

0 200 400

SCALE IN FEET

TITLE: CIS-1,2-DCE DETECTIONS IN DEEPER GROUNDWATER (NOVEMBER 2011)

PROJECT: DELAVAN SPRAY TECHNOLOGIES BAMBERG, SOUTH CAROLINA

Hart & Hickman
A PROFESSIONAL CORPORATION
2923 South Tryon Street-Suite 100
Charlotte, North Carolina 28203
704-586-0007(p) 704-586-0373(f)

DATE: 11-30-11	REVISION NO. 0
JOB NO: GDR-006	FIGURE: 12

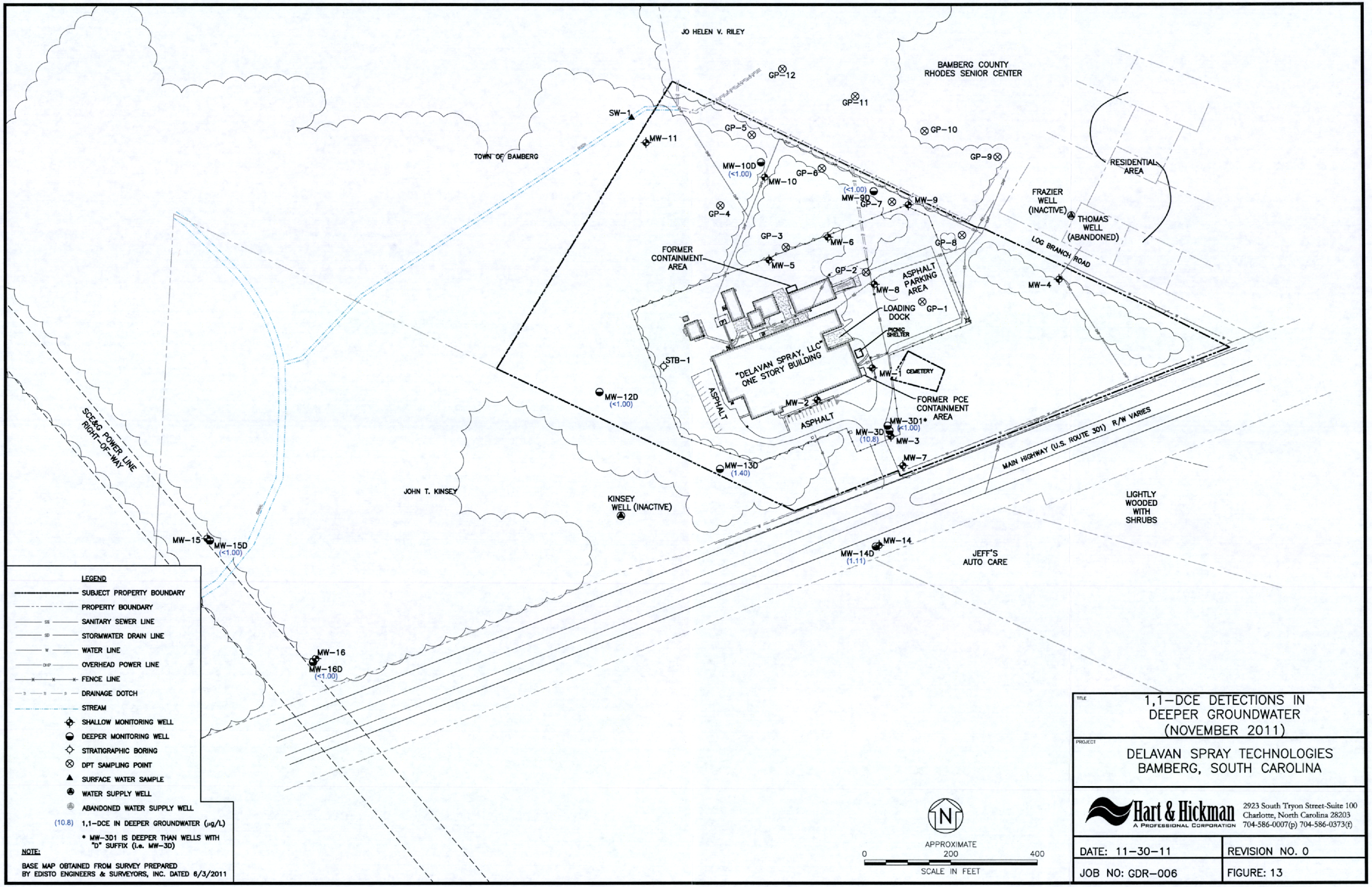

LEGEND

- SUBJECT PROPERTY BOUNDARY
- PROPERTY BOUNDARY
- SANITARY SEWER LINE
- STORMWATER DRAIN LINE
- WATER LINE
- OVERHEAD POWER LINE
- FENCE LINE
- DRAINAGE DOTCH
- STREAM
- SHALLOW MONITORING WELL
- DEEPER MONITORING WELL
- STRATIGRAPHIC BORING
- DPT SAMPLING POINT
- SURFACE WATER SAMPLE
- WATER SUPPLY WELL
- ABANDONED WATER SUPPLY WELL
- (10.8) 1,1-DCE IN DEEPER GROUNDWATER (µg/L)
- * MW-3D1 IS DEEPER THAN WELLS WITH "D" SUFFIX (i.e. MW-3D)

NOTE:

BASE MAP OBTAINED FROM SURVEY PREPARED BY EDISTO ENGINEERS & SURVEYORS, INC. DATED 6/3/2011

N

APPROXIMATE
0 200 400
SCALE IN FEET

TITLE: 1,1-DCE DETECTIONS IN DEEPER GROUNDWATER (NOVEMBER 2011)

PROJECT: DELAVAN SPRAY TECHNOLOGIES
BAMBERG, SOUTH CAROLINA

Hart & Hickman
A PROFESSIONAL CORPORATION
2923 South Tryon Street-Suite 100
Charlotte, North Carolina 28203
704-586-0007(p) 704-586-0373(f)

DATE: 11-30-11	REVISION NO. 0
JOB NO: GDR-006	FIGURE: 13

Appendix A

Groundwater Sampling Forms (November 2011)

Hart & Hickman
A Professional Corporation

Ground Water Sampling Form

GENERAL INFORMATION

Job No.: GOR-006 Well No.: MW-1 Date: 11/8/11

Site Name: Graniteville Plaza Location: Bamberg, SC

Sample Type (✓) Grab ( ) Composite ( ) Other _____

Sampling Equipment ( ) Dedicated ( ) Decontaminated (✓) Bailer ( ) Pump

Material (✓) PVC ( ) Stainless Steel ( ) Teflon ( ) Other _____

Decontamination Method: NA

WELL INFORMATION

Coordinates: — Top of Casing (TOC) Elevation — ft msl

Material (✓) PVC ( ) Carbon Steel ( ) Stainless Steel ( ) Other: _____

Measurements from (TOC) Riser — ft Water Level 14.88 ft Bottom — ft

PURGING INFORMATION

Gallons per Well Volume 0.5 Purging Method (✓) Bailing ( ) Pumping ( ) Other _____

Volume	Time	pH (SU)	Temp. (°C)	S. Cond. (umhos/cm)	Redox	Turbidity (NTU)
1	—	5.87	23.3	41.38	139	—
2	—	5.81	23.1	41.36	176	—
3	—	5.80	23.0	40.87	210	—

Weather Conditions: 75°F, Clear skies

Sample Condition: ( ) Clear (✓) Cloudy ( ) Other: _____ Odor: _____

Field Filtration: ( ) Yes (✓) No

Containers (Types, Numbers, Preservatives): 40 ml clear glass VOAs, 3, HCl

Comments: VOCs by EPA 8260B

Sample Collector: Grant Barrier Date: 11/8/11 Time: 1210

Hart & Hickman
A Professional Corporation

Ground Water Sampling Form

GENERAL INFORMATION

Job No.: GDR-006 Well No.: MW-2 Date: 11/8/11

Site Name: Goodrich Delivery Location: Bamberg, SC

Sample Type (✓) Grab ( ) Composite ( ) Other_____

Sampling Equipment ( ) Dedicated ( ) Decontaminated (✓) Bailer ( ) Pump

Material (✓) PVC ( ) Stainless Steel ( ) Teflon ( ) Other_____

Decontamination Method: NA

WELL INFORMATION

Coordinates: — Top of Casing (TOC) Elevation — ft msl

Material ( ) PVC ( ) Carbon Steel ( ) Stainless Steel ( ) Other:_____

Measurements from (TOC) Riser — ft Water Level 14.51 ft Bottom — ft

PURGING INFORMATION

Gallons per Well Volume 0.56 Purging Method (✓) Bailing ( ) Pumping ( ) Other_____

Volume	Time	pH (SU)	Temp. (°C)	S. Cond (umhos/cm)	Redox	Turbidity (NTU)
1	—	4.39	23.1	52.76	196	—
2	—	4.32	23.0	52.99	225	—
Sample	—	4.56	22.4	49.69	211	—
Well Goes Dry	While Purging @ 2 volumes					
Sample will be collected	following sufficient recharge					

Weather Conditions: 65°F, Clear Skies

Sample Condition: (✓) Clear ( ) Cloudy ( ) Other:_____ Odor:_____

Field Filtration: ( ) Yes (✓) No

Containers (Types, Numbers, Preservatives): 40 ml clear glass VOAs, 3, HCl

Comments: VOCs by EPA 8260B

Sample Collector: Grant Barnes Date: 11/9/11 Time: 945

Hart & Hickman
A Professional Corporation

Ground Water Sampling Form

GENERAL INFORMATION

Job No.: GOA-006 Well No.: MW-3 Date: 11/9/11

Site Name: Goodrich Delavan Location: Bamberg, SC

Sample Type (✓) Grab ( ) Composite ( ) Other

Sampling Equipment ( ) Dedicated ( ) Decontaminated (✓) Bailer ( ) Pump

Material (✓) PVC ( ) Stainless Steel ( ) Teflon ( ) Other

Decontamination Method: NA

WELL INFORMATION

Coordinates: — Top of Casing (TOC) Elevation — ft msl

Material (✓) PVC ( ) Carbon Steel ( ) Stainless Steel ( ) Other:

Measurements from (TOC) Riser — ft Water Level ft Bottom — ft

PURGING INFORMATION

Gallons per Well Volume Purging Method (✓) Bailing ( ) Pumping ( ) Other

Volume	Time	pH (SU)	Temp. (°C)	S. Cond. (umhos/cm)	Redox	Turbidity (NTU)
1	—	4.78	22.3	26.11	271	—
2	—	4.74	22.2	25.73	280	—
3	—	4.76	22.2	25.74	289	—

Weather Conditions: 75°F, Clear Sitting

Sample Condition: ( ) Clear (✓) Cloudy ( ) Other: Odor:

Field Filtration: ( ) Yes (✓) No

Containers (Types, Numbers, Preservatives): 40 ml clear glass VOAs, 3 HCL

Comments: VOCs by EPA 8260B

Sample Collector: Jason Sobon Date: 11/9/11 Time: 1100

File: Ground Water Sampling Form, GW Form
Date: 4/6/2011

Hart & Hickman
A Professional Corporation

Ground Water Sampling Form

GENERAL INFORMATION

Job No.: GDR-006 Well No.: MW-3D Date: 11/9/11

Site Name: Goodrich Oakwood Location: Bamberg, SC

Sample Type (✓) Grab ( ) Composite ( ) Other_____

Sampling Equipment ( ) Dedicated ( ) Decontaminated (✓) Bailer ( ) Pump

Material (✓) PVC ( ) Stainless Steel ( ) Teflon ( ) Other_____

Decontamination Method: NA

WELL INFORMATION

Coordinates:— Top of Casing (TOC) Elevation— ft msl

Material (✓) PVC ( ) Carbon Steel ( ) Stainless Steel ( ) Other:_____

Measurements from (TOC) Riser— ft Water Level_____ ft Bottom— ft

PURGING INFORMATION

Gallons per Well Volume_____ Purging Method (✓) Bailing ( ) Pumping ( ) Other_____

Volume	Time	pH (SU)	Temp (°C)	S. Cond. (umhos/cm)	Redox	Turbidity (NTU)
1	—	7.80	19.7	235.1	77	—
2	—	7.73	19.9	236.0	66	—
3	—	7.71	19.9	236.5	64	—

Weather Conditions: 70° F, Clear Skies

Sample Condition: ( ) Clear (✓) Cloudy ( ) Other:_____ Odor:_____

Field Filtration: ( ) Yes (✓) No

Containers (Types, Numbers, Preservatives): 4 amber clear glass VOAs, 3, HCL

Comments: VOCs by EPA 8260B

Sample Collector: Grant Barnes Date: 11/9/11 Time: 1150

Hart & Hickman
A Professional Corporation

Ground Water Sampling Form

GENERAL INFORMATION

Job No.: GOR-006 Well No.: MW-301 Date: 11/8/11

Site Name: Goodrich Delaware Location: Bamberg, SC

Sample Type (✓) Grab ( ) Composite ( ) Other_____

Sampling Equipment ( ) Dedicated ( ) Decontaminated (✓) Bailer ( ) Pump

Material (✓) PVC ( ) Stainless Steel ( ) Teflon ( ) Other_____

Decontamination Method: NA

WELL INFORMATION

Coordinates: — Top of Casing (TOC) Elevation — ft msl

Material (✓) PVC ( ) Carbon Steel ( ) Stainless Steel ( ) Other:_____

Measurements from (TOC) Riser — ft Water Level 19.29 ft Bottom — ft

PURGING INFORMATION

Gallons per Well Volume 10.8 Purging Method (✓) Bailing ( ) Pumping ( ) Other_____

Volume	Time	pH (SU)	Temp (°C)	S.Cond. (umhos/cm)	Redox	Turbidity (NTU)
1	—	6.88	19.7	221.8	178	—
2	—	6.94	19.6	223.7	151	—
3	—	6.97	19.6	224.5	137	—

Weather Conditions: 70°F, clear skies

Sample Condition: (✓) Clear (·) Cloudy ( ) Other:_____ Odor:_____

Field Filtration: ( ) Yes (✓) No

Containers (Types, Numbers, Preservatives): 40 ml clear glass VOAs, 3, HCl

Comments: VOCs by EPA 8260B

Sample Collector: Grant Barrier Date: 11/8/11 Time: 1130

Hart & Hickman
A Professional Corporation

Ground Water Sampling Form

GENERAL INFORMATION

Job No.: 60A-006 Well No.: MW-5 Date: 11/9/11

Site Name: Goodrich Delavan Location: Bamberg, SC

Sample Type (✓) Grab ( ) Composite ( ) Other

Sampling Equipment ( ) Dedicated ( ) Decontaminated (✓) Bailer ( ) Pump

Material (✓) PVC ( ) Stainless Steel ( ) Teflon ( ) Other

Decontamination Method: NA

WELL INFORMATION

Coordinates: — Top of Casing (TOC) Elevation — ft msl

Material (✓) PVC ( ) Carbon Steel ( ) Stainless Steel ( ) Other:

Measurements from (TOC) Riser — ft Water Level 13.45 ft Bottom — ft

PURGING INFORMATION

Gallons per Well Volume 0.1 Purging Method (✓) Bailing ( ) Pumping ( ) Other

Volume	Time	pH (SU)	Temp. (°C)	S. Cond. (umhos/cm)	Redox	Turbidity (NTU)
1	—	5.10	21.7	29.76	185	—
Sample	—	5.15	21.8	24.20	162	—
Well goes dry while purging at 1 volume.						—
Sample collected following sufficient recharge						

Weather Conditions: 65°F, Clear Skies

Sample Condition: ( ) Clear (✓) Cloudy ( ) Other: Odor:

Field Filtration: ( ) Yes (✓) No

Containers (Types, Numbers, Preservatives): 40 ml clear glass VOAs, 3, HCl

Comments: VOCs by EPA 8260B

Sample Collector: Grant Garner Date: 11/9/11 Time: 1000

Hart & Hickman
A Professional Corporation

Ground Water Sampling Form

GENERAL INFORMATION

Job No.: GOR-006 Well No.: MW-6 Date: 11/9/11

Site Name: Goodrich Delavan Location: Bowberg, SC

Sample Type (✓) Grab ( ) Composite ( ) Other_____

Sampling Equipment ( ) Dedicated ( ) Decontaminated (✓) Bailer ( ) Pump

Material (✓) PVC ( ) Stainless Steel ( ) Teflon ( ) Other_____

Decontamination Method: NA

WELL INFORMATION

Coordinates: — Top of Casing (TOC) Elevation — ft msl

Material (✓) PVC ( ) Carbon Steel ( ) Stainless Steel ( ) Other:_____

Measurements from (TOC) Riser — ft Water Level 11.15 ft Bottom — ft

PURGING INFORMATION

Gallons per Well Volume 0.46 Purging Method (✓) Bailing ( ) Pumping ( ) Other_____

Volume	Time	pH (SU)	Temp (°C)	S. Cond. (umhos/cm)	Redox	Turbidity (NTU)
1	—	5.35	21.2	31.94	123	—
Sample	—	5.15	21.1	21.64	135	—
Well goes Dry while Purging at 1 Volume						
Sample collected following Sufficient Recharge						

Weather Conditions: 70° F, Clear Skies

Sample Condition: ( ) Clear (✓) Cloudy ( ) Other:_____ Odor:_____

Field Filtration: ( ) Yes (✓) No

Containers (Types, Numbers, Preservatives): 40 ml clear glass VOAs, 3, HCl

Comments: VOCs by EPA 8260B

Sample Collector: Grant Barrier Date: 11/9/11 Time: 1020

Hart & Hickman
A Professional Corporation

Ground Water Sampling Form

GENERAL INFORMATION

Job No.: GOR-006 Well No.: MW-7 Date: 11/8/11

Site Name: Goodrich Dorman Location: Bamberg, SC

Sample Type (✓) Grab ( ) Composite ( ) Other_____

Sampling Equipment ( ) Dedicated ( ) Decontaminated (✓) Bailer ( ) Pump

Material (✓) PVC ( ) Stainless Steel ( ) Teflon ( ) Other_____

Decontamination Method: NA

WELL INFORMATION

Coordinates: — Top of Casing (TOC) Elevation — ft msl

Material (✓) PVC ( ) Carbon Steel ( ) Stainless Steel ( ) Other:_____

Measurements from (TOC) Riser — ft Water Level 15.73 ft Bottom — ft

PURGING INFORMATION

Gallons per Well Volume 0.68 Purging Method (✓) Bailing ( ) Pumping ( ) Other_____

Volume	Time	pH (SU)	Temp. (°C)	S. Cond (umhos/cm)	Redox	Turbidity (NTU)
1	—	5.65	23.0	20.15	180	—
2	—	5.60	23.0	19.54	239	—
3	—	5.57	23.0	19.63	254	—

Weather Conditions: 70° F, Clear Skies

Sample Condition: ( ) Clear ( ) Cloudy ( ) Other:_____ Odor:_____

Field Filtration: ( ) Yes (✓) No

Containers (Types, Numbers, Preservatives): 40 ml clear glass vials HCl, 3

Comments: VOCs by EPA 8260B

Sample Collector: Grant Barrier Date: 11/8/11 Time: 1815

Hart & Hickman
A Professional Corporation

Ground Water Sampling Form

GENERAL INFORMATION

Job No.: GDR-006 Well No.: MW-8 Date: 11/9/11

Site Name: Goodrich Odorizer Location: Bonberry, SC

Sample Type (✓) Grab ( ) Composite ( ) Other _____

Sampling Equipment ( ) Dedicated ( ) Decontaminated (✓) Bailer ( ) Pump

Material (✓) PVC ( ) Stainless Steel ( ) Teflon ( ) Other _____

Decontamination Method: NA

WELL INFORMATION

Coordinates: — Top of Casing (TOC) Elevation — ft msl

Material (✓) PVC ( ) Carbon Steel ( ) Stainless Steel ( ) Other: _____

Measurements from (TOC) Riser — ft Water Level 14.60 ft Bottom — ft

PURGING INFORMATION

Gallons per Well Volume 0.86 Purging Method (✓) Bailing ( ) Pumping ( ) Other _____

Volume	Time	pH (SU)	Temp. (°C)	S. Cond (umhos/cm)	Redox	Turbidity (NTU)
1	—	4.63	25.1	42.21	212	—
2	—	4.58	25.1	40.32	239	—
3	—	4.56	25.0	40.18	260	—

Weather Conditions: 70°F, Clear Skies

Sample Condition: ( ) Clear (✓) Cloudy ( ) Other: _____ Odor: _____

Field Filtration: ( ) Yes (✓) No

Containers (Types, Numbers, Preservatives): 40 ml clear glass VOAs, 3, HCl

Comments: VOCs by EPA 8260B

Sample Collector: Grant Barrick Date: 11/9/11 Time: 1040

Hart & Hickman
A Professional Corporation

Ground Water Sampling Form

GENERAL INFORMATION

Job No.: GDR-906 Well No.: MW-9 Date: 11/8/11

Site Name: Goodrich Oelwein Location: Rainbow, SC

Sample Type (✓) Grab ( ) Composite ( ) Other_____

Sampling Equipment ( ) Dedicated ( ) Decontaminated (✓) Bailer ( ) Pump

Material (✓) PVC ( ) Stainless Steel ( ) Teflon ( ) Other_____

Decontamination Method: NA

WELL INFORMATION

Coordinates: — Top of Casing (TOC) Elevation — ft msl

Material (✓) PVC ( ) Carbon Steel ( ) Stainless Steel ( ) Other:_____

Measurements from (TOC) Riser — ft Water Level 12.60 ft Bottom — ft

PURGING INFORMATION

Gallons per Well Volume 1.18 Purging Method (✓) Bailing ( ) Pumping ( ) Other_____

Volume	Time	pH (SU)	Temp. (°C)	S. Cond. (umhos/cm)	Redox	Turbidity (NTU)
1	—	4.62	20.4	27.09	236	—
2	—	4.70	20.3	26.37	233	—
3	—	5.19	20.1	29.36	113	—
Sample	—	4.60	19.0	30.65	273	—
Well Goes Dry While Purging @ 3 volumes						
Sample will be collected following sufficient recharge						

Weather Conditions: 65°F, clear skies

Sample Condition: ( ) Clear (✓) Cloudy ( ) Other:_____ Odor:_____

Field Filtration: ( ) Yes (✓) No

Containers (Types, Numbers, Preservatives): 40 ml clear glass vials 3, HCL

Comments: VOCs by EPA 8260B

Sample Collector: Grant Bowler Date: 11/9/11 Time: 800

Hart & Hickman
A Professional Corporation

Ground Water Sampling Form

GENERAL INFORMATION

Job No.: GDR-006 Well No.: MW-9D Date: 11/9/11

Site Name: Goodrich Delavan Location: Bamberg, SC

Sample Type (✓) Grab ( ) Composite ( ) Other_____

Sampling Equipment ( ) Dedicated ( ) Decontaminated (✓) Bailer ( ) Pump

Material (✓) PVC ( ) Stainless Steel ( ) Teflon ( ) Other_____

Decontamination Method: NA

WELL INFORMATION

Coordinates: — Top of Casing (TOC) Elevation — ft msl

Material (✓) PVC ( ) Carbon Steel ( ) Stainless Steel ( ) Other:_____

Measurements from (TOC) Riser — ft Water Level 13.12 ft Bottom — ft

PURGING INFORMATION

Gallons per Well Volume 5.7 Purging Method (✓) Bailing ( ) Pumping ( ) Other_____

Volume	Time	pH (SU)	Temp. (°C)	S. Cond. (umhos/cm)	Redox	Turbidity (NTU)
1	—	6.81	12.3	226.5	136	—
2	—	7.13	18.2	226.1	82	—
3	—	7.18	18.3	228.3	63	—
4	—	7.20	18.2	227.0	46	—

Weather Conditions: 60° F, Clear Skies

Sample Condition: ( ) Clear (✓) Cloudy ( ) Other:_____ Odor:_____

Field Filtration: ( ) Yes (✓) No

Containers (Types, Numbers, Preservatives): 40 ml clear glass VOAs HCL, 3

Comments: VOCs by EPA 8260B

Sample Collector: Grant Barrier Date: 11/9/11 Time: 835

Hart & Hickman
A Professional Corporation

Ground Water Sampling Form

GENERAL INFORMATION

Job No.: GOR-006 Well No.: MW-10 Date: 11/9/11

Site Name: Goodrich Defiance Location: Bamberg, SC

Sample Type (✓) Grab ( ) Composite ( ) Other

Sampling Equipment ( ) Dedicated ( ) Decontaminated (✓) Bailer ( ) Pump

Material (✓) PVC ( ) Stainless Steel ( ) Teflon ( ) Other

Decontamination Method: NA

WELL INFORMATION

Coordinates: — Top of Casing (TOC) Elevation — ft msl

Material (✓) PVC ( ) Carbon Steel ( ) Stainless Steel ( ) Other:

Measurements from (TOC) Riser — ft Water Level 10.57 ft Bottom — ft

PURGING INFORMATION

Gallons per Well Volume 1.3 Purging Method (✓) Bailing ( ) Pumping ( ) Other

Volume	Time	pH (SU)	Temp. (°C)	S. Cond. (umhos/cm)	Redox	Turbidity (NTU)
1	—	5.59	19.3	48.68	53	—
2	—	5.54	19.2	46.38	65	—
3	—	5.53	19.3	46.71	73	—

Weather Conditions: Clear skies, 65°F

Sample Condition: ( ) Clear (✓) Cloudy ( ) Other: Odor:

Field Filtration: ( ) Yes (✓) No

Containers (Types, Numbers, Preservatives): 40 ml clear glass vials, 3, HCl

Comments: VOCs by EPA 8260B

Sample Collector: Grant Barrier Date: 11/9/11 Time: 920

Hart & Hickman
A Professional Corporation

Ground Water Sampling Form

GENERAL INFORMATION

Job No.: 6QR-006 Well No.: MW-10D Date: 11/9/11

Site Name: Goodrich Delaron Location: Bamberg, SC

Sample Type (✓) Grab ( ) Composite ( ) Other_____

Sampling Equipment ( ) Dedicated ( ) Decontaminated (✓) Bailer ( ) Pump

Material (✓) PVC ( ) Stainless Steel ( ) Teflon ( ) Other_____

Decontamination Method: NA

WELL INFORMATION

Coordinates: → Top of Casing (TOC) Elevation — ft msl

Material (✓) PVC ( ) Carbon Steel ( ) Stainless Steel ( ) Other:_____

Measurements from (TOC) Riser — ft Water Level 10.89 ft Bottom — ft

PURGING INFORMATION

Gallons per Well Volume 5.9 Purging Method (✓) Bailing ( ) Pumping ( ) Other_____

Volume	Time	pH (SU)	Temp. (°C)	S. Cond. (umhos/cm)	Redox	Turbidity (NTU)
1	—	7.63	17.8	2226	89	—
2	—	7.65	17.5	2241	89	—
3	—	7.68	17.5	223.5	91	—

Weather Conditions: 60°F, clear skies

Sample Condition: ( ) Clear ( ) Cloudy ( ) Other:_____ Odor:_____

Field Filtration: ( ) Yes ( ) No

Containers (Types, Numbers, Preservatives): 40 ml clear glass VOAs, 3, HCl

Comments: VOCs by EPA 8260B

Sample Collector: Grant Barnier Date: 11/9/11 Time: 905

Hart & Hickman
A Professional Corporation

Ground Water Sampling Form

GENERAL INFORMATION

Job No.: GOR-006 Well No.: MW-11 Date: 11/9/11

Site Name: Goodrich Delaware Location: Bamberg, SC

Sample Type (✓) Grab ( ) Composite ( ) Other

Sampling Equipment ( ) Dedicated ( ) Decontaminated (✓) Bailer ( ) Pump

Material (✓) PVC ( ) Stainless Steel ( ) Teflon ( ) Other

Decontamination Method: NA

WELL INFORMATION

Coordinates: — Top of Casing (TOC) Elevation — ft msl

Material (✓) PVC ( ) Carbon Steel ( ) Stainless Steel ( ) Other:

Measurements from (TOC) Riser — ft Water Level 10.82 ft Bottom — ft

PURGING INFORMATION

Gallons per Well Volume 1.15 Purging Method (✓) Bailing ( ) Pumping ( ) Other

Volume	Time	pH (SU)	Temp. (°C)	S. Cond. (umhos/cm)	Redox	Turbidity (NTU)
1	—	4.92	18.8	235.9	189	—
2	—	5.02	18.7	232.1	130	—
Sample	—	5.20	18.8	237.7	116	—
Well went dry while purging at 2 volumes						
Sample collected following sufficient recovery						

Weather Conditions: 65°F, clear skies

Sample Condition: ( ) Clear (✓) Cloudy ( ) Other: Odor:

Field Filtration: ( ) Yes (✓) No

Containers (Types, Numbers, Preservatives): 40 ml clear glass VOAs, 3, HCL

Comments: VOCs by EPA 8260B

Sample Collector: Grant Barwick Date: 11/9/11 Time: 935

Hart & Hickman
A Professional Corporation

Ground Water Sampling Form

GENERAL INFORMATION

Job No.: GOR-006 Well No.: MW-12D Date: 11/8/11

Site Name: Goodrich Dolphin Location: Bombay, SC

Sample Type (✓) Grab ( ) Composite ( ) Other

Sampling Equipment ( ) Dedicated ( ) Decontaminated (✓) Bailer ( ) Pump

Material (✓) PVC ( ) Stainless Steel ( ) Teflon ( ) Other

Decontamination Method: NA

WELL INFORMATION

Coordinates: — Top of Casing (TOC) Elevation — ft msl

Material (✓) PVC ( ) Carbon Steel ( ) Stainless Steel ( ) Other:

Measurements from (TOC) Riser — ft Water Level 16.99 ft Bottom — ft

PURGING INFORMATION

Gallons per Well Volume 5.3 Purging Method (✓) Bailing ( ) Pumping ( ) Other

Volume	Time	pH (SU)	Temp. (°C)	S. Cond. (umhos/cm)	Redox	Turbidity (NTU)
1	1640	9.24	18.4	251.2	103	—
2	—	9.29	18.3	245.3	89	—
3	—	9.20	18.2	252.1	85	—

Weather Conditions: 75° F, Clear Skies

Sample Condition: (✓) Clear ( ) Cloudy ( ) Other: Odor:

Field Filtration: ( ) Yes (✓) No

Containers (Types, Numbers, Preservatives): 40 ml clear glass vials, 3, HCl

Comments: VOCs by EPA 8260B

Sample Collector: Grant Barvier Date: 11/8/11 Time: 1700

Hart & Hickman
A Professional Corporation

Ground Water Sampling Form

GENERAL INFORMATION

Job No.: GOR-006 Well No.: MW-130 Date: 11/8/11

Site Name: Goodrich Oglesby Location: Bumbaug, SC

Sample Type (✓) Grab ( ) Composite ( ) Other_____

Sampling Equipment ( ) Dedicated ( ) Decontaminated (✓) Bailer ( ) Pump

Material (✓) PVC ( ) Stainless Steel ( ) Teflon ( ) Other_____

Decontamination Method: NA

WELL INFORMATION

Coordinates: — Top of Casing (TOC) Elevation — ft msl

Material (✓) PVC ( ) Carbon Steel ( ) Stainless Steel ( ) Other:_____

Measurements from (TOC) Riser — ft Water Level 15.71 ft Bottom — ft

PURGING INFORMATION

Gallons per Well Volume 5.5 Purging Method (✓) Bailing ( ) Pumping ( ) Other_____

Volume	Time	pH (SU)	Temp. (°C)	S. Cond. (umhos/cm)	Redox	Turbidity (NTU)
1	—	8.24	19.0	235.1	99	—
2	—	8.22	18.9	238.3	107	—
3	—	8.20	18.9	240.3	115	—
4	—	8.17	18.9	243.2	119	—

Weather Conditions: 70° F, Clear Skies

Sample Condition: ( ) Clear (✓) Cloudy ( ) Other:_____ Odor:_____

Field Filtration: ( ) Yes (✓) No

Containers (Types, Numbers, Preservatives): 40 ml clear glass vials, 3, HCl

Comments: VOCs by EPA 8260B

Sample Collector: Grant Bannon Date: 11/8/11 Time: 1745

Hart & Hickman
A Professional Corporation

Ground Water Sampling Form

GENERAL INFORMATION

Job No.: GDR-006 Well No.: MW-14 Date: 11/8/11

Site Name: Goodrich Dalton Location: Bamberg, SC

Sample Type (✓) Grab ( ) Composite ( ) Other_____

Sampling Equipment ( ) Dedicated ( ) Decontaminated (✓) Bailer ( ) Pump

Material (✓) PVC ( ) Stainless Steel ( ) Teflon ( ) Other_____

Decontamination Method: NA

WELL INFORMATION

Coordinates: — Top of Casing (TOC) Elevation — ft msl

Material (✓) PVC ( ) Carbon Steel ( ) Stainless Steel ( ) Other:_____

Measurements from (TOC) Riser — ft Water Level 14.52 ft Bottom — ft

PURGING INFORMATION

Gallons per Well Volume 0.88 Purging Method (✓) Bailing ( ) Pumping ( ) Other_____

Volume	Time	pH (SU)	Temp (°C)	S. Cond (umhos/cm)	Redox	Turbidity (NTU)
1	—	4.93	22.5	32.84	202	—
2	—	4.81	22.4	33.18	239	—
3	—	4.77	22.3	32.33	252	—
4	—	4.73	22.3	31.01	261	—

Weather Conditions: 80° F, Clear Skies

Sample Condition: ( ) Clear (✓) Cloudy ( ) Other:_____ Odor:_____

Field Filtration: ( ) Yes (✓) No

Containers (Types, Numbers, Preservatives): 40 ml clear glass vials, 3, HCl

Comments: VOCs by 8260B

Sample Collector: Grant Barrier Date: 11/8/11 Time: 1530

Hart & Hickman
A Professional Corporation

Ground Water Sampling Form

GENERAL INFORMATION

Job No.: GDR-006 Well No.: MW-140 Date: 11/8/11

Site Name: Goodrich Delavan Location: Bamberg, SC

Sample Type (✓) Grab ( ) Composite ( ) Other _____

Sampling Equipment ( ) Dedicated ( ) Decontaminated (✓) Bailer ( ) Pump

Material (✓) PVC ( ) Stainless Steel ( ) Teflon ( ) Other _____

Decontamination Method: NA

WELL INFORMATION

Coordinates: — Top of Casing (TOC) Elevation — ft msl

Material (✓) PVC ( ) Carbon Steel ( ) Stainless Steel ( ) Other: _____

Measurements from (TOC) Riser — ft Water Level 16.37 ft Bottom — ft

PURGING INFORMATION

Gallons per Well Volume 5.4 Purging Method ( ) Bailing ( ) Pumping ( ) Other _____

Volume	Time	pH (SU)	Temp (°C)	S. Cond. (umhos/cm)	Redox	Turbidity (NTU)
1	—	6.97	20.0	249.2	172	—
2	—	7.09	19.9	250.8	123	—
3	—	7.16	19.9	250.7	102	—
4	—	7.17	20.0	251.1	94	—

Weather Conditions: 80° F, clear skies

Sample Condition: ( ) Clear (✓) Cloudy ( ) Other: _____ Odor: _____

Field Filtration: ( ) Yes (✓) No

Containers (Types, Numbers, Preservatives): 40 ml clear glass vials, 3, HCl

Comments: VOCs by EPA 8260B

Sample Collector: Grant Barnes Date: 11/8/11 Time: 1510

Hart & Hickman
A Professional Corporation

Ground Water Sampling Form

GENERAL INFORMATION

Job No.: GOR-006 Well No.: MW-15 Date: 11/8/11

Site Name: Goodrich Delavan Location: Bamberg, SC

Sample Type (✓) Grab ( ) Composite ( ) Other_____

Sampling Equipment ( ) Dedicated ( ) Decontaminated (✓) Bailer ( ) Pump

Material (✓) PVC ( ) Stainless Steel ( ) Teflon ( ) Other_____

Decontamination Method: NA

WELL INFORMATION

Coordinates: — Top of Casing (TOC) Elevation_____ ft msl

Material ( ) PVC ( ) Carbon Steel ( ) Stainless Steel ( ) Other:_____

Measurements from (TOC) Riser — ft Water Level 6.68 ft Bottom — ft

PURGING INFORMATION

Gallons per Well Volume 1.97 Purging Method (✓) Bailing ( ) Pumping ( ) Other_____

Volume	Time	pH (SU)	Temp. (°C)	S. Cond. (umhos/cm)	Redox	Turbidity (NTU)
1	—	5.62	20.0	531.6	-70	—
2	—	5.43	19.9	494.2	-17	—
3	—	5.40	19.9	472.3	3	—
4	—	5.37	19.9	491.7	12	—

Weather Conditions: 75° F, clear skies

Sample Condition: ( ) Clear ( ) Cloudy ( ) Other:_____ Odor:_____

Field Filtration: ( ) Yes (✓) No

Containers (Types, Numbers, Preservatives): 40 ml clear glass vials x3, HCl

Comments: VOCs by 8260

Sample Collector: Grant Bennett Date: 11/8/11 Time: 1320

Hart & Hickman
A Professional Corporation

Ground Water Sampling Form

GENERAL INFORMATION

Job No.: GDR-006 Well No.: MW-150 Date: 11/8/11

Site Name: Goodrich Delavan Location: Bomberg, SC

Sample Type (✓) Grab ( ) Composite ( ) Other

Sampling Equipment ( ) Dedicated ( ) Decontaminated (✓) Bailer ( ) Pump

Material (✓) PVC ( ) Stainless Steel ( ) Teflon ( ) Other

Decontamination Method: NA

WELL INFORMATION

Coordinates: — Top of Casing (TOC) Elevation — ft msl

Material (✓) PVC ( ) Carbon Steel ( ) Stainless Steel ( ) Other:

Measurements from (TOC) Riser — ft Water Level 5.23 ft Bottom — ft

PURGING INFORMATION

Gallons per Well Volume 6.36 Purging Method (✓) Bailing ( ) Pumping ( ) Other

Volume	Time	pH (SU)	Temp. (°C)	S. Cond. (umhos/cm)	Redox	Turbidity (NTU)
1	—	6.89	18.9	475.0	208	—
2	—	7.02	18.3	470.4	165	—
3	—	7.07	18.3	469.4	138	—
4	—	7.10	18.2	469.0	133	—

Weather Conditions: 75°F, Clear Skies

Sample Condition: ( ) Clear (✓) Cloudy ( ) Other: Odor:

Field Filtration: ( ) Yes (✓) No

Containers (Types, Numbers, Preservatives): 40 ml clear glass vials, 3, HCL

Comments: VOCs by EPA 8260

Sample Collector: Grant Barrier Date: 11/8/11 Time: 1300

Hart & Hickman
A Professional Corporation

Ground Water Sampling Form

GENERAL INFORMATION

Job No.: GOR-006 Well No.: MW-16 Date: 11/8/11

Site Name: Goodrich Debary Location: Bamberg, SC

Sample Type (✓) Grab ( ) Composite ( ) Other_____

Sampling Equipment ( ) Dedicated ( ) Decontaminated (✓) Bailer ( ) Pump

Material (✓) PVC ( ) Stainless Steel ( ) Teflon ( ) Other_____

Decontamination Method: NA

WELL INFORMATION

Coordinates: — Top of Casing (TOC) Elevation — ft msl

Material (✓) PVC ( ) Carbon Steel ( ) Stainless Steel ( ) Other:_____

Measurements from (TOC) Riser — ft Water Level_____ ft Bottom — ft

PURGING INFORMATION

Gallons per Well Volume 1.1 Purging Method (✓) Bailing ( ) Pumping ( ) Other_____

Volume	Time	pH (SU)	Temp. (°C)	S. Cond. (umhos/cm)	Redox	Turbidity (NTU)
1	—	6.56	20.5	151.0	30	—
2	—	6.44	20.5	201.3	52	—
3	—	6.40	20.4	199.7	60	—
4	—	6.34	20.8	197.5	67	—

Weather Conditions: 80° F, clear skies

Sample Condition: ( ) Clear (✓) Cloudy ( ) Other:_____ Odor:_____

Field Filtration: ( ) Yes (✓) No

Containers (Types, Numbers, Preservatives): 40 ml clear glass vials, HCL

Comments: VOCs by EPA 8260B

Sample Collector: Grant Bovrier Date: 11/8/11 Time: H20

Hart & Hickman
A Professional Corporation

Ground Water Sampling Form

GENERAL INFORMATION

Job No.: GDR-006 Well No.: MW-16D Date: 11/8/11

Site Name: Goodrich Delavan Location: Bamberg, SC

Sample Type (✓) Grab ( ) Composite ( ) Other

Sampling Equipment ( ) Dedicated ( ) Decontaminated (✓) Bailer ( ) Pump

Material (✓) PVC ( ) Stainless Steel ( ) Teflon ( ) Other

Decontamination Method: NA

WELL INFORMATION

Coordinates: — Top of Casing (TOC) Elevation — ft msl

Material (✓) PVC ( ) Carbon Steel ( ) Stainless Steel ( ) Other:

Measurements from (TOC) Riser — ft Water Level ft Bottom — ft

PURGING INFORMATION

Gallons per Well Volume 5.87 Purging Method (✓) Bailing ( ) Pumping ( ) Other

Volume	Time	pH (SU)	Temp (°C)	S. Cond. (umhos/cm)	Redox	Turbidity (NTU)
1	—	6.95	19.1	362.4	-13	—
2	—	7.20	18.5	361.3	-14	—
3	—	7.27	18.4	360.5	-10	—
4	—	7.29	18.3	360.3	-5	—

Weather Conditions: 80° F, Clear Skies

Sample Condition: ( ) Clear (✓) Cloudy ( ) Other: Odor:

Field Filtration: ( ) Yes (✓) No

Containers (Types, Numbers, Preservatives): 40 ml clear glass VOAs, 3, HCL

Comments: VOCs by EPA 8260B

Sample Collector: Grant Barrier Date: 11/8/11 Time: 1400

Appendix B

Laboratory Analytical Data (November 2011)

TestAmerica

THE LEADER IN ENVIRONMENTAL TESTING

ANALYTICAL REPORT

TestAmerica Laboratories, Inc.
TestAmerica Nashville
2960 Foster Creighton Road
Nashville, TN 37204
Tel: 800-765-0980

TestAmerica Job ID: NUK1663
Client Project/Site: GDR-006
Client Project Description: Goodrich - Delavan Monitoring Wells

For:
Hart & Hickman (2162)
2923 South Tryon Street, Suite 100
Charlotte, NC 28203-5449

Attn: Shannon Cottrill

Authorized for release by:
11/18/2011 5:04:26 PM

Ken A. Hayes
Senior Project Manager
ken.hayes@testamericainc.com

LINKS

Review your project results through TotalAccess

Have a Question? Ask The Expert

Visit us at: www.testamericainc.com

This report has been electronically signed and authorized by the signatory. Electronic signature is intended to be the legally binding equivalent of a traditionally handwritten signature.

Results relate only to the items tested and the sample(s) as received by the laboratory.

Table of Contents

Cover Page 1
Table of Contents 2
Sample Summary 3
Definitions 4
Client Sample Results 5
QC Sample Results 6
QC Association 10
Chronicle 12
Method Summary 13
Certification Summary 14
Chain of Custody 15

Sample Summary

Client: Hart & Hickman (2162)
Project/Site: GDR-006

TestAmerica Job ID: NUK1663

3

Lab Sample ID	Client Sample ID	Matrix	Collected	Received
NUK1663-01	IDW-1	Water	11/09/11 12:20	11/11/11 08:30

Definitions/Glossary

Client: Hart & Hickman (2162)
Project/Site: GDR-006

TestAmerica Job ID: NUK1663

Qualifiers

GCMS Volatiles

Qualifier	Qualifier Description
B	Analyte was detected in the associated Method Blank.

Glossary

Abbreviation	These commonly used abbreviations may or may not be present in this report.
☼	Listed under the "D" column to designate that the result is reported on a dry weight basis
%R	Percent Recovery
CNF	Contains no Free Liquid
DL, RA, RE, IN	Indicates a Dilution, Reanalysis, Re-extraction, or additional Initial metals/anion analysis of the sample
EDL	Estimated Detection Limit
EPA	United States Environmental Protection Agency
MDL	Method Detection Limit
ML	Minimum Level (Dioxin)
ND	Not detected at the reporting limit (or MDL or EDL if shown)
PQL	Practical Quantitation Limit
RL	Reporting Limit
RPD	Relative Percent Difference, a measure of the relative difference between two points
TEF	Toxicity Equivalent Factor (Dioxin)
TEQ	Toxicity Equivalent Quotient (Dioxin)

Client: Hart & Hickman (2162)
Project/Site: GDR-006

TestAmerica Job ID: NUK1663

Client Sample ID: IDW-1
Date Collected: 11/09/11 12:20
Date Received: 11/11/11 08:30

Lab Sample ID: NUK1663-01
Matrix: Water

5

Method: SW846 1311/8260B - TCLP Volatile Organic Compounds by EPA Method 1311/8260B - TCLP

Analyte	Result	Qualifier	RL	MDL	Unit	D	Prepared	Analyzed	Dil Fac
Benzene	ND		0.0100		mg/L		11/15/11 08:23	11/15/11 12:29	10.0
2-Butanone	ND		0.250		mg/L		11/15/11 08:23	11/15/11 12:29	10.0
Carbon Tetrachloride	ND		0.0100		mg/L		11/15/11 08:23	11/15/11 12:29	10.0
Chlorobenzene	ND		0.0100		mg/L		11/15/11 08:23	11/15/11 12:29	10.0
Chloroform	ND		0.0100		mg/L		11/15/11 08:23	11/15/11 12:29	10.0
1,2-Dichloroethane	ND		0.0100		mg/L		11/15/11 08:23	11/15/11 12:29	10.0
1,1-Dichloroethene	ND		0.0100		mg/L		11/15/11 08:23	11/15/11 12:29	10.0
Tetrachloroethene	**0.106**		0.0100		mg/L		11/15/11 08:23	11/15/11 12:29	10.0
Trichloroethene	ND		0.0100		mg/L		11/15/11 08:23	11/15/11 12:29	10.0
Vinyl chloride	ND		0.0100		mg/L		11/15/11 08:23	11/15/11 12:29	10.0

Surrogate	*%Recovery*	*Qualifier*	*Limits*	*Prepared*	*Analyzed*	*Dil Fac*
1,2-Dichloroethane-d4	*104*		*70 - 130*	*11/15/11 08:23*	*11/15/11 12:29*	*10.0*
Dibromofluoromethane	*102*		*70 - 130*	*11/15/11 08:23*	*11/15/11 12:29*	*10.0*
Toluene-d8	*97*		*80 - 120*	*11/15/11 08:23*	*11/15/11 12:29*	*10.0*
4-Bromofluorobenzene	*96*		*79 - 125*	*11/15/11 08:23*	*11/15/11 12:29*	*10.0*

Method: SW846 1311/6010C - TCLP Metals by 6000/7000 Series Methods - TCLP

Analyte	Result	Qualifier	RL	MDL	Unit	D	Prepared	Analyzed	Dil Fac
Arsenic	ND		0.100		mg/L		11/15/11 08:25	11/15/11 12:17	1.00
Barium	ND		0.100		mg/L		11/15/11 08:25	11/15/11 12:17	1.00
Cadmium	ND		0.0100		mg/L		11/15/11 08:25	11/15/11 12:17	1.00
Chromium	ND		0.0500		mg/L		11/15/11 08:25	11/15/11 12:17	1.00
Lead	ND		0.0500		mg/L		11/15/11 08:25	11/15/11 12:17	1.00
Selenium	ND		0.100		mg/L		11/15/11 08:25	11/15/11 12:17	1.00
Silver	ND		0.0500		mg/L		11/15/11 08:25	11/15/11 12:17	1.00

Method: SW846 1311/7470A - TCLP Metals by 6000/7000 Series Methods - TCLP

Analyte	Result	Qualifier	RL	MDL	Unit	D	Prepared	Analyzed	Dil Fac
Mercury	ND		0.0100		mg/L		11/15/11 09:00	11/15/11 12:28	1.00

Client: Hart & Hickman (2162)
Project/Site: GDR-006

TestAmerica Job ID: NUK1663

Method: SW846 1311/8260B - TCLP Volatile Organic Compounds by EPA Method 1311/8260B

Lab Sample ID: 11K3663-BLK1
Matrix: Water
Analysis Batch: U020224

Client Sample ID: Method Blank
Prep Type: TCLP
Prep Batch: 11K3663_P

Analyte	Blank Result	Blank Qualifier	RL	MDL	Unit	D	Prepared	Analyzed	Dil Fac
Benzene	ND		0.00100		mg/L		11/15/11 08:23	11/15/11 10:44	1.00
2-Butanone	ND		0.0250		mg/L		11/15/11 08:23	11/15/11 10:44	1.00
Carbon Tetrachloride	ND		0.00100		mg/L		11/15/11 08:23	11/15/11 10:44	1.00
Chlorobenzene	ND		0.00100		mg/L		11/15/11 08:23	11/15/11 10:44	1.00
Chloroform	ND		0.00100		mg/L		11/15/11 08:23	11/15/11 10:44	1.00
1,2-Dichloroethane	ND		0.00100		mg/L		11/15/11 08:23	11/15/11 10:44	1.00
1,1-Dichloroethene	ND		0.00100		mg/L		11/15/11 08:23	11/15/11 10:44	1.00
Tetrachloroethene	ND		0.00100		mg/L		11/15/11 08:23	11/15/11 10:44	1.00
Trichloroethene	ND		0.00100		mg/L		11/15/11 08:23	11/15/11 10:44	1.00
Vinyl chloride	ND		0.00100		mg/L		11/15/11 08:23	11/15/11 10:44	1.00

Surrogate	*Blank %Recovery*	*Blank Qualifier*	*Limits*	*Prepared*	*Analyzed*	*Dil Fac*
1,2-Dichloroethane-d4	*103*		*70 - 130*	*11/15/11 08:23*	*11/15/11 10.44*	*1.00*
Dibromofluoromethane	*104*		*70 - 130*	*11/15/11 08:23*	*11/15/11 10:44*	*1.00*
Toluene-d8	*97*		*80 - 120*	*11/15/11 08:23*	*11/15/11 10:44*	*1.00*
4-Bromofluorobenzene	*96*		*79 - 125*	*11/15/11 08:23*	*11/15/11 10:44*	*1.00*

Lab Sample ID: 11K3663-BLK2
Matrix: Water
Analysis Batch: U020224

Client Sample ID: Method Blank
Prep Type: TCLP
Prep Batch: 11K3663_P

Analyte	Blank Result	Blank Qualifier	RL	MDL	Unit	D	Prepared	Analyzed	Dil Fac
Benzene	ND		0.00100		mg/L		11/15/11 08:23	11/15/11 11:10	1.00
2-Butanone	ND		0.0250		mg/L		11/15/11 08:23	11/15/11 11:10	1.00
Carbon Tetrachloride	ND		0.00100		mg/L		11/15/11 08:23	11/15/11 11:10	1.00
Chlorobenzene	ND		0.00100		mg/L		11/15/11 08:23	11/15/11 11:10	1.00
Chloroform	0.00323		0.00100		mg/L		11/15/11 08:23	11/15/11 11:10	1.00
1,2-Dichloroethane	ND		0.00100		mg/L		11/15/11 08:23	11/15/11 11:10	1.00
1,1-Dichloroethene	ND		0.00100		mg/L		11/15/11 08:23	11/15/11 11:10	1.00
Tetrachloroethene	ND		0.00100		mg/L		11/15/11 08.23	11/15/11 11:10	1.00
Trichloroethene	ND		0.00100		mg/L		11/15/11 08:23	11/15/11 11:10	1.00
Vinyl chloride	ND		0.00100		mg/L		11/15/11 08:23	11/15/11 11:10	1.00

Surrogate	*Blank %Recovery*	*Blank Qualifier*	*Limits*	*Prepared*	*Analyzed*	*Dil Fac*
1,2-Dichloroethane-d4	*104*		*70 - 130*	*11/15/11 08:23*	*11/15/11 11:10*	*1.00*
Dibromofluoromethane	*103*		*70 - 130*	*11/15/11 08:23*	*11/15/11 11:10*	*1.00*
Toluene-d8	*99*		*80 - 120*	*11/15/11 08:23*	*11/15/11 11:10*	*1.00*
4-Bromofluorobenzene	*98*		*79 - 125*	*11/15/11 08:23*	*11/15/11 11:10*	*1.00*

Lab Sample ID: 11K3663-BS1
Matrix: Water
Analysis Batch: U020224

Client Sample ID: Lab Control Sample
Prep Type: TCLP
Prep Batch: 11K3663_P

Analyte	Spike Added	LCS Result	LCS Qualifier	Unit	D	%Rec	%Rec. Limits
Benzene	50.0	55.5		ug/L		111	80 - 121
2-Butanone	250	283		ug/L		113	62 - 133
Carbon Tetrachloride	50.0	59.2		ug/L		118	64 - 147
Chlorobenzene	50.0	52.8		ug/L		106	80 - 120
Chloroform	50.0	55.8	B	ug/L		112	73 - 129

Method: SW846 1311/8260B - TCLP Volatile Organic Compounds by EPA Method 1311/8260B (Continued)

Lab Sample ID: 11K3663-BS1
Matrix: Water
Analysis Batch: U020224

Client Sample ID: Lab Control Sample
Prep Type: TCLP
Prep Batch: 11K3663_P

Analyte	Spike Added	LCS Result	LCS Qualifier	Unit	D	%Rec	%Rec. Limits
1,2-Dichloroethane	50.0	54.7		ug/L		109	77 - 121
1,1-Dichloroethene	50.0	56.6		ug/L		113	79 - 124
Tetrachloroethene	50.0	55.0		ug/L		110	80 - 126
Trichloroethene	50.0	58.0		ug/L		116	80 - 123
Vinyl chloride	50.0	34.7		ug/L		69	68 - 120

Surrogate	*LCS %Recovery*	*LCS Qualifier*	*Limits*
1,2-Dichloroethane-d4	*114*		*70 - 130*
Dibromofluoromethane	*102*		*70 - 130*
Toluene-d8	*97*		*80 - 120*
4-Bromofluorobenzene	*96*		*79 - 125*

Lab Sample ID: 11K3663-MS1
Matrix: Water
Analysis Batch: U020224

Client Sample ID: Matrix Spike
Prep Type: TCLP
Prep Batch: 11K3663_P

Analyte	Sample Result	Sample Qualifier	Spike Added	Matrix Spike Result	Matrix Spike Qualifier	Unit	D	%Rec	%Rec. Limits
Benzene	ND		0.500	0.608		mg/L		122	75 - 133
2-Butanone	ND		2.50	2.97		mg/L		119	50 - 138
Carbon Tetrachloride	ND		0.500	0.673		mg/L		135	62 - 164
Chlorobenzene	ND		0.500	0.572		mg/L		114	80 - 129
Chloroform	ND		0.500	0.628	B	mg/L		126	66 - 138
1,2-Dichloroethane	ND		0.500	0.605		mg/L		121	64 - 136
1,1-Dichloroethene	ND		0.500	0.635		mg/L		127	70 - 142
Tetrachloroethene	ND		0.500	0.578		mg/L		116	72 - 145
Trichloroethene	ND		0.500	0.629		mg/L		126	73 - 144
Vinyl chloride	ND		0.500	0.452		mg/L		90	56 - 129

Surrogate	*Matrix Spike %Recovery*	*Matrix Spike Qualifier*	*Limits*
1,2-Dichloroethane-d4	*118*		*70 - 130*
Dibromofluoromethane	*101*		*70 - 130*
Toluene-d8	*96*		*80 - 120*
4-Bromofluorobenzene	*97*		*79 - 125*

Lab Sample ID: 11K3663-MSD1
Matrix: Water
Analysis Batch: U020224

Client Sample ID: Matrix Spike Duplicate
Prep Type: TCLP
Prep Batch: 11K3663_P

Analyte	Sample Result	Sample Qualifier	Spike Added	Matrix Spike Dup Result	Matrix Spike Dup Qualifier	Unit	D	%Rec	%Rec. Limits	RPD	RPD Limit
Benzene	ND		0.500	0.585		mg/L		117	75 - 133	4	17
2-Butanone	ND		2.50	2.81		mg/L		112	50 - 138	6	19
Carbon Tetrachloride	ND		0.500	0.651		mg/L		130	62 - 164	3	19
Chlorobenzene	ND		0.500	0.556		mg/L		111	80 - 129	3	14
Chloroform	ND		0.500	0.602	B	mg/L		120	66 - 138	4	18
1,2-Dichloroethane	ND		0.500	0.573		mg/L		115	64 - 136	5	17
1,1-Dichloroethene	ND		0.500	0.609		mg/L		122	70 - 142	4	17
Tetrachloroethene	ND		0.500	0.572		mg/L		114	72 - 145	1	16
Trichloroethene	ND		0.500	0.612		mg/L		122	73 - 144	3	17

Method: SW846 1311/8260B - TCLP Volatile Organic Compounds by EPA Method 1311/8260B (Continued)

Lab Sample ID: 11K3663-MSD1
Matrix: Water
Analysis Batch: U020224

Client Sample ID: Matrix Spike Duplicate
Prep Type: TCLP
Prep Batch: 11K3663_P

Analyte	Sample Result	Sample Qualifier	Spike Added	Matrix Spike Dup Result	Matrix Spike Dup Qualifier	Unit	D	%Rec	%Rec. Limits	RPD	RPD Limit
Vinyl chloride	ND		0.500	0.437		mg/L		87	56 - 129	3	17

Surrogate	*Matrix Spike Dup %Recovery*	*Matrix Spike Dup Qualifier*	*Limits*
1,2-Dichloroethane-d4	*115*		*70 - 130*
Dibromofluoromethane	*101*		*70 - 130*
Toluene-d8	*96*		*80 - 120*
4-Bromofluorobenzene	*97*		*79 - 125*

Method: SW846 1311/6010C - TCLP Metals by 6000/7000 Series Methods

Lab Sample ID: 11K3653-BLK1
Matrix: Soil
Analysis Batch: U020223

Client Sample ID: Method Blank
Prep Type: TCLP
Prep Batch: 11K3653_P

Analyte	Blank Result	Blank Qualifier	RL	MDL	Unit	D	Prepared	Analyzed	Dil Fac
Arsenic	ND		0.100		mg/L		11/15/11 08:25	11/15/11 11:47	1.00
Barium	ND		0.100		mg/L		11/15/11 08:25	11/15/11 11:47	1.00
Cadmium	ND		0.0100		mg/L		11/15/11 08:25	11/15/11 11:47	1.00
Chromium	ND		0.0500		mg/L		11/15/11 08:25	11/15/11 11:47	1.00
Lead	ND		0.0500		mg/L		11/15/11 08:25	11/15/11 11:47	1.00
Selenium	ND		0.100		mg/L		11/15/11 08:25	11/15/11 11:47	1.00
Silver	ND		0.0500		mg/L		11/15/11 08:25	11/15/11 11:47	1.00

Lab Sample ID: 11K3653-BS1
Matrix: Soil
Analysis Batch: U020223

Client Sample ID: Lab Control Sample
Prep Type: TCLP
Prep Batch: 11K3653_P

Analyte	Spike Added	LCS Result	LCS Qualifier	Unit	D	%Rec	%Rec. Limits
Arsenic	2.00	2.10		mg/L		105	80 - 120
Barium	20.0	22.2		mg/L		111	80 - 120
Cadmium	2.00	2.14		mg/L		107	80 - 120
Chromium	10.0	10.6		mg/L		106	80 - 120
Lead	10.0	10.6		mg/L		106	80 - 120
Selenium	2.00	2.12		mg/L		106	80 - 120
Silver	2.00	2.09		mg/L		104	80 - 120

Lab Sample ID: 11K3653-MS1
Matrix: Soil
Analysis Batch: U020223

Client Sample ID: Matrix Spike
Prep Type: TCLP
Prep Batch: 11K3653_P

Analyte	Sample Result	Sample Qualifier	Spike Added	Matrix Spike Result	Matrix Spike Qualifier	Unit	D	%Rec	%Rec. Limits
Arsenic	ND		2.00	2.35		mg/L		117	75 - 125
Barium	0.645		20.0	22.2		mg/L		108	75 - 125
Cadmium	0.0610		2.00	2.36		mg/L		115	75 - 125
Chromium	ND		10.0	10.8		mg/L		108	75 - 125
Lead	ND		10.0	11.3		mg/L		113	75 - 125
Selenium	3.55		2.00	5.92		mg/L		118	75 - 125
Silver	ND		2.00	2.27		mg/L		114	75 - 125

Method: SW846 1311/6010C - TCLP Metals by 6000/7000 Series Methods (Continued)

Lab Sample ID: 11K3653-MSD1 — **Client Sample ID: Matrix Spike Duplicate**
Matrix: Soil — **Prep Type: TCLP**
Analysis Batch: U020223 — **Prep Batch: 11K3653_P**

Analyte	Sample Result	Sample Qualifier	Spike Added	Matrix Spike Dup Result	Matrix Spike Dup Qualifier	Unit	D	%Rec	%Rec. Limits	RPD	RPD Limit
Arsenic	ND		2.00	2.31		mg/L		116	75 - 125	2	20
Barium	0.645		20.0	21.7		mg/L		105	75 - 125	2	20
Cadmium	0.0610		2.00	2.32		mg/L		113	75 - 125	2	20
Chromium	ND		10.0	10.7		mg/L		107	75 - 125	0.9	20
Lead	ND		10.0	11.1		mg/L		111	75 - 125	1	20
Selenium	3.55		2.00	5.81		mg/L		113	75 - 125	2	20
Silver	ND		2.00	2.24		mg/L		112	75 - 125	1	20

Method: SW846 1311/7470A - TCLP Metals by 6000/7000 Series Methods

Lab Sample ID: 11K3657-BLK1 — **Client Sample ID: Method Blank**
Matrix: Water — **Prep Type: TCLP**
Analysis Batch: 11K3657 — **Prep Batch: 11K3657_P**

Analyte	Blank Result	Blank Qualifier	RL	MDL	Unit	D	Prepared	Analyzed	Dil Fac
Mercury	ND		0.0100		mg/L		11/15/11 09:00	11/15/11 12:10	1.00

Lab Sample ID: 11K3657-BS1 — **Client Sample ID: Lab Control Sample**
Matrix: Water — **Prep Type: TCLP**
Analysis Batch: 11K3657 — **Prep Batch: 11K3657_P**

Analyte	Spike Added	LCS Result	LCS Qualifier	Unit	D	%Rec	%Rec. Limits
Mercury	0.0200	0.0210		mg/L		105	80 - 120

Lab Sample ID: 11K3657-MS1 — **Client Sample ID: Matrix Spike**
Matrix: Water — **Prep Type: TCLP**
Analysis Batch: 11K3657 — **Prep Batch: 11K3657_P**

Analyte	Sample Result	Sample Qualifier	Spike Added	Matrix Spike Result	Matrix Spike Qualifier	Unit	D	%Rec	%Rec. Limits
Mercury	ND		0.0200	0.0208		mg/L		104	75 - 125

Lab Sample ID: 11K3657-MSD1 — **Client Sample ID: Matrix Spike Duplicate**
Matrix: Water — **Prep Type: TCLP**
Analysis Batch: 11K3657 — **Prep Batch: 11K3657_P**

Analyte	Sample Result	Sample Qualifier	Spike Added	Matrix Spike Dup Result	Matrix Spike Dup Qualifier	Unit	D	%Rec	%Rec. Limits	RPD	RPD Limit
Mercury	ND		0.0200	0.0204		mg/L		102	75 - 125	2	20

QC Association Summary

Client: Hart & Hickman (2162)
Project/Site: GDR-006

TestAmerica Job ID: NUK1663

GCMS Volatiles

Leach Batch: 11K3393

Lab Sample ID	Client Sample ID	Prep Type	Matrix	Method	Prep Batch
NUK1663-01	IDW-1	TCLP	Water	TCLP Extraction	

Analysis Batch: U020224

Lab Sample ID	Client Sample ID	Prep Type	Matrix	Method	Prep Batch
11K3663-BLK1	Method Blank	TCLP	Water	SW846 1311/8260B	11K3663_P
11K3663-BLK2	Method Blank	TCLP	Water	SW846 1311/8260B	11K3663_P
11K3663-BS1	Lab Control Sample	TCLP	Water	SW846 1311/8260B	11K3663_P
11K3663-MS1	Matrix Spike	TCLP	Water	SW846 1311/8260B	11K3663_P
11K3663-MSD1	Matrix Spike Duplicate	TCLP	Water	SW846 1311/8260B	11K3663_P
NUK1663-01	IDW-1	TCLP	Water	SW846 1311/8260B	11K3663_P

Prep Batch: 11K3663_P

Lab Sample ID	Client Sample ID	Prep Type	Matrix	Method	Prep Batch
11K3663-BLK1	Method Blank	TCLP	Water	EPA 5030B	
11K3663-BLK2	Method Blank	TCLP	Water	EPA 5030B	
11K3663-BS1	Lab Control Sample	TCLP	Water	EPA 5030B	
11K3663-MS1	Matrix Spike	TCLP	Water	EPA 5030B	
11K3663-MSD1	Matrix Spike Duplicate	TCLP	Water	EPA 5030B	
NUK1663-01	IDW-1	TCLP	Water	EPA 5030B	11K3393

Metals

Leach Batch: 11K3393

Lab Sample ID	Client Sample ID	Prep Type	Matrix	Method	Prep Batch
NUK1663-01	IDW-1	TCLP	Water	TCLP Extraction	

Analysis Batch: 11K3653

Lab Sample ID	Client Sample ID	Prep Type	Matrix	Method	Prep Batch
NUK1663-01	IDW-1	TCLP	Water	SW846 1311/6010C	11K3653_P

Analysis Batch: 11K3657

Lab Sample ID	Client Sample ID	Prep Type	Matrix	Method	Prep Batch
11K3657-BLK1	Method Blank	TCLP	Water	SW846 1311/7470A	11K3657_P
11K3657-BS1	Lab Control Sample	TCLP	Water	SW846 1311/7470A	11K3657_P
11K3657-MS1	Matrix Spike	TCLP	Water	SW846 1311/7470A	11K3657_P
11K3657-MSD1	Matrix Spike Duplicate	TCLP	Water	SW846 1311/7470A	11K3657_P
NUK1663-01	IDW-1	TCLP	Water	SW846 1311/7470A	11K3657_P

Analysis Batch: U020223

Lab Sample ID	Client Sample ID	Prep Type	Matrix	Method	Prep Batch
11K3653-BLK1	Method Blank	TCLP	Soil	SW846 1311/6010C	11K3653_P

QC Association Summary

Client: Hart & Hickman (2162)
Project/Site: GDR-006

TestAmerica Job ID: NUK1663

Metals (Continued)

Analysis Batch: U020223 (Continued)

Lab Sample ID	Client Sample ID	Prep Type	Matrix	Method	Prep Batch
11K3653-BS1	Lab Control Sample	TCLP	Soil	SW846 1311/6010C	11K3653_P
11K3653-MS1	Matrix Spike	TCLP	Soil	SW846 1311/6010C	11K3653_P
11K3653-MSD1	Matrix Spike Duplicate	TCLP	Soil	SW846 1311/6010C	11K3653_P

Prep Batch: 11K3653_P

Lab Sample ID	Client Sample ID	Prep Type	Matrix	Method	Prep Batch
11K3653-BLK1	Method Blank	TCLP	Soil	EPA 3010A / 6010	
11K3653-BS1	Lab Control Sample	TCLP	Soil	EPA 3010A / 6010	
11K3653-MS1	Matrix Spike	TCLP	Soil	EPA 3010A / 6010	
11K3653-MSD1	Matrix Spike Duplicate	TCLP	Soil	EPA 3010A / 6010	
NUK1663-01	IDW-1	TCLP	Water	EPA 3010A / 6010	11K3393

Prep Batch: 11K3657_P

Lab Sample ID	Client Sample ID	Prep Type	Matrix	Method	Prep Batch
11K3657-BLK1	Method Blank	TCLP	Water	EPA 7470	
11K3657-BS1	Lab Control Sample	TCLP	Water	EPA 7470	
11K3657-MS1	Matrix Spike	TCLP	Water	EPA 7470	
11K3657-MSD1	Matrix Spike Duplicate	TCLP	Water	EPA 7470	
NUK1663-01	IDW-1	TCLP	Water	EPA 7470	11K3393

7

Lab Chronicle

Client: Hart & Hickman (2162)
Project/Site: GDR-006

TestAmerica Job ID: NUK1663

Client Sample ID: IDW-1

Date Collected: 11/09/11 12:20
Date Received: 11/11/11 08:30

Lab Sample ID: NUK1663-01

Matrix: Water

Prep Type	Batch Type	Batch Method	Run	Dilution Factor	Batch Number	Prepared or Analyzed	Analyst	Lab
TCLP	Leach	TCLP Extraction		10.0	11K3393	11/14/11 15:00	SJM	TAL NSH
TCLP	Prep	EPA 5030B		1.00	11K3663_P	11/15/11 08:23	RWK	TAL NSH
TCLP	Analysis	SW846 1311/8260B		10.0	U020224	11/15/11 12.29	MLG	TAL NSH
TCLP	Leach	TCLP Extraction		1.00	11K3393	11/14/11 15.00	SJM	TAL NSH
TCLP	Prep	EPA 3010A / 6010		1.00	11K3653_P	11/15/11 08:25	ALJ	TAL NSH
TCLP	Analysis	SW846 1311/6010C		1.00	11K3653	11/15/11 12:17	AVR	TAL NSH
TCLP	Prep	EPA 7470		1.00	11K3657_P	11/15/11 09:00	DEB	TAL NSH
TCLP	Analysis	SW846 1311/7470A		1.00	11K3657	11/15/11 12:28	DEB	TAL NSH

Laboratory References:

TAL NSH = TestAmerica Nashville, 2960 Foster Creighton Road, Nashville, TN 37204, TEL 800-765-0980

8

Method Summary

Client: Hart & Hickman (2162)
Project/Site: GDR-006

TestAmerica Job ID: NUK1663

Method	Method Description	Protocol	Laboratory
SW846 1311/8260B	TCLP Volatile Organic Compounds by EPA Method 1311/8260B		TAL NSH
SW846 1311/6010C	TCLP Metals by 6000/7000 Series Methods		TAL NSH
SW846 1311/7470A	TCLP Metals by 6000/7000 Series Methods		TAL NSH

Protocol References:

Laboratory References:

TAL NSH = TestAmerica Nashville, 2960 Foster Creighton Road, Nashville, TN 37204, TEL 800-765-0980

9

Certification Summary

Client: Hart & Hickman (2162)
Project/Site: GDR-006

TestAmerica Job ID: NUK1663

Laboratory	Authority	Program	EPA Region	Certification ID
TestAmerica Nashville		ACIL		393
TestAmerica Nashville	A2LA	ISO/IEC 17025		0453.07
TestAmerica Nashville	A2LA	WY UST		453.07
TestAmerica Nashville	AIHA - LAP	IHLAP		100790
TestAmerica Nashville	Alabama	State Program	4	41150
TestAmerica Nashville	Alaska	Alaska UST	10	UST-087
TestAmerica Nashville	Arizona	State Program	9	AZ0473
TestAmerica Nashville	Arkansas	State Program	6	88-0737
TestAmerica Nashville	CALA	CALA		3744
TestAmerica Nashville	California	NELAC	9	1168CA
TestAmerica Nashville	Colorado	State Program	8	N/A
TestAmerica Nashville	Connecticut	State Program	1	PH-0220
TestAmerica Nashville	Florida	NELAC	4	E87358
TestAmerica Nashville	Illinois	NELAC	5	200010
TestAmerica Nashville	Iowa	State Program	7	131
TestAmerica Nashville	Kansas	NELAC	7	E-10229
TestAmerica Nashville	Kentucky	Kentucky UST	4	19
TestAmerica Nashville	Kentucky	State Program	4	90038
TestAmerica Nashville	Louisiana	NELAC	6	30613
TestAmerica Nashville	Louisiana	NELAC	6	LA100011
TestAmerica Nashville	Maryland	State Program	3	316
TestAmerica Nashville	Massachusetts	State Program	1	M-TN032
TestAmerica Nashville	Minnesota	NELAC	5	047-999-345
TestAmerica Nashville	Mississippi	State Program	4	N/A
TestAmerica Nashville	Montana	MT DEQ UST	8	NA
TestAmerica Nashville	New Hampshire	NELAC	1	2963
TestAmerica Nashville	New Jersey	NELAC	2	TN965
TestAmerica Nashville	New York	NELAC	2	11342
TestAmerica Nashville	North Carolina	North Carolina DENR	4	387
TestAmerica Nashville	North Dakota	State Program	8	R-146
TestAmerica Nashville	Ohio	OVAP	5	CL0033
TestAmerica Nashville	Oklahoma	State Program	6	9412
TestAmerica Nashville	Oregon	NELAC	10	TN200001
TestAmerica Nashville	Pennsylvania	NELAC	3	68-00585
TestAmerica Nashville	Rhode Island	State Program	1	LAO00268
TestAmerica Nashville	South Carolina	State Program	4	84009
TestAmerica Nashville	South Carolina	State Program	4	84009
TestAmerica Nashville	Tennessee	State Program	4	2008
TestAmerica Nashville	Texas	NELAC	6	T104704077-09-TX
TestAmerica Nashville	USDA	USDA		S-48469
TestAmerica Nashville	Utah	NELAC	8	TAN
TestAmerica Nashville	Virginia	NELAC Secondary AB	3	460152
TestAmerica Nashville	Virginia	State Program	3	00323
TestAmerica Nashville	Washington	State Program	10	C789
TestAmerica Nashville	West Virginia	West Virginia DEP	3	219

Accreditation may not be offered or required for all methods and analytes reported in this package. Please contact your project manager for the laboratory's current list of certified methods and analytes.

TestAmerica
THE LEADER IN ENVIRONMENTAL TESTING
Nashville, TN

COOLER RECEI

NUK1663

Cooler Received/Opened On 11/11/2011 @ 0830

1. Tracking # 0941 (last 4 digits, FedEx)

Courier: FedEx IR Gun ID 14740456

2. Temperature of rep. sample or temp blank when opened: 4.3 *Degrees Celsius*

3. If Item #2 temperature is 0°C or less, was the representative sample or temp blank frozen? YES NO (NA)

4. Were custody seals on outside of cooler? (YES)..NO...NA

If yes, how many and where: 1 Front

5. Were the seals intact, signed, and dated correctly? (YES)..NO...NA

6. Were custody papers inside cooler? (YES)..NO...NA

I certify that I opened the cooler and answered questions 1-6 (intial) EF

7. Were custody seals on containers: YES (NO) and Intact YES...NO..(NA)

Were these signed and dated correctly? YES...NO..(NA)

8. Packing mat'l used? (Bubblewrap) Plastic bag Peanuts Vermiculite Foam Insert Paper Other None

9. Cooling process: (Ice) Ice-pack Ice (direct contact) Dry ice Other None

10. Did all containers arrive in good condition (unbroken)? (YES)..NO...NA

11. Were all container labels complete (#, date, signed, pres., etc)? (YES)..NO...NA

12. Did all container labels and tags agree with custody papers? (YES)..NO...NA

13a. Were VOA vials received? (YES)..NO...NA

b. Was there any observable headspace present in any VOA vial? YES..(NO)..NA

14. Was there a Trip Blank in this cooler? YES..(NO)..NA If multiple coolers, sequence #_____

I certify that I unloaded the cooler and answered questions 7-14 (intial) W

15a. On pres'd bottles, did pH test strips suggest preservation reached the correct pH level? YES..NO..(NA)

b. Did the bottle labels indicate that the correct preservatives were used (YES)..NO...NA

16. Was residual chlorine present? YES...NO..(NA)

I certify that I checked for chlorine and pH as per SOP and answered questions 15-16 (intial) W

17. Were custody papers properly filled out (ink, signed, etc)? (YES)..NO...NA

18. Did you sign the custody papers in the appropriate place? (YES)..NO...NA

19. Were correct containers used for the analysis requested? (YES)..NO...NA

20. Was sufficient amount of sample sent in each container? (YES)..NO...NA

I certify that I entered this project into LIMS and answered questions 17-20 (intial) W

I certify that I attached a label with the unique LIMS number to each container (intial) W

21. Were there Non-Conformance issues at login? YES..(NO) Was a PIPE generated? YES..(NO)..#_____

11

Chain of Custody Record

Temperature on Receipt _____

Drinking Water? Yes ☐ No ☑

TestAmerica
THE LEADER IN ENVIRONMENTAL TESTING

NUK1663
11/18/11 23:59

11/18/2011

TAL-4124 (1007)

Client	Project Manager	Date	Chain of Custody Number
Hart & Hickman, PC	Shannon Cottrell	11/9/11	193587
Address	**Telephone Number (Area Code)/Fax Number**	**Lab Number**	**Page 1 of 1**
2923 S. Tryon St. Ste 100	704-586-0007		
City / **State** / **Zip Code**	**Site Contact**	**Lab Contact**	
Charlotte / NC / 28203			
Project Name and Location (State)	**Carrier/Waybill Number**		
Goodrich Delavan - Bamberg, SC			
Contract/Purchase Order/Quote No.			
GDR-006			

Sample I.D. No. and Description (Containers for each sample may be combined on one line)	Date	Time	Matrix: Air	Aqueous	Sed.	Soil	Containers & Preservatives: Unpres.	H2SO4	HNO3	HCl	NaOH	ZnAc/NaOH	Analysis: TCLP VOCs	TCLP Metals	Special Instructions/ Conditions of Receipt
IDW-1	11/9/11	1220		✓			✓			✓			✓	✓	NUK1663-01

Analysis (Attach list if more space is needed)

Possible Hazard Identification
☑ Non-Hazard ☐ Flammable ☐ Skin Irritant ☐ Poison B ☐ Unknown

Sample Disposal
☐ Return To Client ☑ Disposal By Lab ☐ Archive For _____ Months
(A fee may be assessed if samples are retained longer than 1 month)

Turn Around Time Required
☐ 24 Hours ☐ 48 Hours ☐ 7 Days ☐ 14 Days ☐ 21 Days ☐ Other Hart Standard 5-day

QC Requirements (Specify)
Level I

	Relinquished By	Date	Time	Received By	Date	Time
1	[signature]	11/10/11	1530	Lydia Crawford	11/10/11	1520
2	Lydia Crawford	11/10/11	16:23	[signature]	11-11-11	0830
3						

Comments

4.3c

DISTRIBUTION: WHITE - Returned to Client with Report; CANARY - Stays with the Sample; PINK - Field Copy



TestAmerica

THE LEADER IN ENVIRONMENTAL TESTING

ANALYTICAL REPORT

TestAmerica Laboratories, Inc.
TestAmerica Nashville
2960 Foster Creighton Road
Nashville, TN 37204
Tel: 800-765-0980

TestAmerica Job ID: NUK1664
Client Project/Site: GDR-006
Client Project Description: Goodrich - Delavan Monitoring Wells

For:
Hart & Hickman (2162)
2923 South Tryon Street, Suite 100
Charlotte, NC 28203-5449

Attn: Shannon Cottrill

Authorized for release by:
11/18/2011 5:21:33 PM

Ken A. Hayes
Senior Project Manager
ken.hayes@testamericainc.com

This report has been electronically signed and authorized by the signatory. Electronic signature is intended to be the legally binding equivalent of a traditionally handwritten signature.

Results relate only to the items tested and the sample(s) as received by the laboratory.

Table of Contents

Cover Page 1
Table of Contents 2
Sample Summary 3
Definitions 4
Client Sample Results 5
QC Sample Results 25
QC Association 36
Chronicle 38
Method Summary 43
Certification Summary 44
Chain of Custody 45

Sample Summary

Client: Hart & Hickman (2162)
Project/Site: GDR-006

TestAmerica Job ID: NUK1664

3

Lab Sample ID	Client Sample ID	Matrix	Collected	Received
NUK1664-01	MW-15D	Water	11/08/11 13.00	11/11/11 08:30
NUK1664-02	MW-15	Water	11/08/11 13:20	11/11/11 08:30
NUK1664-03	MW-16D	Water	11/08/11 14:00	11/11/11 08:30
NUK1664-04	MW-14D	Water	11/08/11 15:10	11/11/11 08:30
NUK1664-05	MW-16	Water	11/08/11 14:20	11/11/11 08:30
NUK1664-06	MW-14	Water	11/08/11 15:30	11/11/11 08:30
NUK1664-07	MW-12D	Water	11/08/11 17:00	11/11/11 08:30
NUK1664-08	MW-13D	Water	11/08/11 17:45	11/11/11 08:30
NUK1664-09	MW-7	Water	11/08/11 18:15	11/11/11 08:30
NUK1664-10	MW-9	Water	11/09/11 08:00	11/11/11 08:30
NUK1664-11	MW-9D	Water	11/09/11 08.35	11/11/11 08.30
NUK1664-12	MW-10D	Water	11/09/11 09.05	11/11/11 08:30
NUK1664-13	MW-10	Water	11/09/11 09:20	11/11/11 08:30
NUK1664-14	MW-11	Water	11/09/11 09:35	11/11/11 08:30
NUK1664-15	MW-2	Water	11/09/11 09:45	11/11/11 08:30
NUK1664-16	MW-5	Water	11/09/11 10:00	11/11/11 08:30
NUK1664-17	MW-6	Water	11/09/11 10.20	11/11/11 08:30
NUK1664-18	MW-8	Water	11/09/11 10:40	11/11/11 08:30
NUK1664-19	MW-3	Water	11/09/11 11.00	11/11/11 08.30
NUK1664-20	MW-3DI	Water	11/09/11 11:50	11/11/11 08:30
NUK1664-21	MW-3D	Water	11/09/11 11:50	11/11/11 08:30
NUK1664-22	MW-1	Water	11/09/11 12.10	11/11/11 08:30
NUK1664-23	Trip Blank	Water	11/09/11 00:01	11/11/11 08:30

Qualifiers

GCMS Volatiles

Qualifier	Qualifier Description
R	The RPD exceeded the method control limit. The individual analyte QA/QC recoveries, however, were within acceptance limits.
RL1	Reporting limit raised due to sample matrix effects.
CF7	Result may be elevated due to carry over from previously analyzed sample.

Glossary

Abbreviation	These commonly used abbreviations may or may not be present in this report.
☼	Listed under the "D" column to designate that the result is reported on a dry weight basis
%R	Percent Recovery
CNF	Contains no Free Liquid
DL, RA, RE, IN	Indicates a Dilution, Reanalysis, Re-extraction, or additional Initial metals/anion analysis of the sample
EDL	Estimated Detection Limit
EPA	United States Environmental Protection Agency
MDL	Method Detection Limit
ML	Minimum Level (Dioxin)
ND	Not detected at the reporting limit (or MDL or EDL if shown)
PQL	Practical Quantitation Limit
RL	Reporting Limit
RPD	Relative Percent Difference, a measure of the relative difference between two points
TEF	Toxicity Equivalent Factor (Dioxin)
TEQ	Toxicity Equivalent Quotient (Dioxin)

Client: Hart & Hickman (2162)
Project/Site: GDR-006

TestAmerica Job ID: NUK1664

Client Sample ID: MW-15D
Date Collected: 11/08/11 13:00
Date Received: 11/11/11 08:30

Lab Sample ID: NUK1664-01
Matrix: Water

5

Method: SW846 8260B - Volatile Organic Compounds by EPA Method 8260B

Analyte	Result	Qualifier	RL	MDL	Unit	D	Prepared	Analyzed	Dil Fac
Bromodichloromethane	ND		1.00		ug/L		11/11/11 17:29	11/12/11 20:45	1.00
Bromoform	ND		1.00		ug/L		11/11/11 17:29	11/12/11 20:45	1.00
Bromomethane	ND		1.00		ug/L		11/11/11 17:29	11/12/11 20:45	1.00
Carbon Tetrachloride	ND		1.00		ug/L		11/11/11 17:29	11/12/11 20:45	1.00
Chlorobenzene	ND		1.00		ug/L		11/11/11 17:29	11/12/11 20:45	1.00
Chlorodibromomethane	ND		1.00		ug/L		11/11/11 17:29	11/12/11 20:45	1.00
Chloroethane	ND		1.00		ug/L		11/11/11 17.29	11/12/11 20:45	1.00
Chloroform	ND		1.00		ug/L		11/11/11 17:29	11/12/11 20:45	1.00
Chloromethane	ND		1.00		ug/L		11/11/11 17:29	11/12/11 20:45	1.00
1,4-Dichlorobenzene	ND		1.00		ug/L		11/11/11 17:29	11/12/11 20:45	1.00
1,3-Dichlorobenzene	ND		1.00		ug/L		11/11/11 17:29	11/12/11 20:45	1.00
1,2-Dichlorobenzene	ND		1.00		ug/L		11/11/11 17:29	11/12/11 20:45	1.00
1,1-Dichloroethane	ND		1.00		ug/L		11/11/11 17:29	11/12/11 20:45	1.00
1,2-Dichloroethane	ND		1.00		ug/L		11/11/11 17:29	11/12/11 20:45	1.00
cis-1,2-Dichloroethene	ND		1.00		ug/L		11/11/11 17.29	11/12/11 20:45	1.00
1,1-Dichloroethene	ND		1.00		ug/L		11/11/11 17:29	11/12/11 20:45	1.00
trans-1,2-Dichloroethene	ND		1.00		ug/L		11/11/11 17:29	11/12/11 20:45	1.00
1,2-Dichloropropane	ND		1.00		ug/L		11/11/11 17:29	11/12/11 20:45	1.00
cis-1,3-Dichloropropene	ND		1.00		ug/L		11/11/11 17:29	11/12/11 20:45	1.00
trans-1,3-Dichloropropene	ND		1.00		ug/L		11/11/11 17:29	11/12/11 20:45	1.00
Methylene Chloride	ND		5.00		ug/L		11/11/11 17.29	11/12/11 20:45	1.00
1,1,2,2-Tetrachloroethane	ND		1.00		ug/L		11/11/11 17:29	11/12/11 20:45	1.00
Tetrachloroethene	ND		1.00		ug/L		11/11/11 17:29	11/12/11 20:45	1.00
1,1,2-Trichloroethane	ND		1.00		ug/L		11/11/11 17:29	11/12/11 20:45	1.00
1,1,1-Trichloroethane	ND		1.00		ug/L		11/11/11 17:29	11/12/11 20:45	1.00
Trichloroethene	ND		1.00		ug/L		11/11/11 17:29	11/12/11 20:45	1.00
Trichlorofluoromethane	ND		1.00		ug/L		11/11/11 17:29	11/12/11 20:45	1.00
Vinyl chloride	ND		1.00		ug/L		11/11/11 17.29	11/12/11 20:45	1.00

Surrogate	*%Recovery*	*Qualifier*	*Limits*	*Prepared*	*Analyzed*	*Dil Fac*
1,2-Dichloroethane-d4	*97*		*70 - 130*	*11/11/11 17:29*	*11/12/11 20:45*	*1.00*
Dibromofluoromethane	*97*		*70 - 130*	*11/11/11 17:29*	*11/12/11 20:45*	*1.00*
Toluene-d8	*101*		*70 - 130*	*11/11/11 17:29*	*11/12/11 20:45*	*1.00*
4-Bromofluorobenzene	*98*		*70 - 130*	*11/11/11 17:29*	*11/12/11 20:45*	*1.00*

Client Sample ID: MW-15
Date Collected: 11/08/11 13:20
Date Received: 11/11/11 08:30

Lab Sample ID: NUK1664-02
Matrix: Water

Method: SW846 8260B - Volatile Organic Compounds by EPA Method 8260B

Analyte	Result	Qualifier	RL	MDL	Unit	D	Prepared	Analyzed	Dil Fac
Bromodichloromethane	ND		1.00		ug/L		11/11/11 17:29	11/12/11 21:12	1.00
Bromoform	ND		1.00		ug/L		11/11/11 17:29	11/12/11 21:12	1.00
Bromomethane	ND		1.00		ug/L		11/11/11 17:29	11/12/11 21:12	1.00
Carbon Tetrachloride	ND		1.00		ug/L		11/11/11 17.29	11/12/11 21:12	1.00
Chlorobenzene	ND		1.00		ug/L		11/11/11 17:29	11/12/11 21:12	1.00
Chlorodibromomethane	ND		1.00		ug/L		11/11/11 17.29	11/12/11 21:12	1.00
Chloroethane	ND		1.00		ug/L		11/11/11 17:29	11/12/11 21:12	1.00
Chloroform	ND		1.00		ug/L		11/11/11 17:29	11/12/11 21:12	1.00

Client: Hart & Hickman (2162)
Project/Site: GDR-006

TestAmerica Job ID: NUK1664

Client Sample ID: MW-15
Date Collected: 11/08/11 13:20
Date Received: 11/11/11 08:30

Lab Sample ID: NUK1664-02
Matrix: Water

Method: SW846 8260B - Volatile Organic Compounds by EPA Method 8260B (Continued)

Analyte	Result	Qualifier	RL	MDL	Unit	D	Prepared	Analyzed	Dil Fac
Chloromethane	ND		1.00		ug/L		11/11/11 17:29	11/12/11 21:12	1.00
1,4-Dichlorobenzene	ND		1.00		ug/L		11/11/11 17:29	11/12/11 21:12	1.00
1,3-Dichlorobenzene	ND		1.00		ug/L		11/11/11 17:29	11/12/11 21:12	1.00
1,2-Dichlorobenzene	ND		1.00		ug/L		11/11/11 17:29	11/12/11 21:12	1.00
1,1-Dichloroethane	ND		1.00		ug/L		11/11/11 17:29	11/12/11 21:12	1.00
1,2-Dichloroethane	ND		1.00		ug/L		11/11/11 17.29	11/12/11 21:12	1.00
cis-1,2-Dichloroethene	ND		1.00		ug/L		11/11/11 17:29	11/12/11 21:12	1.00
1,1-Dichloroethene	ND		1.00		ug/L		11/11/11 17:29	11/12/11 21:12	1.00
trans-1,2-Dichloroethene	ND		1.00		ug/L		11/11/11 17:29	11/12/11 21:12	1.00
1,2-Dichloropropane	ND		1.00		ug/L		11/11/11 17:29	11/12/11 21:12	1.00
cis-1,3-Dichloropropene	ND		1 00		ug/L		11/11/11 17:29	11/12/11 21:12	1.00
trans-1,3-Dichloropropene	ND		1.00		ug/L		11/11/11 17:29	11/12/11 21:12	1.00
Methylene Chloride	ND		5.00		ug/L		11/11/11 17:29	11/12/11 21:12	1.00
1,1,2,2-Tetrachloroethane	ND		1.00		ug/L		11/11/11 17:29	11/12/11 21:12	1.00
Tetrachloroethene	ND		1.00		ug/L		11/11/11 17:29	11/12/11 21:12	1.00
1,1,2-Trichloroethane	ND		1.00		ug/L		11/11/11 17:29	11/12/11 21:12	1.00
1,1,1-Trichloroethane	ND		1.00		ug/L		11/11/11 17:29	11/12/11 21:12	1.00
Trichloroethene	ND		1.00		ug/L		11/11/11 17:29	11/12/11 21:12	1.00
Trichlorofluoromethane	ND		1.00		ug/L		11/11/11 17:29	11/12/11 21:12	1.00
Vinyl chloride	ND		1.00		ug/L		11/11/11 17:29	11/12/11 21:12	1.00

Surrogate	*%Recovery*	*Qualifier*	*Limits*	*Prepared*	*Analyzed*	*Dil Fac*
1,2-Dichloroethane-d4	*96*		*70 - 130*	*11/11/11 17:29*	*11/12/11 21:12*	*1.00*
Dibromofluoromethane	*96*		*70 - 130*	*11/11/11 17:29*	*11/12/11 21:12*	*1.00*
Toluene-d8	*101*		*70 - 130*	*11/11/11 17:29*	*11/12/11 21:12*	*1.00*
4-Bromofluorobenzene	*97*		*70 - 130*	*11/11/11 17:29*	*11/12/11 21:12*	*1.00*

Client Sample ID: MW-16D
Date Collected: 11/08/11 14:00
Date Received: 11/11/11 08:30

Lab Sample ID: NUK1664-03
Matrix: Water

Method: SW846 8260B - Volatile Organic Compounds by EPA Method 8260B

Analyte	Result	Qualifier	RL	MDL	Unit	D	Prepared	Analyzed	Dil Fac
Bromodichloromethane	ND		1.00		ug/L		11/11/11 17:29	11/12/11 21:40	1.00
Bromoform	ND		1.00		ug/L		11/11/11 17:29	11/12/11 21:40	1.00
Bromomethane	ND		1.00		ug/L		11/11/11 17:29	11/12/11 21:40	1.00
Carbon Tetrachloride	ND		1.00		ug/L		11/11/11 17:29	11/12/11 21:40	1.00
Chlorobenzene	ND		1.00		ug/L		11/11/11 17:29	11/12/11 21:40	1.00
Chlorodibromomethane	ND		1.00		ug/L		11/11/11 17:29	11/12/11 21:40	1.00
Chloroethane	ND		1.00		ug/L		11/11/11 17:29	11/12/11 21:40	1.00
Chloroform	ND		1.00		ug/L		11/11/11 17:29	11/12/11 21:40	1.00
Chloromethane	ND		1.00		ug/L		11/11/11 17:29	11/12/11 21:40	1.00
1,4-Dichlorobenzene	ND		1.00		ug/L		11/11/11 17:29	11/12/11 21:40	1.00
1,3-Dichlorobenzene	ND		1.00		ug/L		11/11/11 17:29	11/12/11 21:40	1.00
1,2-Dichlorobenzene	ND		1.00		ug/L		11/11/11 17:29	11/12/11 21:40	1.00
1,1-Dichloroethane	ND		1.00		ug/L		11/11/11 17:29	11/12/11 21:40	1.00
1,2-Dichloroethane	ND		1.00		ug/L		11/11/11 17:29	11/12/11 21:40	1.00
cis-1,2-Dichloroethene	ND		1.00		ug/L		11/11/11 17:29	11/12/11 21:40	1.00
1,1-Dichloroethene	ND		1.00		ug/L		11/11/11 17:29	11/12/11 21.40	1.00
trans-1,2-Dichloroethene	ND		1.00		ug/L		11/11/11 17:29	11/12/11 21 40	1.00

Client: Hart & Hickman (2162)
Project/Site: GDR-006

TestAmerica Job ID: NUK1664

Client Sample ID: MW-16D
Date Collected: 11/08/11 14:00
Date Received: 11/11/11 08:30

Lab Sample ID: NUK1664-03
Matrix: Water

5

Method: SW846 8260B - Volatile Organic Compounds by EPA Method 8260B (Continued)

Analyte	Result	Qualifier	RL	MDL	Unit	D	Prepared	Analyzed	Dil Fac
1,2-Dichloropropane	ND		1.00		ug/L		11/11/11 17:29	11/12/11 21:40	1.00
cis-1,3-Dichloropropene	ND		1.00		ug/L		11/11/11 17:29	11/12/11 21:40	1.00
trans-1,3-Dichloropropene	ND		1.00		ug/L		11/11/11 17:29	11/12/11 21:40	1.00
Methylene Chloride	ND		5.00		ug/L		11/11/11 17:29	11/12/11 21:40	1.00
1,1,2,2-Tetrachloroethane	ND		1.00		ug/L		11/11/11 17:29	11/12/11 21:40	1.00
Tetrachloroethene	ND		1.00		ug/L		11/11/11 17:29	11/12/11 21:40	1.00
1,1,2-Trichloroethane	ND		1.00		ug/L		11/11/11 17:29	11/12/11 21:40	1.00
1,1,1-Trichloroethane	ND		1.00		ug/L		11/11/11 17:29	11/12/11 21:40	1.00
Trichloroethene	ND		1.00		ug/L		11/11/11 17:29	11/12/11 21:40	1.00
Trichlorofluoromethane	ND		1.00		ug/L		11/11/11 17:29	11/12/11 21:40	1.00
Vinyl chloride	ND		1.00		ug/L		11/11/11 17:29	11/12/11 21:40	1.00

Surrogate	*%Recovery*	*Qualifier*	*Limits*	*Prepared*	*Analyzed*	*Dil Fac*
1,2-Dichloroethane-d4	*101*		*70 - 130*	*11/11/11 17:29*	*11/12/11 21:40*	*1.00*
Dibromofluoromethane	*97*		*70 - 130*	*11/11/11 17:29*	*11/12/11 21:40*	*1.00*
Toluene-d8	*103*		*70 - 130*	*11/11/11 17:29*	*11/12/11 21:40*	*1.00*
4-Bromofluorobenzene	*97*		*70 - 130*	*11/11/11 17:29*	*11/12/11 21:40*	*1.00*

Client Sample ID: MW-14D
Date Collected: 11/08/11 15:10
Date Received: 11/11/11 08:30

Lab Sample ID: NUK1664-04
Matrix: Water

Method: SW846 8260B - Volatile Organic Compounds by EPA Method 8260B

Analyte	Result	Qualifier	RL	MDL	Unit	D	Prepared	Analyzed	Dil Fac
Bromodichloromethane	ND		1.00		ug/L		11/11/11 17:29	11/12/11 02:36	1.00
Bromoform	ND		1.00		ug/L		11/11/11 17:29	11/12/11 02:36	1.00
Bromomethane	ND		1.00		ug/L		11/11/11 17:29	11/12/11 02:36	1.00
Carbon Tetrachloride	ND		1.00		ug/L		11/11/11 17:29	11/12/11 02:36	1.00
Chlorobenzene	ND		1.00		ug/L		11/11/11 17:29	11/12/11 02:36	1.00
Chlorodibromomethane	ND		1.00		ug/L		11/11/11 17:29	11/12/11 02:36	1.00
Chloroethane	ND		1.00		ug/L		11/11/11 17:29	11/12/11 02:36	1.00
Chloroform	ND		1.00		ug/L		11/11/11 17:29	11/12/11 02:36	1.00
Chloromethane	ND		1.00		ug/L		11/11/11 17:29	11/12/11 02:36	1.00
1,4-Dichlorobenzene	ND		1.00		ug/L		11/11/11 17:29	11/12/11 02:36	1.00
1,3-Dichlorobenzene	ND		1.00		ug/L		11/11/11 17:29	11/12/11 02:36	1.00
1,2-Dichlorobenzene	ND		1.00		ug/L		11/11/11 17:29	11/12/11 02:36	1.00
1,1-Dichloroethane	ND		1.00		ug/L		11/11/11 17:29	11/12/11 02:36	1.00
1,2-Dichloroethane	ND		1.00		ug/L		11/11/11 17:29	11/12/11 02:36	1.00
cis-1,2-Dichloroethene	ND		1.00		ug/L		11/11/11 17:29	11/12/11 02:36	1.00
1,1-Dichloroethene	**1.11**		1.00		ug/L		11/11/11 17:29	11/12/11 02:36	1.00
trans-1,2-Dichloroethene	ND		1.00		ug/L		11/11/11 17:29	11/12/11 02:36	1.00
1,2-Dichloropropane	ND		1.00		ug/L		11/11/11 17:29	11/12/11 02:36	1.00
cis-1,3-Dichloropropene	ND		1.00		ug/L		11/11/11 17:29	11/12/11 02:36	1.00
trans-1,3-Dichloropropene	ND		1.00		ug/L		11/11/11 17:29	11/12/11 02:36	1.00
Methylene Chloride	ND		5.00		ug/L		11/11/11 17:29	11/12/11 02:36	1.00
1,1,2,2-Tetrachloroethane	ND		1.00		ug/L		11/11/11 17:29	11/12/11 02:36	1.00
Tetrachloroethene	**77.3**		1.00		ug/L		11/11/11 17:29	11/12/11 02:36	1.00
1,1,2-Trichloroethane	ND		1.00		ug/L		11/11/11 17:29	11/12/11 02:36	1.00
1,1,1-Trichloroethane	ND		1.00		ug/L		11/11/11 17:29	11/12/11 02:36	1.00
Trichloroethene	ND		1.00		ug/L		11/11/11 17:29	11/12/11 02:36	1.00

Client: Hart & Hickman (2162)
Project/Site: GDR-006

TestAmerica Job ID: NUK1664

Client Sample ID: MW-14D
Date Collected: 11/08/11 15:10
Date Received: 11/11/11 08:30

Lab Sample ID: NUK1664-04
Matrix: Water

5

Method: SW846 8260B - Volatile Organic Compounds by EPA Method 8260B (Continued)

Analyte	Result	Qualifier	RL	MDL	Unit	D	Prepared	Analyzed	Dil Fac
Trichlorofluoromethane	ND		1.00		ug/L		11/11/11 17:29	11/12/11 02:36	1.00
Vinyl chloride	ND		1.00		ug/L		11/11/11 17:29	11/12/11 02:36	1.00

Surrogate	*%Recovery*	*Qualifier*	*Limits*	*Prepared*	*Analyzed*	*Dil Fac*
1,2-Dichloroethane-d4	*101*		*70 - 130*	*11/11/11 17:29*	*11/12/11 02:36*	*1.00*
Dibromofluoromethane	*101*		*70 - 130*	*11/11/11 17:29*	*11/12/11 02:36*	*1.00*
Toluene-d8	*100*		*70 - 130*	*11/11/11 17:29*	*11/12/11 02:36*	*1.00*
4-Bromofluorobenzene	*97*		*70 - 130*	*11/11/11 17:29*	*11/12/11 02:36*	*1.00*

Client Sample ID: MW-16
Date Collected: 11/08/11 14:20
Date Received: 11/11/11 08:30

Lab Sample ID: NUK1664-05
Matrix: Water

Method: SW846 8260B - Volatile Organic Compounds by EPA Method 8260B

Analyte	Result	Qualifier	RL	MDL	Unit	D	Prepared	Analyzed	Dil Fac
Bromodichloromethane	ND		1.00		ug/L		11/11/11 17:29	11/12/11 22:08	1.00
Bromoform	ND		1.00		ug/L		11/11/11 17:29	11/12/11 22:08	1.00
Bromomethane	ND		1.00		ug/L		11/11/11 17:29	11/12/11 22:08	1.00
Carbon Tetrachloride	ND		1.00		ug/L		11/11/11 17:29	11/12/11 22:08	1.00
Chlorobenzene	ND		1.00		ug/L		11/11/11 17:29	11/12/11 22:08	1.00
Chlorodibromomethane	ND		1.00		ug/L		11/11/11 17:29	11/12/11 22:08	1.00
Chloroethane	ND		1.00		ug/L		11/11/11 17:29	11/12/11 22:08	1.00
Chloroform	ND		1.00		ug/L		11/11/11 17:29	11/12/11 22:08	1.00
Chloromethane	ND		1.00		ug/L		11/11/11 17:29	11/12/11 22:08	1.00
1,4-Dichlorobenzene	ND		1.00		ug/L		11/11/11 17:29	11/12/11 22:08	1.00
1,3-Dichlorobenzene	ND		1.00		ug/L		11/11/11 17:29	11/12/11 22:08	1.00
1,2-Dichlorobenzene	ND		1.00		ug/L		11/11/11 17:29	11/12/11 22:08	1.00
1,1-Dichloroethane	ND		1.00		ug/L		11/11/11 17:29	11/12/11 22:08	1.00
1,2-Dichloroethane	ND		1.00		ug/L		11/11/11 17:29	11/12/11 22:08	1.00
cis-1,2-Dichloroethene	ND		1.00		ug/L		11/11/11 17:29	11/12/11 22:08	1.00
1,1-Dichloroethene	ND		1.00		ug/L		11/11/11 17:29	11/12/11 22:08	1.00
trans-1,2-Dichloroethene	ND		1.00		ug/L		11/11/11 17:29	11/12/11 22:08	1.00
1,2-Dichloropropane	ND		1.00		ug/L		11/11/11 17:29	11/12/11 22:08	1.00
cis-1,3-Dichloropropene	ND		1.00		ug/L		11/11/11 17:29	11/12/11 22:08	1.00
trans-1,3-Dichloropropene	ND		1.00		ug/L		11/11/11 17:29	11/12/11 22:08	1.00
Methylene Chloride	ND		5.00		ug/L		11/11/11 17:29	11/12/11 22:08	1.00
1,1,2,2-Tetrachloroethane	ND		1.00		ug/L		11/11/11 17:29	11/12/11 22:08	1.00
Tetrachloroethene	ND		1.00		ug/L		11/11/11 17:29	11/12/11 22:08	1.00
1,1,2-Trichloroethane	ND		1.00		ug/L		11/11/11 17:29	11/12/11 22:08	1.00
1,1,1-Trichloroethane	ND		1.00		ug/L		11/11/11 17:29	11/12/11 22:08	1.00
Trichloroethene	ND		1.00		ug/L		11/11/11 17:29	11/12/11 22:08	1.00
Trichlorofluoromethane	ND		1.00		ug/L		11/11/11 17:29	11/12/11 22.08	1.00
Vinyl chloride	ND		1.00		ug/L		11/11/11 17:29	11/12/11 22.08	1.00

Surrogate	*%Recovery*	*Qualifier*	*Limits*	*Prepared*	*Analyzed*	*Dil Fac*
1,2-Dichloroethane-d4	*100*		*70 - 130*	*11/11/11 17:29*	*11/12/11 22.08*	*1.00*
Dibromofluoromethane	*98*		*70 - 130*	*11/11/11 17:29*	*11/12/11 22:08*	*1.00*
Toluene-d8	*102*		*70 - 130*	*11/11/11 17:29*	*11/12/11 22:08*	*1.00*
4-Bromofluorobenzene	*97*		*70 - 130*	*11/11/11 17:29*	*11/12/11 22.08*	*1.00*

Client: Hart & Hickman (2162)
Project/Site: GDR-006

TestAmerica Job ID: NUK1664

Client Sample ID: MW-14
Date Collected: 11/08/11 15:30
Date Received: 11/11/11 08:30

Lab Sample ID: NUK1664-06
Matrix: Water

5

Method: SW846 8260B - Volatile Organic Compounds by EPA Method 8260B

Analyte	Result	Qualifier	RL	MDL	Unit	D	Prepared	Analyzed	Dil Fac
Bromodichloromethane	ND		1.00		ug/L		11/11/11 17:29	11/12/11 03:04	1.00
Bromoform	ND		1.00		ug/L		11/11/11 17:29	11/12/11 03:04	1.00
Bromomethane	ND		1.00		ug/L		11/11/11 17:29	11/12/11 03:04	1.00
Carbon Tetrachloride	ND		1.00		ug/L		11/11/11 17:29	11/12/11 03:04	1.00
Chlorobenzene	ND		1.00		ug/L		11/11/11 17:29	11/12/11 03:04	1.00
Chlorodibromomethane	ND		1.00		ug/L		11/11/11 17:29	11/12/11 03:04	1.00
Chloroethane	ND		1.00		ug/L		11/11/11 17:29	11/12/11 03:04	1.00
Chloroform	ND		1.00		ug/L		11/11/11 17:29	11/12/11 03:04	1.00
Chloromethane	ND		1.00		ug/L		11/11/11 17:29	11/12/11 03:04	1.00
1,4-Dichlorobenzene	ND		1.00		ug/L		11/11/11 17:29	11/12/11 03:04	1.00
1,3-Dichlorobenzene	ND		1.00		ug/L		11/11/11 17:29	11/12/11 03:04	1.00
1,2-Dichlorobenzene	ND		1.00		ug/L		11/11/11 17:29	11/12/11 03:04	1.00
1,1-Dichloroethane	ND		1.00		ug/L		11/11/11 17:29	11/12/11 03:04	1.00
1,2-Dichloroethane	ND		1.00		ug/L		11/11/11 17:29	11/12/11 03:04	1.00
cis-1,2-Dichloroethene	ND		1.00		ug/L		11/11/11 17:29	11/12/11 03:04	1.00
1,1-Dichloroethene	ND		1.00		ug/L		11/11/11 17:29	11/12/11 03:04	1.00
trans-1,2-Dichloroethene	ND		1.00		ug/L		11/11/11 17:29	11/12/11 03:04	1.00
1,2-Dichloropropane	ND		1.00		ug/L		11/11/11 17:29	11/12/11 03:04	1.00
cis-1,3-Dichloropropene	ND		1.00		ug/L		11/11/11 17:29	11/12/11 03:04	1.00
trans-1,3-Dichloropropene	ND		1.00		ug/L		11/11/11 17:29	11/12/11 03:04	1.00
Methylene Chloride	ND		5.00		ug/L		11/11/11 17:29	11/12/11 03:04	1.00
1,1,2,2-Tetrachloroethane	ND		1.00		ug/L		11/11/11 17:29	11/12/11 03:04	1.00
Tetrachloroethene	ND		1.00		ug/L		11/11/11 17:29	11/12/11 03:04	1.00
1,1,2-Trichloroethane	ND		1.00		ug/L		11/11/11 17:29	11/12/11 03:04	1.00
1,1,1-Trichloroethane	ND		1.00		ug/L		11/11/11 17:29	11/12/11 03:04	1.00
Trichloroethene	ND		1.00		ug/L		11/11/11 17:29	11/12/11 03:04	1.00
Trichlorofluoromethane	ND		1.00		ug/L		11/11/11 17:29	11/12/11 03:04	1.00
Vinyl chloride	ND		1.00		ug/L		11/11/11 17:29	11/12/11 03:04	1.00

Surrogate	*%Recovery*	*Qualifier*	*Limits*	*Prepared*	*Analyzed*	*Dil Fac*
1,2-Dichloroethane-d4	*98*		*70 - 130*	*11/11/11 17:29*	*11/12/11 03:04*	*1.00*
Dibromofluoromethane	*99*		*70 - 130*	*11/11/11 17:29*	*11/12/11 03:04*	*1.00*
Toluene-d8	*101*		*70 - 130*	*11/11/11 17:29*	*11/12/11 03:04*	*1.00*
4-Bromofluorobenzene	*98*		*70 - 130*	*11/11/11 17:29*	*11/12/11 03:04*	*1.00*

Client Sample ID: MW-12D
Date Collected: 11/08/11 17:00
Date Received: 11/11/11 08:30

Lab Sample ID: NUK1664-07
Matrix: Water

Method: SW846 8260B - Volatile Organic Compounds by EPA Method 8260B

Analyte	Result	Qualifier	RL	MDL	Unit	D	Prepared	Analyzed	Dil Fac
Bromodichloromethane	ND		1.00		ug/L		11/11/11 17:29	11/12/11 03:31	1.00
Bromoform	ND		1.00		ug/L		11/11/11 17:29	11/12/11 03:31	1.00
Bromomethane	ND		1.00		ug/L		11/11/11 17:29	11/12/11 03:31	1.00
Carbon Tetrachloride	ND		1.00		ug/L		11/11/11 17:29	11/12/11 03:31	1.00
Chlorobenzene	ND		1.00		ug/L		11/11/11 17:29	11/12/11 03:31	1.00
Chlorodibromomethane	ND		1.00		ug/L		11/11/11 17:29	11/12/11 03:31	1.00
Chloroethane	ND		1.00		ug/L		11/11/11 17:29	11/12/11 03:31	1.00
Chloroform	ND		1.00		ug/L		11/11/11 17:29	11/12/11 03:31	1.00
Chloromethane	ND		1.00		ug/L		11/11/11 17:29	11/12/11 03:31	1.00

Client: Hart & Hickman (2162)
Project/Site: GDR-006

TestAmerica Job ID: NUK1664

Client Sample ID: MW-12D
Date Collected: 11/08/11 17:00
Date Received: 11/11/11 08:30

Lab Sample ID: NUK1664-07
Matrix: Water

Method: SW846 8260B - Volatile Organic Compounds by EPA Method 8260B (Continued)

Analyte	Result	Qualifier	RL	MDL	Unit	D	Prepared	Analyzed	Dil Fac
1,4-Dichlorobenzene	ND		1.00		ug/L		11/11/11 17:29	11/12/11 03:31	1.00
1,3-Dichlorobenzene	ND		1.00		ug/L		11/11/11 17:29	11/12/11 03:31	1.00
1,2-Dichlorobenzene	ND		1.00		ug/L		11/11/11 17:29	11/12/11 03:31	1.00
1,1-Dichloroethane	ND		1.00		ug/L		11/11/11 17:29	11/12/11 03:31	1.00
1,2-Dichloroethane	ND		1.00		ug/L		11/11/11 17:29	11/12/11 03:31	1.00
cis-1,2-Dichloroethene	ND		1.00		ug/L		11/11/11 17:29	11/12/11 03:31	1.00
1,1-Dichloroethene	ND		1.00		ug/L		11/11/11 17:29	11/12/11 03:31	1.00
trans-1,2-Dichloroethene	ND		1.00		ug/L		11/11/11 17:29	11/12/11 03:31	1.00
1,2-Dichloropropane	ND		1.00		ug/L		11/11/11 17:29	11/12/11 03:31	1.00
cis-1,3-Dichloropropene	ND		1.00		ug/L		11/11/11 17:29	11/12/11 03:31	1.00
trans-1,3-Dichloropropene	ND		1.00		ug/L		11/11/11 17:29	11/12/11 03:31	1.00
Methylene Chloride	ND		5.00		ug/L		11/11/11 17:29	11/12/11 03:31	1.00
1,1,2,2-Tetrachloroethane	ND		1.00		ug/L		11/11/11 17:29	11/12/11 03:31	1.00
Tetrachloroethene	**20.8**		1.00		ug/L		11/11/11 17:29	11/12/11 03:31	1.00
1,1,2-Trichloroethane	ND		1.00		ug/L		11/11/11 17:29	11/12/11 03:31	1.00
1,1,1-Trichloroethane	ND		1.00		ug/L		11/11/11 17:29	11/12/11 03:31	1.00
Trichloroethene	ND		1.00		ug/L		11/11/11 17:29	11/12/11 03:31	1.00
Trichlorofluoromethane	ND		1.00		ug/L		11/11/11 17:29	11/12/11 03:31	1.00
Vinyl chloride	ND		1.00		ug/L		11/11/11 17:29	11/12/11 03:31	1.00

Surrogate	*%Recovery*	*Qualifier*	*Limits*	*Prepared*	*Analyzed*	*Dil Fac*
1,2-Dichloroethane-d4	*101*		*70 - 130*	*11/11/11 17:29*	*11/12/11 03:31*	*1.00*
Dibromofluoromethane	*100*		*70 - 130*	*11/11/11 17:29*	*11/12/11 03:31*	*1.00*
Toluene-d8	*98*		*70 - 130*	*11/11/11 17:29*	*11/12/11 03:31*	*1.00*
4-Bromofluorobenzene	*100*		*70 - 130*	*11/11/11 17:29*	*11/12/11 03:31*	*1.00*

Client Sample ID: MW-13D
Date Collected: 11/08/11 17:45
Date Received: 11/11/11 08:30

Lab Sample ID: NUK1664-08
Matrix: Water

Method: SW846 8260B - Volatile Organic Compounds by EPA Method 8260B

Analyte	Result	Qualifier	RL	MDL	Unit	D	Prepared	Analyzed	Dil Fac
Bromodichloromethane	ND		1.00		ug/L		11/11/11 17:29	11/12/11 03.59	1.00
Bromoform	ND		1.00		ug/L		11/11/11 17:29	11/12/11 03:59	1.00
Bromomethane	ND		1.00		ug/L		11/11/11 17:29	11/12/11 03:59	1.00
Carbon Tetrachloride	ND		1.00		ug/L		11/11/11 17:29	11/12/11 03:59	1.00
Chlorobenzene	ND		1.00		ug/L		11/11/11 17:29	11/12/11 03:59	1.00
Chlorodibromomethane	ND		1.00		ug/L		11/11/11 17:29	11/12/11 03:59	1.00
Chloroethane	ND		1.00		ug/L		11/11/11 17:29	11/12/11 03:59	1.00
Chloroform	ND		1.00		ug/L		11/11/11 17:29	11/12/11 03:59	1.00
Chloromethane	ND		1.00		ug/L		11/11/11 17:29	11/12/11 03:59	1.00
1,4-Dichlorobenzene	ND		1.00		ug/L		11/11/11 17:29	11/12/11 03:59	1.00
1,3-Dichlorobenzene	ND		1.00		ug/L		11/11/11 17:29	11/12/11 03:59	1.00
1,2-Dichlorobenzene	ND		1.00		ug/L		11/11/11 17:29	11/12/11 03:59	1.00
1,1-Dichloroethane	ND		1.00		ug/L		11/11/11 17:29	11/12/11 03:59	1.00
1,2-Dichloroethane	ND		1.00		ug/L		11/11/11 17:29	11/12/11 03:59	1.00
cis-1,2-Dichloroethene	ND		1.00		ug/L		11/11/11 17:29	11/12/11 03:59	1.00
1,1-Dichloroethene	**1.40**		1.00		ug/L		11/11/11 17:29	11/12/11 03:59	1.00
trans-1,2-Dichloroethene	ND		1.00		ug/L		11/11/11 17:29	11/12/11 03:59	1.00
1,2-Dichloropropane	ND		1.00		ug/L		11/11/11 17.29	11/12/11 03:59	1.00

Client Sample ID: MW-13D
Date Collected: 11/08/11 17:45
Date Received: 11/11/11 08:30

Lab Sample ID: NUK1664-08
Matrix: Water

5

Method: SW846 8260B - Volatile Organic Compounds by EPA Method 8260B (Continued)

Analyte	Result	Qualifier	RL	MDL	Unit	D	Prepared	Analyzed	Dil Fac
cis-1,3-Dichloropropene	ND		1.00		ug/L		11/11/11 17:29	11/12/11 03:59	1.00
trans-1,3-Dichloropropene	ND		1.00		ug/L		11/11/11 17:29	11/12/11 03:59	1.00
Methylene Chloride	ND		5.00		ug/L		11/11/11 17:29	11/12/11 03:59	1.00
1,1,2,2-Tetrachloroethane	ND		1.00		ug/L		11/11/11 17:29	11/12/11 03:59	1.00
Tetrachloroethene	**74.9**		1.00		ug/L		11/11/11 17:29	11/12/11 03:59	1.00
1,1,2-Trichloroethane	ND		1.00		ug/L		11/11/11 17:29	11/12/11 03:59	1.00
1,1,1-Trichloroethane	ND		1.00		ug/L		11/11/11 17:29	11/12/11 03:59	1.00
Trichloroethene	ND		1.00		ug/L		11/11/11 17:29	11/12/11 03:59	1.00
Trichlorofluoromethane	ND		1.00		ug/L		11/11/11 17:29	11/12/11 03:59	1.00
Vinyl chloride	ND		1.00		ug/L		11/11/11 17:29	11/12/11 03:59	1.00

Surrogate	*%Recovery*	*Qualifier*	*Limits*	*Prepared*	*Analyzed*	*Dil Fac*
1,2-Dichloroethane-d4	*99*		*70 - 130*	*11/11/11 17:29*	*11/12/11 03:59*	*1.00*
Dibromofluoromethane	*101*		*70 - 130*	*11/11/11 17:29*	*11/12/11 03:59*	*1.00*
Toluene-d8	*100*		*70 - 130*	*11/11/11 17:29*	*11/12/11 03:59*	*1.00*
4-Bromofluorobenzene	*100*		*70 - 130*	*11/11/11 17:29*	*11/12/11 03:59*	*1.00*

Client Sample ID: MW-7
Date Collected: 11/08/11 18:15
Date Received: 11/11/11 08:30

Lab Sample ID: NUK1664-09
Matrix: Water

Method: SW846 8260B - Volatile Organic Compounds by EPA Method 8260B

Analyte	Result	Qualifier	RL	MDL	Unit	D	Prepared	Analyzed	Dil Fac
Bromodichloromethane	ND		1.00		ug/L		11/11/11 17:29	11/12/11 04:27	1.00
Bromoform	ND		1.00		ug/L		11/11/11 17:29	11/12/11 04:27	1.00
Bromomethane	ND		1.00		ug/L		11/11/11 17:29	11/12/11 04:27	1.00
Carbon Tetrachloride	ND		1.00		ug/L		11/11/11 17:29	11/12/11 04:27	1.00
Chlorobenzene	ND		1.00		ug/L		11/11/11 17:29	11/12/11 04:27	1.00
Chlorodibromomethane	ND		1.00		ug/L		11/11/11 17:29	11/12/11 04:27	1.00
Chloroethane	ND		1.00		ug/L		11/11/11 17:29	11/12/11 04:27	1.00
Chloroform	ND		1.00		ug/L		11/11/11 17:29	11/12/11 04:27	1.00
Chloromethane	ND		1.00		ug/L		11/11/11 17:29	11/12/11 04:27	1.00
1,4-Dichlorobenzene	ND		1.00		ug/L		11/11/11 17:29	11/12/11 04:27	1.00
1,3-Dichlorobenzene	ND		1.00		ug/L		11/11/11 17:29	11/12/11 04:27	1.00
1,2-Dichlorobenzene	ND		1.00		ug/L		11/11/11 17.29	11/12/11 04:27	1.00
1,1-Dichloroethane	ND		1.00		ug/L		11/11/11 17:29	11/12/11 04:27	1.00
1,2-Dichloroethane	ND		1.00		ug/L		11/11/11 17:29	11/12/11 04:27	1.00
cis-1,2-Dichloroethene	ND		1.00		ug/L		11/11/11 17:29	11/12/11 04:27	1.00
1,1-Dichloroethene	ND		1.00		ug/L		11/11/11 17:29	11/12/11 04:27	1.00
trans-1,2-Dichloroethene	ND		1.00		ug/L		11/11/11 17:29	11/12/11 04:27	1.00
1,2-Dichloropropane	ND		1.00		ug/L		11/11/11 17:29	11/12/11 04:27	1.00
cis-1,3-Dichloropropene	ND		1.00		ug/L		11/11/11 17:29	11/12/11 04:27	1.00
trans-1,3-Dichloropropene	ND		1.00		ug/L		11/11/11 17:29	11/12/11 04:27	1.00
Methylene Chloride	ND		5.00		ug/L		11/11/11 17:29	11/12/11 04:27	1.00
1,1,2,2-Tetrachloroethane	ND		1.00		ug/L		11/11/11 17:29	11/12/11 04:27	1.00
Tetrachloroethene	ND		1.00		ug/L		11/11/11 17:29	11/12/11 04:27	1.00
1,1,2-Trichloroethane	ND		1.00		ug/L		11/11/11 17:29	11/12/11 04:27	1.00
1,1,1-Trichloroethane	ND		1.00		ug/L		11/11/11 17:29	11/12/11 04:27	1.00
Trichloroethene	ND		1.00		ug/L		11/11/11 17:29	11/12/11 04:27	1.00
Trichlorofluoromethane	ND		1.00		ug/L		11/11/11 17:29	11/12/11 04.27	1.00

Client: Hart & Hickman (2162)
Project/Site: GDR-006

TestAmerica Job ID: NUK1664

Client Sample ID: MW-7
Date Collected: 11/08/11 18:15
Date Received: 11/11/11 08:30

Lab Sample ID: NUK1664-09
Matrix: Water

Method: SW846 8260B - Volatile Organic Compounds by EPA Method 8260B (Continued)

Analyte	Result	Qualifier	RL	MDL	Unit	D	Prepared	Analyzed	Dil Fac
Vinyl chloride	ND		1.00		ug/L		11/11/11 17:29	11/12/11 04:27	1.00

Surrogate	*%Recovery*	*Qualifier*	*Limits*	*Prepared*	*Analyzed*	*Dil Fac*
1,2-Dichloroethane-d4	*98*		*70 - 130*	*11/11/11 17:29*	*11/12/11 04:27*	*1.00*
Dibromofluoromethane	*99*		*70 - 130*	*11/11/11 17:29*	*11/12/11 04:27*	*1.00*
Toluene-d8	*103*		*70 - 130*	*11/11/11 17:29*	*11/12/11 04:27*	*1.00*
4-Bromofluorobenzene	*98*		*70 - 130*	*11/11/11 17:29*	*11/12/11 04:27*	*1.00*

Client Sample ID: MW-9
Date Collected: 11/09/11 08:00
Date Received: 11/11/11 08:30

Lab Sample ID: NUK1664-10
Matrix: Water

Method: SW846 8260B - Volatile Organic Compounds by EPA Method 8260B

Analyte	Result	Qualifier	RL	MDL	Unit	D	Prepared	Analyzed	Dil Fac
Bromodichloromethane	ND		1.00		ug/L		11/11/11 17:29	11/12/11 04:54	1.00
Bromoform	ND		1.00		ug/L		11/11/11 17:29	11/12/11 04:54	1.00
Bromomethane	ND		1.00		ug/L		11/11/11 17:29	11/12/11 04:54	1.00
Carbon Tetrachloride	ND		1.00		ug/L		11/11/11 17:29	11/12/11 04:54	1.00
Chlorobenzene	ND		1.00		ug/L		11/11/11 17:29	11/12/11 04:54	1.00
Chlorodibromomethane	ND		1.00		ug/L		11/11/11 17:29	11/12/11 04:54	1.00
Chloroethane	ND		1.00		ug/L		11/11/11 17:29	11/12/11 04:54	1.00
Chloroform	ND		1.00		ug/L		11/11/11 17:29	11/12/11 04:54	1.00
Chloromethane	ND		1.00		ug/L		11/11/11 17:29	11/12/11 04:54	1.00
1,4-Dichlorobenzene	ND		1.00		ug/L		11/11/11 17:29	11/12/11 04:54	1.00
1,3-Dichlorobenzene	ND		1.00		ug/L		11/11/11 17:29	11/12/11 04:54	1.00
1,2-Dichlorobenzene	ND		1.00		ug/L		11/11/11 17:29	11/12/11 04:54	1.00
1,1-Dichloroethane	ND		1.00		ug/L		11/11/11 17:29	11/12/11 04:54	1.00
1,2-Dichloroethane	ND		1.00		ug/L		11/11/11 17:29	11/12/11 04:54	1.00
cis-1,2-Dichloroethene	**200**		1.00		ug/L		11/11/11 17:29	11/12/11 04:54	1.00
1,1-Dichloroethene	**19.7**		1.00		ug/L		11/11/11 17:29	11/12/11 04:54	1.00
trans-1,2-Dichloroethene	**1.47**		1.00		ug/L		11/11/11 17:29	11/12/11 04:54	1.00
1,2-Dichloropropane	ND		1.00		ug/L		11/11/11 17:29	11/12/11 04:54	1.00
cis-1,3-Dichloropropene	ND		1.00		ug/L		11/11/11 17:29	11/12/11 04:54	1.00
trans-1,3-Dichloropropene	ND		1.00		ug/L		11/11/11 17:29	11/12/11 04:54	1.00
Methylene Chloride	ND		5.00		ug/L		11/11/11 17.29	11/12/11 04:54	1.00
1,1,2,2-Tetrachloroethane	ND		1.00		ug/L		11/11/11 17:29	11/12/11 04:54	1.00
1,1,2-Trichloroethane	ND		1.00		ug/L		11/11/11 17:29	11/12/11 04:54	1.00
1,1,1-Trichloroethane	**1.20**		1.00		ug/L		11/11/11 17:29	11/12/11 04:54	1.00
Trichlorofluoromethane	ND		1.00		ug/L		11/11/11 17:29	11/12/11 04:54	1.00
Vinyl chloride	ND		1.00		ug/L		11/11/11 17:29	11/12/11 04:54	1.00

Surrogate	*%Recovery*	*Qualifier*	*Limits*	*Prepared*	*Analyzed*	*Dil Fac*
1,2-Dichloroethane-d4	*97*		*70 - 130*	*11/11/11 17:29*	*11/12/11 04:54*	*1.00*
Dibromofluoromethane	*98*		*70 - 130*	*11/11/11 17:29*	*11/12/11 04:54*	*1.00*
Toluene-d8	*109*		*70 - 130*	*11/11/11 17:29*	*11/12/11 04:54*	*1.00*
4-Bromofluorobenzene	*97*		*70 - 130*	*11/11/11 17:29*	*11/12/11 04:54*	*1.00*

Method: SW846 8260B - Volatile Organic Compounds by EPA Method 8260B - RE1

Analyte	Result	Qualifier	RL	MDL	Unit	D	Prepared	Analyzed	Dil Fac
Tetrachloroethene	**4000**		50.0		ug/L		11/11/11 17:29	11/12/11 18:00	50.0

Client Sample ID: MW-9
Date Collected: 11/09/11 08:00
Date Received: 11/11/11 08:30

Lab Sample ID: NUK1664-10
Matrix: Water

5

Method: SW846 8260B - Volatile Organic Compounds by EPA Method 8260B - RE1 (Continued)

Analyte	Result	Qualifier	RL	MDL	Unit	D	Prepared	Analyzed	Dil Fac
Trichloroethene	450		50.0		ug/L		11/11/11 17:29	11/12/11 18:00	50.0

Surrogate	*%Recovery*	*Qualifier*	*Limits*	*Prepared*	*Analyzed*	*Dil Fac*
1,2-Dichloroethane-d4	*102*		*70 - 130*	*11/11/11 17:29*	*11/12/11 18:00*	*50.0*
Dibromofluoromethane	*99*		*70 - 130*	*11/11/11 17:29*	*11/12/11 18:00*	*50.0*
Toluene-d8	*97*		*70 - 130*	*11/11/11 17:29*	*11/12/11 18:00*	*50.0*
4-Bromofluorobenzene	*102*		*70 - 130*	*11/11/11 17:29*	*11/12/11 18:00*	*50.0*

Client Sample ID: MW-9D
Date Collected: 11/09/11 08:35
Date Received: 11/11/11 08:30

Lab Sample ID: NUK1664-11
Matrix: Water

Method: SW846 8260B - Volatile Organic Compounds by EPA Method 8260B

Analyte	Result	Qualifier	RL	MDL	Unit	D	Prepared	Analyzed	Dil Fac
Bromodichloromethane	ND		1.00		ug/L		11/11/11 17:29	11/12/11 17:35	1.00
Bromoform	ND		1.00		ug/L		11/11/11 17:29	11/12/11 17:35	1.00
Bromomethane	ND		1.00		ug/L		11/11/11 17:29	11/12/11 17:35	1.00
Carbon Tetrachloride	ND		1.00		ug/L		11/11/11 17:29	11/12/11 17:35	1.00
Chlorobenzene	ND		1.00		ug/L		11/11/11 17:29	11/12/11 17:35	1.00
Chlorodibromomethane	ND		1.00		ug/L		11/11/11 17:29	11/12/11 17:35	1.00
Chloroethane	ND		1.00		ug/L		11/11/11 17:29	11/12/11 17:35	1.00
Chloroform	ND		1.00		ug/L		11/11/11 17:29	11/12/11 17:35	1.00
Chloromethane	ND		1.00		ug/L		11/11/11 17:29	11/12/11 17:35	1.00
1,4-Dichlorobenzene	ND		1.00		ug/L		11/11/11 17:29	11/12/11 17:35	1.00
1,3-Dichlorobenzene	ND		1.00		ug/L		11/11/11 17:29	11/12/11 17:35	1.00
1,2-Dichlorobenzene	ND		1.00		ug/L		11/11/11 17:29	11/12/11 17:35	1.00
1,1-Dichloroethane	ND		1.00		ug/L		11/11/11 17:29	11/12/11 17:35	1.00
1,2-Dichloroethane	ND		1.00		ug/L		11/11/11 17:29	11/12/11 17:35	1.00
cis-1,2-Dichloroethene	ND		1.00		ug/L		11/11/11 17:29	11/12/11 17:35	1.00
1,1-Dichloroethene	ND		1.00		ug/L		11/11/11 17:29	11/12/11 17:35	1.00
trans-1,2-Dichloroethene	ND		1.00		ug/L		11/11/11 17:29	11/12/11 17:35	1.00
1,2-Dichloropropane	ND		1.00		ug/L		11/11/11 17:29	11/12/11 17:35	1.00
cis-1,3-Dichloropropene	ND		1.00		ug/L		11/11/11 17:29	11/12/11 17:35	1.00
trans-1,3-Dichloropropene	ND		1.00		ug/L		11/11/11 17:29	11/12/11 17:35	1.00
Methylene Chloride	ND		5.00		ug/L		11/11/11 17:29	11/12/11 17:35	1.00
1,1,2,2-Tetrachloroethane	ND		1.00		ug/L		11/11/11 17:29	11/12/11 17:35	1.00
Tetrachloroethene	ND		1.00		ug/L		11/11/11 17:29	11/12/11 17:35	1.00
1,1,2-Trichloroethane	ND		1.00		ug/L		11/11/11 17:29	11/12/11 17:35	1.00
1,1,1-Trichloroethane	ND		1.00		ug/L		11/11/11 17:29	11/12/11 17:35	1.00
Trichloroethene	ND		1.00		ug/L		11/11/11 17:29	11/12/11 17:35	1.00
Trichlorofluoromethane	ND		1.00		ug/L		11/11/11 17:29	11/12/11 17:35	1.00
Vinyl chloride	ND		1.00		ug/L		11/11/11 17:29	11/12/11 17:35	1.00

Surrogate	*%Recovery*	*Qualifier*	*Limits*	*Prepared*	*Analyzed*	*Dil Fac*
1,2-Dichloroethane-d4	*103*		*70 - 130*	*11/11/11 17:29*	*11/12/11 17:35*	*1.00*
Dibromofluoromethane	*97*		*70 - 130*	*11/11/11 17:29*	*11/12/11 17:35*	*1.00*
Toluene-d8	*95*		*70 - 130*	*11/11/11 17:29*	*11/12/11 17:35*	*1.00*
4-Bromofluorobenzene	*96*		*70 - 130*	*11/11/11 17:29*	*11/12/11 17:35*	*1.00*

Client: Hart & Hickman (2162)
Project/Site: GDR-006

TestAmerica Job ID: NUK1664

Client Sample ID: MW-10D
Date Collected: 11/09/11 09:05
Date Received: 11/11/11 08:30

Lab Sample ID: NUK1664-12
Matrix: Water

Method: SW846 8260B - Volatile Organic Compounds by EPA Method 8260B - RE1

Analyte	Result	Qualifier	RL	MDL	Unit	D	Prepared	Analyzed	Dil Fac
Bromodichloromethane	ND		1.00		ug/L		11/11/11 17:29	11/12/11 17:04	1.00
Bromoform	ND		1.00		ug/L		11/11/11 17:29	11/12/11 17:04	1.00
Bromomethane	ND		1.00		ug/L		11/11/11 17:29	11/12/11 17:04	1.00
Carbon Tetrachloride	ND		1.00		ug/L		11/11/11 17:29	11/12/11 17:04	1.00
Chlorobenzene	ND		1.00		ug/L		11/11/11 17:29	11/12/11 17:04	1.00
Chlorodibromomethane	ND		1.00		ug/L		11/11/11 17:29	11/12/11 17:04	1.00
Chloroethane	ND		1.00		ug/L		11/11/11 17:29	11/12/11 17:04	1.00
Chloroform	ND		1.00		ug/L		11/11/11 17:29	11/12/11 17:04	1.00
Chloromethane	ND		1.00		ug/L		11/11/11 17:29	11/12/11 17:04	1.00
1,4-Dichlorobenzene	ND		1.00		ug/L		11/11/11 17:29	11/12/11 17:04	1.00
1,3-Dichlorobenzene	ND		1.00		ug/L		11/11/11 17:29	11/12/11 17:04	1.00
1,2-Dichlorobenzene	ND		1.00		ug/L		11/11/11 17:29	11/12/11 17:04	1.00
1,1-Dichloroethane	ND		1.00		ug/L		11/11/11 17:29	11/12/11 17:04	1.00
1,2-Dichloroethane	ND		1.00		ug/L		11/11/11 17:29	11/12/11 17:04	1.00
cis-1,2-Dichloroethene	ND		1.00		ug/L		11/11/11 17:29	11/12/11 17:04	1.00
1,1-Dichloroethene	ND		1.00		ug/L		11/11/11 17:29	11/12/11 17:04	1.00
trans-1,2-Dichloroethene	ND		1.00		ug/L		11/11/11 17:29	11/12/11 17:04	1.00
1,2-Dichloropropane	ND		1.00		ug/L		11/11/11 17:29	11/12/11 17:04	1.00
cis-1,3-Dichloropropene	ND		1.00		ug/L		11/11/11 17:29	11/12/11 17:04	1.00
trans-1,3-Dichloropropene	ND		1.00		ug/L		11/11/11 17:29	11/12/11 17:04	1.00
Methylene Chloride	ND		5.00		ug/L		11/11/11 17:29	11/12/11 17:04	1.00
1,1,2,2-Tetrachloroethane	ND		1.00		ug/L		11/11/11 17:29	11/12/11 17:04	1.00
Tetrachloroethene	ND		1.00		ug/L		11/11/11 17:29	11/12/11 17:04	1.00
1,1,2-Trichloroethane	ND		1.00		ug/L		11/11/11 17:29	11/12/11 17:04	1.00
1,1,1-Trichloroethane	ND		1.00		ug/L		11/11/11 17:29	11/12/11 17:04	1.00
Trichloroethene	ND		1.00		ug/L		11/11/11 17:29	11/12/11 17:04	1.00
Trichlorofluoromethane	ND		1.00		ug/L		11/11/11 17:29	11/12/11 17:04	1.00
Vinyl chloride	ND		1.00		ug/L		11/11/11 17:29	11/12/11 17:04	1.00

Surrogate	*%Recovery*	*Qualifier*	*Limits*	*Prepared*	*Analyzed*	*Dil Fac*
1,2-Dichloroethane-d4	*100*		*70 - 130*	*11/11/11 17:29*	*11/12/11 17:04*	*1.00*
Dibromofluoromethane	*98*		*70 - 130*	*11/11/11 17:29*	*11/12/11 17:04*	*1.00*
Toluene-d8	*97*		*70 - 130*	*11/11/11 17:29*	*11/12/11 17:04*	*1.00*
4-Bromofluorobenzene	*99*		*70 - 130*	*11/11/11 17:29*	*11/12/11 17:04*	*1.00*

Client Sample ID: MW-10
Date Collected: 11/09/11 09:20
Date Received: 11/11/11 08:30

Lab Sample ID: NUK1664-13
Matrix: Water

Method: SW846 8260B - Volatile Organic Compounds by EPA Method 8260B

Analyte	Result	Qualifier	RL	MDL	Unit	D	Prepared	Analyzed	Dil Fac
Bromodichloromethane	ND	RL1	5.00		ug/L		11/11/11 17:29	11/12/11 19:50	5.00
Bromoform	ND	RL1	5.00		ug/L		11/11/11 17:29	11/12/11 19:50	5.00
Bromomethane	ND	RL1	5.00		ug/L		11/11/11 17:29	11/12/11 19:50	5.00
Carbon Tetrachloride	ND	RL1	5.00		ug/L		11/11/11 17:29	11/12/11 19:50	5.00
Chlorobenzene	ND	RL1	5.00		ug/L		11/11/11 17:29	11/12/11 19:50	5.00
Chlorodibromomethane	ND	RL1	5.00		ug/L		11/11/11 17:29	11/12/11 19:50	5.00
Chloroethane	ND	RL1	5.00		ug/L		11/11/11 17:29	11/12/11 19:50	5.00
Chloroform	ND	RL1	5.00		ug/L		11/11/11 17:29	11/12/11 19:50	5.00
Chloromethane	ND	RL1	5.00		ug/L		11/11/11 17:29	11/12/11 19:50	5.00

Client: Hart & Hickman (2162)
Project/Site: GDR-006

TestAmerica Job ID: NUK1664

Client Sample ID: MW-10
Date Collected: 11/09/11 09:20
Date Received: 11/11/11 08:30

Lab Sample ID: NUK1664-13
Matrix: Water

5

Method: SW846 8260B - Volatile Organic Compounds by EPA Method 8260B (Continued)

Analyte	Result	Qualifier	RL	MDL	Unit	D	Prepared	Analyzed	Dil Fac
1,4-Dichlorobenzene	ND	RL1	5.00		ug/L		11/11/11 17:29	11/12/11 19:50	5.00
1,3-Dichlorobenzene	ND	RL1	5.00		ug/L		11/11/11 17:29	11/12/11 19:50	5.00
1,2-Dichlorobenzene	ND	RL1	5.00		ug/L		11/11/11 17:29	11/12/11 19:50	5.00
1,1-Dichloroethane	**8.80**		5.00		ug/L		11/11/11 17:29	11/12/11 19:50	5.00
1,2-Dichloroethane	ND	RL1	5.00		ug/L		11/11/11 17:29	11/12/11 19:50	5.00
1,1-Dichloroethene	**285**		5.00		ug/L		11/11/11 17:29	11/12/11 19:50	5.00
trans-1,2-Dichloroethene	ND	RL1	5.00		ug/L		11/11/11 17:29	11/12/11 19:50	5.00
1,2-Dichloropropane	ND	RL1	5.00		ug/L		11/11/11 17:29	11/12/11 19:50	5.00
cis-1,3-Dichloropropene	ND	RL1	5.00		ug/L		11/11/11 17:29	11/12/11 19:50	5.00
trans-1,3-Dichloropropene	ND	RL1	5.00		ug/L		11/11/11 17:29	11/12/11 19:50	5.00
Methylene Chloride	ND	RL1	25.0		ug/L		11/11/11 17:29	11/12/11 19:50	5.00
1,1,2,2-Tetrachloroethane	ND	RL1	5.00		ug/L		11/11/11 17:29	11/12/11 19:50	5.00
1,1,2-Trichloroethane	ND	RL1	5.00		ug/L		11/11/11 17:29	11/12/11 19:50	5.00
1,1,1-Trichloroethane	ND	RL1	5.00		ug/L		11/11/11 17:29	11/12/11 19:50	5.00
Trichloroethene	**154**		5.00		ug/L		11/11/11 17:29	11/12/11 19:50	5.00
Trichlorofluoromethane	ND	RL1	5.00		ug/L		11/11/11 17:29	11/12/11 19:50	5.00
Vinyl chloride	ND	RL1	5.00		ug/L		11/11/11 17:29	11/12/11 19:50	5.00

Surrogate	*%Recovery*	*Qualifier*	*Limits*	*Prepared*	*Analyzed*	*Dil Fac*
1,2-Dichloroethane-d4	*101*		*70 - 130*	*11/11/11 17:29*	*11/12/11 19:50*	*5.00*
Dibromofluoromethane	*96*		*70 - 130*	*11/11/11 17:29*	*11/12/11 19:50*	*5.00*
Toluene-d8	*104*		*70 - 130*	*11/11/11 17:29*	*11/12/11 19:50*	*5.00*
4-Bromofluorobenzene	*96*		*70 - 130*	*11/11/11 17:29*	*11/12/11 19:50*	*5.00*

Method: SW846 8260B - Volatile Organic Compounds by EPA Method 8260B - RE1

Analyte	Result	Qualifier	RL	MDL	Unit	D	Prepared	Analyzed	Dil Fac
cis-1,2-Dichloroethene	**4250**		50.0		ug/L		11/11/11 17:29	11/15/11 15:41	50.0
Tetrachloroethene	**4670**		50.0		ug/L		11/11/11 17:29	11/15/11 15:41	50.0

Surrogate	*%Recovery*	*Qualifier*	*Limits*	*Prepared*	*Analyzed*	*Dil Fac*
1,2-Dichloroethane-d4	*104*		*70 - 130*	*11/11/11 17:29*	*11/15/11 15:41*	*50.0*
Dibromofluoromethane	*96*		*70 - 130*	*11/11/11 17:29*	*11/15/11 15:41*	*50.0*
Toluene-d8	*96*		*70 - 130*	*11/11/11 17.29*	*11/15/11 15:41*	*50.0*
4-Bromofluorobenzene	*97*		*70 - 130*	*11/11/11 17.29*	*11/15/11 15.41*	*50.0*

Client Sample ID: MW-11
Date Collected: 11/09/11 09:35
Date Received: 11/11/11 08:30

Lab Sample ID: NUK1664-14
Matrix: Water

Method: SW846 8260B - Volatile Organic Compounds by EPA Method 8260B

Analyte	Result	Qualifier	RL	MDL	Unit	D	Prepared	Analyzed	Dil Fac
Bromodichloromethane	ND		1.00		ug/L		11/11/11 17:29	11/12/11 05:49	1.00
Bromoform	ND		1.00		ug/L		11/11/11 17:29	11/12/11 05:49	1.00
Bromomethane	ND		1.00		ug/L		11/11/11 17:29	11/12/11 05.49	1.00
Carbon Tetrachloride	ND		1.00		ug/L		11/11/11 17:29	11/12/11 05:49	1.00
Chlorobenzene	ND		1.00		ug/L		11/11/11 17:29	11/12/11 05:49	1.00
Chlorodibromomethane	ND		1.00		ug/L		11/11/11 17:29	11/12/11 05:49	1.00
Chloroethane	ND		1.00		ug/L		11/11/11 17:29	11/12/11 05:49	1.00
Chloroform	ND		1.00		ug/L		11/11/11 17:29	11/12/11 05:49	1.00
Chloromethane	ND		1.00		ug/L		11/11/11 17:29	11/12/11 05:49	1.00

Client: Hart & Hickman (2162)
Project/Site: GDR-006

TestAmerica Job ID: NUK1664

Client Sample ID: MW-11
Date Collected: 11/09/11 09:35
Date Received: 11/11/11 08:30

Lab Sample ID: NUK1664-14
Matrix: Water

Method: SW846 8260B - Volatile Organic Compounds by EPA Method 8260B (Continued)

Analyte	Result	Qualifier	RL	MDL	Unit	D	Prepared	Analyzed	Dil Fac
1,4-Dichlorobenzene	ND		1.00		ug/L		11/11/11 17:29	11/12/11 05:49	1.00
1,3-Dichlorobenzene	ND		1.00		ug/L		11/11/11 17:29	11/12/11 05:49	1.00
1,2-Dichlorobenzene	ND		1.00		ug/L		11/11/11 17:29	11/12/11 05:49	1.00
1,1-Dichloroethane	ND		1.00		ug/L		11/11/11 17:29	11/12/11 05:49	1.00
1,2-Dichloroethane	ND		1.00		ug/L		11/11/11 17:29	11/12/11 05:49	1.00
cis-1,2-Dichloroethene	ND		1.00		ug/L		11/11/11 17:29	11/12/11 05:49	1.00
1,1-Dichloroethene	ND		1.00		ug/L		11/11/11 17:29	11/12/11 05:49	1.00
trans-1,2-Dichloroethene	ND		1.00		ug/L		11/11/11 17:29	11/12/11 05:49	1.00
1,2-Dichloropropane	ND		1.00		ug/L		11/11/11 17:29	11/12/11 05:49	1.00
cis-1,3-Dichloropropene	ND		1.00		ug/L		11/11/11 17:29	11/12/11 05:49	1.00
trans-1,3-Dichloropropene	ND		1.00		ug/L		11/11/11 17:29	11/12/11 05:49	1.00
Methylene Chloride	ND		5.00		ug/L		11/11/11 17:29	11/12/11 05:49	1.00
1,1,2,2-Tetrachloroethane	ND		1.00		ug/L		11/11/11 17:29	11/12/11 05:49	1.00
Tetrachloroethene	ND	CF7	1.00		ug/L		11/11/11 17:29	11/12/11 05:49	1.00
1,1,2-Trichloroethane	ND		1.00		ug/L		11/11/11 17:29	11/12/11 05:49	1.00
1,1,1-Trichloroethane	ND		1.00		ug/L		11/11/11 17:29	11/12/11 05:49	1.00
Trichloroethene	ND		1.00		ug/L		11/11/11 17:29	11/12/11 05:49	1.00
Trichlorofluoromethane	ND		1.00		ug/L		11/11/11 17:29	11/12/11 05:49	1.00
Vinyl chloride	ND		1.00		ug/L		11/11/11 17:29	11/12/11 05:49	1.00

Surrogate	*%Recovery*	*Qualifier*	*Limits*	*Prepared*	*Analyzed*	*Dil Fac*
1,2-Dichloroethane-d4	*98*		*70 - 130*	*11/11/11 17:29*	*11/12/11 05:49*	*1.00*
Dibromofluoromethane	*99*		*70 - 130*	*11/11/11 17:29*	*11/12/11 05:49*	*1.00*
Toluene-d8	*100*		*70 - 130*	*11/11/11 17:29*	*11/12/11 05:49*	*1.00*
4-Bromofluorobenzene	*98*		*70 - 130*	*11/11/11 17:29*	*11/12/11 05:49*	*1.00*

Client Sample ID: MW-2
Date Collected: 11/09/11 09:45
Date Received: 11/11/11 08:30

Lab Sample ID: NUK1664-15
Matrix: Water

Method: SW846 8260B - Volatile Organic Compounds by EPA Method 8260B

Analyte	Result	Qualifier	RL	MDL	Unit	D	Prepared	Analyzed	Dil Fac
Bromodichloromethane	ND		1.00		ug/L		11/11/11 17:29	11/12/11 06:17	1.00
Bromoform	ND		1.00		ug/L		11/11/11 17:29	11/12/11 06:17	1.00
Bromomethane	ND		1.00		ug/L		11/11/11 17:29	11/12/11 06:17	1.00
Carbon Tetrachloride	ND		1.00		ug/L		11/11/11 17:29	11/12/11 06:17	1.00
Chlorobenzene	ND		1.00		ug/L		11/11/11 17:29	11/12/11 06:17	1.00
Chlorodibromomethane	ND		1.00		ug/L		11/11/11 17:29	11/12/11 06:17	1.00
Chloroethane	ND		1.00		ug/L		11/11/11 17:29	11/12/11 06:17	1.00
Chloroform	ND		1.00		ug/L		11/11/11 17:29	11/12/11 06:17	1.00
Chloromethane	ND		1.00		ug/L		11/11/11 17:29	11/12/11 06.17	1.00
1,4-Dichlorobenzene	ND		1.00		ug/L		11/11/11 17:29	11/12/11 06:17	1.00
1,3-Dichlorobenzene	ND		1.00		ug/L		11/11/11 17:29	11/12/11 06:17	1.00
1,2-Dichlorobenzene	ND		1.00		ug/L		11/11/11 17:29	11/12/11 06:17	1.00
1,1-Dichloroethane	ND		1.00		ug/L		11/11/11 17:29	11/12/11 06:17	1.00
1,2-Dichloroethane	ND		1.00		ug/L		11/11/11 17:29	11/12/11 06:17	1.00
cis-1,2-Dichloroethene	ND		1.00		ug/L		11/11/11 17:29	11/12/11 06:17	1.00
1,1-Dichloroethene	ND		1.00		ug/L		11/11/11 17:29	11/12/11 06:17	1.00
trans-1,2-Dichloroethene	ND		1.00		ug/L		11/11/11 17:29	11/12/11 06:17	1.00
1,2-Dichloropropane	ND		1.00		ug/L		11/11/11 17:29	11/12/11 06:17	1.00

Client: Hart & Hickman (2162)
Project/Site: GDR-006

TestAmerica Job ID: NUK1664

Client Sample ID: MW-2
Date Collected: 11/09/11 09:45
Date Received: 11/11/11 08:30

Lab Sample ID: NUK1664-15
Matrix: Water

5

Method: SW846 8260B - Volatile Organic Compounds by EPA Method 8260B (Continued)

Analyte	Result	Qualifier	RL	MDL	Unit	D	Prepared	Analyzed	Dil Fac
cis-1,3-Dichloropropene	ND		1.00		ug/L		11/11/11 17:29	11/12/11 06:17	1.00
trans-1,3-Dichloropropene	ND		1.00		ug/L		11/11/11 17:29	11/12/11 06:17	1.00
Methylene Chloride	ND		5.00		ug/L		11/11/11 17:29	11/12/11 06:17	1.00
1,1,2,2-Tetrachloroethane	ND		1.00		ug/L		11/11/11 17:29	11/12/11 06:17	1.00
Tetrachloroethene	**1.86**		1.00		ug/L		11/11/11 17:29	11/12/11 06:17	1.00
1,1,2-Trichloroethane	ND		1.00		ug/L		11/11/11 17:29	11/12/11 06:17	1.00
1,1,1-Trichloroethane	ND		1.00		ug/L		11/11/11 17:29	11/12/11 06:17	1.00
Trichloroethene	ND		1.00		ug/L		11/11/11 17:29	11/12/11 06:17	1.00
Trichlorofluoromethane	ND		1.00		ug/L		11/11/11 17:29	11/12/11 06:17	1.00
Vinyl chloride	ND		1.00		ug/L		11/11/11 17:29	11/12/11 06:17	1.00

Surrogate	*%Recovery*	*Qualifier*	*Limits*	*Prepared*	*Analyzed*	*Dil Fac*
1,2-Dichloroethane-d4	*96*		*70 - 130*	*11/11/11 17:29*	*11/12/11 06:17*	*1.00*
Dibromofluoromethane	*97*		*70 - 130*	*11/11/11 17:29*	*11/12/11 06:17*	*1.00*
Toluene-d8	*100*		*70 - 130*	*11/11/11 17:29*	*11/12/11 06:17*	*1.00*
4-Bromofluorobenzene	*97*		*70 - 130*	*11/11/11 17:29*	*11/12/11 06:17*	*1.00*

Client Sample ID: MW-5
Date Collected: 11/09/11 10:00
Date Received: 11/11/11 08:30

Lab Sample ID: NUK1664-16
Matrix: Water

Method: SW846 8260B - Volatile Organic Compounds by EPA Method 8260B

Analyte	Result	Qualifier	RL	MDL	Unit	D	Prepared	Analyzed	Dil Fac
Bromodichloromethane	ND		1.00		ug/L		11/11/11 17:29	11/12/11 06:44	1.00
Bromoform	ND		1.00		ug/L		11/11/11 17:29	11/12/11 06:44	1.00
Bromomethane	ND		1.00		ug/L		11/11/11 17:29	11/12/11 06:44	1.00
Carbon Tetrachloride	ND		1.00		ug/L		11/11/11 17:29	11/12/11 06:44	1.00
Chlorobenzene	ND		1.00		ug/L		11/11/11 17:29	11/12/11 06:44	1.00
Chlorodibromomethane	ND		1.00		ug/L		11/11/11 17:29	11/12/11 06:44	1.00
Chloroethane	ND		1.00		ug/L		11/11/11 17:29	11/12/11 06:44	1.00
Chloroform	ND		1.00		ug/L		11/11/11 17:29	11/12/11 06.44	1.00
Chloromethane	ND		1.00		ug/L		11/11/11 17:29	11/12/11 06:44	1.00
1,4-Dichlorobenzene	ND		1.00		ug/L		11/11/11 17:29	11/12/11 06:44	1.00
1,3-Dichlorobenzene	ND		1.00		ug/L		11/11/11 17:29	11/12/11 06:44	1.00
1,2-Dichlorobenzene	ND		1.00		ug/L		11/11/11 17:29	11/12/11 06:44	1.00
1,1-Dichloroethane	ND		1.00		ug/L		11/11/11 17:29	11/12/11 06:44	1.00
1,2-Dichloroethane	ND		1.00		ug/L		11/11/11 17:29	11/12/11 06:44	1.00
cis-1,2-Dichloroethene	ND		1.00		ug/L		11/11/11 17:29	11/12/11 06:44	1.00
1,1-Dichloroethene	ND		1.00		ug/L		11/11/11 17:29	11/12/11 06:44	1.00
trans-1,2-Dichloroethene	ND		1.00		ug/L		11/11/11 17:29	11/12/11 06:44	1.00
1,2-Dichloropropane	ND		1.00		ug/L		11/11/11 17:29	11/12/11 06:44	1.00
cis-1,3-Dichloropropene	ND		1.00		ug/L		11/11/11 17:29	11/12/11 06:44	1.00
trans-1,3-Dichloropropene	ND		1.00		ug/L		11/11/11 17:29	11/12/11 06:44	1.00
Methylene Chloride	ND		5.00		ug/L		11/11/11 17:29	11/12/11 06:44	1.00
1,1,2,2-Tetrachloroethane	ND		1.00		ug/L		11/11/11 17:29	11/12/11 06:44	1.00
Tetrachloroethene	**1.55**		1.00		ug/L		11/11/11 17:29	11/12/11 06:44	1.00
1,1,2-Trichloroethane	ND		1.00		ug/L		11/11/11 17:29	11/12/11 06:44	1.00
1,1,1-Trichloroethane	ND		1.00		ug/L		11/11/11 17:29	11/12/11 06:44	1.00
Trichloroethene	ND		1.00		ug/L		11/11/11 17:29	11/12/11 06:44	1.00
Trichlorofluoromethane	ND		1.00		ug/L		11/11/11 17:29	11/12/11 06:44	1.00

Client Sample ID: MW-5
Date Collected: 11/09/11 10:00
Date Received: 11/11/11 08:30

Lab Sample ID: NUK1664-16
Matrix: Water

Method: SW846 8260B - Volatile Organic Compounds by EPA Method 8260B (Continued)

Analyte	Result	Qualifier	RL	MDL	Unit	D	Prepared	Analyzed	Dil Fac
Vinyl chloride	ND		1.00		ug/L		11/11/11 17:29	11/12/11 06:44	1.00

Surrogate	*%Recovery*	*Qualifier*	*Limits*	*Prepared*	*Analyzed*	*Dil Fac*
1,2-Dichloroethane-d4	*99*		*70 - 130*	*11/11/11 17:29*	*11/12/11 06:44*	*1.00*
Dibromofluoromethane	*99*		*70 - 130*	*11/11/11 17:29*	*11/12/11 06:44*	*1.00*
Toluene-d8	*97*		*70 - 130*	*11/11/11 17:29*	*11/12/11 06:44*	*1.00*
4-Bromofluorobenzene	*98*		*70 - 130*	*11/11/11 17:29*	*11/12/11 06:44*	*1.00*

Client Sample ID: MW-6
Date Collected: 11/09/11 10:20
Date Received: 11/11/11 08:30

Lab Sample ID: NUK1664-17
Matrix: Water

Method: SW846 8260B - Volatile Organic Compounds by EPA Method 8260B

Analyte	Result	Qualifier	RL	MDL	Unit	D	Prepared	Analyzed	Dil Fac
Bromodichloromethane	ND		1.00		ug/L		11/11/11 17:29	11/12/11 07:12	1.00
Bromoform	ND		1.00		ug/L		11/11/11 17:29	11/12/11 07:12	1.00
Bromomethane	ND		1.00		ug/L		11/11/11 17:29	11/12/11 07:12	1.00
Carbon Tetrachloride	ND		1.00		ug/L		11/11/11 17:29	11/12/11 07:12	1.00
Chlorobenzene	ND		1.00		ug/L		11/11/11 17:29	11/12/11 07:12	1.00
Chlorodibromomethane	ND		1.00		ug/L		11/11/11 17:29	11/12/11 07:12	1.00
Chloroethane	ND		1.00		ug/L		11/11/11 17:29	11/12/11 07:12	1.00
Chloroform	ND		1.00		ug/L		11/11/11 17:29	11/12/11 07:12	1.00
Chloromethane	ND		1.00		ug/L		11/11/11 17:29	11/12/11 07:12	1.00
1,4-Dichlorobenzene	ND		1.00		ug/L		11/11/11 17:29	11/12/11 07:12	1.00
1,3-Dichlorobenzene	ND		1.00		ug/L		11/11/11 17:29	11/12/11 07:12	1.00
1,2-Dichlorobenzene	ND		1.00		ug/L		11/11/11 17:29	11/12/11 07:12	1.00
1,1-Dichloroethane	ND		1.00		ug/L		11/11/11 17:29	11/12/11 07:12	1.00
1,2-Dichloroethane	ND		1.00		ug/L		11/11/11 17:29	11/12/11 07:12	1.00
cis-1,2-Dichloroethene	ND		1.00		ug/L		11/11/11 17:29	11/12/11 07:12	1.00
1,1-Dichloroethene	ND		1.00		ug/L		11/11/11 17:29	11/12/11 07:12	1.00
trans-1,2-Dichloroethene	ND		1.00		ug/L		11/11/11 17:29	11/12/11 07:12	1.00
1,2-Dichloropropane	ND		1.00		ug/L		11/11/11 17:29	11/12/11 07:12	1.00
cis-1,3-Dichloropropene	ND		1.00		ug/L		11/11/11 17:29	11/12/11 07:12	1.00
trans-1,3-Dichloropropene	ND		1.00		ug/L		11/11/11 17:29	11/12/11 07:12	1.00
Methylene Chloride	ND		5.00		ug/L		11/11/11 17:29	11/12/11 07:12	1.00
1,1,2,2-Tetrachloroethane	ND		1.00		ug/L		11/11/11 17:29	11/12/11 07:12	1.00
Tetrachloroethene	ND		1.00		ug/L		11/11/11 17:29	11/12/11 07:12	1.00
1,1,2-Trichloroethane	ND		1.00		ug/L		11/11/11 17:29	11/12/11 07:12	1.00
1,1,1-Trichloroethane	ND		1.00		ug/L		11/11/11 17:29	11/12/11 07:12	1.00
Trichloroethene	ND		1.00		ug/L		11/11/11 17:29	11/12/11 07:12	1.00
Trichlorofluoromethane	ND		1.00		ug/L		11/11/11 17:29	11/12/11 07:12	1.00
Vinyl chloride	ND		1.00		ug/L		11/11/11 17:29	11/12/11 07:12	1.00

Surrogate	*%Recovery*	*Qualifier*	*Limits*	*Prepared*	*Analyzed*	*Dil Fac*
1,2-Dichloroethane-d4	*97*		*70 - 130*	*11/11/11 17:29*	*11/12/11 07:12*	*1.00*
Dibromofluoromethane	*99*		*70 - 130*	*11/11/11 17:29*	*11/12/11 07:12*	*1.00*
Toluene-d8	*97*		*70 - 130*	*11/11/11 17:29*	*11/12/11 07:12*	*1.00*
4-Bromofluorobenzene	*99*		*70 - 130*	*11/11/11 17:29*	*11/12/11 07:12*	*1.00*

Client: Hart & Hickman (2162)
Project/Site: GDR-006

TestAmerica Job ID: NUK1664

Client Sample ID: MW-8
Date Collected: 11/09/11 10:40
Date Received: 11/11/11 08:30

Lab Sample ID: NUK1664-18
Matrix: Water

5

Method: SW846 8260B - Volatile Organic Compounds by EPA Method 8260B

Analyte	Result	Qualifier	RL	MDL	Unit	D	Prepared	Analyzed	Dil Fac
Bromodichloromethane	ND		1.00		ug/L		11/11/11 17:29	11/12/11 07:39	1.00
Bromoform	ND		1.00		ug/L		11/11/11 17:29	11/12/11 07:39	1.00
Bromomethane	ND		1.00		ug/L		11/11/11 17:29	11/12/11 07:39	1.00
Carbon Tetrachloride	ND		1.00		ug/L		11/11/11 17:29	11/12/11 07:39	1.00
Chlorobenzene	ND		1.00		ug/L		11/11/11 17:29	11/12/11 07:39	1.00
Chlorodibromomethane	ND		1.00		ug/L		11/11/11 17:29	11/12/11 07:39	1.00
Chloroethane	ND		1.00		ug/L		11/11/11 17:29	11/12/11 07:39	1.00
Chloroform	ND		1.00		ug/L		11/11/11 17:29	11/12/11 07:39	1.00
Chloromethane	ND		1.00		ug/L		11/11/11 17:29	11/12/11 07:39	1.00
1,4-Dichlorobenzene	ND		1.00		ug/L		11/11/11 17:29	11/12/11 07:39	1.00
1,3-Dichlorobenzene	ND		1.00		ug/L		11/11/11 17:29	11/12/11 07:39	1.00
1,2-Dichlorobenzene	ND		1.00		ug/L		11/11/11 17:29	11/12/11 07:39	1.00
1,1-Dichloroethane	ND		1.00		ug/L		11/11/11 17:29	11/12/11 07:39	1.00
1,2-Dichloroethane	ND		1.00		ug/L		11/11/11 17:29	11/12/11 07:39	1.00
cis-1,2-Dichloroethene	ND		1.00		ug/L		11/11/11 17:29	11/12/11 07:39	1.00
1,1-Dichloroethene	ND		1.00		ug/L		11/11/11 17:29	11/12/11 07:39	1.00
trans-1,2-Dichloroethene	ND		1.00		ug/L		11/11/11 17:29	11/12/11 07:39	1.00
1,2-Dichloropropane	ND		1.00		ug/L		11/11/11 17:29	11/12/11 07:39	1.00
cis-1,3-Dichloropropene	ND		1.00		ug/L		11/11/11 17:29	11/12/11 07:39	1.00
trans-1,3-Dichloropropene	ND		1.00		ug/L		11/11/11 17:29	11/12/11 07:39	1.00
Methylene Chloride	ND		5.00		ug/L		11/11/11 17:29	11/12/11 07:39	1.00
1,1,2,2-Tetrachloroethane	ND		1.00		ug/L		11/11/11 17:29	11/12/11 07:39	1.00
1,1,2-Trichloroethane	ND		1.00		ug/L		11/11/11 17:29	11/12/11 07:39	1.00
1,1,1-Trichloroethane	ND		1.00		ug/L		11/11/11 17:29	11/12/11 07:39	1.00
Trichloroethene	**5.31**		1.00		ug/L		11/11/11 17:29	11/12/11 07:39	1.00
Trichlorofluoromethane	ND		1.00		ug/L		11/11/11 17:29	11/12/11 07:39	1.00
Vinyl chloride	ND		1.00		ug/L		11/11/11 17:29	11/12/11 07:39	1.00

Surrogate	*%Recovery*	*Qualifier*	*Limits*	*Prepared*	*Analyzed*	*Dil Fac*
1,2-Dichloroethane-d4	*100*		*70 - 130*	*11/11/11 17:29*	*11/12/11 07:39*	*1.00*
Dibromofluoromethane	*100*		*70 - 130*	*11/11/11 17:29*	*11/12/11 07:39*	*1.00*
Toluene-d8	*102*		*70 - 130*	*11/11/11 17:29*	*11/12/11 07:39*	*1.00*
4-Bromofluorobenzene	*99*		*70 - 130*	*11/11/11 17:29*	*11/12/11 07:39*	*1.00*

Method: SW846 8260B - Volatile Organic Compounds by EPA Method 8260B - RE1

Analyte	Result	Qualifier	RL	MDL	Unit	D	Prepared	Analyzed	Dil Fac
Tetrachloroethene	**276**		5.00		ug/L		11/11/11 17:29	11/12/11 18:27	5.00

Surrogate	*%Recovery*	*Qualifier*	*Limits*	*Prepared*	*Analyzed*	*Dil Fac*
1,2-Dichloroethane-d4	*103*		*70 - 130*	*11/11/11 17:29*	*11/12/11 18:27*	*5.00*
Dibromofluoromethane	*98*		*70 - 130*	*11/11/11 17:29*	*11/12/11 18:27*	*5.00*
Toluene-d8	*98*		*70 - 130*	*11/11/11 17:29*	*11/12/11 18:27*	*5.00*
4-Bromofluorobenzene	*101*		*70 - 130*	*11/11/11 17:29*	*11/12/11 18:27*	*5.00*

Client: Hart & Hickman (2162)
Project/Site: GDR-006

TestAmerica Job ID: NUK1664

Client Sample ID: MW-3
Date Collected: 11/09/11 11:00
Date Received: 11/11/11 08:30

Lab Sample ID: NUK1664-19
Matrix: Water

Method: SW846 8260B - Volatile Organic Compounds by EPA Method 8260B

Analyte	Result	Qualifier	RL	MDL	Unit	D	Prepared	Analyzed	Dil Fac
Bromodichloromethane	ND		1.00		ug/L		11/11/11 17:29	11/12/11 08:07	1.00
Bromoform	ND		1.00		ug/L		11/11/11 17:29	11/12/11 08:07	1.00
Bromomethane	ND		1.00		ug/L		11/11/11 17:29	11/12/11 08:07	1.00
Carbon Tetrachlonde	ND		1.00		ug/L		11/11/11 17:29	11/12/11 08:07	1.00
Chlorobenzene	ND		1.00		ug/L		11/11/11 17:29	11/12/11 08.07	1.00
Chlorodibromomethane	ND		1.00		ug/L		11/11/11 17:29	11/12/11 08.07	1.00
Chloroethane	ND		1.00		ug/L		11/11/11 17:29	11/12/11 08:07	1.00
Chloroform	ND		1.00		ug/L		11/11/11 17:29	11/12/11 08:07	1.00
Chloromethane	ND		1.00		ug/L		11/11/11 17:29	11/12/11 08:07	1.00
1,4-Dichlorobenzene	ND		1.00		ug/L		11/11/11 17:29	11/12/11 08:07	1.00
1,3-Dichlorobenzene	ND		1.00		ug/L		11/11/11 17:29	11/12/11 08:07	1.00
1,2-Dichlorobenzene	ND		1.00		ug/L		11/11/11 17:29	11/12/11 08.07	1.00
1,1-Dichloroethane	ND		1.00		ug/L		11/11/11 17:29	11/12/11 08:07	1.00
1,2-Dichloroethane	ND		1.00		ug/L		11/11/11 17:29	11/12/11 08:07	1.00
cis-1,2-Dichloroethene	ND		1.00		ug/L		11/11/11 17:29	11/12/11 08:07	1.00
1,1-Dichloroethene	ND		1.00		ug/L		11/11/11 17:29	11/12/11 08:07	1.00
trans-1,2-Dichloroethene	ND		1.00		ug/L		11/11/11 17:29	11/12/11 08:07	1.00
1,2-Dichloropropane	ND		1.00		ug/L		11/11/11 17:29	11/12/11 08:07	1.00
cis-1,3-Dichloropropene	ND		1.00		ug/L		11/11/11 17:29	11/12/11 08:07	1.00
trans-1,3-Dichloropropene	ND		1.00		ug/L		11/11/11 17:29	11/12/11 08:07	1.00
Methylene Chloride	ND		5.00		ug/L		11/11/11 17:29	11/12/11 08:07	1.00
1,1,2,2-Tetrachloroethane	ND		1.00		ug/L		11/11/11 17:29	11/12/11 08:07	1.00
Tetrachloroethene	**140**		1.00		ug/L		11/11/11 17:29	11/12/11 08:07	1.00
1,1,2-Trichloroethane	ND		1.00		ug/L		11/11/11 17:29	11/12/11 08:07	1.00
1,1,1-Trichloroethane	ND		1.00		ug/L		11/11/11 17:29	11/12/11 08:07	1.00
Trichloroethene	**3.23**		1.00		ug/L		11/11/11 17:29	11/12/11 08:07	1.00
Trichlorofluoromethane	ND		1.00		ug/L		11/11/11 17:29	11/12/11 08:07	1.00
Vinyl chloride	ND		1.00		ug/L		11/11/11 17:29	11/12/11 08:07	1.00

Surrogate	*%Recovery*	*Qualifier*	*Limits*	*Prepared*	*Analyzed*	*Dil Fac*
1,2-Dichloroethane-d4	*98*		*70 - 130*	*11/11/11 17:29*	*11/12/11 08:07*	*1.00*
Dibromofluoromethane	*98*		*70 - 130*	*11/11/11 17:29*	*11/12/11 08:07*	*1.00*
Toluene-d8	*101*		*70 - 130*	*11/11/11 17:29*	*11/12/11 08:07*	*1.00*
4-Bromofluorobenzene	*98*		*70 - 130*	*11/11/11 17:29*	*11/12/11 08:07*	*1.00*

Client Sample ID: MW-3DI
Date Collected: 11/09/11 11:50
Date Received: 11/11/11 08:30

Lab Sample ID: NUK1664-20
Matrix: Water

Method: SW846 8260B - Volatile Organic Compounds by EPA Method 8260B

Analyte	Result	Qualifier	RL	MDL	Unit	D	Prepared	Analyzed	Dil Fac
Bromodichloromethane	ND		1.00		ug/L		11/11/11 17:29	11/12/11 08:34	1.00
Bromoform	ND		1.00		ug/L		11/11/11 17:29	11/12/11 08:34	1.00
Bromomethane	ND		1.00		ug/L		11/11/11 17:29	11/12/11 08:34	1.00
Carbon Tetrachloride	ND		1.00		ug/L		11/11/11 17:29	11/12/11 08:34	1.00
Chlorobenzene	ND		1.00		ug/L		11/11/11 17:29	11/12/11 08:34	1.00
Chlorodibromomethane	ND		1.00		ug/L		11/11/11 17:29	11/12/11 08:34	1.00
Chloroethane	ND		1.00		ug/L		11/11/11 17:29	11/12/11 08.34	1.00
Chloroform	ND		1.00		ug/L		11/11/11 17:29	11/12/11 08:34	1.00
Chloromethane	ND		1.00		ug/L		11/11/11 17:29	11/12/11 08:34	1.00

Client: Hart & Hickman (2162)
Project/Site: GDR-006

TestAmerica Job ID: NUK1664

Client Sample ID: MW-3DI
Date Collected: 11/09/11 11:50
Date Received: 11/11/11 08:30

Lab Sample ID: NUK1664-20
Matrix: Water

5

Method: SW846 8260B - Volatile Organic Compounds by EPA Method 8260B (Continued)

Analyte	Result	Qualifier	RL	MDL	Unit	D	Prepared	Analyzed	Dil Fac
1,4-Dichlorobenzene	ND		1.00		ug/L		11/11/11 17:29	11/12/11 08:34	1.00
1,3-Dichlorobenzene	ND		1.00		ug/L		11/11/11 17:29	11/12/11 08:34	1.00
1,2-Dichlorobenzene	ND		1.00		ug/L		11/11/11 17:29	11/12/11 08:34	1.00
1,1-Dichloroethane	ND		1.00		ug/L		11/11/11 17:29	11/12/11 08:34	1.00
1,2-Dichloroethane	ND		1.00		ug/L		11/11/11 17:29	11/12/11 08:34	1.00
cis-1,2-Dichloroethene	ND		1.00		ug/L		11/11/11 17:29	11/12/11 08:34	1.00
1,1-Dichloroethene	ND		1.00		ug/L		11/11/11 17:29	11/12/11 08:34	1.00
trans-1,2-Dichloroethene	ND		1.00		ug/L		11/11/11 17:29	11/12/11 08:34	1.00
1,2-Dichloropropane	ND		1.00		ug/L		11/11/11 17:29	11/12/11 08:34	1.00
cis-1,3-Dichloropropene	ND		1.00		ug/L		11/11/11 17:29	11/12/11 08:34	1.00
trans-1,3-Dichloropropene	ND		1.00		ug/L		11/11/11 17:29	11/12/11 08:34	1.00
Methylene Chloride	ND		5.00		ug/L		11/11/11 17:29	11/12/11 08:34	1.00
1,1,2,2-Tetrachloroethane	ND		1.00		ug/L		11/11/11 17:29	11/12/11 08:34	1.00
Tetrachloroethene	ND		1.00		ug/L		11/11/11 17:29	11/12/11 08:34	1.00
1,1,2-Trichloroethane	ND		1.00		ug/L		11/11/11 17:29	11/12/11 08:34	1.00
1,1,1-Trichloroethane	ND		1.00		ug/L		11/11/11 17:29	11/12/11 08:34	1.00
Trichloroethene	ND		1.00		ug/L		11/11/11 17:29	11/12/11 08:34	1.00
Trichlorofluoromethane	ND		1.00		ug/L		11/11/11 17:29	11/12/11 08:34	1.00
Vinyl chloride	ND		1.00		ug/L		11/11/11 17:29	11/12/11 08:34	1.00

Surrogate	*%Recovery*	*Qualifier*	*Limits*	*Prepared*	*Analyzed*	*Dil Fac*
1,2-Dichloroethane-d4	*98*		*70 - 130*	*11/11/11 17:29*	*11/12/11 08:34*	*1.00*
Dibromofluoromethane	*99*		*70 - 130*	*11/11/11 17:29*	*11/12/11 08.34*	*1.00*
Toluene-d8	*96*		*70 - 130*	*11/11/11 17:29*	*11/12/11 08:34*	*1.00*
4-Bromofluorobenzene	*97*		*70 - 130*	*11/11/11 17:29*	*11/12/11 08.34*	*1.00*

Client Sample ID: MW-3D
Date Collected: 11/09/11 11:50
Date Received: 11/11/11 08:30

Lab Sample ID: NUK1664-21
Matrix: Water

Method: SW846 8260B - Volatile Organic Compounds by EPA Method 8260B

Analyte	Result	Qualifier	RL	MDL	Unit	D	Prepared	Analyzed	Dil Fac
Bromodichloromethane	ND		1.00		ug/L		11/11/11 17:29	11/12/11 09:02	1.00
Bromoform	ND		1.00		ug/L		11/11/11 17:29	11/12/11 09:02	1.00
Bromomethane	ND		1.00		ug/L		11/11/11 17:29	11/12/11 09:02	1.00
Carbon Tetrachloride	ND		1.00		ug/L		11/11/11 17:29	11/12/11 09.02	1.00
Chlorobenzene	ND		1.00		ug/L		11/11/11 17:29	11/12/11 09.02	1.00
Chlorodibromomethane	ND		1.00		ug/L		11/11/11 17:29	11/12/11 09:02	1.00
Chloroethane	ND		1.00		ug/L		11/11/11 17:29	11/12/11 09:02	1.00
Chloroform	ND		1.00		ug/L		11/11/11 17:29	11/12/11 09:02	1.00
Chloromethane	ND		1.00		ug/L		11/11/11 17:29	11/12/11 09:02	1.00
1,4-Dichlorobenzene	ND		1.00		ug/L		11/11/11 17:29	11/12/11 09:02	1.00
1,3-Dichlorobenzene	ND		1.00		ug/L		11/11/11 17:29	11/12/11 09:02	1.00
1,2-Dichlorobenzene	ND		1.00		ug/L		11/11/11 17:29	11/12/11 09:02	1.00
1,1-Dichloroethane	ND		1.00		ug/L		11/11/11 17:29	11/12/11 09:02	1.00
1,2-Dichloroethane	ND		1.00		ug/L		11/11/11 17:29	11/12/11 09:02	1.00
cis-1,2-Dichloroethene	**9.93**		1.00		ug/L		11/11/11 17:29	11/12/11 09:02	1.00
1,1-Dichloroethene	**10.8**		1.00		ug/L		11/11/11 17:29	11/12/11 09:02	1.00
trans-1,2-Dichloroethene	ND		1.00		ug/L		11/11/11 17:29	11/12/11 09:02	1.00
1,2-Dichloropropane	ND		1.00		ug/L		11/11/11 17:29	11/12/11 09:02	1.00

Client: Hart & Hickman (2162)
Project/Site: GDR-006

TestAmerica Job ID: NUK1664

Client Sample ID: MW-3D
Date Collected: 11/09/11 11:50
Date Received: 11/11/11 08:30

Lab Sample ID: NUK1664-21
Matrix: Water

Method: SW846 8260B - Volatile Organic Compounds by EPA Method 8260B (Continued)

Analyte	Result	Qualifier	RL	MDL	Unit	D	Prepared	Analyzed	Dil Fac
cis-1,3-Dichloropropene	ND		1.00		ug/L		11/11/11 17:29	11/12/11 09:02	1.00
trans-1,3-Dichloropropene	ND		1.00		ug/L		11/11/11 17:29	11/12/11 09:02	1.00
Methylene Chloride	ND		5.00		ug/L		11/11/11 17:29	11/12/11 09:02	1.00
1,1,2,2-Tetrachloroethane	ND		1.00		ug/L		11/11/11 17:29	11/12/11 09:02	1.00
1,1,2-Trichloroethane	ND		1.00		ug/L		11/11/11 17:29	11/12/11 09:02	1.00
1,1,1-Trichloroethane	ND		1.00		ug/L		11/11/11 17:29	11/12/11 09:02	1.00
Trichloroethene	**4.01**		1.00		ug/L		11/11/11 17:29	11/12/11 09:02	1.00
Trichlorofluoromethane	ND		1.00		ug/L		11/11/11 17:29	11/12/11 09:02	1.00
Vinyl chloride	ND		1.00		ug/L		11/11/11 17:29	11/12/11 09:02	1.00

Surrogate	*%Recovery*	*Qualifier*	*Limits*	*Prepared*	*Analyzed*	*Dil Fac*
1,2-Dichloroethane-d4	*99*		*70 - 130*	*11/11/11 17:29*	*11/12/11 09:02*	*1.00*
Dibromofluoromethane	*99*		*70 - 130*	*11/11/11 17:29*	*11/12/11 09:02*	*1.00*
Toluene-d8	*101*		*70 - 130*	*11/11/11 17:29*	*11/12/11 09:02*	*1.00*
4-Bromofluorobenzene	*98*		*70 - 130*	*11/11/11 17:29*	*11/12/11 09:02*	*1.00*

Method: SW846 8260B - Volatile Organic Compounds by EPA Method 8260B - RE1

Analyte	Result	Qualifier	RL	MDL	Unit	D	Prepared	Analyzed	Dil Fac
Tetrachloroethene	**526**		10.0		ug/L		11/11/11 17:29	11/12/11 18:55	10.0

Surrogate	*%Recovery*	*Qualifier*	*Limits*	*Prepared*	*Analyzed*	*Dil Fac*
1,2-Dichloroethane-d4	*100*		*70 - 130*	*11/11/11 17:29*	*11/12/11 18:55*	*10.0*
Dibromofluoromethane	*98*		*70 - 130*	*11/11/11 17:29*	*11/12/11 18:55*	*10.0*
Toluene-d8	*101*		*70 - 130*	*11/11/11 17:29*	*11/12/11 18:55*	*10.0*
4-Bromofluorobenzene	*96*		*70 - 130*	*11/11/11 17:29*	*11/12/11 18:55*	*10.0*

Client Sample ID: MW-1
Date Collected: 11/09/11 12:10
Date Received: 11/11/11 08:30

Lab Sample ID: NUK1664-22
Matrix: Water

Method: SW846 8260B - Volatile Organic Compounds by EPA Method 8260B

Analyte	Result	Qualifier	RL	MDL	Unit	D	Prepared	Analyzed	Dil Fac
Bromodichloromethane	ND	RL1	20.0		ug/L		11/11/11 17:29	11/12/11 20:17	20.0
Bromoform	ND	RL1	20.0		ug/L		11/11/11 17:29	11/12/11 20:17	20.0
Bromomethane	ND	RL1	20.0		ug/L		11/11/11 17:29	11/12/11 20:17	20.0
Carbon Tetrachloride	ND	RL1	20.0		ug/L		11/11/11 17:29	11/12/11 20:17	20.0
Chlorobenzene	ND	RL1	20.0		ug/L		11/11/11 17:29	11/12/11 20:17	20.0
Chlorodibromomethane	ND	RL1	20.0		ug/L		11/11/11 17:29	11/12/11 20:17	20.0
Chloroethane	ND	RL1	20.0		ug/L		11/11/11 17:29	11/12/11 20:17	20.0
Chloroform	ND	RL1	20.0		ug/L		11/11/11 17:29	11/12/11 20:17	20.0
Chloromethane	ND	RL1	20.0		ug/L		11/11/11 17:29	11/12/11 20:17	20.0
1,4-Dichlorobenzene	ND	RL1	20.0		ug/L		11/11/11 17:29	11/12/11 20:17	20.0
1,3-Dichlorobenzene	ND	RL1	20.0		ug/L		11/11/11 17:29	11/12/11 20:17	20.0
1,2-Dichlorobenzene	ND	RL1	20.0		ug/L		11/11/11 17:29	11/12/11 20:17	20.0
1,1-Dichloroethane	ND	RL1	20.0		ug/L		11/11/11 17:29	11/12/11 20:17	20.0
1,2-Dichloroethane	ND	RL1	20.0		ug/L		11/11/11 17:29	11/12/11 20:17	20.0
cis-1,2-Dichloroethene	**265**		20.0		ug/L		11/11/11 17:29	11/12/11 20:17	20.0
1,1-Dichloroethene	ND	RL1	20.0		ug/L		11/11/11 17:29	11/12/11 20:17	20.0
trans-1,2-Dichloroethene	ND	RL1	20.0		ug/L		11/11/11 17:29	11/12/11 20:17	20.0
1,2-Dichloropropane	ND	RL1	20.0		ug/L		11/11/11 17:29	11/12/11 20:17	20.0

Client: Hart & Hickman (2162)
Project/Site: GDR-006

TestAmerica Job ID: NUK1664

Client Sample ID: MW-1
Date Collected: 11/09/11 12:10
Date Received: 11/11/11 08:30

Lab Sample ID: NUK1664-22
Matrix: Water

5

Method: SW846 8260B - Volatile Organic Compounds by EPA Method 8260B (Continued)

Analyte	Result	Qualifier	RL	MDL	Unit	D	Prepared	Analyzed	Dil Fac
cis-1,3-Dichloropropene	ND	RL1	20.0		ug/L		11/11/11 17:29	11/12/11 20:17	20.0
trans-1,3-Dichloropropene	ND	RL1	20.0		ug/L		11/11/11 17:29	11/12/11 20:17	20.0
Methylene Chloride	ND	RL1	100		ug/L		11/11/11 17:29	11/12/11 20:17	20.0
1,1,2,2-Tetrachloroethane	ND	RL1	20.0		ug/L		11/11/11 17:29	11/12/11 20:17	20.0
Tetrachloroethene	**2320**		20.0		ug/L		11/11/11 17:29	11/12/11 20:17	20.0
1,1,2-Trichloroethane	ND	RL1	20.0		ug/L		11/11/11 17:29	11/12/11 20:17	20.0
1,1,1-Trichloroethane	ND	RL1	20.0		ug/L		11/11/11 17:29	11/12/11 20:17	20.0
Trichloroethene	**35.0**		20.0		ug/L		11/11/11 17:29	11/12/11 20:17	20.0
Trichlorofluoromethane	ND	RL1	20.0		ug/L		11/11/11 17:29	11/12/11 20:17	20.0
Vinyl chloride	ND	RL1	20.0		ug/L		11/11/11 17:29	11/12/11 20:17	20.0

Surrogate	*%Recovery*	*Qualifier*	*Limits*	*Prepared*	*Analyzed*	*Dil Fac*
1,2-Dichloroethane-d4	*97*		*70 - 130*	*11/11/11 17:29*	*11/12/11 20:17*	*20.0*
Dibromofluoromethane	*96*		*70 - 130*	*11/11/11 17:29*	*11/12/11 20:17*	*20.0*
Toluene-d8	*103*		*70 - 130*	*11/11/11 17:29*	*11/12/11 20:17*	*20.0*
4-Bromofluorobenzene	*99*		*70 - 130*	*11/11/11 17:29*	*11/12/11 20:17*	*20.0*

Client Sample ID: Trip Blank
Date Collected: 11/09/11 00:01
Date Received: 11/11/11 08:30

Lab Sample ID: NUK1664-23
Matrix: Water

Method: SW846 8260B - Volatile Organic Compounds by EPA Method 8260B - RE1

Analyte	Result	Qualifier	RL	MDL	Unit	D	Prepared	Analyzed	Dil Fac
Bromodichloromethane	ND		1.00		ug/L		11/11/11 17:29	11/15/11 14:18	1.00
Bromoform	ND		1.00		ug/L		11/11/11 17:29	11/15/11 14:18	1.00
Bromomethane	ND		1.00		ug/L		11/11/11 17:29	11/15/11 14:18	1.00
Carbon Tetrachloride	ND		1.00		ug/L		11/11/11 17:29	11/15/11 14:18	1.00
Chlorobenzene	ND		1.00		ug/L		11/11/11 17:29	11/15/11 14:18	1.00
Chlorodibromomethane	ND		1.00		ug/L		11/11/11 17:29	11/15/11 14:18	1.00
Chloroethane	ND		1.00		ug/L		11/11/11 17:29	11/15/11 14.18	1.00
Chloroform	**1.13**		1.00		ug/L		11/11/11 17:29	11/15/11 14:18	1.00
Chloromethane	ND		1.00		ug/L		11/11/11 17:29	11/15/11 14:18	1.00
1,4-Dichlorobenzene	ND		1.00		ug/L		11/11/11 17:29	11/15/11 14:18	1.00
1,3-Dichlorobenzene	ND		1.00		ug/L		11/11/11 17:29	11/15/11 14:18	1.00
1,2-Dichlorobenzene	ND		1.00		ug/L		11/11/11 17:29	11/15/11 14.18	1.00
1,1-Dichloroethane	ND		1.00		ug/L		11/11/11 17:29	11/15/11 14:18	1.00
1,2-Dichloroethane	ND		1.00		ug/L		11/11/11 17:29	11/15/11 14:18	1.00
cis-1,2-Dichloroethene	ND		1.00		ug/L		11/11/11 17:29	11/15/11 14:18	1.00
1,1-Dichloroethene	ND		1.00		ug/L		11/11/11 17:29	11/15/11 14:18	1.00
trans-1,2-Dichloroethene	ND		1.00		ug/L		11/11/11 17:29	11/15/11 14:18	1.00
1,2-Dichloropropane	ND		1.00		ug/L		11/11/11 17:29	11/15/11 14:18	1.00
cis-1,3-Dichloropropene	ND		1.00		ug/L		11/11/11 17:29	11/15/11 14:18	1.00
trans-1,3-Dichloropropene	ND		1.00		ug/L		11/11/11 17:29	11/15/11 14:18	1.00
Methylene Chloride	ND		5.00		ug/L		11/11/11 17:29	11/15/11 14:18	1.00
1,1,2,2-Tetrachloroethane	ND		1.00		ug/L		11/11/11 17:29	11/15/11 14:18	1.00
Tetrachloroethene	ND		1.00		ug/L		11/11/11 17:29	11/15/11 14:18	1.00
1,1,2-Trichloroethane	ND		1.00		ug/L		11/11/11 17:29	11/15/11 14:18	1.00
1,1,1-Trichloroethane	ND		1.00		ug/L		11/11/11 17.29	11/15/11 14:18	1.00
Trichloroethene	ND		1.00		ug/L		11/11/11 17:29	11/15/11 14:18	1.00
Trichlorofluoromethane	ND		1.00		ug/L		11/11/11 17:29	11/15/11 14:18	1.00

Client: Hart & Hickman (2162)
Project/Site: GDR-006

TestAmerica Job ID: NUK1664

Client Sample ID: Trip Blank
Date Collected: 11/09/11 00:01
Date Received: 11/11/11 08:30

Lab Sample ID: NUK1664-23
Matrix: Water

Method: SW846 8260B - Volatile Organic Compounds by EPA Method 8260B - RE1 (Continued)

Analyte	Result	Qualifier	RL	MDL	Unit	D	Prepared	Analyzed	Dil Fac
Vinyl chloride	ND		1.00		ug/L		11/11/11 17.29	11/15/11 14:18	1.00

Surrogate	*%Recovery*	*Qualifier*	*Limits*	*Prepared*	*Analyzed*	*Dil Fac*
1,2-Dichloroethane-d4	*100*		*70 - 130*	*11/11/11 17.29*	*11/15/11 14:18*	*1.00*
Dibromofluoromethane	*94*		*70 - 130*	*11/11/11 17:29*	*11/15/11 14:18*	*1.00*
Toluene-d8	*99*		*70 - 130*	*11/11/11 17:29*	*11/15/11 14:18*	*1.00*
4-Bromofluorobenzene	*98*		*70 - 130*	*11/11/11 17:29*	*11/15/11 14:18*	*1.00*

Method: SW846 8260B - Volatile Organic Compounds by EPA Method 8260B

Lab Sample ID: 11K2970-BLK1
Matrix: Water
Analysis Batch: U020217

Client Sample ID: Method Blank
Prep Type: Total
Prep Batch: 11K2970_P

Analyte	Blank Result	Blank Qualifier	RL	MDL	Unit	D	Prepared	Analyzed	Dil Fac
Bromodichloromethane	ND		1.00		ug/L		11/11/11 13:57	11/12/11 15:28	1.00
Bromoform	ND		1.00		ug/L		11/11/11 13:57	11/12/11 15:28	1.00
Bromomethane	ND		1.00		ug/L		11/11/11 13:57	11/12/11 15:28	1.00
Carbon Tetrachloride	ND		1.00		ug/L		11/11/11 13:57	11/12/11 15:28	1.00
Chlorobenzene	ND		1.00		ug/L		11/11/11 13:57	11/12/11 15:28	1.00
Chlorodibromomethane	ND		1.00		ug/L		11/11/11 13:57	11/12/11 15:28	1.00
Chloroethane	ND		1.00		ug/L		11/11/11 13:57	11/12/11 15:28	1.00
Chloroform	ND		1.00		ug/L		11/11/11 13:57	11/12/11 15:28	1.00
Chloromethane	ND		1.00		ug/L		11/11/11 13:57	11/12/11 15:28	1.00
1,4-Dichlorobenzene	ND		1.00		ug/L		11/11/11 13:57	11/12/11 15:28	1.00
1,3-Dichlorobenzene	ND		1.00		ug/L		11/11/11 13:57	11/12/11 15:28	1.00
1,2-Dichlorobenzene	ND		1.00		ug/L		11/11/11 13:57	11/12/11 15:28	1.00
1,1-Dichloroethane	ND		1.00		ug/L		11/11/11 13:57	11/12/11 15:28	1.00
1,2-Dichloroethane	ND		1.00		ug/L		11/11/11 13:57	11/12/11 15:28	1.00
cis-1,2-Dichloroethene	ND		1.00		ug/L		11/11/11 13:57	11/12/11 15:28	1.00
1,1-Dichloroethene	ND		1.00		ug/L		11/11/11 13:57	11/12/11 15:28	1.00
trans-1,2-Dichloroethene	ND		1.00		ug/L		11/11/11 13:57	11/12/11 15:28	1.00
1,2-Dichloropropane	ND		1.00		ug/L		11/11/11 13:57	11/12/11 15:28	1.00
cis-1,3-Dichloropropene	ND		1.00		ug/L		11/11/11 13:57	11/12/11 15:28	1.00
trans-1,3-Dichloropropene	ND		1.00		ug/L		11/11/11 13:57	11/12/11 15:28	1.00
Methylene Chloride	ND		5.00		ug/L		11/11/11 13:57	11/12/11 15:28	1.00
1,1,2,2-Tetrachloroethane	ND		1.00		ug/L		11/11/11 13:57	11/12/11 15:28	1.00
Tetrachloroethene	ND		1.00		ug/L		11/11/11 13:57	11/12/11 15:28	1.00
1,1,2-Trichloroethane	ND		1.00		ug/L		11/11/11 13:57	11/12/11 15:28	1.00
1,1,1-Trichloroethane	ND		1.00		ug/L		11/11/11 13.57	11/12/11 15:28	1.00
Trichloroethene	ND		1.00		ug/L		11/11/11 13:57	11/12/11 15:28	1.00
Trichlorofluoromethane	ND		1.00		ug/L		11/11/11 13:57	11/12/11 15.28	1.00
Vinyl chloride	ND		1.00		ug/L		11/11/11 13:57	11/12/11 15:28	1.00

Surrogate	*Blank %Recovery*	*Blank Qualifier*	*Limits*	*Prepared*	*Analyzed*	*Dil Fac*
1,2-Dichloroethane-d4	*102*		*70 - 130*	*11/11/11 13:57*	*11/12/11 15:28*	*1.00*
Dibromofluoromethane	*97*		*70 - 130*	*11/11/11 13:57*	*11/12/11 15:28*	*1.00*
Toluene-d8	*95*		*70 - 130*	*11/11/11 13:57*	*11/12/11 15.28*	*1.00*
4-Bromofluorobenzene	*99*		*70 - 130*	*11/11/11 13:57*	*11/12/11 15:28*	*1.00*

Lab Sample ID: 11K2970-BS1
Matrix: Water
Analysis Batch: U020217

Client Sample ID: Lab Control Sample
Prep Type: Total
Prep Batch: 11K2970_P

Analyte	Spike Added	LCS Result	LCS Qualifier	Unit	D	%Rec	%Rec. Limits
Bromodichloromethane	20.0	17.8		ug/L		89	75 - 129
Bromoform	20.0	13.4		ug/L		67	46 - 145
Bromomethane	20.0	14.2		ug/L		71	41 - 150
Carbon Tetrachloride	20.0	19.0		ug/L		95	64 - 147
Chlorobenzene	20.0	21.2		ug/L		106	80 - 120
Chlorodibromomethane	20.0	16.4		ug/L		82	69 - 133
Chloroethane	20.0	16.1		ug/L		80	72 - 120
Chloroform	20.0	21.7		ug/L		108	73 - 129
Chloromethane	20.0	9.89		ug/L		49	12 - 150

Method: SW846 8260B - Volatile Organic Compounds by EPA Method 8260B (Continued)

Lab Sample ID: 11K2970-BS1
Matrix: Water
Analysis Batch: U020217

Client Sample ID: Lab Control Sample
Prep Type: Total
Prep Batch: 11K2970_P

Analyte	Spike Added	LCS Result	LCS Qualifier	Unit	D	%Rec	%Rec. Limits
1,4-Dichlorobenzene	20.0	21.6		ug/L		108	80 - 120
1,3-Dichlorobenzene	20.0	21.4		ug/L		107	80 - 122
1,2-Dichlorobenzene	20.0	21.6		ug/L		108	80 - 121
1,1-Dichloroethane	20.0	20.4		ug/L		102	78 - 125
1,2-Dichloroethane	20.0	20.5		ug/L		102	77 - 121
cis-1,2-Dichloroethene	20.0	20.4		ug/L		102	76 - 125
1,1-Dichloroethene	20.0	19.3		ug/L		96	79 - 124
trans-1,2-Dichloroethene	20.0	20.0		ug/L		100	79 - 126
1,2-Dichloropropane	20.0	18.8		ug/L		94	75 - 120
cis-1,3-Dichloropropene	20.0	19.4		ug/L		97	74 - 140
trans-1,3-Dichloropropene	20.0	17.9		ug/L		90	63 - 134
Methylene Chloride	20.0	18.9		ug/L		94	79 - 123
1,1,2,2-Tetrachloroethane	20.0	21.5		ug/L		108	69 - 131
Tetrachloroethene	20.0	19.0		ug/L		95	80 - 126
1,1,2-Trichloroethane	20.0	20.4		ug/L		102	80 - 124
1,1,1-Trichloroethane	20.0	20.1		ug/L		100	78 - 135
Trichloroethene	20.0	20.5		ug/L		102	80 - 123
Trichlorofluoromethane	20.0	17.6		ug/L		88	65 - 124
Vinyl chloride	20.0	17.0		ug/L		85	68 - 120

Surrogate	*LCS %Recovery*	*LCS Qualifier*	*Limits*
1,2-Dichloroethane-d4	*103*		*70 - 130*
Dibromofluoromethane	*102*		*70 - 130*
Toluene-d8	*98*		*70 - 130*
4-Bromofluorobenzene	*101*		*70 - 130*

Lab Sample ID: 11K2970-BSD1
Matrix: Water
Analysis Batch: U020217

Client Sample ID: Lab Control Sample Dup
Prep Type: Total
Prep Batch: 11K2970_P

Analyte	Spike Added	LCS Dup Result	LCS Dup Qualifier	Unit	D	%Rec	%Rec. Limits	RPD	RPD Limit
Bromodichloromethane	20.0	18.6		ug/L		93	75 - 129	4	18
Bromoform	20.0	13.5		ug/L		68	46 - 145	1	16
Bromomethane	20.0	13.4		ug/L		67	41 - 150	5	50
Carbon Tetrachloride	20.0	19.8		ug/L		99	64 - 147	4	19
Chlorobenzene	20.0	22.0		ug/L		110	80 - 120	4	14
Chlorodibromomethane	20.0	16.8		ug/L		84	69 - 133	2	15
Chloroethane	20.0	16.6		ug/L		83	72 - 120	3	20
Chloroform	20.0	22.2		ug/L		111	73 - 129	2	18
Chloromethane	20.0	10.4		ug/L		52	12 - 150	5	31
1,4-Dichlorobenzene	20.0	22.5		ug/L		112	80 - 120	4	15
1,3-Dichlorobenzene	20.0	22.3		ug/L		111	80 - 122	4	15
1,2-Dichlorobenzene	20.0	22.6		ug/L		113	80 - 121	5	15
1,1-Dichloroethane	20.0	20.8		ug/L		104	78 - 125	2	17
1,2-Dichloroethane	20.0	20.9		ug/L		105	77 - 121	2	17
cis-1,2-Dichloroethene	20.0	20.5		ug/L		102	76 - 125	0.7	17
1,1-Dichloroethene	20.0	20.5		ug/L		103	79 - 124	6	17
trans-1,2-Dichloroethene	20.0	20.7		ug/L		104	79 - 126	3	16
1,2-Dichloropropane	20.0	19.5		ug/L		97	75 - 120	3	17

Method: SW846 8260B - Volatile Organic Compounds by EPA Method 8260B (Continued)

Lab Sample ID: 11K2970-BSD1
Matrix: Water
Analysis Batch: U020217

Client Sample ID: Lab Control Sample Dup
Prep Type: Total
Prep Batch: 11K2970_P

Analyte	Spike Added	LCS Dup Result	LCS Dup Qualifier	Unit	D	%Rec	%Rec. Limits	RPD	RPD Limit
cis-1,3-Dichloropropene	20.0	19.8		ug/L		99	74 - 140	2	15
trans-1,3-Dichloropropene	20.0	18.2		ug/L		91	63 - 134	1	14
Methylene Chloride	20.0	19.7		ug/L		98	79 - 123	4	17
1,1,2,2-Tetrachloroethane	20.0	22.8		ug/L		114	69 - 131	6	20
Tetrachloroethene	20.0	19.6		ug/L		98	80 - 126	4	16
1,1,2-Trichloroethane	20.0	21.2		ug/L		106	80 - 124	4	15
1,1,1-Trichloroethane	20.0	20.8		ug/L		104	78 - 135	4	17
Trichloroethene	20.0	21.7		ug/L		109	80 - 123	6	17
Trichlorofluoromethane	20.0	17.9		ug/L		90	65 - 124	2	18
Vinyl chloride	20.0	17.8		ug/L		89	68 - 120	4	17

Surrogate	*LCS Dup %Recovery*	*LCS Dup Qualifier*	*Limits*
1,2-Dichloroethane-d4	*101*		*70 - 130*
Dibromofluoromethane	*99*		*70 - 130*
Toluene-d8	*94*		*70 - 130*
4-Bromofluorobenzene	*99*		*70 - 130*

Lab Sample ID: 11K2970-MS1
Matrix: Water
Analysis Batch: U020217

Client Sample ID: MW-3D
Prep Type: Total
Prep Batch: 11K2970_P

Analyte	Sample Result	Sample Qualifier	Spike Added	Matrix Spike Result	Matrix Spike Qualifier	Unit	D	%Rec	%Rec. Limits
Bromodichloromethane	ND		500	420		ug/L		84	70 - 140
Bromoform	ND		500	343		ug/L		69	42 - 147
Bromomethane	ND		500	284		ug/L		57	16 - 163
Carbon Tetrachloride	ND		500	428		ug/L		86	62 - 164
Chlorobenzene	ND		500	467		ug/L		93	80 - 129
Chlorodibromomethane	ND		500	414		ug/L		83	66 - 140
Chloroethane	ND		500	386		ug/L		77	58 - 137
Chloroform	ND		500	510		ug/L		102	66 - 138
Chloromethane	ND		500	204		ug/L		41	10 - 169
1,4-Dichlorobenzene	ND		500	487		ug/L		97	78 - 126
1,3-Dichlorobenzene	ND		500	488		ug/L		98	77 - 131
1,2-Dichlorobenzene	ND		500	501		ug/L		100	79 - 128
1,1-Dichloroethane	ND		500	433		ug/L		87	71 - 139
1,2-Dichloroethane	14.8		500	432		ug/L		83	64 - 136
cis-1,2-Dichloroethene	11.6		500	431		ug/L		84	68 - 138
1,1-Dichloroethene	11.1		500	415		ug/L		81	70 - 142
trans-1,2-Dichloroethene	ND		500	394		ug/L		79	66 - 143
1,2-Dichloropropane	ND		500	424		ug/L		85	67 - 131
cis-1,3-Dichloropropene	ND		500	436		ug/L		87	71 - 141
trans-1,3-Dichloropropene	ND		500	393		ug/L		79	59 - 135
Methylene Chloride	ND		500	398		ug/L		80	64 - 139
1,1,2,2-Tetrachloroethane	ND		500	509		ug/L		102	56 - 143
Tetrachloroethene	526		500	901		ug/L		75	72 - 145
1,1,2-Trichloroethane	ND		500	492		ug/L		98	74 - 134
1,1,1-Trichloroethane	ND		500	456		ug/L		91	76 - 149
Trichloroethene	5.10		500	452		ug/L		89	73 - 144
Trichlorofluoromethane	ND		500	426		ug/L		85	58 - 139

Method: SW846 8260B - Volatile Organic Compounds by EPA Method 8260B (Continued)

Lab Sample ID: 11K2970-MS1
Matrix: Water
Analysis Batch: U020217

Client Sample ID: MW-3D
Prep Type: Total
Prep Batch: 11K2970_P

Analyte	Sample Result	Sample Qualifier	Spike Added	Matrix Spike Result	Matrix Spike Qualifier	Unit	D	%Rec	%Rec. Limits
Vinyl chloride	ND		500	349		ug/L		70	56 - 129

Surrogate	*Matrix Spike %Recovery*	*Matrix Spike Qualifier*	*Limits*
1,2-Dichloroethane-d4	*96*		*70 - 130*
Dibromofluoromethane	*98*		*70 - 130*
Toluene-d8	*101*		*70 - 130*
4-Bromofluorobenzene	*99*		*70 - 130*

Lab Sample ID: 11K2970-MSD1
Matrix: Water
Analysis Batch: U020217

Client Sample ID: MW-3D
Prep Type: Total
Prep Batch: 11K2970_P

Analyte	Sample Result	Sample Qualifier	Spike Added	Matrix Spike Dup Result	Matrix Spike Dup Qualifier	Unit	D	%Rec	%Rec. Limits	RPD	RPD Limit
Bromodichloromethane	ND		500	432		ug/L		86	70 - 140	3	18
Bromoform	ND		500	365		ug/L		73	42 - 147	6	16
Bromomethane	ND		500	258		ug/L		52	16 - 163	10	50
Carbon Tetrachloride	ND		500	452		ug/L		90	62 - 164	5	19
Chlorobenzene	ND		500	481		ug/L		96	80 - 129	3	14
Chlorodibromomethane	ND		500	440		ug/L		88	66 - 140	6	15
Chloroethane	ND		500	343		ug/L		69	58 - 137	12	20
Chloroform	ND		500	518		ug/L		104	66 - 138	2	18
Chloromethane	ND		500	205		ug/L		41	10 - 169	0.3	31
1,4-Dichlorobenzene	ND		500	508		ug/L		102	78 - 126	4	15
1,3-Dichlorobenzene	ND		500	502		ug/L		100	77 - 131	3	15
1,2-Dichlorobenzene	ND		500	506		ug/L		101	79 - 128	1	15
1,1-Dichloroethane	ND		500	445		ug/L		89	71 - 139	3	17
1,2-Dichloroethane	14.8		500	444		ug/L		86	64 - 136	3	17
cis-1,2-Dichloroethene	11.6		500	441		ug/L		86	68 - 138	2	17
1,1-Dichloroethene	11.1		500	429		ug/L		84	70 - 142	3	17
trans-1,2-Dichloroethene	ND		500	395		ug/L		79	66 - 143	0.08	16
1,2-Dichloropropane	ND		500	427		ug/L		85	67 - 131	0.8	17
cis-1,3-Dichloropropene	ND		500	465		ug/L		93	71 - 141	6	15
trans-1,3-Dichloropropene	ND		500	428		ug/L		86	59 - 135	8	14
Methylene Chloride	ND		500	406		ug/L		81	64 - 139	2	17
1,1,2,2-Tetrachloroethane	ND		500	529		ug/L		106	56 - 143	4	20
Tetrachloroethene	526		500	937		ug/L		82	72 - 145	4	16
1,1,2-Trichloroethane	ND		500	519		ug/L		104	74 - 134	5	15
1,1,1-Trichloroethane	ND		500	477		ug/L		95	76 - 149	5	17
Trichloroethene	5.10		500	461		ug/L		91	73 - 144	2	17
Trichlorofluoromethane	ND		500	394		ug/L		79	58 - 139	8	18
Vinyl chloride	ND		500	327		ug/L		65	56 - 129	7	17

Surrogate	*Matrix Spike Dup %Recovery*	*Matrix Spike Dup Qualifier*	*Limits*
1,2-Dichloroethane-d4	*94*		*70 - 130*
Dibromofluoromethane	*100*		*70 - 130*
Toluene-d8	*102*		*70 - 130*
4-Bromofluorobenzene	*97*		*70 - 130*

Method: SW846 8260B - Volatile Organic Compounds by EPA Method 8260B (Continued)

Lab Sample ID: 11K3077-BLK1
Matrix: Water
Analysis Batch: U020000

Client Sample ID: Method Blank
Prep Type: Total
Prep Batch: 11K3077_P

Analyte	Blank Result	Blank Qualifier	RL	MDL	Unit	D	Prepared	Analyzed	Dil Fac
Bromodichloromethane	ND		1.00		ug/L		11/11/11 17:29	11/12/11 02:09	1.00
Bromoform	ND		1.00		ug/L		11/11/11 17:29	11/12/11 02:09	1.00
Bromomethane	ND		1.00		ug/L		11/11/11 17:29	11/12/11 02:09	1.00
Carbon Tetrachloride	ND		1.00		ug/L		11/11/11 17:29	11/12/11 02:09	1.00
Chlorobenzene	ND		1.00		ug/L		11/11/11 17:29	11/12/11 02:09	1.00
Chlorodibromomethane	ND		1.00		ug/L		11/11/11 17:29	11/12/11 02:09	1.00
Chloroethane	ND		1.00		ug/L		11/11/11 17:29	11/12/11 02:09	1.00
Chloroform	ND		1.00		ug/L		11/11/11 17:29	11/12/11 02:09	1.00
Chloromethane	ND		1.00		ug/L		11/11/11 17:29	11/12/11 02:09	1.00
1,4-Dichlorobenzene	ND		1.00		ug/L		11/11/11 17:29	11/12/11 02:09	1.00
1,3-Dichlorobenzene	ND		1.00		ug/L		11/11/11 17:29	11/12/11 02:09	1.00
1,2-Dichlorobenzene	ND		1.00		ug/L		11/11/11 17:29	11/12/11 02:09	1.00
1,1-Dichloroethane	ND		1.00		ug/L		11/11/11 17:29	11/12/11 02:09	1.00
1,2-Dichloroethane	ND		1.00		ug/L		11/11/11 17:29	11/12/11 02:09	1.00
cis-1,2-Dichloroethene	ND		1.00		ug/L		11/11/11 17:29	11/12/11 02:09	1.00
1,1-Dichloroethene	ND		1.00		ug/L		11/11/11 17:29	11/12/11 02:09	1.00
trans-1,2-Dichloroethene	ND		1.00		ug/L		11/11/11 17:29	11/12/11 02:09	1.00
1,2-Dichloropropane	ND		1.00		ug/L		11/11/11 17:29	11/12/11 02:09	1.00
cis-1,3-Dichloropropene	ND		1.00		ug/L		11/11/11 17:29	11/12/11 02:09	1.00
trans-1,3-Dichloropropene	ND		1.00		ug/L		11/11/11 17:29	11/12/11 02:09	1.00
Methylene Chloride	ND		5.00		ug/L		11/11/11 17:29	11/12/11 02:09	1.00
1,1,2,2-Tetrachloroethane	ND		1.00		ug/L		11/11/11 17:29	11/12/11 02:09	1.00
Tetrachloroethene	ND		1.00		ug/L		11/11/11 17:29	11/12/11 02:09	1.00
1,1,2-Trichloroethane	ND		1.00		ug/L		11/11/11 17:29	11/12/11 02:09	1.00
1,1,1-Trichloroethane	ND		1.00		ug/L		11/11/11 17:29	11/12/11 02:09	1.00
Trichloroethene	ND		1.00		ug/L		11/11/11 17:29	11/12/11 02:09	1.00
Trichlorofluoromethane	ND		1.00		ug/L		11/11/11 17:29	11/12/11 02:09	1.00
Vinyl chloride	ND		1.00		ug/L		11/11/11 17:29	11/12/11 02:09	1.00

Surrogate	*Blank %Recovery*	*Blank Qualifier*	*Limits*	*Prepared*	*Analyzed*	*Dil Fac*
1,2-Dichloroethane-d4	*99*		*70 - 130*	*11/11/11 17:29*	*11/12/11 02:09*	*1.00*
Dibromofluoromethane	*100*		*70 - 130*	*11/11/11 17:29*	*11/12/11 02:09*	*1.00*
Toluene-d8	*95*		*70 - 130*	*11/11/11 17:29*	*11/12/11 02:09*	*1.00*
4-Bromofluorobenzene	*100*		*70 - 130*	*11/11/11 17:29*	*11/12/11 02:09*	*1.00*

Lab Sample ID: 11K3077-BS1
Matrix: Water
Analysis Batch: U020000

Client Sample ID: Lab Control Sample
Prep Type: Total
Prep Batch: 11K3077_P

Analyte	Spike Added	LCS Result	LCS Qualifier	Unit	D	%Rec	%Rec. Limits
Bromodichloromethane	20.0	18.6		ug/L		93	75 - 129
Bromoform	20.0	16.0		ug/L		80	46 - 145
Bromomethane	20.0	13.8		ug/L		69	41 - 150
Carbon Tetrachloride	20.0	19.3		ug/L		96	64 - 147
Chlorobenzene	20.0	20.8		ug/L		104	80 - 120
Chlorodibromomethane	20.0	18.1		ug/L		90	69 - 133
Chloroethane	20.0	16.7		ug/L		84	72 - 120
Chloroform	20.0	21.3		ug/L		106	73 - 129
Chloromethane	20.0	12.3		ug/L		61	12 - 150

Method: SW846 8260B - Volatile Organic Compounds by EPA Method 8260B (Continued)

Lab Sample ID: 11K3077-BS1
Matrix: Water
Analysis Batch: U020000

Client Sample ID: Lab Control Sample
Prep Type: Total
Prep Batch: 11K3077_P

Analyte	Spike Added	LCS Result	LCS Qualifier	Unit	D	%Rec	%Rec. Limits
1,4-Dichlorobenzene	20.0	21.3		ug/L		106	80 - 120
1,3-Dichlorobenzene	20.0	21.2		ug/L		106	80 - 122
1,2-Dichlorobenzene	20.0	21.5		ug/L		108	80 - 121
1,1-Dichloroethane	20.0	20.4		ug/L		102	78 - 125
1,2-Dichloroethane	20.0	20.2		ug/L		101	77 - 121
cis-1,2-Dichloroethene	20.0	20.0		ug/L		100	76 - 125
1,1-Dichloroethene	20.0	20.0		ug/L		100	79 - 124
trans-1,2-Dichloroethene	20.0	19.8		ug/L		99	79 - 126
1,2-Dichloropropane	20.0	19.2		ug/L		96	75 - 120
cis-1,3-Dichloropropene	20.0	20.2		ug/L		101	74 - 140
trans-1,3-Dichloropropene	20.0	18.3		ug/L		91	63 - 134
Methylene Chloride	20.0	19.8		ug/L		99	79 - 123
1,1,2,2-Tetrachloroethane	20.0	21.6		ug/L		108	69 - 131
Tetrachloroethene	20.0	19.0		ug/L		95	80 - 126
1,1,2-Trichloroethane	20.0	20.7		ug/L		104	80 - 124
1,1,1-Trichloroethane	20.0	20.4		ug/L		102	78 - 135
Trichloroethene	20.0	21.0		ug/L		105	80 - 123
Trichlorofluoromethane	20.0	18.1		ug/L		90	65 - 124
Vinyl chloride	20.0	17.5		ug/L		88	68 - 120

Surrogate	*LCS %Recovery*	*LCS Qualifier*	*Limits*
1,2-Dichloroethane-d4	*102*		*70 - 130*
Dibromofluoromethane	*101*		*70 - 130*
Toluene-d8	*100*		*70 - 130*
4-Bromofluorobenzene	*98*		*70 - 130*

Lab Sample ID: 11K3077-MS1
Matrix: Water
Analysis Batch: U020000

Client Sample ID: MW-14
Prep Type: Total
Prep Batch: 11K3077_P

Analyte	Sample Result	Sample Qualifier	Spike Added	Matrix Spike Result	Matrix Spike Qualifier	Unit	D	%Rec	%Rec. Limits
Bromodichloromethane	ND		50.0	48.0		ug/L		96	70 - 140
Bromoform	ND		50.0	38.6		ug/L		77	42 - 147
Bromomethane	ND		50.0	28.9		ug/L		58	16 - 163
Carbon Tetrachloride	ND		50.0	49.0		ug/L		98	62 - 164
Chlorobenzene	ND		50.0	49.9		ug/L		100	80 - 129
Chlorodibromomethane	ND		50.0	46.0		ug/L		92	66 - 140
Chloroethane	ND		50.0	34.7		ug/L		69	58 - 137
Chloroform	ND		50.0	52.3		ug/L		105	66 - 138
Chloromethane	ND		50.0	21.4		ug/L		43	10 - 169
1,4-Dichlorobenzene	ND		50.0	53.8		ug/L		108	78 - 126
1,3-Dichlorobenzene	ND		50.0	52.9		ug/L		106	77 - 131
1,2-Dichlorobenzene	ND		50.0	53.0		ug/L		106	79 - 128
1,1-Dichloroethane	ND		50.0	45.7		ug/L		91	71 - 139
1,2-Dichloroethane	ND		50.0	46.5		ug/L		93	64 - 136
cis-1,2-Dichloroethene	ND		50.0	45.2		ug/L		90	68 - 138
1,1-Dichloroethene	ND		50.0	42.8		ug/L		86	70 - 142
trans-1,2-Dichloroethene	ND		50.0	42.7		ug/L		85	66 - 143
1,2-Dichloropropane	ND		50.0	44.4		ug/L		89	67 - 131

Method: SW846 8260B - Volatile Organic Compounds by EPA Method 8260B (Continued)

Lab Sample ID: 11K3077-MS1
Matrix: Water
Analysis Batch: U020000

Client Sample ID: MW-14
Prep Type: Total
Prep Batch: 11K3077_P

Analyte	Sample Result	Sample Qualifier	Spike Added	Matrix Spike Result	Matrix Spike Qualifier	Unit	D	%Rec	%Rec. Limits
cis-1,3-Dichloropropene	ND		50.0	48.5		ug/L		97	71 - 141
trans-1,3-Dichloropropene	ND		50.0	45.6		ug/L		91	59 - 135
Methylene Chloride	ND		50.0	40.0		ug/L		80	64 - 139
1,1,2,2-Tetrachloroethane	ND		50.0	56.1		ug/L		112	56 - 143
Tetrachloroethene	ND		50.0	44.2		ug/L		88	72 - 145
1,1,2-Trichloroethane	ND		50.0	49.0		ug/L		98	74 - 134
1,1,1-Trichloroethane	ND		50.0	50.7		ug/L		101	76 - 149
Trichloroethene	ND		50.0	49.3		ug/L		99	73 - 144
Trichlorofluoromethane	ND		50.0	42.1		ug/L		84	58 - 139
Vinyl chloride	ND		50.0	35.9		ug/L		72	56 - 129

Surrogate	*Matrix Spike %Recovery*	*Matrix Spike Qualifier*	*Limits*
1,2-Dichloroethane-d4	*96*		*70 - 130*
Dibromofluoromethane	*98*		*70 - 130*
Toluene-d8	*96*		*70 - 130*
4-Bromofluorobenzene	*101*		*70 - 130*

Lab Sample ID: 11K3077-MSD1
Matrix: Water
Analysis Batch: U020000

Client Sample ID: MW-14
Prep Type: Total
Prep Batch: 11K3077_P

Analyte	Sample Result	Sample Qualifier	Spike Added	Matrix Spike Dup Result	Matrix Spike Dup Qualifier	Unit	D	%Rec	%Rec. Limits	RPD	RPD Limit
Bromodichloromethane	ND		50.0	46.4		ug/L		93	70 - 140	3	18
Bromoform	ND		50.0	37.2		ug/L		74	42 - 147	4	16
Bromomethane	ND		50.0	28.5		ug/L		57	16 - 163	1	50
Carbon Tetrachloride	ND		50.0	48.3		ug/L		97	62 - 164	1	19
Chlorobenzene	ND		50.0	49.3		ug/L		99	80 - 129	1	14
Chlorodibromomethane	ND		50.0	44.0		ug/L		88	66 - 140	4	15
Chloroethane	ND		50.0	33.8		ug/L		68	58 - 137	3	20
Chloroform	ND		50.0	53.8		ug/L		108	66 - 138	3	18
Chloromethane	ND		50.0	21.2		ug/L		42	10 - 169	1	31
1,4-Dichlorobenzene	ND		50.0	52.9		ug/L		106	78 - 126	2	15
1,3-Dichlorobenzene	ND		50.0	52.2		ug/L		104	77 - 131	1	15
1,2-Dichlorobenzene	ND		50.0	52.2		ug/L		104	79 - 128	1	15
1,1-Dichloroethane	ND		50.0	45.7		ug/L		91	71 - 139	0	17
1,2-Dichloroethane	ND		50.0	46.2		ug/L		92	64 - 136	0.5	17
cis-1,2-Dichloroethene	ND		50.0	46.1		ug/L		92	68 - 138	2	17
1,1-Dichloroethene	ND		50.0	42.4		ug/L		85	70 - 142	0.7	17
trans-1,2-Dichloroethene	ND		50.0	41.9		ug/L		84	66 - 143	2	16
1,2-Dichloropropane	ND		50.0	45.0		ug/L		90	67 - 131	1	17
cis-1,3-Dichloropropene	ND		50.0	45.6		ug/L		91	71 - 141	6	15
trans-1,3-Dichloropropene	ND		50.0	42.4		ug/L		85	59 - 135	7	14
Methylene Chloride	ND		50.0	40.4		ug/L		81	64 - 139	1	17
1,1,2,2-Tetrachloroethane	ND		50.0	55.5		ug/L		111	56 - 143	1	20
Tetrachloroethene	ND		50.0	41.0		ug/L		82	72 - 145	8	16
1,1,2-Trichloroethane	ND		50.0	47.6		ug/L		95	74 - 134	3	15
1,1,1-Trichloroethane	ND		50.0	50.0		ug/L		100	76 - 149	1	17
Trichloroethene	ND		50.0	47.2		ug/L		94	73 - 144	4	17
Trichlorofluoromethane	ND		50.0	41.5		ug/L		83	58 - 139	1	18

Method: SW846 8260B - Volatile Organic Compounds by EPA Method 8260B (Continued)

Lab Sample ID: 11K3077-MSD1
Matrix: Water
Analysis Batch: U020000

Client Sample ID: MW-14
Prep Type: Total
Prep Batch: 11K3077_P

Analyte	Sample Result	Sample Qualifier	Spike Added	Matrix Spike Dup Result	Matrix Spike Dup Qualifier	Unit	D	%Rec	%Rec. Limits	RPD	RPD Limit
Vinyl chloride	ND		50.0	35.2		ug/L		70	56 - 129	2	17

Surrogate	*Matrix Spike Dup %Recovery*	*Matrix Spike Dup Qualifier*	*Limits*
1,2-Dichloroethane-d4	*98*		*70 - 130*
Dibromofluoromethane	*100*		*70 - 130*
Toluene-d8	*93*		*70 - 130*
4-Bromofluorobenzene	*101*		*70 - 130*

Lab Sample ID: 11K3631-BLK1
Matrix: Water
Analysis Batch: U020329

Client Sample ID: Method Blank
Prep Type: Total
Prep Batch: 11K3631_P

Analyte	Blank Result	Blank Qualifier	RL	MDL	Unit	D	Prepared	Analyzed	Dil Fac
Bromodichloromethane	ND		1.00		ug/L		11/14/11 18:14	11/15/11 13:23	1.00
Bromoform	ND		1.00		ug/L		11/14/11 18:14	11/15/11 13:23	1.00
Bromomethane	ND		1.00		ug/L		11/14/11 18:14	11/15/11 13:23	1.00
Carbon Tetrachloride	ND		1.00		ug/L		11/14/11 18:14	11/15/11 13:23	1.00
Chlorobenzene	ND		1.00		ug/L		11/14/11 18:14	11/15/11 13:23	1.00
Chlorodibromomethane	ND		1.00		ug/L		11/14/11 18.14	11/15/11 13:23	1.00
Chloroethane	ND		1.00		ug/L		11/14/11 18:14	11/15/11 13:23	1.00
Chloroform	ND		1.00		ug/L		11/14/11 18.14	11/15/11 13.23	1.00
Chloromethane	ND		1.00		ug/L		11/14/11 18:14	11/15/11 13:23	1.00
1,4-Dichlorobenzene	ND		1.00		ug/L		11/14/11 18:14	11/15/11 13:23	1.00
1,3-Dichlorobenzene	ND		1.00		ug/L		11/14/11 18:14	11/15/11 13:23	1.00
1,2-Dichlorobenzene	ND		1.00		ug/L		11/14/11 18:14	11/15/11 13:23	1.00
1,1-Dichloroethane	ND		1.00		ug/L		11/14/11 18:14	11/15/11 13:23	1.00
1,2-Dichloroethane	ND		1.00		ug/L		11/14/11 18:14	11/15/11 13:23	1.00
cis-1,2-Dichloroethene	ND		1.00		ug/L		11/14/11 18:14	11/15/11 13:23	1.00
1,1-Dichloroethene	ND		1.00		ug/L		11/14/11 18:14	11/15/11 13:23	1.00
trans-1,2-Dichloroethene	ND		1.00		ug/L		11/14/11 18:14	11/15/11 13:23	1.00
1,2-Dichloropropane	ND		1.00		ug/L		11/14/11 18:14	11/15/11 13:23	1.00
cis-1,3-Dichloropropene	ND		1.00		ug/L		11/14/11 18:14	11/15/11 13:23	1.00
trans-1,3-Dichloropropene	ND		1.00		ug/L		11/14/11 18:14	11/15/11 13:23	1.00
Methylene Chloride	ND		5.00		ug/L		11/14/11 18:14	11/15/11 13:23	1.00
1,1,2,2-Tetrachloroethane	ND		1.00		ug/L		11/14/11 18:14	11/15/11 13:23	1.00
Tetrachloroethene	ND		1.00		ug/L		11/14/11 18:14	11/15/11 13:23	1.00
1,1,2-Trichloroethane	ND		1.00		ug/L		11/14/11 18:14	11/15/11 13:23	1.00
1,1,1-Trichloroethane	ND		1.00		ug/L		11/14/11 18:14	11/15/11 13:23	1.00
Trichloroethene	ND		1.00		ug/L		11/14/11 18:14	11/15/11 13:23	1.00
Trichlorofluoromethane	ND		1.00		ug/L		11/14/11 18:14	11/15/11 13:23	1.00
Vinyl chloride	ND		1.00		ug/L		11/14/11 18:14	11/15/11 13:23	1.00

Surrogate	*Blank %Recovery*	*Blank Qualifier*	*Limits*	*Prepared*	*Analyzed*	*Dil Fac*
1,2-Dichloroethane-d4	*100*		*70 - 130*	*11/14/11 18:14*	*11/15/11 13:23*	*1.00*
Dibromofluoromethane	*96*		*70 - 130*	*11/14/11 18:14*	*11/15/11 13:23*	*1.00*
Toluene-d8	*96*		*70 - 130*	*11/14/11 18:14*	*11/15/11 13:23*	*1.00*
4-Bromofluorobenzene	*96*		*70 - 130*	*11/14/11 18:14*	*11/15/11 13:23*	*1.00*

Method: SW846 8260B - Volatile Organic Compounds by EPA Method 8260B (Continued)

Lab Sample ID: 11K3631-BS1
Matrix: Water
Analysis Batch: U020329

Client Sample ID: Lab Control Sample
Prep Type: Total
Prep Batch: 11K3631_P

Analyte	Spike Added	LCS Result	LCS Qualifier	Unit	D	%Rec	%Rec. Limits
Bromodichloromethane	20.0	17.4		ug/L		87	75 - 129
Bromoform	20.0	11.6		ug/L		58	46 - 145
Bromomethane	20.0	14.6		ug/L		73	41 - 150
Carbon Tetrachloride	20.0	19.4		ug/L		97	64 - 147
Chlorobenzene	20.0	21.8		ug/L		109	80 - 120
Chlorodibromomethane	20.0	14.8		ug/L		74	69 - 133
Chloroethane	20.0	17.3		ug/L		86	72 - 120
Chloroform	20.0	22.2		ug/L		111	73 - 129
Chloromethane	20.0	12.9		ug/L		64	12 - 150
1,4-Dichlorobenzene	20.0	22.2		ug/L		111	80 - 120
1,3-Dichlorobenzene	20.0	22.2		ug/L		111	80 - 122
1,2-Dichlorobenzene	20.0	22.1		ug/L		110	80 - 121
1,1-Dichloroethane	20.0	21.6		ug/L		108	78 - 125
1,2-Dichloroethane	20.0	21.7		ug/L		108	77 - 121
cis-1,2-Dichloroethene	20.0	21.0		ug/L		105	76 - 125
1,1-Dichloroethene	20.0	20.5		ug/L		103	79 - 124
trans-1,2-Dichloroethene	20.0	20.7		ug/L		104	79 - 126
1,2-Dichloropropane	20.0	19.7		ug/L		99	75 - 120
cis-1,3-Dichloropropene	20.0	18.7		ug/L		94	74 - 140
trans-1,3-Dichloropropene	20.0	16.6		ug/L		83	63 - 134
Methylene Chloride	20.0	20.4		ug/L		102	79 - 123
1,1,2,2-Tetrachloroethane	20.0	22.1		ug/L		111	69 - 131
Tetrachloroethene	20.0	19.8		ug/L		99	80 - 126
1,1,2-Trichloroethane	20.0	20.9		ug/L		104	80 - 124
1,1,1-Trichloroethane	20.0	20.5		ug/L		103	78 - 135
Trichloroethene	20.0	22.0		ug/L		110	80 - 123
Trichlorofluoromethane	20.0	17.8		ug/L		89	65 - 124
Vinyl chloride	20.0	17.4		ug/L		87	68 - 120

Surrogate	*LCS %Recovery*	*LCS Qualifier*	*Limits*
1,2-Dichloroethane-d4	*103*		*70 - 130*
Dibromofluoromethane	*101*		*70 - 130*
Toluene-d8	*96*		*70 - 130*
4-Bromofluorobenzene	*99*		*70 - 130*

Lab Sample ID: 11K3631-MS1
Matrix: Water
Analysis Batch: U020329

Client Sample ID: MW-10
Prep Type: Total
Prep Batch: 11K3631_P

Analyte	Sample Result	Sample Qualifier	Spike Added	Matrix Spike Result	Matrix Spike Qualifier	Unit	D	%Rec	%Rec. Limits
Bromodichloromethane	ND		2500	2090		ug/L		84	70 - 140
Bromoform	ND		2500	1330		ug/L		53	42 - 147
Bromomethane	ND		2500	1690		ug/L		68	16 - 163
Carbon Tetrachloride	ND		2500	2370		ug/L		95	62 - 164
Chlorobenzene	ND		2500	2490		ug/L		100	80 - 129
Chlorodibromomethane	ND		2500	1810		ug/L		72	66 - 140
Chloroethane	108		2500	2120		ug/L		81	58 - 137
Chloroform	ND		2500	2770		ug/L		111	66 - 138
Chloromethane	44.5		2500	1060		ug/L		41	10 - 169

Method: SW846 8260B - Volatile Organic Compounds by EPA Method 8260B (Continued)

Lab Sample ID: 11K3631-MS1
Matrix: Water
Analysis Batch: U020329

Client Sample ID: MW-10
Prep Type: Total
Prep Batch: 11K3631_P

Analyte	Sample Result	Sample Qualifier	Spike Added	Matrix Spike Result	Matrix Spike Qualifier	Unit	D	%Rec	%Rec. Limits
1,4-Dichlorobenzene	ND		2500	2510		ug/L		100	78 - 126
1,3-Dichlorobenzene	ND		2500	2550		ug/L		102	77 - 131
1,2-Dichlorobenzene	ND		2500	2590		ug/L		104	79 - 128
1,1-Dichloroethane	ND		2500	2440		ug/L		97	71 - 139
1,2-Dichloroethane	70.5		2500	2410		ug/L		94	64 - 136
cis-1,2-Dichloroethene	4250		2500	6460		ug/L		88	68 - 138
1,1-Dichloroethene	286		2500	2660		ug/L		95	70 - 142
trans-1,2-Dichloroethene	ND		2500	2360		ug/L		94	66 - 143
1,2-Dichloropropane	ND		2500	2290		ug/L		92	67 - 131
cis-1,3-Dichloropropene	ND		2500	2150		ug/L		86	71 - 141
trans-1,3-Dichloropropene	ND		2500	1900		ug/L		76	59 - 135
Methylene Chloride	ND		2500	2250		ug/L		90	64 - 139
1,1,2,2-Tetrachloroethane	ND		2500	2540		ug/L		101	56 - 143
Tetrachloroethene	4670		2500	6600		ug/L		77	72 - 145
1,1,2-Trichloroethane	38.0		2500	2430		ug/L		96	74 - 134
1,1,1-Trichloroethane	ND		2500	2520		ug/L		101	76 - 149
Trichloroethene	155		2500	2660		ug/L		100	73 - 144
Trichlorofluoromethane	75.0		2500	2320		ug/L		90	58 - 139
Vinyl chloride	72.5		2500	1840		ug/L		70	56 - 129

Surrogate	*Matrix Spike %Recovery*	*Matrix Spike Qualifier*	*Limits*
1,2-Dichloroethane-d4	*98*		*70 - 130*
Dibromofluoromethane	*100*		*70 - 130*
Toluene-d8	*96*		*70 - 130*
4-Bromofluorobenzene	*97*		*70 - 130*

Lab Sample ID: 11K3631-MSD1
Matrix: Water
Analysis Batch: U020329

Client Sample ID: MW-10
Prep Type: Total
Prep Batch: 11K3631_P

Analyte	Sample Result	Sample Qualifier	Spike Added	Matrix Spike Dup Result	Matrix Spike Dup Qualifier	Unit	D	%Rec	%Rec. Limits	RPD	RPD Limit
Bromodichloromethane	ND		2500	2100		ug/L		84	70 - 140	0.5	18
Bromoform	ND		2500	1620	R	ug/L		65	42 - 147	20	16
Bromomethane	ND		2500	1700		ug/L		68	16 - 163	0.6	50
Carbon Tetrachloride	ND		2500	2380		ug/L		95	62 - 164	0.3	19
Chlorobenzene	ND		2500	2490		ug/L		99	80 - 129	0.3	14
Chlorodibromomethane	ND		2500	1980		ug/L		79	66 - 140	9	15
Chloroethane	108		2500	2050		ug/L		78	58 - 137	3	20
Chloroform	ND		2500	2710		ug/L		108	66 - 138	2	18
Chloromethane	44.5		2500	1110		ug/L		43	10 - 169	5	31
1,4-Dichlorobenzene	ND		2500	2540		ug/L		102	78 - 126	1	15
1,3-Dichlorobenzene	ND		2500	2530		ug/L		101	77 - 131	0.8	15
1,2-Dichlorobenzene	ND		2500	2530		ug/L		101	79 - 128	2	15
1,1-Dichloroethane	ND		2500	2370		ug/L		95	71 - 139	3	17
1,2-Dichloroethane	70.5		2500	2390		ug/L		93	64 - 136	0.9	17
cis-1,2-Dichloroethene	4250		2500	6510		ug/L		90	68 - 138	0.7	17
1,1-Dichloroethene	286		2500	2630		ug/L		94	70 - 142	0.9	17
trans-1,2-Dichloroethene	ND		2500	2300		ug/L		92	66 - 143	2	16
1,2-Dichloropropane	ND		2500	2250		ug/L		90	67 - 131	2	17

Method: SW846 8260B - Volatile Organic Compounds by EPA Method 8260B (Continued)

Lab Sample ID: 11K3631-MSD1
Matrix: Water
Analysis Batch: U020329

Client Sample ID: MW-10
Prep Type: Total
Prep Batch: 11K3631_P

Analyte	Sample Result	Sample Qualifier	Spike Added	Matrix Spike Dup Result	Matrix Spike Dup Qualifier	Unit	D	%Rec	%Rec. Limits	RPD	RPD Limit
cis-1,3-Dichloropropene	ND		2500	2380		ug/L		95	71 - 141	10	15
trans-1,3-Dichloropropene	ND		2500	2080		ug/L		83	59 - 135	9	14
Methylene Chloride	ND		2500	2260		ug/L		90	64 - 139	0.4	17
1,1,2,2-Tetrachloroethane	ND		2500	2580		ug/L		103	56 - 143	2	20
Tetrachloroethene	4670		2500	7150		ug/L		99	72 - 145	8	16
1,1,2-Trichloroethane	38.0		2500	2600		ug/L		103	74 - 134	7	15
1,1,1-Trichloroethane	ND		2500	2450		ug/L		98	76 - 149	2	17
Trichloroethene	155		2500	2670		ug/L		101	73 - 144	0.3	17
Trichlorofluoromethane	75.0		2500	2250		ug/L		87	58 - 139	3	18
Vinyl chloride	72.5		2500	1800		ug/L		69	56 - 129	2	17

Surrogate	*Matrix Spike Dup %Recovery*	*Matrix Spike Dup Qualifier*	*Limits*
1,2-Dichloroethane-d4	*100*		*70 - 130*
Dibromofluoromethane	*100*		*70 - 130*
Toluene-d8	*102*		*70 - 130*
4-Bromofluorobenzene	*97*		*70 - 130*

6

QC Association Summary

Client: Hart & Hickman (2162)
Project/Site: GDR-006

TestAmerica Job ID: NUK1664

GCMS Volatiles

Analysis Batch: U020000

Lab Sample ID	Client Sample ID	Prep Type	Matrix	Method	Prep Batch
11K3077-BLK1	Method Blank	Total	Water	SW846 8260B	11K3077_P
11K3077-BS1	Lab Control Sample	Total	Water	SW846 8260B	11K3077_P
11K3077-MS1	MW-14	Total	Water	SW846 8260B	11K3077_P
11K3077-MSD1	MW-14	Total	Water	SW846 8260B	11K3077_P
NUK1664-04	MW-14D	Total	Water	SW846 8260B	11K3077_P
NUK1664-06	MW-14	Total	Water	SW846 8260B	11K3077_P
NUK1664-07	MW-12D	Total	Water	SW846 8260B	11K3077_P
NUK1664-08	MW-13D	Total	Water	SW846 8260B	11K3077_P
NUK1664-09	MW-7	Total	Water	SW846 8260B	11K3077_P
NUK1664-10	MW-9	Total	Water	SW846 8260B	11K3077_P
NUK1664-14	MW-11	Total	Water	SW846 8260B	11K3077_P
NUK1664-15	MW-2	Total	Water	SW846 8260B	11K3077_P
NUK1664-16	MW-5	Total	Water	SW846 8260B	11K3077_P
NUK1664-17	MW-6	Total	Water	SW846 8260B	11K3077_P
NUK1664-18	MW-8	Total	Water	SW846 8260B	11K3077_P
NUK1664-19	MW-3	Total	Water	SW846 8260B	11K3077_P
NUK1664-20	MW-3DI	Total	Water	SW846 8260B	11K3077_P
NUK1664-21	MW-3D	Total	Water	SW846 8260B	11K3077_P

Analysis Batch: U020217

Lab Sample ID	Client Sample ID	Prep Type	Matrix	Method	Prep Batch
11K2970-BLK1	Method Blank	Total	Water	SW846 8260B	11K2970_P
11K2970-BS1	Lab Control Sample	Total	Water	SW846 8260B	11K2970_P
11K2970-BSD1	Lab Control Sample Dup	Total	Water	SW846 8260B	11K2970_P
11K2970-MS1	MW-3D	Total	Water	SW846 8260B	11K2970_P
11K2970-MSD1	MW-3D	Total	Water	SW846 8260B	11K2970_P
NUK1664-01	MW-15D	Total	Water	SW846 8260B	11K2970_P
NUK1664-02	MW-15	Total	Water	SW846 8260B	11K2970_P
NUK1664-03	MW-16D	Total	Water	SW846 8260B	11K2970_P
NUK1664-05	MW-16	Total	Water	SW846 8260B	11K2970_P
NUK1664-10 - RE1	MW-9	Total	Water	SW846 8260B	11K2970_P
NUK1664-11	MW-9D	Total	Water	SW846 8260B	11K2970_P
NUK1664-12 - RE1	MW-10D	Total	Water	SW846 8260B	11K2970_P
NUK1664-13	MW-10	Total	Water	SW846 8260B	11K2970_P
NUK1664-18 - RE1	MW-8	Total	Water	SW846 8260B	11K2970_P
NUK1664-21 - RE1	MW-3D	Total	Water	SW846 8260B	11K2970_P
NUK1664-22	MW-1	Total	Water	SW846 8260B	11K2970_P

Analysis Batch: U020329

Lab Sample ID	Client Sample ID	Prep Type	Matrix	Method	Prep Batch
11K3631-BLK1	Method Blank	Total	Water	SW846 8260B	11K3631_P
11K3631-BS1	Lab Control Sample	Total	Water	SW846 8260B	11K3631_P
11K3631-MS1	MW-10	Total	Water	SW846 8260B	11K3631_P
11K3631-MSD1	MW-10	Total	Water	SW846 8260B	11K3631_P
NUK1664-13 - RE1	MW-10	Total	Water	SW846 8260B	11K3631_P
NUK1664-23 - RE1	Trip Blank	Total	Water	SW846 8260B	11K3631_P

Prep Batch: 11K2970_P

Lab Sample ID	Client Sample ID	Prep Type	Matrix	Method	Prep Batch
11K2970-BLK1	Method Blank	Total	Water	EPA 5030B	
11K2970-BS1	Lab Control Sample	Total	Water	EPA 5030B	
11K2970-BSD1	Lab Control Sample Dup	Total	Water	EPA 5030B	

GCMS Volatiles (Continued)

Prep Batch: 11K2970_P (Continued)

Lab Sample ID	Client Sample ID	Prep Type	Matrix	Method	Prep Batch
11K2970-MS1	MW-3D	Total	Water	EPA 5030B	
11K2970-MSD1	MW-3D	Total	Water	EPA 5030B	
NUK1664-01	MW-15D	Total	Water	EPA 5030B	
NUK1664-02	MW-15	Total	Water	EPA 5030B	
NUK1664-03	MW-16D	Total	Water	EPA 5030B	
NUK1664-05	MW-16	Total	Water	EPA 5030B	
NUK1664-10 - RE1	MW-9	Total	Water	EPA 5030B	
NUK1664-11	MW-9D	Total	Water	EPA 5030B	
NUK1664-12 - RE1	MW-10D	Total	Water	EPA 5030B	
NUK1664-13	MW-10	Total	Water	EPA 5030B	
NUK1664-18 - RE1	MW-8	Total	Water	EPA 5030B	
NUK1664-21 - RE1	MW-3D	Total	Water	EPA 5030B	
NUK1664-22	MW-1	Total	Water	EPA 5030B	

Prep Batch: 11K3077_P

Lab Sample ID	Client Sample ID	Prep Type	Matrix	Method	Prep Batch
11K3077-BLK1	Method Blank	Total	Water	EPA 5030B	
11K3077-BS1	Lab Control Sample	Total	Water	EPA 5030B	
11K3077-MS1	MW-14	Total	Water	EPA 5030B	
11K3077-MSD1	MW-14	Total	Water	EPA 5030B	
NUK1664-04	MW-14D	Total	Water	EPA 5030B	
NUK1664-06	MW-14	Total	Water	EPA 5030B	
NUK1664-07	MW-12D	Total	Water	EPA 5030B	
NUK1664-08	MW-13D	Total	Water	EPA 5030B	
NUK1664-09	MW-7	Total	Water	EPA 5030B	
NUK1664-10	MW-9	Total	Water	EPA 5030B	
NUK1664-14	MW-11	Total	Water	EPA 5030B	
NUK1664-15	MW-2	Total	Water	EPA 5030B	
NUK1664-16	MW-5	Total	Water	EPA 5030B	
NUK1664-17	MW-6	Total	Water	EPA 5030B	
NUK1664-18	MW-8	Total	Water	EPA 5030B	
NUK1664-19	MW-3	Total	Water	EPA 5030B	
NUK1664-20	MW-3DI	Total	Water	EPA 5030B	
NUK1664-21	MW-3D	Total	Water	EPA 5030B	

Prep Batch: 11K3631_P

Lab Sample ID	Client Sample ID	Prep Type	Matrix	Method	Prep Batch
11K3631-BLK1	Method Blank	Total	Water	EPA 5030B	
11K3631-BS1	Lab Control Sample	Total	Water	EPA 5030B	
11K3631-MS1	MW-10	Total	Water	EPA 5030B	
11K3631-MSD1	MW-10	Total	Water	EPA 5030B	
NUK1664-13 - RE1	MW-10	Total	Water	EPA 5030B	
NUK1664-23 - RE1	Trip Blank	Total	Water	EPA 5030B	

Lab Chronicle

Client: Hart & Hickman (2162)
Project/Site: GDR-006

TestAmerica Job ID: NUK1664

Client Sample ID: MW-15D
Date Collected: 11/08/11 13:00
Date Received: 11/11/11 08:30

Lab Sample ID: NUK1664-01
Matrix: Water

Prep Type	Batch Type	Batch Method	Run	Dilution Factor	Batch Number	Prepared or Analyzed	Analyst	Lab
Total	Prep	EPA 5030B		1.00	11K2970_P	11/11/11 17:29	TSP	TAL NSH
Total	Analysis	SW846 8260B		1.00	U020217	11/12/11 20:45	JJR	TAL NSH

Client Sample ID: MW-15
Date Collected: 11/08/11 13:20
Date Received: 11/11/11 08:30

Lab Sample ID: NUK1664-02
Matrix: Water

8

Prep Type	Batch Type	Batch Method	Run	Dilution Factor	Batch Number	Prepared or Analyzed	Analyst	Lab
Total	Prep	EPA 5030B		1.00	11K2970_P	11/11/11 17:29	TSP	TAL NSH
Total	Analysis	SW846 8260B		1.00	U020217	11/12/11 21:12	JJR	TAL NSH

Client Sample ID: MW-16D
Date Collected: 11/08/11 14:00
Date Received: 11/11/11 08:30

Lab Sample ID: NUK1664-03
Matrix: Water

Prep Type	Batch Type	Batch Method	Run	Dilution Factor	Batch Number	Prepared or Analyzed	Analyst	Lab
Total	Prep	EPA 5030B		1.00	11K2970_P	11/11/11 17:29	TSP	TAL NSH
Total	Analysis	SW846 8260B		1.00	U020217	11/12/11 21:40	JJR	TAL NSH

Client Sample ID: MW-14D
Date Collected: 11/08/11 15:10
Date Received: 11/11/11 08:30

Lab Sample ID: NUK1664-04
Matrix: Water

Prep Type	Batch Type	Batch Method	Run	Dilution Factor	Batch Number	Prepared or Analyzed	Analyst	Lab
Total	Prep	EPA 5030B		1.00	11K3077_P	11/11/11 17:29	TSP	TAL NSH
Total	Analysis	SW846 8260B		1.00	U020000	11/12/11 02:36	JJR	TAL NSH

Client Sample ID: MW-16
Date Collected: 11/08/11 14:20
Date Received: 11/11/11 08:30

Lab Sample ID: NUK1664-05
Matrix: Water

Prep Type	Batch Type	Batch Method	Run	Dilution Factor	Batch Number	Prepared or Analyzed	Analyst	Lab
Total	Prep	EPA 5030B		1.00	11K2970_P	11/11/11 17:29	TSP	TAL NSH
Total	Analysis	SW846 8260B		1.00	U020217	11/12/11 22:08	JJR	TAL NSH

Client Sample ID: MW-14
Date Collected: 11/08/11 15:30
Date Received: 11/11/11 08:30

Lab Sample ID: NUK1664-06
Matrix: Water

Prep Type	Batch Type	Batch Method	Run	Dilution Factor	Batch Number	Prepared or Analyzed	Analyst	Lab
Total	Prep	EPA 5030B		1.00	11K3077_P	11/11/11 17:29	TSP	TAL NSH
Total	Analysis	SW846 8260B		1.00	U020000	11/12/11 03:04	JJR	TAL NSH

Client Sample ID: MW-12D

Date Collected: 11/08/11 17:00
Date Received: 11/11/11 08:30

Lab Sample ID: NUK1664-07
Matrix: Water

Prep Type	Batch Type	Batch Method	Run	Dilution Factor	Batch Number	Prepared or Analyzed	Analyst	Lab
Total	Prep	EPA 5030B		1.00	11K3077_P	11/11/11 17:29	TSP	TAL NSH
Total	Analysis	SW846 8260B		1.00	U020000	11/12/11 03:31	JJR	TAL NSH

Client Sample ID: MW-13D

Date Collected: 11/08/11 17:45
Date Received: 11/11/11 08:30

Lab Sample ID: NUK1664-08
Matrix: Water

8

Prep Type	Batch Type	Batch Method	Run	Dilution Factor	Batch Number	Prepared or Analyzed	Analyst	Lab
Total	Prep	EPA 5030B		1.00	11K3077_P	11/11/11 17:29	TSP	TAL NSH
Total	Analysis	SW846 8260B		1.00	U020000	11/12/11 03:59	JJR	TAL NSH

Client Sample ID: MW-7

Date Collected: 11/08/11 18:15
Date Received: 11/11/11 08:30

Lab Sample ID: NUK1664-09
Matrix: Water

Prep Type	Batch Type	Batch Method	Run	Dilution Factor	Batch Number	Prepared or Analyzed	Analyst	Lab
Total	Prep	EPA 5030B		1.00	11K3077_P	11/11/11 17:29	TSP	TAL NSH
Total	Analysis	SW846 8260B		1.00	U020000	11/12/11 04:27	JJR	TAL NSH

Client Sample ID: MW-9

Date Collected: 11/09/11 08:00
Date Received: 11/11/11 08:30

Lab Sample ID: NUK1664-10
Matrix: Water

Prep Type	Batch Type	Batch Method	Run	Dilution Factor	Batch Number	Prepared or Analyzed	Analyst	Lab
Total	Prep	EPA 5030B		1.00	11K3077_P	11/11/11 17:29	TSP	TAL NSH
Total	Analysis	SW846 8260B		1.00	U020000	11/12/11 04:54	JJR	TAL NSH
Total	Prep	EPA 5030B	RE1	1.00	11K2970_P	11/11/11 17:29	TSP	TAL NSH
Total	Analysis	SW846 8260B	RE1	50.0	U020217	11/12/11 18:00	JJR	TAL NSH

Client Sample ID: MW-9D

Date Collected: 11/09/11 08:35
Date Received: 11/11/11 08:30

Lab Sample ID: NUK1664-11
Matrix: Water

Prep Type	Batch Type	Batch Method	Run	Dilution Factor	Batch Number	Prepared or Analyzed	Analyst	Lab
Total	Prep	EPA 5030B		1.00	11K2970_P	11/11/11 17:29	TSP	TAL NSH
Total	Analysis	SW846 8260B		1.00	U020217	11/12/11 17:35	JJR	TAL NSH

Client Sample ID: MW-10D

Date Collected: 11/09/11 09:05
Date Received: 11/11/11 08:30

Lab Sample ID: NUK1664-12
Matrix: Water

Prep Type	Batch Type	Batch Method	Run	Dilution Factor	Batch Number	Prepared or Analyzed	Analyst	Lab
Total	Prep	EPA 5030B	RE1	1.00	11K2970_P	11/11/11 17:29	TSP	TAL NSH
Total	Analysis	SW846 8260B	RE1	1.00	U020217	11/12/11 17:04	JJR	TAL NSH

Lab Chronicle

Client: Hart & Hickman (2162)
Project/Site: GDR-006

TestAmerica Job ID: NUK1664

Client Sample ID: MW-10

Date Collected: 11/09/11 09:20
Date Received: 11/11/11 08:30

Lab Sample ID: NUK1664-13
Matrix: Water

Prep Type	Batch Type	Batch Method	Run	Dilution Factor	Batch Number	Prepared or Analyzed	Analyst	Lab
Total	Prep	EPA 5030B		1.00	11K2970_P	11/11/11 17:29	TSP	TAL NSH
Total	Analysis	SW846 8260B		5.00	U020217	11/12/11 19:50	JJR	TAL NSH
Total	Prep	EPA 5030B	RE1	1.00	11K3631_P	11/11/11 17:29	TSP	TAL NSH
Total	Analysis	SW846 8260B	RE1	50.0	U020329	11/15/11 15:41	JJR	TAL NSH

Client Sample ID: MW-11

Date Collected: 11/09/11 09:35
Date Received: 11/11/11 08:30

Lab Sample ID: NUK1664-14
Matrix: Water

Prep Type	Batch Type	Batch Method	Run	Dilution Factor	Batch Number	Prepared or Analyzed	Analyst	Lab
Total	Prep	EPA 5030B		1.00	11K3077_P	11/11/11 17:29	TSP	TAL NSH
Total	Analysis	SW846 8260B		1.00	U020000	11/12/11 05:49	JJR	TAL NSH

Client Sample ID: MW-2

Date Collected: 11/09/11 09:45
Date Received: 11/11/11 08:30

Lab Sample ID: NUK1664-15
Matrix: Water

Prep Type	Batch Type	Batch Method	Run	Dilution Factor	Batch Number	Prepared or Analyzed	Analyst	Lab
Total	Prep	EPA 5030B		1.00	11K3077_P	11/11/11 17:29	TSP	TAL NSH
Total	Analysis	SW846 8260B		1.00	U020000	11/12/11 06:17	JJR	TAL NSH

Client Sample ID: MW-5

Date Collected: 11/09/11 10:00
Date Received: 11/11/11 08:30

Lab Sample ID: NUK1664-16
Matrix: Water

Prep Type	Batch Type	Batch Method	Run	Dilution Factor	Batch Number	Prepared or Analyzed	Analyst	Lab
Total	Prep	EPA 5030B		1.00	11K3077_P	11/11/11 17:29	TSP	TAL NSH
Total	Analysis	SW846 8260B		1.00	U020000	11/12/11 06:44	JJR	TAL NSH

Client Sample ID: MW-6

Date Collected: 11/09/11 10:20
Date Received: 11/11/11 08:30

Lab Sample ID: NUK1664-17
Matrix: Water

Prep Type	Batch Type	Batch Method	Run	Dilution Factor	Batch Number	Prepared or Analyzed	Analyst	Lab
Total	Prep	EPA 5030B		1.00	11K3077_P	11/11/11 17:29	TSP	TAL NSH
Total	Analysis	SW846 8260B		1.00	U020000	11/12/11 07:12	JJR	TAL NSH

Client Sample ID: MW-8

Date Collected: 11/09/11 10:40
Date Received: 11/11/11 08:30

Lab Sample ID: NUK1664-18
Matrix: Water

Prep Type	Batch Type	Batch Method	Run	Dilution Factor	Batch Number	Prepared or Analyzed	Analyst	Lab
Total	Prep	EPA 5030B		1.00	11K3077_P	11/11/11 17:29	TSP	TAL NSH
Total	Analysis	SW846 8260B		1.00	U020000	11/12/11 07:39	JJR	TAL NSH

Client Sample ID: MW-8
Date Collected: 11/09/11 10:40
Date Received: 11/11/11 08:30

Lab Sample ID: NUK1664-18
Matrix: Water

Prep Type	Batch Type	Batch Method	Run	Dilution Factor	Batch Number	Prepared or Analyzed	Analyst	Lab
Total	Prep	EPA 5030B	RE1	1.00	11K2970_P	11/11/11 17:29	TSP	TAL NSH
Total	Analysis	SW846 8260B	RE1	5.00	U020217	11/12/11 18:27	JJR	TAL NSH

Client Sample ID: MW-3
Date Collected: 11/09/11 11:00
Date Received: 11/11/11 08:30

Lab Sample ID: NUK1664-19
Matrix: Water

8

Prep Type	Batch Type	Batch Method	Run	Dilution Factor	Batch Number	Prepared or Analyzed	Analyst	Lab
Total	Prep	EPA 5030B		1.00	11K3077_P	11/11/11 17:29	TSP	TAL NSH
Total	Analysis	SW846 8260B		1.00	U020000	11/12/11 08:07	JJR	TAL NSH

Client Sample ID: MW-3DI
Date Collected: 11/09/11 11:50
Date Received: 11/11/11 08:30

Lab Sample ID: NUK1664-20
Matrix: Water

Prep Type	Batch Type	Batch Method	Run	Dilution Factor	Batch Number	Prepared or Analyzed	Analyst	Lab
Total	Prep	EPA 5030B		1.00	11K3077_P	11/11/11 17:29	TSP	TAL NSH
Total	Analysis	SW846 8260B		1.00	U020000	11/12/11 08:34	JJR	TAL NSH

Client Sample ID: MW-3D
Date Collected: 11/09/11 11:50
Date Received: 11/11/11 08:30

Lab Sample ID: NUK1664-21
Matrix: Water

Prep Type	Batch Type	Batch Method	Run	Dilution Factor	Batch Number	Prepared or Analyzed	Analyst	Lab
Total	Prep	EPA 5030B		1.00	11K3077_P	11/11/11 17:29	TSP	TAL NSH
Total	Analysis	SW846 8260B		1.00	U020000	11/12/11 09:02	JJR	TAL NSH
Total	Prep	EPA 5030B	RE1	1.00	11K2970_P	11/11/11 17:29	TSP	TAL NSH
Total	Analysis	SW846 8260B	RE1	10.0	U020217	11/12/11 18:55	JJR	TAL NSH

Client Sample ID: MW-1
Date Collected: 11/09/11 12:10
Date Received: 11/11/11 08:30

Lab Sample ID: NUK1664-22
Matrix: Water

Prep Type	Batch Type	Batch Method	Run	Dilution Factor	Batch Number	Prepared or Analyzed	Analyst	Lab
Total	Prep	EPA 5030B		1.00	11K2970_P	11/11/11 17:29	TSP	TAL NSH
Total	Analysis	SW846 8260B		20.0	U020217	11/12/11 20:17	JJR	TAL NSH

Client Sample ID: Trip Blank
Date Collected: 11/09/11 00:01
Date Received: 11/11/11 08:30

Lab Sample ID: NUK1664-23
Matrix: Water

Prep Type	Batch Type	Batch Method	Run	Dilution Factor	Batch Number	Prepared or Analyzed	Analyst	Lab
Total	Prep	EPA 5030B	RE1	1.00	11K3631_P	11/11/11 17:29	TSP	TAL NSH
Total	Analysis	SW846 8260B	RE1	1.00	U020329	11/15/11 14:18	JJR	TAL NSH

Client: Hart & Hickman (2162)
Project/Site: GDR-006

TestAmerica Job ID: NUK1664

Laboratory References:

TAL NSH = TestAmerica Nashville, 2960 Foster Creighton Road, Nashville, TN 37204, TEL 800-765-0980

Method Summary

Client: Hart & Hickman (2162)
Project/Site: GDR-006

TestAmerica Job ID: NUK1664

Method	Method Description	Protocol	Laboratory
SW846 8260B	Volatile Organic Compounds by EPA Method 8260B		TAL NSH

Protocol References:

Laboratory References:

TAL NSH = TestAmerica Nashville, 2960 Foster Creighton Road, Nashville, TN 37204, TEL 800-765-0980

9

Certification Summary

Client: Hart & Hickman (2162)
Project/Site: GDR-006

TestAmerica Job ID: NUK1664

Laboratory	Authority	Program	EPA Region	Certification ID
TestAmerica Nashville		ACIL		393
TestAmerica Nashville	A2LA	ISO/IEC 17025		0453.07
TestAmerica Nashville	A2LA	WY UST		453.07
TestAmerica Nashville	AIHA - LAP	IHLAP		100790
TestAmerica Nashville	Alabama	State Program	4	41150
TestAmerica Nashville	Alaska	Alaska UST	10	UST-087
TestAmerica Nashville	Arizona	State Program	9	AZ0473
TestAmerica Nashville	Arkansas	State Program	6	88-0737
TestAmerica Nashville	CALA	CALA		3744
TestAmerica Nashville	California	NELAC	9	1168CA
TestAmerica Nashville	Colorado	State Program	8	N/A
TestAmerica Nashville	Connecticut	State Program	1	PH-0220
TestAmerica Nashville	Florida	NELAC	4	E87358
TestAmerica Nashville	Illinois	NELAC	5	200010
TestAmerica Nashville	Iowa	State Program	7	131
TestAmerica Nashville	Kansas	NELAC	7	E-10229
TestAmerica Nashville	Kentucky	Kentucky UST	4	19
TestAmerica Nashville	Kentucky	State Program	4	90038
TestAmerica Nashville	Louisiana	NELAC	6	30613
TestAmerica Nashville	Louisiana	NELAC	6	LA100011
TestAmerica Nashville	Maryland	State Program	3	316
TestAmerica Nashville	Massachusetts	State Program	1	M-TN032
TestAmerica Nashville	Minnesota	NELAC	5	047-999-345
TestAmerica Nashville	Mississippi	State Program	4	N/A
TestAmerica Nashville	Montana	MT DEQ UST	8	NA
TestAmerica Nashville	New Hampshire	NELAC	1	2963
TestAmerica Nashville	New Jersey	NELAC	2	TN965
TestAmerica Nashville	New York	NELAC	2	11342
TestAmerica Nashville	North Carolina	North Carolina DENR	4	387
TestAmerica Nashville	North Dakota	State Program	8	R-146
TestAmerica Nashville	Ohio	OVAP	5	CL0033
TestAmerica Nashville	Oklahoma	State Program	6	9412
TestAmerica Nashville	Oregon	NELAC	10	TN200001
TestAmerica Nashville	Pennsylvania	NELAC	3	68-00585
TestAmerica Nashville	Rhode Island	State Program	1	LAO00268
TestAmerica Nashville	South Carolina	State Program	4	84009
TestAmerica Nashville	South Carolina	State Program	4	84009
TestAmerica Nashville	Tennessee	State Program	4	2008
TestAmerica Nashville	Texas	NELAC	6	T104704077-09-TX
TestAmerica Nashville	USDA	USDA		S-48469
TestAmerica Nashville	Utah	NELAC	8	TAN
TestAmerica Nashville	Virginia	NELAC Secondary AB	3	460152
TestAmerica Nashville	Virginia	State Program	3	00323
TestAmerica Nashville	Washington	State Program	10	C789
TestAmerica Nashville	West Virginia	West Virginia DEP	3	219

Accreditation may not be offered or required for all methods and analytes reported in this package. Please contact your project manager for the laboratory's current list of certified methods and analytes.

TestAmerica
THE LEADER IN ENVIRONMENTAL TESTING
Nashville, TN

COOLER RECE

NUK1664

Cooler Received/Opened On 11/11/2011 @ 0830

1. Tracking # 6941 (last 4 digits, FedEx)

Courier: FedEx IR Gun ID 14740456

2. Temperature of rep. sample or temp blank when opened: 4.3 *Degrees Celsius*

3. If Item #2 temperature is 0°C or less, was the representative sample or temp blank frozen? YES NO (NA)

4. Were custody seals on outside of cooler? (YES)..NO...NA

If yes, how many and where: 1 Front

5. Were the seals intact, signed, and dated correctly? (YES)..NO...NA

6. Were custody papers inside cooler? (YES)..NO...NA

I certify that I opened the cooler and answered questions 1-6 (intial) EF

7. Were custody seals on containers: YES (NO) and Intact YES...NO...(NA)

Were these signed and dated correctly? YES...NO...(NA)

8. Packing mat'l used? (Bubblewrap) Plastic bag Peanuts Vermiculite Foam Insert Paper Other None

9. Cooling process: (Ice) Ice-pack Ice (direct contact) Dry Ice Other None

10. Did all containers arrive in good condition (unbroken)? (YES)..NO...NA

11. Were all container labels complete (#, date, signed, pres., etc)? (YES)..NO...NA

12. Did all container labels and tags agree with custody papers? (YES)..NO...NA

13a. Were VOA vials received? (YES)..NO...NA

b. Was there any observable headspace present in any VOA vial? YES (NO) NA

14. Was there a Trip Blank in this cooler? (YES)..NO...NA If multiple coolers, sequence #_____

I certify that I unloaded the cooler and answered questions 7-14 (intial) MW

15a. On pres'd bottles, did pH test strips suggest preservation reached the correct pH level? YES..NO..(NA)

b. Did the bottle labels indicate that the correct preservatives were used (YES)..NO...NA

16. Was residual chlorine present? YES...NO...(NA)

I certify that I checked for chlorine and pH as per SOP and answered questions 15-16 (intial) MW

17. Were custody papers properly filled out (ink, signed, etc)? (YES)..NO...NA

18. Did you sign the custody papers in the appropriate place? (YES)..NO...NA

19. Were correct containers used for the analysis requested? (YES)..NO...NA

20. Was sufficient amount of sample sent in each container? (YES)..NO...NA

I certify that I entered this project into LIMS and answered questions 17-20 (intial) MW

I certify that I attached a label with the unique LIMS number to each container (intial) MW

21. Were there Non-Conformance issues at login? YES (NO) Was a PIPE generated? YES (NO) #_____

11

BIS = Broken in shipment
Cooler Receipt Form.doc

LF-1

Revised 6/24/09

End of Form

11/18/2011

[redacted]

Chain of Custody Record

NUK1664
11/18/11 23:59

TAL-4124 (1007)

Temperature on Receipt _____

Drinking Water? Yes ☐ No ☑

TestAmerica
THE LEADER IN ENVIRONMENTAL TESTING

11/18/2011

Client: Hart R Hickman, PC	Project Manager: Shannon Cottrell	Date: 11/9/11	Chain of Custody Number: 194137
Address: 2923 S. Tryon St. Ste. 100	Telephone Number (Area Code)/Fax Number: 704-586-0007	Lab Number:	Page 1 of 2
City: Charlotte; State: NC; Zip Code: 28293	Site Contact:	Lab Contact:	
Project Name and Location (State): Goodrich Delavan Bamberg, SC	Carrier/Waybill Number:		
Contract/Purchase Order/Quote No.: GDR-006			

Analysis (Attach list if more space is needed)

Sample I.D. No. and Description (Containers for each sample may be combined on one line)	Date	Time	Air	Aqueous	Sed.	Soil	Unpres.	H2SO4	HNO3	HCl	NaOH	ZnAc/NaOH	VOCs 8260B		Special Instructions/ Conditions of Receipt
MW-15D	11/8/11	1300		✓						✓			✓	NUK 1664-01	Report 601 Analyte
MW-15	↓	1320		✓						✓			✓	02	List Only
MW-16D		1400		✓						✓			✓	03	
MW-14D		1510		✓						✓			✓	04	
MW-16		1420		✓						✓			✓	05	
MW-14		1530		✓						✓			✓	06	
MW-12D		1700		✓						✓			✓	07	
MW-13D		1745		✓						✓			✓	08	
MW-7	↓	1815		✓						✓			✓	09	
MW-9	11/9/11	800		✓						✓			✓	10	
MW-9D	↓	835		✓						✓			✓	11	
MW-10D	↓	905		✓						✓			✓	12	

Possible Hazard Identification: ☑ Non-Hazard ☐ Flammable ☐ Skin Irritant ☐ Poison B ☐ Unknown

Sample Disposal: ☐ Return To Client ☑ Disposal By Lab ☐ Archive For _____ Months (A fee may be assessed if samples are retained longer than 1 month)

Turn Around Time Required: ☐ 24 Hours ☐ 48 Hours ☐ 7 Days ☐ 14 Days ☐ 21 Days ☑ Other H&H Standard 5 Day

QC Requirements (Specify): Level II

	Date	Time		Date	Time
1. Relinquished By: [signature]	11/10/11	1520	1. Received By: Tipha Crayford	11/10/11	15:20
2. Relinquished By: Tipha Crayford	11/10/11	16:23	2. Received By: [signature]	11-11-11	0830
3. Relinquished By:			3. Received By:		

Comments

43c

DISTRIBUTION: WHITE - Returned to Client with Report; CANARY - Stays with the Sample; PINK - Field Copy

11

Chain of Custody Record

NUK1664

11/18/11 23:59

Temperature on Receipt _____

Drinking Water? Yes ☐ No ☑

TestAmerica

THE LEADER IN ENVIRONMENTAL TESTING

TAL-4124 (1007)

Client: Hart & Hickman, PC	Project Manager: Shannon Cottrell	Date: 11/9/11	Chain of Custody Number: 194138
Address: 2923 S. Tryon St. Ste 100	Telephone Number (Area Code)/Fax Number: 704-586-0007	Lab Number:	Page 2 of 2
City: Charlotte	State: NC	Zip Code: 28203	Site Contact:	Lab Contact:
Project Name and Location (State): Goodrich Delavan - Bamberg, SC	Carrier/Waybill Number:		
Contract/Purchase Order/Quote No.: GDR-006			

Sample I.D. No. and Description (Containers for each sample may be combined on one line)	Date	Time	Matrix: Air	Aqueous	Sed.	Soil	Containers & Preservatives: Unpres.	H2SO4	HNO3	HCl	NaOH	ZnAc/NaOH	Analysis: VOCs 8260B		Special Instructions/ Conditions of Receipt
MW-10	11/9/11	920		✓						✓			✓	13	Report Gal Analyte
MW-11		935		✓						✓			✓	14	List Only
MW-4		945		✓						✓			✓	15	
MW-5		1000		✓						✓			✓	16	
MW-6		1020		✓						✓			✓	17	
MW-8		1040		✓						✓			✓	18	
MW-3		1100		✓						✓			✓	19	
MW-3D1		1130		✓						✓			✓	20	
MW-3D		1150		✓						✓			✓	21	
MW-1		1210		✓						✓			✓	22	
Trip Blank	–	–		✓									✓	23	

Possible Hazard Identification: ☑ Non-Hazard ☐ Flammable ☐ Skin Irritant ☐ Poison B ☐ Unknown

Sample Disposal: ☐ Return To Client ☑ Disposal By Lab ☐ Archive For _____ Months (A fee may be assessed if samples are retained longer than 1 month)

Turn Around Time Required: ☐ 24 Hours ☐ 48 Hours ☐ 7 Days ☐ 14 Days ☐ 21 Days ☐ Other H&H standard 5-Day

QC Requirements (Specify): Level II

	Date	Time		Date	Time
1. Relinquished By: [signature]	11/10/11	1520	1. Received By: Sylvia Crawford	11/10/11	15:20
2. Relinquished By: Sylvia Crawford	11/10/11	16:23	2. Received By: [signature]	11-11-11	0830
3. Relinquished By:			3. Received By:		

Comments

4.3c

DISTRIBUTION: WHITE - Returned to Client with Report; CANARY - Stays with the Sample; PINK - Field Copy

11/18/2011

Page 47 of 47

Appendix C

PCE Concentration Graphs

MW-1 PCE Concentrations vs Time
Delavan Spray Technologies
Bamberg, South Carolina
H&H Job No. GDR-006

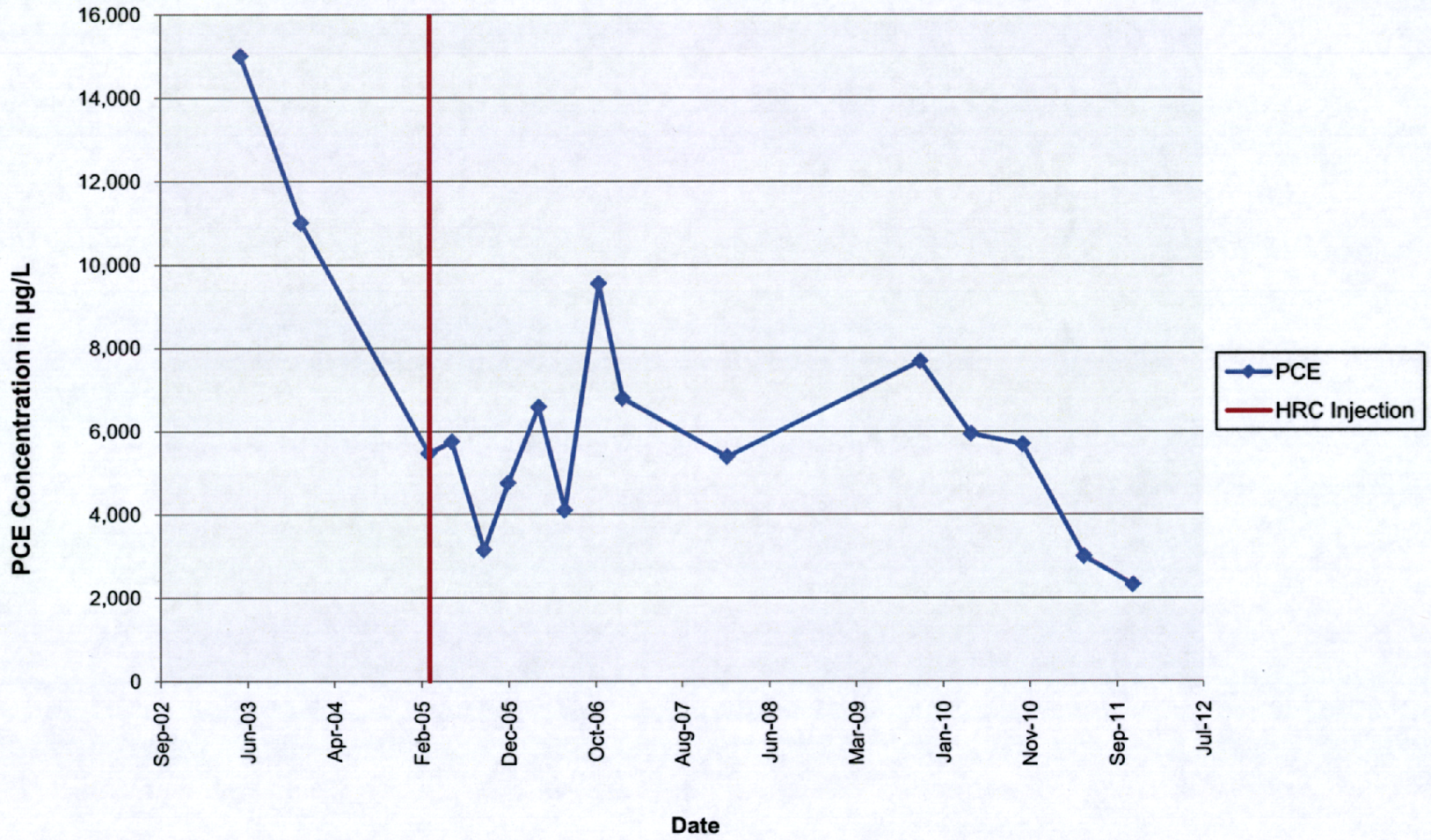

Hart & Hickman, PC

MW-3 PCE Concentrations vs Time
Delavan Spray Technologies
Bamberg, South Carolina
H&H Job No. GDR-006

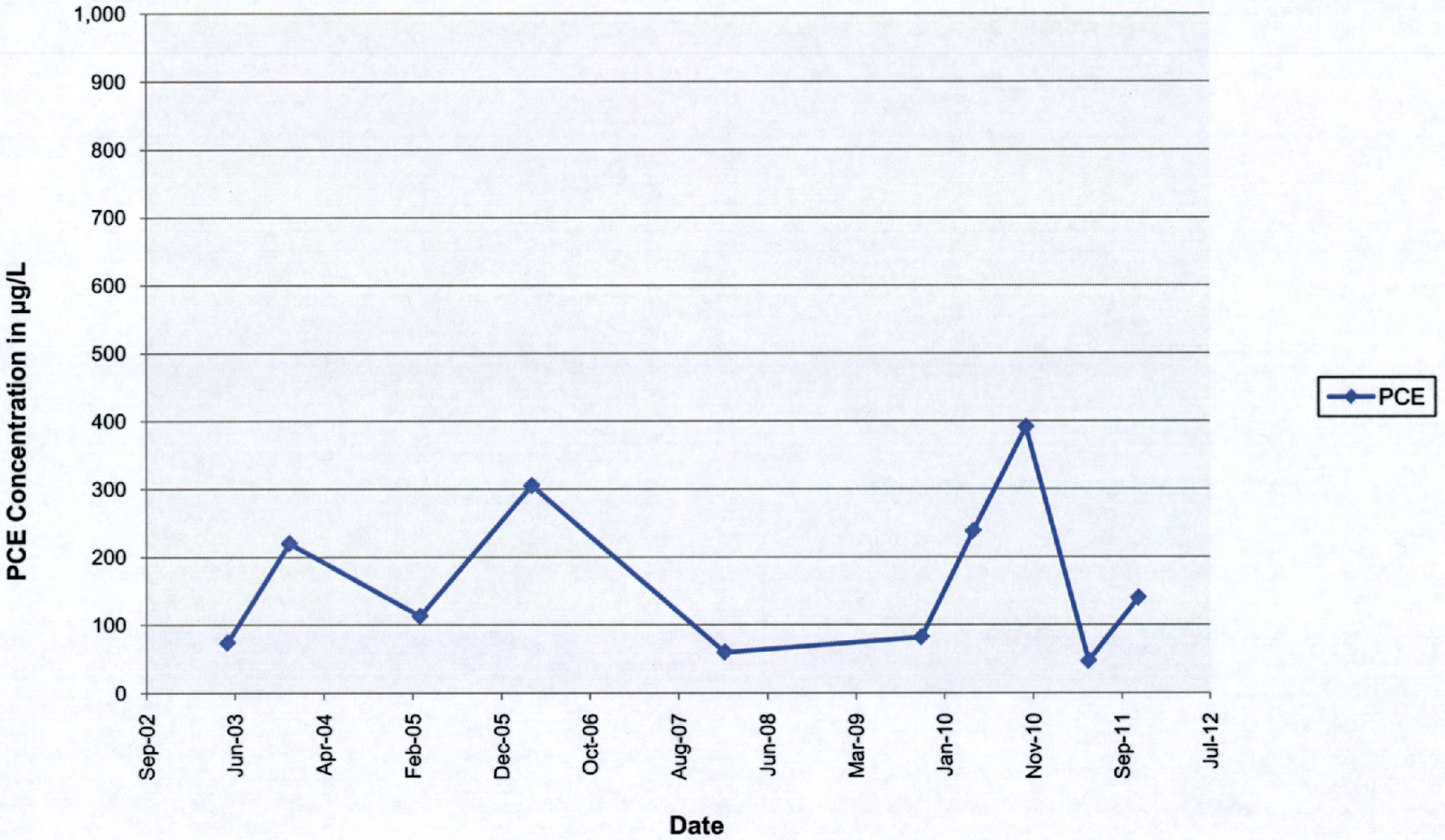

Hart & Hickman, PC

MW-3D PCE Concentrations vs Time
Delavan Spray Technologies
Bamberg, South Carolina
H&H Job No. GDR-006

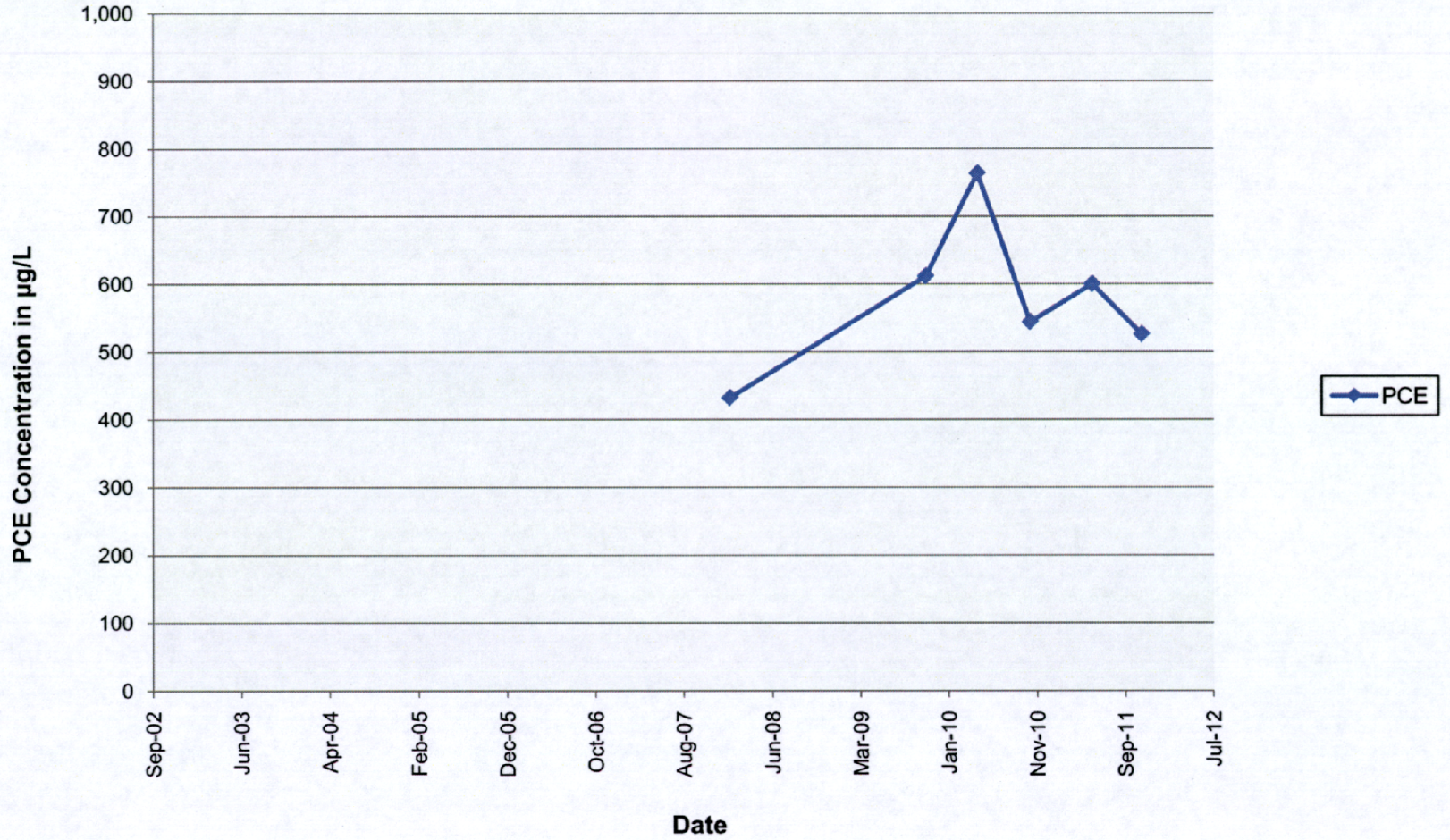

Hart & Hickman, PC

MW-9 PCE Concentrations vs Time
Delavan Spray Technologies
Bamberg, South Carolina
H&H Job No. GDR-006

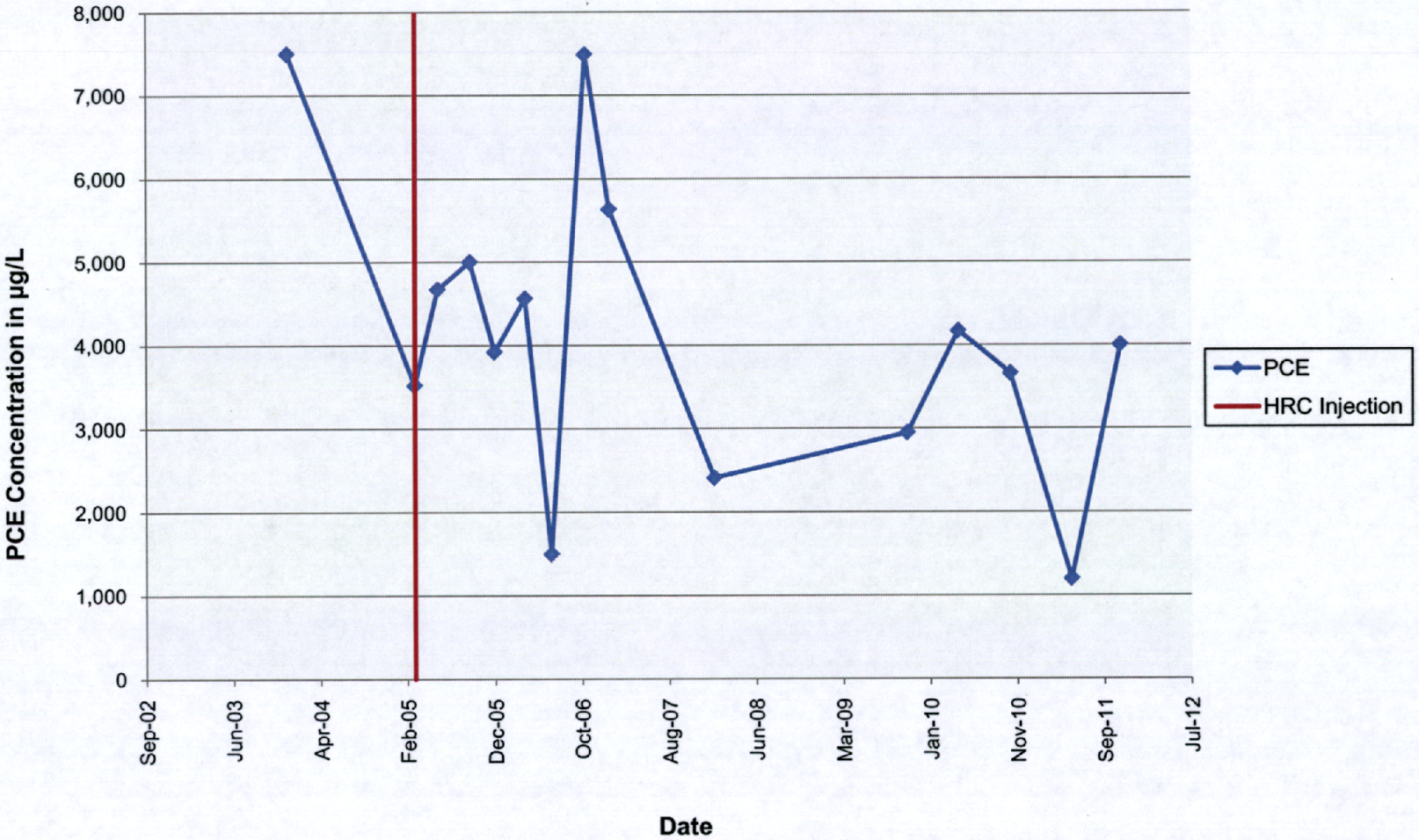

Hart & Hickman, PC

MW-10 PCE Concentration vs Time
Delavan Spray Technologies
Bamberg, South Carolina
H&H Job No. GDR-006

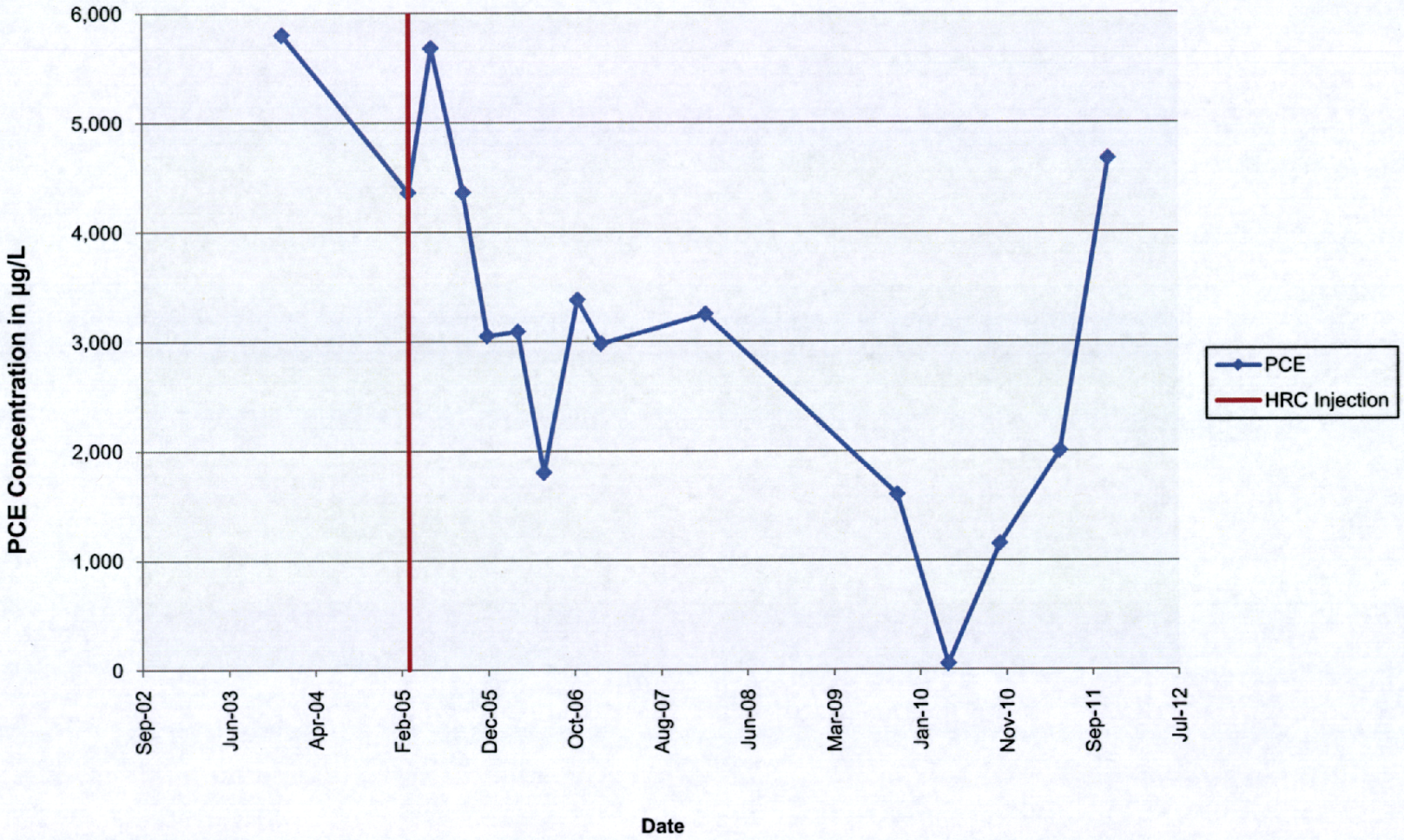

Hart & Hickman, PC

MW-12D PCE Concentrations vs Time
Delavan Spray Technologies
Bamberg, South Carolina
H&H Job No. GDR-006

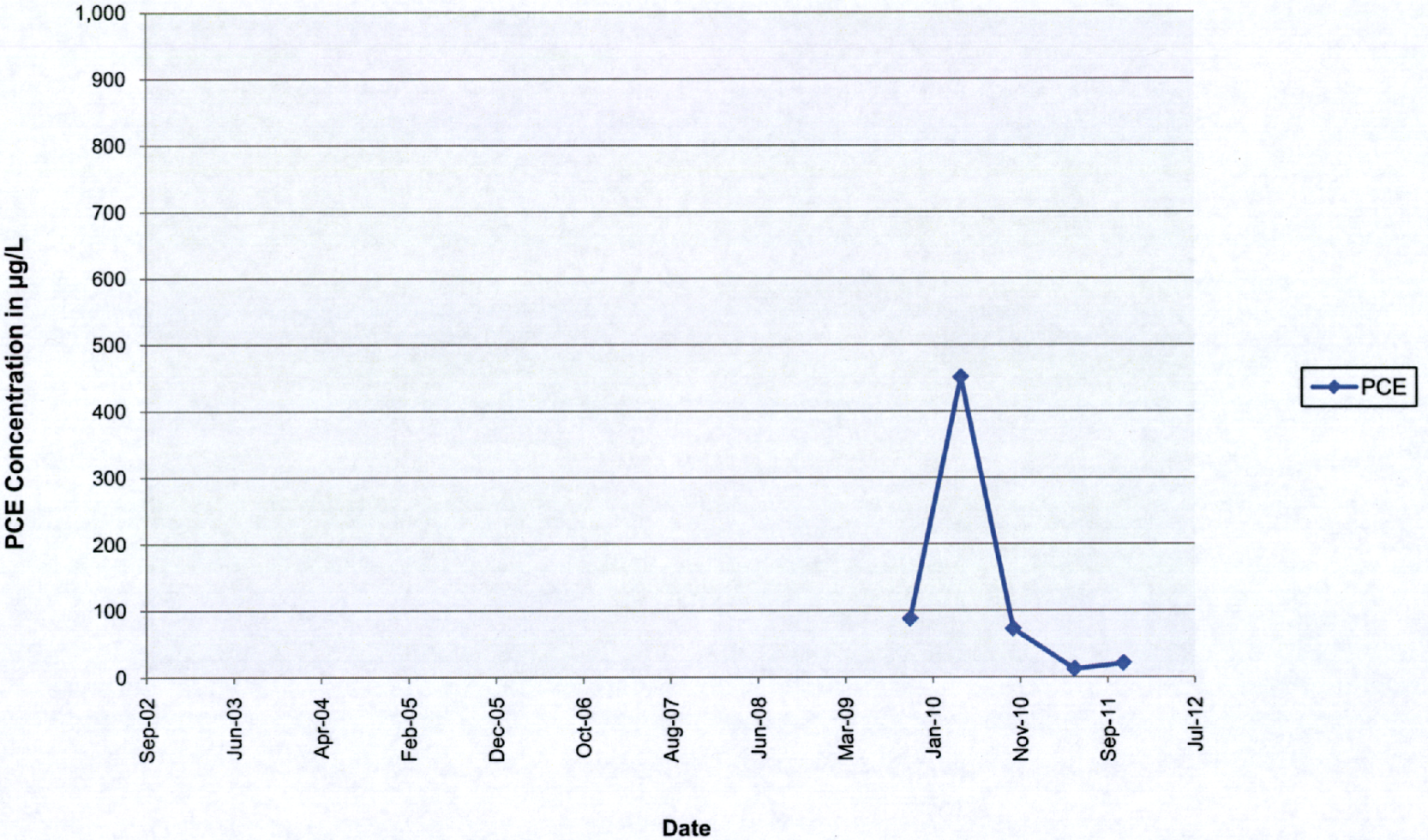

Hart & Hickman, PC

MW-13D PCE Concentration vs Time
Delavan Spray Technologies
Bamberg, South Carolina
H&H Job No. GDR-006

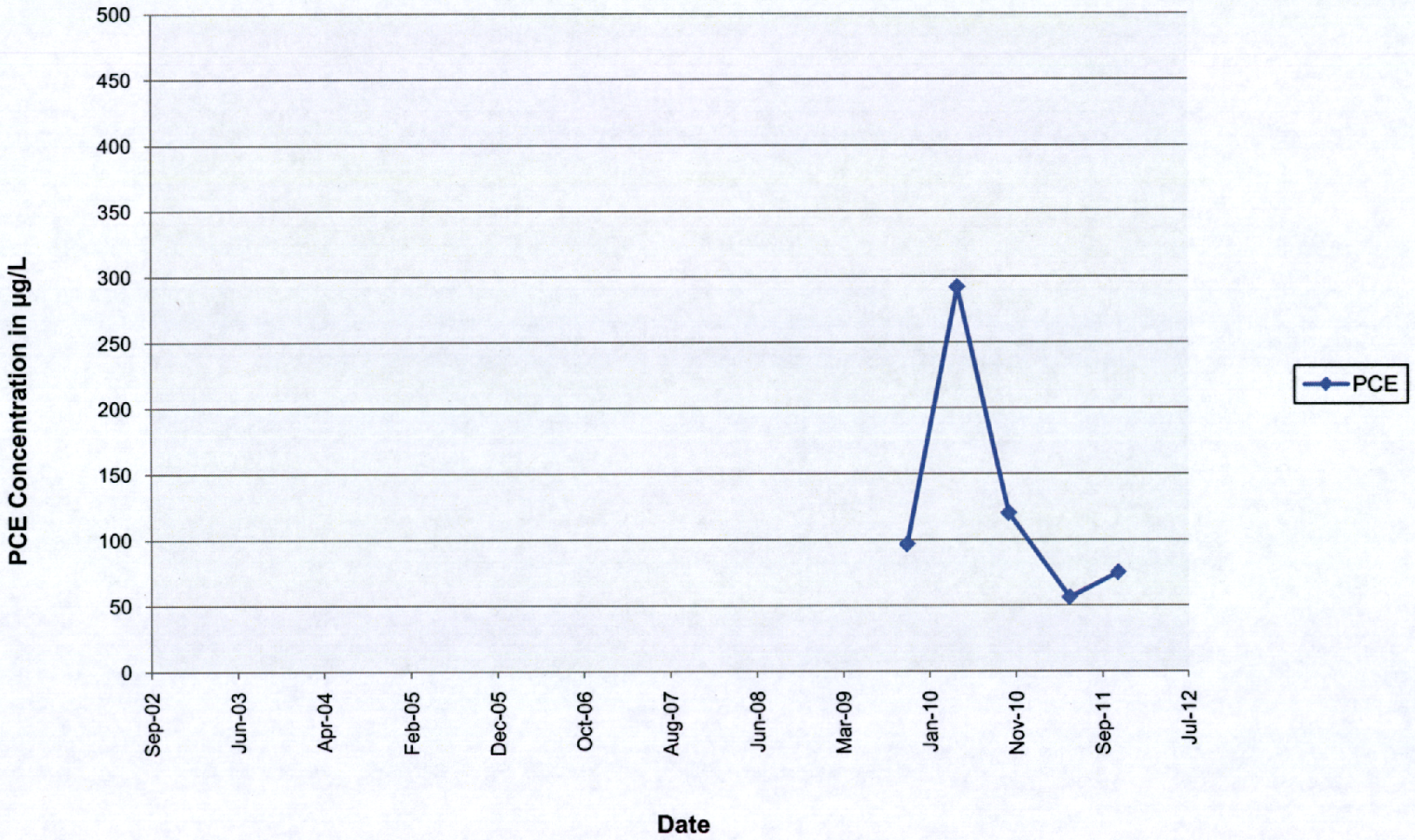

Hart & Hickman, PC

MW-14D PCE Concentration vs Time
Delavan Spray Technologies
Bamberg, South Carolina
H&H Job No. GDR-006

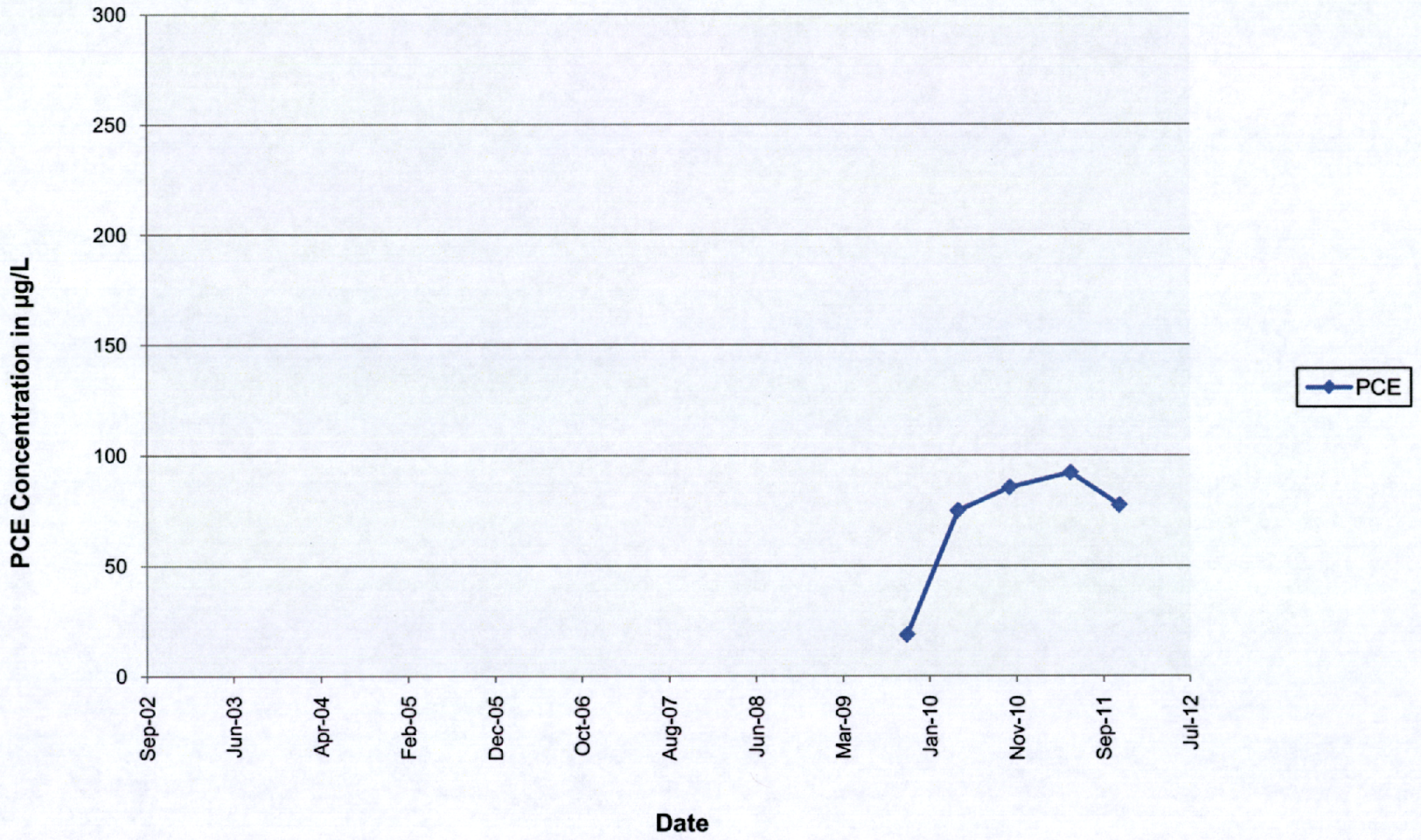

Hart & Hickman, PC