South Carolina Department of Health and Environmental Control
Bureau of Underground Storage Tank Management
2600 Bull Street, Columbia, S.C. 29201

CONSENT ORDER

NUMBER: 00-0473-UST

EFFECTIVE DATE: JUL 03 2000

Facility Name: Fast Point 24
Facility Address: 2367 Taylor St., Columbia, Richland County, SC

UST Permit # 07584

To: Pacemaker Leasing Corporation

Findings of Fact

1. Pacemaker Leasing Corporation owned and operated underground storage tanks as defined in the State Underground Petroleum Environmental Response Bank (SUPERB) Act, Title 44, Chapter 2 of the South Carolina Code of Laws as amended, which are located at the above referenced facility.

2. A Notice of Violation, dated **April 20, 2000**, attached and incorporated herein as part of this Order, was issued citing the above referenced facility for violations of the South Carolina Underground Storage Tank Control Regulations, R.61-92.

3. Based on inspection of the facility as set forth in the Notice of Violation, the owner/operator is found to have violated the provisions set forth below with corresponding civil penalties and regulations.

R.61-92		
Section 280.65(a)&(b)	Failure to determine the extent of a release in accordance with a schedule established by the Department, and submit corresponding report - submit a Rapid Assessment Report for a release reported 4/98	$1,000

TOTAL PENALTY OWED: $1,000

Conclusions of Law

1. This Department has authority under Section 44-2-140 of the SUPERB Act to issue Orders requiring compliance and assessing civil penalties for violations of the above laws and regulations.

2. The owner/operator violated the above referenced regulations.

Therefore, the owner/operator is hereby ordered to pay a civil penalty in the amount of **$1,000**, correct the violations cited above and on the attached Notice of Violation, return information documenting compliance **within thirty (30) days of the effective date of the Order which will be established upon the signature of the owner/operator**, and henceforth comply with the South Carolina Underground Storage Tank Control Regulations R.61-92.

Upon signing the Consent Order, the owner/operator waives the opportunity to appeal this Consent Order and it becomes binding. **Failure to comply with a signed Consent Order is an additional violation and may result in further penalties and enforcement action.**

UST PROGRAM
DOCKETING # 33A Tech

DHEC/UST/060200

The owner/operator has the right to request a conference to discuss the Consent Order. The conference must be requested **within fifteen (15) days of receipt.** Requests shall be made by writing to the Enforcement Section, Bureau of Underground Storage Tank Management, South Carolina Department of Health and Environmental Control, 2600 Bull Street, Columbia, SC 29201, or by calling the Enforcement Project Manager, Joe W. Gladney, at (803) 898-4350 or (800)826-5435.

If you do not submit documentation demonstrating compliance, request a conference, or return the signed Consent Order within the stipulated time frame, the Department will initiate additional enforcement proceedings. Additionally, failure to respond to the Consent Order does not relieve you of the responsibility to comply fully with the regulations, including correcting the violations which have been specifically identified.

The South Carolina Department of
Health and Environmental Control

Issued:

By: _____ June 12, 2000
Stanley L. Clark, P. G., Chief
Bureau of Underground Storage Tank Management
Date

Reviewed:

By: _____ 6-13-00
Attorney for the Department
Date

CONSENT:

_____ 7/3/00
Owner/Operator/Representative
Date

SLC/jwg
07584co

DHEC/UST/060200

resolved

reported

8/10

no penalty

BOARD:
Elizabeth M. Hagood
Chairman

Edwin H. Cooper, III
Vice Chairman

Steven G. Kisner
Secretary

D H E C

PROMOTE PROTECT PROSPER

C. Earl Hunter, Commissioner

Promoting and protecting the health of the public and the environment.

BOARD:
Henry C. Scott

Paul C. Aughtry, III

Glenn A. McCall

Coleman F. Buckhouse, MD

FEB 28 2007

MR JAMES L COOPER
PALMETTO ENVIRONMENTAL GROUP
PO BOX 427
ELGIN SC 29045

UIC Letter Approval

Re: UST Permit # 07584, University Mart, 2367 Taylor St., Columbia, SC
Release 1 reported January 30, 1991; Release 2 Reported April 17, 1998
UST Permit # 07777, Clouds Chevron, 1600 Two Notch Rd., Columbia, SC
Release reported December 31, 1991
UST Permit # 12352, Clouds Chevron, 1600 Two Notch Rd., Columbia, SC
Release reported December 30, 1991
IBF-29751-4/25/06-EMW
Permit to Operate received February 16, 2007
Richland County

Dear Mr. Cooper:

Please find enclosed the Underground Injection Control Permit to Operate fifty-eight injection wells at the referenced facilities. In accordance with Performance Requirement 6 of the remediation contract, system start-up should occur within fifteen days of the Permit to Operate. The first quarterly Corrective Action System Evaluation (CASE) Report is due within ninety days of the Permit to Operate (on or before **May 25, 2007**).

On all correspondence regarding this site, please reference UST Permit # 07584, 07777, and 12352. If you have questions concerning this correspondence, feel free to contact me by telephone at (803) 896-6676, by fax at (803) 896-6245, or blockse@dhec.sc.gov.

Sincerely,

Susan Block, P.G., Hydrogeologist
Northeastern SC Corrective Action Section
Assessment and Corrective Action Division
Underground Storage Tank Program
Bureau of Land and Waste Management

Enc: UIC Permit

cc: Technical Files (w/o enc)

SCDHEC/UST/SEB/022107

UST PROGRAM
DOCKETING # 1

D H E C

PROMOTE PROTECT PROSPER

07584

C. Earl Hunter, Commissioner

Promoting and protecting the health of the public and the environment.

Letter of Concern

May 3, 2007

MR RICH WEINACKER
FIRST COMMUNITY BANK
4404 FOREST DR
COLUMBIA, SC 29206

Re: Suddeth Towing
Monitoring Wells MW-49 and MW-50
Richland County

Dear Mr. Weinacker:

This correspondence is provided in response to our conversation on May 2, 2007 regarding monitoring wells MW-49 and MW-50 located on the subject property.

According to the latest monitoring data, received by the Department on September 7, 2006, there are no concentrations of petroleum chemicals of concern exceeding analytical detection limits in either of the referenced monitoring wells.

Please feel free to contact me at (803) 896-6585 if you have any questions or need additional information.

Sincerely,

Christopher S. Doll, P.G., Manager
Northeastern SC Corrective Action Section
Assessment and Corrective Action Division
Underground Storage Tank Program
Bureau of Land and Waste Management

Cc: Technical Files (07584, 07777, 12352)

DHEC/UST/050307

UST PROGRAM
DOCKETING # 2

Palmetto Environmental Group, Inc.

RECEIVED
JUL 18 2007
UNDERGROUND STORAGE
TANK PROGRAM

July 16, 2007

Susan Block
Corrective Action Section
Underground Storage Tank Program
SCDHEC
2600 Bull St.
Columbia, SC 29201

4 UST 07584

RE: Cloud's Chevron/University Mart, UST Permits #07777/12352, Columbia, SC

Dear Ms. Block:

Enclosed is the CASE Report for the sites referenced above.

The FPP removal milestone has been achieved at this time. The compressors have been started and the air sparging phase of the project is now underway.

Please call if there are questions or you require additional information.

Sincerely,

James L. Cooper
Project Manager

P. O. Box 427, Elgin, SC 29045
(803) 438-1331 Voice/Fax
E-Mail Slotsky@BellSouth.Net

UST PROGRAM
DOCKETING # 3

SCANNED

CASE Report

Site No.: 07584/17777/12352
Cloud's Chevron/Handy Pantry #65
2367 Taylor St.
Columbia, SC

Prepared by:
Dean L. Cooper
Palmetto Environmental Group, Inc.
P. O. Box 427
Elgin, SC 29045
SCDHEC Contractor Certification 260

July 12, 2007

Event and Activities:

Equipment and personnel were mobilized to the site six times since the permit to operate the injection wells was issued February 15, 2007 to conduct vacuum recovery operations in an effort to remove free phase LPH from the water table. Vacuum was placed on the recovery wells each visit for approximately 6 hours. A total of 2,050 gallons of groundwater and LPH were removed from the aquifer during these operations.

Equipment and personnel were mobilized to the site again July 12th to gauge the monitoring wells for groundwater and LPH levels.

Observations:

Groundwater measurements indicate that groundwater continues to move in a southerly direction toward the storm drainage culvert south of the NAPA store between Millwood and Ontario streets. Groundwater is relatively flat west of the site and north of Taylor St.

Free phase LPH was not found in any of the monitoring wells gauged at this time. Results of the gauging event are summarized in a table attached to this report. Graphic representations of potentiometric conditions are also attached.

Waste manifests documenting disposal of drill cuttings and waste groundwater are also included. The drill cuttings were generated during the construction phase of the project and disposed of subsequent to the installation report. Wasted groundwater was generated during the vacuum recovery operations. The groundwater has been placed in a bulk tanker for ultimate disposal at a later date. Groundwater collected prior to April 30, 2007 was transported to EQ Augusta for final disposal. The manifest for this load is attached.

Recommendations/Conclusions:

Measurable amounts of free phase LPH have been eliminated from the aquifer at this time. This represents the first reduction milestone and we will now start the compressors and begin the air sparging phase of the project.

In 3 months, we will sample all the monitoring wells for the first time to determine initial CoC mass concentrations and establish SSTL's for the monitoring wells that previously contained free phase LPH. Reductions in dissolved CoC mass concentrations will be calculated at that time.

Dean L. Cooper, P. E.

Groundwater Potentiometric Data						
Well	Date	TOC Elevation	TOC to GW	TOC to FP	FP Thickness	GW Elevation
	4/19/2005	93.89				93.89
	6/29/2006	93.89	17.98			75.91
MW-1	7/12/2007	93.89	17.00			76.89
	4/19/2005	94.70				94.70
	6/29/2006	94.70	22.91			71.79
MW-2	7/12/2007	94.70	22.60			72.10
	4/19/2005	94.45				94.45
	6/29/2006	94.45	24.88	21.30	3.58	69.57
MW-3	7/12/2007	94.45	25.70			68.75
	4/19/2005	94.85				94.85
	6/29/2006	94.85	26.24			68.61
MW-4	7/12/2007	94.85	20.00			74.85
	4/19/2005	95.26				95.26
	6/29/2006	95.26	23.34			71.92
MW-5	7/12/2007	95.26	21.20			74.06
	4/19/2005	94.96				94.96
	6/29/2006	94.96	24.09			70.87
MW-6	7/12/2007	94.96	24.30			70.66
	4/19/2005	95.93				95.93
	6/29/2006	95.93	24.29			71.64
MW-7	7/12/2007	95.93	23.10			72.83
	4/19/2005	94.79				94.79
	6/29/2006	94.79	20.28			74.51
MW-8	7/12/2007	94.79	19.00			75.79
	4/19/2005	92.30				92.30
	7/11/2006	92.30	28.93	28.65	0.28	63.37
MW-9*	7/12/2007	92.30	28.50			63.80
	4/19/2005	85.98				85.98
	4/19/2005	85.98				85.98
MW-10	7/12/2007	85.98	18.35			67.63
	4/19/2005	88.46				88.46
	7/11/2006	88.46	20.49			67.97
MW-11	7/12/2007	88.46	19.90			68.56
	4/19/2005	72.80				72.80
	7/13/2006	72.80				72.80
MW-12	7/12/2007	72.80	5.10			67.70
	4/19/2005	80.44				80.44
	7/11/2006	80.44	13.05			67.39
MW-13	7/12/2007	80.44	12.40			68.04
	4/19/2005	86.44				86.44
	4/19/2005	86.44				86.44
MW-15*	7/12/2007	86.44				86.44
	4/19/2005	88.19				88.19
	7/11/2006	88.19	19.50	19.48	0.02	68.69
MW-16	7/12/2007	88.19	19.20			68.99
	4/19/2005	92.45				92.45
	7/11/2006	92.45	24.42	24.38	0.04	68.03
MW-17	7/12/2007	92.45	23.80			68.65
	4/19/2005	94.81				94.81
	4/19/2005	94.81				94.81
MW-18	7/12/2007	94.81	25.50			69.31
	4/19/2005	93.96				93.96
	7/11/2006	93.96	25.89	25.7	0.19	68.07
MW-19	7/12/2007	93.96	25.00			68.96
	4/19/2005	94.12				94.12
	6/29/2006	94.12	22.76			71.36
MW-20	7/12/2007	94.12	32.10			62.02
	4/19/2005	94.25				94.25
	6/29/2006	94.25	21.54			72.71
MW-22	7/12/2007	94.25	23.40			70.85
	4/19/2005	94.43				94.43
	6/29/2006	94.43	21.79			72.64
MW-23	7/12/2007	94.43	25.20			69.23
	4/19/2005	93.94				93.94
	4/19/2005	93.94				93.94
MW-24	7/12/2007	93.94				93.94
	4/19/2005	93.09				93.09
	6/29/2006	93.09	20.70			72.39
MW-25	7/12/2007	93.09	22.90			70.19
	4/19/2005	95.96				95.96
	6/29/2006	95.96	22.68			73.28
MW-26	7/12/2007	95.96	22.40			73.56
	4/19/2005	91.40				91.40
	4/19/2005	91.40				91.40
MW-27*	7/12/2007	91.40				91.40

	4/19/2005	91.46				91.46
	6/29/2006	91.46	18.42			73.04
MW-28	7/12/2007	91.46	17.70			73.76
	4/19/2005	91.09				91.09
	6/29/2006	91.09	19.57			71.52
MW-29	7/12/2007	91.09	18.80			72.29
	4/19/2005	92.77				92.77
	6/29/2006	92.77	23.34			69.43
MW-30	7/12/2007	92.77	22.35			70.42
	4/19/2005	95.20				95.20
	6/29/2006	95.20	27.14			68.06
MW-31	7/12/2007	95.20	23.33			71.87
	4/19/2005	92.87				92.87
	6/29/2006	92.87	23.51			69.36
MW-32	7/12/2007	92.87	22.50			70.37
	4/19/2005	93.84				93.84
	6/29/2006	93.84	25.71			68.13
MW-33	7/12/2007	93.84	25.00			68.84
	4/19/2005	94.77				94.77
	6/29/2006	94.77	26.55			68.22
MW-34	7/12/2007	94.77	24.60			70.17
	4/19/2005	93.71				93.71
	7/11/2006	93.71	25.60	25.03	0.57	68.11
MW-35	7/12/2007	93.71	25.35			68.36
	4/19/2005	93.89				93.89
	6/29/2006	93.89	25.28			68.61
MW-36	7/12/2007	93.89	24.50			69.39
	4/19/2005	93.78				93.78
	6/29/2006	93.78	25.78			68.00
MW-37	7/12/2007	93.78	25.10			68.68
	4/19/2005	95.53				95.53
	7/11/2006	95.53	27.20			68.33
MW-38	7/12/2007	95.53	26.50			69.03
	4/19/2005	96.19				96.19
	7/11/2006	96.19	27.92			68.27
MW-39	7/12/2007	96.19	27.65			68.54
	4/19/2005	95.69				95.69
	7/11/2006	95.69	27.88			67.81
MW-40	7/12/2007	95.69	27.20			68.49
	4/19/2005	94.85				94.85
	7/11/2006	94.85	27.31			67.54
MW-41	7/12/2007	94.85	26.85			68.00
	4/19/2005	95.81				95.81
	7/11/2006	95.81	29.98			65.83
MW-42	7/12/2007	95.81	27.40			68.41
	4/19/2005	95.15				95.15
	7/11/2006	95.15	26.61			68.54
MW-43	7/12/2007	95.15	22.54			72.61
	4/19/2005	94.57				94.57
	7/11/2006	94.57	25.29			69.28
MW-44	7/12/2007	94.57	24.65			69.92
	4/19/2005	92.51				92.51
	7/11/2006	92.51	24.72			67.79
MW-45	7/12/2007	92.51	22.70			69.81
	4/19/2005	94.50				94.50
	7/11/2006	94.50	25.96			68.54
MW-46	7/12/2007	94.50	25.25			69.25
	4/19/2005	92.44				92.44
	7/11/2006	92.44	23.91			68.53
MW-47	7/12/2007	92.44	23.20			69.24
	4/19/2005	89.95				89.95
	7/11/2006	89.95	20.90			69.05
MW-48	7/12/2007	89.95	19.40			70.55
	4/19/2005	88.18				88.18
	7/11/2006	88.18	18.56			69.62
MW-49	7/12/2007	88.18	17.80			70.38
	4/19/2005	84.09				84.09
	7/11/2006	84.09	14.72			69.37
MW-50	7/12/2007	84.09	15.20			68.89
	4/19/2005	93.91				93.91
	7/11/2006	93.91	24.81			69.10
MW-51	7/12/2007	93.91	20.15			73.76
	4/19/2005	90.21				90.21
	7/11/2006	90.21	22.22			67.99
MW-52	7/12/2007	90.21	21.70			68.51
	4/19/2005	79.60				79.60
	7/11/2006	79.60	11.92			67.68
MW-53*	7/12/2007	79.60				79.60
	4/19/2005	77.58				77.58
	7/11/2006	77.58				77.58
MW-54	7/12/2007	77.58	12.00			65.58

	4/19/2005	71.22				71.22
	7/11/2006	71.22				71.22
MW-55	7/12/2007	71.22	3.85			67.37
	4/19/2005	76.39				76.39
	7/13/2006	76.39				76.39
MW-56	7/12/2007	76.39	8.60			67.79
	4/19/2005	67.20				67.20
	7/13/2006	67.20				67.20
MW-57*	7/12/2007	67.20				67.20
	4/19/2005	76.37				76.37
	7/13/2006	76.37				76.37
MW-58	7/12/2007	76.37	10.55			65.82
	4/19/2005	68.02				68.02
	7/13/2006	68.02				68.02
MW-59	7/12/2007	68.02	5.30			62.72
	4/19/2005	67.94				67.94
	4/19/2005	67.94				67.94
MW-60*	7/12/2007	67.94				67.94
	4/19/2005	91.00				91.00
	7/11/2006	91.00	20.89			70.11
MW-61	7/12/2007	91.00	18.63			72.37
	4/19/2005	94.05				94.05
	7/17/2006	94.05	24.49			69.56
MW-62	7/12/2007	94.05	24.40			69.65
	4/19/2005	94.65				94.65
	7/11/2006	94.65	25.78			68.87
MW-63	7/12/2007	94.65	25.40			69.25
	4/19/2005	94.36				94.36
	7/11/2006	94.36	27.08			67.28
MW-64	7/12/2007	94.36	26.80			67.56
	4/19/2005	94.04				94.04
	4/19/2005	94.04				94.04
MW-65	7/12/2007	94.04	26.45			67.59
	4/19/2005	95.25				95.25
	7/11/2006	95.25	28.09			67.16
MW-66	7/12/2007	95.25	27.60			67.65
	4/19/2005	96.10				96.10
	7/11/2006	96.10	28.21			67.89
MW-67	7/12/2007	96.10	27.55			68.55
	4/19/2005	94.02				94.02
	7/11/2006	94.02	26.81			67.21
MW-68	7/12/2007	94.02	26.40			67.62
	4/19/2005	94.36				94.36
	7/11/2006	94.36	27.18			67.18
MW-69	7/12/2007	94.36	26.80			67.56
	4/19/2005	95.49				95.49
	7/11/2006	95.49	25.88			69.61
MW-70	7/12/2007	95.49	26.20			69.29
	4/19/2005	94.18				94.18
	6/29/2006	94.18	21.51			72.67
MW-5aR	7/12/2007	94.18	23.80			70.38
	4/19/2005	93.75				93.75
	6/29/2006	93.75	24.61			69.14
PW-1R	7/12/2007	93.75	21.30			72.45
	4/19/2005	93.66				93.66
	6/29/2006	93.66	25.67			67.99
RW-1R	7/12/2007	93.66	22.40			71.26
	4/19/2005	94.66				94.66
	6/29/2006	94.66	49.50			45.16
DW-1	7/12/2007	94.66	22.10			72.56
	4/19/2005	94.02				94.02
	6/29/2006	94.02	45.23			48.79
DW-2	7/12/2007	94.02	21.30			72.72
	4/19/2005	93.75				93.75
	4/19/2005	93.75				93.75
DW-3*	7/12/2007	93.75				93.75
	4/19/2005	93.79				93.79
	6/29/2006	93.79	45.69			48.10
DW-4*	7/12/2007	93.79				93.79

DW-5	4/19/2005	93.74				93.74
	6/29/2006	93.74	12.43			81.31
	7/12/2007	93.74	24.90			68.84
DW-6	4/19/2005	95.90				95.90
	7/11/2006	95.90	46.81			49.09
	7/12/2007	95.90	27.20			68.70
DW-7	4/19/2005	72.79				72.79
	7/13/2006	72.79				72.79
	7/12/2007	72.79	25.60			47.19
DW-8*	4/19/2005	68.63				68.63
	7/13/2006	68.63				68.63
	7/12/2007	68.63				68.63
DW-9*	4/19/2005	76.47				76.47
	7/13/2006	76.47				76.47
	7/12/2007	76.47				76.47
SW-1	4/19/2005					0.00
	7/13/2006					0.00
	7/12/2007					0.00

*Well Not Gauged/Not found

WM.
WASTE MANAGEMENT

SPECIAL WASTE MANIFEST

WASTE ID # VA2164

EXPIRATION DATE: 3-3-2007

RICHLAND LANDFILL
1047 Hwy Church Rd.
Elgin, SC 29045
(803)788-3054
(803)736-0995-Fax

GENERATOR OF WASTE: Palmetto Environmental Group

CUSTOMER ACCOUNT: Palmetto Environmental Group Account # 820-535

LOCATION OF WASTE : Elgin, SC

PHONE # 803-438-1331 CONTACT: James L. Cooper

FAX # 803-438-1331

GENERATOR'S SIGNATURE [signature] DATE: 12/12/06

TRANSPORTER OF WASTE Palmetto Environmental Group, Inc.

DATE: 12/12 TRUCK NO. DT 1

DRIVER'S SIGNATURE [signature]

**** TO BE COMPLETED BY RICHLAND LANDFILL ****

DISPOSAL SITE: RICHLAND LANDFILL ELGIN, SC

DESCRIPTION OF WASTE Non Hazardous Non-Regulated Drill (UST) Charles Chevron

TICKET NO.# 768999 TONNAGE 15.35

RECEIVED BY

WASTE MANAGEMENT

Richland County LF
1047 Highway Church Road
Elgin, SC, 29045
Ph: (803) 788-3054

Original
Ticket# 768998

Customer Name PALMETTOENVIRON PALMETTO ENVI
Ticket Date 12/13/2006
Payment Type Credit Account
Manual Ticket#
Hauling Ticket#
Route
State Waste Code
Manifest 0
Destination
PO
Profile VA2164 (NON-HAZ, NON-REG DRILL (UST SITE))
Generator 126-PALMETTOENVIRONGRPINC PALMETTO ENVIRONMENTAL GROUP, INC.

Carrier PALMETTOENVIRON PALMETTO ENVIRONMENT
Vehicle# DT1
Container
Driver
Check#
Billing # 0000535
Gen EPA ID

Volume

	Time	Scale	Operator			
In	12/13/2006 13:23:29	Scale2	bryon	Gross	56380	lb
Out	12/13/2006 13:32:51	Scale1	bryon	Tare	25680	lb
				Net	30700	lb
				Tons	15.35	

Comments

	Product	LD%	Qty	UOM	Rate	Fee	Amount	Origin
1	Special Misc-Tons-	100	15.35	Tons				28-KERSHAW
2	FUEL-Fuel Surcharg	100		%				28-KERSHAW
3	ENV-ENVIRONMENTAL	100		%				28-KERSHAW

Total Fees
Total Ticket

403WM

WM
WASTE MANAGEMENT

SPECIAL WASTE MANIFEST

WASTE ID # VA2164

EXPIRATION DATE: 3-3-2007

RICHLAND LANDFILL
1047 Hwy Church Rd.
Elgin, SC 29045
(803)788-3054
(803)736-0995-Fax

Ticket # 768700 Bryon

GENERATOR OF WASTE: Palmetto Environmental Group

CUSTOMER ACCOUNT: Palmetto Environmental Group Account # 820-535

LOCATION OF WASTE : Elgin, SC

PHONE # 803-438-1331 CONTACT: James L. Cooper

FAX # 803-438-1331

GENERATOR'S SIGNATURE [signature] DATE: 12/11/06

TRANSPORTER OF WASTE Palmetto Environmental Group, Inc.

DATE: 12/10/06 TRUCK NO. DT-1

DRIVER'S SIGNATURE [signature]

33

**** TO BE COMPLETED BY RICHLAND LANDFILL ****

DISPOSAL SITE: RICHLAND LANDFILL ELGIN, SC

DESCRIPTION OF WASTE Non Hazardous Non-Regulated Drill (UST) Cloud's Chevron

TICKET NO.# 768700 TONNAGE 8.99

RECEIVED BY [signature]

WASTE MANAGEMENT

Richland County LF
1047 Highway Church Road
Elgin, SC, 29045
Ph: (803) 788-3054

Original
Ticket# 768700

Customer Name PALMETTOENVIRON PALMETTO ENVI
Ticket Date 12/12/2006
Payment Type Credit Account
Manual Ticket#
Hauling Ticket#
Route
State Waste Code
Manifest 0
Destination
PO
Profile VA2164 (NON-HAZ, NON-REG DRILL (UST SITE))
Generator 126-PALMETTOENVIRONGRPINC PALMETTO ENVIRONMENTAL GROUP, INC.

Carrier PALMETTOENVIRON PALMETTO ENVIRONMENT
Vehicle# dt1
Container
Driver
Check#
Billing # 0000535
Gen EPA ID

Volume

	Time	Scale	Operator			
In	12/12/2006 13:30:06	Scale2	bryon	Gross	53580	lb
Out	12/12/2006 13:44:55	Scale1	bryon	Tare	35600	lb
				Net	17980	lb
				Tons	8.99	

Comments

	Product	LD%	Qty	UOM	Rate	Fee	Amount	Origin
1	Special Misc-Tons-	100	8.99	Tons				28-KERSHAW
2	FUEL-Fuel Surcharg	100		%				28-KERSHAW
3	ENV-ENVIRONMENTAL	100		%				28-KERSHAW

Total Fees
Total Ticket

403WM

NON-HAZARDOUS WASTE MANIFEST	1. GENERATOR'S US EPA ID #:	MANIFEST DOCUMENT #: 04302007-01 43007	2. Page 1 of 1

3. GENERATOR'S NAME AND MAILING ADDRESS
Palmetto Environmental Group, Inc.
P. O. Box 427
Elgin, SC 29045

4. GENERATOR'S PHONE (803) 438-1331

5. TRANSPORTER 1 COMPANY NAME	6. US EPA ID NUMBER	A. STATE TRANSPORTER'S ID
PALMETTO ENVIRONMENTAL GROUP, INC.		B. TRANSPORTER'S PHONE: (803) 438-1331
7. TRANSPORTER 1 COMPANY NAME	8. US EPA ID NUMBER	C. STATE TRANSPORTER'S ID
		D. TRANSPORTER'S PHONE
9. DESIGNATED FACILITY NAME AND SITE ADDRESS EQ OF AUGUSTA 3920 GOSHEN INDUSTRIAL BLVD. AUGUSTA, GA 30906	10 US EPA ID NUMBER GAR000011817	E. STATE FACILITY ID F. FACILITY'S PHONE 706-771-9100

11. WASTE DESCRIPTION	12. CONSTAINERS NO.	12. CONSTAINERS TYPE	13. TOTAL QUANTITY	14. UNIT WT./VOL.
A. **NON-HAZARDOUS, NON-DOT REGULATED MATERIAL WASTEWATER #2298**	1	TT	5000	GAL.
B.				
C.				
D.				

G. ADDITIONAL DESCRIPTIONS FOR MATERIALS LISTED ABOVE

H. HANDLING CODES FOR WASTE LISTED ABOVE

15. SPECIAL HANDLING INSTRUCTIONS
IN CASE OF EMERGENCY, CONTACT: JIMMY COOPER (803)600-0913 CELL (803)438-1331 OFFICE

16. GENERATOR'S CERTIFICATION: I HEREBY CERTIFY THAT THE CONTENTS OF THIS SHIPMENT ARE FULL AND ACCURATELY DESCRIBED AND ARE IN ALL RESPECTS IN PROPER CONDITION FOR TRANSPORT. THE MATERIALS DESCRIBED ON THIS MANIFEST ARE NOT SUBJECT TO FEDERAL HAZARDOUS WASTE REGULATIONS

PRINTED/TYPE NAME: James L. Cooper	SIGNATURE	DATE MONTH	DAY	YEAR
		4	30	2007

17. TRANSPORTER 1 ACKNOWLEDGEMENT OF RECEIPT OF MATERIALS		DATE MONTH	DAY	YEAR
PRINTED/TYPE NAME: David Lewis	SIGNATURE David Lewis	4	30	2007

18. TRANSPORTER 2 ACKNOWLEDGEMENT OF RECEIPT OF MATERIALS		DATE MONTH	DAY	YEAR
PRINTED/TYPE NAME	SIGNATURE			

19. DESCREPANCY INDICATION SPACE

20. FACILITY OWNER OR OPERATOR; CERTIFICATION OF RECEIPT OF THE WASTE MATERIALS COVERED BY THIS MINIFEST, EXCEPT AS NOTED IN ITEM 19.

PRINTED/TYPE NAME	SIGNATURE	DATE MONTH	DAY	YEAR
Cal Carroll	Cal Carroll	4	30	07

NON-HAZARDOUS WASTE MANIFEST

NON-HAZARDOUS WASTE MANIFEST	1. GENERATOR'S US EPA ID #:	MANIFEST DOCUMENT #: 03232007-01	2. Page 1 of 1

GENERATOR

3. GENERATOR'S NAME AND MAILING ADDRESS
Cloud's Chevron
Forest Drive and Two Notch Rd.
Columbia, SC

4. GENERATOR'S PHONE (803) 438-1331

5. TRANSPORTER 1 COMPANY NAME	6. US EPA ID NUMBER	A. STATE TRANSPORTER'S ID
PALMETTO ENVIRONMENTAL GROUP, INC.		B. TRANSPORTER'S PHONE: (803) 438-1331
7. TRANSPORTER 1 COMPANY NAME	8. US EPA ID NUMBER	C. STATE TRANSPORTER'S ID
		D. TRANSPORTER'S PHONE
9. DESIGNATED FACILITY NAME AND SITE ADDRESS Palmetto Environmental Group, Inc. 2193 Hwy 1 South Elgin, SC 29045	10 US EPA ID NUMBER	E. STATE FACILITY ID F. FACILITY'S PHONE 803-438-1331

11. WASTE DESCRIPTION	12. CONSTAINERS NO.	12. CONSTAINERS TYPE	13. TOTAL QUANTITY	14. UNIT WT./VOL.
A. **NON-HAZARDOUS, NON-DOT REGULATED MATERIAL WASTEWATER #2298**	1	TT	250	GAL.
B.				
C.				
D.				

G. ADDITIONAL DESCRIPTIONS FOR MATERIALS LISTED ABOVE	H. HANDLING CODES FOR WASTE LISTED ABOVE

15. SPECIAL HANDLING INSTRUCTIONS
IN CASE OF EMERGENCY, CONTACT: JIMMY COOPER (803)600-0913 CELL (803)438-1331 OFFICE

16. GENERATOR'S CERTIFICATION: I HEREBY CERTIFY THAT THE CONTENTS OF THIS SHIPMENT ARE FULL AND ACCURATELY DESCRIBED AND ARE IN ALL RESPECTS IN PROPER CONDITION FOR TRANSPORT. THE MATERIALS DESCRIBED ON THIS MANIFEST ARE NOT SUBJECT TO FEDERAL HAZARDOUS WASTE REGULATIONS

PRINTED/TYPE NAME: James L. Cooper	SIGNATURE	DATE MONTH	DAY	YEAR
		3	23	2007

TRANSPORTER

17. TRANSPORTER 1 ACKNOWLEDGEMENT OF RECEIPT OF MATERIALS

PRINTED/TYPE NAME: David Lewis	SIGNATURE	DATE MONTH	DAY	YEAR
		3	23	2007

18. TRANSPORTER 2 ACKNOWLEDGEMENT OF RECEIPT OF MATERIALS

PRINTED/TYPE NAME	SIGNATURE	DATE MONTH	DAY	YEAR

FACILITY

19. DESCREPANCY INDICATION SPACE

20. FACILITY OWNER OR OPERATOR; CERTIFICATION OF RECEIPT OF THE WASTE MATERIALS COVERED BY THIS MINIFEST, EXCEPT AS NOTED IN ITEM 19.

PRINTED/TYPE NAME James L. Cooper	SIGNATURE	DATE MONTH	DAY	YEAR
		3	23	2007

NON-HAZARDOUS WASTE MANIFEST

NON-HAZARDOUS WASTE MANIFEST	1. GENERATOR'S US EPA ID #:	MANIFEST DOCUMENT #: 04272007-01	2. Page 1 of 1

GENERATOR

3. GENERATOR'S NAME AND MAILING ADDRESS
Cloud's Chevron
Forest Drive and Two Notch Rd.
Columbia, SC

4. GENERATOR'S PHONE (803) 438-1331

5. TRANSPORTER 1 COMPANY NAME	6. US EPA ID NUMBER	A. STATE TRANSPORTER'S ID
PALMETTO ENVIRONMENTAL GROUP, INC.		B. TRANSPORTER'S PHONE: (803) 438-1331
7. TRANSPORTER 1 COMPANY NAME	8. US EPA ID NUMBER	C. STATE TRANSPORTER'S ID
		D. TRANSPORTER'S PHONE
9. DESIGNATED FACILITY NAME AND SITE ADDRESS Palmetto Environmental Group, Inc. 2193 Hwy 1 South Elgin, SC 29045	10 US EPA ID NUMBER	E. STATE FACILITY ID
		F. FACILITY'S PHONE 803-438-1331

11. WASTE DESCRIPTION	12. CONSTAINERS NO.	12. CONSTAINERS TYPE	13. TOTAL QUANTITY	14. UNIT WT./VOL.
A. **NON-HAZARDOUS, NON-DOT REGULATED MATERIAL WASTEWATER #2298**	1	TT	500	GAL.
B.				
C.				
D.				

G. ADDITIONAL DESCRIPTIONS FOR MATERIALS LISTED ABOVE	H. HANDLING CODES FOR WASTE LISTED ABOVE

15. SPECIAL HANDLING INSTRUCTIONS
IN CASE OF EMERGENCY, CONTACT: JIMMY COOPER (803)600-0913 CELL (803)438-1331 OFFICE

16. GENERATOR'S CERTIFICATION: I HEREBY CERTIFY THAT THE CONTENTS OF THIS SHIPMENT ARE FULL AND ACCURATELY DESCRIBED AND ARE IN ALL RESPECTS IN PROPER CONDITION FOR TRANSPORT. THE MATERIALS DESCRIBED ON THIS MANIFEST ARE NOT SUBJECT TO FEDERAL HAZARDOUS WASTE REGULATIONS

PRINTED/TYPE NAME: James L. Cooper	SIGNATURE	DATE MONTH	DAY	YEAR
		4	27	2007

TRANSPORTER

17. TRANSPORTER 1 ACKNOWLEDGEMENT OF RECEIPT OF MATERIALS

PRINTED/TYPE NAME: David Lewis	SIGNATURE	DATE MONTH	DAY	YEAR
	David Lewis	4	27	2007

18. TRANSPORTER 2 ACKNOWLEDGEMENT OF RECEIPT OF MATERIALS

PRINTED/TYPE NAME	SIGNATURE	DATE MONTH	DAY	YEAR

FACILITY

19. DESCREPANCY INDICATION SPACE

20. FACILITY OWNER OR OPERATOR; CERTIFICATION OF RECEIPT OF THE WASTE MATERIALS COVERED BY THIS MINIFEST, EXCEPT AS NOTED IN ITEM 19.

PRINTED/TYPE NAME James L. Cooper	SIGNATURE	DATE MONTH	DAY	YEAR
		4	27	2007

NON-HAZARDOUS WASTE MANIFEST

NON-HAZARDOUS WASTE MANIFEST	1. GENERATOR'S US EPA ID #:	MANIFEST DOCUMENT #: 05162007-01	2. Page 1 of 1

GENERATOR

3. GENERATOR'S NAME AND MAILING ADDRESS
Cloud's Chevron
Forest Drive and Two Notch Rd.
Columbia, SC

4. GENERATOR'S PHONE (803) 438-1331

5. TRANSPORTER 1 COMPANY NAME	6. US EPA ID NUMBER	A. STATE TRANSPORTER'S ID
PALMETTO ENVIRONMENTAL GROUP, INC.		B. TRANSPORTER'S PHONE: (803) 438-1331
7. TRANSPORTER 1 COMPANY NAME	8. US EPA ID NUMBER	C. STATE TRANSPORTER'S ID
		D. TRANSPORTER'S PHONE
9. DESIGNATED FACILITY NAME AND SITE ADDRESS Palmetto Environmental Group, Inc. 2193 Hwy 1 South Elgin, SC 29045	10 US EPA ID NUMBER	E. STATE FACILITY ID F. FACILITY'S PHONE 803-438-1331

11. WASTE DESCRIPTION	12. CONSTAINERS NO.	12. CONSTAINERS TYPE	13. TOTAL QUANTITY	14. UNIT WT./VOL.
A. **NON-HAZARDOUS, NON-DOT REGULATED MATERIAL WASTEWATER #2298**	1	TT	400	GAL.
B.				
C.				
D.				

G. ADDITIONAL DESCRIPTIONS FOR MATERIALS LISTED ABOVE	H. HANDLING CODES FOR WASTE LISTED ABOVE

15. SPECIAL HANDLING INSTRUCTIONS
IN CASE OF EMERGENCY, CONTACT: JIMMY COOPER (803)600-0913 CELL (803)438-1331 OFFICE

16. GENERATOR'S CERTIFICATION: I HEREBY CERTIFY THAT THE CONTENTS OF THIS SHIPMENT ARE FULL AND ACCURATELY DESCRIBED AND ARE IN ALL RESPECTS IN PROPER CONDITION FOR TRANSPORT. THE MATERIALS DESCRIBED ON THIS MANIFEST ARE NOT SUBJECT TO FEDERAL HAZARDOUS WASTE REGULATIONS

PRINTED/TYPE NAME: James L. Cooper	SIGNATURE	DATE MONTH	DAY	YEAR
		5	16	2007

TRANSPORTER

17. TRANSPORTER 1 ACKNOWLEDGEMENT OF RECEIPT OF MATERIALS

PRINTED/TYPE NAME: David Lewis	SIGNATURE	DATE MONTH	DAY	YEAR
		5	16	2007

18. TRANSPORTER 2 ACKNOWLEDGEMENT OF RECEIPT OF MATERIALS

PRINTED/TYPE NAME	SIGNATURE	DATE MONTH	DAY	YEAR

FACILITY

19. DESCREPANCY INDICATION SPACE

20. FACILITY OWNER OR OPERATOR; CERTIFICATION OF RECEIPT OF THE WASTE MATERIALS COVERED BY THIS MINIFEST, EXCEPT AS NOTED IN ITEM 19.

PRINTED/TYPE NAME James L. Cooper	SIGNATURE	DATE MONTH	DAY	YEAR
		5	16	2007

NON-HAZARDOUS WASTE MANIFEST

NON-HAZARDOUS WASTE MANIFEST	1. GENERATOR'S US EPA ID #:	MANIFEST DOCUMENT #: 05252007-01	2. Page 1 of 1

GENERATOR

3. GENERATOR'S NAME AND MAILING ADDRESS
Cloud's Chevron
Forest Drive and Two Notch Rd.
Columbia, SC

4. GENERATOR'S PHONE (803) 438-1331

5. TRANSPORTER 1 COMPANY NAME	6. US EPA ID NUMBER	A. STATE TRANSPORTER'S ID
PALMETTO ENVIRONMENTAL GROUP, INC.		B. TRANSPORTER'S PHONE: (803) 438-1331
7. TRANSPORTER 1 COMPANY NAME	8. US EPA ID NUMBER	C. STATE TRANSPORTER'S ID
		D. TRANSPORTER'S PHONE
9. DESIGNATED FACILITY NAME AND SITE ADDRESS Palmetto Environmental Group, Inc. 2193 Hwy 1 South Elgin, SC 29045	10 US EPA ID NUMBER	E. STATE FACILITY ID
		F. FACILITY'S PHONE 803-438-1331

11. WASTE DESCRIPTION	12. CONSTAINERS NO.	12. CONSTAINERS TYPE	13. TOTAL QUANTITY	14. UNIT WT./VOL.
A. **NON-HAZARDOUS, NON-DOT REGULATED MATERIAL WASTEWATER #2298**	1	TT	300	GAL.
B.				
C.				
D.				

G. ADDITIONAL DESCRIPTIONS FOR MATERIALS LISTED ABOVE	H. HANDLING CODES FOR WASTE LISTED ABOVE

15. SPECIAL HANDLING INSTRUCTIONS
IN CASE OF EMERGENCY, CONTACT: JIMMY COOPER (803)600-0913 CELL (803)438-1331 OFFICE

16. GENERATOR'S CERTIFICATION: I HEREBY CERITFY THAT THE CONTENTS OF THIS SHIPMENT ARE FULL AND ACCURATELY DESCRIBED AND ARE IN ALL RESPECTS IN PROPER CONDITION FOR TRANSPORT. THE MATERIALS DESCRIBED ON THIS MANIFEST ARE NOT SUBJECT TO FEDERAL HAZARDOUS WASTE REGULATIONS

PRINTED/TYPE NAME: James L. Cooper	SIGNATURE	DATE MONTH	DAY	YEAR
		5	25	2007

TRANSPORTER

17. TRANSPORTER 1 ACKNOWLEDGEMENT OF RECEIPT OF MATERIALS

PRINTED/TYPE NAME: David Lewis	SIGNATURE	DATE MONTH	DAY	YEAR
		5	25	2007

18. TRANSPORTER 2 ACKNOWLEDGEMENT OF RECEIPT OF MATERIALS

PRINTED/TYPE NAME	SIGNATURE	DATE MONTH	DAY	YEAR

FACILITY

19. DESCREPANCY INDICATION SPACE

20. FACILITY OWNER OR OPERATOR; CERTIFICATION OF RECEIPT OF THE WASTE MATERIALS COVERED BY THIS MINIFEST, EXCEPT AS NOTED IN ITEM 19.

PRINTED/TYPE NAME James L. Cooper	SIGNATURE	DATE MONTH	DAY	YEAR
		5	25	2007

NON-HAZARDOUS WASTE MANIFEST

NON-HAZARDOUS WASTE MANIFEST	1. GENERATOR'S US EPA ID #:	MANIFEST DOCUMENT #: 06012007-01	2. Page 1 of 1

GENERATOR

3. GENERATOR'S NAME AND MAILING ADDRESS
Cloud's Chevron
Forest Drive and Two Notch Rd.
Columbia, SC

4. GENERATOR'S PHONE (803) 438-1331

5. TRANSPORTER 1 COMPANY NAME	6. US EPA ID NUMBER	A. STATE TRANSPORTER'S ID
PALMETTO ENVIRONMENTAL GROUP, INC.		B. TRANSPORTER'S PHONE: (803) 438-1331
7. TRANSPORTER 1 COMPANY NAME	8. US EPA ID NUMBER	C. STATE TRANSPORTER'S ID
		D. TRANSPORTER'S PHONE
9. DESIGNATED FACILITY NAME AND SITE ADDRESS Palmetto Environmental Group, Inc. 2193 Hwy 1 South Elgin, SC 29045	10 US EPA ID NUMBER	E. STATE FACILITY ID F. FACILITY'S PHONE 803-438-1331

11. WASTE DESCRIPTION	12. CONSTAINERS NO.	12. CONSTAINERS TYPE	13. TOTAL QUANTITY	14. UNIT WT./VOL.
A. **NON-HAZARDOUS, NON-DOT REGULATED MATERIAL WASTEWATER #2298**	1	TT	400	GAL.
B.				
C.				
D.				

G. ADDITIONAL DESCRIPTIONS FOR MATERIALS LISTED ABOVE	H. HANDLING CODES FOR WASTE LISTED ABOVE

15. SPECIAL HANDLING INSTRUCTIONS
IN CASE OF EMERGENCY, CONTACT: JIMMY COOPER (803)600-0913 CELL (803)438-1331 OFFICE

16. GENERATOR'S CERTIFICATION: I HEREBY CERTIFY THAT THE CONTENTS OF THIS SHIPMENT ARE FULL AND ACCURATELY DESCRIBED AND ARE IN ALL RESPECTS IN PROPER CONDITION FOR TRANSPORT. THE MATERIALS DESCRIBED ON THIS MANIFEST ARE NOT SUBJECT TO FEDERAL HAZARDOUS WASTE REGULATIONS

PRINTED/TYPE NAME: James L. Cooper	SIGNATURE	DATE MONTH	DAY	YEAR
		6	1	2007

TRANSPORTER

17. TRANSPORTER 1 ACKNOWLEDGEMENT OF RECEIPT OF MATERIALS

PRINTED/TYPE NAME: David Lewis	SIGNATURE	DATE MONTH	DAY	YEAR
		6	1	2007

18. TRANSPORTER 2 ACKNOWLEDGEMENT OF RECEIPT OF MATERIALS

PRINTED/TYPE NAME	SIGNATURE	DATE MONTH	DAY	YEAR

FACILITY

19. DESCREPANCY INDICATION SPACE

20. FACILITY OWNER OR OPERATOR; CERTIFICATION OF RECEIPT OF THE WASTE MATERIALS COVERED BY THIS MINIFEST, EXCEPT AS NOTED IN ITEM 19.

PRINTED/TYPE NAME James L. Cooper	SIGNATURE	DATE MONTH	DAY	YEAR
		6	1	2007

NON-HAZARDOUS WASTE MANIFEST

NON-HAZARDOUS WASTE MANIFEST	1. GENERATOR'S US EPA ID #:	MANIFEST DOCUMENT #: 07112007-01	2. Page 1 of 1

GENERATOR

3. GENERATOR'S NAME AND MAILING ADDRESS
Cloud's Chevron
Forest Drive and Two Notch Rd.
Columbia, SC

4. GENERATOR'S PHONE (803) 438-1331

5. TRANSPORTER 1 COMPANY NAME	6. US EPA ID NUMBER	A. STATE TRANSPORTER'S ID
PALMETTO ENVIRONMENTAL GROUP, INC.		B. TRANSPORTER'S PHONE: (803) 438-1331
7. TRANSPORTER 1 COMPANY NAME	8. US EPA ID NUMBER	C. STATE TRANSPORTER'S ID
		D. TRANSPORTER'S PHONE
9. DESIGNATED FACILITY NAME AND SITE ADDRESS Palmetto Environmental Group, Inc. 2193 Hwy 1 South Elgin, SC 29045	10 US EPA ID NUMBER	E. STATE FACILITY ID
		F. FACILITY'S PHONE 803-438-1331

11. WASTE DESCRIPTION	12. CONSTAINERS NO.	12. CONSTAINERS TYPE	13. TOTAL QUANTITY	14. UNIT WT./VOL.
A. **NON-HAZARDOUS, NON-DOT REGULATED MATERIAL WASTEWATER #2298**	1	TT	200.00	GAL.
B.				
C.				
D.				

G. ADDITIONAL DESCRIPTIONS FOR MATERIALS LISTED ABOVE	H. HANDLING CODES FOR WASTE LISTED ABOVE

15. SPECIAL HANDLING INSTRUCTIONS
IN CASE OF EMERGENCY, CONTACT: JIMMY COOPER (803)600-0913 CELL (803)438-1331 OFFICE

TRANSPORTER

16. GENERATOR'S CERTIFICATION: I HEREBY CERITFY THAT THE CONTENTS OF THIS SHIPMENT ARE FULL AND ACCURATELY DESCRIBED AND ARE IN ALL RESPECTS IN PROPER CONDITION FOR TRANSPORT. THE MATERIALS DESCRIBED ON THIS MANIFEST ARE NOT SUBJECT TO FEDERAL HAZARDOUS WASTE REGULATIONS

PRINTED/TYPE NAME: James L. Cooper	SIGNATURE: James L. Cooper	DATE MONTH: 7	DAY: 11	YEAR: 2007

17. TRANSPORTER 1 ACKNOWLEDGEMENT OF RECEIPT OF MATERIALS

PRINTED/TYPE NAME: David Lewis David Lewis	SIGNATURE: David Lewis	DATE MONTH: 7	DAY: 11	YEAR: 2007

18. TRANSPORTER 2 ACKNOWLEDGEMENT OF RECEIPT OF MATERIALS

PRINTED/TYPE NAME	SIGNATURE	DATE MONTH	DAY	YEAR

FACILITY

19. DESCREPANCY INDICATION SPACE

20. FACILITY OWNER OR OPERATOR; CERTIFICATION OF RECEIPT OF THE WASTE MATERIALS COVERED BY THIS MINIFEST, EXCEPT AS NOTED IN ITEM 19.

PRINTED/TYPE NAME James L. Cooper	SIGNATURE: James L. Cooper	DATE MONTH: 7	DAY: 11	YEAR: 2007

PALMETTO ENVIRONMENTAL GROUP, INC.

PALMETTO ENVIRONMENTAL GROUP INC.

2193 Hwy 1 South
Elgin, SC 29045

ph: 803-438-1331
FAX: 803-438-1331

DESIGNED BY: JLC	CLIENT: SOUTH CAROLINA DEPT. OF HEALTH & ENVIRONMENTAL CONTROL		JOB NO.: 318
DRAWN BY: RDD	TITLE: POTENTIOMETRIC SURFACE CLOUDS CHEVRON		FILE NAME: cloud's
CHECKED BY: DLC			SCALE: 1"=120'
DATE ISSUED: 7/12/2007	SCDHEC UST PERMIT #07584 & #07777/12352 COLUMBIA, S.C.		SHEET NO.: 1 OF 1

D H E C

PROMOTE PROTECT PROSPER

C. Earl Hunter, Commissioner

Promoting and protecting the health of the public and the environment.

JUL 25 2007

MR MAHESH PATEL
FAST POINT FOOD STORES
2811 REIDVILLE RD STE 11
SPARTANBURG SC 29301-3227

Re: **CASE Report Review**
UST Permit # 07584, University Mart, 2367 Taylor St., Columbia, SC
Release 1 reported January 30, 1991; Release 2 Reported April 17, 1998
UST Permit # 07777, Clouds Chevron, 1600 Two Notch Rd., Columbia, SC
Release reported December 31, 1991
~~UST Permit # 12352~~, Clouds Chevron, 1600 Two Notch Rd., Columbia, SC
Release reported December 30, 1991
Corrective Action System Evaluation Report Received July 18, 2007
Richland County

Dear Mr. Patel:

As you may be aware, petroleum products have been identified in the soil and groundwater at the referenced facilities. To prevent the release from becoming an unacceptable risk, Palmetto Environmental Group, Inc. (PEG) has been retained to initiate corrective action of the impacted soil and groundwater using vacuum extraction, air sparging and soil vapor extraction, and chemical oxidation followed by natural attenuation. PEG is required to send you copies of the quarterly Corrective Action System Evaluation (CASE) Reports. Please contact me if you have not received the July CASE report.

If you have any questions, please contact me by phone at (803) 896-6676, by fax at (803) 896-6245, or by email at blockse@dhec.sc.gov.

Sincerely,

Susan Block, P.G., Hydrogeologist
Northeastern SC Corrective Action Section
Assessment & Corrective Action Division
Underground Storage Tank Program
Bureau of Land and Waste Management

cc: Technical File

UST PROGRAM
DOCKETING # 10

D H E C

PROMOTE PROTECT PROSPER

C. Earl Hunter, Commissioner

Promoting and protecting the health of the public and the environment.

JUL 25 2007

MR ANDREW DIGGINS
PROVIDENCE HOSPITAL
2345 FOREST DR
COLUMBIA SC 29204

Re: **CASE Report Review**
UST Permit # 07584, University Mart, 2367 Taylor St., Columbia, SC
Release 1 reported January 30, 1991; Release 2 Reported April 17, 1998
~~UST Permit # 07777,~~ Clouds Chevron, 1600 Two Notch Rd., Columbia, SC
Release reported December 31, 1991
UST Permit # 12352, Clouds Chevron, 1600 Two Notch Rd., Columbia, SC
Release reported December 30, 1991
Corrective Action System Evaluation Report Received July 18, 2007
Richland County

Dear Mr. Diggins:

As you may be aware, petroleum products have been identified in the soil and groundwater at the referenced facilities. To prevent the release from becoming an unacceptable risk, Palmetto Environmental Group, Inc. (PEG) has been retained to initiate corrective action of the impacted soil and groundwater using vacuum extraction, air sparging and soil vapor extraction, and chemical oxidation followed by natural attenuation. PEG is required to send you copies of the quarterly Corrective Action System Evaluation (CASE) Reports. Please contact me if you have not received the July CASE report.

If you have any questions, please contact me by phone at (803) 896-6676, by fax at (803) 896-6245, or by email at blockse@dhec.sc.gov.

Sincerely,

Susan Block, P.G., Hydrogeologist
Northeastern SC Corrective Action Section
Assessment & Corrective Action Division
Underground Storage Tank Program
Bureau of Land and Waste Management

cc: Tom Pollard, Esq., Nixon, Privit Law Firm, PO Drawer 2426, Columbia, SC 29202
Technical File

UST PROGRAM
DOCKETING # 11

D H E C

PROMOTE PROTECT PROSPER

C. Earl Hunter, Commissioner

Promoting and protecting the health of the public and the environment.

CERTIFIED MAIL

JUL 25 2007

MR JAMES L COOPER
PALMETTO ENVIRONMENTAL GROUP
PO BOX 427
ELGIN SC 29045

Re: **CASE Report Review**
UST Permit # 07584, University Mart, 2367 Taylor St., Columbia, SC
UST Permit # 07777, Clouds Chevron, 1600 Two Notch Rd., Columbia, SC
UST Permit # 12352, Clouds Chevron, 1600 Two Notch Rd., Columbia, SC
IBF-29751-4/25/06-EMW
Corrective Action System Evaluation Report received July 18, 2007
Richland County

Dear Mr. Cooper:

The Underground Storage Tank Program of the South Carolina Department of Health and Environmental Control has reviewed the referenced Corrective Action System Evaluation (CASE) report submitted by Palmetto Environmental Group, Inc. The Department is pleased that free phase product has been removed. Per Performance Requirement 7 of bid specification IBF-29751-4/25/06-EMW, a CASE report should be submitted on a quarterly basis, and it should include analytical data (BTEX, naphthalene, MTBE, 8-oxygenates, EDB) for all monitoring wells. The CASE report received July 18, 2007 was submitted after its due date of May 25, 2007. Furthermore, it did not include the required analytical data.

In order to comply with General Requirement 10 of bid specification IBF-29751-4/25/06-EMW, a CASE report including analytical data and meeting all requirements of Performance Requirement 7, must be submitted to the Department within 30 days of the date of this letter. If the CASE Report is not submitted, the Department will consider declaring Palmetto Environmental Company, Inc. to be in breach of the contract, notifying your bonding company, and voiding the corrective action award.

On all correspondence and reports regarding these sites, please reference UST Permit # 07584, 07777, and 12352. If you have questions concerning this correspondence, feel free to contact me by telephone at (803) 896-6676, by fax at (803) 896-6245, or blockse@dhec.sc.gov.

Sincerely,

Susan Block, P.G., Hydrogeologist
Northeastern SC Corrective Action Section
Assessment and Corrective Action Division
Underground Storage Tank Program
Bureau of Land and Waste Management

cc: E. Madison Winslow, Bureau of Business Management
Technical File

D H E C

PROMOTE PROTECT PROSPER

C. Earl Hunter, Commissioner

Promoting and protecting the health of the public and the environment.

JUL 25 2007

SYLVAN FOOD SYSTEMS INC
1245 BOSTON AVE
WEST COLUMBIA SC 29170

Re: **CASE Report Review**
UST Permit # 07584, University Mart, 2367 Taylor St., Columbia, SC
Release 1 reported January 30, 1991; Release 2 Reported April 17, 1998
UST Permit # 07777, Clouds Chevron, 1600 Two Notch Rd., Columbia, SC
Release reported December 31, 1991
UST Permit # 12352, Clouds Chevron, 1600 Two Notch Rd., Columbia, SC
Release reported December 30, 1991
Corrective Action System Evaluation Report Received July 18, 2007
Richland County

Dear Sir or Madam:

As you may be aware, petroleum products have been identified in the soil and groundwater at the referenced facilities. To prevent the release from becoming an unacceptable risk, Palmetto Environmental Group, Inc. (PEG) has been retained to initiate corrective action of the impacted soil and groundwater using vacuum extraction, air sparging and soil vapor extraction, and chemical oxidation followed by natural attenuation. PEG is required to send you copies of the quarterly Corrective Action System Evaluation (CASE) Reports. Please contact me if you have not received the July CASE report.

If you have any questions, please contact me by phone at (803) 896-6676, by fax at (803) 896-6245, or by email at blockse@dhec.sc.gov.

Sincerely,

Susan Block, P.G., Hydrogeologist
Northeastern SC Corrective Action Section
Assessment & Corrective Action Division
Underground Storage Tank Program
Bureau of Land and Waste Management

cc: Kentucky Fried Chicken, 2349 Taylors St., Columbia, SC 29204
Technical File

UST PROGRAM
DOCKETING # 13

D H E C

PROMOTE PROTECT PROSPER

C. Earl Hunter, Commissioner

Promoting and protecting the health of the public and the environment.

JUL 25 2007

MRS WALLACE SCOTT
76 WHITEFORD WAY
LEXINGTON SC 29072

Re: **CASE Report Review**
UST Permit # 07584, University Mart, 2367 Taylor St., Columbia, SC
Release 1 reported January 30, 1991; Release 2 Reported April 17, 1998
UST Permit # 07777, Clouds Chevron, 1600 Two Notch Rd., Columbia, SC
Release reported December 31, 1991
UST Permit # 12352, Clouds Chevron, 1600 Two Notch Rd., Columbia, SC
Release reported December 30, 1991
Corrective Action System Evaluation Report Received July 18, 2007
Richland County

Dear Mrs. Scott:

As you may be aware, petroleum products have been identified in the soil and groundwater at the referenced facilities. To prevent the release from becoming an unacceptable risk, Palmetto Environmental Group, Inc. (PEG) has been retained to initiate corrective action of the impacted soil and groundwater using vacuum extraction, air sparging and soil vapor extraction, and chemical oxidation followed by natural attenuation. PEG is required to send you copies of the quarterly Corrective Action System Evaluation (CASE) Reports. Please contact me if you have not received the July CASE report.

If you have any questions, please contact me by phone at (803) 896-6676, by fax at (803) 896-6245, or by email at blockse@dhec.sc.gov.

Sincerely,

Susan Block, P.G., Hydrogeologist
Northeastern SC Corrective Action Section
Assessment & Corrective Action Division
Underground Storage Tank Program
Bureau of Land and Waste Management

cc: Technical File

UST PROGRAM
DOCKETING # 14

D H E C

PROMOTE PROTECT PROSPER

C. Earl Hunter, Commissioner

Promoting and protecting the health of the public and the environment.

JUL 25 2007

DR DAVID H SWINTON
BENEDICT COLLEGE
1600 HARDEN STREET
COLUMBIA SC 29204

Re: **CASE Report Review**
UST Permit # 07584, University Mart, 2367 Taylor St., Columbia, SC
Release 1 reported January 30, 1991; Release 2 Reported April 17, 1998
UST Permit # 07777, Clouds Chevron, 1600 Two Notch Rd., Columbia, SC
Release reported December 31, 1991
UST Permit # 12352, Clouds Chevron, 1600 Two Notch Rd., Columbia, SC
Release reported December 30, 1991
Corrective Action System Evaluation Report Received July 18, 2007
Richland County

Dear Dr. Swinton:

As you may be aware, petroleum products have been identified in the soil and groundwater at the referenced facilities. To prevent the release from becoming an unacceptable risk, Palmetto Environmental Group, Inc. (PEG) has been retained to initiate corrective action of the impacted soil and groundwater using vacuum extraction, air sparging and soil vapor extraction, and chemical oxidation followed by natural attenuation. PEG is required to send you copies of the quarterly Corrective Action System Evaluation (CASE) Reports. Please contact me if you have not received the July CASE report.

If you have any questions, please contact me by phone at (803) 896-6676, by fax at (803) 896-6245, or by email at blockse@dhec.sc.gov.

Sincerely,

Susan Block, P.G., Hydrogeologist
Northeastern SC Corrective Action Section
Assessment & Corrective Action Division
Underground Storage Tank Program
Bureau of Land and Waste Management

cc: Technical File

UST PROGRAM DOCKETING 15

D H E C

PROMOTE PROTECT PROSPER

C. Earl Hunter, Commissioner

Promoting and protecting the health of the public and the environment.

JUL 25 2007

WL BOYD III
455 ALEXANDER CIR
COLUMBIA SC 29206

Re: **CASE Report Review**
UST Permit # 07584, University Mart, 2367 Taylor St., Columbia, SC
Release 1 reported January 30, 1991; Release 2 Reported April 17, 1998
~~UST Permit # 07777~~, Clouds Chevron, 1600 Two Notch Rd., Columbia, SC
Release reported December 31, 1991
UST Permit # 12352, Clouds Chevron, 1600 Two Notch Rd., Columbia, SC
Release reported December 30, 1991
Corrective Action System Evaluation Report Received July 18, 2007
Richland County

Dear Mr. Boyd:

As you may be aware, petroleum products have been identified in the soil and groundwater at the referenced facilities. To prevent the release from becoming an unacceptable risk, Palmetto Environmental Group, Inc. (PEG) has been retained to initiate corrective action of the impacted soil and groundwater using vacuum extraction, air sparging and soil vapor extraction, and chemical oxidation followed by natural attenuation. PEG is required to send you copies of the quarterly Corrective Action System Evaluation (CASE) Reports. Please contact me if you have not received the July CASE report.

If you have any questions, please contact me by phone at (803) 896-6676, by fax at (803) 896-6245, or by email at blockse@dhec.sc.gov.

Sincerely,

Susan Block, P.G., Hydrogeologist
Northeastern SC Corrective Action Section
Assessment & Corrective Action Division
Underground Storage Tank Program
Bureau of Land and Waste Management

cc: Mr. Pope D. Johnson III, McCutchen, Blanton, Johnson & Barnette LLP, PO Drawer 11209, Columbia SC 29211-1209
Technical File

UST PROGRAM
DOCKETING # 16

D H E C

PROMOTE PROTECT PROSPER

C. Earl Hunter, Commissioner

Promoting and protecting the health of the public and the environment.

JUL 25 2007

MRS WALLACE SCOTT
76 WHITEFORD WAY
LEXINGTON SC 29072

Re: **CASE Report Review**
UST Permit # 07584, University Mart, 2367 Taylor St., Columbia, SC
Release 1 reported January 30, 1991; Release 2 Reported April 17, 1998
UST Permit # 07777, Clouds Chevron, 1600 Two Notch Rd., Columbia, SC
Release reported December 31, 1991
UST Permit # 12352, Clouds Chevron, 1600 Two Notch Rd., Columbia, SC
Release reported December 30, 1991
Corrective Action System Evaluation Report Received July 18, 2007
Richland County

Dear Mrs. Scott:

As you may be aware, petroleum products have been identified in the soil and groundwater at the referenced facilities. To prevent the release from becoming an unacceptable risk, Palmetto Environmental Group, Inc. (PEG) has been retained to initiate corrective action of the impacted soil and groundwater using vacuum extraction, air sparging and soil vapor extraction, and chemical oxidation followed by natural attenuation. PEG is required to send you copies of the quarterly Corrective Action System Evaluation (CASE) Reports. Please contact me if you have not received the July CASE report.

If you have any questions, please contact me by phone at (803) 896-6676, by fax at (803) 896-6245, or by email at blockse@dhec.sc.gov.

Sincerely,

Susan Block, P.G., Hydrogeologist
Northeastern SC Corrective Action Section
Assessment & Corrective Action Division
Underground Storage Tank Program
Bureau of Land and Waste Management

cc: Technical File

UST PROGRAM
DOCKETING # 14

D H E C
PROMOTE PROTECT PROSPER

C. Earl Hunter, Commissioner

Promoting and protecting the health of the public and the environment.

JUL 25 2007

GILBERT WALKER
COLUMBIA HOUSING AUTHORITY
PO BOX 4307
COLUMBIA SC29204

Re: **CASE Report Review**
UST Permit # 07584, University Mart, 2367 Taylor St., Columbia, SC
Release 1 reported January 30, 1991; Release 2 Reported April 17, 1998
UST Permit # 07777, Clouds Chevron, 1600 Two Notch Rd., Columbia, SC
Release reported December 31, 1991
UST Permit # 12352, Clouds Chevron, 1600 Two Notch Rd., Columbia, SC
Release reported December 30, 1991
Corrective Action System Evaluation Report Received July 18, 2007
Richland County

Dear Mr. Walker:

As you may be aware, petroleum products have been identified in the soil and groundwater at the referenced facilities. To prevent the release from becoming an unacceptable risk, Palmetto Environmental Group, Inc. (PEG) has been retained to initiate corrective action of the impacted soil and groundwater using vacuum extraction, air sparging and soil vapor extraction, and chemical oxidation followed by natural attenuation. PEG is required to send you copies of the quarterly Corrective Action System Evaluation (CASE) Reports. Please contact me if you have not received the July CASE report.

If you have any questions, please contact me by phone at (803) 896-6676, by fax at (803) 896-6245, or by email at blockse@dhec.sc.gov.

Sincerely,

Susan Block, P.G., Hydrogeologist
Northeastern SC Corrective Action Section
Assessment & Corrective Action Division
Underground Storage Tank Program
Bureau of Land and Waste Management

cc: Technical File

UST PROGRAM
DOCKETING # 4

D H E C

PROMOTE PROTECT PROSPER

C. Earl Hunter, Commissioner

Promoting and protecting the health of the public and the environment.

JUL 25 2007

CHANG MOON SUENG
2358 TAYLOR ST
COLUMBIA SC 29204

Re: **CASE Report Review**
UST Permit # 07584, University Mart, 2367 Taylor St., Columbia, SC
Release 1 reported January 30, 1991; Release 2 Reported April 17, 1998
~~UST Permit # 07777, Clouds Chevron, 1600 Two Notch Rd., Columbia, SC~~
Release reported December 31, 1991
UST Permit # 12352, Clouds Chevron, 1600 Two Notch Rd., Columbia, SC
Release reported December 30, 1991
Corrective Action System Evaluation Report Received July 18, 2007
Richland County

Dear Mr. Sueng:

As you may be aware, petroleum products have been identified in the soil and groundwater at the referenced facilities. To prevent the release from becoming an unacceptable risk, Palmetto Environmental Group, Inc. (PEG) has been retained to initiate corrective action of the impacted soil and groundwater using vacuum extraction, air sparging and soil vapor extraction, and chemical oxidation followed by natural attenuation. PEG is required to send you copies of the quarterly Corrective Action System Evaluation (CASE) Reports. Please contact me if you have not received the July CASE report.

If you have any questions, please contact me by phone at (803) 896-6676, by fax at (803) 896-6245, or by email at blockse@dhec.sc.gov.

Sincerely,

Susan Block, P.G., Hydrogeologist
Northeastern SC Corrective Action Section
Assessment & Corrective Action Division
Underground Storage Tank Program
Bureau of Land and Waste Management

cc: Technical File

UST PROGRAM
DOCKETING # 5

D H E C

PROMOTE PROTECT PROSPER

C. Earl Hunter, Commissioner

Promoting and protecting the health of the public and the environment.

MR JOE SUDDETH
302 BIDDLE RD
COLUMBIA SC 29212

JUL 25 2007

Re: **CASE Report Review**
UST Permit # 07584, University Mart, 2367 Taylor St., Columbia, SC
Release 1 reported January 30, 1991; Release 2 Reported April 17, 1998
UST Permit # 07777, Clouds Chevron, 1600 Two Notch Rd., Columbia, SC
Release reported December 31, 1991
UST Permit # 12352, Clouds Chevron, 1600 Two Notch Rd., Columbia, SC
Release reported December 30, 1991
Corrective Action System Evaluation Report Received July 18, 2007
Richland County

Dear Mr. Suddeth:

As you may be aware, petroleum products have been identified in the soil and groundwater at the referenced facilities. To prevent the release from becoming an unacceptable risk, Palmetto Environmental Group, Inc. (PEG) has been retained to initiate corrective action of the impacted soil and groundwater using vacuum extraction, air sparging and soil vapor extraction, and chemical oxidation followed by natural attenuation. PEG is required to send you copies of the quarterly Corrective Action System Evaluation (CASE) Reports. Please contact me if you have not received the July CASE report.

If you have any questions, please contact me by phone at (803) 896-6676, by fax at (803) 896-6245, or by email at blockse@dhec.sc.gov.

Sincerely,

Susan Block, P.G., Hydrogeologist
Northeastern SC Corrective Action Section
Assessment & Corrective Action Division
Underground Storage Tank Program
Bureau of Land and Waste Management

cc: Technical File

UST PROGRAM
DOCKETING # 6

D H E C

PROMOTE PROTECT PROSPER

C. Earl Hunter, Commissioner

Promoting and protecting the health of the public and the environment.

JUL 25 2007

MS LINDA WARREN
1527 LYON ST
COLUMBIA SC 29204

Re: **CASE Report Review**
UST Permit # 07584, University Mart, 2367 Taylor St., Columbia, SC
Release 1 reported January 30, 1991; Release 2 Reported April 17, 1998
UST Permit # 07777, Clouds Chevron, 1600 Two Notch Rd., Columbia, SC
Release reported December 31, 1991
UST Permit # 12352, Clouds Chevron, 1600 Two Notch Rd., Columbia, SC
Release reported December 30, 1991
Corrective Action System Evaluation Report Received July 18, 2007
Richland County

Dear Ms. Warren:

As you may be aware, petroleum products have been identified in the soil and groundwater at the referenced facilities. To prevent the release from becoming an unacceptable risk, Palmetto Environmental Group, Inc. (PEG) has been retained to initiate corrective action of the impacted soil and groundwater using vacuum extraction, air sparging and soil vapor extraction, and chemical oxidation followed by natural attenuation. PEG is required to send you copies of the quarterly Corrective Action System Evaluation (CASE) Reports. Please contact me if you have not received the July CASE report.

If you have any questions, please contact me by phone at (803) 896-6676, by fax at (803) 896-6245, or by email at blockse@dhec.sc.gov.

Sincerely,

Susan Block, P.G., Hydrogeologist
Northeastern SC Corrective Action Section
Assessment & Corrective Action Division
Underground Storage Tank Program
Bureau of Land and Waste Management

cc: Technical File

UST PROGRAM
DOCKETING # 7

D H E C

PROMOTE PROTECT PROSPER

C. Earl Hunter, Commissioner

Promoting and protecting the health of the public and the environment.

JUL 25 2007

POPE DAVIS
2368 TAYLOR ST
COLUMBIA SC 29204

Re: **CASE Report Review**
UST Permit # 07584, University Mart, 2367 Taylor St., Columbia, SC
Release 1 reported January 30, 1991; Release 2 Reported April 17, 1998
UST Permit # 07777, Clouds Chevron, 1600 Two Notch Rd., Columbia, SC
Release reported December 31, 1991
UST Permit # 12352, Clouds Chevron, 1600 Two Notch Rd., Columbia, SC
Release reported December 30, 1991
Corrective Action System Evaluation Report Received July 18, 2007
Richland County

Dear Mr. Davis:

As you may be aware, petroleum products have been identified in the soil and groundwater at the referenced facilities. To prevent the release from becoming an unacceptable risk, Palmetto Environmental Group, Inc. (PEG) has been retained to initiate corrective action of the impacted soil and groundwater using vacuum extraction, air sparging and soil vapor extraction, and chemical oxidation followed by natural attenuation. PEG is required to send you copies of the quarterly Corrective Action System Evaluation (CASE) Reports. Please contact me if you have not received the July CASE report.

If you have any questions, please contact me by phone at (803) 896-6676, by fax at (803) 896-6245, or by email at blockse@dhec.sc.gov.

Sincerely,

Susan Block, P.G., Hydrogeologist
Northeastern SC Corrective Action Section
Assessment & Corrective Action Division
Underground Storage Tank Program
Bureau of Land and Waste Management

cc: Technical File

UST PROGRAM 8

D H E C
PROMOTE PROTECT PROSPER

C. Earl Hunter, Commissioner

Promoting and protecting the health of the public and the environment.

JUL 25 2007

MS BETTE GORDON BATEMAN
C/O JESSE REESE
PO BOX 1026
COLUMBIA SC 29201

Re: **CASE Report Review**
UST Permit # 07584, University Mart, 2367 Taylor St., Columbia, SC
Release 1 reported January 30, 1991; Release 2 Reported April 17, 1998
UST Permit # 07777, Clouds Chevron, 1600 Two Notch Rd., Columbia, SC
Release reported December 31, 1991
UST Permit # 12352, Clouds Chevron, 1600 Two Notch Rd., Columbia, SC
Release reported December 30, 1991
Corrective Action System Evaluation Report Received July 18, 2007
Richland County

Dear Ms. Bateman:

As you may be aware, petroleum products have been identified in the soil and groundwater at the referenced facilities. To prevent the release from becoming an unacceptable risk, Palmetto Environmental Group, Inc. (PEG) has been retained to initiate corrective action of the impacted soil and groundwater using vacuum extraction, air sparging and soil vapor extraction, and chemical oxidation followed by natural attenuation. PEG is required to send you copies of the quarterly Corrective Action System Evaluation (CASE) Reports. Please contact me if you have not received the July CASE report.

If you have any questions, please contact me by phone at (803) 896-6676, by fax at (803) 896-6245, or by email at blockse@dhec.sc.gov.

Sincerely,

Susan Block, P.G., Hydrogeologist
Northeastern SC Corrective Action Section
Assessment & Corrective Action Division
Underground Storage Tank Program
Bureau of Land and Waste Management

cc: Technical File

UST PROGRAM
DOCKETING # 9

Palmetto Environmental Group, Inc.

RECEIVED

AUG 2 1 2007

UNDERGROUND STORAGE
TANK PROGRAM

August 17, 2007

Susan Block
Corrective Action Section
Underground Storage Tank Program
SCDHEC
2600 Bull St.
Columbia, SC 29201

RE: Cloud's Chevron/University Mart, UST Permits #07777/12352, Columbia, SC

Dear Ms. Block: # 07584

I received your letter dated July 25th concerning the omission of analytical data. It is my understanding of the specifications that the first performance milestone is FPP removal. Analytical data is not required to achieve this milestone; therefore, it was not obtained.

During the gauging event however, it was determined that FPP had been removed. Since analytical data is required in order to calculate SSTL's for the wells that contained FPP and percentage reduction of CoC's, we have initiated sampling of the site as you requested.

I will submit an amended report as soon as the analytical results have been received, but I will need more time than 30 days. The data should be received by August 31st, so I would like to request you extend the time for submission until September 15th.

Please call if there are questions or you require additional information.

Sincerely,

James L. Cooper
Project Manager

P. O. Box 427, Elgin, SC 29045
(803) 438-1331 Voice/Fax
E-Mail Slotsky@BellSouth.Net

UST PROGRAM
DOCKETING # 18
SCANNED

D H E C
PROMOTE PROTECT PROSPER

C. Earl Hunter, Commissioner
Promoting and protecting the health of the public and the environment.

MR RICHARD FAY
2020 CHARLOTTE PLAZA
201 S COLLEGE ST
CHARLOTTE NC 28244-2020

OCT 10 2007.

Re: **CASE Report Review**
UST Permit # 07584, University Mart, 2367 Taylor St., Columbia, SC Docket # 19
Release 1 reported January 30, 1991; Release 2 Reported April 17, 1998
UST Permit # 07777, Clouds Chevron, 1600 Two Notch Rd., Columbia, SC Docket # 20
Release reported December 31, 1991
UST Permit # 12352, Clouds Chevron, 1600 Two Notch Rd., Columbia, SC
Release reported December 30, 1991 Docket # 19
Corrective Action System Evaluation Report Received September 26, 2007
Richland County

Dear Mr. Fay:

As you may be aware, petroleum products have been identified in the soil and groundwater at the referenced facilities. To prevent the release from becoming an unacceptable risk, Palmetto Environmental Group, Inc. (PEG) has been retained to initiate corrective action of the impacted soil and groundwater using vacuum extraction, air sparging and soil vapor extraction, and chemical oxidation followed by natural attenuation. PEG is required to send you copies of the quarterly Corrective Action System Evaluation (CASE) Reports. Please contact me if you have not received the CASE report.

If you have any questions, please contact me by phone at (803) 896-6676, by fax at (803) 896-6245, or by email at blockse@dhec.sc.gov.

Sincerely,

Susan Block, P.G., Hydrogeologist
Northeastern SC Corrective Action Section
Assessment & Corrective Action Division
Underground Storage Tank Program
Bureau of Land and Waste Management

cc: Mr. Pete Overton, Acme Petroleum & Fuel Company, 543 Cox Rd., Ste C., Gastonia, SC 28054
Technical File

UST PROGRAM
DOCKETING # _____

D H E C

PROMOTE PROTECT PROSPER

C. Earl Hunter, Commissioner

Promoting and protecting the health of the public and the environment.

WL BOYD III
455 ALEXANDER CIR
COLUMBIA SC 29206

OCT 10 2007

Re: **CASE Report Review**
UST Permit # 07584, University Mart, 2367 Taylor St., Columbia, SC
Release 1 reported January 30, 1991; Release 2 Reported April 17, 1998
UST Permit # 07777, Clouds Chevron, 1600 Two Notch Rd., Columbia, SC
Release reported December 31, 1991
UST Permit # 12352, Clouds Chevron, 1600 Two Notch Rd., Columbia, SC
Release reported December 30, 1991
Corrective Action System Evaluation Report Received September 26, 2007
Richland County

Dear Mr. Boyd:

As you may be aware, petroleum products have been identified in the soil and groundwater at the referenced facilities. To prevent the release from becoming an unacceptable risk, Palmetto Environmental Group, Inc. (PEG) has been retained to initiate corrective action of the impacted soil and groundwater using vacuum extraction, air sparging and soil vapor extraction, and chemical oxidation followed by natural attenuation. PEG is required to send you copies of the quarterly Corrective Action System Evaluation (CASE) Reports. Please contact me if you have not received the CASE report.

If you have any questions, please contact me by phone at (803) 896-6676, by fax at (803) 896-6245, or by email at blockse@dhec.sc.gov.

Sincerely,

Susan Block, P.G., Hydrogeologist
Northeastern SC Corrective Action Section
Assessment & Corrective Action Division
Underground Storage Tank Program
Bureau of Land and Waste Management

cc: Mr. Pope D. Johnson III, McCutchen, Blanton, Johnson & Barnette LLP, PO Drawer 11209, Columbia SC 29211-1209
Technical File

D H E C

PROMOTE PROTECT PROSPER

C. Earl Hunter, Commissioner

Promoting and protecting the health of the public and the environment.

SYLVAN FOOD SYSTEMS INC
1245 BOSTON AVE
WEST COLUMBIA SC 29170

OCT 10 2007

Re: **CASE Report Review**
UST Permit # 07584, University Mart, 2367 Taylor St., Columbia, SC
Release 1 reported January 30, 1991; Release 2 Reported April 17, 1998
UST Permit # 07777, Clouds Chevron, 1600 Two Notch Rd., Columbia, SC
Release reported December 31, 1991
UST Permit # 12352, Clouds Chevron, 1600 Two Notch Rd., Columbia, SC
Release reported December 30, 1991
Corrective Action System Evaluation Report Received September 26, 2007
Richland County

Dear Sir or Madam:

As you may be aware, petroleum products have been identified in the soil and groundwater at the referenced facilities. To prevent the release from becoming an unacceptable risk, Palmetto Environmental Group, Inc. (PEG) has been retained to initiate corrective action of the impacted soil and groundwater using vacuum extraction, air sparging and soil vapor extraction, and chemical oxidation followed by natural attenuation. PEG is required to send you copies of the quarterly Corrective Action System Evaluation (CASE) Reports. Please contact me if you have not received the CASE report.

If you have any questions, please contact me by phone at (803) 896-6676, by fax at (803) 896-6245, or by email at blockse@dhec.sc.gov.

Sincerely,

Susan Block, P.G., Hydrogeologist
Northeastern SC Corrective Action Section
Assessment & Corrective Action Division
Underground Storage Tank Program
Bureau of Land and Waste Management

cc: Kentucky Fried Chicken, 2349 Taylors St., Columbia, SC 29204
Technical File

D H E C
PROMOTE PROTECT PROSPER

C. Earl Hunter, Commissioner
Promoting and protecting the health of the public and the environment.

MR ANDREW DIGGINS
PROVIDENCE HOSPITAL
2345 FOREST DR
COLUMBIA SC 29204

OCT 10 2007

Re: **CASE Report Review**
UST Permit # 07584, University Mart, 2367 Taylor St., Columbia, SC
Release 1 reported January 30, 1991; Release 2 Reported April 17, 1998
UST Permit # 07777, Clouds Chevron, 1600 Two Notch Rd., Columbia, SC
Release reported December 31, 1991
UST Permit # 12352, Clouds Chevron, 1600 Two Notch Rd., Columbia, SC
Release reported December 30, 1991
Corrective Action System Evaluation Report Received September 26, 2007
Richland County

Dear Mr. Diggins:

As you may be aware, petroleum products have been identified in the soil and groundwater at the referenced facilities. To prevent the release from becoming an unacceptable risk, Palmetto Environmental Group, Inc. (PEG) has been retained to initiate corrective action of the impacted soil and groundwater using vacuum extraction, air sparging and soil vapor extraction, and chemical oxidation followed by natural attenuation. PEG is required to send you copies of the quarterly Corrective Action System Evaluation (CASE) Reports. Please contact me if you have not received the CASE report.

If you have any questions, please contact me by phone at (803) 896-6676, by fax at (803) 896-6245, or by email at blockse@dhec.sc.gov.

Sincerely,

Susan Block, P.G., Hydrogeologist
Northeastern SC Corrective Action Section
Assessment & Corrective Action Division
Underground Storage Tank Program
Bureau of Land and Waste Management

cc: Tom Pollard, Esq., Nixon, Privit Law Firm, PO Drawer 2426, Columbia, SC 29202
Technical File

D H E C

PROMOTE PROTECT PROSPER

C. Earl Hunter, Commissioner

Promoting and protecting the health of the public and the environment.

POPE DAVIS
2368 TAYLOR ST
COLUMBIA SC 29204

OCT 10 2007

Re: **CASE Report Review**
UST Permit # 07584, University Mart, 2367 Taylor St., Columbia, SC
Release 1 reported January 30, 1991; Release 2 Reported April 17, 1998
UST Permit # 07777, Clouds Chevron, 1600 Two Notch Rd., Columbia, SC
Release reported December 31, 1991
UST Permit # 12352, Clouds Chevron, 1600 Two Notch Rd., Columbia, SC
Release reported December 30, 1991
Corrective Action System Evaluation Report Received September 26, 2007
Richland County

Dear Mr. Davis:

As you may be aware, petroleum products have been identified in the soil and groundwater at the referenced facilities. To prevent the release from becoming an unacceptable risk, Palmetto Environmental Group, Inc. (PEG) has been retained to initiate corrective action of the impacted soil and groundwater using vacuum extraction, air sparging and soil vapor extraction, and chemical oxidation followed by natural attenuation. PEG is required to send you copies of the quarterly Corrective Action System Evaluation (CASE) Reports. Please contact me if you have not received the CASE report.

If you have any questions, please contact me by phone at (803) 896-6676, by fax at (803) 896-6245, or by email at blockse@dhec.sc.gov.

Sincerely,

Susan Block, P.G., Hydrogeologist
Northeastern SC Corrective Action Section
Assessment & Corrective Action Division
Underground Storage Tank Program
Bureau of Land and Waste Management

cc: Technical File

D H E C

PROMOTE PROTECT PROSPER

C. Earl Hunter, Commissioner

Promoting and protecting the health of the public and the environment.

MS BETTE GORDON BATEMAN
C/O JESSE REESE
PO BOX 1026
COLUMBIA SC 29201

OCT 10 2007.

Re: **CASE Report Review**
UST Permit # 07584, University Mart, 2367 Taylor St., Columbia, SC
Release 1 reported January 30, 1991; Release 2 Reported April 17, 1998
UST Permit # 07777, Clouds Chevron, 1600 Two Notch Rd., Columbia, SC
Release reported December 31, 1991
UST Permit # 12352, Clouds Chevron, 1600 Two Notch Rd., Columbia, SC
Release reported December 30, 1991
Corrective Action System Evaluation Report Received September 26, 2007
Richland County

Dear Ms. Bateman:

As you may be aware, petroleum products have been identified in the soil and groundwater at the referenced facilities. To prevent the release from becoming an unacceptable risk, Palmetto Environmental Group, Inc. (PEG) has been retained to initiate corrective action of the impacted soil and groundwater using vacuum extraction, air sparging and soil vapor extraction, and chemical oxidation followed by natural attenuation. PEG is required to send you copies of the quarterly Corrective Action System Evaluation (CASE) Reports. Please contact me if you have not received the CASE report.

If you have any questions, please contact me by phone at (803) 896-6676, by fax at (803) 896-6245, or by email at blockse@dhec.sc.gov.

Sincerely,

Susan Block, P.G., Hydrogeologist
Northeastern SC Corrective Action Section
Assessment & Corrective Action Division
Underground Storage Tank Program
Bureau of Land and Waste Management

cc: Technical File

D H E C

PROMOTE PROTECT PROSPER

C. Earl Hunter, Commissioner

Promoting and protecting the health of the public and the environment.

MR MAHESH PATEL
FAST POINT FOOD STORES
2811 REIDVILLE RD STE 11
SPARTANBURG SC 29301-3227

OCT 10 2007

Re: **CASE Report Review**
UST Permit # 07584, University Mart, 2367 Taylor St., Columbia, SC
Release 1 reported January 30, 1991; Release 2 Reported April 17, 1998
UST Permit # 07777, Clouds Chevron, 1600 Two Notch Rd., Columbia, SC
Release reported December 31, 1991
UST Permit # 12352, Clouds Chevron, 1600 Two Notch Rd., Columbia, SC
Release reported December 30, 1991
Corrective Action System Evaluation Report Received September 26, 2007
Richland County

Dear Mr. Patel:

As you may be aware, petroleum products have been identified in the soil and groundwater at the referenced facilities. To prevent the release from becoming an unacceptable risk, Palmetto Environmental Group, Inc. (PEG) has been retained to initiate corrective action of the impacted soil and groundwater using vacuum extraction, air sparging and soil vapor extraction, and chemical oxidation followed by natural attenuation. PEG is required to send you copies of the quarterly Corrective Action System Evaluation (CASE) Reports. Please contact me if you have not received the CASE report.

If you have any questions, please contact me by phone at (803) 896-6676, by fax at (803) 896-6245, or by email at blockse@dhec.sc.gov.

Sincerely,

Susan Block, P.G., Hydrogeologist
Northeastern SC Corrective Action Section
Assessment & Corrective Action Division
Underground Storage Tank Program
Bureau of Land and Waste Management

cc: Technical File

D H E C

PROMOTE PROTECT PROSPER

C. Earl Hunter, Commissioner

Promoting and protecting the health of the public and the environment.

DR DAVID H SWINTON
BENEDICT COLLEGE
1600 HARDEN STREET
COLUMBIA SC 29204

OCT 10 2007

Re: **CASE Report Review**
UST Permit # 07584, University Mart, 2367 Taylor St., Columbia, SC
Release 1 reported January 30, 1991; Release 2 Reported April 17, 1998
UST Permit # 07777, Clouds Chevron, 1600 Two Notch Rd., Columbia, SC
Release reported December 31, 1991
UST Permit # 12352, Clouds Chevron, 1600 Two Notch Rd., Columbia, SC
Release reported December 30, 1991
Corrective Action System Evaluation Report Received September 26, 2007
Richland County

Dear Dr. Swinton:

As you may be aware, petroleum products have been identified in the soil and groundwater at the referenced facilities. To prevent the release from becoming an unacceptable risk, Palmetto Environmental Group, Inc. (PEG) has been retained to initiate corrective action of the impacted soil and groundwater using vacuum extraction, air sparging and soil vapor extraction, and chemical oxidation followed by natural attenuation. PEG is required to send you copies of the quarterly Corrective Action System Evaluation (CASE) Reports. Please contact me if you have not received the CASE report.

If you have any questions, please contact me by phone at (803) 896-6676, by fax at (803) 896-6245, or by email at blockse@dhec.sc.gov.

Sincerely,

Susan Block, P.G., Hydrogeologist
Northeastern SC Corrective Action Section
Assessment & Corrective Action Division
Underground Storage Tank Program
Bureau of Land and Waste Management

cc: Technical File

D H E C

PROMOTE PROTECT PROSPER

C. Earl Hunter, Commissioner

Promoting and protecting the health of the public and the environment.

MRS WALLACE SCOTT
76 WHITEFORD WAY
LEXINGTON SC 29072

OCT 10 2007

Re: **CASE Report Review**
UST Permit # 07584, University Mart, 2367 Taylor St., Columbia, SC
Release 1 reported January 30, 1991; Release 2 Reported April 17, 1998
UST Permit # 07777, Clouds Chevron, 1600 Two Notch Rd., Columbia, SC
Release reported December 31, 1991
UST Permit # 12352, Clouds Chevron, 1600 Two Notch Rd., Columbia, SC
Release reported December 30, 1991
Corrective Action System Evaluation Report Received September 26, 2007
Richland County

Dear Mrs. Scott:

As you may be aware, petroleum products have been identified in the soil and groundwater at the referenced facilities. To prevent the release from becoming an unacceptable risk, Palmetto Environmental Group, Inc. (PEG) has been retained to initiate corrective action of the impacted soil and groundwater using vacuum extraction, air sparging and soil vapor extraction, and chemical oxidation followed by natural attenuation. PEG is required to send you copies of the quarterly Corrective Action System Evaluation (CASE) Reports. Please contact me if you have not received the CASE report.

If you have any questions, please contact me by phone at (803) 896-6676, by fax at (803) 896-6245, or by email at blockse@dhec.sc.gov.

Sincerely,

Susan Block, P.G., Hydrogeologist
Northeastern SC Corrective Action Section
Assessment & Corrective Action Division
Underground Storage Tank Program
Bureau of Land and Waste Management

cc: Technical File

D H E C

PROMOTE PROTECT PROSPER

C. Earl Hunter, Commissioner

Promoting and protecting the health of the public and the environment.

OCT 10 2007

MR JAMES L COOPER
PALMETTO ENVIRONMENTAL GROUP
PO BOX 427
ELGIN SC 29045

Re: **CASE Report Review**
UST Permit # 07584, University Mart, 2367 Taylor St., Columbia, SC
UST Permit # 07777, Clouds Chevron, 1600 Two Notch Rd., Columbia, SC
UST Permit # 12352, Clouds Chevron, 1600 Two Notch Rd., Columbia, SC
IBF-29751-4/25/06-EMW
Corrective Action System Evaluation Report received September 26, 2007
Site Visit conducted October 8, 2007
Richland County

Dear Mr. Cooper:

The Underground Storage Tank Program of the South Carolina Department of Health and Environmental Control has reviewed the referenced Corrective Action System Evaluation (CASE) report submitted by Palmetto Environmental Group, Inc. and noted the findings.

The UST Program understands that corrective action commenced on March 9, 2007. Therefore, the 36-month " Site Incentive Period" also commenced on March 9, 2007. As outlined in Specific Requirement #3 of the referenced contract, a 10% incentive will be paid to Palmetto Environmental Group, Inc. provided that corrective action at the referenced facility is completed on or before midnight on **March 9, 2010.**

On October 8, 2007, personnel from the UST Program conducted a site visit to gauge for free-phase product. Free-phase product was detected in MW-19 at a thickness of 0.70 feet. No other monitoring wells were gauged.

In order to reestablish the quarterly reporting schedule, the next CASE report is due on or before **December 27, 2007.**

On all correspondence and reports regarding these sites, please reference UST Permit # 07584, 07777, and 12352. If you have questions concerning this correspondence, feel free to contact me by telephone at (803) 896-6676, by fax at (803) 896-6245, or blockse@dhec.sc.gov.

Sincerely,

Susan Block, P.G., Hydrogeologist
Northeastern SC Corrective Action Section
Assessment and Corrective Action Division
Underground Storage Tank Program
Bureau of Land and Waste Management

cc: Technical Files

D H E C
PROMOTE PROTECT PROSPER

C. Earl Hunter, Commissioner
Promoting and protecting the health of the public and the environment.

MS LINDA WARREN
1527 LYON ST
COLUMBIA SC 29204

OCT 10 2007

Re: **CASE Report Review**
UST Permit # 07584, University Mart, 2367 Taylor St., Columbia, SC
Release 1 reported January 30, 1991; Release 2 Reported April 17, 1998
UST Permit # 07777, Clouds Chevron, 1600 Two Notch Rd., Columbia, SC
Release reported December 31, 1991
UST Permit # 12352, Clouds Chevron, 1600 Two Notch Rd., Columbia, SC
Release reported December 30, 1991
Corrective Action System Evaluation Report Received September 26, 2007
Richland County

Dear Ms. Warren:

As you may be aware, petroleum products have been identified in the soil and groundwater at the referenced facilities. To prevent the release from becoming an unacceptable risk, Palmetto Environmental Group, Inc. (PEG) has been retained to initiate corrective action of the impacted soil and groundwater using vacuum extraction, air sparging and soil vapor extraction, and chemical oxidation followed by natural attenuation. PEG is required to send you copies of the quarterly Corrective Action System Evaluation (CASE) Reports. Please contact me if you have not received the CASE report.

If you have any questions, please contact me by phone at (803) 896-6676, by fax at (803) 896-6245, or by email at blockse@dhec.sc.gov.

Sincerely,

Susan Block, P.G., Hydrogeologist
Northeastern SC Corrective Action Section
Assessment & Corrective Action Division
Underground Storage Tank Program
Bureau of Land and Waste Management

cc: Technical File

D H E C

PROMOTE PROTECT PROSPER

C. Earl Hunter, Commissioner

Promoting and protecting the health of the public and the environment.

MR JOE SUDDETH
302 BIDDLE RD
COLUMBIA SC 29212

OCT 10 2007

Re: **CASE Report Review**
UST Permit # 07584, University Mart, 2367 Taylor St., Columbia, SC
Release 1 reported January 30, 1991; Release 2 Reported April 17, 1998
UST Permit # 07777, Clouds Chevron, 1600 Two Notch Rd., Columbia, SC
Release reported December 31, 1991
UST Permit # 12352, Clouds Chevron, 1600 Two Notch Rd., Columbia, SC
Release reported December 30, 1991
Corrective Action System Evaluation Report Received September 26, 2007
Richland County

Dear Mr. Suddeth:

As you may be aware, petroleum products have been identified in the soil and groundwater at the referenced facilities. To prevent the release from becoming an unacceptable risk, Palmetto Environmental Group, Inc. (PEG) has been retained to initiate corrective action of the impacted soil and groundwater using vacuum extraction, air sparging and soil vapor extraction, and chemical oxidation followed by natural attenuation. PEG is required to send you copies of the quarterly Corrective Action System Evaluation (CASE) Reports. Please contact me if you have not received the CASE report.

If you have any questions, please contact me by phone at (803) 896-6676, by fax at (803) 896-6245, or by email at blockse@dhec.sc.gov.

Sincerely,

Susan Block, P.G., Hydrogeologist
Northeastern SC Corrective Action Section
Assessment & Corrective Action Division
Underground Storage Tank Program
Bureau of Land and Waste Management

cc: Technical File

D H E C

PROMOTE PROTECT PROSPER

C. Earl Hunter, Commissioner

Promoting and protecting the health of the public and the environment.

CHANG MOON SUENG
2358 TAYLOR ST
COLUMBIA SC 29204

OCT 10 2007

Re: **CASE Report Review**
UST Permit # 07584, University Mart, 2367 Taylor St., Columbia, SC
Release 1 reported January 30, 1991; Release 2 Reported April 17, 1998
UST Permit # 07777, Clouds Chevron, 1600 Two Notch Rd., Columbia, SC
Release reported December 31, 1991
UST Permit # 12352, Clouds Chevron, 1600 Two Notch Rd., Columbia, SC
Release reported December 30, 1991
Corrective Action System Evaluation Report Received September 26, 2007
Richland County

Dear Mr. Sueng:

As you may be aware, petroleum products have been identified in the soil and groundwater at the referenced facilities. To prevent the release from becoming an unacceptable risk, Palmetto Environmental Group, Inc. (PEG) has been retained to initiate corrective action of the impacted soil and groundwater using vacuum extraction, air sparging and soil vapor extraction, and chemical oxidation followed by natural attenuation. PEG is required to send you copies of the quarterly Corrective Action System Evaluation (CASE) Reports. Please contact me if you have not received the CASE report.

If you have any questions, please contact me by phone at (803) 896-6676, by fax at (803) 896-6245, or by email at blockse@dhec.sc.gov.

Sincerely,

Susan Block, P.G., Hydrogeologist
Northeastern SC Corrective Action Section
Assessment & Corrective Action Division
Underground Storage Tank Program
Bureau of Land and Waste Management

cc: Technical File

D H E C

PROMOTE PROTECT PROSPER

C. Earl Hunter, Commissioner

Promoting and protecting the health of the public and the environment.

GILBERT WALKER
COLUMBIA HOUSING AUTHORITY
PO BOX 4307
COLUMBIA SC29204

OCT 10 2007

Re: **CASE Report Review**
UST Permit # 07584, University Mart, 2367 Taylor St., Columbia, SC
Release 1 reported January 30, 1991; Release 2 Reported April 17, 1998
UST Permit # 07777, Clouds Chevron, 1600 Two Notch Rd., Columbia, SC
Release reported December 31, 1991
UST Permit # 12352, Clouds Chevron, 1600 Two Notch Rd., Columbia, SC
Release reported December 30, 1991
Corrective Action System Evaluation Report Received September 26, 2007
Richland County

Dear Mr. Walker:

As you may be aware, petroleum products have been identified in the soil and groundwater at the referenced facilities. To prevent the release from becoming an unacceptable risk, Palmetto Environmental Group, Inc. (PEG) has been retained to initiate corrective action of the impacted soil and groundwater using vacuum extraction, air sparging and soil vapor extraction, and chemical oxidation followed by natural attenuation. PEG is required to send you copies of the quarterly Corrective Action System Evaluation (CASE) Reports. Please contact me if you have not received the CASE report.

If you have any questions, please contact me by phone at (803) 896-6676, by fax at (803) 896-6245, or by email at blockse@dhec.sc.gov.

Sincerely,

Susan Block, P.G., Hydrogeologist
Northeastern SC Corrective Action Section
Assessment & Corrective Action Division
Underground Storage Tank Program
Bureau of Land and Waste Management

cc: Technical File

Palmetto Environmental Group, Inc.

May 30, 2008

RECEIVED
JUN 0 3 2008
UNDERGROUND STORAGE
TANK PROGRAM

Susan Block
Corrective Action Section
Underground Storage Tank Program
SCDHEC
2600 Bull St.
Columbia, SC 29201

UST 07584 / 20 tech

RE: Corrective Action System Report, Cloud's Chevron/Handy Pantry #65, UST Permits #07777/12352, Columbia, SC

20 tech

Dear Ms. Block:

Enclosed is the report referenced above. Please call if there are questions or you require additional information.

Sincerely,

James L. Cooper
Project Manager

P. O. Box 427, Elgin, SC 29045
(803) 438-1331 Voice/Fax
E-Mail Slotsky@BellSouth.Net

UST DOCKET
21 tech
07777
SCANNED

CASE Report

Site No.: 07584/17777/12352
Cloud's Chevron/Handy Pantry #65
2367 Taylor St.
Columbia, SC

Prepared by:
Dean L. Cooper
Palmetto Environmental Group, Inc.
P. O. Box 427
Elgin, SC 29045
SCDHEC Contractor Certification 260

March 3, 2008

Events and Activities:

Equipment and personnel were mobilized to the site eleven times since the last report to conduct vacuum recovery operations in an effort to remove free phase LPH from the water table. Vacuum was placed on the recovery wells each visit for approximately 6 hours. A total of 3,355 gallons of groundwater and LPH were removed from the aquifer during these operations.

Equipment and personnel were mobilized to the site beginning on March 3rd to gauge the monitoring wells for groundwater and LPH levels and collect groundwater samples from the wells.

Observations:

Results of the gauging and groundwater sampling events are summarized in tables attached to this report. Graphic representations of CoC concentrations and potentiometric conditions are also attached.

Groundwater measurements indicate that groundwater continues to move in a southerly direction toward the storm drainage culvert south of the NAPA store between Millwood and Ontario streets. Groundwater is relatively flat west of the site and north of Taylor St.

Since the last report period, measurable amounts of LPH was found in MW-10 (0.60'), 17 (0.20'), 18 (0.10'), and 19 (0.34').

CoC total mass concentrations have decreased 30% and CoC mass greater than SSTL's has decreased 27% since the initial report.

Wasted groundwater was generated during the vacuum recovery operations. Waste manifests documenting disposal of wasted groundwater are also included in this report. The groundwater has been placed in a bulk tanker for ultimate disposal at a later date.

Recommendations/Conclusions:

The CoC reduction calculations indicate a (-3.21)% reduction in dissolved CoC's as compared with initial values. This represents a positive 27% improvement since the submission of the initial CASE report. The initial CASE report CoC reduction calculations indicated a starting point of (-30.88)% as compared with initial values cited in the project specifications.

The air sparging equipment is operating well. Although we have seen the return of LPH in some of the wells, reductions in dissolved CoC concentrations are being observed. The system is being effective in protecting the storm water

receptor south of the NAPA store, however, we are still observing the presence of CoC's in the storm water stream. At this point it appears that the source is not contaminated groundwater breaking out into the open ditch south of the NAPA, but storm water coming from drainage areas north of the ditch. A sample was taken at the mouth of the drainage pipe feeding the ditch was contained measurable amounts of CoC. A sample taken at the opposite end of the ditch contained no CoC's. In addition, measurable amounts of hydrocarbon vapor have been detected in the storm inlets north of the ditch. The treatment of these areas is ongoing of course, and CoC concentrations in the ditch should abate even more over time.

Dean L. Cooper, P. E.

Clouds Chevron CoC Mass Reduction Calculations

Well		Benzene	Toluene	Ethylbenzene	Xylene	MTBE	Naphthalene	EDB	ETBE	TAME	TBA	Ethanol	TAA	TBF	ETBA	DIPE	Initial>SSTL	Subsequent>SSTL
MW-2	Initial 11/16/2005	5900	11000	1800	12000	3200	570	39	130	130	630	2500	2800	630	630	250		
	SSTL	-77	-11000	-1800	-12000	-1256	-91	-6.5	-130	-130	-630	-2500	-1900	-630	-630	-250		
	Initial>SSTL	5823	0	0	0	1944	479	32.5	0	0	0	0	900	0	0	0	9178.5	
08/21/2007	Subsequent	6	13	5	5	5	5	1	5	5	5	5	5	5	5	5		
	Subsequent>SSTL	0	0	0	0	0	0	0	0	0	0	0	0	0	0	0		0
		Benzene	Toluene	Ethylbenzene	Xylene	MTBE	Naphthalene	EDB	ETBE	TAME	TBA	Ethanol	TAA	TBF	ETBA	DIPE		
MW-3	Initial 11/16/2005	15000	27000	3500	19000	37000	1500	230	250	540	1300	5000	12000	1300	1300	1100		
	SSTL	-111	-27000	-3500	-19000	-1976	-108	-12	-250	-540	-1300	-5000	-2499	-1300	-1300	-1100		
	Initial>SSTL	14889	0	0	0	35024	1392	218	0	0	0	0	9501	0	0	0	61024	
03/03/2008	Subsequent	9950	16500	657	8790	66100	537	229	5	5	1330	5	8610	1760	5	5		
	Subsequent>SSTL	9839	0	0	0	64124	429	217	0	0	30	0	6111	460	0	0		81210
		Benzene	Toluene	Ethylbenzene	Xylene	MTBE	Naphthalene	EDB	ETBE	TAME	TBA	Ethanol	TAA	TBF	ETBA	DIPE		
MW-5	Initial 11/16/2005	100	3600	2300	8300	100	710	500	500	2500	10000	2500	2500	2500	500	87		
	SSTL	-87	-3600	-2300	-8300	-100	-96	-0.84	-500	-500	-2500	-10000	-2082	-2500	-2500	-500		
	Initial>SSTL	13	0	0	0	0	614	499.16	0	2000	7500	0	418	0	0	0	11044.16	
03/03/2008	Subsequent	5	5	5	5	92	9	5	5	5	5	275	5	5	5	5		
	Subsequent>SSTL	0	0	0	0	0	0	4.16	0	0	0	0	0	0	0	0		4.16
		Benzene	Toluene	Ethylbenzene	Xylene	MTBE	Naphthalene	EDB	ETBE	TAME	TBA	Ethanol	TAA	TBF	ETBA	DIPE		
MW-6	Initial 11/16/2005	13	1	1	60	1	5	0.02	5	5	25	100	25	25	25	5		
	SSTL	-13	-1	-1	-60	-1	-5	-0.02	-5	-5	-25	-100	-25	-25	-25	-5		
	Initial>SSTL	0	0	0	0	0	0	0	0	0	0	0	0	0	0	0	0	
03/03/2008	Subsequent	137	5	5	5	4440	5	1	5	5	126	5	5	5	5	5		
	Subsequent>SSTL	124	4	4	0	4439	0	0.95	0	0	101	0	0	0	0	0		4672.95
		Benzene	Toluene	Ethylbenzene	Xylene	MTBE	Naphthalene	EDB	ETBE	TAME	TBA	Ethanol	TAA	TBF	ETBA	DIPE		
MW-9	Initial 11/16/2005	3100	9800	2100	11000	10	1000	0.15	50	50	250	1000	250	250	250	71		
	SSTL	-35	-7134	-2100	-11000	-10	-68	-0.15	-50	-50	-250	-1000	-250	-250	-250	-71		
	Initial>SSTL	3065	2666	0	0	0	932	0	0	0	0	0	0	0	0	0	6663	
7/11/2006	Subsequent	3100	9800	2100	11000	1000	10	0	50	50	250	1000	250	250	250	71		
	Subsequent>SSTL	3065	2666	0	0	990	0	0	0	0	0	0	0	0	0	0		6721
		Benzene	Toluene	Ethylbenzene	Xylene	MTBE	Naphthalene	EDB	ETBE	TAME	TBA	Ethanol	TAA	TBF	ETBA	DIPE		
MW-10	Initial 11/16/2005	12000	17000	2700	13000	540	990	0.23	130	230	630	2500	630	630	630	1700		
	SSTL	-24	-17000	-2700	-13000	-294	-53	-0.23	-130	-230	-630	-2500	-630	-630	-630	-1700		
	Initial>SSTL	11976	0	0	0	246	937	0	0	0	0	0	0	0	0	0	13159	
08/14/2007	Subsequent	11300	29500	2420	12700	106	681	0	5	118	5	5	5	5	5	1130		
	Subsequent>SSTL	11276	12500	0	0	0	628	0	0	0	0	0	0	0	0	0		24404
		Benzene	Toluene	Ethylbenzene	Xylene	MTBE	Naphthalene	EDB	ETBE	TAME	TBA	Ethanol	TAA	TBF	ETBA	DIPE		
MW-11	Initial 11/16/2005	25	230	25	25	25	130	0.02	130	130	630	2500	630	630	630	130		
	SSTL	-25	-230	-25	-25	-25	-70	-0.02	-130	-130	-630	-2500	-630	-630	-630	-130		
	Initial>SSTL	0	0	0	0	0	60	0	0	0	0	0	0	0	0	0	60	
03/11/2008	Subsequent	19	5	5	5	77	5	5	5	5	5	5	487	5	5	5		
	Subsequent>SSTL	0	0	0	0	51.8	0	4.98	0	0	0	0	0	0	0	0		56.78
		Benzene	Toluene	Ethylbenzene	Xylene	MTBE	Naphthalene	EDB	ETBE	TAME	TBA	Ethanol	TAA	TBF	ETBA	DIPE		
MW-12	Initial 11/16/2005	25	230	25	25	25	130	0.02	5	5	25	100	25	25	25	5		
	SSTL	-9	-230	-25	-25	-25	-33	-0.02	-5	-5	-25	-100	-25	-25	-25	-5		
	Initial>SSTL	16	0	0	0	0	97	0	0	0	0	0	0	0	0	0	113	
03/11/2008	Subsequent	5	5	5	5	28	5	5	5	5	64	5	635	5	5	5		
	Subsequent>SSTL	0	0	0	0	3.3	0	4.98	0	0	39	0	610	0	0	0		657.28
		Benzene	Toluene	Ethylbenzene	Xylene	MTBE	Naphthalene	EDB	ETBE	TAME	TBA	Ethanol	TAA	TBF	ETBA	DIPE		
MW-15	Initial 11/16/2005	210	520	230	720	1	190	0.02	5	5	25	100	25	25	330	5.4		
	SSTL	-16	-520	-230	-720	-1	-45	-0.02	-5	-5	-25	-100	-25	-25	-330	-5.4		
	Initial>SSTL	194	0	0	0	0	145	0	0	0	0	0	0	0	0	0	339	
03/11/2008	Subsequent	372	7970	2090	10800	5	1150	5	5	5	5	5	2350	5	5	5		
	Subsequent>SSTL	356	7450	1860	10080	4	1105	4.98	0	0	0	0	2325	0	0	0		23184.98
		Benzene	Toluene	Ethylbenzene	Xylene	MTBE	Naphthalene	EDB	ETBE	TAME	TBA	Ethanol	TAA	TBF	ETBA	DIPE		
MW-17	Initial 11/16/2005	3500	28000	3600	20000	200	1800	0.02	1000	1000	5000	20000	5000	5000	5000	1000		
	SSTL	-32	-6631	-3600	-20000	-200	-66	-0.02	-1000	-263	-5000	-20000	-773	-5000	-5000	-1000		
	Initial>SSTL	3468	21369	0	0	0	1734	0	0	737	0	0	4227	0	0	0	31535	
08/14/2007	Subsequent	9310	31000	2480	14600	5	1080	1	5	5	5	5	5	5	5	5		
	Subsequent>SSTL	9278	24369	0	0	0	1014	0.48	0	0	0	0	0	0	0	0		34661.48
		Benzene	Toluene	Ethylbenzene	Xylene	MTBE	Naphthalene	EDB	ETBE	TAME	TBA	Ethanol	TAA	TBF	ETBA	DIPE		
MW-18	Initial 11/16/2005	18000	37000	3200	17000	6400	1300	1.6	1000	1000	5000	20000	5000	5000	5000	2800		
	SSTL	-40	-19326	-3200	-17000	-4260	-348	-1.6	-1000	-1000	-5000	-20000	-938	-5000	-5000	-2800		
	Initial>SSTL	17960	17674	0	0	2140	952	0	0	0	0	0	4062	0	0	0	42788	
08/16/2007	Subsequent	9080	21000	1700	16000	4170	869	5	5	5	5	5	15800	5	5	1930		
	Subsequent>SSTL	9040	1674	0	0	0	521	3.4	0	0	0	0	14862	0	0	0		26100.4
		Benzene	Toluene	Ethylbenzene	Xylene	MTBE	Naphthalene	EDB	ETBE	TAME	TBA	Ethanol	TAA	TBF	ETBA	DIPE		
MW-19	Initial 11/16/2005	23000	48000	3600	20000	4200	1300	1.7	1000	1000	5000	20000	5000	5000	5000	2300		
	SSTL	-54	-11081	-3600	-20000	-4200	-86	-1.7	-1000	-320	-5000	-20000	-1065	-5000	-5000	-2300		
	Initial>SSTL	22946	36919	0	0	0	1214	0	0	680	0	0	3935	0	0	0	65694	
08/21/2007	Subsequent	17600	46700	2590	16300	5770	869	35	5	5	5	5	5	5	5	861		
	Subsequent>SSTL	17546	35619	0	0	1570	783	33.6	0	0	0	0	0	0	0	0		55551.6

		Benzene	Toluene	Ethylbenzene	Xylene	MTBE	Naphthalene	EDB	ETBE	TAME	TBA	Ethanol	TAA	TBF	ETBA	DIPE		
MW-20	Initial 11/16/2005	19000	36000	3200	18000	7200	1400	0.02	1000	1000	5000	20000	5000	5000	5000	2800		
	SSTL	-83	-17249	-3200	-18000	-7200	-108	-1000	-381	-5000	-20000	-1403	-5000	-5000	-5000	-2800		
	Initial>SSTL	18917	18751	0	0	0	1292	0	619	0	0	18597	0	0	0	0	58176	
6/29/2006	Subsequent	18000	32000	3500	17600	3000	1400	0	500	530	500	1000	3500	1000	500	2300		
	Subsequent>SSTL	17917	14751	300	0	0	1292	0	119	0	0	0	0	0	0	0		34379
		Benzene	Toluene	Ethylbenzene	Xylene	MTBE	Naphthalene	EDB	ETBE	TAME	TBA	Ethanol	TAA	TBF	ETBA	DIPE		
MW-22	Initial 11/16/2005	24000	39000	5000	27000	780	4600	0.02	1000	1000	5000	20000	5000	5000	5000	1900		
	SSTL	-90	-18572	-5000	-27000	-780	-112	-0.02	-1000	-392	-5000	-20000	-1469	-5000	-5000	-1900		
	Initial>SSTL	23910	20428	0	0	0	4488	0	0	608	0	0	3531	0	0	0	52965	
03/03/2008	Subsequent	4480	34900	2660	13800	5	5	5	5	5	5	5	5	5	5	5		
	Subsequent>SSTL	4390	16328	0	0	0	0	4.98	0	0	0	0	0	0	0	0		20722.98
		Benzene	Toluene	Ethylbenzene	Xylene	MTBE	Naphthalene	EDB	ETBE	TAME	TBA	Ethanol	TAA	TBF	ETBA	DIPE		
MW-23	Initial 11/16/2005	8100	19000	1800	9700	1600	1000	1.3	56	1000	25	100	25	25	5000	1000		
	SSTL	-72	-14880	-1800	-9700	-1600	-100	-1.3	-56	-359	-25	-100	-25	-25	-5000	-1000		
	Initial>SSTL	8028	4120	0	0	0	900	0	0	641	0	0	0	0	0	0	13689	
03/03/2008	Subsequent	9840	29400	5	13300	5	2810	0	5	5	5	5	5	5	5	5		
	Subsequent>SSTL	9768	14520	0	3600	0	2710	0	0	0	0	0	0	0	0	0		30598
		Benzene	Toluene	Ethylbenzene	Xylene	MTBE	Naphthalene	EDB	ETBE	TAME	TBA	Ethanol	TAA	TBF	ETBA	DIPE		
MW-24	Initial 11/16/2005	1340	1520	98	1730	610	66.5	26.3	1	60	10	100	4890	10	1150	449		
	SSTL	-54	-1520	-98	-1730	-610	-66.5	-8	-1	-60	-10	-100	-1065	-10	-1150	-449		
	Initial>SSTL	1286	0	0	0	0	0	18.3	0	0	0	0	3825	0	0	0	5129.3	
03/03/2008	Subsequent	5	14	5	19	25	5	5.00	5	5	7	5	5	5	5.00	5		
	Subsequent>SSTL	0	0	0	0	0	0	0	4	0	0	0	0	0	0	0		4
		Benzene	Toluene	Ethylbenzene	Xylene	MTBE	Naphthalene	EDB	ETBE	TAME	TBA	Ethanol	TAA	TBF	ETBA	DIPE		
MW-25	Initial 11/16/2005	1600	6200	850	4400	17	260	0.02	5	5	25	100	25	25	25	110		
	SSTL	-104	-6200	-850	-4400	-17	-121	-0.02	-5	-5	-25	-100	-25	-25	-25	-110		
	Initial>SSTL	1496	0	0	0	0	139	0	0	0	0	0	0	0	0	0	1635	
03/03/2008	Subsequent	5	9370	3370	19900	95	1130	0	5	5	20	5	6950	5	5	5		
	Subsequent>SSTL	0	3170	2520	15500	77.6	1009	0.22	0	0	0	0	6925	0	0	0		29201.82
		Benzene	Toluene	Ethylbenzene	Xylene	MTBE	Naphthalene	EDB	ETBE	TAME	TBA	Ethanol	TAA	TBF	ETBA	DIPE		
MW-31	Initial 11/16/2005	20	53	21	260	1	51	0.02	5	5	25	100	25	25	25	5		
	SSTL	-20	-53	-21	-260	-1	-51	-0.02	-5	-5	-25	-100	-25	-25	-120	-5		
	Initial>SSTL	0	0	0	0	0	0	0	0	0	0	0	0	0	0	0	0	
03/11/2008	Subsequent	91	98	298	586	5	222	5	5	5	5	5	2030	5	5	5		
	Subsequent>SSTL	71.3	44.9	277	326	4	171	4.98	0	0	0	0	2005	0	0	0		2904.18
		Benzene	Toluene	Ethylbenzene	Xylene	MTBE	Naphthalene	EDB	ETBE	TAME	TBA	Ethanol	TAA	TBF	ETBA	DIPE		
MW-32	Initial 11/16/2005	400	14000	520	18000	5	170	0.088	25	25	130	500	130	130	5000	25		
	SSTL	-71	-14000	-520	-18000	-5	-170	-0.088	-25	-25	-130	-500	-130	-130	-5000	-25		
	Initial>SSTL	329	0	0	0	0	0	0	0	0	0	0	0	0	0	0	329	
08/21/2007	Subsequent	174	1210	216	2920	5	88	1	5	5	5	5	784	5	5	5		
	Subsequent>SSTL	103	0	0	0	0	0	0.912	0	0	0	0	654	0	0	0		757.912
		Benzene	Toluene	Ethylbenzene	Xylene	MTBE	Naphthalene	EDB	ETBE	TAME	TBA	Ethanol	TAA	TBF	ETBA	DIPE		
MW-33	Initial 11/16/2005	410	1600	290	1400	50	100	0.02	5	5	25	500	130	25	500	120		
	SSTL	-53	-1600	-290	-1400	-50	-100	-0.02	-5	-5	-25	-500	-130	-25	-500	-120		
	Initial>SSTL	357	0	0	0	0	0	0	0	0	0	0	0	0	0	0	357	
03/03/2008	Subsequent	1080	3750	644	5860	5	340	5	5	5	5	5	7970	5	5	5		
	Subsequent>SSTL	1027	2150	354	4460	0	240	4.98	0	0	0	0	7840	0	0	0		16075.98
		Benzene	Toluene	Ethylbenzene	Xylene	MTBE	Naphthalene	EDB	ETBE	TAME	TBA	Ethanol	TAA	TBF	ETBA	DIPE		
MW-34	Initial 11/16/2005	250	870	180	1700	10	360	0.16	50	50	250	1000	5300	250	2800	50		
	SSTL	-35	-870	-180	-1700	-10	-301	-0.16	-50	-50	-250	-1000	-870	-250	-2800	-50		
	Initial>SSTL	215	0	0	0	0	59	0	0	0	0	0	4430	0	0	0	4704	
03/06/2008	Subsequent	1490	14500	1880	8250	5	803	5	5	5	5	5	5	5	5	5		
	Subsequent>SSTL	1455	13630	1700	6550	0	502	4.84	0	0	0	0	0	0	0	0		23841.84
		Benzene	Toluene	Ethylbenzene	Xylene	MTBE	Naphthalene	EDB	ETBE	TAME	TBA	Ethanol	TAA	TBF	ETBA	DIPE		
MW-35	Initial 11/16/2005	12000	22000	3200	15000	1300	1200	3.2	5	1000	5000	100	25	25	5000	1300		
	SSTL	-56	-22000	-3200	-15000	-1300	-542	-3.2	-5	-1000	-5000	-100	-25	-25	-5000	-1300		
	Initial>SSTL	11944	0	0	0	0	658	0	0	0	0	0	0	0	0	0	12602	
03/06/2008	Subsequent	14500	18200	2180	15100	2500	1260	1	5	5	2030	5	19800	5	5	5		
	Subsequent>SSTL	14444	0	0	100	1200	718	0	0	0	0	0	19775	0	0	0		36237
		Benzene	Toluene	Ethylbenzene	Xylene	MTBE	Naphthalene	EDB	ETBE	TAME	TBA	Ethanol	TAA	TBF	ETBA	DIPE		
MW-36	Initial 11/16/2005	140	310	320	1400	1	120	0.02	5	5	25	100	500	25	500	5		
	SSTL	-85	-310	-320	-1400	-1	-120	-0.02	-5	-5	-25	-100	-500	-25	-500	-5		
	Initial>SSTL	55	0	0	0	0	0	0	0	0	0	0	0	0	0	0	55	
03/03/2008	Subsequent	5	5	273	247	5	5	5	5	5	5	5	5	5	5	5		
	Subsequent>SSTL	0	0	0	0	4	0	4.98	0	0	0	0	0	0	0	0		8.98
		Benzene	Toluene	Ethylbenzene	Xylene	MTBE	Naphthalene	EDB	ETBE	TAME	TBA	Ethanol	TAA	TBF	ETBA	DIPE		
MW-37	Initial 11/16/2005	360	360	44	170	160	15	0.097	5	12	25	100	330	25	45	52		
	SSTL	-90	-360	-44	-170	-160	-15	-0.097	-5	-12	-25	-100	-330	-25	-45	-52		
	Initial>SSTL	270	0	0	0	0	0	0	0	0	0	0	0	0	0	0	270	
03/06/2008	Subsequent	519	625	1380	673	5	502	5	5	5	5	5	5	5	5	5		
	Subsequent>SSTL	429	265	1336	503	0	487	4.903	0	0	0	0	0	0	0	0		3024.903

		Benzene	Toluene	Ethylbenzene	Xylene	MTBE	Naphthalene	EDB	ETBE	TAME	TBA	Ethanol	TAA	TBF	ETBA	DIPE		
MW-39	Initial 11/16/2005	3100	17000	2600	13000	25	830	0.29	130	130	630	2500	630	630	630	130		
	SSTL	-90	-17000	-2600	-13000	-25	-830	-0.29	-130	-130	-630	-2500	-630	-630	-630	-130		
	Initial>SSTL	3010	0	0	0	0	0	0	0	0	0	0	0	0	0	0	3010	
03/06/2008	Subsequent	515	10200	1980	12500	5	1140	5	5	5	5	5	14000	5	5	5		
	Subsequent>SSTL	425	0	0	0	0	310	4.71	0	0	0	0	13370	0	0	0		14109.71
		Benzene	Toluene	Ethylbenzene	Xylene	MTBE	Naphthalene	EDB	ETBE	TAME	TBA	Ethanol	TAA	TBF	ETBA	DIPE		
MW-40	Initial 11/16/2005	840	740	690	1900	1	500	0.22	5	5	25	100	25	25	1500	25		
	SSTL	-113	-740	-690	-1900	-1	-500	-0.22	-5	-5	-25	-100	-25	-25	-1500	-25		
	Initial>SSTL	727	0	0	0	0	0	0	0	0	0	0	0	0	0	0	727	
08/13/2007	Subsequent	757	8340	685	6180	5	5	0	5	5	5	5	5	5	5	5		
	Subsequent>SSTL	644	7600	0	4280	4	0	0	0	0	0	0	0	0	0	0		12528
		Benzene	Toluene	Ethylbenzene	Xylene	MTBE	Naphthalene	EDB	ETBE	TAME	TBA	Ethanol	TAA	TBF	ETBA	DIPE		
MW-41	Initial 11/16/2005	1	1	1	1	1	5	0.02	5	5	25	100	25	25	25	5		
	SSTL	-1	-1	-1	-1	-1	-5	-0.02	-5	-5	-25	-100	-25	-25	-25	-5		
	Initial>SSTL	0	0	0	0	0	0	0	0	0	0	0	0	0	0	0	0	
03/06/2008	Subsequent	809	1620	1380	1900	21	483	5	5	5	5	5	5	5	5	5		
	Subsequent>SSTL	808	1619	1379	1899	19.7	478	4.98	0	0	0	0	0	0	0	0		6207.68
		Benzene	Toluene	Ethylbenzene	Xylene	MTBE	Naphthalene	EDB	ETBE	TAME	TBA	Ethanol	TAA	TBF	ETBA	DIPE		
MW-42	Initial 11/16/2005	1	1	1	1	1	5.4	0.02	5	5	25	100	25	25	25	5		
	SSTL	-1	-1	-1	-1	-1	-5.4	-0.02	-5	-5	-25	-100	-25	-25	-25	-5		
	Initial>SSTL	0	0	0	0	0	0	0	0	0	0	0	0	0	0	0	0	
03/06/2008	Subsequent	5	92	185	565	5	154	5	5	5	5	5	284	5	5	5		
	Subsequent>SSTL	4	90.8	184	564	4	148.6	4.98	0	0	0	0	259	0	0	0		1259.38
		Benzene	Toluene	Ethylbenzene	Xylene	MTBE	Naphthalene	EDB	ETBE	TAME	TBA	Ethanol	TAA	TBF	ETBA	DIPE		
MW-47	Initial 11/16/2005	1	14	1	1	1	5	2.4	5	5	25	100	25	25	25	5		
	SSTL	-1	-14	-1	-1	-1	-5	-1	-5	-5	-25	-100	-25	-25	-25	-5		
	Initial>SSTL	0	0	0	0	0	0	1.4	0	0	0	0	0	0	0	0	1.4	
03/06/2008	Subsequent	5	5	5	5	5	5	5	5	5	5	5	5	5	5	5		
	Subsequent>SSTL	4	0	4	4	4	0	4	0	0	0	0	0	0	0	0		20
		Benzene	Toluene	Ethylbenzene	Xylene	MTBE	Naphthalene	EDB	ETBE	TAME	TBA	Ethanol	TAA	TBF	ETBA	DIPE		
MW-54	Initial 11/16/2005	970	2900	460	2200	1500	1100	2.7	50	50	250	1000	650	250	250	50		
	SSTL	-7	-1337	-460	-2200	-83	-29	-2.7	-50	-50	-250	-1000	-187	-250	-250	-50		
	Initial>SSTL	963	1563	0	0	1417	1071	0	0	0	0	0	463	0	0	0	5477	
03/11/2008	Subsequent	150	5	5	5	20	10	5	5	5	38	5	478	5	5	5		
	Subsequent>SSTL	143	0	0	0	0	0	2.3	0	0	0	0	291	0	0	0		436.3
		Benzene	Toluene	Ethylbenzene	Xylene	MTBE	Naphthalene	EDB	ETBE	TAME	TBA	Ethanol	TAA	TBF	ETBA	DIPE		
MW-55	Initial 11/16/2005	440	1	27	1	410	39	0.11	5	14	130	100	1400	25	82	83		
	SSTL	-11	-1	-27	-1	-103	-36	-0.05	-5	-14	-130	-100	-423	-25	-82	-83		
	Initial>SSTL	429	0	0	0	307	3	0.06	0	0	0	0	977	0	0	0	1716.06	
03/11/2008	Subsequent	5	5	5	5	145	6	5	5	5	35	5	285	5	5	5		
	Subsequent>SSTL	0	4	0	4	42	0	4.95	0	0	0	0	0	0	0	0		54.95
		Benzene	Toluene	Ethylbenzene	Xylene	MTBE	Naphthalene	EDB	ETBE	TAME	TBA	Ethanol	TAA	TBF	ETBA	DIPE		
MW-57	Initial 11/16/2005	12000	12000	2000	8200	2000	1000	3.3	1000	1000	5000	20000	8200	5000	5000	1200		
	SSTL	-6	-1944	-969	-8200	-54	-28	-0.05	-1000	-165	-1908	-20000	-287	-5000	-5000	-290		
	Initial>SSTL	11994	10056	1031	0	1946	972	3.25	0	835	3092	0	7913	0	0	910	38752.25	
08/14/2007	Subsequent	7570	10600	1270	5250	1010	489	0	5	5	5	5	5410	5	5	679		
	Subsequent>SSTL	7564	8656	301	0	956	461	0.048	0	0	0	0	5123	0	0	389		23450.048
		Benzene	Toluene	Ethylbenzene	Xylene	MTBE	Naphthalene	EDB	ETBE	TAME	TBA	Ethanol	TAA	TBF	ETBA	DIPE		
MW-58	Initial 11/16/2005	5300	110	960	160	630	490	2	87	88	250	1000	3500	250	500	670		
	SSTL	-6	-110	-918	-160	-51	-27	-0.05	-1000	-165	-1908	-20000	-287	-5000	-5000	-290		
	Initial>SSTL	5294	0	42	0	579	463	1.95	0	0	0	0	3213	0	0	380	9972.95	
03/11/2008	Subsequent	13	5	63	5	35	24	5	5	5	44	5	310	5	5	5		
	Subsequent>SSTL	7.4	0	0	0	0	0	4.95	0	0	0	0	23	0	0	0		35.35
		Benzene	Toluene	Ethylbenzene	Xylene	MTBE	Naphthalene	EDB	ETBE	TAME	TBA	Ethanol	TAA	TBF	ETBA	DIPE		
MW-64	Initial 11/16/2005	390	13	51	1	100	56	0.02	5	10	25	100	25	25	170	41		
	SSTL	-345	-13	-51	-1	-100	-56	-0.02	-5	-10	-25	-100	-25	-25	-170	-41		
	Initial>SSTL	45	0	0	0	0	0	0	0	0	0	0	0	0	0	0	45	
03/06/2008	Subsequent	4080	731	920	5	5	5	5	5	5	5	5	15200	59	192	5		
	Subsequent>SSTL	3735	718	869	4	0	0	4.98	0	0	0	0	15175	34.4	22	0		20562.38
		Benzene	Toluene	Ethylbenzene	Xylene	MTBE	Naphthalene	EDB	ETBE	TAME	TBA	Ethanol	TAA	TBF	ETBA	DIPE		
MW-65	Initial 11/16/2005	140	31	78	88	6	45	0.02	5	5	25	100	25	25	74	14		
	SSTL	-140	-31	-78	-88	-6	-45	-0.02	-5	-5	-25	-100	-25	-25	-74	-14		
	Initial>SSTL	0	0	0	0	0	0	0	0	0	0	0	0	0	0	0	0	
03/06/2008	Subsequent	1580	505	1500	5	26	5	5	5	5	59	5	3010	11	5	5		
	Subsequent>SSTL	1440	474	1422	0	19.5	0	4.98	0	0	33.9	0	2985	0	0	0		6379.38

		Benzene	Toluene	Ethylbenzene	Xylene	MTBE	Naphthalene	EDB	ETBE	TAME	TBA	Ethanol	TAA	TBF	ETBA	DIPE		
MW-66	Initial 11/16/2005	1	1	1	27	1	8.6	0.02	5	5	25	100	25	25	25	5		
	SSTL	-1	-1	-1	-27	-1	-8.6	-0.02	-5	-5	-25	-100	-25	-25	-25	-5		
	Initial>SSTL	0	0	0	0	0	0	0	0	0	0	0	0	0	0	0	0	
03/03/2008	Subsequent	5	9	50	60	5	26	5	5	5	5	5	5	5	5	5		
	Subsequent>SSTL	4	8.2	48.7	32.9	4	17.2	4.98	0	0	0	0	0	0	0	0		119.98
		Benzene	Toluene	Ethylbenzene	Xylene	MTBE	Naphthalene	EDB	ETBE	TAME	TBA	Ethanol	TAA	TBF	ETBA	DIPE		
MW-5aR	Initial 11/16/2005	27000	31000	2500	14000	9900	1000	0.19	1000	2300	5000	20000	54000	5400	13000	4100		
	SSTL	-83	-17249	-2500	-14000	-9900	-108	-0.19	-1000	-381	-5000	-20000	-1403	-5400	-13000	-4100		
	Initial>SSTL	26917	13751	0	0	0	892	0	0	1919	0	0	52597	0	0	0	96076	
03/03/2008	Subsequent	4750	10500	971	7290	332	522	5	5	5	650	5	5	280	5	5		
	Subsequent>SSTL	4667	0	0	0	0	414	4.81	0	0	0	0	0	0	0	0		5085.81
		Benzene	Toluene	Ethylbenzene	Xylene	MTBE	Naphthalene	EDB	ETBE	TAME	TBA	Ethanol	TAA	TBF	ETBA	DIPE		
PW-1R	Initial 11/16/2005	8300	6800	1800	8100	290	770	7.6	320	1400	1100	1000	18000	250	3000	2500		
	SSTL	-58	-6800	-1800	-8100	-290	-89	-6	-320	-330	-1100	-1000	-1114	-250	-3000	-2500		
	Initial>SSTL	8242	0	0	0	0	681	1.6	0	1070	0	0	16886	0	0	0	26880.6	
03/06/2008	Subsequent	14300	28600	2450	16200	944	766	3	5	5	1180	5	5	5	5	5		
	Subsequent>SSTL	14242	21800	650	8100	654	677	0	0	0	80	0	0	0	0	0		46203
		Benzene	Toluene	Ethylbenzene	Xylene	MTBE	Naphthalene	EDB	ETBE	TAME	TBA	Ethanol	TAA	TBF	ETBA	DIPE		
RW-1R	Initial 11/16/2005	1600	10	230	10	130	14	0.54	5	50	25	100	850	25	250	160		
	SSTL	-54	-10	-230	-10	-130	-14	-0.54	-5	-50	-25	-100	-850	-25	-250	-160		
	Initial>SSTL	1546	0	0	0	0	0	0	0	0	0	0	0	0	0	0	1546	
03/06/2008	Subsequent	509	591	53	720	264	83	5	5	5	97	5	1420	5	5	5		
	Subsequent>SSTL	455	581	0	710	134	68.5	4.46	0	0	71.7	0	570	0	0	0		2594.66
		Benzene	Toluene	Ethylbenzene	Xylene	MTBE	Naphthalene	EDB	ETBE	TAME	TBA	Ethanol	TAA	TBF	ETBA	DIPE		
DW-3	Initial 11/16/2005	350	360	64	220	230	5	0.06	5	17	25	100	850	75	95	5		
	SSTL	-45	-360	-64	-220	-230	-5	-0.06	-5	-17	-25	-100	-850	-75	-95	-5		
	Initial>SSTL	305	0	0	0	0	0	0	0	0	0	0	0	0	0	0	305	
03/06/2008	Subsequent	5	23	5	28	5	5	5	5	5	5	5	5	5	5	5		
	Subsequent>SSTL	0	0	0	0	0	0	4.94	0	0	0	0	0	0	0	0		4.94
		Benzene	Toluene	Ethylbenzene	Xylene	MTBE	Naphthalene	EDB	ETBE	TAME	TBA	Ethanol	TAA	TBF	ETBA	DIPE		
DW-4	Initial 11/16/2005	74	380	102	524	11.5	48	1.46	5	5	50	500	150	50	50	25		
	SSTL	-48	-380	-102	-524	-11.5	-48	-1.46	-5	-5	-50	-500	-150	-50	-50	-25		
	Initial>SSTL	26	0	0	0	0	0	0	0	0	0	0	0	0	0	0	26	
6/29/2006	Subsequent	5	5	5	2	110	6	0	10	5	10	20	520	20	10	57		
	Subsequent>SSTL	0	0	0	0	98.5	0	0	5	0	0	0	370	0	0	32		505.5
		Benzene	Toluene	Ethylbenzene	Xylene	MTBE	Naphthalene	EDB	ETBE	TAME	TBA	Ethanol	TAA	TBF	ETBA	DIPE		
DW-7	Initial 11/16/2005	40	2	2	2	20	10	0.14	10	10	50	200	300	50	50	16		
	SSTL	-7	-2	-2	-2	-20	-10	-0.14	-10	-10	-50	-200	-300	-50	-50	-16		
	Initial>SSTL	33	0	0	0	0	0	0	0	0	0	0	0	0	0	0	33	
03/11/2008	Subsequent	5	5	5	5	5	5	5	5	5	5	5	5	5	5	5		
	Subsequent>SSTL	0	3	3	3	0	0	4.86	0	0	0	0	0	0	0	0		13.86
		Benzene	Toluene	Ethylbenzene	Xylene	MTBE	Naphthalene	EDB	ETBE	TAME	TBA	Ethanol	TAA	TBF	ETBA	DIPE		
DW-9	Initial 11/16/2005	1	5	1	1	1	5	0.02	5	5	25	100	25	25	25	5		
	SSTL	-1	-5	-1	-1	-1	-5	-0.02	-5	-5	-25	-100	-25	-25	-25	-5		
	Initial>SSTL	0	0	0	0	0	0	0	0	0	0	0	0	0	0	0	0	
03/11/2008	Subsequent	5	5	5	5	5	5	5	5	5	5	5	5	5	5	5		
	Subsequent>SSTL	4	0	4	4	4	0	4.98	0	0	0	0	0	0	0	0		20.98
Totals	Initial>SSTL																576077.22	
	Subsequent>SSTL																	594573.133

CoC Mass Reduction Calculation

= (Initial>SSTL-Subsequent>SSTL)/(Initial>SSTL)*100%
= -3.21%

Monitoring Event, Clouds Chevron Gas Station
Analytical Data (ug/L)

Well	Date	Benzene ug/L	Toluene ug/L	Ethylbenzene ug/L	Xylenes ug/L	MTBE ug/L	Naphthalene ug/L	EDB ug/L	ETBE ug/L	TAME ug/L	TBA ug/L	Ethanol ug/L	TAA ug/L	TBF ug/L	ETBA ug/L	DIPE ug/L
	4/19/2005	1	1	1	1	5	1	0.02	5	5	25	100	25	25	25	5
MW-1	6/29/2006	1	7	3	19	1	4	0.02	10	1	10	20	10	20	10	1
	08/14/2007	5	5	5	5	5	5	1.00	5	5	5	5	5	5	5	5
	08/14/2007	5	5	5	5	5	5	1.00	5	5	5	5	5	5	5	5
	4/19/2005	5900	11000	1800	12000	570	3200	39.00	130	130	630	2500	2800	630	630	250
MW-2	6/29/2006	12000	22000	2100	13800	1700	460	94.00	20	50	20	40	1700	40	20	210
	08/21/2007	6	13	5	5	5	5	1.00	5	5	5	5	5	5	5	5
	08/21/2007	6	13	5	5	5	5	1.00	5	5	5	5	5	5	5	5
	4/19/2005	15000	27000	3500	19000	1500	37000	230.00	250	540	1300	5000	12000	1300	1300	1100
MW-3	6/29/2006	15000	27000	3500	19000	1500	37000	230.00	250	540	1300	5000	12000	1300	1300	1100
	08/21/2007	6	14	5	5	5	5	70.50	5	5	5	5	5	5	5	5
	03/03/2008	9950	16500	657	8790	66100	537	229.00	5	5	1330	5	8610	1760	5	5
	4/19/2005	1	1	1	1	5	8	0.07	5	5	25	100	25	25	25	5
MW-4	6/29/2006	1	8	2	17	2	2	0.02	10	1	10	20	10	20	10	1
	08/14/2007	31	5	5	5	10	5	1.00	5	5	5	5	5	5	5	5
	03/03/2008	5	5	5	5	36	5	5.00	5	5	5	5	5	5	5	5
	4/19/2005	100	3600	2300	8300	710	100	0.84	500	500	2500	10000	2500	2500	2500	500
MW-5	6/29/2006	670	3600	1	9800	1	510	3.60	10	1	10	20	580	20	10	1
	6/29/2006	670	3600	5	9800	5	510	3.60	10	5	10	20	580	20	10	5
	03/03/2008	5	5	5	5	92	9	5.00	5	5	5	275	5	5	5	5
	4/19/2005	13	1	1	60	5	1	0.02	5	5	25	100	25	25	25	5
MW-6	6/29/2006	970	190	160	525	3700	210	2.40	100	33	100	200	1000	200	100	87
	08/21/2007	4620	11000	2290	15600	1480	775	68.90	5	5	5	5	3190	5	5	234
	03/03/2008	137	5	5	5	4440	5	0.97	5	5	126	5	5	5	5	5
	4/19/2005	1	1	1	1	5	1	0.02	5	5	25	100	25	25	25	5
MW-7	6/29/2006	1	1	1	2	1	1	0.02	10	1	10	20	10	20	10	1
	08/14/2007	5	5	5	5	5	5	1.00	5	5	5	5	5	5	5	5
	03/03/2008	5	5	5	5	5	5	5.00	5	5	5	5	5	5	5	5
	4/19/2005	1	1	1	1	5	1	0.02	5	5	25	100	25	25	25	5
MW-8	6/29/2006	1	1	1	4	1	1	0.02	10	1	10	20	10	20	10	1
	08/21/2007	5	5	5	5	5	5	1.00	5	5	5	5	5	5	5	5
	03/03/2008	5	5	5	5	5	5	5.00	5	5	5	5	5	5	5	5
	4/19/2005	3100	9800	2100	11000	1000	10	0.15	50	50	250	1000	250	250	250	71
MW-9	7/11/2006	3100	9800	2100	11000	1000	10	0.15	50	50	250	1000	250	250	250	71
	7/11/2006	3100	9800	2100	11000	1000	10	0.15	50	50	250	1000	250	250	250	71
	7/11/2006	3100	9800	2100	11000	1000	10	0.15	50	50	250	1000	250	250	250	71
	4/19/2005	12000	17000	2700	13000	990	540	0.23	130	230	630	2500	630	630	630	1700
MW-10	4/19/2005	12000	17000	2700	13000	990	540	0.23	130	230	630	2500	630	630	630	1700
	08/14/2007	11300	29500	2420	12700	106	681	0.10	5	118	5	5	5	5	5	1130
	08/14/2007	11300	29500	2420	12700	106	681	0.10	5	118	5	5	5	5	5	1130
	4/19/2005	25	230	25	25	130	25	0.02	130	130	630	2500	630	630	630	130
MW-11	7/11/2006	43	35	5	23	1	7	0.02	10	1	110	20	2500	20	10	1
	08/14/2007	149	225	17	68	5	13	1.00	5	5	5	5	529	5	5	13
	03/11/2008	19	5	5	5	77	5	5.00	5	5	5	5	487	5	5	5
	4/19/2005	25	230	25	25	130	25	0.02	5	5	25	100	25	25	25	5
MW-12	7/13/2006	1	8	2	11	1	7	0.02	10	1	10	20	10	20	10	1
	08/14/2007	5	5	5	5	5	5	1.00	5	5	5	5	5	5	5	5
	03/11/2008	5	5	5	5	28	5	5.00	5	5	64	5	635	5	5	5
	4/19/2005	1	1	1	1	5	1	0.02	5	5	25	100	25	25	25	5
MW-13	7/11/2006	1	4	1	8	10	9	0.02	1	1	10	20	10	20	10	1
	08/14/2007	5	5	5	5	5	5	1.00	5	5	5	5	5	5	5	5
	03/11/2008	5	5	5	5	5	5	5.00	5	5	5	5	5	5	5	5
	4/19/2005	210	520	230	720	190	1	0.02	5	5	25	100	25	25	330	5
MW-15	4/19/2005	210	520	230	720	190	1	0.02	5	5	25	100	25	25	330	5
	08/14/2007	371	198	129	343	11	124	1.00	5	5	159	5	3350	5	5	31
	03/11/2008	372	7970	2090	10800	5	1150	5.00	5	5	5	5	2350	5	5	5
	4/19/2005	1	16	5	36	31	1	0.02	5	5	25	100	25	25	25	5
MW-16	7/11/2006	1	16	5	36	31	1	0.02	5	5	25	100	25	25	25	5
	08/14/2007	12200	34200	3270	21300	4110	1220	5.40	5	5	5	5	5	5	5	2220
	03/06/2008	5	5	5	5	5	5	5.00	5	5	5	5	5	5	5	5
	4/19/2005	3500	28000	3600	20000	1800	200	0.02	1000	1000	5000	20000	5000	5000	5000	1000
MW-17	7/11/2006	3500	28000	3600	20000	1800	200	0.02	1000	1000	5000	20000	5000	5000	5000	1000
	08/14/2007	9310	31000	2480	14600	5	1080	0.50	5	5	5	5	5	5	5	5
	08/14/2007	9310	31000	2480	14600	5	1080	0.50	5	5	5	5	5	5	5	5
	4/19/2005	18000	37000	3200	17000	1300	6400	1.60	1000	1000	5000	20000	5000	5000	5000	2800
MW-18	4/19/2005	18000	37000	3200	17000	1300	6400	1.60	1000	1000	5000	20000	5000	5000	5000	2800
	08/16/2007	9080	21000	1700	16000	4170	869	5.00	5	5	5	5	15800	5	5	1930
	08/16/2007	9080	21000	1700	16000	4170	869	5.00	5	5	5	5	15800	5	5	1930

Well	Date	Benzene ug/L	Toluene ug/L	Ethylbenzene ug/L	Xylenes ug/L	MTBE ug/L	Naphthalene ug/L	EDB ug/L	ETBE ug/L	TAME ug/L	TBA ug/L	Ethanol ug/L	TAA ug/L	TBF ug/L	ETBA ug/L	DIPE ug/L
MW-19	4/19/2005	23000	48000	3600	20000	1300	4200	1.60	1000	1000	5000	20000	5000	5000	5000	2300
	7/11/2006	23000	48000	3600	20000	1300	4200	1.60	1000	1000	5000	20000	5000	5000	5000	2300
	08/21/2007	17600	46700	2590	16300	5770	869	35.30	5	5	5	5	5	5	5	861
	08/21/2007	17600	46700	2590	16300	5770	869	35.30	5	5	5	5	5	5	5	861
MW-20	4/19/2005	19000	36000	3200	18000	1400	7200	0.02	1000	1000	5000	20000	5000	5000	5000	2800
	6/29/2006	18000	32000	3500	17600	3000	1400	0.06	500	530	500	1000	3500	1000	500	2300
	6/29/2006	18000	32000	3500	17600	3000	1400	0.06	500	530	500	1000	3500	1000	500	2300
	6/29/2006	18000	32000	3500	17600	3000	1400	0.06	500	530	500	1000	3500	1000	500	2300
MW-22	4/19/2005	24000	39000	5000	27000	4600	780	0.02	1000	1000	5000	20000	5000	5000	5000	1900
	6/29/2006	16000	44000	5700	28600	250	2300	0.02	2500	250	2500	5000	17000	5000	2500	400
	08/21/2007	7710	28200	1960	11000	5	5	1.00	5	5	5	5	5	5	5	5
	03/03/2008	4480	34900	2660	13800	5	5	5.00	5	5	5	5	5	5	5	5
MW-23	4/19/2005	8100	19000	1800	9700	1000	1600	1.30	56	1000	25	100	25	25	5000	1000
	6/29/2006	2100	5700	410	3800	230	220	0.21	500	50	500	1000	4600	1000	500	100
	08/21/2007	958	3560	251	1480	5	5	1.00	5	5	5	5	5	5	5	5
	03/03/2008	9840	29400	5	13300	5	2810	0.30	5	5	5	5	5	5	5	5
MW-24	4/19/2005	1340	1520	98	1730	67	610	26.30	1	60	10	100	4890	10	1150	449
	4/19/2005	1340	1520	98	1730	66.5	610	26.30	1	60	10	100	4890	10	1150	449
	08/21/2007	5	6	5	5	5.0	5	1.00	5	5	5	5	5	5	5	5
	03/03/2008	5	14	5	19	25.1	5	5.00	5	5	7	5	5	5	5	5
MW-25	4/19/2005	1600	6200	850	4400	260.0	17	0.02	5	5	25	100	25	25	25	110
	6/29/2006	1400	11000	2300	17400	100	1200	0.02	1000	100	1000	2000	7900	2000	1000	100
	6/29/2006	1400	11000	2300	17400	100	1200	0.02	1000	100	1000	2000	7900	2000	1000	100
	03/03/2008	5	9370	3370	19900	95	1130	0.24	5	5	20	5	6950	5	5	5
MW-26	4/19/2005	1	1	1	1	5	1	0.02	5	5	25	100	25	25	25	5
	6/29/2006	1	1	1	2	1	1	0.02	10	1	10	20	10	20	10	1
	08/21/2007	7	16	5	5	5	5	1.00	5	5	5	5	5	5	5	5
	03/03/2008	5	5	5	5	5	5	5.00	5	5	5	5	5	5	5	5
MW-27	4/19/2005	1	1	1	1	5	1	0.02	1	1	10	100	10	10	10	5
	4/19/2005	1	1	1	1	5	1	0.02	1	1	10	100	10	10	10	5
	08/21/2007	2670	10000	840	4840	5	300	1.00	5	5	5	5	5	5	5	105
	03/03/2008	5	5	5	12	5	5	5.00	5	5	5	5	5	5	5	5
MW-28	4/19/2005	360	970	96	490	250	50	0.02	250	250	1300	5000	1300	1300	1300	2600
	6/29/2006	10	44	9	72	1	35	0.02	10	1	10	20	91	20	10	1
	08/15/2007	5	5	5	5	5	5	1.00	5	5	5	5	5	5	5	5
	03/03/2008	5	5	5	5	5	5	5.00	5	5	5	5	5	5	5	5
MW-29	4/19/2005	100	100	100	100	3500	100	0.02	500	500	2500	10000	2500	2500	3100	500
	6/29/2006	3	18	6	44	1	13	0.02	10	1	10	20	10	20	10	1
	08/15/2007	5	5	5	5	5	5	1.00	5	5	5	5	5	5	5	5
	03/03/2008	5	10	6	38	5	7	5.00	5	5	5	5	5	5	5	5
MW-30	4/19/2005	1	1	1	1	5	1	0.11	5	5	25	100	25	25	25	5
	6/29/2006	3	28	21	129	1	50	0.02	10	1	10	20	10	20	10	1
	08/21/2007	5	19	5	5	5	5	1.00	5	5	5	5	5	5	5	5
	03/03/2008	5	6	5	11	5	5	5.00	5	5	5	5	5	5	5	5
MW-31	4/19/2005	20	53	21	260	51	1	0.02	5	5	25	100	25	25	120	5
	6/29/2006	100	280	2	380	1	2	0.02	10	1	10	20	1600	20	10	1
	6/29/2006	100	280	2	380	5	2	0.02	10	5	10	20	1600	20	10	5
	03/11/2008	91	98	298	586	5	222	5.00	5	5	5	5	2030	5	5	5
MW-32	4/19/2005	400	14000	520	18000	170	5	0.09	25	25	130	500	130	130	5000	25
	6/29/2006	410	850	370	2180	10	160	0.02	100	10	100	200	4500	200	100	10
	08/21/2007	174	1210	216	2920	5	88	1.00	5	5	5	5	784	5	5	5
	08/21/2007	174	1210	216	2920	5	88	1.00	5	5	5	5	784	5	5	5
MW-33	4/19/2005	410	1600	290	1400	100	50	0.02	5	5	25	500	130	25	500	120
	6/29/2006	5500	18000	1900	12400	72	650	0.02	500	50	500	1000	9100	1000	500	170
	08/21/2007	821	3870	238	4610	5	280	1.00	5	5	5	5	3710	5	5	5
	03/03/2008	1080	3750	644	5860	5	340	5.00	5	5	5	5	7970	5	5	5
MW-34	4/19/2005	250	870	180	1700	360	10	0.16	50	50	250	1000	5300	250	2800	50
	6/29/2006	1900	12000	1500	7200	1	400	0.18	10	1	10	20	5400	20	10	47
	08/21/2007	263	2710	570	2700	5	231	1.00	5	5	5	5	5	5	5	5
	03/06/2008	1490	14500	1880	8250	5	803	5.00	5	5	5	5	5	5	5	5
MW-35	4/19/2005	12000	22000	3200	15000	1200	1300	3.20	5	1000	5000	100	25	25	5000	1300
	7/11/2006	12000	22000	3200	15000	1200	1300	3.20	5	1000	5000	100	25	25	5000	1300
	08/21/2007	15800	13500	1960	9300	3120	1330	3.70	5	5	5	5	137000	5	5	2340
	03/06/2008	14500	18200	2180	15100	2500	1260	0.91	5	5	2030	5	19800	5	5	5
MW-36	4/19/2005	140	310	320	1400	120	1	0.02	5	5	25	100	500	25	500	5
	6/29/2006	110	540	730	4300	1	280	0.02	10	1	10	20	5400	20	10	1
	08/21/2007	38	27	103	280	5	87	1.00	5	5	5	5	587	5	5	5
	03/03/2008	5	5	273	247	5	5	5.00	5	5	5	5	5	5	5	5

Well	Date	Benzene	Toluene	Ethylbenzene	Xylenes	MTBE	Naphthalene	EDB	ETBE	TAME	TBA	Ethanol	TAA	TBF	ETBA	DIPE
		ug/L	ug/L	ug/L	ug/L	ug/L	ug/L	ug/L	ug/L	ug/L	ug/L	ug/L	ug/L	ug/L	ug/L	ug/L
MW-37	4/19/2005	360	360	44	170	15	160	0.10	5	12	25	100	330	25	45	52
	6/29/2006	410	1900	1300	2550	20	390	0.03	200	20	200	400	1700	400	200	20
	08/21/2007	135	808	888	2280	5	352	1.00	5	5	5	5	5	5	5	5
	03/06/2008	519	625	1380	673	5	502	5.00	5	5	5	5	5	5	5	5
MW-38	4/19/2005	1	1	1	1	5	1	0.02	5	5	25	100	25	25	25	5
	7/11/2006	2	23	6	32	1	8	0.02	10	1	10	20	10	20	10	1
	08/13/2007	5	5	5	5	5	5	1.00	5	5	5	5	5	5	5	5
	03/06/2008	5	23	7	44	5	12	5.00	5	5	5	5	5	5	5	5
MW-39	4/19/2005	3100	17000	2600	13000	830	25	0.29	130	130	630	2500	630	630	630	130
	7/11/2006	1500	19000	2000	14300	200	1400	0.19	2000	200	2000	4000	2000	4000	15000	200
	08/13/2007	678	10300	1320	8320	5	683	0.13	5	5	5	5	5	5	5	5
	03/06/2008	515	10200	1980	12500	5	1140	5.00	5	5	5	5	14000	5	5	5
MW-40	4/19/2005	840	740	690	1900	500	1	0.22	5	5	25	100	25	25	1500	25
	7/11/2006	2000	15000	1300	8900	50	630	0.32	500	50	500	1000	6100	1000	80	50
	08/13/2007	757	8340	685	6180	5	5	0.14	5	5	5	5	5	5	5	5
	08/13/2007	757	8340	685	6180	5	5	0.14	5	5	5	5	5	5	5	5
MW-41	4/19/2005	1	1	1	1	5	1	0.02	5	5	25	100	25	25	25	5
	7/11/2006	110	700	160	860	1	93	0.02	10	1	10	20	190	20	10	1
	08/15/2007	586	5	88	5	93	56	0.10	5	5	5	5	913	5	5	57
	03/06/2008	809	1620	1380	1900	21	483	5.00	5	5	5	5	5	5	5	5
MW-42	4/19/2005	1	1	1	1	5	1	0.02	5	5	25	100	25	25	25	5
	7/11/2006	3	860	480	2900	1.0	270	0.02	10	1	10	20	360	20	10	1
	08/13/2007	5	718	432	3680	5.0	293	1.00	5	5	5	5	1	5	5	5
	03/06/2008	5	92	185	565	5.0	154	5.00	5	5	5	5	284	5	5	5
MW-43	4/19/2005	1	1	1	1	5.0	1	0.02	5	5	25	100	25	25	25	5
	7/11/2006	1	11	2	13	7	0	10.00	1	10	20	10	20	10	10	1
	08/21/2007	5	5	5	5	5	5	1.00	5	5	5	1140	5	5	5	5
	03/06/2008	5	5	5	5	5	5	5.00	5	5	5	5	5	5	5	5
MW-44	4/19/2005	1	1	1	1	5	1	0.02	5	5	25	100	25	25	25	5
	7/11/2006	1	4	1	6	1	2	0.02	10	1	10	20	10	20	10	1
	08/14/2007	5	6	5	19	5	6	1.00	5	5	5	5	5	5	5	5
	03/06/2008	5	5	5	5	5	5	5.00	5	5	5	5	5	5	5	5
MW-45	4/19/2005	1	1	1	1	5	1	0.02	5	5	25	100	25	25	25	5
	7/11/2006	1	3	1	4	1	2	0.02	10	1	10	20	10	20	10	1
	08/14/2007	5	5	5	5	5	5	1.00	5	5	5	5	5	5	5	5
	03/06/2008	5	5	5	5	5	5	5.00	5	5	5	5	5	5	5	5
MW-46	4/19/2005	1	12	1	1	5.2	1	0.02	5	5	25	190	25	25	25	5
	7/11/2006	1	2	1	2	1.0	6	0.02	10	1	10	20	10	20	10	1
	08/14/2007	5	12	5	5	5.0	5	1.00	5	5	5	5	5	5	5	5
	03/06/2008	5	5	5	5	5.0	5	5.00	5	5	5	5	5	5	5	5
MW-47	4/19/2005	1	14	1	1	5.0	1	2.40	5	5	25	100	25	25	25	5
	7/11/2006	1	3	1	4	1	6	0.02	10	1	10	20	10	20	10	1
	08/14/2007	8	18	13	254	5	374	1.00	5	5	5	5	5	5	5	5
	03/06/2008	5	5	5	5	5	5	5.00	5	5	5	5	5	5	5	5
MW-48	4/19/2005	1	1	1	1	5	1	1.60	5	5	25	100	25	25	25	5
	7/11/2006	1	4	1	5	1	1	0.02	10	1	10	20	10	20	10	1
	08/14/2007	10	16	5	22	5	46	1.00	5	5	5	5	5	5	5	5
	03/06/2008	5	5	5	5	5	5	5.00	5	5	5	5	5	5	5	5
MW-49	4/19/2005	1	18	1	1	5	1	0.33	5	5	25	100	25	25	25	5
	7/11/2006	1	2	1	2	1	6	0.02	10	1	10	20	10	20	10	1
	08/14/2007	5	6	5	51	5	5	1.00	5	5	5	5	5	5	5	5
	03/06/2008	5	5	5	5	5	5	5.00	5	5	5	5	5	5	5	5
MW-50	4/19/2005	1	13	1	1	5	1	0.02	5	5	25	100	25	25	25	5
	7/11/2006	1	2	1	5	1	1	0.02	10	1	10	20	10	20	10	1
	08/14/2007	5	8	5	5	5	24	1.00	5	5	5	5	5	5	5	5
	03/06/2008	5	5	5	5	5	5	5.00	5	5	5	5	5	5	5	5
MW-51	4/19/2005	1	1	1	1	5	1	0.02	5	5	25	100	25	25	25	5
	7/11/2006	1	1	1	4	1	6	0.02	10	1	10	20	13	20	10	1
	08/14/2007	24	52	5	14	5	5	1.00	5	5	5	5	5	5	5	5
	03/11/2008	5	5	5	5	5	5	5.00	5	5	5	5	5	5	5	5
MW-52	4/19/2005	1	1	1	1	5	1	0.02	5	5	25	100	25	25	25	5
	7/11/2006	1	2	1	3	1	2	0.02	10	1	10	20	10	20	10	1
	08/14/2007	12	24	5	5	15	5	0.30	5	5	5	5	5	5	5	5
	08/14/2007	12	24	5	5	15	5	0.30	5	5	5	5	5	5	5	5
MW-53	4/19/2005	1	1	1	1	5	1	0.73	5	5	33	100	25	25	60	5
	7/11/2006	1	29	29	193	1	42	0.02	10	1	11	20	100	20	10	1
	08/14/2007	8	17	5	5	5	5	1.00	5	5	5	5	5	5	5	5
	03/11/2008	5	5	5	5	5	5	5.00	5	5	5	5	5	5	5	5

Well	Date	Benzene	Toluene	Ethylbenzene	Xylenes	MTBE	Naphthalene	EDB	ETBE	TAME	TBA	Ethanol	TAA	TBF	ETBA	DIPE
		ug/L	ug/L	ug/L	ug/L	ug/L	ug/L	ug/L	ug/L	ug/L	ug/L	ug/L	ug/L	ug/L	ug/L	ug/L
MW-54	4/19/2005	970	2900	460	2200	1100	1500	2.70	50	50	250	1000	650	250	250	50
	7/11/2006	650	501	1	12	23	5	0.02	10	1	10	20	700	20	90	63
	08/14/2007	557	5	5	5	5	47	1.00	5	5	5	5	5	5	5	59
	03/11/2008	150	5	5	5	20	10	5.00	5	5	38	5	478	5	5	5
MW-55	4/19/2005	440	1	27	1	39	410	0.11	5	14	130	100	1400	25	82	83
	7/11/2006	130	3	18	4	190	19	0.02	10	8	10	20	610	20	10	55
	08/14/2007	544	12	25	5	369	46	1.00	5	15	5	5	1080	5	5	85
	03/11/2008	5	5	5	5	145	6	5.00	5	5	35	5	285	5	5	5
MW-56	4/19/2005	76	1	1	1	5	1	0.02	5	5	25	100	46	25	25	7
	7/13/2006	1	2	1	5	1.0	5	0.02	10	1	10	20	10	20	10	1
	08/14/2007	5	6	5	5	5.0	5	1.00	5	5	5	5	5	5	5	5
	03/11/2008	5	5	5	5	5.0	5	5.00	5	5	5	5	5	5	5	5
MW-57	4/19/2005	12000	12000	2000	8200	1000.0	2000	3.30	1000	1000	5000	20000	8200	5000	5000	1200
	7/13/2006	8900	8300	1300	4500	1300	290	0.03	100	110	100	200	5100	200	100	820
	08/14/2007	7570	10600	1270	5250	1010	489	0.10	5	5	5	5	5410	5	5	679
	08/14/2007	7570	10600	1270	5250	1010	489	0.10	5	5	5	5	5410	5	5	679
MW-58	4/19/2005	5300	110	960	160	490	630	2.00	87	88	250	1000	3500	250	500	670
	7/13/2006	5800	87	480	228	490	300	0.02	100	67	120	200	5200	200	100	490
	7/13/2006	5800	87	480	228	490	300	0.02	100	67	120	200	5200	200	100	490
	03/11/2008	13	5	63	5	35	24	5.00	5	5	44	5	310	5	5	5
MW-59	4/19/2005	1	1	1	1	5	1	0.25	5	5	25	100	25	25	25	5
	7/13/2006	1	2	1	4	1	6	0.02	10	1	10	20	10	20	10	1
	08/14/2007	12	12	5	5	5	5	1.00	5	5	5	5	5	5	5	5
	03/11/2008	5	5	5	5	5	5	5.00	5	5	5	5	5	5	5	5
MW-60	4/19/2005	1	1	1	1	5	1	0.02	1	1	10	100	10	10	10	5
	4/19/2005	1	1	1	1	5	1	0.02	1	1	10	100	10	10	10	5
	4/19/2005	5	5	5	5	5	5	0.02	5	5	10	100	10	10	10	5
	03/11/2008	5	5	5	5	5	5	5.00	5	5	5	5	5	5	5	5
MW-61	4/19/2005	1	1	1	1	5	1	0.02	5	5	25	100	10	25	25	5
	7/11/2006	1	7	2	11	1	4	0.02	10	1	10	20	10	20	10	1
	08/15/2007	5	5	5	5	5	5	1.00	5	5	5	5	5	5	5	5
	03/06/2008	5	5	5	5	5	5	5.00	5	5	5	5	102	5	5	5
MW-62	4/19/2005	1	1	1	1	5	1	0.02	5	5	25	100	10	25	25	5
	7/17/2006	1	1	1	6	1	2	0.02	10	1	10	20	10	20	10	1
	08/15/2007	5	5	5	5	5	5	1.00	5	5	5	5	5	5	5	5
	03/06/2008	5	5	5	5	5	5	5.00	5	5	5	5	162	5	5	5
MW-63	4/19/2005	1	1	1	1	5	1	0.02	5	5	25	100	10	25	25	5
	7/11/2006	1	4	1	5	1	6	0.02	10	1	10	20	10	20	10	1
	08/15/2007	5	5	5	5	5	5	1.00	5	5	5	5	5	5	5	5
	03/06/2008	5	5	7	23	5	13	5.00	5	5	5	5	5	5	5	5
MW-64	4/19/2005	390	13	51	1	56	100	0.02	5	10	25	100	25	25	170	41
	7/11/2006	1600	53	330	68	180	170	0.02	100	28	100	200	2200	200	1100	130
	08/15/2007	9	66	34	113	5	14	1.00	5	5	5	5	5	5	5	5
	03/06/2008	4080	731	920	5	5	5	5.00	5	5	5	5	15200	59	192	5
MW-65	4/19/2005	140	31	78	88	45	600	0.02	5	5	25	100	25	25	74	14
	4/19/2005	140	31	78	88	45	600	0.02	5	5	25	100	25	25	74	14
	08/15/2007	48	5	21	5	9	19	1.00	5	5	5	5	344	5	5	17
	03/06/2008	1580	505	1500	5	26	5	5.00	5	5	59	5	3010	11	5	5
MW-66	7/11/2006	2	8	3	13	1	8	0	10	1	10	20	14	20	10	1
	08/15/2007	5	5	5	5	5.0	5	1.00	5	5	5	5	5	5	5	5
	03/03/2008	5	9	50	60	5.0	26	5.00	5	5	5	5	5	5	5	5
MW-67	4/19/2005	1	1	1	1	5.0	1	0.02	5	5	25	100	25	25	25	5
	7/11/2006	1	11	3	20	1	8	0.02	10	1	10	20	10	20	10	1
	08/13/2007	5	5	5	5	5	5	1.00	5	5	5	5	5	5	5	5
	03/03/2008	5	10	5	25	5	8	5.00	5	5	5	5	5	5	5	5
MW-68	4/19/2005	1	1	1	1	5	1	0.02	5	5	25	100	25	25	25	5
	7/11/2006	1	11	3	18	1	6	0.02	10	1	10	20	10	20	10	1
	08/15/2007	5	5	5	5	5	5	1.00	5	5	5	5	5	5	5	5
	03/03/2008	5	5	5	12	5	7	5.00	5	5	5	5	5	5	5	5
MW-69	4/19/2005	1	1	1	1	5	1	0.02	5	5	25	100	25	25	25	5
	7/11/2006	1	4	1	7	1	3	0.02	10	1	10	20	10	20	10	1
	03/03/2008	5	5	5	12	5	7	5.00	5	5	5	5	5	5	5	5
	03/03/2008	5	5	5	17	5	7	5.00	5	5	5	5	5	5	5	5
MW-70	4/19/2005	1	1	1	1	5	1	0.02	5	5	25	100	25	25	25	5
	7/11/2006	1	7	2	12	1	4	0.02	10	1	10	20	10	20	10	1
	08/15/2007	5	5	5	5	5	5	1.00	5	5	5	5	5	5	5	5
	03/06/2008	5	10	16	50	5	33	5.00	5	5	5	290	5	5	5	5

Well	Date	Benzene ug/L	Toluene ug/L	Ethylbenzene ug/L	Xylenes ug/L	MTBE ug/L	Naphthalene ug/L	EDB ug/L	ETBE ug/L	TAME ug/L	TBA ug/L	Ethanol ug/L	TAA ug/L	TBF ug/L	ETBA ug/L	DIPE ug/L
MW-5aR	4/19/2005	27000	31000	2500	14000	1000	9900	0.19	1000	2300	5000	20000	54000	5400	13000	4100
	6/29/2006	23000	30000	2500	13600	2700	780	0.02	1000	1200	1000	2000	1000	2000	1000	3200
	08/21/2007	67	236	13	332	5	76	1.00	5	5	5	5	5	5	5	5
	03/03/2008	4750	10500	971	7290	332	522	5.00	5	5	650	5	5	280	5	5
PW-1R	4/19/2005	8300	6800	1800	8100	770	290	7.60	320	1400	1100	1000	18000	250	3000	2500
	6/29/2006	2500	2700	39	1710	1300	160	0.08	100	10	1300	200	9500	200	100	360
	6/29/2006	2500	2700	39	1710	1300	160	0.08	100	10	1300	200	9500	200	100	360
	03/06/2008	14300	28600	2450	16200	944	766	3.40	5	5	1180	5	5	5	5	5
RW-1R	4/19/2005	1600	10	230	10	14	130	0.54	5	50	25	100	850	25	250	160
	6/29/2006	16000	25000	1700	10400	2600	710	4.50	250	25	2000	500	11000	500	510	2000
	08/21/2007	3450	27900	1630	15600	5	964	1.00	5	5	5	5	17300	5	5	5
	03/06/2008	509	591	53	720	264	83	5.00	5	5	97	5	1420	5	5	5
DW-1	4/19/2005	1	1	1	1	5	1	0.02	5	5	25	100	25	25	25	5
	6/29/2006	2	3	1	9	1	22	0.02	10	1	10	20	10	20	10	1
	08/21/2007	5	6	5	5	5	5	1.00	5	5	5	5	5	5	5	5
	03/03/2008	5	5	5	5	5	5	5.00	5	5	5	5	5	5	5	5
DW-2	4/19/2005	1	1	1	1	5	1	0.02	5	5	25	100	25	25	25	5
	6/29/2006	27	78	16	117	3	20	0.15	10	1	10	20	10	20	10	1
	08/21/2007	6	17	5	10	5	5	1.00	5	5	5	5	5	5	5	5
	03/06/2008	5	5	5	5	5	5	5.00	5	5	5	298	5	5	5	5
DW-3	4/19/2005	350	360	64	220	5	230	0.06	5	17	25	100	850	75	95	5
	4/19/2005	350	360	64	220	5	230	0.06	5	17	25	100	850	75	95	5
	08/21/2007	8170	31000	1900	11200	62	895	1.00	5	5	5	5	6100	5	5	380
	03/06/2008	5	23	5	28	5	5	5.00	5	5	5	5	5	5	5	5
DW-4	4/19/2005	74	380	102	524	48	12	1.46	5	5	50	500	150	50	50	25
	6/29/2006	1	1	1	2	110	6	0.30	10	1	10	20	520	20	10	57
	6/29/2006	5	5	5	2	110	6	0.30	10	5	10	20	520	20	10	57
	6/29/2006	5	5	5	2	110	6	0.30	10	5	10	20	520	20	10	57
DW-5	4/19/2005	99	240	160	600	89	1	6.10	5	5	25	100	220	25	25	5
	6/29/2006	8	97	28	149	1	77	0.02	10	1	10	20	32	20	10	1
	08/21/2007	5	6	5	170	5	5	1.00	5	5	5	5	5	5	5	5
	03/06/2008	35	184	58	514	6	113	5.00	5	5	5	5	5	5	5	5
DW-6	4/19/2005	1	1	1	1	5	1	0.02	5	5	25	100	25	25	25	5
	7/11/2006	2	9	3	17	1	10	0.02	10	1	10	20	10	20	10	1
	08/13/2007	5	5	5	5	5	5	1.00	5	5	5	5	5	5	5	5
	03/06/2008	5	6	5	17	5	11	5.00	5	5	5	203	5	5	5	5
DW-7	4/19/2005	40	2	2	2	10	20	0.14	10	10	50	200	300	50	50	16
	7/13/2006	4	9	3	13	2	6	0.02	10	1	10	20	20	20	10	2
	08/14/2007	5	5	5	5	5	5	1.00	5	5	5	5	5	5	5	5
	03/11/2008	5	5	5	5	5	5	5.00	5	5	5	5	5	5	5	5
DW-8	4/19/2005	1	1	1	1	5	1	0.02	5	5	25	100	25	25	25	5
	7/13/2006	1	5	1	6	1	2	0.02	10	1	10	20	10	20	10	1
	08/14/2007	6	9	5	5	5	5	1.00	5	5	5	5	5	5	5	5
	03/11/2008	5	5	5	5	5	5	5.00	5	5	5	5	5	5	5	5
DW-9	4/19/2005	1	1	1	1	5	1	0.02	5	5	25	100	25	25	25	5
	7/13/2006	2	4	2	6	1	6	0.02	10	1	10	20	10	20	10	1
	7/13/2006	2	4	2	6	5	6	0.02	10	1	10	20	10	20	10	5
	03/11/2008	5	5	5	5	5	5	5.00	5	5	5	5	5	5	5	5
SW-1	4/19/2005	370	110	41	100	9	160	0.02	5	10	25	370	25	25	50	74
	7/13/2006	780	1000	190	710	470	52	0.02	5	31	25	2600	25	25	50	190
	08/15/2007	133	36.2	13.1	68.7	97.2	9.2	1.00	5	5	5	5	669	5	5	68.8
	03/11/2008	420	43.9	35.2	68.4	84.5	7.2	5.00	5	5	67.1	5	614	5	5	5

Cloud's Chevron/University Mart Groundwater Potentiometric Data						
Well	Date	TOC Elevation	TOC to GW	TOC to FP	FP Thickness	GW Elevation
MW-1	4/19/2005	93.89				
	6/29/2006	93.89	17.98			75.91
	08/14/2007	93.89	17.25	0.00		76.64
Dry Well	08/14/2007	93.89	0.00	0.00		93.89
MW-2	4/19/2005	94.70				93.89
	6/29/2006	94.70	22.91			71.79
	08/21/2007	94.70	19.80	0.00		74.90
Dry Well	08/21/2007	94.70	0.00	0.00		94.70
MW-3	4/19/2005	94.45				94.70
	6/29/2006	94.45	24.88	21.30	3.58	69.57
	8/21/2007	94.45	16.50	0.00		77.95
	03/03/2008	94.45	23.20	0.00		71.25
MW-4	4/19/2005	94.85				94.45
	6/29/2006	94.85	26.24			68.61
	8/14/2007	94.85	20.10	0.00		74.75
	03/03/2008	94.85	46.30	0.00		48.55
MW-5	4/19/2005	95.26				94.85
	6/29/2006	95.26	23.34			71.92
	8/14/2007	95.26	0.00	0.00		95.26
	03/03/2008	95.26	15.70	0.00		79.56
MW-6	4/19/2005	94.96				95.26
	6/29/2006	94.96	24.09			70.87
	8/21/2007	94.96	24.51	0.00		70.45
	03/03/2008	94.96	23.55	0.00		71.41
MW-7	4/19/2005	95.93				94.96
	6/29/2006	95.93	24.29			71.64
	8/14/2007	95.93	0.00	0.00		95.93
	03/03/2008	95.93	25.10	0.00		70.83
MW-8	4/19/2005	94.79				95.93
	6/29/2006	94.79	20.28			74.51
	8/21/2007	94.79	19.50	0.00		75.29
	03/03/2008	94.79	21.80	0.00		72.99
MW-9	4/19/2005	92.30				92.30
	7/11/2006	92.30	28.93	28.65	0.28	63.37
	7/11/2006	92.30	0.00	0.00		92.30
	7/11/2006	92.30	0.00	0.00		92.30
MW-10**	4/19/2005	85.98				85.98
	4/29/2006	85.98				85.98
	08/14/2007	85.98	12.91	0.00		73.07
	08/14/2007	85.98	21.00	19.40	0.60	64.98
MW-11	4/19/2005	88.46				85.98
	7/11/2006	88.46	20.49			67.97
	8/14/2007	88.46	23.30	0.00		65.16
	03/11/2008	88.46	21.50	0.00		66.96
MW-12	4/19/2005	72.80				88.46
	7/13/2006	72.80				72.80
	8/14/2007	72.80	5.23	0		67.57
	03/11/2008	72.80	6.60	0.00		66.20

		TOC elev.	TOC to GW	TOC to FP	FP thickness	GW Elev.
MW-13	4/19/2005	80.44				72.80
	7/11/2006	80.44	13.05			67.39
	8/14/2007	80.44	12.71	0		67.73
	03/11/2008	80.44	13.85	0.00		66.59
MW-15**	4/1/1905					
	6/29/2006	86.44				80.44
	8/14/2007	86.44				86.44
	03/11/2008	86.44	19.50	0.00		66.94
MW-16	4/19/2005	88.19				86.44
	7/11/2006	88.19	19.50	19.48	0.02	68.69
	8/14/2007	88.19	25.47	0		62.72
	03/06/2008	88.19	20.00	0.00		68.19
MW-17	4/19/2005	92.45				92.45
	7/11/2006	92.45	24.42	24.38	0.04	68.03
	08/14/2007	92.45	23.82	0		68.63
	08/14/2007	92.45	25.70	25.50	0.2	66.75
MW-18**	4/19/2005	94.81				94.81
	6/29/2006	94.81				94.81
	8/16/2007	94.81	25.84	0		68.97
	08/16/2007	94.81	24.90	24.80	0.1	69.91
MW-19	4/19/2005	93.96				93.96
	7/11/2006	93.96	25.89	25.7	0.19	68.07
	08/21/2007	93.96	25.43	0		68.53
	08/21/2007	93.96	26.62	26.28	0.34	67.34
MW-20	4/19/2005	94.12				93.96
	6/29/2006	94.12	22.76			71.36
	6/29/2006	94.12	0.00	0		94.12
	6/29/2006	94.12	0.00	0.00		94.12
MW-22	4/19/2005	94.25				94.12
	6/29/2006	94.25	21.54			72.71
	8/21/2007	94.25	21.20	0		73.05
	03/03/2008	94.25	22.65	0.00		71.60
MW-23	4/19/2005	94.43				94.25
	6/29/2006	94.43	21.79			72.64
	8/21/2007	94.43	26.40	0		68.03
	03/03/2008	94.43	27.70	0.00		66.73
MW-24**	4/19/2005	93.94				94.43
	4/19/2005	93.94				93.94
	8/21/2007	93.94	46.20	0		47.74
	03/03/2008	93.94	25.90	0.00		68.04
MW-25	4/19/2005	93.09				93.94
	6/29/2006	93.09	20.70			72.39
	8/21/2007	93.09	0.00	0		93.09
	03/03/2008	93.09	27.00	0.00		66.09
MW-26	4/19/2005	95.96				93.09
	6/29/2006	95.96	22.68			73.28
	8/21/2007	95.96	18.26	0		77.70
	03/03/2008	95.96	24.10	0.00		71.86
MW-27**`	4/19/2005	91.40				95.96
		91.40				91.40
	8/21/2007	91.40	16.20	0		75.20
	03/03/2008	91.40	16.30	0.00		75.10

		TOC elev.	TOC to GW	TOC to FP	FP Thick.	GW Elev.
MW-28	4/19/2005	91.46				91.40
	6/29/2006	91.46	18.42			73.04
	8/15/2007	91.46	18.53	0		72.93
	03/03/2008	91.46	19.30	0.00		72.16
MW-29	4/19/2005	91.09				91.46
	6/29/2006	91.09	19.57			71.52
	8/15/2007	91.09	29.33	0		61.76
	03/03/2008	91.09	20.09	0.00		71.00
MW-30	4/19/2005	92.77				91.09
	6/29/2006	92.77	23.34			69.43
	8/21/2007	92.77	22.90	0		69.87
	03/03/2008	92.77	24.20	0.00		68.57
MW-31	4/19/2005	95.20				92.77
	6/29/2006	95.20	27.14			68.06
		95.20	0.00	0		95.20
	03/11/2008	95.20	28.15	0.00		67.05
MW-32	4/19/2005	92.87				95.20
	6/29/2006	92.87	23.51			69.36
	8/21/2007	92.87	22.91	0		69.96
	08/21/2007	92.87	0.00	0.00		92.87
MW-33	4/19/2005	93.84				92.87
	6/29/2006	93.84	25.71			68.13
	8/21/2007	93.84	25.50	0		68.34
	03/03/2008	93.84	26.85	0.00		66.99
MW-34	4/19/2005	94.77				93.84
	6/29/2006	94.77	26.55			68.22
	8/21/2007	94.77	26.27	0		68.50
	03/06/2008	94.77	27.65	0.00		67.12
MW-35	4/19/2005	93.71				94.77
	7/11/2006	93.71	25.60	25.03	0.57	68.11
	8/21/2007	93.71	25.53	0		68.18
	03/06/2008	93.71	26.10	0.00		67.61
MW-36	4/19/2005	93.89				93.71
	6/29/2006	93.89	25.28			68.61
	8/21/2007	93.89	24.85	0		69.04
	03/03/2008	93.89	24.90	0.00		68.99
MW-37	4/19/2005	93.78				93.89
	6/29/2006	93.78	25.78			68.00
	08/21/2007	93.78	24.90	0.00		68.88
	03/06/2008	93.78	26.90	0.00		66.88
MW-38	4/19/2005	95.53				93.78
	7/11/2006	95.53	27.20			68.33
	8/13/2007	95.53	0.00	0		95.53
	03/06/2008	95.53	28.30	0.00		67.23
MW-39	4/19/2005	96.19				95.53
	7/11/2006	96.19	27.92			68.27
	8/13/2007	96.19	0.00	0		96.19
	03/06/2008	96.19	29.45	0.00		66.74
MW-40	4/19/2005	95.69				96.19
	7/11/2006	95.69	27.88			67.81
	8/13/2007	95.69	0.00	0		95.69
	08/13/2007	95.69	0.00	0.00		95.69

		TOC elev.	TOC to GW	TOC to FP	FP Thick.	GW Elev.
MW-41	4/19/2005	94.85				95.69
	7/11/2006	94.85	27.31			67.54
	8/15/2007	94.85	25.70	0		69.15
	03/06/2008	94.85	28.60	0.00		66.25
MW-42	4/19/2005	95.81				94.85
	7/11/2006	95.81	29.98			65.83
	8/13/2007	95.81	0.00	0		95.81
	03/06/2008	95.81	29.30	0.00		66.51
MW-43	4/19/2005	95.15				95.81
	7/11/2006	95.15	26.61			68.54
	8/21/2007	95.15	26.45	0		68.70
	03/06/2008	95.15	27.80	0.00		67.35
MW-44	4/19/2005	94.57				95.15
	7/11/2006	94.57	25.29			69.28
	8/14/2007	94.57	24.88	0		69.69
	03/06/2008	94.57	26.50	0.00		68.07
MW-45	4/19/2005	92.51				94.57
	7/11/2006	92.51	24.72			67.79
	8/14/2007	92.51	23.41	0		69.10
	03/06/2008	92.51	25.10	0.00		67.41
MW-46	4/19/2005	94.50				92.51
	7/11/2006	94.50	25.96			68.54
	8/14/2007	94.50	25.48	0		69.02
	03/06/2008	94.50	25.00	0.00		69.50
MW-47	4/19/2005	92.44				94.50
	7/11/2006	92.44	23.91			68.53
	8/14/2007	92.44	23.40	0		69.04
	03/06/2008	92.44	25.00	0.00		67.44
MW-48	4/19/2005	89.95				92.44
	7/11/2006	89.95	20.90			69.05
	8/14/2007	89.95	20.40	0		69.55
	03/06/2008	89.95	21.50	0.00		68.45
MW-49	4/19/2005	88.18				89.95
	7/11/2006	88.18	18.56			69.62
	8/14/2007	88.18	18.40	0		69.78
	03/06/2008	88.18	19.80	0.00		68.38
MW-50	4/19/2005	84.09				88.18
	7/11/2006	84.09	14.72			69.37
	8/14/2007	84.09	15.43	0		68.66
	03/06/2008	84.09	16.70	0.00		67.39
MW-51	4/19/2005	93.91				84.09
	7/11/2006	93.91	24.81			69.10
	8/14/2007	93.91	24.22	0		69.69
	03/11/2008	93.91	25.50	0.00		68.41
MW-52	4/19/2005	90.21				90.21
	7/11/2006	90.21	22.22			67.99
	08/14/2007	90.21	21.89	0		68.32
	08/14/2007	90.21	0.00	0.00		90.21
MW-53	4/19/2005	79.60				90.21
	7/11/2006	79.60	11.92			67.68
	8/14/2007	79.60	11.45	0		68.15
	03/11/2008	79.60	12.40	0.00		67.20

		TOC elev.	TOC to GW	TOC to FP	FP Thick.	GW Elev.
MW-54	4/19/2005	77.58				79.60
	7/11/2006	77.58				77.58
	8/14/2007	77.58	12.14	0		65.44
	03/11/2008	77.58	12.30	0.00		65.28
MW-55	4/19/2005	71.22				77.58
	7/11/2006	71.22				71.22
	8/14/2007	71.22	3.93	0		67.29
	03/11/2008	71.22	4.43	0.00		66.79
MW-56	4/19/2005	76.39				71.22
	7/13/2006	76.39				76.39
	8/14/2007	76.39	9.13	0		67.26
	03/11/2008	76.39	9.55	0.00		66.84
MW-57	4/19/2005	67.20				76.39
	7/13/2006	67.20				67.20
	08/14/2007	67.20	15.60	0		51.60
	08/14/2007	67.20	0.00	0.00		67.20
MW-58	4/19/2005	76.37				67.20
	7/13/2006	76.37				76.37
		76.37	0.00	0		76.37
	03/11/2008	76.37	7.10	0.00		69.27
MW-59	4/19/2005	68.02				76.37
	7/13/2006	68.02				68.02
	8/14/2007	68.02	5.29	0		62.73
	03/11/2008	68.02	4.80	0.00		63.22
MW-60**	4/19/2005	67.94				68.02
		67.94				67.94
		67.94	0.00	0		67.94
	03/11/2008	67.94	5.80	0.00		62.14
MW-61	4/19/2005	91.00				67.94
	7/11/2006	91.00	20.89			70.11
	8/15/2007	91.00	0.00	0		91.00
	03/06/2008	91.00	23.05	0.00		67.95
MW-62	4/19/2005	94.05				91.00
	7/17/2006	94.05	24.49			69.56
	8/15/2007	94.05	25.40	0		68.65
	03/06/2008	94.05	26.20	0.00		67.85
MW-63	4/19/2005	94.65				94.05
	7/11/2006	94.65	25.78			68.87
	8/15/2007	94.65	26.00	0		68.65
	03/06/2008	94.65	27.05	0.00		67.60
MW-64	4/19/2005	94.36				94.65
	7/11/2006	94.36	27.08			67.28
	8/15/2007	94.36	27.90	0		66.46
	03/06/2008	94.36	28.50	0.00		65.86
MW-65**	4/19/2005	94.04				94.36
		94.04				94.04
	8/14/2007	94.04	26.94	0		67.10
	03/06/2008	94.04	28.10	0.00		65.94
MW-66		95.25				94.04
	7/11/2006	95.25	28.09			67.16
	8/15/2007	95.25	0.00	0		95.25
	03/03/2008	95.25	29.35	0.00		65.90

		TOC elev.	TOC to GW	TOC to FP	FP Thick.	GW Elev.
MW-67	4/19/2005	96.10				95.25
	7/11/2006	96.10	28.21			67.89
	8/13/2007	96.10	0.00	0		96.10
	03/03/2008	96.10	29.40	0.00		66.70
MW-68	4/19/2005	94.02				96.10
	7/11/2006	94.02	26.81			67.21
	8/15/2007	94.02	27.00	0		67.02
	03/03/2008	94.02	28.10	0.00		65.92
MW-69	4/19/2005	94.36				94.02
	7/11/2006	94.36	27.18			67.18
	8/15/2007	94.36	27.40	0		66.96
	03/03/2008	94.36	28.75	0.00		65.61
MW-70	4/19/2005	95.49				94.36
	7/11/2006	95.49	25.88			69.61
	8/15/2007	95.49	27.40	0		68.09
	03/06/2008	95.49	29.20	0.00		66.29
MW-5aR	4/19/2005	94.18				95.49
	6/29/2006	94.18	21.51			72.67
	8/21/2007	94.18	22.35	0		71.83
	03/03/2008	94.18	22.65	0.00		71.53
PW-1R	4/19/2005	93.75				94.18
	6/29/2006	93.75	24.61			69.14
		93.75	0.00	0		93.75
	03/06/2008	93.75	25.50	0.00		68.25
RW-1R	4/19/2005	93.66				93.75
	6/29/2006	93.66	25.67			67.99
	8/21/2007	93.66	22.45	0		71.21
	03/06/2008	93.66	26.60	0.00		67.06
DW-1	4/19/2005	94.66				93.66
	6/29/2006	94.66	49.50			45.16
	8/21/2007	94.66	26.00	0		68.66
	03/03/2008	94.66	47.25	0.00		47.41
DW-2	4/19/2005	94.02				94.66
	6/29/2006	94.02	45.23			48.79
	8/21/2007	94.02	22.60	0		71.42
	03/06/2008	94.02	47.20	0.00		46.82
DW-3**	4/9/2005	93.75				94.02
		93.75				93.75
	8/21/2007	93.75	21.60	0		72.15
	03/06/2008	93.75	46.70	0		47.05
DW-4	4/19/2005	93.79				93.75
	6/29/2006	93.79	45.69			48.10
		93.79	0.00	0		93.79
	6/29/2006	93.79	0.00	0		93.79
DW-5	4/19/2005	93.74				93.79
	6/29/2006	93.74	12.43			81.31
	8/21/2007	93.74	45.80	0		47.94
	03/06/2008	93.74	45.70	0		48.04
DW-6	4/19/2005	95.90				93.74
	7/11/2006	95.90	46.81			49.09
	8/13/2007	95.90	0.00	0		95.90
	03/06/2008	95.90	47.75	0		48.15

		TOC elev.	TOC to GW	TOC to FP	FP Thick.	GW Elev.
DW-7	4/19/2005	72.79				95.90
	7/13/2006	72.79				72.79
	8/14/2007	72.79	23.30	0		49.49
	03/11/2008	72.79	26.35	0		46.44
DW-8	4/19/2005	68.63				72.79
	7/13/2006	68.63				68.63
	8/14/2007	68.63	22.30	0		46.33
	03/11/2008	68.63	22.90	0		45.73
DW-9	4/19/2005	76.47				68.63
	7/13/2006	76.47				76.47
		76.47	0.00	0		76.47
	03/11/2008	76.47	27.00	0		49.47
SW-1						
						76.47
						0.00
						0.00

Clouds Chevron Gas Station Well Sampling Data					
Well	Date/Time	TOC to Water	TOC to LPH	pH1	T1
MW-1**					
MW-2**					
MW-3	03/03/2008 12:00	23.2			
MW-4	03/03/2008 10:08	46.30			
MW-5	03/03/2008 11:52	15.70			
MW-6	03/03/2008 11:36	23.55			
MW-7	03/03/2008 11:22	25.10			
MW-8	03/03/2008 10:53	21.80			
MW-9*					
MW-10****	3/3/2008	21.00	19.40		
MW-11	03/11/2008 00:00	21.50			
MW-12	03/11/2008 00:00	6.60			
MW-13	03/11/2008 00:00	13.85			
MW-14	03/11/2008 00:00				
MW-15	03/06/2008 15:44	19.50			
MW-16		20.00			
MW-17****	3/3/2008	25.70	25.50		
MW-18****	3/3/2008	24.90	24.80		
MW-19****	3/3/2008	26.62	26.28		
MW-20	6/29/2006				
MW-22	03/03/2008 13:49	22.65			
MW-23	03/03/2008 15:08	27.70			
MW-24	03/03/2008 14:55	25.90			
MW-25	03/03/2008 13:03	27.00			
MW-26	03/03/2008 11:29	24.10			
MW-27	03/03/2008 13:32	16.30			
MW-28	03/03/2008 13:28	19.30			
MW-29	03/03/2008 13:14	20.09			
MW-30	03/03/2008 16:27	24.20			
MW-31	03/11/2008 00:00	28.15			
MW-32**					
MW-33	03/03/2008 16:00	26.85			
MW-34	03/06/2008 08:45	27.65			
MW-35	03/06/2008 08:25	26.10			
MW-36	03/03/2008 16:18	24.90			
MW-37	03/06/2008 08:30	26.90			
MW-38	03/06/2008 09:21	28.30			
MW-39	03/06/2008 10:25	29.45			
MW-40					
MW-41	03/06/2008 10:51	28.60			
MW-42	03/06/2008 10:03	29.30			
MW-43	03/06/2008 13:56	27.80			
MW-44	03/06/2008 14:06	26.50			
MW-45	03/06/2008 14:20	25.10			
MW-46	03/06/2008 14:33	25.00			
MW-47	03/06/2008 14:44	25.00			
MW-48	03/06/2008 14:55	21.50			
MW-49	03/06/2008 15:05	19.80			
MW-50	03/06/2008 15:17	16.70			
MW-51	03/11/2008 00:00	25.50			
MW-52**					
MW-53	03/11/2008 00:00	12.40			
MW-54	03/11/2008 00:00	12.30			
MW-55	03/11/2008 00:00	4.43			
MW-56	03/11/2008 00:00	9.55			

MW-57	08/14/2007 00:00				
MW-58	03/11/2008 00:00	7.10			
MW-59	03/11/2008 00:00	4.80			
MW-60	03/11/2008 00:00	5.80			
MW-61	03/06/2008 13:36	23.05			
MW-62	03/06/2008 13:25	26.20			
MW-63	03/06/2008 12:08	27.05			
MW-64	03/06/2008 11:57	28.50			
MW-65	03/06/2008 11:45	28.10			
MW-66	03/03/2008 10:14	29.35			
MW-67	03/03/2008 09:34	29.40			
MW-68	03/03/2008 11:35	28.10			
MW-69	03/03/2008 11:28	28.75			
MW-70	03/06/2008 11:06	29.20			
MW-5aR	03/06/2008 14:22	22.65			
PW-1R	03/03/2008 08:00	25.50			
RW-1R	03/06/2008 14:22	26.60			
DW-1	03/03/2008 09:50	47.25			
DW-2	03/06/2008 10:32	47.20			
DW-3	03/06/2008 14:48	46.7			
DW-4*	03/06/2008 08:28				
DW-5	03/06/2008 08:28	45.7			
DW-6	03/06/2008 09:52	47.75			
DW-7	03/11/2008 00:00	26.35			
DW-8	03/11/2008 00:00	22.9			
DW-9	03/11/2008 00:00	27			
SW-1	03/11/2008 00:00				

*Not Found
**Dry Well
***Not Sampled

Pace Analytical®
www.pacelabs.com

Pace Analytical Services, Inc.
2225 Riverside Dr.
Asheville, NC 28804
(828)254-7176

Pace Analytical Services, Inc.
9800 Kincey Ave. Suite 100
Huntersville, NC 28078
(704)875-9092

March 26, 2008

Mr. Jimmy Cooper
Palmetto Environmental Group
P.O. Box 427
2193 Hwy 1
Elgin, SC 29045

RE: Project: CLOUD'S CHEVRON 1777
Pace Project No.: 9215089

Dear Mr. Cooper:
Enclosed are the analytical results for sample(s) received by the laboratory on March 10, 2008. The results relate only to the samples included in this report. Results reported herein conform to the most current NELAC standards, where applicable, unless otherwise narrated in the body of the report.

Inorganic Wet Chemistry and Metals analyses were performed at our Pace Asheville laboratory and Organic testing was performed at our Pace Huntersville laboratory unless otherwise footnoted. All Microbiological analyses were performed at the laboratory where the samples were received.

If you have any questions concerning this report, please feel free to contact me.

Sincerely,

Kevin Godwin

kevin.godwin@pacelabs.com
Project Manager

Enclosures

This report shall not be reproduced, except in full,
without the written consent of Pace Analytical Services, Inc..

ACCREDITED IN ACCORDANCE WITH nelac

Pace Analytical
www.pacelabs.com

Pace Analytical Services, Inc.
2225 Riverside Dr.
Asheville, NC 28804
(828)254-7176

Pace Analytical Services, Inc.
9800 Kincey Ave. Suite 100
Huntersville, NC 28078
(704)875-9092

CERTIFICATIONS

Project: CLOUD'S CHEVRON 1777
Pace Project No.: 9215089

Charlotte Certification IDs
Florida/NELAP Certification Number: E87627
Kansas Certification Number: E-10364
Louisiana/LELAP Certification Number: 04034
North Carolina Drinking Water Certification Number: 37706
North Carolina Wastewater Certification Number: 12
North Carolina Field Services Certification Number: 5342
South Carolina Certification Number: 990060001
South Carolina Bioassay Certification Number: 990060003
Tennessee Certification Number: 04010
Virginia Certification Number: 00213

Asheville Certification IDs
Florida/NELAP Certification Number: E87648
Louisiana/LELAP Certification Number: 03095
New Jersey Certification Number: NC011
North Carolina Drinking Water Certification Number: 37712
North Carolina Wastewater Certification Number: 40
North Carolina Bioassay Certification Number: 9
Pennsylvania Certification Number: 68-03578
South Carolina Certification Number: 99030001
South Carolina Bioassay Certification Number: 99030002
Tennessee Certification Number: 2980
Virginia Certification Number: 00072

Eden Certification IDs
North Carolina Drinking Water Certification Number: 37738
Virginia Drinking Water Certification Number: 00424
North Carolina Wastewater Certification Number: 633

This report shall not be reproduced, except in full,
without the written consent of Pace Analytical Services, Inc..

ACCREDITED IN ACCORDANCE WITH nelac

Pace Analytical
www.pacelabs.com

Pace Analytical Services, Inc.
2225 Riverside Dr.
Asheville, NC 28804
(828)254-7176

Pace Analytical Services, Inc.
9800 Kincey Ave. Suite 100
Huntersville, NC 28078
(704)875-9092

SAMPLE SUMMARY

Project: CLOUD'S CHEVRON 1777
Pace Project No.: 9215089

Lab ID	Sample ID	Matrix	Date Collected	Date Received
9215089001	MW-4	Water	03/03/08 10:08	03/10/08 20:30
9215089002	MW-5	Water	03/03/08 11:52	03/10/08 20:30
9215089003	MW-6	Water	03/03/08 11:36	03/10/08 20:30
9215089004	MW-7	Water	03/03/08 11:22	03/10/08 20:30
9215089005	MW-8	Water	03/03/08 10:53	03/10/08 20:30
9215089006	MW-16	Water	03/06/08 15:44	03/10/08 20:30
9215089007	MW-22	Water	03/03/08 13:49	03/10/08 20:30
9215089008	MW-23	Water	03/03/08 15:08	03/10/08 20:30
9215089009	MW-24	Water	03/03/08 14:55	03/10/08 20:30
9215089010	MW-25	Water	03/03/08 13:03	03/10/08 20:30
9215089011	MW-26	Water	03/03/08 11:29	03/10/08 20:30
9215089012	MW-27	Water	03/03/08 13:32	03/10/08 20:30
9215089013	MW-28	Water	03/03/08 13:28	03/10/08 20:30
9215089014	MW-29	Water	03/03/08 13:14	03/10/08 20:30
9215089015	MW-30	Water	03/03/08 16:27	03/10/08 20:30
9215089016	MW-33	Water	03/03/08 16:00	03/10/08 20:30
9215089017	MW-34	Water	03/06/08 08:45	03/10/08 20:30
9215089018	MW-35	Water	03/06/08 08:25	03/10/08 20:30
9215089019	MW-36	Water	03/03/08 16:18	03/10/08 20:30
9215089020	MW-37	Water	03/06/08 08:30	03/10/08 20:30
9215089021	MW-38	Water	03/06/08 09:21	03/10/08 20:30
9215089022	MW-39	Water	03/06/08 10:25	03/10/08 20:30
9215089023	MW-41	Water	03/06/08 10:51	03/10/08 20:30
9215089024	MW-42	Water	03/06/08 10:03	03/10/08 20:30
9215089025	MW-43	Water	03/06/08 13:56	03/10/08 20:30
9215089026	MW-44	Water	03/06/08 14:06	03/10/08 20:30
9215089027	MW-45	Water	03/06/08 14:20	03/10/08 20:30
9215089028	MW-46	Water	03/06/08 14:33	03/10/08 20:30
9215089029	MW-47	Water	03/06/08 14:44	03/10/08 20:30
9215089030	MW-48	Water	03/06/08 14:55	03/10/08 20:30
9215089031	MW-49	Water	03/06/08 15:05	03/10/08 20:30
9215089032	MW-50	Water	03/06/08 15:17	03/10/08 20:30
9215089033	MW-62	Water	03/06/08 13:25	03/10/08 20:30
9215089034	MW-63	Water	03/06/08 12:08	03/10/08 20:30
9215089035	MW-64	Water	03/06/08 11:57	03/10/08 20:30
9215089036	MW-65	Water	03/06/08 11:45	03/10/08 20:30
9215089037	MW-66	Water	03/03/08 10:14	03/10/08 20:30

This report shall not be reproduced, except in full,
without the written consent of Pace Analytical Services, Inc..

ACCREDITED IN ACCORDANCE WITH nelac

Pace Analytical
www.pacelabs.com

Pace Analytical Services, Inc.
2225 Riverside Dr.
Asheville, NC 28804
(828)254-7176

Pace Analytical Services, Inc.
9800 Kincey Ave. Suite 100
Huntersville, NC 28078
(704)875-9092

SAMPLE SUMMARY

Project: CLOUD'S CHEVRON 1777
Pace Project No.: 9215089

Lab ID	Sample ID	Matrix	Date Collected	Date Received
9215089038	**MW-67**	Water	03/03/08 09:34	03/10/08 20:30
9215089039	**MW-68**	Water	03/03/08 11:35	03/10/08 20:30
9215089040	**MW-69**	Water	03/03/08 11:28	03/10/08 20:30
9215089041	**PW-1R**	Water	03/06/08 14:22	03/10/08 20:30
9215089042	**RW-1R**	Water	03/06/08 14:32	03/10/08 20:30
9215089043	**DW-1**	Water	03/03/08 09:50	03/10/08 20:30
9215089044	**DW-2**	Water	03/06/08 10:32	03/10/08 20:30
9215089045	**DW-3**	Water	03/06/08 14:48	03/10/08 20:30
9215089046	**DW-5**	Water	03/06/08 08:28	03/10/08 20:30
9215089047	**DW-6**	Water	03/06/08 09:52	03/10/08 20:30
9215089053	**MW61**	Water	03/06/08 13:36	03/10/08 20:30
9215089054	**MW-70**	Water	03/06/08 11:06	03/10/08 20:30
9215089055	**MW5AR**	Water	03/03/08 08:00	03/10/08 20:30
9215089056	**MW-3**	Water	03/03/08 12:00	03/10/08 20:30

This report shall not be reproduced, except in full,
without the written consent of Pace Analytical Services, Inc..

ACCREDITED IN ACCORDANCE WITH nelac

Pace Analytical®
www.pacelabs.com

Pace Analytical Services, Inc.
2225 Riverside Dr.
Asheville, NC 28804
(828)254-7176

Pace Analytical Services, Inc.
9800 Kincey Ave. Suite 100
Huntersville, NC 28078
(704)875-9092

SAMPLE ANALYTE COUNT

Project: CLOUD'S CHEVRON 1777
Pace Project No.: 9215089

Lab ID	Sample ID	Method	Analysts	Analytes Reported
9215089001	MW-4	EPA 8011	JEM	2
		EPA 8260	MCK	20
9215089002	MW-5	EPA 8011	JEM	2
		EPA 8260	MCK	20
9215089003	MW-6	EPA 8011	JEM	2
		EPA 8260	MCK	20
9215089004	MW-7	EPA 8011	JEM	2
		EPA 8260	MCK	20
9215089005	MW-8	EPA 8011	JEM	2
		EPA 8260	MCK	20
9215089006	MW-16	EPA 8011	JEM	2
		EPA 8260	MCK	20
9215089007	MW-22	EPA 8011	JEM	2
		EPA 8260	MCK	20
9215089008	MW-23	EPA 8011	JEM	2
		EPA 8260	MCK	20
9215089009	MW-24	EPA 8011	JEM	2
		EPA 8260	MCK	20
9215089010	MW-25	EPA 8011	JEM	2
		EPA 8260	MCK	20
9215089011	MW-26	EPA 8011	JEM	2
		EPA 8260	MCK	20
9215089012	MW-27	EPA 8011	CAH	2
		EPA 8260	MCK	20
9215089013	MW-28	EPA 8011	CAH	2
		EPA 8260	MCK	20
9215089014	MW-29	EPA 8011	CAH	2
		EPA 8260	MCK	20
9215089015	MW-30	EPA 8011	CAH	2
		EPA 8260	MCK	20
9215089016	MW-33	EPA 8011	CAH	2
		EPA 8260	MCK	20
9215089017	MW-34	EPA 8011	CAH	2
		EPA 8260	MCK	20
9215089018	MW-35	EPA 8011	JEM	2
		EPA 8260	MCK	20
9215089019	MW-36	EPA 8011	CAH	2

This report shall not be reproduced, except in full,
without the written consent of Pace Analytical Services, Inc..

ACCREDITED IN ACCORDANCE WITH nelac

Pace Analytical
www.pacelabs.com

Pace Analytical Services, Inc.
2225 Riverside Dr.
Asheville, NC 28804
(828)254-7176

Pace Analytical Services, Inc.
9800 Kincey Ave. Suite 100
Huntersville, NC 28078
(704)875-9092

SAMPLE ANALYTE COUNT

Project: CLOUD'S CHEVRON 1777
Pace Project No.: 9215089

Lab ID	Sample ID	Method	Analysts	Analytes Reported
		EPA 8260	DJM	20
9215089020	MW-37	EPA 8011	CAH	2
		EPA 8260	DJM	20
9215089021	MW-38	EPA 8011	CAH	2
		EPA 8260	MCK	20
9215089022	MW-39	EPA 8011	CAH	2
		EPA 8260	MCK	20
9215089023	MW-41	EPA 8011	CAH	2
		EPA 8260	MCK	20
9215089024	MW-42	EPA 8011	CAH	2
		EPA 8260	MCK	20
9215089025	MW-43	EPA 8011	CAH	2
		EPA 8260	MCK	20
9215089026	MW-44	EPA 8011	CAH	2
		EPA 8260	MCK	20
9215089027	MW-45	EPA 8011	CAH	2
		EPA 8260	MCK	20
9215089028	MW-46	EPA 8011	CAH	2
		EPA 8260	MCK	20
9215089029	MW-47	EPA 8011	CAH	2
		EPA 8260	MCK	20
9215089030	MW-48	EPA 8011	CAH	2
		EPA 8260	DJM	20
9215089031	MW-49	EPA 8011	CAH	2
		EPA 8260	MCK	20
9215089032	MW-50	EPA 8011	CAH	2
		EPA 8260	MCK	20
9215089033	MW-62	EPA 8011	CAH	2
		EPA 8260	MCK	20
9215089034	MW-63	EPA 8011	CAH	2
		EPA 8260	MCK	20
9215089035	MW-64	EPA 8011	CAH	2
		EPA 8260	MCK	20
9215089036	MW-65	EPA 8011	CAH	2
		EPA 8260	MCK	20
9215089037	MW-66	EPA 8011	CAH	2
		EPA 8260	MCK	20

This report shall not be reproduced, except in full,
without the written consent of Pace Analytical Services, Inc..

ACCREDITED IN ACCORDANCE WITH nelac

Pace Analytical®
www.pacelabs.com

Pace Analytical Services, Inc.
2225 Riverside Dr.
Asheville, NC 28804
(828)254-7176

Pace Analytical Services, Inc.
9800 Kincey Ave. Suite 100
Huntersville, NC 28078
(704)875-9092

SAMPLE ANALYTE COUNT

Project: CLOUD'S CHEVRON 1777
Pace Project No.: 9215089

Lab ID	Sample ID	Method	Analysts	Analytes Reported
9215089038	MW-67	EPA 8011	CAH	2
		EPA 8260	MCK	20
9215089039	MW-68	EPA 8011	CAH	2
		EPA 8260	MCK	20
9215089040	MW-69	EPA 8011	CAH	2
		EPA 8260	MCK	20
9215089041	PW-1R	EPA 8011	CAH	2
		EPA 8260	DJM, MCK	20
9215089042	RW-1R	EPA 8011	CAH	2
		EPA 8260	MCK	20
9215089043	DW-1	EPA 8011	CAH	2
		EPA 8260	MCK	20
9215089044	DW-2	EPA 8011	CAH	2
		EPA 8260	MCK	20
9215089045	DW-3	EPA 8011	CAH	2
		EPA 8260	MCK	20
9215089046	DW-5	EPA 8011	CAH	2
		EPA 8260	MCK	20
9215089047	DW-6	EPA 8011	CAH	2
		EPA 8260	MCK	20
9215089053	MW61	EPA 8011	CAH	2
		EPA 8260	MCK	20
9215089054	MW-70	EPA 8011	CAH	2
		EPA 8260	MCK	20
9215089055	MW5AR	EPA 8011	CAH	2
		EPA 8260	DJM	20
9215089056	MW-3	EPA 8011	CAH	2
		EPA 8260	DJM	20

This report shall not be reproduced, except in full,
without the written consent of Pace Analytical Services, Inc..

ACCREDITED IN ACCORDANCE WITH nelac

Pace Analytical®
www.pacelabs.com

Pace Analytical Services, Inc.
2225 Riverside Dr.
Asheville, NC 28804
(828)254-7176

Pace Analytical Services, Inc.
9800 Kincey Ave. Suite 100
Huntersville, NC 28078
(704)875-9092

ANALYTICAL RESULTS

Project: CLOUD'S CHEVRON 1777
Pace Project No.: 9215089

Sample: MW-4 **Lab ID: 9215089001** Collected: 03/03/08 10:08 Received: 03/10/08 20:30 Matrix: Water

Parameters	Results	Units	Report Limit	DF	Prepared	Analyzed	CAS No.	Qual
8011 GCS EDB and DBCP	Analytical Method: EPA 8011 Preparation Method: EPA 8011							
1,2-Dibromoethane (EDB)	ND	ug/L	0.020	1	03/16/08 00:00	03/18/08 04:09	106-93-4	
1-Chloro-2-bromopropane (S)	122	%	60-140	1	03/16/08 00:00	03/18/08 04:09	301-79-56	
8260 MSV Oxygenates	Analytical Method: EPA 8260							
tert-Amyl Alcohol	ND	ug/L	100	1		03/12/08 22:02	75-85-4	
tert-Amylmethyl ether	ND	ug/L	10.0	1		03/12/08 22:02	994-05-8	
Benzene	ND	ug/L	5.0	1		03/12/08 22:02	71-43-2	
3,3-Dimethyl-1-Butanol	ND	ug/L	100	1		03/12/08 22:02	624-95-3	
tert-Butyl Alcohol	ND	ug/L	100	1		03/12/08 22:02	75-65-0	
tert-Butyl Formate	ND	ug/L	50.0	1		03/12/08 22:02	762-75-4	
Diisopropyl ether	ND	ug/L	5.0	1		03/12/08 22:02	108-20-3	
Ethanol	ND	ug/L	200	1		03/12/08 22:02	64-17-5	
Ethylbenzene	ND	ug/L	5.0	1		03/12/08 22:02	100-41-4	
Ethyl-tert-butyl ether	ND	ug/L	10.0	1		03/12/08 22:02	637-92-3	
Methyl-tert-butyl ether	**36.4**	ug/L	5.0	1		03/12/08 22:02	1634-04-4	
Naphthalene	ND	ug/L	5.0	1		03/12/08 22:02	91-20-3	
Toluene	ND	ug/L	5.0	1		03/12/08 22:02	108-88-3	
Xylene (Total)	ND	ug/L	10.0	1		03/12/08 22:02	1330-20-7	
m&p-Xylene	ND	ug/L	10.0	1		03/12/08 22:02	1330-20-7	
o-Xylene	ND	ug/L	5.0	1		03/12/08 22:02	95-47-6	
Dibromofluoromethane (S)	99	%	85-115	1		03/12/08 22:02	1868-53-7	
Toluene-d8 (S)	99	%	70-120	1		03/12/08 22:02	2037-26-5	
4-Bromofluorobenzene (S)	100	%	87-109	1		03/12/08 22:02	460-00-4	
1,2-Dichloroethane-d4 (S)	98	%	79-120	1		03/12/08 22:02	17060-07-0	

This report shall not be reproduced, except in full,
without the written consent of Pace Analytical Services, Inc..

ACCREDITED IN ACCORDANCE WITH nelac

Pace Analytical®
www.pacelabs.com

Pace Analytical Services, Inc.
2225 Riverside Dr.
Asheville, NC 28804
(828)254-7176

Pace Analytical Services, Inc.
9800 Kincey Ave. Suite 100
Huntersville, NC 28078
(704)875-9092

ANALYTICAL RESULTS

Project: CLOUD'S CHEVRON 1777
Pace Project No.: 9215089

Sample: MW-5 **Lab ID: 9215089002** Collected: 03/03/08 11:52 Received: 03/10/08 20:30 Matrix: Water

Parameters	Results	Units	Report Limit	DF	Prepared	Analyzed	CAS No.	Qual
8011 GCS EDB and DBCP	Analytical Method: EPA 8011 Preparation Method: EPA 8011							
1,2-Dibromoethane (EDB)	ND	ug/L	0.020	1	03/16/08 00:00	03/18/08 04:41	106-93-4	
1-Chloro-2-bromopropane (S)	97	%	60-140	1	03/16/08 00:00	03/18/08 04:41	301-79-56	
8260 MSV Oxygenates	Analytical Method: EPA 8260							
tert-Amyl Alcohol	ND	ug/L	100	1		03/16/08 17:19	75-85-4	
tert-Amylmethyl ether	ND	ug/L	10.0	1		03/16/08 17:19	994-05-8	
Benzene	ND	ug/L	5.0	1		03/16/08 17:19	71-43-2	
3,3-Dimethyl-1-Butanol	ND	ug/L	100	1		03/16/08 17:19	624-95-3	
tert-Butyl Alcohol	ND	ug/L	100	1		03/16/08 17:19	75-65-0	
tert-Butyl Formate	ND	ug/L	50.0	1		03/16/08 17:19	762-75-4	
Diisopropyl ether	ND	ug/L	5.0	1		03/16/08 17:19	108-20-3	
Ethanol	**275**	ug/L	200	1		03/16/08 17:19	64-17-5	C8
Ethylbenzene	ND	ug/L	5.0	1		03/16/08 17:19	100-41-4	
Ethyl-tert-butyl ether	ND	ug/L	10.0	1		03/16/08 17:19	637-92-3	
Methyl-tert-butyl ether	**91.9**	ug/L	5.0	1		03/16/08 17:19	1634-04-4	
Naphthalene	**8.8**	ug/L	5.0	1		03/16/08 17:19	91-20-3	
Toluene	ND	ug/L	5.0	1		03/16/08 17:19	108-88-3	
Xylene (Total)	ND	ug/L	10.0	1		03/16/08 17:19	1330-20-7	
m&p-Xylene	ND	ug/L	10.0	1		03/16/08 17:19	1330-20-7	
o-Xylene	ND	ug/L	5.0	1		03/16/08 17:19	95-47-6	
Dibromofluoromethane (S)	103	%	85-115	1		03/16/08 17:19	1868-53-7	
Toluene-d8 (S)	98	%	70-120	1		03/16/08 17:19	2037-26-5	
4-Bromofluorobenzene (S)	97	%	87-109	1		03/16/08 17:19	460-00-4	
1,2-Dichloroethane-d4 (S)	102	%	79-120	1		03/16/08 17:19	17060-07-0	

This report shall not be reproduced, except in full,
without the written consent of Pace Analytical Services, Inc..

ACCREDITED IN ACCORDANCE WITH nelac

Pace Analytical®
www.pacelabs.com

Pace Analytical Services, Inc.
2225 Riverside Dr.
Asheville, NC 28804
(828)254-7176

Pace Analytical Services, Inc.
9800 Kincey Ave. Suite 100
Huntersville, NC 28078
(704)875-9092

ANALYTICAL RESULTS

Project: CLOUD'S CHEVRON 1777
Pace Project No.: 9215089

Sample: MW-6 **Lab ID: 9215089003** Collected: 03/03/08 11:36 Received: 03/10/08 20:30 Matrix: Water

Parameters	Results	Units	Report Limit	DF	Prepared	Analyzed	CAS No.	Qual
8011 GCS EDB and DBCP	Analytical Method: EPA 8011 Preparation Method: EPA 8011							
1,2-Dibromoethane (EDB)	**0.97**	ug/L	0.020	1	03/16/08 00:00	03/18/08 04:51	106-93-4	
1-Chloro-2-bromopropane (S)	136	%	60-140	1	03/16/08 00:00	03/18/08 04:51	301-79-56	
8260 MSV Oxygenates	Analytical Method: EPA 8260							
tert-Amyl Alcohol	ND	ug/L	2500	25		03/14/08 13:53	75-85-4	
tert-Amylmethyl ether	ND	ug/L	250	25		03/14/08 13:53	994-05-8	
Benzene	**137**	ug/L	125	25		03/14/08 13:53	71-43-2	
3,3-Dimethyl-1-Butanol	ND	ug/L	2500	25		03/14/08 13:53	624-95-3	
tert-Butyl Alcohol	ND	ug/L	2500	25		03/14/08 13:53	75-65-0	
tert-Butyl Formate	ND	ug/L	1250	25		03/14/08 13:53	762-75-4	
Diisopropyl ether	**126**	ug/L	125	25		03/14/08 13:53	108-20-3	
Ethanol	ND	ug/L	5000	25		03/14/08 13:53	64-17-5	
Ethylbenzene	ND	ug/L	125	25		03/14/08 13:53	100-41-4	
Ethyl-tert-butyl ether	ND	ug/L	250	25		03/14/08 13:53	637-92-3	
Methyl-tert-butyl ether	**4440**	ug/L	500	100		03/13/08 16:25	1634-04-4	
Naphthalene	ND	ug/L	125	25		03/14/08 13:53	91-20-3	
Toluene	ND	ug/L	125	25		03/14/08 13:53	108-88-3	
Xylene (Total)	ND	ug/L	250	25		03/14/08 13:53	1330-20-7	
m&p-Xylene	ND	ug/L	250	25		03/14/08 13:53	1330-20-7	
o-Xylene	ND	ug/L	125	25		03/14/08 13:53	95-47-6	
Dibromofluoromethane (S)	102	%	85-115	25		03/14/08 13:53	1868-53-7	
Toluene-d8 (S)	100	%	70-120	25		03/14/08 13:53	2037-26-5	
4-Bromofluorobenzene (S)	99	%	87-109	25		03/14/08 13:53	460-00-4	
1,2-Dichloroethane-d4 (S)	103	%	79-120	25		03/14/08 13:53	17060-07-0	

This report shall not be reproduced, except in full,
without the written consent of Pace Analytical Services, Inc..

ACCREDITED IN ACCORDANCE WITH nelac

Pace Analytical®
www.pacelabs.com

Pace Analytical Services, Inc.
2225 Riverside Dr.
Asheville, NC 28804
(828)254-7176

Pace Analytical Services, Inc.
9800 Kincey Ave. Suite 100
Huntersville, NC 28078
(704)875-9092

ANALYTICAL RESULTS

Project: CLOUD'S CHEVRON 1777
Pace Project No.: 9215089

Sample: MW-7 **Lab ID: 9215089004** Collected: 03/03/08 11:22 Received: 03/10/08 20:30 Matrix: Water

Parameters	Results	Units	Report Limit	DF	Prepared	Analyzed	CAS No.	Qual
8011 GCS EDB and DBCP	Analytical Method: EPA 8011 Preparation Method: EPA 8011							
1,2-Dibromoethane (EDB)	ND	ug/L	0.020	1	03/16/08 00:00	03/18/08 05:02	106-93-4	
1-Chloro-2-bromopropane (S)	92	%	60-140	1	03/16/08 00:00	03/18/08 05:02	301-79-56	
8260 MSV Oxygenates	Analytical Method: EPA 8260							
tert-Amyl Alcohol	ND	ug/L	100	1		03/12/08 22:19	75-85-4	
tert-Amylmethyl ether	ND	ug/L	10.0	1		03/12/08 22:19	994-05-8	
Benzene	ND	ug/L	5.0	1		03/12/08 22:19	71-43-2	
3,3-Dimethyl-1-Butanol	ND	ug/L	100	1		03/12/08 22:19	624-95-3	
tert-Butyl Alcohol	ND	ug/L	100	1		03/12/08 22:19	75-65-0	
tert-Butyl Formate	ND	ug/L	50.0	1		03/12/08 22:19	762-75-4	
Diisopropyl ether	ND	ug/L	5.0	1		03/12/08 22:19	108-20-3	
Ethanol	ND	ug/L	200	1		03/12/08 22:19	64-17-5	
Ethylbenzene	ND	ug/L	5.0	1		03/12/08 22:19	100-41-4	
Ethyl-tert-butyl ether	ND	ug/L	10.0	1		03/12/08 22:19	637-92-3	
Methyl-tert-butyl ether	ND	ug/L	5.0	1		03/12/08 22:19	1634-04-4	
Naphthalene	ND	ug/L	5.0	1		03/12/08 22:19	91-20-3	
Toluene	ND	ug/L	5.0	1		03/12/08 22:19	108-88-3	
Xylene (Total)	ND	ug/L	10.0	1		03/12/08 22:19	1330-20-7	
m&p-Xylene	ND	ug/L	10.0	1		03/12/08 22:19	1330-20-7	
o-Xylene	ND	ug/L	5.0	1		03/12/08 22:19	95-47-6	
Dibromofluoromethane (S)	101	%	85-115	1		03/12/08 22:19	1868-53-7	
Toluene-d8 (S)	98	%	70-120	1		03/12/08 22:19	2037-26-5	
4-Bromofluorobenzene (S)	99	%	87-109	1		03/12/08 22:19	460-00-4	
1,2-Dichloroethane-d4 (S)	96	%	79-120	1		03/12/08 22:19	17060-07-0	

This report shall not be reproduced, except in full,
without the written consent of Pace Analytical Services, Inc..

ACCREDITED IN ACCORDANCE WITH nelac

Pace Analytical®
www.pacelabs.com

Pace Analytical Services, Inc.
2225 Riverside Dr.
Asheville, NC 28804
(828)254-7176

Pace Analytical Services, Inc.
9800 Kincey Ave. Suite 100
Huntersville, NC 28078
(704)875-9092

ANALYTICAL RESULTS

Project: CLOUD'S CHEVRON 1777
Pace Project No.: 9215089

Sample: MW-8 **Lab ID: 9215089005** Collected: 03/03/08 10:53 Received: 03/10/08 20:30 Matrix: Water

Parameters	Results	Units	Report Limit	DF	Prepared	Analyzed	CAS No.	Qual
8011 GCS EDB and DBCP	Analytical Method: EPA 8011 Preparation Method: EPA 8011							
1,2-Dibromoethane (EDB)	ND	ug/L	0.020	1	03/16/08 00:00	03/18/08 05:12	106-93-4	
1-Chloro-2-bromopropane (S)	121	%	60-140	1	03/16/08 00:00	03/18/08 05:12	301-79-56	
8260 MSV Oxygenates	Analytical Method: EPA 8260							
tert-Amyl Alcohol	ND	ug/L	100	1		03/12/08 22:35	75-85-4	
tert-Amylmethyl ether	ND	ug/L	10.0	1		03/12/08 22:35	994-05-8	
Benzene	ND	ug/L	5.0	1		03/12/08 22:35	71-43-2	
3,3-Dimethyl-1-Butanol	ND	ug/L	100	1		03/12/08 22:35	624-95-3	
tert-Butyl Alcohol	ND	ug/L	100	1		03/12/08 22:35	75-65-0	
tert-Butyl Formate	ND	ug/L	50.0	1		03/12/08 22:35	762-75-4	
Diisopropyl ether	ND	ug/L	5.0	1		03/12/08 22:35	108-20-3	
Ethanol	ND	ug/L	200	1		03/12/08 22:35	64-17-5	
Ethylbenzene	ND	ug/L	5.0	1		03/12/08 22:35	100-41-4	
Ethyl-tert-butyl ether	ND	ug/L	10.0	1		03/12/08 22:35	637-92-3	
Methyl-tert-butyl ether	ND	ug/L	5.0	1		03/12/08 22:35	1634-04-4	
Naphthalene	ND	ug/L	5.0	1		03/12/08 22:35	91-20-3	
Toluene	ND	ug/L	5.0	1		03/12/08 22:35	108-88-3	
Xylene (Total)	ND	ug/L	10.0	1		03/12/08 22:35	1330-20-7	
m&p-Xylene	ND	ug/L	10.0	1		03/12/08 22:35	1330-20-7	
o-Xylene	ND	ug/L	5.0	1		03/12/08 22:35	95-47-6	
Dibromofluoromethane (S)	100	%	85-115	1		03/12/08 22:35	1868-53-7	
Toluene-d8 (S)	97	%	70-120	1		03/12/08 22:35	2037-26-5	
4-Bromofluorobenzene (S)	100	%	87-109	1		03/12/08 22:35	460-00-4	
1,2-Dichloroethane-d4 (S)	97	%	79-120	1		03/12/08 22:35	17060-07-0	

This report shall not be reproduced, except in full,
without the written consent of Pace Analytical Services, Inc..

ACCREDITED IN ACCORDANCE WITH nelac

Pace Analytical®
www.pacelabs.com

Pace Analytical Services, Inc.
2225 Riverside Dr.
Asheville, NC 28804
(828)254-7176

Pace Analytical Services, Inc.
9800 Kincey Ave. Suite 100
Huntersville, NC 28078
(704)875-9092

ANALYTICAL RESULTS

Project: CLOUD'S CHEVRON 1777
Pace Project No.: 9215089

Sample: MW-16 **Lab ID: 9215089006** Collected: 03/06/08 15:44 Received: 03/10/08 20:30 Matrix: Water

Parameters	Results	Units	Report Limit	DF	Prepared	Analyzed	CAS No.	Qual
8011 GCS EDB and DBCP	Analytical Method: EPA 8011 Preparation Method: EPA 8011							
1,2-Dibromoethane (EDB)	ND	ug/L	0.020	1	03/16/08 00:00	03/18/08 05:23	106-93-4	
1-Chloro-2-bromopropane (S)	138	%	60-140	1	03/16/08 00:00	03/18/08 05:23	301-79-56	
8260 MSV Oxygenates	Analytical Method: EPA 8260							
tert-Amyl Alcohol	ND	ug/L	100	1		03/15/08 22:52	75-85-4	
tert-Amylmethyl ether	ND	ug/L	10.0	1		03/15/08 22:52	994-05-8	
Benzene	ND	ug/L	5.0	1		03/15/08 22:52	71-43-2	
3,3-Dimethyl-1-Butanol	ND	ug/L	100	1		03/15/08 22:52	624-95-3	
tert-Butyl Alcohol	ND	ug/L	100	1		03/15/08 22:52	75-65-0	
tert-Butyl Formate	ND	ug/L	50.0	1		03/15/08 22:52	762-75-4	
Diisopropyl ether	ND	ug/L	5.0	1		03/15/08 22:52	108-20-3	
Ethanol	ND	ug/L	200	1		03/15/08 22:52	64-17-5	
Ethylbenzene	ND	ug/L	5.0	1		03/15/08 22:52	100-41-4	
Ethyl-tert-butyl ether	ND	ug/L	10.0	1		03/15/08 22:52	637-92-3	
Methyl-tert-butyl ether	ND	ug/L	5.0	1		03/15/08 22:52	1634-04-4	
Naphthalene	ND	ug/L	5.0	1		03/15/08 22:52	91-20-3	
Toluene	ND	ug/L	5.0	1		03/15/08 22:52	108-88-3	
Xylene (Total)	ND	ug/L	10.0	1		03/15/08 22:52	1330-20-7	
m&p-Xylene	ND	ug/L	10.0	1		03/15/08 22:52	1330-20-7	
o-Xylene	ND	ug/L	5.0	1		03/15/08 22:52	95-47-6	
Dibromofluoromethane (S)	99	%	85-115	1		03/15/08 22:52	1868-53-7	
Toluene-d8 (S)	96	%	70-120	1		03/15/08 22:52	2037-26-5	
4-Bromofluorobenzene (S)	95	%	87-109	1		03/15/08 22:52	460-00-4	
1,2-Dichloroethane-d4 (S)	100	%	79-120	1		03/15/08 22:52	17060-07-0	

This report shall not be reproduced, except in full,
without the written consent of Pace Analytical Services, Inc..

ACCREDITED IN ACCORDANCE WITH nelac

Pace Analytical®
www.pacelabs.com

Pace Analytical Services, Inc.
2225 Riverside Dr.
Asheville, NC 28804
(828)254-7176

Pace Analytical Services, Inc.
9800 Kincey Ave. Suite 100
Huntersville, NC 28078
(704)875-9092

ANALYTICAL RESULTS

Project: CLOUD'S CHEVRON 1777
Pace Project No.: 9215089

Sample: MW-22 **Lab ID: 9215089007** Collected: 03/03/08 13:49 Received: 03/10/08 20:30 Matrix: Water

Parameters	Results	Units	Report Limit	DF	Prepared	Analyzed	CAS No.	Qual
8011 GCS EDB and DBCP	Analytical Method: EPA 8011 Preparation Method: EPA 8011							
1,2-Dibromoethane (EDB)	ND	ug/L	0.020	1	03/16/08 00:00	03/18/08 05:33	106-93-4	
1-Chloro-2-bromopropane (S)	77	%	60-140	1	03/16/08 00:00	03/18/08 05:33	301-79-56	
8260 MSV Oxygenates	Analytical Method: EPA 8260							
tert-Amyl Alcohol	ND	ug/L	20000	200		03/15/08 17:51	75-85-4	
tert-Amylmethyl ether	ND	ug/L	2000	200		03/15/08 17:51	994-05-8	
Benzene	**4480**	ug/L	1000	200		03/15/08 17:51	71-43-2	
3,3-Dimethyl-1-Butanol	ND	ug/L	20000	200		03/15/08 17:51	624-95-3	
tert-Butyl Alcohol	ND	ug/L	20000	200		03/15/08 17:51	75-65-0	
tert-Butyl Formate	ND	ug/L	10000	200		03/15/08 17:51	762-75-4	
Diisopropyl ether	ND	ug/L	1000	200		03/15/08 17:51	108-20-3	
Ethanol	ND	ug/L	40000	200		03/15/08 17:51	64-17-5	
Ethylbenzene	**2660**	ug/L	1000	200		03/15/08 17:51	100-41-4	
Ethyl-tert-butyl ether	ND	ug/L	2000	200		03/15/08 17:51	637-92-3	
Methyl-tert-butyl ether	ND	ug/L	1000	200		03/15/08 17:51	1634-04-4	
Naphthalene	ND	ug/L	1000	200		03/13/08 17:49	91-20-3	
Toluene	**34900**	ug/L	1000	200		03/15/08 17:51	108-88-3	
Xylene (Total)	**13800**	ug/L	2000	200		03/15/08 17:51	1330-20-7	
m&p-Xylene	**9360**	ug/L	2000	200		03/15/08 17:51	1330-20-7	
o-Xylene	**4460**	ug/L	1000	200		03/15/08 17:51	95-47-6	
Dibromofluoromethane (S)	99	%	85-115	200		03/15/08 17:51	1868-53-7	
Toluene-d8 (S)	100	%	70-120	200		03/15/08 17:51	2037-26-5	
4-Bromofluorobenzene (S)	98	%	87-109	200		03/15/08 17:51	460-00-4	
1,2-Dichloroethane-d4 (S)	98	%	79-120	200		03/15/08 17:51	17060-07-0	

This report shall not be reproduced, except in full,
without the written consent of Pace Analytical Services, Inc..

ACCREDITED IN ACCORDANCE WITH nelac

Pace Analytical®
www.pacelabs.com

Pace Analytical Services, Inc.
2225 Riverside Dr.
Asheville, NC 28804
(828)254-7176

Pace Analytical Services, Inc.
9800 Kincey Ave. Suite 100
Huntersville, NC 28078
(704)875-9092

ANALYTICAL RESULTS

Project: CLOUD'S CHEVRON 1777
Pace Project No.: 9215089

Sample: MW-23 **Lab ID: 9215089008** Collected: 03/03/08 15:08 Received: 03/10/08 20:30 Matrix: Water

Parameters	Results	Units	Report Limit	DF	Prepared	Analyzed	CAS No.	Qual
8011 GCS EDB and DBCP	Analytical Method: EPA 8011 Preparation Method: EPA 8011							
1,2-Dibromoethane (EDB)	**0.30**	ug/L	0.020	1	03/16/08 00:00	03/18/08 05:44	106-93-4	
1-Chloro-2-bromopropane (S)	98	%	60-140	1	03/16/08 00:00	03/18/08 05:44	301-79-56	
8260 MSV Oxygenates	Analytical Method: EPA 8260							
tert-Amyl Alcohol	ND	ug/L	50000	500		03/16/08 18:27	75-85-4	
tert-Amylmethyl ether	ND	ug/L	5000	500		03/16/08 18:27	994-05-8	
Benzene	**9840**	ug/L	2500	500		03/16/08 18:27	71-43-2	
3,3-Dimethyl-1-Butanol	ND	ug/L	50000	500		03/16/08 18:27	624-95-3	
tert-Butyl Alcohol	ND	ug/L	50000	500		03/16/08 18:27	75-65-0	
tert-Butyl Formate	ND	ug/L	25000	500		03/16/08 18:27	762-75-4	
Diisopropyl ether	ND	ug/L	2500	500		03/16/08 18:27	108-20-3	
Ethanol	ND	ug/L	100000	500		03/16/08 18:27	64-17-5	
Ethylbenzene	ND	ug/L	2500	500		03/16/08 18:27	100-41-4	
Ethyl-tert-butyl ether	ND	ug/L	5000	500		03/16/08 18:27	637-92-3	
Methyl-tert-butyl ether	ND	ug/L	2500	500		03/16/08 18:27	1634-04-4	
Naphthalene	**2810**	ug/L	2500	500		03/16/08 18:27	91-20-3	
Toluene	**29400**	ug/L	2500	500		03/16/08 18:27	108-88-3	
Xylene (Total)	**13300**	ug/L	5000	500		03/16/08 18:27	1330-20-7	
m&p-Xylene	**8760**	ug/L	5000	500		03/16/08 18:27	1330-20-7	
o-Xylene	**4510**	ug/L	2500	500		03/16/08 18:27	95-47-6	
Dibromofluoromethane (S)	102	%	85-115	500		03/16/08 18:27	1868-53-7	
Toluene-d8 (S)	100	%	70-120	500		03/16/08 18:27	2037-26-5	
4-Bromofluorobenzene (S)	95	%	87-109	500		03/16/08 18:27	460-00-4	
1,2-Dichloroethane-d4 (S)	104	%	79-120	500		03/16/08 18:27	17060-07-0	

This report shall not be reproduced, except in full,
without the written consent of Pace Analytical Services, Inc..

ACCREDITED IN ACCORDANCE WITH nelac

Pace Analytical®
www.pacelabs.com

Pace Analytical Services, Inc.
2225 Riverside Dr.
Asheville, NC 28804
(828)254-7176

Pace Analytical Services, Inc.
9800 Kincey Ave. Suite 100
Huntersville, NC 28078
(704)875-9092

ANALYTICAL RESULTS

Project: CLOUD'S CHEVRON 1777
Pace Project No.: 9215089

Sample: MW-24 **Lab ID: 9215089009** Collected: 03/03/08 14:55 Received: 03/10/08 20:30 Matrix: Water

Parameters	Results	Units	Report Limit	DF	Prepared	Analyzed	CAS No.	Qual
8011 GCS EDB and DBCP	Analytical Method: EPA 8011 Preparation Method: EPA 8011							
1,2-Dibromoethane (EDB)	ND	ug/L	0.020	1	03/16/08 00:00	03/18/08 05:55	106-93-4	
1-Chloro-2-bromopropane (S)	75	%	60-140	1	03/16/08 00:00	03/18/08 05:55	301-79-56	
8260 MSV Oxygenates	Analytical Method: EPA 8260							
tert-Amyl Alcohol	ND	ug/L	100	1		03/12/08 22:51	75-85-4	
tert-Amylmethyl ether	ND	ug/L	10.0	1		03/12/08 22:51	994-05-8	
Benzene	ND	ug/L	5.0	1		03/12/08 22:51	71-43-2	
3,3-Dimethyl-1-Butanol	ND	ug/L	100	1		03/12/08 22:51	624-95-3	
tert-Butyl Alcohol	ND	ug/L	100	1		03/12/08 22:51	75-65-0	
tert-Butyl Formate	ND	ug/L	50.0	1		03/12/08 22:51	762-75-4	
Diisopropyl ether	**6.8**	ug/L	5.0	1		03/12/08 22:51	108-20-3	
Ethanol	ND	ug/L	200	1		03/12/08 22:51	64-17-5	
Ethylbenzene	ND	ug/L	5.0	1		03/12/08 22:51	100-41-4	
Ethyl-tert-butyl ether	ND	ug/L	10.0	1		03/12/08 22:51	637-92-3	
Methyl-tert-butyl ether	**25.1**	ug/L	5.0	1		03/12/08 22:51	1634-04-4	
Naphthalene	ND	ug/L	5.0	1		03/12/08 22:51	91-20-3	
Toluene	**13.8**	ug/L	5.0	1		03/12/08 22:51	108-88-3	
Xylene (Total)	**18.7**	ug/L	10.0	1		03/12/08 22:51	1330-20-7	
m&p-Xylene	**12.4**	ug/L	10.0	1		03/12/08 22:51	1330-20-7	
o-Xylene	**6.2**	ug/L	5.0	1		03/12/08 22:51	95-47-6	
Dibromofluoromethane (S)	101	%	85-115	1		03/12/08 22:51	1868-53-7	
Toluene-d8 (S)	98	%	70-120	1		03/12/08 22:51	2037-26-5	
4-Bromofluorobenzene (S)	97	%	87-109	1		03/12/08 22:51	460-00-4	
1,2-Dichloroethane-d4 (S)	97	%	79-120	1		03/12/08 22:51	17060-07-0	

This report shall not be reproduced, except in full,
without the written consent of Pace Analytical Services, Inc..

ACCREDITED IN ACCORDANCE WITH nelac

Pace Analytical®
www.pacelabs.com

Pace Analytical Services, Inc.
2225 Riverside Dr.
Asheville, NC 28804
(828)254-7176

Pace Analytical Services, Inc.
9800 Kincey Ave. Suite 100
Huntersville, NC 28078
(704)875-9092

ANALYTICAL RESULTS

Project: CLOUD'S CHEVRON 1777
Pace Project No.: 9215089

Sample: MW-25 **Lab ID: 9215089010** Collected: 03/03/08 13:03 Received: 03/10/08 20:30 Matrix: Water

Parameters	Results	Units	Report Limit	DF	Prepared	Analyzed	CAS No.	Qual
8011 GCS EDB and DBCP	Analytical Method: EPA 8011 Preparation Method: EPA 8011							
1,2-Dibromoethane (EDB)	**0.24**	ug/L	0.020	1	03/16/08 00:00	03/18/08 06:05	106-93-4	
1-Chloro-2-bromopropane (S)	99	%	60-140	1	03/16/08 00:00	03/18/08 06:05	301-79-56	
8260 MSV Oxygenates	Analytical Method: EPA 8260							
tert-Amyl Alcohol	**6950**	ug/L	100	1		03/12/08 23:08	75-85-4	E
tert-Amylmethyl ether	ND	ug/L	10.0	1		03/12/08 23:08	994-05-8	
Benzene	ND	ug/L	500	100		03/13/08 10:19	71-43-2	
3,3-Dimethyl-1-Butanol	ND	ug/L	100	1		03/12/08 23:08	624-95-3	
tert-Butyl Alcohol	ND	ug/L	100	1		03/12/08 23:08	75-65-0	
tert-Butyl Formate	ND	ug/L	50.0	1		03/12/08 23:08	762-75-4	
Diisopropyl ether	**19.7**	ug/L	5.0	1		03/12/08 23:08	108-20-3	
Ethanol	ND	ug/L	200	1		03/12/08 23:08	64-17-5	
Ethylbenzene	**3370**	ug/L	500	100		03/13/08 10:19	100-41-4	
Ethyl-tert-butyl ether	ND	ug/L	10.0	1		03/12/08 23:08	637-92-3	
Methyl-tert-butyl ether	**94.6**	ug/L	5.0	1		03/12/08 23:08	1634-04-4	
Naphthalene	**1130**	ug/L	500	100		03/13/08 10:19	91-20-3	
Toluene	**9370**	ug/L	500	100		03/13/08 10:19	108-88-3	
Xylene (Total)	**19900**	ug/L	1000	100		03/13/08 10:19	1330-20-7	
m&p-Xylene	**14000**	ug/L	1000	100		03/13/08 10:19	1330-20-7	
o-Xylene	**5810**	ug/L	500	100		03/13/08 10:19	95-47-6	
Dibromofluoromethane (S)	90	%	85-115	1		03/12/08 23:08	1868-53-7	
Toluene-d8 (S)	99	%	70-120	1		03/12/08 23:08	2037-26-5	
4-Bromofluorobenzene (S)	108	%	87-109	1		03/12/08 23:08	460-00-4	
1,2-Dichloroethane-d4 (S)	122	%	79-120	1		03/12/08 23:08	17060-07-0	S2

This report shall not be reproduced, except in full,
without the written consent of Pace Analytical Services, Inc..

ACCREDITED IN ACCORDANCE WITH nelac

Pace Analytical
www.pacelabs.com

Pace Analytical Services, Inc.
2225 Riverside Dr.
Asheville, NC 28804
(828)254-7176

Pace Analytical Services, Inc.
9800 Kincey Ave. Suite 100
Huntersville, NC 28078
(704)875-9092

ANALYTICAL RESULTS

Project: CLOUD'S CHEVRON 1777
Pace Project No.: 9215089

Sample: MW-26 **Lab ID: 9215089011** Collected: 03/03/08 11:29 Received: 03/10/08 20:30 Matrix: Water

Parameters	Results	Units	Report Limit	DF	Prepared	Analyzed	CAS No.	Qual
8011 GCS EDB and DBCP	Analytical Method: EPA 8011 Preparation Method: EPA 8011							
1,2-Dibromoethane (EDB)	ND	ug/L	0.020	1	03/16/08 00:00	03/18/08 06:16	106-93-4	
1-Chloro-2-bromopropane (S)	79	%	60-140	1	03/16/08 00:00	03/18/08 06:16	301-79-56	
8260 MSV Oxygenates	Analytical Method: EPA 8260							
tert-Amyl Alcohol	ND	ug/L	100	1		03/13/08 09:45	75-85-4	
tert-Amylmethyl ether	ND	ug/L	10.0	1		03/13/08 09:45	994-05-8	
Benzene	ND	ug/L	5.0	1		03/13/08 09:45	71-43-2	
3,3-Dimethyl-1-Butanol	ND	ug/L	100	1		03/13/08 09:45	624-95-3	
tert-Butyl Alcohol	ND	ug/L	100	1		03/13/08 09:45	75-65-0	
tert-Butyl Formate	ND	ug/L	50.0	1		03/13/08 09:45	762-75-4	
Diisopropyl ether	ND	ug/L	5.0	1		03/13/08 09:45	108-20-3	
Ethanol	ND	ug/L	200	1		03/13/08 09:45	64-17-5	
Ethylbenzene	ND	ug/L	5.0	1		03/13/08 09:45	100-41-4	
Ethyl-tert-butyl ether	ND	ug/L	10.0	1		03/13/08 09:45	637-92-3	
Methyl-tert-butyl ether	ND	ug/L	5.0	1		03/13/08 09:45	1634-04-4	
Naphthalene	ND	ug/L	5.0	1		03/13/08 09:45	91-20-3	
Toluene	ND	ug/L	5.0	1		03/13/08 09:45	108-88-3	
Xylene (Total)	ND	ug/L	10.0	1		03/13/08 09:45	1330-20-7	
m&p-Xylene	ND	ug/L	10.0	1		03/13/08 09:45	1330-20-7	
o-Xylene	ND	ug/L	5.0	1		03/13/08 09:45	95-47-6	
Dibromofluoromethane (S)	90	%	85-115	1		03/13/08 09:45	1868-53-7	
Toluene-d8 (S)	95	%	70-120	1		03/13/08 09:45	2037-26-5	
4-Bromofluorobenzene (S)	105	%	87-109	1		03/13/08 09:45	460-00-4	
1,2-Dichloroethane-d4 (S)	85	%	79-120	1		03/13/08 09:45	17060-07-0	

This report shall not be reproduced, except in full,
without the written consent of Pace Analytical Services, Inc..

ACCREDITED IN ACCORDANCE WITH nelac

Pace Analytical
www.pacelabs.com

Pace Analytical Services, Inc.
2225 Riverside Dr.
Asheville, NC 28804
(828)254-7176

Pace Analytical Services, Inc.
9800 Kincey Ave. Suite 100
Huntersville, NC 28078
(704)875-9092

ANALYTICAL RESULTS

Project: CLOUD'S CHEVRON 1777
Pace Project No.: 9215089

Sample: MW-27 **Lab ID: 9215089012** Collected: 03/03/08 13:32 Received: 03/10/08 20:30 Matrix: Water

Parameters	Results	Units	Report Limit	DF	Prepared	Analyzed	CAS No.	Qual
8011 GCS EDB and DBCP	Analytical Method: EPA 8011 Preparation Method: EPA 8011							
1,2-Dibromoethane (EDB)	ND	ug/L	0.020	1	03/16/08 00:00	03/18/08 18:45	106-93-4	
1-Chloro-2-bromopropane (S)	90	%	60-140	1	03/16/08 00:00	03/18/08 18:45	301-79-56	
8260 MSV Oxygenates	Analytical Method: EPA 8260							
tert-Amyl Alcohol	ND	ug/L	100	1		03/14/08 13:18	75-85-4	
tert-Amylmethyl ether	ND	ug/L	10.0	1		03/14/08 13:18	994-05-8	
Benzene	ND	ug/L	5.0	1		03/14/08 13:18	71-43-2	
3,3-Dimethyl-1-Butanol	ND	ug/L	100	1		03/14/08 13:18	624-95-3	
tert-Butyl Alcohol	ND	ug/L	100	1		03/14/08 13:18	75-65-0	
tert-Butyl Formate	ND	ug/L	50.0	1		03/14/08 13:18	762-75-4	
Diisopropyl ether	ND	ug/L	5.0	1		03/14/08 13:18	108-20-3	
Ethanol	ND	ug/L	200	1		03/14/08 13:18	64-17-5	
Ethylbenzene	ND	ug/L	5.0	1		03/14/08 13:18	100-41-4	
Ethyl-tert-butyl ether	ND	ug/L	10.0	1		03/14/08 13:18	637-92-3	
Methyl-tert-butyl ether	ND	ug/L	5.0	1		03/14/08 13:18	1634-04-4	
Naphthalene	ND	ug/L	5.0	1		03/14/08 13:18	91-20-3	
Toluene	ND	ug/L	5.0	1		03/14/08 13:18	108-88-3	
Xylene (Total)	**11.5**	ug/L	10.0	1		03/14/08 13:18	1330-20-7	
m&p-Xylene	ND	ug/L	10.0	1		03/14/08 13:18	1330-20-7	
o-Xylene	ND	ug/L	5.0	1		03/14/08 13:18	95-47-6	
Dibromofluoromethane (S)	97	%	85-115	1		03/14/08 13:18	1868-53-7	
Toluene-d8 (S)	101	%	70-120	1		03/14/08 13:18	2037-26-5	
4-Bromofluorobenzene (S)	99	%	87-109	1		03/14/08 13:18	460-00-4	
1,2-Dichloroethane-d4 (S)	102	%	79-120	1		03/14/08 13:18	17060-07-0	

This report shall not be reproduced, except in full,
without the written consent of Pace Analytical Services, Inc..

ACCREDITED IN ACCORDANCE WITH nelac

Pace Analytical
www.pacelabs.com

Pace Analytical Services, Inc.
2225 Riverside Dr.
Asheville, NC 28804
(828)254-7176

Pace Analytical Services, Inc.
9800 Kincey Ave. Suite 100
Huntersville, NC 28078
(704)875-9092

ANALYTICAL RESULTS

Project: CLOUD'S CHEVRON 1777
Pace Project No.: 9215089

Sample: MW-28 **Lab ID: 9215089013** Collected: 03/03/08 13:28 Received: 03/10/08 20:30 Matrix: Water

Parameters	Results	Units	Report Limit	DF	Prepared	Analyzed	CAS No.	Qual
8011 GCS EDB and DBCP	Analytical Method: EPA 8011 Preparation Method: EPA 8011							
1,2-Dibromoethane (EDB)	ND	ug/L	0.020	1	03/16/08 00:00	03/18/08 19:32	106-93-4	
1-Chloro-2-bromopropane (S)	89	%	60-140	1	03/16/08 00:00	03/18/08 19:32	301-79-56	
8260 MSV Oxygenates	Analytical Method: EPA 8260							
tert-Amyl Alcohol	ND	ug/L	100	1		03/13/08 10:02	75-85-4	
tert-Amylmethyl ether	ND	ug/L	10.0	1		03/13/08 10:02	994-05-8	
Benzene	ND	ug/L	5.0	1		03/13/08 10:02	71-43-2	
3,3-Dimethyl-1-Butanol	ND	ug/L	100	1		03/13/08 10:02	624-95-3	
tert-Butyl Alcohol	ND	ug/L	100	1		03/13/08 10:02	75-65-0	
tert-Butyl Formate	ND	ug/L	50.0	1		03/13/08 10:02	762-75-4	
Diisopropyl ether	ND	ug/L	5.0	1		03/13/08 10:02	108-20-3	
Ethanol	ND	ug/L	200	1		03/13/08 10:02	64-17-5	
Ethylbenzene	ND	ug/L	5.0	1		03/13/08 10:02	100-41-4	
Ethyl-tert-butyl ether	ND	ug/L	10.0	1		03/13/08 10:02	637-92-3	
Methyl-tert-butyl ether	ND	ug/L	5.0	1		03/13/08 10:02	1634-04-4	
Naphthalene	ND	ug/L	5.0	1		03/13/08 10:02	91-20-3	
Toluene	ND	ug/L	5.0	1		03/13/08 10:02	108-88-3	
Xylene (Total)	ND	ug/L	10.0	1		03/13/08 10:02	1330-20-7	
m&p-Xylene	ND	ug/L	10.0	1		03/13/08 10:02	1330-20-7	
o-Xylene	ND	ug/L	5.0	1		03/13/08 10:02	95-47-6	
Dibromofluoromethane (S)	93	%	85-115	1		03/13/08 10:02	1868-53-7	
Toluene-d8 (S)	94	%	70-120	1		03/13/08 10:02	2037-26-5	
4-Bromofluorobenzene (S)	107	%	87-109	1		03/13/08 10:02	460-00-4	
1,2-Dichloroethane-d4 (S)	87	%	79-120	1		03/13/08 10:02	17060-07-0	

This report shall not be reproduced, except in full,
without the written consent of Pace Analytical Services, Inc..

ACCREDITED IN ACCORDANCE WITH nelac

Pace Analytical
www.pacelabs.com

Pace Analytical Services, Inc.
2225 Riverside Dr.
Asheville, NC 28804
(828)254-7176

Pace Analytical Services, Inc.
9800 Kincey Ave. Suite 100
Huntersville, NC 28078
(704)875-9092

ANALYTICAL RESULTS

Project: CLOUD'S CHEVRON 1777
Pace Project No.: 9215089

Sample: MW-29 **Lab ID: 9215089014** Collected: 03/03/08 13:14 Received: 03/10/08 20:30 Matrix: Water

Parameters	Results	Units	Report Limit	DF	Prepared	Analyzed	CAS No.	Qual
8011 GCS EDB and DBCP	Analytical Method: EPA 8011 Preparation Method: EPA 8011							
1,2-Dibromoethane (EDB)	ND	ug/L	0.020	1	03/16/08 00:00	03/18/08 20:04	106-93-4	
1-Chloro-2-bromopropane (S)	72	%	60-140	1	03/16/08 00:00	03/18/08 20:04	301-79-56	
8260 MSV Oxygenates	Analytical Method: EPA 8260							
tert-Amyl Alcohol	ND	ug/L	100	1		03/12/08 23:56	75-85-4	
tert-Amylmethyl ether	ND	ug/L	10.0	1		03/12/08 23:56	994-05-8	
Benzene	ND	ug/L	5.0	1		03/12/08 23:56	71-43-2	
3,3-Dimethyl-1-Butanol	ND	ug/L	100	1		03/12/08 23:56	624-95-3	
tert-Butyl Alcohol	ND	ug/L	100	1		03/12/08 23:56	75-65-0	
tert-Butyl Formate	ND	ug/L	50.0	1		03/12/08 23:56	762-75-4	
Diisopropyl ether	ND	ug/L	5.0	1		03/12/08 23:56	108-20-3	
Ethanol	ND	ug/L	200	1		03/12/08 23:56	64-17-5	
Ethylbenzene	**6.0**	ug/L	5.0	1		03/12/08 23:56	100-41-4	
Ethyl-tert-butyl ether	ND	ug/L	10.0	1		03/12/08 23:56	637-92-3	
Methyl-tert-butyl ether	ND	ug/L	5.0	1		03/12/08 23:56	1634-04-4	
Naphthalene	**6.9**	ug/L	5.0	1		03/12/08 23:56	91-20-3	
Toluene	**10.0**	ug/L	5.0	1		03/12/08 23:56	108-88-3	
Xylene (Total)	**37.5**	ug/L	10.0	1		03/12/08 23:56	1330-20-7	
m&p-Xylene	**26.9**	ug/L	10.0	1		03/12/08 23:56	1330-20-7	
o-Xylene	**10.6**	ug/L	5.0	1		03/12/08 23:56	95-47-6	
Dibromofluoromethane (S)	95	%	85-115	1		03/12/08 23:56	1868-53-7	
Toluene-d8 (S)	95	%	70-120	1		03/12/08 23:56	2037-26-5	
4-Bromofluorobenzene (S)	106	%	87-109	1		03/12/08 23:56	460-00-4	
1,2-Dichloroethane-d4 (S)	90	%	79-120	1		03/12/08 23:56	17060-07-0	

This report shall not be reproduced, except in full,
without the written consent of Pace Analytical Services, Inc..

ACCREDITED IN ACCORDANCE WITH nelac

Pace Analytical®
www.pacelabs.com

Pace Analytical Services, Inc.
2225 Riverside Dr.
Asheville, NC 28804
(828)254-7176

Pace Analytical Services, Inc.
9800 Kincey Ave. Suite 100
Huntersville, NC 28078
(704)875-9092

ANALYTICAL RESULTS

Project: CLOUD'S CHEVRON 1777
Pace Project No.: 9215089

Sample: MW-30 **Lab ID: 9215089015** Collected: 03/03/08 16:27 Received: 03/10/08 20:30 Matrix: Water

Parameters	Results	Units	Report Limit	DF	Prepared	Analyzed	CAS No.	Qual
8011 GCS EDB and DBCP	Analytical Method: EPA 8011 Preparation Method: EPA 8011							
1,2-Dibromoethane (EDB)	ND	ug/L	0.020	1	03/16/08 00:00	03/18/08 20:20	106-93-4	
1-Chloro-2-bromopropane (S)	92	%	60-140	1	03/16/08 00:00	03/18/08 20:20	301-79-56	
8260 MSV Oxygenates	Analytical Method: EPA 8260							
tert-Amyl Alcohol	ND	ug/L	100	1		03/13/08 00:12	75-85-4	
tert-Amylmethyl ether	ND	ug/L	10.0	1		03/13/08 00:12	994-05-8	
Benzene	ND	ug/L	5.0	1		03/13/08 00:12	71-43-2	
3,3-Dimethyl-1-Butanol	ND	ug/L	100	1		03/13/08 00:12	624-95-3	
tert-Butyl Alcohol	ND	ug/L	100	1		03/13/08 00:12	75-65-0	
tert-Butyl Formate	ND	ug/L	50.0	1		03/13/08 00:12	762-75-4	
Diisopropyl ether	ND	ug/L	5.0	1		03/13/08 00:12	108-20-3	
Ethanol	ND	ug/L	200	1		03/13/08 00:12	64-17-5	
Ethylbenzene	ND	ug/L	5.0	1		03/13/08 00:12	100-41-4	
Ethyl-tert-butyl ether	ND	ug/L	10.0	1		03/13/08 00:12	637-92-3	
Methyl-tert-butyl ether	ND	ug/L	5.0	1		03/13/08 00:12	1634-04-4	
Naphthalene	ND	ug/L	5.0	1		03/13/08 00:12	91-20-3	
Toluene	**5.7**	ug/L	5.0	1		03/13/08 00:12	108-88-3	
Xylene (Total)	**11.4**	ug/L	10.0	1		03/13/08 00:12	1330-20-7	
m&p-Xylene	ND	ug/L	10.0	1		03/13/08 00:12	1330-20-7	
o-Xylene	ND	ug/L	5.0	1		03/13/08 00:12	95-47-6	
Dibromofluoromethane (S)	92	%	85-115	1		03/13/08 00:12	1868-53-7	
Toluene-d8 (S)	95	%	70-120	1		03/13/08 00:12	2037-26-5	
4-Bromofluorobenzene (S)	105	%	87-109	1		03/13/08 00:12	460-00-4	
1,2-Dichloroethane-d4 (S)	89	%	79-120	1		03/13/08 00:12	17060-07-0	

This report shall not be reproduced, except in full,
without the written consent of Pace Analytical Services, Inc..

ACCREDITED IN ACCORDANCE WITH nelac

Pace Analytical
www.pacelabs.com

Pace Analytical Services, Inc.
2225 Riverside Dr.
Asheville, NC 28804
(828)254-7176

Pace Analytical Services, Inc.
9800 Kincey Ave. Suite 100
Huntersville, NC 28078
(704)875-9092

ANALYTICAL RESULTS

Project: CLOUD'S CHEVRON 1777
Pace Project No.: 9215089

Sample: MW-33 **Lab ID: 9215089016** Collected: 03/03/08 16:00 Received: 03/10/08 20:30 Matrix: Water

Parameters	Results	Units	Report Limit	DF	Prepared	Analyzed	CAS No.	Qual
8011 GCS EDB and DBCP	Analytical Method: EPA 8011 Preparation Method: EPA 8011							
1,2-Dibromoethane (EDB)	ND	ug/L	0.020	1	03/16/08 00:00	03/18/08 20:36	106-93-4	
1-Chloro-2-bromopropane (S)	73	%	60-140	1	03/16/08 00:00	03/18/08 20:36	301-79-56	
8260 MSV Oxygenates	Analytical Method: EPA 8260							
tert-Amyl Alcohol	**7970**	ug/L	2000	20		03/17/08 10:30	75-85-4	
tert-Amylmethyl ether	ND	ug/L	200	20		03/17/08 10:30	994-05-8	
Benzene	**1080**	ug/L	100	20		03/17/08 10:30	71-43-2	
3,3-Dimethyl-1-Butanol	ND	ug/L	2000	20		03/17/08 10:30	624-95-3	
tert-Butyl Alcohol	ND	ug/L	2000	20		03/17/08 10:30	75-65-0	
tert-Butyl Formate	ND	ug/L	1000	20		03/17/08 10:30	762-75-4	
Diisopropyl ether	ND	ug/L	100	20		03/17/08 10:30	108-20-3	
Ethanol	ND	ug/L	4000	20		03/17/08 10:30	64-17-5	
Ethylbenzene	**644**	ug/L	100	20		03/17/08 10:30	100-41-4	
Ethyl-tert-butyl ether	ND	ug/L	200	20		03/17/08 10:30	637-92-3	
Methyl-tert-butyl ether	ND	ug/L	100	20		03/17/08 10:30	1634-04-4	
Naphthalene	**340**	ug/L	100	20		03/17/08 10:30	91-20-3	
Toluene	**3750**	ug/L	100	20		03/17/08 10:30	108-88-3	
Xylene (Total)	**5860**	ug/L	200	20		03/17/08 10:30	1330-20-7	
m&p-Xylene	**3510**	ug/L	200	20		03/17/08 10:30	1330-20-7	
o-Xylene	**2350**	ug/L	100	20		03/17/08 10:30	95-47-6	
Dibromofluoromethane (S)	104	%	85-115	20		03/17/08 10:30	1868-53-7	
Toluene-d8 (S)	102	%	70-120	20		03/17/08 10:30	2037-26-5	
4-Bromofluorobenzene (S)	95	%	87-109	20		03/17/08 10:30	460-00-4	
1,2-Dichloroethane-d4 (S)	106	%	79-120	20		03/17/08 10:30	17060-07-0	

This report shall not be reproduced, except in full,
without the written consent of Pace Analytical Services, Inc..

ACCREDITED IN ACCORDANCE WITH nelac

Pace Analytical®
www.pacelabs.com

Pace Analytical Services, Inc.
2225 Riverside Dr.
Asheville, NC 28804
(828)254-7176

Pace Analytical Services, Inc.
9800 Kincey Ave. Suite 100
Huntersville, NC 28078
(704)875-9092

ANALYTICAL RESULTS

Project: CLOUD'S CHEVRON 1777
Pace Project No.: 9215089

Sample: MW-34 **Lab ID: 9215089017** Collected: 03/06/08 08:45 Received: 03/10/08 20:30 Matrix: Water

Parameters	Results	Units	Report Limit	DF	Prepared	Analyzed	CAS No.	Qual
8011 GCS EDB and DBCP	Analytical Method: EPA 8011 Preparation Method: EPA 8011							
1,2-Dibromoethane (EDB)	ND	ug/L	0.020	1	03/16/08 00:00	03/18/08 20:52	106-93-4	
1-Chloro-2-bromopropane (S)	64	%	60-140	1	03/16/08 00:00	03/18/08 20:52	301-79-56	
8260 MSV Oxygenates	Analytical Method: EPA 8260							
tert-Amyl Alcohol	ND	ug/L	10000	100		03/14/08 12:30	75-85-4	
tert-Amylmethyl ether	ND	ug/L	1000	100		03/14/08 12:30	994-05-8	
Benzene	**1490**	ug/L	500	100		03/14/08 12:30	71-43-2	
3,3-Dimethyl-1-Butanol	ND	ug/L	10000	100		03/14/08 12:30	624-95-3	
tert-Butyl Alcohol	ND	ug/L	10000	100		03/14/08 12:30	75-65-0	
tert-Butyl Formate	ND	ug/L	5000	100		03/14/08 12:30	762-75-4	
Diisopropyl ether	ND	ug/L	500	100		03/14/08 12:30	108-20-3	
Ethanol	ND	ug/L	20000	100		03/14/08 12:30	64-17-5	
Ethylbenzene	**1880**	ug/L	500	100		03/14/08 12:30	100-41-4	
Ethyl-tert-butyl ether	ND	ug/L	1000	100		03/14/08 12:30	637-92-3	
Methyl-tert-butyl ether	ND	ug/L	500	100		03/14/08 12:30	1634-04-4	
Naphthalene	**803**	ug/L	500	100		03/14/08 12:30	91-20-3	
Toluene	**14500**	ug/L	500	100		03/14/08 12:30	108-88-3	
Xylene (Total)	**8250**	ug/L	1000	100		03/14/08 12:30	1330-20-7	
m&p-Xylene	**5150**	ug/L	1000	100		03/14/08 12:30	1330-20-7	
o-Xylene	**3100**	ug/L	500	100		03/14/08 12:30	95-47-6	
Dibromofluoromethane (S)	97	%	85-115	100		03/14/08 12:30	1868-53-7	
Toluene-d8 (S)	99	%	70-120	100		03/14/08 12:30	2037-26-5	
4-Bromofluorobenzene (S)	100	%	87-109	100		03/14/08 12:30	460-00-4	
1,2-Dichloroethane-d4 (S)	101	%	79-120	100		03/14/08 12:30	17060-07-0	

This report shall not be reproduced, except in full,
without the written consent of Pace Analytical Services, Inc..

ACCREDITED IN ACCORDANCE WITH nelac

Pace Analytical
www.pacelabs.com

Pace Analytical Services, Inc.
2225 Riverside Dr.
Asheville, NC 28804
(828)254-7176

Pace Analytical Services, Inc.
9800 Kincey Ave. Suite 100
Huntersville, NC 28078
(704)875-9092

ANALYTICAL RESULTS

Project: CLOUD'S CHEVRON 1777
Pace Project No.: 9215089

Sample: MW-35 **Lab ID: 9215089018** Collected: 03/06/08 08:25 Received: 03/10/08 20:30 Matrix: Water

Parameters	Results	Units	Report Limit	DF	Prepared	Analyzed	CAS No.	Qual
8011 GCS EDB and DBCP	Analytical Method: EPA 8011 Preparation Method: EPA 8011							
1,2-Dibromoethane (EDB)	**0.91**	ug/L	0.10	5	03/16/08 00:00	03/24/08 16:47	106-93-4	
1-Chloro-2-bromopropane (S)	0	%	60-140	5	03/16/08 00:00	03/24/08 16:47	301-79-56	S4
8260 MSV Oxygenates	Analytical Method: EPA 8260							
tert-Amyl Alcohol	**19800**	ug/L	10000	100		03/15/08 18:09	75-85-4	
tert-Amylmethyl ether	ND	ug/L	1000	100		03/15/08 18:09	994-05-8	
Benzene	**14500**	ug/L	500	100		03/15/08 18:09	71-43-2	
3,3-Dimethyl-1-Butanol	ND	ug/L	10000	100		03/15/08 18:09	624-95-3	
tert-Butyl Alcohol	ND	ug/L	10000	100		03/15/08 18:09	75-65-0	
tert-Butyl Formate	ND	ug/L	5000	100		03/15/08 18:09	762-75-4	
Diisopropyl ether	**2030**	ug/L	500	100		03/15/08 18:09	108-20-3	
Ethanol	ND	ug/L	20000	100		03/15/08 18:09	64-17-5	
Ethylbenzene	**2180**	ug/L	500	100		03/15/08 18:09	100-41-4	
Ethyl-tert-butyl ether	ND	ug/L	1000	100		03/15/08 18:09	637-92-3	
Methyl-tert-butyl ether	**2500**	ug/L	500	100		03/15/08 18:09	1634-04-4	
Naphthalene	**1260**	ug/L	500	100		03/15/08 18:09	91-20-3	
Toluene	**18200**	ug/L	500	100		03/15/08 18:09	108-88-3	
Xylene (Total)	**15100**	ug/L	1000	100		03/15/08 18:09	1330-20-7	
m&p-Xylene	**10200**	ug/L	1000	100		03/15/08 18:09	1330-20-7	
o-Xylene	**4850**	ug/L	500	100		03/15/08 18:09	95-47-6	
Dibromofluoromethane (S)	99	%	85-115	100		03/15/08 18:09	1868-53-7	
Toluene-d8 (S)	102	%	70-120	100		03/15/08 18:09	2037-26-5	
4-Bromofluorobenzene (S)	100	%	87-109	100		03/15/08 18:09	460-00-4	
1,2-Dichloroethane-d4 (S)	101	%	79-120	100		03/15/08 18:09	17060-07-0	

This report shall not be reproduced, except in full,
without the written consent of Pace Analytical Services, Inc..

ACCREDITED IN ACCORDANCE WITH nelac

Pace Analytical®
www.pacelabs.com

Pace Analytical Services, Inc.
2225 Riverside Dr.
Asheville, NC 28804
(828)254-7176

Pace Analytical Services, Inc.
9800 Kincey Ave. Suite 100
Huntersville, NC 28078
(704)875-9092

ANALYTICAL RESULTS

Project: CLOUD'S CHEVRON 1777
Pace Project No.: 9215089

Sample: MW-36 **Lab ID: 9215089019** Collected: 03/03/08 16:18 Received: 03/10/08 20:30 Matrix: Water

Parameters	Results	Units	Report Limit	DF	Prepared	Analyzed	CAS No.	Qual
8011 GCS EDB and DBCP	Analytical Method: EPA 8011 Preparation Method: EPA 8011							
1,2-Dibromoethane (EDB)	ND	ug/L	0.020	1	03/16/08 00:00	03/18/08 21:23	106-93-4	
1-Chloro-2-bromopropane (S)	77	%	60-140	1	03/16/08 00:00	03/18/08 21:23	301-79-56	
8260 MSV Oxygenates	Analytical Method: EPA 8260							
tert-Amyl Alcohol	ND	ug/L	2000	20		03/14/08 23:03	75-85-4	
tert-Amylmethyl ether	ND	ug/L	200	20		03/14/08 23:03	994-05-8	
Benzene	ND	ug/L	100	20		03/14/08 23:03	71-43-2	
3,3-Dimethyl-1-Butanol	ND	ug/L	2000	20		03/14/08 23:03	624-95-3	
tert-Butyl Alcohol	ND	ug/L	2000	20		03/14/08 23:03	75-65-0	
tert-Butyl Formate	ND	ug/L	1000	20		03/14/08 23:03	762-75-4	
Diisopropyl ether	ND	ug/L	100	20		03/14/08 23:03	108-20-3	
Ethanol	ND	ug/L	4000	20		03/14/08 23:03	64-17-5	
Ethylbenzene	**273**	ug/L	100	20		03/14/08 23:03	100-41-4	
Ethyl-tert-butyl ether	ND	ug/L	200	20		03/14/08 23:03	637-92-3	
Methyl-tert-butyl ether	ND	ug/L	100	20		03/14/08 23:03	1634-04-4	
Naphthalene	ND	ug/L	100	20		03/14/08 23:03	91-20-3	
Toluene	ND	ug/L	100	20		03/14/08 23:03	108-88-3	
Xylene (Total)	**247**	ug/L	200	20		03/14/08 23:03	1330-20-7	
m&p-Xylene	**209**	ug/L	200	20		03/14/08 23:03	1330-20-7	
o-Xylene	ND	ug/L	100	20		03/14/08 23:03	95-47-6	
Dibromofluoromethane (S)	96	%	85-115	20		03/14/08 23:03	1868-53-7	
Toluene-d8 (S)	100	%	70-120	20		03/14/08 23:03	2037-26-5	
4-Bromofluorobenzene (S)	100	%	87-109	20		03/14/08 23:03	460-00-4	
1,2-Dichloroethane-d4 (S)	99	%	79-120	20		03/14/08 23:03	17060-07-0	

This report shall not be reproduced, except in full,
without the written consent of Pace Analytical Services, Inc..

ACCREDITED IN ACCORDANCE WITH nelac

Pace Analytical®
www.pacelabs.com

Pace Analytical Services, Inc.
2225 Riverside Dr.
Asheville, NC 28804
(828)254-7176

Pace Analytical Services, Inc.
9800 Kincey Ave. Suite 100
Huntersville, NC 28078
(704)875-9092

ANALYTICAL RESULTS

Project: CLOUD'S CHEVRON 1777
Pace Project No.: 9215089

Sample: MW-37 **Lab ID: 9215089020** Collected: 03/06/08 08:30 Received: 03/10/08 20:30 Matrix: Water

Parameters	Results	Units	Report Limit	DF	Prepared	Analyzed	CAS No.	Qual
8011 GCS EDB and DBCP	Analytical Method: EPA 8011 Preparation Method: EPA 8011							
1,2-Dibromoethane (EDB)	ND	ug/L	0.020	1	03/16/08 00:00	03/18/08 21:39	106-93-4	
1-Chloro-2-bromopropane (S)	61	%	60-140	1	03/16/08 00:00	03/18/08 21:39	301-79-56	
8260 MSV Oxygenates	Analytical Method: EPA 8260							
tert-Amyl Alcohol	ND	ug/L	5000	50		03/19/08 22:23	75-85-4	
tert-Amylmethyl ether	ND	ug/L	500	50		03/19/08 22:23	994-05-8	
Benzene	**519**	ug/L	250	50		03/19/08 22:23	71-43-2	
3,3-Dimethyl-1-Butanol	ND	ug/L	5000	50		03/19/08 22:23	624-95-3	
tert-Butyl Alcohol	ND	ug/L	5000	50		03/19/08 22:23	75-65-0	
tert-Butyl Formate	ND	ug/L	2500	50		03/19/08 22:23	762-75-4	
Diisopropyl ether	ND	ug/L	250	50		03/19/08 22:23	108-20-3	
Ethanol	ND	ug/L	10000	50		03/19/08 22:23	64-17-5	
Ethylbenzene	**1380**	ug/L	250	50		03/19/08 22:23	100-41-4	
Ethyl-tert-butyl ether	ND	ug/L	500	50		03/19/08 22:23	637-92-3	
Methyl-tert-butyl ether	ND	ug/L	250	50		03/19/08 22:23	1634-04-4	
Naphthalene	**502**	ug/L	250	50		03/19/08 22:23	91-20-3	
Toluene	**625**	ug/L	250	50		03/19/08 22:23	108-88-3	
Xylene (Total)	**673**	ug/L	500	50		03/19/08 22:23	1330-20-7	
m&p-Xylene	ND	ug/L	500	50		03/19/08 22:23	1330-20-7	
o-Xylene	ND	ug/L	250	50		03/19/08 22:23	95-47-6	
Dibromofluoromethane (S)	105	%	85-115	50		03/19/08 22:23	1868-53-7	
Toluene-d8 (S)	100	%	70-120	50		03/19/08 22:23	2037-26-5	
4-Bromofluorobenzene (S)	99	%	87-109	50		03/19/08 22:23	460-00-4	
1,2-Dichloroethane-d4 (S)	105	%	79-120	50		03/19/08 22:23	17060-07-0	

This report shall not be reproduced, except in full,
without the written consent of Pace Analytical Services, Inc..

ACCREDITED IN ACCORDANCE WITH nelac

Pace Analytical
www.pacelabs.com

Pace Analytical Services, Inc.
2225 Riverside Dr.
Asheville, NC 28804
(828)254-7176

Pace Analytical Services, Inc.
9800 Kincey Ave. Suite 100
Huntersville, NC 28078
(704)875-9092

ANALYTICAL RESULTS

Project: CLOUD'S CHEVRON 1777
Pace Project No.: 9215089

Sample: MW-38 **Lab ID: 9215089021** Collected: 03/06/08 09:21 Received: 03/10/08 20:30 Matrix: Water

Parameters	Results	Units	Report Limit	DF	Prepared	Analyzed	CAS No.	Qual
8011 GCS EDB and DBCP	Analytical Method: EPA 8011 Preparation Method: EPA 8011							
1,2-Dibromoethane (EDB)	ND	ug/L	0.020	1	03/16/08 00:00	03/18/08 21:55	106-93-4	
1-Chloro-2-bromopropane (S)	79	%	60-140	1	03/16/08 00:00	03/18/08 21:55	301-79-56	
8260 MSV Oxygenates	Analytical Method: EPA 8260							
tert-Amyl Alcohol	ND	ug/L	100	1		03/13/08 00:28	75-85-4	
tert-Amylmethyl ether	ND	ug/L	10.0	1		03/13/08 00:28	994-05-8	
Benzene	ND	ug/L	5.0	1		03/13/08 00:28	71-43-2	
3,3-Dimethyl-1-Butanol	ND	ug/L	100	1		03/13/08 00:28	624-95-3	
tert-Butyl Alcohol	ND	ug/L	100	1		03/13/08 00:28	75-65-0	
tert-Butyl Formate	ND	ug/L	50.0	1		03/13/08 00:28	762-75-4	
Diisopropyl ether	ND	ug/L	5.0	1		03/13/08 00:28	108-20-3	
Ethanol	ND	ug/L	200	1		03/13/08 00:28	64-17-5	
Ethylbenzene	**7.4**	ug/L	5.0	1		03/13/08 00:28	100-41-4	
Ethyl-tert-butyl ether	ND	ug/L	10.0	1		03/13/08 00:28	637-92-3	
Methyl-tert-butyl ether	ND	ug/L	5.0	1		03/13/08 00:28	1634-04-4	
Naphthalene	**11.6**	ug/L	5.0	1		03/13/08 00:28	91-20-3	
Toluene	**22.9**	ug/L	5.0	1		03/13/08 00:28	108-88-3	
Xylene (Total)	**44.3**	ug/L	10.0	1		03/13/08 00:28	1330-20-7	
m&p-Xylene	**29.1**	ug/L	10.0	1		03/13/08 00:28	1330-20-7	
o-Xylene	**15.2**	ug/L	5.0	1		03/13/08 00:28	95-47-6	
Dibromofluoromethane (S)	96	%	85-115	1		03/13/08 00:28	1868-53-7	
Toluene-d8 (S)	96	%	70-120	1		03/13/08 00:28	2037-26-5	
4-Bromofluorobenzene (S)	103	%	87-109	1		03/13/08 00:28	460-00-4	
1,2-Dichloroethane-d4 (S)	89	%	79-120	1		03/13/08 00:28	17060-07-0	

This report shall not be reproduced, except in full,
without the written consent of Pace Analytical Services, Inc..

ACCREDITED IN ACCORDANCE WITH nelac

Pace Analytical®
www.pacelabs.com

Pace Analytical Services, Inc.
2225 Riverside Dr.
Asheville, NC 28804
(828)254-7176

Pace Analytical Services, Inc.
9800 Kincey Ave. Suite 100
Huntersville, NC 28078
(704)875-9092

ANALYTICAL RESULTS

Project: CLOUD'S CHEVRON 1777
Pace Project No.: 9215089

Sample: MW-39 **Lab ID: 9215089022** Collected: 03/06/08 10:25 Received: 03/10/08 20:30 Matrix: Water

Parameters	Results	Units	Report Limit	DF	Prepared	Analyzed	CAS No.	Qual
8011 GCS EDB and DBCP	Analytical Method: EPA 8011 Preparation Method: EPA 8011							
1,2-Dibromoethane (EDB)	ND	ug/L	0.020	1	03/16/08 00:00	03/18/08 22:43	106-93-4	
1-Chloro-2-bromopropane (S)	63	%	60-140	1	03/16/08 00:00	03/18/08 22:43	301-79-56	
8260 MSV Oxygenates	Analytical Method: EPA 8260							
tert-Amyl Alcohol	**14000**	ug/L	10000	100		03/16/08 18:08	75-85-4	
tert-Amylmethyl ether	ND	ug/L	1000	100		03/16/08 18:08	994-05-8	
Benzene	**515**	ug/L	500	100		03/16/08 18:08	71-43-2	
3,3-Dimethyl-1-Butanol	ND	ug/L	10000	100		03/16/08 18:08	624-95-3	
tert-Butyl Alcohol	ND	ug/L	10000	100		03/16/08 18:08	75-65-0	
tert-Butyl Formate	ND	ug/L	5000	100		03/16/08 18:08	762-75-4	
Diisopropyl ether	ND	ug/L	500	100		03/16/08 18:08	108-20-3	
Ethanol	ND	ug/L	20000	100		03/16/08 18:08	64-17-5	
Ethylbenzene	**1980**	ug/L	500	100		03/16/08 18:08	100-41-4	
Ethyl-tert-butyl ether	ND	ug/L	1000	100		03/16/08 18:08	637-92-3	
Methyl-tert-butyl ether	ND	ug/L	500	100		03/16/08 18:08	1634-04-4	
Naphthalene	**1140**	ug/L	500	100		03/16/08 18:08	91-20-3	
Toluene	**10200**	ug/L	500	100		03/16/08 18:08	108-88-3	
Xylene (Total)	**12500**	ug/L	1000	100		03/16/08 18:08	1330-20-7	
m&p-Xylene	**8540**	ug/L	1000	100		03/16/08 18:08	1330-20-7	
o-Xylene	**3980**	ug/L	500	100		03/16/08 18:08	95-47-6	
Dibromofluoromethane (S)	102	%	85-115	100		03/16/08 18:08	1868-53-7	
Toluene-d8 (S)	103	%	70-120	100		03/16/08 18:08	2037-26-5	
4-Bromofluorobenzene (S)	98	%	87-109	100		03/16/08 18:08	460-00-4	
1,2-Dichloroethane-d4 (S)	108	%	79-120	100		03/16/08 18:08	17060-07-0	

This report shall not be reproduced, except in full,
without the written consent of Pace Analytical Services, Inc..

ACCREDITED IN ACCORDANCE WITH nelac

Pace Analytical
www.pacelabs.com

Pace Analytical Services, Inc.
2225 Riverside Dr.
Asheville, NC 28804
(828)254-7176

Pace Analytical Services, Inc.
9800 Kincey Ave. Suite 100
Huntersville, NC 28078
(704)875-9092

ANALYTICAL RESULTS

Project: CLOUD'S CHEVRON 1777
Pace Project No.: 9215089

Sample: MW-41 **Lab ID: 9215089023** Collected: 03/06/08 10:51 Received: 03/10/08 20:30 Matrix: Water

Parameters	Results	Units	Report Limit	DF	Prepared	Analyzed	CAS No.	Qual
8011 GCS EDB and DBCP	Analytical Method: EPA 8011 Preparation Method: EPA 8011							
1,2-Dibromoethane (EDB)	ND	ug/L	0.020	1	03/16/08 00:00	03/18/08 22:58	106-93-4	
1-Chloro-2-bromopropane (S)	75	%	60-140	1	03/16/08 00:00	03/18/08 22:58	301-79-56	
8260 MSV Oxygenates	Analytical Method: EPA 8260							
tert-Amyl Alcohol	ND	ug/L	5000	50		03/18/08 14:06	75-85-4	
tert-Amylmethyl ether	ND	ug/L	500	50		03/18/08 14:06	994-05-8	
Benzene	**809**	ug/L	250	50		03/18/08 14:06	71-43-2	
3,3-Dimethyl-1-Butanol	ND	ug/L	5000	50		03/18/08 14:06	624-95-3	
tert-Butyl Alcohol	ND	ug/L	5000	50		03/18/08 14:06	75-65-0	
tert-Butyl Formate	ND	ug/L	2500	50		03/18/08 14:06	762-75-4	
Diisopropyl ether	ND	ug/L	250	50		03/18/08 14:06	108-20-3	
Ethanol	ND	ug/L	10000	50		03/18/08 14:06	64-17-5	
Ethylbenzene	**1380**	ug/L	250	50		03/18/08 14:06	100-41-4	
Ethyl-tert-butyl ether	ND	ug/L	500	50		03/18/08 14:06	637-92-3	
Methyl-tert-butyl ether	**20.7**	ug/L	5.0	1		03/17/08 19:07	1634-04-4	
Naphthalene	**483**	ug/L	250	50		03/18/08 14:06	91-20-3	
Toluene	**1620**	ug/L	250	50		03/18/08 14:06	108-88-3	
Xylene (Total)	**1900**	ug/L	500	50		03/18/08 14:06	1330-20-7	
m&p-Xylene	**1320**	ug/L	500	50		03/18/08 14:06	1330-20-7	
o-Xylene	**575**	ug/L	250	50		03/18/08 14:06	95-47-6	
Dibromofluoromethane (S)	98	%	85-115	1		03/17/08 19:07	1868-53-7	
Toluene-d8 (S)	104	%	70-120	1		03/17/08 19:07	2037-26-5	
4-Bromofluorobenzene (S)	109	%	87-109	1		03/17/08 19:07	460-00-4	
1,2-Dichloroethane-d4 (S)	106	%	79-120	1		03/17/08 19:07	17060-07-0	

This report shall not be reproduced, except in full,
without the written consent of Pace Analytical Services, Inc..

ACCREDITED IN ACCORDANCE WITH nelac

Pace Analytical
www.pacelabs.com

Pace Analytical Services, Inc.
2225 Riverside Dr.
Asheville, NC 28804
(828)254-7176

Pace Analytical Services, Inc.
9800 Kincey Ave. Suite 100
Huntersville, NC 28078
(704)875-9092

ANALYTICAL RESULTS

Project: CLOUD'S CHEVRON 1777
Pace Project No.: 9215089

Sample: MW-42 **Lab ID: 9215089024** Collected: 03/06/08 10:03 Received: 03/10/08 20:30 Matrix: Water

Parameters	Results	Units	Report Limit	DF	Prepared	Analyzed	CAS No.	Qual
8011 GCS EDB and DBCP	Analytical Method: EPA 8011 Preparation Method: EPA 8011							
1,2-Dibromoethane (EDB)	ND	ug/L	0.020	1	03/16/08 00:00	03/18/08 23:14	106-93-4	
1-Chloro-2-bromopropane (S)	97	%	60-140	1	03/16/08 00:00	03/18/08 23:14	301-79-56	
8260 MSV Oxygenates	Analytical Method: EPA 8260							
tert-Amyl Alcohol	**284**	ug/L	200	2		03/16/08 07:08	75-85-4	
tert-Amylmethyl ether	ND	ug/L	20.0	2		03/16/08 07:08	994-05-8	
Benzene	ND	ug/L	10.0	2		03/16/08 07:08	71-43-2	
3,3-Dimethyl-1-Butanol	ND	ug/L	200	2		03/16/08 07:08	624-95-3	
tert-Butyl Alcohol	ND	ug/L	200	2		03/16/08 07:08	75-65-0	
tert-Butyl Formate	ND	ug/L	100	2		03/16/08 07:08	762-75-4	
Diisopropyl ether	ND	ug/L	10.0	2		03/16/08 07:08	108-20-3	
Ethanol	ND	ug/L	400	2		03/16/08 07:08	64-17-5	
Ethylbenzene	**185**	ug/L	10.0	2		03/16/08 07:08	100-41-4	
Ethyl-tert-butyl ether	ND	ug/L	20.0	2		03/16/08 07:08	637-92-3	
Methyl-tert-butyl ether	ND	ug/L	10.0	2		03/16/08 07:08	1634-04-4	
Naphthalene	**154**	ug/L	10.0	2		03/16/08 07:08	91-20-3	
Toluene	**91.8**	ug/L	10.0	2		03/16/08 07:08	108-88-3	
Xylene (Total)	**565**	ug/L	20.0	2		03/16/08 07:08	1330-20-7	
m&p-Xylene	**282**	ug/L	20.0	2		03/16/08 07:08	1330-20-7	
o-Xylene	**284**	ug/L	10.0	2		03/16/08 07:08	95-47-6	
Dibromofluoromethane (S)	96	%	85-115	2		03/16/08 07:08	1868-53-7	
Toluene-d8 (S)	95	%	70-120	2		03/16/08 07:08	2037-26-5	
4-Bromofluorobenzene (S)	98	%	87-109	2		03/16/08 07:08	460-00-4	
1,2-Dichloroethane-d4 (S)	98	%	79-120	2		03/16/08 07:08	17060-07-0	

This report shall not be reproduced, except in full,
without the written consent of Pace Analytical Services, Inc..

ACCREDITED IN ACCORDANCE WITH nelac

Pace Analytical
www.pacelabs.com

Pace Analytical Services, Inc.
2225 Riverside Dr.
Asheville, NC 28804
(828)254-7176

Pace Analytical Services, Inc.
9800 Kincey Ave. Suite 100
Huntersville, NC 28078
(704)875-9092

ANALYTICAL RESULTS

Project: CLOUD'S CHEVRON 1777
Pace Project No.: 9215089

Sample: MW-43 **Lab ID: 9215089025** Collected: 03/06/08 13:56 Received: 03/10/08 20:30 Matrix: Water

Parameters	Results	Units	Report Limit	DF	Prepared	Analyzed	CAS No.	Qual
8011 GCS EDB and DBCP	Analytical Method: EPA 8011 Preparation Method: EPA 8011							
1,2-Dibromoethane (EDB)	ND	ug/L	0.020	1	03/16/08 00:00	03/18/08 23:30	106-93-4	
1-Chloro-2-bromopropane (S)	89	%	60-140	1	03/16/08 00:00	03/18/08 23:30	301-79-56	
8260 MSV Oxygenates	Analytical Method: EPA 8260							
tert-Amyl Alcohol	ND	ug/L	100	1		03/13/08 00:45	75-85-4	
tert-Amylmethyl ether	ND	ug/L	10.0	1		03/13/08 00:45	994-05-8	
Benzene	ND	ug/L	5.0	1		03/13/08 00:45	71-43-2	
3,3-Dimethyl-1-Butanol	ND	ug/L	100	1		03/13/08 00:45	624-95-3	
tert-Butyl Alcohol	ND	ug/L	100	1		03/13/08 00:45	75-65-0	
tert-Butyl Formate	ND	ug/L	50.0	1		03/13/08 00:45	762-75-4	
Diisopropyl ether	ND	ug/L	5.0	1		03/13/08 00:45	108-20-3	
Ethanol	ND	ug/L	200	1		03/13/08 00:45	64-17-5	
Ethylbenzene	ND	ug/L	5.0	1		03/13/08 00:45	100-41-4	
Ethyl-tert-butyl ether	ND	ug/L	10.0	1		03/13/08 00:45	637-92-3	
Methyl-tert-butyl ether	ND	ug/L	5.0	1		03/13/08 00:45	1634-04-4	
Naphthalene	ND	ug/L	5.0	1		03/13/08 00:45	91-20-3	
Toluene	ND	ug/L	5.0	1		03/13/08 00:45	108-88-3	
Xylene (Total)	ND	ug/L	10.0	1		03/13/08 00:45	1330-20-7	
m&p-Xylene	ND	ug/L	10.0	1		03/13/08 00:45	1330-20-7	
o-Xylene	ND	ug/L	5.0	1		03/13/08 00:45	95-47-6	
Dibromofluoromethane (S)	94	%	85-115	1		03/13/08 00:45	1868-53-7	
Toluene-d8 (S)	96	%	70-120	1		03/13/08 00:45	2037-26-5	
4-Bromofluorobenzene (S)	105	%	87-109	1		03/13/08 00:45	460-00-4	
1,2-Dichloroethane-d4 (S)	86	%	79-120	1		03/13/08 00:45	17060-07-0	

This report shall not be reproduced, except in full,
without the written consent of Pace Analytical Services, Inc..

ACCREDITED IN ACCORDANCE WITH nelac

Pace Analytical®
www.pacelabs.com

Pace Analytical Services, Inc.
2225 Riverside Dr.
Asheville, NC 28804
(828)254-7176

Pace Analytical Services, Inc.
9800 Kincey Ave. Suite 100
Huntersville, NC 28078
(704)875-9092

ANALYTICAL RESULTS

Project: CLOUD'S CHEVRON 1777
Pace Project No.: 9215089

Sample: MW-44 **Lab ID: 9215089026** Collected: 03/06/08 14:06 Received: 03/10/08 20:30 Matrix: Water

Parameters	Results	Units	Report Limit	DF	Prepared	Analyzed	CAS No.	Qual
8011 GCS EDB and DBCP	Analytical Method: EPA 8011 Preparation Method: EPA 8011							
1,2-Dibromoethane (EDB)	ND	ug/L	0.020	1	03/16/08 00:00	03/18/08 23:46	106-93-4	
1-Chloro-2-bromopropane (S)	95	%	60-140	1	03/16/08 00:00	03/18/08 23:46	301-79-56	
8260 MSV Oxygenates	Analytical Method: EPA 8260							
tert-Amyl Alcohol	ND	ug/L	100	1		03/13/08 01:01	75-85-4	
tert-Amylmethyl ether	ND	ug/L	10.0	1		03/13/08 01:01	994-05-8	
Benzene	ND	ug/L	5.0	1		03/13/08 01:01	71-43-2	
3,3-Dimethyl-1-Butanol	ND	ug/L	100	1		03/13/08 01:01	624-95-3	
tert-Butyl Alcohol	ND	ug/L	100	1		03/13/08 01:01	75-65-0	
tert-Butyl Formate	ND	ug/L	50.0	1		03/13/08 01:01	762-75-4	
Diisopropyl ether	ND	ug/L	5.0	1		03/13/08 01:01	108-20-3	
Ethanol	ND	ug/L	200	1		03/13/08 01:01	64-17-5	
Ethylbenzene	ND	ug/L	5.0	1		03/13/08 01:01	100-41-4	
Ethyl-tert-butyl ether	ND	ug/L	10.0	1		03/13/08 01:01	637-92-3	
Methyl-tert-butyl ether	ND	ug/L	5.0	1		03/13/08 01:01	1634-04-4	
Naphthalene	ND	ug/L	5.0	1		03/13/08 01:01	91-20-3	
Toluene	ND	ug/L	5.0	1		03/13/08 01:01	108-88-3	
Xylene (Total)	ND	ug/L	10.0	1		03/13/08 01:01	1330-20-7	
m&p-Xylene	ND	ug/L	10.0	1		03/13/08 01:01	1330-20-7	
o-Xylene	ND	ug/L	5.0	1		03/13/08 01:01	95-47-6	
Dibromofluoromethane (S)	95	%	85-115	1		03/13/08 01:01	1868-53-7	
Toluene-d8 (S)	94	%	70-120	1		03/13/08 01:01	2037-26-5	
4-Bromofluorobenzene (S)	104	%	87-109	1		03/13/08 01:01	460-00-4	
1,2-Dichloroethane-d4 (S)	89	%	79-120	1		03/13/08 01:01	17060-07-0	

This report shall not be reproduced, except in full,
without the written consent of Pace Analytical Services, Inc..

ACCREDITED IN ACCORDANCE WITH nelac

Pace Analytical
www.pacelabs.com

Pace Analytical Services, Inc.
2225 Riverside Dr.
Asheville, NC 28804
(828)254-7176

Pace Analytical Services, Inc.
9800 Kincey Ave. Suite 100
Huntersville, NC 28078
(704)875-9092

ANALYTICAL RESULTS

Project: CLOUD'S CHEVRON 1777
Pace Project No.: 9215089

Sample: MW-45 **Lab ID: 9215089027** Collected: 03/06/08 14:20 Received: 03/10/08 20:30 Matrix: Water

Parameters	Results	Units	Report Limit	DF	Prepared	Analyzed	CAS No.	Qual
8011 GCS EDB and DBCP	Analytical Method: EPA 8011 Preparation Method: EPA 8011							
1,2-Dibromoethane (EDB)	ND	ug/L	0.020	1	03/16/08 00:00	03/19/08 00:02	106-93-4	
1-Chloro-2-bromopropane (S)	61	%	60-140	1	03/16/08 00:00	03/19/08 00:02	301-79-56	
8260 MSV Oxygenates	Analytical Method: EPA 8260							
tert-Amyl Alcohol	ND	ug/L	100	1		03/13/08 01:17	75-85-4	
tert-Amylmethyl ether	ND	ug/L	10.0	1		03/13/08 01:17	994-05-8	
Benzene	ND	ug/L	5.0	1		03/13/08 01:17	71-43-2	
3,3-Dimethyl-1-Butanol	ND	ug/L	100	1		03/13/08 01:17	624-95-3	
tert-Butyl Alcohol	ND	ug/L	100	1		03/13/08 01:17	75-65-0	
tert-Butyl Formate	ND	ug/L	50.0	1		03/13/08 01:17	762-75-4	
Diisopropyl ether	ND	ug/L	5.0	1		03/13/08 01:17	108-20-3	
Ethanol	ND	ug/L	200	1		03/13/08 01:17	64-17-5	
Ethylbenzene	ND	ug/L	5.0	1		03/13/08 01:17	100-41-4	
Ethyl-tert-butyl ether	ND	ug/L	10.0	1		03/13/08 01:17	637-92-3	
Methyl-tert-butyl ether	ND	ug/L	5.0	1		03/13/08 01:17	1634-04-4	
Naphthalene	ND	ug/L	5.0	1		03/13/08 01:17	91-20-3	
Toluene	ND	ug/L	5.0	1		03/13/08 01:17	108-88-3	
Xylene (Total)	ND	ug/L	10.0	1		03/13/08 01:17	1330-20-7	
m&p-Xylene	ND	ug/L	10.0	1		03/13/08 01:17	1330-20-7	
o-Xylene	ND	ug/L	5.0	1		03/13/08 01:17	95-47-6	
Dibromofluoromethane (S)	95	%	85-115	1		03/13/08 01:17	1868-53-7	
Toluene-d8 (S)	97	%	70-120	1		03/13/08 01:17	2037-26-5	
4-Bromofluorobenzene (S)	101	%	87-109	1		03/13/08 01:17	460-00-4	
1,2-Dichloroethane-d4 (S)	90	%	79-120	1		03/13/08 01:17	17060-07-0	

This report shall not be reproduced, except in full,
without the written consent of Pace Analytical Services, Inc..

ACCREDITED IN ACCORDANCE WITH nelac

Pace Analytical
www.pacelabs.com

Pace Analytical Services, Inc.
2225 Riverside Dr.
Asheville, NC 28804
(828)254-7176

Pace Analytical Services, Inc.
9800 Kincey Ave. Suite 100
Huntersville, NC 28078
(704)875-9092

ANALYTICAL RESULTS

Project: CLOUD'S CHEVRON 1777
Pace Project No.: 9215089

Sample: MW-46 **Lab ID: 9215089028** Collected: 03/06/08 14:33 Received: 03/10/08 20:30 Matrix: Water

Parameters	Results	Units	Report Limit	DF	Prepared	Analyzed	CAS No.	Qual
8011 GCS EDB and DBCP	Analytical Method: EPA 8011 Preparation Method: EPA 8011							
1,2-Dibromoethane (EDB)	ND	ug/L	0.020	1	03/16/08 00:00	03/19/08 00:18	106-93-4	
1-Chloro-2-bromopropane (S)	78	%	60-140	1	03/16/08 00:00	03/19/08 00:18	301-79-56	
8260 MSV Oxygenates	Analytical Method: EPA 8260							
tert-Amyl Alcohol	ND	ug/L	100	1		03/13/08 14:29	75-85-4	
tert-Amylmethyl ether	ND	ug/L	10.0	1		03/13/08 14:29	994-05-8	
Benzene	ND	ug/L	5.0	1		03/13/08 14:29	71-43-2	
3,3-Dimethyl-1-Butanol	ND	ug/L	100	1		03/13/08 14:29	624-95-3	
tert-Butyl Alcohol	ND	ug/L	100	1		03/13/08 14:29	75-65-0	
tert-Butyl Formate	ND	ug/L	50.0	1		03/13/08 14:29	762-75-4	
Diisopropyl ether	ND	ug/L	5.0	1		03/13/08 14:29	108-20-3	
Ethanol	ND	ug/L	200	1		03/13/08 14:29	64-17-5	
Ethylbenzene	ND	ug/L	5.0	1		03/13/08 14:29	100-41-4	
Ethyl-tert-butyl ether	ND	ug/L	10.0	1		03/13/08 14:29	637-92-3	
Methyl-tert-butyl ether	ND	ug/L	5.0	1		03/13/08 14:29	1634-04-4	
Naphthalene	ND	ug/L	5.0	1		03/13/08 14:29	91-20-3	
Toluene	ND	ug/L	5.0	1		03/13/08 14:29	108-88-3	
Xylene (Total)	ND	ug/L	10.0	1		03/13/08 14:29	1330-20-7	
m&p-Xylene	ND	ug/L	10.0	1		03/13/08 14:29	1330-20-7	
o-Xylene	ND	ug/L	5.0	1		03/13/08 14:29	95-47-6	
Dibromofluoromethane (S)	96	%	85-115	1		03/13/08 14:29	1868-53-7	
Toluene-d8 (S)	93	%	70-120	1		03/13/08 14:29	2037-26-5	
4-Bromofluorobenzene (S)	106	%	87-109	1		03/13/08 14:29	460-00-4	
1,2-Dichloroethane-d4 (S)	93	%	79-120	1		03/13/08 14:29	17060-07-0	

This report shall not be reproduced, except in full,
without the written consent of Pace Analytical Services, Inc..

ACCREDITED IN ACCORDANCE WITH nelac

Pace Analytical®
www.pacelabs.com

Pace Analytical Services, Inc.
2225 Riverside Dr.
Asheville, NC 28804
(828)254-7176

Pace Analytical Services, Inc.
9800 Kincey Ave. Suite 100
Huntersville, NC 28078
(704)875-9092

ANALYTICAL RESULTS

Project: CLOUD'S CHEVRON 1777
Pace Project No.: 9215089

Sample: MW-47 **Lab ID: 9215089029** Collected: 03/06/08 14:44 Received: 03/10/08 20:30 Matrix: Water

Parameters	Results	Units	Report Limit	DF	Prepared	Analyzed	CAS No.	Qual
8011 GCS EDB and DBCP	Analytical Method: EPA 8011 Preparation Method: EPA 8011							
1,2-Dibromoethane (EDB)	ND	ug/L	0.020	1	03/16/08 00:00	03/19/08 00:34	106-93-4	
1-Chloro-2-bromopropane (S)	79	%	60-140	1	03/16/08 00:00	03/19/08 00:34	301-79-56	
8260 MSV Oxygenates	Analytical Method: EPA 8260							
tert-Amyl Alcohol	ND	ug/L	100	1		03/19/08 11:44	75-85-4	
tert-Amylmethyl ether	ND	ug/L	10.0	1		03/19/08 11:44	994-05-8	
Benzene	ND	ug/L	5.0	1		03/19/08 11:44	71-43-2	
3,3-Dimethyl-1-Butanol	ND	ug/L	100	1		03/19/08 11:44	624-95-3	
tert-Butyl Alcohol	ND	ug/L	100	1		03/19/08 11:44	75-65-0	
tert-Butyl Formate	ND	ug/L	50.0	1		03/19/08 11:44	762-75-4	
Diisopropyl ether	ND	ug/L	5.0	1		03/19/08 11:44	108-20-3	
Ethanol	ND	ug/L	200	1		03/19/08 11:44	64-17-5	
Ethylbenzene	ND	ug/L	5.0	1		03/19/08 11:44	100-41-4	
Ethyl-tert-butyl ether	ND	ug/L	10.0	1		03/19/08 11:44	637-92-3	
Methyl-tert-butyl ether	ND	ug/L	5.0	1		03/19/08 11:44	1634-04-4	
Naphthalene	ND	ug/L	5.0	1		03/19/08 11:44	91-20-3	
Toluene	ND	ug/L	5.0	1		03/19/08 11:44	108-88-3	
Xylene (Total)	ND	ug/L	10.0	1		03/19/08 11:44	1330-20-7	
m&p-Xylene	ND	ug/L	10.0	1		03/19/08 11:44	1330-20-7	
o-Xylene	ND	ug/L	5.0	1		03/19/08 11:44	95-47-6	
Dibromofluoromethane (S)	103	%	85-115	1		03/19/08 11:44	1868-53-7	
Toluene-d8 (S)	100	%	70-120	1		03/19/08 11:44	2037-26-5	
4-Bromofluorobenzene (S)	91	%	87-109	1		03/19/08 11:44	460-00-4	
1,2-Dichloroethane-d4 (S)	101	%	79-120	1		03/19/08 11:44	17060-07-0	

This report shall not be reproduced, except in full,
without the written consent of Pace Analytical Services, Inc..

ACCREDITED IN ACCORDANCE WITH nelac

Pace Analytical
www.pacelabs.com

Pace Analytical Services, Inc.
2225 Riverside Dr.
Asheville, NC 28804
(828)254-7176

Pace Analytical Services, Inc.
9800 Kincey Ave. Suite 100
Huntersville, NC 28078
(704)875-9092

ANALYTICAL RESULTS

Project: CLOUD'S CHEVRON 1777
Pace Project No.: 9215089

Sample: MW-48 **Lab ID: 9215089030** Collected: 03/06/08 14:55 Received: 03/10/08 20:30 Matrix: Water

Parameters	Results	Units	Report Limit	DF	Prepared	Analyzed	CAS No.	Qual
8011 GCS EDB and DBCP	Analytical Method: EPA 8011 Preparation Method: EPA 8011							
1,2-Dibromoethane (EDB)	ND	ug/L	0.020	1	03/16/08 00:00	03/19/08 00:49	106-93-4	
1-Chloro-2-bromopropane (S)	74	%	60-140	1	03/16/08 00:00	03/19/08 00:49	301-79-56	
8260 MSV Oxygenates	Analytical Method: EPA 8260							
tert-Amyl Alcohol	ND	ug/L	100	1		03/20/08 21:12	75-85-4	
tert-Amylmethyl ether	ND	ug/L	10.0	1		03/20/08 21:12	994-05-8	
Benzene	ND	ug/L	5.0	1		03/20/08 21:12	71-43-2	
3,3-Dimethyl-1-Butanol	ND	ug/L	100	1		03/20/08 21:12	624-95-3	
tert-Butyl Alcohol	ND	ug/L	100	1		03/20/08 21:12	75-65-0	
tert-Butyl Formate	ND	ug/L	50.0	1		03/20/08 21:12	762-75-4	
Diisopropyl ether	ND	ug/L	5.0	1		03/20/08 21:12	108-20-3	
Ethanol	ND	ug/L	200	1		03/20/08 21:12	64-17-5	
Ethylbenzene	ND	ug/L	5.0	1		03/20/08 21:12	100-41-4	
Ethyl-tert-butyl ether	ND	ug/L	10.0	1		03/20/08 21:12	637-92-3	
Methyl-tert-butyl ether	ND	ug/L	5.0	1		03/20/08 21:12	1634-04-4	
Naphthalene	ND	ug/L	5.0	1		03/20/08 21:12	91-20-3	
Toluene	ND	ug/L	5.0	1		03/20/08 21:12	108-88-3	
Xylene (Total)	ND	ug/L	10.0	1		03/20/08 21:12	1330-20-7	
m&p-Xylene	ND	ug/L	10.0	1		03/20/08 21:12	1330-20-7	
o-Xylene	ND	ug/L	5.0	1		03/20/08 21:12	95-47-6	
Dibromofluoromethane (S)	100	%	85-115	1		03/20/08 21:12	1868-53-7	
Toluene-d8 (S)	99	%	70-120	1		03/20/08 21:12	2037-26-5	
4-Bromofluorobenzene (S)	97	%	87-109	1		03/20/08 21:12	460-00-4	
1,2-Dichloroethane-d4 (S)	98	%	79-120	1		03/20/08 21:12	17060-07-0	

This report shall not be reproduced, except in full,
without the written consent of Pace Analytical Services, Inc..

ACCREDITED IN ACCORDANCE WITH nelac

Pace Analytical
www.pacelabs.com

Pace Analytical Services, Inc.
2225 Riverside Dr.
Asheville, NC 28804
(828)254-7176

Pace Analytical Services, Inc.
9800 Kincey Ave. Suite 100
Huntersville, NC 28078
(704)875-9092

ANALYTICAL RESULTS

Project: CLOUD'S CHEVRON 1777
Pace Project No.: 9215089

Sample: MW-49 **Lab ID: 9215089031** Collected: 03/06/08 15:05 Received: 03/10/08 20:30 Matrix: Water

Parameters	Results	Units	Report Limit	DF	Prepared	Analyzed	CAS No.	Qual
8011 GCS EDB and DBCP	Analytical Method: EPA 8011 Preparation Method: EPA 8011							
1,2-Dibromoethane (EDB)	ND	ug/L	0.020	1	03/16/08 00:00	03/19/08 01:05	106-93-4	
1-Chloro-2-bromopropane (S)	74	%	60-140	1	03/16/08 00:00	03/19/08 01:05	301-79-56	
8260 MSV Oxygenates	Analytical Method: EPA 8260							
tert-Amyl Alcohol	ND	ug/L	100	1		03/13/08 14:45	75-85-4	
tert-Amylmethyl ether	ND	ug/L	10.0	1		03/13/08 14:45	994-05-8	
Benzene	ND	ug/L	5.0	1		03/13/08 14:45	71-43-2	
3,3-Dimethyl-1-Butanol	ND	ug/L	100	1		03/13/08 14:45	624-95-3	
tert-Butyl Alcohol	ND	ug/L	100	1		03/13/08 14:45	75-65-0	
tert-Butyl Formate	ND	ug/L	50.0	1		03/13/08 14:45	762-75-4	
Diisopropyl ether	ND	ug/L	5.0	1		03/13/08 14:45	108-20-3	
Ethanol	ND	ug/L	200	1		03/13/08 14:45	64-17-5	
Ethylbenzene	ND	ug/L	5.0	1		03/13/08 14:45	100-41-4	
Ethyl-tert-butyl ether	ND	ug/L	10.0	1		03/13/08 14:45	637-92-3	
Methyl-tert-butyl ether	ND	ug/L	5.0	1		03/13/08 14:45	1634-04-4	
Naphthalene	ND	ug/L	5.0	1		03/13/08 14:45	91-20-3	
Toluene	ND	ug/L	5.0	1		03/13/08 14:45	108-88-3	
Xylene (Total)	ND	ug/L	10.0	1		03/13/08 14:45	1330-20-7	
m&p-Xylene	ND	ug/L	10.0	1		03/13/08 14:45	1330-20-7	
o-Xylene	ND	ug/L	5.0	1		03/13/08 14:45	95-47-6	
Dibromofluoromethane (S)	92	%	85-115	1		03/13/08 14:45	1868-53-7	
Toluene-d8 (S)	95	%	70-120	1		03/13/08 14:45	2037-26-5	
4-Bromofluorobenzene (S)	108	%	87-109	1		03/13/08 14:45	460-00-4	
1,2-Dichloroethane-d4 (S)	87	%	79-120	1		03/13/08 14:45	17060-07-0	

This report shall not be reproduced, except in full,
without the written consent of Pace Analytical Services, Inc..

ACCREDITED IN ACCORDANCE WITH nelac

Pace Analytical
www.pacelabs.com

Pace Analytical Services, Inc.
2225 Riverside Dr.
Asheville, NC 28804
(828)254-7176

Pace Analytical Services, Inc.
9800 Kincey Ave. Suite 100
Huntersville, NC 28078
(704)875-9092

ANALYTICAL RESULTS

Project: CLOUD'S CHEVRON 1777
Pace Project No.: 9215089

Sample: MW-50 **Lab ID: 9215089032** Collected: 03/06/08 15:17 Received: 03/10/08 20:30 Matrix: Water

Parameters	Results	Units	Report Limit	DF	Prepared	Analyzed	CAS No.	Qual
8011 GCS EDB and DBCP	Analytical Method: EPA 8011 Preparation Method: EPA 8011							
1,2-Dibromoethane (EDB)	ND	ug/L	0.020	1	03/16/08 00:00	03/17/08 23:55	106-93-4	
1-Chloro-2-bromopropane (S)	86	%	60-140	1	03/16/08 00:00	03/17/08 23:55	301-79-56	
8260 MSV Oxygenates	Analytical Method: EPA 8260							
tert-Amyl Alcohol	ND	ug/L	100	1		03/13/08 15:01	75-85-4	
tert-Amylmethyl ether	ND	ug/L	10.0	1		03/13/08 15:01	994-05-8	
Benzene	ND	ug/L	5.0	1		03/13/08 15:01	71-43-2	
3,3-Dimethyl-1-Butanol	ND	ug/L	100	1		03/13/08 15:01	624-95-3	
tert-Butyl Alcohol	ND	ug/L	100	1		03/13/08 15:01	75-65-0	
tert-Butyl Formate	ND	ug/L	50.0	1		03/13/08 15:01	762-75-4	
Diisopropyl ether	ND	ug/L	5.0	1		03/13/08 15:01	108-20-3	
Ethanol	ND	ug/L	200	1		03/13/08 15:01	64-17-5	
Ethylbenzene	ND	ug/L	5.0	1		03/13/08 15:01	100-41-4	
Ethyl-tert-butyl ether	ND	ug/L	10.0	1		03/13/08 15:01	637-92-3	
Methyl-tert-butyl ether	ND	ug/L	5.0	1		03/13/08 15:01	1634-04-4	
Naphthalene	ND	ug/L	5.0	1		03/13/08 15:01	91-20-3	
Toluene	ND	ug/L	5.0	1		03/13/08 15:01	108-88-3	
Xylene (Total)	ND	ug/L	10.0	1		03/13/08 15:01	1330-20-7	
m&p-Xylene	ND	ug/L	10.0	1		03/13/08 15:01	1330-20-7	
o-Xylene	ND	ug/L	5.0	1		03/13/08 15:01	95-47-6	
Dibromofluoromethane (S)	91	%	85-115	1		03/13/08 15:01	1868-53-7	
Toluene-d8 (S)	95	%	70-120	1		03/13/08 15:01	2037-26-5	
4-Bromofluorobenzene (S)	108	%	87-109	1		03/13/08 15:01	460-00-4	
1,2-Dichloroethane-d4 (S)	86	%	79-120	1		03/13/08 15:01	17060-07-0	

This report shall not be reproduced, except in full,
without the written consent of Pace Analytical Services, Inc..

ACCREDITED IN ACCORDANCE WITH nelac

Pace Analytical®
www.pacelabs.com

Pace Analytical Services, Inc.
2225 Riverside Dr.
Asheville, NC 28804
(828)254-7176

Pace Analytical Services, Inc.
9800 Kincey Ave. Suite 100
Huntersville, NC 28078
(704)875-9092

ANALYTICAL RESULTS

Project: CLOUD'S CHEVRON 1777
Pace Project No.: 9215089

Sample: MW-62 **Lab ID: 9215089033** Collected: 03/06/08 13:25 Received: 03/10/08 20:30 Matrix: Water

Parameters	Results	Units	Report Limit	DF	Prepared	Analyzed	CAS No.	Qual
8011 GCS EDB and DBCP	Analytical Method: EPA 8011 Preparation Method: EPA 8011							
1,2-Dibromoethane (EDB)	ND	ug/L	0.020	1	03/16/08 00:00	03/18/08 00:42	106-93-4	
1-Chloro-2-bromopropane (S)	83	%	60-140	1	03/16/08 00:00	03/18/08 00:42	301-79-56	
8260 MSV Oxygenates	Analytical Method: EPA 8260							
tert-Amyl Alcohol	**162**	ug/L	100	1		03/13/08 15:18	75-85-4	
tert-Amylmethyl ether	ND	ug/L	10.0	1		03/13/08 15:18	994-05-8	
Benzene	ND	ug/L	5.0	1		03/13/08 15:18	71-43-2	
3,3-Dimethyl-1-Butanol	ND	ug/L	100	1		03/13/08 15:18	624-95-3	
tert-Butyl Alcohol	ND	ug/L	100	1		03/13/08 15:18	75-65-0	
tert-Butyl Formate	ND	ug/L	50.0	1		03/13/08 15:18	762-75-4	
Diisopropyl ether	ND	ug/L	5.0	1		03/13/08 15:18	108-20-3	
Ethanol	ND	ug/L	200	1		03/13/08 15:18	64-17-5	
Ethylbenzene	ND	ug/L	5.0	1		03/13/08 15:18	100-41-4	
Ethyl-tert-butyl ether	ND	ug/L	10.0	1		03/13/08 15:18	637-92-3	
Methyl-tert-butyl ether	ND	ug/L	5.0	1		03/13/08 15:18	1634-04-4	
Naphthalene	ND	ug/L	5.0	1		03/13/08 15:18	91-20-3	
Toluene	ND	ug/L	5.0	1		03/13/08 15:18	108-88-3	
Xylene (Total)	ND	ug/L	10.0	1		03/13/08 15:18	1330-20-7	
m&p-Xylene	ND	ug/L	10.0	1		03/13/08 15:18	1330-20-7	
o-Xylene	ND	ug/L	5.0	1		03/13/08 15:18	95-47-6	
Dibromofluoromethane (S)	98	%	85-115	1		03/13/08 15:18	1868-53-7	
Toluene-d8 (S)	93	%	70-120	1		03/13/08 15:18	2037-26-5	
4-Bromofluorobenzene (S)	110	%	87-109	1		03/13/08 15:18	460-00-4	S3
1,2-Dichloroethane-d4 (S)	93	%	79-120	1		03/13/08 15:18	17060-07-0	

This report shall not be reproduced, except in full,
without the written consent of Pace Analytical Services, Inc..

ACCREDITED IN ACCORDANCE WITH nelac

Pace Analytical®
www.pacelabs.com

Pace Analytical Services, Inc.
2225 Riverside Dr.
Asheville, NC 28804
(828)254-7176

Pace Analytical Services, Inc.
9800 Kincey Ave. Suite 100
Huntersville, NC 28078
(704)875-9092

ANALYTICAL RESULTS

Project: CLOUD'S CHEVRON 1777
Pace Project No.: 9215089

Sample: MW-63 **Lab ID: 9215089034** Collected: 03/06/08 12:08 Received: 03/10/08 20:30 Matrix: Water

Parameters	Results	Units	Report Limit	DF	Prepared	Analyzed	CAS No.	Qual
8011 GCS EDB and DBCP	Analytical Method: EPA 8011 Preparation Method: EPA 8011							
1,2-Dibromoethane (EDB)	ND	ug/L	0.020	1	03/16/08 00:00	03/18/08 01:14	106-93-4	
1-Chloro-2-bromopropane (S)	90	%	60-140	1	03/16/08 00:00	03/18/08 01:14	301-79-56	
8260 MSV Oxygenates	Analytical Method: EPA 8260							
tert-Amyl Alcohol	ND	ug/L	100	1		03/14/08 13:02	75-85-4	
tert-Amylmethyl ether	ND	ug/L	10.0	1		03/14/08 13:02	994-05-8	
Benzene	ND	ug/L	5.0	1		03/14/08 13:02	71-43-2	
3,3-Dimethyl-1-Butanol	ND	ug/L	100	1		03/14/08 13:02	624-95-3	
tert-Butyl Alcohol	ND	ug/L	100	1		03/14/08 13:02	75-65-0	
tert-Butyl Formate	ND	ug/L	50.0	1		03/14/08 13:02	762-75-4	
Diisopropyl ether	ND	ug/L	5.0	1		03/14/08 13:02	108-20-3	
Ethanol	ND	ug/L	200	1		03/14/08 13:02	64-17-5	
Ethylbenzene	**6.8**	ug/L	5.0	1		03/14/08 13:02	100-41-4	
Ethyl-tert-butyl ether	ND	ug/L	10.0	1		03/14/08 13:02	637-92-3	
Methyl-tert-butyl ether	ND	ug/L	5.0	1		03/14/08 13:02	1634-04-4	
Naphthalene	**13.2**	ug/L	5.0	1		03/14/08 13:02	91-20-3	
Toluene	**5.2**	ug/L	5.0	1		03/14/08 13:02	108-88-3	
Xylene (Total)	**23.0**	ug/L	10.0	1		03/14/08 13:02	1330-20-7	
m&p-Xylene	**15.9**	ug/L	10.0	1		03/14/08 13:02	1330-20-7	
o-Xylene	**7.1**	ug/L	5.0	1		03/14/08 13:02	95-47-6	
Dibromofluoromethane (S)	99	%	85-115	1		03/14/08 13:02	1868-53-7	
Toluene-d8 (S)	99	%	70-120	1		03/14/08 13:02	2037-26-5	
4-Bromofluorobenzene (S)	100	%	87-109	1		03/14/08 13:02	460-00-4	
1,2-Dichloroethane-d4 (S)	105	%	79-120	1		03/14/08 13:02	17060-07-0	

This report shall not be reproduced, except in full,
without the written consent of Pace Analytical Services, Inc..

ACCREDITED IN ACCORDANCE WITH nelac

Pace Analytical®
www.pacelabs.com

Pace Analytical Services, Inc.
2225 Riverside Dr.
Asheville, NC 28804
(828)254-7176

Pace Analytical Services, Inc.
9800 Kincey Ave. Suite 100
Huntersville, NC 28078
(704)875-9092

ANALYTICAL RESULTS

Project: CLOUD'S CHEVRON 1777
Pace Project No.: 9215089

Sample: MW-64 **Lab ID: 9215089035** Collected: 03/06/08 11:57 Received: 03/10/08 20:30 Matrix: Water

Parameters	Results	Units	Report Limit	DF	Prepared	Analyzed	CAS No.	Qual
8011 GCS EDB and DBCP	Analytical Method: EPA 8011 Preparation Method: EPA 8011							
1,2-Dibromoethane (EDB)	ND	ug/L	0.020	1	03/16/08 00:00	03/18/08 01:30	106-93-4	
1-Chloro-2-bromopropane (S)	63	%	60-140	1	03/16/08 00:00	03/18/08 01:30	301-79-56	
8260 MSV Oxygenates	Analytical Method: EPA 8260							
tert-Amyl Alcohol	**15200**	ug/L	10000	100		03/16/08 08:18	75-85-4	
tert-Amylmethyl ether	**59.4**	ug/L	10.0	1		03/13/08 15:34	994-05-8	
Benzene	**4080**	ug/L	500	100		03/16/08 08:18	71-43-2	
3,3-Dimethyl-1-Butanol	ND	ug/L	100	1		03/13/08 15:34	624-95-3	
tert-Butyl Alcohol	**192**	ug/L	100	1		03/13/08 15:34	75-65-0	
tert-Butyl Formate	ND	ug/L	50.0	1		03/13/08 15:34	762-75-4	
Diisopropyl ether	ND	ug/L	500	100		03/16/08 08:18	108-20-3	
Ethanol	ND	ug/L	200	1		03/13/08 15:34	64-17-5	
Ethylbenzene	**920**	ug/L	500	100		03/16/08 08:18	100-41-4	
Ethyl-tert-butyl ether	ND	ug/L	10.0	1		03/13/08 15:34	637-92-3	
Methyl-tert-butyl ether	ND	ug/L	500	100		03/16/08 08:18	1634-04-4	
Naphthalene	ND	ug/L	500	100		03/16/08 08:18	91-20-3	
Toluene	**731**	ug/L	500	100		03/16/08 08:18	108-88-3	
Xylene (Total)	ND	ug/L	1000	100		03/16/08 08:18	1330-20-7	
m&p-Xylene	ND	ug/L	1000	100		03/16/08 08:18	1330-20-7	
o-Xylene	**191**	ug/L	5.0	1		03/13/08 15:34	95-47-6	
Dibromofluoromethane (S)	94	%	85-115	1		03/13/08 15:34	1868-53-7	
Toluene-d8 (S)	94	%	70-120	1		03/13/08 15:34	2037-26-5	
4-Bromofluorobenzene (S)	110	%	87-109	1		03/13/08 15:34	460-00-4	S2
1,2-Dichloroethane-d4 (S)	97	%	79-120	1		03/13/08 15:34	17060-07-0	

This report shall not be reproduced, except in full,
without the written consent of Pace Analytical Services, Inc..

ACCREDITED IN ACCORDANCE WITH nelac

Pace Analytical
www.pacelabs.com

Pace Analytical Services, Inc.
2225 Riverside Dr.
Asheville, NC 28804
(828)254-7176

Pace Analytical Services, Inc.
9800 Kincey Ave. Suite 100
Huntersville, NC 28078
(704)875-9092

ANALYTICAL RESULTS

Project: CLOUD'S CHEVRON 1777
Pace Project No.: 9215089

Sample: MW-65 **Lab ID: 9215089036** Collected: 03/06/08 11:45 Received: 03/10/08 20:30 Matrix: Water

Parameters	Results	Units	Report Limit	DF	Prepared	Analyzed	CAS No.	Qual
8011 GCS EDB and DBCP	Analytical Method: EPA 8011 Preparation Method: EPA 8011							
1,2-Dibromoethane (EDB)	ND	ug/L	0.020	1	03/16/08 00:00	03/18/08 01:46	106-93-4	
1-Chloro-2-bromopropane (S)	73	%	60-140	1	03/16/08 00:00	03/18/08 01:46	301-79-56	
8260 MSV Oxygenates	Analytical Method: EPA 8260							
tert-Amyl Alcohol	**3010**	ug/L	100	1		03/13/08 15:52	75-85-4	
tert-Amylmethyl ether	**11.1**	ug/L	10.0	1		03/13/08 15:52	994-05-8	
Benzene	**1580**	ug/L	500	100		03/16/08 08:35	71-43-2	
3,3-Dimethyl-1-Butanol	ND	ug/L	100	1		03/13/08 15:52	624-95-3	
tert-Butyl Alcohol	ND	ug/L	100	1		03/13/08 15:52	75-65-0	
tert-Butyl Formate	ND	ug/L	50.0	1		03/13/08 15:52	762-75-4	
Diisopropyl ether	**58.9**	ug/L	5.0	1		03/13/08 15:52	108-20-3	
Ethanol	ND	ug/L	200	1		03/13/08 15:52	64-17-5	
Ethylbenzene	**1500**	ug/L	500	100		03/16/08 08:35	100-41-4	
Ethyl-tert-butyl ether	ND	ug/L	10.0	1		03/13/08 15:52	637-92-3	
Methyl-tert-butyl ether	**25.5**	ug/L	5.0	1		03/13/08 15:52	1634-04-4	
Naphthalene	ND	ug/L	500	100		03/16/08 08:35	91-20-3	
Toluene	**505**	ug/L	500	100		03/16/08 08:35	108-88-3	
Xylene (Total)	ND	ug/L	1000	100		03/16/08 08:35	1330-20-7	
m&p-Xylene	ND	ug/L	1000	100		03/16/08 08:35	1330-20-7	
o-Xylene	**17.8**	ug/L	5.0	1		03/13/08 15:52	95-47-6	
Dibromofluoromethane (S)	89	%	85-115	1		03/13/08 15:52	1868-53-7	
Toluene-d8 (S)	95	%	70-120	1		03/13/08 15:52	2037-26-5	
4-Bromofluorobenzene (S)	109	%	87-109	1		03/13/08 15:52	460-00-4	
1,2-Dichloroethane-d4 (S)	90	%	79-120	1		03/13/08 15:52	17060-07-0	

This report shall not be reproduced, except in full,
without the written consent of Pace Analytical Services, Inc..

ACCREDITED IN ACCORDANCE WITH nelac

Pace Analytical
www.pacelabs.com

Pace Analytical Services, Inc.
2225 Riverside Dr.
Asheville, NC 28804
(828)254-7176

Pace Analytical Services, Inc.
9800 Kincey Ave. Suite 100
Huntersville, NC 28078
(704)875-9092

ANALYTICAL RESULTS

Project: CLOUD'S CHEVRON 1777
Pace Project No.: 9215089

Sample: MW-66 **Lab ID: 9215089037** Collected: 03/03/08 10:14 Received: 03/10/08 20:30 Matrix: Water

Parameters	Results	Units	Report Limit	DF	Prepared	Analyzed	CAS No.	Qual
8011 GCS EDB and DBCP	Analytical Method: EPA 8011 Preparation Method: EPA 8011							
1,2-Dibromoethane (EDB)	ND	ug/L	0.020	1	03/16/08 00:00	03/18/08 02:01	106-93-4	
1-Chloro-2-bromopropane (S)	94	%	60-140	1	03/16/08 00:00	03/18/08 02:01	301-79-56	
8260 MSV Oxygenates	Analytical Method: EPA 8260							
tert-Amyl Alcohol	ND	ug/L	100	1		03/14/08 13:36	75-85-4	
tert-Amylmethyl ether	ND	ug/L	10.0	1		03/14/08 13:36	994-05-8	
Benzene	ND	ug/L	5.0	1		03/14/08 13:36	71-43-2	
3,3-Dimethyl-1-Butanol	ND	ug/L	100	1		03/14/08 13:36	624-95-3	
tert-Butyl Alcohol	ND	ug/L	100	1		03/14/08 13:36	75-65-0	
tert-Butyl Formate	ND	ug/L	50.0	1		03/14/08 13:36	762-75-4	
Diisopropyl ether	ND	ug/L	5.0	1		03/14/08 13:36	108-20-3	
Ethanol	ND	ug/L	200	1		03/14/08 13:36	64-17-5	
Ethylbenzene	**49.7**	ug/L	5.0	1		03/14/08 13:36	100-41-4	
Ethyl-tert-butyl ether	ND	ug/L	10.0	1		03/14/08 13:36	637-92-3	
Methyl-tert-butyl ether	ND	ug/L	5.0	1		03/14/08 13:36	1634-04-4	
Naphthalene	**25.8**	ug/L	5.0	1		03/14/08 13:36	91-20-3	
Toluene	**9.2**	ug/L	5.0	1		03/14/08 13:36	108-88-3	
Xylene (Total)	**59.9**	ug/L	10.0	1		03/14/08 13:36	1330-20-7	
m&p-Xylene	**51.5**	ug/L	10.0	1		03/14/08 13:36	1330-20-7	
o-Xylene	**8.3**	ug/L	5.0	1		03/14/08 13:36	95-47-6	
Dibromofluoromethane (S)	100	%	85-115	1		03/14/08 13:36	1868-53-7	
Toluene-d8 (S)	100	%	70-120	1		03/14/08 13:36	2037-26-5	
4-Bromofluorobenzene (S)	99	%	87-109	1		03/14/08 13:36	460-00-4	
1,2-Dichloroethane-d4 (S)	105	%	79-120	1		03/14/08 13:36	17060-07-0	

This report shall not be reproduced, except in full,
without the written consent of Pace Analytical Services, Inc..

ACCREDITED IN ACCORDANCE WITH nelac

Pace Analytical®
www.pacelabs.com

Pace Analytical Services, Inc.
2225 Riverside Dr.
Asheville, NC 28804
(828)254-7176

Pace Analytical Services, Inc.
9800 Kincey Ave. Suite 100
Huntersville, NC 28078
(704)875-9092

ANALYTICAL RESULTS

Project: CLOUD'S CHEVRON 1777
Pace Project No.: 9215089

Sample: MW-67 **Lab ID: 9215089038** Collected: 03/03/08 09:34 Received: 03/10/08 20:30 Matrix: Water

Parameters	Results	Units	Report Limit	DF	Prepared	Analyzed	CAS No.	Qual
8011 GCS EDB and DBCP	Analytical Method: EPA 8011 Preparation Method: EPA 8011							
1,2-Dibromoethane (EDB)	ND	ug/L	0.020	1	03/16/08 00:00	03/18/08 02:17	106-93-4	
1-Chloro-2-bromopropane (S)	61	%	60-140	1	03/16/08 00:00	03/18/08 02:17	301-79-56	
8260 MSV Oxygenates	Analytical Method: EPA 8260							
tert-Amyl Alcohol	ND	ug/L	100	1		03/13/08 11:42	75-85-4	
tert-Amylmethyl ether	ND	ug/L	10.0	1		03/13/08 11:42	994-05-8	
Benzene	ND	ug/L	5.0	1		03/13/08 11:42	71-43-2	
3,3-Dimethyl-1-Butanol	ND	ug/L	100	1		03/13/08 11:42	624-95-3	
tert-Butyl Alcohol	ND	ug/L	100	1		03/13/08 11:42	75-65-0	
tert-Butyl Formate	ND	ug/L	50.0	1		03/13/08 11:42	762-75-4	
Diisopropyl ether	ND	ug/L	5.0	1		03/13/08 11:42	108-20-3	
Ethanol	ND	ug/L	200	1		03/13/08 11:42	64-17-5	
Ethylbenzene	ND	ug/L	5.0	1		03/13/08 11:42	100-41-4	
Ethyl-tert-butyl ether	ND	ug/L	10.0	1		03/13/08 11:42	637-92-3	
Methyl-tert-butyl ether	ND	ug/L	5.0	1		03/13/08 11:42	1634-04-4	
Naphthalene	**8.1**	ug/L	5.0	1		03/13/08 11:42	91-20-3	
Toluene	**10.2**	ug/L	5.0	1		03/13/08 11:42	108-88-3	
Xylene (Total)	**25.0**	ug/L	10.0	1		03/13/08 11:42	1330-20-7	
m&p-Xylene	**16.8**	ug/L	10.0	1		03/13/08 11:42	1330-20-7	
o-Xylene	**8.2**	ug/L	5.0	1		03/13/08 11:42	95-47-6	
Dibromofluoromethane (S)	92	%	85-115	1		03/13/08 11:42	1868-53-7	
Toluene-d8 (S)	95	%	70-120	1		03/13/08 11:42	2037-26-5	
4-Bromofluorobenzene (S)	102	%	87-109	1		03/13/08 11:42	460-00-4	
1,2-Dichloroethane-d4 (S)	86	%	79-120	1		03/13/08 11:42	17060-07-0	

This report shall not be reproduced, except in full,
without the written consent of Pace Analytical Services, Inc..

ACCREDITED IN ACCORDANCE WITH nelac

Pace Analytical
www.pacelabs.com

Pace Analytical Services, Inc.
2225 Riverside Dr.
Asheville, NC 28804
(828)254-7176

Pace Analytical Services, Inc.
9800 Kincey Ave. Suite 100
Huntersville, NC 28078
(704)875-9092

ANALYTICAL RESULTS

Project: CLOUD'S CHEVRON 1777
Pace Project No.: 9215089

Sample: MW-68 **Lab ID: 9215089039** Collected: 03/03/08 11:35 Received: 03/10/08 20:30 Matrix: Water

Parameters	Results	Units	Report Limit	DF	Prepared	Analyzed	CAS No.	Qual
8011 GCS EDB and DBCP	Analytical Method: EPA 8011 Preparation Method: EPA 8011							
1,2-Dibromoethane (EDB)	ND	ug/L	0.020	1	03/16/08 00:00	03/18/08 02:33	106-93-4	
1-Chloro-2-bromopropane (S)	64	%	60-140	1	03/16/08 00:00	03/18/08 02:33	301-79-56	
8260 MSV Oxygenates	Analytical Method: EPA 8260							
tert-Amyl Alcohol	ND	ug/L	100	1		03/13/08 12:00	75-85-4	
tert-Amylmethyl ether	ND	ug/L	10.0	1		03/13/08 12:00	994-05-8	
Benzene	ND	ug/L	5.0	1		03/13/08 12:00	71-43-2	
3,3-Dimethyl-1-Butanol	ND	ug/L	100	1		03/13/08 12:00	624-95-3	
tert-Butyl Alcohol	ND	ug/L	100	1		03/13/08 12:00	75-65-0	
tert-Butyl Formate	ND	ug/L	50.0	1		03/13/08 12:00	762-75-4	
Diisopropyl ether	ND	ug/L	5.0	1		03/13/08 12:00	108-20-3	
Ethanol	ND	ug/L	200	1		03/13/08 12:00	64-17-5	
Ethylbenzene	ND	ug/L	5.0	1		03/13/08 12:00	100-41-4	
Ethyl-tert-butyl ether	ND	ug/L	10.0	1		03/13/08 12:00	637-92-3	
Methyl-tert-butyl ether	ND	ug/L	5.0	1		03/13/08 12:00	1634-04-4	
Naphthalene	**6.8**	ug/L	5.0	1		03/13/08 12:00	91-20-3	
Toluene	ND	ug/L	5.0	1		03/13/08 12:00	108-88-3	
Xylene (Total)	**12.2**	ug/L	10.0	1		03/13/08 12:00	1330-20-7	
m&p-Xylene	ND	ug/L	10.0	1		03/13/08 12:00	1330-20-7	
o-Xylene	**5.9**	ug/L	5.0	1		03/13/08 12:00	95-47-6	
Dibromofluoromethane (S)	91	%	85-115	1		03/13/08 12:00	1868-53-7	
Toluene-d8 (S)	96	%	70-120	1		03/13/08 12:00	2037-26-5	
4-Bromofluorobenzene (S)	107	%	87-109	1		03/13/08 12:00	460-00-4	
1,2-Dichloroethane-d4 (S)	83	%	79-120	1		03/13/08 12:00	17060-07-0	

This report shall not be reproduced, except in full,
without the written consent of Pace Analytical Services, Inc..

ACCREDITED IN ACCORDANCE WITH nelac

Pace Analytical®
www.pacelabs.com

Pace Analytical Services, Inc.
2225 Riverside Dr.
Asheville, NC 28804
(828)254-7176

Pace Analytical Services, Inc.
9800 Kincey Ave. Suite 100
Huntersville, NC 28078
(704)875-9092

ANALYTICAL RESULTS

Project: CLOUD'S CHEVRON 1777
Pace Project No.: 9215089

Sample: MW-69 **Lab ID: 9215089040** Collected: 03/03/08 11:28 Received: 03/10/08 20:30 Matrix: Water

Parameters	Results	Units	Report Limit	DF	Prepared	Analyzed	CAS No.	Qual
8011 GCS EDB and DBCP	Analytical Method: EPA 8011 Preparation Method: EPA 8011							
1,2-Dibromoethane (EDB)	ND	ug/L	0.020	1	03/16/08 00:00	03/18/08 02:49	106-93-4	
1-Chloro-2-bromopropane (S)	61	%	60-140	1	03/16/08 00:00	03/18/08 02:49	301-79-56	
8260 MSV Oxygenates	Analytical Method: EPA 8260							
tert-Amyl Alcohol	ND	ug/L	100	1		03/13/08 12:16	75-85-4	
tert-Amylmethyl ether	ND	ug/L	10.0	1		03/13/08 12:16	994-05-8	
Benzene	ND	ug/L	5.0	1		03/13/08 12:16	71-43-2	
3,3-Dimethyl-1-Butanol	ND	ug/L	100	1		03/13/08 12:16	624-95-3	
tert-Butyl Alcohol	ND	ug/L	100	1		03/13/08 12:16	75-65-0	
tert-Butyl Formate	ND	ug/L	50.0	1		03/13/08 12:16	762-75-4	
Diisopropyl ether	ND	ug/L	5.0	1		03/13/08 12:16	108-20-3	
Ethanol	ND	ug/L	200	1		03/13/08 12:16	64-17-5	
Ethylbenzene	ND	ug/L	5.0	1		03/13/08 12:16	100-41-4	
Ethyl-tert-butyl ether	ND	ug/L	10.0	1		03/13/08 12:16	637-92-3	
Methyl-tert-butyl ether	ND	ug/L	5.0	1		03/13/08 12:16	1634-04-4	
Naphthalene	**7.1**	ug/L	5.0	1		03/13/08 12:16	91-20-3	
Toluene	ND	ug/L	5.0	1		03/13/08 12:16	108-88-3	
Xylene (Total)	**16.8**	ug/L	10.0	1		03/13/08 12:16	1330-20-7	
m&p-Xylene	**11.5**	ug/L	10.0	1		03/13/08 12:16	1330-20-7	
o-Xylene	**5.3**	ug/L	5.0	1		03/13/08 12:16	95-47-6	
Dibromofluoromethane (S)	93	%	85-115	1		03/13/08 12:16	1868-53-7	
Toluene-d8 (S)	93	%	70-120	1		03/13/08 12:16	2037-26-5	
4-Bromofluorobenzene (S)	106	%	87-109	1		03/13/08 12:16	460-00-4	
1,2-Dichloroethane-d4 (S)	87	%	79-120	1		03/13/08 12:16	17060-07-0	

This report shall not be reproduced, except in full,
without the written consent of Pace Analytical Services, Inc..

ACCREDITED IN ACCORDANCE WITH nelac

Pace Analytical
www.pacelabs.com

Pace Analytical Services, Inc.
2225 Riverside Dr.
Asheville, NC 28804
(828)254-7176

Pace Analytical Services, Inc.
9800 Kincey Ave. Suite 100
Huntersville, NC 28078
(704)875-9092

ANALYTICAL RESULTS

Project: CLOUD'S CHEVRON 1777
Pace Project No.: 9215089

Sample: PW-1R **Lab ID: 9215089041** Collected: 03/06/08 14:22 Received: 03/10/08 20:30 Matrix: Water

Parameters	Results	Units	Report Limit	DF	Prepared	Analyzed	CAS No.	Qual
8011 GCS EDB and DBCP	Analytical Method: EPA 8011 Preparation Method: EPA 8011							
1,2-Dibromoethane (EDB)	**3.4**	ug/L	0.10	5	03/16/08 00:00	03/19/08 12:05	106-93-4	
1-Chloro-2-bromopropane (S)	86	%	60-140	1	03/16/08 00:00	03/18/08 03:05	301-79-56	
8260 MSV Oxygenates	Analytical Method: EPA 8260							
tert-Amyl Alcohol	ND	ug/L	5000	50		03/20/08 20:24	75-85-4	
tert-Amylmethyl ether	ND	ug/L	500	50		03/20/08 20:24	994-05-8	
Benzene	**14300**	ug/L	1000	200		03/22/08 05:06	71-43-2	
3,3-Dimethyl-1-Butanol	ND	ug/L	5000	50		03/20/08 20:24	624-95-3	
tert-Butyl Alcohol	ND	ug/L	5000	50		03/20/08 20:24	75-65-0	
tert-Butyl Formate	ND	ug/L	2500	50		03/20/08 20:24	762-75-4	
Diisopropyl ether	**1180**	ug/L	250	50		03/20/08 20:24	108-20-3	
Ethanol	ND	ug/L	10000	50		03/20/08 20:24	64-17-5	
Ethylbenzene	**2450**	ug/L	250	50		03/20/08 20:24	100-41-4	
Ethyl-tert-butyl ether	ND	ug/L	500	50		03/20/08 20:24	637-92-3	
Methyl-tert-butyl ether	**944**	ug/L	250	50		03/20/08 20:24	1634-04-4	
Naphthalene	**766**	ug/L	250	50		03/20/08 20:24	91-20-3	
Toluene	**28600**	ug/L	1000	200		03/22/08 05:06	108-88-3	
Xylene (Total)	**16200**	ug/L	500	50		03/20/08 20:24	1330-20-7	
m&p-Xylene	**10700**	ug/L	500	50		03/20/08 20:24	1330-20-7	
o-Xylene	**5550**	ug/L	250	50		03/20/08 20:24	95-47-6	
Dibromofluoromethane (S)	100	%	85-115	50		03/20/08 20:24	1868-53-7	
Toluene-d8 (S)	99	%	70-120	50		03/20/08 20:24	2037-26-5	
4-Bromofluorobenzene (S)	97	%	87-109	50		03/20/08 20:24	460-00-4	
1,2-Dichloroethane-d4 (S)	97	%	79-120	50		03/20/08 20:24	17060-07-0	

This report shall not be reproduced, except in full,
without the written consent of Pace Analytical Services, Inc..

ACCREDITED IN ACCORDANCE WITH nelac

Pace Analytical®
www.pacelabs.com

Pace Analytical Services, Inc.
2225 Riverside Dr.
Asheville, NC 28804
(828)254-7176

Pace Analytical Services, Inc.
9800 Kincey Ave. Suite 100
Huntersville, NC 28078
(704)875-9092

ANALYTICAL RESULTS

Project: CLOUD'S CHEVRON 1777
Pace Project No.: 9215089

Sample: RW-1R **Lab ID: 9215089042** Collected: 03/06/08 14:32 Received: 03/10/08 20:30 Matrix: Water

Parameters	Results	Units	Report Limit	DF	Prepared	Analyzed	CAS No.	Qual
8011 GCS EDB and DBCP	Analytical Method: EPA 8011 Preparation Method: EPA 8011							
1,2-Dibromoethane (EDB)	ND	ug/L	0.020	1	03/16/08 00:00	03/18/08 03:52	106-93-4	
1-Chloro-2-bromopropane (S)	70	%	60-140	1	03/16/08 00:00	03/18/08 03:52	301-79-56	
8260 MSV Oxygenates	Analytical Method: EPA 8260							
tert-Amyl Alcohol	**1420**	ug/L	500	5		03/15/08 21:24	75-85-4	
tert-Amylmethyl ether	ND	ug/L	50.0	5		03/15/08 21:24	994-05-8	
Benzene	**509**	ug/L	25.0	5		03/15/08 21:24	71-43-2	
3,3-Dimethyl-1-Butanol	ND	ug/L	500	5		03/15/08 21:24	624-95-3	
tert-Butyl Alcohol	ND	ug/L	500	5		03/15/08 21:24	75-65-0	
tert-Butyl Formate	ND	ug/L	250	5		03/15/08 21:24	762-75-4	
Diisopropyl ether	**96.7**	ug/L	25.0	5		03/15/08 21:24	108-20-3	
Ethanol	ND	ug/L	1000	5		03/15/08 21:24	64-17-5	
Ethylbenzene	**53.2**	ug/L	25.0	5		03/15/08 21:24	100-41-4	
Ethyl-tert-butyl ether	ND	ug/L	50.0	5		03/15/08 21:24	637-92-3	
Methyl-tert-butyl ether	**264**	ug/L	25.0	5		03/15/08 21:24	1634-04-4	
Naphthalene	**82.5**	ug/L	25.0	5		03/15/08 21:24	91-20-3	
Toluene	**591**	ug/L	25.0	5		03/15/08 21:24	108-88-3	
Xylene (Total)	**720**	ug/L	50.0	5		03/15/08 21:24	1330-20-7	
m&p-Xylene	**445**	ug/L	50.0	5		03/15/08 21:24	1330-20-7	
o-Xylene	**274**	ug/L	25.0	5		03/15/08 21:24	95-47-6	
Dibromofluoromethane (S)	97	%	85-115	5		03/15/08 21:24	1868-53-7	
Toluene-d8 (S)	101	%	70-120	5		03/15/08 21:24	2037-26-5	
4-Bromofluorobenzene (S)	98	%	87-109	5		03/15/08 21:24	460-00-4	
1,2-Dichloroethane-d4 (S)	99	%	79-120	5		03/15/08 21:24	17060-07-0	

This report shall not be reproduced, except in full,
without the written consent of Pace Analytical Services, Inc..

ACCREDITED IN ACCORDANCE WITH nelac

Pace Analytical
www.pacelabs.com

Pace Analytical Services, Inc.
2225 Riverside Dr.
Asheville, NC 28804
(828)254-7176

Pace Analytical Services, Inc.
9800 Kincey Ave. Suite 100
Huntersville, NC 28078
(704)875-9092

ANALYTICAL RESULTS

Project: CLOUD'S CHEVRON 1777
Pace Project No.: 9215089

Sample: DW-1 **Lab ID: 9215089043** Collected: 03/03/08 09:50 Received: 03/10/08 20:30 Matrix: Water

Parameters	Results	Units	Report Limit	DF	Prepared	Analyzed	CAS No.	Qual
8011 GCS EDB and DBCP	Analytical Method: EPA 8011 Preparation Method: EPA 8011							
1,2-Dibromoethane (EDB)	ND	ug/L	0.020	1	03/16/08 00:00	03/18/08 04:08	106-93-4	
1-Chloro-2-bromopropane (S)	81	%	60-140	1	03/16/08 00:00	03/18/08 04:08	301-79-56	
8260 MSV Oxygenates	Analytical Method: EPA 8260							
tert-Amyl Alcohol	ND	ug/L	100	1		03/13/08 12:32	75-85-4	
tert-Amylmethyl ether	ND	ug/L	10.0	1		03/13/08 12:32	994-05-8	
Benzene	ND	ug/L	5.0	1		03/13/08 12:32	71-43-2	
3,3-Dimethyl-1-Butanol	ND	ug/L	100	1		03/13/08 12:32	624-95-3	
tert-Butyl Alcohol	ND	ug/L	100	1		03/13/08 12:32	75-65-0	
tert-Butyl Formate	ND	ug/L	50.0	1		03/13/08 12:32	762-75-4	
Diisopropyl ether	ND	ug/L	5.0	1		03/13/08 12:32	108-20-3	
Ethanol	ND	ug/L	200	1		03/13/08 12:32	64-17-5	
Ethylbenzene	ND	ug/L	5.0	1		03/13/08 12:32	100-41-4	
Ethyl-tert-butyl ether	ND	ug/L	10.0	1		03/13/08 12:32	637-92-3	
Methyl-tert-butyl ether	ND	ug/L	5.0	1		03/13/08 12:32	1634-04-4	
Naphthalene	ND	ug/L	5.0	1		03/13/08 12:32	91-20-3	
Toluene	ND	ug/L	5.0	1		03/13/08 12:32	108-88-3	
Xylene (Total)	ND	ug/L	10.0	1		03/13/08 12:32	1330-20-7	
m&p-Xylene	ND	ug/L	10.0	1		03/13/08 12:32	1330-20-7	
o-Xylene	ND	ug/L	5.0	1		03/13/08 12:32	95-47-6	
Dibromofluoromethane (S)	94	%	85-115	1		03/13/08 12:32	1868-53-7	
Toluene-d8 (S)	95	%	70-120	1		03/13/08 12:32	2037-26-5	
4-Bromofluorobenzene (S)	107	%	87-109	1		03/13/08 12:32	460-00-4	
1,2-Dichloroethane-d4 (S)	85	%	79-120	1		03/13/08 12:32	17060-07-0	

This report shall not be reproduced, except in full,
without the written consent of Pace Analytical Services, Inc..

ACCREDITED IN ACCORDANCE WITH nelac

Pace Analytical
www.pacelabs.com

Pace Analytical Services, Inc.
2225 Riverside Dr.
Asheville, NC 28804
(828)254-7176

Pace Analytical Services, Inc.
9800 Kincey Ave. Suite 100
Huntersville, NC 28078
(704)875-9092

ANALYTICAL RESULTS

Project: CLOUD'S CHEVRON 1777
Pace Project No.: 9215089

Sample: DW-2 **Lab ID: 9215089044** Collected: 03/06/08 10:32 Received: 03/10/08 20:30 Matrix: Water

Parameters	Results	Units	Report Limit	DF	Prepared	Analyzed	CAS No.	Qual
8011 GCS EDB and DBCP	Analytical Method: EPA 8011 Preparation Method: EPA 8011							
1,2-Dibromoethane (EDB)	ND	ug/L	0.020	1	03/16/08 00:00	03/18/08 04:24	106-93-4	
1-Chloro-2-bromopropane (S)	95	%	60-140	1	03/16/08 00:00	03/18/08 04:24	301-79-56	
8260 MSV Oxygenates	Analytical Method: EPA 8260							
tert-Amyl Alcohol	ND	ug/L	100	1		03/13/08 12:49	75-85-4	
tert-Amylmethyl ether	ND	ug/L	10.0	1		03/13/08 12:49	994-05-8	
Benzene	ND	ug/L	5.0	1		03/13/08 12:49	71-43-2	
3,3-Dimethyl-1-Butanol	ND	ug/L	100	1		03/13/08 12:49	624-95-3	
tert-Butyl Alcohol	ND	ug/L	100	1		03/13/08 12:49	75-65-0	
tert-Butyl Formate	ND	ug/L	50.0	1		03/13/08 12:49	762-75-4	
Diisopropyl ether	ND	ug/L	5.0	1		03/13/08 12:49	108-20-3	
Ethanol	**298**	ug/L	200	1		03/13/08 12:49	64-17-5	
Ethylbenzene	ND	ug/L	5.0	1		03/13/08 12:49	100-41-4	
Ethyl-tert-butyl ether	ND	ug/L	10.0	1		03/13/08 12:49	637-92-3	
Methyl-tert-butyl ether	ND	ug/L	5.0	1		03/13/08 12:49	1634-04-4	
Naphthalene	ND	ug/L	5.0	1		03/13/08 12:49	91-20-3	
Toluene	ND	ug/L	5.0	1		03/13/08 12:49	108-88-3	
Xylene (Total)	ND	ug/L	10.0	1		03/13/08 12:49	1330-20-7	
m&p-Xylene	ND	ug/L	10.0	1		03/13/08 12:49	1330-20-7	
o-Xylene	ND	ug/L	5.0	1		03/13/08 12:49	95-47-6	
Dibromofluoromethane (S)	92	%	85-115	1		03/13/08 12:49	1868-53-7	
Toluene-d8 (S)	95	%	70-120	1		03/13/08 12:49	2037-26-5	
4-Bromofluorobenzene (S)	104	%	87-109	1		03/13/08 12:49	460-00-4	
1,2-Dichloroethane-d4 (S)	86	%	79-120	1		03/13/08 12:49	17060-07-0	

This report shall not be reproduced, except in full,
without the written consent of Pace Analytical Services, Inc..

ACCREDITED IN ACCORDANCE WITH nelac

Pace Analytical
www.pacelabs.com

Pace Analytical Services, Inc.
2225 Riverside Dr.
Asheville, NC 28804
(828)254-7176

Pace Analytical Services, Inc.
9800 Kincey Ave. Suite 100
Huntersville, NC 28078
(704)875-9092

ANALYTICAL RESULTS

Project: CLOUD'S CHEVRON 1777
Pace Project No.: 9215089

Sample: DW-3 **Lab ID: 9215089045** Collected: 03/06/08 14:48 Received: 03/10/08 20:30 Matrix: Water

Parameters	Results	Units	Report Limit	DF	Prepared	Analyzed	CAS No.	Qual
8011 GCS EDB and DBCP	Analytical Method: EPA 8011 Preparation Method: EPA 8011							
1,2-Dibromoethane (EDB)	ND	ug/L	0.020	1	03/16/08 00:00	03/18/08 04:40	106-93-4	
1-Chloro-2-bromopropane (S)	80	%	60-140	1	03/16/08 00:00	03/18/08 04:40	301-79-56	
8260 MSV Oxygenates	Analytical Method: EPA 8260							
tert-Amyl Alcohol	ND	ug/L	100	1		03/15/08 15:21	75-85-4	
tert-Amylmethyl ether	ND	ug/L	10.0	1		03/15/08 15:21	994-05-8	
Benzene	ND	ug/L	5.0	1		03/15/08 15:21	71-43-2	
3,3-Dimethyl-1-Butanol	ND	ug/L	100	1		03/15/08 15:21	624-95-3	
tert-Butyl Alcohol	ND	ug/L	100	1		03/15/08 15:21	75-65-0	
tert-Butyl Formate	ND	ug/L	50.0	1		03/15/08 15:21	762-75-4	
Diisopropyl ether	ND	ug/L	5.0	1		03/15/08 15:21	108-20-3	
Ethanol	ND	ug/L	200	1		03/15/08 15:21	64-17-5	
Ethylbenzene	ND	ug/L	5.0	1		03/15/08 15:21	100-41-4	
Ethyl-tert-butyl ether	ND	ug/L	10.0	1		03/15/08 15:21	637-92-3	
Methyl-tert-butyl ether	ND	ug/L	5.0	1		03/15/08 15:21	1634-04-4	
Naphthalene	ND	ug/L	5.0	1		03/15/08 15:21	91-20-3	
Toluene	**22.6**	ug/L	5.0	1		03/15/08 15:21	108-88-3	
Xylene (Total)	**28.1**	ug/L	10.0	1		03/15/08 15:21	1330-20-7	
m&p-Xylene	**18.4**	ug/L	10.0	1		03/15/08 15:21	1330-20-7	
o-Xylene	**9.8**	ug/L	5.0	1		03/15/08 15:21	95-47-6	
Dibromofluoromethane (S)	98	%	85-115	1		03/15/08 15:21	1868-53-7	
Toluene-d8 (S)	98	%	70-120	1		03/15/08 15:21	2037-26-5	
4-Bromofluorobenzene (S)	101	%	87-109	1		03/15/08 15:21	460-00-4	
1,2-Dichloroethane-d4 (S)	96	%	79-120	1		03/15/08 15:21	17060-07-0	

This report shall not be reproduced, except in full,
without the written consent of Pace Analytical Services, Inc..

ACCREDITED IN ACCORDANCE WITH nelac

Pace Analytical
www.pacelabs.com

Pace Analytical Services, Inc.
2225 Riverside Dr.
Asheville, NC 28804
(828)254-7176

Pace Analytical Services, Inc.
9800 Kincey Ave. Suite 100
Huntersville, NC 28078
(704)875-9092

ANALYTICAL RESULTS

Project: CLOUD'S CHEVRON 1777
Pace Project No.: 9215089

Sample: DW-5 **Lab ID: 9215089046** Collected: 03/06/08 08:28 Received: 03/10/08 20:30 Matrix: Water

Parameters	Results	Units	Report Limit	DF	Prepared	Analyzed	CAS No.	Qual
8011 GCS EDB and DBCP	Analytical Method: EPA 8011 Preparation Method: EPA 8011							
1,2-Dibromoethane (EDB)	ND	ug/L	0.020	1	03/16/08 00:00	03/18/08 04:55	106-93-4	
1-Chloro-2-bromopropane (S)	93	%	60-140	1	03/16/08 00:00	03/18/08 04:55	301-79-56	
8260 MSV Oxygenates	Analytical Method: EPA 8260							
tert-Amyl Alcohol	ND	ug/L	100	1		03/13/08 13:06	75-85-4	
tert-Amylmethyl ether	ND	ug/L	10.0	1		03/13/08 13:06	994-05-8	
Benzene	**34.5**	ug/L	5.0	1		03/13/08 13:06	71-43-2	
3,3-Dimethyl-1-Butanol	ND	ug/L	100	1		03/13/08 13:06	624-95-3	
tert-Butyl Alcohol	ND	ug/L	100	1		03/13/08 13:06	75-65-0	
tert-Butyl Formate	ND	ug/L	50.0	1		03/13/08 13:06	762-75-4	
Diisopropyl ether	**5.2**	ug/L	5.0	1		03/13/08 13:06	108-20-3	
Ethanol	ND	ug/L	200	1		03/13/08 13:06	64-17-5	
Ethylbenzene	**58.0**	ug/L	5.0	1		03/13/08 13:06	100-41-4	
Ethyl-tert-butyl ether	ND	ug/L	10.0	1		03/13/08 13:06	637-92-3	
Methyl-tert-butyl ether	**6.2**	ug/L	5.0	1		03/13/08 13:06	1634-04-4	
Naphthalene	**113**	ug/L	5.0	1		03/13/08 13:06	91-20-3	
Toluene	**184**	ug/L	5.0	1		03/13/08 13:06	108-88-3	
Xylene (Total)	**514**	ug/L	10.0	1		03/13/08 13:06	1330-20-7	
m&p-Xylene	**348**	ug/L	10.0	1		03/13/08 13:06	1330-20-7	
o-Xylene	**166**	ug/L	5.0	1		03/13/08 13:06	95-47-6	
Dibromofluoromethane (S)	92	%	85-115	1		03/13/08 13:06	1868-53-7	
Toluene-d8 (S)	95	%	70-120	1		03/13/08 13:06	2037-26-5	
4-Bromofluorobenzene (S)	109	%	87-109	1		03/13/08 13:06	460-00-4	
1,2-Dichloroethane-d4 (S)	87	%	79-120	1		03/13/08 13:06	17060-07-0	

This report shall not be reproduced, except in full,
without the written consent of Pace Analytical Services, Inc..

ACCREDITED IN ACCORDANCE WITH nelac

Pace Analytical
www.pacelabs.com

Pace Analytical Services, Inc.
2225 Riverside Dr.
Asheville, NC 28804
(828)254-7176

Pace Analytical Services, Inc.
9800 Kincey Ave. Suite 100
Huntersville, NC 28078
(704)875-9092

ANALYTICAL RESULTS

Project: CLOUD'S CHEVRON 1777
Pace Project No.: 9215089

Sample: DW-6 **Lab ID: 9215089047** Collected: 03/06/08 09:52 Received: 03/10/08 20:30 Matrix: Water

Parameters	Results	Units	Report Limit	DF	Prepared	Analyzed	CAS No.	Qual
8011 GCS EDB and DBCP	Analytical Method: EPA 8011 Preparation Method: EPA 8011							
1,2-Dibromoethane (EDB)	ND	ug/L	0.020	1	03/16/08 00:00	03/18/08 05:11	106-93-4	
1-Chloro-2-bromopropane (S)	61	%	60-140	1	03/16/08 00:00	03/18/08 05:11	301-79-56	
8260 MSV Oxygenates	Analytical Method: EPA 8260							
tert-Amyl Alcohol	ND	ug/L	100	1		03/13/08 13:56	75-85-4	
tert-Amylmethyl ether	ND	ug/L	10.0	1		03/13/08 13:56	994-05-8	
Benzene	ND	ug/L	5.0	1		03/13/08 13:56	71-43-2	
3,3-Dimethyl-1-Butanol	ND	ug/L	100	1		03/13/08 13:56	624-95-3	
tert-Butyl Alcohol	ND	ug/L	100	1		03/13/08 13:56	75-65-0	
tert-Butyl Formate	ND	ug/L	50.0	1		03/13/08 13:56	762-75-4	
Diisopropyl ether	ND	ug/L	5.0	1		03/13/08 13:56	108-20-3	
Ethanol	**203**	ug/L	200	1		03/13/08 13:56	64-17-5	
Ethylbenzene	ND	ug/L	5.0	1		03/13/08 13:56	100-41-4	
Ethyl-tert-butyl ether	ND	ug/L	10.0	1		03/13/08 13:56	637-92-3	
Methyl-tert-butyl ether	ND	ug/L	5.0	1		03/13/08 13:56	1634-04-4	
Naphthalene	**10.5**	ug/L	5.0	1		03/13/08 13:56	91-20-3	
Toluene	**6.4**	ug/L	5.0	1		03/13/08 13:56	108-88-3	
Xylene (Total)	**17.3**	ug/L	10.0	1		03/13/08 13:56	1330-20-7	
m&p-Xylene	**11.4**	ug/L	10.0	1		03/13/08 13:56	1330-20-7	
o-Xylene	**5.9**	ug/L	5.0	1		03/13/08 13:56	95-47-6	
Dibromofluoromethane (S)	90	%	85-115	1		03/13/08 13:56	1868-53-7	
Toluene-d8 (S)	95	%	70-120	1		03/13/08 13:56	2037-26-5	
4-Bromofluorobenzene (S)	107	%	87-109	1		03/13/08 13:56	460-00-4	
1,2-Dichloroethane-d4 (S)	85	%	79-120	1		03/13/08 13:56	17060-07-0	

This report shall not be reproduced, except in full,
without the written consent of Pace Analytical Services, Inc..

ACCREDITED IN ACCORDANCE WITH nelac

Pace Analytical®
www.pacelabs.com

Pace Analytical Services, Inc.
2225 Riverside Dr.
Asheville, NC 28804
(828)254-7176

Pace Analytical Services, Inc.
9800 Kincey Ave. Suite 100
Huntersville, NC 28078
(704)875-9092

ANALYTICAL RESULTS

Project: CLOUD'S CHEVRON 1777
Pace Project No.: 9215089

Sample: MW61 **Lab ID: 9215089053** Collected: 03/06/08 13:36 Received: 03/10/08 20:30 Matrix: Water

Parameters	Results	Units	Report Limit	DF	Prepared	Analyzed	CAS No.	Qual
8011 GCS EDB and DBCP	Analytical Method: EPA 8011 Preparation Method: EPA 8011							
1,2-Dibromoethane (EDB)	ND	ug/L	0.020	1	03/16/08 00:00	03/18/08 05:27	106-93-4	
1-Chloro-2-bromopropane (S)	86	%	60-140	1	03/16/08 00:00	03/18/08 05:27	301-79-56	
8260 MSV Oxygenates	Analytical Method: EPA 8260							
tert-Amyl Alcohol	**102**	ug/L	100	1		03/13/08 13:23	75-85-4	
tert-Amylmethyl ether	ND	ug/L	10.0	1		03/13/08 13:23	994-05-8	
Benzene	ND	ug/L	5.0	1		03/13/08 13:23	71-43-2	
3,3-Dimethyl-1-Butanol	ND	ug/L	100	1		03/13/08 13:23	624-95-3	
tert-Butyl Alcohol	ND	ug/L	100	1		03/13/08 13:23	75-65-0	
tert-Butyl Formate	ND	ug/L	50.0	1		03/13/08 13:23	762-75-4	
Diisopropyl ether	ND	ug/L	5.0	1		03/13/08 13:23	108-20-3	
Ethanol	ND	ug/L	200	1		03/13/08 13:23	64-17-5	
Ethylbenzene	ND	ug/L	5.0	1		03/13/08 13:23	100-41-4	
Ethyl-tert-butyl ether	ND	ug/L	10.0	1		03/13/08 13:23	637-92-3	
Methyl-tert-butyl ether	ND	ug/L	5.0	1		03/13/08 13:23	1634-04-4	
Naphthalene	ND	ug/L	5.0	1		03/13/08 13:23	91-20-3	
Toluene	ND	ug/L	5.0	1		03/13/08 13:23	108-88-3	
Xylene (Total)	ND	ug/L	10.0	1		03/13/08 13:23	1330-20-7	
m&p-Xylene	ND	ug/L	10.0	1		03/13/08 13:23	1330-20-7	
o-Xylene	ND	ug/L	5.0	1		03/13/08 13:23	95-47-6	
Dibromofluoromethane (S)	91	%	85-115	1		03/13/08 13:23	1868-53-7	
Toluene-d8 (S)	95	%	70-120	1		03/13/08 13:23	2037-26-5	
4-Bromofluorobenzene (S)	107	%	87-109	1		03/13/08 13:23	460-00-4	
1,2-Dichloroethane-d4 (S)	83	%	79-120	1		03/13/08 13:23	17060-07-0	

This report shall not be reproduced, except in full,
without the written consent of Pace Analytical Services, Inc..

ACCREDITED IN ACCORDANCE WITH nelac

Pace Analytical
www.pacelabs.com

Pace Analytical Services, Inc.
2225 Riverside Dr.
Asheville, NC 28804
(828)254-7176

Pace Analytical Services, Inc.
9800 Kincey Ave. Suite 100
Huntersville, NC 28078
(704)875-9092

ANALYTICAL RESULTS

Project: CLOUD'S CHEVRON 1777
Pace Project No.: 9215089

Sample: MW-70 **Lab ID: 9215089054** Collected: 03/06/08 11:06 Received: 03/10/08 20:30 Matrix: Water

Parameters	Results	Units	Report Limit	DF	Prepared	Analyzed	CAS No.	Qual
8011 GCS EDB and DBCP	Analytical Method: EPA 8011 Preparation Method: EPA 8011							
1,2-Dibromoethane (EDB)	ND	ug/L	0.020	1	03/16/08 00:00	03/18/08 05:43	106-93-4	
1-Chloro-2-bromopropane (S)	91	%	60-140	1	03/16/08 00:00	03/18/08 05:43	301-79-56	
8260 MSV Oxygenates	Analytical Method: EPA 8260							
tert-Amyl Alcohol	ND	ug/L	100	1		03/13/08 14:13	75-85-4	
tert-Amylmethyl ether	ND	ug/L	10.0	1		03/13/08 14:13	994-05-8	
Benzene	ND	ug/L	5.0	1		03/13/08 14:13	71-43-2	
3,3-Dimethyl-1-Butanol	ND	ug/L	100	1		03/13/08 14:13	624-95-3	
tert-Butyl Alcohol	ND	ug/L	100	1		03/13/08 14:13	75-65-0	
tert-Butyl Formate	ND	ug/L	50.0	1		03/13/08 14:13	762-75-4	
Diisopropyl ether	ND	ug/L	5.0	1		03/13/08 14:13	108-20-3	
Ethanol	**290**	ug/L	200	1		03/13/08 14:13	64-17-5	
Ethylbenzene	**15.9**	ug/L	5.0	1		03/13/08 14:13	100-41-4	
Ethyl-tert-butyl ether	ND	ug/L	10.0	1		03/13/08 14:13	637-92-3	
Methyl-tert-butyl ether	ND	ug/L	5.0	1		03/13/08 14:13	1634-04-4	
Naphthalene	**33.4**	ug/L	5.0	1		03/13/08 14:13	91-20-3	
Toluene	**10.1**	ug/L	5.0	1		03/13/08 14:13	108-88-3	
Xylene (Total)	**50.3**	ug/L	10.0	1		03/13/08 14:13	1330-20-7	
m&p-Xylene	**35.6**	ug/L	10.0	1		03/13/08 14:13	1330-20-7	
o-Xylene	**14.7**	ug/L	5.0	1		03/13/08 14:13	95-47-6	
Dibromofluoromethane (S)	97	%	85-115	1		03/13/08 14:13	1868-53-7	
Toluene-d8 (S)	93	%	70-120	1		03/13/08 14:13	2037-26-5	
4-Bromofluorobenzene (S)	107	%	87-109	1		03/13/08 14:13	460-00-4	
1,2-Dichloroethane-d4 (S)	91	%	79-120	1		03/13/08 14:13	17060-07-0	

This report shall not be reproduced, except in full,
without the written consent of Pace Analytical Services, Inc..

ACCREDITED IN ACCORDANCE WITH nelac

Pace Analytical
www.pacelabs.com

Pace Analytical Services, Inc.
2225 Riverside Dr.
Asheville, NC 28804
(828)254-7176

Pace Analytical Services, Inc.
9800 Kincey Ave. Suite 100
Huntersville, NC 28078
(704)875-9092

ANALYTICAL RESULTS

Project: CLOUD'S CHEVRON 1777
Pace Project No.: 9215089

Sample: MW5AR **Lab ID: 9215089055** Collected: 03/03/08 08:00 Received: 03/10/08 20:30 Matrix: Water

Parameters	Results	Units	Report Limit	DF	Prepared	Analyzed	CAS No.	Qual
8011 GCS EDB and DBCP	Analytical Method: EPA 8011 Preparation Method: EPA 8011							
1,2-Dibromoethane (EDB)	ND	ug/L	0.020	1	03/16/08 00:00	03/18/08 05:59	106-93-4	
1-Chloro-2-bromopropane (S)	78	%	60-140	1	03/16/08 00:00	03/18/08 05:59	301-79-56	
8260 MSV Oxygenates	Analytical Method: EPA 8260							
tert-Amyl Alcohol	ND	ug/L	2000	20		03/14/08 23:27	75-85-4	
tert-Amylmethyl ether	**280**	ug/L	200	20		03/14/08 23:27	994-05-8	
Benzene	**4750**	ug/L	1000	200		03/15/08 23:05	71-43-2	
3,3-Dimethyl-1-Butanol	ND	ug/L	2000	20		03/14/08 23:27	624-95-3	
tert-Butyl Alcohol	ND	ug/L	2000	20		03/14/08 23:27	75-65-0	
tert-Butyl Formate	ND	ug/L	1000	20		03/14/08 23:27	762-75-4	
Diisopropyl ether	**650**	ug/L	100	20		03/14/08 23:27	108-20-3	
Ethanol	ND	ug/L	4000	20		03/14/08 23:27	64-17-5	
Ethylbenzene	**971**	ug/L	100	20		03/14/08 23:27	100-41-4	
Ethyl-tert-butyl ether	ND	ug/L	200	20		03/14/08 23:27	637-92-3	
Methyl-tert-butyl ether	**332**	ug/L	100	20		03/14/08 23:27	1634-04-4	
Naphthalene	**522**	ug/L	100	20		03/14/08 23:27	91-20-3	
Toluene	**10500**	ug/L	1000	200		03/15/08 23:05	108-88-3	
Xylene (Total)	**7290**	ug/L	200	20		03/14/08 23:27	1330-20-7	
m&p-Xylene	**4830**	ug/L	200	20		03/14/08 23:27	1330-20-7	
o-Xylene	**2460**	ug/L	100	20		03/14/08 23:27	95-47-6	
Dibromofluoromethane (S)	97	%	85-115	20		03/14/08 23:27	1868-53-7	
Toluene-d8 (S)	101	%	70-120	20		03/14/08 23:27	2037-26-5	
4-Bromofluorobenzene (S)	103	%	87-109	20		03/14/08 23:27	460-00-4	
1,2-Dichloroethane-d4 (S)	100	%	79-120	20		03/14/08 23:27	17060-07-0	

This report shall not be reproduced, except in full,
without the written consent of Pace Analytical Services, Inc..

ACCREDITED IN ACCORDANCE WITH nelac

Pace Analytical®
www.pacelabs.com

Pace Analytical Services, Inc.
2225 Riverside Dr.
Asheville, NC 28804
(828)254-7176

Pace Analytical Services, Inc.
9800 Kincey Ave. Suite 100
Huntersville, NC 28078
(704)875-9092

ANALYTICAL RESULTS

Project: CLOUD'S CHEVRON 1777
Pace Project No.: 9215089

Sample: MW-3 **Lab ID: 9215089056** Collected: 03/03/08 12:00 Received: 03/10/08 20:30 Matrix: Water

Parameters	Results	Units	Report Limit	DF	Prepared	Analyzed	CAS No.	Qual
8011 GCS EDB and DBCP	Analytical Method: EPA 8011 Preparation Method: EPA 8011							
1,2-Dibromoethane (EDB)	**229**	ug/L	4.0	200	03/16/08 00:00	03/19/08 12:21	106-93-4	
1-Chloro-2-bromopropane (S)	95	%	60-140	1	03/16/08 00:00	03/18/08 06:14	301-79-56	
8260 MSV Oxygenates	Analytical Method: EPA 8260							
tert-Amyl Alcohol	**8610**	ug/L	5000	50		03/15/08 00:14	75-85-4	
tert-Amylmethyl ether	**1760**	ug/L	500	50		03/15/08 00:14	994-05-8	
Benzene	**9950**	ug/L	250	50		03/15/08 00:14	71-43-2	
3,3-Dimethyl-1-Butanol	ND	ug/L	5000	50		03/15/08 00:14	624-95-3	
tert-Butyl Alcohol	ND	ug/L	5000	50		03/15/08 00:14	75-65-0	
tert-Butyl Formate	ND	ug/L	2500	50		03/15/08 00:14	762-75-4	
Diisopropyl ether	**1330**	ug/L	250	50		03/15/08 00:14	108-20-3	
Ethanol	ND	ug/L	10000	50		03/15/08 00:14	64-17-5	
Ethylbenzene	**657**	ug/L	250	50		03/15/08 00:14	100-41-4	
Ethyl-tert-butyl ether	ND	ug/L	500	50		03/15/08 00:14	637-92-3	
Methyl-tert-butyl ether	**66100**	ug/L	12500	2500		03/16/08 00:39	1634-04-4	
Naphthalene	**537**	ug/L	250	50		03/15/08 00:14	91-20-3	
Toluene	**16500**	ug/L	12500	2500		03/16/08 00:39	108-88-3	
Xylene (Total)	**8790**	ug/L	500	50		03/15/08 00:14	1330-20-7	
m&p-Xylene	**5620**	ug/L	500	50		03/15/08 00:14	1330-20-7	
o-Xylene	**3170**	ug/L	250	50		03/15/08 00:14	95-47-6	
Dibromofluoromethane (S)	97	%	85-115	50		03/15/08 00:14	1868-53-7	
Toluene-d8 (S)	100	%	70-120	50		03/15/08 00:14	2037-26-5	
4-Bromofluorobenzene (S)	100	%	87-109	50		03/15/08 00:14	460-00-4	
1,2-Dichloroethane-d4 (S)	99	%	79-120	50		03/15/08 00:14	17060-07-0	

This report shall not be reproduced, except in full,
without the written consent of Pace Analytical Services, Inc..

ACCREDITED IN ACCORDANCE WITH nelac

Pace Analytical®
www.pacelabs.com

Pace Analytical Services, Inc.
2225 Riverside Dr.
Asheville, NC 28804
(828)254-7176

Pace Analytical Services, Inc.
9800 Kincey Ave. Suite 100
Huntersville, NC 28078
(704)875-9092

QUALITY CONTROL DATA

Project: CLOUD'S CHEVRON 1777
Pace Project No.: 9215089

QC Batch: MSV/2777 — Analysis Method: EPA 8260
QC Batch Method: EPA 8260 — Analysis Description: 8260 MSV Oxygenates
Associated Lab Samples: 9215089001, 9215089004, 9215089005, 9215089009, 9215089010, 9215089011, 9215089013, 9215089014, 9215089015, 9215089021, 9215089025, 9215089026, 9215089027

METHOD BLANK: 87781
Associated Lab Samples: 9215089001, 9215089004, 9215089005, 9215089009, 9215089010, 9215089011, 9215089013, 9215089014, 9215089015, 9215089021, 9215089025, 9215089026, 9215089027

Parameter	Units	Blank Result	Reporting Limit	Qualifiers
3,3-Dimethyl-1-Butanol	ug/L	ND	100	
Benzene	ug/L	ND	5.0	
Diisopropyl ether	ug/L	ND	5.0	
Ethanol	ug/L	ND	200	
Ethyl-tert-butyl ether	ug/L	ND	10.0	
Ethylbenzene	ug/L	ND	5.0	
m&p-Xylene	ug/L	ND	10.0	
Methyl-tert-butyl ether	ug/L	ND	5.0	
Naphthalene	ug/L	ND	5.0	
o-Xylene	ug/L	ND	5.0	
tert-Amyl Alcohol	ug/L	ND	100	
tert-Amylmethyl ether	ug/L	ND	10.0	
tert-Butyl Alcohol	ug/L	ND	100	
tert-Butyl Formate	ug/L	ND	50.0	
Toluene	ug/L	ND	5.0	
1,2-Dichloroethane-d4 (S)	%	97	79-120	
4-Bromofluorobenzene (S)	%	99	87-109	
Dibromofluoromethane (S)	%	99	85-115	
Toluene-d8 (S)	%	97	70-120	

LABORATORY CONTROL SAMPLE: 87782

Parameter	Units	Spike Conc.	LCS Result	LCS % Rec	% Rec Limits	Qualifiers
3,3-Dimethyl-1-Butanol	ug/L	1000	1090	109	55-148	
Benzene	ug/L	50	54.7	109	78-128	
Diisopropyl ether	ug/L	50	57.6	115	74-131	
Ethanol	ug/L	2000	2910	146	53-150	
Ethyl-tert-butyl ether	ug/L	100	104	104	77-136	
Ethylbenzene	ug/L	50	54.0	108	80-127	
m&p-Xylene	ug/L	100	106	106	82-127	
Methyl-tert-butyl ether	ug/L	50	53.9	108	71-130	
Naphthalene	ug/L	50	67.7	135	52-136	
o-Xylene	ug/L	50	53.3	107	83-124	
tert-Amyl Alcohol	ug/L	1000	1120	112	50-150	
tert-Amylmethyl ether	ug/L	100	53.5	53	50-150	
tert-Butyl Alcohol	ug/L	500	524	105	50-150	
tert-Butyl Formate	ug/L	200	182	91	50-150	
Toluene	ug/L	50	56.0	112	76-126	
1,2-Dichloroethane-d4 (S)	%			95	79-120	
4-Bromofluorobenzene (S)	%			104	87-109	

This report shall not be reproduced, except in full,
without the written consent of Pace Analytical Services, Inc..

ACCREDITED IN ACCORDANCE WITH nelac

Pace Analytical®
www.pacelabs.com

Pace Analytical Services, Inc.
2225 Riverside Dr.
Asheville, NC 28804
(828)254-7176

Pace Analytical Services, Inc.
9800 Kincey Ave. Suite 100
Huntersville, NC 28078
(704)875-9092

QUALITY CONTROL DATA

Project: CLOUD'S CHEVRON 1777
Pace Project No.: 9215089

LABORATORY CONTROL SAMPLE: 87782

Parameter	Units	Spike Conc.	LCS Result	LCS % Rec	% Rec Limits	Qualifiers
Dibromofluoromethane (S)	%			97	85-115	
Toluene-d8 (S)	%			97	70-120	

This report shall not be reproduced, except in full,
without the written consent of Pace Analytical Services, Inc..

ACCREDITED IN ACCORDANCE WITH nelac

Pace Analytical
www.pacelabs.com

Pace Analytical Services, Inc.
2225 Riverside Dr.
Asheville, NC 28804
(828)254-7176

Pace Analytical Services, Inc.
9800 Kincey Ave. Suite 100
Huntersville, NC 28078
(704)875-9092

QUALITY CONTROL DATA

Project: CLOUD'S CHEVRON 1777
Pace Project No.: 9215089

QC Batch: MSV/2778 Analysis Method: EPA 8260
QC Batch Method: EPA 8260 Analysis Description: 8260 MSV Oxygenates
Associated Lab Samples: 9215089038, 9215089039, 9215089040, 9215089043, 9215089044, 9215089046, 9215089053

METHOD BLANK: 87785
Associated Lab Samples: 9215089038, 9215089039, 9215089040, 9215089043, 9215089044, 9215089046, 9215089053

Parameter	Units	Blank Result	Reporting Limit	Qualifiers
3,3-Dimethyl-1-Butanol	ug/L	ND	100	
Benzene	ug/L	ND	5.0	
Diisopropyl ether	ug/L	ND	5.0	
Ethanol	ug/L	ND	200	
Ethyl-tert-butyl ether	ug/L	ND	10.0	
Ethylbenzene	ug/L	ND	5.0	
m&p-Xylene	ug/L	ND	10.0	
Methyl-tert-butyl ether	ug/L	ND	5.0	
Naphthalene	ug/L	ND	5.0	
o-Xylene	ug/L	ND	5.0	
tert-Amyl Alcohol	ug/L	ND	100	
tert-Amylmethyl ether	ug/L	ND	10.0	
tert-Butyl Alcohol	ug/L	ND	100	
tert-Butyl Formate	ug/L	ND	50.0	
Toluene	ug/L	ND	5.0	
Xylene (Total)	ug/L	ND	10.0	
1,2-Dichloroethane-d4 (S)	%	87	79-120	
4-Bromofluorobenzene (S)	%	103	87-109	
Dibromofluoromethane (S)	%	91	85-115	
Toluene-d8 (S)	%	95	70-120	

LABORATORY CONTROL SAMPLE: 87786

Parameter	Units	Spike Conc.	LCS Result	LCS % Rec	% Rec Limits	Qualifiers
3,3-Dimethyl-1-Butanol	ug/L	1000	952	95	55-148	
Benzene	ug/L	50	52.0	104	78-128	
Diisopropyl ether	ug/L	50	48.8	98	74-131	
Ethanol	ug/L	2000	2100	105	53-150	
Ethyl-tert-butyl ether	ug/L	100	94.1	94	77-136	
Ethylbenzene	ug/L	50	53.9	108	80-127	
m&p-Xylene	ug/L	100	107	107	82-127	
Methyl-tert-butyl ether	ug/L	50	45.9	92	71-130	
Naphthalene	ug/L	50	62.3	125	52-136	
o-Xylene	ug/L	50	52.4	105	83-124	
tert-Amyl Alcohol	ug/L	1000	1010	101	50-150	
tert-Amylmethyl ether	ug/L	100	98.9	99	50-150	
tert-Butyl Alcohol	ug/L	500	375	75	50-150	
tert-Butyl Formate	ug/L	200	198	99	50-150	
Toluene	ug/L	50	54.2	108	76-126	
Xylene (Total)	ug/L	150	159	106	83-125	
1,2-Dichloroethane-d4 (S)	%			82	79-120	

This report shall not be reproduced, except in full,
without the written consent of Pace Analytical Services, Inc..

ACCREDITED IN ACCORDANCE WITH nelac

Pace Analytical
www.pacelabs.com

Pace Analytical Services, Inc.
2225 Riverside Dr.
Asheville, NC 28804
(828)254-7176

Pace Analytical Services, Inc.
9800 Kincey Ave. Suite 100
Huntersville, NC 28078
(704)875-9092

QUALITY CONTROL DATA

Project: CLOUD'S CHEVRON 1777
Pace Project No.: 9215089

LABORATORY CONTROL SAMPLE: 87786

Parameter	Units	Spike Conc.	LCS Result	LCS % Rec	% Rec Limits	Qualifiers
4-Bromofluorobenzene (S)	%			107	87-109	
Dibromofluoromethane (S)	%			91	85-115	
Toluene-d8 (S)	%			94	70-120	

MATRIX SPIKE & MATRIX SPIKE DUPLICATE: 87787 87788

Parameter	Units	9215089053 Result	MS Spike Conc.	MSD Spike Conc.	MS Result	MSD Result	MS % Rec	MSD % Rec	% Rec Limits	RPD	Max RPD	Qual
Benzene	ug/L	ND	50	50	55.7	70.3	110	139	74-136	23	30	M0
Toluene	ug/L	ND	50	50	49.5	59.8	97	117	73-131	19	30	
1,2-Dichloroethane-d4 (S)	%						104	104	79-120			
4-Bromofluorobenzene (S)	%						94	93	87-109			
Dibromofluoromethane (S)	%						102	101	85-115			
Toluene-d8 (S)	%						101	101	70-120			

This report shall not be reproduced, except in full,
without the written consent of Pace Analytical Services, Inc..

ACCREDITED IN ACCORDANCE WITH nelac

Pace Analytical
www.pacelabs.com

Pace Analytical Services, Inc.
2225 Riverside Dr.
Asheville, NC 28804
(828)254-7176

Pace Analytical Services, Inc.
9800 Kincey Ave. Suite 100
Huntersville, NC 28078
(704)875-9092

QUALITY CONTROL DATA

Project: CLOUD'S CHEVRON 1777
Pace Project No.: 9215089

QC Batch: MSV/2789 Analysis Method: EPA 8260
QC Batch Method: EPA 8260 Analysis Description: 8260 MSV Oxygenates
Associated Lab Samples: 9215089003, 9215089006, 9215089007, 9215089012, 9215089018, 9215089022, 9215089028, 9215089031, 9215089032, 9215089033, 9215089035, 9215089036, 9215089037, 9215089042, 9215089045, 9215089047, 9215089054

METHOD BLANK: 88329
Associated Lab Samples: 9215089003, 9215089006, 9215089007, 9215089012, 9215089018, 9215089022, 9215089028, 9215089031, 9215089032, 9215089033, 9215089035, 9215089036, 9215089037, 9215089042, 9215089045, 9215089047, 9215089054

Parameter	Units	Blank Result	Reporting Limit	Qualifiers
3,3-Dimethyl-1-Butanol	ug/L	ND	100	
Benzene	ug/L	ND	5.0	
Diisopropyl ether	ug/L	ND	5.0	
Ethanol	ug/L	ND	200	
Ethyl-tert-butyl ether	ug/L	ND	10.0	
Ethylbenzene	ug/L	ND	5.0	
m&p-Xylene	ug/L	ND	10.0	
Methyl-tert-butyl ether	ug/L	ND	5.0	
Naphthalene	ug/L	ND	5.0	
o-Xylene	ug/L	ND	5.0	
tert-Amyl Alcohol	ug/L	ND	100	
tert-Amylmethyl ether	ug/L	ND	10.0	
tert-Butyl Alcohol	ug/L	ND	100	
tert-Butyl Formate	ug/L	ND	50.0	
Toluene	ug/L	ND	5.0	
Xylene (Total)	ug/L	ND	10.0	
1,2-Dichloroethane-d4 (S)	%	86	79-120	
4-Bromofluorobenzene (S)	%	104	87-109	
Dibromofluoromethane (S)	%	92	85-115	
Toluene-d8 (S)	%	95	70-120	

LABORATORY CONTROL SAMPLE: 88330

Parameter	Units	Spike Conc.	LCS Result	LCS % Rec	% Rec Limits	Qualifiers
3,3-Dimethyl-1-Butanol	ug/L	1000	933	93	55-148	
Benzene	ug/L	50	51.8	104	78-128	
Diisopropyl ether	ug/L	50	49.0	98	74-131	
Ethanol	ug/L	2000	2370	118	53-150	
Ethyl-tert-butyl ether	ug/L	100	93.6	94	77-136	
Ethylbenzene	ug/L	50	52.9	106	80-127	
m&p-Xylene	ug/L	100	104	104	82-127	
Methyl-tert-butyl ether	ug/L	50	46.6	93	71-130	
Naphthalene	ug/L	50	63.9	128	52-136	
o-Xylene	ug/L	50	51.9	104	83-124	
tert-Amyl Alcohol	ug/L	1000	1030	103	50-150	
tert-Amylmethyl ether	ug/L	100	50.0	50	50-150	
tert-Butyl Alcohol	ug/L	500	382	76	50-150	
tert-Butyl Formate	ug/L	200	198	99	50-150	

This report shall not be reproduced, except in full,
without the written consent of Pace Analytical Services, Inc..

ACCREDITED IN ACCORDANCE WITH nelac

Pace Analytical®
www.pacelabs.com

Pace Analytical Services, Inc.
2225 Riverside Dr.
Asheville, NC 28804
(828)254-7176

Pace Analytical Services, Inc.
9800 Kincey Ave. Suite 100
Huntersville, NC 28078
(704)875-9092

QUALITY CONTROL DATA

Project: CLOUD'S CHEVRON 1777
Pace Project No.: 9215089

LABORATORY CONTROL SAMPLE: 88330

Parameter	Units	Spike Conc.	LCS Result	LCS % Rec	% Rec Limits	Qualifiers
Toluene	ug/L	50	53.4	107	76-126	
Xylene (Total)	ug/L	150	156	104	83-125	
1,2-Dichloroethane-d4 (S)	%			80	79-120	
4-Bromofluorobenzene (S)	%			108	87-109	
Dibromofluoromethane (S)	%			93	85-115	
Toluene-d8 (S)	%			96	70-120	

MATRIX SPIKE & MATRIX SPIKE DUPLICATE: 88331 88332

Parameter	Units	9215089037 Result	MS Spike Conc.	MSD Spike Conc.	MS Result	MSD Result	MS % Rec	MSD % Rec	% Rec Limits	RPD	Max RPD	Qual
Benzene	ug/L	ND	50	50	53.9	54.9	108	110	74-136	2	30	
Toluene	ug/L	9.2	50	50	60.7	62.6	103	107	73-131	3	30	
1,2-Dichloroethane-d4 (S)	%						85	88	79-120			
4-Bromofluorobenzene (S)	%						109	112	87-109			M0
Dibromofluoromethane (S)	%						88	91	85-115			
Toluene-d8 (S)	%						93	94	70-120			

This report shall not be reproduced, except in full,
without the written consent of Pace Analytical Services, Inc..

ACCREDITED IN ACCORDANCE WITH nelac

Pace Analytical
www.pacelabs.com

Pace Analytical Services, Inc.
2225 Riverside Dr.
Asheville, NC 28804
(828)254-7176

Pace Analytical Services, Inc.
9800 Kincey Ave. Suite 100
Huntersville, NC 28078
(704)875-9092

QUALITY CONTROL DATA

Project: CLOUD'S CHEVRON 1777
Pace Project No.: 9215089

QC Batch: MSV/2794
QC Batch Method: EPA 8260
Analysis Method: EPA 8260
Analysis Description: 8260 MSV Oxygenates
Associated Lab Samples: 9215089002, 9215089024

METHOD BLANK: 88381
Associated Lab Samples: 9215089002, 9215089024

Parameter	Units	Blank Result	Reporting Limit	Qualifiers
3,3-Dimethyl-1-Butanol	ug/L	ND	100	
Benzene	ug/L	ND	5.0	
Diisopropyl ether	ug/L	ND	5.0	
Ethanol	ug/L	ND	200	
Ethyl-tert-butyl ether	ug/L	ND	10.0	
Ethylbenzene	ug/L	ND	5.0	
m&p-Xylene	ug/L	ND	10.0	
Methyl-tert-butyl ether	ug/L	ND	5.0	
Naphthalene	ug/L	ND	5.0	
o-Xylene	ug/L	ND	5.0	
tert-Amyl Alcohol	ug/L	ND	100	
tert-Amylmethyl ether	ug/L	ND	10.0	
tert-Butyl Alcohol	ug/L	ND	100	
tert-Butyl Formate	ug/L	ND	50.0	
Toluene	ug/L	ND	5.0	
Xylene (Total)	ug/L	ND	10.0	
1,2-Dichloroethane-d4 (S)	%	98	79-120	
4-Bromofluorobenzene (S)	%	98	87-109	
Dibromofluoromethane (S)	%	99	85-115	
Toluene-d8 (S)	%	101	70-120	

LABORATORY CONTROL SAMPLE: 88382

Parameter	Units	Spike Conc.	LCS Result	LCS % Rec	% Rec Limits	Qualifiers
3,3-Dimethyl-1-Butanol	ug/L	1000	1160	116	55-148	
Benzene	ug/L	50	58.0	116	78-128	
Diisopropyl ether	ug/L	50	59.9	120	74-131	
Ethanol	ug/L	2000	2460	123	53-150	
Ethyl-tert-butyl ether	ug/L	100	112	112	77-136	
Ethylbenzene	ug/L	50	60.5	121	80-127	
m&p-Xylene	ug/L	100	122	122	82-127	
Methyl-tert-butyl ether	ug/L	50	51.8	104	71-130	
Naphthalene	ug/L	50	67.2	134	52-136	
o-Xylene	ug/L	50	59.5	119	83-124	
tert-Amyl Alcohol	ug/L	1000	896	90	50-150	
tert-Amylmethyl ether	ug/L	100	112	112	50-150	
tert-Butyl Alcohol	ug/L	500	424	85	50-150	
tert-Butyl Formate	ug/L	200	126	63	50-150	
Toluene	ug/L	50	59.6	119	76-126	
Xylene (Total)	ug/L	150	182	121	83-125	
1,2-Dichloroethane-d4 (S)	%			102	79-120	

This report shall not be reproduced, except in full,
without the written consent of Pace Analytical Services, Inc..

ACCREDITED IN ACCORDANCE WITH nelac

Pace Analytical
www.pacelabs.com

Pace Analytical Services, Inc.
2225 Riverside Dr.
Asheville, NC 28804
(828)254-7176

Pace Analytical Services, Inc.
9800 Kincey Ave. Suite 100
Huntersville, NC 28078
(704)875-9092

QUALITY CONTROL DATA

Project: CLOUD'S CHEVRON 1777
Pace Project No.: 9215089

LABORATORY CONTROL SAMPLE: 88382

Parameter	Units	Spike Conc.	LCS Result	LCS % Rec	% Rec Limits	Qualifiers
4-Bromofluorobenzene (S)	%			102	87-109	
Dibromofluoromethane (S)	%			100	85-115	
Toluene-d8 (S)	%			102	70-120	

MATRIX SPIKE & MATRIX SPIKE DUPLICATE: 88383 88384

Parameter	Units	9215003032 Result	MS Spike Conc.	MSD Spike Conc.	MS Result	MSD Result	MS % Rec	MSD % Rec	% Rec Limits	RPD	Max RPD	Qual
Benzene	ug/L	ND	50	50	50.0	48.5	100	97	74-136	3	30	
Toluene	ug/L	ND	50	50	49.9	48.7	100	97	73-131	2	30	
1,2-Dichloroethane-d4 (S)	%						85	82	79-120			
4-Bromofluorobenzene (S)	%						110	113	87-109			S0
Dibromofluoromethane (S)	%						87	86	85-115			
Toluene-d8 (S)	%						95	94	70-120			

This report shall not be reproduced, except in full,
without the written consent of Pace Analytical Services, Inc..

ACCREDITED IN ACCORDANCE WITH nelac

Pace Analytical®
www.pacelabs.com

Pace Analytical Services, Inc.
2225 Riverside Dr.
Asheville, NC 28804
(828)254-7176

Pace Analytical Services, Inc.
9800 Kincey Ave. Suite 100
Huntersville, NC 28078
(704)875-9092

QUALITY CONTROL DATA

Project: CLOUD'S CHEVRON 1777
Pace Project No.: 9215089

QC Batch: MSV/2798 Analysis Method: EPA 8260
QC Batch Method: EPA 8260 Analysis Description: 8260 MSV Oxygenates
Associated Lab Samples: 9215089019, 9215089055, 9215089056

METHOD BLANK: 88744
Associated Lab Samples: 9215089019, 9215089055, 9215089056

Parameter	Units	Blank Result	Reporting Limit	Qualifiers
3,3-Dimethyl-1-Butanol	ug/L	ND	100	
Benzene	ug/L	ND	5.0	
Diisopropyl ether	ug/L	ND	5.0	
Ethanol	ug/L	ND	200	
Ethyl-tert-butyl ether	ug/L	ND	10.0	
Ethylbenzene	ug/L	ND	5.0	
m&p-Xylene	ug/L	ND	10.0	
Methyl-tert-butyl ether	ug/L	ND	5.0	
Naphthalene	ug/L	ND	5.0	
o-Xylene	ug/L	ND	5.0	
tert-Amyl Alcohol	ug/L	ND	100	
tert-Amylmethyl ether	ug/L	ND	10.0	
tert-Butyl Alcohol	ug/L	ND	100	
tert-Butyl Formate	ug/L	ND	50.0	
Toluene	ug/L	ND	5.0	
Xylene (Total)	ug/L	ND	10.0	
1,2-Dichloroethane-d4 (S)	%	99	79-120	
4-Bromofluorobenzene (S)	%	101	87-109	
Dibromofluoromethane (S)	%	98	85-115	
Toluene-d8 (S)	%	99	70-120	

LABORATORY CONTROL SAMPLE: 88745

Parameter	Units	Spike Conc.	LCS Result	LCS % Rec	% Rec Limits	Qualifiers
3,3-Dimethyl-1-Butanol	ug/L	1000	918	92	55-148	
Benzene	ug/L	50	50.2	100	78-128	
Diisopropyl ether	ug/L	50	50.3	101	74-131	
Ethanol	ug/L	2000	1820	91	53-150	
Ethyl-tert-butyl ether	ug/L	100	97.5	97	77-136	
Ethylbenzene	ug/L	50	50.6	101	80-127	
m&p-Xylene	ug/L	100	104	104	82-127	
Methyl-tert-butyl ether	ug/L	50	47.5	95	71-130	
Naphthalene	ug/L	50	52.8	106	52-136	
o-Xylene	ug/L	50	50.7	101	83-124	
tert-Amyl Alcohol	ug/L	1000	859	86	50-150	
tert-Amylmethyl ether	ug/L	100	99.7	100	50-150	
tert-Butyl Alcohol	ug/L	500	401	80	50-150	
tert-Butyl Formate	ug/L	200	181	91	50-150	
Toluene	ug/L	50	50.4	101	76-126	
Xylene (Total)	ug/L	150	155	103	83-125	
1,2-Dichloroethane-d4 (S)	%			100	79-120	

This report shall not be reproduced, except in full,
without the written consent of Pace Analytical Services, Inc..

ACCREDITED IN ACCORDANCE WITH nelac

Pace Analytical
www.pacelabs.com

Pace Analytical Services, Inc.
2225 Riverside Dr.
Asheville, NC 28804
(828)254-7176

Pace Analytical Services, Inc.
9800 Kincey Ave. Suite 100
Huntersville, NC 28078
(704)875-9092

QUALITY CONTROL DATA

Project: CLOUD'S CHEVRON 1777
Pace Project No.: 9215089

LABORATORY CONTROL SAMPLE: 88745

Parameter	Units	Spike Conc.	LCS Result	LCS % Rec	% Rec Limits	Qualifiers
4-Bromofluorobenzene (S)	%			101	87-109	
Dibromofluoromethane (S)	%			98	85-115	
Toluene-d8 (S)	%			101	70-120	

This report shall not be reproduced, except in full,
without the written consent of Pace Analytical Services, Inc..

ACCREDITED IN ACCORDANCE WITH nelac

Pace Analytical
www.pacelabs.com

Pace Analytical Services, Inc.
2225 Riverside Dr.
Asheville, NC 28804
(828)254-7176

Pace Analytical Services, Inc.
9800 Kincey Ave. Suite 100
Huntersville, NC 28078
(704)875-9092

QUALITY CONTROL DATA

Project: CLOUD'S CHEVRON 1777
Pace Project No.: 9215089

QC Batch: MSV/2805
QC Batch Method: EPA 8260
Analysis Method: EPA 8260
Analysis Description: 8260 MSV Oxygenates
Associated Lab Samples: 9215089023

METHOD BLANK: 89119
Associated Lab Samples: 9215089023

Parameter	Units	Blank Result	Reporting Limit	Qualifiers
3,3-Dimethyl-1-Butanol	ug/L	ND	100	
Benzene	ug/L	ND	5.0	
Diisopropyl ether	ug/L	ND	5.0	
Ethanol	ug/L	ND	200	
Ethyl-tert-butyl ether	ug/L	ND	10.0	
Ethylbenzene	ug/L	ND	5.0	
m&p-Xylene	ug/L	ND	10.0	
Methyl-tert-butyl ether	ug/L	ND	5.0	
Naphthalene	ug/L	ND	5.0	
o-Xylene	ug/L	ND	5.0	
tert-Amyl Alcohol	ug/L	ND	100	
tert-Amylmethyl ether	ug/L	ND	10.0	
tert-Butyl Alcohol	ug/L	ND	100	
tert-Butyl Formate	ug/L	ND	50.0	
Toluene	ug/L	ND	5.0	
Xylene (Total)	ug/L	ND	10.0	
1,2-Dichloroethane-d4 (S)	%	99	79-120	
4-Bromofluorobenzene (S)	%	97	87-109	
Dibromofluoromethane (S)	%	98	85-115	
Toluene-d8 (S)	%	101	70-120	

LABORATORY CONTROL SAMPLE: 89120

Parameter	Units	Spike Conc.	LCS Result	LCS % Rec	% Rec Limits	Qualifiers
3,3-Dimethyl-1-Butanol	ug/L	1000	1010	101	55-148	
Benzene	ug/L	50	53.7	107	78-128	
Diisopropyl ether	ug/L	50	54.5	109	74-131	
Ethanol	ug/L	2000	2170	109	53-150	
Ethyl-tert-butyl ether	ug/L	100	110	110	77-136	
Ethylbenzene	ug/L	50	55.9	112	80-127	
m&p-Xylene	ug/L	100	113	113	82-127	
Methyl-tert-butyl ether	ug/L	50	50.5	101	71-130	
Naphthalene	ug/L	50	65.9	132	52-136	
o-Xylene	ug/L	50	54.3	109	83-124	
tert-Amyl Alcohol	ug/L	1000	833	83	50-150	
tert-Amylmethyl ether	ug/L	100	112	112	50-150	
tert-Butyl Alcohol	ug/L	500	397	79	50-150	
tert-Butyl Formate	ug/L	200	203	102	50-150	
Toluene	ug/L	50	53.6	107	76-126	
Xylene (Total)	ug/L	150	167	111	83-125	
1,2-Dichloroethane-d4 (S)	%			101	79-120	

This report shall not be reproduced, except in full,
without the written consent of Pace Analytical Services, Inc..

ACCREDITED IN ACCORDANCE WITH nelac

Pace Analytical®
www.pacelabs.com

Pace Analytical Services, Inc.
2225 Riverside Dr.
Asheville, NC 28804
(828)254-7176

Pace Analytical Services, Inc.
9800 Kincey Ave. Suite 100
Huntersville, NC 28078
(704)875-9092

QUALITY CONTROL DATA

Project: CLOUD'S CHEVRON 1777
Pace Project No.: 9215089

LABORATORY CONTROL SAMPLE: 89120

Parameter	Units	Spike Conc.	LCS Result	LCS % Rec	% Rec Limits	Qualifiers
4-Bromofluorobenzene (S)	%			102	87-109	
Dibromofluoromethane (S)	%			98	85-115	
Toluene-d8 (S)	%			100	70-120	

This report shall not be reproduced, except in full,
without the written consent of Pace Analytical Services, Inc..

ACCREDITED IN ACCORDANCE WITH nelac

Pace Analytical®
www.pacelabs.com

Pace Analytical Services, Inc.
2225 Riverside Dr.
Asheville, NC 28804
(828)254-7176

Pace Analytical Services, Inc.
9800 Kincey Ave. Suite 100
Huntersville, NC 28078
(704)875-9092

QUALITY CONTROL DATA

Project: CLOUD'S CHEVRON 1777
Pace Project No.: 9215089

QC Batch: MSV/2806
QC Batch Method: EPA 8260
Analysis Method: EPA 8260
Analysis Description: 8260 MSV Oxygenates
Associated Lab Samples: 9215089017, 9215089034

METHOD BLANK: 89220
Associated Lab Samples: 9215089017, 9215089034

Parameter	Units	Blank Result	Reporting Limit	Qualifiers
3,3-Dimethyl-1-Butanol	ug/L	ND	100	
Benzene	ug/L	ND	5.0	
Diisopropyl ether	ug/L	ND	5.0	
Ethanol	ug/L	ND	200	
Ethyl-tert-butyl ether	ug/L	ND	10.0	
Ethylbenzene	ug/L	ND	5.0	
m&p-Xylene	ug/L	ND	10.0	
Methyl-tert-butyl ether	ug/L	ND	5.0	
Naphthalene	ug/L	ND	5.0	
o-Xylene	ug/L	ND	5.0	
tert-Amyl Alcohol	ug/L	ND	100	
tert-Amylmethyl ether	ug/L	ND	10.0	
tert-Butyl Alcohol	ug/L	ND	100	
tert-Butyl Formate	ug/L	ND	50.0	
Toluene	ug/L	ND	5.0	
Xylene (Total)	ug/L	ND	10.0	
1,2-Dichloroethane-d4 (S)	%	102	79-120	
4-Bromofluorobenzene (S)	%	101	87-109	
Dibromofluoromethane (S)	%	102	85-115	
Toluene-d8 (S)	%	100	70-120	

LABORATORY CONTROL SAMPLE: 89221

Parameter	Units	Spike Conc.	LCS Result	LCS % Rec	% Rec Limits	Qualifiers
3,3-Dimethyl-1-Butanol	ug/L	1000	1150	115	55-148	
Benzene	ug/L	50	57.2	114	78-128	
Diisopropyl ether	ug/L	50	64.0	128	74-131	
Ethanol	ug/L	2000	2360	118	53-150	
Ethyl-tert-butyl ether	ug/L	100	128	128	77-136	
Ethylbenzene	ug/L	50	57.2	114	80-127	
m&p-Xylene	ug/L	100	113	113	82-127	
Methyl-tert-butyl ether	ug/L	50	59.4	119	71-130	
Naphthalene	ug/L	50	60.9	122	52-136	
o-Xylene	ug/L	50	55.4	111	83-124	
tert-Amyl Alcohol	ug/L	1000	1140	114	50-150	
tert-Amylmethyl ether	ug/L	100	132	132	50-150	
tert-Butyl Alcohol	ug/L	500	544	109	50-150	
tert-Butyl Formate	ug/L	200	212	106	50-150	
Toluene	ug/L	50	61.4	123	76-126	
Xylene (Total)	ug/L	150	169	113	83-125	
1,2-Dichloroethane-d4 (S)	%			100	79-120	

This report shall not be reproduced, except in full,
without the written consent of Pace Analytical Services, Inc..

ACCREDITED IN ACCORDANCE WITH nelac

Pace Analytical®
www.pacelabs.com

Pace Analytical Services, Inc.
2225 Riverside Dr.
Asheville, NC 28804
(828)254-7176

Pace Analytical Services, Inc.
9800 Kincey Ave. Suite 100
Huntersville, NC 28078
(704)875-9092

QUALITY CONTROL DATA

Project: CLOUD'S CHEVRON 1777
Pace Project No.: 9215089

LABORATORY CONTROL SAMPLE: 89221

Parameter	Units	Spike Conc.	LCS Result	LCS % Rec	% Rec Limits	Qualifiers
4-Bromofluorobenzene (S)	%			102	87-109	
Dibromofluoromethane (S)	%			101	85-115	
Toluene-d8 (S)	%			100	70-120	

This report shall not be reproduced, except in full,
without the written consent of Pace Analytical Services, Inc..

ACCREDITED IN ACCORDANCE WITH nelac

Pace Analytical®
www.pacelabs.com

Pace Analytical Services, Inc.
2225 Riverside Dr.
Asheville, NC 28804
(828)254-7176

Pace Analytical Services, Inc.
9800 Kincey Ave. Suite 100
Huntersville, NC 28078
(704)875-9092

QUALITY CONTROL DATA

Project: CLOUD'S CHEVRON 1777
Pace Project No.: 9215089

QC Batch: OEXT/2650 Analysis Method: EPA 8011
QC Batch Method: EPA 8011 Analysis Description: GCS 8011 EDB DBCP
Associated Lab Samples: 9215089001, 9215089002, 9215089003, 9215089004, 9215089005, 9215089006, 9215089007, 9215089008, 9215089009, 9215089010, 9215089011

METHOD BLANK: 89377

Associated Lab Samples: 9215089001, 9215089002, 9215089003, 9215089004, 9215089005, 9215089006, 9215089007, 9215089008, 9215089009, 9215089010, 9215089011

Parameter	Units	Blank Result	Reporting Limit	Qualifiers
1,2-Dibromoethane (EDB)	ug/L	ND	0.020	
1-Chloro-2-bromopropane (S)	%	87	60-140	

LABORATORY CONTROL SAMPLE & LCSD: 89378 89379

Parameter	Units	Spike Conc.	LCS Result	LCSD Result	LCS % Rec	LCSD % Rec	% Rec Limits	RPD	Max RPD	Qualifiers
1,2-Dibromoethane (EDB)	ug/L	.29	0.26	0.27	90	94	60-140	4	20	
1-Chloro-2-bromopropane (S)	%				97	92	60-140			

MATRIX SPIKE & MATRIX SPIKE DUPLICATE: 89380 89381

Parameter	Units	9214992001 Result	MS Spike Conc.	MSD Spike Conc.	MS Result	MSD Result	MS % Rec	MSD % Rec	% Rec Limits	RPD	Max RPD	Qual
1,2-Dibromoethane (EDB)	ug/L	ND	.29	.29	0.25	0.25	88	88	60-140	0	20	
1-Chloro-2-bromopropane (S)	%						109	110	60-140			

SAMPLE DUPLICATE: 89382

Parameter	Units	9214992002 Result	Dup Result	RPD	Max RPD	Qualifiers
1,2-Dibromoethane (EDB)	ug/L	ND	ND	0	20	
1-Chloro-2-bromopropane (S)	%		98	9		

This report shall not be reproduced, except in full,
without the written consent of Pace Analytical Services, Inc..

ACCREDITED IN ACCORDANCE WITH nelac

Pace Analytical®
www.pacelabs.com

Pace Analytical Services, Inc.
2225 Riverside Dr.
Asheville, NC 28804
(828)254-7176

Pace Analytical Services, Inc.
9800 Kincey Ave. Suite 100
Huntersville, NC 28078
(704)875-9092

QUALITY CONTROL DATA

Project: CLOUD'S CHEVRON 1777
Pace Project No.: 9215089

QC Batch: OEXT/2651 Analysis Method: EPA 8011
QC Batch Method: EPA 8011 Analysis Description: GCS 8011 EDB DBCP
Associated Lab Samples: 9215089012, 9215089013, 9215089014, 9215089015, 9215089016, 9215089017, 9215089018, 9215089019, 9215089020, 9215089021, 9215089022, 9215089023, 9215089024, 9215089025, 9215089026, 9215089027, 9215089028, 9215089029, 9215089030, 9215089031

METHOD BLANK: 89383

Associated Lab Samples: 9215089012, 9215089013, 9215089014, 9215089015, 9215089016, 9215089017, 9215089018, 9215089019, 9215089020, 9215089021, 9215089022, 9215089023, 9215089024, 9215089025, 9215089026, 9215089027, 9215089028, 9215089029, 9215089030, 9215089031

Parameter	Units	Blank Result	Reporting Limit	Qualifiers
1,2-Dibromoethane (EDB)	ug/L	ND	0.020	
1-Chloro-2-bromopropane (S)	%	83	60-140	

LABORATORY CONTROL SAMPLE & LCSD: 89384 89385

Parameter	Units	Spike Conc.	LCS Result	LCSD Result	LCS % Rec	LCSD % Rec	% Rec Limits	RPD	Max RPD	Qualifiers
1,2-Dibromoethane (EDB)	ug/L	.29	0.33	0.31	116	108	60-140	7	20	
1-Chloro-2-bromopropane (S)	%				103	96	60-140			

MATRIX SPIKE & MATRIX SPIKE DUPLICATE: 89386 89387

Parameter	Units	9215089012 Result	MS Spike Conc.	MSD Spike Conc.	MS Result	MSD Result	MS % Rec	MSD % Rec	% Rec Limits	RPD	Max RPD	Qual
1,2-Dibromoethane (EDB)	ug/L	ND	.29	.29	0.33	0.33	116	116	60-140	0	20	
1-Chloro-2-bromopropane (S)	%						77	76	60-140			

SAMPLE DUPLICATE: 89388

Parameter	Units	9215089013 Result	Dup Result	RPD	Max RPD	Qualifiers
1,2-Dibromoethane (EDB)	ug/L	ND	ND	0	20	
1-Chloro-2-bromopropane (S)	%		101	13		

This report shall not be reproduced, except in full,
without the written consent of Pace Analytical Services, Inc..

ACCREDITED IN ACCORDANCE WITH nelac

Pace Analytical®
www.pacelabs.com

Pace Analytical Services, Inc.
2225 Riverside Dr.
Asheville, NC 28804
(828)254-7176

Pace Analytical Services, Inc.
9800 Kincey Ave. Suite 100
Huntersville, NC 28078
(704)875-9092

QUALITY CONTROL DATA

Project: CLOUD'S CHEVRON 1777
Pace Project No.: 9215089

QC Batch: OEXT/2652 Analysis Method: EPA 8011
QC Batch Method: EPA 8011 Analysis Description: GCS 8011 EDB DBCP
Associated Lab Samples: 9215089032, 9215089033, 9215089034, 9215089035, 9215089036, 9215089037, 9215089038, 9215089039, 9215089040, 9215089041, 9215089042, 9215089043, 9215089044, 9215089045, 9215089046, 9215089047, 9215089053, 9215089054, 9215089055, 9215089056

METHOD BLANK: 89389
Associated Lab Samples: 9215089032, 9215089033, 9215089034, 9215089035, 9215089036, 9215089037, 9215089038, 9215089039, 9215089040, 9215089041, 9215089042, 9215089043, 9215089044, 9215089045, 9215089046, 9215089047, 9215089053, 9215089054, 9215089055, 9215089056

Parameter	Units	Blank Result	Reporting Limit	Qualifiers
1,2-Dibromoethane (EDB)	ug/L	ND	0.020	
1-Chloro-2-bromopropane (S)	%	82	60-140	

LABORATORY CONTROL SAMPLE & LCSD: 89390 89391

Parameter	Units	Spike Conc.	LCS Result	LCSD Result	LCS % Rec	LCSD % Rec	% Rec Limits	RPD	Max RPD	Qualifiers
1,2-Dibromoethane (EDB)	ug/L	.29	0.29	0.31	102	108	60-140	6	20	
1-Chloro-2-bromopropane (S)	%				84	91	60-140			

MATRIX SPIKE & MATRIX SPIKE DUPLICATE: 89392 89393

Parameter	Units	9215089032 Result	MS Spike Conc.	MSD Spike Conc.	MS Result	MSD Result	MS % Rec	MSD % Rec	% Rec Limits	RPD	Max RPD	Qual
1,2-Dibromoethane (EDB)	ug/L	ND	.29	.29	0.33	0.33	116	114	60-140	2	20	
1-Chloro-2-bromopropane (S)	%						99	100	60-140			

SAMPLE DUPLICATE: 89394

Parameter	Units	9215089033 Result	Dup Result	RPD	Max RPD	Qualifiers
1,2-Dibromoethane (EDB)	ug/L	ND	ND	0	20	
1-Chloro-2-bromopropane (S)	%		86	3		

This report shall not be reproduced, except in full,
without the written consent of Pace Analytical Services, Inc..

ACCREDITED IN ACCORDANCE WITH nelac

Pace Analytical
www.pacelabs.com

Pace Analytical Services, Inc.
2225 Riverside Dr.
Asheville, NC 28804
(828)254-7176

Pace Analytical Services, Inc.
9800 Kincey Ave. Suite 100
Huntersville, NC 28078
(704)875-9092

QUALITY CONTROL DATA

Project: CLOUD'S CHEVRON 1777
Pace Project No.: 9215089

QC Batch: MSV/2814
QC Batch Method: EPA 8260
Analysis Method: EPA 8260
Analysis Description: 8260 MSV Oxygenates
Associated Lab Samples: 9215089008, 9215089016

METHOD BLANK: 89411
Associated Lab Samples: 9215089008, 9215089016

Parameter	Units	Blank Result	Reporting Limit	Qualifiers
3,3-Dimethyl-1-Butanol	ug/L	ND	100	
Benzene	ug/L	ND	5.0	
Diisopropyl ether	ug/L	ND	5.0	
Ethanol	ug/L	ND	200	
Ethyl-tert-butyl ether	ug/L	ND	10.0	
Ethylbenzene	ug/L	ND	5.0	
m&p-Xylene	ug/L	ND	10.0	
Methyl-tert-butyl ether	ug/L	ND	5.0	
Naphthalene	ug/L	ND	5.0	
o-Xylene	ug/L	ND	5.0	
tert-Amyl Alcohol	ug/L	ND	100	
tert-Amylmethyl ether	ug/L	ND	10.0	
tert-Butyl Alcohol	ug/L	ND	100	
tert-Butyl Formate	ug/L	ND	50.0	
Toluene	ug/L	ND	5.0	
Xylene (Total)	ug/L	ND	10.0	
1,2-Dichloroethane-d4 (S)	%	100	79-120	
4-Bromofluorobenzene (S)	%	99	87-109	
Dibromofluoromethane (S)	%	101	85-115	
Toluene-d8 (S)	%	103	70-120	

LABORATORY CONTROL SAMPLE: 89412

Parameter	Units	Spike Conc.	LCS Result	LCS % Rec	% Rec Limits	Qualifiers
3,3-Dimethyl-1-Butanol	ug/L	1000	974	97	55-148	
Benzene	ug/L	50	49.4	99	78-128	
Diisopropyl ether	ug/L	50	51.2	102	74-131	
Ethanol	ug/L	2000	2000	100	53-150	
Ethyl-tert-butyl ether	ug/L	100	99.4	99	77-136	
Ethylbenzene	ug/L	50	49.3	99	80-127	
m&p-Xylene	ug/L	100	99.2	99	82-127	
Methyl-tert-butyl ether	ug/L	50	44.1	88	71-130	
Naphthalene	ug/L	50	60.7	121	52-136	
o-Xylene	ug/L	50	48.0	96	83-124	
tert-Amyl Alcohol	ug/L	1000	763	76	50-150	
tert-Amylmethyl ether	ug/L	100	100	100	50-150	
tert-Butyl Alcohol	ug/L	500	411	82	50-150	
tert-Butyl Formate	ug/L	200	176	88	50-150	
Toluene	ug/L	50	49.4	99	76-126	
Xylene (Total)	ug/L	150	147	98	83-125	
1,2-Dichloroethane-d4 (S)	%			103	79-120	

This report shall not be reproduced, except in full,
without the written consent of Pace Analytical Services, Inc..

ACCREDITED IN ACCORDANCE WITH nelac

Pace Analytical
www.pacelabs.com

Pace Analytical Services, Inc.
2225 Riverside Dr.
Asheville, NC 28804
(828)254-7176

Pace Analytical Services, Inc.
9800 Kincey Ave. Suite 100
Huntersville, NC 28078
(704)875-9092

QUALITY CONTROL DATA

Project: CLOUD'S CHEVRON 1777
Pace Project No.: 9215089

LABORATORY CONTROL SAMPLE: 89412

Parameter	Units	Spike Conc.	LCS Result	LCS % Rec	% Rec Limits	Qualifiers
4-Bromofluorobenzene (S)	%			99	87-109	
Dibromofluoromethane (S)	%			102	85-115	
Toluene-d8 (S)	%			103	70-120	

This report shall not be reproduced, except in full,
without the written consent of Pace Analytical Services, Inc..

ACCREDITED IN ACCORDANCE WITH nelac

Pace Analytical®
www.pacelabs.com

Pace Analytical Services, Inc.
2225 Riverside Dr.
Asheville, NC 28804
(828)254-7176

Pace Analytical Services, Inc.
9800 Kincey Ave. Suite 100
Huntersville, NC 28078
(704)875-9092

QUALITY CONTROL DATA

Project: CLOUD'S CHEVRON 1777
Pace Project No.: 9215089

QC Batch: MSV/2837
QC Batch Method: EPA 8260
Analysis Method: EPA 8260
Analysis Description: 8260 MSV Oxygenates
Associated Lab Samples: 9215089029

METHOD BLANK: 90051
Associated Lab Samples: 9215089029

Parameter	Units	Blank Result	Reporting Limit	Qualifiers
3,3-Dimethyl-1-Butanol	ug/L	ND	100	
Benzene	ug/L	ND	5.0	
Diisopropyl ether	ug/L	ND	5.0	
Ethanol	ug/L	ND	200	
Ethyl-tert-butyl ether	ug/L	ND	10.0	
Ethylbenzene	ug/L	ND	5.0	
m&p-Xylene	ug/L	ND	10.0	
Methyl-tert-butyl ether	ug/L	ND	5.0	
Naphthalene	ug/L	ND	5.0	
o-Xylene	ug/L	ND	5.0	
tert-Amyl Alcohol	ug/L	ND	100	
tert-Amylmethyl ether	ug/L	ND	10.0	
tert-Butyl Alcohol	ug/L	ND	100	
tert-Butyl Formate	ug/L	ND	50.0	
Toluene	ug/L	ND	5.0	
Xylene (Total)	ug/L	ND	10.0	
1,2-Dichloroethane-d4 (S)	%	103	79-120	
4-Bromofluorobenzene (S)	%	95	87-109	
Dibromofluoromethane (S)	%	102	85-115	
Toluene-d8 (S)	%	100	70-120	

LABORATORY CONTROL SAMPLE: 90052

Parameter	Units	Spike Conc.	LCS Result	LCS % Rec	% Rec Limits	Qualifiers
3,3-Dimethyl-1-Butanol	ug/L	1000	809	81	55-148	
Benzene	ug/L	50	44.5	89	78-128	
Diisopropyl ether	ug/L	50	47.6	95	74-131	
Ethanol	ug/L	2000	1590	79	53-150	
Ethyl-tert-butyl ether	ug/L	100	94.6	95	77-136	
Ethylbenzene	ug/L	50	45.1	90	80-127	
m&p-Xylene	ug/L	100	90.0	90	82-127	
Methyl-tert-butyl ether	ug/L	50	44.9	90	71-130	
Naphthalene	ug/L	50	50.0	100	52-136	
o-Xylene	ug/L	50	43.4	87	83-124	
tert-Amyl Alcohol	ug/L	1000	879	88	50-150	
tert-Amylmethyl ether	ug/L	100	95.9	96	50-150	
tert-Butyl Alcohol	ug/L	500	442	88	50-150	
tert-Butyl Formate	ug/L	200	181	91	50-150	
Toluene	ug/L	50	45.3	91	76-126	
Xylene (Total)	ug/L	150	133	89	83-125	
1,2-Dichloroethane-d4 (S)	%			100	79-120	

This report shall not be reproduced, except in full,
without the written consent of Pace Analytical Services, Inc..

ACCREDITED IN ACCORDANCE WITH nelac

Pace Analytical®
www.pacelabs.com

Pace Analytical Services, Inc.
2225 Riverside Dr.
Asheville, NC 28804
(828)254-7176

Pace Analytical Services, Inc.
9800 Kincey Ave. Suite 100
Huntersville, NC 28078
(704)875-9092

QUALITY CONTROL DATA

Project: CLOUD'S CHEVRON 1777
Pace Project No.: 9215089

LABORATORY CONTROL SAMPLE: 90052

Parameter	Units	Spike Conc.	LCS Result	LCS % Rec	% Rec Limits	Qualifiers
4-Bromofluorobenzene (S)	%			98	87-109	
Dibromofluoromethane (S)	%			101	85-115	
Toluene-d8 (S)	%			100	70-120	

MATRIX SPIKE & MATRIX SPIKE DUPLICATE: 90053 90054

Parameter	Units	9215478001 Result	MS Spike Conc.	MSD Spike Conc.	MS Result	MSD Result	MS % Rec	MSD % Rec	% Rec Limits	RPD	Max RPD	Qual
Benzene	ug/L	ND	50	50	54.9	55.3	110	111	74-136	.8	30	
Toluene	ug/L	ND	50	50	50.7	50.2	101	100	73-131	1	30	
1,2-Dichloroethane-d4 (S)	%						103	103	79-120			
4-Bromofluorobenzene (S)	%						93	94	87-109			
Dibromofluoromethane (S)	%						104	102	85-115			
Toluene-d8 (S)	%						98	99	70-120			

This report shall not be reproduced, except in full,
without the written consent of Pace Analytical Services, Inc..

ACCREDITED IN ACCORDANCE WITH nelac

Pace Analytical®
www.pacelabs.com

Pace Analytical Services, Inc.
2225 Riverside Dr.
Asheville, NC 28804
(828)254-7176

Pace Analytical Services, Inc.
9800 Kincey Ave. Suite 100
Huntersville, NC 28078
(704)875-9092

QUALITY CONTROL DATA

Project: CLOUD'S CHEVRON 1777
Pace Project No.: 9215089

QC Batch: MSV/2843
QC Batch Method: EPA 8260
Analysis Method: EPA 8260
Analysis Description: 8260 MSV Oxygenates
Associated Lab Samples: 9215089030, 9215089041

METHOD BLANK: 90285
Associated Lab Samples: 9215089030, 9215089041

Parameter	Units	Blank Result	Reporting Limit	Qualifiers
3,3-Dimethyl-1-Butanol	ug/L	ND	100	
Benzene	ug/L	ND	5.0	
Diisopropyl ether	ug/L	ND	5.0	
Ethanol	ug/L	ND	200	
Ethyl-tert-butyl ether	ug/L	ND	10.0	
Ethylbenzene	ug/L	ND	5.0	
m&p-Xylene	ug/L	ND	10.0	
Methyl-tert-butyl ether	ug/L	ND	5.0	
Naphthalene	ug/L	ND	5.0	
o-Xylene	ug/L	ND	5.0	
tert-Amyl Alcohol	ug/L	ND	100	
tert-Amylmethyl ether	ug/L	ND	10.0	
tert-Butyl Alcohol	ug/L	ND	100	
tert-Butyl Formate	ug/L	ND	50.0	
Toluene	ug/L	ND	5.0	
Xylene (Total)	ug/L	ND	10.0	
1,2-Dichloroethane-d4 (S)	%	104	79-120	
4-Bromofluorobenzene (S)	%	100	87-109	
Dibromofluoromethane (S)	%	104	85-115	
Toluene-d8 (S)	%	100	70-120	

LABORATORY CONTROL SAMPLE: 90286

Parameter	Units	Spike Conc.	LCS Result	LCS % Rec	% Rec Limits	Qualifiers
3,3-Dimethyl-1-Butanol	ug/L	1000	1250	125	55-148	
Benzene	ug/L	50	53.8	108	78-128	
Diisopropyl ether	ug/L	50	61.2	122	74-131	
Ethanol	ug/L	2000	2180	109	53-150	
Ethyl-tert-butyl ether	ug/L	100	121	121	77-136	
Ethylbenzene	ug/L	50	54.6	109	80-127	
m&p-Xylene	ug/L	100	111	111	82-127	
Methyl-tert-butyl ether	ug/L	50	59.6	119	71-130	
Naphthalene	ug/L	50	58.9	118	52-136	
o-Xylene	ug/L	50	52.6	105	83-124	
tert-Amyl Alcohol	ug/L	1000	1180	118	50-150	
tert-Amylmethyl ether	ug/L	100	120	120	50-150	
tert-Butyl Alcohol	ug/L	500	636	127	50-150	
tert-Butyl Formate	ug/L	200	246	123	50-150	
Toluene	ug/L	50	54.9	110	76-126	
Xylene (Total)	ug/L	150	163	109	83-125	
1,2-Dichloroethane-d4 (S)	%			104	79-120	

This report shall not be reproduced, except in full,
without the written consent of Pace Analytical Services, Inc..

ACCREDITED IN ACCORDANCE WITH nelac

Pace Analytical
www.pacelabs.com

Pace Analytical Services, Inc.
2225 Riverside Dr.
Asheville, NC 28804
(828)254-7176

Pace Analytical Services, Inc.
9800 Kincey Ave. Suite 100
Huntersville, NC 28078
(704)875-9092

QUALITY CONTROL DATA

Project: CLOUD'S CHEVRON 1777
Pace Project No.: 9215089

LABORATORY CONTROL SAMPLE: 90286

Parameter	Units	Spike Conc.	LCS Result	LCS % Rec	% Rec Limits	Qualifiers
4-Bromofluorobenzene (S)	%			100	87-109	
Dibromofluoromethane (S)	%			103	85-115	
Toluene-d8 (S)	%			102	70-120	

This report shall not be reproduced, except in full,
without the written consent of Pace Analytical Services, Inc..

ACCREDITED IN ACCORDANCE WITH nelac

Pace Analytical
www.pacelabs.com

Pace Analytical Services, Inc.
2225 Riverside Dr.
Asheville, NC 28804
(828)254-7176

Pace Analytical Services, Inc.
9800 Kincey Ave. Suite 100
Huntersville, NC 28078
(704)875-9092

QUALITY CONTROL DATA

Project: CLOUD'S CHEVRON 1777
Pace Project No.: 9215089

QC Batch: MSV/2847
QC Batch Method: EPA 8260
Associated Lab Samples: 9215089020

Analysis Method: EPA 8260
Analysis Description: 8260 MSV Oxygenates

METHOD BLANK: 90392
Associated Lab Samples: 9215089020

Parameter	Units	Blank Result	Reporting Limit	Qualifiers
3,3-Dimethyl-1-Butanol	ug/L	ND	100	
Benzene	ug/L	ND	5.0	
Diisopropyl ether	ug/L	ND	5.0	
Ethanol	ug/L	ND	200	
Ethyl-tert-butyl ether	ug/L	ND	10.0	
Ethylbenzene	ug/L	ND	5.0	
m&p-Xylene	ug/L	ND	10.0	
Methyl-tert-butyl ether	ug/L	ND	5.0	
Naphthalene	ug/L	ND	5.0	
o-Xylene	ug/L	ND	5.0	
tert-Amyl Alcohol	ug/L	ND	100	
tert-Amylmethyl ether	ug/L	ND	10.0	
tert-Butyl Alcohol	ug/L	ND	100	
tert-Butyl Formate	ug/L	ND	50.0	
Toluene	ug/L	ND	5.0	
Xylene (Total)	ug/L	ND	10.0	
1,2-Dichloroethane-d4 (S)	%	107	79-120	
4-Bromofluorobenzene (S)	%	99	87-109	
Dibromofluoromethane (S)	%	105	85-115	
Toluene-d8 (S)	%	100	70-120	

LABORATORY CONTROL SAMPLE: 90393

Parameter	Units	Spike Conc.	LCS Result	LCS % Rec	% Rec Limits	Qualifiers
3,3-Dimethyl-1-Butanol	ug/L	1000	1230	123	55-148	
Benzene	ug/L	50	53.9	108	78-128	
Diisopropyl ether	ug/L	50	62.7	125	74-131	
Ethanol	ug/L	2000	2670	133	53-150	
Ethyl-tert-butyl ether	ug/L	100	125	125	77-136	
Ethylbenzene	ug/L	50	54.8	110	80-127	
m&p-Xylene	ug/L	100	111	111	82-127	
Methyl-tert-butyl ether	ug/L	50	62.1	124	71-130	
Naphthalene	ug/L	50	57.2	114	52-136	
o-Xylene	ug/L	50	53.0	106	83-124	
tert-Amyl Alcohol	ug/L	1000	1150	115	50-150	
tert-Amylmethyl ether	ug/L	100	120	120	50-150	
tert-Butyl Alcohol	ug/L	500	641	128	50-150	
tert-Butyl Formate	ug/L	200	257	128	50-150	
Toluene	ug/L	50	54.7	109	76-126	
Xylene (Total)	ug/L	150	164	110	83-125	
1,2-Dichloroethane-d4 (S)	%			110	79-120	

This report shall not be reproduced, except in full,
without the written consent of Pace Analytical Services, Inc..

ACCREDITED IN ACCORDANCE WITH nelac

Pace Analytical®
www.pacelabs.com

Pace Analytical Services, Inc.
2225 Riverside Dr.
Asheville, NC 28804
(828)254-7176

Pace Analytical Services, Inc.
9800 Kincey Ave. Suite 100
Huntersville, NC 28078
(704)875-9092

QUALITY CONTROL DATA

Project: CLOUD'S CHEVRON 1777
Pace Project No.: 9215089

LABORATORY CONTROL SAMPLE: 90393

Parameter	Units	Spike Conc.	LCS Result	LCS % Rec	% Rec Limits	Qualifiers
4-Bromofluorobenzene (S)	%			99	87-109	
Dibromofluoromethane (S)	%			106	85-115	
Toluene-d8 (S)	%			101	70-120	

MATRIX SPIKE & MATRIX SPIKE DUPLICATE: 90444 90445

Parameter	Units	9215478003 Result	MS Spike Conc.	MSD Spike Conc.	MS Result	MSD Result	MS % Rec	MSD % Rec	% Rec Limits	RPD	Max RPD	Qual
Benzene	ug/L	ND	50	50	52.4	54.0	105	108	74-136	3	30	
Toluene	ug/L	ND	50	50	51.7	52.9	103	105	73-131	2	30	
1,2-Dichloroethane-d4 (S)	%						105	104	79-120			
4-Bromofluorobenzene (S)	%						98	99	87-109			
Dibromofluoromethane (S)	%						105	105	85-115			
Toluene-d8 (S)	%						100	100	70-120			

This report shall not be reproduced, except in full,
without the written consent of Pace Analytical Services, Inc..

ACCREDITED IN ACCORDANCE WITH nelac

Pace Analytical®
www.pacelabs.com

Pace Analytical Services, Inc.
2225 Riverside Dr.
Asheville, NC 28804
(828)254-7176

Pace Analytical Services, Inc.
9800 Kincey Ave. Suite 100
Huntersville, NC 28078
(704)875-9092

QUALIFIERS

Project: CLOUD'S CHEVRON 1777
Pace Project No.: 9215089

DEFINITIONS

DF - Dilution Factor, if reported, represents the factor applied to the reported data due to changes in sample preparation, dilution of the sample aliquot, or moisture content.

ND - Not Detected at or above adjusted reporting limit.

J - Estimated concentration above the adjusted method detection limit and below the adjusted reporting limit.

MDL - Adjusted Method Detection Limit.

S - Surrogate

1,2-Diphenylhydrazine (8270 listed analyte) decomposes to Azobenzene.

Consistent with EPA guidelines, unrounded data are displayed and have been used to calculate % recovery and RPD values.

LCS(D) - Laboratory Control Sample (Duplicate)

MS(D) - Matrix Spike (Duplicate)

DUP - Sample Duplicate

RPD - Relative Percent Difference

NC - Not Calculable.

Pace Analytical is NELAP accredited. Contact your Pace PM for the current list of accredited analytes.

ANALYTE QUALIFIERS

C8	Result may be biased high due to carryover from previously analyzed sample.
E	Analyte concentration exceeded the calibration range. The reported result is estimated.
M0	Matrix spike recovery was outside laboratory control limits.
S0	Surrogate recovery outside laboratory control limits.
S2	Surrogate recovery outside laboratory control limits due to matrix interferences (confirmed by similar results from sample re-analysis).
S3	Surrogate recovery exceeded laboratory control limits. Analyte presence below reporting limits in associated samples. Results unaffected by high bias.
S4	Surrogate recovery not evaluated against control limits due to sample dilution.

This report shall not be reproduced, except in full,
without the written consent of Pace Analytical Services, Inc..

ACCREDITED IN ACCORDANCE WITH nelac

Pace Analytical
www.pacelabs.com

CHAIN-OF-CUSTODY / Analytical Request Document

The Chain-of-Custody is a LEGAL DOCUMENT. All relevant fields must be completed accurately.

Section A Required Client Information:		Section B Required Project Information:		Section C Invoice Information:	
Company:	Palmetto Environmental Group, Inc.	Report To:	James Cooper	Attention:	
Address:	P. O. Box 427, Elgin, SC 29045			Company Name:	
		Copy To:		Address:	
Email To:	slotsky@bellsouth.net	Purchase Order No.		Pace Quote Reference:	
Phone:	803-438-1331 Fax: 803-438-1331	Client Project ID:	CLOUD'S CHEVRON	Pace Project Manager:	Godwin, Kevin
Requested Due Date/TAT:	10 Day (Default)	Container Order Number:	1777	Pace Profile #:	1435-2

Regulatory Agency

State / Location: South Carolina

MATRIX codes: Drinking Water (DW), Water (WT), Waste Water (WW), Product (P), Soil/Solid (SL), Oil (OL), Wipe (WP), Air (AR), Other (OT), TS

ITEM#	SAMPLE ID (One Character per box. (A-Z, 0-9 / , -) Sample ids must be unique)	MATRIX CODE (see valid codes to left)	SAMPLE TYPE (G=GRAB C=COMP)	COLLECTED START DATE	COLLECTED START TIME	COLLECTED END DATE	COLLECTED END TIME	SAMPLE TEMP AT COLLECTION	# OF CONTAINERS	Preservatives: Unpreserved	H2SO4	HNO3	HCl	NaOH	Na2S2O3	Methanol	Other	Analyses Test Y/N	BTEXMN	OXYGENATES	EDB	Residual Chlorine (Y/N)	9215089
1	MW-4			3/3/2008	1008														X	X	X		9215089001
2	MW-5			3/3/2008	1152														X	X	X		002
3	MW-6			3/3/2008	1136														X	X	X		003
4	MW-7			3/3/2008	1122														X	X	X		004
5	MW-8			3/3/2008	1053														X	X	X		005
6	MW-16			3/6/2008	1544														X	X	X		006
7	MW-22			3/3/2008	1349														X	X	X		007
8	MW-23			3/3/2008	1508														X	X	X		008
9	MW-24			3/3/2008	1455														X	X	X		009
10	MW-25			3/3/2008	1303														X	X	X		010
11	MW-26			3/3/2008	1129														X	X	X		011
12	MW-27			3/3/2008	1332														X	X	X		012

ADDITIONAL COMMENTS	RELINQUISHED BY / AFFILIATION	DATE	TIME	ACCEPTED BY / AFFILIATION	DATE	TIME	SAMPLE CONDITIONS			
per client MW-3 3/3/08 @ 1200		3/10/08	1007		3/10/08	1067				
was added 9215089056 KB 3/11/08		3/10/08	1513	George Moody - Pace	3-10-08	1511				
MW-5AR 3/3/08 @ 0800		3-10-08	2013		3/10	0830	1.6	U	N	U
was added 9215089055 KB 3/11/08										

SAMPLER NAME AND SIGNATURE			TEMP in C	Received on Ice (Y/N)	Custody Sealed Cooler (Y/N)	Samples Intact (Y/N)
PRINT Name of SAMPLER:	Eddie Legrand					
SIGNATURE of SAMPLER:	Eddie Legrand	DATE Signed: 3/6/08				

Pace Analytical
www.pacelabs.com

CHAIN-OF-CUSTODY / Analytical Request Document

The Chain-of-Custody is a LEGAL DOCUMENT. All relevant fields must be completed accurately.

Section A
Required Client Information:

Company:	Palmetto Environmental Group, Inc.
Address:	P. O. Box 427, Elgin, SC 29045
Email To:	slotsky@bellsouth.net
Phone:	803-438-1331 Fax: 803-438-1331
Requested Due Date/TAT:	10 Day (Default)

Section B
Required Project Information:

Report To:	James Cooper
Copy To:	
Purchase Order No.	
Client Project ID:	CLOUD'S CHEVRON
Container Order Number:	1777

Section C
Invoice Information:

Attention:	
Company Name:	
Address:	
Pace Quote Reference:	
Pace Project Manager:	Godwin, Kevin
Pace Profile #:	

Regulatory Agency

State / Location
South Carolina

Requested Analysis Filtered (Y/N)

ITEM#	SAMPLE ID (One Character per box. (A-Z, 0-9 / , -) Sample Ids must be unique)	MATRIX CODE (see valid codes to left)	SAMPLE TYPE (G=GRAB C=COMP)	COLLECTED START DATE	COLLECTED START TIME	COLLECTED END DATE	COLLECTED END TIME	SAMPLE TEMP AT COLLECTION	# OF CONTAINERS	Preservatives: Unpreserved	H2SO4	HNO3	HCl	NaOH	Na2S2O3	Methanol	Other	Analyses Test Y/N	BTEXMN	OXYGENATES	EDB	Residual Chlorine (Y/N)	9215089
1	MW-28			3/3/2008	1328														X	X	X		9215089013
2	MW-29			3/3/2008	1314														X	X	X		14
3	MW-30			3/3/2008	1627														X	X	X		15
4	MW-33			3/3/2008	1600														X	X	X		16
5	MW-34			3/6/2008	845														X	X	X		17
6	MW-35			3/6/2008	825														X	X	X		18
7	MW-36			3/3/2008	1618														X	X	X		19
8	MW-37			3/6/2008	830														X	X	X		20
9	MW-38			3/6/2008	921														X	X	X		21
10	MW-39			3/6/2008	1025														X	X	X		22
11	MW-41			3/6/2008	1051														X	X	X		23
12	MW-42			3/6/2008	1003														X	X	X		24

ADDITIONAL COMMENTS	RELINQUISHED BY / AFFILIATION	DATE	TIME	ACCEPTED BY / AFFILIATION	DATE	TIME	SAMPLE CONDITIONS: TEMP in C	Received on Ice (Y/N)	Custody Sealed Cooler (Y/N)	Samples Intact (Y/N)
	[signature] PEG	3/10/08	1007	[signature]	3/10/08	10:07				
	[signature]	3/10/08	15:13	George Moody - Pace	3-10-08	15:10				
	George Moody	3-10-08	20:30	J Moore	3/10	2030	1.6	U	N	U

SAMPLER NAME AND SIGNATURE

PRINT Name of SAMPLER: Eddie Legrand

SIGNATURE of SAMPLER: Eddie Legrand

DATE Signed: 3/6/08

Pace Analytical
www.pacelabs.com

CHAIN-OF-CUSTODY / Analytical Request Document

The Chain-of-Custody is a LEGAL DOCUMENT. All relevant fields must be completed accurately.

Section A
Required Client Information:

Company:	Palmetto Environmental Group, Inc.
Address:	P. O. Box 427, Elgin, SC 29045
Email To:	slotsky@bellsouth.net
Phone:	803-438-1331 Fax: 803-438-1331
Requested Due Date/TAT:	10 Day (Default)

Section B
Required Project Information:

Report To:	James Cooper
Copy To:	
Purchase Order No.	
Client Project ID:	CLOUD'S CHEVRON
Container Order Number:	1777

Section C
Invoice Information:

Attention:	
Company Name:	
Address:	
Pace Quote Reference:	
Pace Project Manager:	Godwin, Kevin
Pace Profile #:	

Regulatory Agency: —
State / Location: South Carolina

ITEM#	SAMPLE ID (One Character per box. (A-Z, 0-9 / , -) Sample Ids must be unique)	MATRIX CODE (see valid codes to left)	SAMPLE TYPE (G=GRAB C=COMP)	COLLECTED START DATE	COLLECTED START TIME	COLLECTED END DATE	COLLECTED END TIME	SAMPLE TEMP AT COLLECTION	# OF CONTAINERS	Preservatives: Unpreserved	H2SO4	HNO3	HCl	NaOH	Na2S2O3	Methanol	Other	Analyses Test Y/N	BTEXMN	OXYGENATES	EDB	Residual Chlorine (Y/N)	9215089
1	MW-43			3/6/2008	1356														X	X	X		9215089025
2	MW-44			3/6/2008	1406														X	X	X		26
3	MW-45			3/6/2008	1420														X	X	X		27
4	MW-46			3/6/2008	1433														X	X	X		28
5	MW-47			3/6/2008	1444														X	X	X		29
6	MW-48			3/6/2008	1455														X	X	X		30
7	MW-49			3/6/2008	1505														X	X	X		31
8	MW-50			3/6/2008	1517														X	X	X		32
9	MW-62			3/6/2008	1325														X	X	X		33
10	MW-63			3/6/2008	1208														X	X	X		34
11	MW-64			3/6/2008	1157														X	X	X		35
12	MW-65			3/6/2008	1145														X	X	X		36

MATRIX CODE: Drinking Water DW; Water WT; Waste Water WW; Product P; Soil/Solid SL; Oil OL; Wipe WP; Air AR; Other OT; TS

ADDITIONAL COMMENTS	RELINQUISHED BY / AFFILIATION	DATE	TIME	ACCEPTED BY / AFFILIATION	DATE	TIME	SAMPLE CONDITIONS
per Client MW-61 3/6/08@1336 was added 9215089053 KB 3/4/08 KB		3/10/08	1007		3/10/08	10:07	
		3/10/08	15:13	Bradley Moody-Pace	3/10/08	15:10	
		3-10-08	20:30		3/10	2030	1.1c 4 W Y

SAMPLER NAME AND SIGNATURE

PRINT Name of SAMPLER: Eddie Legrand

SIGNATURE of SAMPLER: Eddie Legrand DATE Signed: 3/6/08

TEMP in C	Received on Ice (Y/N)	Custody Sealed Cooler (Y/N)	Samples Intact (Y/N)
1.1c	4	W	Y

Pace Analytical

CHAIN-OF-CUSTODY / Analytical Request Document

The Chain-of-Custody is a LEGAL DOCUMENT. All relevant fields must be completed accurately.

Section A
Required Client Information:

Company:	Palmetto Environmental Group, Inc.
Address:	P. O. Box 427, Elgin, SC 29045
Email To:	slotsky@bellsouth.net
Phone:	803-438-1331 Fax: 803-438-1331
Requested Due Date/TAT:	10 Day (Default)

Section B
Required Project Information:

Report To:	James Cooper
Copy To:	
Purchase Order No.	
Client Project ID:	CLOUD'S CHEVRON
Container Order Number:	1777

Section C
Invoice Information:

Attention:	
Company Name:	
Address:	
Pace Quote Reference:	
Pace Project Manager:	Godwin, Kevin
Pace Profile #:	

Regulatory Agency

State / Location
South Carolina

SAMPLE ID
One Character per box.
(A-Z, 0-9 / , -)
Sample Ids must be unique

MATRIX: Drinking Water, Water, Waste Water, Product, Soil/Solid, Oil, Wipe, Air, Other
CODE: DW, WT, WW, P, SL, OL, WP, AR, OT, TS

Requested Analysis Filtered (Y/N)

ITEM#	SAMPLE ID	MATRIX CODE (see valid codes to left)	SAMPLE TYPE (G=GRAB C=COMP)	COLLECTED START DATE	COLLECTED START TIME	COLLECTED END DATE	COLLECTED END TIME	SAMPLE TEMP AT COLLECTION	# OF CONTAINERS	Preservatives: Unpreserved	H2SO4	HNO3	HCl	NaOH	Na2S2O3	Methanol	Other	Analyses Test (Y/N) BTEXMN	OXYGENATES	EDB	Residual Chlorine (Y/N)	9215089
1	MW-66			3/3/2008	1014													X	X	X		9215089037
2	MW-67			3/3/2008	934													X	X	X		38
3	MW-68			3/3/2008	1135													X	X	X		39
4	MW-69			3/3/2008	1128													X	X	X		40
5	PW-1R			3/6/2008	1422													X	X	X		41
6	RW-1R			3/6/2008	1432													X	X	X		42
7	DW-1			3/3/2008	950													X	X	X		43
8	DW-2			3/6/2008	1032													X	X	X		44
9	DW-3			3/6/2008	1448													X	X	X		45
10	DW-5			3/6/2008	828													X	X	X		46
11	DW-6			3/6/2008	952													X	X	X		47
12																						

ADDITIONAL COMMENTS	RELINQUISHED BY / AFFILIATION	DATE	TIME	ACCEPTED BY / AFFILIATION	DATE	TIME	SAMPLE CONDITIONS: TEMP in C	Received on Ice (Y/N)	Custody Sealed Cooler (Y/N)	Samples Intact (Y/N)
per client: MW70 3/6/08 @ 11:06	[signature]	3/10/08	1007	[signature]	3/10/08	10:07				
was added 9215089054 KG 3/11/08	[signature]	3/10/08	15:13	[signature]	3/10	1513	16	Y	N	Y

SAMPLER NAME AND SIGNATURE

PRINT Name of SAMPLER: Eddie Legrand

SIGNATURE of SAMPLER: Eddie Legrand

DATE Signed: 3/6/2008

Sample Condition Upon Receipt

Pace Analytical

Client Name: Palmetto Project # 9215089

Courier: ☐ Fed Ex ☐ UPS ☐ USPS ☐ Client ☐ Commercial ☑ Pace Other_____

Custody Seal on Cooler/Box Present: ☐ yes ☑ no Seals intact: ☐ yes ☑ no

Packing Material: ☐ Bubble Wrap ☑ Bubble Bags ☐ None ☐ Other_____

Thermometer Used T060 Type of Ice: Wet Blue None ☑ Samples on ice, cooling process has begun

Cooler Temperature 1.6 Biological Tissue is Frozen: Yes No N/A

Temp should be above freezing to 6°C

Date and Initials of person examining contents: DM 3/11

Optional	
Proj. Due Date:	N/A
Proj. Name:	N/A

		Comments:
Chain of Custody Present:	☑Yes ☐No ☐N/A	1.
Chain of Custody Filled Out:	☑Yes ☐No ☐N/A	2.
Chain of Custody Relinquished:	☑Yes ☐No ☐N/A	3.
Sampler Name & Signature on COC:	☑Yes ☐No ☐N/A	4.
Samples Arrived within Hold Time:	☑Yes ☐No ☐N/A	5.
Short Hold Time Analysis (<72hr):	☐Yes ☑No ☐N/A	6.
Rush Turn Around Time Requested:	☐Yes ☑No ☐N/A	7.
Sufficient Volume:	☑Yes ☐No ☐N/A	8.
Correct Containers Used:	☑Yes ☐No ☐N/A	9.
-Pace Containers Used:	☑Yes ☐No ☐N/A	
Containers Intact:	☑Yes ☐No ☐N/A	10.
Filtered volume received for Dissolved tests	☐Yes ☐No ☑N/A	11.
Sample Labels match COC:	☐Yes ☑No ☐N/A	12. Received 6) MW61 - 3/6 136pm not on COC
-Includes date/time/ID/Analysis Matrix: WT		7) MW70 ↓ 1106
All containers needing preservation have been checked.	☑Yes ☐No ☐N/A	13. 8) MW5AR 3/3 800
All containers needing preservation are found to be in compliance with EPA recommendation.	☑Yes ☐No ☐N/A	1) WSW 2/27 1200
exceptions: VOA, coliform, TOC, O&G, WI-DRO (water)	☐Yes ☐No	Initial when completed 2) WWMW5 2/27 1344
Samples checked for dechlorination:	☐Yes ☐No ☑N/A	14. 3) WWMW-7 2/27 1330
Headspace in VOA Vials (>6mm):	☑Yes ☐No ☐N/A DM 3/11	15. 4) WWMW9 2/27 1428
Trip Blank Present:	☐Yes ☐No ☑N/A	16. 9) MW-3 3/3 1200
Trip Blank Custody Seals Present	☐Yes ☐No ☑N/A	5) MW-17A 2/27 1409
Pace Trip Blank Lot # (if purchased): N/A		All have 8260/EDB

Client Notification/ Resolution: Field Data Required? Y / N / N/A

Person Contacted: _____ Date/Time: _____

Comments/ Resolution: MW5AR

All Samples have a little Soil

Samples	MW-5	MW38	MW48
DW-3	MW22	MW39	MW62
MW70	MW25	MW41	MW67
MW5AR	MW33	MW43	MW68 MW69
WSW	MW36	MW45	

Project Manager Review: [signature] Date: have more soil 3/11/08

Note: Whenever there is a discrepancy affecting North Carolina compliance samples, a copy of this form will be sent to the North Carolina DEHNR Certification Office (i.e out of hold, incorrect preservative, out of temp, incorrect containers)

Pace Analytical®
www.pacelabs.com

Pace Analytical Services, Inc.
2225 Riverside Dr.
Asheville, NC 28804
(828)254-7176

Pace Analytical Services, Inc.
9800 Kincey Ave. Suite 100
Huntersville, NC 28078
(704)875-9092

March 26, 2008

Mr. Jimmy Cooper
Palmetto Environmental Group
P.O. Box 427
2193 Hwy 1
Elgin, SC 29045

RE: Project: CLOUD'S CHEVRON
Pace Project No.: 9215280

Dear Mr. Cooper:
Enclosed are the analytical results for sample(s) received by the laboratory on March 12, 2008. The results relate only to the samples included in this report. Results reported herein conform to the most current NELAC standards, where applicable, unless otherwise narrated in the body of the report.

Inorganic Wet Chemistry and Metals analyses were performed at our Pace Asheville laboratory and Organic testing was performed at our Pace Huntersville laboratory unless otherwise footnoted. All Microbiological analyses were performed at the laboratory where the samples were received.

If you have any questions concerning this report, please feel free to contact me.

Sincerely,

Kevin Godwin

kevin.godwin@pacelabs.com
Project Manager

Enclosures

This report shall not be reproduced, except in full,
without the written consent of Pace Analytical Services, Inc..

ACCREDITED IN ACCORDANCE WITH nelac

Pace Analytical
www.pacelabs.com

Pace Analytical Services, Inc.
2225 Riverside Dr.
Asheville, NC 28804
(828)254-7176

Pace Analytical Services, Inc.
9800 Kincey Ave. Suite 100
Huntersville, NC 28078
(704)875-9092

CERTIFICATIONS

Project: CLOUD'S CHEVRON
Pace Project No.: 9215280

Charlotte Certification IDs
Florida/NELAP Certification Number: E87627
Kansas Certification Number: E-10364
Louisiana/LELAP Certification Number: 04034
North Carolina Drinking Water Certification Number: 37706
North Carolina Wastewater Certification Number: 12
North Carolina Field Services Certification Number: 5342
South Carolina Certification Number: 990060001
South Carolina Bioassay Certification Number: 990060003
Tennessee Certification Number: 04010
Virginia Certification Number: 00213

Asheville Certification IDs
Florida/NELAP Certification Number: E87648
Louisiana/LELAP Certification Number: 03095
New Jersey Certification Number: NC011
North Carolina Drinking Water Certification Number: 37712
North Carolina Wastewater Certification Number: 40
North Carolina Bioassay Certification Number: 9
Pennsylvania Certification Number: 68-03578
South Carolina Certification Number: 99030001
South Carolina Bioassay Certification Number: 99030002
Tennessee Certification Number: 2980
Virginia Certification Number: 00072

Eden Certification IDs
North Carolina Drinking Water Certification Number: 37738
Virginia Drinking Water Certification Number: 00424
North Carolina Wastewater Certification Number: 633

This report shall not be reproduced, except in full,
without the written consent of Pace Analytical Services, Inc..

ACCREDITED IN ACCORDANCE WITH nelac

Pace Analytical
www.pacelabs.com

Pace Analytical Services, Inc.
2225 Riverside Dr.
Asheville, NC 28804
(828)254-7176

Pace Analytical Services, Inc.
9800 Kincey Ave. Suite 100
Huntersville, NC 28078
(704)875-9092

SAMPLE SUMMARY

Project: CLOUD'S CHEVRON
Pace Project No.: 9215280

Lab ID	Sample ID	Matrix	Date Collected	Date Received
9215280001	MW-12	Water	03/11/08 00:00	03/12/08 15:10
9215280002	MW-15	Water	03/11/08 00:00	03/12/08 15:10
9215280003	ST-1	Water	03/11/08 00:00	03/12/08 15:10
9215280004	MW-11	Water	03/11/08 00:00	03/12/08 15:10
9215280005	DW-9	Water	03/11/08 00:00	03/12/08 15:10
9215280006	MW-58	Water	03/11/08 00:00	03/12/08 15:10
9215280007	MW-55	Water	03/11/08 00:00	03/12/08 15:10
9215280008	MW-59	Water	03/11/08 00:00	03/12/08 15:10
9215280009	MW-53	Water	03/11/08 00:00	03/12/08 15:10
9215280010	MW-54	Water	03/11/08 00:00	03/12/08 15:10
9215280011	SW-1	Water	03/11/08 00:00	03/12/08 15:10
9215280012	MW-60	Water	03/11/08 00:00	03/12/08 15:10
9215280013	MW-56	Water	03/11/08 00:00	03/12/08 15:10
9215280014	MW-31	Water	03/11/08 00:00	03/12/08 15:10
9215280015	DW-8	Water	03/11/08 00:00	03/12/08 15:10
9215280016	MW-51	Water	03/11/08 00:00	03/12/08 15:10
9215280017	DW-7	Water	03/11/08 00:00	03/12/08 15:10
9215280018	MW-13	Water	03/11/08 00:00	03/12/08 15:10

This report shall not be reproduced, except in full,
without the written consent of Pace Analytical Services, Inc..

ACCREDITED IN ACCORDANCE WITH nelac

Pace Analytical
www.pacelabs.com

Pace Analytical Services, Inc.
2225 Riverside Dr.
Asheville, NC 28804
(828)254-7176

Pace Analytical Services, Inc.
9800 Kincey Ave. Suite 100
Huntersville, NC 28078
(704)875-9092

SAMPLE ANALYTE COUNT

Project: CLOUD'S CHEVRON
Pace Project No.: 9215280

Lab ID	Sample ID	Method	Analysts	Analytes Reported
9215280001	MW-12	EPA 8011	JEM	2
		EPA 8260	MCK	20
9215280002	MW-15	EPA 8011	JEM	2
		EPA 8260	MCK	20
9215280003	ST-1	EPA 8011	JEM	2
		EPA 8260	MCK	20
9215280004	MW-11	EPA 8011	JEM	2
		EPA 8260	MCK	20
9215280005	DW-9	EPA 8011	JEM	2
		EPA 8260	MCK	20
9215280006	MW-58	EPA 8011	JEM	2
		EPA 8260	MCK	20
9215280007	MW-55	EPA 8011	JEM	2
		EPA 8260	MCK	20
9215280008	MW-59	EPA 8011	JEM	2
		EPA 8260	MCK	20
9215280009	MW-53	EPA 8011	JEM	2
		EPA 8260	MCK	20
9215280010	MW-54	EPA 8011	JEM	2
		EPA 8260	MCK	20
9215280011	SW-1	EPA 8011	JEM	2
		EPA 8260	MCK	20
9215280012	MW-60	EPA 8011	JEM	2
		EPA 8260	MCK	20
9215280013	MW-56	EPA 8011	JEM	2
		EPA 8260	MCK	20
9215280014	MW-31	EPA 8011	JEM	2
		EPA 8260	MCK	20
9215280015	DW-8	EPA 8011	JEM	2
		EPA 8260	MCK	20
9215280016	MW-51	EPA 8011	JEM	2
		EPA 8260	MCK	20
9215280017	DW-7	EPA 8011	JEM	2
		EPA 8260	MCK	20
9215280018	MW-13	EPA 8011	JEM	2
		EPA 8260	MCK	20

This report shall not be reproduced, except in full,
without the written consent of Pace Analytical Services, Inc..

ACCREDITED IN ACCORDANCE WITH nelac

Pace Analytical
www.pacelabs.com

Pace Analytical Services, Inc.
2225 Riverside Dr.
Asheville, NC 28804
(828)254-7176

Pace Analytical Services, Inc.
9800 Kincey Ave. Suite 100
Huntersville, NC 28078
(704)875-9092

ANALYTICAL RESULTS

Project: CLOUD'S CHEVRON
Pace Project No.: 9215280

Sample: MW-12 **Lab ID: 9215280001** Collected: 03/11/08 00:00 Received: 03/12/08 15:10 Matrix: Water

Parameters	Results	Units	Report Limit	DF	Prepared	Analyzed	CAS No.	Qual
8011 GCS EDB and DBCP	Analytical Method: EPA 8011 Preparation Method: EPA 8011							
1,2-Dibromoethane (EDB)	ND	ug/L	0.020	1	03/20/08 00:00	03/23/08 22:42	106-93-4	
1-Chloro-2-bromopropane (S)	104	%	60-140	1	03/20/08 00:00	03/23/08 22:42	301-79-56	
8260 MSV Oxygenates	Analytical Method: EPA 8260							
tert-Amyl Alcohol	**635**	ug/L	100	1		03/19/08 17:35	75-85-4	
tert-Amylmethyl ether	ND	ug/L	10.0	1		03/19/08 17:35	994-05-8	
Benzene	ND	ug/L	5.0	1		03/19/08 17:35	71-43-2	
3,3-Dimethyl-1-Butanol	ND	ug/L	100	1		03/19/08 17:35	624-95-3	
tert-Butyl Alcohol	ND	ug/L	100	1		03/19/08 17:35	75-65-0	
tert-Butyl Formate	ND	ug/L	50.0	1		03/19/08 17:35	762-75-4	
Diisopropyl ether	**64.0**	ug/L	5.0	1		03/19/08 17:35	108-20-3	
Ethanol	ND	ug/L	200	1		03/19/08 17:35	64-17-5	
Ethylbenzene	ND	ug/L	5.0	1		03/19/08 17:35	100-41-4	
Ethyl-tert-butyl ether	ND	ug/L	10.0	1		03/19/08 17:35	637-92-3	
Methyl-tert-butyl ether	**28.3**	ug/L	5.0	1		03/19/08 17:35	1634-04-4	
Naphthalene	ND	ug/L	5.0	1		03/19/08 17:35	91-20-3	
Toluene	ND	ug/L	5.0	1		03/19/08 17:35	108-88-3	
Xylene (Total)	ND	ug/L	10.0	1		03/19/08 17:35	1330-20-7	
m&p-Xylene	ND	ug/L	10.0	1		03/19/08 17:35	1330-20-7	
o-Xylene	ND	ug/L	5.0	1		03/19/08 17:35	95-47-6	
Dibromofluoromethane (S)	105	%	85-115	1		03/19/08 17:35	1868-53-7	
Toluene-d8 (S)	98	%	70-120	1		03/19/08 17:35	2037-26-5	
4-Bromofluorobenzene (S)	92	%	87-109	1		03/19/08 17:35	460-00-4	
1,2-Dichloroethane-d4 (S)	102	%	79-120	1		03/19/08 17:35	17060-07-0	

This report shall not be reproduced, except in full,
without the written consent of Pace Analytical Services, Inc..

ACCREDITED IN ACCORDANCE WITH nelac

Pace Analytical
www.pacelabs.com

Pace Analytical Services, Inc.
2225 Riverside Dr.
Asheville, NC 28804
(828)254-7176

Pace Analytical Services, Inc.
9800 Kincey Ave. Suite 100
Huntersville, NC 28078
(704)875-9092

ANALYTICAL RESULTS

Project: CLOUD'S CHEVRON
Pace Project No.: 9215280

Sample: MW-15 **Lab ID: 9215280002** Collected: 03/11/08 00:00 Received: 03/12/08 15:10 Matrix: Water

Parameters	Results	Units	Report Limit	DF	Prepared	Analyzed	CAS No.	Qual
8011 GCS EDB and DBCP	Analytical Method: EPA 8011 Preparation Method: EPA 8011							
1,2-Dibromoethane (EDB)	ND	ug/L	0.020	1	03/20/08 00:00	03/23/08 23:15	106-93-4	
1-Chloro-2-bromopropane (S)	77	%	60-140	1	03/20/08 00:00	03/23/08 23:15	301-79-56	
8260 MSV Oxygenates	Analytical Method: EPA 8260							
tert-Amyl Alcohol	**2350**	ug/L	2000	20		03/19/08 19:43	75-85-4	
tert-Amylmethyl ether	ND	ug/L	200	20		03/19/08 19:43	994-05-8	
Benzene	**372**	ug/L	100	20		03/19/08 19:43	71-43-2	
3,3-Dimethyl-1-Butanol	ND	ug/L	2000	20		03/19/08 19:43	624-95-3	
tert-Butyl Alcohol	ND	ug/L	2000	20		03/19/08 19:43	75-65-0	
tert-Butyl Formate	ND	ug/L	1000	20		03/19/08 19:43	762-75-4	
Diisopropyl ether	ND	ug/L	100	20		03/19/08 19:43	108-20-3	
Ethanol	ND	ug/L	4000	20		03/19/08 19:43	64-17-5	
Ethylbenzene	**2090**	ug/L	100	20		03/19/08 19:43	100-41-4	
Ethyl-tert-butyl ether	ND	ug/L	200	20		03/19/08 19:43	637-92-3	
Methyl-tert-butyl ether	ND	ug/L	100	20		03/19/08 19:43	1634-04-4	
Naphthalene	**1150**	ug/L	100	20		03/19/08 19:43	91-20-3	
Toluene	**7970**	ug/L	500	100		03/20/08 12:14	108-88-3	
Xylene (Total)	**10800**	ug/L	1000	100		03/20/08 12:14	1330-20-7	
m&p-Xylene	**7420**	ug/L	1000	100		03/20/08 12:14	1330-20-7	
o-Xylene	**3420**	ug/L	500	100		03/20/08 12:14	95-47-6	
Dibromofluoromethane (S)	101	%	85-115	20		03/19/08 19:43	1868-53-7	
Toluene-d8 (S)	101	%	70-120	20		03/19/08 19:43	2037-26-5	
4-Bromofluorobenzene (S)	97	%	87-109	20		03/19/08 19:43	460-00-4	
1,2-Dichloroethane-d4 (S)	99	%	79-120	20		03/19/08 19:43	17060-07-0	

This report shall not be reproduced, except in full,
without the written consent of Pace Analytical Services, Inc..

ACCREDITED IN ACCORDANCE WITH nelac

Pace Analytical
www.pacelabs.com

Pace Analytical Services, Inc.
2225 Riverside Dr.
Asheville, NC 28804
(828)254-7176

Pace Analytical Services, Inc.
9800 Kincey Ave. Suite 100
Huntersville, NC 28078
(704)875-9092

ANALYTICAL RESULTS

Project: CLOUD'S CHEVRON
Pace Project No.: 9215280

Sample: ST-1 **Lab ID: 9215280003** Collected: 03/11/08 00:00 Received: 03/12/08 15:10 Matrix: Water

Parameters	Results	Units	Report Limit	DF	Prepared	Analyzed	CAS No.	Qual
8011 GCS EDB and DBCP	Analytical Method: EPA 8011 Preparation Method: EPA 8011							
1,2-Dibromoethane (EDB)	ND	ug/L	0.020	1	03/20/08 00:00	03/23/08 23:37	106-93-4	
1-Chloro-2-bromopropane (S)	104	%	60-140	1	03/20/08 00:00	03/23/08 23:37	301-79-56	
8260 MSV Oxygenates	Analytical Method: EPA 8260							
tert-Amyl Alcohol	ND	ug/L	100	1		03/20/08 00:06	75-85-4	
tert-Amylmethyl ether	ND	ug/L	10.0	1		03/20/08 00:06	994-05-8	
Benzene	ND	ug/L	5.0	1		03/20/08 00:06	71-43-2	
3,3-Dimethyl-1-Butanol	ND	ug/L	100	1		03/20/08 00:06	624-95-3	
tert-Butyl Alcohol	ND	ug/L	100	1		03/20/08 00:06	75-65-0	
tert-Butyl Formate	ND	ug/L	50.0	1		03/20/08 00:06	762-75-4	
Diisopropyl ether	ND	ug/L	5.0	1		03/20/08 00:06	108-20-3	
Ethanol	ND	ug/L	200	1		03/20/08 00:06	64-17-5	
Ethylbenzene	ND	ug/L	5.0	1		03/20/08 00:06	100-41-4	
Ethyl-tert-butyl ether	ND	ug/L	10.0	1		03/20/08 00:06	637-92-3	
Methyl-tert-butyl ether	ND	ug/L	5.0	1		03/20/08 00:06	1634-04-4	
Naphthalene	ND	ug/L	5.0	1		03/20/08 00:06	91-20-3	
Toluene	ND	ug/L	5.0	1		03/20/08 00:06	108-88-3	
Xylene (Total)	ND	ug/L	10.0	1		03/20/08 00:06	1330-20-7	
m&p-Xylene	ND	ug/L	10.0	1		03/20/08 00:06	1330-20-7	
o-Xylene	ND	ug/L	5.0	1		03/20/08 00:06	95-47-6	
Dibromofluoromethane (S)	107	%	85-115	1		03/20/08 00:06	1868-53-7	
Toluene-d8 (S)	100	%	70-120	1		03/20/08 00:06	2037-26-5	
4-Bromofluorobenzene (S)	94	%	87-109	1		03/20/08 00:06	460-00-4	
1,2-Dichloroethane-d4 (S)	104	%	79-120	1		03/20/08 00:06	17060-07-0	

This report shall not be reproduced, except in full,
without the written consent of Pace Analytical Services, Inc..

ACCREDITED IN ACCORDANCE WITH nelac

Pace Analytical®
www.pacelabs.com

Pace Analytical Services, Inc.
2225 Riverside Dr.
Asheville, NC 28804
(828)254-7176

Pace Analytical Services, Inc.
9800 Kincey Ave. Suite 100
Huntersville, NC 28078
(704)875-9092

ANALYTICAL RESULTS

Project: CLOUD'S CHEVRON
Pace Project No.: 9215280

Sample: MW-11 **Lab ID: 9215280004** Collected: 03/11/08 00:00 Received: 03/12/08 15:10 Matrix: Water

Parameters	Results	Units	Report Limit	DF	Prepared	Analyzed	CAS No.	Qual
8011 GCS EDB and DBCP	Analytical Method: EPA 8011 Preparation Method: EPA 8011							
1,2-Dibromoethane (EDB)	ND	ug/L	0.020	1	03/20/08 00:00	03/23/08 23:47	106-93-4	
1-Chloro-2-bromopropane (S)	93	%	60-140	1	03/20/08 00:00	03/23/08 23:47	301-79-56	
8260 MSV Oxygenates	Analytical Method: EPA 8260							
tert-Amyl Alcohol	**487**	ug/L	100	1		03/20/08 10:33	75-85-4	
tert-Amylmethyl ether	ND	ug/L	10.0	1		03/20/08 10:33	994-05-8	
Benzene	**18.5**	ug/L	5.0	1		03/20/08 10:33	71-43-2	
3,3-Dimethyl-1-Butanol	ND	ug/L	100	1		03/20/08 10:33	624-95-3	
tert-Butyl Alcohol	ND	ug/L	100	1		03/20/08 10:33	75-65-0	
tert-Butyl Formate	ND	ug/L	50.0	1		03/20/08 10:33	762-75-4	
Diisopropyl ether	ND	ug/L	5.0	1		03/20/08 10:33	108-20-3	
Ethanol	ND	ug/L	200	1		03/20/08 10:33	64-17-5	
Ethylbenzene	ND	ug/L	5.0	1		03/20/08 10:33	100-41-4	
Ethyl-tert-butyl ether	ND	ug/L	10.0	1		03/20/08 10:33	637-92-3	
Methyl-tert-butyl ether	**76.8**	ug/L	5.0	1		03/20/08 10:33	1634-04-4	
Naphthalene	ND	ug/L	5.0	1		03/20/08 10:33	91-20-3	
Toluene	ND	ug/L	5.0	1		03/20/08 10:33	108-88-3	
Xylene (Total)	ND	ug/L	10.0	1		03/20/08 10:33	1330-20-7	
m&p-Xylene	ND	ug/L	10.0	1		03/20/08 10:33	1330-20-7	
o-Xylene	ND	ug/L	5.0	1		03/20/08 10:33	95-47-6	
Dibromofluoromethane (S)	101	%	85-115	1		03/20/08 10:33	1868-53-7	
Toluene-d8 (S)	100	%	70-120	1		03/20/08 10:33	2037-26-5	
4-Bromofluorobenzene (S)	92	%	87-109	1		03/20/08 10:33	460-00-4	
1,2-Dichloroethane-d4 (S)	100	%	79-120	1		03/20/08 10:33	17060-07-0	

This report shall not be reproduced, except in full,
without the written consent of Pace Analytical Services, Inc..

ACCREDITED IN ACCORDANCE WITH nelac

Pace Analytical®
www.pacelabs.com

Pace Analytical Services, Inc.
2225 Riverside Dr.
Asheville, NC 28804
(828)254-7176

Pace Analytical Services, Inc.
9800 Kincey Ave. Suite 100
Huntersville, NC 28078
(704)875-9092

ANALYTICAL RESULTS

Project: CLOUD'S CHEVRON
Pace Project No.: 9215280

Sample: DW-9 **Lab ID: 9215280005** Collected: 03/11/08 00:00 Received: 03/12/08 15:10 Matrix: Water

Parameters	Results	Units	Report Limit	DF	Prepared	Analyzed	CAS No.	Qual
8011 GCS EDB and DBCP	Analytical Method: EPA 8011 Preparation Method: EPA 8011							
1,2-Dibromoethane (EDB)	ND	ug/L	0.020	1	03/20/08 00:00	03/23/08 23:58	106-93-4	
1-Chloro-2-bromopropane (S)	110	%	60-140	1	03/20/08 00:00	03/23/08 23:58	301-79-56	
8260 MSV Oxygenates	Analytical Method: EPA 8260							
tert-Amyl Alcohol	ND	ug/L	100	1		03/19/08 23:50	75-85-4	
tert-Amylmethyl ether	ND	ug/L	10.0	1		03/19/08 23:50	994-05-8	
Benzene	ND	ug/L	5.0	1		03/19/08 23:50	71-43-2	
3,3-Dimethyl-1-Butanol	ND	ug/L	100	1		03/19/08 23:50	624-95-3	
tert-Butyl Alcohol	ND	ug/L	100	1		03/19/08 23:50	75-65-0	
tert-Butyl Formate	ND	ug/L	50.0	1		03/19/08 23:50	762-75-4	
Diisopropyl ether	ND	ug/L	5.0	1		03/19/08 23:50	108-20-3	
Ethanol	ND	ug/L	200	1		03/19/08 23:50	64-17-5	
Ethylbenzene	ND	ug/L	5.0	1		03/19/08 23:50	100-41-4	
Ethyl-tert-butyl ether	ND	ug/L	10.0	1		03/19/08 23:50	637-92-3	
Methyl-tert-butyl ether	ND	ug/L	5.0	1		03/19/08 23:50	1634-04-4	
Naphthalene	ND	ug/L	5.0	1		03/19/08 23:50	91-20-3	
Toluene	ND	ug/L	5.0	1		03/19/08 23:50	108-88-3	
Xylene (Total)	ND	ug/L	10.0	1		03/19/08 23:50	1330-20-7	
m&p-Xylene	ND	ug/L	10.0	1		03/19/08 23:50	1330-20-7	
o-Xylene	ND	ug/L	5.0	1		03/19/08 23:50	95-47-6	
Dibromofluoromethane (S)	104	%	85-115	1		03/19/08 23:50	1868-53-7	
Toluene-d8 (S)	101	%	70-120	1		03/19/08 23:50	2037-26-5	
4-Bromofluorobenzene (S)	90	%	87-109	1		03/19/08 23:50	460-00-4	
1,2-Dichloroethane-d4 (S)	104	%	79-120	1		03/19/08 23:50	17060-07-0	

This report shall not be reproduced, except in full,
without the written consent of Pace Analytical Services, Inc..

ACCREDITED IN ACCORDANCE WITH nelac

Pace Analytical
www.pacelabs.com

Pace Analytical Services, Inc.
2225 Riverside Dr.
Asheville, NC 28804
(828)254-7176

Pace Analytical Services, Inc.
9800 Kincey Ave. Suite 100
Huntersville, NC 28078
(704)875-9092

ANALYTICAL RESULTS

Project: CLOUD'S CHEVRON
Pace Project No.: 9215280

Sample: MW-58 **Lab ID: 9215280006** Collected: 03/11/08 00:00 Received: 03/12/08 15:10 Matrix: Water

Parameters	Results	Units	Report Limit	DF	Prepared	Analyzed	CAS No.	Qual
8011 GCS EDB and DBCP	Analytical Method: EPA 8011 Preparation Method: EPA 8011							
1,2-Dibromoethane (EDB)	ND	ug/L	0.020	1	03/20/08 00:00	03/24/08 00:09	106-93-4	
1-Chloro-2-bromopropane (S)	79	%	60-140	1	03/20/08 00:00	03/24/08 00:09	301-79-56	
8260 MSV Oxygenates	Analytical Method: EPA 8260							
tert-Amyl Alcohol	**310**	ug/L	100	1		03/20/08 10:51	75-85-4	
tert-Amylmethyl ether	ND	ug/L	10.0	1		03/20/08 10:51	994-05-8	
Benzene	**13.4**	ug/L	5.0	1		03/20/08 10:51	71-43-2	
3,3-Dimethyl-1-Butanol	ND	ug/L	100	1		03/20/08 10:51	624-95-3	
tert-Butyl Alcohol	ND	ug/L	100	1		03/20/08 10:51	75-65-0	
tert-Butyl Formate	ND	ug/L	50.0	1		03/20/08 10:51	762-75-4	
Diisopropyl ether	**44.4**	ug/L	5.0	1		03/20/08 10:51	108-20-3	
Ethanol	ND	ug/L	200	1		03/20/08 10:51	64-17-5	
Ethylbenzene	**63.2**	ug/L	5.0	1		03/20/08 10:51	100-41-4	
Ethyl-tert-butyl ether	ND	ug/L	10.0	1		03/20/08 10:51	637-92-3	
Methyl-tert-butyl ether	**34.5**	ug/L	5.0	1		03/20/08 10:51	1634-04-4	
Naphthalene	**24.0**	ug/L	5.0	1		03/20/08 10:51	91-20-3	
Toluene	ND	ug/L	5.0	1		03/20/08 10:51	108-88-3	
Xylene (Total)	ND	ug/L	10.0	1		03/20/08 10:51	1330-20-7	
m&p-Xylene	ND	ug/L	10.0	1		03/20/08 10:51	1330-20-7	
o-Xylene	ND	ug/L	5.0	1		03/20/08 10:51	95-47-6	
Dibromofluoromethane (S)	103	%	85-115	1		03/20/08 10:51	1868-53-7	
Toluene-d8 (S)	99	%	70-120	1		03/20/08 10:51	2037-26-5	
4-Bromofluorobenzene (S)	93	%	87-109	1		03/20/08 10:51	460-00-4	
1,2-Dichloroethane-d4 (S)	100	%	79-120	1		03/20/08 10:51	17060-07-0	

This report shall not be reproduced, except in full,
without the written consent of Pace Analytical Services, Inc..

ACCREDITED IN ACCORDANCE WITH nelac

Pace Analytical®
www.pacelabs.com

Pace Analytical Services, Inc.
2225 Riverside Dr.
Asheville, NC 28804
(828)254-7176

Pace Analytical Services, Inc.
9800 Kincey Ave. Suite 100
Huntersville, NC 28078
(704)875-9092

ANALYTICAL RESULTS

Project: CLOUD'S CHEVRON
Pace Project No.: 9215280

Sample: MW-55 **Lab ID: 9215280007** Collected: 03/11/08 00:00 Received: 03/12/08 15:10 Matrix: Water

Parameters	Results	Units	Report Limit	DF	Prepared	Analyzed	CAS No.	Qual
8011 GCS EDB and DBCP	Analytical Method: EPA 8011 Preparation Method: EPA 8011							
1,2-Dibromoethane (EDB)	ND	ug/L	0.020	1	03/20/08 00:00	03/24/08 00:20	106-93-4	
1-Chloro-2-bromopropane (S)	75	%	60-140	1	03/20/08 00:00	03/24/08 00:20	301-79-56	
8260 MSV Oxygenates	Analytical Method: EPA 8260							
tert-Amyl Alcohol	**285**	ug/L	100	1		03/20/08 11:07	75-85-4	
tert-Amylmethyl ether	ND	ug/L	10.0	1		03/20/08 11:07	994-05-8	
Benzene	ND	ug/L	5.0	1		03/20/08 11:07	71-43-2	
3,3-Dimethyl-1-Butanol	ND	ug/L	100	1		03/20/08 11:07	624-95-3	
tert-Butyl Alcohol	ND	ug/L	100	1		03/20/08 11:07	75-65-0	
tert-Butyl Formate	ND	ug/L	50.0	1		03/20/08 11:07	762-75-4	
Diisopropyl ether	**34.5**	ug/L	5.0	1		03/20/08 11:07	108-20-3	
Ethanol	ND	ug/L	200	1		03/20/08 11:07	64-17-5	
Ethylbenzene	ND	ug/L	5.0	1		03/20/08 11:07	100-41-4	
Ethyl-tert-butyl ether	ND	ug/L	10.0	1		03/20/08 11:07	637-92-3	
Methyl-tert-butyl ether	**145**	ug/L	5.0	1		03/20/08 11:07	1634-04-4	
Naphthalene	**6.0**	ug/L	5.0	1		03/20/08 11:07	91-20-3	
Toluene	ND	ug/L	5.0	1		03/20/08 11:07	108-88-3	
Xylene (Total)	ND	ug/L	10.0	1		03/20/08 11:07	1330-20-7	
m&p-Xylene	ND	ug/L	10.0	1		03/20/08 11:07	1330-20-7	
o-Xylene	ND	ug/L	5.0	1		03/20/08 11:07	95-47-6	
Dibromofluoromethane (S)	106	%	85-115	1		03/20/08 11:07	1868-53-7	
Toluene-d8 (S)	99	%	70-120	1		03/20/08 11:07	2037-26-5	
4-Bromofluorobenzene (S)	92	%	87-109	1		03/20/08 11:07	460-00-4	
1,2-Dichloroethane-d4 (S)	100	%	79-120	1		03/20/08 11:07	17060-07-0	

This report shall not be reproduced, except in full,
without the written consent of Pace Analytical Services, Inc..

ACCREDITED IN ACCORDANCE WITH nelac

Pace Analytical®
www.pacelabs.com

Pace Analytical Services, Inc.
2225 Riverside Dr.
Asheville, NC 28804
(828)254-7176

Pace Analytical Services, Inc.
9800 Kincey Ave. Suite 100
Huntersville, NC 28078
(704)875-9092

ANALYTICAL RESULTS

Project: CLOUD'S CHEVRON
Pace Project No.: 9215280

Sample: MW-59 **Lab ID: 9215280008** Collected: 03/11/08 00:00 Received: 03/12/08 15:10 Matrix: Water

Parameters	Results	Units	Report Limit	DF	Prepared	Analyzed	CAS No.	Qual
8011 GCS EDB and DBCP	Analytical Method: EPA 8011 Preparation Method: EPA 8011							
1,2-Dibromoethane (EDB)	ND	ug/L	0.020	1	03/20/08 00:00	03/24/08 00:31	106-93-4	
1-Chloro-2-bromopropane (S)	80	%	60-140	1	03/20/08 00:00	03/24/08 00:31	301-79-56	
8260 MSV Oxygenates	Analytical Method: EPA 8260							
tert-Amyl Alcohol	ND	ug/L	100	1		03/19/08 17:51	75-85-4	
tert-Amylmethyl ether	ND	ug/L	10.0	1		03/19/08 17:51	994-05-8	
Benzene	ND	ug/L	5.0	1		03/19/08 17:51	71-43-2	
3,3-Dimethyl-1-Butanol	ND	ug/L	100	1		03/19/08 17:51	624-95-3	
tert-Butyl Alcohol	ND	ug/L	100	1		03/19/08 17:51	75-65-0	
tert-Butyl Formate	ND	ug/L	50.0	1		03/19/08 17:51	762-75-4	
Diisopropyl ether	ND	ug/L	5.0	1		03/19/08 17:51	108-20-3	
Ethanol	ND	ug/L	200	1		03/19/08 17:51	64-17-5	
Ethylbenzene	ND	ug/L	5.0	1		03/19/08 17:51	100-41-4	
Ethyl-tert-butyl ether	ND	ug/L	10.0	1		03/19/08 17:51	637-92-3	
Methyl-tert-butyl ether	ND	ug/L	5.0	1		03/19/08 17:51	1634-04-4	
Naphthalene	ND	ug/L	5.0	1		03/19/08 17:51	91-20-3	
Toluene	ND	ug/L	5.0	1		03/19/08 17:51	108-88-3	
Xylene (Total)	ND	ug/L	10.0	1		03/19/08 17:51	1330-20-7	
m&p-Xylene	ND	ug/L	10.0	1		03/19/08 17:51	1330-20-7	
o-Xylene	ND	ug/L	5.0	1		03/19/08 17:51	95-47-6	
Dibromofluoromethane (S)	102	%	85-115	1		03/19/08 17:51	1868-53-7	
Toluene-d8 (S)	101	%	70-120	1		03/19/08 17:51	2037-26-5	
4-Bromofluorobenzene (S)	94	%	87-109	1		03/19/08 17:51	460-00-4	
1,2-Dichloroethane-d4 (S)	103	%	79-120	1		03/19/08 17:51	17060-07-0	

This report shall not be reproduced, except in full,
without the written consent of Pace Analytical Services, Inc..

ACCREDITED IN ACCORDANCE WITH nelac

Pace Analytical®
www.pacelabs.com

Pace Analytical Services, Inc.
2225 Riverside Dr.
Asheville, NC 28804
(828)254-7176

Pace Analytical Services, Inc.
9800 Kincey Ave. Suite 100
Huntersville, NC 28078
(704)875-9092

ANALYTICAL RESULTS

Project: CLOUD'S CHEVRON
Pace Project No.: 9215280

Sample: MW-53 **Lab ID: 9215280009** Collected: 03/11/08 00:00 Received: 03/12/08 15:10 Matrix: Water

Parameters	Results	Units	Report Limit	DF	Prepared	Analyzed	CAS No.	Qual
8011 GCS EDB and DBCP	Analytical Method: EPA 8011 Preparation Method: EPA 8011							
1,2-Dibromoethane (EDB)	ND	ug/L	0.020	1	03/20/08 00:00	03/24/08 00:42	106-93-4	
1-Chloro-2-bromopropane (S)	110	%	60-140	1	03/20/08 00:00	03/24/08 00:42	301-79-56	
8260 MSV Oxygenates	Analytical Method: EPA 8260							
tert-Amyl Alcohol	ND	ug/L	100	1		03/19/08 18:07	75-85-4	
tert-Amylmethyl ether	ND	ug/L	10.0	1		03/19/08 18:07	994-05-8	
Benzene	ND	ug/L	5.0	1		03/19/08 18:07	71-43-2	
3,3-Dimethyl-1-Butanol	ND	ug/L	100	1		03/19/08 18:07	624-95-3	
tert-Butyl Alcohol	ND	ug/L	100	1		03/19/08 18:07	75-65-0	
tert-Butyl Formate	ND	ug/L	50.0	1		03/19/08 18:07	762-75-4	
Diisopropyl ether	ND	ug/L	5.0	1		03/19/08 18:07	108-20-3	
Ethanol	ND	ug/L	200	1		03/19/08 18:07	64-17-5	
Ethylbenzene	ND	ug/L	5.0	1		03/19/08 18:07	100-41-4	
Ethyl-tert-butyl ether	ND	ug/L	10.0	1		03/19/08 18:07	637-92-3	
Methyl-tert-butyl ether	ND	ug/L	5.0	1		03/19/08 18:07	1634-04-4	
Naphthalene	ND	ug/L	5.0	1		03/19/08 18:07	91-20-3	
Toluene	ND	ug/L	5.0	1		03/19/08 18:07	108-88-3	
Xylene (Total)	ND	ug/L	10.0	1		03/19/08 18:07	1330-20-7	
m&p-Xylene	ND	ug/L	10.0	1		03/19/08 18:07	1330-20-7	
o-Xylene	ND	ug/L	5.0	1		03/19/08 18:07	95-47-6	
Dibromofluoromethane (S)	107	%	85-115	1		03/19/08 18:07	1868-53-7	
Toluene-d8 (S)	100	%	70-120	1		03/19/08 18:07	2037-26-5	
4-Bromofluorobenzene (S)	92	%	87-109	1		03/19/08 18:07	460-00-4	
1,2-Dichloroethane-d4 (S)	105	%	79-120	1		03/19/08 18:07	17060-07-0	

This report shall not be reproduced, except in full,
without the written consent of Pace Analytical Services, Inc..

ACCREDITED IN ACCORDANCE WITH nelac

Pace Analytical
www.pacelabs.com

Pace Analytical Services, Inc.
2225 Riverside Dr.
Asheville, NC 28804
(828)254-7176

Pace Analytical Services, Inc.
9800 Kincey Ave. Suite 100
Huntersville, NC 28078
(704)875-9092

ANALYTICAL RESULTS

Project: CLOUD'S CHEVRON
Pace Project No.: 9215280

Sample: MW-54 **Lab ID: 9215280010** Collected: 03/11/08 00:00 Received: 03/12/08 15:10 Matrix: Water

Parameters	Results	Units	Report Limit	DF	Prepared	Analyzed	CAS No.	Qual
8011 GCS EDB and DBCP	Analytical Method: EPA 8011 Preparation Method: EPA 8011							
1,2-Dibromoethane (EDB)	ND	ug/L	0.020	1	03/20/08 00:00	03/24/08 00:53	106-93-4	
1-Chloro-2-bromopropane (S)	98	%	60-140	1	03/20/08 00:00	03/24/08 00:53	301-79-56	
8260 MSV Oxygenates	Analytical Method: EPA 8260							
tert-Amyl Alcohol	**478**	ug/L	100	1		03/20/08 11:24	75-85-4	
tert-Amylmethyl ether	ND	ug/L	10.0	1		03/20/08 11:24	994-05-8	
Benzene	**150**	ug/L	5.0	1		03/20/08 11:24	71-43-2	
3,3-Dimethyl-1-Butanol	ND	ug/L	100	1		03/20/08 11:24	624-95-3	
tert-Butyl Alcohol	ND	ug/L	100	1		03/20/08 11:24	75-65-0	
tert-Butyl Formate	ND	ug/L	50.0	1		03/20/08 11:24	762-75-4	
Diisopropyl ether	**38.3**	ug/L	5.0	1		03/20/08 11:24	108-20-3	
Ethanol	ND	ug/L	200	1		03/20/08 11:24	64-17-5	
Ethylbenzene	ND	ug/L	5.0	1		03/20/08 11:24	100-41-4	
Ethyl-tert-butyl ether	ND	ug/L	10.0	1		03/20/08 11:24	637-92-3	
Methyl-tert-butyl ether	**19.5**	ug/L	5.0	1		03/20/08 11:24	1634-04-4	
Naphthalene	**9.7**	ug/L	5.0	1		03/20/08 11:24	91-20-3	
Toluene	ND	ug/L	5.0	1		03/20/08 11:24	108-88-3	
Xylene (Total)	ND	ug/L	10.0	1		03/20/08 11:24	1330-20-7	
m&p-Xylene	ND	ug/L	10.0	1		03/20/08 11:24	1330-20-7	
o-Xylene	ND	ug/L	5.0	1		03/20/08 11:24	95-47-6	
Dibromofluoromethane (S)	100	%	85-115	1		03/20/08 11:24	1868-53-7	
Toluene-d8 (S)	100	%	70-120	1		03/20/08 11:24	2037-26-5	
4-Bromofluorobenzene (S)	91	%	87-109	1		03/20/08 11:24	460-00-4	
1,2-Dichloroethane-d4 (S)	98	%	79-120	1		03/20/08 11:24	17060-07-0	

This report shall not be reproduced, except in full,
without the written consent of Pace Analytical Services, Inc..

ACCREDITED IN ACCORDANCE WITH nelac

Pace Analytical
www.pacelabs.com

Pace Analytical Services, Inc.
2225 Riverside Dr.
Asheville, NC 28804
(828)254-7176

Pace Analytical Services, Inc.
9800 Kincey Ave. Suite 100
Huntersville, NC 28078
(704)875-9092

ANALYTICAL RESULTS

Project: CLOUD'S CHEVRON
Pace Project No.: 9215280

Sample: SW-1 **Lab ID: 9215280011** Collected: 03/11/08 00:00 Received: 03/12/08 15:10 Matrix: Water

Parameters	Results	Units	Report Limit	DF	Prepared	Analyzed	CAS No.	Qual
8011 GCS EDB and DBCP	Analytical Method: EPA 8011 Preparation Method: EPA 8011							
1,2-Dibromoethane (EDB)	ND	ug/L	0.020	1	03/20/08 00:00	03/24/08 01:26	106-93-4	
1-Chloro-2-bromopropane (S)	103	%	60-140	1	03/20/08 00:00	03/24/08 01:26	301-79-56	
8260 MSV Oxygenates	Analytical Method: EPA 8260							
tert-Amyl Alcohol	**614**	ug/L	100	1		03/19/08 18:24	75-85-4	
tert-Amylmethyl ether	ND	ug/L	10.0	1		03/19/08 18:24	994-05-8	
Benzene	**420**	ug/L	25.0	5		03/20/08 12:33	71-43-2	
3,3-Dimethyl-1-Butanol	ND	ug/L	100	1		03/19/08 18:24	624-95-3	
tert-Butyl Alcohol	ND	ug/L	100	1		03/19/08 18:24	75-65-0	
tert-Butyl Formate	ND	ug/L	50.0	1		03/19/08 18:24	762-75-4	
Diisopropyl ether	**67.1**	ug/L	5.0	1		03/19/08 18:24	108-20-3	
Ethanol	ND	ug/L	200	1		03/19/08 18:24	64-17-5	
Ethylbenzene	**35.2**	ug/L	5.0	1		03/19/08 18:24	100-41-4	
Ethyl-tert-butyl ether	ND	ug/L	10.0	1		03/19/08 18:24	637-92-3	
Methyl-tert-butyl ether	**84.5**	ug/L	5.0	1		03/19/08 18:24	1634-04-4	
Naphthalene	**7.2**	ug/L	5.0	1		03/19/08 18:24	91-20-3	
Toluene	**43.9**	ug/L	5.0	1		03/19/08 18:24	108-88-3	
Xylene (Total)	**68.4**	ug/L	10.0	1		03/19/08 18:24	1330-20-7	
m&p-Xylene	**44.6**	ug/L	10.0	1		03/19/08 18:24	1330-20-7	
o-Xylene	**23.8**	ug/L	5.0	1		03/19/08 18:24	95-47-6	
Dibromofluoromethane (S)	101	%	85-115	1		03/19/08 18:24	1868-53-7	
Toluene-d8 (S)	98	%	70-120	1		03/19/08 18:24	2037-26-5	
4-Bromofluorobenzene (S)	95	%	87-109	1		03/19/08 18:24	460-00-4	
1,2-Dichloroethane-d4 (S)	103	%	79-120	1		03/19/08 18:24	17060-07-0	

This report shall not be reproduced, except in full,
without the written consent of Pace Analytical Services, Inc..

ACCREDITED IN ACCORDANCE WITH nelac

Pace Analytical
www.pacelabs.com

Pace Analytical Services, Inc.
2225 Riverside Dr.
Asheville, NC 28804
(828)254-7176

Pace Analytical Services, Inc.
9800 Kincey Ave. Suite 100
Huntersville, NC 28078
(704)875-9092

ANALYTICAL RESULTS

Project: CLOUD'S CHEVRON
Pace Project No.: 9215280

Sample: MW-60 **Lab ID: 9215280012** Collected: 03/11/08 00:00 Received: 03/12/08 15:10 Matrix: Water

Parameters	Results	Units	Report Limit	DF	Prepared	Analyzed	CAS No.	Qual
8011 GCS EDB and DBCP	Analytical Method: EPA 8011 Preparation Method: EPA 8011							
1,2-Dibromoethane (EDB)	ND	ug/L	0.020	1	03/20/08 00:00	03/24/08 01:37	106-93-4	
1-Chloro-2-bromopropane (S)	87	%	60-140	1	03/20/08 00:00	03/24/08 01:37	301-79-56	
8260 MSV Oxygenates	Analytical Method: EPA 8260							
tert-Amyl Alcohol	ND	ug/L	100	1		03/20/08 11:41	75-85-4	
tert-Amylmethyl ether	ND	ug/L	10.0	1		03/20/08 11:41	994-05-8	
Benzene	ND	ug/L	5.0	1		03/20/08 11:41	71-43-2	
3,3-Dimethyl-1-Butanol	ND	ug/L	100	1		03/20/08 11:41	624-95-3	
tert-Butyl Alcohol	ND	ug/L	100	1		03/20/08 11:41	75-65-0	
tert-Butyl Formate	ND	ug/L	50.0	1		03/20/08 11:41	762-75-4	
Diisopropyl ether	ND	ug/L	5.0	1		03/20/08 11:41	108-20-3	
Ethanol	ND	ug/L	200	1		03/20/08 11:41	64-17-5	
Ethylbenzene	ND	ug/L	5.0	1		03/20/08 11:41	100-41-4	
Ethyl-tert-butyl ether	ND	ug/L	10.0	1		03/20/08 11:41	637-92-3	
Methyl-tert-butyl ether	ND	ug/L	5.0	1		03/20/08 11:41	1634-04-4	
Naphthalene	ND	ug/L	5.0	1		03/20/08 11:41	91-20-3	
Toluene	ND	ug/L	5.0	1		03/20/08 11:41	108-88-3	
Xylene (Total)	ND	ug/L	10.0	1		03/20/08 11:41	1330-20-7	
m&p-Xylene	ND	ug/L	10.0	1		03/20/08 11:41	1330-20-7	
o-Xylene	ND	ug/L	5.0	1		03/20/08 11:41	95-47-6	
Dibromofluoromethane (S)	105	%	85-115	1		03/20/08 11:41	1868-53-7	
Toluene-d8 (S)	102	%	70-120	1		03/20/08 11:41	2037-26-5	
4-Bromofluorobenzene (S)	92	%	87-109	1		03/20/08 11:41	460-00-4	
1,2-Dichloroethane-d4 (S)	101	%	79-120	1		03/20/08 11:41	17060-07-0	

This report shall not be reproduced, except in full,
without the written consent of Pace Analytical Services, Inc..

ACCREDITED IN ACCORDANCE WITH nelac

Pace Analytical®
www.pacelabs.com

Pace Analytical Services, Inc.
2225 Riverside Dr.
Asheville, NC 28804
(828)254-7176

Pace Analytical Services, Inc.
9800 Kincey Ave. Suite 100
Huntersville, NC 28078
(704)875-9092

ANALYTICAL RESULTS

Project: CLOUD'S CHEVRON
Pace Project No.: 9215280

Sample: MW-56 **Lab ID: 9215280013** Collected: 03/11/08 00:00 Received: 03/12/08 15:10 Matrix: Water

Parameters	Results	Units	Report Limit	DF	Prepared	Analyzed	CAS No.	Qual
8011 GCS EDB and DBCP	Analytical Method: EPA 8011 Preparation Method: EPA 8011							
1,2-Dibromoethane (EDB)	ND	ug/L	0.020	1	03/20/08 00:00	03/24/08 01:47	106-93-4	
1-Chloro-2-bromopropane (S)	72	%	60-140	1	03/20/08 00:00	03/24/08 01:47	301-79-56	
8260 MSV Oxygenates	Analytical Method: EPA 8260							
tert-Amyl Alcohol	ND	ug/L	100	1		03/19/08 22:26	75-85-4	
tert-Amylmethyl ether	ND	ug/L	10.0	1		03/19/08 22:26	994-05-8	
Benzene	ND	ug/L	5.0	1		03/19/08 22:26	71-43-2	
3,3-Dimethyl-1-Butanol	ND	ug/L	100	1		03/19/08 22:26	624-95-3	
tert-Butyl Alcohol	ND	ug/L	100	1		03/19/08 22:26	75-65-0	
tert-Butyl Formate	ND	ug/L	50.0	1		03/19/08 22:26	762-75-4	
Diisopropyl ether	ND	ug/L	5.0	1		03/19/08 22:26	108-20-3	
Ethanol	ND	ug/L	200	1		03/19/08 22:26	64-17-5	
Ethylbenzene	ND	ug/L	5.0	1		03/19/08 22:26	100-41-4	
Ethyl-tert-butyl ether	ND	ug/L	10.0	1		03/19/08 22:26	637-92-3	
Methyl-tert-butyl ether	ND	ug/L	5.0	1		03/19/08 22:26	1634-04-4	
Naphthalene	ND	ug/L	5.0	1		03/19/08 22:26	91-20-3	
Toluene	ND	ug/L	5.0	1		03/19/08 22:26	108-88-3	
Xylene (Total)	ND	ug/L	10.0	1		03/19/08 22:26	1330-20-7	
m&p-Xylene	ND	ug/L	10.0	1		03/19/08 22:26	1330-20-7	
o-Xylene	ND	ug/L	5.0	1		03/19/08 22:26	95-47-6	
Dibromofluoromethane (S)	106	%	85-115	1		03/19/08 22:26	1868-53-7	
Toluene-d8 (S)	100	%	70-120	1		03/19/08 22:26	2037-26-5	
4-Bromofluorobenzene (S)	92	%	87-109	1		03/19/08 22:26	460-00-4	
1,2-Dichloroethane-d4 (S)	106	%	79-120	1		03/19/08 22:26	17060-07-0	

This report shall not be reproduced, except in full,
without the written consent of Pace Analytical Services, Inc..

ACCREDITED IN ACCORDANCE WITH nelac

Pace Analytical
www.pacelabs.com

Pace Analytical Services, Inc.
2225 Riverside Dr.
Asheville, NC 28804
(828)254-7176

Pace Analytical Services, Inc.
9800 Kincey Ave. Suite 100
Huntersville, NC 28078
(704)875-9092

ANALYTICAL RESULTS

Project: CLOUD'S CHEVRON
Pace Project No.: 9215280

Sample: MW-31 **Lab ID: 9215280014** Collected: 03/11/08 00:00 Received: 03/12/08 15:10 Matrix: Water

Parameters	Results	Units	Report Limit	DF	Prepared	Analyzed	CAS No.	Qual
8011 GCS EDB and DBCP	Analytical Method: EPA 8011 Preparation Method: EPA 8011							
1,2-Dibromoethane (EDB)	ND	ug/L	0.020	1	03/20/08 00:00	03/24/08 01:58	106-93-4	
1-Chloro-2-bromopropane (S)	77	%	60-140	1	03/20/08 00:00	03/24/08 01:58	301-79-56	
8260 MSV Oxygenates	Analytical Method: EPA 8260							
tert-Amyl Alcohol	**2030**	ug/L	200	2		03/20/08 02:05	75-85-4	
tert-Amylmethyl ether	ND	ug/L	20.0	2		03/20/08 02:05	994-05-8	
Benzene	**91.3**	ug/L	10.0	2		03/20/08 02:05	71-43-2	
3,3-Dimethyl-1-Butanol	ND	ug/L	200	2		03/20/08 02:05	624-95-3	
tert-Butyl Alcohol	ND	ug/L	200	2		03/20/08 02:05	75-65-0	
tert-Butyl Formate	ND	ug/L	100	2		03/20/08 02:05	762-75-4	
Diisopropyl ether	ND	ug/L	10.0	2		03/20/08 02:05	108-20-3	
Ethanol	ND	ug/L	400	2		03/20/08 02:05	64-17-5	
Ethylbenzene	**298**	ug/L	10.0	2		03/20/08 02:05	100-41-4	
Ethyl-tert-butyl ether	ND	ug/L	20.0	2		03/20/08 02:05	637-92-3	
Methyl-tert-butyl ether	ND	ug/L	10.0	2		03/20/08 02:05	1634-04-4	
Naphthalene	**222**	ug/L	10.0	2		03/20/08 02:05	91-20-3	
Toluene	**97.9**	ug/L	10.0	2		03/20/08 02:05	108-88-3	
Xylene (Total)	**586**	ug/L	20.0	2		03/20/08 02:05	1330-20-7	
m&p-Xylene	**514**	ug/L	20.0	2		03/20/08 02:05	1330-20-7	
o-Xylene	**72.1**	ug/L	10.0	2		03/20/08 02:05	95-47-6	
Dibromofluoromethane (S)	104	%	85-115	2		03/20/08 02:05	1868-53-7	
Toluene-d8 (S)	100	%	70-120	2		03/20/08 02:05	2037-26-5	
4-Bromofluorobenzene (S)	100	%	87-109	2		03/20/08 02:05	460-00-4	
1,2-Dichloroethane-d4 (S)	104	%	79-120	2		03/20/08 02:05	17060-07-0	

This report shall not be reproduced, except in full,
without the written consent of Pace Analytical Services, Inc..

ACCREDITED IN ACCORDANCE WITH nelac

Pace Analytical
www.pacelabs.com

Pace Analytical Services, Inc.
2225 Riverside Dr.
Asheville, NC 28804
(828)254-7176

Pace Analytical Services, Inc.
9800 Kincey Ave. Suite 100
Huntersville, NC 28078
(704)875-9092

ANALYTICAL RESULTS

Project: CLOUD'S CHEVRON
Pace Project No.: 9215280

Sample: DW-8 **Lab ID: 9215280015** Collected: 03/11/08 00:00 Received: 03/12/08 15:10 Matrix: Water

Parameters	Results	Units	Report Limit	DF	Prepared	Analyzed	CAS No.	Qual
8011 GCS EDB and DBCP	Analytical Method: EPA 8011 Preparation Method: EPA 8011							
1,2-Dibromoethane (EDB)	ND	ug/L	0.020	1	03/20/08 00:00	03/24/08 02:09	106-93-4	
1-Chloro-2-bromopropane (S)	107	%	60-140	1	03/20/08 00:00	03/24/08 02:09	301-79-56	
8260 MSV Oxygenates	Analytical Method: EPA 8260							
tert-Amyl Alcohol	ND	ug/L	100	1		03/19/08 22:43	75-85-4	
tert-Amylmethyl ether	ND	ug/L	10.0	1		03/19/08 22:43	994-05-8	
Benzene	ND	ug/L	5.0	1		03/19/08 22:43	71-43-2	
3,3-Dimethyl-1-Butanol	ND	ug/L	100	1		03/19/08 22:43	624-95-3	
tert-Butyl Alcohol	ND	ug/L	100	1		03/19/08 22:43	75-65-0	
tert-Butyl Formate	ND	ug/L	50.0	1		03/19/08 22:43	762-75-4	
Diisopropyl ether	ND	ug/L	5.0	1		03/19/08 22:43	108-20-3	
Ethanol	ND	ug/L	200	1		03/19/08 22:43	64-17-5	
Ethylbenzene	ND	ug/L	5.0	1		03/19/08 22:43	100-41-4	
Ethyl-tert-butyl ether	ND	ug/L	10.0	1		03/19/08 22:43	637-92-3	
Methyl-tert-butyl ether	ND	ug/L	5.0	1		03/19/08 22:43	1634-04-4	
Naphthalene	ND	ug/L	5.0	1		03/19/08 22:43	91-20-3	
Toluene	ND	ug/L	5.0	1		03/19/08 22:43	108-88-3	
Xylene (Total)	ND	ug/L	10.0	1		03/19/08 22:43	1330-20-7	
m&p-Xylene	ND	ug/L	10.0	1		03/19/08 22:43	1330-20-7	
o-Xylene	ND	ug/L	5.0	1		03/19/08 22:43	95-47-6	
Dibromofluoromethane (S)	105	%	85-115	1		03/19/08 22:43	1868-53-7	
Toluene-d8 (S)	101	%	70-120	1		03/19/08 22:43	2037-26-5	
4-Bromofluorobenzene (S)	92	%	87-109	1		03/19/08 22:43	460-00-4	
1,2-Dichloroethane-d4 (S)	106	%	79-120	1		03/19/08 22:43	17060-07-0	

This report shall not be reproduced, except in full,
without the written consent of Pace Analytical Services, Inc..

ACCREDITED IN ACCORDANCE WITH nelac

Pace Analytical
www.pacelabs.com

Pace Analytical Services, Inc.
2225 Riverside Dr.
Asheville, NC 28804
(828)254-7176

Pace Analytical Services, Inc.
9800 Kincey Ave. Suite 100
Huntersville, NC 28078
(704)875-9092

ANALYTICAL RESULTS

Project: CLOUD'S CHEVRON
Pace Project No.: 9215280

Sample: MW-51 **Lab ID: 9215280016** Collected: 03/11/08 00:00 Received: 03/12/08 15:10 Matrix: Water

Parameters	Results	Units	Report Limit	DF	Prepared	Analyzed	CAS No.	Qual
8011 GCS EDB and DBCP	Analytical Method: EPA 8011 Preparation Method: EPA 8011							
1,2-Dibromoethane (EDB)	ND	ug/L	0.020	1	03/20/08 00:00	03/24/08 02:20	106-93-4	
1-Chloro-2-bromopropane (S)	65	%	60-140	1	03/20/08 00:00	03/24/08 02:20	301-79-56	
8260 MSV Oxygenates	Analytical Method: EPA 8260							
tert-Amyl Alcohol	ND	ug/L	100	1		03/19/08 23:15	75-85-4	
tert-Amylmethyl ether	ND	ug/L	10.0	1		03/19/08 23:15	994-05-8	
Benzene	ND	ug/L	5.0	1		03/19/08 23:15	71-43-2	
3,3-Dimethyl-1-Butanol	ND	ug/L	100	1		03/19/08 23:15	624-95-3	
tert-Butyl Alcohol	ND	ug/L	100	1		03/19/08 23:15	75-65-0	
tert-Butyl Formate	ND	ug/L	50.0	1		03/19/08 23:15	762-75-4	
Diisopropyl ether	ND	ug/L	5.0	1		03/19/08 23:15	108-20-3	
Ethanol	ND	ug/L	200	1		03/19/08 23:15	64-17-5	
Ethylbenzene	ND	ug/L	5.0	1		03/19/08 23:15	100-41-4	
Ethyl-tert-butyl ether	ND	ug/L	10.0	1		03/19/08 23:15	637-92-3	
Methyl-tert-butyl ether	ND	ug/L	5.0	1		03/19/08 23:15	1634-04-4	
Naphthalene	ND	ug/L	5.0	1		03/19/08 23:15	91-20-3	
Toluene	ND	ug/L	5.0	1		03/19/08 23:15	108-88-3	
Xylene (Total)	ND	ug/L	10.0	1		03/19/08 23:15	1330-20-7	
m&p-Xylene	ND	ug/L	10.0	1		03/19/08 23:15	1330-20-7	
o-Xylene	ND	ug/L	5.0	1		03/19/08 23:15	95-47-6	
Dibromofluoromethane (S)	102	%	85-115	1		03/19/08 23:15	1868-53-7	
Toluene-d8 (S)	101	%	70-120	1		03/19/08 23:15	2037-26-5	
4-Bromofluorobenzene (S)	91	%	87-109	1		03/19/08 23:15	460-00-4	
1,2-Dichloroethane-d4 (S)	101	%	79-120	1		03/19/08 23:15	17060-07-0	

This report shall not be reproduced, except in full,
without the written consent of Pace Analytical Services, Inc..

ACCREDITED IN ACCORDANCE WITH nelac

Pace Analytical
www.pacelabs.com

Pace Analytical Services, Inc.
2225 Riverside Dr.
Asheville, NC 28804
(828)254-7176

Pace Analytical Services, Inc.
9800 Kincey Ave. Suite 100
Huntersville, NC 28078
(704)875-9092

ANALYTICAL RESULTS

Project: CLOUD'S CHEVRON
Pace Project No.: 9215280

Sample: DW-7 **Lab ID: 9215280017** Collected: 03/11/08 00:00 Received: 03/12/08 15:10 Matrix: Water

Parameters	Results	Units	Report Limit	DF	Prepared	Analyzed	CAS No.	Qual
8011 GCS EDB and DBCP	Analytical Method: EPA 8011 Preparation Method: EPA 8011							
1,2-Dibromoethane (EDB)	ND	ug/L	0.020	1	03/20/08 00:00	03/24/08 02:31	106-93-4	
1-Chloro-2-bromopropane (S)	102	%	60-140	1	03/20/08 00:00	03/24/08 02:31	301-79-56	
8260 MSV Oxygenates	Analytical Method: EPA 8260							
tert-Amyl Alcohol	ND	ug/L	100	1		03/19/08 22:59	75-85-4	
tert-Amylmethyl ether	ND	ug/L	10.0	1		03/19/08 22:59	994-05-8	
Benzene	ND	ug/L	5.0	1		03/19/08 22:59	71-43-2	
3,3-Dimethyl-1-Butanol	ND	ug/L	100	1		03/19/08 22:59	624-95-3	
tert-Butyl Alcohol	ND	ug/L	100	1		03/19/08 22:59	75-65-0	
tert-Butyl Formate	ND	ug/L	50.0	1		03/19/08 22:59	762-75-4	
Diisopropyl ether	ND	ug/L	5.0	1		03/19/08 22:59	108-20-3	
Ethanol	ND	ug/L	200	1		03/19/08 22:59	64-17-5	
Ethylbenzene	ND	ug/L	5.0	1		03/19/08 22:59	100-41-4	
Ethyl-tert-butyl ether	ND	ug/L	10.0	1		03/19/08 22:59	637-92-3	
Methyl-tert-butyl ether	ND	ug/L	5.0	1		03/19/08 22:59	1634-04-4	
Naphthalene	ND	ug/L	5.0	1		03/19/08 22:59	91-20-3	
Toluene	ND	ug/L	5.0	1		03/19/08 22:59	108-88-3	
Xylene (Total)	ND	ug/L	10.0	1		03/19/08 22:59	1330-20-7	
m&p-Xylene	ND	ug/L	10.0	1		03/19/08 22:59	1330-20-7	
o-Xylene	ND	ug/L	5.0	1		03/19/08 22:59	95-47-6	
Dibromofluoromethane (S)	104	%	85-115	1		03/19/08 22:59	1868-53-7	
Toluene-d8 (S)	101	%	70-120	1		03/19/08 22:59	2037-26-5	
4-Bromofluorobenzene (S)	92	%	87-109	1		03/19/08 22:59	460-00-4	
1,2-Dichloroethane-d4 (S)	105	%	79-120	1		03/19/08 22:59	17060-07-0	

This report shall not be reproduced, except in full,
without the written consent of Pace Analytical Services, Inc..

ACCREDITED IN ACCORDANCE WITH nelac

Pace Analytical
www.pacelabs.com

Pace Analytical Services, Inc.
2225 Riverside Dr.
Asheville, NC 28804
(828)254-7176

Pace Analytical Services, Inc.
9800 Kincey Ave. Suite 100
Huntersville, NC 28078
(704)875-9092

ANALYTICAL RESULTS

Project: CLOUD'S CHEVRON
Pace Project No.: 9215280

Sample: MW-13 **Lab ID: 9215280018** Collected: 03/11/08 00:00 Received: 03/12/08 15:10 Matrix: Water

Parameters	Results	Units	Report Limit	DF	Prepared	Analyzed	CAS No.	Qual
8011 GCS EDB and DBCP	Analytical Method: EPA 8011 Preparation Method: EPA 8011							
1,2-Dibromoethane (EDB)	ND	ug/L	0.020	1	03/20/08 00:00	03/24/08 02:42	106-93-4	
1-Chloro-2-bromopropane (S)	115	%	60-140	1	03/20/08 00:00	03/24/08 02:42	301-79-56	
8260 MSV Oxygenates	Analytical Method: EPA 8260							
tert-Amyl Alcohol	ND	ug/L	100	1		03/19/08 23:33	75-85-4	
tert-Amylmethyl ether	ND	ug/L	10.0	1		03/19/08 23:33	994-05-8	
Benzene	ND	ug/L	5.0	1		03/19/08 23:33	71-43-2	
3,3-Dimethyl-1-Butanol	ND	ug/L	100	1		03/19/08 23:33	624-95-3	
tert-Butyl Alcohol	ND	ug/L	100	1		03/19/08 23:33	75-65-0	
tert-Butyl Formate	ND	ug/L	50.0	1		03/19/08 23:33	762-75-4	
Diisopropyl ether	ND	ug/L	5.0	1		03/19/08 23:33	108-20-3	
Ethanol	ND	ug/L	200	1		03/19/08 23:33	64-17-5	
Ethylbenzene	ND	ug/L	5.0	1		03/19/08 23:33	100-41-4	
Ethyl-tert-butyl ether	ND	ug/L	10.0	1		03/19/08 23:33	637-92-3	
Methyl-tert-butyl ether	ND	ug/L	5.0	1		03/19/08 23:33	1634-04-4	
Naphthalene	ND	ug/L	5.0	1		03/19/08 23:33	91-20-3	
Toluene	ND	ug/L	5.0	1		03/19/08 23:33	108-88-3	
Xylene (Total)	ND	ug/L	10.0	1		03/19/08 23:33	1330-20-7	
m&p-Xylene	ND	ug/L	10.0	1		03/19/08 23:33	1330-20-7	
o-Xylene	ND	ug/L	5.0	1		03/19/08 23:33	95-47-6	
Dibromofluoromethane (S)	104	%	85-115	1		03/19/08 23:33	1868-53-7	
Toluene-d8 (S)	100	%	70-120	1		03/19/08 23:33	2037-26-5	
4-Bromofluorobenzene (S)	91	%	87-109	1		03/19/08 23:33	460-00-4	
1,2-Dichloroethane-d4 (S)	101	%	79-120	1		03/19/08 23:33	17060-07-0	

This report shall not be reproduced, except in full,
without the written consent of Pace Analytical Services, Inc..

ACCREDITED IN ACCORDANCE WITH nelac

Pace Analytical
www.pacelabs.com

Pace Analytical Services, Inc.
2225 Riverside Dr.
Asheville, NC 28804
(828)254-7176

Pace Analytical Services, Inc.
9800 Kincey Ave. Suite 100
Huntersville, NC 28078
(704)875-9092

QUALITY CONTROL DATA

Project: CLOUD'S CHEVRON
Pace Project No.: 9215280

QC Batch: MSV/2854 Analysis Method: EPA 8260
QC Batch Method: EPA 8260 Analysis Description: 8260 MSV Oxygenates
Associated Lab Samples: 9215280001, 9215280002, 9215280008, 9215280009, 9215280011

METHOD BLANK: 90595
Associated Lab Samples: 9215280001, 9215280002, 9215280008, 9215280009, 9215280011

Parameter	Units	Blank Result	Reporting Limit	Qualifiers
3,3-Dimethyl-1-Butanol	ug/L	ND	100	
Benzene	ug/L	ND	5.0	
Diisopropyl ether	ug/L	ND	5.0	
Ethanol	ug/L	ND	200	
Ethyl-tert-butyl ether	ug/L	ND	10.0	
Ethylbenzene	ug/L	ND	5.0	
m&p-Xylene	ug/L	ND	10.0	
Methyl-tert-butyl ether	ug/L	ND	5.0	
Naphthalene	ug/L	ND	5.0	
o-Xylene	ug/L	ND	5.0	
tert-Amyl Alcohol	ug/L	ND	100	
tert-Amylmethyl ether	ug/L	ND	10.0	
tert-Butyl Alcohol	ug/L	ND	100	
tert-Butyl Formate	ug/L	ND	50.0	
Toluene	ug/L	ND	5.0	
Xylene (Total)	ug/L	ND	10.0	
1,2-Dichloroethane-d4 (S)	%	103	79-120	
4-Bromofluorobenzene (S)	%	93	87-109	
Dibromofluoromethane (S)	%	104	85-115	
Toluene-d8 (S)	%	101	70-120	

LABORATORY CONTROL SAMPLE: 90596

Parameter	Units	Spike Conc.	LCS Result	LCS % Rec	% Rec Limits	Qualifiers
3,3-Dimethyl-1-Butanol	ug/L	1000	1050	105	55-148	
Benzene	ug/L	50	53.1	106	78-128	
Diisopropyl ether	ug/L	50	61.2	122	74-131	
Ethanol	ug/L	2000	2270	114	53-150	
Ethyl-tert-butyl ether	ug/L	100	121	121	77-136	
Ethylbenzene	ug/L	50	50.6	101	80-127	
m&p-Xylene	ug/L	100	100	100	82-127	
Methyl-tert-butyl ether	ug/L	50	60.5	121	71-130	
Naphthalene	ug/L	50	65.4	131	52-136	
o-Xylene	ug/L	50	48.2	96	83-124	
tert-Amyl Alcohol	ug/L	1000	1200	120	50-150	
tert-Amylmethyl ether	ug/L	100	117	117	50-150	
tert-Butyl Alcohol	ug/L	500	653	131	50-150	
tert-Butyl Formate	ug/L	200	136	68	50-150	
Toluene	ug/L	50	51.9	104	76-126	
Xylene (Total)	ug/L	150	148	99	83-125	
1,2-Dichloroethane-d4 (S)	%			102	79-120	

This report shall not be reproduced, except in full,
without the written consent of Pace Analytical Services, Inc..

ACCREDITED IN ACCORDANCE WITH nelac

Pace Analytical
www.pacelabs.com

Pace Analytical Services, Inc.
2225 Riverside Dr.
Asheville, NC 28804
(828)254-7176

Pace Analytical Services, Inc.
9800 Kincey Ave. Suite 100
Huntersville, NC 28078
(704)875-9092

QUALITY CONTROL DATA

Project: CLOUD'S CHEVRON
Pace Project No.: 9215280

LABORATORY CONTROL SAMPLE: 90596

Parameter	Units	Spike Conc.	LCS Result	LCS % Rec	% Rec Limits	Qualifiers
4-Bromofluorobenzene (S)	%			96	87-109	
Dibromofluoromethane (S)	%			106	85-115	
Toluene-d8 (S)	%			100	70-120	

MATRIX SPIKE & MATRIX SPIKE DUPLICATE: 90597 90598

Parameter	Units	9215496015 Result	MS Spike Conc.	MSD Spike Conc.	MS Result	MSD Result	MS % Rec	MSD % Rec	% Rec Limits	RPD	Max RPD	Qual
Benzene	ug/L	ND	50	50	41.6	44.4	83	89	74-136	6	30	
Toluene	ug/L	ND	50	50	41.1	43.8	82	87	73-131	6	30	
1,2-Dichloroethane-d4 (S)	%						101	100	79-120			
4-Bromofluorobenzene (S)	%						92	91	87-109			
Dibromofluoromethane (S)	%						105	103	85-115			
Toluene-d8 (S)	%						99	98	70-120			

This report shall not be reproduced, except in full,
without the written consent of Pace Analytical Services, Inc..

ACCREDITED IN ACCORDANCE WITH ISO nelac

Pace Analytical®
www.pacelabs.com

Pace Analytical Services, Inc.
2225 Riverside Dr.
Asheville, NC 28804
(828)254-7176

Pace Analytical Services, Inc.
9800 Kincey Ave. Suite 100
Huntersville, NC 28078
(704)875-9092

QUALITY CONTROL DATA

Project: CLOUD'S CHEVRON
Pace Project No.: 9215280

QC Batch: MSV/2857 Analysis Method: EPA 8260
QC Batch Method: EPA 8260 Analysis Description: 8260 MSV Oxygenates
Associated Lab Samples: 9215280003, 9215280004, 9215280005, 9215280006, 9215280007, 9215280010, 9215280012, 9215280013, 9215280014, 9215280015, 9215280016, 9215280017, 9215280018

METHOD BLANK: 90664

Associated Lab Samples: 9215280003, 9215280004, 9215280005, 9215280006, 9215280007, 9215280010, 9215280012, 9215280013, 9215280014, 9215280015, 9215280016, 9215280017, 9215280018

Parameter	Units	Blank Result	Reporting Limit	Qualifiers
3,3-Dimethyl-1-Butanol	ug/L	ND	100	
Benzene	ug/L	ND	5.0	
Diisopropyl ether	ug/L	ND	5.0	
Ethanol	ug/L	ND	200	
Ethyl-tert-butyl ether	ug/L	ND	10.0	
Ethylbenzene	ug/L	ND	5.0	
m&p-Xylene	ug/L	ND	10.0	
Methyl-tert-butyl ether	ug/L	ND	5.0	
Naphthalene	ug/L	ND	5.0	
o-Xylene	ug/L	ND	5.0	
tert-Amyl Alcohol	ug/L	ND	100	
tert-Amylmethyl ether	ug/L	ND	10.0	
tert-Butyl Alcohol	ug/L	ND	100	
tert-Butyl Formate	ug/L	ND	50.0	
Toluene	ug/L	ND	5.0	
Xylene (Total)	ug/L	ND	10.0	
1,2-Dichloroethane-d4 (S)	%	102	79-120	
4-Bromofluorobenzene (S)	%	92	87-109	
Dibromofluoromethane (S)	%	104	85-115	
Toluene-d8 (S)	%	101	70-120	

LABORATORY CONTROL SAMPLE: 90665

Parameter	Units	Spike Conc.	LCS Result	LCS % Rec	% Rec Limits	Qualifiers
3,3-Dimethyl-1-Butanol	ug/L	1000	976	98	55-148	
Benzene	ug/L	50	47.2	94	78-128	
Diisopropyl ether	ug/L	50	53.9	108	74-131	
Ethanol	ug/L	2000	2260	113	53-150	
Ethyl-tert-butyl ether	ug/L	100	105	105	77-136	
Ethylbenzene	ug/L	50	47.3	95	80-127	
m&p-Xylene	ug/L	100	93.6	94	82-127	
Methyl-tert-butyl ether	ug/L	50	52.2	104	71-130	
Naphthalene	ug/L	50	55.5	111	52-136	
o-Xylene	ug/L	50	45.5	91	83-124	
tert-Amyl Alcohol	ug/L	1000	1020	102	50-150	
tert-Amylmethyl ether	ug/L	100	101	101	50-150	
tert-Butyl Alcohol	ug/L	500	539	108	50-150	
tert-Butyl Formate	ug/L	200	140	70	50-150	
Toluene	ug/L	50	45.9	92	76-126	
Xylene (Total)	ug/L	150	139	93	83-125	

This report shall not be reproduced, except in full,
without the written consent of Pace Analytical Services, Inc..

ACCREDITED IN ACCORDANCE WITH nelac

Pace Analytical®
www.pacelabs.com

Pace Analytical Services, Inc.
2225 Riverside Dr.
Asheville, NC 28804
(828)254-7176

Pace Analytical Services, Inc.
9800 Kincey Ave. Suite 100
Huntersville, NC 28078
(704)875-9092

QUALITY CONTROL DATA

Project: CLOUD'S CHEVRON
Pace Project No.: 9215280

LABORATORY CONTROL SAMPLE: 90665

Parameter	Units	Spike Conc.	LCS Result	LCS % Rec	% Rec Limits	Qualifiers
1,2-Dichloroethane-d4 (S)	%			95	79-120	
4-Bromofluorobenzene (S)	%			99	87-109	
Dibromofluoromethane (S)	%			105	85-115	
Toluene-d8 (S)	%			100	70-120	

MATRIX SPIKE & MATRIX SPIKE DUPLICATE: 90666 90667

Parameter	Units	9215280017 Result	MS Spike Conc.	MSD Spike Conc.	MS Result	MSD Result	MS % Rec	MSD % Rec	% Rec Limits	RPD	Max RPD	Qual
Benzene	ug/L	ND	50	50	52.9	52.9	106	106	74-136	.1	30	
Toluene	ug/L	ND	50	50	50.1	50.3	100	100	73-131	.4	30	
1,2-Dichloroethane-d4 (S)	%						99	100	79-120			
4-Bromofluorobenzene (S)	%						92	90	87-109			
Dibromofluoromethane (S)	%						102	105	85-115			
Toluene-d8 (S)	%						100	100	70-120			

This report shall not be reproduced, except in full,
without the written consent of Pace Analytical Services, Inc..

ACCREDITED IN ACCORDANCE WITH nelac

Pace Analytical
www.pacelabs.com

Pace Analytical Services, Inc.
2225 Riverside Dr.
Asheville, NC 28804
(828)254-7176

Pace Analytical Services, Inc.
9800 Kincey Ave. Suite 100
Huntersville, NC 28078
(704)875-9092

QUALITY CONTROL DATA

Project: CLOUD'S CHEVRON
Pace Project No.: 9215280

QC Batch: OEXT/2698 Analysis Method: EPA 8011
QC Batch Method: EPA 8011 Analysis Description: GCS 8011 EDB DBCP
Associated Lab Samples: 9215280001, 9215280002, 9215280003, 9215280004, 9215280005, 9215280006, 9215280007, 9215280008, 9215280009, 9215280010, 9215280011, 9215280012, 9215280013, 9215280014, 9215280015, 9215280016, 9215280017, 9215280018

METHOD BLANK: 91073
Associated Lab Samples: 9215280001, 9215280002, 9215280003, 9215280004, 9215280005, 9215280006, 9215280007, 9215280008, 9215280009, 9215280010, 9215280011, 9215280012, 9215280013, 9215280014, 9215280015, 9215280016, 9215280017, 9215280018

Parameter	Units	Blank Result	Reporting Limit	Qualifiers
1,2-Dibromoethane (EDB)	ug/L	ND	0.020	
1-Chloro-2-bromopropane (S)	%	102	60-140	

LABORATORY CONTROL SAMPLE & LCSD: 91074 91075

Parameter	Units	Spike Conc.	LCS Result	LCSD Result	LCS % Rec	LCSD % Rec	% Rec Limits	RPD	Max RPD	Qualifiers
1,2-Dibromoethane (EDB)	ug/L	.29	0.30	0.30	104	106	60-140	2	20	
1-Chloro-2-bromopropane (S)	%				97	106	60-140			

MATRIX SPIKE & MATRIX SPIKE DUPLICATE: 91076 91077

Parameter	Units	9215280001 Result	MS Spike Conc.	MSD Spike Conc.	MS Result	MSD Result	MS % Rec	MSD % Rec	% Rec Limits	RPD	Max RPD	Qual
1,2-Dibromoethane (EDB)	ug/L	ND	.29	.29	0.31	0.31	108	108	60-140	0	20	
1-Chloro-2-bromopropane (S)	%						116	116	60-140			

SAMPLE DUPLICATE: 91078

Parameter	Units	9215280003 Result	Dup Result	RPD	Max RPD	Qualifiers
1,2-Dibromoethane (EDB)	ug/L	ND	ND	0	20	
1-Chloro-2-bromopropane (S)	%		103	.7		

This report shall not be reproduced, except in full,
without the written consent of Pace Analytical Services, Inc..

ACCREDITED IN ACCORDANCE WITH nelac

Pace Analytical®
www.pacelabs.com

Pace Analytical Services, Inc.
2225 Riverside Dr.
Asheville, NC 28804
(828)254-7176

Pace Analytical Services, Inc.
9800 Kincey Ave. Suite 100
Huntersville, NC 28078
(704)875-9092

QUALIFIERS

Project: CLOUD'S CHEVRON
Pace Project No.: 9215280

DEFINITIONS

DF - Dilution Factor, if reported, represents the factor applied to the reported data due to changes in sample preparation, dilution of the sample aliquot, or moisture content.

ND - Not Detected at or above adjusted reporting limit.

J - Estimated concentration above the adjusted method detection limit and below the adjusted reporting limit.

MDL - Adjusted Method Detection Limit.

S - Surrogate

1,2-Diphenylhydrazine (8270 listed analyte) decomposes to Azobenzene.

Consistent with EPA guidelines, unrounded data are displayed and have been used to calculate % recovery and RPD values.

LCS(D) - Laboratory Control Sample (Duplicate)

MS(D) - Matrix Spike (Duplicate)

DUP - Sample Duplicate

RPD - Relative Percent Difference

NC - Not Calculable.

Pace Analytical is NELAP accredited. Contact your Pace PM for the current list of accredited analytes.

This report shall not be reproduced, except in full,
without the written consent of Pace Analytical Services, Inc..

ACCREDITED IN ACCORDANCE WITH nelac

Pace Analytical®
www.pacelabs.com

CHAIN-OF-CUSTODY / Analytical Request Document

The Chain-of-Custody is a LEGAL DOCUMENT. All relevant fields must be completed accurately.

Page: 1 of 2

1172124

Section A Required Client Information:

Company: Palmetto Env. Group
Address: P.O. Box 427
Elgin, SC 29045
Email To:
Phone: (803) 438-1331 Fax:
Requested Due Date/TAT:

Section B Required Project Information:

Report To:
Copy To:
Purchase Order No.:
Project Name: Clouds' Chevron Univ. Mart
Project Number:

Section C Invoice Information:

Attention:
Company Name:
Address:
Pace Quote Reference:
Pace Project Manager:
Pace Profile #: 1435-2

REGULATORY AGENCY

☐ NPDES ☐ GROUND WATER ☐ DRINKING WATER
☑ UST ☐ RCRA ☐ OTHER _____

Site Location STATE: _____

Section D Required Client Information

Matrix Codes MATRIX / CODE: Drinking Water DW; Water WT; Waste Water WW; Product P; Soil/Solid SL; Oil OL; Wipe WP; Air AR; Tissue TS; Other OT

SAMPLE ID (A-Z, 0-9 / ,-) Sample IDs MUST BE UNIQUE

Requested Analysis Filtered (Y/N)

ITEM #	SAMPLE ID	MATRIX CODE (see valid codes to left)	SAMPLE TYPE (G=GRAB C=COMP)	COLLECTED COMPOSITE START DATE	COLLECTED COMPOSITE START TIME	COLLECTED COMPOSITE END/GRAB DATE	COLLECTED COMPOSITE END/GRAB TIME	SAMPLE TEMP AT COLLECTION	# OF CONTAINERS	Preservatives: Unpreserved	H_2SO_4	HNO_3	HCl	NaOH	$Na_2S_2O_3$	Methanol	Other	Analysis Test (Y/N): BTEXMN	OXYGENATES	EDB	Residual Chlorine (Y/N)	Pace Project No./ Lab I.D. 9215280
1	MW-12			3/11																		9215280001
2	MW-15																					002
3	ST-1																					003
4	MW-11																					004
5	DW-9																					005
6	MW-58																					006
7	MW-55																					007
8	MW-59																					008
9	MW-53																					009
10	MW-54																					010
11	SW-1																					011
12	MW-60																					012

ADDITIONAL COMMENTS	RELINQUISHED BY / AFFILIATION	DATE	TIME	ACCEPTED BY / AFFILIATION	DATE	TIME	SAMPLE CONDITIONS: Temp in °C	Received on Ice (Y/N)	Custody Sealed Cooler (Y/N)	Samples Intact (Y/N)
	[signature] / PEG	3/12	12:32	George Moody - Pace	3-12-08	12:40				
	George Moody	3-12-08	15:10	Kim Frank	3/12/08	15:10	2.4	yes	no	yes

ORIGINAL

SAMPLER NAME AND SIGNATURE

PRINT Name of SAMPLER: James L. Cooper
SIGNATURE of SAMPLER: [signature]
DATE Signed (MM/DD/YY): 3/11/08

*Important Note: By signing this form you are accepting Pace's NET 30 day payment terms and agreeing to late charges of 1.5% per month for any invoices not paid within 30 days.

F-ALL-Q-020rev.07, 15-May-2007

Pace Analytical®
www.pacelabs.com

CHAIN-OF-CUSTODY / Analytical Request Document

The Chain-of-Custody is a LEGAL DOCUMENT. All relevant fields must be completed accurately.

Page: 2 of 2

1172126

Section A Required Client Information:	Section B Required Project Information:	Section C Invoice Information:
Company: Palmetto Env. Group	Report To:	Attention:
Address:	Copy To:	Company Name:
		Address:
Email To:	Purchase Order No.:	Pace Quote Reference:
Phone: Fax:	Project Name:	Pace Project Manager:
Requested Due Date/TAT:	Project Number:	Pace Profile #:

REGULATORY AGENCY

☐ NPDES ☐ GROUND WATER ☐ DRINKING WATER
☑ UST ☐ RCRA ☐ OTHER _____

Site Location STATE: _____

Section D Required Client Information

SAMPLE ID (A-Z, 0-9 / ,-) Sample IDs MUST BE UNIQUE

Matrix Codes MATRIX / CODE: Drinking Water DW, Water WT, Waste Water WW, Product P, Soil/Solid SL, Oil OL, Wipe WP, Air AR, Tissue TS, Other OT

Requested Analysis Filtered (Y/N)

ITEM #	SAMPLE ID	MATRIX CODE (see valid codes to left)	SAMPLE TYPE (G=GRAB C=COMP)	COLLECTED COMPOSITE START DATE	COMPOSITE START TIME	COMPOSITE END/GRAB DATE	COMPOSITE END/GRAB TIME	SAMPLE TEMP AT COLLECTION	# OF CONTAINERS	Unpreserved	H_2SO_4	HNO_3	HCl	NaOH	$Na_2S_2O_3$	Methanol	Other	Analysis Test (Y/N)	BTEXMN	OXYGENATES	EDB	Residual Chlorine (Y/N)	Pace Project No./ Lab I.D.
1	MW-56			3/11																			9215280 013
2	MW-31																						014
3	DW-8																						015
4	MW-51																						016
5	DW-7																						017
6	MW-13																						018
7																							
8																							
9																							
10																							
11																							
12																							

ADDITIONAL COMMENTS	RELINQUISHED BY / AFFILIATION	DATE	TIME	ACCEPTED BY / AFFILIATION	DATE	TIME	SAMPLE CONDITIONS			
	[signature] / PEG	3/12	12:32	George Moody - Pace	3-12-08	12:40				
	George Moody	3-12-04	15:10	Kimmel	3/12/08	15:10	2.4	yes	no	yes

ORIGINAL

SAMPLER NAME AND SIGNATURE

PRINT Name of SAMPLER: James Cooper

SIGNATURE of SAMPLER: [signature]

DATE Signed (MM/DD/YY): 3/11/08

Temp in °C | Received on Ice (Y/N) | Custody Sealed Cooler (Y/N) | Samples Intact (Y/N)

*Important Note: By signing this form you are accepting Pace's NET 30 day payment terms and agreeing to late charges of 1.5% per month for any invoices not paid within 30 days.

F-ALL-Q-020rev.07, 15-May-2007

Pace Analytical

Sample Condition Upon Receipt

Client Name: Palmetto Project # 92 15280

Courier: ☐ Fed Ex ☐ UPS ☐ USPS ☐ Client ☐ Commercial ☑ Pace Other_____

Custody Seal on Cooler/Box Present: ☐ yes ☑ no Seals intact: ☐ yes ☑ no

Optional
Proj. Due Date: N/A
Proj. Name: N/A

Packing Material: ☐ Bubble Wrap ☑ Bubble Bags ☐ None ☐ Other_____

Thermometer Used T060 Type of Ice: ☑ Wet Blue None ☐ Samples on ice, cooling process has begun

Cooler Temperature 2.4 Biological Tissue is Frozen: Yes No N/A

Temp should be above freezing to 6°C

Date and Initials of person examining contents: MF 3/12/08

Comments:

Chain of Custody Present:	☑Yes ☐No ☐N/A	1.
Chain of Custody Filled Out:	☑Yes ☐No ☐N/A	2.
Chain of Custody Relinquished:	☑Yes ☐No ☐N/A	3.
Sampler Name & Signature on COC:	☑Yes ☐No ☐N/A	4.
Samples Arrived within Hold Time:	☑Yes ☐No ☐N/A	5.
Short Hold Time Analysis (<72hr):	☐Yes ☑No ☐N/A	6.
Rush Turn Around Time Requested:	☐Yes ☑No ☐N/A	7.
Sufficient Volume:	☑Yes ☐No ☐N/A	8.
Correct Containers Used:	☑Yes ☐No ☐N/A	9.
-Pace Containers Used:	☑Yes ☐No ☐N/A	
Containers Intact:	☑Yes ☐No ☐N/A	10.
Filtered volume received for Dissolved tests	☐Yes ☐No ☑N/A	11.
Sample Labels match COC:	☑Yes ☐No ☐N/A	12. ~~BLVD 5 vials for MW-19 not on COC no date/time on vials~~ MF 3/12/08
-Includes date/time/ID/Analysis Matrix: WT		
All containers needing preservation have been checked.	☐Yes ☐No ☑N/A	13. ~~Analysis = TOB + BTEX~~
All containers needing preservation are found to be in compliance with EPA recommendation.	☐Yes ☐No ☑N/A	
exceptions: VOA, coliform, TOC, O&G, WI-DRO (water)	☐Yes ☐No	Initial when completed
Samples checked for dechlorination:	☐Yes ☐No ☑N/A	14.
Headspace in VOA Vials (>6mm):	☐Yes ☑No ☐N/A	15. excessive sediment in vials for MW-11 & MW-14
Trip Blank Present:	☐Yes ☐No ☑N/A	16.
Trip Blank Custody Seals Present	☐Yes ☐No ☑N/A	
Pace Trip Blank Lot # (if purchased): N/A		

Client Notification/ Resolution: Field Data Required? Y / N / N/A

Person Contacted: Jimmy Cooper Date/Time: 3/12/08 15:45

Comments/ Resolution: Client informed label on inside of bubble bag informed sample ID for MW-19 was WWMW-4.

Project Manager Review: J. Stott Date: 3/13/08

Note: Whenever there is a discrepancy affecting North Carolina compliance samples, a copy of this form will be sent to the North Carolina DEHNR Certification Office (i.e out of hold, incorrect preservative, out of temp, incorrect containers)

NON-HAZARDOUS WASTE MANIFEST

NON-HAZARDOUS WASTE MANIFEST	1. GENERATOR'S US EPA ID #:	MANIFEST DOCUMENT #: 08222007-01	2. Page 1 of 1

GENERATOR

3. GENERATOR'S NAME AND MAILING ADDRESS
Cloud's Chevron
Forest Drive and Two Notch Rd.
Columbia, SC

4. GENERATOR'S PHONE (803) 438-1331

5. TRANSPORTER 1 COMPANY NAME	6. US EPA ID NUMBER	A. STATE TRANSPORTER'S ID
PALMETTO ENVIRONMENTAL GROUP, INC.		B. TRANSPORTER'S PHONE: (803) 438-1331
7. TRANSPORTER 1 COMPANY NAME	8. US EPA ID NUMBER	C. STATE TRANSPORTER'S ID
		D. TRANSPORTER'S PHONE
9. DESIGNATED FACILITY NAME AND SITE ADDRESS Palmetto Environmental Group, Inc. 2193 Hwy 1 South Elgin, SC 29045	10 US EPA ID NUMBER	E. STATE FACILITY ID
		F. FACILITY'S PHONE 803-438-1331

11. WASTE DESCRIPTION	12. CONSTAINERS NO.	12. CONSTAINERS TYPE	13. TOTAL QUANTITY	14. UNIT WT./VOL.
A. **NON-HAZARDOUS, NON-DOT REGULATED MATERIAL WASTEWATER #2298**	1	TT	100.00	GAL.
B.				
C.				
D.				

G. ADDITIONAL DESCRIPTIONS FOR MATERIALS LISTED ABOVE	H. HANDLING CODES FOR WASTE LISTED ABOVE

15. SPECIAL HANDLING INSTRUCTIONS
IN CASE OF EMERGENCY, CONTACT: JIMMY COOPER (803)600-0913 CELL (803)438-1331 OFFICE

16. GENERATOR'S CERTIFICATION: I HEREBY CERTIFY THAT THE CONTENTS OF THIS SHIPMENT ARE FULL AND ACCURATELY DESCRIBED AND ARE IN ALL RESPECTS IN PROPER CONDITION FOR TRANSPORT. THE MATERIALS DESCRIBED ON THIS MANIFEST ARE NOT SUBJECT TO FEDERAL HAZARDOUS WASTE REGULATIONS

PRINTED/TYPE NAME: James L. Cooper	SIGNATURE	DATE MONTH	DAY	YEAR
		8	23	2007

TRANSPORTER

17. TRANSPORTER 1 ACKNOWLEDGEMENT OF RECEIPT OF MATERIALS

PRINTED/TYPE NAME: David Lewis	SIGNATURE	DATE MONTH	DAY	YEAR
DAVID Lewis	David Lewis	8	23	2007

18. TRANSPORTER 2 ACKNOWLEDGEMENT OF RECEIPT OF MATERIALS

PRINTED/TYPE NAME	SIGNATURE	DATE MONTH	DAY	YEAR

FACILITY

19. DESCREPANCY INDICATION SPACE

20. FACILITY OWNER OR OPERATOR; CERTIFICATION OF RECEIPT OF THE WASTE MATERIALS COVERED BY THIS MINIFEST, EXCEPT AS NOTED IN ITEM 19.

PRINTED/TYPE NAME James L. Cooper	SIGNATURE	DATE MONTH	DAY	YEAR
		8	23	2007

NON-HAZARDOUS WASTE MANIFEST

NON-HAZARDOUS WASTE MANIFEST	1. GENERATOR'S US EPA ID #:	MANIFEST DOCUMENT #: 09102007-01	2. Page 1 of 1

GENERATOR

3. GENERATOR'S NAME AND MAILING ADDRESS
Cloud's Chevron
Forest Drive and Two Notch Rd.
Columbia, SC

4. GENERATOR'S PHONE (803) 438-1331

5. TRANSPORTER 1 COMPANY NAME	6. US EPA ID NUMBER	A. STATE TRANSPORTER'S ID
PALMETTO ENVIRONMENTAL GROUP, INC.		B. TRANSPORTER'S PHONE: (803) 438-1331
7. TRANSPORTER 1 COMPANY NAME	8. US EPA ID NUMBER	C. STATE TRANSPORTER'S ID
		D. TRANSPORTER'S PHONE
9. DESIGNATED FACILITY NAME AND SITE ADDRESS Palmetto Environmental Group, Inc. 2193 Hwy 1 South Elgin, SC 29045	10 US EPA ID NUMBER	E. STATE FACILITY ID
		F. FACILITY'S PHONE 803-438-1331

11. WASTE DESCRIPTION	12. CONSTAINERS NO.	12. CONSTAINERS TYPE	13. TOTAL QUANTITY	14. UNIT WT./VOL.
A. **NON-HAZARDOUS, NON-DOT REGULATED MATERIAL WASTEWATER #2298**	1	TT	250	GAL.
B.				
C.				
D.				

G. ADDITIONAL DESCRIPTIONS FOR MATERIALS LISTED ABOVE	H. HANDLING CODES FOR WASTE LISTED ABOVE

15. SPECIAL HANDLING INSTRUCTIONS
IN CASE OF EMERGENCY, CONTACT: JIMMY COOPER (803)600-0913 CELL (803)438-1331 OFFICE

16. GENERATOR'S CERTIFICATION: I HEREBY CERITFY THAT THE CONTENTS OF THIS SHIPMENT ARE FULL AND ACCURATELY DESCRIBED AND ARE IN ALL RESPECTS IN PROPER CONDITION FOR TRANSPORT. THE MATERIALS DESCRIBED ON THIS MANIFEST ARE NOT SUBJECT TO FEDERAL HAZARDOUS WASTE REGULATIONS

PRINTED/TYPE NAME: James L. Cooper	SIGNATURE	DATE MONTH	DAY	YEAR
		9	10	2007

TRANSPORTER

17. TRANSPORTER 1 ACKNOWLEDGEMENT OF RECEIPT OF MATERIALS

PRINTED/TYPE NAME: David Lewis	SIGNATURE	DATE MONTH	DAY	YEAR
	David Lewis	9	10	07

18. TRANSPORTER 2 ACKNOWLEDGEMENT OF RECEIPT OF MATERIALS

PRINTED/TYPE NAME	SIGNATURE	DATE MONTH	DAY	YEAR

FACILITY

19. DESCREPANCY INDICATION SPACE

20. FACILITY OWNER OR OPERATOR; CERTIFICATION OF RECEIPT OF THE WASTE MATERIALS COVERED BY THIS MINIFEST, EXCEPT AS NOTED IN ITEM 19.

PRINTED/TYPE NAME James L. Cooper	SIGNATURE	DATE MONTH	DAY	YEAR
		9	10	2007

NON-HAZARDOUS WASTE MANIFEST

NON-HAZARDOUS WASTE MANIFEST	1. GENERATOR'S US EPA ID #:	MANIFEST DOCUMENT #: 09262007-01	2. Page 1 of 1

GENERATOR

3. GENERATOR'S NAME AND MAILING ADDRESS
Cloud's Chevron
Forest Drive and Two Notch Rd.
Columbia, SC

4. GENERATOR'S PHONE (803) 438-1331

5. TRANSPORTER 1 COMPANY NAME	6. US EPA ID NUMBER	A. STATE TRANSPORTER'S ID
PALMETTO ENVIRONMENTAL GROUP, INC.		B. TRANSPORTER'S PHONE: (803) 438-1331
7. TRANSPORTER 1 COMPANY NAME	8. US EPA ID NUMBER	C. STATE TRANSPORTER'S ID
		D. TRANSPORTER'S PHONE
9. DESIGNATED FACILITY NAME AND SITE ADDRESS Palmetto Environmental Group, Inc. 2193 Hwy 1 South Elgin, SC 29045	10 US EPA ID NUMBER	E. STATE FACILITY ID
		F. FACILITY'S PHONE 803-438-1331

11. WASTE DESCRIPTION	12. CONSTAINERS NO.	12. CONSTAINERS TYPE	13. TOTAL QUANTITY	14. UNIT WT./VOL.
A. NON-HAZARDOUS, NON-DOT REGULATED MATERIAL WASTEWATER #2298	1	TT	150	GAL.
B.				
C.				
D.				

G. ADDITIONAL DESCRIPTIONS FOR MATERIALS LISTED ABOVE	H. HANDLING CODES FOR WASTE LISTED ABOVE

15. SPECIAL HANDLING INSTRUCTIONS
IN CASE OF EMERGENCY, CONTACT: JIMMY COOPER (803)600-0913 CELL (803)438-1331 OFFICE

16. GENERATOR'S CERTIFICATION: I HEREBY CERTIFY THAT THE CONTENTS OF THIS SHIPMENT ARE FULL AND ACCURATELY DESCRIBED AND ARE IN ALL RESPECTS IN PROPER CONDITION FOR TRANSPORT. THE MATERIALS DESCRIBED ON THIS MANIFEST ARE NOT SUBJECT TO FEDERAL HAZARDOUS WASTE REGULATIONS

PRINTED/TYPE NAME: James L. Cooper	SIGNATURE	DATE MONTH	DAY	YEAR
		9	26	2007

TRANSPORTER

17. TRANSPORTER 1 ACKNOWLEDGEMENT OF RECEIPT OF MATERIALS

PRINTED/TYPE NAME: David Lewis	SIGNATURE	DATE MONTH	DAY	YEAR
		9	26	2007

18. TRANSPORTER 2 ACKNOWLEDGEMENT OF RECEIPT OF MATERIALS

PRINTED/TYPE NAME	SIGNATURE	DATE MONTH	DAY	YEAR

FACILITY

19. DESCREPANCY INDICATION SPACE

20. FACILITY OWNER OR OPERATOR; CERTIFICATION OF RECEIPT OF THE WASTE MATERIALS COVERED BY THIS MINIFEST, EXCEPT AS NOTED IN ITEM 19.

PRINTED/TYPE NAME James L. Cooper	SIGNATURE	DATE MONTH	DAY	YEAR
		9	26	2007

NON-HAZARDOUS WASTE MANIFEST

NON-HAZARDOUS WASTE MANIFEST	1. GENERATOR'S US EPA ID #:	MANIFEST DOCUMENT #: 11122007-01	2. Page 1 of 1

GENERATOR

3. GENERATOR'S NAME AND MAILING ADDRESS
Cloud's Chevron
Forest Drive and Two Notch Rd.
Columbia, SC

4. GENERATOR'S PHONE (803) 438-1331

5. TRANSPORTER 1 COMPANY NAME	6. US EPA ID NUMBER	A. STATE TRANSPORTER'S ID
PALMETTO ENVIRONMENTAL GROUP, INC.		B. TRANSPORTER'S PHONE: (803) 438-1331
7. TRANSPORTER 1 COMPANY NAME	8. US EPA ID NUMBER	C. STATE TRANSPORTER'S ID
		D. TRANSPORTER'S PHONE
9. DESIGNATED FACILITY NAME AND SITE ADDRESS Palmetto Environmental Group, Inc. 2193 Hwy 1 South Elgin, SC 29045	10 US EPA ID NUMBER	E. STATE FACILITY ID
		F. FACILITY'S PHONE 803-438-1331

11. WASTE DESCRIPTION	12. CONSTAINERS NO.	12. CONSTAINERS TYPE	13. TOTAL QUANTITY	14. UNIT WT./VOL.
A. **NON-HAZARDOUS, NON-DOT REGULATED MATERIAL WASTEWATER #2298**	1	TT	200	GAL.
B.				
C.				
D.				

G. ADDITIONAL DESCRIPTIONS FOR MATERIALS LISTED ABOVE	H. HANDLING CODES FOR WASTE LISTED ABOVE

15. SPECIAL HANDLING INSTRUCTIONS
IN CASE OF EMERGENCY, CONTACT: JIMMY COOPER (803)600-0913 CELL (803)438-1331 OFFICE

16. GENERATOR'S CERTIFICATION: I HEREBY CERITFY THAT THE CONTENTS OF THIS SHIPMENT ARE FULL AND ACCURATELY DESCRIBED AND ARE IN ALL RESPECTS IN PROPER CONDITION FOR TRANSPORT. THE MATERIALS DESCRIBED ON THIS MANIFEST ARE NOT SUBJECT TO FEDERAL HAZARDOUS WASTE REGULATIONS

PRINTED/TYPE NAME: James L. Cooper	SIGNATURE	DATE MONTH	DAY	YEAR
		11	14	2007

TRANSPORTER

17. TRANSPORTER 1 ACKNOWLEDGEMENT OF RECEIPT OF MATERIALS

PRINTED/TYPE NAME: David Lewis	SIGNATURE	DATE MONTH	DAY	YEAR
		11	14	2007

18. TRANSPORTER 2 ACKNOWLEDGEMENT OF RECEIPT OF MATERIALS

PRINTED/TYPE NAME	SIGNATURE	DATE MONTH	DAY	YEAR

FACILITY

19. DESCREPANCY INDICATION SPACE

20. FACILITY OWNER OR OPERATOR; CERTIFICATION OF RECEIPT OF THE WASTE MATERIALS COVERED BY THIS MINIFEST, EXCEPT AS NOTED IN ITEM 19.

PRINTED/TYPE NAME James L. Cooper	SIGNATURE	DATE MONTH	DAY	YEAR
		11	14	2007

NON-HAZARDOUS WASTE MANIFEST

NON-HAZARDOUS WASTE MANIFEST	1. GENERATOR'S US EPA ID #:	MANIFEST DOCUMENT #:12032007-01	2. Page 1 of 1

GENERATOR

3. GENERATOR'S NAME AND MAILING ADDRESS
Cloud's Chevron
Forest Drive and Two Notch Rd.
Columbia, SC

4. GENERATOR'S PHONE (803) 438-1331

5. TRANSPORTER 1 COMPANY NAME	6. US EPA ID NUMBER	A. STATE TRANSPORTER'S ID
PALMETTO ENVIRONMENTAL GROUP, INC.		B. TRANSPORTER'S PHONE: (803) 438-1331
7. TRANSPORTER 1 COMPANY NAME	8. US EPA ID NUMBER	C. STATE TRANSPORTER'S ID
		D. TRANSPORTER'S PHONE
9. DESIGNATED FACILITY NAME AND SITE ADDRESS Palmetto Environmental Group, Inc. 2193 Hwy 1 South Elgin, SC 29045	10 US EPA ID NUMBER	E. STATE FACILITY ID
		F. FACILITY'S PHONE 803-438-1331

11. WASTE DESCRIPTION	12. CONSTAINERS NO.	12. CONSTAINERS TYPE	13. TOTAL QUANTITY	14. UNIT WT./VOL.
A. **NON-HAZARDOUS, NON-DOT REGULATED MATERIAL WASTEWATER #2298**	1	TT	300	GAL.
B.				
C.				
D.				

G. ADDITIONAL DESCRIPTIONS FOR MATERIALS LISTED ABOVE	H. HANDLING CODES FOR WASTE LISTED ABOVE

15. SPECIAL HANDLING INSTRUCTIONS
IN CASE OF EMERGENCY, CONTACT: JIMMY COOPER (803)600-0913 CELL (803)438-1331 OFFICE

16. GENERATOR'S CERTIFICATION: I HEREBY CERITFY THAT THE CONTENTS OF THIS SHIPMENT ARE FULL AND ACCURATELY DESCRIBED AND ARE IN ALL RESPECTS IN PROPER CONDITION FOR TRANSPORT. THE MATERIALS DESCRIBED ON THIS MANIFEST ARE NOT SUBJECT TO FEDERAL HAZARDOUS WASTE REGULATIONS

PRINTED/TYPE NAME: James L. Cooper	SIGNATURE	DATE MONTH	DAY	YEAR
		12	3	2007

TRANSPORTER

17. TRANSPORTER 1 ACKNOWLEDGEMENT OF RECEIPT OF MATERIALS

PRINTED/TYPE NAME: CHARLOS MITCHELL	SIGNATURE	DATE MONTH	DAY	YEAR
		12	3	2007

18. TRANSPORTER 2 ACKNOWLEDGEMENT OF RECEIPT OF MATERIALS

PRINTED/TYPE NAME	SIGNATURE	DATE MONTH	DAY	YEAR

FACILITY

19. DESCREPANCY INDICATION SPACE

20. FACILITY OWNER OR OPERATOR; CERTIFICATION OF RECEIPT OF THE WASTE MATERIALS COVERED BY THIS MINIFEST, EXCEPT AS NOTED IN ITEM 19.

PRINTED/TYPE NAME James L. Cooper	SIGNATURE	DATE MONTH	DAY	YEAR
		12	3	2007

NON-HAZARDOUS WASTE MANIFEST

NON-HAZARDOUS WASTE MANIFEST	1. GENERATOR'S US EPA ID #:	MANIFEST DOCUMENT #:12152007-01	2. Page 1 of 1

GENERATOR

3. GENERATOR'S NAME AND MAILING ADDRESS
Cloud's Chevron
Forest Drive and Two Notch Rd.
Columbia, SC

4. GENERATOR'S PHONE (803) 438-1331

5. TRANSPORTER 1 COMPANY NAME	6. US EPA ID NUMBER	A. STATE TRANSPORTER'S ID
PALMETTO ENVIRONMENTAL GROUP, INC.		B. TRANSPORTER'S PHONE: (803) 438-1331
7. TRANSPORTER 1 COMPANY NAME	8. US EPA ID NUMBER	C. STATE TRANSPORTER'S ID
		D. TRANSPORTER'S PHONE
9. DESIGNATED FACILITY NAME AND SITE ADDRESS Palmetto Environmental Group, Inc. 2193 Hwy 1 South Elgin, SC 29045	10 US EPA ID NUMBER	E. STATE FACILITY ID
		F. FACILITY'S PHONE 803-438-1331

11. WASTE DESCRIPTION	12. CONSTAINERS NO.	12. CONSTAINERS TYPE	13. TOTAL QUANTITY	14. UNIT WT./VOL.
A. **NON-HAZARDOUS, NON-DOT REGULATED MATERIAL WASTEWATER #2298**	1	TT	300	GAL.
B.				
C.				
D.				

G. ADDITIONAL DESCRIPTIONS FOR MATERIALS LISTED ABOVE

H. HANDLING CODES FOR WASTE LISTED ABOVE

15. SPECIAL HANDLING INSTRUCTIONS
IN CASE OF EMERGENCY, CONTACT: JIMMY COOPER (803)600-0913 CELL (803)438-1331 OFFICE

16. GENERATOR'S CERTIFICATION: I HEREBY CERTIFY THAT THE CONTENTS OF THIS SHIPMENT ARE FULL AND ACCURATELY DESCRIBED AND ARE IN ALL RESPECTS IN PROPER CONDITION FOR TRANSPORT. THE MATERIALS DESCRIBED ON THIS MANIFEST ARE NOT SUBJECT TO FEDERAL HAZARDOUS WASTE REGULATIONS

PRINTED/TYPE NAME: James L. Cooper	SIGNATURE	DATE MONTH	DAY	YEAR
		12	15	2007

TRANSPORTER

17. TRANSPORTER 1 ACKNOWLEDGEMENT OF RECEIPT OF MATERIALS

PRINTED/TYPE NAME: CHARLES MITCHELL	SIGNATURE	DATE MONTH	DAY	YEAR
		12	18	2007

18. TRANSPORTER 2 ACKNOWLEDGEMENT OF RECEIPT OF MATERIALS

PRINTED/TYPE NAME	SIGNATURE	DATE MONTH	DAY	YEAR

FACILITY

19. DESCREPANCY INDICATION SPACE

20. FACILITY OWNER OR OPERATOR; CERTIFICATION OF RECEIPT OF THE WASTE MATERIALS COVERED BY THIS MINIFEST, EXCEPT AS NOTED IN ITEM 19.

PRINTED/TYPE NAME James L. Cooper	SIGNATURE	DATE MONTH	DAY	YEAR
		12	15	2007

NON-HAZARDOUS WASTE MANIFEST

NON-HAZARDOUS WASTE MANIFEST	1. GENERATOR'S US EPA ID #:	MANIFEST DOCUMENT #:02022008-02	2. Page 1 of 1

GENERATOR

3. GENERATOR'S NAME AND MAILING ADDRESS
Cloud's Chevron
Forest Drive and Two Notch Rd.
Columbia, SC

4. GENERATOR'S PHONE (803) 438-1331

5. TRANSPORTER 1 COMPANY NAME	6. US EPA ID NUMBER	A. STATE TRANSPORTER'S ID
PALMETTO ENVIRONMENTAL GROUP, INC.		B. TRANSPORTER'S PHONE: (803) 438-1331
7. TRANSPORTER 1 COMPANY NAME	8. US EPA ID NUMBER	C. STATE TRANSPORTER'S ID
		D. TRANSPORTER'S PHONE
9. DESIGNATED FACILITY NAME AND SITE ADDRESS Palmetto Environmental Group, Inc. 2193 Hwy 1 South Elgin, SC 29045	10 US EPA ID NUMBER	E. STATE FACILITY ID
		F. FACILITY'S PHONE 803-438-1331

11. WASTE DESCRIPTION	12. CONSTAINERS NO.	12. CONSTAINERS TYPE	13. TOTAL QUANTITY	14. UNIT WT./VOL.
A. **NON-HAZARDOUS, NON-DOT REGULATED MATERIAL WASTEWATER #2298**	1	TT	450	GAL.
B.				
C.				
D.				

G. ADDITIONAL DESCRIPTIONS FOR MATERIALS LISTED ABOVE	H. HANDLING CODES FOR WASTE LISTED ABOVE

15. SPECIAL HANDLING INSTRUCTIONS
IN CASE OF EMERGENCY, CONTACT: JIMMY COOPER (803)600-0913 CELL (803)438-1331 OFFICE

16. GENERATOR'S CERTIFICATION: I HEREBY CERITFY THAT THE CONTENTS OF THIS SHIPMENT ARE FULL AND ACCURATELY DESCRIBED AND ARE IN ALL RESPECTS IN PROPER CONDITION FOR TRANSPORT. THE MATERIALS DESCRIBED ON THIS MANIFEST ARE NOT SUBJECT TO FEDERAL HAZARDOUS WASTE REGULATIONS

PRINTED/TYPE NAME: James L. Cooper	SIGNATURE	DATE MONTH	DAY	YEAR
		2	2	2008

TRANSPORTER

17. TRANSPORTER 1 ACKNOWLEDGEMENT OF RECEIPT OF MATERIALS

PRINTED/TYPE NAME: Charles Mitchell	SIGNATURE	DATE MONTH	DAY	YEAR
		2	2	2008

18. TRANSPORTER 2 ACKNOWLEDGEMENT OF RECEIPT OF MATERIALS

PRINTED/TYPE NAME	SIGNATURE	DATE MONTH	DAY	YEAR

FACILITY

19. DESCREPANCY INDICATION SPACE

20. FACILITY OWNER OR OPERATOR; CERTIFICATION OF RECEIPT OF THE WASTE MATERIALS COVERED BY THIS MINIFEST, EXCEPT AS NOTED IN ITEM 19.

PRINTED/TYPE NAME James L. Cooper	SIGNATURE	DATE MONTH	DAY	YEAR
		2	2	2008

NON-HAZARDOUS WASTE MANIFEST

NON-HAZARDOUS WASTE MANIFEST	1. GENERATOR'S US EPA ID #:	MANIFEST DOCUMENT #:02192008-02	2. Page 1 of 1

GENERATOR

3. GENERATOR'S NAME AND MAILING ADDRESS
Cloud's Chevron
Forest Drive and Two Notch Rd.
Columbia, SC

4. GENERATOR'S PHONE (803) 438-1331

5. TRANSPORTER 1 COMPANY NAME	6. US EPA ID NUMBER	A. STATE TRANSPORTER'S ID
PALMETTO ENVIRONMENTAL GROUP, INC.		B. TRANSPORTER'S PHONE: (803) 438-1331
7. TRANSPORTER 1 COMPANY NAME	8. US EPA ID NUMBER	C. STATE TRANSPORTER'S ID
		D. TRANSPORTER'S PHONE
9. DESIGNATED FACILITY NAME AND SITE ADDRESS Palmetto Environmental Group, Inc. 2193 Hwy 1 South Elgin, SC 29045	10 US EPA ID NUMBER	E. STATE FACILITY ID
		F. FACILITY'S PHONE 803-438-1331

11. WASTE DESCRIPTION	12. CONSTAINERS NO.	12. CONSTAINERS TYPE	13. TOTAL QUANTITY	14. UNIT WT./VOL.
A. **NON-HAZARDOUS, NON-DOT REGULATED MATERIAL WASTEWATER #2298**	1	TT	275	GAL.
B.				
C.				
D.				

G. ADDITIONAL DESCRIPTIONS FOR MATERIALS LISTED ABOVE	H. HANDLING CODES FOR WASTE LISTED ABOVE

15. SPECIAL HANDLING INSTRUCTIONS
IN CASE OF EMERGENCY, CONTACT: JIMMY COOPER (803)600-0913 CELL (803)438-1331 OFFICE

16. GENERATOR'S CERTIFICATION: I HEREBY CERITFY THAT THE CONTENTS OF THIS SHIPMENT ARE FULL AND ACCURATELY DESCRIBED AND ARE IN ALL RESPECTS IN PROPER CONDITION FOR TRANSPORT. THE MATERIALS DESCRIBED ON THIS MANIFEST ARE NOT SUBJECT TO FEDERAL HAZARDOUS WASTE REGULATIONS

PRINTED/TYPE NAME: James L. Cooper	SIGNATURE	DATE MONTH	DAY	YEAR
		2	19	2008

TRANSPORTER

17. TRANSPORTER 1 ACKNOWLEDGEMENT OF RECEIPT OF MATERIALS

PRINTED/TYPE NAME: Charles Mitchell	SIGNATURE	DATE MONTH	DAY	YEAR
		2	19	2008

18. TRANSPORTER 2 ACKNOWLEDGEMENT OF RECEIPT OF MATERIALS

PRINTED/TYPE NAME	SIGNATURE	DATE MONTH	DAY	YEAR

FACILITY

19. DESCREPANCY INDICATION SPACE

20. FACILITY OWNER OR OPERATOR; CERTIFICATION OF RECEIPT OF THE WASTE MATERIALS COVERED BY THIS MINIFEST, EXCEPT AS NOTED IN ITEM 19.

PRINTED/TYPE NAME James L. Cooper	SIGNATURE	DATE MONTH	DAY	YEAR
		2	19	2008

NON-HAZARDOUS WASTE MANIFEST

NON-HAZARDOUS WASTE MANIFEST	1. GENERATOR'S US EPA ID #:	MANIFEST DOCUMENT #:02212008-01	2. Page 1 of 1

GENERATOR

3. GENERATOR'S NAME AND MAILING ADDRESS
Cloud's Chevron
Forest Drive and Two Notch Rd.
Columbia, SC

4. GENERATOR'S PHONE (803) 438-1331

5. TRANSPORTER 1 COMPANY NAME	6. US EPA ID NUMBER	A. STATE TRANSPORTER'S ID
PALMETTO ENVIRONMENTAL GROUP, INC.		B. TRANSPORTER'S PHONE: (803) 438-1331
7. TRANSPORTER 1 COMPANY NAME	8. US EPA ID NUMBER	C. STATE TRANSPORTER'S ID
		D. TRANSPORTER'S PHONE
9. DESIGNATED FACILITY NAME AND SITE ADDRESS Palmetto Environmental Group, Inc. 2193 Hwy 1 South Elgin, SC 29045	10 US EPA ID NUMBER	E. STATE FACILITY ID
		F. FACILITY'S PHONE 803-438-1331

11. WASTE DESCRIPTION	12. CONSTAINERS NO.	12. CONSTAINERS TYPE	13. TOTAL QUANTITY	14. UNIT WT./VOL.
A. **NON-HAZARDOUS, NON-DOT REGULATED MATERIAL WASTEWATER #2298**	1	TT	425	GAL.
B.				
C.				
D.				

G. ADDITIONAL DESCRIPTIONS FOR MATERIALS LISTED ABOVE	H. HANDLING CODES FOR WASTE LISTED ABOVE

15. SPECIAL HANDLING INSTRUCTIONS
IN CASE OF EMERGENCY, CONTACT: JIMMY COOPER (803)600-0913 CELL (803)438-1331 OFFICE

16. GENERATOR'S CERTIFICATION: I HEREBY CERTIFY THAT THE CONTENTS OF THIS SHIPMENT ARE FULL AND ACCURATELY DESCRIBED AND ARE IN ALL RESPECTS IN PROPER CONDITION FOR TRANSPORT. THE MATERIALS DESCRIBED ON THIS MANIFEST ARE NOT SUBJECT TO FEDERAL HAZARDOUS WASTE REGULATIONS

PRINTED/TYPE NAME: James L. Cooper	SIGNATURE	DATE MONTH	DAY	YEAR
		2	21	2008

TRANSPORTER

17. TRANSPORTER 1 ACKNOWLEDGEMENT OF RECEIPT OF MATERIALS

PRINTED/TYPE NAME: Charles N. Fickett	SIGNATURE	DATE MONTH	DAY	YEAR
		2	21	2008

18. TRANSPORTER 2 ACKNOWLEDGEMENT OF RECEIPT OF MATERIALS

PRINTED/TYPE NAME	SIGNATURE	DATE MONTH	DAY	YEAR

FACILITY

19. DESCREPANCY INDICATION SPACE

20. FACILITY OWNER OR OPERATOR; CERTIFICATION OF RECEIPT OF THE WASTE MATERIALS COVERED BY THIS MINIFEST, EXCEPT AS NOTED IN ITEM 19.

PRINTED/TYPE NAME James L. Cooper	SIGNATURE	DATE MONTH	DAY	YEAR
		2	21	2008

NON-HAZARDOUS WASTE MANIFEST

NON-HAZARDOUS WASTE MANIFEST	1. GENERATOR'S US EPA ID #:	MANIFEST DOCUMENT #:02292008-01	2. Page 1 of 1

GENERATOR

3. GENERATOR'S NAME AND MAILING ADDRESS
Cloud's Chevron
Forest Drive and Two Notch Rd.
Columbia, SC

4. GENERATOR'S PHONE (803) 438-1331

5. TRANSPORTER 1 COMPANY NAME	6. US EPA ID NUMBER	A. STATE TRANSPORTER'S ID
PALMETTO ENVIRONMENTAL GROUP, INC.		B. TRANSPORTER'S PHONE: (803) 438-1331
7. TRANSPORTER 1 COMPANY NAME	8. US EPA ID NUMBER	C. STATE TRANSPORTER'S ID
		D. TRANSPORTER'S PHONE
9. DESIGNATED FACILITY NAME AND SITE ADDRESS Palmetto Environmental Group, Inc. 2193 Hwy 1 South Elgin, SC 29045	10 US EPA ID NUMBER	E. STATE FACILITY ID F. FACILITY'S PHONE 803-438-1331

11. WASTE DESCRIPTION	12. CONSTAINERS NO.	12. CONSTAINERS TYPE	13. TOTAL QUANTITY	14. UNIT WT./VOL.
A. **NON-HAZARDOUS, NON-DOT REGULATED MATERIAL WASTEWATER #2298**	1	TT	330	GAL.
B.				
C.				
D.				

G. ADDITIONAL DESCRIPTIONS FOR MATERIALS LISTED ABOVE	H. HANDLING CODES FOR WASTE LISTED ABOVE

15. SPECIAL HANDLING INSTRUCTIONS
IN CASE OF EMERGENCY, CONTACT: JIMMY COOPER (803)600-0913 CELL (803)438-1331 OFFICE

16. GENERATOR'S CERTIFICATION: I HEREBY CERITFY THAT THE CONTENTS OF THIS SHIPMENT ARE FULL AND ACCURATELY DESCRIBED AND ARE IN ALL RESPECTS IN PROPER CONDITION FOR TRANSPORT. THE MATERIALS DESCRIBED ON THIS MANIFEST ARE NOT SUBJECT TO FEDERAL HAZARDOUS WASTE REGULATIONS

PRINTED/TYPE NAME: James L. Cooper	SIGNATURE	DATE MONTH	DAY	YEAR
		2	29	2008

TRANSPORTER

17. TRANSPORTER 1 ACKNOWLEDGEMENT OF RECEIPT OF MATERIALS

PRINTED/TYPE NAME: Charles Mitchell	SIGNATURE	DATE MONTH	DAY	YEAR
		2	29	2008

18. TRANSPORTER 2 ACKNOWLEDGEMENT OF RECEIPT OF MATERIALS

PRINTED/TYPE NAME	SIGNATURE	DATE MONTH	DAY	YEAR

FACILITY

19. DESCREPANCY INDICATION SPACE

20. FACILITY OWNER OR OPERATOR; CERTIFICATION OF RECEIPT OF THE WASTE MATERIALS COVERED BY THIS MINIFEST, EXCEPT AS NOTED IN ITEM 19.

PRINTED/TYPE NAME James L. Cooper	SIGNATURE	DATE MONTH	DAY	YEAR
		2	29	2008

NON-HAZARDOUS WASTE MANIFEST

NON-HAZARDOUS WASTE MANIFEST	1. GENERATOR'S US EPA ID #:	MANIFEST DOCUMENT #:03032008-01	2. Page 1 of 1

GENERATOR

3. GENERATOR'S NAME AND MAILING ADDRESS
Cloud's Chevron
Forest Drive and Two Notch Rd.
Columbia, SC

4. GENERATOR'S PHONE (803) 438-1331

5. TRANSPORTER 1 COMPANY NAME	6. US EPA ID NUMBER	A. STATE TRANSPORTER'S ID
PALMETTO ENVIRONMENTAL GROUP, INC.		B. TRANSPORTER'S PHONE: (803) 438-1331
7. TRANSPORTER 1 COMPANY NAME	8. US EPA ID NUMBER	C. STATE TRANSPORTER'S ID
		D. TRANSPORTER'S PHONE
9. DESIGNATED FACILITY NAME AND SITE ADDRESS Palmetto Environmental Group, Inc. 2193 Hwy 1 South Elgin, SC 29045	10 US EPA ID NUMBER	E. STATE FACILITY ID
		F. FACILITY'S PHONE 803-438-1331

11. WASTE DESCRIPTION	12. CONSTAINERS NO.	12. CONSTAINERS TYPE	13. TOTAL QUANTITY	14. UNIT WT./VOL.
A. **NON-HAZARDOUS, NON-DOT REGULATED MATERIAL WASTEWATER #2298**	1	TT	25.0	GAL.
B.				
C.				
D.				

G. ADDITIONAL DESCRIPTIONS FOR MATERIALS LISTED ABOVE	H. HANDLING CODES FOR WASTE LISTED ABOVE

15. SPECIAL HANDLING INSTRUCTIONS
IN CASE OF EMERGENCY, CONTACT: JIMMY COOPER (803)600-0913 CELL (803)438-1331 OFFICE

16. GENERATOR'S CERTIFICATION: I HEREBY CERTIFY THAT THE CONTENTS OF THIS SHIPMENT ARE FULL AND ACCURATELY DESCRIBED AND ARE IN ALL RESPECTS IN PROPER CONDITION FOR TRANSPORT. THE MATERIALS DESCRIBED ON THIS MANIFEST ARE NOT SUBJECT TO FEDERAL HAZARDOUS WASTE REGULATIONS

PRINTED/TYPE NAME: James L. Cooper	SIGNATURE	DATE MONTH	DAY	YEAR
		3	3	2008

TRANSPORTER

17. TRANSPORTER 1 ACKNOWLEDGEMENT OF RECEIPT OF MATERIALS

PRINTED/TYPE NAME:	SIGNATURE	DATE MONTH	DAY	YEAR
		3	3	2008

18. TRANSPORTER 2 ACKNOWLEDGEMENT OF RECEIPT OF MATERIALS

PRINTED/TYPE NAME	SIGNATURE	DATE MONTH	DAY	YEAR

FACILITY

19. DESCREPANCY INDICATION SPACE

20. FACILITY OWNER OR OPERATOR; CERTIFICATION OF RECEIPT OF THE WASTE MATERIALS COVERED BY THIS MINIFEST, EXCEPT AS NOTED IN ITEM 19.

PRINTED/TYPE NAME James L. Cooper	SIGNATURE	DATE MONTH	DAY	YEAR
		3	3	2008

NON-HAZARDOUS WASTE MANIFEST	1. GENERATOR'S US EPA ID #:	MANIFEST DOCUMENT #: 12112007-01	2. Page 1 of 1

3. GENERATOR'S NAME AND MAILING ADDRESS
Palmetto Environmental Group, Inc.
P. O. Box 427
Elgin, SC 29045

4. GENERATOR'S PHONE (803) 438-1331

5. TRANSPORTER 1 COMPANY NAME	6. US EPA ID NUMBER	A. STATE TRANSPORTER'S ID
PALMETTO ENVIRONMENTAL GROUP, INC.		B. TRANSPORTER'S PHONE: (803) 438-1331
7. TRANSPORTER 1 COMPANY NAME	8. US EPA ID NUMBER	C. STATE TRANSPORTER'S ID
		D. TRANSPORTER'S PHONE
9. DESIGNATED FACILITY NAME AND SITE ADDRESS EQ OF AUGUSTA 3920 GOSHEN INDUSTRIAL BLVD. AUGUSTA, GA 30906	10 US EPA ID NUMBER GAR000011817	E. STATE FACILITY ID
		F. FACILITY'S PHONE 706-771-9100

11. WASTE DESCRIPTION	12. CONSTAINERS NO.	12. CONSTAINERS TYPE	13. TOTAL QUANTITY	14. UNIT WT./VOL.
A. NON-HAZARDOUS, NON-DOT REGULATED MATERIAL WASTEWATER #2298	1	TT	5000	GAL.
B.				
C.				
D.				

G. ADDITIONAL DESCRIPTIONS FOR MATERIALS LISTED ABOVE	H. HANDLING CODES FOR WASTE LISTED ABOVE

15. SPECIAL HANDLING INSTRUCTIONS
IN CASE OF EMERGENCY, CONTACT: JIMMY COOPER (803)600-0913 CELL (803)438-1331 OFFICE

16. GENERATOR'S CERTIFICATION: I HEREBY CERTIFY THAT THE CONTENTS OF THIS SHIPMENT ARE FULL AND ACCURATELY DESCRIBED AND ARE IN ALL RESPECTS IN PROPER CONDITION FOR TRANSPORT. THE MATERIALS DESCRIBED ON THIS MANIFEST ARE NOT SUBJECT TO FEDERAL HAZARDOUS WASTE REGULATIONS.

PRINTED/TYPE NAME: James L. Cooper	SIGNATURE	DATE MONTH	DAY	YEAR
		12	11	2007

17. TRANSPORTER 1 ACKNOWLEDGEMENT OF RECEIPT OF MATERIALS				
PRINTED/TYPE NAME : David Lewis	SIGNATURE	DATE MONTH	DAY	YEAR
		12	11	2007

18. TRANSPORTER 2 ACKNOWLEDGEMENT OF RECEIPT OF MATERIALS				
PRINTED/TYPE NAME	SIGNATURE	DATE MONTH	DAY	YEAR

19. DESCREPANCY INDICATION SPACE
42 Skids

20. FACILITY OWNER OR OPERATOR: CERTIFICATION OF RECEIPT OF THE WASTE MATERIALS COVERED BY THIS MINIFEST, EXCEPT AS NOTED IN ITEM 19.

PRINTED/TYPE NAME	SIGNATURE	DATE MONTH	DAY	YEAR
Carroll		12	11	07

1695337

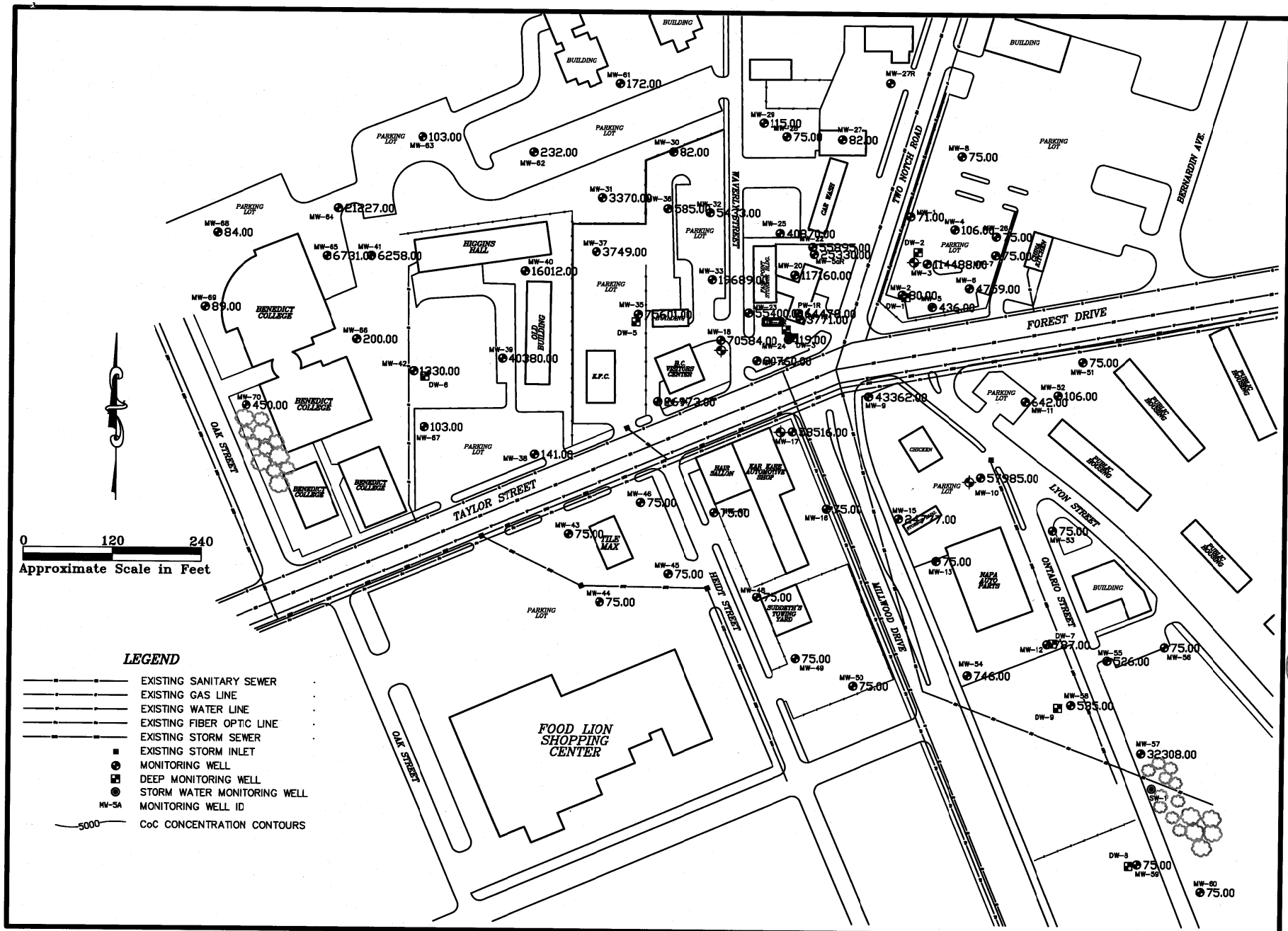

DESIGNED BY:	CLIENT: SOUTH CAROLINA DEPT. OF HEALTH & ENVIRONMENTAL CONTROL	JOB NO.: 318	
DRAWN BY: JLC	TITLE: TOTAL CoC CONCENTRATIONS CLOUDS CHEVRON	FILE NAME: CLOUD'S	
CHECKED BY: DLC	SCDHEC UST PERMIT #07584 & #07777/12352 COLUMBIA, S.C.	SCALE: 1"=120'	
DATE ISSUED: 3/3/2008		SHEET NO.: 1 OF 3	

PALMETTO ENVIRONMENTAL GROUP INC.
2193 Hwy 1 South
Elgin, SC 29045
ph: 803-438-1331
FAX: 803-438-1331

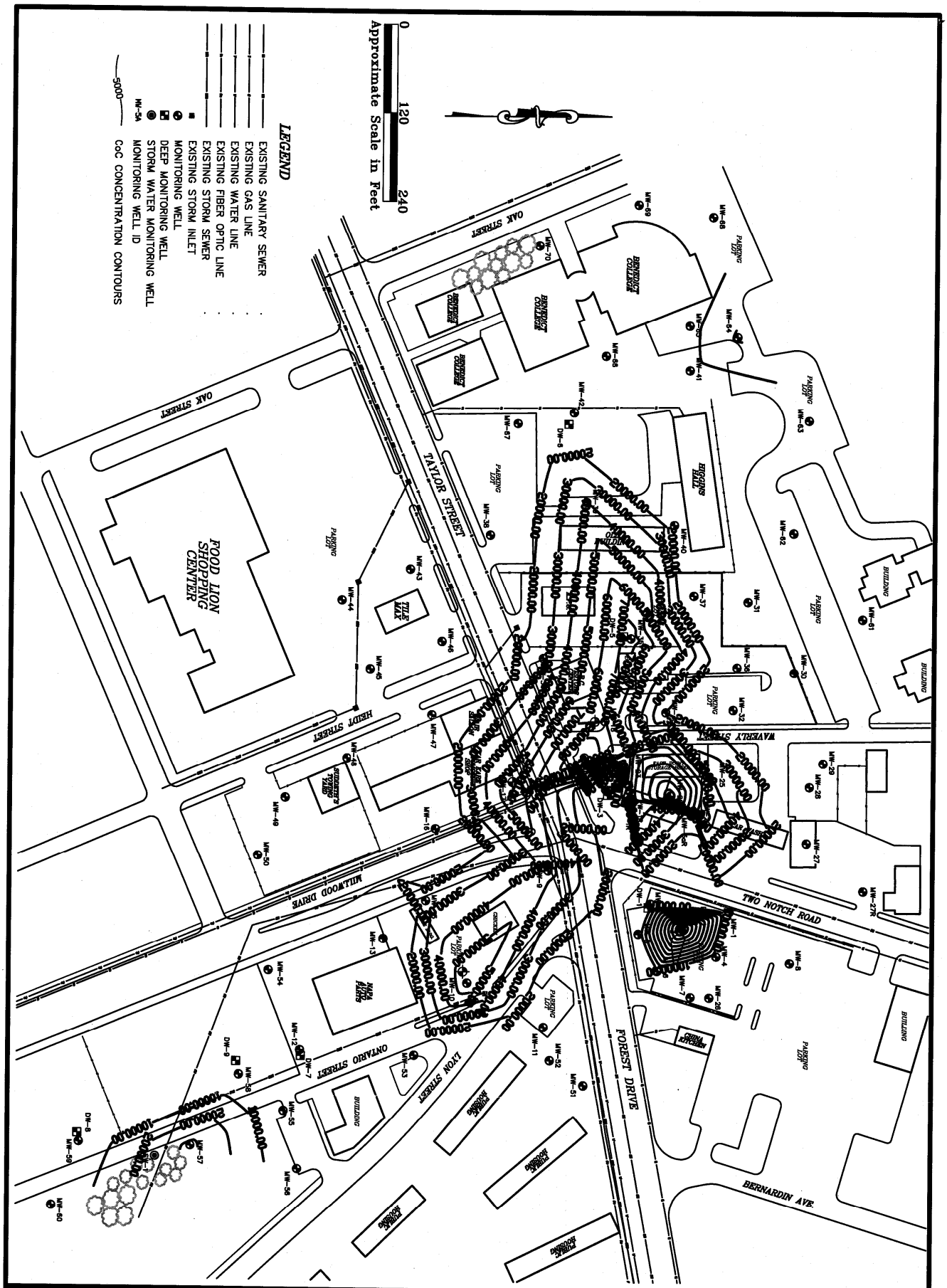

PALMETTO ENVIRONMENTAL GROUP INC.

2193 Hwy 1 South
Elgin, SC 29045

ph: 803-438-1331
FAX: 803-438-1331

DESIGNED BY:	CLIENT: SOUTH CAROLINA DEPT. OF HEALTH & ENVIRONMENTAL CONTROL	JOB NO.: 318
DRAWN BY: JLC	TITLE: TOTAL CoC CONTOURS CLOUDS CHEVRON SCDHEC UST PERMIT #07584 & #07777/12352 COLUMBIA, S.C.	FILE NAME: CLOUD'S
CHECKED BY: DLC		SCALE: 1"=120'
DATE ISSUED: 3/3/2008		SHEET NO.: 2 OF 3

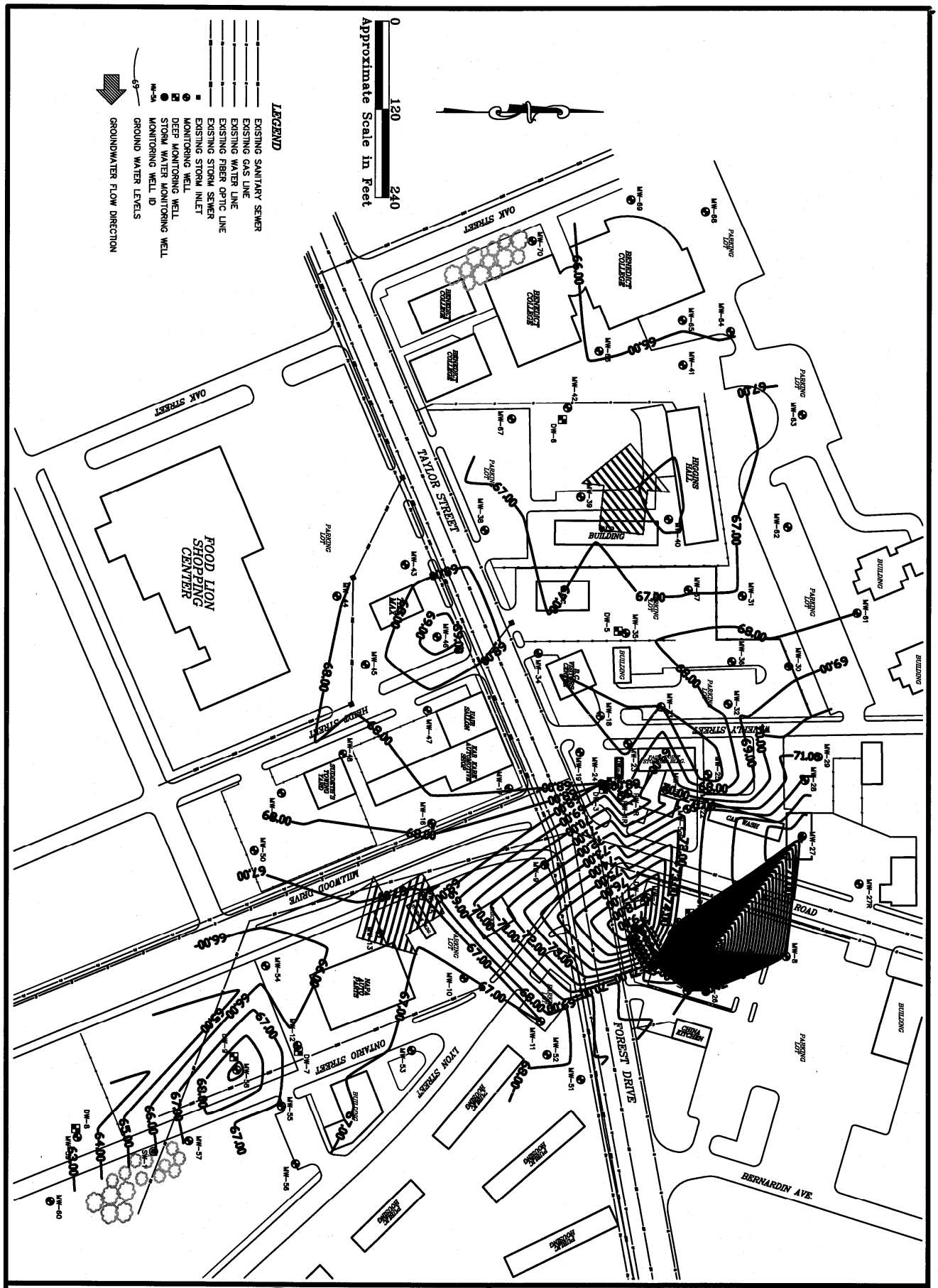

PALMETTO ENVIRONMENTAL GROUP INC.

2193 Hwy 1 South
Elgin, SC 29045

ph: 803-438-1331
FAX: 803-438-1331

DESIGNED BY:	CLIENT: SOUTH CAROLINA DEPT. OF HEALTH & ENVIRONMENTAL CONTROL	JOB NO.: 318
DRAWN BY: JLC	TITLE: POTENTIOMETRIC SURFACE	FILE NAME: CLOUD'S
CHECKED BY: DLC	CLOUDS CHEVRON	SCALE: 1"=120'
DATE ISSUED: 3/3/2008	SCDHEC UST PERMIT #07584 & #07777/12352 COLUMBIA, S.C.	SHEET NO.: 3 OF 3

D H E C

PROMOTE PROTECT PROSPER

C. Earl Hunter, Commissioner

Promoting and protecting the health of the public and the environment.

GILBERT WALKER
COLUMBIA HOUSING AUTHORITY
PO BOX 4307
COLUMBIA SC29204

JUN 20 2008

Re: **CASE Report Review**
UST Permit # 07584, University Mart, 2367 Taylor St., Columbia, SC
Release 1 reported January 30, 1991; Release 2 Reported April 17, 1998
UST Permit # 07777, Clouds Chevron, 1600 Two Notch Rd., Columbia, SC
Release reported December 31, 1991
UST Permit # 12352, Clouds Chevron, 1600 Two Notch Rd., Columbia, SC
Release reported December 30, 1991
Corrective Action System Evaluation Report Received June 3, 2008
Richland County

Dear Mr. Walker:

As you may be aware, petroleum products have been identified in the soil and groundwater at the referenced facilities. To prevent the release from becoming an unacceptable risk, Palmetto Environmental Group, Inc. (PEG) has been retained to initiate corrective action of the impacted soil and groundwater using vacuum extraction, air sparging and soil vapor extraction, and chemical oxidation followed by natural attenuation. PEG is required to send you copies of the quarterly Corrective Action System Evaluation (CASE) Reports. Please contact me if you have not received the CASE report.

If you have any questions, please contact me by phone at (803) 896-6676, by fax at (803) 896-6245, or by email at blockse@dhec.sc.gov.

Sincerely,

Susan Block, P.G., Hydrogeologist
Northeastern SC Corrective Action Section
Assessment & Corrective Action Division
Underground Storage Tank Program
Bureau of Land and Waste Management

cc: Technical File

UST DOCKET

D H E C

PROMOTE PROTECT PROSPER

C. Earl Hunter, Commissioner

Promoting and protecting the health of the public and the environment.

CHANG MOON SUENG
2358 TAYLOR ST
COLUMBIA SC 29204

JUN 20 2008

Re: **CASE Report Review**
UST Permit # 07584, University Mart, 2367 Taylor St., Columbia, SC
Release 1 reported January 30, 1991; Release 2 Reported April 17, 1998
UST Permit # 07777, Clouds Chevron, 1600 Two Notch Rd., Columbia, SC
Release reported December 31, 1991
UST Permit # 12352, Clouds Chevron, 1600 Two Notch Rd., Columbia, SC
Release reported December 30, 1991
Corrective Action System Evaluation Report Received June 3, 2008
Richland County

Dear Mr. Sueng:

As you may be aware, petroleum products have been identified in the soil and groundwater at the referenced facilities. To prevent the release from becoming an unacceptable risk, Palmetto Environmental Group, Inc. (PEG) has been retained to initiate corrective action of the impacted soil and groundwater using vacuum extraction, air sparging and soil vapor extraction, and chemical oxidation followed by natural attenuation. PEG is required to send you copies of the quarterly Corrective Action System Evaluation (CASE) Reports. Please contact me if you have not received the CASE report.

If you have any questions, please contact me by phone at (803) 896-6676, by fax at (803) 896-6245, or by email at blockse@dhec.sc.gov.

Sincerely,

Susan Block, P.G., Hydrogeologist
Northeastern SC Corrective Action Section
Assessment & Corrective Action Division
Underground Storage Tank Program
Bureau of Land and Waste Management

cc: Technical File

D H E C

PROMOTE PROTECT PROSPER

C. Earl Hunter, Commissioner

Promoting and protecting the health of the public and the environment.

MR JOE SUDDETH
302 BIDDLE RD
COLUMBIA SC 29212

JUN 20 2008

Re: **CASE Report Review**
UST Permit # 07584, University Mart, 2367 Taylor St., Columbia, SC
Release 1 reported January 30, 1991; Release 2 Reported April 17, 1998
UST Permit # 07777, Clouds Chevron, 1600 Two Notch Rd., Columbia, SC
Release reported December 31, 1991
UST Permit # 12352, Clouds Chevron, 1600 Two Notch Rd., Columbia, SC
Release reported December 30, 1991
Corrective Action System Evaluation Report Received June 3, 2008
Richland County

Dear Mr. Suddeth:

As you may be aware, petroleum products have been identified in the soil and groundwater at the referenced facilities. To prevent the release from becoming an unacceptable risk, Palmetto Environmental Group, Inc. (PEG) has been retained to initiate corrective action of the impacted soil and groundwater using vacuum extraction, air sparging and soil vapor extraction, and chemical oxidation followed by natural attenuation. PEG is required to send you copies of the quarterly Corrective Action System Evaluation (CASE) Reports. Please contact me if you have not received the CASE report.

If you have any questions, please contact me by phone at (803) 896-6676, by fax at (803) 896-6245, or by email at blockse@dhec.sc.gov.

Sincerely,

Susan Block, P.G., Hydrogeologist
Northeastern SC Corrective Action Section
Assessment & Corrective Action Division
Underground Storage Tank Program
Bureau of Land and Waste Management

cc: Technical File

D H E C
PROMOTE PROTECT PROSPER

C. Earl Hunter, Commissioner

Promoting and protecting the health of the public and the environment.

MS LINDA WARREN
1527 LYON ST
COLUMBIA SC 29204

JUN 20 2008

Re: **CASE Report Review**
UST Permit # 07584, University Mart, 2367 Taylor St., Columbia, SC
Release 1 reported January 30, 1991; Release 2 Reported April 17, 1998
UST Permit # 07777, Clouds Chevron, 1600 Two Notch Rd., Columbia, SC
Release reported December 31, 1991
UST Permit # 12352, Clouds Chevron, 1600 Two Notch Rd., Columbia, SC
Release reported December 30, 1991
Corrective Action System Evaluation Report Received June 3, 2008
Richland County

Dear Ms. Warren:

As you may be aware, petroleum products have been identified in the soil and groundwater at the referenced facilities. To prevent the release from becoming an unacceptable risk, Palmetto Environmental Group, Inc. (PEG) has been retained to initiate corrective action of the impacted soil and groundwater using vacuum extraction, air sparging and soil vapor extraction, and chemical oxidation followed by natural attenuation. PEG is required to send you copies of the quarterly Corrective Action System Evaluation (CASE) Reports. Please contact me if you have not received the CASE report.

If you have any questions, please contact me by phone at (803) 896-6676, by fax at (803) 896-6245, or by email at blockse@dhec.sc.gov.

Sincerely,

Susan Block, P.G., Hydrogeologist
Northeastern SC Corrective Action Section
Assessment & Corrective Action Division
Underground Storage Tank Program
Bureau of Land and Waste Management

cc: Technical File

D H E C

PROMOTE PROTECT PROSPER

C. Earl Hunter, Commissioner

Promoting and protecting the health of the public and the environment.

WL BOYD III
455 ALEXANDER CIR
COLUMBIA SC 29206

JUN 20 2008

Re: **CASE Report Review**
UST Permit # 07584, University Mart, 2367 Taylor St., Columbia, SC
Release 1 reported January 30, 1991; Release 2 Reported April 17, 1998
UST Permit # 07777, Clouds Chevron, 1600 Two Notch Rd., Columbia, SC
Release reported December 31, 1991
UST Permit # 12352, Clouds Chevron, 1600 Two Notch Rd., Columbia, SC
Release reported December 30, 1991
Corrective Action System Evaluation Report Received June 3, 2008
Richland County

Dear Mr. Boyd:

As you may be aware, petroleum products have been identified in the soil and groundwater at the referenced facilities. To prevent the release from becoming an unacceptable risk, Palmetto Environmental Group, Inc. (PEG) has been retained to initiate corrective action of the impacted soil and groundwater using vacuum extraction, air sparging and soil vapor extraction, and chemical oxidation followed by natural attenuation. PEG is required to send you copies of the quarterly Corrective Action System Evaluation (CASE) Reports. Please contact me if you have not received the CASE report.

If you have any questions, please contact me by phone at (803) 896-6676, by fax at (803) 896-6245, or by email at blockse@dhec.sc.gov.

Sincerely,

Susan Block, P.G., Hydrogeologist
Northeastern SC Corrective Action Section
Assessment & Corrective Action Division
Underground Storage Tank Program
Bureau of Land and Waste Management

cc: Mr. Pope D. Johnson III, McCutchen, Blanton, Johnson & Barnette LLP, PO Drawer 11209, Columbia SC 29211-1209
Technical File

D H E C

PROMOTE PROTECT PROSPER

C. Earl Hunter, Commissioner

Promoting and protecting the health of the public and the environment.

POPE DAVIS
2368 TAYLOR ST
COLUMBIA SC 29204

JUN 20 2008

Re: **CASE Report Review**
UST Permit # 07584, University Mart, 2367 Taylor St., Columbia, SC
Release 1 reported January 30, 1991; Release 2 Reported April 17, 1998
UST Permit # 07777, Clouds Chevron, 1600 Two Notch Rd., Columbia, SC
Release reported December 31, 1991
UST Permit # 12352, Clouds Chevron, 1600 Two Notch Rd., Columbia, SC
Release reported December 30, 1991
Corrective Action System Evaluation Report Received June 3, 2008
Richland County

Dear Mr. Davis:

As you may be aware, petroleum products have been identified in the soil and groundwater at the referenced facilities. To prevent the release from becoming an unacceptable risk, Palmetto Environmental Group, Inc. (PEG) has been retained to initiate corrective action of the impacted soil and groundwater using vacuum extraction, air sparging and soil vapor extraction, and chemical oxidation followed by natural attenuation. PEG is required to send you copies of the quarterly Corrective Action System Evaluation (CASE) Reports. Please contact me if you have not received the CASE report.

If you have any questions, please contact me by phone at (803) 896-6676, by fax at (803) 896-6245, or by email at blockse@dhec.sc.gov.

Sincerely,

Susan Block, P.G., Hydrogeologist
Northeastern SC Corrective Action Section
Assessment & Corrective Action Division
Underground Storage Tank Program
Bureau of Land and Waste Management

cc: Technical File

D H E C

PROMOTE PROTECT PROSPER

C. Earl Hunter, Commissioner

Promoting and protecting the health of the public and the environment.

SYLVAN FOOD SYSTEMS INC
1245 BOSTON AVE
WEST COLUMBIA SC 29170

JUN 20 2008

Re: **CASE Report Review**
UST Permit # 07584, University Mart, 2367 Taylor St., Columbia, SC
Release 1 reported January 30, 1991; Release 2 Reported April 17, 1998
UST Permit # 07777, Clouds Chevron, 1600 Two Notch Rd., Columbia, SC
Release reported December 31, 1991
UST Permit # 12352, Clouds Chevron, 1600 Two Notch Rd., Columbia, SC
Release reported December 30, 1991
Corrective Action System Evaluation Report Received June 3, 2008
Richland County

Dear Sir or Madam:

As you may be aware, petroleum products have been identified in the soil and groundwater at the referenced facilities. To prevent the release from becoming an unacceptable risk, Palmetto Environmental Group, Inc. (PEG) has been retained to initiate corrective action of the impacted soil and groundwater using vacuum extraction, air sparging and soil vapor extraction, and chemical oxidation followed by natural attenuation. PEG is required to send you copies of the quarterly Corrective Action System Evaluation (CASE) Reports. Please contact me if you have not received the CASE report.

If you have any questions, please contact me by phone at (803) 896-6676, by fax at (803) 896-6245, or by email at blockse@dhec.sc.gov.

Sincerely,

Susan Block, P.G., Hydrogeologist
Northeastern SC Corrective Action Section
Assessment & Corrective Action Division
Underground Storage Tank Program
Bureau of Land and Waste Management

cc: Kentucky Fried Chicken, 2349 Taylors St., Columbia, SC 29204
Technical File

D H E C
PROMOTE PROTECT PROSPER

C. Earl Hunter, Commissioner

Promoting and protecting the health of the public and the environment.

MS BETTE GORDON BATEMAN
C/O JESSE REESE
PO BOX 1026
COLUMBIA SC 29201

JUN 20 2008

Re: **CASE Report Review**
UST Permit # 07584, University Mart, 2367 Taylor St., Columbia, SC
Release 1 reported January 30, 1991; Release 2 Reported April 17, 1998
UST Permit # 07777, Clouds Chevron, 1600 Two Notch Rd., Columbia, SC
Release reported December 31, 1991
UST Permit # 12352, Clouds Chevron, 1600 Two Notch Rd., Columbia, SC
Release reported December 30, 1991
Corrective Action System Evaluation Report Received June 3, 2008
Richland County

Dear Ms. Bateman:

As you may be aware, petroleum products have been identified in the soil and groundwater at the referenced facilities. To prevent the release from becoming an unacceptable risk, Palmetto Environmental Group, Inc. (PEG) has been retained to initiate corrective action of the impacted soil and groundwater using vacuum extraction, air sparging and soil vapor extraction, and chemical oxidation followed by natural attenuation. PEG is required to send you copies of the quarterly Corrective Action System Evaluation (CASE) Reports. Please contact me if you have not received the CASE report.

If you have any questions, please contact me by phone at (803) 896-6676, by fax at (803) 896-6245, or by email at blockse@dhec.sc.gov.

Sincerely,

Susan Block, P.G., Hydrogeologist
Northeastern SC Corrective Action Section
Assessment & Corrective Action Division
Underground Storage Tank Program
Bureau of Land and Waste Management

cc: Technical File

D H E C

PROMOTE PROTECT PROSPER

C. Earl Hunter, Commissioner

Promoting and protecting the health of the public and the environment.

MR MAHESH PATEL
FAST POINT FOOD STORES
2811 REIDVILLE RD STE 11
SPARTANBURG SC 29301-3227

JUN 20 2008

Re: **CASE Report Review**
UST Permit # 07584, University Mart, 2367 Taylor St., Columbia, SC
Release 1 reported January 30, 1991; Release 2 Reported April 17, 1998
UST Permit # 07777, Clouds Chevron, 1600 Two Notch Rd., Columbia, SC
Release reported December 31, 1991
UST Permit # 12352, Clouds Chevron, 1600 Two Notch Rd., Columbia, SC
Release reported December 30, 1991
Corrective Action System Evaluation Report Received June 3, 2008
Richland County

Dear Mr. Patel:

As you may be aware, petroleum products have been identified in the soil and groundwater at the referenced facilities. To prevent the release from becoming an unacceptable risk, Palmetto Environmental Group, Inc. (PEG) has been retained to initiate corrective action of the impacted soil and groundwater using vacuum extraction, air sparging and soil vapor extraction, and chemical oxidation followed by natural attenuation. PEG is required to send you copies of the quarterly Corrective Action System Evaluation (CASE) Reports. Please contact me if you have not received the CASE report.

If you have any questions, please contact me by phone at (803) 896-6676, by fax at (803) 896-6245, or by email at blockse@dhec.sc.gov.

Sincerely,

Susan Block, P.G., Hydrogeologist
Northeastern SC Corrective Action Section
Assessment & Corrective Action Division
Underground Storage Tank Program
Bureau of Land and Waste Management

cc: Technical File

D H E C

PROMOTE PROTECT PROSPER

C. Earl Hunter, Commissioner

Promoting and protecting the health of the public and the environment.

DR DAVID H SWINTON
BENEDICT COLLEGE
1600 HARDEN STREET
COLUMBIA SC 29204

JUN 20 2008

Re: **CASE Report Review**
UST Permit # 07584, University Mart, 2367 Taylor St., Columbia, SC
Release 1 reported January 30, 1991; Release 2 Reported April 17, 1998
UST Permit # 07777, Clouds Chevron, 1600 Two Notch Rd., Columbia, SC
Release reported December 31, 1991
UST Permit # 12352, Clouds Chevron, 1600 Two Notch Rd., Columbia, SC
Release reported December 30, 1991
Corrective Action System Evaluation Report Received June 3, 2008
Richland County

Dear Dr. Swinton:

As you may be aware, petroleum products have been identified in the soil and groundwater at the referenced facilities. To prevent the release from becoming an unacceptable risk, Palmetto Environmental Group, Inc. (PEG) has been retained to initiate corrective action of the impacted soil and groundwater using vacuum extraction, air sparging and soil vapor extraction, and chemical oxidation followed by natural attenuation. PEG is required to send you copies of the quarterly Corrective Action System Evaluation (CASE) Reports. Please contact me if you have not received the CASE report.

If you have any questions, please contact me by phone at (803) 896-6676, by fax at (803) 896-6245, or by email at blockse@dhec.sc.gov.

Sincerely,

Susan Block, P.G., Hydrogeologist
Northeastern SC Corrective Action Section
Assessment & Corrective Action Division
Underground Storage Tank Program
Bureau of Land and Waste Management

cc: Technical File

D H E C

PROMOTE PROTECT PROSPER

C. Earl Hunter, Commissioner

Promoting and protecting the health of the public and the environment.

MR ANDREW DIGGINS
PROVIDENCE HOSPITAL
2435 FOREST DR
COLUMBIA SC 29204

JUN 20 2008

Re: **CASE Report Review**
UST Permit # 07584, University Mart, 2367 Taylor St., Columbia, SC
Release 1 reported January 30, 1991; Release 2 Reported April 17, 1998
UST Permit # 07777, Clouds Chevron, 1600 Two Notch Rd., Columbia, SC
Release reported December 31, 1991
UST Permit # 12352, Clouds Chevron, 1600 Two Notch Rd., Columbia, SC
Release reported December 30, 1991
Corrective Action System Evaluation Report Received June 3, 2008
Richland County

Dear Mr. Diggins:

As you may be aware, petroleum products have been identified in the soil and groundwater at the referenced facilities. To prevent the release from becoming an unacceptable risk, Palmetto Environmental Group, Inc. (PEG) has been retained to initiate corrective action of the impacted soil and groundwater using vacuum extraction, air sparging and soil vapor extraction, and chemical oxidation followed by natural attenuation. PEG is required to send you copies of the quarterly Corrective Action System Evaluation (CASE) Reports. Please contact me if you have not received the CASE report.

If you have any questions, please contact me by phone at (803) 896-6676, by fax at (803) 896-6245, or by email at blockse@dhec.sc.gov.

Sincerely,

Susan Block, P.G., Hydrogeologist
Northeastern SC Corrective Action Section
Assessment & Corrective Action Division
Underground Storage Tank Program
Bureau of Land and Waste Management

cc: Tom Pollard, Esq., Nixon, Privit Law Firm, PO Drawer 2426, Columbia, SC 29202
Technical File

D H E C

PROMOTE PROTECT PROSPER

C. Earl Hunter, Commissioner

Promoting and protecting the health of the public and the environment.

MRS WALLACE SCOTT
76 WHITEFORD WAY
LEXINGTON SC 29072

JUN 20 2008

Re: **CASE Report Review**
UST Permit # 07584, University Mart, 2367 Taylor St., Columbia, SC
Release 1 reported January 30, 1991; Release 2 Reported April 17, 1998
UST Permit # 07777, Clouds Chevron, 1600 Two Notch Rd., Columbia, SC
Release reported December 31, 1991
UST Permit # 12352, Clouds Chevron, 1600 Two Notch Rd., Columbia, SC
Release reported December 30, 1991
Corrective Action System Evaluation Report Received June 3, 2008
Richland County

Dear Mrs. Scott:

As you may be aware, petroleum products have been identified in the soil and groundwater at the referenced facilities. To prevent the release from becoming an unacceptable risk, Palmetto Environmental Group, Inc. (PEG) has been retained to initiate corrective action of the impacted soil and groundwater using vacuum extraction, air sparging and soil vapor extraction, and chemical oxidation followed by natural attenuation. PEG is required to send you copies of the quarterly Corrective Action System Evaluation (CASE) Reports. Please contact me if you have not received the CASE report.

If you have any questions, please contact me by phone at (803) 896-6676, by fax at (803) 896-6245, or by email at blockse@dhec.sc.gov.

Sincerely,

Susan Block, P.G., Hydrogeologist
Northeastern SC Corrective Action Section
Assessment & Corrective Action Division
Underground Storage Tank Program
Bureau of Land and Waste Management

cc: Technical File

D H E C
PROMOTE PROTECT PROSPER

C. Earl Hunter, Commissioner

Promoting and protecting the health of the public and the environment.

MR RICHARD FAY
2020 CHARLOTTE PLAZA
201 S COLLEGE ST
CHARLOTTE NC 28244-2020

JUN 20 2008

Re: **CASE Report Review**
UST Permit # 07584, University Mart, 2367 Taylor St., Columbia, SC
Release 1 reported January 30, 1991; Release 2 Reported April 17, 1998
UST Permit # 07777, Clouds Chevron, 1600 Two Notch Rd., Columbia, SC
Release reported December 31, 1991
UST Permit # 12352, Clouds Chevron, 1600 Two Notch Rd., Columbia, SC
Release reported December 30, 1991
Corrective Action System Evaluation Report Received June 3, 2008
Richland County

Dear Mr. Fay:

As you may be aware, petroleum products have been identified in the soil and groundwater at the referenced facilities. To prevent the release from becoming an unacceptable risk, Palmetto Environmental Group, Inc. (PEG) has been retained to initiate corrective action of the impacted soil and groundwater using vacuum extraction, air sparging and soil vapor extraction, and chemical oxidation followed by natural attenuation. PEG is required to send you copies of the quarterly Corrective Action System Evaluation (CASE) Reports. Please contact me if you have not received the CASE report.

If you have any questions, please contact me by phone at (803) 896-6676, by fax at (803) 896-6245, or by email at blockse@dhec.sc.gov.

Sincerely,

Susan Block, P.G., Hydrogeologist
Northeastern SC Corrective Action Section
Assessment & Corrective Action Division
Underground Storage Tank Program
Bureau of Land and Waste Management

cc: Mr. Pete Overton, Acme Petroleum & Fuel Company, 543 Cox Rd., Ste C., Gastonia, SC 28054
Technical File

D H E C

PROMOTE PROTECT PROSPER

C. Earl Hunter, Commissioner

Promoting and protecting the health of the public and the environment.

MR JAMES L COOPER
PALMETTO ENVIRONMENTAL GROUP
PO BOX 427
ELGIN SC 29045

JUN 20 2008

Re: **CASE Report Review**
UST Permit # 07584, University Mart, 2367 Taylor St., Columbia, SC
UST Permit # 07777, Clouds Chevron, 1600 Two Notch Rd., Columbia, SC
UST Permit # 12352, Clouds Chevron, 1600 Two Notch Rd., Columbia, SC
IBF-29751-4/25/06-EMW
Corrective Action System Evaluation Report received June 3, 2008
Richland County

Dear Mr. Cooper:

The Underground Storage Tank Program of the South Carolina Department of Health and Environmental Control has reviewed the referenced Corrective Action System Evaluation (CASE) report submitted by Palmetto Environmental Group, Inc. and noted the findings. The Program is concerned about the increase in concentrations in MW-41, MW-64, and MW-65 and advises Palmetto Environmental Group to address this area to prevent additional migration of the plume.

The next CASE report is due on or before **September 3, 2008.**

On all correspondence and reports regarding these sites, please reference UST Permit # 07584, 07777, and 12352. If you have questions concerning this correspondence, feel free to contact me by telephone at (803) 896-6676, by fax at (803) 896-6245, or blockse@dhec.sc.gov.

Sincerely,

Susan Block, P.G., Hydrogeologist
Northeastern SC Corrective Action Section
Assessment and Corrective Action Division
Underground Storage Tank Program
Bureau of Land and Waste Management

cc: Technical Files

Palmetto Environmental Group, Inc.

November 25, 2008

RECEIVED
NOV 2008
UNDERGROUND STORAGE
TANK PROGRAM

Susan Block
Corrective Action Section
Underground Storage Tank Program
SCDHEC
2600 Bull St.
Columbia, SC 29201

RE: Corrective Action System Report, Cloud's Chevron/Handy Pantry #65, UST Permits #07777/12352, Columbia, SC
#07584

Dear Ms. Block:

Enclosed is the report referenced above. As mentioned in the report, MW-9 cannot be found and appears to have been destroyed during the modifications to the intersection of Two Notch Rd. and Taylor St. We need to either replace the well or delete it from the project.

In a bit of good news, it appears that free phase LPH has been removed at this time. No LPH was observed in any of the monitoring wells during the sampling event.

Please call if there are questions or you require additional information.

Sincerely,

James L. Cooper
Project Manager

07584 – 22
12350 – 22

P. O. Box 427, Elgin, SC 29045
(803) 438-1331 Voice/Fax
E-Mail Slotsky@BellSouth.Net

UST DOCKET
SCANNED

CASE Report

Site No.: 07584/17777/12352
Cloud's Chevron/Handy Pantry #65
2367 Taylor St.
Columbia, SC

Prepared by:
Dean L. Cooper
Palmetto Environmental Group, Inc.
P. O. Box 427
Elgin, SC 29045
SCDHEC Contractor Certification 260

November 24, 2008

Events and Activities:

Equipment and personnel were mobilized to the site sixteen times since the last report to conduct vacuum recovery operations in an effort to remove free phase LPH from the water table. Vacuum was placed on the recovery wells each visit for approximately 6 hours. A total of 2,675 gallons of groundwater and LPH were removed from the aquifer during these operations.

Equipment and personnel were mobilized to the site beginning on October 20th to gauge the monitoring wells for groundwater and LPH levels and collect groundwater samples from the wells.

Observations:

Results of the gauging and groundwater sampling events are summarized in tables attached to this report. Graphic representations of CoC concentrations and potentiometric conditions are also attached.

Groundwater measurements indicate that groundwater continues to move in a southerly direction toward the storm drainage culvert south of the NAPA store between Millwood and Ontario streets. It is also moving in a westerly direction north of Taylor St. and west of Waverly St.

No measurable amount of LPH was detected at this time. CoC mass greater than SSTL's has decreased 27% since the initial report; however, remained about the same since the last report. Total CoC concentrations decreased 2% since the last report.

Wasted groundwater was generated during the vacuum recovery operations. Waste manifests documenting disposal of wasted groundwater are also included in this report. The groundwater is placed in a bulk tanker for disposal at a later date. The bulk tanker was transported to EQ of Augusta November 5th for treatment and disposal. EQ of Augusta's pretreated effluent is discharged to the Augusta/Richmond WWTP for ultimate disposal.

Two of the air sparging units continue to operate smoothly. The unit behind the University Mart has experienced some problems and has operated only intermittently. After discussions with the compressor manufacturer, it was determined that the control program should be reset. This was accomplished and the unit seems to be operating correctly now.

Recommendations/Conclusions:

The CoC reduction calculations indicate a (-6.72%) reduction in dissolved CoC's as compared with initial values. This represents a positive 24% improvement since the submission of the initial CASE report. The initial CASE report indicated a starting point of (-30.88%) as compared with initial values cited in the project specifications.

As stated above it appears that the LPH has been removed at this time. No measurable amounts of LPH were observed during this most recent sampling event. We are also encouraged by the reductions in CoC concentrations in the area between Two Notch Rd. and Forest Drive. CoC concentrations are below SSTL's in this area except for MW-3. Concentrations above SSTL in this well have been reduced 99%. It is worth mentioning that this well historically contained free phase LPH. Other wells that historically contained LPH are experiencing CoC reductions of approximately 50%.

Several fringe wells are experiencing increases in CoC concentrations however. MW-41, 58, 65, 68 contained higher concentrations than previously observed. In the case of MW-58, TAA was 104,000 of the 108,000 total CoC for that well. The laboratory was asked to confirm the result because this result seemed unreasonable. The result was verified.

Good CoC reductions are being observed in the source areas as well as those wells between the source and these fringe wells. Concentrations in the fringe should diminish in correlation with the source wells over time.

No operational changes are planned at this time; however, we do plan to study the storm water system in an effort to determine how it is influencing plume migration.

Finally, it appears that MW-9 has been destroyed or paved over. This must have occurred after April, 2005 and prior to construction of the CA system. Request the department either replace the well or delete it from the project inventory.



Dean L. Cooper, P. E.

Monitoring Event, Clouds Chevron Gas Station
Analytical Data (ug/L)

Well	Date	Benzene ug/L	Toluene ug/L	Ethylbenzene ug/L	Xylenes ug/L	MTBE ug/L	Naphthalene ug/L	EDB ug/L	ETBE ug/L	TAME ug/L	TBA ug/L	Ethanol ug/L	TAA ug/L	TBF ug/L	ETBA ug/L	DIPE ug/L
MW-1	4/19/2005	1	1	1	1	5	1	0.02	5	5	25	100	25	25	25	5
	6/29/2006	1	7	3	19	1	4	0.02	10	1	10	20	10	20	10	1
	08/14/2007 00:	5	5	5	5	5	5	1.00	5	5	5	5	5	5	5	5
	08/14/2007 00:	5	5	5	5	5	5	1.00	5	5	5	5	5	5	5	5
	Dry 10/20/8	0	0	0	0	0	0	0.00	0	0	0	0	0	0	0	0
MW-2	4/19/2005	5900	11000	1800	12000	570	3200	39.00	130	130	630	2500	2800	630	630	250
	6/29/2006	12000	22000	2100	13800	1700	460	94.00	20	50	20	40	1700	40	20	210
	08/21/2007 17:	6	13	5	5	5	5	1.00	5	5	5	5	5	5	5	5
dry 10/20/8	08/21/2007 17:	6	13	5	5	5	5	1.00	5	5	5	5	5	5	5	5
	8/21/2007	dry 6	13	5	5	5	5	1.00	5	5	5	5	5	5	5	5
MW-3	4/19/2005	15000	27000	3500	19000	1500	37000	230.00	250	540	1300	5000	12000	1300	1300	1100
	6/29/2006	15000	27000	3500	19000	1500	37000	230.00	250	540	1300	5000	12000	1300	1300	1100
	08/21/2007 17:	6	14	5	5	5	5	70.50	5	5	5	5	5	5	5	5
	03/03/2008 12:	9950	16500	657	8790	66100	537	229.00	5	5	1330	5	8610	1760	5	5
	10/20/2008 09:	5	5	5	105	1890	713	6.20	5	5	5	5	2210	5	5	5
MW-4	4/19/2005	1	1	1	1	5	8	0.07	5	5	25	100	25	25	25	5
	6/29/2006	1	8	2	17	2	2	0.02	10	1	10	20	10	20	10	1
	08/14/2007 00:	31	5	5	5	10	5	1.00	5	5	5	5	5	5	5	5
	03/03/2008 10:	5	5	5	5	36	5	5.00	5	5	5	5	5	5	5	5
	10/20/2008 10:	5	5	5	5	11	5	0.02	5	5	5	5	5	5	5	5
MW-5	4/19/2005	100	3600	2300	8300	710	100	0.84	500	500	2500	10000	2500	2500	2500	500
	6/29/2006	670	3600	1	9800	1	510	3.60	10	1	10	20	580	20	10	1
	6/29/2006	670	3600	5	9800	5	510	3.60	10	5	10	20	580	20	10	5
dry 10/20/8	03/03/2008 11:	5	5	5	5	92	9	5.00	5	5	5	275	5	5	5	5
	1/0/1900	5	5	5	5	92	9	0.02	5	5	5	275	5	5	5	5
MW-6	4/19/2005	13	1	1	1	60	5	1	0.02	5	5	25	100	25	25	25	5
	6/29/2006	970	190	160	525	3700	210	2.40	100	33	100	200	1000	200	100	87
	08/21/2007 17:	4620	11000	2290	15600	1480	775	68.90	5	5	5	5	3190	5	5	234
	03/03/2008 11:	137	5	5	5	4440	5	0.97	5	5	126	5	5	5	5	5
	10/20/2008 10:	5	5	5	5	2560	5	0.16	5	5	5	5	5	5	5	5
MW-7	4/19/2005	1	1	1	1	5	1	0.02	5	5	25	100	25	25	25	5
	6/29/2006	1	1	1	2	1	1	0.02	10	1	10	20	10	20	10	1
	08/14/2007 00:	5	5	5	5	5	5	1.00	5	5	5	5	5	5	5	5
	03/03/2008 11:	5	5	5	5	5	5	5.00	5	5	5	5	5	5	5	5
	10/20/2008 10:	5	5	5	5	5	5	0.02	5	5	5	5	5	5	5	5
MW-8	4/19/2005	1	1	1	1	5	1	0.02	5	5	25	100	25	25	25	5
	6/29/2006	1	1	1	4	1	1	0.02	10	1	10	20	10	20	10	1
	08/21/2007 16:	5	5	5	5	5	5	1.00	5	5	5	5	5	5	5	5
	03/03/2008 10:	5	5	5	5	5	5	5.00	5	5	5	5	5	5	5	5
	10/21/2008 10:	5	5	5	5	5	5	0.02	5	5	5	5	5	5	5	5
MW-9	4/19/2005	3100	9800	2100	11000	1000	10	0.15	50	50	250	1000	250	250	250	71
	7/11/2006	3100	9800	2100	11000	1000	10	0.15	50	50	250	1000	250	250	250	71
	7/11/2006	3100	9800	2100	11000	1000	10	0.15	50	50	250	1000	250	250	250	71
	7/11/2006	3100	9800	2100	11000	1000	10	0.15	50	50	250	1000	250	250	250	71
	1/0/1900	0	0	0	0	0	0	0.00	0	0	0	0	0	0	0	0
MW-10	4/19/2005	12000	17000	2700	13000	990	540	0.23	130	230	630	2500	630	630	630	1700
	4/19/2005	12000	17000	2700	13000	990	540	0.23	130	230	630	2500	630	630	630	1700
	08/14/2007 00:	11300	29500	2420	12700	106	681	0.10	5	118	5	5	5	5	5	1130
	08/14/2007 00:	11300	29500	2420	12700	106	681	0.10	5	118	5	5	5	5	5	1130
	10/21/2008 12:	7870	23000	2180	11400	5	5	0.24	5	5	5	5	5	5	5	5
MW-11	4/19/2005	25	230	25	25	130	25	0.02	130	130	630	2500	630	630	630	130
	7/11/2006	43	35	5	23	1	7	0.02	10	1	110	20	2500	20	10	1
	08/14/2007 00:	149	225	17	68	5	13	1.00	5	5	5	5	529	5	5	13
	03/11/2008 00:	19	5	5	5	77	5	5.00	5	5	5	5	487	5	5	5
	10/21/2008 12:	31	5	7	5	5	5	0.02	5	5	118	550	2330	5	5	5
MW-12	4/19/2005	25	230	25	25	130	25	0.02	5	5	25	100	25	25	25	5
	7/13/2006	1	8	2	11	1	7	0.02	10	1	10	20	10	20	10	1
	08/14/2007 00:	5	5	5	5	5	5	1.00	5	5	5	5	5	5	5	5
	03/11/2008 00:	5	5	5	5	28	5	5.00	5	5	64	5	635	5	5	5
	10/21/2008 13:	5	5	5	5	5	5	0.02	5	5	5	5	5	5	5	5
MW-13	4/19/2005	1	1	1	1	5	1	0.02	5	5	25	100	25	25	25	5
	7/11/2006	1	4	1	8	10	9	0.02	1	1	10	20	10	20	10	1
	08/14/2007 00:	5	5	5	5	5	5	1.00	5	5	5	5	5	5	5	5
	03/11/2008 00:	5	5	5	5	5	5	5.00	5	5	5	5	5	5	5	5
	10/21/2008 14:	15	5	5	5	5	5	0.02	5	5	5	499	5	5	5	5

Well	Date	Benzene	Toluene	Ethylbenzene	Xylenes	MTBE	Naphthalene	EDB	ETBE	TAME	TBA	Ethanol	TAA	TBF	ETBA	DIPE
		ug/L	ug/L	ug/L	ug/L	ug/L	ug/L	ug/L	ug/L	ug/L	ug/L	ug/L	ug/L	ug/L	ug/L	ug/L
MW-15	4/19/2005	210	520	230	720	190	1	0.02	5	5	25	100	25	25	330	5
	4/19/2005	210	520	230	720	190	1	0.02	5	5	25	100	25	25	330	5
	08/14/2007 00:	371	198	129	343	11	124	1.00	5	5	159	5	3350	5	5	31
	03/11/2008 00:	372	7970	2090	10800	5	1150	5.00	5	5	5	5	2350	5	5	5
	10/21/2008 14:	312	3260	764	5790	5	621	0.02	5	5	5	5	5	5	5	5
MW-16	4/19/2005	1	16	5	36	31	1	0.02	5	5	25	100	25	25	25	5
	7/11/2006	1	16	5	36	31	1	0.02	5	5	25	100	25	25	25	5
	08/14/2007 00:	12200	34200	3270	21300	4110	1220	5.40	5	5	5	5	5	5	5	2220
	03/06/2008 15:	5	5	5	5	5	5	5.00	5	5	5	5	5	5	5	5
	10/22/2008 08:	5	122	40	332	5	162	0.02	5	5	5	5	5	5	5	5
MW-17	4/19/2005	3500	28000	3600	20000	1800	200	0.02	1000	1000	5000	20000	5000	5000	5000	1000
	7/11/2006	3500	28000	3600	20000	1800	200	0.02	1000	1000	5000	20000	5000	5000	5000	1000
	08/14/2007 00:	9310	31000	2480	14600	5	1080	0.50	5	5	5	5	5	5	5	5
	08/14/2007 00:	9310	31000	2480	14600	5	1080	0.50	5	5	5	5	5	5	5	5
	10/22/2008 08:	2250	24800	3580	32100	5	2370	0.39	5	5	5	5	5	5	5	5
MW-18	4/19/2005	18000	37000	3200	17000	1300	6400	1.60	1000	1000	5000	20000	5000	5000	5000	2800
	4/19/2005	18000	37000	3200	17000	1300	6400	1.60	1000	1000	5000	20000	5000	5000	5000	2800
	08/16/2007 00:	9080	21000	1700	16000	4170	869	5.00	5	5	5	5	15800	5	5	1930
	08/16/2007 00:	9080	21000	1700	16000	4170	869	5.00	5	5	5	5	15800	5	5	1930
	10/20/2008 14:	9470	23600	3060	17200	4270	1770	6.30	5	5	5	5	5	5	5	1740
MW-19	4/19/2005	23000	48000	3600	20000	1300	4200	1.60	1000	1000	5000	20000	5000	5000	5000	2300
	7/11/2006	23000	48000	3600	20000	1300	4200	1.60	1000	1000	5000	20000	5000	5000	5000	2300
	08/21/2007 09:	17600	46700	2590	16300	5770	869	35.30	5	5	5	5	5	5	5	861
	08/21/2007 09:	17600	46700	2590	16300	5770	869	35.30	5	5	5	5	5	5	5	861
	10/20/2008 14:	6680	24300	2540	20700	1750	1650	40.50	5	5	5	5	5	5	5	5
MW-20	4/19/2005	19000	36000	3200	18000	1400	7200	0.02	1000	1000	5000	20000	5000	5000	5000	2800
	6/29/2006	18000	32000	3500	17600	3000	1400	0.06	500	530	500	1000	3500	1000	500	2300
	6/29/2006	18000	32000	3500	17600	3000	1400	0.06	500	530	500	1000	3500	1000	500	2300
	6/29/2006	18000	32000	3500	17600	3000	1400	0.06	500	530	500	1000	3500	1000	500	2300
	10/20/2008 12:	2710	19700	1730	13100	198	1090	0.02	5	5	5	5	6100	5	5	171
MW-22	4/19/2005	24000	39000	5000	27000	4600	780	0.02	1000	1000	5000	20000	5000	5000	5000	1900
	6/29/2006	16000	44000	5700	28600	250	2300	0.02	2500	250	2500	5000	17000	5000	2500	400
	08/21/2007 10:	7710	28200	1960	11000	5	5	1.00	5	5	5	5	5	5	5	5
	03/03/2008 13:	4480	34900	2660	13800	5	5	5.00	5	5	5	5	5	5	5	5
	10/20/2008 12:	2750	30600	5440	27900	5	2510	0.02	5	5	5	5	5	5	5	5
MW-23	4/19/2005	8100	19000	1800	9700	1000	1600	1.30	56	1000	25	100	25	25	5000	1000
	6/29/2006	2100	5700	410	3800	230	220	0.21	500	50	500	1000	4600	1000	500	100
	08/21/2007 11:	958	3560	251	1480	5	5	1.00	5	5	5	5	5	5	5	5
	03/03/2008 15:	9840	29400	5	13300	5	2810	0.30	5	5	5	5	5	5	5	5
	10/20/2008 13:	9740	26000	2940	18000	1550	1490	0.47	5	5	5	5	5	5	5	1370
MW-24	4/19/2005	1340	1520	98	1730	67	610	26.30	1	60	10	100	4890	10	1150	449
	4/19/2005	1340	1520	98	1730	66.5	610	26.30	1	60	10	100	4890	10	1150	449
	08/21/2007 10:	5	6	5	5	5.0	5	1.00	5	5	5	5	5	5	5	5
	03/03/2008 14:	5	14	5	19	25.1	5	5.00	5	5	7	5	5	5	5	5
	10/20/2008 13:	5	17	5	16	5.0	5	0.02	5	5	5	5	5	5	5	5
MW-25	4/19/2005	1600	6200	850	4400	260.0	17	0.02	5	5	25	100	25	25	25	110
	6/29/2006	1400	11000	2300	17400	100	1200	0.02	1000	100	1000	2000	7900	2000	1000	100
	6/29/2006	1400	11000	2300	17400	100	1200	0.02	1000	100	1000	2000	7900	2000	1000	100
	03/03/2008 13:	5	9370	3370	19900	95	1130	0.24	5	5	20	5	6950	5	5	5
	10/20/2008 11:	5	2260	2080	15000	5	1090	0.02	5	5	5	5	5	5	5	5
MW-26	4/19/2005	1	1	1	1	5	1	0.02	5	5	25	100	25	25	25	5
	6/29/2006	1	1	1	2	1	1	0.02	10	1	10	20	10	20	10	1
	08/21/2007 16:	7	16	5	5	5	5	1.00	5	5	5	5	5	5	5	5
	03/03/2008 11:	5	5	5	5	5	5	5.00	5	5	5	5	5	5	5	5
10/20/08 dry	1/0/1900	0	0	0	0	0	0	0.00	0	0	0	0	0	0	0	0
MW-27	4/19/2005	1	1	1	1	5	1	0.02	1	1	10	100	10	10	10	5
	4/19/2005	1	1	1	1	5	1	0.02	1	1	10	100	10	10	10	5
	08/21/2007 11:	2670	10000	840	4840	5	300	1.00	5	5	5	5	5	5	5	105
	03/03/2008 13:	5	5	5	12	5	5	5.00	5	5	5	5	5	5	5	5
	10/20/2008 11:	5	5	5	5	5	5	0.02	5	5	5	454	5	5	5	5
MW-28	4/19/2005	360	970	96	490	250	50	0.02	250	250	1300	5000	1300	1300	1300	2600
	6/29/2006	10	44	9	72	1	35	0.02	10	1	10	20	91	20	10	1
	08/15/2007 00:	5	5	5	5	5	5	1.00	5	5	5	5	5	5	5	5
	03/03/2008 13:	5	5	5	5	5	5	5.00	5	5	5	5	5	5	5	5
	10/20/2008 11:	5	5	5	5	5	5	0.02	5	5	5	269	5	5	5	5

Well	Date	Benzene ug/L	Toluene ug/L	Ethylbenzene ug/L	Xylenes ug/L	MTBE ug/L	Naphthalene ug/L	EDB ug/L	ETBE ug/L	TAME ug/L	TBA ug/L	Ethanol ug/L	TAA ug/L	TBF ug/L	ETBA ug/L	DIPE ug/L
MW-29	4/19/2005	100	100	100	100	3500	100	0.02	500	500	2500	10000	2500	2500	3100	500
	6/29/2006	3	18	6	44	1	13	0.02	10	1	10	20	10	20	10	1
	08/15/2007 00:	5	5	5	5	5	5	1.00	5	5	5	5	5	5	5	5
	03/03/2008 13:	5	10	6	38	5	7	5.00	5	5	5	5	5	5	5	5
	10/20/2008 10:	5	5	5	5	5	5	0.02	5	5	5	5	5	5	111	5
MW-30	4/19/2005	1	1	1	1	5	1	0.11	5	5	25	100	25	25	25	5
	6/29/2006	3	28	21	129	1	50	0.02	10	1	10	20	10	20	10	1
	08/21/2007 12:	5	19	5	5	5	5	1.00	5	5	5	5	5	5	5	5
	03/03/2008 16:	5	6	5	11	5	5	5.00	5	5	5	5	5	5	5	5
	10/20/2008 14:	5	15	5	39	5	11	0.02	5	5	5	5	5	5	5	5
MW-31	4/19/2005	20	53	21	260	51	1	0.02	5	5	25	100	25	25	120	5
	6/29/2006	100	280	2	380	1	2	0.02	10	1	10	20	1600	20	10	1
	6/29/2006	100	280	2	380	5	2	0.02	10	5	10	20	1600	20	10	5
	03/11/2008 00:	91	98	298	586	5	222	5.00	5	5	5	5	2030	5	5	5
	1/0/1900	0	0	0	0	0	0	0.00	0	0	0	0	0	0	0	0
MW-32	4/19/2005	400	14000	520	18000	170	5	0.09	25	25	130	500	130	130	5000	25
	6/29/2006	410	850	370	2180	10	160	0.02	100	10	100	200	4500	200	100	10
	08/21/2007 13:	174	1210	216	2920	5	88	1.00	5	5	5	5	784	5	5	5
	08/21/2007 13:	174	1210	216	2920	5	88	1.00	5	5	5	5	784	5	5	5
	10/20/2008 14:	296	911	512	2570	5	510	0.02	5	5	5	5	1860	5	5	5
MW-33	4/19/2005	410	1600	290	1400	100	50	0.02	5	5	25	500	130	25	500	120
	6/29/2006	5500	18000	1900	12400	72	650	0.02	500	50	500	1000	9100	1000	500	170
	08/21/2007 13:	821	3870	238	4610	5	280	1.00	5	5	5	5	3710	5	5	5
	03/03/2008 16:	1080	3750	644	5860	5	340	5.00	5	5	5	5	7970	5	5	5
	10/20/2008 14:	2570	11000	1310	8420	5	473	0.02	5	5	5	5	5190	5	5	5
MW-34	4/19/2005	250	870	180	1700	360	10	0.16	50	50	250	1000	5300	250	2800	50
	6/29/2006	1900	12000	1500	7200	1	400	0.18	10	1	10	20	5400	20	10	47
	08/21/2007 14:	263	2710	570	2700	5	231	1.00	5	5	5	5	5	5	5	5
	03/06/2008 08:	1490	14500	1880	8250	5	803	5.00	5	5	5	5	5	5	5	5
	10/20/2008 15:	648	5930	1350	5870	5	622	0.02	5	5	5	5	5	5	5	5
MW-35	4/19/2005	12000	22000	3200	15000	1200	1300	3.20	5	1000	5000	100	25	25	5000	1300
	7/11/2006	12000	22000	3200	15000	1200	1300	3.20	5	1000	5000	100	25	25	5000	1300
	08/21/2007 14:	15800	13500	1960	9300	3120	1330	3.70	5	5	5	5	137000	5	5	2340
	03/06/2008 08:	14500	18200	2180	15100	2500	1260	0.91	5	5	2030	5	19800	5	5	5
	10/20/2008 15:	13100	12500	1660	8830	1770	1460	0.96	5	5	5	5	12700	5	5	1360
MW-36	4/19/2005	140	310	320	1400	120	1	0.02	5	5	25	100	500	25	500	5
	6/29/2006	110	540	730	4300	1	280	0.02	10	1	10	20	5400	20	10	1
	08/21/2007 12:	38	27	103	280	5	87	1.00	5	5	5	5	587	5	5	5
	03/03/2008 16:	5	5	273	247	5	5	5.00	5	5	5	5	5	5	5	5
	10/20/2008 00:	36	136	397	320	5	238	0.02	5	5	5	5	2400	5	5	5
MW-37	4/19/2005	360	360	44	170	15	160	0.10	5	12	25	100	330	25	45	52
	6/29/2006	410	1900	1300	2550	20	390	0.03	200	20	200	400	1700	400	200	20
	08/21/2007 15:	135	808	888	2280	5	352	1.00	5	5	5	5	5	5	5	5
	03/06/2008 08:	519	625	1380	673	5	502	5.00	5	5	5	5	5	5	5	5
	10/20/2008 14:	454	459	1130	728	5	609	0.02	5	5	5	5	2370	5	5	5
MW-38	4/19/2005	1	1	1	1	5	1	0.02	5	5	25	100	25	25	25	5
	7/11/2006	2	23	6	32	1	8	0.02	10	1	10	20	10	20	10	1
	08/13/2007 00:	5	5	5	5	5	5	1.00	5	5	5	5	5	5	5	5
	03/06/2008 09:	5	23	7	44	5	12	5.00	5	5	5	5	5	5	5	5
	10/20/2008 14:	5	5	5	5	5	5	0.02	5	5	5	5	5	5	5	5
MW-39	4/19/2005	3100	17000	2600	13000	830	25	0.29	130	130	630	2500	630	630	630	130
	7/11/2006	1500	19000	2000	14300	200	1400	0.19	2000	200	2000	4000	2000	4000	15000	200
	08/13/2007 00:	678	10300	1320	8320	5	683	0.13	5	5	5	5	5	5	5	5
	03/06/2008 10:	515	10200	1980	12500	5	1140	5.00	5	5	5	5	14000	5	5	5
	10/20/2008 08:	506	11400	1940	10900	5	944	0.02	5	5	5	5	5	5	5	5
MW-40	4/19/2005	840	740	690	1900	500	1	0.22	5	5	25	100	25	25	1500	25
	7/11/2006	2000	15000	1300	8900	50	630	0.32	500	50	500	1000	6100	1000	80	50
	08/13/2007 00:	757	8340	685	6180	5	5	0.14	5	5	5	5	5	5	5	5
	08/13/2007 00:	757	8340	685	6180	5	5	0.14	5	5	5	5	5	5	5	5
	10/20/2008 08:	1010	16000	3920	27200	5	2630	0.02	5	5	5	5	5	5	5	5
MW-41	4/19/2005	1	1	1	1	5	1	0.02	5	5	25	100	25	25	25	5
	7/11/2006	110	700	160	860	1	93	0.02	10	1	10	20	190	20	10	1
	08/15/2007 00:	586	5	88	5	93	56	0.10	5	5	5	5	913	5	5	57
	03/06/2008 10:	809	1620	1380	1900	21	483	5.00	5	5	5	5	5	5	5	5
	10/20/2008 09:	1160	834	1460	1760	5	608	0.02	5	5	5	5	3520	5	5	58

Well	Date	Benzene	Toluene	Ethylbenzene	Xylenes	MTBE	Naphthalene	EDB	ETBE	TAME	TBA	Ethanol	TAA	TBF	ETBA	DIPE
		ug/L	ug/L	ug/L	ug/L	ug/L	ug/L	ug/L	ug/L	ug/L	ug/L	ug/L	ug/L	ug/L	ug/L	ug/L
MW-42	4/19/2005	1	1	1	1	5	1	0.02	5	5	25	100	25	25	25	5
	7/11/2006	3	860	480	2900	1.0	270	0.02	10	1	10	20	360	20	10	1
	08/13/2007 00:	5	718	432	3680	5.0	293	1.00	5	5	5	5	1	5	5	5
	03/06/2008 10:	5	92	185	565	5.0	154	5.00	5	5	5	5	284	5	5	5
	10/20/2008 09:	5	110	303	835	5.0	282	0.02	5	5	5	5	627	5	5	5
MW-43	4/19/2005	1	1	1	1	5.0	1	0.02	5	5	25	100	25	25	25	5
	7/11/2006	1	11	2	13	7	0	10.00	1	10	20	10	20	10	10	1
	08/21/2007 15:	5	5	5	5	5	5	1.00	5	5	5	1140	5	5	5	5
	03/06/2008 13:	5	5	5	5	5	5	5.00	5	5	5	5	5	5	5	5
	10/20/2008 09:	5	5	5	11	5	5	0.02	5	5	5	5	5	5	5	5
MW-44	4/19/2005	1	1	1	1	5	1	0.02	5	5	25	100	25	25	25	5
	7/11/2006	1	4	1	6	1	2	0.02	10	1	10	20	10	20	10	1
	08/14/2007 00:	5	6	5	19	5	6	1.00	5	5	5	5	5	5	5	5
	03/06/2008 14:	5	5	5	5	5	5	5.00	5	5	5	5	5	5	5	5
	10/22/2008 10:	5	5	5	16	5	8	0.02	5	5	5	5	5	5	5	5
MW-45	4/19/2005	1	1	1	1	5	1	0.02	5	5	25	100	25	25	25	5
	7/11/2006	1	3	1	4	1	2	0.02	10	1	10	20	10	20	10	1
	08/14/2007 00:	5	5	5	5	5	5	1.00	5	5	5	5	5	5	5	5
	03/06/2008 14:	5	5	5	5	5	5	5.00	5	5	5	5	5	5	5	5
	10/22/2008 09:	5	5	5	16	5	16	0.02	5	5	5	5	5	5	5	5
MW-46	4/19/2005	1	12	1	1	5.2	1	0.02	5	5	25	190	25	25	25	5
	7/11/2006	1	2	1	2	1.0	6	0.02	10	1	10	20	10	20	10	1
	08/14/2007 00:	5	12	5	5	5.0	5	1.00	5	5	5	5	5	5	5	5
	03/06/2008 14:	5	5	5	5	5.0	5	5.00	5	5	5	5	5	5	5	5
	10/22/2008 09:	5	5	5	14	5.0	8	0.02	5	5	5	5	5	5	5	5
MW-47	4/19/2005	1	14	1	1	5.0	1	2.40	5	5	25	100	25	25	25	5
	7/11/2006	1	3	1	4	1	6	0.02	10	1	10	20	10	20	10	1
	08/14/2007 00:	8	18	13	254	5	374	1.00	5	5	5	5	5	5	5	5
	03/06/2008 14:	5	5	5	5	5	5	5.00	5	5	5	5	5	5	5	5
	10/22/2008 08:	5	24	8	96	5	37	0.02	5	5	5	5	5	5	5	5
MW-48	4/19/2005	1	1	1	1	5	1	1.60	5	5	25	100	25	25	25	5
	7/11/2006	1	4	1	5	1	1	0.02	10	1	10	20	10	20	10	1
	08/14/2007 00:	10	16	5	22	5	46	1.00	5	5	5	5	5	5	5	5
	03/06/2008 14:	5	5	5	5	5	5	5.00	5	5	5	5	5	5	5	5
	10/22/2008 08:	5	14	5	60	5	29	0.02	5	5	5	5	5	5	5	5
MW-49	4/19/2005	1	18	1	1	5	1	0.33	5	5	25	100	25	25	25	5
	7/11/2006	1	2	1	2	1	6	0.02	10	1	10	20	10	20	10	1
	08/14/2007 00:	5	6	5	51	5	5	1.00	5	5	5	5	5	5	5	5
	03/06/2008 15:	5	5	5	5	5	5	5.00	5	5	5	5	5	5	5	5
	10/22/2008 09:	5	6	5	24	5	14	0.02	5	5	5	5	5	5	5	5
MW-50	4/19/2005	1	13	1	1	5	1	0.02	5	5	25	100	25	25	25	5
	7/11/2006	1	2	1	5	1	1	0.02	10	1	10	20	10	20	10	1
	08/14/2007 00:	5	8	5	5	5	24	1.00	5	5	5	5	5	5	5	5
	03/06/2008 15:	5	5	5	5	5	5	5.00	5	5	5	5	5	5	5	5
	10/22/2008 09:	5	22	18	171	5	262	0.02	5	5	5	5	5	5	155	5
MW-51	4/19/2005	1	1	1	1	5	1	0.02	5	5	25	100	25	25	25	5
	7/11/2006	1	1	1	4	1	6	0.02	10	1	10	20	13	20	10	1
	08/14/2007 00:	24	52	5	14	5	5	1.00	5	5	5	5	5	5	5	5
	03/11/2008 00:	5	5	5	5	5	5	5.00	5	5	5	5	5	5	5	5
	10/21/2008 12:	5	5	5	5	5	5	0.02	5	5	5	5	5	5	5	5
MW-52	4/19/2005	1	1	1	1	5	1	0.02	5	5	25	100	25	25	25	5
	7/11/2006	1	2	1	3	1	2	0.02	10	1	10	20	10	20	10	1
	08/14/2007 00:	12	24	5	5	15	5	0.30	5	5	5	5	5	5	5	5
	08/14/2007 00:	12	24	5	5	15	5	0.30	5	5	5	5	5	5	5	5
	1/0/1900	0	0	0	0	0	0	0.00	0	0	0	0	0	0	0	0
MW-53	4/19/2005	1	1	1	1	5	1	0.73	5	5	33	100	25	25	60	5
	7/11/2006	1	29	29	193	1	42	0.02	10	1	11	20	100	20	10	1
	08/14/2007 00:	8	17	5	5	5	5	1.00	5	5	5	5	5	5	5	5
	03/11/2008 00:	5	5	5	5	5	5	5.00	5	5	5	5	5	5	5	5
	10/21/2008 14:	5	5	5	5	5	5	0.02	5	5	5	5	5	5	5	5
MW-54	4/19/2005	970	2900	460	2200	1100	1500	2.70	50	50	250	1000	650	250	250	50
	7/11/2006	650	501	1	12	23	5	0.02	10	1	10	20	700	20	90	63
	08/14/2007 00:	557	5	5	5	5	47	1.00	5	5	5	5	5	5	5	59
	03/11/2008 00:	150	5	5	5	20	10	5.00	5	5	38	5	478	5	5	5
	10/21/2008 14:	152	5	5	5	16	19	0.02	5	5	5	5	615	5	5	34
MW-55	4/19/2005	440	1	27	1	39	410	0.11	5	14	130	100	1400	25	82	83
	7/11/2006	130	3	18	4	190	19	0.02	10	8	10	20	610	20	10	55
	08/14/2007 00:	544	12	25	5	369	46	1.00	5	15	5	5	1080	5	5	85
	03/11/2008 00:	5	5	5	5	145	6	5.00	5	5	35	5	285	5	5	5
	10/21/2008 12:	5	5	5	5	73	6	0.02	5	5	5	5	114	5	5	11

Well	Date	Benzene ug/L	Toluene ug/L	Ethylbenzene ug/L	Xylenes ug/L	MTBE ug/L	Naphthalene ug/L	EDB ug/L	ETBE ug/L	TAME ug/L	TBA ug/L	Ethanol ug/L	TAA ug/L	TBF ug/L	ETBA ug/L	DIPE ug/L
MW-56	4/19/2005	76	1	1	1	5	1	0.02	5	5	25	100	46	25	25	7
	7/13/2006	1	2	1	5	1.0	5	0.02	10	1	10	20	10	20	10	1
	08/14/2007 00:	5	6	5	5	5.0	5	1.00	5	5	5	5	5	5	5	5
	03/11/2008 00:	5	5	5	5	5.0	5	5.00	5	5	5	5	5	5	5	5
	10/21/2008 13:	5	5	5	5	5.0	5	0.02	5	5	5	5	5	5	5	5
MW-57	4/19/2005	12000	12000	2000	8200	1000.0	2000	3.30	1000	1000	5000	20000	8200	5000	5000	1200
	7/13/2006	8900	8300	1300	4500	1300	290	0.03	100	110	100	200	5100	200	100	820
	08/14/2007 00:	7570	10600	1270	5250	1010	489	0.10	5	5	5	5	5410	5	5	679
	08/14/2007 00:	7570	10600	1270	5250	1010	489	0.10	5	5	5	5	5410	5	5	679
	10/21/2008 15:	9390	10500	1650	6690	1210	681	0.02	5	5	5	5	9120	5	5	833
MW-58	4/19/2005	5300	110	960	160	490	630	2.00	87	88	250	1000	3500	250	500	670
	7/13/2006	5800	87	480	228	490	300	0.02	100	67	120	200	5200	200	100	490
	7/13/2006	5800	87	480	228	490	300	0.02	100	67	120	200	5200	200	100	490
	03/11/2008 00:	13	5	63	5	35	24	5.00	5	5	44	5	310	5	5	5
	10/21/2008 11:	1890	28	161	65	452	776	0.02	5	49	245	5	104000	5	5	400
MW-59	4/19/2005	1	1	1	1	5	1	0.25	5	5	25	100	25	25	25	5
	7/13/2006	1	2	1	4	1	6	0.02	10	1	10	20	10	20	10	1
	08/14/2007 00:	12	12	5	5	5	5	1.00	5	5	5	5	5	5	5	5
	03/11/2008 00:	5	5	5	5	5	5	5.00	5	5	5	5	5	5	5	5
	10/21/2008 15:	5	9	5	5	5	6	0.02	5	5	5	5	855	5	5	5
MW-60	4/19/2005	1	1	1	1	5	1	0.02	1	1	10	100	10	10	10	5
	4/19/2005	1	1	1	1	5	1	0.02	1	1	10	100	10	10	10	5
	4/19/2005	5	5	5	5	5	5	0.02	5	5	10	100	10	10	10	5
	03/11/2008 00:	5	5	5	5	5	5	5.00	5	5	5	5	5	5	5	5
	10/21/2008 13:	5	5	5	5	5	5	0.02	5	5	5	5	5	5	5	5
MW-61	4/19/2005	1	1	1	1	5	1	0.02	5	5	25	100	10	25	25	5
	7/11/2006	1	7	2	11	1	4	0.02	10	1	10	20	10	20	10	1
	08/15/2007 00:	5	5	5	5	5	5	1.00	5	5	5	5	5	5	5	5
	03/06/2008 13:	5	5	5	5	5	5	5.00	5	5	5	5	102	5	5	5
	1/0/1900	0	0	0	0	0	0	0.00	0	0	0	0	0	0	0	0
MW-62	4/19/2005	1	1	1	1	5	1	0.02	5	5	25	100	10	25	25	5
	7/17/2006	1	1	1	6	1	2	0.02	10	1	10	20	10	20	10	1
	08/15/2007 00:	5	5	5	5	5	5	1.00	5	5	5	5	5	5	5	5
	03/06/2008 13:	5	5	5	5	5	5	5.00	5	5	5	5	162	5	5	5
	10/21/2008 10:	14	5	5	5	5	13	0.02	5	5	5	5	209	5	5	5
MW-63	4/19/2005	1	1	1	1	5	1	0.02	5	5	25	100	10	25	25	5
	7/11/2006	1	4	1	5	1	6	0.02	10	1	10	20	10	20	10	1
	08/15/2007 00:	5	5	5	5	5	5	1.00	5	5	5	5	5	5	5	5
	03/06/2008 12:	5	5	7	23	5	13	5.00	5	5	5	5	5	5	5	5
	10/21/2008 10:	6	5	5	5	5	8	0.02	5	5	5	5	5	5	5	5
MW-64	4/19/2005	390	13	51	1	56	100	0.02	5	10	25	100	25	25	170	41
	7/11/2006	1600	53	330	68	180	170	0.02	100	28	100	200	2200	200	1100	130
	08/15/2007 00:	9	66	34	113	5	14	1.00	5	5	5	5	5	5	5	5
	03/06/2008 11:	4080	731	920	5	5	5	5.00	5	5	5	5	15200	59	192	5
	10/21/2008 10:	5320	1860	1040	1300	1650	851	0.36	5	159	550	429	10500	5	5	654
MW-65	4/19/2005	140	31	78	88	45	600	0.02	5	5	25	100	25	25	74	14
	4/19/2005	140	31	78	88	45	600	0.02	5	5	25	100	25	25	74	14
	08/15/2007 00:	48	5	21	5	9	19	1.00	5	5	5	5	344	5	5	17
	03/06/2008 11:	1580	505	1500	5	26	5	5.00	5	5	59	5	3010	11	5	5
	10/21/2008 10:	1630	626	1510	609	72	757	0.02	5	5	5	5	10600	5	5	94
MW-66	7/11/2006	2	8	3	13	1	8	0	10	1	10	20	14	20	10	1
	08/15/2007 00:	5	5	5	5	5.0	5	1.00	5	5	5	5	5	5	5	5
	03/03/2008 10:	5	9	50	60	5.0	26	5.00	5	5	5	5	5	5	5	5
	10/21/2008 09:	5	9	113	24	5.0	57	0.02	5	5	5	5	5	5	5	5
MW-67	4/19/2005	1	1	1	1	5.0	1	0.02	5	5	25	100	25	25	25	5
	7/11/2006	1	11	3	20	1	8	0.02	10	1	10	20	10	20	10	1
	08/13/2007 00:	5	5	5	5	5	5	1.00	5	5	5	5	5	5	5	5
	03/03/2008 09:	5	10	5	25	5	8	5.00	5	5	5	5	5	5	5	5
	10/21/2008 08:	5	5	5	5	5	15	0.02	5	5	5	5	5	5	5	5
MW-68	4/19/2005	1	1	1	1	5	1	0.02	5	5	25	100	25	25	25	5
	7/11/2006	1	11	3	18	1	6	0.02	10	1	10	20	10	20	10	1
	08/15/2007 00:	5	5	5	5	5	5	1.00	5	5	5	5	5	5	5	5
	03/03/2008 11:	5	5	5	12	5	7	5.00	5	5	5	5	5	5	5	5
	10/21/2008 10:	165	5	5	317	5	59	0.02	5	5	5	5	327	5	222	5
MW-69	4/19/2005	1	1	1	1	5	1	0.02	5	5	25	100	25	25	25	5
	7/11/2006	1	4	1	7	1	3	0.02	10	1	10	20	10	20	10	1
	10/21/2008 10:	165	5	5	317	5	59	0.02	5	5	5	5	327	5	222	5
	03/03/2008 11:	5	5	5	17	5	7	5.00	5	5	5	5	5	5	5	5
	10/21/2008 10:	5	5	5	5	5	5	0.02	5	5	5	5	5	5	5	5

Well	Date	Benzene ug/L	Toluene ug/L	Ethylbenzene ug/L	Xylenes ug/L	MTBE ug/L	Naphthalene ug/L	EDB ug/L	ETBE ug/L	TAME ug/L	TBA ug/L	Ethanol ug/L	TAA ug/L	TBF ug/L	ETBA ug/L	DIPE ug/L
MW-70	4/19/2005	1	1	1	1	5	1	0.02	5	5	25	100	25	25	25	5
	7/11/2006	1	7	2	12	1	4	0.02	10	1	10	20	10	20	10	1
	08/15/2007 00:	5	5	5	5	5	5	1.00	5	5	5	5	5	5	5	5
	03/06/2008 11:	5	10	16	50	5	33	5.00	5	5	5	290	5	5	5	5
	10/21/2008 09:	5	5	5	5	5	7	0.02	5	5	5	5	5	5	5	5
MW-5aR	4/19/2005	27000	31000	2500	14000	1000	9900	0.19	1000	2300	5000	20000	54000	5400	13000	4100
	6/29/2006	23000	30000	2500	13600	2700	780	0.02	1000	1200	1000	2000	1000	2000	1000	3200
	08/21/2007 10:	67	236	13	332	5	76	1.00	5	5	5	5	5	5	5	5
	03/03/2008 08:	4750	10500	971	7290	332	522	5.00	5	5	650	5	5	280	5	5
	10/20/2008 12:	11200	19000	2200	13100	554	1070	0.02	5	5	5	5	5	5	5	1010
PW-1R	4/19/2005	8300	6800	1800	8100	770	290	7.60	320	1400	1100	1000	18000	250	3000	2500
	6/29/2006	2500	2700	39	1710	1300	160	0.08	100	10	1300	200	9500	200	100	360
	6/29/2006	2500	2700	39	1710	1300	160	0.08	100	10	1300	200	9500	200	100	360
	03/06/2008 14:	14300	28600	2450	16200	944	766	3.40	5	5	1180	5	5	5	5	5
	10/20/2008 13:	13400	31700	1890	14300	5	1230	5.70	5	5	5	76900	5	5	5	5
RW-1R	4/19/2005	1600	10	230	10	14	130	0.54	5	50	25	100	850	25	250	160
	6/29/2006	16000	25000	1700	10400	2600	710	4.50	250	25	2000	500	11000	500	510	2000
	08/21/2007 10:	3450	27900	1630	15600	5	964	1.00	5	5	5	5	17300	5	5	5
	03/06/2008 14:	509	591	53	720	264	83	5.00	5	5	97	5	1420	5	5	5
	1/0/1900	0	0	0	0	0	0	0.00	0	0	0	0	0	0	0	0
DW-1	4/19/2005	1	1	1	1	5	1	0.02	5	5	25	100	25	25	25	5
	6/29/2006	2	3	1	9	1	22	0.02	10	1	10	20	10	20	10	1
	08/21/2007 17:	5	6	5	5	5	5	1.00	5	5	5	5	5	5	5	5
	03/03/2008 09:	5	5	5	5	5	5	5.00	5	5	5	5	5	5	5	5
	10/20/2008 09:	5	5	5	5	5	5	0.02	5	5	5	5	5	5	5	5
DW-2	4/19/2005	1	1	1	1	5	1	0.02	5	5	25	100	25	25	25	5
	6/29/2006	27	78	16	117	3	20	0.15	10	1	10	20	10	20	10	1
	08/21/2007 17:	6	17	5	10	5	5	1.00	5	5	5	5	5	5	5	5
	03/06/2008 10:	5	5	5	5	5	5	5.00	5	5	5	298	5	5	5	5
	10/20/2008 09:	5	5	5	5	5	5	0.02	5	5	5	357	5	5	5	5
DW-3	4/19/2005	350	360	64	220	5	230	0.06	5	17	25	100	850	75	95	5
	4/19/2005	350	360	64	220	5	230	0.06	5	17	25	100	850	75	95	5
	08/21/2007 11:	8170	31000	1900	11200	62	895	1.00	5	5	5	5	6100	5	5	380
	03/06/2008 14:	5	23	5	28	5	5	5.00	5	5	5	5	5	5	5	5
	10/20/2008 13:	22	92	10	97	5	17	0.02	5	5	5	398	5	5	5	5
DW-4	4/19/2005	74	380	102	524	48	12	1.46	5	5	50	500	150	50	50	25
	6/29/2006	1	1	1	2	110	6	0.30	10	1	10	20	520	20	10	57
	6/29/2006	5	5	5	2	110	6	0.30	10	5	10	20	520	20	10	57
	6/29/2006	5	5	5	2	110	6	0.30	10	5	10	20	520	20	10	57
	10/20/2008 12:	5	5	5	5	5	5	0.02	5	5	5	453	5	5	5	5
DW-5	4/19/2005	99	240	160	600	89	1	6.10	5	5	25	100	220	25	25	5
	6/29/2006	8	97	28	149	1	77	0.02	10	1	10	20	32	20	10	1
	08/21/2007 14:	5	6	5	170	5	5	1.00	5	5	5	5	5	5	5	5
	03/06/2008 08:	35	184	58	514	6	113	5.00	5	5	5	5	5	5	5	5
	10/20/2008 15:	5	74	22	209	19	64	0.02	5	5	5	5	5	5	5	10
DW-6	4/19/2005	1	1	1	1	5	1	0.02	5	5	25	100	25	25	25	5
	7/11/2006	2	9	3	17	1	10	0.02	10	1	10	20	10	20	10	1
	08/13/2007 00:	5	5	5	5	5	5	1.00	5	5	5	5	5	5	5	5
	03/06/2008 09:	5	6	5	17	5	11	5.00	5	5	5	203	5	5	5	5
	10/21/2008 09:	5	5	5	15	5	9	0.02	5	5	5	5	5	5	5	5
DW-7	4/19/2005	40	2	2	2	10	20	0.14	10	10	50	200	300	50	50	16
	7/13/2006	4	9	3	13	2	6	0.02	10	1	10	20	20	20	10	2
	08/14/2007 00:	5	5	5	5	5	5	1.00	5	5	5	5	5	5	5	5
	03/11/2008 00:	5	5	5	5	5	5	5.00	5	5	5	5	5	5	5	5
	10/21/2008 13:	5	5	5	5	5	5	0.02	5	5	5	5	5	5	5	5
DW-8	4/19/2005	1	1	1	1	5	1	0.02	5	5	25	100	25	25	25	5
	7/13/2006	1	5	1	6	1	2	0.02	10	1	10	20	10	20	10	1
	08/14/2007 00:	6	9	5	5	5	5	1.00	5	5	5	5	5	5	5	5
	03/11/2008 00:	5	5	5	5	5	5	5.00	5	5	5	5	5	5	5	5
	10/21/2008 11:	5	5	5	5	5	5	0.02	5	5	5	5	5	5	5	5
DW-9	4/19/2005	1	1	1	1	5	1	0.02	5	5	25	100	25	25	25	5
	7/13/2006	2	4	2	6	1	6	0.02	10	1	10	20	10	20	10	1
	7/13/2006	2	4	2	6	5	6	0.02	10	1	10	20	10	20	10	5
	03/11/2008 00:	5	5	5	5	5	5	5.00	5	5	5	5	5	5	5	5
	10/21/2008 11:	5	5	5	5	5	6	0.02	5	5	5	5	5	5	5	5
SW-1	4/19/2005	370	110	41	100	9	160	0.02	5	10	25	370	25	25	50	74
	7/13/2006	780	1000	190	710	470	52	0.02	5	31	25	2600	25	25	50	190
	08/15/2007 00:	133	36.2	13.1	68.7	97.2	9.2	1.00	5	5	5	5	669	5	5	68.8
	03/11/2008 00:	420	43.9	35.2	68.4	84.5	7.2	5.00	5	5	67.1	5	614	5	5	5
	10/21/2008 13:	229	22.9	22.2	38.9	54.3	19.8	0.02	5	5	442	5	367	5	5	42.9

Cloud's Chevron/University Mart Groundwater Potentiometric Data						
Well	Date	TOC Elevation	TOC to GW	TOC to FP	FP Thickness	GW Elevation
MW-1	4/19/2005	93.89				
	6/29/2006	93.89	17.98			75.91
	08/14/2007 0(	93.89	17.25	0.00		76.64
Dry Well	8/14/2007	93.89	0.00	0.00		93.89
Dry Well	Dry	93.89	0.00	0.00		93.89
MW-2	4/19/2005	94.70				93.89
	6/29/2006	94.70	22.91			71.79
	08/21/2007 17	94.70	19.80	0.00		74.90
Dry Well	8/21/2007	94.70	0.00	0.00		94.70
Dry Well	8/21/2007	94.70	0.00	0.00		94.70
MW-3	4/19/2005	94.45				94.70
	6/29/2006	94.45	24.88	21.30	3.58	69.57
	8/21/2007	94.45	16.50	0.00		77.95
	3/3/2008	94.45	23.20	0.00		71.25
	10/20/2008 09	94.45	23.00	0.00		71.45
MW-4	4/19/2005	94.85				94.45
	6/29/2006	94.85	26.24			68.61
	8/14/2007	94.85	20.10	0.00		74.75
	3/3/2008	94.85	46.30	0.00		48.55
	10/20/2008 10	94.85	21.90	0.00		72.95
MW-5	4/19/2005	95.26				94.85
	6/29/2006	95.26	23.34			71.92
	8/14/2007	95.26	0.00	0.00		95.26
	3/3/2008	95.26	15.70	0.00		79.56
	1/0/1900	95.26	0.00	0.00		95.26
MW-6	4/19/2005	94.96				95.26
	6/29/2006	94.96	24.09			70.87
	8/21/2007	94.96	24.51	0.00		70.45
	3/3/2008	94.96	23.55	0.00		71.41
	10/20/2008 10	94.96	25.60	0.00		69.36
MW-7	4/19/2005	95.93				94.96
	6/29/2006	95.93	24.29			71.64
	8/14/2007	95.93	0.00	0.00		95.93
	3/3/2008	95.93	25.10	0.00		70.83
	10/20/2008 10	95.93	24.90	0.00		71.03
MW-8	4/19/2005	94.79				95.93
	6/29/2006	94.79	20.28			74.51
	8/21/2007	94.79	19.50	0.00		75.29
	3/3/2008	94.79	21.80	0.00		72.99
	10/21/2008 10	94.79	21.50	0.00		73.29
MW-9	4/19/2005	92.30				92.30
	7/11/2006	92.30	28.93	28.65	0.28	63.37
	7/11/2006	92.30	0.00	0.00		92.30
	7/11/2006	92.30	0.00	0.00		92.30
	1/0/1900	92.30	0.00	0.00		92.30
MW-10**	4/19/2005	85.98				85.98
	4/29/2006	85.98				85.98
	08/14/2007 0(	85.98	12.91	0.00		73.07
	8/14/2007	85.98	21.00	19.40	0.60	64.98
	10/21/2008 12	85.98	19.10	0.00	0.60	66.88
MW-11	4/19/2005	88.46				85.98
	7/11/2006	88.46	20.49			67.97
	8/14/2007	88.46	23.30	0.00		65.16
	3/11/2008	88.46	21.50	0.00		66.96
	10/21/2008 12	88.46	21.50	0.00		66.96
MW-12	4/19/2005	72.80				88.46
	7/13/2006	72.80				72.80
	8/14/2007	72.80	5.23	0		67.57
	3/11/2008	72.80	6.60	0		66.20
	10/21/2008 13	72.80	6.30	0.00		66.50

MW-13	4/19/2005	80.44				72.80
	7/11/2006	80.44	13.05			67.39
	8/14/2007	80.44	12.71	0		67.73
	3/11/2008	80.44	13.85	0		66.59
	10/21/2008 14	80.44	14.10	0.00		66.34
MW-15**	4/1/1905					
	6/29/2006	86.44				80.44
	8/14/2007	86.44				86.44
	3/11/2008	86.44	19.50	0		66.94
	10/21/2008 14	86.44	19.00	0.00		67.44
MW-16	4/19/2005	88.19				86.44
	7/11/2006	88.19	19.50	19.48	0.02	68.69
	8/14/2007	88.19	25.47	0		62.72
	3/6/2008	88.19	20.00	0		68.19
	10/22/2008 08	88.19	21.00	0.00		67.19
MW-17	4/19/2005	92.45				92.45
	7/11/2006	92.45	24.42	24.38	0.04	68.03
	08/14/2007 00	92.45	23.82	0		68.63
	8/14/2007	92.45	25.70	25.5	0.2	66.75
	10/22/2008 08	92.45	25.70	0.00	0.2	66.75
MW-18**	4/19/2005	94.81				94.81
	6/29/2006	94.81				94.81
	8/16/2007	94.81	25.84	0		68.97
	8/16/2007	94.81	24.90	24.8	0.1	69.91
	10/20/2008 14	94.81	27.70	0.00	0.1	67.11
MW-19	4/19/2005	93.96				93.96
	7/11/2006	93.96	25.89	25.7	0.19	68.07
	08/21/2007 09	93.96	25.43	0		68.53
	8/21/2007	93.96	26.62	26.28	0.34	67.34
	10/20/2008 14	93.96	25.50	0.00	0.34	68.46
MW-20	4/19/2005	94.12				93.96
	6/29/2006	94.12	22.76			71.36
	6/29/2006	94.12	0.00	0		94.12
	6/29/2006	94.12	0.00	0		94.12
	10/20/2008 12	94.12	27.70	0.00		66.42
MW-22	4/19/2005	94.25				94.12
	6/29/2006	94.25	21.54			72.71
	8/21/2007	94.25	21.20	0		73.05
	3/3/2008	94.25	22.65	0		71.60
	10/20/2008 12	94.25	22.50	0.00		71.75
MW-23	4/19/2005	94.43				94.25
	6/29/2006	94.43	21.79			72.64
	8/21/2007	94.43	26.40	0		68.03
	3/3/2008	94.43	27.70	0		66.73
	10/20/2008 13	94.43	22.10	0.00		72.33
MW-24**	4/19/2005	93.94				94.43
	4/19/2005	93.94				93.94
	8/21/2007	93.94	46.20	0		47.74
	3/3/2008	93.94	25.90	0		68.04
	10/20/2008 13	93.94	26.00	0.00		67.94
MW-25	4/19/2005	93.09				93.94
	6/29/2006	93.09	20.70			72.39
	8/21/2007	93.09	0.00	0		93.09
	3/3/2008	93.09	27.00	0		66.09
	10/20/2008 11	93.09	21.80	0.00		71.29
MW-26	4/19/2005	95.96				93.09
	6/29/2006	95.96	22.68			73.28
	8/21/2007	95.96	18.26	0		77.70
	3/3/2008	95.96	24.10	0		71.86
	1/0/1900	95.96	0.00	0.00		95.96
MW-27**	4/19/2005	91.40				95.96
		91.40				91.40
	8/21/2007	91.40	16.20	0		75.20
	3/3/2008	91.40	16.30	0		75.10
	10/20/2008 11	91.40	17.50	0.00		73.90

MW-28	4/19/2005	91.46				91.40
	6/29/2006	91.46	18.42			73.04
	8/15/2007	91.46	18.53	0		72.93
	3/3/2008	91.46	19.30	0		72.16
	10/20/2008 11	91.46	20.10	0.00		71.36
MW-29	4/19/2005	91.09				91.46
	6/29/2006	91.09	19.57			71.52
	8/15/2007	91.09	29.33	0		61.76
	3/3/2008	91.09	20.09	0		71.00
	10/20/2008 10	91.09	19.70	0.00		71.39
MW-30	4/19/2005	92.77				91.09
	6/29/2006	92.77	23.34			69.43
	8/21/2007	92.77	22.90	0		69.87
	3/3/2008	92.77	24.20	0		68.57
	10/20/2008 14	92.77	23.95	0.00		68.82
MW-31	4/19/2005	95.20				92.77
	6/29/2006	95.20	27.14			68.06
		95.20	0.00	0		95.20
	3/11/2008	95.20	28.15	0		67.05
	1/0/1900	95.20	0.00	0.00		95.20
MW-32	4/19/2005	92.87				95.20
	6/29/2006	92.87	23.51			69.36
	8/21/2007	92.87	22.91	0		69.96
	8/21/2007	92.87	0.00	0		92.87
	10/20/2008 14	92.87	24.15	0.00		68.72
MW-33	4/19/2005	93.84				92.87
	6/29/2006	93.84	25.71			68.13
	8/21/2007	93.84	25.50	0		68.34
	3/3/2008	93.84	26.85	0		66.99
	10/20/2008 14	93.84	24.00	0.00		69.84
MW-34	4/19/2005	94.77				93.84
	6/29/2006	94.77	26.55			68.22
	8/21/2007	94.77	26.27	0		68.50
	3/6/2008	94.77	27.65	0		67.12
	10/20/2008 15	94.77	27.35	0.00		67.42
MW-35	4/19/2005	93.71				94.77
	7/11/2006	93.71	25.60	25.03	0.57	68.11
	8/21/2007	93.71	25.53	0		68.18
	3/6/2008	93.71	26.10	0		67.61
	10/20/2008 15	93.71	26.70	0.00		67.01
MW-36	4/19/2005	93.89				93.71
	6/29/2006	93.89	25.28			68.61
	8/21/2007	93.89	24.85	0		69.04
	3/3/2008	93.89	24.90	0		68.99
	10/20/2008 00	93.89	26.05	0.00		67.84
MW-37	4/19/2005	93.78				93.89
	6/29/2006	93.78	25.78			68.00
	08/21/2007 15	93.78	26.05	0.00		67.73
	3/6/2008	93.78	26.90	0.00		66.88
	10/20/2008 14	93.78	26.80	0.00		66.98
MW-38	4/19/2005	95.53				93.78
	7/11/2006	95.53	27.20			68.33
	8/13/2007	95.53	0.00	0		95.53
	3/6/2008	95.53	28.30	0		67.23
	10/20/2008 14	95.53	28.20	0.00		67.33
MW-39	4/19/2005	96.19				95.53
	7/11/2006	96.19	27.92			68.27
	8/13/2007	96.19	0.00	0		96.19
	3/6/2008	96.19	29.45	0		66.74
	10/20/2008 08	96.19	29.35	0.00		66.84
MW-40	4/19/2005	95.69				96.19
	7/11/2006	95.69	27.88			67.81
	8/13/2007	95.69	0.00	0		95.69
	8/13/2007	95.69	0.00	0		95.69
	10/20/2008 08	95.69	29.10	0.00		66.59

MW-41	4/19/2005	94.85				95.69
	7/11/2006	94.85	27.31			67.54
	8/15/2007	94.85	25.70	0		69.15
	3/6/2008	94.85	28.60	0		66.25
	10/20/2008 09	94.85	28.60	0.00		66.25
MW-42	4/19/2005	95.81				94.85
	7/11/2006	95.81	29.98			65.83
	8/13/2007	95.81	0.00	0		95.81
	3/6/2008	95.81	29.30	0		66.51
	10/20/2008 09	95.81	29.30	0.00		66.51
MW-43	4/19/2005	95.15				95.81
	7/11/2006	95.15	26.61			68.54
	8/21/2007	95.15	26.45	0		68.70
	3/6/2008	95.15	27.80	0		67.35
	10/20/2008 09	95.15	27.70	0.00		67.45
MW-44	4/19/2005	94.57				95.15
	7/11/2006	94.57	25.29			69.28
	8/14/2007	94.57	24.88	0		69.69
	3/6/2008	94.57	26.50	0		68.07
	10/22/2008 10	94.57	26.30	0.00		68.27
MW-45	4/19/2005	92.51				94.57
	7/11/2006	92.51	24.72			67.79
	8/14/2007	92.51	23.41	0		69.10
	3/6/2008	92.51	25.10	0		67.41
	10/22/2008 09	92.51	24.90	0.00		67.61
MW-46	4/19/2005	94.50				92.51
	7/11/2006	94.50	25.96			68.54
	8/14/2007	94.50	25.48	0		69.02
	3/6/2008	94.50	25.00	0		69.50
	10/22/2008 09	94.50	27.10	0.00		67.40
MW-47	4/19/2005	92.44				94.50
	7/11/2006	92.44	23.91			68.53
	8/14/2007	92.44	23.40	0		69.04
	3/6/2008	92.44	25.00	0		67.44
	10/22/2008 08	92.44	25.00	0.00		67.44
MW-48	4/19/2005	89.95				92.44
	7/11/2006	89.95	20.90			69.05
	8/14/2007	89.95	20.40	0		69.55
	3/6/2008	89.95	21.50	0		68.45
	10/22/2008 08	89.95	29.05	0.00		60.90
MW-49	4/19/2005	88.18				89.95
	7/11/2006	88.18	18.56			69.62
	8/14/2007	88.18	18.40	0		69.78
	3/6/2008	88.18	19.80	0		68.38
	10/22/2008 09	88.18	19.60	0.00		68.58
MW-50	4/19/2005	84.09				88.18
	7/11/2006	84.09	14.72			69.37
	8/14/2007	84.09	15.43	0		68.66
	3/6/2008	84.09	16.70	0		67.39
	10/22/2008 09	84.09	17.40	0.00		66.69
MW-51	4/19/2005	93.91				84.09
	7/11/2006	93.91	24.81			69.10
	8/14/2007	93.91	24.22	0		69.69
	3/11/2008	93.91	25.50	0		68.41
	10/21/2008 12	93.91	26.00	0.00		67.91
MW-52	4/19/2005	90.21				90.21
	7/11/2006	90.21	22.22			67.99
	08/14/2007 00	90.21	21.89	0		68.32
	8/14/2007	90.21	0.00	0		90.21
	1/0/1900	90.21	0.00	0.00		90.21
MW-53	4/19/2005	79.60				90.21
	7/11/2006	79.60	11.92			67.68
	8/14/2007	79.60	11.45	0		68.15
	3/11/2008	79.60	12.40	0		67.20
	10/21/2008 14	79.60	12.70	0.00		66.90

MW-54	4/19/2005	77.58				79.60
	7/11/2006	77.58				77.58
	8/14/2007	77.58	12.14	0		65.44
	3/11/2008	77.58	12.30	0		65.28
	10/21/2008 14	77.58	12.80	0.00		64.78
MW-55	4/19/2005	71.22				77.58
	7/11/2006	71.22				71.22
	8/14/2007	71.22	3.93	0		67.29
	3/11/2008	71.22	4.43	0		66.79
	10/21/2008 12	71.22	4.80	0.00		66.42
MW-56	4/19/2005	76.39				71.22
	7/13/2006	76.39				76.39
	8/14/2007	76.39	9.13	0		67.26
	3/11/2008	76.39	9.55	0		66.84
	10/21/2008 13	76.39	9.90	0.00		66.49
MW-57	4/19/2005	67.20				76.39
	7/13/2006	67.20				67.20
	08/14/2007 00	67.20	15.60	0		51.60
	8/14/2007	67.20	0.00	0		67.20
	10/21/2008 15	67.20	1.70	0.00		65.50
MW-58	4/19/2005	76.37				67.20
	7/13/2006	76.37				76.37
		76.37	0.00	0		76.37
	3/11/2008	76.37	7.10	0		69.27
	10/21/2008 11	76.37	7.70	0.00		68.67
MW-59	4/19/2005	68.02				76.37
	7/13/2006	68.02				68.02
	8/14/2007	68.02	5.29	0		62.73
	3/11/2008	68.02	4.80	0		63.22
	10/21/2008 15	68.02	5.50	0.00		62.52
MW-60**	4/19/2005	67.94				68.02
		67.94				67.94
		67.94	0.00	0		67.94
	3/11/2008	67.94	5.80	0		62.14
	10/21/2008 13	67.94	6.80	0.00		61.14
MW-61	4/19/2005	91.00				67.94
	7/11/2006	91.00	20.89			70.11
	8/15/2007	91.00	0.00	0		91.00
	3/6/2008	91.00	23.05	0		67.95
	1/0/1900	91.00	26.40	0.00		64.60
MW-62	4/19/2005	94.05				91.00
	7/17/2006	94.05	24.49			69.56
	8/15/2007	94.05	25.40	0		68.65
	3/6/2008	94.05	26.20	0		67.85
	10/21/2008 10	94.05	27.10	0.00		66.95
MW-63	4/19/2005	94.65				94.05
	7/11/2006	94.65	25.78			68.87
	8/15/2007	94.65	26.00	0		68.65
	3/6/2008	94.65	27.05	0		67.60
	10/21/2008 10	94.65	28.50	0.00		66.15
MW-64	4/19/2005	94.36				94.65
	7/11/2006	94.36	27.08			67.28
	8/15/2007	94.36	27.90	0		66.46
	3/6/2008	94.36	28.50	0		65.86
	10/21/2008 10	94.36	28.10	0.00		66.26
MW-65**	4/19/2005	94.04				94.36
		94.04				94.04
	8/14/2007	94.04	26.94	0		67.10
	3/6/2008	94.04	28.10	0		65.94
	10/21/2008 10	94.04	29.30	0.00		64.74
MW-66		95.25				94.04
	7/11/2006	95.25	28.09			67.16
	8/15/2007	95.25	0.00	0		95.25
	3/3/2008	95.25	29.35	0		65.90
	10/21/2008 09	95.25	29.40	0.00		65.85

MW-67	4/19/2005	96.10				95.25
	7/11/2006	96.10	28.21			67.89
	8/13/2007	96.10	0.00	0		96.10
	3/3/2008	96.10	29.40	0		66.70
	10/21/2008 08	96.10	28.10	0.00		68.00
MW-68	4/19/2005	94.02				96.10
	7/11/2006	94.02	26.81			67.21
	8/15/2007	94.02	27.00	0		67.02
	3/3/2008	94.02	28.10	0		65.92
	10/21/2008 10	94.02	28.70	0.00		65.32
MW-69	4/19/2005	94.36				94.02
	7/11/2006	94.36	27.18			67.18
	8/15/2007	94.36	27.40	0		66.96
	3/3/2008	94.36	28.75	0		65.61
	10/21/2008 10	94.36	29.10	0.00		65.26
MW-70	4/19/2005	95.49				94.36
	7/11/2006	95.49	25.88			69.61
	8/15/2007	95.49	27.40	0		68.09
	3/6/2008	95.49	29.20	0		66.29
	10/21/2008 09	95.49	22.50	0.00		72.99
MW-5aR	4/19/2005	94.18				95.49
	6/29/2006	94.18	21.51			72.67
	8/21/2007	94.18	22.35	0		71.83
	3/3/2008	94.18	22.65	0		71.53
	10/20/2008 12	94.18	22.50	0.00		71.68
PW-1R	4/19/2005	93.75				94.18
	6/29/2006	93.75	24.61			69.14
		93.75	0.00	0		93.75
	3/6/2008	93.75	25.50	0		68.25
	10/20/2008 13	93.75	0.00	0.00		93.75
RW-1R	4/19/2005	93.66				93.75
	6/29/2006	93.66	25.67			67.99
	8/21/2007	93.66	22.45	0		71.21
	3/6/2008	93.66	26.60	0		67.06
	1/0/1900	93.66	0.00	0.00		93.66
DW-1	4/19/2005	94.66				93.66
	6/29/2006	94.66	49.50			45.16
	8/21/2007	94.66	26.00	0		68.66
	3/3/2008	94.66	47.25	0		47.41
	10/20/2008 09	94.66	0.00	0.00		94.66
DW-2	4/19/2005	94.02				94.66
	6/29/2006	94.02	45.23			48.79
	8/21/2007	94.02	22.60	0		71.42
	3/6/2008	94.02	47.20	0		46.82
	10/20/2008 09	94.02	46.90	0.00		47.12
DW-3**	4/9/2005	93.75				94.02
		93.75				93.75
	8/21/2007	93.75	21.60	0		72.15
	3/6/2008	93.75	46.70	0		47.05
	10/20/2008 13	93.75	26.45	0		67.30
DW-4	4/19/2005	93.79				93.75
	6/29/2006	93.79	45.69			48.10
		93.79	0.00	0		93.79
	6/29/2006	93.79	0.00	0		93.79
	10/20/2008 12	93.79	27.50	0		66.29
DW-5	4/19/2005	93.74				93.79
	6/29/2006	93.74	12.43			81.31
	8/21/2007	93.74	45.80	0		47.94
	3/6/2008	93.74	45.70	0		48.04
	10/20/2008 15	93.74	46.50	0		47.24
DW-6	4/19/2005	95.90				93.74
	7/11/2006	95.90	46.81			49.09
	8/13/2007	95.90	0.00	0		95.90
	3/6/2008	95.90	47.75	0		48.15
	10/21/2008 09	95.90	48.30	0		47.60

DW-7	4/19/2005	72.79				95.90
	7/13/2006	72.79				72.79
	8/14/2007	72.79	23.30	0		49.49
	3/11/2008	72.79	26.35	0		46.44
	10/21/2008 13	72.79	28.80	0		43.99
DW-8	4/19/2005	68.63				72.79
	7/13/2006	68.63				68.63
	8/14/2007	68.63	22.30	0		46.33
	3/11/2008	68.63	22.90	0		45.73
	10/21/2008 11	68.63	23.60	0		45.03
DW-9	4/19/2005	76.47				68.63
	7/13/2006	76.47				76.47
		76.47	0.00	0		76.47
	3/11/2008	76.47	27.00	0		49.47
	10/21/2008 11	76.47	27.70	#REF!		48.77
SW-1						

Clouds Chevron CoC Mass Reduction Calculations

Well		Benzene	Toluene	Ethylbenzene	Xylene	MTBE	Naphthalene	EDB	ETBE	TAME	TBA	Ethanol	TAA	TBF	ETBA	DIPE	Initial>SSTL	Subsequent>SSTL
MW-2	Initial 11/16/2005	5900	11000	1800	12000	3200	570	39	130	130	630	2500	2800	630	630	250		
	SSTL	-77	-11000	-1800	-12000	-1256	-91	-6.5	-130	-130	-630	-2500	-1900	-630	-630	-250		
	Initial>SSTL	5823	0	0	0	1944	479	32.5	0	0	0	0	900	0	0	0	9178.5	
8/21/2007	Subsequent	6	13	5	5	5	5	1	5	5	5	5	5	5	5	5		
	Subsequent>SSTL	0	0	0	0	0	0	0	0	0	0	0	0	0	0	0		0
		Benzene	Toluene	Ethylbenzene	Xylene	MTBE	Naphthalene	EDB	ETBE	TAME	TBA	Ethanol	TAA	TBF	ETBA	DIPE		
MW-3	Initial 11/16/2005	15000	27000	3500	19000	37000	1500	230	250	540	1300	5000	12000	1300	1300	1100		
	SSTL	-111	-27000	-3500	-19000	-1976	-108	-12	-250	-540	-1300	-5000	-2499	-1300	-1300	-1100		
	Initial>SSTL	14889	0	0	0	35024	1392	218	0	0	0	0	9501	0	0	0	61024	
10/20/2008	Subsequent	5	5	5	105	1890	713	6	5	5	5	5	2210	5	5	5		
	Subsequent>SSTL	0	0	0	0	0	605	0	0	0	0	0	0	0	0	0		605
		Benzene	Toluene	Ethylbenzene	Xylene	MTBE	Naphthalene	EDB	ETBE	TAME	TBA	Ethanol	TAA	TBF	ETBA	DIPE		
MW-5	Initial 11/16/2005	100	3600	2300	8300	100	710	500	500	2500	10000	2500	2500	2500	500	87		
	SSTL	-87	-3600	-2300	-8300	-100	-96	-0.84	-500	-500	-2500	-10000	-2082	-2500	-2500	-500		
	Initial>SSTL	13	0	0	0	0	614	499.16	0	2000	7500	0	418	0	0	0	11044.16	
3/3/2008	Subsequent	5	5	5	5	92	9	0	5	5	5	275	5	5	5	5		
	Subsequent>SSTL	0	0	0	0	0	0	0	0	0	0	0	0	0	0	0		0
		Benzene	Toluene	Ethylbenzene	Xylene	MTBE	Naphthalene	EDB	ETBE	TAME	TBA	Ethanol	TAA	TBF	ETBA	DIPE		
MW-6	Initial 11/16/2005	13	1	1	60	1	5	0.02	5	5	25	100	25	25	25	5		
	SSTL	-13	-1	-1	-60	-1	-5	-0.02	-5	-5	-25	-100	-25	-25	-25	-5		
	Initial>SSTL	0	0	0	0	0	0	0	0	0	0	0	0	0	0	0		
10/20/2008	Subsequent	5	5	5	5	2560	5	0	5	5	5	5	5	5	5	5	0	
	Subsequent>SSTL	0	4	4	0	2559	0	0.14	0	0	0	0	0	0	0	0		2567.14
		Benzene	Toluene	Ethylbenzene	Xylene	MTBE	Naphthalene	EDB	ETBE	TAME	TBA	Ethanol	TAA	TBF	ETBA	DIPE		
MW-9	Initial 11/16/2005	3100	9800	2100	11000	10	1000	0.15	50	50	250	1000	250	250	250	71		
	SSTL	-35	-7134	-2100	-11000	-10	-68	-0.15	-50	-50	-250	-1000	-250	-250	-250	-71		
	Initial>SSTL	3065	2666	0	0	0	932	0	0	0	0	0	0	0	0	0	6663	
1/0/1900	Subsequent	0	0	0	0	0	0	0	0	0	0	0	0	0	0	0		
	Subsequent>SSTL	0	0	0	0	0	0	0	0	0	0	0	0	0	0	0		0
		Benzene	Toluene	Ethylbenzene	Xylene	MTBE	Naphthalene	EDB	ETBE	TAME	TBA	Ethanol	TAA	TBF	ETBA	DIPE		
MW-10	Initial 11/16/2005	12000	17000	2700	13000	540	990	0.23	130	230	630	2500	630	630	630	1700		
	SSTL	-24	-17000	-2700	-13000	-294	-53	-0.23	-130	-230	-630	-2500	-630	-630	-630	-1700		
	Initial>SSTL	11976	0	0	0	246	937	0	0	0	0	0	0	0	0	0	13159	
10/21/2008	Subsequent	7870	23000	2180	11400	5	5	0	5	5	5	5	5	5	5	5		
	Subsequent>SSTL	7846	6000	0	0	0	0	0.01	0	0	0	0	0	0	0	0		13846.01
		Benzene	Toluene	Ethylbenzene	Xylene	MTBE	Naphthalene	EDB	ETBE	TAME	TBA	Ethanol	TAA	TBF	ETBA	DIPE		
MW-11	Initial 11/16/2005	25	230	25	25	25	130	0.02	130	130	630	2500	630	630	630	130		
	SSTL	-25	-230	-25	-25	-25	-70	-0.02	-130	-130	-630	-2500	-630	-630	-630	-130		
	Initial>SSTL	0	0	0	0	0	60	0	0	0	0	0	0	0	0	0	60	
10/21/2008	Subsequent	31	5	7	5	5	5	0	5	5	118	550	2330	5	5	5		
	Subsequent>SSTL	5.9	0	0	0	0	0	0	0	0	0	0	1700	0	0	0		1705.9
		Benzene	Toluene	Ethylbenzene	Xylene	MTBE	Naphthalene	EDB	ETBE	TAME	TBA	Ethanol	TAA	TBF	ETBA	DIPE		
MW-12	Initial 11/16/2005	25	230	25	25	25	130	0.02	5	5	25	100	25	25	25	5		
	SSTL	-9	-230	-25	-25	-25	-33	-0.02	-5	-5	-25	-100	-25	-25	-25	-5		
	Initial>SSTL	16	0	0	0	0	97	0	0	0	0	0	0	0	0	0	113	
10/21/2008	Subsequent	5	5	5	5	5	5	0	5	5	5	5	5	5	5	5		
	Subsequent>SSTL	0	0	0	0	0	0	0	0	0	0	0	0	0	0	0		0
		Benzene	Toluene	Ethylbenzene	Xylene	MTBE	Naphthalene	EDB	ETBE	TAME	TBA	Ethanol	TAA	TBF	ETBA	DIPE		
MW-15	Initial 11/16/2005	210	520	230	720	1	190	0.02	5	5	25	100	25	25	330	5.4		
	SSTL	-16	-520	-230	-720	-1	-45	-0.02	-5	-5	-25	-100	-25	-25	-330	-5.4		
	Initial>SSTL	194	0	0	0	0	145	0	0	0	0	0	0	0	0	0	339	
10/21/2008	Subsequent	312	3260	764	5790	5	621	0	5	5	5	5	5	5	5	5		
	Subsequent>SSTL	296	2740	534	5070	4	576	0	0	0	0	0	0	0	0	0		9220
		Benzene	Toluene	Ethylbenzene	Xylene	MTBE	Naphthalene	EDB	ETBE	TAME	TBA	Ethanol	TAA	TBF	ETBA	DIPE		
MW-17	Initial 11/16/2005	3500	28000	3600	20000	200	1800	0.02	1000	1000	5000	20000	5000	5000	5000	1000		
	SSTL	-32	-6631	-3600	-20000	-200	-66	-0.02	-1000	-263	-5000	-20000	-773	-5000	-5000	-1000		
	Initial>SSTL	3468	21369	0	0	0	1734	0	0	737	0	0	4227	0	0	0	31535	
10/22/2008	Subsequent	2250	24800	3580	32100	5	2370	0	5	5	5	5	5	5	5	5		
	Subsequent>SSTL	2218	18169	0	12100	0	2304	0.37	0	0	0	0	0	0	0	0		34791.37
		Benzene	Toluene	Ethylbenzene	Xylene	MTBE	Naphthalene	EDB	ETBE	TAME	TBA	Ethanol	TAA	TBF	ETBA	DIPE		
MW-18	Initial 11/16/2005	18000	37000	3200	17000	6400	1300	1.6	1000	1000	5000	20000	5000	5000	5000	2800		
	SSTL	-40	-19326	-3200	-17000	-4260	-348	-1.6	-1000	-1000	-5000	-20000	-938	-5000	-5000	-2800		
	Initial>SSTL	17960	17674	0	0	2140	952	0	0	0	0	0	4062	0	0	0	42788	
10/20/2008	Subsequent	9470	23600	3060	17200	4270	1770	6	5	5	5	5	5	5	5	1740		
	Subsequent>SSTL	9430	4274	0	200	10	1422	4.7	0	0	0	0	0	0	0	0		15340.7
		Benzene	Toluene	Ethylbenzene	Xylene	MTBE	Naphthalene	EDB	ETBE	TAME	TBA	Ethanol	TAA	TBF	ETBA	DIPE		
MW-19	Initial 11/16/2005	23000	48000	3600	20000	4200	1300	1.7	1000	1000	5000	20000	5000	5000	5000	2300		
	SSTL	-54	-11081	-3600	-20000	-4200	-86	-1.7	-1000	-320	-5000	-20000	-1065	-5000	-5000	-2300		
	Initial>SSTL	22946	36919	0	0	0	1214	0	0	680	0	0	3935	0	0	0	65694	
10/20/2008	Subsequent	6680	24300	2540	20700	1750	1650	41	5	5	5	5	5	5	5	5		
	Subsequent>SSTL	6626	13219	0	700	0	1564	38.8	0	0	0	0	0	0	0	0		22147.8

		Benzene	Toluene	Ethylbenzene	Xylene	MTBE	Naphthalene	EDB	ETBE	TAME	TBA	Ethanol	TAA	TBF	ETBA	DIPE		
MW-20	Initial 11/16/2005	19000	36000	3200	18000	7200	1400	0.02	1000	1000	5000	20000	5000	5000	5000	2800		
	SSTL	-83	-17249	-3200	-18000	-7200	-108	-1000	-381	-5000	-20000	-1403	-5000	-5000	-5000	-2800		
	Initial>SSTL	18917	18751	0	0	0	1292	0	619	0	0	18597	0	0	0	0	58176	
10/20/2008	Subsequent	2710	19700	1730	13100	198	1090	0	5	5	5	5	6100	5	5	171		
	Subsequent>SSTL	2627	2451	0	0	0	982	0	0	0	0	0	1100	0	0	0		7160
		Benzene	Toluene	Ethylbenzene	Xylene	MTBE	Naphthalene	EDB	ETBE	TAME	TBA	Ethanol	TAA	TBF	ETBA	DIPE		
MW-22	Initial 11/16/2005	24000	39000	5000	27000	780	4600	0.02	1000	1000	5000	20000	5000	5000	5000	1900		
	SSTL	-90	-18572	-5000	-27000	-780	-112	-0.02	-1000	-392	-5000	-20000	-1469	-5000	-5000	-1900		
10/20/2008	Subsequent	2750	30600	5440	27900	5	2510	0	5	5	5	5	3531	0	0	0	52965	
	Subsequent>SSTL	2660	12028	440	900	0	2398	0	0	0	0	0	5	5	5	5		
		Benzene	Toluene	Ethylbenzene	Xylene	MTBE	Naphthalene	EDB	ETBE	TAME	TBA	Ethanol	0	0	0	0		18426
MW-23	Initial 11/16/2005	8100	19000	1800	9700	1600	1000	1.3	56	1000	25	100	TAA	TBF	ETBA	DIPE		
	SSTL	-72	-14880	-1800	-9700	-1600	-100	-1.3	-56	-359	-25	-100	25	25	5000	1000		
	Initial>SSTL	8028	4120	0	0	0	900	0	0	641	0	0	-25	-25	-5000	-1000		
10/20/2008	Subsequent	9740	26000	2940	18000	1550	1490	0	5	5	5	5	0	0	0	0	13689	
	Subsequent>SSTL	9668	11120	1140	8300	0	1390	0	0	0	0	0	5	5	5	1370		
		Benzene	Toluene	Ethylbenzene	Xylene	MTBE	Naphthalene	EDB	ETBE	TAME	TBA	Ethanol	0	0	0	370		31988
MW-24	Initial 11/16/2005	1340	1520	98	1730	610	66.5	26.3	1	60	10	100	TAA	TBF	ETBA	DIPE		
	SSTL	-54	-1520	-98	-1730	-610	-66.5	-8	-1	-60	-10	-100	4890	10	1150	449		
	Initial>SSTL	1286	0	0	0	0	0	18.3	0	0	0	0	-1065	-10	-1150	-449		
10/20/2008	Subsequent	5	17	5	16	5	5	0.02	5	5	5	5	3825	0	0	0	5129.3	
	Subsequent>SSTL	0	0	0	0	0	0	0	4	0	0	0	5	5	5.00	5		
		Benzene	Toluene	Ethylbenzene	Xylene	MTBE	Naphthalene	EDB	ETBE	TAME	TBA	Ethanol	0	0	0	0		4
MW-25	Initial 11/16/2005	1600	6200	850	4400	17	260	0.02	5	5	25	100	TAA	TBF	ETBA	DIPE		
	SSTL	-104	-6200	-850	-4400	-17	-121	-0.02	-5	-5	-25	-100	25	25	25	110		
	Initial>SSTL	1496	0	0	0	0	139	0	0	0	0	0	-25	-25	-25	-110		
10/20/2008	Subsequent	5	2260	2080	15000	5	1090	0	5	5	5	5	0	0	0	0	1635	
	Subsequent>SSTL	0	0	1230	10600	0	969	0	0	0	0	0	5	5	5	5		
		Benzene	Toluene	Ethylbenzene	Xylene	MTBE	Naphthalene	EDB	ETBE	TAME	TBA	Ethanol	0	0	0	0		12799
MW-31	Initial 11/16/2005	20	53	21	260	1	51	0.02	5	5	25	100	TAA	TBF	ETBA	DIPE		
	SSTL	-20	-53	-21	-260	-1	-51	-0.02	-5	-5	-25	-100	25	25	25	5		
	Initial>SSTL	0	0	0	0	0	0	0	0	0	0	0	-25	-25	-120	-5		
1/0/1900	Subsequent	0	0	0	0	0	0	0	0	0	0	0	0	0	0	0	0	
	Subsequent>SSTL	0	0	0	0	0	0	0	0	0	0	0	0	0	0	0		
		Benzene	Toluene	Ethylbenzene	Xylene	MTBE	Naphthalene	EDB	ETBE	TAME	TBA	Ethanol	0	0	0	0		0
MW-32	Initial 11/16/2005	400	14000	520	18000	5	170	0.088	25	25	130	500	TAA	TBF	ETBA	DIPE		
	SSTL	-71	-14000	-520	-18000	-5	-170	-0.088	-25	-25	-130	-500	130	130	5000	25		
	Initial>SSTL	329	0	0	0	0	0	0	0	0	0	0	-130	-130	-5000	-25		
10/20/2008	Subsequent	296	911	512	2570	5	510	0	5	5	5	5	0	0	0	0	329	
	Subsequent>SSTL	225	0	0	0	0	340	0	0	0	0	0	1860	5	5	5		
		Benzene	Toluene	Ethylbenzene	Xylene	MTBE	Naphthalene	EDB	ETBE	TAME	TBA	Ethanol	1730	0	0	0		2295
MW-33	Initial 11/16/2005	410	1600	290	1400	50	100	0.02	5	5	25	500	TAA	TBF	ETBA	DIPE		
	SSTL	-53	-1600	-290	-1400	-50	-100	-0.02	-5	-5	-25	-500	130	25	500	120		
	Initial>SSTL	357	0	0	0	0	0	0	0	0	0	0	-130	-25	-500	-120		
10/20/2008	Subsequent	2570	11000	1310	8420	5	473	0	5	5	5	5	0	0	0	0	357	
	Subsequent>SSTL	2517	9400	1020	7020	0	373	0	0	0	0	0	5190	5	5	5		
		Benzene	Toluene	Ethylbenzene	Xylene	MTBE	Naphthalene	EDB	ETBE	TAME	TBA	Ethanol	5060	0	0	0		25390
MW-34	Initial 11/16/2005	250	870	180	1700	10	360	0.16	50	50	250	1000	TAA	TBF	ETBA	DIPE		
	SSTL	-35	-870	-180	-1700	-10	-301	-0.16	-50	-50	-250	-1000	5300	250	2800	50		
	Initial>SSTL	215	0	0	0	0	59	0	0	0	0	0	-870	-250	-2800	-50		
10/20/2008	Subsequent	648	5930	1350	5870	5	622	0	5	5	5	5	4430	0	0	0	4704	
	Subsequent>SSTL	613	5060	1170	4170	0	321	0	0	0	0	0	5	5	5	5		
		Benzene	Toluene	Ethylbenzene	Xylene	MTBE	Naphthalene	EDB	ETBE	TAME	TBA	Ethanol	0	0	0	0		11334
MW-35	Initial 11/16/2005	12000	22000	3200	15000	1300	1200	3.2	5	1000	5000	100	TAA	TBF	ETBA	DIPE		
	SSTL	-56	-22000	-3200	-15000	-1300	-542	-3.2	-5	-1000	-5000	-100	25	25	5000	1300		
	Initial>SSTL	11944	0	0	0	0	658	0	0	0	0	0	-25	-25	-5000	-1300		
10/20/2008	Subsequent	13100	12500	1660	8830	1770	1460	1	5	5	5	5	0	0	0	0	12602	
	Subsequent>SSTL	13044	0	0	0	470	918	0	0	0	0	0	12700	5	5	1360		
		Benzene	Toluene	Ethylbenzene	Xylene	MTBE	Naphthalene	EDB	ETBE	TAME	TBA	Ethanol	12675	0	0	60		27167
MW-36	Initial 11/16/2005	140	310	320	1400	1	120	0.02	5	5	25	100	TAA	TBF	ETBA	DIPE		
	SSTL	-85	-310	-320	-1400	-1	-120	-0.02	-5	-5	-25	-100	500	25	500	5		
	Initial>SSTL	55	0	0	0	0	0	0	0	0	0	0	-500	-25	-500	-5		
10/20/2008	Subsequent	36	136	397	320	5	238	0	5	5	5	5	0	0	0	0	55	
	Subsequent>SSTL	0	0	77	0	4	118	0	0	0	0	0	2400	5	5	5		
		Benzene	Toluene	Ethylbenzene	Xylene	MTBE	Naphthalene	EDB	ETBE	TAME	TBA	Ethanol	1900	0	0	0		2099
MW-37	Initial 11/16/2005	360	360	44	170	160	15	0.097	5	12	25	100	TAA	TBF	ETBA	DIPE		
	SSTL	-90	-360	-44	-170	-160	-15	-0.097	-5	-12	-25	-100	330	25	45	52		
	Initial>SSTL	270	0	0	0	0	0	0	0	0	0	0	-330	-25	-45	-52		
10/20/2008	Subsequent	454	459	1130	728	5	609	0	5	5	5	5	0	0	0	0	270	
	Subsequent>SSTL	364	99	1086	558	0	594	0	0	0	0	0	2370	5	5	5		
													2040	0	0	0		4741

		Benzene	Toluene	Ethylbenzene	Xylene	MTBE	Naphthalene	EDB	ETBE	TAME	TBA	Ethanol	TAA	TBF	ETBA	DIPE		
MW-39	Initial 11/16/2005	3100	17000	2600	13000	25	830	0.29	130	130	630	2500	630	630	630	130		
	SSTL	-90	-17000	-2600	-13000	-25	-830	-0.29	-130	-130	-630	-2500	-630	-630	-630	-130		
	Initial>SSTL	3010	0	0	0	0	0	0	0	0	0	0	0	0	0	0		
10/20/2008	Subsequent	506	11400	1940	10900	5	944	0	5	5	5	5	5	5	5	5	3010	
	Subsequent>SSTL	416	0	0	0	0	114	0	0	0	0	0	0	0	0	0		530
		Benzene	Toluene	Ethylbenzene	Xylene	MTBE	Naphthalene	EDB	ETBE	TAME	TBA	Ethanol	TAA	TBF	ETBA	DIPE		
MW-40	Initial 11/16/2005	840	740	690	1900	1	500	0.22	5	5	25	100	25	25	1500	25		
	SSTL	-113	-740	-690	-1900	-1	-500	-0.22	-5	-5	-25	-100	-25	-25	-1500	-25		
	Initial>SSTL	727	0	0	0	0	0	0	0	0	0	0	0	0	0	0		
10/20/2008	Subsequent	1010	16000	3920	27200	5	2630	0	5	5	5	5	5	5	5	5	727	
	Subsequent>SSTL	897	15260	3230	25300	4	2130	0	0	0	0	0	0	0	0	0		46821
		Benzene	Toluene	Ethylbenzene	Xylene	MTBE	Naphthalene	EDB	ETBE	TAME	TBA	Ethanol	TAA	TBF	ETBA	DIPE		
MW-41	Initial 11/16/2005	1	1	1	1	1	5	0.02	5	5	25	100	25	25	25	5		
	SSTL	-1	-1	-1	-1	-1	-5	-0.02	-5	-5	-25	-100	-25	-25	-25	-5		
	Initial>SSTL	0	0	0	0	0	0	0	0	0	0	0	0	0	0	0		
10/20/2008	Subsequent	1160	834	1460	1760	5	608	0	5	5	5	5	3520	5	5	58		
	Subsequent>SSTL	1159	833	1459	1759	4	603	0	0	0	0	0	3495	0	0	52.8		9364.8
		Benzene	Toluene	Ethylbenzene	Xylene	MTBE	Naphthalene	EDB	ETBE	TAME	TBA	Ethanol	TAA	TBF	ETBA	DIPE		
MW-42	Initial 11/16/2005	1	1	1	1	1	5.4	0.02	5	5	25	100	25	25	25	5		
	SSTL	-1	-1	-1	-1	-1	-5.4	-0.02	-5	-5	-25	-100	-25	-25	-25	-5		
	Initial>SSTL	0	0	0	0	0	0	0	0	0	0	0	0	0	0	0		
10/20/2008	Subsequent	5	110	303	835	5	282	0	5	5	5	5	627	5	5	5	0	
	Subsequent>SSTL	4	109	302	834	4	276.6	0	0	0	0	0	602	0	0	0		2131.6
		Benzene	Toluene	Ethylbenzene	Xylene	MTBE	Naphthalene	EDB	ETBE	TAME	TBA	Ethanol	TAA	TBF	ETBA	DIPE		
MW-47	Initial 11/16/2005	1	14	1	1	1	5	2.4	5	5	25	100	25	25	25	5		
	SSTL	-1	-14	-1	-1	-1	-5	-1	-5	-5	-25	-100	-25	-25	-25	-5		
	Initial>SSTL	0	0	0	0	0	0	1.4	0	0	0	0	0	0	0	0		
10/22/2008	Subsequent	5	24	8	96	5	37	0	5	5	5	5	5	5	5	5	1.4	
	Subsequent>SSTL	4	9.8	7.2	94.6	4	31.5	0	0	0	0	0	0	0	0	0		151.1
		Benzene	Toluene	Ethylbenzene	Xylene	MTBE	Naphthalene	EDB	ETBE	TAME	TBA	Ethanol	TAA	TBF	ETBA	DIPE		
MW-54	Initial 11/16/2005	970	2900	460	2200	1500	1100	2.7	50	50	250	1000	650	250	250	50		
	SSTL	-7	-1337	-460	-2200	-83	-29	-2.7	-50	-50	-250	-1000	-187	-250	-250	-50		
	Initial>SSTL	963	1563	0	0	1417	1071	0	0	0	0	0	463	0	0	0	5477	
10/21/2008	Subsequent	152	5	5	5	16	19	0	5	5	5	5	615	5	5	34		
	Subsequent>SSTL	145	0	0	0	0	0	0	0	0	0	0	428	0	0	0		573
		Benzene	Toluene	Ethylbenzene	Xylene	MTBE	Naphthalene	EDB	ETBE	TAME	TBA	Ethanol	TAA	TBF	ETBA	DIPE		
MW-55	Initial 11/16/2005	440	1	27	1	410	39	0.11	5	14	130	100	1400	25	82	83		
	SSTL	-11	-1	-27	-1	-103	-36	-0.05	-5	-14	-130	-100	-423	-25	-82	-83		
	Initial>SSTL	429	0	0	0	307	3	0.06	0	0	0	0	977	0	0	0	1716.06	
10/21/2008	Subsequent	5	5	5	5	73	6	0	5	5	5	5	114	5	5	11		
	Subsequent>SSTL	0	4	0	4	0	0	0	0	0	0	0	0	0	0	0		8
		Benzene	Toluene	Ethylbenzene	Xylene	MTBE	Naphthalene	EDB	ETBE	TAME	TBA	Ethanol	TAA	TBF	ETBA	DIPE		
MW-57	Initial 11/16/2005	12000	12000	2000	8200	2000	1000	3.3	1000	1000	5000	20000	8200	5000	5000	1200		
	SSTL	-6	-1944	-969	-8200	-54	-28	-0.05	-1000	-165	-1908	-20000	-287	-5000	-5000	-290		
	Initial>SSTL	11994	10056	1031	0	1946	972	3.25	0	835	3092	0	7913	0	0	910	38752.25	
10/21/2008	Subsequent	9390	10500	1650	6690	1210	681	0	5	5	5	5	9120	5	5	833		
	Subsequent>SSTL	9384	8556	681	0	1156	653	0	0	0	0	0	8833	0	0	543		29806
		Benzene	Toluene	Ethylbenzene	Xylene	MTBE	Naphthalene	EDB	ETBE	TAME	TBA	Ethanol	TAA	TBF	ETBA	DIPE		
MW-58	Initial 11/16/2005	5300	110	960	160	630	490	2	87	88	250	1000	3500	250	500	670		
	SSTL	-6	-110	-918	-160	-51	-27	-0.05	-1000	-165	-1908	-20000	-287	-5000	-5000	-290		
	Initial>SSTL	5294	0	42	0	579	463	1.95	0	0	0	0	3213	0	0	380	9972.95	
10/21/2008	Subsequent	1890	28	161	65	452	776	0	5	49	245	5	104000	5	5	400		
	Subsequent>SSTL	1884	0	0	0	401	749	0	0	0	0	0	103713	0	0	110		106857
		Benzene	Toluene	Ethylbenzene	Xylene	MTBE	Naphthalene	EDB	ETBE	TAME	TBA	Ethanol	TAA	TBF	ETBA	DIPE		
MW-64	Initial 11/16/2005	390	13	51	1	100	56	0.02	5	10	25	100	25	25	170	41		
	SSTL	-345	-13	-51	-1	-100	-56	-0.02	-5	-10	-25	-100	-25	-25	-170	-41		
	Initial>SSTL	45	0	0	0	0	0	0	0	0	0	0	0	0	0	0	45	
10/21/2008	Subsequent	5320	1860	1040	1300	1650	851	0	5	159	550	429	10500	5	5	654		
	Subsequent>SSTL	4975	1847	989	1299	1550	795	0.34	0	149	525	329	10475	0	0	613		23546.34
		Benzene	Toluene	Ethylbenzene	Xylene	MTBE	Naphthalene	EDB	ETBE	TAME	TBA	Ethanol	TAA	TBF	ETBA	DIPE		
MW-65	Initial 11/16/2005	140	31	78	88	6	45	0.02	5	5	25	100	25	25	74	14		
	SSTL	-140	-31	-78	-88	-6	-45	-0.02	-5	-5	-25	-100	-25	-25	-74	-14		
	Initial>SSTL	0	0	0	0	0	0	0	0	0	0	0	0	0	0	0	0	
10/21/2008	Subsequent	1630	626	1510	609	72	757	0	5	5	5	5	10600	5	5	94		
	Subsequent>SSTL	1490	595	1432	521	66.1	712	0	0	0	0	0	10575	0	0	80.3		15471.4
		Benzene	Toluene	Ethylbenzene	Xylene	MTBE	Naphthalene	EDB	ETBE	TAME	TBA	Ethanol	TAA	TBF	ETBA	DIPE		
MW-66	Initial 11/16/2005	1	1	1	27	1	8.6	0.02	5	5	25	100	25	25	25	5		
	SSTL	-1	-1	-1	-27	-1	-8.6	-0.02	-5	-5	-25	-100	-25	-25	-25	-5		
	Initial>SSTL	0	0	0	0	0	0	0	0	0	0	0	0	0	0	0		
10/21/2008	Subsequent	5	9	113	24	5	57	0	5	5	5	5	5	5	5	5	0	
	Subsequent>SSTL	4	7.9	112	0	4	48.3	0	0	0	0	0	0	0	0	0		176.2

		Benzene	Toluene	Ethylbenzene	Xylene	MTBE	Naphthalene	EDB	ETBE	TAME	TBA	Ethanol	TAA	TBF	ETBA	DIPE		
MW-5aR	Initial 11/16/2005	27000	31000	2500	14000	9900	1000	0.19	1000	2300	5000	20000	54000	5400	13000	4100		
	SSTL	-83	-17249	-2500	-14000	-9900	-108	-0.19	-1000	-381	-5000	-20000	-1403	-5400	-13000	-4100		
	Initial>SSTL	26917	13751	0	0	0	892	0	0	1919	0	0	52597	0	0	0	96076	
10/20/2008	Subsequent	11200	19000	2200	13100	554	1070	0	5	5	5	5	5	5	5	1010		
	Subsequent>SSTL	11117	1751	0	0	0	962	0	0	0	0	0	0	0	0	0		13830
		Benzene	Toluene	Ethylbenzene	Xylene	MTBE	Naphthalene	EDB	ETBE	TAME	TBA	Ethanol	TAA	TBF	ETBA	DIPE		
PW-1R	Initial 11/16/2005	8300	6800	1800	8100	290	770	7.6	320	1400	1100	1000	18000	250	3000	2500		
	SSTL	-58	-6800	-1800	-8100	-290	-89	-6	-320	-330	-1100	-1000	-1114	-250	-3000	-2500		
	Initial>SSTL	8242	0	0	0	0	681	1.6	0	1070	0	0	16886	0	0	0	26880.6	
10/20/2008	Subsequent	13400	31700	1890	14300	5	1230	6	5	5	5	76900	5	5	5	5		
	Subsequent>SSTL	13342	24900	90	6200	0	1141	0	0	0	0	75900	0	0	0	0		121573
		Benzene	Toluene	Ethylbenzene	Xylene	MTBE	Naphthalene	EDB	ETBE	TAME	TBA	Ethanol	TAA	TBF	ETBA	DIPE		
RW-1R	Initial 11/16/2005	1600	10	230	10	130	14	0.54	5	50	25	100	850	25	250	160		
	SSTL	-54	-10	-230	-10	-130	-14	-0.54	-5	-50	-25	-100	-850	-25	-250	-160		
	Initial>SSTL	1546	0	0	0	0	0	0	0	0	0	0	0	0	0	0	1546	
1/0/1900	Subsequent	0	0	0	0	0	0	0	0	0	0	0	0	0	0	0		
	Subsequent>SSTL	0	0	0	0	0	0	0	0	0	0	0	0	0	0	0		0
		Benzene	Toluene	Ethylbenzene	Xylene	MTBE	Naphthalene	EDB	ETBE	TAME	TBA	Ethanol	TAA	TBF	ETBA	DIPE		
DW-3	Initial 11/16/2005	350	360	64	220	230	5	0.06	5	17	25	100	850	75	95	5		
	SSTL	-45	-360	-64	-220	-230	-5	-0.06	-5	-17	-25	-100	-850	-75	-95	-5		
	Initial>SSTL	305	0	0	0	0	0	0	0	0	0	0	0	0	0	0	305	
10/20/2008	Subsequent	22	92	10	97	5	17	0	5	5	5	398	5	5	5	5		
	Subsequent>SSTL	0	0	0	0	0	11.8	0	0	0	0	298	0	0	0	0		309.8
		Benzene	Toluene	Ethylbenzene	Xylene	MTBE	Naphthalene	EDB	ETBE	TAME	TBA	Ethanol	TAA	TBF	ETBA	DIPE		
DW-4	Initial 11/16/2005	74	380	102	524	11.5	48	1.46	5	5	50	500	150	50	50	25		
	SSTL	-48	-380	-102	-524	-11.5	-48	-1.46	-5	-5	-50	-500	-150	-50	-50	-25		
	Initial>SSTL	26	0	0	0	0	0	0	0	0	0	0	0	0	0	0	26	
10/20/2008	Subsequent	5	5	5	5	5	5	0	5	5	5	453	5	5	5	5		
	Subsequent>SSTL	0	0	0	0	0	0	0	0	0	0	0	0	0	0	0		0
		Benzene	Toluene	Ethylbenzene	Xylene	MTBE	Naphthalene	EDB	ETBE	TAME	TBA	Ethanol	TAA	TBF	ETBA	DIPE		
DW-7	Initial 11/16/2005	40	2	2	2	20	10	0.14	10	10	50	200	300	50	50	16		
	SSTL	-7	-2	-2	-2	-20	-10	-0.14	-10	-10	-50	-200	-300	-50	-50	-16		
	Initial>SSTL	33	0	0	0	0	0	0	0	0	0	0	0	0	0	0	33	
10/21/2008	Subsequent	5	5	5	5	5	5	0	5	5	5	5	5	5	5	5		
	Subsequent>SSTL	0	3	3	3	0	0	0	0	0	0	0	0	0	0	0		9
		Benzene	Toluene	Ethylbenzene	Xylene	MTBE	Naphthalene	EDB	ETBE	TAME	TBA	Ethanol	TAA	TBF	ETBA	DIPE		
DW-9	Initial 11/16/2005	1	5	1	1	1	5	0.02	5	5	25	100	25	25	25	5		
	SSTL	-1	-5	-1	-1	-1	-5	-0.02	-5	-5	-25	-100	-25	-25	-25	-5		
	Initial>SSTL	0	0	0	0	0	0	0	0	0	0	0	0	0	0	0	0	
10/21/2008	Subsequent	5	5	5	5	5	6	0	5	5	5	5	5	5	5	5		
	Subsequent>SSTL	4	0	4	4	4	1.4	0	0	0	0	0	0	0	0	0		17.4
Totals	Initial>SSTL																576077.22	
	Subsequent>SSTL																	614802.56

CoC Mass Reduction Calculation

= (Initial>SSTL-Subsequent>SSTL)/(Initial>SSTL)*100%
= -6.72%

Clouds Chevron Gas Station Well Sampling Data					
Well	Date/Time	TOC to Water	TOC to LPH	pH1	T1
MW-1**	Dry				
MW-2**	8/21/2007				
MW-3	10/20/2008 09:25	23.00			
MW-4	10/20/2008 10:00	21.90			
MW-5	Dry				
MW-6	10/20/2008 10:10	25.60			
MW-7	10/20/2008 10:15	24.90			
MW-8	10/21/2008 10:30	21.50			
MW-9*					
MW-10	10/21/2008 12:55	19.10			
MW-11	10/21/2008 12:01	21.50			
MW-12	10/21/2008 13:50	6.30			
MW-13	10/21/2008 14:31	14.10			
MW-15	10/21/2008 14:20	19.00			
MW-16	10/22/2008 08:30	21.00			
MW-17	10/22/2008 08:18	25.70			
MW-18	10/20/2008 14:25	27.70			
MW-19	10/20/2008 14:45	25.50			
MW-20	10/20/2008 12:30	27.70			
MW-22	10/20/2008 12:51	22.50			
MW-23	10/20/2008 13:40	22.10			
MW-24	10/20/2008 13:15	26.00			
MW-25	10/20/2008 11:55	21.80			
MW-26*	1/0/1900				
MW-27	10/20/2008 11:20	17.50			
MW-28	10/20/2008 11:02	20.10			
MW-29	10/20/2008 10:55	19.70			
MW-30	10/20/2008 14:38	23.95			
MW-31*	1/0/1900				
MW-32	10/20/2008 14:07	24.15			
MW-33	10/20/2008 14:22	24.00			
MW-34	10/20/2008 15:40	27.35			
MW-35	10/20/2008 15:25	26.70			
MW-36	10/20/2008 00:00	26.05			
MW-37	10/20/2008 14:55	26.80			
MW-38	10/20/2008 14:40	28.20			
MW-39	10/20/2008 08:43	29.35			
MW-40	10/20/2008 08:51	29.10			
MW-41	10/20/2008 09:03	28.60			
MW-42	10/20/2008 09:14	29.30			
MW-43	10/20/2008 09:55	27.70			
MW-44	10/22/2008 10:02	26.30			
MW-45	10/22/2008 09:23	24.90			
MW-46	10/22/2008 09:46	27.10			
MW-47	10/22/2008 08:30	25.00			
MW-48	10/22/2008 08:50	29.05			
MW-49	10/22/2008 09:03	19.60			
MW-50	10/22/2008 09:15	17.40			
MW-51	10/21/2008 12:20	26.00			
MW-52**	Dry				
MW-53	10/21/2008 14:33	12.70			
MW-54	10/21/2008 14:42	12.80			
MW-55	10/21/2008 12:44	4.80			
MW-56	10/21/2008 13:32	9.90			
MW-57	10/21/2008 15:00	1.70			

MW-58	10/21/2008 11:21	7.70			
MW-59	10/21/2008 15:00	5.50			
MW-60	10/21/2008 13:21	6.80			
MW-61**	Dry	26.40			
MW-62	10/21/2008 10:45	27.10			
MW-63	10/21/2008 10:47	28.50			
MW-64	10/21/2008 10:10	28.10			
MW-65	10/21/2008 10:24	29.30			
MW-66	10/21/2008 09:20	29.40			
MW-67	10/21/2008 08:34	28.10			
MW-68	10/21/2008 10:17	28.70			
MW-69	10/21/2008 10:05	29.10			
MW-70	10/21/2008 09:53	22.50			
MW-5aR	10/20/2008 12:10	22.50			
PW-1R	10/20/2008 13:00				
RW-1R*	1/0/1900				
DW-1	10/20/2008 09:05				
DW-2	10/20/2008 09:20	46.90			
DW-3	10/20/2008 13:03	26.45			
DW-4	10/20/2008 12:44	27.50			
DW-5	10/20/2008 15:25	46.50			
DW-6	10/21/2008 09:24	48.30			
DW-7	10/21/2008 13:53	28.80			
DW-8	10/21/2008 11:13	23.60			
DW-9	10/21/2008 11:28	27.70			
SW-1	10/21/2008 13:55				

*Not Found
**Dry Well
***Not Sampled
****LPH

NON-HAZARDOUS WASTE MANIFEST

NON-HAZARDOUS WASTE MANIFEST

1. GENERATOR'S US EPA ID #:

MANIFEST DOCUMENT #:03032008-01

2. Page 1 of 1

3. GENERATOR'S NAME AND MAILING ADDRESS
Cloud's Chevron
Forest Drive and Two Notch Rd.
Columbia, SC

4. GENERATOR'S PHONE (803) 438-1331

5. TRANSPORTER 1 COMPANY NAME
PALMETTO ENVIRONMENTAL GROUP, INC.

6. US EPA ID NUMBER

A. STATE TRANSPORTER'S ID

B. TRANSPORTER'S PHONE: (803) 438-1331

7. TRANSPORTER 1 COMPANY NAME

8. US EPA ID NUMBER

C. STATE TRANSPORTER'S ID

D. TRANSPORTER'S PHONE

9. DESIGNATED FACILITY NAME AND SITE ADDRESS
Palmetto Environmental Group, Inc.
2193 Hwy 1 South
Elgin, SC 29045

10 US EPA ID NUMBER

E. STATE FACILITY ID

F. FACILITY'S PHONE
803-438-1331

11. WASTE DESCRIPTION	12. CONSTAINERS NO.	12. CONSTAINERS TYPE	13. TOTAL QUANTITY	14. UNIT WT./VOL.
A. **NON-HAZARDOUS, NON-DOT REGULATED MATERIAL WASTEWATER #2298**	1	TT	200	GAL.
B.				
C.				
D.				

G. ADDITIONAL DESCRIPTIONS FOR MATERIALS LISTED ABOVE

H. HANDLING CODES FOR WASTE LISTED ABOVE

15. SPECIAL HANDLING INSTRUCTIONS
IN CASE OF EMERGENCY, CONTACT: JIMMY COOPER (803)600-0913 CELL (803)438-1331 OFFICE

16. GENERATOR'S CERTIFICATION: I HEREBY CERTIFY THAT THE CONTENTS OF THIS SHIPMENT ARE FULL AND ACCURATELY DESCRIBED AND ARE IN ALL RESPECTS IN PROPER CONDITION FOR TRANSPORT. THE MATERIALS DESCRIBED ON THIS MANIFEST ARE NOT SUBJECT TO FEDERAL HAZARDOUS WASTE REGULATIONS

PRINTED/TYPE NAME: James L. Cooper

SIGNATURE

DATE: MONTH 3 DAY 3 YEAR 2008

17. TRANSPORTER 1 ACKNOWLEDGEMENT OF RECEIPT OF MATERIALS

PRINTED/TYPE NAME: CHARLES MITCHELL

SIGNATURE

DATE: MONTH 3 DAY 3 YEAR 08

18. TRANSPORTER 2 ACKNOWLEDGEMENT OF RECEIPT OF MATERIALS

PRINTED/TYPE NAME

SIGNATURE

DATE: MONTH DAY YEAR

19. DESCREPANCY INDICATION SPACE

20. FACILITY OWNER OR OPERATOR; CERTIFICATION OF RECEIPT OF THE WASTE MATERIALS COVERED BY THIS MINIFEST, EXCEPT AS NOTED IN ITEM 19.

PRINTED/TYPE NAME James L. Cooper

SIGNATURE

DATE: MONTH 3 DAY 3 YEAR 2008

GENERATOR

TRANSPORTER

FACILITY

NON-HAZARDOUS WASTE MANIFEST

NON-HAZARDOUS WASTE MANIFEST	1. GENERATOR'S US EPA ID #:	MANIFEST DOCUMENT #:03042008-01	2. Page 1 of 1

GENERATOR

3. GENERATOR'S NAME AND MAILING ADDRESS
Cloud's Chevron
Forest Drive and Two Notch Rd.
Columbia, SC

4. GENERATOR'S PHONE (803) 438-1331

5. TRANSPORTER 1 COMPANY NAME	6. US EPA ID NUMBER	A. STATE TRANSPORTER'S ID
PALMETTO ENVIRONMENTAL GROUP, INC.		B. TRANSPORTER'S PHONE: (803) 438-1331
7. TRANSPORTER 1 COMPANY NAME	8. US EPA ID NUMBER	C. STATE TRANSPORTER'S ID
		D. TRANSPORTER'S PHONE
9. DESIGNATED FACILITY NAME AND SITE ADDRESS Palmetto Environmental Group, Inc. 2193 Hwy 1 South Elgin, SC 29045	10 US EPA ID NUMBER	E. STATE FACILITY ID
		F. FACILITY'S PHONE 803-438-1331

11. WASTE DESCRIPTION	12. CONSTAINERS NO.	12. CONSTAINERS TYPE	13. TOTAL QUANTITY	14. UNIT WT./VOL.
A. **NON-HAZARDOUS, NON-DOT REGULATED MATERIAL WASTEWATER #2298**	1	TT	250	GAL.
B.				
C.				
D.				

G. ADDITIONAL DESCRIPTIONS FOR MATERIALS LISTED ABOVE	H. HANDLING CODES FOR WASTE LISTED ABOVE

15. SPECIAL HANDLING INSTRUCTIONS
IN CASE OF EMERGENCY, CONTACT: JIMMY COOPER (803)600-0913 CELL (803)438-1331 OFFICE

16. GENERATOR'S CERTIFICATION: I HEREBY CERITFY THAT THE CONTENTS OF THIS SHIPMENT ARE FULL AND ACCURATELY DESCRIBED AND ARE IN ALL RESPECTS IN PROPER CONDITION FOR TRANSPORT. THE MATERIALS DESCRIBED ON THIS MANIFEST ARE NOT SUBJECT TO FEDERAL HAZARDOUS WASTE REGULATIONS

PRINTED/TYPE NAME: James L. Cooper	SIGNATURE	DATE MONTH	DAY	YEAR
		3	4	2008

TRANSPORTER

17. TRANSPORTER 1 ACKNOWLEDGEMENT OF RECEIPT OF MATERIALS

PRINTED/TYPE NAME: CHARLES MITCHELL	SIGNATURE	DATE MONTH	DAY	YEAR
		3	4	2008

18. TRANSPORTER 2 ACKNOWLEDGEMENT OF RECEIPT OF MATERIALS

PRINTED/TYPE NAME	SIGNATURE	DATE MONTH	DAY	YEAR

FACILITY

19. DESCREPANCY INDICATION SPACE

20. FACILITY OWNER OR OPERATOR; CERTIFICATION OF RECEIPT OF THE WASTE MATERIALS COVERED BY THIS MINIFEST, EXCEPT AS NOTED IN ITEM 19.

PRINTED/TYPE NAME James L. Cooper	SIGNATURE	DATE MONTH	DAY	YEAR
		3	4	2008

NON-HAZARDOUS WASTE MANIFEST

NON-HAZARDOUS WASTE MANIFEST	1. GENERATOR'S US EPA ID #:	MANIFEST DOCUMENT #:03062008-01	2. Page 1 of 1

GENERATOR

3. GENERATOR'S NAME AND MAILING ADDRESS
Cloud's Chevron
Forest Drive and Two Notch Rd.
Columbia, SC

4. GENERATOR'S PHONE (803) 438-1331

5. TRANSPORTER 1 COMPANY NAME	6. US EPA ID NUMBER	A. STATE TRANSPORTER'S ID
PALMETTO ENVIRONMENTAL GROUP, INC.		B. TRANSPORTER'S PHONE: (803) 438-1331
7. TRANSPORTER 1 COMPANY NAME	8. US EPA ID NUMBER	C. STATE TRANSPORTER'S ID
		D. TRANSPORTER'S PHONE
9. DESIGNATED FACILITY NAME AND SITE ADDRESS Palmetto Environmental Group, Inc. 2193 Hwy 1 South Elgin, SC 29045	10 US EPA ID NUMBER	E. STATE FACILITY ID
		F. FACILITY'S PHONE 803-438-1331

11. WASTE DESCRIPTION	12. CONSTAINERS NO.	12. CONSTAINERS TYPE	13. TOTAL QUANTITY	14. UNIT WT./VOL.
A. **NON-HAZARDOUS, NON-DOT REGULATED MATERIAL WASTEWATER #2298**	1	TT	150-00 EST	GAL.
B.				
C.				
D.				

G. ADDITIONAL DESCRIPTIONS FOR MATERIALS LISTED ABOVE	H. HANDLING CODES FOR WASTE LISTED ABOVE

15. SPECIAL HANDLING INSTRUCTIONS
IN CASE OF EMERGENCY, CONTACT: JIMMY COOPER (803)600-0913 CELL (803)438-1331 OFFICE

16. GENERATOR'S CERTIFICATION: I HEREBY CERTIFY THAT THE CONTENTS OF THIS SHIPMENT ARE FULL AND ACCURATELY DESCRIBED AND ARE IN ALL RESPECTS IN PROPER CONDITION FOR TRANSPORT. THE MATERIALS DESCRIBED ON THIS MANIFEST ARE NOT SUBJECT TO FEDERAL HAZARDOUS WASTE REGULATIONS

PRINTED/TYPE NAME: James L. Cooper	SIGNATURE	DATE MONTH	DAY	YEAR
		3	6	2008

TRANSPORTER

17. TRANSPORTER 1 ACKNOWLEDGEMENT OF RECEIPT OF MATERIALS

PRINTED/TYPE NAME:	SIGNATURE	DATE MONTH	DAY	YEAR
		3	6	08

18. TRANSPORTER 2 ACKNOWLEDGEMENT OF RECEIPT OF MATERIALS

PRINTED/TYPE NAME	SIGNATURE	DATE MONTH	DAY	YEAR

FACILITY

19. DESCREPANCY INDICATION SPACE

20. FACILITY OWNER OR OPERATOR; CERTIFICATION OF RECEIPT OF THE WASTE MATERIALS COVERED BY THIS MINIFEST, EXCEPT AS NOTED IN ITEM 19.

PRINTED/TYPE NAME James L. Cooper	SIGNATURE	DATE MONTH	DAY	YEAR
		3	6	2008

NON-HAZARDOUS WASTE MANIFEST

NON-HAZARDOUS WASTE MANIFEST	1. GENERATOR'S US EPA ID #:	MANIFEST DOCUMENT #:03112008-01	2. Page 1 of 1

GENERATOR

3. GENERATOR'S NAME AND MAILING ADDRESS
Cloud's Chevron
Forest Drive and Two Notch Rd.
Columbia, SC

4. GENERATOR'S PHONE (803) 438-1331

5. TRANSPORTER 1 COMPANY NAME	6. US EPA ID NUMBER	A. STATE TRANSPORTER'S ID
PALMETTO ENVIRONMENTAL GROUP, INC.		B. TRANSPORTER'S PHONE: (803) 438-1331
7. TRANSPORTER 1 COMPANY NAME	8. US EPA ID NUMBER	C. STATE TRANSPORTER'S ID
		D. TRANSPORTER'S PHONE
9. DESIGNATED FACILITY NAME AND SITE ADDRESS Palmetto Environmental Group, Inc. 2193 Hwy 1 South Elgin, SC 29045	10 US EPA ID NUMBER	E. STATE FACILITY ID
		F. FACILITY'S PHONE 803-438-1331

11. WASTE DESCRIPTION	12. CONSTAINERS NO.	12. CONSTAINERS TYPE	13. TOTAL QUANTITY	14. UNIT WT./VOL.
A. **NON-HAZARDOUS, NON-DOT REGULATED MATERIAL WASTEWATER #2298**	1	TT	100	GAL.
B.				
C.				
D.				

G. ADDITIONAL DESCRIPTIONS FOR MATERIALS LISTED ABOVE

H. HANDLING CODES FOR WASTE LISTED ABOVE

15. SPECIAL HANDLING INSTRUCTIONS
IN CASE OF EMERGENCY, CONTACT: JIMMY COOPER (803)600-0913 CELL (803)438-1331 OFFICE

16. GENERATOR'S CERTIFICATION: I HEREBY CERITFY THAT THE CONTENTS OF THIS SHIPMENT ARE FULL AND ACCURATELY DESCRIBED AND ARE IN ALL RESPECTS IN PROPER CONDITION FOR TRANSPORT. THE MATERIALS DESCRIBED ON THIS MANIFEST ARE NOT SUBJECT TO FEDERAL HAZARDOUS WASTE REGULATIONS

PRINTED/TYPE NAME: James L. Cooper	SIGNATURE	DATE MONTH	DAY	YEAR
		3	11	2008

TRANSPORTER

17. TRANSPORTER 1 ACKNOWLEDGEMENT OF RECEIPT OF MATERIALS

PRINTED/TYPE NAME:	SIGNATURE	DATE MONTH	DAY	YEAR
		3	11	2008

18. TRANSPORTER 2 ACKNOWLEDGEMENT OF RECEIPT OF MATERIALS

PRINTED/TYPE NAME	SIGNATURE	DATE MONTH	DAY	YEAR

FACILITY

19. DESCREPANCY INDICATION SPACE

20. FACILITY OWNER OR OPERATOR; CERTIFICATION OF RECEIPT OF THE WASTE MATERIALS COVERED BY THIS MINIFEST, EXCEPT AS NOTED IN ITEM 19.

PRINTED/TYPE NAME James L. Cooper	SIGNATURE	DATE MONTH	DAY	YEAR
		3	11	2008

NON-HAZARDOUS WASTE MANIFEST

NON-HAZARDOUS WASTE MANIFEST	1. GENERATOR'S US EPA ID #:	MANIFEST DOCUMENT #:03122008-01	2. Page 1 of 1

GENERATOR

3. GENERATOR'S NAME AND MAILING ADDRESS
Cloud's Chevron
Forest Drive and Two Notch Rd.
Columbia, SC

4. GENERATOR'S PHONE (803) 438-1331

5. TRANSPORTER 1 COMPANY NAME	6. US EPA ID NUMBER	A. STATE TRANSPORTER'S ID
PALMETTO ENVIRONMENTAL GROUP, INC.		B. TRANSPORTER'S PHONE: (803) 438-1331
7. TRANSPORTER 1 COMPANY NAME	8. US EPA ID NUMBER	C. STATE TRANSPORTER'S ID
		D. TRANSPORTER'S PHONE
9. DESIGNATED FACILITY NAME AND SITE ADDRESS Palmetto Environmental Group, Inc. 2193 Hwy 1 South Elgin, SC 29045	10 US EPA ID NUMBER	E. STATE FACILITY ID F. FACILITY'S PHONE 803-438-1331

11. WASTE DESCRIPTION	12. CONSTAINERS NO.	12. CONSTAINERS TYPE	13. TOTAL QUANTITY	14. UNIT WT./VOL.
A. **NON-HAZARDOUS, NON-DOT REGULATED MATERIAL WASTEWATER #2298**	1	TT	100	GAL.
B.				
C.				
D.				

G. ADDITIONAL DESCRIPTIONS FOR MATERIALS LISTED ABOVE	H. HANDLING CODES FOR WASTE LISTED ABOVE

15. SPECIAL HANDLING INSTRUCTIONS
IN CASE OF EMERGENCY, CONTACT: JIMMY COOPER (803)600-0913 CELL (803)438-1331 OFFICE

16. GENERATOR'S CERTIFICATION: I HEREBY CERITFY THAT THE CONTENTS OF THIS SHIPMENT ARE FULL AND ACCURATELY DESCRIBED AND ARE IN ALL RESPECTS IN PROPER CONDITION FOR TRANSPORT. THE MATERIALS DESCRIBED ON THIS MANIFEST ARE NOT SUBJECT TO FEDERAL HAZARDOUS WASTE REGULATIONS

PRINTED/TYPE NAME: James L. Cooper	SIGNATURE	DATE MONTH	DAY	YEAR
		3	12	2008

TRANSPORTER

17. TRANSPORTER 1 ACKNOWLEDGEMENT OF RECEIPT OF MATERIALS

PRINTED/TYPE NAME: Charles Mitchell	SIGNATURE	DATE MONTH	DAY	YEAR
		3	12	2008

18. TRANSPORTER 2 ACKNOWLEDGEMENT OF RECEIPT OF MATERIALS

PRINTED/TYPE NAME	SIGNATURE	DATE MONTH	DAY	YEAR

FACILITY

19. DESCREPANCY INDICATION SPACE

20. FACILITY OWNER OR OPERATOR; CERTIFICATION OF RECEIPT OF THE WASTE MATERIALS COVERED BY THIS MINIFEST, EXCEPT AS NOTED IN ITEM 19.

PRINTED/TYPE NAME James L. Cooper	SIGNATURE	DATE MONTH	DAY	YEAR
		3	12	2008

NON-HAZARDOUS WASTE MANIFEST

NON-HAZARDOUS WASTE MANIFEST	1. GENERATOR'S US EPA ID #:	MANIFEST DOCUMENT #:03132008-02	2. Page 1 of 1

GENERATOR

3. GENERATOR'S NAME AND MAILING ADDRESS
Cloud's Chevron
Forest Drive and Two Notch Rd.
Columbia, SC

4. GENERATOR'S PHONE (803) 438-1331

5. TRANSPORTER 1 COMPANY NAME	6. US EPA ID NUMBER	A. STATE TRANSPORTER'S ID
PALMETTO ENVIRONMENTAL GROUP, INC.		B. TRANSPORTER'S PHONE: (803) 438-1331
7. TRANSPORTER 1 COMPANY NAME	8. US EPA ID NUMBER	C. STATE TRANSPORTER'S ID
		D. TRANSPORTER'S PHONE
9. DESIGNATED FACILITY NAME AND SITE ADDRESS Palmetto Environmental Group, Inc. 2193 Hwy 1 South Elgin, SC 29045	10 US EPA ID NUMBER	E. STATE FACILITY ID F. FACILITY'S PHONE 803-438-1331

11. WASTE DESCRIPTION	12. CONSTAINERS NO.	12. CONSTAINERS TYPE	13. TOTAL QUANTITY	14. UNIT WT./VOL.
A. **NON-HAZARDOUS, NON-DOT REGULATED MATERIAL WASTEWATER #2298**	1	TT	200	GAL.
B.				
C.				
D.				

G. ADDITIONAL DESCRIPTIONS FOR MATERIALS LISTED ABOVE

H. HANDLING CODES FOR WASTE LISTED ABOVE

15. SPECIAL HANDLING INSTRUCTIONS
IN CASE OF EMERGENCY, CONTACT: JIMMY COOPER (803)600-0913 CELL (803)438-1331 OFFICE

16. GENERATOR'S CERTIFICATION: I HEREBY CERTIFY THAT THE CONTENTS OF THIS SHIPMENT ARE FULL AND ACCURATELY DESCRIBED AND ARE IN ALL RESPECTS IN PROPER CONDITION FOR TRANSPORT. THE MATERIALS DESCRIBED ON THIS MANIFEST ARE NOT SUBJECT TO FEDERAL HAZARDOUS WASTE REGULATIONS

PRINTED/TYPE NAME: James L. Cooper	SIGNATURE	DATE MONTH	DAY	YEAR
		3	13	2008

TRANSPORTER

17. TRANSPORTER 1 ACKNOWLEDGEMENT OF RECEIPT OF MATERIALS

PRINTED/TYPE NAME: CHARLES MITCHELL	SIGNATURE	DATE MONTH	DAY	YEAR
		3	13	08

18. TRANSPORTER 2 ACKNOWLEDGEMENT OF RECEIPT OF MATERIALS

PRINTED/TYPE NAME	SIGNATURE	DATE MONTH	DAY	YEAR

FACILITY

19. DESCREPANCY INDICATION SPACE

20. FACILITY OWNER OR OPERATOR; CERTIFICATION OF RECEIPT OF THE WASTE MATERIALS COVERED BY THIS MINIFEST, EXCEPT AS NOTED IN ITEM 19.

PRINTED/TYPE NAME James L. Cooper	SIGNATURE	DATE MONTH	DAY	YEAR
		3	13	2008

NON-HAZARDOUS WASTE MANIFEST

NON-HAZARDOUS WASTE MANIFEST

1. GENERATOR'S US EPA ID #:

MANIFEST DOCUMENT #:03192008-02

2. Page 1 of 1

3. GENERATOR'S NAME AND MAILING ADDRESS
Cloud's Chevron
Forest Drive and Two Notch Rd.
Columbia, SC

4. GENERATOR'S PHONE (803) 438-1331

5. TRANSPORTER 1 COMPANY NAME
PALMETTO ENVIRONMENTAL GROUP, INC.

6. US EPA ID NUMBER

A. STATE TRANSPORTER'S ID

B. TRANSPORTER'S PHONE: (803) 438-1331

7. TRANSPORTER 1 COMPANY NAME

8. US EPA ID NUMBER

C. STATE TRANSPORTER'S ID

D. TRANSPORTER'S PHONE

9. DESIGNATED FACILITY NAME AND SITE ADDRESS
Palmetto Environmental Group, Inc.
2193 Hwy 1 South
Elgin, SC 29045

10 US EPA ID NUMBER

E. STATE FACILITY ID

F. FACILITY'S PHONE
803-438-1331

11. WASTE DESCRIPTION	12. CONSTAINERS NO.	12. CONSTAINERS TYPE	13. TOTAL QUANTITY	14. UNIT WT./VOL.
A. NON-HAZARDOUS, NON-DOT REGULATED MATERIAL WASTEWATER #2298	1	TT	180	GAL.
B.				
C.				
D.				

G. ADDITIONAL DESCRIPTIONS FOR MATERIALS LISTED ABOVE

H. HANDLING CODES FOR WASTE LISTED ABOVE

15. SPECIAL HANDLING INSTRUCTIONS
IN CASE OF EMERGENCY, CONTACT: JIMMY COOPER (803)600-0913 CELL (803)438-1331 OFFICE

16. GENERATOR'S CERTIFICATION: I HEREBY CERTIFY THAT THE CONTENTS OF THIS SHIPMENT ARE FULL AND ACCURATELY DESCRIBED AND ARE IN ALL RESPECTS IN PROPER CONDITION FOR TRANSPORT. THE MATERIALS DESCRIBED ON THIS MANIFEST ARE NOT SUBJECT TO FEDERAL HAZARDOUS WASTE REGULATIONS

PRINTED/TYPE NAME: James L. Cooper | SIGNATURE | DATE: MONTH 3 | DAY 19 | YEAR 2008

TRANSPORTER

17. TRANSPORTER 1 ACKNOWLEDGEMENT OF RECEIPT OF MATERIALS

PRINTED/TYPE NAME: Charles Mitchell | SIGNATURE | DATE: MONTH 3 | DAY 19 | YEAR 08

18. TRANSPORTER 2 ACKNOWLEDGEMENT OF RECEIPT OF MATERIALS

PRINTED/TYPE NAME | SIGNATURE | DATE: MONTH | DAY | YEAR

19. DESCREPANCY INDICATION SPACE

FACILITY

20. FACILITY OWNER OR OPERATOR; CERTIFICATION OF RECEIPT OF THE WASTE MATERIALS COVERED BY THIS MINIFEST, EXCEPT AS NOTED IN ITEM 19.

PRINTED/TYPE NAME James L. Cooper | SIGNATURE | DATE: MONTH 3 | DAY 19 | YEAR 2008

NON-HAZARDOUS WASTE MANIFEST

NON-HAZARDOUS WASTE MANIFEST	1. GENERATOR'S US EPA ID #:	MANIFEST DOCUMENT #:06022008-01	2. Page 1 of 1

GENERATOR

3. GENERATOR'S NAME AND MAILING ADDRESS
Cloud's Chevron
Forest Drive and Two Notch Rd.
Columbia, SC

4. GENERATOR'S PHONE (803) 438-1331

5. TRANSPORTER 1 COMPANY NAME	6. US EPA ID NUMBER	A. STATE TRANSPORTER'S ID
PALMETTO ENVIRONMENTAL GROUP, INC.		B. TRANSPORTER'S PHONE: (803) 438-1331
7. TRANSPORTER 1 COMPANY NAME	8. US EPA ID NUMBER	C. STATE TRANSPORTER'S ID
		D. TRANSPORTER'S PHONE
9. DESIGNATED FACILITY NAME AND SITE ADDRESS Palmetto Environmental Group, Inc. 2193 Hwy 1 South Elgin, SC 29045	10 US EPA ID NUMBER	E. STATE FACILITY ID
		F. FACILITY'S PHONE 803-438-1331

11. WASTE DESCRIPTION	12. CONSTAINERS NO.	12. CONSTAINERS TYPE	13. TOTAL QUANTITY	14. UNIT WT./VOL.
A. **NON-HAZARDOUS, NON-DOT REGULATED MATERIAL WASTEWATER #2298**	1	TT	110	GAL.
B.				
C.				
D.				

G. ADDITIONAL DESCRIPTIONS FOR MATERIALS LISTED ABOVE	H. HANDLING CODES FOR WASTE LISTED ABOVE

15. SPECIAL HANDLING INSTRUCTIONS
IN CASE OF EMERGENCY, CONTACT: JIMMY COOPER (803)600-0913 CELL (803)438-1331 OFFICE

16. GENERATOR'S CERTIFICATION: I HEREBY CERTIFY THAT THE CONTENTS OF THIS SHIPMENT ARE FULL AND ACCURATELY DESCRIBED AND ARE IN ALL RESPECTS IN PROPER CONDITION FOR TRANSPORT. THE MATERIALS DESCRIBED ON THIS MANIFEST ARE NOT SUBJECT TO FEDERAL HAZARDOUS WASTE REGULATIONS

PRINTED/TYPE NAME: James L. Cooper	SIGNATURE	DATE MONTH	DAY	YEAR
		6	2	2008

TRANSPORTER

17. TRANSPORTER 1 ACKNOWLEDGEMENT OF RECEIPT OF MATERIALS

PRINTED/TYPE NAME: CHARLES MITCHELL	SIGNATURE	DATE MONTH	DAY	YEAR
		6	2	08

18. TRANSPORTER 2 ACKNOWLEDGEMENT OF RECEIPT OF MATERIALS

PRINTED/TYPE NAME	SIGNATURE	DATE MONTH	DAY	YEAR

FACILITY

19. DESCREPANCY INDICATION SPACE

20. FACILITY OWNER OR OPERATOR; CERTIFICATION OF RECEIPT OF THE WASTE MATERIALS COVERED BY THIS MINIFEST, EXCEPT AS NOTED IN ITEM 19.

PRINTED/TYPE NAME James L. Cooper	SIGNATURE	DATE MONTH	DAY	YEAR
		6	2	2008

NON-HAZARDOUS WASTE MANIFEST

NON-HAZARDOUS WASTE MANIFEST

1. GENERATOR'S US EPA ID #:

MANIFEST DOCUMENT #:06102008-01

2. Page 1 of 1

3. GENERATOR'S NAME AND MAILING ADDRESS
Cloud's Chevron
Forest Drive and Two Notch Rd.
Columbia, SC

4. GENERATOR'S PHONE (803) 438-1331

5. TRANSPORTER 1 COMPANY NAME
PALMETTO ENVIRONMENTAL GROUP, INC.

6. US EPA ID NUMBER

A. STATE TRANSPORTER'S ID

B. TRANSPORTER'S PHONE: (803) 438-1331

7. TRANSPORTER 1 COMPANY NAME

8. US EPA ID NUMBER

C. STATE TRANSPORTER'S ID

D. TRANSPORTER'S PHONE

9. DESIGNATED FACILITY NAME AND SITE ADDRESS
Palmetto Environmental Group, Inc.
2193 Hwy 1 South
Elgin, SC 29045

10 US EPA ID NUMBER

E. STATE FACILITY ID

F. FACILITY'S PHONE
803-438-1331

11. WASTE DESCRIPTION	12. CONSTAINERS NO.	12. CONSTAINERS TYPE	13. TOTAL QUANTITY	14. UNIT WT./VOL.
A. NON-HAZARDOUS, NON-DOT REGULATED MATERIAL WASTEWATER #2298	1	TT	200	GAL.
B.				
C.				
D.				

G. ADDITIONAL DESCRIPTIONS FOR MATERIALS LISTED ABOVE

H. HANDLING CODES FOR WASTE LISTED ABOVE

15. SPECIAL HANDLING INSTRUCTIONS
IN CASE OF EMERGENCY, CONTACT: JIMMY COOPER (803)600-0913 CELL (803)438-1331 OFFICE

16. GENERATOR'S CERTIFICATION: I HEREBY CERTIFY THAT THE CONTENTS OF THIS SHIPMENT ARE FULL AND ACCURATELY DESCRIBED AND ARE IN ALL RESPECTS IN PROPER CONDITION FOR TRANSPORT. THE MATERIALS DESCRIBED ON THIS MANIFEST ARE NOT SUBJECT TO FEDERAL HAZARDOUS WASTE REGULATIONS

PRINTED/TYPE NAME: James L. Cooper

SIGNATURE

DATE: MONTH 6 DAY 10 YEAR 2008

17. TRANSPORTER 1 ACKNOWLEDGEMENT OF RECEIPT OF MATERIALS

PRINTED/TYPE NAME: CHARLES MITCHELL

SIGNATURE

DATE: MONTH 6 DAY 10 YEAR 08

18. TRANSPORTER 2 ACKNOWLEDGEMENT OF RECEIPT OF MATERIALS

PRINTED/TYPE NAME

SIGNATURE

DATE: MONTH DAY YEAR

19. DESCREPANCY INDICATION SPACE

20. FACILITY OWNER OR OPERATOR; CERTIFICATION OF RECEIPT OF THE WASTE MATERIALS COVERED BY THIS MINIFEST, EXCEPT AS NOTED IN ITEM 19.

PRINTED/TYPE NAME James L. Cooper

SIGNATURE

DATE: MONTH 6 DAY 10 YEAR 2008

GENERATOR

TRANSPORTER

FACILITY

NON-HAZARDOUS WASTE MANIFEST

NON-HAZARDOUS WASTE MANIFEST

1. GENERATOR'S US EPA ID #:

MANIFEST DOCUMENT #:08132008-08

2. Page 1 of 1

3. GENERATOR'S NAME AND MAILING ADDRESS
Cloud's Chevron
Forest Drive and Two Notch Rd.
Columbia, SC

4. GENERATOR'S PHONE (803) 438-1331

5. TRANSPORTER 1 COMPANY NAME
PALMETTO ENVIRONMENTAL GROUP, INC.

6. US EPA ID NUMBER

A. STATE TRANSPORTER'S ID

B. TRANSPORTER'S PHONE: (803) 438-1331

7. TRANSPORTER 1 COMPANY NAME

8. US EPA ID NUMBER

C. STATE TRANSPORTER'S ID

D. TRANSPORTER'S PHONE

9. DESIGNATED FACILITY NAME AND SITE ADDRESS
Palmetto Environmental Group, Inc.
2193 Hwy 1 South
Elgin, SC 29045

10 US EPA ID NUMBER

E. STATE FACILITY ID

F. FACILITY'S PHONE
803-438-1331

11. WASTE DESCRIPTION	12. CONSTAINERS NO.	12. CONSTAINERS TYPE	13. TOTAL QUANTITY	14. UNIT WT./VOL.
A. **NON-HAZARDOUS, NON-DOT REGULATED MATERIAL WASTEWATER #2298**	1	TT	225	GAL.
B.				
C.				
D.				

G. ADDITIONAL DESCRIPTIONS FOR MATERIALS LISTED ABOVE

H. HANDLING CODES FOR WASTE LISTED ABOVE

15. SPECIAL HANDLING INSTRUCTIONS
IN CASE OF EMERGENCY, CONTACT: JIMMY COOPER (803)600-0913 CELL (803)438-1331 OFFICE

GENERATOR

16. GENERATOR'S CERTIFICATION: I HEREBY CERTIFY THAT THE CONTENTS OF THIS SHIPMENT ARE FULL AND ACCURATELY DESCRIBED AND ARE IN ALL RESPECTS IN PROPER CONDITION FOR TRANSPORT. THE MATERIALS DESCRIBED ON THIS MANIFEST ARE NOT SUBJECT TO FEDERAL HAZARDOUS WASTE REGULATIONS

PRINTED/TYPE NAME: James L. Cooper

SIGNATURE: James L. Cooper

DATE: MONTH 8 DAY 13 YEAR 2008

TRANSPORTER

17. TRANSPORTER 1 ACKNOWLEDGEMENT OF RECEIPT OF MATERIALS

PRINTED/TYPE NAME

SIGNATURE: Charles D Hicks II

DATE: MONTH 8 DAY 13 YEAR 08

18. TRANSPORTER 2 ACKNOWLEDGEMENT OF RECEIPT OF MATERIALS

PRINTED/TYPE NAME

SIGNATURE

DATE: MONTH DAY YEAR

FACILITY

19. DESCREPANCY INDICATION SPACE

20. FACILITY OWNER OR OPERATOR; CERTIFICATION OF RECEIPT OF THE WASTE MATERIALS COVERED BY THIS MINIFEST, EXCEPT AS NOTED IN ITEM 19.

PRINTED/TYPE NAME James L. Cooper

SIGNATURE: James L. Cooper

DATE: MONTH 8 DAY 13 YEAR 2008

NON-HAZARDOUS WASTE MANIFEST

NON-HAZARDOUS WASTE MANIFEST

1. GENERATOR'S US EPA ID #:

MANIFEST DOCUMENT #:09242008-01

2. Page 1 of 1

3. GENERATOR'S NAME AND MAILING ADDRESS
Cloud's Chevron
Forest Drive and Two Notch Rd.
Columbia, SC

4. GENERATOR'S PHONE (803) 438-1331

5. TRANSPORTER 1 COMPANY NAME
PALMETTO ENVIRONMENTAL GROUP, INC.

6. US EPA ID NUMBER

A. STATE TRANSPORTER'S ID

B. TRANSPORTER'S PHONE: (803) 438-1331

7. TRANSPORTER 1 COMPANY NAME

8. US EPA ID NUMBER

C. STATE TRANSPORTER'S ID

D. TRANSPORTER'S PHONE

9. DESIGNATED FACILITY NAME AND SITE ADDRESS
Palmetto Environmental Group, Inc.
2193 Hwy 1 South
Elgin, SC 29045

10 US EPA ID NUMBER

E. STATE FACILITY ID

F. FACILITY'S PHONE
803-438-1331

11. WASTE DESCRIPTION	12. CONSTAINERS NO.	12. CONSTAINERS TYPE	13. TOTAL QUANTITY	14. UNIT WT./VOL.
A. **NON-HAZARDOUS, NON-DOT REGULATED MATERIAL WASTEWATER #2298**	1	TT	100	GAL.
B.				
C.				
D.				

G. ADDITIONAL DESCRIPTIONS FOR MATERIALS LISTED ABOVE

H. HANDLING CODES FOR WASTE LISTED ABOVE

15. SPECIAL HANDLING INSTRUCTIONS
IN CASE OF EMERGENCY, CONTACT: JIMMY COOPER (803)600-0913 CELL (803)438-1331 OFFICE

GENERATOR

16. GENERATOR'S CERTIFICATION: I HEREBY CERTIFY THAT THE CONTENTS OF THIS SHIPMENT ARE FULL AND ACCURATELY DESCRIBED AND ARE IN ALL RESPECTS IN PROPER CONDITION FOR TRANSPORT. THE MATERIALS DESCRIBED ON THIS MANIFEST ARE NOT SUBJECT TO FEDERAL HAZARDOUS WASTE REGULATIONS

PRINTED/TYPE NAME: James L. Cooper

SIGNATURE: James L. Cooper

DATE: MONTH 9 DAY 24 YEAR 2008

TRANSPORTER

17. TRANSPORTER 1 ACKNOWLEDGEMENT OF RECEIPT OF MATERIALS

PRINTED/TYPE NAME: Charles Mitchell

SIGNATURE

DATE: MONTH 9 DAY 24 YEAR 08

18. TRANSPORTER 2 ACKNOWLEDGEMENT OF RECEIPT OF MATERIALS

PRINTED/TYPE NAME

SIGNATURE

DATE: MONTH DAY YEAR

FACILITY

19. DESCREPANCY INDICATION SPACE

20. FACILITY OWNER OR OPERATOR; CERTIFICATION OF RECEIPT OF THE WASTE MATERIALS COVERED BY THIS MINIFEST, EXCEPT AS NOTED IN ITEM 19.

PRINTED/TYPE NAME James L. Cooper

SIGNATURE: James L. Cooper

DATE: MONTH 9 DAY 24 YEAR 2008

NON-HAZARDOUS WASTE MANIFEST

NON-HAZARDOUS WASTE MANIFEST	1. GENERATOR'S US EPA ID #:	MANIFEST DOCUMENT #:09252008-01	2. Page 1 of 1

GENERATOR

3. GENERATOR'S NAME AND MAILING ADDRESS
Cloud's Chevron
Forest Drive and Two Notch Rd.
Columbia, SC

4. GENERATOR'S PHONE (803) 438-1331

5. TRANSPORTER 1 COMPANY NAME	6. US EPA ID NUMBER	A. STATE TRANSPORTER'S ID
PALMETTO ENVIRONMENTAL GROUP, INC.		B. TRANSPORTER'S PHONE: (803) 438-1331
7. TRANSPORTER 1 COMPANY NAME	8. US EPA ID NUMBER	C. STATE TRANSPORTER'S ID
		D. TRANSPORTER'S PHONE
9. DESIGNATED FACILITY NAME AND SITE ADDRESS Palmetto Environmental Group, Inc. 2193 Hwy 1 South Elgin, SC 29045	10 US EPA ID NUMBER	E. STATE FACILITY ID
		F. FACILITY'S PHONE 803-438-1331

11. WASTE DESCRIPTION	12. CONSTAINERS NO.	12. CONSTAINERS TYPE	13. TOTAL QUANTITY	14. UNIT WT./VOL.
A. **NON-HAZARDOUS, NON-DOT REGULATED MATERIAL WASTEWATER #2298**	1	TT	150	GAL.
B.				
C.				
D.				

G. ADDITIONAL DESCRIPTIONS FOR MATERIALS LISTED ABOVE	H. HANDLING CODES FOR WASTE LISTED ABOVE

15. SPECIAL HANDLING INSTRUCTIONS
IN CASE OF EMERGENCY, CONTACT: JIMMY COOPER (803)600-0913 CELL (803)438-1331 OFFICE

16. GENERATOR'S CERTIFICATION: I HEREBY CERITFY THAT THE CONTENTS OF THIS SHIPMENT ARE FULL AND ACCURATELY DESCRIBED AND ARE IN ALL RESPECTS IN PROPER CONDITION FOR TRANSPORT. THE MATERIALS DESCRIBED ON THIS MANIFEST ARE NOT SUBJECT TO FEDERAL HAZARDOUS WASTE REGULATIONS

PRINTED/TYPE NAME: James L. Cooper	SIGNATURE	DATE MONTH	DAY	YEAR
		9	25	2008

TRANSPORTER

17. TRANSPORTER 1 ACKNOWLEDGEMENT OF RECEIPT OF MATERIALS

PRINTED/TYPE NAME: Charles Mitchell	SIGNATURE	DATE MONTH	DAY	YEAR
		9	25	08

18. TRANSPORTER 2 ACKNOWLEDGEMENT OF RECEIPT OF MATERIALS

PRINTED/TYPE NAME	SIGNATURE	DATE MONTH	DAY	YEAR

FACILITY

19. DESCREPANCY INDICATION SPACE

20. FACILITY OWNER OR OPERATOR; CERTIFICATION OF RECEIPT OF THE WASTE MATERIALS COVERED BY THIS MINIFEST, EXCEPT AS NOTED IN ITEM 19.

PRINTED/TYPE NAME James L. Cooper	SIGNATURE	DATE MONTH	DAY	YEAR
		9	25	2008

NON-HAZARDOUS WASTE MANIFEST

NON-HAZARDOUS WASTE MANIFEST

1. GENERATOR'S US EPA ID #:

MANIFEST DOCUMENT #:10012008-01

2. Page 1 of 1

3. GENERATOR'S NAME AND MAILING ADDRESS
Cloud's Chevron
Forest Drive and Two Notch Rd.
Columbia, SC

4. GENERATOR'S PHONE (803) 438-1331

5. TRANSPORTER 1 COMPANY NAME
PALMETTO ENVIRONMENTAL GROUP, INC.

6. US EPA ID NUMBER

A. STATE TRANSPORTER'S ID

B. TRANSPORTER'S PHONE: (803) 438-1331

7. TRANSPORTER 1 COMPANY NAME

8. US EPA ID NUMBER

C. STATE TRANSPORTER'S ID

D. TRANSPORTER'S PHONE

9. DESIGNATED FACILITY NAME AND SITE ADDRESS
Palmetto Environmental Group, Inc.
2193 Hwy 1 South
Elgin, SC 29045

10 US EPA ID NUMBER

E. STATE FACILITY ID

F. FACILITY'S PHONE
803-438-1331

11. WASTE DESCRIPTION	12. CONSTAINERS NO.	12. CONSTAINERS TYPE	13. TOTAL QUANTITY	14. UNIT WT./VOL.
A. **NON-HAZARDOUS, NON-DOT REGULATED MATERIAL WASTEWATER #2298**	1	TT	200	GAL.
B.				
C.				
D.				

G. ADDITIONAL DESCRIPTIONS FOR MATERIALS LISTED ABOVE

H. HANDLING CODES FOR WASTE LISTED ABOVE

15. SPECIAL HANDLING INSTRUCTIONS
IN CASE OF EMERGENCY, CONTACT: JIMMY COOPER (803)600-0913 CELL (803)438-1331 OFFICE

GENERATOR

16. GENERATOR'S CERTIFICATION: I HEREBY CERTIFY THAT THE CONTENTS OF THIS SHIPMENT ARE FULL AND ACCURATELY DESCRIBED AND ARE IN ALL RESPECTS IN PROPER CONDITION FOR TRANSPORT. THE MATERIALS DESCRIBED ON THIS MANIFEST ARE NOT SUBJECT TO FEDERAL HAZARDOUS WASTE REGULATIONS

PRINTED/TYPE NAME: James L. Cooper

SIGNATURE

DATE: MONTH 10 DAY 1 YEAR 2008

TRANSPORTER

17. TRANSPORTER 1 ACKNOWLEDGEMENT OF RECEIPT OF MATERIALS

PRINTED/TYPE NAME:

SIGNATURE

DATE: MONTH 10 DAY 1 YEAR 08

18. TRANSPORTER 2 ACKNOWLEDGEMENT OF RECEIPT OF MATERIALS

PRINTED/TYPE NAME

SIGNATURE

DATE: MONTH DAY YEAR

FACILITY

19. DESCREPANCY INDICATION SPACE

20. FACILITY OWNER OR OPERATOR; CERTIFICATION OF RECEIPT OF THE WASTE MATERIALS COVERED BY THIS MINIFEST, EXCEPT AS NOTED IN ITEM 19.

PRINTED/TYPE NAME James L. Cooper

SIGNATURE

DATE: MONTH 10 DAY 1 YEAR 2008

NON-HAZARDOUS WASTE MANIFEST

NON-HAZARDOUS WASTE MANIFEST	1. GENERATOR'S US EPA ID #:	MANIFEST DOCUMENT #:10022008-01	2. Page 1 of 1

3. GENERATOR'S NAME AND MAILING ADDRESS
Cloud's Chevron
Forest Drive and Two Notch Rd.
Columbia, SC

4. GENERATOR'S PHONE (803) 438-1331

5. TRANSPORTER 1 COMPANY NAME	6. US EPA ID NUMBER	A. STATE TRANSPORTER'S ID
PALMETTO ENVIRONMENTAL GROUP, INC.		B. TRANSPORTER'S PHONE: (803) 438-1331
7. TRANSPORTER 1 COMPANY NAME	8. US EPA ID NUMBER	C. STATE TRANSPORTER'S ID
		D. TRANSPORTER'S PHONE
9. DESIGNATED FACILITY NAME AND SITE ADDRESS Palmetto Environmental Group, Inc. 2193 Hwy 1 South Elgin, SC 29045	10 US EPA ID NUMBER	E. STATE FACILITY ID
		F. FACILITY'S PHONE 803-438-1331

11. WASTE DESCRIPTION	12. CONSTAINERS NO.	12. CONSTAINERS TYPE	13. TOTAL QUANTITY	14. UNIT WT./VOL.
A. **NON-HAZARDOUS, NON-DOT REGULATED MATERIAL WASTEWATER #2298**	1	TT	250	GAL.
B.				
C.				
D.				

G. ADDITIONAL DESCRIPTIONS FOR MATERIALS LISTED ABOVE	H. HANDLING CODES FOR WASTE LISTED ABOVE

15. SPECIAL HANDLING INSTRUCTIONS
IN CASE OF EMERGENCY, CONTACT: JIMMY COOPER (803)600-0913 CELL (803)438-1331 OFFICE

16. GENERATOR'S CERTIFICATION: I HEREBY CERTIFY THAT THE CONTENTS OF THIS SHIPMENT ARE FULL AND ACCURATELY DESCRIBED AND ARE IN ALL RESPECTS IN PROPER CONDITION FOR TRANSPORT. THE MATERIALS DESCRIBED ON THIS MANIFEST ARE NOT SUBJECT TO FEDERAL HAZARDOUS WASTE REGULATIONS

PRINTED/TYPE NAME: James L. Cooper	SIGNATURE	DATE MONTH	DAY	YEAR
		10	2	2008

17. TRANSPORTER 1 ACKNOWLEDGEMENT OF RECEIPT OF MATERIALS

PRINTED/TYPE NAME: Charles Mitchell	SIGNATURE	DATE MONTH	DAY	YEAR
		10	2	08

18. TRANSPORTER 2 ACKNOWLEDGEMENT OF RECEIPT OF MATERIALS

PRINTED/TYPE NAME	SIGNATURE	DATE MONTH	DAY	YEAR

19. DESCREPANCY INDICATION SPACE

20. FACILITY OWNER OR OPERATOR; CERTIFICATION OF RECEIPT OF THE WASTE MATERIALS COVERED BY THIS MINIFEST, EXCEPT AS NOTED IN ITEM 19.

PRINTED/TYPE NAME James L. Cooper	SIGNATURE	DATE MONTH	DAY	YEAR
		10	2	2008

GENERATOR

TRANSPORTER

FACILITY

NON-HAZARDOUS WASTE MANIFEST

NON-HAZARDOUS WASTE MANIFEST	1. GENERATOR'S US EPA ID #:	MANIFEST DOCUMENT #:10102008-01	2. Page 1 of 1

GENERATOR

3. GENERATOR'S NAME AND MAILING ADDRESS
Cloud's Chevron
Forest Drive and Two Notch Rd.
Columbia, SC

4. GENERATOR'S PHONE (803) 438-1331

5. TRANSPORTER 1 COMPANY NAME	6. US EPA ID NUMBER	A. STATE TRANSPORTER'S ID
PALMETTO ENVIRONMENTAL GROUP, INC.		B. TRANSPORTER'S PHONE: (803) 438-1331
7. TRANSPORTER 1 COMPANY NAME	8. US EPA ID NUMBER	C. STATE TRANSPORTER'S ID
		D. TRANSPORTER'S PHONE
9. DESIGNATED FACILITY NAME AND SITE ADDRESS Palmetto Environmental Group, Inc. 2193 Hwy 1 South Elgin, SC 29045	10 US EPA ID NUMBER	E. STATE FACILITY ID
		F. FACILITY'S PHONE 803-438-1331

11. WASTE DESCRIPTION	12. CONSTAINERS NO.	12. CONSTAINERS TYPE	13. TOTAL QUANTITY	14. UNIT WT./VOL.
A. **NON-HAZARDOUS, NON-DOT REGULATED MATERIAL WASTEWATER #2298**	1	TT	65	GAL.
B.				
C.				
D.				

G. ADDITIONAL DESCRIPTIONS FOR MATERIALS LISTED ABOVE	H. HANDLING CODES FOR WASTE LISTED ABOVE

15. SPECIAL HANDLING INSTRUCTIONS
IN CASE OF EMERGENCY, CONTACT: JIMMY COOPER (803)600-0913 CELL (803)438-1331 OFFICE

16. GENERATOR'S CERTIFICATION: I HEREBY CERTIFY THAT THE CONTENTS OF THIS SHIPMENT ARE FULL AND ACCURATELY DESCRIBED AND ARE IN ALL RESPECTS IN PROPER CONDITION FOR TRANSPORT. THE MATERIALS DESCRIBED ON THIS MANIFEST ARE NOT SUBJECT TO FEDERAL HAZARDOUS WASTE REGULATIONS

PRINTED/TYPE NAME: James L. Cooper	SIGNATURE	DATE MONTH	DAY	YEAR
		10	10	2008

TRANSPORTER

17. TRANSPORTER 1 ACKNOWLEDGEMENT OF RECEIPT OF MATERIALS

PRINTED/TYPE NAME: Charles Mabell	SIGNATURE	DATE MONTH	DAY	YEAR
		10	10	08

18. TRANSPORTER 2 ACKNOWLEDGEMENT OF RECEIPT OF MATERIALS

PRINTED/TYPE NAME	SIGNATURE	DATE MONTH	DAY	YEAR

FACILITY

19. DESCREPANCY INDICATION SPACE

20. FACILITY OWNER OR OPERATOR; CERTIFICATION OF RECEIPT OF THE WASTE MATERIALS COVERED BY THIS MINIFEST, EXCEPT AS NOTED IN ITEM 19.

PRINTED/TYPE NAME James L. Cooper	SIGNATURE	DATE MONTH	DAY	YEAR
		10	10	2008

NON-HAZARDOUS WASTE MANIFEST

NON-HAZARDOUS WASTE MANIFEST

1. GENERATOR'S US EPA ID #:

MANIFEST DOCUMENT #:10152008-01

2. Page 1 of 1

3. GENERATOR'S NAME AND MAILING ADDRESS
Cloud's Chevron
Forest Drive and Two Notch Rd.
Columbia, SC

4. GENERATOR'S PHONE (803) 438-1331

5. TRANSPORTER 1 COMPANY NAME
PALMETTO ENVIRONMENTAL GROUP, INC.

6. US EPA ID NUMBER

A. STATE TRANSPORTER'S ID

B. TRANSPORTER'S PHONE: (803) 438-1331

7. TRANSPORTER 1 COMPANY NAME

8. US EPA ID NUMBER

C. STATE TRANSPORTER'S ID

D. TRANSPORTER'S PHONE

9. DESIGNATED FACILITY NAME AND SITE ADDRESS
Palmetto Environmental Group, Inc.
2193 Hwy 1 South
Elgin, SC 29045

10 US EPA ID NUMBER

E. STATE FACILITY ID

F. FACILITY'S PHONE
803-438-1331

11. WASTE DESCRIPTION	12. CONSTAINERS NO.	12. CONSTAINERS TYPE	13. TOTAL QUANTITY	14. UNIT WT./VOL.
A. **NON-HAZARDOUS, NON-DOT REGULATED MATERIAL WASTEWATER #2298**	1	TT	95	GAL.
B.				
C.				
D.				

G. ADDITIONAL DESCRIPTIONS FOR MATERIALS LISTED ABOVE

H. HANDLING CODES FOR WASTE LISTED ABOVE

15. SPECIAL HANDLING INSTRUCTIONS
IN CASE OF EMERGENCY, CONTACT: JIMMY COOPER (803)600-0913 CELL (803)438-1331 OFFICE

16. GENERATOR'S CERTIFICATION: I HEREBY CERTIFY THAT THE CONTENTS OF THIS SHIPMENT ARE FULL AND ACCURATELY DESCRIBED AND ARE IN ALL RESPECTS IN PROPER CONDITION FOR TRANSPORT. THE MATERIALS DESCRIBED ON THIS MANIFEST ARE NOT SUBJECT TO FEDERAL HAZARDOUS WASTE REGULATIONS

PRINTED/TYPE NAME: James L. Cooper

SIGNATURE

DATE: MONTH 10 DAY 15 YEAR 2008

17. ~~TRANSPORTER 1~~ ACKNOWLEDGEMENT OF RECEIPT OF MATERIALS

PRINTED/TYPE NAME:

SIGNATURE

DATE: MONTH DAY YEAR

18. TRANSPORTER 2 ACKNOWLEDGEMENT OF RECEIPT OF MATERIALS

PRINTED/TYPE NAME Charles Mitchell

SIGNATURE

DATE: MONTH 10 DAY 15 YEAR 08

19. DESCREPANCY INDICATION SPACE

20. FACILITY OWNER OR OPERATOR; CERTIFICATION OF RECEIPT OF THE WASTE MATERIALS COVERED BY THIS MINIFEST, EXCEPT AS NOTED IN ITEM 19.

PRINTED/TYPE NAME James L. Cooper

SIGNATURE

DATE: MONTH 10 DAY 15 YEAR 2008

GENERATOR

TRANSPORTER

FACILITY

NON-HAZARDOUS WASTE MANIFEST

NON-HAZARDOUS WASTE MANIFEST	1. GENERATOR'S US EPA ID #:	MANIFEST DOCUMENT #: 11052008-01	2. Page 1 of 1

GENERATOR

3. GENERATOR'S NAME AND MAILING ADDRESS
Palmetto Environmental Group, Inc.
P. O. Box 427
Elgin, SC 29075

4. GENERATOR'S PHONE (803) 438-1331

5. TRANSPORTER 1 COMPANY NAME	6. US EPA ID NUMBER	A. STATE TRANSPORTER'S ID
PALMETTO ENVIRONMENTAL GROUP, INC.		B. TRANSPORTER'S PHONE: (803) 438-1331
7. TRANSPORTER 1 COMPANY NAME	8. US EPA ID NUMBER	C. STATE TRANSPORTER'S ID
		D. TRANSPORTER'S PHONE
9. DESIGNATED FACILITY NAME AND SITE ADDRESS EQ OF AUGUSTA 3920 GOSHEN INDUSTRIAL BLVD. AUGUSTA, GA 30906	10 US EPA ID NUMBER GAR000011817	E. STATE FACILITY ID
		F. FACILITY'S PHONE 706-771-9100

11. WASTE DESCRIPTION	12. CONSTAINERS NO.	12. CONSTAINERS TYPE	13. TOTAL QUANTITY	14. UNIT WT./VOL.
A. **NON-HAZARDOUS, NON-DOT REGULATED MATERIAL WASTEWATER #2298**	1	TT	5000	GAL.
B.				
C.				
D.				

G. ADDITIONAL DESCRIPTIONS FOR MATERIALS LISTED ABOVE

H. HANDLING CODES FOR WASTE LISTED ABOVE

15. SPECIAL HANDLING INSTRUCTIONS
IN CASE OF EMERGENCY, CONTACT: JIMMY COOPER (803)600-0913 CELL (803)438-1331 OFFICE

16. GENERATOR'S CERTIFICATION: I HEREBY CERITFY THAT THE CONTENTS OF THIS SHIPMENT ARE FULL AND ACCURATELY DESCRIBED AND ARE IN ALL RESPECTS IN PROPER CONDITION FOR TRANSPORT. THE MATERIALS DESCRIBED ON THIS MANIFEST ARE NOT SUBJECT TO FEDERAL HAZARDOUS WASTE REGULATIONS

PRINTED/TYPE NAME:	SIGNATURE	DATE MONTH	DAY	YEAR
JAMES L. COOPER		11	5	2008

TRANSPORTER

17. TRANSPORTER 1 ACKNOWLEDGEMENT OF RECEIPT OF MATERIALS

PRINTED/TYPE NAME	SIGNATURE	DATE MONTH	DAY	YEAR
William Patton Jr	William Patton Jr	11	6	2008

18. TRANSPORTER 2 ACKNOWLEDGEMENT OF RECEIPT OF MATERIALS

PRINTED/TYPE NAME	SIGNATURE	DATE MONTH	DAY	YEAR
William Patton Jr	William Patton Jr	11	8	2008

19. DESCREPANCY INDICATION SPACE

FACILITY

20. FACILITY OWNER OR OPERATOR; CERTIFICATION OF RECEIPT OF THE WASTE MATERIALS COVERED BY THIS MINIFEST, EXCEPT AS NOTED IN ITEM 19.

PRINTED/TYPE NAME	SIGNATURE	DATE MONTH	DAY	YEAR
ED CONNOR		11	5	08

Pace Analytical®
www.pacelabs.com

Pace Analytical Services, Inc.
2225 Riverside Dr.
Asheville, NC 28804
(828)254-7176

Pace Analytical Services, Inc.
9800 Kincey Ave. Suite 100
Huntersville, NC 28078
(704)875-9092

November 06, 2008

Mr. Jimmy Cooper
Palmetto Environmental Group
P.O. Box 427
2193 Hwy 1
Elgin, SC 29045

RE: Project: CLOUD'S CHEVERON
Pace Project No.: 9230783

Dear Mr. Cooper:
Enclosed are the analytical results for sample(s) received by the laboratory on October 24, 2008. The results relate only to the samples included in this report. Results reported herein conform to the most current NELAC standards, where applicable, unless otherwise narrated in the body of the report.

Inorganic Wet Chemistry and Metals analyses were performed at our Pace Asheville laboratory and Organic testing was performed at our Pace Huntersville laboratory unless otherwise footnoted. All Microbiological analyses were performed at the laboratory where the samples were received.

If you have any questions concerning this report, please feel free to contact me.

Sincerely,

Renee Spencer

Renee Spencer

renee.spencer@pacelabs.com
Project Manager

Enclosures

This report shall not be reproduced, except in full,
without the written consent of Pace Analytical Services, Inc..

ACCREDITED IN ACCORDANCE WITH nelac

Pace Analytical®
www.pacelabs.com

Pace Analytical Services, Inc.
2225 Riverside Dr.
Asheville, NC 28804
(828)254-7176

Pace Analytical Services, Inc.
9800 Kincey Ave. Suite 100
Huntersville, NC 28078
(704)875-9092

CERTIFICATIONS

Project: CLOUD'S CHEVERON
Pace Project No.: 9230783

Charlotte Certification IDs
Connecticut Certification Number: PH-0104
Pennsylvania Certification Number: 68-00784
West Virginia Certification Number: 357
Virginia Certification Number: 00213
Tennessee Certification Number: 04010
South Carolina Drinking Water Cert. Number: 990060003
South Carolina Certification Number: 990060001
North Carolina Field Services Certification Number: 5342
North Carolina Wastewater Certification Number: 12
North Carolina Drinking Water Certification Number: 37706
Louisiana/LELAP Certification Number: 04034
Kentucky UST Certification Number: 84
New Jersey Certification Number: NC012
Florida/NELAP Certification Number: E87627

Asheville Certification IDs
Connecticut Certification Number: PH-0106
Massachusetts Certification Number: M-NC030
West Virginia Certification Number: 356
Virginia Certification Number: 00072
Tennessee Certification Number: 2980
South Carolina Bioassay Certification Number: 99030002
South Carolina Certification Number: 99030001
Pennsylvania Certification Number: 68-03578
North Carolina Bioassay Certification Number: 9
North Carolina Wastewater Certification Number: 40
North Carolina Drinking Water Certification Number: 37712
New Jersey Certification Number: NC011
Louisiana/LELAP Certification Number: 03095
Florida/NELAP Certification Number: E87648

Eden Certification IDs
Virginia Drinking Water Certification Number: 00424
North Carolina Wastewater Certification Number: 633
North Carolina Drinking Water Certification Number: 37738

This report shall not be reproduced, except in full,
without the written consent of Pace Analytical Services, Inc..

ACCREDITED IN ACCORDANCE WITH nelac

Pace Analytical®
www.pacelabs.com

Pace Analytical Services, Inc.
2225 Riverside Dr.
Asheville, NC 28804
(828)254-7176

Pace Analytical Services, Inc.
9800 Kincey Ave. Suite 100
Huntersville, NC 28078
(704)875-9092

SAMPLE SUMMARY

Project: CLOUD'S CHEVERON
Pace Project No.: 9230783

Lab ID	Sample ID	Matrix	Date Collected	Date Received
9230783001	MW-3	Water	10/20/08 09:25	10/24/08 15:40
9230783002	MW-4	Water	10/20/08 10:00	10/24/08 15:40
9230783003	MW-6	Water	10/20/08 10:10	10/24/08 15:40
9230783004	MW-7	Water	10/20/08 10:15	10/24/08 15:40
9230783005	MW-8	Water	10/21/08 10:30	10/24/08 15:40
9230783006	MW-10	Water	10/21/08 12:55	10/24/08 15:40
9230783007	MW-11	Water	10/21/08 12:01	10/24/08 15:40
9230783008	MW-12	Water	10/21/08 13:50	10/24/08 15:40
9230783009	MW-13	Water	10/21/08 14:31	10/24/08 15:40
9230783010	MW-15	Water	10/21/08 14:20	10/24/08 15:40
9230783011	MW-16	Water	10/22/08 08:30	10/24/08 15:40
9230783012	MW-17	Water	10/22/08 08:18	10/24/08 15:40
9230783013	MW-18	Water	10/20/08 14:25	10/24/08 15:40
9230783014	MW-19	Water	10/20/08 14:45	10/24/08 15:40
9230783015	MW-20	Water	10/20/08 12:30	10/24/08 15:40
9230783016	MW-22	Water	10/20/08 12:51	10/24/08 15:40
9230783017	MW-23	Water	10/20/08 13:40	10/24/08 15:40
9230783018	MW-24	Water	10/20/08 13:15	10/24/08 15:40
9230783019	MW-25	Water	10/20/08 11:55	10/24/08 15:40
9230783020	MW-27	Water	10/20/08 11:20	10/24/08 15:40
9230783021	MW-28	Water	10/20/08 11:02	10/24/08 15:40
9230783022	MW-29	Water	10/20/08 10:55	10/24/08 15:40
9230783023	MW-30	Water	10/20/08 14:38	10/24/08 15:40
9230783024	MW-32	Water	10/20/08 14:07	10/24/08 15:40
9230783025	MW-33	Water	10/20/08 14:22	10/24/08 15:40
9230783026	MW-34	Water	10/20/08 15:40	10/24/08 15:40
9230783027	MW-35	Water	10/20/08 15:25	10/24/08 15:40
9230783028	MW-36	Water	10/20/08 00:00	10/24/08 15:40
9230783029	MW-37	Water	10/20/08 14:55	10/24/08 15:40
9230783030	MW-38	Water	10/20/08 14:40	10/24/08 15:40
9230783031	MW-39	Water	10/20/08 08:43	10/24/08 15:40
9230783032	MW-40	Water	10/20/08 08:51	10/24/08 15:40
9230783033	MW-41	Water	10/20/08 09:03	10/24/08 15:40
9230783034	MW-42	Water	10/20/08 09:14	10/24/08 15:40
9230783035	MW-43	Water	10/20/08 09:55	10/24/08 15:40
9230783036	MW-44	Water	10/22/08 10:02	10/24/08 15:40
9230783037	MW-45	Water	10/22/08 09:23	10/24/08 15:40

This report shall not be reproduced, except in full,
without the written consent of Pace Analytical Services, Inc..

ACCREDITED IN ACCORDANCE WITH nelac

Pace Analytical®
www.pacelabs.com

Pace Analytical Services, Inc.
2225 Riverside Dr.
Asheville, NC 28804
(828)254-7176

Pace Analytical Services, Inc.
9800 Kincey Ave. Suite 100
Huntersville, NC 28078
(704)875-9092

SAMPLE SUMMARY

Project: CLOUD'S CHEVERON
Pace Project No.: 9230783

Lab ID	Sample ID	Matrix	Date Collected	Date Received
9230783038	MW-46	Water	10/22/08 09:46	10/24/08 15:40
9230783039	MW-47	Water	10/22/08 08:30	10/24/08 15:40
9230783040	MW-48	Water	10/22/08 08:50	10/24/08 15:40
9230783041	MW-49	Water	10/22/08 09:03	10/24/08 15:40
9230783042	MW-50	Water	10/22/08 09:15	10/24/08 15:40
9230783043	MW-51	Water	10/21/08 12:20	10/24/08 15:40
9230783044	MW-53	Water	10/21/08 14:33	10/24/08 15:40
9230783045	MW-54	Water	10/21/08 14:42	10/24/08 15:40
9230783046	MW-55	Water	10/21/08 12:44	10/24/08 15:40
9230783047	MW-56	Water	10/21/08 13:32	10/24/08 15:40
9230783048	MW-57	Water	10/21/08 15:00	10/24/08 15:40
9230783049	MW-58	Water	10/21/08 11:21	10/24/08 15:40
9230783050	MW-59	Water	10/21/08 15:00	10/24/08 15:40
9230783051	MW-60	Water	10/21/08 13:21	10/24/08 15:40
9230783052	MW-62	Water	10/21/08 10:45	10/24/08 15:40
9230783053	MW-63	Water	10/21/08 10:47	10/24/08 15:40
9230783054	MW-64	Water	10/21/08 10:10	10/24/08 15:40
9230783055	MW-65	Water	10/21/08 10:24	10/24/08 15:40
9230783056	MW-66	Water	10/21/08 09:20	10/24/08 15:40
9230783057	MW-67	Water	10/21/08 08:34	10/24/08 15:40
9230783058	MW-68	Water	10/21/08 10:17	10/24/08 15:40
9230783059	MW-69	Water	10/21/08 10:05	10/24/08 15:40
9230783060	MW-70	Water	10/21/08 09:53	10/24/08 15:40
9230783061	MW-5aR	Water	10/20/08 12:10	10/24/08 15:40
9230783062	PW-1R	Water	10/20/08 13:00	10/24/08 15:40
9230783063	DW-1	Water	10/20/08 09:05	10/24/08 15:40
9230783064	DW-2	Water	10/20/08 09:20	10/24/08 15:40
9230783065	DW-3	Water	10/20/08 13:03	10/24/08 15:40
9230783066	DW-4	Water	10/20/08 12:44	10/24/08 15:40
9230783067	DW-5	Water	10/20/08 15:25	10/24/08 15:40
9230783068	DW-6	Water	10/21/08 09:24	10/24/08 15:40
9230783069	DW-7	Water	10/21/08 13:53	10/24/08 15:40
9230783070	DW-8	Water	10/21/08 11:13	10/24/08 15:40
9230783071	DW-9	Water	10/21/08 11:28	10/24/08 15:40
9230783072	SW-1	Water	10/21/08 13:55	10/24/08 15:40

This report shall not be reproduced, except in full,
without the written consent of Pace Analytical Services, Inc..

ACCREDITED IN ACCORDANCE WITH nelac

Pace Analytical®
www.pacelabs.com

Pace Analytical Services, Inc.
2225 Riverside Dr.
Asheville, NC 28804
(828)254-7176

Pace Analytical Services, Inc.
9800 Kincey Ave. Suite 100
Huntersville, NC 28078
(704)875-9092

SAMPLE ANALYTE COUNT

Project: CLOUD'S CHEVERON
Pace Project No.: 9230783

Lab ID	Sample ID	Method	Analysts	Analytes Reported
9230783001	MW-3	EPA 8011	CAH	2
		EPA 8260	MCK	20
9230783002	MW-4	EPA 8011	CAH	2
		EPA 8260	MCK	20
9230783003	MW-6	EPA 8011	CAH	2
		EPA 8260	MCK	20
9230783004	MW-7	EPA 8011	CAH	2
		EPA 8260	MCK	20
9230783005	MW-8	EPA 8011	CAH	2
		EPA 8260	MCK	20
9230783006	MW-10	EPA 8011	CAH	2
		EPA 8260	MCK	20
9230783007	MW-11	EPA 8011	CAH	2
		EPA 8260	MCK	20
9230783008	MW-12	EPA 8011	CAH	2
		EPA 8260	MCK	20
9230783009	MW-13	EPA 8011	CAH	2
		EPA 8260	MCK	20
9230783010	MW-15	EPA 8011	CAH	2
		EPA 8260	MCK	20
9230783011	MW-16	EPA 8011	CAH	2
		EPA 8260	MCK	20
9230783012	MW-17	EPA 8011	CAH	2
		EPA 8260	MCK	20
9230783013	MW-18	EPA 8011	CAH	2
		EPA 8260	MCK	20
9230783014	MW-19	EPA 8011	CAH	2
		EPA 8260	MCK	20
9230783015	MW-20	EPA 8011	CAH	2
		EPA 8260	MCK	20
9230783016	MW-22	EPA 8011	CAH	2
		EPA 8260	MCK	20
9230783017	MW-23	EPA 8011	CAH	2
		EPA 8260	MCK	20
9230783018	MW-24	EPA 8011	CAH	2
		EPA 8260	MCK	20
9230783019	MW-25	EPA 8011	CAH	2

This report shall not be reproduced, except in full,
without the written consent of Pace Analytical Services, Inc..

ACCREDITED IN ACCORDANCE WITH nelac

Pace Analytical®
www.pacelabs.com

Pace Analytical Services, Inc.
2225 Riverside Dr.
Asheville, NC 28804
(828)254-7176

Pace Analytical Services, Inc.
9800 Kincey Ave. Suite 100
Huntersville, NC 28078
(704)875-9092

SAMPLE ANALYTE COUNT

Project: CLOUD'S CHEVERON
Pace Project No.: 9230783

Lab ID	Sample ID	Method	Analysts	Analytes Reported
9230783020	MW-27	EPA 8260	MCK	20
		EPA 8011	CAH	2
9230783021	MW-28	EPA 8260	MCK	20
		EPA 8011	CAH	2
9230783022	MW-29	EPA 8260	MCK	20
		EPA 8011	CAH	2
9230783023	MW-30	EPA 8260	MCK	20
		EPA 8011	CAH	2
9230783024	MW-32	EPA 8260	MCK	20
		EPA 8011	CAH	2
9230783025	MW-33	EPA 8260	MCK	20
		EPA 8011	CAH	2
9230783026	MW-34	EPA 8260	MCK	20
		EPA 8011	CAH	2
9230783027	MW-35	EPA 8260	MCK	20
		EPA 8011	CAH	2
9230783028	MW-36	EPA 8260	MCK	20
		EPA 8011	CAH	2
9230783029	MW-37	EPA 8260	MCK	20
		EPA 8011	CAH	2
9230783030	MW-38	EPA 8260	MCK	20
		EPA 8011	CAH	2
9230783031	MW-39	EPA 8260	MCK	20
		EPA 8011	CAH	2
9230783032	MW-40	EPA 8260	MCK	20
		EPA 8011	CAH	2
9230783033	MW-41	EPA 8260	MCK	20
		EPA 8011	CAH	2
9230783034	MW-42	EPA 8260	MCK	20
		EPA 8011	CAH	2
9230783035	MW-43	EPA 8260	MCK	20
		EPA 8011	CAH	2
9230783036	MW-44	EPA 8260	MCK	20
		EPA 8011	CAH	2
9230783037	MW-45	EPA 8260	MCK	20
		EPA 8011	CAH	2

This report shall not be reproduced, except in full,
without the written consent of Pace Analytical Services, Inc..

ACCREDITED IN ACCORDANCE WITH nelac

Pace Analytical®
www.pacelabs.com

Pace Analytical Services, Inc.
2225 Riverside Dr.
Asheville, NC 28804
(828)254-7176

Pace Analytical Services, Inc.
9800 Kincey Ave. Suite 100
Huntersville, NC 28078
(704)875-9092

SAMPLE ANALYTE COUNT

Project: CLOUD'S CHEVERON
Pace Project No.: 9230783

Lab ID	Sample ID	Method	Analysts	Analytes Reported
9230783038	MW-46	EPA 8011	CAH	2
		EPA 8260	MCK	20
9230783039	MW-47	EPA 8011	CAH	2
		EPA 8260	MCK	20
9230783040	MW-48	EPA 8011	CAH	2
		EPA 8260	MCK	20
9230783041	MW-49	EPA 8011	CAH	2
		EPA 8260	MCK	20
9230783042	MW-50	EPA 8011	CAH	2
		EPA 8260	MCK	20
9230783043	MW-51	EPA 8011	CAH	2
		EPA 8260	MCK	20
9230783044	MW-53	EPA 8011	CAH	2
		EPA 8260	MCK	20
9230783045	MW-54	EPA 8011	CAH	2
		EPA 8260	MCK	20
9230783046	MW-55	EPA 8011	CAH	2
		EPA 8260	MCK	20
9230783047	MW-56	EPA 8011	CAH	2
		EPA 8260	MCK	20
9230783048	MW-57	EPA 8011	CAH	2
		EPA 8260	MCK	20
9230783049	MW-58	EPA 8011	CAH	2
		EPA 8260	MCK	20
9230783050	MW-59	EPA 8011	CAH	2
		EPA 8260	MCK	20
9230783051	MW-60	EPA 8011	CAH	2
		EPA 8260	MCK	20
9230783052	MW-62	EPA 8011	CAH	2
		EPA 8260	MCK	20
9230783053	MW-63	EPA 8011	CAH	2
		EPA 8260	MCK	20
9230783054	MW-64	EPA 8011	CAH	2
		EPA 8260	MCK	20
9230783055	MW-65	EPA 8011	CAH	2
		EPA 8260	MCK	20
9230783056	MW-66	EPA 8011	CAH	2

This report shall not be reproduced, except in full,
without the written consent of Pace Analytical Services, Inc..

ACCREDITED IN ACCORDANCE WITH nelac

Pace Analytical®
www.pacelabs.com

Pace Analytical Services, Inc.
2225 Riverside Dr.
Asheville, NC 28804
(828)254-7176

Pace Analytical Services, Inc.
9800 Kincey Ave. Suite 100
Huntersville, NC 28078
(704)875-9092

SAMPLE ANALYTE COUNT

Project: CLOUD'S CHEVERON
Pace Project No.: 9230783

Lab ID	Sample ID	Method	Analysts	Analytes Reported
9230783057	MW-67	EPA 8260	MCK	20
		EPA 8011	CAH	2
9230783058	MW-68	EPA 8260	MCK	20
		EPA 8011	CAH	2
9230783059	MW-69	EPA 8260	MCK	20
		EPA 8011	CAH	2
9230783060	MW-70	EPA 8260	MCK	20
		EPA 8011	CAH	2
9230783061	MW-5aR	EPA 8260	MCK	20
		EPA 8011	CAH	2
9230783062	PW-1R	EPA 8260	MCK	20
		EPA 8011	CAH	2
9230783063	DW-1	EPA 8260	MCK	20
		EPA 8011	CAH	2
9230783064	DW-2	EPA 8260	MCK	20
		EPA 8011	CAH	2
9230783065	DW-3	EPA 8260	MCK	20
		EPA 8011	CAH	2
9230783066	DW-4	EPA 8260	MCK	20
		EPA 8011	CAH	2
9230783067	DW-5	EPA 8260	MCK	20
		EPA 8011	CAH	2
9230783068	DW-6	EPA 8260	MCK	20
		EPA 8011	CAH	2
9230783069	DW-7	EPA 8260	MCK	20
		EPA 8011	CAH	2
9230783070	DW-8	EPA 8260	MCK	20
		EPA 8011	CAH	2
9230783071	DW-9	EPA 8260	MCK	20
		EPA 8011	CAH	2
9230783072	SW-1	EPA 8260	MCK	20
		EPA 8011	CAH	2
		EPA 8260	MCK	20

This report shall not be reproduced, except in full,
without the written consent of Pace Analytical Services, Inc..

ACCREDITED IN ACCORDANCE WITH nelac

Pace Analytical®
www.pacelabs.com

Pace Analytical Services, Inc.
2225 Riverside Dr.
Asheville, NC 28804
(828)254-7176

Pace Analytical Services, Inc.
9800 Kincey Ave. Suite 100
Huntersville, NC 28078
(704)875-9092

ANALYTICAL RESULTS

Project: CLOUD'S CHEVERON
Pace Project No.: 9230783

Sample: MW-3 **Lab ID: 9230783001** Collected: 10/20/08 09:25 Received: 10/24/08 15:40 Matrix: Water

Parameters	Results	Units	Report Limit	DF	Prepared	Analyzed	CAS No.	Qual
8011 GCS EDB and DBCP	Analytical Method: EPA 8011 Preparation Method: EPA 8011							
1,2-Dibromoethane (EDB)	**6.2**	ug/L	0.19	10	10/29/08 10:29	11/03/08 13:55	106-93-4	
1-Chloro-2-bromopropane (S)	81	%	60-140	1	10/29/08 10:29	10/31/08 14:24	301-79-56	
8260 MSV Oxygenates	Analytical Method: EPA 8260							
tert-Amyl Alcohol	**2210**	ug/L	1000	10		11/03/08 14:22	75-85-4	
tert-Amylmethyl ether	ND	ug/L	100	10		11/03/08 14:22	994-05-8	
Benzene	ND	ug/L	50.0	10		11/03/08 14:22	71-43-2	
3,3-Dimethyl-1-Butanol	ND	ug/L	1000	10		11/03/08 14:22	624-95-3	
tert-Butyl Alcohol	ND	ug/L	1000	10		11/03/08 14:22	75-65-0	
tert-Butyl Formate	ND	ug/L	500	10		11/03/08 14:22	762-75-4	
Diisopropyl ether	ND	ug/L	50.0	10		11/03/08 14:22	108-20-3	
Ethanol	ND	ug/L	2000	10		11/03/08 14:22	64-17-5	
Ethylbenzene	ND	ug/L	50.0	10		11/03/08 14:22	100-41-4	
Ethyl-tert-butyl ether	ND	ug/L	100	10		11/03/08 14:22	637-92-3	
Methyl-tert-butyl ether	**1890**	ug/L	50.0	10		11/03/08 14:22	1634-04-4	
Naphthalene	**713**	ug/L	50.0	10		11/03/08 14:22	91-20-3	
Toluene	ND	ug/L	50.0	10		11/03/08 14:22	108-88-3	
Xylene (Total)	**105**	ug/L	100	10		11/03/08 14:22	1330-20-7	
m&p-Xylene	ND	ug/L	100	10		11/03/08 14:22	1330-20-7	
o-Xylene	ND	ug/L	50.0	10		11/03/08 14:22	95-47-6	
Dibromofluoromethane (S)	99	%	85-115	10		11/03/08 14:22	1868-53-7	
Toluene-d8 (S)	103	%	70-120	10		11/03/08 14:22	2037-26-5	
4-Bromofluorobenzene (S)	98	%	87-109	10		11/03/08 14:22	460-00-4	
1,2-Dichloroethane-d4 (S)	101	%	79-120	10		11/03/08 14:22	17060-07-0	

This report shall not be reproduced, except in full,
without the written consent of Pace Analytical Services, Inc..

ACCREDITED IN ACCORDANCE WITH nelac

Pace Analytical®
www.pacelabs.com

Pace Analytical Services, Inc.
2225 Riverside Dr.
Asheville, NC 28804
(828)254-7176

Pace Analytical Services, Inc.
9800 Kincey Ave. Suite 100
Huntersville, NC 28078
(704)875-9092

ANALYTICAL RESULTS

Project: CLOUD'S CHEVERON
Pace Project No.: 9230783

Sample: MW-4 **Lab ID: 9230783002** Collected: 10/20/08 10:00 Received: 10/24/08 15:40 Matrix: Water

Parameters	Results	Units	Report Limit	DF	Prepared	Analyzed	CAS No.	Qual
8011 GCS EDB and DBCP	Analytical Method: EPA 8011 Preparation Method: EPA 8011							
1,2-Dibromoethane (EDB)	ND	ug/L	0.019	1	10/29/08 10:30	10/31/08 14:36	106-93-4	
1-Chloro-2-bromopropane (S)	96	%	60-140	1	10/29/08 10:30	10/31/08 14:36	301-79-56	
8260 MSV Oxygenates	Analytical Method: EPA 8260							
tert-Amyl Alcohol	ND	ug/L	100	1		10/28/08 12:35	75-85-4	
tert-Amylmethyl ether	ND	ug/L	10.0	1		10/28/08 12:35	994-05-8	
Benzene	ND	ug/L	5.0	1		10/28/08 12:35	71-43-2	
3,3-Dimethyl-1-Butanol	ND	ug/L	100	1		10/28/08 12:35	624-95-3	
tert-Butyl Alcohol	ND	ug/L	100	1		10/28/08 12:35	75-65-0	
tert-Butyl Formate	ND	ug/L	50.0	1		10/28/08 12:35	762-75-4	
Diisopropyl ether	ND	ug/L	5.0	1		10/28/08 12:35	108-20-3	
Ethanol	ND	ug/L	200	1		10/28/08 12:35	64-17-5	
Ethylbenzene	ND	ug/L	5.0	1		10/28/08 12:35	100-41-4	
Ethyl-tert-butyl ether	ND	ug/L	10.0	1		10/28/08 12:35	637-92-3	
Methyl-tert-butyl ether	**10.8**	ug/L	5.0	1		10/28/08 12:35	1634-04-4	
Naphthalene	ND	ug/L	5.0	1		10/28/08 12:35	91-20-3	
Toluene	ND	ug/L	5.0	1		10/28/08 12:35	108-88-3	
Xylene (Total)	ND	ug/L	10.0	1		10/28/08 12:35	1330-20-7	
m&p-Xylene	ND	ug/L	10.0	1		10/28/08 12:35	1330-20-7	
o-Xylene	ND	ug/L	5.0	1		10/28/08 12:35	95-47-6	
Dibromofluoromethane (S)	87	%	85-115	1		10/28/08 12:35	1868-53-7	
Toluene-d8 (S)	103	%	70-120	1		10/28/08 12:35	2037-26-5	
4-Bromofluorobenzene (S)	96	%	87-109	1		10/28/08 12:35	460-00-4	
1,2-Dichloroethane-d4 (S)	92	%	79-120	1		10/28/08 12:35	17060-07-0	

This report shall not be reproduced, except in full,
without the written consent of Pace Analytical Services, Inc..

ACCREDITED IN ACCORDANCE WITH nelac

Pace Analytical®
www.pacelabs.com

Pace Analytical Services, Inc.
2225 Riverside Dr.
Asheville, NC 28804
(828)254-7176

Pace Analytical Services, Inc.
9800 Kincey Ave. Suite 100
Huntersville, NC 28078
(704)875-9092

ANALYTICAL RESULTS

Project: CLOUD'S CHEVERON
Pace Project No.: 9230783

Sample: MW-6 **Lab ID: 9230783003** Collected: 10/20/08 10:10 Received: 10/24/08 15:40 Matrix: Water

Parameters	Results	Units	Report Limit	DF	Prepared	Analyzed	CAS No.	Qual
8011 GCS EDB and DBCP	Analytical Method: EPA 8011 Preparation Method: EPA 8011							
1,2-Dibromoethane (EDB)	**0.16**	ug/L	0.019	1	10/29/08 10:30	10/31/08 14:48	106-93-4	
1-Chloro-2-bromopropane (S)	133	%	60-140	1	10/29/08 10:30	10/31/08 14:48	301-79-56	
8260 MSV Oxygenates	Analytical Method: EPA 8260							
tert-Amyl Alcohol	ND	ug/L	2000	20		10/28/08 16:36	75-85-4	
tert-Amylmethyl ether	ND	ug/L	200	20		10/28/08 16:36	994-05-8	
Benzene	ND	ug/L	100	20		10/28/08 16:36	71-43-2	
3,3-Dimethyl-1-Butanol	ND	ug/L	2000	20		10/28/08 16:36	624-95-3	
tert-Butyl Alcohol	ND	ug/L	2000	20		10/28/08 16:36	75-65-0	
tert-Butyl Formate	ND	ug/L	1000	20		10/28/08 16:36	762-75-4	
Diisopropyl ether	ND	ug/L	100	20		10/28/08 16:36	108-20-3	
Ethanol	ND	ug/L	4000	20		10/28/08 16:36	64-17-5	
Ethylbenzene	ND	ug/L	100	20		10/28/08 16:36	100-41-4	
Ethyl-tert-butyl ether	ND	ug/L	200	20		10/28/08 16:36	637-92-3	
Methyl-tert-butyl ether	**2560**	ug/L	100	20		10/28/08 16:36	1634-04-4	
Naphthalene	ND	ug/L	100	20		10/28/08 16:36	91-20-3	
Toluene	ND	ug/L	100	20		10/28/08 16:36	108-88-3	
Xylene (Total)	ND	ug/L	200	20		10/28/08 16:36	1330-20-7	
m&p-Xylene	ND	ug/L	200	20		10/28/08 16:36	1330-20-7	
o-Xylene	ND	ug/L	100	20		10/28/08 16:36	95-47-6	
Dibromofluoromethane (S)	101	%	85-115	20		10/28/08 16:36	1868-53-7	
Toluene-d8 (S)	101	%	70-120	20		10/28/08 16:36	2037-26-5	
4-Bromofluorobenzene (S)	95	%	87-109	20		10/28/08 16:36	460-00-4	
1,2-Dichloroethane-d4 (S)	98	%	79-120	20		10/28/08 16:36	17060-07-0	

This report shall not be reproduced, except in full,
without the written consent of Pace Analytical Services, Inc..

ACCREDITED IN ACCORDANCE WITH nelac

Pace Analytical®
www.pacelabs.com

Pace Analytical Services, Inc.
2225 Riverside Dr.
Asheville, NC 28804
(828)254-7176

Pace Analytical Services, Inc.
9800 Kincey Ave. Suite 100
Huntersville, NC 28078
(704)875-9092

ANALYTICAL RESULTS

Project: CLOUD'S CHEVERON
Pace Project No.: 9230783

Sample: MW-7 **Lab ID: 9230783004** Collected: 10/20/08 10:15 Received: 10/24/08 15:40 Matrix: Water

Parameters	Results	Units	Report Limit	DF	Prepared	Analyzed	CAS No.	Qual
8011 GCS EDB and DBCP	Analytical Method: EPA 8011 Preparation Method: EPA 8011							
1,2-Dibromoethane (EDB)	ND	ug/L	0.019	1	10/29/08 10:30	10/31/08 15:00	106-93-4	
1-Chloro-2-bromopropane (S)	91	%	60-140	1	10/29/08 10:30	10/31/08 15:00	301-79-56	
8260 MSV Oxygenates	Analytical Method: EPA 8260							
tert-Amyl Alcohol	ND	ug/L	100	1		10/28/08 12:58	75-85-4	
tert-Amylmethyl ether	ND	ug/L	10.0	1		10/28/08 12:58	994-05-8	
Benzene	ND	ug/L	5.0	1		10/28/08 12:58	71-43-2	
3,3-Dimethyl-1-Butanol	ND	ug/L	100	1		10/28/08 12:58	624-95-3	
tert-Butyl Alcohol	ND	ug/L	100	1		10/28/08 12:58	75-65-0	
tert-Butyl Formate	ND	ug/L	50.0	1		10/28/08 12:58	762-75-4	
Diisopropyl ether	ND	ug/L	5.0	1		10/28/08 12:58	108-20-3	
Ethanol	ND	ug/L	200	1		10/28/08 12:58	64-17-5	
Ethylbenzene	ND	ug/L	5.0	1		10/28/08 12:58	100-41-4	
Ethyl-tert-butyl ether	ND	ug/L	10.0	1		10/28/08 12:58	637-92-3	
Methyl-tert-butyl ether	ND	ug/L	5.0	1		10/28/08 12:58	1634-04-4	
Naphthalene	ND	ug/L	5.0	1		10/28/08 12:58	91-20-3	
Toluene	ND	ug/L	5.0	1		10/28/08 12:58	108-88-3	
Xylene (Total)	ND	ug/L	10.0	1		10/28/08 12:58	1330-20-7	
m&p-Xylene	ND	ug/L	10.0	1		10/28/08 12:58	1330-20-7	
o-Xylene	ND	ug/L	5.0	1		10/28/08 12:58	95-47-6	
Dibromofluoromethane (S)	89	%	85-115	1		10/28/08 12:58	1868-53-7	
Toluene-d8 (S)	102	%	70-120	1		10/28/08 12:58	2037-26-5	
4-Bromofluorobenzene (S)	98	%	87-109	1		10/28/08 12:58	460-00-4	
1,2-Dichloroethane-d4 (S)	93	%	79-120	1		10/28/08 12:58	17060-07-0	

This report shall not be reproduced, except in full,
without the written consent of Pace Analytical Services, Inc..

ACCREDITED IN ACCORDANCE WITH nelac

Pace Analytical®
www.pacelabs.com

Pace Analytical Services, Inc.
2225 Riverside Dr.
Asheville, NC 28804
(828)254-7176

Pace Analytical Services, Inc.
9800 Kincey Ave. Suite 100
Huntersville, NC 28078
(704)875-9092

ANALYTICAL RESULTS

Project: CLOUD'S CHEVERON
Pace Project No.: 9230783

Sample: MW-8 **Lab ID: 9230783005** Collected: 10/21/08 10:30 Received: 10/24/08 15:40 Matrix: Water

Parameters	Results	Units	Report Limit	DF	Prepared	Analyzed	CAS No.	Qual
8011 GCS EDB and DBCP	Analytical Method: EPA 8011 Preparation Method: EPA 8011							
1,2-Dibromoethane (EDB)	ND	ug/L	0.019	1	11/03/08 14:26	11/04/08 00:05	106-93-4	
1-Chloro-2-bromopropane (S)	90	%	60-140	1	11/03/08 14:26	11/04/08 00:05	301-79-56	
8260 MSV Oxygenates	Analytical Method: EPA 8260							
tert-Amyl Alcohol	ND	ug/L	100	1		10/28/08 16:07	75-85-4	
tert-Amylmethyl ether	ND	ug/L	10.0	1		10/28/08 16:07	994-05-8	
Benzene	ND	ug/L	5.0	1		10/28/08 16:07	71-43-2	
3,3-Dimethyl-1-Butanol	ND	ug/L	100	1		10/28/08 16:07	624-95-3	
tert-Butyl Alcohol	ND	ug/L	100	1		10/28/08 16:07	75-65-0	
tert-Butyl Formate	ND	ug/L	50.0	1		10/28/08 16:07	762-75-4	
Diisopropyl ether	ND	ug/L	5.0	1		10/28/08 16:07	108-20-3	
Ethanol	ND	ug/L	200	1		10/28/08 16:07	64-17-5	
Ethylbenzene	ND	ug/L	5.0	1		10/28/08 16:07	100-41-4	
Ethyl-tert-butyl ether	ND	ug/L	10.0	1		10/28/08 16:07	637-92-3	
Methyl-tert-butyl ether	ND	ug/L	5.0	1		10/28/08 16:07	1634-04-4	
Naphthalene	ND	ug/L	5.0	1		10/28/08 16:07	91-20-3	
Toluene	ND	ug/L	5.0	1		10/28/08 16:07	108-88-3	
Xylene (Total)	ND	ug/L	10.0	1		10/28/08 16:07	1330-20-7	
m&p-Xylene	ND	ug/L	10.0	1		10/28/08 16:07	1330-20-7	
o-Xylene	ND	ug/L	5.0	1		10/28/08 16:07	95-47-6	
Dibromofluoromethane (S)	90	%	85-115	1		10/28/08 16:07	1868-53-7	
Toluene-d8 (S)	102	%	70-120	1		10/28/08 16:07	2037-26-5	
4-Bromofluorobenzene (S)	97	%	87-109	1		10/28/08 16:07	460-00-4	
1,2-Dichloroethane-d4 (S)	95	%	79-120	1		10/28/08 16:07	17060-07-0	

This report shall not be reproduced, except in full,
without the written consent of Pace Analytical Services, Inc..

ACCREDITED IN ACCORDANCE WITH nelac

Pace Analytical®
www.pacelabs.com

Pace Analytical Services, Inc.
2225 Riverside Dr.
Asheville, NC 28804
(828)254-7176

Pace Analytical Services, Inc.
9800 Kincey Ave. Suite 100
Huntersville, NC 28078
(704)875-9092

ANALYTICAL RESULTS

Project: CLOUD'S CHEVERON
Pace Project No.: 9230783

Sample: MW-10 **Lab ID: 9230783006** Collected: 10/21/08 12:55 Received: 10/24/08 15:40 Matrix: Water

Parameters	Results	Units	Report Limit	DF	Prepared	Analyzed	CAS No.	Qual
8011 GCS EDB and DBCP	Analytical Method: EPA 8011 Preparation Method: EPA 8011							
1,2-Dibromoethane (EDB)	**0.24**	ug/L	0.019	1	11/03/08 14:27	11/04/08 00:17	106-93-4	
1-Chloro-2-bromopropane (S)	110	%	60-140	1	11/03/08 14:27	11/04/08 00:17	301-79-56	
8260 MSV Oxygenates	Analytical Method: EPA 8260							
tert-Amyl Alcohol	ND	ug/L	20000	200		10/28/08 19:39	75-85-4	
tert-Amylmethyl ether	ND	ug/L	2000	200		10/28/08 19:39	994-05-8	
Benzene	**7870**	ug/L	1000	200		10/28/08 19:39	71-43-2	
3,3-Dimethyl-1-Butanol	ND	ug/L	20000	200		10/28/08 19:39	624-95-3	
tert-Butyl Alcohol	ND	ug/L	20000	200		10/28/08 19:39	75-65-0	
tert-Butyl Formate	ND	ug/L	10000	200		10/28/08 19:39	762-75-4	
Diisopropyl ether	ND	ug/L	1000	200		10/28/08 19:39	108-20-3	
Ethanol	ND	ug/L	40000	200		10/28/08 19:39	64-17-5	
Ethylbenzene	**2180**	ug/L	1000	200		10/28/08 19:39	100-41-4	
Ethyl-tert-butyl ether	ND	ug/L	2000	200		10/28/08 19:39	637-92-3	
Methyl-tert-butyl ether	ND	ug/L	1000	200		10/28/08 19:39	1634-04-4	
Naphthalene	ND	ug/L	1000	200		10/28/08 19:39	91-20-3	
Toluene	**23000**	ug/L	1000	200		10/28/08 19:39	108-88-3	
Xylene (Total)	**11400**	ug/L	2000	200		10/28/08 19:39	1330-20-7	
m&p-Xylene	**7720**	ug/L	2000	200		10/28/08 19:39	1330-20-7	
o-Xylene	**3680**	ug/L	1000	200		10/28/08 19:39	95-47-6	
Dibromofluoromethane (S)	87	%	85-115	200		10/28/08 19:39	1868-53-7	
Toluene-d8 (S)	102	%	70-120	200		10/28/08 19:39	2037-26-5	
4-Bromofluorobenzene (S)	98	%	87-109	200		10/28/08 19:39	460-00-4	
1,2-Dichloroethane-d4 (S)	93	%	79-120	200		10/28/08 19:39	17060-07-0	

This report shall not be reproduced, except in full,
without the written consent of Pace Analytical Services, Inc..

ACCREDITED IN ACCORDANCE WITH nelac

Pace Analytical®
www.pacelabs.com

Pace Analytical Services, Inc.
2225 Riverside Dr.
Asheville, NC 28804
(828)254-7176

Pace Analytical Services, Inc.
9800 Kincey Ave. Suite 100
Huntersville, NC 28078
(704)875-9092

ANALYTICAL RESULTS

Project: CLOUD'S CHEVERON
Pace Project No.: 9230783

Sample: MW-11 **Lab ID: 9230783007** Collected: 10/21/08 12:01 Received: 10/24/08 15:40 Matrix: Water

Parameters	Results	Units	Report Limit	DF	Prepared	Analyzed	CAS No.	Qual
8011 GCS EDB and DBCP	Analytical Method: EPA 8011 Preparation Method: EPA 8011							
1,2-Dibromoethane (EDB)	ND	ug/L	0.020	1	11/03/08 14:27	11/04/08 00:30	106-93-4	
1-Chloro-2-bromopropane (S)	85	%	60-140	1	11/03/08 14:27	11/04/08 00:30	301-79-56	
8260 MSV Oxygenates	Analytical Method: EPA 8260							
tert-Amyl Alcohol	**2330**	ug/L	100	1		10/28/08 16:31	75-85-4	
tert-Amylmethyl ether	ND	ug/L	10.0	1		10/28/08 16:31	994-05-8	
Benzene	**30.9**	ug/L	5.0	1		10/28/08 16:31	71-43-2	
3,3-Dimethyl-1-Butanol	ND	ug/L	100	1		10/28/08 16:31	624-95-3	
tert-Butyl Alcohol	**118**	ug/L	100	1		10/28/08 16:31	75-65-0	
tert-Butyl Formate	ND	ug/L	50.0	1		10/28/08 16:31	762-75-4	
Diisopropyl ether	ND	ug/L	5.0	1		10/28/08 16:31	108-20-3	
Ethanol	**550**	ug/L	200	1		10/28/08 16:31	64-17-5	
Ethylbenzene	**7.4**	ug/L	5.0	1		10/28/08 16:31	100-41-4	
Ethyl-tert-butyl ether	ND	ug/L	10.0	1		10/28/08 16:31	637-92-3	
Methyl-tert-butyl ether	ND	ug/L	5.0	1		10/28/08 16:31	1634-04-4	
Naphthalene	ND	ug/L	5.0	1		10/28/08 16:31	91-20-3	
Toluene	ND	ug/L	5.0	1		10/28/08 16:31	108-88-3	
Xylene (Total)	ND	ug/L	10.0	1		10/28/08 16:31	1330-20-7	
m&p-Xylene	ND	ug/L	10.0	1		10/28/08 16:31	1330-20-7	
o-Xylene	ND	ug/L	5.0	1		10/28/08 16:31	95-47-6	
Dibromofluoromethane (S)	89	%	85-115	1		10/28/08 16:31	1868-53-7	
Toluene-d8 (S)	103	%	70-120	1		10/28/08 16:31	2037-26-5	
4-Bromofluorobenzene (S)	97	%	87-109	1		10/28/08 16:31	460-00-4	
1,2-Dichloroethane-d4 (S)	95	%	79-120	1		10/28/08 16:31	17060-07-0	

This report shall not be reproduced, except in full,
without the written consent of Pace Analytical Services, Inc..

ACCREDITED IN ACCORDANCE WITH nelac

Pace Analytical®
www.pacelabs.com

Pace Analytical Services, Inc.
2225 Riverside Dr.
Asheville, NC 28804
(828)254-7176

Pace Analytical Services, Inc.
9800 Kincey Ave. Suite 100
Huntersville, NC 28078
(704)875-9092

ANALYTICAL RESULTS

Project: CLOUD'S CHEVERON
Pace Project No.: 9230783

Sample: MW-12 **Lab ID: 9230783008** Collected: 10/21/08 13:50 Received: 10/24/08 15:40 Matrix: Water

Parameters	Results	Units	Report Limit	DF	Prepared	Analyzed	CAS No.	Qual
8011 GCS EDB and DBCP	Analytical Method: EPA 8011 Preparation Method: EPA 8011							
1,2-Dibromoethane (EDB)	ND	ug/L	0.019	1	11/03/08 14:27	11/04/08 00:42	106-93-4	
1-Chloro-2-bromopropane (S)	90	%	60-140	1	11/03/08 14:27	11/04/08 00:42	301-79-56	
8260 MSV Oxygenates	Analytical Method: EPA 8260							
tert-Amyl Alcohol	ND	ug/L	100	1		10/28/08 16:54	75-85-4	
tert-Amylmethyl ether	ND	ug/L	10.0	1		10/28/08 16:54	994-05-8	
Benzene	ND	ug/L	5.0	1		10/28/08 16:54	71-43-2	
3,3-Dimethyl-1-Butanol	ND	ug/L	100	1		10/28/08 16:54	624-95-3	
tert-Butyl Alcohol	ND	ug/L	100	1		10/28/08 16:54	75-65-0	
tert-Butyl Formate	ND	ug/L	50.0	1		10/28/08 16:54	762-75-4	
Diisopropyl ether	ND	ug/L	5.0	1		10/28/08 16:54	108-20-3	
Ethanol	ND	ug/L	200	1		10/28/08 16:54	64-17-5	
Ethylbenzene	ND	ug/L	5.0	1		10/28/08 16:54	100-41-4	
Ethyl-tert-butyl ether	ND	ug/L	10.0	1		10/28/08 16:54	637-92-3	
Methyl-tert-butyl ether	ND	ug/L	5.0	1		10/28/08 16:54	1634-04-4	
Naphthalene	ND	ug/L	5.0	1		10/28/08 16:54	91-20-3	
Toluene	ND	ug/L	5.0	1		10/28/08 16:54	108-88-3	
Xylene (Total)	ND	ug/L	10.0	1		10/28/08 16:54	1330-20-7	
m&p-Xylene	ND	ug/L	10.0	1		10/28/08 16:54	1330-20-7	
o-Xylene	ND	ug/L	5.0	1		10/28/08 16:54	95-47-6	
Dibromofluoromethane (S)	89	%	85-115	1		10/28/08 16:54	1868-53-7	
Toluene-d8 (S)	102	%	70-120	1		10/28/08 16:54	2037-26-5	
4-Bromofluorobenzene (S)	97	%	87-109	1		10/28/08 16:54	460-00-4	
1,2-Dichloroethane-d4 (S)	93	%	79-120	1		10/28/08 16:54	17060-07-0	

This report shall not be reproduced, except in full,
without the written consent of Pace Analytical Services, Inc..

ACCREDITED IN ACCORDANCE WITH nelac

Pace Analytical®
www.pacelabs.com

Pace Analytical Services, Inc.
2225 Riverside Dr.
Asheville, NC 28804
(828)254-7176

Pace Analytical Services, Inc.
9800 Kincey Ave. Suite 100
Huntersville, NC 28078
(704)875-9092

ANALYTICAL RESULTS

Project: CLOUD'S CHEVERON
Pace Project No.: 9230783

Sample: MW-13 **Lab ID: 9230783009** Collected: 10/21/08 14:31 Received: 10/24/08 15:40 Matrix: Water

Parameters	Results	Units	Report Limit	DF	Prepared	Analyzed	CAS No.	Qual
8011 GCS EDB and DBCP	Analytical Method: EPA 8011 Preparation Method: EPA 8011							
1,2-Dibromoethane (EDB)	ND	ug/L	0.019	1	11/03/08 14:27	11/04/08 00:54	106-93-4	
1-Chloro-2-bromopropane (S)	111	%	60-140	1	11/03/08 14:27	11/04/08 00:54	301-79-56	
8260 MSV Oxygenates	Analytical Method: EPA 8260							
tert-Amyl Alcohol	ND	ug/L	100	1		10/28/08 17:18	75-85-4	
tert-Amylmethyl ether	ND	ug/L	10.0	1		10/28/08 17:18	994-05-8	
Benzene	**15.1**	ug/L	5.0	1		10/28/08 17:18	71-43-2	
3,3-Dimethyl-1-Butanol	ND	ug/L	100	1		10/28/08 17:18	624-95-3	
tert-Butyl Alcohol	ND	ug/L	100	1		10/28/08 17:18	75-65-0	
tert-Butyl Formate	ND	ug/L	50.0	1		10/28/08 17:18	762-75-4	
Diisopropyl ether	ND	ug/L	5.0	1		10/28/08 17:18	108-20-3	
Ethanol	**499**	ug/L	200	1		10/28/08 17:18	64-17-5	
Ethylbenzene	ND	ug/L	5.0	1		10/28/08 17:18	100-41-4	
Ethyl-tert-butyl ether	ND	ug/L	10.0	1		10/28/08 17:18	637-92-3	
Methyl-tert-butyl ether	ND	ug/L	5.0	1		10/28/08 17:18	1634-04-4	
Naphthalene	ND	ug/L	5.0	1		10/28/08 17:18	91-20-3	
Toluene	ND	ug/L	5.0	1		10/28/08 17:18	108-88-3	
Xylene (Total)	ND	ug/L	10.0	1		10/28/08 17:18	1330-20-7	
m&p-Xylene	ND	ug/L	10.0	1		10/28/08 17:18	1330-20-7	
o-Xylene	ND	ug/L	5.0	1		10/28/08 17:18	95-47-6	
Dibromofluoromethane (S)	88	%	85-115	1		10/28/08 17:18	1868-53-7	
Toluene-d8 (S)	102	%	70-120	1		10/28/08 17:18	2037-26-5	
4-Bromofluorobenzene (S)	97	%	87-109	1		10/28/08 17:18	460-00-4	
1,2-Dichloroethane-d4 (S)	94	%	79-120	1		10/28/08 17:18	17060-07-0	

This report shall not be reproduced, except in full,
without the written consent of Pace Analytical Services, Inc..

ACCREDITED IN ACCORDANCE WITH nelac

Pace Analytical®
www.pacelabs.com

Pace Analytical Services, Inc.
2225 Riverside Dr.
Asheville, NC 28804
(828)254-7176

Pace Analytical Services, Inc.
9800 Kincey Ave. Suite 100
Huntersville, NC 28078
(704)875-9092

ANALYTICAL RESULTS

Project: CLOUD'S CHEVERON
Pace Project No.: 9230783

Sample: MW-15 **Lab ID: 9230783010** Collected: 10/21/08 14:20 Received: 10/24/08 15:40 Matrix: Water

Parameters	Results	Units	Report Limit	DF	Prepared	Analyzed	CAS No.	Qual
8011 GCS EDB and DBCP	Analytical Method: EPA 8011 Preparation Method: EPA 8011							
1,2-Dibromoethane (EDB)	ND	ug/L	0.020	1	11/03/08 14:27	11/04/08 01:06	106-93-4	
1-Chloro-2-bromopropane (S)	95	%	60-140	1	11/03/08 14:27	11/04/08 01:06	301-79-56	
8260 MSV Oxygenates	Analytical Method: EPA 8260							
tert-Amyl Alcohol	ND	ug/L	2000	20		10/31/08 13:10	75-85-4	
tert-Amylmethyl ether	ND	ug/L	200	20		10/31/08 13:10	994-05-8	
Benzene	**312**	ug/L	100	20		10/31/08 13:10	71-43-2	
3,3-Dimethyl-1-Butanol	ND	ug/L	2000	20		10/31/08 13:10	624-95-3	
tert-Butyl Alcohol	ND	ug/L	2000	20		10/31/08 13:10	75-65-0	
tert-Butyl Formate	ND	ug/L	1000	20		10/31/08 13:10	762-75-4	
Diisopropyl ether	ND	ug/L	100	20		10/31/08 13:10	108-20-3	
Ethanol	ND	ug/L	4000	20		10/31/08 13:10	64-17-5	
Ethylbenzene	**764**	ug/L	100	20		10/31/08 13:10	100-41-4	
Ethyl-tert-butyl ether	ND	ug/L	200	20		10/31/08 13:10	637-92-3	
Methyl-tert-butyl ether	ND	ug/L	100	20		10/31/08 13:10	1634-04-4	
Naphthalene	**621**	ug/L	100	20		10/31/08 13:10	91-20-3	
Toluene	**3260**	ug/L	100	20		10/31/08 13:10	108-88-3	
Xylene (Total)	**5790**	ug/L	200	20		10/31/08 13:10	1330-20-7	
m&p-Xylene	**3860**	ug/L	200	20		10/31/08 13:10	1330-20-7	
o-Xylene	**1930**	ug/L	100	20		10/31/08 13:10	95-47-6	
Dibromofluoromethane (S)	101	%	85-115	20		10/31/08 13:10	1868-53-7	
Toluene-d8 (S)	100	%	70-120	20		10/31/08 13:10	2037-26-5	
4-Bromofluorobenzene (S)	97	%	87-109	20		10/31/08 13:10	460-00-4	
1,2-Dichloroethane-d4 (S)	107	%	79-120	20		10/31/08 13:10	17060-07-0	

This report shall not be reproduced, except in full,
without the written consent of Pace Analytical Services, Inc..

ACCREDITED IN ACCORDANCE WITH nelac

Pace Analytical®
www.pacelabs.com

Pace Analytical Services, Inc.
2225 Riverside Dr.
Asheville, NC 28804
(828)254-7176

Pace Analytical Services, Inc.
9800 Kincey Ave. Suite 100
Huntersville, NC 28078
(704)875-9092

ANALYTICAL RESULTS

Project: CLOUD'S CHEVERON
Pace Project No.: 9230783

Sample: MW-16 **Lab ID: 9230783011** Collected: 10/22/08 08:30 Received: 10/24/08 15:40 Matrix: Water

Parameters	Results	Units	Report Limit	DF	Prepared	Analyzed	CAS No.	Qual
8011 GCS EDB and DBCP	Analytical Method: EPA 8011 Preparation Method: EPA 8011							
1,2-Dibromoethane (EDB)	ND	ug/L	0.020	1	11/03/08 14:27	11/04/08 01:18	106-93-4	
1-Chloro-2-bromopropane (S)	88	%	60-140	1	11/03/08 14:27	11/04/08 01:18	301-79-56	
8260 MSV Oxygenates	Analytical Method: EPA 8260							
tert-Amyl Alcohol	ND	ug/L	100	1		10/28/08 17:41	75-85-4	
tert-Amylmethyl ether	ND	ug/L	10.0	1		10/28/08 17:41	994-05-8	
Benzene	**5.3**	ug/L	5.0	1		10/28/08 17:41	71-43-2	
3,3-Dimethyl-1-Butanol	ND	ug/L	100	1		10/28/08 17:41	624-95-3	
tert-Butyl Alcohol	ND	ug/L	100	1		10/28/08 17:41	75-65-0	
tert-Butyl Formate	ND	ug/L	50.0	1		10/28/08 17:41	762-75-4	
Diisopropyl ether	ND	ug/L	5.0	1		10/28/08 17:41	108-20-3	
Ethanol	ND	ug/L	200	1		10/28/08 17:41	64-17-5	
Ethylbenzene	**40.4**	ug/L	5.0	1		10/28/08 17:41	100-41-4	
Ethyl-tert-butyl ether	ND	ug/L	10.0	1		10/28/08 17:41	637-92-3	
Methyl-tert-butyl ether	ND	ug/L	5.0	1		10/28/08 17:41	1634-04-4	
Naphthalene	**162**	ug/L	5.0	1		10/28/08 17:41	91-20-3	
Toluene	**122**	ug/L	5.0	1		10/28/08 17:41	108-88-3	
Xylene (Total)	**332**	ug/L	10.0	1		10/28/08 17:41	1330-20-7	
m&p-Xylene	**195**	ug/L	10.0	1		10/28/08 17:41	1330-20-7	
o-Xylene	**137**	ug/L	5.0	1		10/28/08 17:41	95-47-6	
Dibromofluoromethane (S)	88	%	85-115	1		10/28/08 17:41	1868-53-7	
Toluene-d8 (S)	102	%	70-120	1		10/28/08 17:41	2037-26-5	
4-Bromofluorobenzene (S)	99	%	87-109	1		10/28/08 17:41	460-00-4	
1,2-Dichloroethane-d4 (S)	92	%	79-120	1		10/28/08 17:41	17060-07-0	

This report shall not be reproduced, except in full,
without the written consent of Pace Analytical Services, Inc..

ACCREDITED IN ACCORDANCE WITH nelac

Pace Analytical®
www.pacelabs.com

Pace Analytical Services, Inc.
2225 Riverside Dr.
Asheville, NC 28804
(828)254-7176

Pace Analytical Services, Inc.
9800 Kincey Ave. Suite 100
Huntersville, NC 28078
(704)875-9092

ANALYTICAL RESULTS

Project: CLOUD'S CHEVERON
Pace Project No.: 9230783

Sample: MW-17 **Lab ID: 9230783012** Collected: 10/22/08 08:18 Received: 10/24/08 15:40 Matrix: Water

Parameters	Results	Units	Report Limit	DF	Prepared	Analyzed	CAS No.	Qual
8011 GCS EDB and DBCP	Analytical Method: EPA 8011 Preparation Method: EPA 8011							
1,2-Dibromoethane (EDB)	**0.39**	ug/L	0.020	1	11/03/08 14:27	11/04/08 01:30	106-93-4	
1-Chloro-2-bromopropane (S)	104	%	60-140	1	11/03/08 14:27	11/04/08 01:30	301-79-56	
8260 MSV Oxygenates	Analytical Method: EPA 8260							
tert-Amyl Alcohol	ND	ug/L	20000	200		10/28/08 20:03	75-85-4	
tert-Amylmethyl ether	ND	ug/L	2000	200		10/28/08 20:03	994-05-8	
Benzene	**2250**	ug/L	1000	200		10/28/08 20:03	71-43-2	
3,3-Dimethyl-1-Butanol	ND	ug/L	20000	200		10/28/08 20:03	624-95-3	
tert-Butyl Alcohol	ND	ug/L	20000	200		10/28/08 20:03	75-65-0	
tert-Butyl Formate	ND	ug/L	10000	200		10/28/08 20:03	762-75-4	
Diisopropyl ether	ND	ug/L	1000	200		10/28/08 20:03	108-20-3	
Ethanol	ND	ug/L	40000	200		10/28/08 20:03	64-17-5	
Ethylbenzene	**3580**	ug/L	1000	200		10/28/08 20:03	100-41-4	
Ethyl-tert-butyl ether	ND	ug/L	2000	200		10/28/08 20:03	637-92-3	
Methyl-tert-butyl ether	ND	ug/L	1000	200		10/28/08 20:03	1634-04-4	
Naphthalene	**2370**	ug/L	1000	200		10/28/08 20:03	91-20-3	
Toluene	**24800**	ug/L	1000	200		10/28/08 20:03	108-88-3	
Xylene (Total)	**32100**	ug/L	2000	200		10/28/08 20:03	1330-20-7	
m&p-Xylene	**21600**	ug/L	2000	200		10/28/08 20:03	1330-20-7	
o-Xylene	**10600**	ug/L	1000	200		10/28/08 20:03	95-47-6	
Dibromofluoromethane (S)	88	%	85-115	200		10/28/08 20:03	1868-53-7	
Toluene-d8 (S)	103	%	70-120	200		10/28/08 20:03	2037-26-5	
4-Bromofluorobenzene (S)	98	%	87-109	200		10/28/08 20:03	460-00-4	
1,2-Dichloroethane-d4 (S)	93	%	79-120	200		10/28/08 20:03	17060-07-0	

This report shall not be reproduced, except in full,
without the written consent of Pace Analytical Services, Inc..

ACCREDITED IN ACCORDANCE WITH nelac

Pace Analytical®
www.pacelabs.com

Pace Analytical Services, Inc.
2225 Riverside Dr.
Asheville, NC 28804
(828)254-7176

Pace Analytical Services, Inc.
9800 Kincey Ave. Suite 100
Huntersville, NC 28078
(704)875-9092

ANALYTICAL RESULTS

Project: CLOUD'S CHEVERON
Pace Project No.: 9230783

Sample: MW-18 **Lab ID: 9230783013** Collected: 10/20/08 14:25 Received: 10/24/08 15:40 Matrix: Water

Parameters	Results	Units	Report Limit	DF	Prepared	Analyzed	CAS No.	Qual
8011 GCS EDB and DBCP	Analytical Method: EPA 8011 Preparation Method: EPA 8011							
1,2-Dibromoethane (EDB)	**6.3**	ug/L	0.19	10	10/29/08 10:30	11/03/08 14:06	106-93-4	
1-Chloro-2-bromopropane (S)	103	%	60-140	1	10/29/08 10:30	10/31/08 15:11	301-79-56	
8260 MSV Oxygenates	Analytical Method: EPA 8260							
tert-Amyl Alcohol	ND	ug/L	20000	200		10/28/08 20:27	75-85-4	
tert-Amylmethyl ether	ND	ug/L	2000	200		10/28/08 20:27	994-05-8	
Benzene	**9470**	ug/L	1000	200		10/28/08 20:27	71-43-2	
3,3-Dimethyl-1-Butanol	ND	ug/L	20000	200		10/28/08 20:27	624-95-3	
tert-Butyl Alcohol	ND	ug/L	20000	200		10/28/08 20:27	75-65-0	
tert-Butyl Formate	ND	ug/L	10000	200		10/28/08 20:27	762-75-4	
Diisopropyl ether	**1740**	ug/L	1000	200		10/28/08 20:27	108-20-3	
Ethanol	ND	ug/L	40000	200		10/28/08 20:27	64-17-5	
Ethylbenzene	**3060**	ug/L	1000	200		10/28/08 20:27	100-41-4	
Ethyl-tert-butyl ether	ND	ug/L	2000	200		10/28/08 20:27	637-92-3	
Methyl-tert-butyl ether	**4270**	ug/L	1000	200		10/28/08 20:27	1634-04-4	
Naphthalene	**1770**	ug/L	1000	200		10/28/08 20:27	91-20-3	
Toluene	**23600**	ug/L	1000	200		10/28/08 20:27	108-88-3	
Xylene (Total)	**17200**	ug/L	2000	200		10/28/08 20:27	1330-20-7	
m&p-Xylene	**11300**	ug/L	2000	200		10/28/08 20:27	1330-20-7	
o-Xylene	**5880**	ug/L	1000	200		10/28/08 20:27	95-47-6	
Dibromofluoromethane (S)	88	%	85-115	200		10/28/08 20:27	1868-53-7	
Toluene-d8 (S)	103	%	70-120	200		10/28/08 20:27	2037-26-5	
4-Bromofluorobenzene (S)	97	%	87-109	200		10/28/08 20:27	460-00-4	
1,2-Dichloroethane-d4 (S)	94	%	79-120	200		10/28/08 20:27	17060-07-0	

This report shall not be reproduced, except in full,
without the written consent of Pace Analytical Services, Inc..

ACCREDITED IN ACCORDANCE WITH nelac

Pace Analytical®
www.pacelabs.com

Pace Analytical Services, Inc.
2225 Riverside Dr.
Asheville, NC 28804
(828)254-7176

Pace Analytical Services, Inc.
9800 Kincey Ave. Suite 100
Huntersville, NC 28078
(704)875-9092

ANALYTICAL RESULTS

Project: CLOUD'S CHEVERON
Pace Project No.: 9230783

Sample: MW-19 **Lab ID: 9230783014** Collected: 10/20/08 14:45 Received: 10/24/08 15:40 Matrix: Water

Parameters	Results	Units	Report Limit	DF	Prepared	Analyzed	CAS No.	Qual
8011 GCS EDB and DBCP	Analytical Method: EPA 8011 Preparation Method: EPA 8011							
1,2-Dibromoethane (EDB)	**40.5**	ug/L	0.96	50	10/29/08 10:30	11/03/08 14:18	106-93-4	
1-Chloro-2-bromopropane (S)	110	%	60-140	1	10/29/08 10:30	10/31/08 15:23	301-79-56	
8260 MSV Oxygenates	Analytical Method: EPA 8260							
tert-Amyl Alcohol	ND	ug/L	25000	250		10/28/08 20:50	75-85-4	
tert-Amylmethyl ether	ND	ug/L	2500	250		10/28/08 20:50	994-05-8	
Benzene	**6680**	ug/L	1250	250		10/28/08 20:50	71-43-2	
3,3-Dimethyl-1-Butanol	ND	ug/L	25000	250		10/28/08 20:50	624-95-3	
tert-Butyl Alcohol	ND	ug/L	25000	250		10/28/08 20:50	75-65-0	
tert-Butyl Formate	ND	ug/L	12500	250		10/28/08 20:50	762-75-4	
Diisopropyl ether	ND	ug/L	1250	250		10/28/08 20:50	108-20-3	
Ethanol	ND	ug/L	50000	250		10/28/08 20:50	64-17-5	
Ethylbenzene	**2540**	ug/L	1250	250		10/28/08 20:50	100-41-4	
Ethyl-tert-butyl ether	ND	ug/L	2500	250		10/28/08 20:50	637-92-3	
Methyl-tert-butyl ether	**1750**	ug/L	1250	250		10/28/08 20:50	1634-04-4	
Naphthalene	**1650**	ug/L	1250	250		10/28/08 20:50	91-20-3	
Toluene	**24300**	ug/L	1250	250		10/28/08 20:50	108-88-3	
Xylene (Total)	**20700**	ug/L	2500	250		10/28/08 20:50	1330-20-7	
m&p-Xylene	**13600**	ug/L	2500	250		10/28/08 20:50	1330-20-7	
o-Xylene	**7040**	ug/L	1250	250		10/28/08 20:50	95-47-6	
Dibromofluoromethane (S)	88	%	85-115	250		10/28/08 20:50	1868-53-7	
Toluene-d8 (S)	103	%	70-120	250		10/28/08 20:50	2037-26-5	
4-Bromofluorobenzene (S)	97	%	87-109	250		10/28/08 20:50	460-00-4	
1,2-Dichloroethane-d4 (S)	93	%	79-120	250		10/28/08 20:50	17060-07-0	

This report shall not be reproduced, except in full,
without the written consent of Pace Analytical Services, Inc..

ACCREDITED IN ACCORDANCE WITH nelac

Pace Analytical®
www.pacelabs.com

Pace Analytical Services, Inc.
2225 Riverside Dr.
Asheville, NC 28804
(828)254-7176

Pace Analytical Services, Inc.
9800 Kincey Ave. Suite 100
Huntersville, NC 28078
(704)875-9092

ANALYTICAL RESULTS

Project: CLOUD'S CHEVERON
Pace Project No.: 9230783

Sample: MW-20 **Lab ID: 9230783015** Collected: 10/20/08 12:30 Received: 10/24/08 15:40 Matrix: Water

Parameters	Results	Units	Report Limit	DF	Prepared	Analyzed	CAS No.	Qual
8011 GCS EDB and DBCP	Analytical Method: EPA 8011 Preparation Method: EPA 8011							
1,2-Dibromoethane (EDB)	ND	ug/L	0.019	1	10/29/08 10:30	10/31/08 15:35	106-93-4	
1-Chloro-2-bromopropane (S)	102	%	60-140	1	10/29/08 10:30	10/31/08 15:35	301-79-56	
8260 MSV Oxygenates	Analytical Method: EPA 8260							
tert-Amyl Alcohol	**6100**	ug/L	2000	20		11/02/08 04:19	75-85-4	
tert-Amylmethyl ether	ND	ug/L	200	20		11/02/08 04:19	994-05-8	
Benzene	**2710**	ug/L	100	20		11/02/08 04:19	71-43-2	
3,3-Dimethyl-1-Butanol	ND	ug/L	2000	20		11/02/08 04:19	624-95-3	
tert-Butyl Alcohol	ND	ug/L	2000	20		11/02/08 04:19	75-65-0	
tert-Butyl Formate	ND	ug/L	1000	20		11/02/08 04:19	762-75-4	
Diisopropyl ether	**171**	ug/L	100	20		11/02/08 04:19	108-20-3	
Ethanol	ND	ug/L	4000	20		11/02/08 04:19	64-17-5	
Ethylbenzene	**1730**	ug/L	100	20		11/02/08 04:19	100-41-4	
Ethyl-tert-butyl ether	ND	ug/L	200	20		11/02/08 04:19	637-92-3	
Methyl-tert-butyl ether	**198**	ug/L	100	20		11/02/08 04:19	1634-04-4	
Naphthalene	**1090**	ug/L	100	20		11/02/08 04:19	91-20-3	
Toluene	**19700**	ug/L	2500	500		11/03/08 13:24	108-88-3	
Xylene (Total)	**13100**	ug/L	5000	500		11/03/08 13:24	1330-20-7	
m&p-Xylene	**8590**	ug/L	5000	500		11/03/08 13:24	1330-20-7	
o-Xylene	**4480**	ug/L	2500	500		11/03/08 13:24	95-47-6	
Dibromofluoromethane (S)	101	%	85-115	20		11/02/08 04:19	1868-53-7	
Toluene-d8 (S)	100	%	70-120	20		11/02/08 04:19	2037-26-5	
4-Bromofluorobenzene (S)	99	%	87-109	20		11/02/08 04:19	460-00-4	
1,2-Dichloroethane-d4 (S)	100	%	79-120	20		11/02/08 04:19	17060-07-0	

This report shall not be reproduced, except in full,
without the written consent of Pace Analytical Services, Inc..

ACCREDITED IN ACCORDANCE WITH nelac

Pace Analytical®
www.pacelabs.com

Pace Analytical Services, Inc.
2225 Riverside Dr.
Asheville, NC 28804
(828)254-7176

Pace Analytical Services, Inc.
9800 Kincey Ave. Suite 100
Huntersville, NC 28078
(704)875-9092

ANALYTICAL RESULTS

Project: CLOUD'S CHEVERON
Pace Project No.: 9230783

Sample: MW-22 **Lab ID: 9230783016** Collected: 10/20/08 12:51 Received: 10/24/08 15:40 Matrix: Water

Parameters	Results	Units	Report Limit	DF	Prepared	Analyzed	CAS No.	Qual
8011 GCS EDB and DBCP	Analytical Method: EPA 8011 Preparation Method: EPA 8011							
1,2-Dibromoethane (EDB)	**0.022**	ug/L	0.019	1	10/29/08 10:30	10/31/08 15:47	106-93-4	
1-Chloro-2-bromopropane (S)	111	%	60-140	1	10/29/08 10:30	10/31/08 15:47	301-79-56	
8260 MSV Oxygenates	Analytical Method: EPA 8260							
tert-Amyl Alcohol	ND	ug/L	20000	200		10/28/08 21:14	75-85-4	
tert-Amylmethyl ether	ND	ug/L	2000	200		10/28/08 21:14	994-05-8	
Benzene	**2750**	ug/L	1000	200		10/28/08 21:14	71-43-2	
3,3-Dimethyl-1-Butanol	ND	ug/L	20000	200		10/28/08 21:14	624-95-3	
tert-Butyl Alcohol	ND	ug/L	20000	200		10/28/08 21:14	75-65-0	
tert-Butyl Formate	ND	ug/L	10000	200		10/28/08 21:14	762-75-4	
Diisopropyl ether	ND	ug/L	1000	200		10/28/08 21:14	108-20-3	
Ethanol	ND	ug/L	40000	200		10/28/08 21:14	64-17-5	
Ethylbenzene	**5440**	ug/L	1000	200		10/28/08 21:14	100-41-4	
Ethyl-tert-butyl ether	ND	ug/L	2000	200		10/28/08 21:14	637-92-3	
Methyl-tert-butyl ether	ND	ug/L	1000	200		10/28/08 21:14	1634-04-4	
Naphthalene	**2510**	ug/L	1000	200		10/28/08 21:14	91-20-3	
Toluene	**30600**	ug/L	1000	200		10/28/08 21:14	108-88-3	
Xylene (Total)	**27900**	ug/L	2000	200		10/28/08 21:14	1330-20-7	
m&p-Xylene	**19000**	ug/L	2000	200		10/28/08 21:14	1330-20-7	
o-Xylene	**8960**	ug/L	1000	200		10/28/08 21:14	95-47-6	
Dibromofluoromethane (S)	88	%	85-115	200		10/28/08 21:14	1868-53-7	
Toluene-d8 (S)	103	%	70-120	200		10/28/08 21:14	2037-26-5	
4-Bromofluorobenzene (S)	98	%	87-109	200		10/28/08 21:14	460-00-4	
1,2-Dichloroethane-d4 (S)	94	%	79-120	200		10/28/08 21:14	17060-07-0	

This report shall not be reproduced, except in full,
without the written consent of Pace Analytical Services, Inc..

ACCREDITED IN ACCORDANCE WITH nelac

Pace Analytical®
www.pacelabs.com

Pace Analytical Services, Inc.
2225 Riverside Dr.
Asheville, NC 28804
(828)254-7176

Pace Analytical Services, Inc.
9800 Kincey Ave. Suite 100
Huntersville, NC 28078
(704)875-9092

ANALYTICAL RESULTS

Project: CLOUD'S CHEVERON
Pace Project No.: 9230783

Sample: MW-23 **Lab ID: 9230783017** Collected: 10/20/08 13:40 Received: 10/24/08 15:40 Matrix: Water

Parameters	Results	Units	Report Limit	DF	Prepared	Analyzed	CAS No.	Qual
8011 GCS EDB and DBCP	Analytical Method: EPA 8011 Preparation Method: EPA 8011							
1,2-Dibromoethane (EDB)	**0.47**	ug/L	0.019	1	10/29/08 10:31	10/31/08 22:27	106-93-4	
1-Chloro-2-bromopropane (S)	86	%	60-140	1	10/29/08 10:31	10/31/08 22:27	301-79-56	
8260 MSV Oxygenates	Analytical Method: EPA 8260							
tert-Amyl Alcohol	ND	ug/L	20000	200		10/28/08 21:38	75-85-4	
tert-Amylmethyl ether	ND	ug/L	2000	200		10/28/08 21:38	994-05-8	
Benzene	**9740**	ug/L	1000	200		10/28/08 21:38	71-43-2	
3,3-Dimethyl-1-Butanol	ND	ug/L	20000	200		10/28/08 21:38	624-95-3	
tert-Butyl Alcohol	ND	ug/L	20000	200		10/28/08 21:38	75-65-0	
tert-Butyl Formate	ND	ug/L	10000	200		10/28/08 21:38	762-75-4	
Diisopropyl ether	**1370**	ug/L	1000	200		10/28/08 21:38	108-20-3	
Ethanol	ND	ug/L	40000	200		10/28/08 21:38	64-17-5	
Ethylbenzene	**2940**	ug/L	1000	200		10/28/08 21:38	100-41-4	
Ethyl-tert-butyl ether	ND	ug/L	2000	200		10/28/08 21:38	637-92-3	
Methyl-tert-butyl ether	**1550**	ug/L	1000	200		10/28/08 21:38	1634-04-4	
Naphthalene	**1490**	ug/L	1000	200		10/28/08 21:38	91-20-3	
Toluene	**26000**	ug/L	1000	200		10/28/08 21:38	108-88-3	
Xylene (Total)	**18000**	ug/L	2000	200		10/28/08 21:38	1330-20-7	
m&p-Xylene	**11900**	ug/L	2000	200		10/28/08 21:38	1330-20-7	
o-Xylene	**6090**	ug/L	1000	200		10/28/08 21:38	95-47-6	
Dibromofluoromethane (S)	87	%	85-115	200		10/28/08 21:38	1868-53-7	
Toluene-d8 (S)	102	%	70-120	200		10/28/08 21:38	2037-26-5	
4-Bromofluorobenzene (S)	98	%	87-109	200		10/28/08 21:38	460-00-4	
1,2-Dichloroethane-d4 (S)	93	%	79-120	200		10/28/08 21:38	17060-07-0	

This report shall not be reproduced, except in full,
without the written consent of Pace Analytical Services, Inc..

ACCREDITED IN ACCORDANCE WITH nelac

Pace Analytical®
www.pacelabs.com

Pace Analytical Services, Inc.
2225 Riverside Dr.
Asheville, NC 28804
(828)254-7176

Pace Analytical Services, Inc.
9800 Kincey Ave. Suite 100
Huntersville, NC 28078
(704)875-9092

ANALYTICAL RESULTS

Project: CLOUD'S CHEVERON
Pace Project No.: 9230783

Sample: MW-24 **Lab ID: 9230783018** Collected: 10/20/08 13:15 Received: 10/24/08 15:40 Matrix: Water

Parameters	Results	Units	Report Limit	DF	Prepared	Analyzed	CAS No.	Qual
8011 GCS EDB and DBCP	Analytical Method: EPA 8011 Preparation Method: EPA 8011							
1,2-Dibromoethane (EDB)	ND	ug/L	0.019	1	10/29/08 10:32	10/31/08 23:03	106-93-4	
1-Chloro-2-bromopropane (S)	79	%	60-140	1	10/29/08 10:32	10/31/08 23:03	301-79-56	
8260 MSV Oxygenates	Analytical Method: EPA 8260							
tert-Amyl Alcohol	ND	ug/L	100	1		10/28/08 13:22	75-85-4	
tert-Amylmethyl ether	ND	ug/L	10.0	1		10/28/08 13:22	994-05-8	
Benzene	ND	ug/L	5.0	1		10/28/08 13:22	71-43-2	
3,3-Dimethyl-1-Butanol	ND	ug/L	100	1		10/28/08 13:22	624-95-3	
tert-Butyl Alcohol	ND	ug/L	100	1		10/28/08 13:22	75-65-0	
tert-Butyl Formate	ND	ug/L	50.0	1		10/28/08 13:22	762-75-4	
Diisopropyl ether	ND	ug/L	5.0	1		10/28/08 13:22	108-20-3	
Ethanol	ND	ug/L	200	1		10/28/08 13:22	64-17-5	
Ethylbenzene	ND	ug/L	5.0	1		10/28/08 13:22	100-41-4	
Ethyl-tert-butyl ether	ND	ug/L	10.0	1		10/28/08 13:22	637-92-3	
Methyl-tert-butyl ether	ND	ug/L	5.0	1		10/28/08 13:22	1634-04-4	
Naphthalene	ND	ug/L	5.0	1		10/28/08 13:22	91-20-3	
Toluene	**17.2**	ug/L	5.0	1		10/28/08 13:22	108-88-3	
Xylene (Total)	**16.2**	ug/L	10.0	1		10/28/08 13:22	1330-20-7	
m&p-Xylene	**10.8**	ug/L	10.0	1		10/28/08 13:22	1330-20-7	
o-Xylene	**5.4**	ug/L	5.0	1		10/28/08 13:22	95-47-6	
Dibromofluoromethane (S)	88	%	85-115	1		10/28/08 13:22	1868-53-7	
Toluene-d8 (S)	103	%	70-120	1		10/28/08 13:22	2037-26-5	
4-Bromofluorobenzene (S)	97	%	87-109	1		10/28/08 13:22	460-00-4	
1,2-Dichloroethane-d4 (S)	94	%	79-120	1		10/28/08 13:22	17060-07-0	

This report shall not be reproduced, except in full,
without the written consent of Pace Analytical Services, Inc..

ACCREDITED IN ACCORDANCE WITH nelac

Pace Analytical®
www.pacelabs.com

Pace Analytical Services, Inc.
2225 Riverside Dr.
Asheville, NC 28804
(828)254-7176

Pace Analytical Services, Inc.
9800 Kincey Ave. Suite 100
Huntersville, NC 28078
(704)875-9092

ANALYTICAL RESULTS

Project: CLOUD'S CHEVERON
Pace Project No.: 9230783

Sample: MW-25 **Lab ID: 9230783019** Collected: 10/20/08 11:55 Received: 10/24/08 15:40 Matrix: Water

Parameters	Results	Units	Report Limit	DF	Prepared	Analyzed	CAS No.	Qual
8011 GCS EDB and DBCP	Analytical Method: EPA 8011 Preparation Method: EPA 8011							
1,2-Dibromoethane (EDB)	ND	ug/L	0.019	1	10/29/08 10:32	10/31/08 23:27	106-93-4	
1-Chloro-2-bromopropane (S)	73	%	60-140	1	10/29/08 10:32	10/31/08 23:27	301-79-56	
8260 MSV Oxygenates	Analytical Method: EPA 8260							
tert-Amyl Alcohol	ND	ug/L	5000	50		10/29/08 16:16	75-85-4	
tert-Amylmethyl ether	ND	ug/L	500	50		10/29/08 16:16	994-05-8	
Benzene	ND	ug/L	250	50		10/29/08 16:16	71-43-2	
3,3-Dimethyl-1-Butanol	ND	ug/L	5000	50		10/29/08 16:16	624-95-3	
tert-Butyl Alcohol	ND	ug/L	5000	50		10/29/08 16:16	75-65-0	
tert-Butyl Formate	ND	ug/L	2500	50		10/29/08 16:16	762-75-4	
Diisopropyl ether	ND	ug/L	250	50		10/29/08 16:16	108-20-3	
Ethanol	ND	ug/L	10000	50		10/29/08 16:16	64-17-5	
Ethylbenzene	**2080**	ug/L	250	50		10/29/08 16:16	100-41-4	
Ethyl-tert-butyl ether	ND	ug/L	500	50		10/29/08 16:16	637-92-3	
Methyl-tert-butyl ether	ND	ug/L	250	50		10/29/08 16:16	1634-04-4	
Naphthalene	**1090**	ug/L	250	50		10/29/08 16:16	91-20-3	
Toluene	**2260**	ug/L	250	50		10/29/08 16:16	108-88-3	
Xylene (Total)	**15000**	ug/L	500	50		10/29/08 16:16	1330-20-7	
m&p-Xylene	**10800**	ug/L	500	50		10/29/08 16:16	1330-20-7	
o-Xylene	**4150**	ug/L	250	50		10/29/08 16:16	95-47-6	
Dibromofluoromethane (S)	100	%	85-115	50		10/29/08 16:16	1868-53-7	
Toluene-d8 (S)	100	%	70-120	50		10/29/08 16:16	2037-26-5	
4-Bromofluorobenzene (S)	98	%	87-109	50		10/29/08 16:16	460-00-4	
1,2-Dichloroethane-d4 (S)	100	%	79-120	50		10/29/08 16:16	17060-07-0	

This report shall not be reproduced, except in full,
without the written consent of Pace Analytical Services, Inc..

ACCREDITED IN ACCORDANCE WITH nelac

Pace Analytical®
www.pacelabs.com

Pace Analytical Services, Inc.
2225 Riverside Dr.
Asheville, NC 28804
(828)254-7176

Pace Analytical Services, Inc.
9800 Kincey Ave. Suite 100
Huntersville, NC 28078
(704)875-9092

ANALYTICAL RESULTS

Project: CLOUD'S CHEVERON
Pace Project No.: 9230783

Sample: MW-27 **Lab ID: 9230783020** Collected: 10/20/08 11:20 Received: 10/24/08 15:40 Matrix: Water

Parameters	Results	Units	Report Limit	DF	Prepared	Analyzed	CAS No.	Qual
8011 GCS EDB and DBCP	Analytical Method: EPA 8011 Preparation Method: EPA 8011							
1,2-Dibromoethane (EDB)	ND	ug/L	0.019	1	10/29/08 10:32	10/31/08 23:39	106-93-4	
1-Chloro-2-bromopropane (S)	70	%	60-140	1	10/29/08 10:32	10/31/08 23:39	301-79-56	
8260 MSV Oxygenates	Analytical Method: EPA 8260							
tert-Amyl Alcohol	ND	ug/L	100	1		10/28/08 13:45	75-85-4	
tert-Amylmethyl ether	ND	ug/L	10.0	1		10/28/08 13:45	994-05-8	
Benzene	ND	ug/L	5.0	1		10/28/08 13:45	71-43-2	
3,3-Dimethyl-1-Butanol	ND	ug/L	100	1		10/28/08 13:45	624-95-3	
tert-Butyl Alcohol	ND	ug/L	100	1		10/28/08 13:45	75-65-0	
tert-Butyl Formate	ND	ug/L	50.0	1		10/28/08 13:45	762-75-4	
Diisopropyl ether	ND	ug/L	5.0	1		10/28/08 13:45	108-20-3	
Ethanol	**454**	ug/L	200	1		10/28/08 13:45	64-17-5	
Ethylbenzene	ND	ug/L	5.0	1		10/28/08 13:45	100-41-4	
Ethyl-tert-butyl ether	ND	ug/L	10.0	1		10/28/08 13:45	637-92-3	
Methyl-tert-butyl ether	ND	ug/L	5.0	1		10/28/08 13:45	1634-04-4	
Naphthalene	ND	ug/L	5.0	1		10/28/08 13:45	91-20-3	
Toluene	ND	ug/L	5.0	1		10/28/08 13:45	108-88-3	
Xylene (Total)	ND	ug/L	10.0	1		10/28/08 13:45	1330-20-7	
m&p-Xylene	ND	ug/L	10.0	1		10/28/08 13:45	1330-20-7	
o-Xylene	ND	ug/L	5.0	1		10/28/08 13:45	95-47-6	
Dibromofluoromethane (S)	90	%	85-115	1		10/28/08 13:45	1868-53-7	
Toluene-d8 (S)	102	%	70-120	1		10/28/08 13:45	2037-26-5	
4-Bromofluorobenzene (S)	97	%	87-109	1		10/28/08 13:45	460-00-4	
1,2-Dichloroethane-d4 (S)	94	%	79-120	1		10/28/08 13:45	17060-07-0	

This report shall not be reproduced, except in full,
without the written consent of Pace Analytical Services, Inc..

ACCREDITED IN ACCORDANCE WITH nelac

Pace Analytical®
www.pacelabs.com

Pace Analytical Services, Inc.
2225 Riverside Dr.
Asheville, NC 28804
(828)254-7176

Pace Analytical Services, Inc.
9800 Kincey Ave. Suite 100
Huntersville, NC 28078
(704)875-9092

ANALYTICAL RESULTS

Project: CLOUD'S CHEVERON
Pace Project No.: 9230783

Sample: MW-28 **Lab ID: 9230783021** Collected: 10/20/08 11:02 Received: 10/24/08 15:40 Matrix: Water

Parameters	Results	Units	Report Limit	DF	Prepared	Analyzed	CAS No.	Qual
8011 GCS EDB and DBCP	Analytical Method: EPA 8011 Preparation Method: EPA 8011							
1,2-Dibromoethane (EDB)	ND	ug/L	0.019	1	10/29/08 10:32	10/31/08 23:50	106-93-4	
1-Chloro-2-bromopropane (S)	87	%	60-140	1	10/29/08 10:32	10/31/08 23:50	301-79-56	
8260 MSV Oxygenates	Analytical Method: EPA 8260							
tert-Amyl Alcohol	ND	ug/L	100	1		10/28/08 14:09	75-85-4	
tert-Amylmethyl ether	ND	ug/L	10.0	1		10/28/08 14:09	994-05-8	
Benzene	ND	ug/L	5.0	1		10/28/08 14:09	71-43-2	
3,3-Dimethyl-1-Butanol	ND	ug/L	100	1		10/28/08 14:09	624-95-3	
tert-Butyl Alcohol	ND	ug/L	100	1		10/28/08 14:09	75-65-0	
tert-Butyl Formate	ND	ug/L	50.0	1		10/28/08 14:09	762-75-4	
Diisopropyl ether	ND	ug/L	5.0	1		10/28/08 14:09	108-20-3	
Ethanol	**269**	ug/L	200	1		10/28/08 14:09	64-17-5	
Ethylbenzene	ND	ug/L	5.0	1		10/28/08 14:09	100-41-4	
Ethyl-tert-butyl ether	ND	ug/L	10.0	1		10/28/08 14:09	637-92-3	
Methyl-tert-butyl ether	ND	ug/L	5.0	1		10/28/08 14:09	1634-04-4	
Naphthalene	ND	ug/L	5.0	1		10/28/08 14:09	91-20-3	
Toluene	ND	ug/L	5.0	1		10/28/08 14:09	108-88-3	
Xylene (Total)	ND	ug/L	10.0	1		10/28/08 14:09	1330-20-7	
m&p-Xylene	ND	ug/L	10.0	1		10/28/08 14:09	1330-20-7	
o-Xylene	ND	ug/L	5.0	1		10/28/08 14:09	95-47-6	
Dibromofluoromethane (S)	89	%	85-115	1		10/28/08 14:09	1868-53-7	
Toluene-d8 (S)	102	%	70-120	1		10/28/08 14:09	2037-26-5	
4-Bromofluorobenzene (S)	96	%	87-109	1		10/28/08 14:09	460-00-4	
1,2-Dichloroethane-d4 (S)	93	%	79-120	1		10/28/08 14:09	17060-07-0	

This report shall not be reproduced, except in full,
without the written consent of Pace Analytical Services, Inc..

ACCREDITED IN ACCORDANCE WITH nelac

Pace Analytical®
www.pacelabs.com

Pace Analytical Services, Inc.
2225 Riverside Dr.
Asheville, NC 28804
(828)254-7176

Pace Analytical Services, Inc.
9800 Kincey Ave. Suite 100
Huntersville, NC 28078
(704)875-9092

ANALYTICAL RESULTS

Project: CLOUD'S CHEVERON
Pace Project No.: 9230783

Sample: MW-29 **Lab ID: 9230783022** Collected: 10/20/08 10:55 Received: 10/24/08 15:40 Matrix: Water

Parameters	Results	Units	Report Limit	DF	Prepared	Analyzed	CAS No.	Qual
8011 GCS EDB and DBCP	Analytical Method: EPA 8011 Preparation Method: EPA 8011							
1,2-Dibromoethane (EDB)	ND	ug/L	0.019	1	10/29/08 10:32	11/01/08 00:02	106-93-4	
1-Chloro-2-bromopropane (S)	74	%	60-140	1	10/29/08 10:32	11/01/08 00:02	301-79-56	
8260 MSV Oxygenates	Analytical Method: EPA 8260							
tert-Amyl Alcohol	ND	ug/L	100	1		10/28/08 14:33	75-85-4	
tert-Amylmethyl ether	ND	ug/L	10.0	1		10/28/08 14:33	994-05-8	
Benzene	ND	ug/L	5.0	1		10/28/08 14:33	71-43-2	
3,3-Dimethyl-1-Butanol	**111**	ug/L	100	1		10/28/08 14:33	624-95-3	
tert-Butyl Alcohol	ND	ug/L	100	1		10/28/08 14:33	75-65-0	
tert-Butyl Formate	ND	ug/L	50.0	1		10/28/08 14:33	762-75-4	
Diisopropyl ether	ND	ug/L	5.0	1		10/28/08 14:33	108-20-3	
Ethanol	ND	ug/L	200	1		10/28/08 14:33	64-17-5	
Ethylbenzene	ND	ug/L	5.0	1		10/28/08 14:33	100-41-4	
Ethyl-tert-butyl ether	ND	ug/L	10.0	1		10/28/08 14:33	637-92-3	
Methyl-tert-butyl ether	ND	ug/L	5.0	1		10/28/08 14:33	1634-04-4	
Naphthalene	ND	ug/L	5.0	1		10/28/08 14:33	91-20-3	
Toluene	ND	ug/L	5.0	1		10/28/08 14:33	108-88-3	
Xylene (Total)	ND	ug/L	10.0	1		10/28/08 14:33	1330-20-7	
m&p-Xylene	ND	ug/L	10.0	1		10/28/08 14:33	1330-20-7	
o-Xylene	ND	ug/L	5.0	1		10/28/08 14:33	95-47-6	
Dibromofluoromethane (S)	88	%	85-115	1		10/28/08 14:33	1868-53-7	
Toluene-d8 (S)	103	%	70-120	1		10/28/08 14:33	2037-26-5	
4-Bromofluorobenzene (S)	96	%	87-109	1		10/28/08 14:33	460-00-4	
1,2-Dichloroethane-d4 (S)	95	%	79-120	1		10/28/08 14:33	17060-07-0	

This report shall not be reproduced, except in full,
without the written consent of Pace Analytical Services, Inc..

ACCREDITED IN ACCORDANCE WITH nelac

Pace Analytical
www.pacelabs.com

Pace Analytical Services, Inc.
2225 Riverside Dr.
Asheville, NC 28804
(828)254-7176

Pace Analytical Services, Inc.
9800 Kincey Ave. Suite 100
Huntersville, NC 28078
(704)875-9092

ANALYTICAL RESULTS

Project: CLOUD'S CHEVERON
Pace Project No.: 9230783

Sample: MW-30 **Lab ID: 9230783023** Collected: 10/20/08 14:38 Received: 10/24/08 15:40 Matrix: Water

Parameters	Results	Units	Report Limit	DF	Prepared	Analyzed	CAS No.	Qual
8011 GCS EDB and DBCP	Analytical Method: EPA 8011 Preparation Method: EPA 8011							
1,2-Dibromoethane (EDB)	ND	ug/L	0.019	1	10/29/08 10:32	11/01/08 00:14	106-93-4	
1-Chloro-2-bromopropane (S)	96	%	60-140	1	10/29/08 10:32	11/01/08 00:14	301-79-56	
8260 MSV Oxygenates	Analytical Method: EPA 8260							
tert-Amyl Alcohol	ND	ug/L	100	1		10/28/08 14:56	75-85-4	
tert-Amylmethyl ether	ND	ug/L	10.0	1		10/28/08 14:56	994-05-8	
Benzene	ND	ug/L	5.0	1		10/28/08 14:56	71-43-2	
3,3-Dimethyl-1-Butanol	ND	ug/L	100	1		10/28/08 14:56	624-95-3	
tert-Butyl Alcohol	ND	ug/L	100	1		10/28/08 14:56	75-65-0	
tert-Butyl Formate	ND	ug/L	50.0	1		10/28/08 14:56	762-75-4	
Diisopropyl ether	ND	ug/L	5.0	1		10/28/08 14:56	108-20-3	
Ethanol	ND	ug/L	200	1		10/28/08 14:56	64-17-5	
Ethylbenzene	**5.0**	ug/L	5.0	1		10/28/08 14:56	100-41-4	
Ethyl-tert-butyl ether	ND	ug/L	10.0	1		10/28/08 14:56	637-92-3	
Methyl-tert-butyl ether	ND	ug/L	5.0	1		10/28/08 14:56	1634-04-4	
Naphthalene	**11.1**	ug/L	5.0	1		10/28/08 14:56	91-20-3	
Toluene	**14.6**	ug/L	5.0	1		10/28/08 14:56	108-88-3	
Xylene (Total)	**38.7**	ug/L	10.0	1		10/28/08 14:56	1330-20-7	
m&p-Xylene	**24.2**	ug/L	10.0	1		10/28/08 14:56	1330-20-7	
o-Xylene	**14.5**	ug/L	5.0	1		10/28/08 14:56	95-47-6	
Dibromofluoromethane (S)	89	%	85-115	1		10/28/08 14:56	1868-53-7	
Toluene-d8 (S)	103	%	70-120	1		10/28/08 14:56	2037-26-5	
4-Bromofluorobenzene (S)	97	%	87-109	1		10/28/08 14:56	460-00-4	
1,2-Dichloroethane-d4 (S)	95	%	79-120	1		10/28/08 14:56	17060-07-0	

This report shall not be reproduced, except in full,
without the written consent of Pace Analytical Services, Inc..

ACCREDITED IN ACCORDANCE WITH nelac

Pace Analytical®
www.pacelabs.com

Pace Analytical Services, Inc.
2225 Riverside Dr.
Asheville, NC 28804
(828)254-7176

Pace Analytical Services, Inc.
9800 Kincey Ave. Suite 100
Huntersville, NC 28078
(704)875-9092

ANALYTICAL RESULTS

Project: CLOUD'S CHEVERON
Pace Project No.: 9230783

Sample: MW-32 **Lab ID: 9230783024** Collected: 10/20/08 14:07 Received: 10/24/08 15:40 Matrix: Water

Parameters	Results	Units	Report Limit	DF	Prepared	Analyzed	CAS No.	Qual
8011 GCS EDB and DBCP	Analytical Method: EPA 8011 Preparation Method: EPA 8011							
1,2-Dibromoethane (EDB)	ND	ug/L	0.019	1	10/29/08 10:32	11/01/08 00:26	106-93-4	
1-Chloro-2-bromopropane (S)	93	%	60-140	1	10/29/08 10:32	11/01/08 00:26	301-79-56	
8260 MSV Oxygenates	Analytical Method: EPA 8260							
tert-Amyl Alcohol	**1860**	ug/L	500	5		11/02/08 05:39	75-85-4	
tert-Amylmethyl ether	ND	ug/L	50.0	5		11/02/08 05:39	994-05-8	
Benzene	**296**	ug/L	25.0	5		11/02/08 05:39	71-43-2	
3,3-Dimethyl-1-Butanol	ND	ug/L	500	5		11/02/08 05:39	624-95-3	
tert-Butyl Alcohol	ND	ug/L	500	5		11/02/08 05:39	75-65-0	
tert-Butyl Formate	ND	ug/L	250	5		11/02/08 05:39	762-75-4	
Diisopropyl ether	ND	ug/L	25.0	5		11/02/08 05:39	108-20-3	
Ethanol	ND	ug/L	1000	5		11/02/08 05:39	64-17-5	
Ethylbenzene	**512**	ug/L	25.0	5		11/02/08 05:39	100-41-4	
Ethyl-tert-butyl ether	ND	ug/L	50.0	5		11/02/08 05:39	637-92-3	
Methyl-tert-butyl ether	ND	ug/L	25.0	5		11/02/08 05:39	1634-04-4	
Naphthalene	**510**	ug/L	25.0	5		11/02/08 05:39	91-20-3	
Toluene	**911**	ug/L	25.0	5		11/02/08 05:39	108-88-3	
Xylene (Total)	**2570**	ug/L	500	50		11/01/08 04:05	1330-20-7	
m&p-Xylene	**1740**	ug/L	50.0	5		11/02/08 05:39	1330-20-7	
o-Xylene	**837**	ug/L	250	50		11/01/08 04:05	95-47-6	
Dibromofluoromethane (S)	103	%	85-115	5		11/02/08 05:39	1868-53-7	
Toluene-d8 (S)	102	%	70-120	5		11/02/08 05:39	2037-26-5	
4-Bromofluorobenzene (S)	99	%	87-109	5		11/02/08 05:39	460-00-4	
1,2-Dichloroethane-d4 (S)	106	%	79-120	5		11/02/08 05:39	17060-07-0	

This report shall not be reproduced, except in full,
without the written consent of Pace Analytical Services, Inc..

ACCREDITED IN ACCORDANCE WITH nelac

Pace Analytical®
www.pacelabs.com

Pace Analytical Services, Inc.
2225 Riverside Dr.
Asheville, NC 28804
(828)254-7176

Pace Analytical Services, Inc.
9800 Kincey Ave. Suite 100
Huntersville, NC 28078
(704)875-9092

ANALYTICAL RESULTS

Project: CLOUD'S CHEVERON
Pace Project No.: 9230783

Sample: MW-33 **Lab ID: 9230783025** Collected: 10/20/08 14:22 Received: 10/24/08 15:40 Matrix: Water

Parameters	Results	Units	Report Limit	DF	Prepared	Analyzed	CAS No.	Qual
8011 GCS EDB and DBCP	Analytical Method: EPA 8011 Preparation Method: EPA 8011							
1,2-Dibromoethane (EDB)	ND	ug/L	0.019	1	10/29/08 10:32	11/01/08 00:38	106-93-4	
1-Chloro-2-bromopropane (S)	82	%	60-140	1	10/29/08 10:32	11/01/08 00:38	301-79-56	
8260 MSV Oxygenates	Analytical Method: EPA 8260							
tert-Amyl Alcohol	**5190**	ug/L	2000	20		10/28/08 16:56	75-85-4	
tert-Amylmethyl ether	ND	ug/L	200	20		10/28/08 16:56	994-05-8	
Benzene	**2570**	ug/L	100	20		10/28/08 16:56	71-43-2	
3,3-Dimethyl-1-Butanol	ND	ug/L	2000	20		10/28/08 16:56	624-95-3	
tert-Butyl Alcohol	ND	ug/L	2000	20		10/28/08 16:56	75-65-0	
tert-Butyl Formate	ND	ug/L	1000	20		10/28/08 16:56	762-75-4	
Diisopropyl ether	ND	ug/L	100	20		10/28/08 16:56	108-20-3	
Ethanol	ND	ug/L	4000	20		10/28/08 16:56	64-17-5	
Ethylbenzene	**1310**	ug/L	100	20		10/28/08 16:56	100-41-4	
Ethyl-tert-butyl ether	ND	ug/L	200	20		10/28/08 16:56	637-92-3	
Methyl-tert-butyl ether	ND	ug/L	100	20		10/28/08 16:56	1634-04-4	
Naphthalene	**473**	ug/L	100	20		10/28/08 16:56	91-20-3	
Toluene	**11000**	ug/L	500	100		10/30/08 00:16	108-88-3	
Xylene (Total)	**8420**	ug/L	200	20		10/28/08 16:56	1330-20-7	
m&p-Xylene	**5300**	ug/L	200	20		10/28/08 16:56	1330-20-7	
o-Xylene	**3130**	ug/L	100	20		10/28/08 16:56	95-47-6	
Dibromofluoromethane (S)	104	%	85-115	20		10/28/08 16:56	1868-53-7	
Toluene-d8 (S)	102	%	70-120	20		10/28/08 16:56	2037-26-5	
4-Bromofluorobenzene (S)	96	%	87-109	20		10/28/08 16:56	460-00-4	
1,2-Dichloroethane-d4 (S)	101	%	79-120	20		10/28/08 16:56	17060-07-0	

This report shall not be reproduced, except in full,
without the written consent of Pace Analytical Services, Inc..

ACCREDITED IN ACCORDANCE WITH nelac

Pace Analytical®
www.pacelabs.com

Pace Analytical Services, Inc.
2225 Riverside Dr.
Asheville, NC 28804
(828)254-7176

Pace Analytical Services, Inc.
9800 Kincey Ave. Suite 100
Huntersville, NC 28078
(704)875-9092

ANALYTICAL RESULTS

Project: CLOUD'S CHEVERON
Pace Project No.: 9230783

Sample: MW-34 **Lab ID: 9230783026** Collected: 10/20/08 15:40 Received: 10/24/08 15:40 Matrix: Water

Parameters	Results	Units	Report Limit	DF	Prepared	Analyzed	CAS No.	Qual
8011 GCS EDB and DBCP	Analytical Method: EPA 8011 Preparation Method: EPA 8011							
1,2-Dibromoethane (EDB)	ND	ug/L	0.019	1	10/29/08 10:32	11/01/08 00:50	106-93-4	
1-Chloro-2-bromopropane (S)	90	%	60-140	1	10/29/08 10:32	11/01/08 00:50	301-79-56	
8260 MSV Oxygenates	Analytical Method: EPA 8260							
tert-Amyl Alcohol	ND	ug/L	5000	50		10/30/08 16:46	75-85-4	
tert-Amylmethyl ether	ND	ug/L	500	50		10/30/08 16:46	994-05-8	
Benzene	**648**	ug/L	250	50		10/30/08 16:46	71-43-2	
3,3-Dimethyl-1-Butanol	ND	ug/L	5000	50		10/30/08 16:46	624-95-3	
tert-Butyl Alcohol	ND	ug/L	5000	50		10/30/08 16:46	75-65-0	
tert-Butyl Formate	ND	ug/L	2500	50		10/30/08 16:46	762-75-4	
Diisopropyl ether	ND	ug/L	250	50		10/30/08 16:46	108-20-3	
Ethanol	ND	ug/L	10000	50		10/30/08 16:46	64-17-5	
Ethylbenzene	**1350**	ug/L	250	50		10/30/08 16:46	100-41-4	
Ethyl-tert-butyl ether	ND	ug/L	500	50		10/30/08 16:46	637-92-3	
Methyl-tert-butyl ether	ND	ug/L	250	50		10/30/08 16:46	1634-04-4	
Naphthalene	**622**	ug/L	250	50		10/30/08 16:46	91-20-3	
Toluene	**5930**	ug/L	250	50		10/30/08 16:46	108-88-3	
Xylene (Total)	**5870**	ug/L	500	50		10/30/08 16:46	1330-20-7	
m&p-Xylene	**3750**	ug/L	500	50		10/30/08 16:46	1330-20-7	
o-Xylene	**2120**	ug/L	250	50		10/30/08 16:46	95-47-6	
Dibromofluoromethane (S)	100	%	85-115	50		10/30/08 16:46	1868-53-7	
Toluene-d8 (S)	101	%	70-120	50		10/30/08 16:46	2037-26-5	
4-Bromofluorobenzene (S)	96	%	87-109	50		10/30/08 16:46	460-00-4	
1,2-Dichloroethane-d4 (S)	103	%	79-120	50		10/30/08 16:46	17060-07-0	

This report shall not be reproduced, except in full,
without the written consent of Pace Analytical Services, Inc..

ACCREDITED IN ACCORDANCE WITH nelac

Pace Analytical®
www.pacelabs.com

Pace Analytical Services, Inc.
2225 Riverside Dr.
Asheville, NC 28804
(828)254-7176

Pace Analytical Services, Inc.
9800 Kincey Ave. Suite 100
Huntersville, NC 28078
(704)875-9092

ANALYTICAL RESULTS

Project: CLOUD'S CHEVERON
Pace Project No.: 9230783

Sample: MW-35 **Lab ID: 9230783027** Collected: 10/20/08 15:25 Received: 10/24/08 15:40 Matrix: Water

Parameters	Results	Units	Report Limit	DF	Prepared	Analyzed	CAS No.	Qual
8011 GCS EDB and DBCP	Analytical Method: EPA 8011 Preparation Method: EPA 8011							
1,2-Dibromoethane (EDB)	**0.96**	ug/L	0.019	1	10/29/08 10:32	11/01/08 01:02	106-93-4	
1-Chloro-2-bromopropane (S)	120	%	60-140	1	10/29/08 10:32	11/01/08 01:02	301-79-56	
8260 MSV Oxygenates	Analytical Method: EPA 8260							
tert-Amyl Alcohol	**12700**	ug/L	10000	100		10/29/08 09:27	75-85-4	
tert-Amylmethyl ether	ND	ug/L	1000	100		10/29/08 09:27	994-05-8	
Benzene	**13100**	ug/L	500	100		10/29/08 09:27	71-43-2	
3,3-Dimethyl-1-Butanol	ND	ug/L	10000	100		10/29/08 09:27	624-95-3	
tert-Butyl Alcohol	ND	ug/L	10000	100		10/29/08 09:27	75-65-0	
tert-Butyl Formate	ND	ug/L	5000	100		10/29/08 09:27	762-75-4	
Diisopropyl ether	**1360**	ug/L	500	100		10/29/08 09:27	108-20-3	
Ethanol	ND	ug/L	20000	100		10/29/08 09:27	64-17-5	
Ethylbenzene	**1660**	ug/L	500	100		10/29/08 09:27	100-41-4	
Ethyl-tert-butyl ether	ND	ug/L	1000	100		10/29/08 09:27	637-92-3	
Methyl-tert-butyl ether	**1770**	ug/L	500	100		10/29/08 09:27	1634-04-4	
Naphthalene	**1460**	ug/L	500	100		10/29/08 09:27	91-20-3	
Toluene	**12500**	ug/L	500	100		10/29/08 09:27	108-88-3	
Xylene (Total)	**8830**	ug/L	1000	100		10/29/08 09:27	1330-20-7	
m&p-Xylene	**5730**	ug/L	1000	100		10/29/08 09:27	1330-20-7	
o-Xylene	**3100**	ug/L	500	100		10/29/08 09:27	95-47-6	
Dibromofluoromethane (S)	87	%	85-115	100		10/29/08 09:27	1868-53-7	
Toluene-d8 (S)	102	%	70-120	100		10/29/08 09:27	2037-26-5	
4-Bromofluorobenzene (S)	97	%	87-109	100		10/29/08 09:27	460-00-4	
1,2-Dichloroethane-d4 (S)	94	%	79-120	100		10/29/08 09:27	17060-07-0	

This report shall not be reproduced, except in full,
without the written consent of Pace Analytical Services, Inc..

ACCREDITED IN ACCORDANCE WITH nelac

Pace Analytical®
www.pacelabs.com

Pace Analytical Services, Inc.
2225 Riverside Dr.
Asheville, NC 28804
(828)254-7176

Pace Analytical Services, Inc.
9800 Kincey Ave. Suite 100
Huntersville, NC 28078
(704)875-9092

ANALYTICAL RESULTS

Project: CLOUD'S CHEVERON
Pace Project No.: 9230783

Sample: MW-36 **Lab ID: 9230783028** Collected: 10/20/08 00:00 Received: 10/24/08 15:40 Matrix: Water

Parameters	Results	Units	Report Limit	DF	Prepared	Analyzed	CAS No.	Qual
8011 GCS EDB and DBCP	Analytical Method: EPA 8011 Preparation Method: EPA 8011							
1,2-Dibromoethane (EDB)	ND	ug/L	0.020	1	10/29/08 10:33	11/01/08 01:13	106-93-4	
1-Chloro-2-bromopropane (S)	92	%	60-140	1	10/29/08 10:33	11/01/08 01:13	301-79-56	
8260 MSV Oxygenates	Analytical Method: EPA 8260							
tert-Amyl Alcohol	**2400**	ug/L	200	2		10/29/08 17:17	75-85-4	
tert-Amylmethyl ether	ND	ug/L	20.0	2		10/29/08 17:17	994-05-8	
Benzene	**35.8**	ug/L	10.0	2		10/29/08 17:17	71-43-2	
3,3-Dimethyl-1-Butanol	ND	ug/L	200	2		10/29/08 17:17	624-95-3	
tert-Butyl Alcohol	ND	ug/L	200	2		10/29/08 17:17	75-65-0	
tert-Butyl Formate	ND	ug/L	100	2		10/29/08 17:17	762-75-4	
Diisopropyl ether	ND	ug/L	10.0	2		10/29/08 17:17	108-20-3	
Ethanol	ND	ug/L	400	2		10/29/08 17:17	64-17-5	
Ethylbenzene	**397**	ug/L	50.0	10		10/31/08 12:30	100-41-4	
Ethyl-tert-butyl ether	ND	ug/L	20.0	2		10/29/08 17:17	637-92-3	
Methyl-tert-butyl ether	ND	ug/L	10.0	2		10/29/08 17:17	1634-04-4	
Naphthalene	**238**	ug/L	10.0	2		10/29/08 17:17	91-20-3	
Toluene	**136**	ug/L	10.0	2		10/29/08 17:17	108-88-3	
Xylene (Total)	**320**	ug/L	20.0	2		10/29/08 17:17	1330-20-7	
m&p-Xylene	**237**	ug/L	20.0	2		10/29/08 17:17	1330-20-7	
o-Xylene	**83.0**	ug/L	10.0	2		10/29/08 17:17	95-47-6	
Dibromofluoromethane (S)	100	%	85-115	2		10/29/08 17:17	1868-53-7	
Toluene-d8 (S)	102	%	70-120	2		10/29/08 17:17	2037-26-5	
4-Bromofluorobenzene (S)	98	%	87-109	2		10/29/08 17:17	460-00-4	
1,2-Dichloroethane-d4 (S)	103	%	79-120	2		10/29/08 17:17	17060-07-0	

This report shall not be reproduced, except in full,
without the written consent of Pace Analytical Services, Inc..

ACCREDITED IN ACCORDANCE WITH nelac

Pace Analytical®
www.pacelabs.com

Pace Analytical Services, Inc.
2225 Riverside Dr.
Asheville, NC 28804
(828)254-7176

Pace Analytical Services, Inc.
9800 Kincey Ave. Suite 100
Huntersville, NC 28078
(704)875-9092

ANALYTICAL RESULTS

Project: CLOUD'S CHEVERON
Pace Project No.: 9230783

Sample: MW-37 **Lab ID: 9230783029** Collected: 10/20/08 14:55 Received: 10/24/08 15:40 Matrix: Water

Parameters	Results	Units	Report Limit	DF	Prepared	Analyzed	CAS No.	Qual
8011 GCS EDB and DBCP	Analytical Method: EPA 8011 Preparation Method: EPA 8011							
1,2-Dibromoethane (EDB)	ND	ug/L	0.019	1	10/29/08 10:33	11/01/08 01:25	106-93-4	
1-Chloro-2-bromopropane (S)	75	%	60-140	1	10/29/08 10:33	11/01/08 01:25	301-79-56	
8260 MSV Oxygenates	Analytical Method: EPA 8260							
tert-Amyl Alcohol	**2370**	ug/L	1000	10		10/29/08 16:57	75-85-4	
tert-Amylmethyl ether	ND	ug/L	100	10		10/29/08 16:57	994-05-8	
Benzene	**454**	ug/L	50.0	10		10/29/08 16:57	71-43-2	
3,3-Dimethyl-1-Butanol	ND	ug/L	1000	10		10/29/08 16:57	624-95-3	
tert-Butyl Alcohol	ND	ug/L	1000	10		10/29/08 16:57	75-65-0	
tert-Butyl Formate	ND	ug/L	500	10		10/29/08 16:57	762-75-4	
Diisopropyl ether	ND	ug/L	50.0	10		10/29/08 16:57	108-20-3	
Ethanol	ND	ug/L	2000	10		10/29/08 16:57	64-17-5	
Ethylbenzene	**1130**	ug/L	50.0	10		10/29/08 16:57	100-41-4	
Ethyl-tert-butyl ether	ND	ug/L	100	10		10/29/08 16:57	637-92-3	
Methyl-tert-butyl ether	ND	ug/L	50.0	10		10/29/08 16:57	1634-04-4	
Naphthalene	**609**	ug/L	50.0	10		10/29/08 16:57	91-20-3	
Toluene	**459**	ug/L	50.0	10		10/29/08 16:57	108-88-3	
Xylene (Total)	**728**	ug/L	100	10		10/29/08 16:57	1330-20-7	
m&p-Xylene	**464**	ug/L	100	10		10/29/08 16:57	1330-20-7	
o-Xylene	**264**	ug/L	50.0	10		10/29/08 16:57	95-47-6	
Dibromofluoromethane (S)	100	%	85-115	10		10/29/08 16:57	1868-53-7	
Toluene-d8 (S)	100	%	70-120	10		10/29/08 16:57	2037-26-5	
4-Bromofluorobenzene (S)	96	%	87-109	10		10/29/08 16:57	460-00-4	
1,2-Dichloroethane-d4 (S)	107	%	79-120	10		10/29/08 16:57	17060-07-0	

This report shall not be reproduced, except in full,
without the written consent of Pace Analytical Services, Inc..

ACCREDITED IN ACCORDANCE WITH nelac

Pace Analytical®
www.pacelabs.com

Pace Analytical Services, Inc.
2225 Riverside Dr.
Asheville, NC 28804
(828)254-7176

Pace Analytical Services, Inc.
9800 Kincey Ave. Suite 100
Huntersville, NC 28078
(704)875-9092

ANALYTICAL RESULTS

Project: CLOUD'S CHEVERON
Pace Project No.: 9230783

Sample: MW-38 **Lab ID: 9230783030** Collected: 10/20/08 14:40 Received: 10/24/08 15:40 Matrix: Water

Parameters	Results	Units	Report Limit	DF	Prepared	Analyzed	CAS No.	Qual
8011 GCS EDB and DBCP	Analytical Method: EPA 8011 Preparation Method: EPA 8011							
1,2-Dibromoethane (EDB)	ND	ug/L	0.019	1	10/29/08 10:33	11/01/08 01:37	106-93-4	
1-Chloro-2-bromopropane (S)	88	%	60-140	1	10/29/08 10:33	11/01/08 01:37	301-79-56	
8260 MSV Oxygenates	Analytical Method: EPA 8260							
tert-Amyl Alcohol	ND	ug/L	100	1		10/28/08 15:20	75-85-4	
tert-Amylmethyl ether	ND	ug/L	10.0	1		10/28/08 15:20	994-05-8	
Benzene	ND	ug/L	5.0	1		10/28/08 15:20	71-43-2	
3,3-Dimethyl-1-Butanol	ND	ug/L	100	1		10/28/08 15:20	624-95-3	
tert-Butyl Alcohol	ND	ug/L	100	1		10/28/08 15:20	75-65-0	
tert-Butyl Formate	ND	ug/L	50.0	1		10/28/08 15:20	762-75-4	
Diisopropyl ether	ND	ug/L	5.0	1		10/28/08 15:20	108-20-3	
Ethanol	ND	ug/L	200	1		10/28/08 15:20	64-17-5	
Ethylbenzene	ND	ug/L	5.0	1		10/28/08 15:20	100-41-4	
Ethyl-tert-butyl ether	ND	ug/L	10.0	1		10/28/08 15:20	637-92-3	
Methyl-tert-butyl ether	ND	ug/L	5.0	1		10/28/08 15:20	1634-04-4	
Naphthalene	ND	ug/L	5.0	1		10/28/08 15:20	91-20-3	
Toluene	ND	ug/L	5.0	1		10/28/08 15:20	108-88-3	
Xylene (Total)	ND	ug/L	10.0	1		10/28/08 15:20	1330-20-7	
m&p-Xylene	ND	ug/L	10.0	1		10/28/08 15:20	1330-20-7	
o-Xylene	ND	ug/L	5.0	1		10/28/08 15:20	95-47-6	
Dibromofluoromethane (S)	88	%	85-115	1		10/28/08 15:20	1868-53-7	
Toluene-d8 (S)	102	%	70-120	1		10/28/08 15:20	2037-26-5	
4-Bromofluorobenzene (S)	96	%	87-109	1		10/28/08 15:20	460-00-4	
1,2-Dichloroethane-d4 (S)	92	%	79-120	1		10/28/08 15:20	17060-07-0	

This report shall not be reproduced, except in full,
without the written consent of Pace Analytical Services, Inc..

ACCREDITED IN ACCORDANCE WITH nelac

Pace Analytical®
www.pacelabs.com

Pace Analytical Services, Inc.
2225 Riverside Dr.
Asheville, NC 28804
(828)254-7176

Pace Analytical Services, Inc.
9800 Kincey Ave. Suite 100
Huntersville, NC 28078
(704)875-9092

ANALYTICAL RESULTS

Project: CLOUD'S CHEVERON
Pace Project No.: 9230783

Sample: MW-39 **Lab ID: 9230783031** Collected: 10/20/08 08:43 Received: 10/24/08 15:40 Matrix: Water

Parameters	Results	Units	Report Limit	DF	Prepared	Analyzed	CAS No.	Qual
8011 GCS EDB and DBCP	Analytical Method: EPA 8011 Preparation Method: EPA 8011							
1,2-Dibromoethane (EDB)	ND	ug/L	0.024	1	10/29/08 10:33	11/01/08 01:49	106-93-4	
1-Chloro-2-bromopropane (S)	79	%	60-140	1	10/29/08 10:33	11/01/08 01:49	301-79-56	
8260 MSV Oxygenates	Analytical Method: EPA 8260							
tert-Amyl Alcohol	ND	ug/L	10000	100		10/29/08 09:50	75-85-4	
tert-Amylmethyl ether	ND	ug/L	1000	100		10/29/08 09:50	994-05-8	
Benzene	**506**	ug/L	500	100		10/29/08 09:50	71-43-2	
3,3-Dimethyl-1-Butanol	ND	ug/L	10000	100		10/29/08 09:50	624-95-3	
tert-Butyl Alcohol	ND	ug/L	10000	100		10/29/08 09:50	75-65-0	
tert-Butyl Formate	ND	ug/L	5000	100		10/29/08 09:50	762-75-4	
Diisopropyl ether	ND	ug/L	500	100		10/29/08 09:50	108-20-3	
Ethanol	ND	ug/L	20000	100		10/29/08 09:50	64-17-5	
Ethylbenzene	**1940**	ug/L	500	100		10/29/08 09:50	100-41-4	
Ethyl-tert-butyl ether	ND	ug/L	1000	100		10/29/08 09:50	637-92-3	
Methyl-tert-butyl ether	ND	ug/L	500	100		10/29/08 09:50	1634-04-4	
Naphthalene	**944**	ug/L	500	100		10/29/08 09:50	91-20-3	
Toluene	**11400**	ug/L	500	100		10/29/08 09:50	108-88-3	
Xylene (Total)	**10900**	ug/L	1000	100		10/29/08 09:50	1330-20-7	
m&p-Xylene	**7270**	ug/L	1000	100		10/29/08 09:50	1330-20-7	
o-Xylene	**3630**	ug/L	500	100		10/29/08 09:50	95-47-6	
Dibromofluoromethane (S)	89	%	85-115	100		10/29/08 09:50	1868-53-7	
Toluene-d8 (S)	102	%	70-120	100		10/29/08 09:50	2037-26-5	
4-Bromofluorobenzene (S)	98	%	87-109	100		10/29/08 09:50	460-00-4	
1,2-Dichloroethane-d4 (S)	95	%	79-120	100		10/29/08 09:50	17060-07-0	

This report shall not be reproduced, except in full,
without the written consent of Pace Analytical Services, Inc..

ACCREDITED IN ACCORDANCE WITH nelac

Pace Analytical®
www.pacelabs.com

Pace Analytical Services, Inc.
2225 Riverside Dr.
Asheville, NC 28804
(828)254-7176

Pace Analytical Services, Inc.
9800 Kincey Ave. Suite 100
Huntersville, NC 28078
(704)875-9092

ANALYTICAL RESULTS

Project: CLOUD'S CHEVERON
Pace Project No.: 9230783

Sample: MW-40 **Lab ID: 9230783032** Collected: 10/20/08 08:51 Received: 10/24/08 15:40 Matrix: Water

Parameters	Results	Units	Report Limit	DF	Prepared	Analyzed	CAS No.	Qual
8011 GCS EDB and DBCP	Analytical Method: EPA 8011 Preparation Method: EPA 8011							
1,2-Dibromoethane (EDB)	ND	ug/L	0.019	1	10/29/08 10:33	11/01/08 02:01	106-93-4	
1-Chloro-2-bromopropane (S)	63	%	60-140	1	10/29/08 10:33	11/01/08 02:01	301-79-56	
8260 MSV Oxygenates	Analytical Method: EPA 8260							
tert-Amyl Alcohol	ND	ug/L	20000	200		11/02/08 03:19	75-85-4	
tert-Amylmethyl ether	ND	ug/L	2000	200		11/02/08 03:19	994-05-8	
Benzene	**1010**	ug/L	1000	200		11/02/08 03:19	71-43-2	
3,3-Dimethyl-1-Butanol	ND	ug/L	20000	200		11/02/08 03:19	624-95-3	
tert-Butyl Alcohol	ND	ug/L	20000	200		11/02/08 03:19	75-65-0	
tert-Butyl Formate	ND	ug/L	10000	200		11/02/08 03:19	762-75-4	
Diisopropyl ether	ND	ug/L	1000	200		11/02/08 03:19	108-20-3	
Ethanol	ND	ug/L	40000	200		11/02/08 03:19	64-17-5	
Ethylbenzene	**3920**	ug/L	1000	200		11/02/08 03:19	100-41-4	
Ethyl-tert-butyl ether	ND	ug/L	2000	200		11/02/08 03:19	637-92-3	
Methyl-tert-butyl ether	ND	ug/L	1000	200		11/02/08 03:19	1634-04-4	
Naphthalene	**2630**	ug/L	1000	200		11/02/08 03:19	91-20-3	
Toluene	**16000**	ug/L	1000	200		11/02/08 03:19	108-88-3	
Xylene (Total)	**27200**	ug/L	2000	200		11/02/08 03:19	1330-20-7	
m&p-Xylene	**18800**	ug/L	2000	200		11/02/08 03:19	1330-20-7	
o-Xylene	**8360**	ug/L	1000	200		11/02/08 03:19	95-47-6	
Dibromofluoromethane (S)	103	%	85-115	200		11/02/08 03:19	1868-53-7	
Toluene-d8 (S)	102	%	70-120	200		11/02/08 03:19	2037-26-5	
4-Bromofluorobenzene (S)	99	%	87-109	200		11/02/08 03:19	460-00-4	
1,2-Dichloroethane-d4 (S)	107	%	79-120	200		11/02/08 03:19	17060-07-0	

This report shall not be reproduced, except in full,
without the written consent of Pace Analytical Services, Inc..

ACCREDITED IN ACCORDANCE WITH nelac

Pace Analytical®
www.pacelabs.com

Pace Analytical Services, Inc.
2225 Riverside Dr.
Asheville, NC 28804
(828)254-7176

Pace Analytical Services, Inc.
9800 Kincey Ave. Suite 100
Huntersville, NC 28078
(704)875-9092

ANALYTICAL RESULTS

Project: CLOUD'S CHEVERON
Pace Project No.: 9230783

Sample: MW-41 **Lab ID: 9230783033** Collected: 10/20/08 09:03 Received: 10/24/08 15:40 Matrix: Water

Parameters	Results	Units	Report Limit	DF	Prepared	Analyzed	CAS No.	Qual
8011 GCS EDB and DBCP	Analytical Method: EPA 8011 Preparation Method: EPA 8011							
1,2-Dibromoethane (EDB)	ND	ug/L	0.018	1	10/29/08 10:33	11/01/08 02:13	106-93-4	
1-Chloro-2-bromopropane (S)	84	%	60-140	1	10/29/08 10:33	11/01/08 02:13	301-79-56	
8260 MSV Oxygenates	Analytical Method: EPA 8260							
tert-Amyl Alcohol	**3520**	ug/L	1000	10		10/29/08 16:36	75-85-4	
tert-Amylmethyl ether	ND	ug/L	100	10		10/29/08 16:36	994-05-8	
Benzene	**1160**	ug/L	50.0	10		10/29/08 16:36	71-43-2	
3,3-Dimethyl-1-Butanol	ND	ug/L	1000	10		10/29/08 16:36	624-95-3	
tert-Butyl Alcohol	ND	ug/L	1000	10		10/29/08 16:36	75-65-0	
tert-Butyl Formate	ND	ug/L	500	10		10/29/08 16:36	762-75-4	
Diisopropyl ether	**57.8**	ug/L	50.0	10		10/29/08 16:36	108-20-3	
Ethanol	ND	ug/L	2000	10		10/29/08 16:36	64-17-5	
Ethylbenzene	**1460**	ug/L	50.0	10		10/29/08 16:36	100-41-4	
Ethyl-tert-butyl ether	ND	ug/L	100	10		10/29/08 16:36	637-92-3	
Methyl-tert-butyl ether	ND	ug/L	50.0	10		10/29/08 16:36	1634-04-4	
Naphthalene	**608**	ug/L	50.0	10		10/29/08 16:36	91-20-3	
Toluene	**834**	ug/L	50.0	10		10/29/08 16:36	108-88-3	
Xylene (Total)	**1760**	ug/L	100	10		10/29/08 16:36	1330-20-7	
m&p-Xylene	**1400**	ug/L	100	10		10/29/08 16:36	1330-20-7	
o-Xylene	**360**	ug/L	50.0	10		10/29/08 16:36	95-47-6	
Dibromofluoromethane (S)	99	%	85-115	10		10/29/08 16:36	1868-53-7	
Toluene-d8 (S)	101	%	70-120	10		10/29/08 16:36	2037-26-5	
4-Bromofluorobenzene (S)	97	%	87-109	10		10/29/08 16:36	460-00-4	
1,2-Dichloroethane-d4 (S)	104	%	79-120	10		10/29/08 16:36	17060-07-0	

This report shall not be reproduced, except in full,
without the written consent of Pace Analytical Services, Inc..

ACCREDITED IN ACCORDANCE WITH nelac

Pace Analytical®
www.pacelabs.com

Pace Analytical Services, Inc.
2225 Riverside Dr.
Asheville, NC 28804
(828)254-7176

Pace Analytical Services, Inc.
9800 Kincey Ave. Suite 100
Huntersville, NC 28078
(704)875-9092

ANALYTICAL RESULTS

Project: CLOUD'S CHEVERON
Pace Project No.: 9230783

Sample: MW-42 **Lab ID: 9230783034** Collected: 10/20/08 09:14 Received: 10/24/08 15:40 Matrix: Water

Parameters	Results	Units	Report Limit	DF	Prepared	Analyzed	CAS No.	Qual
8011 GCS EDB and DBCP	Analytical Method: EPA 8011 Preparation Method: EPA 8011							
1,2-Dibromoethane (EDB)	ND	ug/L	0.019	1	10/29/08 10:33	11/01/08 02:25	106-93-4	
1-Chloro-2-bromopropane (S)	3240	%	60-140	1	10/29/08 10:33	11/01/08 02:25	301-79-56	S2
8260 MSV Oxygenates	Analytical Method: EPA 8260							
tert-Amyl Alcohol	**627**	ug/L	200	2		10/29/08 17:37	75-85-4	
tert-Amylmethyl ether	ND	ug/L	20.0	2		10/29/08 17:37	994-05-8	
Benzene	ND	ug/L	10.0	2		10/29/08 17:37	71-43-2	
3,3-Dimethyl-1-Butanol	ND	ug/L	200	2		10/29/08 17:37	624-95-3	
tert-Butyl Alcohol	ND	ug/L	200	2		10/29/08 17:37	75-65-0	
tert-Butyl Formate	ND	ug/L	100	2		10/29/08 17:37	762-75-4	
Diisopropyl ether	ND	ug/L	10.0	2		10/29/08 17:37	108-20-3	
Ethanol	ND	ug/L	400	2		10/29/08 17:37	64-17-5	
Ethylbenzene	**303**	ug/L	10.0	2		10/29/08 17:37	100-41-4	
Ethyl-tert-butyl ether	ND	ug/L	20.0	2		10/29/08 17:37	637-92-3	
Methyl-tert-butyl ether	ND	ug/L	10.0	2		10/29/08 17:37	1634-04-4	
Naphthalene	**282**	ug/L	10.0	2		10/29/08 17:37	91-20-3	
Toluene	**110**	ug/L	10.0	2		10/29/08 17:37	108-88-3	
Xylene (Total)	**835**	ug/L	100	10		10/31/08 12:50	1330-20-7	
m&p-Xylene	**480**	ug/L	20.0	2		10/29/08 17:37	1330-20-7	
o-Xylene	**355**	ug/L	50.0	10		10/31/08 12:50	95-47-6	
Dibromofluoromethane (S)	98	%	85-115	2		10/29/08 17:37	1868-53-7	
Toluene-d8 (S)	103	%	70-120	2		10/29/08 17:37	2037-26-5	
4-Bromofluorobenzene (S)	100	%	87-109	2		10/29/08 17:37	460-00-4	
1,2-Dichloroethane-d4 (S)	101	%	79-120	2		10/29/08 17:37	17060-07-0	

This report shall not be reproduced, except in full,
without the written consent of Pace Analytical Services, Inc..

ACCREDITED IN ACCORDANCE WITH nelac

Pace Analytical®
www.pacelabs.com

Pace Analytical Services, Inc.
2225 Riverside Dr.
Asheville, NC 28804
(828)254-7176

Pace Analytical Services, Inc.
9800 Kincey Ave. Suite 100
Huntersville, NC 28078
(704)875-9092

ANALYTICAL RESULTS

Project: CLOUD'S CHEVERON
Pace Project No.: 9230783

Sample: MW-43 **Lab ID: 9230783035** Collected: 10/20/08 09:55 Received: 10/24/08 15:40 Matrix: Water

Parameters	Results	Units	Report Limit	DF	Prepared	Analyzed	CAS No.	Qual
8011 GCS EDB and DBCP	Analytical Method: EPA 8011 Preparation Method: EPA 8011							
1,2-Dibromoethane (EDB)	ND	ug/L	0.019	1	10/29/08 10:33	11/01/08 02:37	106-93-4	
1-Chloro-2-bromopropane (S)	82	%	60-140	1	10/29/08 10:33	11/01/08 02:37	301-79-56	
8260 MSV Oxygenates	Analytical Method: EPA 8260							
tert-Amyl Alcohol	ND	ug/L	100	1		10/28/08 15:43	75-85-4	
tert-Amylmethyl ether	ND	ug/L	10.0	1		10/28/08 15:43	994-05-8	
Benzene	ND	ug/L	5.0	1		10/28/08 15:43	71-43-2	
3,3-Dimethyl-1-Butanol	ND	ug/L	100	1		10/28/08 15:43	624-95-3	
tert-Butyl Alcohol	ND	ug/L	100	1		10/28/08 15:43	75-65-0	
tert-Butyl Formate	ND	ug/L	50.0	1		10/28/08 15:43	762-75-4	
Diisopropyl ether	ND	ug/L	5.0	1		10/28/08 15:43	108-20-3	
Ethanol	ND	ug/L	200	1		10/28/08 15:43	64-17-5	
Ethylbenzene	ND	ug/L	5.0	1		10/28/08 15:43	100-41-4	
Ethyl-tert-butyl ether	ND	ug/L	10.0	1		10/28/08 15:43	637-92-3	
Methyl-tert-butyl ether	ND	ug/L	5.0	1		10/28/08 15:43	1634-04-4	
Naphthalene	ND	ug/L	5.0	1		10/28/08 15:43	91-20-3	
Toluene	ND	ug/L	5.0	1		10/28/08 15:43	108-88-3	
Xylene (Total)	**11.4**	ug/L	10.0	1		10/28/08 15:43	1330-20-7	
m&p-Xylene	ND	ug/L	10.0	1		10/28/08 15:43	1330-20-7	
o-Xylene	ND	ug/L	5.0	1		10/28/08 15:43	95-47-6	
Dibromofluoromethane (S)	89	%	85-115	1		10/28/08 15:43	1868-53-7	
Toluene-d8 (S)	103	%	70-120	1		10/28/08 15:43	2037-26-5	
4-Bromofluorobenzene (S)	97	%	87-109	1		10/28/08 15:43	460-00-4	
1,2-Dichloroethane-d4 (S)	94	%	79-120	1		10/28/08 15:43	17060-07-0	

This report shall not be reproduced, except in full,
without the written consent of Pace Analytical Services, Inc..

ACCREDITED IN ACCORDANCE WITH nelac

Pace Analytical®
www.pacelabs.com

Pace Analytical Services, Inc.
2225 Riverside Dr.
Asheville, NC 28804
(828)254-7176

Pace Analytical Services, Inc.
9800 Kincey Ave. Suite 100
Huntersville, NC 28078
(704)875-9092

ANALYTICAL RESULTS

Project: CLOUD'S CHEVERON
Pace Project No.: 9230783

Sample: MW-44 **Lab ID: 9230783036** Collected: 10/22/08 10:02 Received: 10/24/08 15:40 Matrix: Water

Parameters	Results	Units	Report Limit	DF	Prepared	Analyzed	CAS No.	Qual
8011 GCS EDB and DBCP	Analytical Method: EPA 8011 Preparation Method: EPA 8011							
1,2-Dibromoethane (EDB)	ND	ug/L	0.019	1	11/03/08 14:27	11/04/08 01:42	106-93-4	
1-Chloro-2-bromopropane (S)	80	%	60-140	1	11/03/08 14:27	11/04/08 01:42	301-79-56	
8260 MSV Oxygenates	Analytical Method: EPA 8260							
tert-Amyl Alcohol	ND	ug/L	100	1		10/29/08 14:39	75-85-4	
tert-Amylmethyl ether	ND	ug/L	10.0	1		10/29/08 14:39	994-05-8	
Benzene	ND	ug/L	5.0	1		10/29/08 14:39	71-43-2	
3,3-Dimethyl-1-Butanol	ND	ug/L	100	1		10/29/08 14:39	624-95-3	
tert-Butyl Alcohol	ND	ug/L	100	1		10/29/08 14:39	75-65-0	
tert-Butyl Formate	ND	ug/L	50.0	1		10/29/08 14:39	762-75-4	
Diisopropyl ether	ND	ug/L	5.0	1		10/29/08 14:39	108-20-3	
Ethanol	ND	ug/L	200	1		10/29/08 14:39	64-17-5	
Ethylbenzene	ND	ug/L	5.0	1		10/29/08 14:39	100-41-4	
Ethyl-tert-butyl ether	ND	ug/L	10.0	1		10/29/08 14:39	637-92-3	
Methyl-tert-butyl ether	ND	ug/L	5.0	1		10/29/08 14:39	1634-04-4	
Naphthalene	**7.8**	ug/L	5.0	1		10/29/08 14:39	91-20-3	
Toluene	ND	ug/L	5.0	1		10/29/08 14:39	108-88-3	
Xylene (Total)	**15.7**	ug/L	10.0	1		10/29/08 14:39	1330-20-7	
m&p-Xylene	**10.7**	ug/L	10.0	1		10/29/08 14:39	1330-20-7	
o-Xylene	**5.0**	ug/L	5.0	1		10/29/08 14:39	95-47-6	
Dibromofluoromethane (S)	98	%	85-115	1		10/29/08 14:39	1868-53-7	
Toluene-d8 (S)	99	%	70-120	1		10/29/08 14:39	2037-26-5	
4-Bromofluorobenzene (S)	99	%	87-109	1		10/29/08 14:39	460-00-4	
1,2-Dichloroethane-d4 (S)	106	%	79-120	1		10/29/08 14:39	17060-07-0	

This report shall not be reproduced, except in full,
without the written consent of Pace Analytical Services, Inc..

ACCREDITED IN ACCORDANCE WITH nelac

Pace Analytical®
www.pacelabs.com

Pace Analytical Services, Inc.
2225 Riverside Dr.
Asheville, NC 28804
(828)254-7176

Pace Analytical Services, Inc.
9800 Kincey Ave. Suite 100
Huntersville, NC 28078
(704)875-9092

ANALYTICAL RESULTS

Project: CLOUD'S CHEVERON
Pace Project No.: 9230783

Sample: MW-45 **Lab ID: 9230783037** Collected: 10/22/08 09:23 Received: 10/24/08 15:40 Matrix: Water

Parameters	Results	Units	Report Limit	DF	Prepared	Analyzed	CAS No.	Qual
8011 GCS EDB and DBCP	Analytical Method: EPA 8011 Preparation Method: EPA 8011							
1,2-Dibromoethane (EDB)	ND	ug/L	0.021	1	11/03/08 14:27	11/04/08 01:54	106-93-4	
1-Chloro-2-bromopropane (S)	119	%	60-140	1	11/03/08 14:27	11/04/08 01:54	301-79-56	
8260 MSV Oxygenates	Analytical Method: EPA 8260							
tert-Amyl Alcohol	ND	ug/L	100	1		10/29/08 14:56	75-85-4	
tert-Amylmethyl ether	ND	ug/L	10.0	1		10/29/08 14:56	994-05-8	
Benzene	ND	ug/L	5.0	1		10/29/08 14:56	71-43-2	
3,3-Dimethyl-1-Butanol	ND	ug/L	100	1		10/29/08 14:56	624-95-3	
tert-Butyl Alcohol	ND	ug/L	100	1		10/29/08 14:56	75-65-0	
tert-Butyl Formate	ND	ug/L	50.0	1		10/29/08 14:56	762-75-4	
Diisopropyl ether	ND	ug/L	5.0	1		10/29/08 14:56	108-20-3	
Ethanol	ND	ug/L	200	1		10/29/08 14:56	64-17-5	
Ethylbenzene	ND	ug/L	5.0	1		10/29/08 14:56	100-41-4	
Ethyl-tert-butyl ether	ND	ug/L	10.0	1		10/29/08 14:56	637-92-3	
Methyl-tert-butyl ether	ND	ug/L	5.0	1		10/29/08 14:56	1634-04-4	
Naphthalene	**15.8**	ug/L	5.0	1		10/29/08 14:56	91-20-3	
Toluene	ND	ug/L	5.0	1		10/29/08 14:56	108-88-3	
Xylene (Total)	**16.3**	ug/L	10.0	1		10/29/08 14:56	1330-20-7	
m&p-Xylene	**10.9**	ug/L	10.0	1		10/29/08 14:56	1330-20-7	
o-Xylene	**5.4**	ug/L	5.0	1		10/29/08 14:56	95-47-6	
Dibromofluoromethane (S)	99	%	85-115	1		10/29/08 14:56	1868-53-7	
Toluene-d8 (S)	101	%	70-120	1		10/29/08 14:56	2037-26-5	
4-Bromofluorobenzene (S)	94	%	87-109	1		10/29/08 14:56	460-00-4	
1,2-Dichloroethane-d4 (S)	107	%	79-120	1		10/29/08 14:56	17060-07-0	

This report shall not be reproduced, except in full,
without the written consent of Pace Analytical Services, Inc..

ACCREDITED IN ACCORDANCE WITH nelac

Pace Analytical®
www.pacelabs.com

Pace Analytical Services, Inc.
2225 Riverside Dr.
Asheville, NC 28804
(828)254-7176

Pace Analytical Services, Inc.
9800 Kincey Ave. Suite 100
Huntersville, NC 28078
(704)875-9092

ANALYTICAL RESULTS

Project: CLOUD'S CHEVERON
Pace Project No.: 9230783

Sample: MW-46 **Lab ID: 9230783038** Collected: 10/22/08 09:46 Received: 10/24/08 15:40 Matrix: Water

Parameters	Results	Units	Report Limit	DF	Prepared	Analyzed	CAS No.	Qual
8011 GCS EDB and DBCP	Analytical Method: EPA 8011 Preparation Method: EPA 8011							
1,2-Dibromoethane (EDB)	ND	ug/L	0.019	1	11/03/08 14:27	11/04/08 02:06	106-93-4	
1-Chloro-2-bromopropane (S)	98	%	60-140	1	11/03/08 14:27	11/04/08 02:06	301-79-56	
8260 MSV Oxygenates	Analytical Method: EPA 8260							
tert-Amyl Alcohol	ND	ug/L	100	1		10/30/08 11:36	75-85-4	
tert-Amylmethyl ether	ND	ug/L	10.0	1		10/30/08 11:36	994-05-8	
Benzene	ND	ug/L	5.0	1		10/30/08 11:36	71-43-2	
3,3-Dimethyl-1-Butanol	ND	ug/L	100	1		10/30/08 11:36	624-95-3	
tert-Butyl Alcohol	ND	ug/L	100	1		10/30/08 11:36	75-65-0	
tert-Butyl Formate	ND	ug/L	50.0	1		10/30/08 11:36	762-75-4	
Diisopropyl ether	ND	ug/L	5.0	1		10/30/08 11:36	108-20-3	
Ethanol	ND	ug/L	200	1		10/30/08 11:36	64-17-5	
Ethylbenzene	ND	ug/L	5.0	1		10/30/08 11:36	100-41-4	
Ethyl-tert-butyl ether	ND	ug/L	10.0	1		10/30/08 11:36	637-92-3	
Methyl-tert-butyl ether	ND	ug/L	5.0	1		10/30/08 11:36	1634-04-4	
Naphthalene	**7.5**	ug/L	5.0	1		10/30/08 11:36	91-20-3	
Toluene	ND	ug/L	5.0	1		10/30/08 11:36	108-88-3	
Xylene (Total)	**13.8**	ug/L	10.0	1		10/30/08 11:36	1330-20-7	
m&p-Xylene	ND	ug/L	10.0	1		10/30/08 11:36	1330-20-7	
o-Xylene	ND	ug/L	5.0	1		10/30/08 11:36	95-47-6	
Dibromofluoromethane (S)	98	%	85-115	1		10/30/08 11:36	1868-53-7	
Toluene-d8 (S)	102	%	70-120	1		10/30/08 11:36	2037-26-5	
4-Bromofluorobenzene (S)	94	%	87-109	1		10/30/08 11:36	460-00-4	
1,2-Dichloroethane-d4 (S)	99	%	79-120	1		10/30/08 11:36	17060-07-0	

This report shall not be reproduced, except in full,
without the written consent of Pace Analytical Services, Inc..

ACCREDITED IN ACCORDANCE WITH nelac

Pace Analytical®
www.pacelabs.com

Pace Analytical Services, Inc.
2225 Riverside Dr.
Asheville, NC 28804
(828)254-7176

Pace Analytical Services, Inc.
9800 Kincey Ave. Suite 100
Huntersville, NC 28078
(704)875-9092

ANALYTICAL RESULTS

Project: CLOUD'S CHEVERON
Pace Project No.: 9230783

Sample: MW-47 **Lab ID: 9230783039** Collected: 10/22/08 08:30 Received: 10/24/08 15:40 Matrix: Water

Parameters	Results	Units	Report Limit	DF	Prepared	Analyzed	CAS No.	Qual
8011 GCS EDB and DBCP	Analytical Method: EPA 8011 Preparation Method: EPA 8011							
1,2-Dibromoethane (EDB)	ND	ug/L	0.019	1	11/03/08 14:27	11/04/08 02:18	106-93-4	
1-Chloro-2-bromopropane (S)	89	%	60-140	1	11/03/08 14:27	11/04/08 02:18	301-79-56	
8260 MSV Oxygenates	Analytical Method: EPA 8260							
tert-Amyl Alcohol	ND	ug/L	100	1		10/29/08 07:05	75-85-4	
tert-Amylmethyl ether	ND	ug/L	10.0	1		10/29/08 07:05	994-05-8	
Benzene	ND	ug/L	5.0	1		10/29/08 07:05	71-43-2	
3,3-Dimethyl-1-Butanol	ND	ug/L	100	1		10/29/08 07:05	624-95-3	
tert-Butyl Alcohol	ND	ug/L	100	1		10/29/08 07:05	75-65-0	
tert-Butyl Formate	ND	ug/L	50.0	1		10/29/08 07:05	762-75-4	
Diisopropyl ether	ND	ug/L	5.0	1		10/29/08 07:05	108-20-3	
Ethanol	ND	ug/L	200	1		10/29/08 07:05	64-17-5	
Ethylbenzene	**8.2**	ug/L	5.0	1		10/29/08 07:05	100-41-4	
Ethyl-tert-butyl ether	ND	ug/L	10.0	1		10/29/08 07:05	637-92-3	
Methyl-tert-butyl ether	ND	ug/L	5.0	1		10/29/08 07:05	1634-04-4	
Naphthalene	**36.5**	ug/L	5.0	1		10/29/08 07:05	91-20-3	
Toluene	**23.8**	ug/L	5.0	1		10/29/08 07:05	108-88-3	
Xylene (Total)	**95.6**	ug/L	10.0	1		10/29/08 07:05	1330-20-7	
m&p-Xylene	**64.8**	ug/L	10.0	1		10/29/08 07:05	1330-20-7	
o-Xylene	**30.8**	ug/L	5.0	1		10/29/08 07:05	95-47-6	
Dibromofluoromethane (S)	89	%	85-115	1		10/29/08 07:05	1868-53-7	
Toluene-d8 (S)	103	%	70-120	1		10/29/08 07:05	2037-26-5	
4-Bromofluorobenzene (S)	98	%	87-109	1		10/29/08 07:05	460-00-4	
1,2-Dichloroethane-d4 (S)	95	%	79-120	1		10/29/08 07:05	17060-07-0	

This report shall not be reproduced, except in full,
without the written consent of Pace Analytical Services, Inc..

ACCREDITED IN ACCORDANCE WITH nelac

Pace Analytical®
www.pacelabs.com

Pace Analytical Services, Inc.
2225 Riverside Dr.
Asheville, NC 28804
(828)254-7176

Pace Analytical Services, Inc.
9800 Kincey Ave. Suite 100
Huntersville, NC 28078
(704)875-9092

ANALYTICAL RESULTS

Project: CLOUD'S CHEVERON
Pace Project No.: 9230783

Sample: MW-48 **Lab ID: 9230783040** Collected: 10/22/08 08:50 Received: 10/24/08 15:40 Matrix: Water

Parameters	Results	Units	Report Limit	DF	Prepared	Analyzed	CAS No.	Qual
8011 GCS EDB and DBCP	Analytical Method: EPA 8011 Preparation Method: EPA 8011							
1,2-Dibromoethane (EDB)	ND	ug/L	0.019	1	11/03/08 14:27	11/04/08 02:30	106-93-4	
1-Chloro-2-bromopropane (S)	94	%	60-140	1	11/03/08 14:27	11/04/08 02:30	301-79-56	
8260 MSV Oxygenates	Analytical Method: EPA 8260							
tert-Amyl Alcohol	ND	ug/L	100	1		10/29/08 07:28	75-85-4	
tert-Amylmethyl ether	ND	ug/L	10.0	1		10/29/08 07:28	994-05-8	
Benzene	ND	ug/L	5.0	1		10/29/08 07:28	71-43-2	
3,3-Dimethyl-1-Butanol	ND	ug/L	100	1		10/29/08 07:28	624-95-3	
tert-Butyl Alcohol	ND	ug/L	100	1		10/29/08 07:28	75-65-0	
tert-Butyl Formate	ND	ug/L	50.0	1		10/29/08 07:28	762-75-4	
Diisopropyl ether	ND	ug/L	5.0	1		10/29/08 07:28	108-20-3	
Ethanol	ND	ug/L	200	1		10/29/08 07:28	64-17-5	
Ethylbenzene	**5.1**	ug/L	5.0	1		10/29/08 07:28	100-41-4	
Ethyl-tert-butyl ether	ND	ug/L	10.0	1		10/29/08 07:28	637-92-3	
Methyl-tert-butyl ether	ND	ug/L	5.0	1		10/29/08 07:28	1634-04-4	
Naphthalene	**29.0**	ug/L	5.0	1		10/29/08 07:28	91-20-3	
Toluene	**13.5**	ug/L	5.0	1		10/29/08 07:28	108-88-3	
Xylene (Total)	**60.1**	ug/L	10.0	1		10/29/08 07:28	1330-20-7	
m&p-Xylene	**41.2**	ug/L	10.0	1		10/29/08 07:28	1330-20-7	
o-Xylene	**18.9**	ug/L	5.0	1		10/29/08 07:28	95-47-6	
Dibromofluoromethane (S)	89	%	85-115	1		10/29/08 07:28	1868-53-7	
Toluene-d8 (S)	102	%	70-120	1		10/29/08 07:28	2037-26-5	
4-Bromofluorobenzene (S)	98	%	87-109	1		10/29/08 07:28	460-00-4	
1,2-Dichloroethane-d4 (S)	95	%	79-120	1		10/29/08 07:28	17060-07-0	

This report shall not be reproduced, except in full,
without the written consent of Pace Analytical Services, Inc..

ACCREDITED IN ACCORDANCE WITH nelac

Pace Analytical®
www.pacelabs.com

Pace Analytical Services, Inc.
2225 Riverside Dr.
Asheville, NC 28804
(828)254-7176

Pace Analytical Services, Inc.
9800 Kincey Ave. Suite 100
Huntersville, NC 28078
(704)875-9092

ANALYTICAL RESULTS

Project: CLOUD'S CHEVERON
Pace Project No.: 9230783

Sample: MW-49 **Lab ID: 9230783041** Collected: 10/22/08 09:03 Received: 10/24/08 15:40 Matrix: Water

Parameters	Results	Units	Report Limit	DF	Prepared	Analyzed	CAS No.	Qual
8011 GCS EDB and DBCP	Analytical Method: EPA 8011 Preparation Method: EPA 8011							
1,2-Dibromoethane (EDB)	ND	ug/L	0.019	1	11/03/08 14:44	11/04/08 03:42	106-93-4	
1-Chloro-2-bromopropane (S)	101	%	60-140	1	11/03/08 14:44	11/04/08 03:42	301-79-56	
8260 MSV Oxygenates	Analytical Method: EPA 8260							
tert-Amyl Alcohol	ND	ug/L	100	1		10/29/08 07:52	75-85-4	
tert-Amylmethyl ether	ND	ug/L	10.0	1		10/29/08 07:52	994-05-8	
Benzene	ND	ug/L	5.0	1		10/29/08 07:52	71-43-2	
3,3-Dimethyl-1-Butanol	ND	ug/L	100	1		10/29/08 07:52	624-95-3	
tert-Butyl Alcohol	ND	ug/L	100	1		10/29/08 07:52	75-65-0	
tert-Butyl Formate	ND	ug/L	50.0	1		10/29/08 07:52	762-75-4	
Diisopropyl ether	ND	ug/L	5.0	1		10/29/08 07:52	108-20-3	
Ethanol	ND	ug/L	200	1		10/29/08 07:52	64-17-5	
Ethylbenzene	ND	ug/L	5.0	1		10/29/08 07:52	100-41-4	
Ethyl-tert-butyl ether	ND	ug/L	10.0	1		10/29/08 07:52	637-92-3	
Methyl-tert-butyl ether	ND	ug/L	5.0	1		10/29/08 07:52	1634-04-4	
Naphthalene	**13.6**	ug/L	5.0	1		10/29/08 07:52	91-20-3	
Toluene	**5.6**	ug/L	5.0	1		10/29/08 07:52	108-88-3	
Xylene (Total)	**23.9**	ug/L	10.0	1		10/29/08 07:52	1330-20-7	
m&p-Xylene	**16.3**	ug/L	10.0	1		10/29/08 07:52	1330-20-7	
o-Xylene	**7.7**	ug/L	5.0	1		10/29/08 07:52	95-47-6	
Dibromofluoromethane (S)	88	%	85-115	1		10/29/08 07:52	1868-53-7	
Toluene-d8 (S)	103	%	70-120	1		10/29/08 07:52	2037-26-5	
4-Bromofluorobenzene (S)	97	%	87-109	1		10/29/08 07:52	460-00-4	
1,2-Dichloroethane-d4 (S)	94	%	79-120	1		10/29/08 07:52	17060-07-0	

This report shall not be reproduced, except in full,
without the written consent of Pace Analytical Services, Inc..

ACCREDITED IN ACCORDANCE WITH nelac

Pace Analytical®
www.pacelabs.com

Pace Analytical Services, Inc.
2225 Riverside Dr.
Asheville, NC 28804
(828)254-7176

Pace Analytical Services, Inc.
9800 Kincey Ave. Suite 100
Huntersville, NC 28078
(704)875-9092

ANALYTICAL RESULTS

Project: CLOUD'S CHEVERON
Pace Project No.: 9230783

Sample: MW-50 **Lab ID: 9230783042** Collected: 10/22/08 09:15 Received: 10/24/08 15:40 Matrix: Water

Parameters	Results	Units	Report Limit	DF	Prepared	Analyzed	CAS No.	Qual
8011 GCS EDB and DBCP	Analytical Method: EPA 8011 Preparation Method: EPA 8011							
1,2-Dibromoethane (EDB)	ND	ug/L	0.019	1	11/03/08 14:44	11/04/08 04:18	106-93-4	
1-Chloro-2-bromopropane (S)	88	%	60-140	1	11/03/08 14:44	11/04/08 04:18	301-79-56	
8260 MSV Oxygenates	Analytical Method: EPA 8260							
tert-Amyl Alcohol	ND	ug/L	100	1		10/29/08 08:16	75-85-4	
tert-Amylmethyl ether	ND	ug/L	10.0	1		10/29/08 08:16	994-05-8	
Benzene	ND	ug/L	5.0	1		10/29/08 08:16	71-43-2	
3,3-Dimethyl-1-Butanol	**155**	ug/L	100	1		10/29/08 08:16	624-95-3	
tert-Butyl Alcohol	ND	ug/L	100	1		10/29/08 08:16	75-65-0	
tert-Butyl Formate	ND	ug/L	50.0	1		10/29/08 08:16	762-75-4	
Diisopropyl ether	ND	ug/L	5.0	1		10/29/08 08:16	108-20-3	
Ethanol	ND	ug/L	200	1		10/29/08 08:16	64-17-5	
Ethylbenzene	**17.5**	ug/L	5.0	1		10/29/08 08:16	100-41-4	
Ethyl-tert-butyl ether	ND	ug/L	10.0	1		10/29/08 08:16	637-92-3	
Methyl-tert-butyl ether	ND	ug/L	5.0	1		10/29/08 08:16	1634-04-4	
Naphthalene	**262**	ug/L	50.0	10		10/30/08 15:06	91-20-3	
Toluene	**21.7**	ug/L	5.0	1		10/29/08 08:16	108-88-3	
Xylene (Total)	**171**	ug/L	10.0	1		10/29/08 08:16	1330-20-7	
m&p-Xylene	**116**	ug/L	10.0	1		10/29/08 08:16	1330-20-7	
o-Xylene	**55.0**	ug/L	5.0	1		10/29/08 08:16	95-47-6	
Dibromofluoromethane (S)	89	%	85-115	1		10/29/08 08:16	1868-53-7	
Toluene-d8 (S)	102	%	70-120	1		10/29/08 08:16	2037-26-5	
4-Bromofluorobenzene (S)	98	%	87-109	1		10/29/08 08:16	460-00-4	
1,2-Dichloroethane-d4 (S)	94	%	79-120	1		10/29/08 08:16	17060-07-0	

This report shall not be reproduced, except in full,
without the written consent of Pace Analytical Services, Inc..

ACCREDITED IN ACCORDANCE WITH NELAC

Pace Analytical®
www.pacelabs.com

Pace Analytical Services, Inc.
2225 Riverside Dr.
Asheville, NC 28804
(828)254-7176

Pace Analytical Services, Inc.
9800 Kincey Ave. Suite 100
Huntersville, NC 28078
(704)875-9092

ANALYTICAL RESULTS

Project: CLOUD'S CHEVERON
Pace Project No.: 9230783

Sample: MW-51 **Lab ID: 9230783043** Collected: 10/21/08 12:20 Received: 10/24/08 15:40 Matrix: Water

Parameters	Results	Units	Report Limit	DF	Prepared	Analyzed	CAS No.	Qual
8011 GCS EDB and DBCP	Analytical Method: EPA 8011 Preparation Method: EPA 8011							
1,2-Dibromoethane (EDB)	ND	ug/L	0.019	1	11/03/08 14:45	11/04/08 04:42	106-93-4	
1-Chloro-2-bromopropane (S)	88	%	60-140	1	11/03/08 14:45	11/04/08 04:42	301-79-56	
8260 MSV Oxygenates	Analytical Method: EPA 8260							
tert-Amyl Alcohol	ND	ug/L	100	1		10/29/08 03:32	75-85-4	
tert-Amylmethyl ether	ND	ug/L	10.0	1		10/29/08 03:32	994-05-8	
Benzene	ND	ug/L	5.0	1		10/29/08 03:32	71-43-2	
3,3-Dimethyl-1-Butanol	ND	ug/L	100	1		10/29/08 03:32	624-95-3	
tert-Butyl Alcohol	ND	ug/L	100	1		10/29/08 03:32	75-65-0	
tert-Butyl Formate	ND	ug/L	50.0	1		10/29/08 03:32	762-75-4	
Diisopropyl ether	ND	ug/L	5.0	1		10/29/08 03:32	108-20-3	
Ethanol	ND	ug/L	200	1		10/29/08 03:32	64-17-5	
Ethylbenzene	ND	ug/L	5.0	1		10/29/08 03:32	100-41-4	
Ethyl-tert-butyl ether	ND	ug/L	10.0	1		10/29/08 03:32	637-92-3	
Methyl-tert-butyl ether	ND	ug/L	5.0	1		10/29/08 03:32	1634-04-4	
Naphthalene	ND	ug/L	5.0	1		10/29/08 03:32	91-20-3	
Toluene	ND	ug/L	5.0	1		10/29/08 03:32	108-88-3	
Xylene (Total)	ND	ug/L	10.0	1		10/29/08 03:32	1330-20-7	
m&p-Xylene	ND	ug/L	10.0	1		10/29/08 03:32	1330-20-7	
o-Xylene	ND	ug/L	5.0	1		10/29/08 03:32	95-47-6	
Dibromofluoromethane (S)	89	%	85-115	1		10/29/08 03:32	1868-53-7	
Toluene-d8 (S)	103	%	70-120	1		10/29/08 03:32	2037-26-5	
4-Bromofluorobenzene (S)	97	%	87-109	1		10/29/08 03:32	460-00-4	
1,2-Dichloroethane-d4 (S)	96	%	79-120	1		10/29/08 03:32	17060-07-0	

This report shall not be reproduced, except in full,
without the written consent of Pace Analytical Services, Inc..

ACCREDITED IN ACCORDANCE WITH nelac

Pace Analytical®
www.pacelabs.com

Pace Analytical Services, Inc.
2225 Riverside Dr.
Asheville, NC 28804
(828)254-7176

Pace Analytical Services, Inc.
9800 Kincey Ave. Suite 100
Huntersville, NC 28078
(704)875-9092

ANALYTICAL RESULTS

Project: CLOUD'S CHEVERON
Pace Project No.: 9230783

Sample: MW-53 **Lab ID: 9230783044** Collected: 10/21/08 14:33 Received: 10/24/08 15:40 Matrix: Water

Parameters	Results	Units	Report Limit	DF	Prepared	Analyzed	CAS No.	Qual
8011 GCS EDB and DBCP	Analytical Method: EPA 8011 Preparation Method: EPA 8011							
1,2-Dibromoethane (EDB)	ND	ug/L	0.019	1	11/03/08 14:45	11/04/08 04:54	106-93-4	
1-Chloro-2-bromopropane (S)	80	%	60-140	1	11/03/08 14:45	11/04/08 04:54	301-79-56	
8260 MSV Oxygenates	Analytical Method: EPA 8260							
tert-Amyl Alcohol	ND	ug/L	100	1		10/29/08 03:56	75-85-4	
tert-Amylmethyl ether	ND	ug/L	10.0	1		10/29/08 03:56	994-05-8	
Benzene	ND	ug/L	5.0	1		10/29/08 03:56	71-43-2	
3,3-Dimethyl-1-Butanol	ND	ug/L	100	1		10/29/08 03:56	624-95-3	
tert-Butyl Alcohol	ND	ug/L	100	1		10/29/08 03:56	75-65-0	
tert-Butyl Formate	ND	ug/L	50.0	1		10/29/08 03:56	762-75-4	
Diisopropyl ether	ND	ug/L	5.0	1		10/29/08 03:56	108-20-3	
Ethanol	ND	ug/L	200	1		10/29/08 03:56	64-17-5	
Ethylbenzene	ND	ug/L	5.0	1		10/29/08 03:56	100-41-4	
Ethyl-tert-butyl ether	ND	ug/L	10.0	1		10/29/08 03:56	637-92-3	
Methyl-tert-butyl ether	ND	ug/L	5.0	1		10/29/08 03:56	1634-04-4	
Naphthalene	ND	ug/L	5.0	1		10/29/08 03:56	91-20-3	
Toluene	ND	ug/L	5.0	1		10/29/08 03:56	108-88-3	
Xylene (Total)	ND	ug/L	10.0	1		10/29/08 03:56	1330-20-7	
m&p-Xylene	ND	ug/L	10.0	1		10/29/08 03:56	1330-20-7	
o-Xylene	ND	ug/L	5.0	1		10/29/08 03:56	95-47-6	
Dibromofluoromethane (S)	89	%	85-115	1		10/29/08 03:56	1868-53-7	
Toluene-d8 (S)	102	%	70-120	1		10/29/08 03:56	2037-26-5	
4-Bromofluorobenzene (S)	96	%	87-109	1		10/29/08 03:56	460-00-4	
1,2-Dichloroethane-d4 (S)	92	%	79-120	1		10/29/08 03:56	17060-07-0	

This report shall not be reproduced, except in full,
without the written consent of Pace Analytical Services, Inc..

ACCREDITED IN ACCORDANCE WITH nelac

Pace Analytical®
www.pacelabs.com

Pace Analytical Services, Inc.
2225 Riverside Dr.
Asheville, NC 28804
(828)254-7176

Pace Analytical Services, Inc.
9800 Kincey Ave. Suite 100
Huntersville, NC 28078
(704)875-9092

ANALYTICAL RESULTS

Project: CLOUD'S CHEVERON
Pace Project No.: 9230783

Sample: MW-54 **Lab ID: 9230783045** Collected: 10/21/08 14:42 Received: 10/24/08 15:40 Matrix: Water

Parameters	Results	Units	Report Limit	DF	Prepared	Analyzed	CAS No.	Qual
8011 GCS EDB and DBCP	Analytical Method: EPA 8011 Preparation Method: EPA 8011							
1,2-Dibromoethane (EDB)	ND	ug/L	0.020	1	11/03/08 14:45	11/04/08 05:06	106-93-4	
1-Chloro-2-bromopropane (S)	100	%	60-140	1	11/03/08 14:45	11/04/08 05:06	301-79-56	
8260 MSV Oxygenates	Analytical Method: EPA 8260							
tert-Amyl Alcohol	**615**	ug/L	100	1		10/29/08 04:19	75-85-4	
tert-Amylmethyl ether	ND	ug/L	10.0	1		10/29/08 04:19	994-05-8	
Benzene	**152**	ug/L	5.0	1		10/29/08 04:19	71-43-2	
3,3-Dimethyl-1-Butanol	ND	ug/L	100	1		10/29/08 04:19	624-95-3	
tert-Butyl Alcohol	ND	ug/L	100	1		10/29/08 04:19	75-65-0	
tert-Butyl Formate	ND	ug/L	50.0	1		10/29/08 04:19	762-75-4	
Diisopropyl ether	**33.9**	ug/L	5.0	1		10/29/08 04:19	108-20-3	
Ethanol	ND	ug/L	200	1		10/29/08 04:19	64-17-5	
Ethylbenzene	ND	ug/L	5.0	1		10/29/08 04:19	100-41-4	
Ethyl-tert-butyl ether	ND	ug/L	10.0	1		10/29/08 04:19	637-92-3	
Methyl-tert-butyl ether	**16.2**	ug/L	5.0	1		10/29/08 04:19	1634-04-4	
Naphthalene	**19.1**	ug/L	5.0	1		10/29/08 04:19	91-20-3	
Toluene	ND	ug/L	5.0	1		10/29/08 04:19	108-88-3	
Xylene (Total)	ND	ug/L	10.0	1		10/29/08 04:19	1330-20-7	
m&p-Xylene	ND	ug/L	10.0	1		10/29/08 04:19	1330-20-7	
o-Xylene	ND	ug/L	5.0	1		10/29/08 04:19	95-47-6	
Dibromofluoromethane (S)	87	%	85-115	1		10/29/08 04:19	1868-53-7	
Toluene-d8 (S)	102	%	70-120	1		10/29/08 04:19	2037-26-5	
4-Bromofluorobenzene (S)	97	%	87-109	1		10/29/08 04:19	460-00-4	
1,2-Dichloroethane-d4 (S)	94	%	79-120	1		10/29/08 04:19	17060-07-0	

This report shall not be reproduced, except in full,
without the written consent of Pace Analytical Services, Inc..

ACCREDITED IN ACCORDANCE WITH nelac

Pace Analytical®
www.pacelabs.com

Pace Analytical Services, Inc.
2225 Riverside Dr.
Asheville, NC 28804
(828)254-7176

Pace Analytical Services, Inc.
9800 Kincey Ave. Suite 100
Huntersville, NC 28078
(704)875-9092

ANALYTICAL RESULTS

Project: CLOUD'S CHEVERON
Pace Project No.: 9230783

Sample: MW-55 **Lab ID: 9230783046** Collected: 10/21/08 12:44 Received: 10/24/08 15:40 Matrix: Water

Parameters	Results	Units	Report Limit	DF	Prepared	Analyzed	CAS No.	Qual
8011 GCS EDB and DBCP	Analytical Method: EPA 8011 Preparation Method: EPA 8011							
1,2-Dibromoethane (EDB)	ND	ug/L	0.019	1	11/03/08 14:45	11/04/08 05:18	106-93-4	
1-Chloro-2-bromopropane (S)	90	%	60-140	1	11/03/08 14:45	11/04/08 05:18	301-79-56	
8260 MSV Oxygenates	Analytical Method: EPA 8260							
tert-Amyl Alcohol	**114**	ug/L	100	1		10/29/08 04:43	75-85-4	
tert-Amylmethyl ether	ND	ug/L	10.0	1		10/29/08 04:43	994-05-8	
Benzene	ND	ug/L	5.0	1		10/29/08 04:43	71-43-2	
3,3-Dimethyl-1-Butanol	ND	ug/L	100	1		10/29/08 04:43	624-95-3	
tert-Butyl Alcohol	ND	ug/L	100	1		10/29/08 04:43	75-65-0	
tert-Butyl Formate	ND	ug/L	50.0	1		10/29/08 04:43	762-75-4	
Diisopropyl ether	**11.4**	ug/L	5.0	1		10/29/08 04:43	108-20-3	
Ethanol	ND	ug/L	200	1		10/29/08 04:43	64-17-5	
Ethylbenzene	ND	ug/L	5.0	1		10/29/08 04:43	100-41-4	
Ethyl-tert-butyl ether	ND	ug/L	10.0	1		10/29/08 04:43	637-92-3	
Methyl-tert-butyl ether	**72.7**	ug/L	5.0	1		10/29/08 04:43	1634-04-4	
Naphthalene	**6.3**	ug/L	5.0	1		10/29/08 04:43	91-20-3	
Toluene	ND	ug/L	5.0	1		10/29/08 04:43	108-88-3	
Xylene (Total)	ND	ug/L	10.0	1		10/29/08 04:43	1330-20-7	
m&p-Xylene	ND	ug/L	10.0	1		10/29/08 04:43	1330-20-7	
o-Xylene	ND	ug/L	5.0	1		10/29/08 04:43	95-47-6	
Dibromofluoromethane (S)	88	%	85-115	1		10/29/08 04:43	1868-53-7	
Toluene-d8 (S)	103	%	70-120	1		10/29/08 04:43	2037-26-5	
4-Bromofluorobenzene (S)	97	%	87-109	1		10/29/08 04:43	460-00-4	
1,2-Dichloroethane-d4 (S)	95	%	79-120	1		10/29/08 04:43	17060-07-0	

This report shall not be reproduced, except in full,
without the written consent of Pace Analytical Services, Inc..

ACCREDITED IN ACCORDANCE WITH nelac

Pace Analytical®
www.pacelabs.com

Pace Analytical Services, Inc.
2225 Riverside Dr.
Asheville, NC 28804
(828)254-7176

Pace Analytical Services, Inc.
9800 Kincey Ave. Suite 100
Huntersville, NC 28078
(704)875-9092

ANALYTICAL RESULTS

Project: CLOUD'S CHEVERON
Pace Project No.: 9230783

Sample: MW-56 **Lab ID: 9230783047** Collected: 10/21/08 13:32 Received: 10/24/08 15:40 Matrix: Water

Parameters	Results	Units	Report Limit	DF	Prepared	Analyzed	CAS No.	Qual
8011 GCS EDB and DBCP	Analytical Method: EPA 8011 Preparation Method: EPA 8011							
1,2-Dibromoethane (EDB)	ND	ug/L	0.019	1	11/03/08 14:45	11/04/08 05:30	106-93-4	
1-Chloro-2-bromopropane (S)	79	%	60-140	1	11/03/08 14:45	11/04/08 05:30	301-79-56	
8260 MSV Oxygenates	Analytical Method: EPA 8260							
tert-Amyl Alcohol	ND	ug/L	100	1		10/29/08 05:07	75-85-4	
tert-Amylmethyl ether	ND	ug/L	10.0	1		10/29/08 05:07	994-05-8	
Benzene	ND	ug/L	5.0	1		10/29/08 05:07	71-43-2	
3,3-Dimethyl-1-Butanol	ND	ug/L	100	1		10/29/08 05:07	624-95-3	
tert-Butyl Alcohol	ND	ug/L	100	1		10/29/08 05:07	75-65-0	
tert-Butyl Formate	ND	ug/L	50.0	1		10/29/08 05:07	762-75-4	
Diisopropyl ether	ND	ug/L	5.0	1		10/29/08 05:07	108-20-3	
Ethanol	ND	ug/L	200	1		10/29/08 05:07	64-17-5	
Ethylbenzene	ND	ug/L	5.0	1		10/29/08 05:07	100-41-4	
Ethyl-tert-butyl ether	ND	ug/L	10.0	1		10/29/08 05:07	637-92-3	
Methyl-tert-butyl ether	ND	ug/L	5.0	1		10/29/08 05:07	1634-04-4	
Naphthalene	ND	ug/L	5.0	1		10/29/08 05:07	91-20-3	
Toluene	ND	ug/L	5.0	1		10/29/08 05:07	108-88-3	
Xylene (Total)	ND	ug/L	10.0	1		10/29/08 05:07	1330-20-7	
m&p-Xylene	ND	ug/L	10.0	1		10/29/08 05:07	1330-20-7	
o-Xylene	ND	ug/L	5.0	1		10/29/08 05:07	95-47-6	
Dibromofluoromethane (S)	88	%	85-115	1		10/29/08 05:07	1868-53-7	
Toluene-d8 (S)	102	%	70-120	1		10/29/08 05:07	2037-26-5	
4-Bromofluorobenzene (S)	96	%	87-109	1		10/29/08 05:07	460-00-4	
1,2-Dichloroethane-d4 (S)	94	%	79-120	1		10/29/08 05:07	17060-07-0	

This report shall not be reproduced, except in full,
without the written consent of Pace Analytical Services, Inc..

ACCREDITED IN ACCORDANCE WITH nelac

Pace Analytical®
www.pacelabs.com

Pace Analytical Services, Inc.
2225 Riverside Dr.
Asheville, NC 28804
(828)254-7176

Pace Analytical Services, Inc.
9800 Kincey Ave. Suite 100
Huntersville, NC 28078
(704)875-9092

ANALYTICAL RESULTS

Project: CLOUD'S CHEVERON
Pace Project No.: 9230783

Sample: MW-57 **Lab ID: 9230783048** Collected: 10/21/08 15:00 Received: 10/24/08 15:40 Matrix: Water

Parameters	Results	Units	Report Limit	DF	Prepared	Analyzed	CAS No.	Qual
8011 GCS EDB and DBCP	Analytical Method: EPA 8011 Preparation Method: EPA 8011							
1,2-Dibromoethane (EDB)	ND	ug/L	0.020	1	11/03/08 14:45	11/04/08 05:42	106-93-4	
1-Chloro-2-bromopropane (S)	96	%	60-140	1	11/03/08 14:45	11/04/08 05:42	301-79-56	
8260 MSV Oxygenates	Analytical Method: EPA 8260							
tert-Amyl Alcohol	**9120**	ug/L	5000	50		11/01/08 04:25	75-85-4	
tert-Amylmethyl ether	ND	ug/L	500	50		11/01/08 04:25	994-05-8	
Benzene	**9390**	ug/L	250	50		11/01/08 04:25	71-43-2	
3,3-Dimethyl-1-Butanol	ND	ug/L	5000	50		11/01/08 04:25	624-95-3	
tert-Butyl Alcohol	ND	ug/L	5000	50		11/01/08 04:25	75-65-0	
tert-Butyl Formate	ND	ug/L	2500	50		11/01/08 04:25	762-75-4	
Diisopropyl ether	**833**	ug/L	250	50		11/01/08 04:25	108-20-3	
Ethanol	ND	ug/L	10000	50		11/01/08 04:25	64-17-5	
Ethylbenzene	**1650**	ug/L	250	50		11/01/08 04:25	100-41-4	
Ethyl-tert-butyl ether	ND	ug/L	500	50		11/01/08 04:25	637-92-3	
Methyl-tert-butyl ether	**1210**	ug/L	250	50		11/01/08 04:25	1634-04-4	
Naphthalene	**681**	ug/L	250	50		11/01/08 04:25	91-20-3	
Toluene	**10500**	ug/L	1000	200		11/01/08 23:45	108-88-3	
Xylene (Total)	**6690**	ug/L	500	50		11/01/08 04:25	1330-20-7	
m&p-Xylene	**4520**	ug/L	500	50		11/01/08 04:25	1330-20-7	
o-Xylene	**2170**	ug/L	250	50		11/01/08 04:25	95-47-6	
Dibromofluoromethane (S)	102	%	85-115	50		11/01/08 04:25	1868-53-7	
Toluene-d8 (S)	101	%	70-120	50		11/01/08 04:25	2037-26-5	
4-Bromofluorobenzene (S)	100	%	87-109	50		11/01/08 04:25	460-00-4	
1,2-Dichloroethane-d4 (S)	101	%	79-120	50		11/01/08 04:25	17060-07-0	

This report shall not be reproduced, except in full,
without the written consent of Pace Analytical Services, Inc..

ACCREDITED IN ACCORDANCE WITH nelac

Pace Analytical®
www.pacelabs.com

Pace Analytical Services, Inc.
2225 Riverside Dr.
Asheville, NC 28804
(828)254-7176

Pace Analytical Services, Inc.
9800 Kincey Ave. Suite 100
Huntersville, NC 28078
(704)875-9092

ANALYTICAL RESULTS

Project: CLOUD'S CHEVERON
Pace Project No.: 9230783

Sample: MW-58 **Lab ID: 9230783049** Collected: 10/21/08 11:21 Received: 10/24/08 15:40 Matrix: Water

Parameters	Results	Units	Report Limit	DF	Prepared	Analyzed	CAS No.	Qual
8011 GCS EDB and DBCP	Analytical Method: EPA 8011 Preparation Method: EPA 8011							
1,2-Dibromoethane (EDB)	ND	ug/L	0.019	1	11/03/08 14:45	11/04/08 05:54	106-93-4	
1-Chloro-2-bromopropane (S)	86	%	60-140	1	11/03/08 14:45	11/04/08 05:54	301-79-56	
8260 MSV Oxygenates	Analytical Method: EPA 8260							
tert-Amyl Alcohol	**104000**	ug/L	5000	50		10/30/08 16:26	75-85-4	
tert-Amylmethyl ether	**49.2**	ug/L	10.0	1		10/29/08 05:30	994-05-8	
Benzene	**1890**	ug/L	250	50		10/30/08 16:26	71-43-2	
3,3-Dimethyl-1-Butanol	ND	ug/L	100	1		10/29/08 05:30	624-95-3	
tert-Butyl Alcohol	**245**	ug/L	100	1		10/29/08 05:30	75-65-0	
tert-Butyl Formate	ND	ug/L	50.0	1		10/29/08 05:30	762-75-4	
Diisopropyl ether	**400**	ug/L	250	50		10/30/08 16:26	108-20-3	
Ethanol	ND	ug/L	200	1		10/29/08 05:30	64-17-5	
Ethylbenzene	**161**	ug/L	5.0	1		10/29/08 05:30	100-41-4	
Ethyl-tert-butyl ether	ND	ug/L	10.0	1		10/29/08 05:30	637-92-3	
Methyl-tert-butyl ether	**452**	ug/L	250	50		10/30/08 16:26	1634-04-4	
Naphthalene	**776**	ug/L	250	50		10/30/08 16:26	91-20-3	
Toluene	**28.3**	ug/L	5.0	1		10/29/08 05:30	108-88-3	
Xylene (Total)	**64.9**	ug/L	10.0	1		10/29/08 05:30	1330-20-7	
m&p-Xylene	**60.9**	ug/L	10.0	1		10/29/08 05:30	1330-20-7	
o-Xylene	ND	ug/L	5.0	1		10/29/08 05:30	95-47-6	
Dibromofluoromethane (S)	83	%	85-115	1		10/29/08 05:30	1868-53-7	S2
Toluene-d8 (S)	101	%	70-120	1		10/29/08 05:30	2037-26-5	
4-Bromofluorobenzene (S)	98	%	87-109	1		10/29/08 05:30	460-00-4	
1,2-Dichloroethane-d4 (S)	91	%	79-120	1		10/29/08 05:30	17060-07-0	

This report shall not be reproduced, except in full,
without the written consent of Pace Analytical Services, Inc..

ACCREDITED IN ACCORDANCE WITH nelac

Pace Analytical®
www.pacelabs.com

Pace Analytical Services, Inc.
2225 Riverside Dr.
Asheville, NC 28804
(828)254-7176

Pace Analytical Services, Inc.
9800 Kincey Ave. Suite 100
Huntersville, NC 28078
(704)875-9092

ANALYTICAL RESULTS

Project: CLOUD'S CHEVERON
Pace Project No.: 9230783

Sample: MW-59 **Lab ID: 9230783050** Collected: 10/21/08 15:00 Received: 10/24/08 15:40 Matrix: Water

Parameters	Results	Units	Report Limit	DF	Prepared	Analyzed	CAS No.	Qual
8011 GCS EDB and DBCP	Analytical Method: EPA 8011 Preparation Method: EPA 8011							
1,2-Dibromoethane (EDB)	ND	ug/L	0.020	1	11/03/08 14:45	11/04/08 06:06	106-93-4	
1-Chloro-2-bromopropane (S)	86	%	60-140	1	11/03/08 14:45	11/04/08 06:06	301-79-56	
8260 MSV Oxygenates	Analytical Method: EPA 8260							
tert-Amyl Alcohol	ND	ug/L	100	1		10/30/08 11:53	75-85-4	
tert-Amylmethyl ether	ND	ug/L	10.0	1		10/30/08 11:53	994-05-8	
Benzene	ND	ug/L	5.0	1		10/30/08 11:53	71-43-2	
3,3-Dimethyl-1-Butanol	ND	ug/L	100	1		10/30/08 11:53	624-95-3	
tert-Butyl Alcohol	ND	ug/L	100	1		10/30/08 11:53	75-65-0	
tert-Butyl Formate	ND	ug/L	50.0	1		10/30/08 11:53	762-75-4	
Diisopropyl ether	ND	ug/L	5.0	1		10/30/08 11:53	108-20-3	
Ethanol	**855**	ug/L	200	1		10/30/08 11:53	64-17-5	
Ethylbenzene	ND	ug/L	5.0	1		10/30/08 11:53	100-41-4	
Ethyl-tert-butyl ether	ND	ug/L	10.0	1		10/30/08 11:53	637-92-3	
Methyl-tert-butyl ether	ND	ug/L	5.0	1		10/30/08 11:53	1634-04-4	
Naphthalene	**5.6**	ug/L	5.0	1		10/30/08 11:53	91-20-3	
Toluene	**9.2**	ug/L	5.0	1		10/30/08 11:53	108-88-3	
Xylene (Total)	ND	ug/L	10.0	1		10/30/08 11:53	1330-20-7	
m&p-Xylene	ND	ug/L	10.0	1		10/30/08 11:53	1330-20-7	
o-Xylene	ND	ug/L	5.0	1		10/30/08 11:53	95-47-6	
Dibromofluoromethane (S)	101	%	85-115	1		10/30/08 11:53	1868-53-7	
Toluene-d8 (S)	102	%	70-120	1		10/30/08 11:53	2037-26-5	
4-Bromofluorobenzene (S)	98	%	87-109	1		10/30/08 11:53	460-00-4	
1,2-Dichloroethane-d4 (S)	102	%	79-120	1		10/30/08 11:53	17060-07-0	

This report shall not be reproduced, except in full,
without the written consent of Pace Analytical Services, Inc..

ACCREDITED IN ACCORDANCE WITH nelac

Pace Analytical®
www.pacelabs.com

Pace Analytical Services, Inc.
2225 Riverside Dr.
Asheville, NC 28804
(828)254-7176

Pace Analytical Services, Inc.
9800 Kincey Ave. Suite 100
Huntersville, NC 28078
(704)875-9092

ANALYTICAL RESULTS

Project: CLOUD'S CHEVERON
Pace Project No.: 9230783

Sample: MW-60 **Lab ID: 9230783051** Collected: 10/21/08 13:21 Received: 10/24/08 15:40 Matrix: Water

Parameters	Results	Units	Report Limit	DF	Prepared	Analyzed	CAS No.	Qual
8011 GCS EDB and DBCP	Analytical Method: EPA 8011 Preparation Method: EPA 8011							
1,2-Dibromoethane (EDB)	ND	ug/L	0.019	1	11/03/08 14:45	11/04/08 06:18	106-93-4	
1-Chloro-2-bromopropane (S)	95	%	60-140	1	11/03/08 14:45	11/04/08 06:18	301-79-56	
8260 MSV Oxygenates	Analytical Method: EPA 8260							
tert-Amyl Alcohol	ND	ug/L	100	1		10/30/08 12:10	75-85-4	
tert-Amylmethyl ether	ND	ug/L	10.0	1		10/30/08 12:10	994-05-8	
Benzene	ND	ug/L	5.0	1		10/30/08 12:10	71-43-2	
3,3-Dimethyl-1-Butanol	ND	ug/L	100	1		10/30/08 12:10	624-95-3	
tert-Butyl Alcohol	ND	ug/L	100	1		10/30/08 12:10	75-65-0	
tert-Butyl Formate	ND	ug/L	50.0	1		10/30/08 12:10	762-75-4	
Diisopropyl ether	ND	ug/L	5.0	1		10/30/08 12:10	108-20-3	
Ethanol	ND	ug/L	200	1		10/30/08 12:10	64-17-5	
Ethylbenzene	ND	ug/L	5.0	1		10/30/08 12:10	100-41-4	
Ethyl-tert-butyl ether	ND	ug/L	10.0	1		10/30/08 12:10	637-92-3	
Methyl-tert-butyl ether	ND	ug/L	5.0	1		10/30/08 12:10	1634-04-4	
Naphthalene	ND	ug/L	5.0	1		10/30/08 12:10	91-20-3	
Toluene	ND	ug/L	5.0	1		10/30/08 12:10	108-88-3	
Xylene (Total)	ND	ug/L	10.0	1		10/30/08 12:10	1330-20-7	
m&p-Xylene	ND	ug/L	10.0	1		10/30/08 12:10	1330-20-7	
o-Xylene	ND	ug/L	5.0	1		10/30/08 12:10	95-47-6	
Dibromofluoromethane (S)	101	%	85-115	1		10/30/08 12:10	1868-53-7	
Toluene-d8 (S)	101	%	70-120	1		10/30/08 12:10	2037-26-5	
4-Bromofluorobenzene (S)	97	%	87-109	1		10/30/08 12:10	460-00-4	
1,2-Dichloroethane-d4 (S)	110	%	79-120	1		10/30/08 12:10	17060-07-0	

This report shall not be reproduced, except in full,
without the written consent of Pace Analytical Services, Inc..

ACCREDITED IN ACCORDANCE WITH nelac

Pace Analytical®
www.pacelabs.com

Pace Analytical Services, Inc.
2225 Riverside Dr.
Asheville, NC 28804
(828)254-7176

Pace Analytical Services, Inc.
9800 Kincey Ave. Suite 100
Huntersville, NC 28078
(704)875-9092

ANALYTICAL RESULTS

Project: CLOUD'S CHEVERON
Pace Project No.: 9230783

Sample: MW-62 **Lab ID: 9230783052** Collected: 10/21/08 10:45 Received: 10/24/08 15:40 Matrix: Water

Parameters	Results	Units	Report Limit	DF	Prepared	Analyzed	CAS No.	Qual
8011 GCS EDB and DBCP	Analytical Method: EPA 8011 Preparation Method: EPA 8011							
1,2-Dibromoethane (EDB)	ND	ug/L	0.019	1	11/03/08 14:45	11/04/08 06:30	106-93-4	
1-Chloro-2-bromopropane (S)	89	%	60-140	1	11/03/08 14:45	11/04/08 06:30	301-79-56	
8260 MSV Oxygenates	Analytical Method: EPA 8260							
tert-Amyl Alcohol	**209**	ug/L	100	1		10/29/08 06:41	75-85-4	
tert-Amylmethyl ether	ND	ug/L	10.0	1		10/29/08 06:41	994-05-8	
Benzene	**13.9**	ug/L	5.0	1		10/29/08 06:41	71-43-2	
3,3-Dimethyl-1-Butanol	ND	ug/L	100	1		10/29/08 06:41	624-95-3	
tert-Butyl Alcohol	ND	ug/L	100	1		10/29/08 06:41	75-65-0	
tert-Butyl Formate	ND	ug/L	50.0	1		10/29/08 06:41	762-75-4	
Diisopropyl ether	ND	ug/L	5.0	1		10/29/08 06:41	108-20-3	
Ethanol	ND	ug/L	200	1		10/29/08 06:41	64-17-5	
Ethylbenzene	ND	ug/L	5.0	1		10/29/08 06:41	100-41-4	
Ethyl-tert-butyl ether	ND	ug/L	10.0	1		10/29/08 06:41	637-92-3	
Methyl-tert-butyl ether	ND	ug/L	5.0	1		10/29/08 06:41	1634-04-4	
Naphthalene	**13.1**	ug/L	5.0	1		10/29/08 06:41	91-20-3	
Toluene	ND	ug/L	5.0	1		10/29/08 06:41	108-88-3	
Xylene (Total)	ND	ug/L	10.0	1		10/29/08 06:41	1330-20-7	
m&p-Xylene	ND	ug/L	10.0	1		10/29/08 06:41	1330-20-7	
o-Xylene	**6.4**	ug/L	5.0	1		10/29/08 06:41	95-47-6	
Dibromofluoromethane (S)	89	%	85-115	1		10/29/08 06:41	1868-53-7	
Toluene-d8 (S)	103	%	70-120	1		10/29/08 06:41	2037-26-5	
4-Bromofluorobenzene (S)	97	%	87-109	1		10/29/08 06:41	460-00-4	
1,2-Dichloroethane-d4 (S)	93	%	79-120	1		10/29/08 06:41	17060-07-0	

This report shall not be reproduced, except in full,
without the written consent of Pace Analytical Services, Inc..

ACCREDITED IN ACCORDANCE WITH NELAC

Pace Analytical®
www.pacelabs.com

Pace Analytical Services, Inc.
2225 Riverside Dr.
Asheville, NC 28804
(828)254-7176

Pace Analytical Services, Inc.
9800 Kincey Ave. Suite 100
Huntersville, NC 28078
(704)875-9092

ANALYTICAL RESULTS

Project: CLOUD'S CHEVERON
Pace Project No.: 9230783

Sample: MW-63 **Lab ID: 9230783053** Collected: 10/21/08 10:47 Received: 10/24/08 15:40 Matrix: Water

Parameters	Results	Units	Report Limit	DF	Prepared	Analyzed	CAS No.	Qual
8011 GCS EDB and DBCP	Analytical Method: EPA 8011 Preparation Method: EPA 8011							
1,2-Dibromoethane (EDB)	ND	ug/L	0.019	1	11/03/08 14:45	11/04/08 06:42	106-93-4	
1-Chloro-2-bromopropane (S)	89	%	60-140	1	11/03/08 14:45	11/04/08 06:42	301-79-56	
8260 MSV Oxygenates	Analytical Method: EPA 8260							
tert-Amyl Alcohol	ND	ug/L	100	1		10/30/08 12:28	75-85-4	
tert-Amylmethyl ether	ND	ug/L	10.0	1		10/30/08 12:28	994-05-8	
Benzene	**5.5**	ug/L	5.0	1		10/30/08 12:28	71-43-2	
3,3-Dimethyl-1-Butanol	ND	ug/L	100	1		10/30/08 12:28	624-95-3	
tert-Butyl Alcohol	ND	ug/L	100	1		10/30/08 12:28	75-65-0	
tert-Butyl Formate	ND	ug/L	50.0	1		10/30/08 12:28	762-75-4	
Diisopropyl ether	ND	ug/L	5.0	1		10/30/08 12:28	108-20-3	
Ethanol	ND	ug/L	200	1		10/30/08 12:28	64-17-5	
Ethylbenzene	ND	ug/L	5.0	1		10/30/08 12:28	100-41-4	
Ethyl-tert-butyl ether	ND	ug/L	10.0	1		10/30/08 12:28	637-92-3	
Methyl-tert-butyl ether	ND	ug/L	5.0	1		10/30/08 12:28	1634-04-4	
Naphthalene	**8.0**	ug/L	5.0	1		10/30/08 12:28	91-20-3	
Toluene	ND	ug/L	5.0	1		10/30/08 12:28	108-88-3	
Xylene (Total)	ND	ug/L	10.0	1		10/30/08 12:28	1330-20-7	
m&p-Xylene	ND	ug/L	10.0	1		10/30/08 12:28	1330-20-7	
o-Xylene	ND	ug/L	5.0	1		10/30/08 12:28	95-47-6	
Dibromofluoromethane (S)	99	%	85-115	1		10/30/08 12:28	1868-53-7	
Toluene-d8 (S)	101	%	70-120	1		10/30/08 12:28	2037-26-5	
4-Bromofluorobenzene (S)	99	%	87-109	1		10/30/08 12:28	460-00-4	
1,2-Dichloroethane-d4 (S)	104	%	79-120	1		10/30/08 12:28	17060-07-0	

This report shall not be reproduced, except in full,
without the written consent of Pace Analytical Services, Inc..

ACCREDITED IN ACCORDANCE WITH nelac

Pace Analytical®
www.pacelabs.com

Pace Analytical Services, Inc.
2225 Riverside Dr.
Asheville, NC 28804
(828)254-7176

Pace Analytical Services, Inc.
9800 Kincey Ave. Suite 100
Huntersville, NC 28078
(704)875-9092

ANALYTICAL RESULTS

Project: CLOUD'S CHEVERON
Pace Project No.: 9230783

Sample: MW-64 **Lab ID: 9230783054** Collected: 10/21/08 10:10 Received: 10/24/08 15:40 Matrix: Water

Parameters	Results	Units	Report Limit	DF	Prepared	Analyzed	CAS No.	Qual
8011 GCS EDB and DBCP	Analytical Method: EPA 8011 Preparation Method: EPA 8011							
1,2-Dibromoethane (EDB)	**0.36**	ug/L	0.019	1	11/03/08 14:45	11/04/08 06:54	106-93-4	
1-Chloro-2-bromopropane (S)	104	%	60-140	1	11/03/08 14:45	11/04/08 06:54	301-79-56	
8260 MSV Oxygenates	Analytical Method: EPA 8260							
tert-Amyl Alcohol	**10500**	ug/L	10000	100		10/30/08 14:46	75-85-4	
tert-Amylmethyl ether	**159**	ug/L	10.0	1		10/30/08 03:25	994-05-8	
Benzene	**5320**	ug/L	500	100		10/30/08 14:46	71-43-2	
3,3-Dimethyl-1-Butanol	ND	ug/L	100	1		10/30/08 03:25	624-95-3	
tert-Butyl Alcohol	**550**	ug/L	100	1		10/30/08 03:25	75-65-0	
tert-Butyl Formate	ND	ug/L	50.0	1		10/30/08 03:25	762-75-4	
Diisopropyl ether	**654**	ug/L	500	100		10/30/08 14:46	108-20-3	
Ethanol	**429**	ug/L	200	1		10/30/08 03:25	64-17-5	
Ethylbenzene	**1040**	ug/L	500	100		10/30/08 14:46	100-41-4	
Ethyl-tert-butyl ether	ND	ug/L	10.0	1		10/30/08 03:25	637-92-3	
Methyl-tert-butyl ether	**1650**	ug/L	500	100		10/30/08 14:46	1634-04-4	
Naphthalene	**851**	ug/L	500	100		10/30/08 14:46	91-20-3	
Toluene	**1860**	ug/L	500	100		10/30/08 14:46	108-88-3	
Xylene (Total)	**1300**	ug/L	10.0	1		10/30/08 03:25	1330-20-7	
m&p-Xylene	**858**	ug/L	10.0	1		10/30/08 03:25	1330-20-7	E
o-Xylene	**438**	ug/L	5.0	1		10/30/08 03:25	95-47-6	E
Dibromofluoromethane (S)	90	%	85-115	1		10/30/08 03:25	1868-53-7	
Toluene-d8 (S)	104	%	70-120	1		10/30/08 03:25	2037-26-5	
4-Bromofluorobenzene (S)	101	%	87-109	1		10/30/08 03:25	460-00-4	
1,2-Dichloroethane-d4 (S)	100	%	79-120	1		10/30/08 03:25	17060-07-0	

This report shall not be reproduced, except in full,
without the written consent of Pace Analytical Services, Inc..

ACCREDITED IN ACCORDANCE WITH nelac

Pace Analytical®
www.pacelabs.com

Pace Analytical Services, Inc.
2225 Riverside Dr.
Asheville, NC 28804
(828)254-7176

Pace Analytical Services, Inc.
9800 Kincey Ave. Suite 100
Huntersville, NC 28078
(704)875-9092

ANALYTICAL RESULTS

Project: CLOUD'S CHEVERON
Pace Project No.: 9230783

Sample: MW-65 **Lab ID: 9230783055** Collected: 10/21/08 10:24 Received: 10/24/08 15:40 Matrix: Water

Parameters	Results	Units	Report Limit	DF	Prepared	Analyzed	CAS No.	Qual
8011 GCS EDB and DBCP	Analytical Method: EPA 8011 Preparation Method: EPA 8011							
1,2-Dibromoethane (EDB)	ND	ug/L	0.019	1	11/03/08 14:45	11/04/08 07:06	106-93-4	
1-Chloro-2-bromopropane (S)	108	%	60-140	1	11/03/08 14:45	11/04/08 07:06	301-79-56	
8260 MSV Oxygenates	Analytical Method: EPA 8260							
tert-Amyl Alcohol	**10600**	ug/L	1000	10		11/01/08 17:37	75-85-4	
tert-Amylmethyl ether	ND	ug/L	100	10		11/01/08 17:37	994-05-8	
Benzene	**1630**	ug/L	50.0	10		11/01/08 17:37	71-43-2	
3,3-Dimethyl-1-Butanol	ND	ug/L	1000	10		11/01/08 17:37	624-95-3	
tert-Butyl Alcohol	ND	ug/L	1000	10		11/01/08 17:37	75-65-0	
tert-Butyl Formate	ND	ug/L	500	10		11/01/08 17:37	762-75-4	
Diisopropyl ether	**94.3**	ug/L	50.0	10		11/01/08 17:37	108-20-3	
Ethanol	ND	ug/L	2000	10		11/01/08 17:37	64-17-5	
Ethylbenzene	**1510**	ug/L	50.0	10		11/01/08 17:37	100-41-4	
Ethyl-tert-butyl ether	ND	ug/L	100	10		11/01/08 17:37	637-92-3	
Methyl-tert-butyl ether	**72.1**	ug/L	50.0	10		11/01/08 17:37	1634-04-4	
Naphthalene	**757**	ug/L	50.0	10		11/01/08 17:37	91-20-3	
Toluene	**626**	ug/L	50.0	10		11/01/08 17:37	108-88-3	
Xylene (Total)	**609**	ug/L	100	10		11/01/08 17:37	1330-20-7	
m&p-Xylene	**575**	ug/L	100	10		11/01/08 17:37	1330-20-7	
o-Xylene	ND	ug/L	50.0	10		11/01/08 17:37	95-47-6	
Dibromofluoromethane (S)	101	%	85-115	10		11/01/08 17:37	1868-53-7	
Toluene-d8 (S)	103	%	70-120	10		11/01/08 17:37	2037-26-5	
4-Bromofluorobenzene (S)	98	%	87-109	10		11/01/08 17:37	460-00-4	
1,2-Dichloroethane-d4 (S)	103	%	79-120	10		11/01/08 17:37	17060-07-0	

This report shall not be reproduced, except in full,
without the written consent of Pace Analytical Services, Inc..

ACCREDITED IN ACCORDANCE WITH nelac

Pace Analytical®
www.pacelabs.com

Pace Analytical Services, Inc.
2225 Riverside Dr.
Asheville, NC 28804
(828)254-7176

Pace Analytical Services, Inc.
9800 Kincey Ave. Suite 100
Huntersville, NC 28078
(704)875-9092

ANALYTICAL RESULTS

Project: CLOUD'S CHEVERON
Pace Project No.: 9230783

Sample: MW-66 **Lab ID: 9230783056** Collected: 10/21/08 09:20 Received: 10/24/08 15:40 Matrix: Water

Parameters	Results	Units	Report Limit	DF	Prepared	Analyzed	CAS No.	Qual
8011 GCS EDB and DBCP	Analytical Method: EPA 8011 Preparation Method: EPA 8011							
1,2-Dibromoethane (EDB)	ND	ug/L	0.020	1	11/03/08 14:46	11/04/08 07:18	106-93-4	
1-Chloro-2-bromopropane (S)	0	%	60-140	1	11/03/08 14:46	11/04/08 07:18	301-79-56	S2
8260 MSV Oxygenates	Analytical Method: EPA 8260							
tert-Amyl Alcohol	ND	ug/L	100	1		10/30/08 12:45	75-85-4	
tert-Amylmethyl ether	ND	ug/L	10.0	1		10/30/08 12:45	994-05-8	
Benzene	ND	ug/L	5.0	1		10/30/08 12:45	71-43-2	
3,3-Dimethyl-1-Butanol	ND	ug/L	100	1		10/30/08 12:45	624-95-3	
tert-Butyl Alcohol	ND	ug/L	100	1		10/30/08 12:45	75-65-0	
tert-Butyl Formate	ND	ug/L	50.0	1		10/30/08 12:45	762-75-4	
Diisopropyl ether	ND	ug/L	5.0	1		10/30/08 12:45	108-20-3	
Ethanol	ND	ug/L	200	1		10/30/08 12:45	64-17-5	
Ethylbenzene	**113**	ug/L	5.0	1		10/30/08 12:45	100-41-4	
Ethyl-tert-butyl ether	ND	ug/L	10.0	1		10/30/08 12:45	637-92-3	
Methyl-tert-butyl ether	ND	ug/L	5.0	1		10/30/08 12:45	1634-04-4	
Naphthalene	**56.9**	ug/L	5.0	1		10/30/08 12:45	91-20-3	
Toluene	**8.9**	ug/L	5.0	1		10/30/08 12:45	108-88-3	
Xylene (Total)	**24.2**	ug/L	10.0	1		10/30/08 12:45	1330-20-7	
m&p-Xylene	**20.7**	ug/L	10.0	1		10/30/08 12:45	1330-20-7	
o-Xylene	ND	ug/L	5.0	1		10/30/08 12:45	95-47-6	
Dibromofluoromethane (S)	103	%	85-115	1		10/30/08 12:45	1868-53-7	
Toluene-d8 (S)	102	%	70-120	1		10/30/08 12:45	2037-26-5	
4-Bromofluorobenzene (S)	102	%	87-109	1		10/30/08 12:45	460-00-4	
1,2-Dichloroethane-d4 (S)	102	%	79-120	1		10/30/08 12:45	17060-07-0	

This report shall not be reproduced, except in full,
without the written consent of Pace Analytical Services, Inc..

ACCREDITED IN ACCORDANCE WITH nelac

Pace Analytical®
www.pacelabs.com

Pace Analytical Services, Inc.
2225 Riverside Dr.
Asheville, NC 28804
(828)254-7176

Pace Analytical Services, Inc.
9800 Kincey Ave. Suite 100
Huntersville, NC 28078
(704)875-9092

ANALYTICAL RESULTS

Project: CLOUD'S CHEVERON
Pace Project No.: 9230783

Sample: MW-67 **Lab ID: 9230783057** Collected: 10/21/08 08:34 Received: 10/24/08 15:40 Matrix: Water

Parameters	Results	Units	Report Limit	DF	Prepared	Analyzed	CAS No.	Qual
8011 GCS EDB and DBCP	Analytical Method: EPA 8011 Preparation Method: EPA 8011							
1,2-Dibromoethane (EDB)	ND	ug/L	0.019	1	11/03/08 14:46	11/04/08 07:30	106-93-4	
1-Chloro-2-bromopropane (S)	1080	%	60-140	1	11/03/08 14:46	11/04/08 07:30	301-79-56	S2
8260 MSV Oxygenates	Analytical Method: EPA 8260							
tert-Amyl Alcohol	ND	ug/L	100	1		10/30/08 13:02	75-85-4	
tert-Amylmethyl ether	ND	ug/L	10.0	1		10/30/08 13:02	994-05-8	
Benzene	ND	ug/L	5.0	1		10/30/08 13:02	71-43-2	
3,3-Dimethyl-1-Butanol	ND	ug/L	100	1		10/30/08 13:02	624-95-3	
tert-Butyl Alcohol	ND	ug/L	100	1		10/30/08 13:02	75-65-0	
tert-Butyl Formate	ND	ug/L	50.0	1		10/30/08 13:02	762-75-4	
Diisopropyl ether	ND	ug/L	5.0	1		10/30/08 13:02	108-20-3	
Ethanol	ND	ug/L	200	1		10/30/08 13:02	64-17-5	
Ethylbenzene	ND	ug/L	5.0	1		10/30/08 13:02	100-41-4	
Ethyl-tert-butyl ether	ND	ug/L	10.0	1		10/30/08 13:02	637-92-3	
Methyl-tert-butyl ether	ND	ug/L	5.0	1		10/30/08 13:02	1634-04-4	
Naphthalene	**15.2**	ug/L	5.0	1		10/30/08 13:02	91-20-3	
Toluene	ND	ug/L	5.0	1		10/30/08 13:02	108-88-3	
Xylene (Total)	ND	ug/L	10.0	1		10/30/08 13:02	1330-20-7	
m&p-Xylene	ND	ug/L	10.0	1		10/30/08 13:02	1330-20-7	
o-Xylene	ND	ug/L	5.0	1		10/30/08 13:02	95-47-6	
Dibromofluoromethane (S)	103	%	85-115	1		10/30/08 13:02	1868-53-7	
Toluene-d8 (S)	100	%	70-120	1		10/30/08 13:02	2037-26-5	
4-Bromofluorobenzene (S)	98	%	87-109	1		10/30/08 13:02	460-00-4	
1,2-Dichloroethane-d4 (S)	103	%	79-120	1		10/30/08 13:02	17060-07-0	

This report shall not be reproduced, except in full,
without the written consent of Pace Analytical Services, Inc..

ACCREDITED IN ACCORDANCE WITH nelac

Pace Analytical®
www.pacelabs.com

Pace Analytical Services, Inc.
2225 Riverside Dr.
Asheville, NC 28804
(828)254-7176

Pace Analytical Services, Inc.
9800 Kincey Ave. Suite 100
Huntersville, NC 28078
(704)875-9092

ANALYTICAL RESULTS

Project: CLOUD'S CHEVERON
Pace Project No.: 9230783

Sample: MW-68 **Lab ID: 9230783058** Collected: 10/21/08 10:17 Received: 10/24/08 15:40 Matrix: Water

Parameters	Results	Units	Report Limit	DF	Prepared	Analyzed	CAS No.	Qual
8011 GCS EDB and DBCP	Analytical Method: EPA 8011 Preparation Method: EPA 8011							
1,2-Dibromoethane (EDB)	ND	ug/L	0.019	1	11/03/08 14:46	11/04/08 07:42	106-93-4	
1-Chloro-2-bromopropane (S)	94	%	60-140	1	11/03/08 14:46	11/04/08 07:42	301-79-56	
8260 MSV Oxygenates	Analytical Method: EPA 8260							
tert-Amyl Alcohol	**327**	ug/L	100	1		10/30/08 04:17	75-85-4	
tert-Amylmethyl ether	ND	ug/L	10.0	1		10/30/08 04:17	994-05-8	
Benzene	**165**	ug/L	5.0	1		10/30/08 04:17	71-43-2	
3,3-Dimethyl-1-Butanol	**222**	ug/L	100	1		10/30/08 04:17	624-95-3	
tert-Butyl Alcohol	ND	ug/L	100	1		10/30/08 04:17	75-65-0	
tert-Butyl Formate	ND	ug/L	50.0	1		10/30/08 04:17	762-75-4	
Diisopropyl ether	ND	ug/L	5.0	1		10/30/08 04:17	108-20-3	
Ethanol	ND	ug/L	200	1		10/30/08 04:17	64-17-5	
Ethylbenzene	ND	ug/L	5.0	1		10/30/08 04:17	100-41-4	
Ethyl-tert-butyl ether	ND	ug/L	10.0	1		10/30/08 04:17	637-92-3	
Methyl-tert-butyl ether	ND	ug/L	5.0	1		10/30/08 04:17	1634-04-4	
Naphthalene	**58.6**	ug/L	5.0	1		10/30/08 04:17	91-20-3	
Toluene	ND	ug/L	5.0	1		10/30/08 04:17	108-88-3	
Xylene (Total)	**317**	ug/L	50.0	5		11/02/08 05:19	1330-20-7	
m&p-Xylene	**34.4**	ug/L	10.0	1		10/30/08 04:17	1330-20-7	
o-Xylene	**282**	ug/L	25.0	5		11/02/08 05:19	95-47-6	
Dibromofluoromethane (S)	96	%	85-115	1		10/30/08 04:17	1868-53-7	
Toluene-d8 (S)	102	%	70-120	1		10/30/08 04:17	2037-26-5	
4-Bromofluorobenzene (S)	101	%	87-109	1		10/30/08 04:17	460-00-4	
1,2-Dichloroethane-d4 (S)	103	%	79-120	1		10/30/08 04:17	17060-07-0	

This report shall not be reproduced, except in full,
without the written consent of Pace Analytical Services, Inc..

ACCREDITED IN ACCORDANCE WITH nelac

Pace Analytical®
www.pacelabs.com

Pace Analytical Services, Inc.
2225 Riverside Dr.
Asheville, NC 28804
(828)254-7176

Pace Analytical Services, Inc.
9800 Kincey Ave. Suite 100
Huntersville, NC 28078
(704)875-9092

ANALYTICAL RESULTS

Project: CLOUD'S CHEVERON
Pace Project No.: 9230783

Sample: MW-69 **Lab ID: 9230783059** Collected: 10/21/08 10:05 Received: 10/24/08 15:40 Matrix: Water

Parameters	Results	Units	Report Limit	DF	Prepared	Analyzed	CAS No.	Qual
8011 GCS EDB and DBCP	Analytical Method: EPA 8011 Preparation Method: EPA 8011							
1,2-Dibromoethane (EDB)	ND	ug/L	0.019	1	11/03/08 14:46	11/04/08 07:54	106-93-4	
1-Chloro-2-bromopropane (S)	109	%	60-140	1	11/03/08 14:46	11/04/08 07:54	301-79-56	
8260 MSV Oxygenates	Analytical Method: EPA 8260							
tert-Amyl Alcohol	ND	ug/L	100	1		10/30/08 13:20	75-85-4	
tert-Amylmethyl ether	ND	ug/L	10.0	1		10/30/08 13:20	994-05-8	
Benzene	ND	ug/L	5.0	1		10/30/08 13:20	71-43-2	
3,3-Dimethyl-1-Butanol	ND	ug/L	100	1		10/30/08 13:20	624-95-3	
tert-Butyl Alcohol	ND	ug/L	100	1		10/30/08 13:20	75-65-0	
tert-Butyl Formate	ND	ug/L	50.0	1		10/30/08 13:20	762-75-4	
Diisopropyl ether	ND	ug/L	5.0	1		10/30/08 13:20	108-20-3	
Ethanol	ND	ug/L	200	1		10/30/08 13:20	64-17-5	
Ethylbenzene	ND	ug/L	5.0	1		10/30/08 13:20	100-41-4	
Ethyl-tert-butyl ether	ND	ug/L	10.0	1		10/30/08 13:20	637-92-3	
Methyl-tert-butyl ether	ND	ug/L	5.0	1		10/30/08 13:20	1634-04-4	
Naphthalene	ND	ug/L	5.0	1		10/30/08 13:20	91-20-3	
Toluene	ND	ug/L	5.0	1		10/30/08 13:20	108-88-3	
Xylene (Total)	ND	ug/L	10.0	1		10/30/08 13:20	1330-20-7	
m&p-Xylene	ND	ug/L	10.0	1		10/30/08 13:20	1330-20-7	
o-Xylene	ND	ug/L	5.0	1		10/30/08 13:20	95-47-6	
Dibromofluoromethane (S)	100	%	85-115	1		10/30/08 13:20	1868-53-7	
Toluene-d8 (S)	101	%	70-120	1		10/30/08 13:20	2037-26-5	
4-Bromofluorobenzene (S)	97	%	87-109	1		10/30/08 13:20	460-00-4	
1,2-Dichloroethane-d4 (S)	100	%	79-120	1		10/30/08 13:20	17060-07-0	

This report shall not be reproduced, except in full,
without the written consent of Pace Analytical Services, Inc..

ACCREDITED IN ACCORDANCE WITH nelac

Pace Analytical®
www.pacelabs.com

Pace Analytical Services, Inc.
2225 Riverside Dr.
Asheville, NC 28804
(828)254-7176

Pace Analytical Services, Inc.
9800 Kincey Ave. Suite 100
Huntersville, NC 28078
(704)875-9092

ANALYTICAL RESULTS

Project: CLOUD'S CHEVERON
Pace Project No.: 9230783

Sample: MW-70 **Lab ID: 9230783060** Collected: 10/21/08 09:53 Received: 10/24/08 15:40 Matrix: Water

Parameters	Results	Units	Report Limit	DF	Prepared	Analyzed	CAS No.	Qual
8011 GCS EDB and DBCP	Analytical Method: EPA 8011 Preparation Method: EPA 8011							
1,2-Dibromoethane (EDB)	ND	ug/L	0.019	1	11/03/08 14:46	11/04/08 08:06	106-93-4	
1-Chloro-2-bromopropane (S)	115	%	60-140	1	11/03/08 14:46	11/04/08 08:06	301-79-56	
8260 MSV Oxygenates	Analytical Method: EPA 8260							
tert-Amyl Alcohol	ND	ug/L	100	1		10/30/08 13:37	75-85-4	
tert-Amylmethyl ether	ND	ug/L	10.0	1		10/30/08 13:37	994-05-8	
Benzene	ND	ug/L	5.0	1		10/30/08 13:37	71-43-2	
3,3-Dimethyl-1-Butanol	ND	ug/L	100	1		10/30/08 13:37	624-95-3	
tert-Butyl Alcohol	ND	ug/L	100	1		10/30/08 13:37	75-65-0	
tert-Butyl Formate	ND	ug/L	50.0	1		10/30/08 13:37	762-75-4	
Diisopropyl ether	ND	ug/L	5.0	1		10/30/08 13:37	108-20-3	
Ethanol	ND	ug/L	200	1		10/30/08 13:37	64-17-5	
Ethylbenzene	ND	ug/L	5.0	1		10/30/08 13:37	100-41-4	
Ethyl-tert-butyl ether	ND	ug/L	10.0	1		10/30/08 13:37	637-92-3	
Methyl-tert-butyl ether	ND	ug/L	5.0	1		10/30/08 13:37	1634-04-4	
Naphthalene	**7.1**	ug/L	5.0	1		10/30/08 13:37	91-20-3	
Toluene	ND	ug/L	5.0	1		10/30/08 13:37	108-88-3	
Xylene (Total)	ND	ug/L	10.0	1		10/30/08 13:37	1330-20-7	
m&p-Xylene	ND	ug/L	10.0	1		10/30/08 13:37	1330-20-7	
o-Xylene	ND	ug/L	5.0	1		10/30/08 13:37	95-47-6	
Dibromofluoromethane (S)	102	%	85-115	1		10/30/08 13:37	1868-53-7	
Toluene-d8 (S)	101	%	70-120	1		10/30/08 13:37	2037-26-5	
4-Bromofluorobenzene (S)	96	%	87-109	1		10/30/08 13:37	460-00-4	
1,2-Dichloroethane-d4 (S)	103	%	79-120	1		10/30/08 13:37	17060-07-0	

This report shall not be reproduced, except in full,
without the written consent of Pace Analytical Services, Inc..

ACCREDITED IN ACCORDANCE WITH nelac

Pace Analytical®
www.pacelabs.com

Pace Analytical Services, Inc.
2225 Riverside Dr.
Asheville, NC 28804
(828)254-7176

Pace Analytical Services, Inc.
9800 Kincey Ave. Suite 100
Huntersville, NC 28078
(704)875-9092

ANALYTICAL RESULTS

Project: CLOUD'S CHEVERON
Pace Project No.: 9230783

Sample: MW-5aR **Lab ID: 9230783061** Collected: 10/20/08 12:10 Received: 10/24/08 15:40 Matrix: Water

Parameters	Results	Units	Report Limit	DF	Prepared	Analyzed	CAS No.	Qual
8011 GCS EDB and DBCP	Analytical Method: EPA 8011 Preparation Method: EPA 8011							
1,2-Dibromoethane (EDB)	ND	ug/L	0.019	1	10/29/08 10:33	11/01/08 02:49	106-93-4	
1-Chloro-2-bromopropane (S)	90	%	60-140	1	10/29/08 10:33	11/01/08 02:49	301-79-56	
8260 MSV Oxygenates	Analytical Method: EPA 8260							
tert-Amyl Alcohol	ND	ug/L	10000	100		10/30/08 08:00	75-85-4	
tert-Amylmethyl ether	ND	ug/L	1000	100		10/30/08 08:00	994-05-8	
Benzene	**11200**	ug/L	500	100		10/30/08 08:00	71-43-2	
3,3-Dimethyl-1-Butanol	ND	ug/L	10000	100		10/30/08 08:00	624-95-3	
tert-Butyl Alcohol	ND	ug/L	10000	100		10/30/08 08:00	75-65-0	
tert-Butyl Formate	ND	ug/L	5000	100		10/30/08 08:00	762-75-4	
Diisopropyl ether	**1010**	ug/L	500	100		10/30/08 08:00	108-20-3	
Ethanol	ND	ug/L	20000	100		10/30/08 08:00	64-17-5	
Ethylbenzene	**2200**	ug/L	500	100		10/30/08 08:00	100-41-4	
Ethyl-tert-butyl ether	ND	ug/L	1000	100		10/30/08 08:00	637-92-3	
Methyl-tert-butyl ether	**554**	ug/L	500	100		10/30/08 08:00	1634-04-4	
Naphthalene	**1070**	ug/L	500	100		10/30/08 08:00	91-20-3	
Toluene	**19000**	ug/L	1000	200		10/30/08 14:11	108-88-3	
Xylene (Total)	**13100**	ug/L	1000	100		10/30/08 08:00	1330-20-7	
m&p-Xylene	**8640**	ug/L	1000	100		10/30/08 08:00	1330-20-7	
o-Xylene	**4420**	ug/L	500	100		10/30/08 08:00	95-47-6	
Dibromofluoromethane (S)	100	%	85-115	100		10/30/08 08:00	1868-53-7	
Toluene-d8 (S)	101	%	70-120	100		10/30/08 08:00	2037-26-5	
4-Bromofluorobenzene (S)	99	%	87-109	100		10/30/08 08:00	460-00-4	
1,2-Dichloroethane-d4 (S)	101	%	79-120	100		10/30/08 08:00	17060-07-0	

This report shall not be reproduced, except in full,
without the written consent of Pace Analytical Services, Inc..

ACCREDITED IN ACCORDANCE WITH nelac

Pace Analytical®
www.pacelabs.com

Pace Analytical Services, Inc.
2225 Riverside Dr.
Asheville, NC 28804
(828)254-7176

Pace Analytical Services, Inc.
9800 Kincey Ave. Suite 100
Huntersville, NC 28078
(704)875-9092

ANALYTICAL RESULTS

Project: CLOUD'S CHEVERON
Pace Project No.: 9230783

Sample: PW-1R **Lab ID: 9230783062** Collected: 10/20/08 13:00 Received: 10/24/08 15:40 Matrix: Water

Parameters	Results	Units	Report Limit	DF	Prepared	Analyzed	CAS No.	Qual
8011 GCS EDB and DBCP	Analytical Method: EPA 8011 Preparation Method: EPA 8011							
1,2-Dibromoethane (EDB)	**5.7**	ug/L	0.19	10	10/31/08 15:25	11/03/08 14:29	106-93-4	
1-Chloro-2-bromopropane (S)	93	%	60-140	1	10/31/08 15:25	11/02/08 17:25	301-79-56	
8260 MSV Oxygenates	Analytical Method: EPA 8260							
tert-Amyl Alcohol	ND	ug/L	20000	200		10/31/08 04:49	75-85-4	
tert-Amylmethyl ether	ND	ug/L	2000	200		10/31/08 04:49	994-05-8	
Benzene	**13400**	ug/L	1000	200		10/31/08 04:49	71-43-2	
3,3-Dimethyl-1-Butanol	ND	ug/L	20000	200		10/31/08 04:49	624-95-3	
tert-Butyl Alcohol	ND	ug/L	20000	200		10/31/08 04:49	75-65-0	
tert-Butyl Formate	ND	ug/L	10000	200		10/31/08 04:49	762-75-4	
Diisopropyl ether	ND	ug/L	1000	200		10/31/08 04:49	108-20-3	
Ethanol	**76900**	ug/L	40000	200		10/31/08 04:49	64-17-5	
Ethylbenzene	**1890**	ug/L	1000	200		10/31/08 04:49	100-41-4	
Ethyl-tert-butyl ether	ND	ug/L	2000	200		10/31/08 04:49	637-92-3	
Methyl-tert-butyl ether	ND	ug/L	1000	200		10/31/08 04:49	1634-04-4	
Naphthalene	**1230**	ug/L	1000	200		10/31/08 04:49	91-20-3	
Toluene	**31700**	ug/L	1000	200		10/31/08 04:49	108-88-3	
Xylene (Total)	**14300**	ug/L	2000	200		10/31/08 04:49	1330-20-7	
m&p-Xylene	**9280**	ug/L	2000	200		10/31/08 04:49	1330-20-7	
o-Xylene	**4970**	ug/L	1000	200		10/31/08 04:49	95-47-6	
Dibromofluoromethane (S)	106	%	85-115	200		10/31/08 04:49	1868-53-7	
Toluene-d8 (S)	102	%	70-120	200		10/31/08 04:49	2037-26-5	
4-Bromofluorobenzene (S)	98	%	87-109	200		10/31/08 04:49	460-00-4	
1,2-Dichloroethane-d4 (S)	104	%	79-120	200		10/31/08 04:49	17060-07-0	

This report shall not be reproduced, except in full,
without the written consent of Pace Analytical Services, Inc..

ACCREDITED IN ACCORDANCE WITH nelac

Pace Analytical®
www.pacelabs.com

Pace Analytical Services, Inc.
2225 Riverside Dr.
Asheville, NC 28804
(828)254-7176

Pace Analytical Services, Inc.
9800 Kincey Ave. Suite 100
Huntersville, NC 28078
(704)875-9092

ANALYTICAL RESULTS

Project: CLOUD'S CHEVERON
Pace Project No.: 9230783

Sample: DW-1 **Lab ID: 9230783063** Collected: 10/20/08 09:05 Received: 10/24/08 15:40 Matrix: Water

Parameters	Results	Units	Report Limit	DF	Prepared	Analyzed	CAS No.	Qual
8011 GCS EDB and DBCP	Analytical Method: EPA 8011 Preparation Method: EPA 8011							
1,2-Dibromoethane (EDB)	ND	ug/L	0.019	1	10/31/08 15:25	11/02/08 17:37	106-93-4	
1-Chloro-2-bromopropane (S)	85	%	60-140	1	10/31/08 15:25	11/02/08 17:37	301-79-56	
8260 MSV Oxygenates	Analytical Method: EPA 8260							
tert-Amyl Alcohol	ND	ug/L	100	1		10/30/08 02:00	75-85-4	
tert-Amylmethyl ether	ND	ug/L	10.0	1		10/30/08 02:00	994-05-8	
Benzene	ND	ug/L	5.0	1		10/30/08 02:00	71-43-2	
3,3-Dimethyl-1-Butanol	ND	ug/L	100	1		10/30/08 02:00	624-95-3	
tert-Butyl Alcohol	ND	ug/L	100	1		10/30/08 02:00	75-65-0	
tert-Butyl Formate	ND	ug/L	50.0	1		10/30/08 02:00	762-75-4	
Diisopropyl ether	ND	ug/L	5.0	1		10/30/08 02:00	108-20-3	
Ethanol	ND	ug/L	200	1		10/30/08 02:00	64-17-5	
Ethylbenzene	ND	ug/L	5.0	1		10/30/08 02:00	100-41-4	
Ethyl-tert-butyl ether	ND	ug/L	10.0	1		10/30/08 02:00	637-92-3	
Methyl-tert-butyl ether	ND	ug/L	5.0	1		10/30/08 02:00	1634-04-4	
Naphthalene	ND	ug/L	5.0	1		10/30/08 02:00	91-20-3	
Toluene	ND	ug/L	5.0	1		10/30/08 02:00	108-88-3	
Xylene (Total)	ND	ug/L	10.0	1		10/30/08 02:00	1330-20-7	
m&p-Xylene	ND	ug/L	10.0	1		10/30/08 02:00	1330-20-7	
o-Xylene	ND	ug/L	5.0	1		10/30/08 02:00	95-47-6	
Dibromofluoromethane (S)	100	%	85-115	1		10/30/08 02:00	1868-53-7	
Toluene-d8 (S)	103	%	70-120	1		10/30/08 02:00	2037-26-5	
4-Bromofluorobenzene (S)	99	%	87-109	1		10/30/08 02:00	460-00-4	
1,2-Dichloroethane-d4 (S)	103	%	79-120	1		10/30/08 02:00	17060-07-0	

This report shall not be reproduced, except in full,
without the written consent of Pace Analytical Services, Inc..

ACCREDITED IN ACCORDANCE WITH NELAC

Pace Analytical®
www.pacelabs.com

Pace Analytical Services, Inc.
2225 Riverside Dr.
Asheville, NC 28804
(828)254-7176

Pace Analytical Services, Inc.
9800 Kincey Ave. Suite 100
Huntersville, NC 28078
(704)875-9092

ANALYTICAL RESULTS

Project: CLOUD'S CHEVERON
Pace Project No.: 9230783

Sample: DW-2 **Lab ID: 9230783064** Collected: 10/20/08 09:20 Received: 10/24/08 15:40 Matrix: Water

Parameters	Results	Units	Report Limit	DF	Prepared	Analyzed	CAS No.	Qual
8011 GCS EDB and DBCP	Analytical Method: EPA 8011 Preparation Method: EPA 8011							
1,2-Dibromoethane (EDB)	ND	ug/L	0.019	1	10/31/08 15:25	11/02/08 17:49	106-93-4	
1-Chloro-2-bromopropane (S)	73	%	60-140	1	10/31/08 15:25	11/02/08 17:49	301-79-56	
8260 MSV Oxygenates	Analytical Method: EPA 8260							
tert-Amyl Alcohol	ND	ug/L	100	1		10/30/08 02:17	75-85-4	
tert-Amylmethyl ether	ND	ug/L	10.0	1		10/30/08 02:17	994-05-8	
Benzene	ND	ug/L	5.0	1		10/30/08 02:17	71-43-2	
3,3-Dimethyl-1-Butanol	ND	ug/L	100	1		10/30/08 02:17	624-95-3	
tert-Butyl Alcohol	ND	ug/L	100	1		10/30/08 02:17	75-65-0	
tert-Butyl Formate	ND	ug/L	50.0	1		10/30/08 02:17	762-75-4	
Diisopropyl ether	ND	ug/L	5.0	1		10/30/08 02:17	108-20-3	
Ethanol	**357**	ug/L	200	1		10/30/08 02:17	64-17-5	
Ethylbenzene	ND	ug/L	5.0	1		10/30/08 02:17	100-41-4	
Ethyl-tert-butyl ether	ND	ug/L	10.0	1		10/30/08 02:17	637-92-3	
Methyl-tert-butyl ether	ND	ug/L	5.0	1		10/30/08 02:17	1634-04-4	
Naphthalene	ND	ug/L	5.0	1		10/30/08 02:17	91-20-3	
Toluene	ND	ug/L	5.0	1		10/30/08 02:17	108-88-3	
Xylene (Total)	ND	ug/L	10.0	1		10/30/08 02:17	1330-20-7	
m&p-Xylene	ND	ug/L	10.0	1		10/30/08 02:17	1330-20-7	
o-Xylene	ND	ug/L	5.0	1		10/30/08 02:17	95-47-6	
Dibromofluoromethane (S)	103	%	85-115	1		10/30/08 02:17	1868-53-7	
Toluene-d8 (S)	101	%	70-120	1		10/30/08 02:17	2037-26-5	
4-Bromofluorobenzene (S)	96	%	87-109	1		10/30/08 02:17	460-00-4	
1,2-Dichloroethane-d4 (S)	104	%	79-120	1		10/30/08 02:17	17060-07-0	

This report shall not be reproduced, except in full,
without the written consent of Pace Analytical Services, Inc..

ACCREDITED IN ACCORDANCE WITH nelac

Pace Analytical®
www.pacelabs.com

Pace Analytical Services, Inc.
2225 Riverside Dr.
Asheville, NC 28804
(828)254-7176

Pace Analytical Services, Inc.
9800 Kincey Ave. Suite 100
Huntersville, NC 28078
(704)875-9092

ANALYTICAL RESULTS

Project: CLOUD'S CHEVERON
Pace Project No.: 9230783

Sample: DW-3 **Lab ID: 9230783065** Collected: 10/20/08 13:03 Received: 10/24/08 15:40 Matrix: Water

Parameters	Results	Units	Report Limit	DF	Prepared	Analyzed	CAS No.	Qual
8011 GCS EDB and DBCP	Analytical Method: EPA 8011 Preparation Method: EPA 8011							
1,2-Dibromoethane (EDB)	ND	ug/L	0.019	1	10/31/08 15:25	11/02/08 18:01	106-93-4	
1-Chloro-2-bromopropane (S)	88	%	60-140	1	10/31/08 15:25	11/02/08 18:01	301-79-56	
8260 MSV Oxygenates	Analytical Method: EPA 8260							
tert-Amyl Alcohol	ND	ug/L	100	1		10/30/08 02:34	75-85-4	
tert-Amylmethyl ether	ND	ug/L	10.0	1		10/30/08 02:34	994-05-8	
Benzene	**22.0**	ug/L	5.0	1		10/30/08 02:34	71-43-2	
3,3-Dimethyl-1-Butanol	ND	ug/L	100	1		10/30/08 02:34	624-95-3	
tert-Butyl Alcohol	ND	ug/L	100	1		10/30/08 02:34	75-65-0	
tert-Butyl Formate	ND	ug/L	50.0	1		10/30/08 02:34	762-75-4	
Diisopropyl ether	ND	ug/L	5.0	1		10/30/08 02:34	108-20-3	
Ethanol	**398**	ug/L	200	1		10/30/08 02:34	64-17-5	
Ethylbenzene	**9.6**	ug/L	5.0	1		10/30/08 02:34	100-41-4	
Ethyl-tert-butyl ether	ND	ug/L	10.0	1		10/30/08 02:34	637-92-3	
Methyl-tert-butyl ether	ND	ug/L	5.0	1		10/30/08 02:34	1634-04-4	
Naphthalene	**16.8**	ug/L	5.0	1		10/30/08 02:34	91-20-3	
Toluene	**91.8**	ug/L	5.0	1		10/30/08 02:34	108-88-3	
Xylene (Total)	**97.4**	ug/L	10.0	1		10/30/08 02:34	1330-20-7	
m&p-Xylene	**64.5**	ug/L	10.0	1		10/30/08 02:34	1330-20-7	
o-Xylene	**32.9**	ug/L	5.0	1		10/30/08 02:34	95-47-6	
Dibromofluoromethane (S)	101	%	85-115	1		10/30/08 02:34	1868-53-7	
Toluene-d8 (S)	102	%	70-120	1		10/30/08 02:34	2037-26-5	
4-Bromofluorobenzene (S)	96	%	87-109	1		10/30/08 02:34	460-00-4	
1,2-Dichloroethane-d4 (S)	104	%	79-120	1		10/30/08 02:34	17060-07-0	

This report shall not be reproduced, except in full,
without the written consent of Pace Analytical Services, Inc..

ACCREDITED IN ACCORDANCE WITH nelac

Pace Analytical®
www.pacelabs.com

Pace Analytical Services, Inc.
2225 Riverside Dr.
Asheville, NC 28804
(828)254-7176

Pace Analytical Services, Inc.
9800 Kincey Ave. Suite 100
Huntersville, NC 28078
(704)875-9092

ANALYTICAL RESULTS

Project: CLOUD'S CHEVERON
Pace Project No.: 9230783

Sample: DW-4 **Lab ID: 9230783066** Collected: 10/20/08 12:44 Received: 10/24/08 15:40 Matrix: Water

Parameters	Results	Units	Report Limit	DF	Prepared	Analyzed	CAS No.	Qual
8011 GCS EDB and DBCP	Analytical Method: EPA 8011 Preparation Method: EPA 8011							
1,2-Dibromoethane (EDB)	ND	ug/L	0.019	1	10/31/08 15:25	11/02/08 18:12	106-93-4	
1-Chloro-2-bromopropane (S)	80	%	60-140	1	10/31/08 15:25	11/02/08 18:12	301-79-56	
8260 MSV Oxygenates	Analytical Method: EPA 8260							
tert-Amyl Alcohol	ND	ug/L	100	1		10/31/08 04:32	75-85-4	
tert-Amylmethyl ether	ND	ug/L	10.0	1		10/31/08 04:32	994-05-8	
Benzene	ND	ug/L	5.0	1		10/31/08 04:32	71-43-2	
3,3-Dimethyl-1-Butanol	ND	ug/L	100	1		10/31/08 04:32	624-95-3	
tert-Butyl Alcohol	ND	ug/L	100	1		10/31/08 04:32	75-65-0	
tert-Butyl Formate	ND	ug/L	50.0	1		10/31/08 04:32	762-75-4	
Diisopropyl ether	ND	ug/L	5.0	1		10/31/08 04:32	108-20-3	
Ethanol	**453**	ug/L	200	1		10/31/08 04:32	64-17-5	
Ethylbenzene	ND	ug/L	5.0	1		10/31/08 04:32	100-41-4	
Ethyl-tert-butyl ether	ND	ug/L	10.0	1		10/31/08 04:32	637-92-3	
Methyl-tert-butyl ether	ND	ug/L	5.0	1		10/31/08 04:32	1634-04-4	
Naphthalene	ND	ug/L	5.0	1		10/31/08 04:32	91-20-3	
Toluene	ND	ug/L	5.0	1		10/31/08 04:32	108-88-3	
Xylene (Total)	ND	ug/L	10.0	1		10/31/08 04:32	1330-20-7	
m&p-Xylene	ND	ug/L	10.0	1		10/31/08 04:32	1330-20-7	
o-Xylene	ND	ug/L	5.0	1		10/31/08 04:32	95-47-6	
Dibromofluoromethane (S)	103	%	85-115	1		10/31/08 04:32	1868-53-7	
Toluene-d8 (S)	102	%	70-120	1		10/31/08 04:32	2037-26-5	
4-Bromofluorobenzene (S)	98	%	87-109	1		10/31/08 04:32	460-00-4	
1,2-Dichloroethane-d4 (S)	99	%	79-120	1		10/31/08 04:32	17060-07-0	

This report shall not be reproduced, except in full,
without the written consent of Pace Analytical Services, Inc..

ACCREDITED IN ACCORDANCE WITH nelac

Pace Analytical®
www.pacelabs.com

Pace Analytical Services, Inc.
2225 Riverside Dr.
Asheville, NC 28804
(828)254-7176

Pace Analytical Services, Inc.
9800 Kincey Ave. Suite 100
Huntersville, NC 28078
(704)875-9092

ANALYTICAL RESULTS

Project: CLOUD'S CHEVERON
Pace Project No.: 9230783

Sample: DW-5 **Lab ID: 9230783067** Collected: 10/20/08 15:25 Received: 10/24/08 15:40 Matrix: Water

Parameters	Results	Units	Report Limit	DF	Prepared	Analyzed	CAS No.	Qual
8011 GCS EDB and DBCP	Analytical Method: EPA 8011 Preparation Method: EPA 8011							
1,2-Dibromoethane (EDB)	ND	ug/L	0.019	1	10/31/08 15:26	11/02/08 18:24	106-93-4	
1-Chloro-2-bromopropane (S)	104	%	60-140	1	10/31/08 15:26	11/02/08 18:24	301-79-56	
8260 MSV Oxygenates	Analytical Method: EPA 8260							
tert-Amyl Alcohol	ND	ug/L	100	1		10/30/08 02:51	75-85-4	
tert-Amylmethyl ether	ND	ug/L	10.0	1		10/30/08 02:51	994-05-8	
Benzene	ND	ug/L	5.0	1		10/30/08 02:51	71-43-2	
3,3-Dimethyl-1-Butanol	ND	ug/L	100	1		10/30/08 02:51	624-95-3	
tert-Butyl Alcohol	ND	ug/L	100	1		10/30/08 02:51	75-65-0	
tert-Butyl Formate	ND	ug/L	50.0	1		10/30/08 02:51	762-75-4	
Diisopropyl ether	**10.1**	ug/L	5.0	1		10/30/08 02:51	108-20-3	
Ethanol	ND	ug/L	200	1		10/30/08 02:51	64-17-5	
Ethylbenzene	**22.2**	ug/L	5.0	1		10/30/08 02:51	100-41-4	
Ethyl-tert-butyl ether	ND	ug/L	10.0	1		10/30/08 02:51	637-92-3	
Methyl-tert-butyl ether	**18.9**	ug/L	5.0	1		10/30/08 02:51	1634-04-4	
Naphthalene	**63.5**	ug/L	5.0	1		10/30/08 02:51	91-20-3	
Toluene	**73.5**	ug/L	5.0	1		10/30/08 02:51	108-88-3	
Xylene (Total)	**209**	ug/L	10.0	1		10/30/08 02:51	1330-20-7	
m&p-Xylene	**141**	ug/L	10.0	1		10/30/08 02:51	1330-20-7	
o-Xylene	**67.9**	ug/L	5.0	1		10/30/08 02:51	95-47-6	
Dibromofluoromethane (S)	100	%	85-115	1		10/30/08 02:51	1868-53-7	
Toluene-d8 (S)	102	%	70-120	1		10/30/08 02:51	2037-26-5	
4-Bromofluorobenzene (S)	95	%	87-109	1		10/30/08 02:51	460-00-4	
1,2-Dichloroethane-d4 (S)	102	%	79-120	1		10/30/08 02:51	17060-07-0	

This report shall not be reproduced, except in full,
without the written consent of Pace Analytical Services, Inc..

ACCREDITED IN ACCORDANCE WITH nelac

Pace Analytical®
www.pacelabs.com

Pace Analytical Services, Inc.
2225 Riverside Dr.
Asheville, NC 28804
(828)254-7176

Pace Analytical Services, Inc.
9800 Kincey Ave. Suite 100
Huntersville, NC 28078
(704)875-9092

ANALYTICAL RESULTS

Project: CLOUD'S CHEVERON
Pace Project No.: 9230783

Sample: DW-6 **Lab ID: 9230783068** Collected: 10/21/08 09:24 Received: 10/24/08 15:40 Matrix: Water

Parameters	Results	Units	Report Limit	DF	Prepared	Analyzed	CAS No.	Qual
8011 GCS EDB and DBCP	Analytical Method: EPA 8011 Preparation Method: EPA 8011							
1,2-Dibromoethane (EDB)	ND	ug/L	0.019	1	11/04/08 14:12	11/04/08 15:58	106-93-4	
1-Chloro-2-bromopropane (S)	99	%	60-140	1	11/04/08 14:12	11/04/08 15:58	301-79-56	
8260 MSV Oxygenates	Analytical Method: EPA 8260							
tert-Amyl Alcohol	ND	ug/L	100	1		10/30/08 05:08	75-85-4	
tert-Amylmethyl ether	ND	ug/L	10.0	1		10/30/08 05:08	994-05-8	
Benzene	ND	ug/L	5.0	1		10/30/08 05:08	71-43-2	
3,3-Dimethyl-1-Butanol	ND	ug/L	100	1		10/30/08 05:08	624-95-3	
tert-Butyl Alcohol	ND	ug/L	100	1		10/30/08 05:08	75-65-0	
tert-Butyl Formate	ND	ug/L	50.0	1		10/30/08 05:08	762-75-4	
Diisopropyl ether	ND	ug/L	5.0	1		10/30/08 05:08	108-20-3	
Ethanol	ND	ug/L	200	1		10/30/08 05:08	64-17-5	
Ethylbenzene	ND	ug/L	5.0	1		10/30/08 05:08	100-41-4	
Ethyl-tert-butyl ether	ND	ug/L	10.0	1		10/30/08 05:08	637-92-3	
Methyl-tert-butyl ether	ND	ug/L	5.0	1		10/30/08 05:08	1634-04-4	
Naphthalene	**9.1**	ug/L	5.0	1		10/30/08 05:08	91-20-3	
Toluene	ND	ug/L	5.0	1		10/30/08 05:08	108-88-3	
Xylene (Total)	**14.6**	ug/L	10.0	1		10/30/08 05:08	1330-20-7	
m&p-Xylene	**10.2**	ug/L	10.0	1		10/30/08 05:08	1330-20-7	
o-Xylene	ND	ug/L	5.0	1		10/30/08 05:08	95-47-6	
Dibromofluoromethane (S)	101	%	85-115	1		10/30/08 05:08	1868-53-7	
Toluene-d8 (S)	103	%	70-120	1		10/30/08 05:08	2037-26-5	
4-Bromofluorobenzene (S)	95	%	87-109	1		10/30/08 05:08	460-00-4	
1,2-Dichloroethane-d4 (S)	105	%	79-120	1		10/30/08 05:08	17060-07-0	

This report shall not be reproduced, except in full,
without the written consent of Pace Analytical Services, Inc..

ACCREDITED IN ACCORDANCE WITH nelac

Pace Analytical
www.pacelabs.com

Pace Analytical Services, Inc.
2225 Riverside Dr.
Asheville, NC 28804
(828)254-7176

Pace Analytical Services, Inc.
9800 Kincey Ave. Suite 100
Huntersville, NC 28078
(704)875-9092

ANALYTICAL RESULTS

Project: CLOUD'S CHEVERON
Pace Project No.: 9230783

Sample: DW-7 **Lab ID: 9230783069** Collected: 10/21/08 13:53 Received: 10/24/08 15:40 Matrix: Water

Parameters	Results	Units	Report Limit	DF	Prepared	Analyzed	CAS No.	Qual
8011 GCS EDB and DBCP	Analytical Method: EPA 8011 Preparation Method: EPA 8011							
1,2-Dibromoethane (EDB)	ND	ug/L	0.019	1	11/04/08 14:13	11/04/08 16:33	106-93-4	
1-Chloro-2-bromopropane (S)	84	%	60-140	1	11/04/08 14:13	11/04/08 16:33	301-79-56	
8260 MSV Oxygenates	Analytical Method: EPA 8260							
tert-Amyl Alcohol	ND	ug/L	100	1		10/30/08 05:26	75-85-4	
tert-Amylmethyl ether	ND	ug/L	10.0	1		10/30/08 05:26	994-05-8	
Benzene	ND	ug/L	5.0	1		10/30/08 05:26	71-43-2	
3,3-Dimethyl-1-Butanol	ND	ug/L	100	1		10/30/08 05:26	624-95-3	
tert-Butyl Alcohol	ND	ug/L	100	1		10/30/08 05:26	75-65-0	
tert-Butyl Formate	ND	ug/L	50.0	1		10/30/08 05:26	762-75-4	
Diisopropyl ether	ND	ug/L	5.0	1		10/30/08 05:26	108-20-3	
Ethanol	ND	ug/L	200	1		10/30/08 05:26	64-17-5	
Ethylbenzene	ND	ug/L	5.0	1		10/30/08 05:26	100-41-4	
Ethyl-tert-butyl ether	ND	ug/L	10.0	1		10/30/08 05:26	637-92-3	
Methyl-tert-butyl ether	ND	ug/L	5.0	1		10/30/08 05:26	1634-04-4	
Naphthalene	ND	ug/L	5.0	1		10/30/08 05:26	91-20-3	
Toluene	ND	ug/L	5.0	1		10/30/08 05:26	108-88-3	
Xylene (Total)	ND	ug/L	10.0	1		10/30/08 05:26	1330-20-7	
m&p-Xylene	ND	ug/L	10.0	1		10/30/08 05:26	1330-20-7	
o-Xylene	ND	ug/L	5.0	1		10/30/08 05:26	95-47-6	
Dibromofluoromethane (S)	101	%	85-115	1		10/30/08 05:26	1868-53-7	
Toluene-d8 (S)	101	%	70-120	1		10/30/08 05:26	2037-26-5	
4-Bromofluorobenzene (S)	100	%	87-109	1		10/30/08 05:26	460-00-4	
1,2-Dichloroethane-d4 (S)	102	%	79-120	1		10/30/08 05:26	17060-07-0	

This report shall not be reproduced, except in full,
without the written consent of Pace Analytical Services, Inc..

ACCREDITED IN ACCORDANCE WITH nelac

Pace Analytical®
www.pacelabs.com

Pace Analytical Services, Inc.
2225 Riverside Dr.
Asheville, NC 28804
(828)254-7176

Pace Analytical Services, Inc.
9800 Kincey Ave. Suite 100
Huntersville, NC 28078
(704)875-9092

ANALYTICAL RESULTS

Project: CLOUD'S CHEVERON
Pace Project No.: 9230783

Sample: DW-8 **Lab ID: 9230783070** Collected: 10/21/08 11:13 Received: 10/24/08 15:40 Matrix: Water

Parameters	Results	Units	Report Limit	DF	Prepared	Analyzed	CAS No.	Qual
8011 GCS EDB and DBCP	Analytical Method: EPA 8011 Preparation Method: EPA 8011							
1,2-Dibromoethane (EDB)	ND	ug/L	0.019	1	11/04/08 14:13	11/04/08 16:57	106-93-4	
1-Chloro-2-bromopropane (S)	92	%	60-140	1	11/04/08 14:13	11/04/08 16:57	301-79-56	
8260 MSV Oxygenates	Analytical Method: EPA 8260							
tert-Amyl Alcohol	ND	ug/L	100	1		10/30/08 05:43	75-85-4	
tert-Amylmethyl ether	ND	ug/L	10.0	1		10/30/08 05:43	994-05-8	
Benzene	ND	ug/L	5.0	1		10/30/08 05:43	71-43-2	
3,3-Dimethyl-1-Butanol	ND	ug/L	100	1		10/30/08 05:43	624-95-3	
tert-Butyl Alcohol	ND	ug/L	100	1		10/30/08 05:43	75-65-0	
tert-Butyl Formate	ND	ug/L	50.0	1		10/30/08 05:43	762-75-4	
Diisopropyl ether	ND	ug/L	5.0	1		10/30/08 05:43	108-20-3	
Ethanol	ND	ug/L	200	1		10/30/08 05:43	64-17-5	
Ethylbenzene	ND	ug/L	5.0	1		10/30/08 05:43	100-41-4	
Ethyl-tert-butyl ether	ND	ug/L	10.0	1		10/30/08 05:43	637-92-3	
Methyl-tert-butyl ether	ND	ug/L	5.0	1		10/30/08 05:43	1634-04-4	
Naphthalene	ND	ug/L	5.0	1		10/30/08 05:43	91-20-3	
Toluene	ND	ug/L	5.0	1		10/30/08 05:43	108-88-3	
Xylene (Total)	ND	ug/L	10.0	1		10/30/08 05:43	1330-20-7	
m&p-Xylene	ND	ug/L	10.0	1		10/30/08 05:43	1330-20-7	
o-Xylene	ND	ug/L	5.0	1		10/30/08 05:43	95-47-6	
Dibromofluoromethane (S)	102	%	85-115	1		10/30/08 05:43	1868-53-7	
Toluene-d8 (S)	98	%	70-120	1		10/30/08 05:43	2037-26-5	
4-Bromofluorobenzene (S)	96	%	87-109	1		10/30/08 05:43	460-00-4	
1,2-Dichloroethane-d4 (S)	107	%	79-120	1		10/30/08 05:43	17060-07-0	

This report shall not be reproduced, except in full,
without the written consent of Pace Analytical Services, Inc..

ACCREDITED IN ACCORDANCE WITH NELAC

Pace Analytical®
www.pacelabs.com

Pace Analytical Services, Inc.
2225 Riverside Dr.
Asheville, NC 28804
(828)254-7176

Pace Analytical Services, Inc.
9800 Kincey Ave. Suite 100
Huntersville, NC 28078
(704)875-9092

ANALYTICAL RESULTS

Project: CLOUD'S CHEVERON
Pace Project No.: 9230783

Sample: DW-9 **Lab ID: 9230783071** Collected: 10/21/08 11:28 Received: 10/24/08 15:40 Matrix: Water

Parameters	Results	Units	Report Limit	DF	Prepared	Analyzed	CAS No.	Qual
8011 GCS EDB and DBCP	Analytical Method: EPA 8011 Preparation Method: EPA 8011							
1,2-Dibromoethane (EDB)	ND	ug/L	0.019	1	11/04/08 14:13	11/04/08 17:08	106-93-4	
1-Chloro-2-bromopropane (S)	85	%	60-140	1	11/04/08 14:13	11/04/08 17:08	301-79-56	
8260 MSV Oxygenates	Analytical Method: EPA 8260							
tert-Amyl Alcohol	ND	ug/L	100	1		10/30/08 06:00	75-85-4	
tert-Amylmethyl ether	ND	ug/L	10.0	1		10/30/08 06:00	994-05-8	
Benzene	ND	ug/L	5.0	1		10/30/08 06:00	71-43-2	
3,3-Dimethyl-1-Butanol	ND	ug/L	100	1		10/30/08 06:00	624-95-3	
tert-Butyl Alcohol	ND	ug/L	100	1		10/30/08 06:00	75-65-0	
tert-Butyl Formate	ND	ug/L	50.0	1		10/30/08 06:00	762-75-4	
Diisopropyl ether	ND	ug/L	5.0	1		10/30/08 06:00	108-20-3	
Ethanol	ND	ug/L	200	1		10/30/08 06:00	64-17-5	
Ethylbenzene	ND	ug/L	5.0	1		10/30/08 06:00	100-41-4	
Ethyl-tert-butyl ether	ND	ug/L	10.0	1		10/30/08 06:00	637-92-3	
Methyl-tert-butyl ether	ND	ug/L	5.0	1		10/30/08 06:00	1634-04-4	
Naphthalene	**6.4**	ug/L	5.0	1		10/30/08 06:00	91-20-3	
Toluene	ND	ug/L	5.0	1		10/30/08 06:00	108-88-3	
Xylene (Total)	ND	ug/L	10.0	1		10/30/08 06:00	1330-20-7	
m&p-Xylene	ND	ug/L	10.0	1		10/30/08 06:00	1330-20-7	
o-Xylene	ND	ug/L	5.0	1		10/30/08 06:00	95-47-6	
Dibromofluoromethane (S)	101	%	85-115	1		10/30/08 06:00	1868-53-7	
Toluene-d8 (S)	103	%	70-120	1		10/30/08 06:00	2037-26-5	
4-Bromofluorobenzene (S)	99	%	87-109	1		10/30/08 06:00	460-00-4	
1,2-Dichloroethane-d4 (S)	109	%	79-120	1		10/30/08 06:00	17060-07-0	

This report shall not be reproduced, except in full,
without the written consent of Pace Analytical Services, Inc..

ACCREDITED IN ACCORDANCE WITH nelac

Pace Analytical®
www.pacelabs.com

Pace Analytical Services, Inc.
2225 Riverside Dr.
Asheville, NC 28804
(828)254-7176

Pace Analytical Services, Inc.
9800 Kincey Ave. Suite 100
Huntersville, NC 28078
(704)875-9092

ANALYTICAL RESULTS

Project: CLOUD'S CHEVERON
Pace Project No.: 9230783

Sample: SW-1 **Lab ID: 9230783072** Collected: 10/21/08 13:55 Received: 10/24/08 15:40 Matrix: Water

Parameters	Results	Units	Report Limit	DF	Prepared	Analyzed	CAS No.	Qual
8011 GCS EDB and DBCP	Analytical Method: EPA 8011 Preparation Method: EPA 8011							
1,2-Dibromoethane (EDB)	ND	ug/L	0.019	1	11/04/08 14:13	11/04/08 17:20	106-93-4	
1-Chloro-2-bromopropane (S)	94	%	60-140	1	11/04/08 14:13	11/04/08 17:20	301-79-56	
8260 MSV Oxygenates	Analytical Method: EPA 8260							
tert-Amyl Alcohol	**367**	ug/L	200	2		11/03/08 12:12	75-85-4	
tert-Amylmethyl ether	ND	ug/L	20.0	2		11/03/08 12:12	994-05-8	
Benzene	**229**	ug/L	10.0	2		11/03/08 12:12	71-43-2	
3,3-Dimethyl-1-Butanol	ND	ug/L	200	2		11/03/08 12:12	624-95-3	
tert-Butyl Alcohol	**442**	ug/L	200	2		11/03/08 12:12	75-65-0	
tert-Butyl Formate	ND	ug/L	100	2		11/03/08 12:12	762-75-4	
Diisopropyl ether	**42.9**	ug/L	10.0	2		11/03/08 12:12	108-20-3	
Ethanol	ND	ug/L	1000	5		11/01/08 15:57	64-17-5	
Ethylbenzene	**22.2**	ug/L	10.0	2		11/03/08 12:12	100-41-4	
Ethyl-tert-butyl ether	ND	ug/L	20.0	2		11/03/08 12:12	637-92-3	
Methyl-tert-butyl ether	**54.3**	ug/L	10.0	2		11/03/08 12:12	1634-04-4	
Naphthalene	**19.8**	ug/L	10.0	2		11/03/08 12:12	91-20-3	
Toluene	**22.9**	ug/L	10.0	2		11/03/08 12:12	108-88-3	
Xylene (Total)	**38.9**	ug/L	20.0	2		11/03/08 12:12	1330-20-7	
m&p-Xylene	**23.6**	ug/L	20.0	2		11/03/08 12:12	1330-20-7	
o-Xylene	**15.3**	ug/L	10.0	2		11/03/08 12:12	95-47-6	
Dibromofluoromethane (S)	99	%	85-115	2		11/03/08 12:12	1868-53-7	
Toluene-d8 (S)	102	%	70-120	2		11/03/08 12:12	2037-26-5	
4-Bromofluorobenzene (S)	98	%	87-109	2		11/03/08 12:12	460-00-4	
1,2-Dichloroethane-d4 (S)	100	%	79-120	2		11/03/08 12:12	17060-07-0	

This report shall not be reproduced, except in full,
without the written consent of Pace Analytical Services, Inc..

ACCREDITED IN ACCORDANCE WITH nelac

Pace Analytical®
www.pacelabs.com

Pace Analytical Services, Inc.
2225 Riverside Dr.
Asheville, NC 28804
(828)254-7176

Pace Analytical Services, Inc.
9800 Kincey Ave. Suite 100
Huntersville, NC 28078
(704)875-9092

QUALITY CONTROL DATA

Project: CLOUD'S CHEVERON
Pace Project No.: 9230783

QC Batch: OEXT/4841 Analysis Method: EPA 8011
QC Batch Method: EPA 8011 Analysis Description: GCS 8011 EDB DBCP
Associated Lab Samples: 9230783001, 9230783002, 9230783003, 9230783004, 9230783013, 9230783014, 9230783015, 9230783016

METHOD BLANK: 188756 Matrix: Water
Associated Lab Samples: 9230783001, 9230783002, 9230783003, 9230783004, 9230783013, 9230783014, 9230783015, 9230783016

Parameter	Units	Blank Result	Reporting Limit	Analyzed	Qualifiers
1,2-Dibromoethane (EDB)	ug/L	ND	0.020	10/31/08 08:47	
1-Chloro-2-bromopropane (S)	%	84	60-140	10/31/08 08:47	

LABORATORY CONTROL SAMPLE & LCSD: 188757 188758

Parameter	Units	Spike Conc.	LCS Result	LCSD Result	LCS % Rec	LCSD % Rec	% Rec Limits	RPD	Max RPD	Qualifiers
1,2-Dibromoethane (EDB)	ug/L	.29	0.25	0.28	86	96	60-140	12	20	
1-Chloro-2-bromopropane (S)	%				88	89	60-140			

MATRIX SPIKE & MATRIX SPIKE DUPLICATE: 188759 188760

Parameter	Units	9230436010 Result	MS Spike Conc.	MSD Spike Conc.	MS Result	MSD Result	MS % Rec	MSD % Rec	% Rec Limits	RPD	Max RPD	Qual
1,2-Dibromoethane (EDB)	ug/L	ND	.27	.27	0.23	0.24	84	88	60-140	5	20	
1-Chloro-2-bromopropane (S)	%						87	89	60-140			

SAMPLE DUPLICATE: 188761

Parameter	Units	9230786001 Result	Dup Result	RPD	Max RPD	Qualifiers
1,2-Dibromoethane (EDB)	ug/L	ND	ND		20	
1-Chloro-2-bromopropane (S)	%		97	.2		

This report shall not be reproduced, except in full,
without the written consent of Pace Analytical Services, Inc..

ACCREDITED IN ACCORDANCE WITH nelac

Pace Analytical®
www.pacelabs.com

Pace Analytical Services, Inc.
2225 Riverside Dr.
Asheville, NC 28804
(828)254-7176

Pace Analytical Services, Inc.
9800 Kincey Ave. Suite 100
Huntersville, NC 28078
(704)875-9092

QUALITY CONTROL DATA

Project: CLOUD'S CHEVERON
Pace Project No.: 9230783

QC Batch: OEXT/4842 Analysis Method: EPA 8011
QC Batch Method: EPA 8011 Analysis Description: GCS 8011 EDB DBCP
Associated Lab Samples: 9230783017, 9230783018, 9230783019, 9230783020, 9230783021, 9230783022, 9230783023, 9230783024, 9230783025, 9230783026, 9230783027, 9230783028, 9230783029, 9230783030, 9230783031, 9230783032, 9230783033, 9230783034, 9230783035, 9230783061

METHOD BLANK: 188762 Matrix: Water
Associated Lab Samples: 9230783017, 9230783018, 9230783019, 9230783020, 9230783021, 9230783022, 9230783023, 9230783024, 9230783025, 9230783026, 9230783027, 9230783028, 9230783029, 9230783030, 9230783031, 9230783032, 9230783033, 9230783034, 9230783035, 9230783061

Parameter	Units	Blank Result	Reporting Limit	Analyzed	Qualifiers
1,2-Dibromoethane (EDB)	ug/L	ND	0.020	10/31/08 21:52	
1-Chloro-2-bromopropane (S)	%	90	60-140	10/31/08 21:52	

LABORATORY CONTROL SAMPLE & LCSD: 188763 188764

Parameter	Units	Spike Conc.	LCS Result	LCSD Result	LCS % Rec	LCSD % Rec	% Rec Limits	RPD	Max RPD	Qualifiers
1,2-Dibromoethane (EDB)	ug/L	.29	0.24	0.28	84	98	60-140	14	20	
1-Chloro-2-bromopropane (S)	%				87	92	60-140			

MATRIX SPIKE & MATRIX SPIKE DUPLICATE: 188765 188766

Parameter	Units	9230783017 Result	MS Spike Conc.	MSD Spike Conc.	MS Result	MSD Result	MS % Rec	MSD % Rec	% Rec Limits	RPD	Max RPD	Qual
1,2-Dibromoethane (EDB)	ug/L	0.47	.28	.28	0.71	0.71	87	87	60-140	0	20	
1-Chloro-2-bromopropane (S)	%						87	85	60-140			

SAMPLE DUPLICATE: 188767

Parameter	Units	9230783018 Result	Dup Result	RPD	Max RPD	Qualifiers
1,2-Dibromoethane (EDB)	ug/L	ND	ND		20	
1-Chloro-2-bromopropane (S)	%		80	.2		

This report shall not be reproduced, except in full,
without the written consent of Pace Analytical Services, Inc..

ACCREDITED IN ACCORDANCE WITH nelac

Pace Analytical®
www.pacelabs.com

Pace Analytical Services, Inc.
2225 Riverside Dr.
Asheville, NC 28804
(828)254-7176

Pace Analytical Services, Inc.
9800 Kincey Ave. Suite 100
Huntersville, NC 28078
(704)875-9092

QUALITY CONTROL DATA

Project: CLOUD'S CHEVERON
Pace Project No.: 9230783

QC Batch: MSV/5053 Analysis Method: EPA 8260
QC Batch Method: EPA 8260 Analysis Description: 8260 MSV Oxygenates
Associated Lab Samples: 9230783001, 9230783002, 9230783004, 9230783005, 9230783006, 9230783007, 9230783008, 9230783009, 9230783011, 9230783012, 9230783018, 9230783020, 9230783021, 9230783022, 9230783023, 9230783030, 9230783035, 9230783036, 9230783037, 9230783038

METHOD BLANK: 189031 Matrix: Water
Associated Lab Samples: 9230783001, 9230783002, 9230783004, 9230783005, 9230783006, 9230783007, 9230783008, 9230783009, 9230783011, 9230783012, 9230783018, 9230783020, 9230783021, 9230783022, 9230783023, 9230783030, 9230783035, 9230783036, 9230783037, 9230783038

Parameter	Units	Blank Result	Reporting Limit	Analyzed	Qualifiers
3,3-Dimethyl-1-Butanol	ug/L	ND	100	10/28/08 12:11	
Benzene	ug/L	ND	5.0	10/28/08 12:11	
Diisopropyl ether	ug/L	ND	5.0	10/28/08 12:11	
Ethanol	ug/L	ND	200	10/28/08 12:11	
Ethyl-tert-butyl ether	ug/L	ND	10.0	10/28/08 12:11	
Ethylbenzene	ug/L	ND	5.0	10/28/08 12:11	
m&p-Xylene	ug/L	ND	10.0	10/28/08 12:11	
Methyl-tert-butyl ether	ug/L	ND	5.0	10/28/08 12:11	
Naphthalene	ug/L	ND	5.0	10/28/08 12:11	
o-Xylene	ug/L	ND	5.0	10/28/08 12:11	
tert-Amyl Alcohol	ug/L	ND	100	10/28/08 12:11	
tert-Amylmethyl ether	ug/L	ND	10.0	10/28/08 12:11	
tert-Butyl Alcohol	ug/L	ND	100	10/28/08 12:11	
tert-Butyl Formate	ug/L	ND	50.0	10/28/08 12:11	
Toluene	ug/L	ND	5.0	10/28/08 12:11	
Xylene (Total)	ug/L	ND	10.0	10/28/08 12:11	
1,2-Dichloroethane-d4 (S)	%	94	79-120	10/28/08 12:11	
4-Bromofluorobenzene (S)	%	96	87-109	10/28/08 12:11	
Dibromofluoromethane (S)	%	89	85-115	10/28/08 12:11	
Toluene-d8 (S)	%	103	70-120	10/28/08 12:11	

LABORATORY CONTROL SAMPLE: 189032

Parameter	Units	Spike Conc.	LCS Result	LCS % Rec	% Rec Limits	Qualifiers
3,3-Dimethyl-1-Butanol	ug/L	1000	781	78	55-148	
Benzene	ug/L	50	42.9	86	78-128	
Diisopropyl ether	ug/L	50	42.4	85	74-131	
Ethanol	ug/L	2000	3240	162	53-150	L1
Ethyl-tert-butyl ether	ug/L	100	83.8	84	77-136	
Ethylbenzene	ug/L	50	46.3	93	80-127	
m&p-Xylene	ug/L	100	88.7	89	82-127	
Methyl-tert-butyl ether	ug/L	50	41.9	84	71-130	
Naphthalene	ug/L	50	50.4	101	52-136	
o-Xylene	ug/L	50	45.6	91	83-124	
tert-Amyl Alcohol	ug/L	1000	880	88	50-150	
tert-Amylmethyl ether	ug/L	100	88.3	88	50-150	
tert-Butyl Alcohol	ug/L	500	350	70	50-150	
tert-Butyl Formate	ug/L	200	83.8	42	50-150	L2

This report shall not be reproduced, except in full,
without the written consent of Pace Analytical Services, Inc..

ACCREDITED IN ACCORDANCE WITH nelac

Pace Analytical®
www.pacelabs.com

Pace Analytical Services, Inc.
2225 Riverside Dr.
Asheville, NC 28804
(828)254-7176

Pace Analytical Services, Inc.
9800 Kincey Ave. Suite 100
Huntersville, NC 28078
(704)875-9092

QUALITY CONTROL DATA

Project: CLOUD'S CHEVERON
Pace Project No.: 9230783

LABORATORY CONTROL SAMPLE: 189032

Parameter	Units	Spike Conc.	LCS Result	LCS % Rec	% Rec Limits	Qualifiers
Toluene	ug/L	50	43.3	87	76-126	
Xylene (Total)	ug/L	150	134	90	83-125	
1,2-Dichloroethane-d4 (S)	%			86	79-120	
4-Bromofluorobenzene (S)	%			98	87-109	
Dibromofluoromethane (S)	%			87	85-115	
Toluene-d8 (S)	%			101	70-120	

MATRIX SPIKE & MATRIX SPIKE DUPLICATE: 189033 189034

Parameter	Units	9230783009 Result	MS Spike Conc.	MSD Spike Conc.	MS Result	MSD Result	MS % Rec	MSD % Rec	% Rec Limits	RPD	Max RPD	Qual
Benzene	ug/L	15.1	50	50	63.5	67.3	97	104	74-136	6	30	
Toluene	ug/L	ND	50	50	51.1	56.4	97	108	73-131	10	30	
1,2-Dichloroethane-d4 (S)	%						92	93	79-120			
4-Bromofluorobenzene (S)	%						97	97	87-109			
Dibromofluoromethane (S)	%						87	86	85-115			
Toluene-d8 (S)	%						101	102	70-120			

This report shall not be reproduced, except in full,
without the written consent of Pace Analytical Services, Inc..

ACCREDITED IN ACCORDANCE WITH nelac

Pace Analytical®
www.pacelabs.com

Pace Analytical Services, Inc.
2225 Riverside Dr.
Asheville, NC 28804
(828)254-7176

Pace Analytical Services, Inc.
9800 Kincey Ave. Suite 100
Huntersville, NC 28078
(704)875-9092

QUALITY CONTROL DATA

Project: CLOUD'S CHEVERON
Pace Project No.: 9230783

QC Batch: MSV/5054 Analysis Method: EPA 8260
QC Batch Method: EPA 8260 Analysis Description: 8260 MSV Oxygenates
Associated Lab Samples: 9230783013, 9230783014, 9230783016, 9230783017

METHOD BLANK: 189039 Matrix: Water
Associated Lab Samples: 9230783013, 9230783014, 9230783016, 9230783017

Parameter	Units	Blank Result	Reporting Limit	Analyzed	Qualifiers
3,3-Dimethyl-1-Butanol	ug/L	ND	100	10/28/08 12:11	
Benzene	ug/L	ND	5.0	10/28/08 12:11	
Diisopropyl ether	ug/L	ND	5.0	10/28/08 12:11	
Ethanol	ug/L	ND	200	10/28/08 12:11	
Ethyl-tert-butyl ether	ug/L	ND	10.0	10/28/08 12:11	
Ethylbenzene	ug/L	ND	5.0	10/28/08 12:11	
m&p-Xylene	ug/L	ND	10.0	10/28/08 12:11	
Methyl-tert-butyl ether	ug/L	ND	5.0	10/28/08 12:11	
Naphthalene	ug/L	ND	5.0	10/28/08 12:11	
o-Xylene	ug/L	ND	5.0	10/28/08 12:11	
tert-Amyl Alcohol	ug/L	ND	100	10/28/08 12:11	
tert-Amylmethyl ether	ug/L	ND	10.0	10/28/08 12:11	
tert-Butyl Alcohol	ug/L	ND	100	10/28/08 12:11	
tert-Butyl Formate	ug/L	ND	50.0	10/28/08 12:11	
Toluene	ug/L	ND	5.0	10/28/08 12:11	
Xylene (Total)	ug/L	ND	10.0	10/28/08 12:11	
1,2-Dichloroethane-d4 (S)	%	94	79-120	10/28/08 12:11	
4-Bromofluorobenzene (S)	%	96	87-109	10/28/08 12:11	
Dibromofluoromethane (S)	%	89	85-115	10/28/08 12:11	
Toluene-d8 (S)	%	103	70-120	10/28/08 12:11	

LABORATORY CONTROL SAMPLE: 189040

Parameter	Units	Spike Conc.	LCS Result	LCS % Rec	% Rec Limits	Qualifiers
3,3-Dimethyl-1-Butanol	ug/L	1000	781	78	55-148	
Benzene	ug/L	50	42.9	86	78-128	
Diisopropyl ether	ug/L	50	42.4	85	74-131	
Ethanol	ug/L	2000	3240	162	53-150	L1
Ethyl-tert-butyl ether	ug/L	100	83.8	84	77-136	
Ethylbenzene	ug/L	50	46.3	93	80-127	
m&p-Xylene	ug/L	100	88.7	89	82-127	
Methyl-tert-butyl ether	ug/L	50	41.9	84	71-130	
Naphthalene	ug/L	50	50.4	101	52-136	
o-Xylene	ug/L	50	45.6	91	83-124	
tert-Amyl Alcohol	ug/L	1000	880	88	50-150	
tert-Amylmethyl ether	ug/L	100	88.3	88	50-150	
tert-Butyl Alcohol	ug/L	500	350	70	50-150	
tert-Butyl Formate	ug/L	200	83.8	42	50-150	L2
Toluene	ug/L	50	43.3	87	76-126	
Xylene (Total)	ug/L	150	134	90	83-125	
1,2-Dichloroethane-d4 (S)	%			86	79-120	

This report shall not be reproduced, except in full,
without the written consent of Pace Analytical Services, Inc..

ACCREDITED IN ACCORDANCE WITH nelac

Pace Analytical®
www.pacelabs.com

Pace Analytical Services, Inc.
2225 Riverside Dr.
Asheville, NC 28804
(828)254-7176

Pace Analytical Services, Inc.
9800 Kincey Ave. Suite 100
Huntersville, NC 28078
(704)875-9092

QUALITY CONTROL DATA

Project: CLOUD'S CHEVERON
Pace Project No.: 9230783

LABORATORY CONTROL SAMPLE: 189040

Parameter	Units	Spike Conc.	LCS Result	LCS % Rec	% Rec Limits	Qualifiers
4-Bromofluorobenzene (S)	%			98	87-109	
Dibromofluoromethane (S)	%			87	85-115	
Toluene-d8 (S)	%			101	70-120	

This report shall not be reproduced, except in full,
without the written consent of Pace Analytical Services, Inc..

ACCREDITED IN ACCORDANCE WITH nelac

Pace Analytical®
www.pacelabs.com

Pace Analytical Services, Inc.
2225 Riverside Dr.
Asheville, NC 28804
(828)254-7176

Pace Analytical Services, Inc.
9800 Kincey Ave. Suite 100
Huntersville, NC 28078
(704)875-9092

QUALITY CONTROL DATA

Project: CLOUD'S CHEVERON
Pace Project No.: 9230783

QC Batch: MSV/5055 Analysis Method: EPA 8260
QC Batch Method: EPA 8260 Analysis Description: 8260 MSV Oxygenates
Associated Lab Samples: 9230783039, 9230783040, 9230783041, 9230783042, 9230783043, 9230783044, 9230783045, 9230783046, 9230783047, 9230783049, 9230783050, 9230783051, 9230783052

METHOD BLANK: 189202 Matrix: Water
Associated Lab Samples: 9230783039, 9230783040, 9230783041, 9230783042, 9230783043, 9230783044, 9230783045, 9230783046, 9230783047, 9230783049, 9230783050, 9230783051, 9230783052

Parameter	Units	Blank Result	Reporting Limit	Analyzed	Qualifiers
3,3-Dimethyl-1-Butanol	ug/L	ND	100	10/29/08 00:23	
Benzene	ug/L	ND	5.0	10/29/08 00:23	
Diisopropyl ether	ug/L	ND	5.0	10/29/08 00:23	
Ethanol	ug/L	ND	200	10/29/08 00:23	
Ethyl-tert-butyl ether	ug/L	ND	10.0	10/29/08 00:23	
Ethylbenzene	ug/L	ND	5.0	10/29/08 00:23	
m&p-Xylene	ug/L	ND	10.0	10/29/08 00:23	
Methyl-tert-butyl ether	ug/L	ND	5.0	10/29/08 00:23	
Naphthalene	ug/L	ND	5.0	10/29/08 00:23	
o-Xylene	ug/L	ND	5.0	10/29/08 00:23	
tert-Amyl Alcohol	ug/L	ND	100	10/29/08 00:23	
tert-Amylmethyl ether	ug/L	ND	10.0	10/29/08 00:23	
tert-Butyl Alcohol	ug/L	ND	100	10/29/08 00:23	
tert-Butyl Formate	ug/L	ND	50.0	10/29/08 00:23	
Toluene	ug/L	ND	5.0	10/29/08 00:23	
Xylene (Total)	ug/L	ND	10.0	10/29/08 00:23	
1,2-Dichloroethane-d4 (S)	%	96	79-120	10/29/08 00:23	
4-Bromofluorobenzene (S)	%	96	87-109	10/29/08 00:23	
Dibromofluoromethane (S)	%	90	85-115	10/29/08 00:23	
Toluene-d8 (S)	%	102	70-120	10/29/08 00:23	

LABORATORY CONTROL SAMPLE: 189203

Parameter	Units	Spike Conc.	LCS Result	LCS % Rec	% Rec Limits	Qualifiers
3,3-Dimethyl-1-Butanol	ug/L	1000	887	89	55-148	
Benzene	ug/L	50	43.6	87	78-128	
Diisopropyl ether	ug/L	50	43.2	86	74-131	
Ethanol	ug/L	2000	2840	142	53-150	
Ethyl-tert-butyl ether	ug/L	100	86.7	87	77-136	
Ethylbenzene	ug/L	50	46.7	93	80-127	
m&p-Xylene	ug/L	100	88.9	89	82-127	
Methyl-tert-butyl ether	ug/L	50	44.2	88	71-130	
Naphthalene	ug/L	50	54.7	109	52-136	
o-Xylene	ug/L	50	46.1	92	83-124	
tert-Amyl Alcohol	ug/L	1000	996	100	50-150	
tert-Amylmethyl ether	ug/L	100	92.5	92	50-150	
tert-Butyl Alcohol	ug/L	500	385	77	50-150	
tert-Butyl Formate	ug/L	200	92.9	46	50-150	L2
Toluene	ug/L	50	43.9	88	76-126	
Xylene (Total)	ug/L	150	135	90	83-125	

This report shall not be reproduced, except in full,
without the written consent of Pace Analytical Services, Inc..

ACCREDITED IN ACCORDANCE WITH nelac

Pace Analytical®
www.pacelabs.com

Pace Analytical Services, Inc.
2225 Riverside Dr.
Asheville, NC 28804
(828)254-7176

Pace Analytical Services, Inc.
9800 Kincey Ave. Suite 100
Huntersville, NC 28078
(704)875-9092

QUALITY CONTROL DATA

Project: CLOUD'S CHEVERON
Pace Project No.: 9230783

LABORATORY CONTROL SAMPLE: 189203

Parameter	Units	Spike Conc.	LCS Result	LCS % Rec	% Rec Limits	Qualifiers
1,2-Dichloroethane-d4 (S)	%			94	79-120	
4-Bromofluorobenzene (S)	%			99	87-109	
Dibromofluoromethane (S)	%			100	85-115	
Toluene-d8 (S)	%			101	70-120	

MATRIX SPIKE & MATRIX SPIKE DUPLICATE: 189204 189205

Parameter	Units	9230783047 Result	MS Spike Conc.	MSD Spike Conc.	MS Result	MSD Result	MS % Rec	MSD % Rec	% Rec Limits	RPD	Max RPD	Qual
Benzene	ug/L	ND	50	50	51.9	48.8	104	98	74-136	6	30	
Toluene	ug/L	ND	50	50	52.2	49.2	104	98	73-131	6	30	
1,2-Dichloroethane-d4 (S)	%						92	93	79-120			
4-Bromofluorobenzene (S)	%						96	97	87-109			
Dibromofluoromethane (S)	%						87	86	85-115			
Toluene-d8 (S)	%						100	101	70-120			

This report shall not be reproduced, except in full,
without the written consent of Pace Analytical Services, Inc..

ACCREDITED IN ACCORDANCE WITH nelac

Pace Analytical®
www.pacelabs.com

Pace Analytical Services, Inc.
2225 Riverside Dr.
Asheville, NC 28804
(828)254-7176

Pace Analytical Services, Inc.
9800 Kincey Ave. Suite 100
Huntersville, NC 28078
(704)875-9092

QUALITY CONTROL DATA

Project: CLOUD'S CHEVERON
Pace Project No.: 9230783

QC Batch: MSV/5056 Analysis Method: EPA 8260
QC Batch Method: EPA 8260 Analysis Description: 8260 MSV Oxygenates
Associated Lab Samples: 9230783026, 9230783027, 9230783031

METHOD BLANK: 189211 Matrix: Water
Associated Lab Samples: 9230783026, 9230783027, 9230783031

Parameter	Units	Blank Result	Reporting Limit	Analyzed	Qualifiers
3,3-Dimethyl-1-Butanol	ug/L	ND	100	10/29/08 00:23	
Benzene	ug/L	ND	5.0	10/29/08 00:23	
Diisopropyl ether	ug/L	ND	5.0	10/29/08 00:23	
Ethanol	ug/L	ND	200	10/29/08 00:23	
Ethyl-tert-butyl ether	ug/L	ND	10.0	10/29/08 00:23	
Ethylbenzene	ug/L	ND	5.0	10/29/08 00:23	
m&p-Xylene	ug/L	ND	10.0	10/29/08 00:23	
Methyl-tert-butyl ether	ug/L	ND	5.0	10/29/08 00:23	
Naphthalene	ug/L	ND	5.0	10/29/08 00:23	
o-Xylene	ug/L	ND	5.0	10/29/08 00:23	
tert-Amyl Alcohol	ug/L	ND	100	10/29/08 00:23	
tert-Amylmethyl ether	ug/L	ND	10.0	10/29/08 00:23	
tert-Butyl Alcohol	ug/L	ND	100	10/29/08 00:23	
tert-Butyl Formate	ug/L	ND	50.0	10/29/08 00:23	
Toluene	ug/L	ND	5.0	10/29/08 00:23	
Xylene (Total)	ug/L	ND	10.0	10/29/08 00:23	
1,2-Dichloroethane-d4 (S)	%	96	79-120	10/29/08 00:23	
4-Bromofluorobenzene (S)	%	96	87-109	10/29/08 00:23	
Dibromofluoromethane (S)	%	90	85-115	10/29/08 00:23	
Toluene-d8 (S)	%	102	70-120	10/29/08 00:23	

LABORATORY CONTROL SAMPLE: 189212

Parameter	Units	Spike Conc.	LCS Result	LCS % Rec	% Rec Limits	Qualifiers
3,3-Dimethyl-1-Butanol	ug/L	1000	867	87	55-148	
Benzene	ug/L	50	43.6	87	78-128	
Diisopropyl ether	ug/L	50	43.2	86	74-131	
Ethanol	ug/L	2000	2840	142	53-150	
Ethyl-tert-butyl ether	ug/L	100	86.7	87	77-136	
Ethylbenzene	ug/L	50	46.7	93	80-127	
m&p-Xylene	ug/L	100	88.9	89	82-127	
Methyl-tert-butyl ether	ug/L	50	44.2	88	71-130	
Naphthalene	ug/L	50	54.7	109	52-136	
o-Xylene	ug/L	50	46.1	92	83-124	
tert-Amyl Alcohol	ug/L	1000	996	100	50-150	
tert-Amylmethyl ether	ug/L	100	92.5	92	50-150	
tert-Butyl Alcohol	ug/L	500	385	77	50-150	
tert-Butyl Formate	ug/L	200	92.9	46	50-150	L2
Toluene	ug/L	50	43.9	88	76-126	
Xylene (Total)	ug/L	150	135	90	83-125	
1,2-Dichloroethane-d4 (S)	%			94	79-120	

This report shall not be reproduced, except in full,
without the written consent of Pace Analytical Services, Inc..

ACCREDITED IN ACCORDANCE WITH nelac

Pace Analytical®
www.pacelabs.com

Pace Analytical Services, Inc.
2225 Riverside Dr.
Asheville, NC 28804
(828)254-7176

Pace Analytical Services, Inc.
9800 Kincey Ave. Suite 100
Huntersville, NC 28078
(704)875-9092

QUALITY CONTROL DATA

Project: CLOUD'S CHEVERON
Pace Project No.: 9230783

LABORATORY CONTROL SAMPLE: 189212

Parameter	Units	Spike Conc.	LCS Result	LCS % Rec	% Rec Limits	Qualifiers
4-Bromofluorobenzene (S)	%			99	87-109	
Dibromofluoromethane (S)	%			100	85-115	
Toluene-d8 (S)	%			101	70-120	

This report shall not be reproduced, except in full,
without the written consent of Pace Analytical Services, Inc..

ACCREDITED IN ACCORDANCE WITH nelac

Pace Analytical®
www.pacelabs.com

Pace Analytical Services, Inc.
2225 Riverside Dr.
Asheville, NC 28804
(828)254-7176

Pace Analytical Services, Inc.
9800 Kincey Ave. Suite 100
Huntersville, NC 28078
(704)875-9092

QUALITY CONTROL DATA

Project: CLOUD'S CHEVERON
Pace Project No.: 9230783

QC Batch: MSV/5057 Analysis Method: EPA 8260
QC Batch Method: EPA 8260 Analysis Description: 8260 MSV Oxygenates
Associated Lab Samples: 9230783010, 9230783019, 9230783028, 9230783029, 9230783033, 9230783034

METHOD BLANK: 189237 Matrix: Water
Associated Lab Samples: 9230783010, 9230783019, 9230783028, 9230783029, 9230783033, 9230783034

Parameter	Units	Blank Result	Reporting Limit	Analyzed	Qualifiers
3,3-Dimethyl-1-Butanol	ug/L	ND	100	10/29/08 14:04	
Benzene	ug/L	ND	5.0	10/29/08 14:04	
Diisopropyl ether	ug/L	ND	5.0	10/29/08 14:04	
Ethanol	ug/L	ND	200	10/29/08 14:04	
Ethyl-tert-butyl ether	ug/L	ND	10.0	10/29/08 14:04	
Ethylbenzene	ug/L	ND	5.0	10/29/08 14:04	
m&p-Xylene	ug/L	ND	10.0	10/29/08 14:04	
Methyl-tert-butyl ether	ug/L	ND	5.0	10/29/08 14:04	
Naphthalene	ug/L	ND	5.0	10/29/08 14:04	
o-Xylene	ug/L	ND	5.0	10/29/08 14:04	
tert-Amyl Alcohol	ug/L	ND	100	10/29/08 14:04	
tert-Amylmethyl ether	ug/L	ND	10.0	10/29/08 14:04	
tert-Butyl Alcohol	ug/L	ND	100	10/29/08 14:04	
tert-Butyl Formate	ug/L	ND	50.0	10/29/08 14:04	
Toluene	ug/L	ND	5.0	10/29/08 14:04	
Xylene (Total)	ug/L	ND	10.0	10/29/08 14:04	
1,2-Dichloroethane-d4 (S)	%	99	79-120	10/29/08 14:04	
4-Bromofluorobenzene (S)	%	97	87-109	10/29/08 14:04	
Dibromofluoromethane (S)	%	99	85-115	10/29/08 14:04	
Toluene-d8 (S)	%	99	70-120	10/29/08 14:04	

LABORATORY CONTROL SAMPLE: 189238

Parameter	Units	Spike Conc.	LCS Result	LCS % Rec	% Rec Limits	Qualifiers
3,3-Dimethyl-1-Butanol	ug/L	1000	1030	103	55-148	
Benzene	ug/L	50	47.2	94	78-128	
Diisopropyl ether	ug/L	50	48.0	96	74-131	
Ethanol	ug/L	2000	1780	89	53-150	
Ethyl-tert-butyl ether	ug/L	100	94.5	94	77-136	
Ethylbenzene	ug/L	50	45.0	90	80-127	
m&p-Xylene	ug/L	100	88.6	89	82-127	
Methyl-tert-butyl ether	ug/L	50	50.2	100	71-130	
Naphthalene	ug/L	50	52.4	105	52-136	
o-Xylene	ug/L	50	44.1	88	83-124	
tert-Amyl Alcohol	ug/L	1000	1010	101	50-150	
tert-Amylmethyl ether	ug/L	100	102	102	50-150	
tert-Butyl Alcohol	ug/L	500	498	100	50-150	
tert-Butyl Formate	ug/L	200	151	76	50-150	
Toluene	ug/L	50	45.1	90	76-126	
Xylene (Total)	ug/L	150	133	88	83-125	
1,2-Dichloroethane-d4 (S)	%			100	79-120	

This report shall not be reproduced, except in full,
without the written consent of Pace Analytical Services, Inc..

ACCREDITED IN ACCORDANCE WITH nelac

Pace Analytical®
www.pacelabs.com

Pace Analytical Services, Inc.
2225 Riverside Dr.
Asheville, NC 28804
(828)254-7176

Pace Analytical Services, Inc.
9800 Kincey Ave. Suite 100
Huntersville, NC 28078
(704)875-9092

QUALITY CONTROL DATA

Project: CLOUD'S CHEVERON
Pace Project No.: 9230783

LABORATORY CONTROL SAMPLE: 189238

Parameter	Units	Spike Conc.	LCS Result	LCS % Rec	% Rec Limits	Qualifiers
4-Bromofluorobenzene (S)	%			95	87-109	
Dibromofluoromethane (S)	%			99	85-115	
Toluene-d8 (S)	%			101	70-120	

MATRIX SPIKE & MATRIX SPIKE DUPLICATE: 189239 189240

Parameter	Units	9230766004 Result	MS Spike Conc.	MSD Spike Conc.	MS Result	MSD Result	MS % Rec	MSD % Rec	% Rec Limits	RPD	Max RPD	Qual
Benzene	ug/L	ND	50	50	52.9	53.4	106	107	74-136	1	30	
Toluene	ug/L	ND	50	50	50.4	50.4	99	99	73-131	.1	30	
1,2-Dichloroethane-d4 (S)	%						102	105	79-120			
4-Bromofluorobenzene (S)	%						99	99	87-109			
Dibromofluoromethane (S)	%						99	100	85-115			
Toluene-d8 (S)	%						100	101	70-120			

This report shall not be reproduced, except in full,
without the written consent of Pace Analytical Services, Inc..

ACCREDITED IN ACCORDANCE WITH NELAC

Pace Analytical®
www.pacelabs.com

Pace Analytical Services, Inc.
2225 Riverside Dr.
Asheville, NC 28804
(828)254-7176

Pace Analytical Services, Inc.
9800 Kincey Ave. Suite 100
Huntersville, NC 28078
(704)875-9092

QUALITY CONTROL DATA

Project: CLOUD'S CHEVERON
Pace Project No.: 9230783

QC Batch: MSV/5062 Analysis Method: EPA 8260
QC Batch Method: EPA 8260 Analysis Description: 8260 MSV Oxygenates
Associated Lab Samples: 9230783053, 9230783054, 9230783056, 9230783057, 9230783058, 9230783059, 9230783060, 9230783063, 9230783064, 9230783065, 9230783067, 9230783068, 9230783069, 9230783070, 9230783071

METHOD BLANK: 189408 Matrix: Water
Associated Lab Samples: 9230783053, 9230783054, 9230783056, 9230783057, 9230783058, 9230783059, 9230783060, 9230783063, 9230783064, 9230783065, 9230783067, 9230783068, 9230783069, 9230783070, 9230783071

Parameter	Units	Blank Result	Reporting Limit	Analyzed	Qualifiers
3,3-Dimethyl-1-Butanol	ug/L	ND	100	10/29/08 23:59	
Benzene	ug/L	ND	5.0	10/29/08 23:59	
Diisopropyl ether	ug/L	ND	5.0	10/29/08 23:59	
Ethanol	ug/L	ND	200	10/29/08 23:59	
Ethyl-tert-butyl ether	ug/L	ND	10.0	10/29/08 23:59	
Ethylbenzene	ug/L	ND	5.0	10/29/08 23:59	
m&p-Xylene	ug/L	ND	10.0	10/29/08 23:59	
Methyl-tert-butyl ether	ug/L	ND	5.0	10/29/08 23:59	
Naphthalene	ug/L	ND	5.0	10/29/08 23:59	
o-Xylene	ug/L	ND	5.0	10/29/08 23:59	
tert-Amyl Alcohol	ug/L	ND	100	10/29/08 23:59	
tert-Amylmethyl ether	ug/L	ND	10.0	10/29/08 23:59	
tert-Butyl Alcohol	ug/L	ND	100	10/29/08 23:59	
tert-Butyl Formate	ug/L	ND	50.0	10/29/08 23:59	
Toluene	ug/L	ND	5.0	10/29/08 23:59	
Xylene (Total)	ug/L	ND	10.0	10/29/08 23:59	
1,2-Dichloroethane-d4 (S)	%	107	79-120	10/29/08 23:59	
4-Bromofluorobenzene (S)	%	97	87-109	10/29/08 23:59	
Dibromofluoromethane (S)	%	99	85-115	10/29/08 23:59	
Toluene-d8 (S)	%	101	70-120	10/29/08 23:59	

LABORATORY CONTROL SAMPLE: 189409

Parameter	Units	Spike Conc.	LCS Result	LCS % Rec	% Rec Limits	Qualifiers
3,3-Dimethyl-1-Butanol	ug/L	1000	1240	124	55-148	
Benzene	ug/L	50	46.2	92	78-128	
Diisopropyl ether	ug/L	50	51.9	104	74-131	
Ethanol	ug/L	2000	2940	147	53-150	
Ethyl-tert-butyl ether	ug/L	100	104	104	77-136	
Ethylbenzene	ug/L	50	46.0	92	80-127	
m&p-Xylene	ug/L	100	90.5	91	82-127	
Methyl-tert-butyl ether	ug/L	50	54.9	110	71-130	
Naphthalene	ug/L	50	61.7	123	52-136	
o-Xylene	ug/L	50	45.5	91	83-124	
tert-Amyl Alcohol	ug/L	1000	1270	127	50-150	
tert-Amylmethyl ether	ug/L	100	108	108	50-150	
tert-Butyl Alcohol	ug/L	500	610	122	50-150	
tert-Butyl Formate	ug/L	200	112	56	50-150	
Toluene	ug/L	50	45.3	91	76-126	
Xylene (Total)	ug/L	150	136	91	83-125	

This report shall not be reproduced, except in full,
without the written consent of Pace Analytical Services, Inc..

ACCREDITED IN ACCORDANCE WITH nelac

Pace Analytical®
www.pacelabs.com

Pace Analytical Services, Inc.
2225 Riverside Dr.
Asheville, NC 28804
(828)254-7176

Pace Analytical Services, Inc.
9800 Kincey Ave. Suite 100
Huntersville, NC 28078
(704)875-9092

QUALITY CONTROL DATA

Project: CLOUD'S CHEVERON
Pace Project No.: 9230783

LABORATORY CONTROL SAMPLE: 189409

Parameter	Units	Spike Conc.	LCS Result	LCS % Rec	% Rec Limits	Qualifiers
1,2-Dichloroethane-d4 (S)	%			102	79-120	
4-Bromofluorobenzene (S)	%			100	87-109	
Dibromofluoromethane (S)	%			101	85-115	
Toluene-d8 (S)	%			100	70-120	

MATRIX SPIKE & MATRIX SPIKE DUPLICATE: 189410 189411

Parameter	Units	9230783071 Result	MS Spike Conc.	MSD Spike Conc.	MS Result	MSD Result	MS % Rec	MSD % Rec	% Rec Limits	RPD	Max RPD	Qual
Benzene	ug/L	ND	50	50	48.3	50.5	95	99	74-136	5	30	
Toluene	ug/L	ND	50	50	46.3	47.9	90	93	73-131	3	30	
1,2-Dichloroethane-d4 (S)	%						105	104	79-120			
4-Bromofluorobenzene (S)	%						97	99	87-109			
Dibromofluoromethane (S)	%						102	101	85-115			
Toluene-d8 (S)	%						101	102	70-120			

This report shall not be reproduced, except in full,
without the written consent of Pace Analytical Services, Inc..

ACCREDITED IN ACCORDANCE WITH nelac

Pace Analytical®
www.pacelabs.com

Pace Analytical Services, Inc.
2225 Riverside Dr.
Asheville, NC 28804
(828)254-7176

Pace Analytical Services, Inc.
9800 Kincey Ave. Suite 100
Huntersville, NC 28078
(704)875-9092

QUALITY CONTROL DATA

Project: CLOUD'S CHEVERON
Pace Project No.: 9230783

QC Batch: MSV/5063
QC Batch Method: EPA 8260
Analysis Method: EPA 8260
Analysis Description: 8260 MSV Oxygenates
Associated Lab Samples: 9230783061

METHOD BLANK: 189412
Matrix: Water
Associated Lab Samples: 9230783061

Parameter	Units	Blank Result	Reporting Limit	Analyzed	Qualifiers
3,3-Dimethyl-1-Butanol	ug/L	ND	100	10/29/08 23:42	
Benzene	ug/L	ND	5.0	10/29/08 23:42	
Diisopropyl ether	ug/L	ND	5.0	10/29/08 23:42	
Ethanol	ug/L	ND	200	10/29/08 23:42	
Ethyl-tert-butyl ether	ug/L	ND	10.0	10/29/08 23:42	
Ethylbenzene	ug/L	ND	5.0	10/29/08 23:42	
m&p-Xylene	ug/L	ND	10.0	10/29/08 23:42	
Methyl-tert-butyl ether	ug/L	ND	5.0	10/29/08 23:42	
Naphthalene	ug/L	ND	5.0	10/29/08 23:42	
o-Xylene	ug/L	ND	5.0	10/29/08 23:42	
tert-Amyl Alcohol	ug/L	ND	100	10/29/08 23:42	
tert-Amylmethyl ether	ug/L	ND	10.0	10/29/08 23:42	
tert-Butyl Alcohol	ug/L	ND	100	10/29/08 23:42	
tert-Butyl Formate	ug/L	ND	50.0	10/29/08 23:42	
Toluene	ug/L	ND	5.0	10/29/08 23:42	
Xylene (Total)	ug/L	ND	10.0	10/29/08 23:42	
1,2-Dichloroethane-d4 (S)	%	109	79-120	10/29/08 23:42	
4-Bromofluorobenzene (S)	%	97	87-109	10/29/08 23:42	
Dibromofluoromethane (S)	%	100	85-115	10/29/08 23:42	
Toluene-d8 (S)	%	101	70-120	10/29/08 23:42	

LABORATORY CONTROL SAMPLE: 189413

Parameter	Units	Spike Conc.	LCS Result	LCS % Rec	% Rec Limits	Qualifiers
3,3-Dimethyl-1-Butanol	ug/L	1000	1310	131	55-148	
Benzene	ug/L	50	46.7	93	78-128	
Diisopropyl ether	ug/L	50	51.6	103	74-131	
Ethanol	ug/L	2000	2830	141	53-150	
Ethyl-tert-butyl ether	ug/L	100	104	104	77-136	
Ethylbenzene	ug/L	50	46.0	92	80-127	
m&p-Xylene	ug/L	100	90.8	91	82-127	
Methyl-tert-butyl ether	ug/L	50	54.0	108	71-130	
Naphthalene	ug/L	50	61.9	124	52-136	
o-Xylene	ug/L	50	45.2	90	83-124	
tert-Amyl Alcohol	ug/L	1000	1260	126	50-150	
tert-Amylmethyl ether	ug/L	100	109	109	50-150	
tert-Butyl Alcohol	ug/L	500	588	118	50-150	
tert-Butyl Formate	ug/L	200	137	69	50-150	
Toluene	ug/L	50	44.5	89	76-126	
Xylene (Total)	ug/L	150	136	91	83-125	
1,2-Dichloroethane-d4 (S)	%			106	79-120	

This report shall not be reproduced, except in full,
without the written consent of Pace Analytical Services, Inc..

ACCREDITED IN ACCORDANCE WITH nelac

Pace Analytical®
www.pacelabs.com

Pace Analytical Services, Inc.
2225 Riverside Dr.
Asheville, NC 28804
(828)254-7176

Pace Analytical Services, Inc.
9800 Kincey Ave. Suite 100
Huntersville, NC 28078
(704)875-9092

QUALITY CONTROL DATA

Project: CLOUD'S CHEVERON
Pace Project No.: 9230783

LABORATORY CONTROL SAMPLE: 189413

Parameter	Units	Spike Conc.	LCS Result	LCS % Rec	% Rec Limits	Qualifiers
4-Bromofluorobenzene (S)	%			101	87-109	
Dibromofluoromethane (S)	%			103	85-115	
Toluene-d8 (S)	%			102	70-120	

MATRIX SPIKE & MATRIX SPIKE DUPLICATE: 189414 189415

Parameter	Units	9230769002 Result	MS Spike Conc.	MSD Spike Conc.	MS Result	MSD Result	MS % Rec	MSD % Rec	% Rec Limits	RPD	Max RPD	Qual
Benzene	ug/L	ND	50	50	46.6	50.7	93	101	74-136	9	30	
Toluene	ug/L	ND	50	50	43.4	47.3	87	95	73-131	9	30	
1,2-Dichloroethane-d4 (S)	%						105	107	79-120			
4-Bromofluorobenzene (S)	%						98	97	87-109			
Dibromofluoromethane (S)	%						104	100	85-115			
Toluene-d8 (S)	%						101	99	70-120			

This report shall not be reproduced, except in full,
without the written consent of Pace Analytical Services, Inc..

ACCREDITED IN ACCORDANCE WITH nelac

Pace Analytical®
www.pacelabs.com

Pace Analytical Services, Inc.
2225 Riverside Dr.
Asheville, NC 28804
(828)254-7176

Pace Analytical Services, Inc.
9800 Kincey Ave. Suite 100
Huntersville, NC 28078
(704)875-9092

QUALITY CONTROL DATA

Project: CLOUD'S CHEVERON
Pace Project No.: 9230783

QC Batch: MSV/5067
QC Batch Method: EPA 8260
Analysis Method: EPA 8260
Analysis Description: 8260 MSV Oxygenates
Associated Lab Samples: 9230783003, 9230783025

METHOD BLANK: 189703
Matrix: Water
Associated Lab Samples: 9230783003, 9230783025

Parameter	Units	Blank Result	Reporting Limit	Analyzed	Qualifiers
3,3-Dimethyl-1-Butanol	ug/L	ND	100	10/28/08 14:18	
Benzene	ug/L	ND	5.0	10/28/08 14:18	
Diisopropyl ether	ug/L	ND	5.0	10/28/08 14:18	
Ethanol	ug/L	ND	200	10/28/08 14:18	
Ethyl-tert-butyl ether	ug/L	ND	10.0	10/28/08 14:18	
Ethylbenzene	ug/L	ND	5.0	10/28/08 14:18	
m&p-Xylene	ug/L	ND	10.0	10/28/08 14:18	
Methyl-tert-butyl ether	ug/L	ND	5.0	10/28/08 14:18	
Naphthalene	ug/L	ND	5.0	10/28/08 14:18	
o-Xylene	ug/L	ND	5.0	10/28/08 14:18	
tert-Amyl Alcohol	ug/L	ND	100	10/28/08 14:18	
tert-Amylmethyl ether	ug/L	ND	10.0	10/28/08 14:18	
tert-Butyl Alcohol	ug/L	ND	100	10/28/08 14:18	
tert-Butyl Formate	ug/L	ND	50.0	10/28/08 14:18	
Toluene	ug/L	ND	5.0	10/28/08 14:18	
Xylene (Total)	ug/L	ND	10.0	10/28/08 14:18	
1,2-Dichloroethane-d4 (S)	%	100	79-120	10/28/08 14:18	
4-Bromofluorobenzene (S)	%	95	87-109	10/28/08 14:18	
Dibromofluoromethane (S)	%	101	85-115	10/28/08 14:18	
Toluene-d8 (S)	%	102	70-120	10/28/08 14:18	

LABORATORY CONTROL SAMPLE: 189704

Parameter	Units	Spike Conc.	LCS Result	LCS % Rec	% Rec Limits	Qualifiers
3,3-Dimethyl-1-Butanol	ug/L	1000	842	84	55-148	
Benzene	ug/L	50	51.7	103	78-128	
Diisopropyl ether	ug/L	50	54.0	108	74-131	
Ethanol	ug/L	2000	1110	56	53-150	
Ethyl-tert-butyl ether	ug/L	100	108	108	77-136	
Ethylbenzene	ug/L	50	51.6	103	80-127	
m&p-Xylene	ug/L	100	105	105	82-127	
Methyl-tert-butyl ether	ug/L	50	53.6	107	71-130	
Naphthalene	ug/L	50	44.2	88	52-136	
o-Xylene	ug/L	50	51.5	103	83-124	
tert-Amyl Alcohol	ug/L	1000	791	79	50-150	
tert-Amylmethyl ether	ug/L	100	108	108	50-150	
tert-Butyl Alcohol	ug/L	500	407	81	50-150	
tert-Butyl Formate	ug/L	200	227	114	50-150	
Toluene	ug/L	50	52.3	105	76-126	
Xylene (Total)	ug/L	150	156	104	83-125	
1,2-Dichloroethane-d4 (S)	%			101	79-120	

This report shall not be reproduced, except in full,
without the written consent of Pace Analytical Services, Inc..

ACCREDITED IN ACCORDANCE WITH nelac

Pace Analytical®
www.pacelabs.com

Pace Analytical Services, Inc.
2225 Riverside Dr.
Asheville, NC 28804
(828)254-7176

Pace Analytical Services, Inc.
9800 Kincey Ave. Suite 100
Huntersville, NC 28078
(704)875-9092

QUALITY CONTROL DATA

Project: CLOUD'S CHEVERON
Pace Project No.: 9230783

LABORATORY CONTROL SAMPLE: 189704

Parameter	Units	Spike Conc.	LCS Result	LCS % Rec	% Rec Limits	Qualifiers
4-Bromofluorobenzene (S)	%			98	87-109	
Dibromofluoromethane (S)	%			104	85-115	
Toluene-d8 (S)	%			103	70-120	

This report shall not be reproduced, except in full,
without the written consent of Pace Analytical Services, Inc..

ACCREDITED IN ACCORDANCE WITH nelac

Pace Analytical®
www.pacelabs.com

Pace Analytical Services, Inc.
2225 Riverside Dr.
Asheville, NC 28804
(828)254-7176

Pace Analytical Services, Inc.
9800 Kincey Ave. Suite 100
Huntersville, NC 28078
(704)875-9092

QUALITY CONTROL DATA

Project: CLOUD'S CHEVERON
Pace Project No.: 9230783

QC Batch: MSV/5079
QC Batch Method: EPA 8260
Analysis Method: EPA 8260
Analysis Description: 8260 MSV Oxygenates
Associated Lab Samples: 9230783062, 9230783066

METHOD BLANK: 190444
Matrix: Water
Associated Lab Samples: 9230783062, 9230783066

Parameter	Units	Blank Result	Reporting Limit	Analyzed	Qualifiers
3,3-Dimethyl-1-Butanol	ug/L	ND	100	10/30/08 22:14	
Benzene	ug/L	ND	5.0	10/30/08 22:14	
Diisopropyl ether	ug/L	ND	5.0	10/30/08 22:14	
Ethanol	ug/L	ND	200	10/30/08 22:14	
Ethyl-tert-butyl ether	ug/L	ND	10.0	10/30/08 22:14	
Ethylbenzene	ug/L	ND	5.0	10/30/08 22:14	
m&p-Xylene	ug/L	ND	10.0	10/30/08 22:14	
Methyl-tert-butyl ether	ug/L	ND	5.0	10/30/08 22:14	
Naphthalene	ug/L	ND	5.0	10/30/08 22:14	
o-Xylene	ug/L	ND	5.0	10/30/08 22:14	
tert-Amyl Alcohol	ug/L	ND	100	10/30/08 22:14	
tert-Amylmethyl ether	ug/L	ND	10.0	10/30/08 22:14	
tert-Butyl Alcohol	ug/L	ND	100	10/30/08 22:14	
tert-Butyl Formate	ug/L	ND	50.0	10/30/08 22:14	
Toluene	ug/L	ND	5.0	10/30/08 22:14	
Xylene (Total)	ug/L	ND	10.0	10/30/08 22:14	
1,2-Dichloroethane-d4 (S)	%	104	79-120	10/30/08 22:14	
4-Bromofluorobenzene (S)	%	96	87-109	10/30/08 22:14	
Dibromofluoromethane (S)	%	100	85-115	10/30/08 22:14	
Toluene-d8 (S)	%	101	70-120	10/30/08 22:14	

LABORATORY CONTROL SAMPLE: 190445

Parameter	Units	Spike Conc.	LCS Result	LCS % Rec	% Rec Limits	Qualifiers
3,3-Dimethyl-1-Butanol	ug/L	1000	1270	127	55-148	
Benzene	ug/L	50	45.9	92	78-128	
Diisopropyl ether	ug/L	50	51.6	103	74-131	
Ethanol	ug/L	2000	2810	140	53-150	
Ethyl-tert-butyl ether	ug/L	100	103	103	77-136	
Ethylbenzene	ug/L	50	46.4	93	80-127	
m&p-Xylene	ug/L	100	92.7	93	82-127	
Methyl-tert-butyl ether	ug/L	50	53.9	108	71-130	
Naphthalene	ug/L	50	59.6	119	52-136	
o-Xylene	ug/L	50	46.1	92	83-124	
tert-Amyl Alcohol	ug/L	1000	1210	121	50-150	
tert-Amylmethyl ether	ug/L	100	104	104	50-150	
tert-Butyl Alcohol	ug/L	500	592	118	50-150	
tert-Butyl Formate	ug/L	200	209	105	50-150	
Toluene	ug/L	50	44.0	88	76-126	
Xylene (Total)	ug/L	150	139	93	83-125	
1,2-Dichloroethane-d4 (S)	%			105	79-120	

This report shall not be reproduced, except in full,
without the written consent of Pace Analytical Services, Inc..

ACCREDITED IN ACCORDANCE WITH nelac

Pace Analytical®
www.pacelabs.com

Pace Analytical Services, Inc.
2225 Riverside Dr.
Asheville, NC 28804
(828)254-7176

Pace Analytical Services, Inc.
9800 Kincey Ave. Suite 100
Huntersville, NC 28078
(704)875-9092

QUALITY CONTROL DATA

Project: CLOUD'S CHEVERON
Pace Project No.: 9230783

LABORATORY CONTROL SAMPLE: 190445

Parameter	Units	Spike Conc.	LCS Result	LCS % Rec	% Rec Limits	Qualifiers
4-Bromofluorobenzene (S)	%			100	87-109	
Dibromofluoromethane (S)	%			105	85-115	
Toluene-d8 (S)	%			101	70-120	

MATRIX SPIKE & MATRIX SPIKE DUPLICATE: 190446 190447

Parameter	Units	9230783066 Result	MS Spike Conc.	MSD Spike Conc.	MS Result	MSD Result	MS % Rec	MSD % Rec	% Rec Limits	RPD	Max RPD	Qual
Benzene	ug/L	ND	50	50	52.8	53.2	106	106	74-136	.7	30	
Toluene	ug/L	ND	50	50	51.7	51.7	101	101	73-131	.02	30	
1,2-Dichloroethane-d4 (S)	%						107	105	79-120			
4-Bromofluorobenzene (S)	%						96	100	87-109			
Dibromofluoromethane (S)	%						102	103	85-115			
Toluene-d8 (S)	%						101	102	70-120			

This report shall not be reproduced, except in full,
without the written consent of Pace Analytical Services, Inc..

ACCREDITED IN ACCORDANCE WITH nelac

Pace Analytical®
www.pacelabs.com

Pace Analytical Services, Inc.
2225 Riverside Dr.
Asheville, NC 28804
(828)254-7176

Pace Analytical Services, Inc.
9800 Kincey Ave. Suite 100
Huntersville, NC 28078
(704)875-9092

QUALITY CONTROL DATA

Project: CLOUD'S CHEVERON
Pace Project No.: 9230783

QC Batch: OEXT/4881 Analysis Method: EPA 8011
QC Batch Method: EPA 8011 Analysis Description: GCS 8011 EDB DBCP
Associated Lab Samples: 9230783062, 9230783063, 9230783064, 9230783065, 9230783066, 9230783067

METHOD BLANK: 191155 Matrix: Water
Associated Lab Samples: 9230783062, 9230783063, 9230783064, 9230783065, 9230783066, 9230783067

Parameter	Units	Blank Result	Reporting Limit	Analyzed	Qualifiers
1,2-Dibromoethane (EDB)	ug/L	ND	0.020	11/02/08 16:50	
1-Chloro-2-bromopropane (S)	%	90	60-140	11/02/08 16:50	

LABORATORY CONTROL SAMPLE & LCSD: 191156 191157

Parameter	Units	Spike Conc.	LCS Result	LCSD Result	LCS % Rec	LCSD % Rec	% Rec Limits	RPD	Max RPD	Qualifiers
1,2-Dibromoethane (EDB)	ug/L	.28	0.25	0.27	88	94	60-140	7	20	
1-Chloro-2-bromopropane (S)	%				89	90	60-140			

MATRIX SPIKE & MATRIX SPIKE DUPLICATE: 191158 191159

Parameter	Units	9230976001 Result	MS Spike Conc.	MSD Spike Conc.	MS Result	MSD Result	MS % Rec	MSD % Rec	% Rec Limits	RPD	Max RPD	Qual
1,2-Dibromoethane (EDB)	ug/L	ND	.28	.28	0.21	0.19	78	70	60-140	11	20	
1-Chloro-2-bromopropane (S)	%						85	85	60-140			

SAMPLE DUPLICATE: 191160

Parameter	Units	9230976002 Result	Dup Result	RPD	Max RPD	Qualifiers
1,2-Dibromoethane (EDB)	ug/L	ND	ND		20	
1-Chloro-2-bromopropane (S)	%		87	.2		

This report shall not be reproduced, except in full,
without the written consent of Pace Analytical Services, Inc..

ACCREDITED IN ACCORDANCE WITH nelac

Pace Analytical®
www.pacelabs.com

Pace Analytical Services, Inc.
2225 Riverside Dr.
Asheville, NC 28804
(828)254-7176

Pace Analytical Services, Inc.
9800 Kincey Ave. Suite 100
Huntersville, NC 28078
(704)875-9092

QUALITY CONTROL DATA

Project: CLOUD'S CHEVERON
Pace Project No.: 9230783

QC Batch: MSV/5089
QC Batch Method: EPA 8260
Analysis Method: EPA 8260
Analysis Description: 8260 MSV Oxygenates
Associated Lab Samples: 9230783024, 9230783048

METHOD BLANK: 191286
Matrix: Water
Associated Lab Samples: 9230783024, 9230783048

Parameter	Units	Blank Result	Reporting Limit	Analyzed	Qualifiers
3,3-Dimethyl-1-Butanol	ug/L	ND	100	10/31/08 22:36	
Benzene	ug/L	ND	5.0	10/31/08 22:36	
Diisopropyl ether	ug/L	ND	5.0	10/31/08 22:36	
Ethanol	ug/L	ND	200	10/31/08 22:36	
Ethyl-tert-butyl ether	ug/L	ND	10.0	10/31/08 22:36	
Ethylbenzene	ug/L	ND	5.0	10/31/08 22:36	
m&p-Xylene	ug/L	ND	10.0	10/31/08 22:36	
Methyl-tert-butyl ether	ug/L	ND	5.0	10/31/08 22:36	
Naphthalene	ug/L	ND	5.0	10/31/08 22:36	
o-Xylene	ug/L	ND	5.0	10/31/08 22:36	
tert-Amyl Alcohol	ug/L	ND	100	10/31/08 22:36	
tert-Amylmethyl ether	ug/L	ND	10.0	10/31/08 22:36	
tert-Butyl Alcohol	ug/L	ND	100	10/31/08 22:36	
tert-Butyl Formate	ug/L	ND	50.0	10/31/08 22:36	
Toluene	ug/L	ND	5.0	10/31/08 22:36	
Xylene (Total)	ug/L	ND	10.0	10/31/08 22:36	
1,2-Dichloroethane-d4 (S)	%	104	79-120	10/31/08 22:36	
4-Bromofluorobenzene (S)	%	96	87-109	10/31/08 22:36	
Dibromofluoromethane (S)	%	104	85-115	10/31/08 22:36	
Toluene-d8 (S)	%	102	70-120	10/31/08 22:36	

LABORATORY CONTROL SAMPLE: 191287

Parameter	Units	Spike Conc.	LCS Result	LCS % Rec	% Rec Limits	Qualifiers
3,3-Dimethyl-1-Butanol	ug/L	1000	1130	113	55-148	
Benzene	ug/L	50	46.0	92	78-128	
Diisopropyl ether	ug/L	50	53.1	106	74-131	
Ethanol	ug/L	2000	2490	124	53-150	
Ethyl-tert-butyl ether	ug/L	100	105	105	77-136	
Ethylbenzene	ug/L	50	47.0	94	80-127	
m&p-Xylene	ug/L	100	92.9	93	82-127	
Methyl-tert-butyl ether	ug/L	50	55.3	111	71-130	
Naphthalene	ug/L	50	55.8	112	52-136	
o-Xylene	ug/L	50	46.2	92	83-124	
tert-Amyl Alcohol	ug/L	1000	1120	112	50-150	
tert-Amylmethyl ether	ug/L	100	107	107	50-150	
tert-Butyl Alcohol	ug/L	500	554	111	50-150	
tert-Butyl Formate	ug/L	200	190	95	50-150	
Toluene	ug/L	50	44.7	89	76-126	
Xylene (Total)	ug/L	150	139	93	83-125	
1,2-Dichloroethane-d4 (S)	%			109	79-120	

This report shall not be reproduced, except in full,
without the written consent of Pace Analytical Services, Inc..

ACCREDITED IN ACCORDANCE WITH nelac

Pace Analytical®
www.pacelabs.com

Pace Analytical Services, Inc.
2225 Riverside Dr.
Asheville, NC 28804
(828)254-7176

Pace Analytical Services, Inc.
9800 Kincey Ave. Suite 100
Huntersville, NC 28078
(704)875-9092

QUALITY CONTROL DATA

Project: CLOUD'S CHEVERON
Pace Project No.: 9230783

LABORATORY CONTROL SAMPLE: 191287

Parameter	Units	Spike Conc.	LCS Result	LCS % Rec	% Rec Limits	Qualifiers
4-Bromofluorobenzene (S)	%			101	87-109	
Dibromofluoromethane (S)	%			106	85-115	
Toluene-d8 (S)	%			101	70-120	

MATRIX SPIKE & MATRIX SPIKE DUPLICATE: 191288 191289

Parameter	Units	9231065016 Result	MS Spike Conc.	MSD Spike Conc.	MS Result	MSD Result	MS % Rec	MSD % Rec	% Rec Limits	RPD	Max RPD	Qual
Benzene	ug/L	ND	50	50	51.2	53.0	102	106	74-136	4	30	
Toluene	ug/L	ND	50	50	49.3	50.7	99	101	73-131	3	30	
1,2-Dichloroethane-d4 (S)	%						107	103	79-120			
4-Bromofluorobenzene (S)	%						100	100	87-109			
Dibromofluoromethane (S)	%						104	103	85-115			
Toluene-d8 (S)	%						102	101	70-120			

This report shall not be reproduced, except in full,
without the written consent of Pace Analytical Services, Inc..

ACCREDITED IN ACCORDANCE WITH nelac

Pace Analytical®
www.pacelabs.com

Pace Analytical Services, Inc.
2225 Riverside Dr.
Asheville, NC 28804
(828)254-7176

Pace Analytical Services, Inc.
9800 Kincey Ave. Suite 100
Huntersville, NC 28078
(704)875-9092

QUALITY CONTROL DATA

Project: CLOUD'S CHEVERON
Pace Project No.: 9230783

QC Batch: MSV/5094
QC Batch Method: EPA 8260
Analysis Method: EPA 8260
Analysis Description: 8260 MSV Oxygenates
Associated Lab Samples: 9230783055, 9230783072

METHOD BLANK: 191646
Matrix: Water
Associated Lab Samples: 9230783055, 9230783072

Parameter	Units	Blank Result	Reporting Limit	Analyzed	Qualifiers
3,3-Dimethyl-1-Butanol	ug/L	ND	100	11/01/08 11:00	
Benzene	ug/L	ND	5.0	11/01/08 11:00	
Diisopropyl ether	ug/L	ND	5.0	11/01/08 11:00	
Ethanol	ug/L	ND	200	11/01/08 11:00	
Ethyl-tert-butyl ether	ug/L	ND	10.0	11/01/08 11:00	
Ethylbenzene	ug/L	ND	5.0	11/01/08 11:00	
m&p-Xylene	ug/L	ND	10.0	11/01/08 11:00	
Methyl-tert-butyl ether	ug/L	ND	5.0	11/01/08 11:00	
Naphthalene	ug/L	ND	5.0	11/01/08 11:00	
o-Xylene	ug/L	ND	5.0	11/01/08 11:00	
tert-Amyl Alcohol	ug/L	ND	100	11/01/08 11:00	
tert-Amylmethyl ether	ug/L	ND	10.0	11/01/08 11:00	
tert-Butyl Alcohol	ug/L	ND	100	11/01/08 11:00	
tert-Butyl Formate	ug/L	ND	50.0	11/01/08 11:00	
Toluene	ug/L	ND	5.0	11/01/08 11:00	
Xylene (Total)	ug/L	ND	10.0	11/01/08 11:00	
1,2-Dichloroethane-d4 (S)	%	101	79-120	11/01/08 11:00	
4-Bromofluorobenzene (S)	%	95	87-109	11/01/08 11:00	
Dibromofluoromethane (S)	%	101	85-115	11/01/08 11:00	
Toluene-d8 (S)	%	101	70-120	11/01/08 11:00	

LABORATORY CONTROL SAMPLE: 191647

Parameter	Units	Spike Conc.	LCS Result	LCS % Rec	% Rec Limits	Qualifiers
3,3-Dimethyl-1-Butanol	ug/L	1000	1350	135	55-148	
Benzene	ug/L	50	47.8	96	78-128	
Diisopropyl ether	ug/L	50	55.0	110	74-131	
Ethanol	ug/L	2000	3010	150	53-150	
Ethyl-tert-butyl ether	ug/L	100	108	108	77-136	
Ethylbenzene	ug/L	50	47.5	95	80-127	
m&p-Xylene	ug/L	100	94.6	95	82-127	
Methyl-tert-butyl ether	ug/L	50	55.8	112	71-130	
Naphthalene	ug/L	50	62.9	126	52-136	
o-Xylene	ug/L	50	46.8	94	83-124	
tert-Amyl Alcohol	ug/L	1000	1370	137	50-150	
tert-Amylmethyl ether	ug/L	100	111	111	50-150	
tert-Butyl Alcohol	ug/L	500	611	122	50-150	
tert-Butyl Formate	ug/L	200	241	121	50-150	
Toluene	ug/L	50	46.9	94	76-126	
Xylene (Total)	ug/L	150	141	94	83-125	
1,2-Dichloroethane-d4 (S)	%			105	79-120	

This report shall not be reproduced, except in full,
without the written consent of Pace Analytical Services, Inc..

ACCREDITED IN ACCORDANCE WITH nelac

Pace Analytical®
www.pacelabs.com

Pace Analytical Services, Inc.
2225 Riverside Dr.
Asheville, NC 28804
(828)254-7176

Pace Analytical Services, Inc.
9800 Kincey Ave. Suite 100
Huntersville, NC 28078
(704)875-9092

QUALITY CONTROL DATA

Project: CLOUD'S CHEVERON
Pace Project No.: 9230783

LABORATORY CONTROL SAMPLE: 191647

Parameter	Units	Spike Conc.	LCS Result	LCS % Rec	% Rec Limits	Qualifiers
4-Bromofluorobenzene (S)	%			99	87-109	
Dibromofluoromethane (S)	%			103	85-115	
Toluene-d8 (S)	%			102	70-120	

MATRIX SPIKE & MATRIX SPIKE DUPLICATE: 191648 191649

Parameter	Units	9230497036 Result	MS Spike Conc.	MSD Spike Conc.	MS Result	MSD Result	MS % Rec	MSD % Rec	% Rec Limits	RPD	Max RPD	Qual
Benzene	ug/L	ND	50	50	52.7	53.4	105	107	74-136	1	30	
Toluene	ug/L	ND	50	50	50.6	51.2	100	101	73-131	1	30	
1,2-Dichloroethane-d4 (S)	%						102	109	79-120			
4-Bromofluorobenzene (S)	%						100	101	87-109			
Dibromofluoromethane (S)	%						103	100	85-115			
Toluene-d8 (S)	%						101	102	70-120			

This report shall not be reproduced, except in full,
without the written consent of Pace Analytical Services, Inc..

ACCREDITED IN ACCORDANCE WITH nelac

Pace Analytical®
www.pacelabs.com

Pace Analytical Services, Inc.
2225 Riverside Dr.
Asheville, NC 28804
(828)254-7176

Pace Analytical Services, Inc.
9800 Kincey Ave. Suite 100
Huntersville, NC 28078
(704)875-9092

QUALITY CONTROL DATA

Project: CLOUD'S CHEVERON
Pace Project No.: 9230783

QC Batch: MSV/5098
QC Batch Method: EPA 8260
Analysis Method: EPA 8260
Analysis Description: 8260 MSV Oxygenates
Associated Lab Samples: 9230783015, 9230783032

METHOD BLANK: 191660
Matrix: Water
Associated Lab Samples: 9230783015, 9230783032

Parameter	Units	Blank Result	Reporting Limit	Analyzed	Qualifiers
3,3-Dimethyl-1-Butanol	ug/L	ND	100	11/01/08 22:53	
Benzene	ug/L	ND	5.0	11/01/08 22:53	
Diisopropyl ether	ug/L	ND	5.0	11/01/08 22:53	
Ethanol	ug/L	ND	200	11/01/08 22:53	
Ethyl-tert-butyl ether	ug/L	ND	10.0	11/01/08 22:53	
Ethylbenzene	ug/L	ND	5.0	11/01/08 22:53	
m&p-Xylene	ug/L	ND	10.0	11/01/08 22:53	
Methyl-tert-butyl ether	ug/L	ND	5.0	11/01/08 22:53	
Naphthalene	ug/L	ND	5.0	11/01/08 22:53	
o-Xylene	ug/L	ND	5.0	11/01/08 22:53	
tert-Amyl Alcohol	ug/L	ND	100	11/01/08 22:53	
tert-Amylmethyl ether	ug/L	ND	10.0	11/01/08 22:53	
tert-Butyl Alcohol	ug/L	ND	100	11/01/08 22:53	
tert-Butyl Formate	ug/L	ND	50.0	11/01/08 22:53	
Toluene	ug/L	ND	5.0	11/01/08 22:53	
Xylene (Total)	ug/L	ND	10.0	11/01/08 22:53	
1,2-Dichloroethane-d4 (S)	%	107	79-120	11/01/08 22:53	
4-Bromofluorobenzene (S)	%	100	87-109	11/01/08 22:53	
Dibromofluoromethane (S)	%	102	85-115	11/01/08 22:53	
Toluene-d8 (S)	%	103	70-120	11/01/08 22:53	

LABORATORY CONTROL SAMPLE: 191661

Parameter	Units	Spike Conc.	LCS Result	LCS % Rec	% Rec Limits	Qualifiers
3,3-Dimethyl-1-Butanol	ug/L	1000	1220	122	55-148	
Benzene	ug/L	50	47.1	94	78-128	
Diisopropyl ether	ug/L	50	54.3	109	74-131	
Ethanol	ug/L	2000	2970	148	53-150	
Ethyl-tert-butyl ether	ug/L	100	108	108	77-136	
Ethylbenzene	ug/L	50	47.2	94	80-127	
m&p-Xylene	ug/L	100	94.8	95	82-127	
Methyl-tert-butyl ether	ug/L	50	56.8	114	71-130	
Naphthalene	ug/L	50	59.9	120	52-136	
o-Xylene	ug/L	50	48.7	97	83-124	
tert-Amyl Alcohol	ug/L	1000	1200	120	50-150	
tert-Amylmethyl ether	ug/L	100	109	109	50-150	
tert-Butyl Alcohol	ug/L	500	615	123	50-150	
tert-Butyl Formate	ug/L	200	210	105	50-150	
Toluene	ug/L	50	46.2	92	76-126	
Xylene (Total)	ug/L	150	143	96	83-125	
1,2-Dichloroethane-d4 (S)	%			109	79-120	

This report shall not be reproduced, except in full,
without the written consent of Pace Analytical Services, Inc..

ACCREDITED IN ACCORDANCE WITH nelac

Pace Analytical®
www.pacelabs.com

Pace Analytical Services, Inc.
2225 Riverside Dr.
Asheville, NC 28804
(828)254-7176

Pace Analytical Services, Inc.
9800 Kincey Ave. Suite 100
Huntersville, NC 28078
(704)875-9092

QUALITY CONTROL DATA

Project: CLOUD'S CHEVERON
Pace Project No.: 9230783

LABORATORY CONTROL SAMPLE: 191661

Parameter	Units	Spike Conc.	LCS Result	LCS % Rec	% Rec Limits	Qualifiers
4-Bromofluorobenzene (S)	%			101	87-109	
Dibromofluoromethane (S)	%			107	85-115	
Toluene-d8 (S)	%			102	70-120	

This report shall not be reproduced, except in full,
without the written consent of Pace Analytical Services, Inc..

ACCREDITED IN ACCORDANCE WITH nelac

Pace Analytical®
www.pacelabs.com

Pace Analytical Services, Inc.
2225 Riverside Dr.
Asheville, NC 28804
(828)254-7176

Pace Analytical Services, Inc.
9800 Kincey Ave. Suite 100
Huntersville, NC 28078
(704)875-9092

QUALITY CONTROL DATA

Project: CLOUD'S CHEVERON
Pace Project No.: 9230783

QC Batch: OEXT/4898 Analysis Method: EPA 8011
QC Batch Method: EPA 8011 Analysis Description: GCS 8011 EDB DBCP
Associated Lab Samples: 9230783005, 9230783006, 9230783007, 9230783008, 9230783009, 9230783010, 9230783011, 9230783012, 9230783036, 9230783037, 9230783038, 9230783039, 9230783040

METHOD BLANK: 191933 Matrix: Water
Associated Lab Samples: 9230783005, 9230783006, 9230783007, 9230783008, 9230783009, 9230783010, 9230783011, 9230783012, 9230783036, 9230783037, 9230783038, 9230783039, 9230783040

Parameter	Units	Blank Result	Reporting Limit	Analyzed	Qualifiers
1,2-Dibromoethane (EDB)	ug/L	ND	0.020	11/03/08 21:29	
1-Chloro-2-bromopropane (S)	%	90	60-140	11/03/08 21:29	

LABORATORY CONTROL SAMPLE & LCSD: 191934 191935

Parameter	Units	Spike Conc.	LCS Result	LCSD Result	LCS % Rec	LCSD % Rec	% Rec Limits	RPD	Max RPD	Qualifiers
1,2-Dibromoethane (EDB)	ug/L	.28	0.25	0.23	90	84	60-140	8	20	
1-Chloro-2-bromopropane (S)	%				86	84	60-140			

MATRIX SPIKE & MATRIX SPIKE DUPLICATE: 191936 191937

Parameter	Units	9230898001 Result	MS Spike Conc.	MSD Spike Conc.	MS Result	MSD Result	MS % Rec	MSD % Rec	% Rec Limits	RPD	Max RPD	Qual
1,2-Dibromoethane (EDB)	ug/L	ND	.28	.28	0.20	0.21	74	78	60-140	5	20	
1-Chloro-2-bromopropane (S)	%						84	84	60-140			

SAMPLE DUPLICATE: 191938

Parameter	Units	9230898002 Result	Dup Result	RPD	Max RPD	Qualifiers
1,2-Dibromoethane (EDB)	ug/L	ND	ND		20	
1-Chloro-2-bromopropane (S)	%		98	.5		

This report shall not be reproduced, except in full,
without the written consent of Pace Analytical Services, Inc..

ACCREDITED IN ACCORDANCE WITH nelac

Pace Analytical®
www.pacelabs.com

Pace Analytical Services, Inc.
2225 Riverside Dr.
Asheville, NC 28804
(828)254-7176

Pace Analytical Services, Inc.
9800 Kincey Ave. Suite 100
Huntersville, NC 28078
(704)875-9092

QUALITY CONTROL DATA

Project: CLOUD'S CHEVERON
Pace Project No.: 9230783

QC Batch: OEXT/4899 Analysis Method: EPA 8011
QC Batch Method: EPA 8011 Analysis Description: GCS 8011 EDB DBCP
Associated Lab Samples: 9230783041, 9230783042, 9230783043, 9230783044, 9230783045, 9230783046, 9230783047, 9230783048, 9230783049, 9230783050, 9230783051, 9230783052, 9230783053, 9230783054, 9230783055, 9230783056, 9230783057, 9230783058, 9230783059, 9230783060

METHOD BLANK: 191939 Matrix: Water
Associated Lab Samples: 9230783041, 9230783042, 9230783043, 9230783044, 9230783045, 9230783046, 9230783047, 9230783048, 9230783049, 9230783050, 9230783051, 9230783052, 9230783053, 9230783054, 9230783055, 9230783056, 9230783057, 9230783058, 9230783059, 9230783060

Parameter	Units	Blank Result	Reporting Limit	Analyzed	Qualifiers
1,2-Dibromoethane (EDB)	ug/L	ND	0.020	11/04/08 03:06	
1-Chloro-2-bromopropane (S)	%	87	60-140	11/04/08 03:06	

LABORATORY CONTROL SAMPLE & LCSD: 191940 191941

Parameter	Units	Spike Conc.	LCS Result	LCSD Result	LCS % Rec	LCSD % Rec	% Rec Limits	RPD	Max RPD	Qualifiers
1,2-Dibromoethane (EDB)	ug/L	.28	0.24	0.27	86	96	60-140	11	20	
1-Chloro-2-bromopropane (S)	%				87	87	60-140			

MATRIX SPIKE & MATRIX SPIKE DUPLICATE: 191942 191943

Parameter	Units	9230783041 Result	MS Spike Conc.	MSD Spike Conc.	MS Result	MSD Result	MS % Rec	MSD % Rec	% Rec Limits	RPD	Max RPD	Qual
1,2-Dibromoethane (EDB)	ug/L	ND	.28	.28	0.20	0.20	70	72	60-140	3	20	
1-Chloro-2-bromopropane (S)	%						100	101	60-140			

SAMPLE DUPLICATE: 191944

Parameter	Units	9230783042 Result	Dup Result	RPD	Max RPD	Qualifiers
1,2-Dibromoethane (EDB)	ug/L	ND	ND		20	
1-Chloro-2-bromopropane (S)	%		87	2		

This report shall not be reproduced, except in full,
without the written consent of Pace Analytical Services, Inc..

ACCREDITED IN ACCORDANCE WITH nelac

Pace Analytical®
www.pacelabs.com

Pace Analytical Services, Inc.
2225 Riverside Dr.
Asheville, NC 28804
(828)254-7176

Pace Analytical Services, Inc.
9800 Kincey Ave. Suite 100
Huntersville, NC 28078
(704)875-9092

QUALITY CONTROL DATA

Project: CLOUD'S CHEVERON
Pace Project No.: 9230783

QC Batch: OEXT/4905 Analysis Method: EPA 8011
QC Batch Method: EPA 8011 Analysis Description: GCS 8011 EDB DBCP
Associated Lab Samples: 9230783068, 9230783069, 9230783070, 9230783071, 9230783072

METHOD BLANK: 192088 Matrix: Water
Associated Lab Samples: 9230783068, 9230783069, 9230783070, 9230783071, 9230783072

Parameter	Units	Blank Result	Reporting Limit	Analyzed	Qualifiers
1,2-Dibromoethane (EDB)	ug/L	ND	0.020	11/04/08 15:23	
1-Chloro-2-bromopropane (S)	%	85	60-140	11/04/08 15:23	

LABORATORY CONTROL SAMPLE & LCSD: 192089 192090

Parameter	Units	Spike Conc.	LCS Result	LCSD Result	LCS % Rec	LCSD % Rec	% Rec Limits	RPD	Max RPD	Qualifiers
1,2-Dibromoethane (EDB)	ug/L	.28	0.26	0.27	92	96	60-140	4	20	
1-Chloro-2-bromopropane (S)	%				85	87	60-140			

MATRIX SPIKE & MATRIX SPIKE DUPLICATE: 192091 192092

Parameter	Units	9230783068 Result	MS Spike Conc.	MSD Spike Conc.	MS Result	MSD Result	MS % Rec	MSD % Rec	% Rec Limits	RPD	Max RPD	Qual
1,2-Dibromoethane (EDB)	ug/L	ND	.27	.27	0.19	0.19	70	68	60-140	3	20	
1-Chloro-2-bromopropane (S)	%						98	98	60-140			

SAMPLE DUPLICATE: 192093

Parameter	Units	9230783069 Result	Dup Result	RPD	Max RPD	Qualifiers
1,2-Dibromoethane (EDB)	ug/L	ND	ND		20	
1-Chloro-2-bromopropane (S)	%		85	.5		

This report shall not be reproduced, except in full,
without the written consent of Pace Analytical Services, Inc..

ACCREDITED IN ACCORDANCE WITH nelac

Pace Analytical®
www.pacelabs.com

Pace Analytical Services, Inc.
2225 Riverside Dr.
Asheville, NC 28804
(828)254-7176

Pace Analytical Services, Inc.
9800 Kincey Ave. Suite 100
Huntersville, NC 28078
(704)875-9092

QUALIFIERS

Project: CLOUD'S CHEVERON
Pace Project No.: 9230783

DEFINITIONS

DF - Dilution Factor, if reported, represents the factor applied to the reported data due to changes in sample preparation, dilution of the sample aliquot, or moisture content.

ND - Not Detected at or above adjusted reporting limit.

J - Estimated concentration above the adjusted method detection limit and below the adjusted reporting limit.

MDL - Adjusted Method Detection Limit.

S - Surrogate

1,2-Diphenylhydrazine (8270 listed analyte) decomposes to Azobenzene.

Consistent with EPA guidelines, unrounded data are displayed and have been used to calculate % recovery and RPD values.

LCS(D) - Laboratory Control Sample (Duplicate)

MS(D) - Matrix Spike (Duplicate)

DUP - Sample Duplicate

RPD - Relative Percent Difference

NC - Not Calculable.

Pace Analytical is NELAP accredited. Contact your Pace PM for the current list of accredited analytes.

ANALYTE QUALIFIERS

E	Analyte concentration exceeded the calibration range. The reported result is estimated.
L1	Analyte recovery in the laboratory control sample (LCS) was above QC limits. Results for this analyte in associated samples may be biased high.
L2	Analyte recovery in the laboratory control sample (LCS) was below QC limits. Results for this analyte in associated samples may be biased low.
S2	Surrogate recovery outside laboratory control limits due to matrix interferences (confirmed by similar results from sample re-analysis).

This report shall not be reproduced, except in full,
without the written consent of Pace Analytical Services, Inc..

ACCREDITED IN ACCORDANCE WITH nelac

Pace Analytical
www.pacelabs.com

CHAIN-OF-CUSTODY / Analytical Request Document

The Chain-of-Custody is a LEGAL DOCUMENT. All relevant fields must be completed accurately.

Section A Required Client Information:		Section B Required Project Information:		Section C Invoice Information:	
Company:	Palmetto Environmental Group, Inc.	Report To:	James Cooper	Attention:	
Address:	P. O. Box 427, Elgin, SC 29045			Company Name:	
		Copy To:		Address:	
Email To:	slotsky@bellsouth.net	Purchase Order No.		Pace Quote Reference:	
Phone:	803-438-1331 Fax: 803-438-1331	Client Project ID:	CLOUD'S CHEVRON	Pace Project Manager:	Renee
Requested Due Date/TAT:	10 Day (Default)	Container Order Number:		Pace Profile #:	1435-2

Regulatory Agency:

State / Location: South Carolina

Requested Analysis Filtered (Y/N)

ITEM#	SAMPLE ID (One Character per box. (A-Z, 0-9 / , -) Sample Ids must be unique)	MATRIX CODE (see valid codes to left)	SAMPLE TYPE (G=GRAB C=COMP)	COLLECTED START DATE	COLLECTED START TIME	COLLECTED END DATE	COLLECTED END TIME	SAMPLE TEMP AT COLLECTION	# OF CONTAINERS	Unpreserved	H2SO4	HNO3	HCl	NaOH	Na2S2O3	Methanol	Other	Analyses Test Y/N	BTEXMN	OXYGENATES	EDB	Residual Chlorine (Y/N)	9230783
1	MW-1			10/20/08	9:55A														X	X	X		
2	MW-2			10/20/08	9:15A														X	X	X		
3	MW-3			10/20/08	9:25A														X	X	X		001
4	MW-4			10/20/08	10:00A														X	X	X		2
5	MW-5			10/20/08	9:00A														X	X	X		
6	MW-6			10/20/08	10:10A														X	X	X		3
7	MW-7			10/20/08	10:15A														X	X	X		4
8	MW-8			10/20/08	10:30A														X	X	X		5
9	MW-9			[illegible]	ing well														X	X	X		6
10	MW-10			10/21/08	12:55p														X	X	X		7
11	MW-11			10/21/08	12:01p														X	X	X		8
12	MW-12			10/21/08	1:50p														X	X	X		

TM 10/24

ADDITIONAL COMMENTS	RELINQUISHED BY / AFFILIATION	DATE	TIME	ACCEPTED BY / AFFILIATION	DATE	TIME	SAMPLE CONDITIONS			
	[signature] / PEG	10/24	11:58	[signature] / Pace	10/24/8	11:58				
	[signature] / Pace	10/24/8	15:40	[signature]	10/24/08	15:40	5.2	yes	no	yes

TEMP in C	Received on Ice (Y/N)	Custody Sealed Cooler (Y/N)	Samples Intact (Y/N)

SAMPLER NAME AND SIGNATURE

PRINT Name of SAMPLER: EDDIE LEGRAND Eddie Legrand

SIGNATURE of SAMPLER: Edward F. LeGrand DATE Signed: 10/24/08

Pace Analytical
www.pacelabs.com

CHAIN-OF-CUSTODY / Analytical Request Document

The Chain-of-Custody is a LEGAL DOCUMENT. All relevant fields must be completed accurately.

Section A Required Client Information:		Section B Required Project Information:		Section C Invoice Information:	
Company:	Palmetto Environmental Group, Inc.	Report To:	James Cooper	Attention:	
Address:	P. O. Box 427, Elgin, SC 29045			Company Name:	
		Copy To:		Address:	
Email To:	slotsky@bellsouth.net	Purchase Order No.		Pace Quote Reference:	
Phone:	803-438-1331 Fax: 803-438-1331	Client Project ID:	CLOUD'S CHEVRON	Pace Project Manager:	
Requested Due Date/TAT:	10 Day (Default)	Container Order Number:		Pace Profile #:	

Regulatory Agency: —

State / Location: South Carolina

Requested Analysis Filtered (Y/N)

ITEM#	SAMPLE ID (One Character per box. (A-Z, 0-9 / , -) Sample Ids must be unique)	MATRIX CODE (see valid codes to left)	SAMPLE TYPE (G=GRAB C=COMP)	COLLECTED START DATE	COLLECTED START TIME	COLLECTED END DATE	COLLECTED END TIME	SAMPLE TEMP AT COLLECTION	# OF CONTAINERS	Preservatives: Unpreserved	H2SO4	HNO3	HCl	NaOH	Na2S2O3	Methanol	Other	Analyses Test Y/N	BTEXMN	OXYGENATES	EDB	Residual Chlorine (Y/N)	923078
1	MW-13			10/21/08	2:31p														X	X	X		001
2	MW-14			Missing well															X	X	X		
3	MW-15			10/21/08	2:20p														X	X	X		
4	MW-16			10/22/08	8:30a														X	X	X		10
5	MW-17			10/22/08	8:18a														X	X	X		
6	MW-18			10/20/08	2:25p														X	X	X		
7	MW-19			10/20/08	2:45p														X	X	X		
8	MW-20			10/20/08	12:30p														X	X	X		
9	MW-22			10/20/08	12:55p														X	X	X		
10	MW-23			10/20/08	1:40														X	X	X		
11	MW-24			10/20/08	1:15														X	X	X		
12	MW-25			10/20/08	11:55a														X	X	X		

ADDITIONAL COMMENTS	RELINQUISHED BY / AFFILIATION	DATE	TIME	ACCEPTED BY / AFFILIATION	DATE	TIME	SAMPLE CONDITIONS			
	[signature] PEG	10/24	11:58	[signature] Pace	10/24/8	1158				
	[signature] Pace	10/24/8	15:40	[illegible]	10/24/8	15:40	5.2	Yes	no	Yes
							TEMP in C	Received on Ice (Y/N)	Custody Sealed Cooler (Y/N)	Samples Intact (Y/N)

SAMPLER NAME AND SIGNATURE

PRINT Name of SAMPLER: Eddie LeGrand (Eddie Legrand)

SIGNATURE of SAMPLER: Edward F. LeGrand III DATE Signed: 10/24/08

Pace Analytical
www.pacelabs.com

CHAIN-OF-CUSTODY / Analytical Request Document

The Chain-of-Custody is a LEGAL DOCUMENT. All relevant fields must be completed accurately.

Section A Required Client Information:		Section B Required Project Information:		Section C Invoice Information:	
Company:	Palmetto Environmental Group, Inc.	Report To:	James Cooper	Attention:	
Address:	P. O. Box 427, Elgin, SC 29045			Company Name:	
		Copy To:		Address:	
Email To:	slotsky@bellsouth.net	Purchase Order No.		Pace Quote Reference:	
Phone:	803-438-1331 Fax: 803-438-1331	Client Project ID:	CLOUD'S CHEVRON	Pace Project Manager:	
Requested Due Date/TAT:	10 Day (Default)	Container Order Number:		Pace Profile #:	

Regulatory Agency:

State / Location: South Carolina

ITEM#	SAMPLE ID (One Character per box. (A-Z, 0-9 / , -) Sample Ids must be unique)	MATRIX CODE (see valid codes to left)	SAMPLE TYPE (G=GRAB C=COMP)	COLLECTED START DATE	COLLECTED START TIME	COLLECTED END DATE	COLLECTED END TIME	SAMPLE TEMP AT COLLECTION	# OF CONTAINERS	Preservatives: Unpreserved	H2SO4	HNO3	HCl	NaOH	Na2S2O3	Methanol	Other	Analyses Test Y/N	Requested Analysis Filtered (Y/N): BTEXMN	OXYGENATES	EDB	Residual Chlorine (Y/N)	
1	MW-26			missing	well														X	X	X		923083
2	MW-27			10/20/08	11:20a														X	X	X		
3	MW-28			10/20/08	11:02a														X	X	X		
4	MW-29			10/20/08	10:55a														X	X	X		
5	MW-30			10/20/08	2:38p														X	X	X		
6	MW-31			missing	well														X	X	X		
7	MW-32			10/20/08	2:07p														X	X	X		
8	MW-33			10/20/08	2:22														X	X	X		
9	MW-34			10/20/08	3:40														X	X	X		
10	MW-35			10/20/08	3:25														X	X	X		
11	MW-36			10/20															X	X	X		
12	MW-37			10/20	2:55p														X	X	X		

ADDITIONAL COMMENTS	RELINQUISHED BY / AFFILIATION	DATE	TIME	ACCEPTED BY / AFFILIATION	DATE	TIME	SAMPLE CONDITIONS: TEMP in C	Received on Ice (Y/N)	Custody Sealed Cooler (Y/N)	Samples Intact (Y/N)
	[signature] / PEG	10/24	11:58	[signature] / PACE	10/24/08	11:54				
	[signature] / PACE	10/24/08	15:40	[signature]	10/24/08	15:40	5.2	yes	no	yes

SAMPLER NAME AND SIGNATURE

PRINT Name of SAMPLER: Eddie LeGrand (Eddie Legrand)

SIGNATURE of SAMPLER: Edward E LeGrand DATE Signed: 10/24/08

Pace Analytical
www.pacelabs.com

CHAIN-OF-CUSTODY / Analytical Request Document

The Chain-of-Custody is a LEGAL DOCUMENT. All relevant fields must be completed accurately.

Section A
Required Client Information:

Company:	Palmetto Environmental Group, Inc.
Address:	P. O. Box 427, Elgin, SC 29045
Email To:	slotsky@bellsouth.net
Phone:	803-438-1331 Fax: 803-438-1331
Requested Due Date/TAT:	10 Day (Default)

Section B
Required Project Information:

Report To:	James Cooper
Copy To:	
Purchase Order No.	
Client Project ID:	CLOUD'S CHEVRON
Container Order Number:	

Section C
Invoice Information:

Attention:	
Company Name:	
Address:	
Pace Quote Reference:	
Pace Project Manager:	
Pace Profile #:	

Regulatory Agency:

State / Location: South Carolina

Requested Analysis Filtered (Y/N)

ITEM#	SAMPLE ID One Character per box. (A-Z, 0-9 / , -) Sample Ids must be unique MATRIX: Drinking Water (DW), Water (WT), Waste Water (WW), Product (P), Soil/Solid (SL), Oil (OL), Wipe (WP), Air (AR), Other (OT), TS	MATRIX CODE (see valid codes to left)	SAMPLE TYPE (G=GRAB C=COMP)	COLLECTED START DATE	COLLECTED START TIME	COLLECTED END DATE	COLLECTED END TIME	SAMPLE TEMP AT COLLECTION	# OF CONTAINERS	Preservatives: Unpreserved	H2SO4	HNO3	HCl	NaOH	Na2S2O3	Methanol	Other	Analyses Test Y/N	BTEXMN	OXYGENATES	EDB	Residual Chlorine (Y/N)	923783
1	MW-38			10/20	2140													X	X	X			030
2	MW-39			10/20	8:45													X	X	X			
3	MW-40			10/20	8:57													X	X	X			321
4	MW-41			10/20	9:03													X	X	X			335
5	MW-42			10/20	9:14													X	X	X			345
6	MW-43			10/22	9:55													X	X	X			336
7	MW-44			10/22	10:02													X	X	X			318
8	MW-45			10/22	9:23													X	X	X			338
9	MW-46			10/22	9:46													X	X	X			327
10	MW-47			10/22	8:30													X	X	X			340
11	MW-48			10/22	8:50													X	X	X			341
12	MW-49			10/22	9:03																		

ADDITIONAL COMMENTS	RELINQUISHED BY / AFFILIATION	DATE	TIME	ACCEPTED BY / AFFILIATION	DATE	TIME
		10/24	11:58		10/24/08	11:58
		10/29/08	15:40		10/29/08	15:40

SAMPLE CONDITIONS

TEMP in C	Received on Ice (Y/N)	Custody Sealed Cooler (Y/N)	Samples Intact (Y/N)
5.2	Y	N	Y

SAMPLER NAME AND SIGNATURE

PRINT Name of SAMPLER: Eddie LeGrand Eddie Legrand

SIGNATURE of SAMPLER: Edward T. LeGrand DATE Signed: 10/24/08

Pace Analytical
www.pacelabs.com

CHAIN-OF-CUSTODY / Analytical Request Document

The Chain-of-Custody is a LEGAL DOCUMENT. All relevant fields must be completed accurately.

Section A Required Client Information:		Section B Required Project Information:		Section C Invoice Information:	
Company:	Palmetto Environmental Group, Inc.	Report To:	James Cooper	Attention:	
Address:	P. O. Box 427, Elgin, SC 29045			Company Name:	
		Copy To:		Address:	
Email To:	slotsky@bellsouth.net	Purchase Order No.		Pace Quote Reference:	
Phone:	803-438-1331 Fax: 803-438-1331	Client Project ID:	CLOUD'S CHEVRON	Pace Project Manager:	
Requested Due Date/TAT:	10 Day (Default)	Container Order Number:		Pace Profile #:	

Regulatory Agency: —

State / Location: South Carolina

Requested Analysis Filtered (Y/N)

ITEM#	SAMPLE ID (One Character per box. (A-Z, 0-9 / , -) Sample Ids must be unique)	MATRIX CODE (see valid codes to left)	SAMPLE TYPE (G=GRAB C=COMP)	COLLECTED START DATE	COLLECTED START TIME	COLLECTED END DATE	COLLECTED END TIME	SAMPLE TEMP AT COLLECTION	# OF CONTAINERS	Preservatives: Unpreserved	H2SO4	HNO3	HCl	NaOH	Na2S2O3	Methanol	Other	Analyses Test Y/N	BTEXMN	OXYGENATES	EDB	Residual Chlorine (Y/N)	923783
1	MW-50			10/22	9:15														X	X	X		04
2	MW-51			10/21	12:20														X	X	X		03
3	~~MW-52~~ DRY																		X	X	X		
4	MW-53			10/21	2:33														X	X	X		47
5	MW-54			10/21	2:42														X	X	X		45
6	MW-55			10/21	12:44														X	X	X		46
7	MW-56			10/21	1:32														X	X	X		48
8	~~MW-57~~																		X	X	X		49
9	MW-58			10/21	11:21														X	X	X		55
10	~~MW-59~~																		X	X	X		50
11	MW-60			10/21	1:21														X	X	X		51
12	~~MW-61~~ DRY																		X	X	X		

MATRIX CODE: Drinking Water DW; Water WT; Waste Water WW; Product P; Soil/Solid SL; Oil OL; Wipe WP; Air AR; Other OT; TS

ADDITIONAL COMMENTS	RELINQUISHED BY / AFFILIATION	DATE	TIME	ACCEPTED BY / AFFILIATION	DATE	TIME
	[signature] / Pace	10/24	11:58	[signature] Pace	10/24/08	11:58
	[signature] / Pace	10/24	15:40	[signature]	10/24/08	15:40

SAMPLE CONDITIONS

TEMP in C	Received on Ice (Y/N)	Custody Sealed Cooler (Y/N)	Samples Intact (Y/N)
4.2	Yes	No	Yes

SAMPLER NAME AND SIGNATURE

PRINT Name of SAMPLER: Eddie Legrand

SIGNATURE of SAMPLER: Edward F. LeGrand DATE Signed: 10/24/08

Pace Analytical
www.pacelabs.com

CHAIN-OF-CUSTODY / Analytical Request Document

The Chain-of-Custody is a LEGAL DOCUMENT. All relevant fields must be completed accurately.

Section A Required Client Information:		Section B Required Project Information:		Section C Invoice Information:	
Company:	Palmetto Environmental Group, Inc.	Report To:	James Cooper	Attention:	
Address:	P. O. Box 427, Elgin, SC 29045			Company Name:	
		Copy To:		Address:	
Email To:	slotsky@bellsouth.net	Purchase Order No.		Pace Quote Reference:	
Phone:	803-438-1331 Fax: 803-438-1331	Client Project ID:	CLOUD'S CHEVRON	Pace Project Manager:	
Requested Due Date/TAT:	10 Day (Default)	Container Order Number:		Pace Profile #:	

Regulatory Agency: State / Location: South Carolina

Requested Analysis Filtered (Y/N)

ITEM#	SAMPLE ID (One Character per box. (A-Z, 0-9 / , -) Sample Ids must be unique)	MATRIX CODE (see valid codes to left)	SAMPLE TYPE (G=GRAB C=COMP)	COLLECTED START DATE	COLLECTED START TIME	COLLECTED END DATE	COLLECTED END TIME	SAMPLE TEMP AT COLLECTION	# OF CONTAINERS	Preservatives: Unpreserved	H2SO4	HNO3	HCl	NaOH	Na2S2O3	Methanol	Other	Y/N	Analyses Test: BTEXMN	OXYGENATES	EDB	Residual Chlorine (Y/N)	923783
1	MW-62			10/21	10:45														X	X	X		05
2	MW-63			10/21	10:47														X	X	X		53
3	MW-64			10/21	10:10														X	X	X		55
4	MW-65			10/21	10:24														X	X	X		54
5	MW-66			10/21	9:20														X	X	X		56
6	MW-67			10/21	8:34														X	X	X		58
7	MW-68			10/21	10:17														X	X	X		59
8	MW-69			10/21	10:05														X	X	X		60
9	MW-70			10/21	9:53														X	X	X		61
10	MW-5aR			10/20	12:10														X	X	X		62
11	PW-1R			10/20	1:00														X	X	X		
12	~~RW-1R~~ MISSING																						

MATRIX CODE: Drinking Water = DW; Water = WT; Waste Water = WW; Product = P; Soil/Solid = SL; Oil = OL; Wipe = WP; Air = AR; Other = OT; TS

ADDITIONAL COMMENTS	RELINQUISHED BY / AFFILIATION	DATE	TIME	ACCEPTED BY / AFFILIATION	DATE	TIME	SAMPLE CONDITIONS: TEMP in C	Received on Ice (Y/N)	Custody Sealed Cooler (Y/N)	Samples Intact (Y/N)
	[signature] Pace	10/24	11:58	[signature] Pace	10/24/08	11:58				
	[signature] Pace	10/24	15:40	[signature]	10/24/08	15:40	5.2	yes	no	yes

SAMPLER NAME AND SIGNATURE

PRINT Name of SAMPLER: Eddie Legrand

SIGNATURE of SAMPLER: Edward F. LeGrand DATE Signed: 10/24/08

Pace Analytical

CHAIN-OF-CUSTODY / Analytical Request Document

The Chain-of-Custody is a LEGAL DOCUMENT. All relevant fields must be completed accurately.

Section A Required Client Information:		Section B Required Project Information:		Section C Invoice Information:	
Company:	Palmetto Environmental Group, Inc.	Report To:	James Cooper	Attention:	
Address:	P. O. Box 427, Elgin, SC 29045			Company Name:	
		Copy To:		Address:	
Email To:	slotsky@bellsouth.net	Purchase Order No.		Pace Quote Reference:	
Phone:	803-438-1331 Fax: 803-438-1331	Client Project ID:	CLOUD'S CHEVRON	Pace Project Manager:	
Requested Due Date/TAT:	10 Day (Default)	Container Order Number:		Pace Profile #:	

Regulatory Agency:

State / Location: South Carolina

Requested Analysis Filtered (Y/N)

ITEM#	SAMPLE ID (One Character per box. (A-Z, 0-9 / , -) Sample ids must be unique)	MATRIX CODE (see valid codes to left)	SAMPLE TYPE (G=GRAB C=COMP)	COLLECTED START DATE	COLLECTED START TIME	COLLECTED END DATE	COLLECTED END TIME	SAMPLE TEMP AT COLLECTION	# OF CONTAINERS	Preservatives: Unpreserved	H2SO4	HNO3	HCl	NaOH	Na2S2O3	Methanol	Other	Analyses Test Y/N	BTEXMN	OXYGENATES	EDB	Residual Chlorine (Y/N)	923083
1	DW-1			10/20	9:05														X	X	X		03
2	DW-2			10/20	9:20														X	X	X		04
3	DW-3			10/20	1:03														X	X	X		05
4	DW-4			10/22	12:44														X	X	X		06
5	DW-5			10/20	3:25														X	X	X		07
6	DW-6			10/21	9:28														X	X	X		08
7	DW-7			10/21	1:53														X	X	X		09
8	DW-8			10/21	11:13														X	X	X		10
9	DW-9			10/22	11:28														X	X	X		11
10	SW-1			10/21	1:55														X	X	X		12
11																			X	X	X		
12																			X	X	X		

MATRIX CODE: Drinking Water DW; Water WT; Waste Water WW; Product P; Soil/Solid SL; Oil OL; Wipe WP; Air AR; Other OT; TS

ADDITIONAL COMMENTS	RELINQUISHED BY / AFFILIATION	DATE	TIME	ACCEPTED BY / AFFILIATION	DATE	TIME	SAMPLE CONDITIONS: TEMP in C	Received on Ice (Y/N)	Custody Sealed Cooler (Y/N)	Samples Intact (Y/N)
		10/24	11:58		10/24/08	11:58				
		10/24	15:40		10/24/08	15:40	5.2	Y	no	Y

SAMPLER NAME AND SIGNATURE

PRINT Name of SAMPLER: Eddie Legrand

SIGNATURE of SAMPLER: Edward F. LeGrand DATE Signed: 10/24/08

Pace Analytical

Sample Condition Upon Receipt

Client Name: Palmetto Project # 9230783

Courier: ☐ Fed Ex ☐ UPS ☐ USPS ☐ Client ☐ Commercial ☑ Pace Other_____

Custody Seal on Cooler/Box Present: ☐ yes ☑ no Seals intact: ☐ yes ☑ no

Packing Material: ☐ Bubble Wrap ☑ Bubble Bags ☐ None ☐ Other_____

Thermometer Used T060 Type of Ice: Wet Blue None ☑ Samples on ice, cooling process has begun

Cooler Temperature 5.2 Biological Tissue is Frozen: Yes No N/A

Temp should be above freezing to 6°C

Optional
Proj. Due Date: N/A
Proj. Name: N/A

Date and Initials of person examining contents: lmf 10/21/08

		Comments:
Chain of Custody Present:	☑Yes ☐No ☐N/A	1.
Chain of Custody Filled Out:	☑Yes ☐No ☐N/A	2.
Chain of Custody Relinquished:	☑Yes ☐No ☐N/A	3.
Sampler Name & Signature on COC:	☑Yes ☐No ☐N/A	4.
Samples Arrived within Hold Time:	☑Yes ☐No ☐N/A	5.
Short Hold Time Analysis (<72hr):	☐Yes ☑No ☐N/A	6.
Rush Turn Around Time Requested:	☐Yes ☑No ☐N/A	7.
Sufficient Volume:	☐Yes ☑No ☐N/A	8. missing MW1, MW2, MW5, MW9,
Correct Containers Used:	☑Yes ☐No ☐N/A	9. MW14, MW24, MW31
-Pace Containers Used:	☑Yes ☐No ☐N/A	
Containers Intact:	☑Yes ☐No ☐N/A	10.
Filtered volume received for Dissolved tests	☐Yes ☐No ☑N/A	11. MW59 + 10/21/08 15:00
Sample Labels match COC:	☐Yes ☑No ☐N/A	12. rcvd MW57 (marked out on COC)
-Includes date/time/ID/Analysis Matrix: WT		
All containers needing preservation have been checked.	☑Yes ☐No ☐N/A	13. 10/21/08 12:58
All containers needing preservation are found to be in compliance with EPA recommendation.	☑Yes ☐No ☐N/A	time/date for MW59 = 10/21/08 15:00
exceptions: VOA, coliform, TOC, O&G, WI-DRO (water)	☐Yes ☐No	Initial when completed
Samples checked for dechlorination:	☐Yes ☐No ☑N/A	14.
Headspace in VOA Vials (>6mm):	☐Yes ☑No ☐N/A	15.
Trip Blank Present:	☐Yes ☐No ☑N/A	16.
Trip Blank Custody Seals Present	☐Yes ☐No ☑N/A	
Pace Trip Blank Lot # (if purchased): N/A		

Client Notification/ Resolution: Field Data Required? Y / N / N/A

Person Contacted: _____ Date/Time: _____

Comments/ Resolution: _____

Project Manager Review: RLS Date: 10/2

Note: Whenever there is a discrepancy affecting North Carolina compliance samples, a copy of this form will be sent to the North Carolina DEHNR Certification Office (i.e out of hold, incorrect preservative, out of temp, incorrect containers)

D H E C

PROMOTE PROTECT PROSPER

C. Earl Hunter, Commissioner

Promoting and protecting the health of the public and the environment.

MR JAMES L COOPER
PALMETTO ENVIRONMENTAL GROUP
PO BOX 427
ELGIN SC 29045

DEC 10 2008

Re: **CASE Report Review**
UST Permit # 07584, University Mart, 2367 Taylor St., Columbia, SC
UST Permit ~~# 07777~~, Clouds Chevron, 1600 Two Notch Rd., Columbia, SC
UST Permit # 12352, Clouds Chevron, 1600 Two Notch Rd., Columbia, SC
IBF-29751-4/25/06-EMW
Corrective Action System Evaluation Report received November 26, 2008
Site Visit Conducted December 9, 2008
Richland County

Dear Mr. Cooper:

The Underground Storage Tank Program of the South Carolina Department of Health and Environmental Control has reviewed the referenced Corrective Action System Evaluation (CASE) report submitted by Palmetto Environmental Group, Inc. and noted the findings. The Program is concerned about the increase in concentrations in monitoring wells west of the University Mart facility and advises Palmetto Environmental Group to address this area to prevent additional migration of the plume.

On December 9, 2008, personnel from the UST Program conducted a site visit to determine if free phase product has been removed. Free phase product was detected in the recovery well next to MW-10 at a thickness of 0.24 feet. Depth to product and water measurements for all wells gauged are listed below.

Monitoring Well	Depth to Product (ft)	Depth to Water (ft)
MW-3		25.32
Recovery Well by MW-3		24.73
MW-5ar		21.89
MW-10		18.76
Recovery Well by MW-10	18.80	19.04
MW-17		24.98
Recovery Well by MW-17		25.18
MW-18		27.40
Recovery Well by MW-18		26.89
MW-19		26.47
MW-20		23.00

During the site visit, it was noted that all wells gauged except for MW-3 either had no well cap or the well cap had been removed and was left in the well vault. Well caps were replaced where possible. Per the South Carolina Well Standards and Regulations, R.61-71, all monitoring wells must have a cap. Please replace the well cap on these and all other wells where the cap has been removed. Failure to properly maintain the wells will be reported as a violation of R. 61-71.

The next CASE report is due on or before **February 26, 2009.**

UST DOCKET 23tech

On all correspondence and reports regarding these sites, please reference UST Permit # 07584, 07777, and 12352. If you have questions concerning this correspondence, feel free to contact me by telephone at (803) 896-6676, by fax at (803) 896-6245, or fulmersb@dhec.sc.gov.

Sincerely,

Susan B. Fulmer, P.G., Hydrogeologist
Corrective Action Section
Assessment and Corrective Action Division
Underground Storage Tank Program
Bureau of Land and Waste Management

cc: Technical Files (07584, 07777, 12352)

D H E C

PROMOTE PROTECT PROSPER

C. Earl Hunter, Commissioner

Promoting and protecting the health of the public and the environment.

MR RICHARD FAY
2020 CHARLOTTE PLAZA
201 S COLLEGE ST
CHARLOTTE NC 28244-2020

DEC 10 2008

Re: **CASE Report Review**
UST Permit # 07584, University Mart, 2367 Taylor St., Columbia, SC
Release 1 reported January 30, 1991; Release 2 Reported April 17, 1998
UST Permit # 07777, Clouds Chevron, 1600 Two Notch Rd., Columbia, SC
Release reported December 31, 1991
UST Permit # 12352, Clouds Chevron, 1600 Two Notch Rd., Columbia, SC
Release reported December 30, 1991
Corrective Action System Evaluation Report Received November 26, 2008
Richland County

Dear Mr. Fay:

As you may be aware, petroleum products have been identified in the soil and groundwater at the referenced facilities. To prevent the release from becoming an unacceptable risk, Palmetto Environmental Group, Inc. (PEG) has been retained to initiate corrective action of the impacted soil and groundwater using vacuum extraction, air sparging and soil vapor extraction, and chemical oxidation followed by natural attenuation. PEG is required to send you copies of the quarterly Corrective Action System Evaluation (CASE) Reports. Please contact me if you have not received the CASE report.

If you have any questions, please contact me by phone at (803) 896-6676, by fax at (803) 896-6245, or by email at fulmersb@dhec.sc.gov.

Sincerely,

Susan B. Fulmer, P.G., Hydrogeologist
Corrective Action Section
Assessment & Corrective Action Division
Underground Storage Tank Program
Bureau of Land and Waste Management

cc: Mr. Pete Overton, Acme Petroleum & Fuel Company, 543 Cox Rd., Ste C., Gastonia, SC 28054
Technical File

D H E C

PROMOTE PROTECT PROSPER

C. Earl Hunter, Commissioner

Promoting and protecting the health of the public and the environment.

MRS WALLACE SCOTT
76 WHITEFORD WAY
LEXINGTON SC 29072

DEC 10 2008

Re: **CASE Report Review**
UST Permit # 07584, University Mart, 2367 Taylor St., Columbia, SC
Release 1 reported January 30, 1991; Release 2 Reported April 17, 1998
UST Permit # 07777, Clouds Chevron, 1600 Two Notch Rd., Columbia, SC
Release reported December 31, 1991
UST Permit # 12352, Clouds Chevron, 1600 Two Notch Rd., Columbia, SC
Release reported December 30, 1991
Corrective Action System Evaluation Report Received November 26, 2008
Richland County

Dear Mrs. Scott:

As you may be aware, petroleum products have been identified in the soil and groundwater at the referenced facilities. To prevent the release from becoming an unacceptable risk, Palmetto Environmental Group, Inc. (PEG) has been retained to initiate corrective action of the impacted soil and groundwater using vacuum extraction, air sparging and soil vapor extraction, and chemical oxidation followed by natural attenuation. PEG is required to send you copies of the quarterly Corrective Action System Evaluation (CASE) Reports. Please contact me if you have not received the CASE report.

If you have any questions, please contact me by phone at (803) 896-6676, by fax at (803) 896-6245, or by email at fulmersb@dhec.sc.gov.

Sincerely,

Susan B. Fulmer, P.G., Hydrogeologist
Corrective Action Section
Assessment & Corrective Action Division
Underground Storage Tank Program
Bureau of Land and Waste Management

cc: Technical File

D H E C

PROMOTE PROTECT PROSPER

C. Earl Hunter, Commissioner

Promoting and protecting the health of the public and the environment.

MR ANDREW DIGGINS
PROVIDENCE HOSPITAL
2435 FOREST DR
COLUMBIA SC 29204

DEC 10 2008

Re: **CASE Report Review**
UST Permit # 07584, University Mart, 2367 Taylor St., Columbia, SC
Release 1 reported January 30, 1991; Release 2 Reported April 17, 1998
UST Permit # 07777, Clouds Chevron, 1600 Two Notch Rd., Columbia, SC
Release reported December 31, 1991
UST Permit # 12352, Clouds Chevron, 1600 Two Notch Rd., Columbia, SC
Release reported December 30, 1991
Corrective Action System Evaluation Report Received November 26, 2008
Richland County

Dear Mr. Diggins:

As you may be aware, petroleum products have been identified in the soil and groundwater at the referenced facilities. To prevent the release from becoming an unacceptable risk, Palmetto Environmental Group, Inc. (PEG) has been retained to initiate corrective action of the impacted soil and groundwater using vacuum extraction, air sparging and soil vapor extraction, and chemical oxidation followed by natural attenuation. PEG is required to send you copies of the quarterly Corrective Action System Evaluation (CASE) Reports. Please contact me if you have not received the CASE report.

If you have any questions, please contact me by phone at (803) 896-6676, by fax at (803) 896-6245, or by email at fulmersb@dhec.sc.gov.

Sincerely,

Susan B. Fulmer, P.G., Hydrogeologist
Corrective Action Section
Assessment & Corrective Action Division
Underground Storage Tank Program
Bureau of Land and Waste Management

cc: Tom Pollard, Esq., Nexen Pruet Law Firm, PO Drawer 2426, Columbia, SC 29202
Technical File

D H E C

PROMOTE PROTECT PROSPER

C. Earl Hunter, Commissioner

Promoting and protecting the health of the public and the environment.

MR SOLOMON ADDICO
ASSISTANT VICE PRESIDENT FOR BUSINESS & FINANCE
BENEDICT COLLEGE
1600 HARDEN STREET
COLUMBIA SC 29204

DEC 10 2008

Re: **CASE Report Review**
UST Permit # 07584, University Mart, 2367 Taylor St., Columbia, SC
Release 1 reported January 30, 1991; Release 2 Reported April 17, 1998
UST Permit # 07777, Clouds Chevron, 1600 Two Notch Rd., Columbia, SC
Release reported December 31, 1991
UST Permit # 12352, Clouds Chevron, 1600 Two Notch Rd., Columbia, SC
Release reported December 30, 1991
Corrective Action System Evaluation Report Received November 26, 2008
Richland County

Dear Mr. Addico:

As you may be aware, petroleum products have been identified in the soil and groundwater at the referenced facilities. To prevent the release from becoming an unacceptable risk, Palmetto Environmental Group, Inc. (PEG) has been retained to initiate corrective action of the impacted soil and groundwater using vacuum extraction, air sparging and soil vapor extraction, and chemical oxidation followed by natural attenuation. PEG is required to send you copies of the quarterly Corrective Action System Evaluation (CASE) Reports. Please contact me if you have not received the CASE report.

If you have any questions, please contact me by phone at (803) 896-6676, by fax at (803) 896-6245, or by email at fulmersb@dhec.sc.gov.

Sincerely,

Susan B. Fulmer, P.G., Hydrogeologist
Corrective Action Section
Assessment & Corrective Action Division
Underground Storage Tank Program
Bureau of Land and Waste Management

cc: Technical File

D H E C

PROMOTE PROTECT PROSPER

C. Earl Hunter, Commissioner

Promoting and protecting the health of the public and the environment.

MR MAHESH PATEL
FAST POINT FOOD STORES
2811 REIDVILLE RD STE 11
SPARTANBURG SC 29301-3227

DEC 1[illegible] 2008

Re: **CASE Report Review**
UST Permit # 07584, University Mart, 2367 Taylor St., Columbia, SC
Release 1 reported January 30, 1991; Release 2 Reported April 17, 1998
UST Permit # 07777, Clouds Chevron, 1600 Two Notch Rd., Columbia, SC
Release reported December 31, 1991
UST Permit # 12352, Clouds Chevron, 1600 Two Notch Rd., Columbia, SC
Release reported December 30, 1991
Corrective Action System Evaluation Report Received November 26, 2008
Richland County

Dear Mr. Patel:

As you may be aware, petroleum products have been identified in the soil and groundwater at the referenced facilities. To prevent the release from becoming an unacceptable risk, Palmetto Environmental Group, Inc. (PEG) has been retained to initiate corrective action of the impacted soil and groundwater using vacuum extraction, air sparging and soil vapor extraction, and chemical oxidation followed by natural attenuation. PEG is required to send you copies of the quarterly Corrective Action System Evaluation (CASE) Reports. Please contact me if you have not received the CASE report.

If you have any questions, please contact me by phone at (803) 896-6676, by fax at (803) 896-6245, or by email at fulmersb@dhec.sc.gov.

Sincerely,

Susan B. Fulmer, P.G., Hydrogeologist
Corrective Action Section
Assessment & Corrective Action Division
Underground Storage Tank Program
Bureau of Land and Waste Management

cc: Technical File

D H E C

PROMOTE PROTECT PROSPER

C. Earl Hunter, Commissioner

Promoting and protecting the health of the public and the environment.

MS BETTE GORDON BATEMAN
C/O JESSE REESE
PO BOX 1026
COLUMBIA SC 29201

DEC 10 2008

Re: **CASE Report Review**
UST Permit # 07584, University Mart, 2367 Taylor St., Columbia, SC
Release 1 reported January 30, 1991; Release 2 Reported April 17, 1998
UST Permit # 07777, Clouds Chevron, 1600 Two Notch Rd., Columbia, SC
Release reported December 31, 1991
UST Permit # 12352, Clouds Chevron, 1600 Two Notch Rd., Columbia, SC
Release reported December 30, 1991
Corrective Action System Evaluation Report Received November 26, 2008
Richland County

Dear Ms. Bateman:

As you may be aware, petroleum products have been identified in the soil and groundwater at the referenced facilities. To prevent the release from becoming an unacceptable risk, Palmetto Environmental Group, Inc. (PEG) has been retained to initiate corrective action of the impacted soil and groundwater using vacuum extraction, air sparging and soil vapor extraction, and chemical oxidation followed by natural attenuation. PEG is required to send you copies of the quarterly Corrective Action System Evaluation (CASE) Reports. Please contact me if you have not received the CASE report.

If you have any questions, please contact me by phone at (803) 896-6676, by fax at (803) 896-6245, or by email at fulmersb@dhec.sc.gov.

Sincerely,

Susan B. Fulmer, P.G., Hydrogeologist
Corrective Action Section
Assessment & Corrective Action Division
Underground Storage Tank Program
Bureau of Land and Waste Management

cc: Technical File

D H E C
PROMOTE PROTECT PROSPER

C. Earl Hunter, Commissioner

Promoting and protecting the health of the public and the environment.

SYLVAN FOOD SYSTEMS INC
1245 BOSTON AVE
WEST COLUMBIA SC 29170

DEC 10 2008

Re: **CASE Report Review**
UST Permit # 07584, University Mart, 2367 Taylor St., Columbia, SC
Release 1 reported January 30, 1991; Release 2 Reported April 17, 1998
UST Permit # 07777, Clouds Chevron, 1600 Two Notch Rd., Columbia, SC
Release reported December 31, 1991
UST Permit # 12352, Clouds Chevron, 1600 Two Notch Rd., Columbia, SC
Release reported December 30, 1991
Corrective Action System Evaluation Report Received November 26, 2008
Richland County

Dear Sir or Madam:

As you may be aware, petroleum products have been identified in the soil and groundwater at the referenced facilities. To prevent the release from becoming an unacceptable risk, Palmetto Environmental Group, Inc. (PEG) has been retained to initiate corrective action of the impacted soil and groundwater using vacuum extraction, air sparging and soil vapor extraction, and chemical oxidation followed by natural attenuation. PEG is required to send you copies of the quarterly Corrective Action System Evaluation (CASE) Reports. Please contact me if you have not received the CASE report.

If you have any questions, please contact me by phone at (803) 896-6676, by fax at (803) 896-6245, or by email at fulmersb@dhec.sc.gov.

Sincerely,

Susan B. Fulmer, P.G., Hydrogeologist
Corrective Action Section
Assessment & Corrective Action Division
Underground Storage Tank Program
Bureau of Land and Waste Management

cc: Kentucky Fried Chicken, 2349 Taylors St., Columbia, SC 29204
Technical File

D H E C
PROMOTE PROTECT PROSPER

C. Earl Hunter, Commissioner
Promoting and protecting the health of the public and the environment.

POPE DAVIS
2368 TAYLOR ST
COLUMBIA SC 29204

DEC 10 2008

Re: **CASE Report Review**
UST Permit # 07584, University Mart, 2367 Taylor St., Columbia, SC
Release 1 reported January 30, 1991; Release 2 Reported April 17, 1998
UST Permit # 07777, Clouds Chevron, 1600 Two Notch Rd., Columbia, SC
Release reported December 31, 1991
UST Permit # 12352, Clouds Chevron, 1600 Two Notch Rd., Columbia, SC
Release reported December 30, 1991
Corrective Action System Evaluation Report Received November 26, 2008
Richland County

Dear Mr. Davis:

As you may be aware, petroleum products have been identified in the soil and groundwater at the referenced facilities. To prevent the release from becoming an unacceptable risk, Palmetto Environmental Group, Inc. (PEG) has been retained to initiate corrective action of the impacted soil and groundwater using vacuum extraction, air sparging and soil vapor extraction, and chemical oxidation followed by natural attenuation. PEG is required to send you copies of the quarterly Corrective Action System Evaluation (CASE) Reports. Please contact me if you have not received the CASE report.

If you have any questions, please contact me by phone at (803) 896-6676, by fax at (803) 896-6245, or by email at fulmersb@dhec.sc.gov.

Sincerely,

Susan B. Fulmer, P.G., Hydrogeologist
Corrective Action Section
Assessment & Corrective Action Division
Underground Storage Tank Program
Bureau of Land and Waste Management

cc: Technical File

D H E C

PROMOTE PROTECT PROSPER

C. Earl Hunter, Commissioner

Promoting and protecting the health of the public and the environment.

WL BOYD III
455 ALEXANDER CIR
COLUMBIA SC 29206

DEC 10 2008

Re: **CASE Report Review**
UST Permit # 07584, University Mart, 2367 Taylor St., Columbia, SC
Release 1 reported January 30, 1991; Release 2 Reported April 17, 1998
UST Permit # 07777, Clouds Chevron, 1600 Two Notch Rd., Columbia, SC
Release reported December 31, 1991
UST Permit # 12352, Clouds Chevron, 1600 Two Notch Rd., Columbia, SC
Release reported December 30, 1991
Corrective Action System Evaluation Report Received November 26, 2008
Richland County

Dear Mr. Boyd:

As you may be aware, petroleum products have been identified in the soil and groundwater at the referenced facilities. To prevent the release from becoming an unacceptable risk, Palmetto Environmental Group, Inc. (PEG) has been retained to initiate corrective action of the impacted soil and groundwater using vacuum extraction, air sparging and soil vapor extraction, and chemical oxidation followed by natural attenuation. PEG is required to send you copies of the quarterly Corrective Action System Evaluation (CASE) Reports. Please contact me if you have not received the CASE report.

If you have any questions, please contact me by phone at (803) 896-6676, by fax at (803) 896-6245, or by email at fulmersb@dhec.sc.gov.

Sincerely,

Susan B. Fulmer, P.G., Hydrogeologist
Corrective Action Section
Assessment & Corrective Action Division
Underground Storage Tank Program
Bureau of Land and Waste Management

cc: Mr. Pope D. Johnson III, McCutchen, Blanton, Johnson & Barnette LLP, PO Drawer 11209, Columbia SC 29211-1209
Technical File

D H E C

PROMOTE PROTECT PROSPER

C. Earl Hunter, Commissioner

Promoting and protecting the health of the public and the environment.

MS LINDA WARREN
1527 LYON ST
COLUMBIA SC 29204

DEC 10 2008

Re: **CASE Report Review**
UST Permit # 07584, University Mart, 2367 Taylor St., Columbia, SC
Release 1 reported January 30, 1991; Release 2 Reported April 17, 1998
UST Permit # 07777, Clouds Chevron, 1600 Two Notch Rd., Columbia, SC
Release reported December 31, 1991
UST Permit # 12352, Clouds Chevron, 1600 Two Notch Rd., Columbia, SC
Release reported December 30, 1991
Corrective Action System Evaluation Report Received November 26, 2008
Richland County

Dear Ms. Warren:

As you may be aware, petroleum products have been identified in the soil and groundwater at the referenced facilities. To prevent the release from becoming an unacceptable risk, Palmetto Environmental Group, Inc. (PEG) has been retained to initiate corrective action of the impacted soil and groundwater using vacuum extraction, air sparging and soil vapor extraction, and chemical oxidation followed by natural attenuation. PEG is required to send you copies of the quarterly Corrective Action System Evaluation (CASE) Reports. Please contact me if you have not received the CASE report.

If you have any questions, please contact me by phone at (803) 896-6676, by fax at (803) 896-6245, or by email at fulmersb@dhec.sc.gov.

Sincerely,

Susan B. Fulmer, P.G., Hydrogeologist
Corrective Action Section
Assessment & Corrective Action Division
Underground Storage Tank Program
Bureau of Land and Waste Management

cc: Technical File

D H E C

PROMOTE PROTECT PROSPER

C. Earl Hunter, Commissioner

Promoting and protecting the health of the public and the environment.

MR JOE SUDDETH
302 BIDDLE RD
COLUMBIA SC 29212

DEC 10 2008

Re: **CASE Report Review**
UST Permit # 07584, University Mart, 2367 Taylor St., Columbia, SC
Release 1 reported January 30, 1991; Release 2 Reported April 17, 1998
UST Permit # 07777, Clouds Chevron, 1600 Two Notch Rd., Columbia, SC
Release reported December 31, 1991
UST Permit # 12352, Clouds Chevron, 1600 Two Notch Rd., Columbia, SC
Release reported December 30, 1991
Corrective Action System Evaluation Report Received November 26, 2008
Richland County

Dear Mr. Suddeth:

As you may be aware, petroleum products have been identified in the soil and groundwater at the referenced facilities. To prevent the release from becoming an unacceptable risk, Palmetto Environmental Group, Inc. (PEG) has been retained to initiate corrective action of the impacted soil and groundwater using vacuum extraction, air sparging and soil vapor extraction, and chemical oxidation followed by natural attenuation. PEG is required to send you copies of the quarterly Corrective Action System Evaluation (CASE) Reports. Please contact me if you have not received the CASE report.

If you have any questions, please contact me by phone at (803) 896-6676, by fax at (803) 896-6245, or by email at fulmersb@dhec.sc.gov.

Sincerely,

Susan B. Fulmer, P.G., Hydrogeologist
Corrective Action Section
Assessment & Corrective Action Division
Underground Storage Tank Program
Bureau of Land and Waste Management

cc: Technical File

D H E C
PROMOTE PROTECT PROSPER

C. Earl Hunter, Commissioner
Promoting and protecting the health of the public and the environment.

CHANG MOON SUENG
2358 TAYLOR ST
COLUMBIA SC 29204

DEC 10 2008

Re: **CASE Report Review**
UST Permit # 07584, University Mart, 2367 Taylor St., Columbia, SC
Release 1 reported January 30, 1991; Release 2 Reported April 17, 1998
UST Permit # 07777, Clouds Chevron, 1600 Two Notch Rd., Columbia, SC
Release reported December 31, 1991
UST Permit # 12352, Clouds Chevron, 1600 Two Notch Rd., Columbia, SC
Release reported December 30, 1991
Corrective Action System Evaluation Report Received November 26, 2008
Richland County

Dear Mr. Sueng:

As you may be aware, petroleum products have been identified in the soil and groundwater at the referenced facilities. To prevent the release from becoming an unacceptable risk, Palmetto Environmental Group, Inc. (PEG) has been retained to initiate corrective action of the impacted soil and groundwater using vacuum extraction, air sparging and soil vapor extraction, and chemical oxidation followed by natural attenuation. PEG is required to send you copies of the quarterly Corrective Action System Evaluation (CASE) Reports. Please contact me if you have not received the CASE report.

If you have any questions, please contact me by phone at (803) 896-6676, by fax at (803) 896-6245, or by email at fulmersb@dhec.sc.gov.

Sincerely,

Susan B. Fulmer, P.G., Hydrogeologist
Corrective Action Section
Assessment & Corrective Action Division
Underground Storage Tank Program
Bureau of Land and Waste Management

cc: Technical File

D H E C
PROMOTE PROTECT PROSPER

C. Earl Hunter, Commissioner
Promoting and protecting the health of the public and the environment.

GILBERT WALKER
COLUMBIA HOUSING AUTHORITY
PO BOX 4307
COLUMBIA SC29204

DEC 10 2008

Re: **CASE Report Review**
UST Permit # 07584, University Mart, 2367 Taylor St., Columbia, SC
Release 1 reported January 30, 1991; Release 2 Reported April 17, 1998
UST Permit # 07777, Clouds Chevron, 1600 Two Notch Rd., Columbia, SC
Release reported December 31, 1991
UST Permit # 12352, Clouds Chevron, 1600 Two Notch Rd., Columbia, SC
Release reported December 30, 1991
Corrective Action System Evaluation Report Received November 26, 2008
Richland County

Dear Mr. Walker:

As you may be aware, petroleum products have been identified in the soil and groundwater at the referenced facilities. To prevent the release from becoming an unacceptable risk, Palmetto Environmental Group, Inc. (PEG) has been retained to initiate corrective action of the impacted soil and groundwater using vacuum extraction, air sparging and soil vapor extraction, and chemical oxidation followed by natural attenuation. PEG is required to send you copies of the quarterly Corrective Action System Evaluation (CASE) Reports. Please contact me if you have not received the CASE report.

If you have any questions, please contact me by phone at (803) 896-6676, by fax at (803) 896-6245, or by email at fulmersb@dhec.sc.gov.

Sincerely,

Susan B. Fulmer, P.G., Hydrogeologist
Corrective Action Section
Assessment & Corrective Action Division
Underground Storage Tank Program
Bureau of Land and Waste Management

cc: Technical File

07584 – Bond Inquiry Complete-

International Fidelity Insurance Company
3800 Arco Corporate Drive - Suite 325
Charlotte, NC 28273
(704) 588-0251
(704) 588-1159 Fax

IFIC
Suretyship since 1904

GENERAL FORM STATUS INQUIRY

Date: 11/02/2009
Bond # MAIFSU-0394044

Susan Fulmer
Hydrogeologist, UST Program
South Carolina Department of Health & Environmental Control
2600 Bull Street
Columbia, SC 29201-1708

PRINCIPAL: Palmetto Environmental Group, Inc.
P.O. Box 427
Elgin, SC 29045

DESCRIPTION OF CONTRACT: Corrective Action at Site #07584 per Purchase Order No. 632354

OBLIGEE: S.C. Department of Health & Environmental Control

CONTRACT PRICE:$619,500.00 BOND AMT:$309,750.00 EFF.DATE: 05/30/2006

Without prejudicing your right or affecting our liability under our bond described above, we would appreciate such of the following information as is now available.

Very truly yours,
Roxanne Grace, Assistant
INTERNATIONAL FIDELTIY INSURANCE COMPANY

Stamped addressed envelope enclosed for reply

1. **IF CONTRACT COMPLETED, PLEASE STATE:**
   Approximate date of completion of work (or final delivery):_____
   Approximate acceptance date: _____
   Final Contract Price $_____

2. **IF CONTRACT UNCOMPLETED, PLEASE STATE:**
   Please state approximate percentage or dollar amount of contract completed thus far: 50%

3. **Do you know of any unpaid bills for labor or materials?**(check) ✓ NO _____ YES
   (if yes, please explain in 4 below)

4. **Remarks**: (if any)
   Report was due 2/26/2009 and has not been received to date.

Printed Name Susan Fulmer
Signature Susan Fulmer
Date 11/12/09
Title Hydrogeologist

Please return this inquiry to address or fax listed above, Thank you!

faxed
UST DOCKET

International Fidelity Insurance Company
3800 Arco Corporate Drive - Suite 325
Charlotte, NC 28273
(704) 588-0251
(704) 588-1159 Fax

IFIC
Suretyship since 1904

GENERAL FORM STATUS INQUIRY

Date: 02/19/2010
Bond # MAIFSU-0394044

Susan Fulmer
Hydrogeologist, UST Program
South Carolina Department of Health & Environmental Control
2600 Bull Street
Columbia, SC 29201-1708

UST
FEB 2 2 2010
PROGRAM

PRINCIPAL: Palmetto Environmental Group, Inc.
P.O. Box 427
Elgin, SC 29045

DESCRIPTION OF CONTRACT: Corrective Action at Site #07584 per Purchase Order No. 632354

OBLIGEE: S.C. Department of Health & Environmental Control

CONTRACT PRICE:$619,500.00 BOND AMT:$309,750.00 EFF.DATE: 05/30/2006

Without prejudicing your right or affecting our liability under our bond described above, we would appreciate such of the following information as is now available.

Very truly yours,
Roxanne Grace, Underwriting Assistant
INTERNATIONAL FIDELTIY INSURANCE COMPANY

Stamped addressed envelope enclosed for reply

25 tech
UST DOCKET

1. **IF CONTRACT COMPLETED, PLEASE STATE:**
   Approximate date of completion of work (or final delivery): _____
   Approximate acceptance date: _____
   Final Contract Price $_____

2. **IF CONTRACT UNCOMPLETED, PLEASE STATE:**
   Please state approximate percentage or dollar amount of contract completed thus far: 50%

3. **Do you know of any unpaid bills for labor or materials?**(check) ✓ NO ____ YES
   (if yes, please explain in 4 below)

4. **Remarks**: (if any)
   Monitoring report was due 2/26/2009 and has not been received to date.

Printed Name Susan Fulmer
Signature Susan Fulmer
Date 2/22/2010
Title Hydrogeologist

Please return this inquiry to address or fax listed above, Thank you!

Ecological Resources, Inc.
P. O. Box 427, Elgin, SC 29045

UST
MAR 0 1 2010
PROGRAM

UST DOCKET

February 26, 2010

Susan Fulmer
Corrective Action Section
Underground Storage Tank Program
SCDHEC
2600 Bull St.
Columbia, SC 29201

RE: CASE Report, Cloud's Chevron/University Mart/Handy Pantry #65, UST Permits #07777/12352/07584, Columbia, SC

Dear Ms. Fulmer:

Enclosed is the above referenced report. As cited in the report, the 60% CoC Mass Concentration Reduction milestone has been achieved at this time.

I apologize for the delay in submittal of these reports. The economic environment is very challenging for us at this time and production of this report is expensive. I would like to request you consider whether there are wells that can be temporarily omitted from the sampling regimen. There are approximately 36 - 40 fringe wells that appear likely candidates.

As always, please call if there are questions or you require additional information.

Sincerely,

James L. Cooper
Project Manager

07777 - 26 tech
12352 - 25 tech
07584 - 26 tech

(803) 438-3890 Voice/Fax
Slotsky@Bellsouth.net

CASE Report

Site No.: 07584/17777/12352
Cloud's Chevron/Handy Pantry #65
2367 Taylor St.
Columbia, SC

Prepared by:
Dean L. Cooper
Ecological Resources, Inc.
P. O. Box 427
Elgin, SC 29045
SCDHEC Contractor Certification 393

February 25, 2010

Events and Activities:

Equipment and personnel were mobilized to the site beginning on January 18th to gauge the monitoring wells for groundwater and LPH levels and collect groundwater samples from the wells.

Observations:

No measurable amount of LPH was detected at this time. Groundwater measurements indicate that groundwater continues to move in a southerly to southeasterly direction toward the storm drainage culvert south of the NAPA store between Millwood and Ontario streets.

Results of the gauging and groundwater sampling events are summarized in tables attached to this report. Graphic representations of CoC concentrations and potentiometric conditions are also attached.

The air sparging units have continued to perform intermittently. The controllers were sent to the manufacturer this time for testing and reprogramming. For now, they are performing as expected.

As cited in the previous report, the storm drainage system is being studied to determine if it is facilitating the migration of contaminants which ultimately affect surface water in the receptor SW-1. Several samples have been taken from the storm water system at strategic points. One sample was taken from the outfall of the storm water pipe discharge located on the west side of Millwood Ave. This pipe discharges into the open ditch that exists south of the NAPA Auto Parts store and travels in a southeasterly direction from Millwood and crosses under Ontario St. The second sample was taken from the ditch surface water approximately equidistant between Millwood and Ontario streets. The third and final sample was taken from the storm water pipe that exists west of and travels parallel to Ontario St. This pipe discharges into the pipe that channels storm water under Ontario St.

Analytical results of these samples have not been received as of the date of this report; however petroleum vapors are emanating from the pipe traveling along Ontario St.

Recommendations/Conclusions:

It is apparent that the storm water drainage system along Ontario St. is facilitating contaminant migration. The drainage system parallel to Millwood Ave. may be contributing to this problem as well. An addendum will be issued to this report once analyses results have been received and further analysis has been conducted.

The CoC Mass Reduction Calculations indicate a 70% reduction in dissolved CoC's greater than SSTL's as compared with initial values. This represents a positive 100% improvement since the submission of the initial CASE report. The initial CASE report indicated a starting point of (-30.88%) as compared with initial values cited in the project specifications. Total CoC mass concentrations have also been reduced 70%.

The calculations are actually skewed because of the high report method detection limits (MDL's) which impacted the results for MW-35, 40, and 57. Total CoC mass concentrations in these wells appear higher than they actually are. The CoC Mass Reduction Calculation would have been about 80% had lower MDL's been requested. In any event, the 60% CoC Mass Reduction milestone has been achieved at this time.

As mentioned in the previous report, MW-9 has been destroyed or paved over and no longer exists. Use of previous analytical results for this well would not materially affect the results of this report. However; this well is an SSTL well and the UST program needs to decide whether to replace the well or delete it from the project inventory.

Dean L. Cooper, P. E.

Clouds Chevron CoC Mass Reduction Calculations

Well		Benzene	Toluene	Ethylbenzene	Xylene	MTBE	Naphthalene	EDB	ETBE	TAME	TBA	Ethanol	TAA	TBF	ETBA	DIPE	Initial>SSTL	Subsequent>SSTL
MW-2	Initial 11/16/2005	5900	11000	1800	12000	3200	570	39	130	130	630	2500	2800	630	630	250		
	SSTL	-77	-11000	-1800	-12000	-1256	-91	-6.5	-130	-130	-630	-2500	-1900	-630	-630	-250		
	Initial>SSTL	5823	0	0	0	1944	479	32.5	0	0	0	0	900	0	0	0	9178.5	
8/21/2007	Subsequent	6	13	5	5	5	5	1	5	5	5	5	5	5	5	5		
	Subsequent>SSTL	0	0	0	0	0	0	0	0	0	0	0	0	0	0	0		0
		Benzene	Toluene	Ethylbenzene	Xylene	MTBE	Naphthalene	EDB	ETBE	TAME	TBA	Ethanol	TAA	TBF	ETBA	DIPE		
MW-3	Initial 11/16/2005	15000	27000	3500	19000	37000	1500	230	250	540	1300	5000	12000	1300	1300	1100		
	SSTL	-111	-27000	-3500	-19000	-1976	-108	-12	-250	-540	-1300	-5000	-2499	-1300	-1300	-1100		
	Initial>SSTL	14889	0	0	0	35024	1392	218	0	0	0	0	9501	0	0	0	61024	
1/18/2010	Subsequent	170	333	55	470	4260	254	42	230	225	1350	8500	3100	450	2400	135		
	Subsequent>SSTL	59	0	0	0	2284	146	30.2	0	0	50	3500	601	0	1100	0		7770.2
		Benzene	Toluene	Ethylbenzene	Xylene	MTBE	Naphthalene	EDB	ETBE	TAME	TBA	Ethanol	TAA	TBF	ETBA	DIPE		
MW-5	Initial 11/16/2005	100	3600	2300	8300	100	710	500	500	2500	10000	2500	2500	2500	500	87		
	SSTL	-87	-3600	-2300	-8300	-100	-96	-0.84	-500	-500	-2500	-10000	-2082	-2500	-2500	-500		
	Initial>SSTL	13	0	0	0	0	614	499.16	0	2000	7500	0	418	0	0	0	11044.16	
3/3/2008	Subsequent	12	18	11	31	946	29	0	46	45	270	1700	620	90	480	27		
	Subsequent>SSTL	0	0	0	0	846	0	0	0	0	0	0	0	0	0	0		846
		Benzene	Toluene	Ethylbenzene	Xylene	MTBE	Naphthalene	EDB	ETBE	TAME	TBA	Ethanol	TAA	TBF	ETBA	DIPE		
MW-6	Initial 11/16/2005	13	1	1	60	1	5	0.02	5	5	25	100	25	25	25	5		
	SSTL	-13	-1	-1	-60	-1	-5	-0.02	-5	-5	-25	-100	-25	-25	-25	-5		
	Initial>SSTL	0	0	0	0	0	0	0	0	0	0	0	0	0	0	0	0	
1/18/2010	Subsequent	1	2	1	3	119	3	0	5	5	27	170	62	9	48	3		
	Subsequent>SSTL	0	0.8	0.1	0	118	0	0	0	0	2	70	37	0	23	0		250.9
		Benzene	Toluene	Ethylbenzene	Xylene	MTBE	Naphthalene	EDB	ETBE	TAME	TBA	Ethanol	TAA	TBF	ETBA	DIPE		
MW-9	Initial 11/16/2005	3100	9800	2100	11000	10	1000	0.15	50	50	250	1000	250	250	250	71		
	SSTL	-35	-7134	-2100	-11000	-10	-68	-0.15	-50	-50	-250	-1000	-250	-250	-250	-71		
	Initial>SSTL	3065	2666	0	0	0	932	0	0	0	0	0	0	0	0	0	6663	
Destroyed	Subsequent	0	0	0	0	0	0	0	0	0	0	0	0	0	0	0		
	Subsequent>SSTL	0	0	0	0	0	0	0	0	0	0	0	0	0	0	0		0
		Benzene	Toluene	Ethylbenzene	Xylene	MTBE	Naphthalene	EDB	ETBE	TAME	TBA	Ethanol	TAA	TBF	ETBA	DIPE		
MW-10	Initial 11/16/2005	12000	17000	2700	13000	540	990	0.23	130	230	630	2500	630	630	630	1700		
	SSTL	-24	-17000	-2700	-13000	-294	-53	-0.23	-130	-230	-630	-2500	-630	-630	-630	-1700		
	Initial>SSTL	11976	0	0	0	246	937	0	0	0	0	0	0	0	0	0	13159	
1/25/2010	Subsequent	143	1650	412	3980	20	559	0	46	45	270	1700	620	90	480	27		
	Subsequent>SSTL	119	0	0	0	0	506	0	0	0	0	0	0	0	0	0		625
		Benzene	Toluene	Ethylbenzene	Xylene	MTBE	Naphthalene	EDB	ETBE	TAME	TBA	Ethanol	TAA	TBF	ETBA	DIPE		
MW-11	Initial 11/16/2005	25	230	25	25	25	130	0.02	130	130	630	2500	630	630	630	130		
	SSTL	-25	-230	-25	-25	-25	-70	-0.02	-130	-130	-630	-2500	-630	-630	-630	-130		
	Initial>SSTL	0	0	0	0	0	60	0	0	0	0	0	0	0	0	0	60	
1/18/2010	Subsequent	1	2	1	5	18	3	0	5	5	27	170	62	9	48	3		
	Subsequent>SSTL	0	0	0	0	0	0	0	0	0	0	0	0	0	0	0		0
		Benzene	Toluene	Ethylbenzene	Xylene	MTBE	Naphthalene	EDB	ETBE	TAME	TBA	Ethanol	TAA	TBF	ETBA	DIPE		
MW-12	Initial 11/16/2005	25	230	25	25	25	130	0.02	5	5	25	100	25	25	25	5		
	SSTL	-9	-230	-25	-25	-25	-33	-0.02	-5	-5	-25	-100	-25	-25	-25	-5		
	Initial>SSTL	16	0	0	0	0	97	0	0	0	0	0	0	0	0	0	113	
1/18/2010	Subsequent	5	14	5	42	26	24	0	5	17	37	170	421	9	48	54		
	Subsequent>SSTL	0	0	0	16.9	0.9	0	0	0	11.5	11.6	70	396	0	23	49		578.9
		Benzene	Toluene	Ethylbenzene	Xylene	MTBE	Naphthalene	EDB	ETBE	TAME	TBA	Ethanol	TAA	TBF	ETBA	DIPE		
MW-15	Initial 11/16/2005	210	520	230	720	1	190	0.02	5	5	25	100	25	25	330	5.4		
	SSTL	-16	-520	-230	-720	-1	-45	-0.02	-5	-5	-25	-100	-25	-25	-330	-5.4		
	Initial>SSTL	194	0	0	0	0	145	0	0	0	0	0	0	0	0	0	339	
1/18/2010	Subsequent	11	243	347	1710	10	238	0	23	23	135	850	310	45	240	14		
	Subsequent>SSTL	0	0	117	990	9	193	0	18	17.5	110	750	285	20	0	8.1		2517.6
		Benzene	Toluene	Ethylbenzene	Xylene	MTBE	Naphthalene	EDB	ETBE	TAME	TBA	Ethanol	TAA	TBF	ETBA	DIPE		
MW-17	Initial 11/16/2005	3500	28000	3600	20000	200	1800	0.02	1000	1000	5000	20000	5000	5000	5000	1000		
	SSTL	-32	-6631	-3600	-20000	-200	-66	-0.02	-1000	-263	-5000	-20000	-773	-5000	-5000	-1000		
	Initial>SSTL	3468	21369	0	0	0	1734	0	0	737	0	0	4227	0	0	0	31535	
1/19/2010	Subsequent	873	6200	455	11400	100	784	0	230	225	1350	8500	9780	450	2400	135		
	Subsequent>SSTL	841	0	0	0	0	718	0.15	0	0	0	0	9007	0	0	0		10566.15
		Benzene	Toluene	Ethylbenzene	Xylene	MTBE	Naphthalene	EDB	ETBE	TAME	TBA	Ethanol	TAA	TBF	ETBA	DIPE		
MW-18	Initial 11/16/2005	18000	37000	3200	17000	6400	1300	1.6	1000	1000	5000	20000	5000	5000	5000	2800		
	SSTL	-40	-19326	-3200	-17000	-4260	-348	-1.6	-1000	-1000	-5000	-20000	-938	-5000	-5000	-2800		
	Initial>SSTL	17960	17674	0	0	2140	952	0	0	0	0	0	4062	0	0	0	42788	
1/18/2010	Subsequent	187	746	108	3800	199	796	1	100	154	270	1700	1410	90	480	229		
	Subsequent>SSTL	147	0	0	0	0	448	0	0	0	0	0	472	0	0	0		1067
		Benzene	Toluene	Ethylbenzene	Xylene	MTBE	Naphthalene	EDB	ETBE	TAME	TBA	Ethanol	TAA	TBF	ETBA	DIPE		
MW-19	Initial 11/16/2005	23000	48000	3600	20000	4200	1300	1.7	1000	1000	5000	20000	5000	5000	5000	2300		
	SSTL	-54	-11081	-3600	-20000	-4200	-86	-1.7	-1000	-320	-5000	-20000	-1065	-5000	-5000	-2300		
	Initial>SSTL	22946	36919	0	0	0	1214	0	0	680	0	0	3935	0	0	0	65694	
1/19/2010	Subsequent	164	2520	235	7070	153	1750	13	92	90	540	3400	1240	180	960	74		
	Subsequent>SSTL	110	0	0	0	0	1664	11.5	0	0	0	0	175	0	0	0		1960.5

		Benzene	Toluene	Ethylbenzene	Xylene	MTBE	Naphthalene	EDB	ETBE	TAME	TBA	Ethanol	TAA	TBF	ETBA	DIPE		
MW-20	Initial 11/16/2005	19000	36000	3200	18000	7200	1400	0.02	1000	1000	5000	20000	5000	5000	5000	2800		
	SSTL	-83	-17249	-3200	-18000	-7200	-108	-1000	-381	-5000	-20000	-1403	-5000	-5000	-5000	-2800		
	Initial>SSTL	18917	18751	0	0	0	1292	0	619	0	0	18597	0	0	0	0	58176	
1/18/2010	Subsequent	217	2220	41	3490	47	102	0	92	261	540	3400	2620	180	960	54		
	Subsequent>SSTL	134	0	0	0	0	0	0	0	0	0	1997	0	0	0	0		2131
		Benzene	Toluene	Ethylbenzene	Xylene	MTBE	Naphthalene	EDB	ETBE	TAME	TBA	Ethanol	TAA	TBF	ETBA	DIPE		
MW-22	Initial 11/16/2005	24000	39000	5000	27000	780	4600	0.02	1000	1000	5000	20000	5000	5000	5000	1900		
	SSTL	-90	-18572	-5000	-27000	-780	-112	-0.02	-1000	-392	-5000	-20000	-1469	-5000	-5000	-1900		
	Initial>SSTL	23910	20428	0	0	0	4488	0	0	608	0	0	3531	0	0	0	52965	
1/20/2010	Subsequent	1100	8580	1650	21800	100	215	0	230	662	1350	8500	3100	450	2400	135		
	Subsequent>SSTL	1010	0	0	0	0	103	0	0	270	0	0	1631	0	0	0		3014
		Benzene	Toluene	Ethylbenzene	Xylene	MTBE	Naphthalene	EDB	ETBE	TAME	TBA	Ethanol	TAA	TBF	ETBA	DIPE		
MW-23	Initial 11/16/2005	8100	19000	1800	9700	1600	1000	1.3	56	1000	25	100	25	25	5000	1000		
	SSTL	-72	-14880	-1800	-9700	-1600	-100	-1.3	-56	-359	-25	-100	-25	-25	-5000	-1000		
	Initial>SSTL	8028	4120	0	0	0	900	0	0	641	0	0	0	0	0	0	13689	
1/19/2010	Subsequent	17	74	9	391	17	58	0	9	9	54	340	285	18	96	7		
	Subsequent>SSTL	0	0	0	0	0	0	0	0	0	29	240	260	0	0	0		529
		Benzene	Toluene	Ethylbenzene	Xylene	MTBE	Naphthalene	EDB	ETBE	TAME	TBA	Ethanol	TAA	TBF	ETBA	DIPE		
MW-24	Initial 11/16/2005	1340	1520	98	1730	610	66.5	26.3	1	60	10	100	4890	10	1150	449		
	SSTL	-54	-1520	-98	-1730	-610	-66.5	-8	-1	-60	-10	-100	-1065	-10	-1150	-449		
	Initial>SSTL	1286	0	0	0	0	0	18.3	0	0	0	0	3825	0	0	0	5129.3	
1/18/2010	Subsequent	2	2	1	4	2	3	0.02	5	5	27	3980	62	9	48.00	3		
	Subsequent>SSTL	0	0	0	0	0	0	0	3.6	0	17	3880	0	0	0	0		3900.6
		Benzene	Toluene	Ethylbenzene	Xylene	MTBE	Naphthalene	EDB	ETBE	TAME	TBA	Ethanol	TAA	TBF	ETBA	DIPE		
MW-25	Initial 11/16/2005	1600	6200	850	4400	17	260	0.02	5	5	25	100	25	25	25	110		
	SSTL	-104	-6200	-850	-4400	-17	-121	-0.02	-5	-5	-25	-100	-25	-25	-25	-110		
	Initial>SSTL	1496	0	0	0	0	139	0	0	0	0	0	0	0	0	0	1635	
1/19/2010	Subsequent	6	89	165	1620	10	158	0	23	23	135	850	310	45	240	14		
	Subsequent>SSTL	0	0	0	0	0	37	0	18	17.5	110	750	285	20	215	0		1452.5
		Benzene	Toluene	Ethylbenzene	Xylene	MTBE	Naphthalene	EDB	ETBE	TAME	TBA	Ethanol	TAA	TBF	ETBA	DIPE		
MW-31	Initial 11/16/2005	20	53	21	260	1	51	0.02	5	5	25	100	25	25	25	5		
	SSTL	-20	-53	-21	-260	-1	-51	-0.02	-5	-5	-25	-100	-25	-25	-120	-5		
	Initial>SSTL	0	0	0	0	0	0	0	0	0	0	0	0	0	0	0	0	
1/20/2010	Subsequent	20	15	275	56	4	146	0	9	9	54	340	369	18	96	5		
	Subsequent>SSTL	0.2	0	254	0	3	95	0	4.2	4	29	240	344	0	0	0.4		973.8
		Benzene	Toluene	Ethylbenzene	Xylene	MTBE	Naphthalene	EDB	ETBE	TAME	TBA	Ethanol	TAA	TBF	ETBA	DIPE		
MW-32	Initial 11/16/2005	400	14000	520	18000	5	170	0.088	25	25	130	500	130	130	5000	25		
	SSTL	-71	-14000	-520	-18000	-5	-170	-0.088	-25	-25	-130	-500	-130	-130	-5000	-25		
	Initial>SSTL	329	0	0	0	0	0	0	0	0	0	0	0	0	0	0	329	
1/18/2010	Subsequent	6	19	23	67	2	22	0	5	5	27	170	62	9	48	3		
	Subsequent>SSTL	0	0	0	0	0	0	0	0	0	0	0	0	0	0	0		0
		Benzene	Toluene	Ethylbenzene	Xylene	MTBE	Naphthalene	EDB	ETBE	TAME	TBA	Ethanol	TAA	TBF	ETBA	DIPE		
MW-33	Initial 11/16/2005	410	1600	290	1400	50	100	0.02	5	5	25	500	130	25	500	120		
	SSTL	-53	-1600	-290	-1400	-50	-100	-0.02	-5	-5	-25	-500	-130	-25	-500	-120		
	Initial>SSTL	357	0	0	0	0	0	0	0	0	0	0	0	0	0	0	357	
1/18/2010	Subsequent	2	4	1	9	2	3	0	5	5	27	170	180	9	48	3		
	Subsequent>SSTL	0	0	0	0	0	0	0	0	0	2	0	50	0	0	0		52
		Benzene	Toluene	Ethylbenzene	Xylene	MTBE	Naphthalene	EDB	ETBE	TAME	TBA	Ethanol	TAA	TBF	ETBA	DIPE		
MW-34	Initial 11/16/2005	250	870	180	1700	10	360	0.16	50	50	250	1000	5300	250	2800	50		
	SSTL	-35	-870	-180	-1700	-10	-301	-0.16	-50	-50	-250	-1000	-870	-250	-2800	-50		
	Initial>SSTL	215	0	0	0	0	59	0	0	0	0	0	4430	0	0	0	4704	
1/18/2010	Subsequent	100	166	130	886	4	6	0	9	9	341	340	710	18	96	7		
	Subsequent>SSTL	65	0	0	0	0	0	0	0	0	91	0	0	0	0	0		156
		Benzene	Toluene	Ethylbenzene	Xylene	MTBE	Naphthalene	EDB	ETBE	TAME	TBA	Ethanol	TAA	TBF	ETBA	DIPE		
MW-35	Initial 11/16/2005	12000	22000	3200	15000	1300	1200	3.2	5	1000	5000	100	25	25	5000	1300		
	SSTL	-56	-22000	-3200	-15000	-1300	-542	-3.2	-5	-1000	-5000	-100	-25	-25	-5000	-1300		
	Initial>SSTL	11944	0	0	0	0	658	0	0	0	0	0	0	0	0	0	12602	
1/18/2010	Subsequent	4020	7160	608	3590	382	354	0	460	1310	2700	17000	13600	900	4800	351		
	Subsequent>SSTL	3964	0	0	0	0	0	0	455	310	0	16900	13575	875	0	0		36079
		Benzene	Toluene	Ethylbenzene	Xylene	MTBE	Naphthalene	EDB	ETBE	TAME	TBA	Ethanol	TAA	TBF	ETBA	DIPE		
MW-36	Initial 11/16/2005	140	310	320	1400	1	120	0.02	5	5	25	100	500	25	500	5		
	SSTL	-85	-310	-320	-1400	-1	-120	-0.02	-5	-5	-25	-100	-500	-25	-500	-5		
	Initial>SSTL	55	0	0	0	0	0	0	0	0	0	0	0	0	0	0	55	
1/18/2010	Subsequent	1	2	1	3	2	3	0	5	5	27	170	62	9	48	3		
	Subsequent>SSTL	0	0	0	0	1	0	0	0	0	2	70	0	0	0	0		73
		Benzene	Toluene	Ethylbenzene	Xylene	MTBE	Naphthalene	EDB	ETBE	TAME	TBA	Ethanol	TAA	TBF	ETBA	DIPE		
MW-37	Initial 11/16/2005	360	360	44	170	160	15	0.097	5	12	25	100	330	25	45	52		
	SSTL	-90	-360	-44	-170	-160	-15	-0.097	-5	-12	-25	-100	-330	-25	-45	-52		
	Initial>SSTL	270	0	0	0	0	0	0	0	0	0	0	0	0	0	0	270	
1/18/2010	Subsequent	353	417	325	794	20	75	0	23	23	135	850	2400	45	240	14		
	Subsequent>SSTL	263	57	281	624	0	60.1	0	18	10.5	110	750	2070	20	195	0		4458.6

		Benzene	Toluene	Ethylbenzene	Xylene	MTBE	Naphthalene	EDB	ETBE	TAME	TBA	Ethanol	TAA	TBF	ETBA	DIPE		
MW-39	Initial 11/16/2005	3100	17000	2600	13000	25	830	0.29	130	130	630	2500	630	630	630	130		
	SSTL	-90	-17000	-2600	-13000	-25	-830	-0.29	-130	-130	-630	-2500	-630	-630	-630	-130		
	Initial>SSTL	3010	0	0	0	0	0	0	0	0	0	0	0	0	0	0	3010	
1/20/2010	Subsequent	60	2400	486	4810	40	330	0	92	90	540	3400	3000	180	960	54		
	Subsequent>SSTL	0	0	0	0	15	0	0	0	0	0	900	2370	0	330	0		3615
		Benzene	Toluene	Ethylbenzene	Xylene	MTBE	Naphthalene	EDB	ETBE	TAME	TBA	Ethanol	TAA	TBF	ETBA	DIPE		
MW-40	Initial 11/16/2005	840	740	690	1900	1	500	0.22	5	5	25	100	25	25	1500	25		
	SSTL	-113	-740	-690	-1900	-1	-500	-0.22	-5	-5	-25	-100	-25	-25	-1500	-25		
	Initial>SSTL	727	0	0	0	0	0	0	0	0	0	0	0	0	0	0	727	
1/20/2010	Subsequent	120	504	110	270	200	290	0	460	450	2700	17000	6200	900	4800	270		
	Subsequent>SSTL	7	0	0	0	199	0	0	455	445	2675	16900	6175	875	3300	245		31276
		Benzene	Toluene	Ethylbenzene	Xylene	MTBE	Naphthalene	EDB	ETBE	TAME	TBA	Ethanol	TAA	TBF	ETBA	DIPE		
MW-41	Initial 11/16/2005	1	1	1	1	1	5	0.02	5	5	25	100	25	25	25	5		
	SSTL	-1	-1	-1	-1	-1	-5	-0.02	-5	-5	-25	-100	-25	-25	-25	-5		
	Initial>SSTL	0	0	0	0	0	0	0	0	0	0	0	0	0	0	0	0	
1/20/2010	Subsequent	5	3	3	3	2	3	0	5	5	27	170	62	9	48	3		
	Subsequent>SSTL	3.6	2.4	1.5	1.7	1	0	0	0	0	2	70	37	0	23	0		142.2
		Benzene	Toluene	Ethylbenzene	Xylene	MTBE	Naphthalene	EDB	ETBE	TAME	TBA	Ethanol	TAA	TBF	ETBA	DIPE		
MW-42	Initial 11/16/2005	1	1	1	1	1	5.4	0.02	5	5	25	100	25	25	25	5		
	SSTL	-1	-1	-1	-1	-1	-5.4	-0.02	-5	-5	-25	-100	-25	-25	-25	-5		
	Initial>SSTL	0	0	0	0	0	0	0	0	0	0	0	0	0	0	0	0	
1/20/2010	Subsequent	1	2	1	12	2	3	0	5	5	27	170	62	9	48	3		
	Subsequent>SSTL	0.2	0.8	0.1	11.2	1	0	0	0	0	2	70	37	0	23	0		145.3
		Benzene	Toluene	Ethylbenzene	Xylene	MTBE	Naphthalene	EDB	ETBE	TAME	TBA	Ethanol	TAA	TBF	ETBA	DIPE		
MW-47	Initial 11/16/2005	1	14	1	1	1	5	2.4	5	5	25	100	25	25	25	5		
	SSTL	-1	-14	-1	-1	-1	-5	-1	-5	-5	-25	-100	-25	-25	-25	-5		
	Initial>SSTL	0	0	0	0	0	0	1.4	0	0	0	0	0	0	0	0	1.4	
1/19/2010	Subsequent	6	2	1	4	2	3	0	5	5	27	170	62	9	48	3		
	Subsequent>SSTL	5.1	0	0.1	2.9	1	0	0	0	0	2	70	37	0	23	0		141.1
		Benzene	Toluene	Ethylbenzene	Xylene	MTBE	Naphthalene	EDB	ETBE	TAME	TBA	Ethanol	TAA	TBF	ETBA	DIPE		
MW-54	Initial 11/16/2005	970	2900	460	2200	1500	1100	2.7	50	50	250	1000	650	250	250	50		
	SSTL	-7	-1337	-460	-2200	-83	-29	-2.7	-50	-50	-250	-1000	-187	-250	-250	-50		
	Initial>SSTL	963	1563	0	0	1417	1071	0	0	0	0	0	463	0	0	0	5477	
1/19/2010	Subsequent	5	2	1	3	10	5	0	5	14	27	170	153	9	48	22		
	Subsequent>SSTL	0	0	0	0	0	0	0	0	0	0	0	0	0	0	0		0
		Benzene	Toluene	Ethylbenzene	Xylene	MTBE	Naphthalene	EDB	ETBE	TAME	TBA	Ethanol	TAA	TBF	ETBA	DIPE		
MW-55	Initial 11/16/2005	440	1	27	1	410	39	0.11	5	14	130	100	1400	25	82	83		
	SSTL	-11	-1	-27	-1	-103	-36	-0.05	-5	-14	-130	-100	-423	-25	-82	-83		
	Initial>SSTL	429	0	0	0	307	3	0.06	0	0	0	0	977	0	0	0	1716.06	
1/19/2010	Subsequent	6	2	1	3	34	6	0	5	5	27	170	62	9	48	4		
	Subsequent>SSTL	0	1.4	0	2.2	0	0	0	0	0	0	70	0	0	0	0		73.6
		Benzene	Toluene	Ethylbenzene	Xylene	MTBE	Naphthalene	EDB	ETBE	TAME	TBA	Ethanol	TAA	TBF	ETBA	DIPE		
MW-57	Initial 11/16/2005	12000	12000	2000	8200	2000	1000	3.3	1000	1000	5000	20000	8200	5000	5000	1200		
	SSTL	-6	-1944	-969	-8200	-54	-28	-0.05	-1000	-165	-1908	-20000	-287	-5000	-5000	-290		
	Initial>SSTL	11994	10056	1031	0	1946	972	3.25	0	835	3092	0	7913	0	0	910	38752.25	
1/19/2010	Subsequent	6390	6700	1180	4570	746	517	0	460	450	2700	17000	6200	900	4800	386		
	Subsequent>SSTL	6384	4756	211	0	692	489	0.039	0	285	792	0	5913	0	0	96		19618.039
		Benzene	Toluene	Ethylbenzene	Xylene	MTBE	Naphthalene	EDB	ETBE	TAME	TBA	Ethanol	TAA	TBF	ETBA	DIPE		
MW-58	Initial 11/16/2005	5300	110	960	160	630	490	2	87	88	250	1000	3500	250	500	670		
	SSTL	-6	-110	-918	-160	-51	-27	-0.05	-1000	-165	-1908	-20000	-287	-5000	-5000	-290		
	Initial>SSTL	5294	0	42	0	579	463	1.95	0	0	0	0	3213	0	0	380	9972.95	
1/19/2010	Subsequent	4	4	2	5	199	36	0.02	9	21	54	340	2960	18	96	226		
	Subsequent>SSTL	0	0	0	0	148	9.3	0	0	0	0	0	2673	0	0	0		2830.3
		Benzene	Toluene	Ethylbenzene	Xylene	MTBE	Naphthalene	EDB	ETBE	TAME	TBA	Ethanol	TAA	TBF	ETBA	DIPE		
MW-64	Initial 11/16/2005	390	13	51	1	100	56	0.02	5	10	25	100	25	25	170	41		
	SSTL	-345	-13	-51	-1	-100	-56	-0.02	-5	-10	-25	-100	-25	-25	-170	-41		
	Initial>SSTL	45	0	0	0	0	0	0	0	0	0	0	0	0	0	0	45	
1/20/2010	Subsequent	3240	2020	195	1250	1060	350	0.13	9	111	1180	340	4010	18	96	783		
	Subsequent>SSTL	2895	2007	144	1249	960	294	0.11	4.2	101	1155	240	3985	0	0	742		13776.31
		Benzene	Toluene	Ethylbenzene	Xylene	MTBE	Naphthalene	EDB	ETBE	TAME	TBA	Ethanol	TAA	TBF	ETBA	DIPE		
MW-65	Initial 11/16/2005	140	31	78	88	6	45	0.02	5	5	25	100	25	25	74	14		
	SSTL	-140	-31	-78	-88	-6	-45	-0.02	-5	-5	-25	-100	-25	-25	-74	-14		
	Initial>SSTL	0	0	0	0	0	0	0	0	0	0	0	0	0	0	0	0	
1/20/2010	Subsequent	748	530	22	274	41	29	0	46	137	270	1700	2570	90	480	36		
	Subsequent>SSTL	608	499	0	186	34.7	0	0	41	132	245	1600	2545	65	406	21.5		6383.2
		Benzene	Toluene	Ethylbenzene	Xylene	MTBE	Naphthalene	EDB	ETBE	TAME	TBA	Ethanol	TAA	TBF	ETBA	DIPE		
MW-66	Initial 11/16/2005	1	1	1	27	1	8.6	0.02	5	5	25	100	25	25	25	5		
	SSTL	-1	-1	-1	-27	-1	-8.6	-0.02	-5	-5	-25	-100	-25	-25	-25	-5		
	Initial>SSTL	0	0	0	0	0	0	0	0	0	0	0	0	0	0	0	0	
1/20/2010	Subsequent	1	3	28	4	2	53	0	5	5	27	170	62	9	48	3		
	Subsequent>SSTL	0.2	2.2	27.2	0	1	44.6	0	0	0	2	70	37	0	23	0		207.2

		Benzene	Toluene	Ethylbenzene	Xylene	MTBE	Naphthalene	EDB	ETBE	TAME	TBA	Ethanol	TAA	TBF	ETBA	DIPE		
MW-5aR	Initial 11/16/2005	27000	31000	2500	14000	9900	1000	0.19	1000	2300	5000	20000	54000	5400	13000	4100		
	SSTL	-83	-17249	-2500	-14000	-9900	-108	-0.19	-1000	-381	-5000	-20000	-1403	-5400	-13000	-4100		
	Initial>SSTL	26917	13751	0	0	0	892	0	0	1919	0	0	52597	0	0	0	96076	
1/18/2010	Subsequent	9070	18300	944	9700	331	661	0	460	450	2700	17000	6200	900	4800	499		
	Subsequent>SSTL	8987	1051	0	0	0	553	0	0	69	0	0	4797	0	0	0		15457
		Benzene	Toluene	Ethylbenzene	Xylene	MTBE	Naphthalene	EDB	ETBE	TAME	TBA	Ethanol	TAA	TBF	ETBA	DIPE		
PW-1R	Initial 11/16/2005	8300	6800	1800	8100	290	770	7.6	320	1400	1100	1000	18000	250	3000	2500		
	SSTL	-58	-6800	-1800	-8100	-290	-89	-6	-320	-330	-1100	-1000	-1114	-250	-3000	-2500		
	Initial>SSTL	8242	0	0	0	0	681	1.6	0	1070	0	0	16886	0	0	0	26880.6	
1/18/2010	Subsequent	4	20	3	55	2	3	0	5	5	27	170	62	9	48	3		
	Subsequent>SSTL	0	0	0	0	0	0	0	0	0	0	0	0	0	0	0		0
		Benzene	Toluene	Ethylbenzene	Xylene	MTBE	Naphthalene	EDB	ETBE	TAME	TBA	Ethanol	TAA	TBF	ETBA	DIPE		
RW-1R	Initial 11/16/2005	1600	10	230	10	130	14	0.54	5	50	25	100	850	25	250	160		
	SSTL	-54	-10	-230	-10	-130	-14	-0.54	-5	-50	-25	-100	-850	-25	-250	-160		
	Initial>SSTL	1546	0	0	0	0	0	0	0	0	0	0	0	0	0	0	1546	
1/18/2010	Subsequent	1	2	1	3	2	3	0	5	5	27	170	62	9	48	3		
	Subsequent>SSTL	0	0	0	0	0	0	0	0	0	2	70	0	0	0	0		72
		Benzene	Toluene	Ethylbenzene	Xylene	MTBE	Naphthalene	EDB	ETBE	TAME	TBA	Ethanol	TAA	TBF	ETBA	DIPE		
DW-3	Initial 11/16/2005	350	360	64	220	230	5	0.06	5	17	25	100	850	75	95	5		
	SSTL	-45	-360	-64	-220	-230	-5	-0.06	-5	-17	-25	-100	-850	-75	-95	-5		
	Initial>SSTL	305	0	0	0	0	0	0	0	0	0	0	0	0	0	0	305	
1/18/2010	Subsequent	1	2	1	3	2	3	0	5	5	27	170	62	9	48	3		
	Subsequent>SSTL	0	0	0	0	0	0	0	0	0	2	70	0	0	0	0		72
		Benzene	Toluene	Ethylbenzene	Xylene	MTBE	Naphthalene	EDB	ETBE	TAME	TBA	Ethanol	TAA	TBF	ETBA	DIPE		
DW-4	Initial 11/16/2005	74	380	102	524	11.5	48	1.46	5	5	50	500	150	50	50	25		
	SSTL	-48	-380	-102	-524	-11.5	-48	-1.46	-5	-5	-50	-500	-150	-50	-50	-25		
	Initial>SSTL	26	0	0	0	0	0	0	0	0	0	0	0	0	0	0	26	
10/20/2008	Subsequent	5	5	5	5	5	5	0	5	5	5	453	5	5	5	5		
	Subsequent>SSTL	0	0	0	0	0	0	0	0	0	0	0	0	0	0	0		0
		Benzene	Toluene	Ethylbenzene	Xylene	MTBE	Naphthalene	EDB	ETBE	TAME	TBA	Ethanol	TAA	TBF	ETBA	DIPE		
DW-7	Initial 11/16/2005	40	2	2	2	20	10	0.14	10	10	50	200	300	50	50	16		
	SSTL	-7	-2	-2	-2	-20	-10	-0.14	-10	-10	-50	-200	-300	-50	-50	-16		
	Initial>SSTL	33	0	0	0	0	0	0	0	0	0	0	0	0	0	0	33	
1/19/2010	Subsequent	2	17	3	36	2	26	0	5	5	27	170	62	9	48	3		
	Subsequent>SSTL	0	14.5	1	34.1	0	15.6	0	0	0	0	0	0	0	0	0		65.2
		Benzene	Toluene	Ethylbenzene	Xylene	MTBE	Naphthalene	EDB	ETBE	TAME	TBA	Ethanol	TAA	TBF	ETBA	DIPE		
DW-9	Initial 11/16/2005	1	5	1	1	1	5	0.02	5	5	25	100	25	25	25	5		
	SSTL	-1	-5	-1	-1	-1	-5	-0.02	-5	-5	-25	-100	-25	-25	-25	-5		
	Initial>SSTL	0	0	0	0	0	0	0	0	0	0	0	0	0	0	0	0	
1/19/2010	Subsequent	1	2	1	3	2	3	0	5	5	27	170	62	9	48	3		
	Subsequent>SSTL	0.2	0	0.1	1.9	1	0	0	0	0	2	70	37	0	23	0		135.2
Totals	Initial>SSTL																576077.22	
	Subsequent>SSTL																	173011.399

CoC Mass Reduction Calculation

= (Initial>SSTL-Subsequent>SSTL)/(Initial>SSTL)*100%
= 69.97%

Monitoring Event, Clouds Chevron Gas Station
Analytical Data (ug/L)

Well	Date	Benzene ug/L	Toluene ug/L	Ethylbenzene ug/L	Xylenes ug/L	MTBE ug/L	Naphthalene ug/L	EDB ug/L	ETBE ug/L	TAME ug/L	TBA ug/L	Ethanol ug/L	TAA ug/L	TBF ug/L	ETBA ug/L	DIPE ug/L
MW-1	4/19/2005	1	1	1	1	5	1	0.02	5	5	25	100	25	25	25	5
	6/29/2006	1	7	3	19	1	4	0.02	10	1	10	20	10	20	10	1
	08/14/2007 0	5	5	5	5	5	5	1.00	5	5	5	5	5	5	5	5
	08/14/2007 0	5	5	5	5	5	5	1.00	5	5	5	5	5	5	5	5
	Dry	0	0	0	0	0	0	0.00	0	0	0	0	0	0	0	0
	1/18/2010	1	2	1	3	2	3	0.02	5	5	27	170	62	9	48	3
MW-2	4/19/2005	5900	11000	1800	12000	570	3200	39.00	130	130	630	2500	2800	630	630	250
	6/29/2006	12000	22000	2100	13800	1700	460	94.00	20	50	20	40	1700	40	20	210
	08/21/2007 1	6	13	5	5	5	5	1.00	5	5	5	5	5	5	5	5
	08/21/2007 1	6	13	5	5	5	5	1.00	5	5	5	5	5	5	5	5
	8/21/2007	6	13	5	5	5	5	1.00	5	5	5	5	5	5	5	5
	8/21/2007	6	13	5	5	5	5	1.00	5	5	5	5	5	5	5	5
MW-3	4/19/2005	15000	27000	3500	19000	1500	37000	230.00	250	540	1300	5000	12000	1300	1300	1100
	6/29/2006	15000	27000	3500	19000	1500	37000	230.00	250	540	1300	5000	12000	1300	1300	1100
	08/21/2007 1	6	14	5	5	5	5	70.50	5	5	5	5	5	5	5	5
	03/03/2008 1	9950	16500	657	8790	66100	537	229.00	5	5	1330	5	8610	1760	5	5
	10/20/2008 0	5	5	5	105	1890	713	6.20	5	5	5	5	2210	5	5	5
	1/18/2010	170	333	55	470	4260	254	42.20	230	225	1350	8500	3100	450	2400	135
MW-4	4/19/2005	1	1	1	1	5	8	0.07	5	5	25	100	25	25	25	5
	6/29/2006	1	8	2	17	2	2	0.02	10	1	10	20	10	20	10	1
	08/14/2007 0	31	5	5	5	10	5	1.00	5	5	5	5	5	5	5	5
	03/03/2008 1	5	5	5	5	36	5	5.00	5	5	5	5	5	5	5	5
	10/20/2008 1	5	5	5	5	11	5	0.02	5	5	5	5	5	5	5	5
	1/18/2010	1	2	1	3	2	3	0.02	5	5	27	170	62	9	48	3
MW-5	4/19/2005	100	3600	2300	8300	710	100	0.84	500	500	2500	10000	2500	2500	2500	500
	6/29/2006	670	3600	1	9800	1	510	3.60	10	1	10	20	580	20	10	1
	6/29/2006	670	3600	5	9800	5	510	3.60	10	5	10	20	580	20	10	5
	03/03/2008 1	5	5	5	5	92	9	5.00	5	5	5	275	5	5	5	5
	1/0/1900	5	5	5	5	92	9	0.02	5	5	5	275	5	5	5	5
	1/18/2010	12	18	11	31	946	29	0.20	46	45	270	1700	620	90	480	27
MW-6	4/19/2005	13	1	1	60	5	1	0.02	5	5	25	100	25	25	25	5
	6/29/2006	970	190	160	525	3700	210	2.40	100	33	100	200	1000	200	100	87
	08/21/2007 1	4620	11000	2290	15600	1480	775	68.90	5	5	5	5	3190	5	5	234
	03/03/2008 1	137	5	5	5	4440	5	0.97	5	5	126	5	5	5	5	5
	10/20/2008 1	5	5	5	5	2560	5	0.16	5	5	5	5	5	5	5	5
	1/18/2010	1	2	1	3	119	3	0.02	5	5	27	170	62	9	48	3
MW-7	4/19/2005	1	1	1	1	5	1	0.02	5	5	25	100	25	25	25	5
	6/29/2006	1	1	1	2	1	1	0.02	10	1	10	20	10	20	10	1
	08/14/2007 0	5	5	5	5	5	5	1.00	5	5	5	5	5	5	5	5
	03/03/2008 1	5	5	5	5	5	5	5.00	5	5	5	5	5	5	5	5
	10/20/2008 1	5	5	5	5	5	5	0.02	5	5	5	5	5	5	5	5
	1/18/2010	1	2	1	3	2	3	0.02	5	5	27	170	62	9	48	3
MW-8	4/19/2005	1	1	1	1	5	1	0.02	5	5	25	100	25	25	25	5
	6/29/2006	1	1	1	4	1	1	0.02	10	1	10	20	10	20	10	1
	08/21/2007 1	5	5	5	5	5	5	1.00	5	5	5	5	5	5	5	5
	03/03/2008 1	5	5	5	5	5	5	5.00	5	5	5	5	5	5	5	5
	10/21/2008 1	5	5	5	5	5	5	0.02	5	5	5	5	5	5	5	5
	1/18/2010	1	2	1	3	2	3	0.02	2	5	27	170	62	9	48	3
MW-9	4/19/2005	3100	9800	2100	11000	1000	10	0.15	50	50	250	1000	250	250	250	71
	7/11/2006	3100	9800	2100	11000	1000	10	0.15	50	50	250	1000	250	250	250	71
	7/11/2006	3100	9800	2100	11000	1000	10	0.15	50	50	250	1000	250	250	250	71
	7/11/2006	3100	9800	2100	11000	1000	10	0.15	50	50	250	1000	250	250	250	71
	1/0/1900	0	0	0	0	0	0	0.00	0	0	0	0	0	0	0	0
Destroyed	1/0/1900	0	0	0	0	0	0	0.00	0	0	0	0	0	0	0	0
MW-10	4/19/2005	12000	17000	2700	13000	990	540	0.23	130	230	630	2500	630	630	630	1700
	4/19/2005	12000	17000	2700	13000	990	540	0.23	130	230	630	2500	630	630	630	1700
	08/14/2007 0	11300	29500	2420	12700	106	681	0.10	5	118	5	5	5	5	5	1130
	08/14/2007 0	11300	29500	2420	12700	106	681	0.10	5	118	5	5	5	5	5	1130
	10/21/2008 1	7870	23000	2180	11400	5	5	0.24	5	5	5	5	5	5	5	5
	1/25/2010	143	1650	412	3980	20	559	0.02	46	45	270	1700	620	90	480	27
MW-11	4/19/2005	25	230	25	25	130	25	0.02	130	130	630	2500	630	630	630	130
	7/11/2006	43	35	5	23	1	7	0.02	10	1	110	20	2500	20	10	1
	08/14/2007 0	149	225	17	68	5	13	1.00	5	5	5	5	529	5	5	13
	03/11/2008 0	19	5	5	5	77	5	5.00	5	5	5	5	487	5	5	5
	10/21/2008 1	31	5	7	5	5	5	0.02	5	5	118	550	2330	5	5	5
	1/18/2010	1	2	1	5	18	3	0.02	5	5	27	170	62	9	48	3

Well	Date	Benzene ug/L	Toluene ug/L	Ethylbenzene ug/L	Xylenes ug/L	MTBE ug/L	Naphthalene ug/L	EDB ug/L	ETBE ug/L	TAME ug/L	TBA ug/L	Ethanol ug/L	TAA ug/L	TBF ug/L	ETBA ug/L	DIPE ug/L
MW-12	4/19/2005	25	230	25	25	130	25	0.02	5	5	25	100	25	25	25	5
	7/13/2006	1	8	2	11	1	7	0.02	10	1	10	20	10	20	10	1
	08/14/2007 0	5	5	5	5	5	5	1.00	5	5	5	5	5	5	5	5
	03/11/2008 0	5	5	5	5	28	5	5.00	5	5	64	5	635	5	5	5
	10/21/2008 1	5	5	5	5	5	5	0.02	5	5	5	5	5	5	5	5
	1/18/2010	5	14	5	42	26	24	0.02	5	17	37	170	421	9	48	54
MW-13	4/19/2005	1	1	1	1	5	1	0.02	5	5	25	100	25	25	25	5
	7/11/2006	1	4	1	8	10	9	0.02	1	1	10	20	10	20	10	1
	08/14/2007 0	5	5	5	5	5	5	1.00	5	5	5	5	5	5	5	5
	03/11/2008 0	5	5	5	5	5	5	5.00	5	5	5	5	5	5	5	5
	10/21/2008 1	15	5	5	5	5	5	0.02	5	5	5	499	5	5	5	5
	1/18/2010	1	2	1	3	2	3	0.02	5	13	27	170	62	9	48	3
MW-15	4/19/2005	210	520	230	720	190	1	0.02	5	5	25	100	25	25	330	5
	4/19/2005	210	520	230	720	190	1	0.02	5	5	25	100	25	25	330	5
	08/14/2007 0	371	198	129	343	11	124	1.00	5	5	159	5	3350	5	5	31
	03/11/2008 0	372	7970	2090	10800	5	1150	5.00	5	5	5	5	2350	5	5	5
	10/21/2008 1	312	3260	764	5790	5	621	0.02	5	5	5	5	5	5	5	5
	1/18/2010	11	243	347	1710	10	238	0.02	23	23	135	850	310	45	240	14
MW-16	4/19/2005	1	16	5	36	31	1	0.02	5	5	25	100	25	25	25	5
	7/11/2006	1	16	5	36	31	1	0.02	5	5	25	100	25	25	25	5
	08/14/2007 0	12200	34200	3270	21300	4110	1220	5.40	5	5	5	5	5	5	5	2220
	03/06/2008 1	5	5	5	5	5	5	5.00	5	5	5	5	5	5	5	5
	10/22/2008 0	5	122	40	332	5	162	0.02	5	5	5	5	5	5	5	5
	1/19/2010	1	2	1	13	2	6	0.02	5	5	27	170	139	9	48	3
MW-17	4/19/2005	3500	28000	3600	20000	1800	200	0.02	1000	1000	5000	20000	5000	5000	5000	1000
	7/11/2006	3500	28000	3600	20000	1800	200	0.02	1000	1000	5000	20000	5000	5000	5000	1000
	08/14/2007 0	9310	31000	2480	14600	5	1080	0.50	5	5	5	5	5	5	5	5
	08/14/2007 0	9310	31000	2480	14600	5	1080	0.50	5	5	5	5	5	5	5	5
	10/22/2008 0	2250	24800	3580	32100	5	2370	0.39	5	5	5	5	5	5	5	5
	1/19/2010	873	6200	455	11400	100	784	0.17	230	225	1350	8500	9780	450	2400	135
MW-18	4/19/2005	18000	37000	3200	17000	1300	6400	1.60	1000	1000	5000	20000	5000	5000	5000	2800
	4/19/2005	18000	37000	3200	17000	1300	6400	1.60	1000	1000	5000	20000	5000	5000	5000	2800
	08/16/2007 0	9080	21000	1700	16000	4170	869	5.00	5	5	5	5	15800	5	5	1930
	08/16/2007 0	9080	21000	1700	16000	4170	869	5.00	5	5	5	5	15800	5	5	1930
	10/20/2008 1	9470	23600	3060	17200	4270	1770	6.30	5	5	5	5	5	5	5	1740
	1/18/2010	187	746	108	3800	199	796	0.64	100	154	270	1700	1410	90	480	229
MW-19	4/19/2005	23000	48000	3600	20000	1300	4200	1.60	1000	1000	5000	20000	5000	5000	5000	2300
	7/11/2006	23000	48000	3600	20000	1300	4200	1.60	1000	1000	5000	20000	5000	5000	5000	2300
	08/21/2007 0	17600	46700	2590	16300	5770	869	35.30	5	5	5	5	5	5	5	861
	08/21/2007 0	17600	46700	2590	16300	5770	869	35.30	5	5	5	5	5	5	5	861
	10/20/2008 1	6680	24300	2540	20700	1750	1650	40.50	5	5	5	5	5	5	5	5
	1/19/2010	164	2520	235	7070	153	1750	13.20	92	90	540	3400	1240	180	960	74
MW-20	4/19/2005	19000	36000	3200	18000	1400	7200	0.02	1000	1000	5000	20000	5000	5000	5000	2800
	6/29/2006	18000	32000	3500	17600	3000	1400	0.06	500	530	500	1000	3500	1000	500	2300
	6/29/2006	18000	32000	3500	17600	3000	1400	0.06	500	530	500	1000	3500	1000	500	2300
	6/29/2006	18000	32000	3500	17600	3000	1400	0.06	500	530	500	1000	3500	1000	500	2300
	10/20/2008 1	2710	19700	1730	13100	198	1090	0.02	5	5	5	5	6100	5	5	171
	1/18/2010	217	2220	41	3490	47	102	0.10	92	261	540	3400	2620	180	960	54
MW-22	4/19/2005	24000	39000	5000	27000	4600	780	0.02	1000	1000	5000	20000	5000	5000	5000	1900
	6/29/2006	16000	44000	5700	28600	250	2300	0.02	2500	250	2500	5000	17000	5000	2500	400
	08/21/2007 1	7710	28200	1960	11000	5	5	1.00	5	5	5	5	5	5	5	5
	03/03/2008 1	4480	34900	2660	13800	5	5	5.00	5	5	5	5	5	5	5	5
	10/20/2008 1	2750	30600	5440	27900	5	2510	0.02	5	5	5	5	5	5	5	5
	1/20/2010	1100	8580	1650	21800	100	215	0.02	230	662	1350	8500	3100	450	2400	135
MW-23	4/19/2005	8100	19000	1800	9700	1000	1600	1.30	56	1000	25	100	25	25	5000	1000
	6/29/2006	2100	5700	410	3800	230	220	0.21	500	50	500	1000	4600	1000	500	100
	08/21/2007 1	958	3560	251	1480	5	5	1.00	5	5	5	5	5	5	5	5
	03/03/2008 1	9840	29400	5	13300	5	2810	0.30	5	5	5	5	5	5	5	5
	10/20/2008 1	9740	26000	2940	18000	1550	1490	0.47	5	5	5	5	5	5	5	1370
	1/19/2010	17	74	9	391	17	58	0.02	9	9	54	340	285	18	96	7
MW-24	4/19/2005	1340	1520	98	1730	67	610	26.30	1	60	10	100	4890	10	1150	449
	4/19/2005	1340	1520	98	1730	66.5	610	26.30	1	60	10	100	4890	10	1150	449
	08/21/2007 1	5	6	5	5	5.0	5	1.00	5	5	5	5	5	5	5	5
	03/03/2008 1	5	14	5	19	25.1	5	5.00	5	5	7	5	5	5	5	5
	10/20/2008 1	5	17	5	16	5.0	5	0.02	5	5	5	5	5	5	5	5
	1/18/2010	2	2	1	4	2.0	3	0.02	5	5	27	3980	62	9	48	3
MW-25	4/19/2005	1600	6200	850	4400	260.0	17	0.02	5	5	25	100	25	25	25	110
	6/29/2006	1400	11000	2300	17400	100	1200	0.02	1000	100	1000	2000	7900	2000	1000	100
	6/29/2006	1400	11000	2300	17400	100	1200	0.02	1000	100	1000	2000	7900	2000	1000	100
	03/03/2008 1	5	9370	3370	19900	95	1130	0.24	5	5	20	5	6950	5	5	5
	10/20/2008 1	5	2260	2080	15000	5	1090	0.02	5	5	5	5	5	5	5	5
	1/19/2010	6	89	165	1620	10	158	0.02	23	23	135	850	310	45	240	14

Well	Date	Benzene ug/L	Toluene ug/L	Ethylbenzene ug/L	Xylenes ug/L	MTBE ug/L	Naphthalene ug/L	EDB ug/L	ETBE ug/L	TAME ug/L	TBA ug/L	Ethanol ug/L	TAA ug/L	TBF ug/L	ETBA ug/L	DIPE ug/L
MW-26	4/19/2005	1	1	1	1	5	1	0.02	5	5	25	100	25	25	25	5
	6/29/2006	1	1	1	2	1	1	0.02	10	1	10	20	10	20	10	1
	08/21/2007 1	7	16	5	5	5	5	1.00	5	5	5	5	5	5	5	5
	03/03/2008 1	5	5	5	5	5	5	5.00	5	5	5	5	5	5	5	5
	1/0/1900	0	0	0	0	0	0	0.00	0	0	0	0	0	0	0	0
	1/20/2010	2	3	1	3	2	3	0.02	5	5	27	170	62	9	48	3
MW-27	4/19/2005	1	1	1	1	5	1	0.02	1	1	10	100	10	10	10	5
	4/19/2005	1	1	1	1	5	1	0.02	1	1	10	100	10	10	10	5
	08/21/2007 1	2670	10000	840	4840	5	300	1.00	5	5	5	5	5	5	5	105
	03/03/2008 1	5	5	5	12	5	5	5.00	5	5	5	5	5	5	5	5
	10/20/2008 1	5	5	5	5	5	5	0.02	5	5	5	454	5	5	5	5
	1/18/2010	1	2	1	3	2	3	0.02	5	5	27	170	62	9	48	3
MW-28	4/19/2005	360	970	96	490	250	50	0.02	250	250	1300	5000	1300	1300	1300	2600
	6/29/2006	10	44	9	72	1	35	0.02	10	1	10	20	91	20	10	1
	08/15/2007 0	5	5	5	5	5	5	1.00	5	5	5	5	5	5	5	5
	03/03/2008 1	5	5	5	5	5	5	5.00	5	5	5	5	5	5	5	5
	10/20/2008 1	5	5	5	5	5	5	0.02	5	5	5	269	5	5	5	5
	10/20/2008 1	5	5	5	5	5	5	0.02	5	5	5	269	5	5	5	5
MW-29	4/19/2005	100	100	100	100	3500	100	0.02	500	500	2500	10000	2500	2500	3100	500
	6/29/2006	3	18	6	44	1	13	0.02	10	1	10	20	10	20	10	1
	08/15/2007 0	5	5	5	5	5	5	1.00	5	5	5	5	5	5	5	5
	03/03/2008 1	5	10	6	38	5	7	5.00	5	5	5	5	5	5	5	5
	10/20/2008 1	5	5	5	5	5	5	0.02	5	5	5	5	5	5	111	5
	1/18/2010	1	2	1	3	2	3	0.02	5	5	27	170	62	9	48	3
MW-30	4/19/2005	1	1	1	1	5	1	0.11	5	5	25	100	25	25	25	5
	6/29/2006	3	28	21	129	1	50	0.02	10	1	10	20	10	20	10	1
	08/21/2007 1	5	19	5	5	5	5	1.00	5	5	5	5	5	5	5	5
	03/03/2008 1	5	6	5	11	5	5	5.00	5	5	5	5	5	5	5	5
	10/20/2008 1	5	15	5	39	5	11	0.02	5	5	5	5	5	5	5	5
	1/18/2010	1	2	1	3	2	3	0.02	5	5	27	170	62	9	48	3
MW-31	4/19/2005	20	53	21	260	51	1	0.02	5	5	25	100	25	25	120	5
	6/29/2006	100	280	2	380	1	2	0.02	10	1	10	20	1600	20	10	1
	6/29/2006	100	280	2	380	5	2	0.02	10	5	10	20	1600	20	10	5
	03/11/2008 0	91	98	298	586	5	222	5.00	5	5	5	5	2030	5	5	5
	1/0/1900	0	0	0	0	0	0	0.00	0	0	0	0	0	0	0	0
	1/20/2010	20	15	275	56	4	146	0.02	9	9	54	340	369	18	96	5
MW-32	4/19/2005	400	14000	520	18000	170	5	0.09	25	25	130	500	130	130	5000	25
	6/29/2006	410	850	370	2180	10	160	0.02	100	10	100	200	4500	200	100	10
	08/21/2007 1	174	1210	216	2920	5	88	1.00	5	5	5	5	784	5	5	5
	08/21/2007 1	174	1210	216	2920	5	88	1.00	5	5	5	5	784	5	5	5
	10/20/2008 1	296	911	512	2570	5	510	0.02	5	5	5	5	1860	5	5	5
	1/18/2010	6	19	23	67	2	22	0.02	5	5	27	170	62	9	48	3
MW-33	4/19/2005	410	1600	290	1400	100	50	0.02	5	5	25	500	130	25	500	120
	6/29/2006	5500	18000	1900	12400	72	650	0.02	500	50	500	1000	9100	1000	500	170
	08/21/2007 1	821	3870	238	4610	5	280	1.00	5	5	5	5	3710	5	5	5
	03/03/2008 1	1080	3750	644	5860	5	340	5.00	5	5	5	5	7970	5	5	5
	10/20/2008 1	2570	11000	1310	8420	5	473	0.02	5	5	5	5	5190	5	5	5
	1/18/2010	2	4	1	9	2	3	0.02	5	5	27	170	180	9	48	3
MW-34	4/19/2005	250	870	180	1700	360	10	0.16	50	50	250	1000	5300	250	2800	50
	6/29/2006	1900	12000	1500	7200	1	400	0.18	10	1	10	20	5400	20	10	47
	08/21/2007 1	263	2710	570	2700	5	231	1.00	5	5	5	5	5	5	5	5
	03/06/2008 0	1490	14500	1880	8250	5	803	5.00	5	5	5	5	5	5	5	5
	10/20/2008 1	648	5930	1350	5870	5	622	0.02	5	5	5	5	5	5	5	5
	1/18/2010	100	166	130	886	4	6	0.02	9	9	341	340	710	18	96	7
MW-35	4/19/2005	12000	22000	3200	15000	1200	1300	3.20	5	1000	5000	100	25	25	5000	1300
	7/11/2006	12000	22000	3200	15000	1200	1300	3.20	5	1000	5000	100	25	25	5000	1300
	08/21/2007 1	15800	13500	1960	9300	3120	1330	3.70	5	5	5	5	137000	5	5	2340
	03/06/2008 0	14500	18200	2180	15100	2500	1260	0.91	5	5	2030	5	19800	5	5	5
	10/20/2008 1	13100	12500	1660	8830	1770	1460	0.96	5	5	5	5	12700	5	5	1360
	1/18/2010	4020	7160	608	3590	382	354	0.44	460	1310	2700	17000	13600	900	4800	351
MW-36	4/19/2005	140	310	320	1400	120	1	0.02	5	5	25	100	500	25	500	5
	6/29/2006	110	540	730	4300	1	280	0.02	10	1	10	20	5400	20	10	1
	08/21/2007 1	38	27	103	280	5	87	1.00	5	5	5	5	587	5	5	5
	03/03/2008 1	5	5	273	247	5	5	5.00	5	5	5	5	5	5	5	5
	10/20/2008 0	36	136	397	320	5	238	0.02	5	5	5	5	2400	5	5	5
	1/18/2010	1	2	1	3	2	3	0.02	5	5	27	170	62	9	48	3
MW-37	4/19/2005	360	360	44	170	15	160	0.10	5	12	25	100	330	25	45	52
	6/29/2006	410	1900	1300	2550	20	390	0.03	200	20	200	400	1700	400	200	20
	08/21/2007 1	135	808	888	2280	5	352	1.00	5	5	5	5	5	5	5	5
	03/06/2008 0	519	625	1380	673	5	502	5.00	5	5	5	5	5	5	5	5
	10/20/2008 1	454	459	1130	728	5	609	0.02	5	5	5	5	2370	5	5	5
	1/18/2010	353	417	325	794	20	75	0.02	23	23	135	850	2400	45	240	14

Well	Date	Benzene ug/L	Toluene ug/L	Ethylbenzene ug/L	Xylenes ug/L	MTBE ug/L	Naphthalene ug/L	EDB ug/L	ETBE ug/L	TAME ug/L	TBA ug/L	Ethanol ug/L	TAA ug/L	TBF ug/L	ETBA ug/L	DIPE ug/L
MW-38	4/19/2005	1	1	1	1	5	1	0.02	5	5	25	100	25	25	25	5
	7/11/2006	2	23	6	32	1	8	0.02	10	1	10	20	10	20	10	1
	08/13/2007 0	5	5	5	5	5	5	1.00	5	5	5	5	5	5	5	5
	03/06/2008 0	5	23	7	44	5	12	5.00	5	5	5	5	5	5	5	5
	10/20/2008 1	5	5	5	5	5	5	0.02	5	5	5	5	5	5	5	5
	1/20/2010	1	3	1	10	2	3	0.02	5	5	27	170	62	9	48	3
MW-39	4/19/2005	3100	17000	2600	13000	830	25	0.29	130	130	630	2500	630	630	630	130
	7/11/2006	1500	19000	2000	14300	200	1400	0.19	2000	200	2000	4000	2000	4000	15000	200
	08/13/2007 0	678	10300	1320	8320	5	683	0.13	5	5	5	5	5	5	5	5
	03/06/2008 1	515	10200	1980	12500	5	1140	5.00	5	5	5	5	14000	5	5	5
	10/20/2008 0	506	11400	1940	10900	5	944	0.02	5	5	5	5	5	5	5	5
	1/20/2010	60	2400	486	4810	40	330	0.02	92	90	540	3400	3000	180	960	54
MW-40	4/19/2005	840	740	690	1900	500	1	0.22	5	5	25	100	25	25	1500	25
	7/11/2006	2000	15000	1300	8900	50	630	0.32	500	50	500	1000	6100	1000	80	50
	08/13/2007 0	757	8340	685	6180	5	5	0.14	5	5	5	5	5	5	5	5
	08/13/2007 0	757	8340	685	6180	5	5	0.14	5	5	5	5	5	5	5	5
	10/20/2008 0	1010	16000	3920	27200	5	2630	0.02	5	5	5	5	5	5	5	5
	1/20/2010	120	504	110	270	200	290	0.02	460	450	2700	17000	6200	900	4800	270
MW-41	4/19/2005	1	1	1	1	5	1	0.02	5	5	25	100	25	25	25	5
	7/11/2006	110	700	160	860	1	93	0.02	10	1	10	20	190	20	10	1
	08/15/2007 0	586	5	88	5	93	56	0.10	5	5	5	5	913	5	5	57
	03/06/2008 1	809	1620	1380	1900	21	483	5.00	5	5	5	5	5	5	5	5
	10/20/2008 0	1160	834	1460	1760	5	608	0.02	5	5	5	5	3520	5	5	58
	1/20/2010	5	3	3	3	2	3	0.02	5	5	27	170	62	9	48	3
MW-42	4/19/2005	1	1	1	1	5	1	0.02	5	5	25	100	25	25	25	5
	7/11/2006	3	860	480	2900	1.0	270	0.02	10	1	10	20	360	20	10	1
	08/13/2007 0	5	718	432	3680	5.0	293	1.00	5	5	5	5	1	5	5	5
	03/06/2008 1	5	92	185	565	5.0	154	5.00	5	5	5	5	284	5	5	5
	10/20/2008 0	5	110	303	835	5.0	282	0.02	5	5	5	5	627	5	5	5
	1/20/2010	1	2	1	12	2.0	3	0.02	5	5	27	170	62	9	48	3
MW-43	4/19/2005	1	1	1	1	5.0	1	0.02	5	5	25	100	25	25	25	5
	7/11/2006	1	11	2	13	7	0	10.00	1	10	20	10	20	10	10	1
	08/21/2007 1	5	5	5	5	5	5	1.00	5	5	5	1140	5	5	5	5
	03/06/2008 1	5	5	5	5	5	5	5.00	5	5	5	5	5	5	5	5
	10/20/2008 0	5	5	5	11	5	5	0.02	5	5	5	5	5	5	5	5
	1/19/2010	11	30	2	21	2	2	0.02	5	5	27	170	62	9	48	3
MW-44	4/19/2005	1	1	1	1	5	1	0.02	5	5	25	100	25	25	25	5
	7/11/2006	1	4	1	6	1	2	0.02	10	1	10	20	10	20	10	1
	08/14/2007 0	5	6	5	19	5	6	1.00	5	5	5	5	5	5	5	5
	03/06/2008 1	5	5	5	5	5	5	5.00	5	5	5	5	5	5	5	5
	10/22/2008 1	5	5	5	16	5	8	0.02	5	5	5	5	5	5	5	5
	1/19/2010	1	2	1	3	2	3	0.02	5	5	27	170	62	9	48	3
MW-45	4/19/2005	1	1	1	1	5	1	0.02	5	5	25	100	25	25	25	5
	7/11/2006	1	3	1	4	1	2	0.02	10	1	10	20	10	20	10	1
	08/14/2007 0	5	5	5	5	5	5	1.00	5	5	5	5	5	5	5	5
	03/06/2008 1	5	5	5	5	5	5	5.00	5	5	5	5	5	5	5	5
	10/22/2008 0	5	5	5	16	5	16	0.02	5	5	5	5	5	5	5	5
	1/19/2010	1	2	1	3	2	3	0.02	5	5	27	170	62	9	48	3
MW-46	4/19/2005	1	12	1	1	5.2	1	0.02	5	5	25	190	25	25	25	5
	7/11/2006	1	2	1	2	1.0	6	0.02	10	1	10	20	10	20	10	1
	08/14/2007 0	5	12	5	5	5.0	5	1.00	5	5	5	5	5	5	5	5
	03/06/2008 1	5	5	5	5	5.0	5	5.00	5	5	5	5	5	5	5	5
	10/22/2008 0	5	5	5	14	5.0	8	0.02	5	5	5	5	5	5	5	5
	1/19/2010	1	2	1	3	2.0	3	0.02	5	5	27	170	62	9	48	3
MW-47	4/19/2005	1	14	1	1	5.0	1	2.40	5	5	25	100	25	25	25	5
	7/11/2006	1	3	1	4	1	6	0.02	10	1	10	20	10	20	10	1
	08/14/2007 0	8	18	13	254	5	374	1.00	5	5	5	5	5	5	5	5
	03/06/2008 1	5	5	5	5	5	5	5.00	5	5	5	5	5	5	5	5
	10/22/2008 0	5	24	8	96	5	37	0.02	5	5	5	5	5	5	5	5
	1/19/2010	6	2	1	4	2	3	0.02	5	5	27	170	62	9	48	3
MW-48	4/19/2005	1	1	1	1	5	1	1.60	5	5	25	100	25	25	25	5
	7/11/2006	1	4	1	5	1	1	0.02	10	1	10	20	10	20	10	1
	08/14/2007 0	10	16	5	22	5	46	1.00	5	5	5	5	5	5	5	5
	03/06/2008 1	5	5	5	5	5	5	5.00	5	5	5	5	5	5	5	5
	10/22/2008 0	5	14	5	60	5	29	0.02	5	5	5	5	5	5	5	5
	1/20/2010	1	5	1	13	2	3	0.02	5	5	27	170	62	9	48	3
MW-49	4/19/2005	1	18	1	1	5	1	0.33	5	5	25	100	25	25	25	5
	7/11/2006	1	2	1	2	1	6	0.02	10	1	10	20	10	20	10	1
	08/14/2007 0	5	6	5	51	5	5	1.00	5	5	5	5	5	5	5	5
	03/06/2008 1	5	5	5	5	5	5	5.00	5	5	5	5	5	5	5	5
	10/22/2008 0	5	6	5	24	5	14	0.02	5	5	5	5	5	5	5	5
	10/22/2008 0	5	6	5	24	5	14	0.02	5	5	5	5	5	5	5	5

Well	Date	Benzene ug/L	Toluene ug/L	Ethylbenzene ug/L	Xylenes ug/L	MTBE ug/L	Naphthalene ug/L	EDB ug/L	ETBE ug/L	TAME ug/L	TBA ug/L	Ethanol ug/L	TAA ug/L	TBF ug/L	ETBA ug/L	DIPE ug/L
	4/19/2005	1	13	1	1	5	1	0.02	5	5	25	100	25	25	25	5
MW-50	7/11/2006	1	2	1	5	1	1	0.02	10	1	10	20	10	20	10	1
	08/14/2007 0	5	8	5	5	5	24	1.00	5	5	5	5	5	5	5	5
	03/06/2008 1	5	5	5	5	5	5	5.00	5	5	5	5	5	5	5	5
	10/22/2008 0	5	22	18	171	5	262	0.02	5	5	5	5	5	5	155	5
	10/22/2008 0	5	22	18	171	5	262	0.02	5	5	5	5	5	5	155	5
	4/19/2005	1	1	1	1	5	1	0.02	5	5	25	100	25	25	25	5
MW-51	7/11/2006	1	1	1	4	1	6	0.02	10	1	10	20	13	20	10	1
	08/14/2007 0	24	52	5	14	5	5	1.00	5	5	5	5	5	5	5	5
	03/11/2008 0	5	5	5	5	5	5	5.00	5	5	5	5	5	5	5	5
	10/21/2008 1	5	5	5	5	5	5	0.02	5	5	5	5	5	5	5	5
	1/19/2010	1	2	1	3	2	3	0.02	5	5	27	170	62	9	48	3
	4/19/2005	1	1	1	1	5	1	0.02	5	5	25	100	25	25	25	5
MW-52	7/11/2006	1	2	1	3	1	2	0.02	10	1	10	20	10	20	10	1
	08/14/2007 0	12	24	5	5	15	5	0.30	5	5	5	5	5	5	5	5
	08/14/2007 0	12	24	5	5	15	5	0.30	5	5	5	5	5	5	5	5
	08/14/2007 0	12	24	5	5	15	5	0.30	5	5	5	5	5	5	5	5
	08/14/2007 0	12	24	5	5	15	5	0.30	5	5	5	5	5	5	5	5
	4/19/2005	1	1	1	1	5	1	0.73	5	5	33	100	25	25	60	5
MW-53	7/11/2006	1	29	29	193	1	42	0.02	10	1	11	20	100	20	10	1
	08/14/2007 0	8	17	5	5	5	5	1.00	5	5	5	5	5	5	5	5
	03/11/2008 0	5	5	5	5	5	5	5.00	5	5	5	5	5	5	5	5
	10/21/2008 1	5	5	5	5	5	5	0.02	5	5	5	5	5	5	5	5
	1/19/2010	6	89	26	311	2	138	0.02	5	5	27	170	62	9	48	3
	4/19/2005	970	2900	460	2200	1100	1500	2.70	50	50	250	1000	650	250	250	50
MW-54	7/11/2006	650	501	1	12	23	5	0.02	10	1	10	20	700	20	90	63
	08/14/2007 0	557	5	5	5	5	47	1.00	5	5	5	5	5	5	5	59
	03/11/2008 0	150	5	5	5	20	10	5.00	5	5	38	5	478	5	5	5
	10/21/2008 1	152	5	5	5	16	19	0.02	5	5	5	5	615	5	5	34
	1/19/2010	5	2	1	3	10	5	0.02	5	14	27	170	153	9	48	22
	4/19/2005	440	1	27	1	39	410	0.11	5	14	130	100	1400	25	82	83
MW-55	7/11/2006	130	3	18	4	190	19	0.02	10	8	10	20	610	20	10	55
	08/14/2007 0	544	12	25	5	369	46	1.00	5	15	5	5	1080	5	5	85
	03/11/2008 0	5	5	5	5	145	6	5.00	5	5	35	5	285	5	5	5
	10/21/2008 1	5	5	5	5	73	6	0.02	5	5	5	5	114	5	5	11
	1/19/2010	6	2	1	3	34	6	0.02	5	5	27	170	62	9	48	4
	4/19/2005	76	1	1	1	5	1	0.02	5	5	25	100	46	25	25	7
MW-56	7/13/2006	1	2	1	5	1.0	5	0.02	10	1	10	20	10	20	10	1
	08/14/2007 0	5	6	5	5	5.0	5	1.00	5	5	5	5	5	5	5	5
	03/11/2008 0	5	5	5	5	5.0	5	5.00	5	5	5	5	5	5	5	5
	10/21/2008 1	5	5	5	5	5.0	5	0.02	5	5	5	5	5	5	5	5
	1/19/2010	1	2	1	3	2.0	4	0.02	5	5	27	170	62	9	48	3
	4/19/2005	12000	12000	2000	8200	1000.0	2000	3.30	1000	1000	5000	20000	8200	5000	5000	1200
MW-57	7/13/2006	8900	8300	1300	4500	1300	290	0.03	100	110	100	200	5100	200	100	820
	08/14/2007 0	7570	10600	1270	5250	1010	489	0.10	5	5	5	5	5410	5	5	679
	08/14/2007 0	7570	10600	1270	5250	1010	489	0.10	5	5	5	5	5410	5	5	679
	10/21/2008 1	9390	10500	1650	6690	1210	681	0.02	5	5	5	5	9120	5	5	833
	1/19/2010	6390	6700	1180	4570	746	517	0.09	460	450	2700	17000	6200	900	4800	386
	4/19/2005	5300	110	960	160	490	630	2.00	87	88	250	1000	3500	250	500	670
MW-58	7/13/2006	5800	87	480	228	490	300	0.02	100	67	120	200	5200	200	100	490
	7/13/2006	5800	87	480	228	490	300	0.02	100	67	120	200	5200	200	100	490
	03/11/2008 0	13	5	63	5	35	24	5.00	5	5	44	5	310	5	5	5
	10/21/2008 1	1890	28	161	65	452	776	0.02	5	49	245	5	104000	5	5	400
	1/19/2010	4	4	2	5	199	36	0.02	9	21	54	340	2960	18	96	226
	4/19/2005	1	1	1	1	5	1	0.25	5	5	25	100	25	25	25	5
MW-59	7/13/2006	1	2	1	4	1	6	0.02	10	1	10	20	10	20	10	1
	08/14/2007 0	12	12	5	5	5	5	1.00	5	5	5	5	5	5	5	5
	03/11/2008 0	5	5	5	5	5	5	5.00	5	5	5	5	5	5	5	5
	10/21/2008 1	5	9	5	5	5	6	0.02	5	5	5	855	5	5	5	5
	1/19/2010	1	2	1	3	2	3	0.02	5	5	27	170	62	9	48	3
	4/19/2005	1	1	1	1	5	1	0.02	1	1	10	100	10	10	10	5
MW-60	4/19/2005	1	1	1	1	5	1	0.02	1	1	10	100	10	10	10	5
	4/19/2005	5	5	5	5	5	5	0.02	5	5	10	100	10	10	10	5
	03/11/2008 0	5	5	5	5	5	5	5.00	5	5	5	5	5	5	5	5
	10/21/2008 1	5	5	5	5	5	5	0.02	5	5	5	5	5	5	5	5
	1/19/2010	1	2	1	3	2	3	0.02	5	5	27	170	62	9	48	3
	4/19/2005	1	1	1	1	5	1	0.02	5	5	25	100	10	25	25	5
MW-61	7/11/2006	1	7	2	11	1	4	0.02	10	1	10	20	10	20	10	1
	08/15/2007 0	5	5	5	5	5	5	1.00	5	5	5	5	5	5	5	5
	03/06/2008 1	5	5	5	5	5	5	5.00	5	5	5	5	102	5	5	5
	03/06/2008 1	5	5	5	5	5	5	5.00	5	5	5	5	102	5	5	5
	03/06/2008 1	5	5	5	5	5	5	5.00	5	5	5	5	102	5	5	5

Well	Date	Benzene ug/L	Toluene ug/L	Ethylbenzene ug/L	Xylenes ug/L	MTBE ug/L	Naphthalene ug/L	EDB ug/L	ETBE ug/L	TAME ug/L	TBA ug/L	Ethanol ug/L	TAA ug/L	TBF ug/L	ETBA ug/L	DIPE ug/L
	4/19/2005	1	1	1	1	5	1	0.02	5	5	25	100	10	25	25	5
MW-62	7/17/2006	1	1	1	6	1	2	0.02	10	1	10	20	10	20	10	1
	08/15/2007 0	5	5	5	5	5	5	1.00	5	5	5	5	5	5	5	5
	03/06/2008 1	5	5	5	5	5	5	5.00	5	5	5	5	162	5	5	5
	10/21/2008 1	14	5	5	5	5	13	0.02	5	5	5	5	209	5	5	5
	1/20/2010	2	2	1	3	2	3	0.02	5	5	27	170	141	9	48	3
	4/19/2005	1	1	1	1	5	1	0.02	5	5	25	100	10	25	25	5
MW-63	7/11/2006	1	4	1	5	1	6	0.02	10	1	10	20	10	20	10	1
	08/15/2007 0	5	5	5	5	5	5	1.00	5	5	5	5	5	5	5	5
	03/06/2008 1	5	5	7	23	5	13	5.00	5	5	5	5	5	5	5	5
	10/21/2008 1	6	5	5	5	5	8	0.02	5	5	5	5	5	5	5	5
	1/20/2010	1	2	1	3	2	3	0.15	5	5	27	170	62	9	48	3
	4/19/2005	390	13	51	1	56	100	0.02	5	10	25	100	25	25	170	41
MW-64	7/11/2006	1600	53	330	68	180	170	0.02	100	28	100	200	2200	200	1100	130
	08/15/2007 0	9	66	34	113	5	14	1.00	5	5	5	5	5	5	5	5
	03/06/2008 1	4080	731	920	5	5	5	5.00	5	5	5	5	15200	59	192	5
	10/21/2008 1	5320	1860	1040	1300	1650	851	0.36	5	159	550	429	10500	5	5	654
	1/20/2010	3240	2020	195	1250	1060	350	0.13	9	111	1180	340	4010	18	96	783
	4/19/2005	140	31	78	88	45	600	0.02	5	5	25	100	25	25	74	14
MW-65	4/19/2005	140	31	78	88	45	600	0.02	5	5	25	100	25	25	74	14
	08/15/2007 0	48	5	21	5	9	19	1.00	5	5	5	5	344	5	5	17
	03/06/2008 1	1580	505	1500	5	26	5	5.00	5	5	59	5	3010	11	5	5
	10/21/2008 1	1630	626	1510	609	72	757	0.02	5	5	5	5	10600	5	5	94
	1/20/2010	748	530	22	274	41	29	0.02	46	137	270	1700	2570	90	480	36
MW-66	7/11/2006	2	8	3	13	1	8	0	10	1	10	20	14	20	10	1
	08/15/2007 0	5	5	5	5	5.0	5	1.00	5	5	5	5	5	5	5	5
	03/03/2008 1	5	9	50	60	5.0	26	5.00	5	5	5	5	5	5	5	5
	10/21/2008 0	5	9	113	24	5.0	57	0.02	5	5	5	5	5	5	5	5
	1/20/2010	1	3	28	4	2.0	53	0.02	5	5	27	170	62	9	48	3
	4/19/2005	1	1	1	1	5.0	1	0.02	5	5	25	100	25	25	25	5
MW-67	7/11/2006	1	11	3	20	1	8	0.02	10	1	10	20	10	20	10	1
	08/13/2007 0	5	5	5	5	5	5	1.00	5	5	5	5	5	5	5	5
	03/03/2008 0	5	10	5	25	5	8	5.00	5	5	5	5	5	5	5	5
	10/21/2008 0	5	5	5	5	5	15	0.02	5	5	5	5	5	5	5	5
	1/20/2010	1	2	1	3	2	3	0.02	5	5	27	170	62	9	48	3
	4/19/2005	1	1	1	1	5	1	0.02	5	5	25	100	25	25	25	5
MW-68	7/11/2006	1	11	3	18	1	6	0.02	10	1	10	20	10	20	10	1
	08/15/2007 0	5	5	5	5	5	5	1.00	5	5	5	5	5	5	5	5
	03/03/2008 1	5	5	5	12	5	7	5.00	5	5	5	5	5	5	5	5
	10/21/2008 1	165	5	5	317	5	59	0.02	5	5	5	5	327	5	222	5
	1/20/2010	5	2	1	3	2	4	0.16	5	5	27	170	178	9	48	3
	4/19/2005	1	1	1	1	5	1	0.02	5	5	25	100	25	25	25	5
MW-69	7/11/2006	1	4	1	7	1	3	0.02	10	1	10	20	10	20	10	1
	1/20/2010	5	2	1	3	2	4	0.16	5	5	27	170	178	9	48	3
	03/03/2008 1	5	5	5	17	5	7	5.00	5	5	5	5	5	5	5	5
	10/21/2008 1	5	5	5	5	5	5	0.02	5	5	5	5	5	5	5	5
	1/20/2010	1	2	1	3	2	3	0.02	5	5	27	170	62	9	48	3
	4/19/2005	1	1	1	1	5	1	0.02	5	5	25	100	25	25	25	5
MW-70	7/11/2006	1	7	2	12	1	4	0.02	10	1	10	20	10	20	10	1
	08/15/2007 0	5	5	5	5	5	5	1.00	5	5	5	5	5	5	5	5
	03/06/2008 1	5	10	16	50	5	33	5.00	5	5	5	290	5	5	5	5
	10/21/2008 0	5	5	5	5	5	7	0.02	5	5	5	5	5	5	5	5
	1/20/2010	1	2	1	3	2	3	0.02	5	5	27	170	62	9	48	3
	4/19/2005	27000	31000	2500	14000	1000	9900	0.19	1000	2300	5000	20000	54000	5400	13000	4100
MW-5aR	6/29/2006	23000	30000	2500	13600	2700	780	0.02	1000	1200	1000	2000	1000	2000	1000	3200
	08/21/2007 1	67	236	13	332	5	76	1.00	5	5	5	5	5	5	5	5
	03/03/2008 0	4750	10500	971	7290	332	522	5.00	5	5	650	5	5	280	5	5
	10/20/2008 1	11200	19000	2200	13100	554	1070	0.02	5	5	5	5	5	5	5	1010
	1/18/2010	9070	18300	944	9700	331	661	0.02	460	450	2700	17000	6200	900	4800	499
	4/19/2005	8300	6800	1800	8100	770	290	7.60	320	1400	1100	1000	18000	250	3000	2500
PW-1R	6/29/2006	2500	2700	39	1710	1300	160	0.08	100	10	1300	200	9500	200	100	360
	6/29/2006	2500	2700	39	1710	1300	160	0.08	100	10	1300	200	9500	200	100	360
	03/06/2008 1	14300	28600	2450	16200	944	766	3.40	5	5	1180	5	5	5	5	5
	10/20/2008 1	13400	31700	1890	14300	5	1230	5.70	5	5	5	76900	5	5	5	5
	1/18/2010	4	20	3	55	2	3	0.02	5	5	27	170	62	9	48	3
	4/19/2005	1600	10	230	10	14	130	0.54	5	50	25	100	850	25	250	160
RW-1R	6/29/2006	16000	25000	1700	10400	2600	710	4.50	250	25	2000	500	11000	500	510	2000
	08/21/2007 1	3450	27900	1630	15600	5	964	1.00	5	5	5	5	17300	5	5	5
	03/06/2008 1	509	591	53	720	264	83	5.00	5	5	97	5	1420	5	5	5
	1/0/1900	0	0	0	0	0	0	0.00	0	0	0	0	0	0	0	0
	1/18/2010	1	2	1	3	2	3	0.02	5	5	27	170	62	9	48	3

Well	Date	Benzene ug/L	Toluene ug/L	Ethylbenzene ug/L	Xylenes ug/L	MTBE ug/L	Naphthalene ug/L	EDB ug/L	ETBE ug/L	TAME ug/L	TBA ug/L	Ethanol ug/L	TAA ug/L	TBF ug/L	ETBA ug/L	DIPE ug/L
DW-1	4/19/2005	1	1	1	1	5	1	0.02	5	5	25	100	25	25	25	5
	6/29/2006	2	3	1	9	1	22	0.02	10	1	10	20	10	20	10	1
	08/21/2007 1	5	6	5	5	5	5	1.00	5	5	5	5	5	5	5	5
	03/03/2008 0	5	5	5	5	5	5	5.00	5	5	5	5	5	5	5	5
	10/20/2008 0	5	5	5	5	5	5	0.02	5	5	5	5	5	5	5	5
	1/19/2010	1	2	1	3	2	3	0.02	5	5	27	170	62	9	48	3
DW-2	4/19/2005	1	1	1	1	5	1	0.02	5	5	25	100	25	25	25	5
	6/29/2006	27	78	16	117	3	20	0.15	10	1	10	20	10	20	10	1
	08/21/2007 1	6	17	5	10	5	5	1.00	5	5	5	5	5	5	5	5
	03/06/2008 1	5	5	5	5	5	5	5.00	5	5	5	298	5	5	5	5
	10/20/2008 0	5	5	5	5	5	5	0.02	5	5	5	357	5	5	5	5
	1/19/2010	1	2	1	11	2	5	0.02	5	5	27	170	62	9	48	3
DW-3	4/19/2005	350	360	64	220	5	230	0.06	5	17	25	100	850	75	95	5
	4/19/2005	350	360	64	220	5	230	0.06	5	17	25	100	850	75	95	5
	08/21/2007 1	8170	31000	1900	11200	62	895	1.00	5	5	5	5	6100	5	5	380
	03/06/2008 1	5	23	5	28	5	5	5.00	5	5	5	5	5	5	5	5
	10/20/2008 1	22	92	10	97	5	17	0.02	5	5	5	398	5	5	5	5
	1/18/2010	1	2	1	3	2	3	0.02	5	5	27	170	62	9	48	3
DW-4	4/19/2005	74	380	102	524	48	12	1.46	5	5	50	500	150	50	50	25
	6/29/2006	1	1	1	2	110	6	0.30	10	1	10	20	520	20	10	57
	6/29/2006	5	5	5	2	110	6	0.30	10	5	10	20	520	20	10	57
	6/29/2006	5	5	5	2	110	6	0.30	10	5	10	20	520	20	10	57
	10/20/2008 1	5	5	5	5	5	5	0.02	5	5	5	453	5	5	5	5
	10/20/2008 1	5	5	5	5	5	5	0.02	5	5	5	453	5	5	5	5
DW-5	4/19/2005	99	240	160	600	89	1	6.10	5	5	25	100	220	25	25	5
	6/29/2006	8	97	28	149	1	77	0.02	10	1	10	20	32	20	10	1
	08/21/2007 1	5	6	5	170	5	5	1.00	5	5	5	5	5	5	5	5
	03/06/2008 0	35	184	58	514	6	113	5.00	5	5	5	5	5	5	5	5
	10/20/2008 1	5	74	22	209	19	64	0.02	5	5	5	5	5	5	5	10
	1/19/2010	3950	7520	271	4340	329	317	0.55	5	41	280	170	1360	9	48	325
DW-6	4/19/2005	1	1	1	1	5	1	0.02	5	5	25	100	25	25	25	5
	7/11/2006	2	9	3	17	1	10	0.02	10	1	10	20	10	20	10	1
	08/13/2007 0	5	5	5	5	5	5	1.00	5	5	5	5	5	5	5	5
	03/06/2008 0	5	6	5	17	5	11	5.00	5	5	5	203	5	5	5	5
	10/21/2008 0	5	5	5	15	5	9	0.02	5	5	5	5	5	5	5	5
	1/20/2010	1	2	1	6	2	3	0.02	5	5	27	170	62	9	48	3
DW-7	4/19/2005	40	2	2	2	10	20	0.14	10	10	50	200	300	50	50	16
	7/13/2006	4	9	3	13	2	6	0.02	10	1	10	20	20	20	10	2
	08/14/2007 0	5	5	5	5	5	5	1.00	5	5	5	5	5	5	5	5
	03/11/2008 0	5	5	5	5	5	5	5.00	5	5	5	5	5	5	5	5
	10/21/2008 1	5	5	5	5	5	5	0.02	5	5	5	5	5	5	5	5
	1/19/2010	2	17	3	36	2	26	0.02	5	5	27	170	62	9	48	3
DW-8	4/19/2005	1	1	1	1	5	1	0.02	5	5	25	100	25	25	25	5
	7/13/2006	1	5	1	6	1	2	0.02	10	1	10	20	10	20	10	1
	08/14/2007 0	6	9	5	5	5	5	1.00	5	5	5	5	5	5	5	5
	03/11/2008 0	5	5	5	5	5	5	5.00	5	5	5	5	5	5	5	5
	10/21/2008 1	5	5	5	5	5	5	0.02	5	5	5	5	5	5	5	5
	1/19/2010	1	2	1	3	2	3	0.02	5	5	27	483	62	9	48	3
DW-9	4/19/2005	1	1	1	1	5	1	0.02	5	5	25	100	25	25	25	5
	7/13/2006	2	4	2	6	1	6	0.02	10	1	10	20	10	20	10	1
	7/13/2006	2	4	2	6	5	6	0.02	10	1	10	20	10	20	10	5
	03/11/2008 0	5	5	5	5	5	5	5.00	5	5	5	5	5	5	5	5
	10/21/2008 1	5	5	5	5	5	6	0.02	5	5	5	5	5	5	5	5
	1/19/2010	1	2	1	3	2	3	0.02	5	5	27	170	62	9	48	3
SW-1	4/19/2005	370	110	41	100	9	160	0.02	5	10	25	370	25	25	50	74
	7/13/2006	780	1000	190	710	470	52	0.02	5	31	25	2600	25	25	50	190
	08/15/2007 0	133	36.2	13.1	68.7	97.2	9.2	1.00	5	5	5	5	669	5	5	68.8
	03/11/2008 0	420	43.9	35.2	68.4	84.5	7.2	5.00	5	5	67.1	5	614	5	5	5
	10/21/2008 1	229	22.9	22.2	38.9	54.3	19.8	0.02	5	5	442	5	367	5	5	42.9
	1/19/2010	464	135	66	143	123	17.4	0.02	4.6	10.9	84.2	170	1180	9	48	80

Clouds Chevron Gas Station Well Sampling Data					
Well	Date/Time	TOC to Water	TOC to LPH	pH1	T1
MW-1	1/18/2010	13.30			
MW-2**	8/21/2007				
MW-3	1/18/2010	18.60			
MW-4	1/18/2010	21.00			
MW-5	1/18/2010	18.40			
MW-6	1/18/2010	23.70			
MW-7	1/18/2010	23.60			
MW-8	1/18/2010	20.15			
MW-9*	Destroyed	0.00			
MW-10	1/25/2010	17.20			
MW-11	1/18/2010	19.40			
MW-12	1/18/2010	4.70			
MW-13	1/18/2010	11.80			
MW-15	1/18/2010	16.80			
MW-16	1/19/2010	18.60			
MW-17	1/19/2010	23.10			
MW-18	1/18/2010	25.10			
MW-19	1/19/2010	24.50			
MW-20	1/18/2010	22.10			
MW-22	1/20/2010	0.00			
MW-23	1/19/2010	24.90			
MW-24	1/18/2010	20.50			
MW-25	1/19/2010	20.10			
MW-26	1/20/2010	22.30			
MW-27	1/18/2010	14.30			
MW-28**	Dry	0.00			
MW-29	1/18/2010	16.70			
MW-30	1/18/2010	21.30			
MW-31*	1/20/2010	25.20			
MW-32	1/18/2010	21.80			
MW-33	1/18/2010	24.10			
MW-34	1/18/2010	24.90			
MW-35	1/18/2010	23.90			
MW-36	1/18/2010	23.70			
MW-37	1/18/2010	24.01			
MW-38	1/20/2010	25.30			
MW-39	1/20/2010	26.50			
MW-40	1/20/2010	25.90			
MW-41	1/20/2010	25.30			
MW-42	1/20/2010	26.10			
MW-43	1/19/2010	24.80			
MW-44	1/19/2010	23.10			
MW-45	1/19/2010	22.20			
MW-46	1/19/2010	24.40			
MW-47	1/19/2010	22.50			
MW-48	1/20/2010	19.70			
MW-49**	Dry	0.00			
MW-50***	Inaccessible	0.00			
MW-51	1/19/2010	24.50			
MW-52**	Dry	0.00			
MW-53	1/19/2010	10.90			
MW-54	1/19/2010	0.00			
MW-55	1/19/2010	2.50			
MW-56	1/19/2010	7.50			
MW-57	1/19/2010	0.00			

MW-58	1/19/2010	5.30			
MW-59	1/19/2010	4.50			
MW-60	1/19/2010	5.30			
MW-61**	Inaccessible	0.00			
MW-62	1/20/2010	23.60			
MW-63	1/20/2010	23.80			
MW-64	1/20/2010	25.20			
MW-65	1/20/2010	24.80			
MW-66	1/20/2010	21.90			
MW-67	1/20/2010	25.80			
MW-68	1/20/2010	24.80			
MW-69	1/20/2010	25.30			
MW-70	1/20/2010	24.80			
MW-5aR	1/18/2010	21.00			
PW-1R	1/18/2010	23.50			
RW-1R*	1/18/2010	24.10			
DW-1	1/19/2010	46.40			
DW-2	1/19/2010	45.50			
DW-3	1/18/2010	24.80			
DW-4***	Inaccessible	0.00			
DW-5	1/19/2010	20.10			
DW-6	1/20/2010	46.80			
DW-7	1/19/2010	25.70			
DW-8	1/19/2010	22.00			
DW-9	1/19/2010	26.40			
SW-1	1/19/2010				

*Not Found
**Dry Well
***Not Sampled
****LPH

Pace Analytical®
www.pacelabs.com

Pace Analytical Services, Inc.
2225 Riverside Dr.
Asheville, NC 28804
(828)254-7176

Pace Analytical Services, Inc.
9800 Kincey Ave. Suite 100
Huntersville, NC 28078
(704)875-9092

February 18, 2010

Mr. Jimmy Cooper
Ecological Resources, Inc.
P.O. Box 427
2193 Hwy 1
Elgin, SC 29045

RE: Project: UNIVERSITY MART/CLOUDS
Pace Project No.: 9261875

Dear Mr. Cooper:
Enclosed are the analytical results for sample(s) received by the laboratory on January 22, 2010. The results relate only to the samples included in this report. Results reported herein conform to the most current NELAC standards, where applicable, unless otherwise narrated in the body of the report.

Inorganic Wet Chemistry and Metals analyses were performed at our Pace Asheville laboratory and Organic testing was performed at our Pace Huntersville laboratory unless otherwise footnoted. All Microbiological analyses were performed at the laboratory where the samples were received.

If you have any questions concerning this report, please feel free to contact me.

Sincerely,

Renee Spencer

Renee Spencer

renee.spencer@pacelabs.com
Project Manager

Enclosures

REPORT OF LABORATORY ANALYSIS

This report shall not be reproduced, except in full,
without the written consent of Pace Analytical Services, Inc..

ACCREDITED IN ACCORDANCE WITH nelac

Pace Analytical®
www.pacelabs.com

Pace Analytical Services, Inc.
2225 Riverside Dr.
Asheville, NC 28804
(828)254-7176

Pace Analytical Services, Inc.
9800 Kincey Ave. Suite 100
Huntersville, NC 28078
(704)875-9092

CERTIFICATIONS

Project: UNIVERSITY MART/CLOUDS
Pace Project No.: 9261875

Charlotte Certification IDs
9800 Kincey Ave. - Ste 100 Huntersville, NC 28078
Connecticut Certification #: PH-0104
Virginia Certification #: 00213
Tennessee Certification #: 04010
South Carolina Drinking Water Cert. #: 990060003
South Carolina Certification #: 990060001
Pennsylvania Certification #: 68-00784
North Carolina Wastewater Certification #: 12
North Carolina Field Services Certification #: 5342
North Carolina Drinking Water Certification #: 37706
New Jersey Certification #: NC012
Louisiana/LELAP Certification #: 04034
Kentucky UST Certification #: 84
Florida/NELAP Certification #: E87627
West Virginia Certification #: 357

This report shall not be reproduced, except in full,
without the written consent of Pace Analytical Services, Inc..

ACCREDITED IN ACCORDANCE WITH nelac

Pace Analytical®
www.pacelabs.com

Pace Analytical Services, Inc.
2225 Riverside Dr.
Asheville, NC 28804
(828)254-7176

Pace Analytical Services, Inc.
9800 Kincey Ave. Suite 100
Huntersville, NC 28078
(704)875-9092

SAMPLE SUMMARY

Project: UNIVERSITY MART/CLOUDS
Pace Project No.: 9261875

Lab ID	Sample ID	Matrix	Date Collected	Date Received
9261875001	MW1	Water	01/18/10 10:20	01/22/10 16:00
9261875002	MW3	Water	01/18/10 10:35	01/22/10 16:00
9261875003	MW4	Water	01/18/10 10:25	01/22/10 16:00
9261875004	MW5	Water	01/18/10 09:50	01/22/10 16:00
9261875005	MW6	Water	01/18/10 10:00	01/22/10 16:00
9261875006	MW7	Water	01/18/10 10:05	01/22/10 16:00
9261875007	MW8	Water	01/18/10 10:15	01/22/10 16:00
9261875008	MW11	Water	01/18/10 10:00	01/22/10 16:00
9261875009	MW12	Water	01/18/10 10:35	01/22/10 16:00
9261875010	MW13	Water	01/18/10 12:20	01/22/10 16:00
9261875011	MW15	Water	01/18/10 12:25	01/22/10 16:00
9261875012	MW16	Water	01/19/10 12:30	01/22/10 16:00
9261875013	MW17	Water	01/19/10 12:40	01/22/10 16:00
9261875014	MW18	Water	01/18/10 11:30	01/22/10 16:00
9261875015	MW19	Water	01/19/10 08:45	01/22/10 16:00
9261875016	MW20	Water	01/18/10 14:10	01/22/10 16:00
9261875017	MW22	Water	01/20/10 15:00	01/22/10 16:00
9261875018	MW23	Water	01/19/10 08:40	01/22/10 16:00
9261875019	MW24	Water	01/18/10 14:30	01/22/10 16:00
9261875020	MW25	Water	01/19/10 08:55	01/22/10 16:00
9261875021	MW26	Water	01/20/10 13:40	01/22/10 16:00
9261875022	MW27	Water	01/18/10 13:45	01/22/10 16:00
9261875023	MW29	Water	01/18/10 13:30	01/22/10 16:00
9261875024	MW30	Water	01/18/10 12:00	01/22/10 16:00
9261875025	MW31	Water	01/20/10 14:11	01/22/10 16:00
9261875026	MW32	Water	01/18/10 11:45	01/22/10 16:00
9261875027	MW33	Water	01/18/10 11:40	01/22/10 16:00
9261875028	MW34	Water	01/18/10 12:45	01/22/10 16:00
9261875029	MW35	Water	01/18/10 12:35	01/22/10 16:00
9261875030	MW36	Water	01/18/10 12:10	01/22/10 16:00
9261875031	MW37	Water	01/18/10 12:20	01/22/10 16:00
9261875032	MW38	Water	01/20/10 09:45	01/22/10 16:00
9261875033	MW39	Water	01/20/10 10:00	01/22/10 16:00
9261875034	MW40	Water	01/20/10 10:05	01/22/10 16:00
9261875035	MW41	Water	01/20/10 10:15	01/22/10 16:00
9261875036	MW42	Water	01/20/10 10:05	01/22/10 16:00
9261875037	MW43	Water	01/19/10 13:15	01/22/10 16:00

This report shall not be reproduced, except in full,
without the written consent of Pace Analytical Services, Inc..

ACCREDITED IN ACCORDANCE WITH nelac

Pace Analytical®
www.pacelabs.com

Pace Analytical Services, Inc.
2225 Riverside Dr.
Asheville, NC 28804
(828)254-7176

Pace Analytical Services, Inc.
9800 Kincey Ave. Suite 100
Huntersville, NC 28078
(704)875-9092

SAMPLE SUMMARY

Project: UNIVERSITY MART/CLOUDS
Pace Project No.: 9261875

Lab ID	Sample ID	Matrix	Date Collected	Date Received
9261875038	MW44	Water	01/19/10 13:25	01/22/10 16:00
9261875039	MW45	Water	01/19/10 13:50	01/22/10 16:00
9261875040	MW46	Water	01/19/10 13:10	01/22/10 16:00
9261875041	MW47	Water	01/19/10 13:00	01/22/10 16:00
9261875042	MW48	Water	01/20/10 09:20	01/22/10 16:00
9261875043	MW51	Water	01/19/10 10:10	01/22/10 16:00
9261875044	MW53	Water	01/19/10 11:25	01/22/10 16:00
9261875045	MW55	Water	01/19/10 11:15	01/22/10 16:00
9261875046	MW56	Water	01/19/10 11:25	01/22/10 16:00
9261875047	MW57	Water	01/19/10 11:33	01/22/10 16:00
9261875048	MW58	Water	01/19/10 11:35	01/22/10 16:00
9261875049	MW59	Water	01/19/10 14:45	01/22/10 16:00
9261875050	MW60	Water	01/19/10 11:50	01/22/10 16:00
9261875051	MW62	Water	01/20/10 12:00	01/22/10 16:00
9261875052	MW63	Water	01/20/10 12:10	01/22/10 16:00
9261875053	MW64	Water	01/20/10 12:55	01/22/10 16:00
9261875054	MW65	Water	01/20/10 12:20	01/22/10 16:00
9261875055	MW66	Water	01/20/10 13:09	01/22/10 16:00
9261875056	MW67	Water	01/20/10 09:50	01/22/10 16:00
9261875057	MW68	Water	01/20/10 12:45	01/22/10 16:00
9261875058	MW69	Water	01/20/10 13:09	01/22/10 16:00
9261875059	MW70	Water	01/20/10 13:00	01/22/10 16:00
9261875060	MW5AR	Water	01/18/10 14:00	01/22/10 16:00
9261875061	PW-1R	Water	01/18/10 14:20	01/22/10 16:00
9261875062	RW-1R	Water	01/18/10 14:25	01/22/10 16:00
9261875063	DW-1	Water	01/19/10 09:50	01/22/10 16:00
9261875064	DW-2	Water	01/19/10 09:40	01/22/10 16:00
9261875065	DW-3	Water	01/18/10 14:40	01/22/10 16:00
9261875066	DW-5	Water	01/19/10 08:20	01/22/10 16:00
9261875067	DW-6	Water	01/20/10 10:30	01/22/10 16:00
9261875068	DW-7	Water	01/19/10 10:40	01/22/10 16:00
9261875069	DW-8	Water	01/19/10 14:40	01/22/10 16:00
9261875070	DW-9	Water	01/19/10 11:30	01/22/10 16:00
9261875071	SW-1	Water	01/19/10 11:45	01/22/10 16:00
9261875072	MW54	Water	01/19/10 12:15	01/22/10 16:00

This report shall not be reproduced, except in full,
without the written consent of Pace Analytical Services, Inc..

ACCREDITED IN ACCORDANCE WITH nelac

Pace Analytical®
www.pacelabs.com

Pace Analytical Services, Inc.
2225 Riverside Dr.
Asheville, NC 28804
(828)254-7176

Pace Analytical Services, Inc.
9800 Kincey Ave. Suite 100
Huntersville, NC 28078
(704)875-9092

SAMPLE ANALYTE COUNT

Project: UNIVERSITY MART/CLOUDS
Pace Project No.: 9261875

Lab ID	Sample ID	Method	Analysts	Analytes Reported
9261875001	MW1	EPA 8011	RES	2
		EPA 8260	DLK	22
9261875002	MW3	EPA 8011	RES	2
		EPA 8260	DLK	22
9261875003	MW4	EPA 8011	CAH	2
		EPA 8260	DLK	22
9261875004	MW5	EPA 8011	CAH	2
		EPA 8260	MCK	22
9261875005	MW6	EPA 8011	CAH	2
		EPA 8260	DLK	22
9261875006	MW7	EPA 8011	CAH	2
		EPA 8260	MCK	22
9261875007	MW8	EPA 8011	CAH	2
		EPA 8260	MCK	22
9261875008	MW11	EPA 8011	CAH	2
		EPA 8260	MCK	22
9261875009	MW12	EPA 8011	CAH	2
		EPA 8260	MCK	22
9261875010	MW13	EPA 8011	CAH	2
		EPA 8260	MCK	22
9261875011	MW15	EPA 8011	CAH	2
		EPA 8260	MCK	22
9261875012	MW16	EPA 8011	CAH	2
		EPA 8260	MCK	22
9261875013	MW17	EPA 8011	CAH	2
		EPA 8260	MCK	22
9261875014	MW18	EPA 8011	CAH	2
		EPA 8260	MCK	22
9261875015	MW19	EPA 8011	RES	2
		EPA 8260	MCK	22
9261875016	MW20	EPA 8011	CAH	2
		EPA 8260	MCK	22
9261875017	MW22	EPA 8011	CAH	2
		EPA 8260	MCK	22
9261875018	MW23	EPA 8011	CAH	2
		EPA 8260	MCK	22
9261875019	MW24	EPA 8011	CAH	2

This report shall not be reproduced, except in full,
without the written consent of Pace Analytical Services, Inc..

ACCREDITED IN ACCORDANCE WITH nelac

Pace Analytical®
www.pacelabs.com

Pace Analytical Services, Inc.
2225 Riverside Dr.
Asheville, NC 28804
(828)254-7176

Pace Analytical Services, Inc.
9800 Kincey Ave. Suite 100
Huntersville, NC 28078
(704)875-9092

SAMPLE ANALYTE COUNT

Project: UNIVERSITY MART/CLOUDS
Pace Project No.: 9261875

Lab ID	Sample ID	Method	Analysts	Analytes Reported
		EPA 8260	MCK	22
9261875020	MW25	EPA 8011	CAH	2
		EPA 8260	MCK	22
9261875021	MW26	EPA 8011	CAH	2
		EPA 8260	MCK	22
9261875022	MW27	EPA 8011	RES	2
		EPA 8260	MCK	22
9261875023	MW29	EPA 8011	RES	2
		EPA 8260	MCK	22
9261875024	MW30	EPA 8011	RES	2
		EPA 8260	MCK	22
9261875025	MW31	EPA 8011	RES	2
		EPA 8260	MCK	22
9261875026	MW32	EPA 8011	RES	2
		EPA 8260	MCK	22
9261875027	MW33	EPA 8011	RES	2
		EPA 8260	MCK	22
9261875028	MW34	EPA 8011	RES	2
		EPA 8260	MCK	22
9261875029	MW35	EPA 8011	RES	2
		EPA 8260	MCK	22
9261875030	MW36	EPA 8011	RES	2
		EPA 8260	MCK	22
9261875031	MW37	EPA 8011	RES	2
		EPA 8260	MCK	22
9261875032	MW38	EPA 8011	RES	2
		EPA 8260	MCK	22
9261875033	MW39	EPA 8011	RES	2
		EPA 8260	MCK	22
9261875034	MW40	EPA 8011	RES	2
		EPA 8260	MCK	22
9261875035	MW41	EPA 8011	RES	2
		EPA 8260	MCK	22
9261875036	MW42	EPA 8011	CAH	2
		EPA 8260	MCK	22
9261875037	MW43	EPA 8011	RES	2
		EPA 8260	MCK	22

This report shall not be reproduced, except in full,
without the written consent of Pace Analytical Services, Inc..

ACCREDITED IN ACCORDANCE WITH nelac

Pace Analytical
www.pacelabs.com

Pace Analytical Services, Inc.
2225 Riverside Dr.
Asheville, NC 28804
(828)254-7176

Pace Analytical Services, Inc.
9800 Kincey Ave. Suite 100
Huntersville, NC 28078
(704)875-9092

SAMPLE ANALYTE COUNT

Project: UNIVERSITY MART/CLOUDS
Pace Project No.: 9261875

Lab ID	Sample ID	Method	Analysts	Analytes Reported
9261875038	MW44	EPA 8011	RES	2
		EPA 8260	MCK	22
9261875039	MW45	EPA 8011	RES	2
		EPA 8260	MCK	22
9261875040	MW46	EPA 8011	RES	2
		EPA 8260	MCK	22
9261875041	MW47	EPA 8011	RES	2
		EPA 8260	MCK	22
9261875042	MW48	EPA 8011	CAH	2
		EPA 8260	MCK	22
9261875043	MW51	EPA 8011	RES	2
		EPA 8260	MCK	22
9261875044	MW53	EPA 8011	RES	2
		EPA 8260	MCK	22
9261875045	MW55	EPA 8011	RES	2
		EPA 8260	MCK	22
9261875046	MW56	EPA 8011	RES	2
		EPA 8260	MCK	22
9261875047	MW57	EPA 8011	RES	2
		EPA 8260	MCK	22
9261875048	MW58	EPA 8011	RES	2
		EPA 8260	MCK	22
9261875049	MW59	EPA 8011	RES	2
		EPA 8260	MCK	22
9261875050	MW60	EPA 8011	RES	2
		EPA 8260	MCK	22
9261875051	MW62	EPA 8011	CAH	2
		EPA 8260	MCK	22
9261875052	MW63	EPA 8011	RES	2
		EPA 8260	MCK	22
9261875053	MW64	EPA 8011	RES	2
		EPA 8260	MCK	22
9261875054	MW65	EPA 8011	RES	2
		EPA 8260	MCK	22
9261875055	MW66	EPA 8011	RES	2
		EPA 8260	MCK	22
9261875056	MW67	EPA 8011	RES	2

This report shall not be reproduced, except in full,
without the written consent of Pace Analytical Services, Inc..

ACCREDITED IN ACCORDANCE WITH nelac

Pace Analytical
www.pacelabs.com

Pace Analytical Services, Inc.
2225 Riverside Dr.
Asheville, NC 28804
(828)254-7176

Pace Analytical Services, Inc.
9800 Kincey Ave. Suite 100
Huntersville, NC 28078
(704)875-9092

SAMPLE ANALYTE COUNT

Project: UNIVERSITY MART/CLOUDS
Pace Project No.: 9261875

Lab ID	Sample ID	Method	Analysts	Analytes Reported
		EPA 8260	MCK	22
9261875057	MW68	EPA 8011	RES	2
		EPA 8260	MCK	22
9261875058	MW69	EPA 8011	RES	2
		EPA 8260	MCK	22
9261875059	MW70	EPA 8011	RES	2
		EPA 8260	MCK	22
9261875060	MW5AR	EPA 8011	RES	2
		EPA 8260	DLK	22
9261875061	PW-1R	EPA 8011	RES	2
		EPA 8260	DLK	22
9261875062	RW-1R	EPA 8011	RES	2
		EPA 8260	DLK	22
9261875063	DW-1	EPA 8011	RES	2
		EPA 8260	MCK	22
9261875064	DW-2	EPA 8011	RES	2
		EPA 8260	DLK	22
9261875065	DW-3	EPA 8011	RES	2
		EPA 8260	DLK	22
9261875066	DW-5	EPA 8011	RES	2
		EPA 8260	MCK	22
9261875067	DW-6	EPA 8011	RES	2
		EPA 8260	MCK	22
9261875068	DW-7	EPA 8011	RES	2
		EPA 8260	DLK	22
9261875069	DW-8	EPA 8011	RES	2
		EPA 8260	DLK	22
9261875070	DW-9	EPA 8011	RES	2
		EPA 8260	MCK	22
9261875071	SW-1	EPA 8011	RES	2
		EPA 8260	DLK	22
9261875072	MW54	EPA 8011	RES	2
		EPA 8260	MCK	22

This report shall not be reproduced, except in full,
without the written consent of Pace Analytical Services, Inc..

ACCREDITED IN ACCORDANCE WITH nelac

Pace Analytical®
www.pacelabs.com

Pace Analytical Services, Inc.
2225 Riverside Dr.
Asheville, NC 28804
(828)254-7176

Pace Analytical Services, Inc.
9800 Kincey Ave. Suite 100
Huntersville, NC 28078
(704)875-9092

ANALYTICAL RESULTS

Project: UNIVERSITY MART/CLOUDS
Pace Project No.: 9261875

Sample: MW1 **Lab ID: 9261875001** Collected: 01/18/10 10:20 Received: 01/22/10 16:00 Matrix: Water

Parameters	Results	Units	Report Limit	MDL	DF	Prepared	Analyzed	CAS No.	Qual
8011 GCS EDB and DBCP	Analytical Method: EPA 8011 Preparation Method: EPA 8011								
1,2-Dibromoethane (EDB)	ND	ug/L	0.019	0.019	1	01/27/10 14:45	01/28/10 11:14	106-93-4	
1-Chloro-2-bromopropane (S)	101	%	60-140		1	01/27/10 14:45	01/28/10 11:14	301-79-56	
8260 MSV Oxygenates	Analytical Method: EPA 8260								
tert-Amyl Alcohol	ND	ug/L	100	62.0	1		01/26/10 02:50	75-85-4	
tert-Amylmethyl ether	ND	ug/L	10.0	4.5	1		01/26/10 02:50	994-05-8	
Benzene	ND	ug/L	5.0	1.2	1		01/26/10 02:50	71-43-2	
3,3-Dimethyl-1-Butanol	ND	ug/L	100	48.0	1		01/26/10 02:50	624-95-3	
tert-Butyl Alcohol	ND	ug/L	100	27.0	1		01/26/10 02:50	75-65-0	
tert-Butyl Formate	ND	ug/L	50.0	9.0	1		01/26/10 02:50	762-75-4	
1,2-Dibromoethane (EDB)	ND	ug/L	5.0	3.6	1		01/26/10 02:50	106-93-4	
1,2-Dichloroethane	ND	ug/L	5.0	1.3	1		01/26/10 02:50	107-06-2	
Diisopropyl ether	ND	ug/L	5.0	2.7	1		01/26/10 02:50	108-20-3	
Ethanol	ND	ug/L	200	170	1		01/26/10 02:50	64-17-5	
Ethylbenzene	ND	ug/L	5.0	1.1	1		01/26/10 02:50	100-41-4	
Ethyl-tert-butyl ether	ND	ug/L	10.0	4.6	1		01/26/10 02:50	637-92-3	
Methyl-tert-butyl ether	ND	ug/L	5.0	2.0	1		01/26/10 02:50	1634-04-4	
Naphthalene	ND	ug/L	5.0	2.9	1		01/26/10 02:50	91-20-3	
Toluene	ND	ug/L	5.0	1.8	1		01/26/10 02:50	108-88-3	
Xylene (Total)	ND	ug/L	10.0	2.7	1		01/26/10 02:50	1330-20-7	
m&p-Xylene	ND	ug/L	10.0	2.7	1		01/26/10 02:50	1330-20-7	
o-Xylene	ND	ug/L	5.0	1.7	1		01/26/10 02:50	95-47-6	
Dibromofluoromethane (S)	102	%	85-115		1		01/26/10 02:50	1868-53-7	
Toluene-d8 (S)	100	%	70-120		1		01/26/10 02:50	2037-26-5	
4-Bromofluorobenzene (S)	100	%	87-109		1		01/26/10 02:50	460-00-4	
1,2-Dichloroethane-d4 (S)	101	%	79-120		1		01/26/10 02:50	17060-07-0	

This report shall not be reproduced, except in full,
without the written consent of Pace Analytical Services, Inc..

ACCREDITED IN ACCORDANCE WITH nelac

Pace Analytical
www.pacelabs.com

Pace Analytical Services, Inc.
2225 Riverside Dr.
Asheville, NC 28804
(828)254-7176

Pace Analytical Services, Inc.
9800 Kincey Ave. Suite 100
Huntersville, NC 28078
(704)875-9092

ANALYTICAL RESULTS

Project: UNIVERSITY MART/CLOUDS
Pace Project No.: 9261875

Sample: MW3 **Lab ID: 9261875002** Collected: 01/18/10 10:35 Received: 01/22/10 16:00 Matrix: Water

Parameters	Results	Units	Report Limit	MDL	DF	Prepared	Analyzed	CAS No.	Qual
8011 GCS EDB and DBCP	Analytical Method: EPA 8011 Preparation Method: EPA 8011								
1,2-Dibromoethane (EDB)	**42.2**	ug/L	0.96	0.96	50	01/27/10 15:12	01/29/10 16:42	106-93-4	
1-Chloro-2-bromopropane (S)	0	%	60-140		50	01/27/10 15:12	01/29/10 16:42	301-79-56	
8260 MSV Oxygenates	Analytical Method: EPA 8260								
tert-Amyl Alcohol	ND	ug/L	5000	3100	50		01/27/10 19:17	75-85-4	
tert-Amylmethyl ether	ND	ug/L	500	225	50		01/27/10 19:17	994-05-8	
Benzene	**170J**	ug/L	250	60.0	50		01/27/10 19:17	71-43-2	
3,3-Dimethyl-1-Butanol	ND	ug/L	5000	2400	50		01/27/10 19:17	624-95-3	
tert-Butyl Alcohol	ND	ug/L	5000	1350	50		01/27/10 19:17	75-65-0	
tert-Butyl Formate	ND	ug/L	2500	450	50		01/27/10 19:17	762-75-4	
1,2-Dibromoethane (EDB)	ND	ug/L	250	180	50		01/27/10 19:17	106-93-4	
1,2-Dichloroethane	ND	ug/L	250	65.0	50		01/27/10 19:17	107-06-2	
Diisopropyl ether	ND	ug/L	250	135	50		01/27/10 19:17	108-20-3	
Ethanol	ND	ug/L	10000	8500	50		01/27/10 19:17	64-17-5	
Ethylbenzene	ND	ug/L	250	55.0	50		01/27/10 19:17	100-41-4	
Ethyl-tert-butyl ether	ND	ug/L	500	230	50		01/27/10 19:17	637-92-3	
Methyl-tert-butyl ether	**4260**	ug/L	250	100	50		01/27/10 19:17	1634-04-4	
Naphthalene	**254**	ug/L	250	145	50		01/27/10 19:17	91-20-3	
Toluene	**333**	ug/L	250	90.0	50		01/27/10 19:17	108-88-3	
Xylene (Total)	**470J**	ug/L	500	135	50		01/27/10 19:17	1330-20-7	
m&p-Xylene	**235J**	ug/L	500	135	50		01/27/10 19:17	1330-20-7	
o-Xylene	**236J**	ug/L	250	85.0	50		01/27/10 19:17	95-47-6	
Dibromofluoromethane (S)	100	%	85-115		50		01/27/10 19:17	1868-53-7	
Toluene-d8 (S)	101	%	70-120		50		01/27/10 19:17	2037-26-5	
4-Bromofluorobenzene (S)	98	%	87-109		50		01/27/10 19:17	460-00-4	
1,2-Dichloroethane-d4 (S)	100	%	79-120		50		01/27/10 19:17	17060-07-0	

This report shall not be reproduced, except in full,
without the written consent of Pace Analytical Services, Inc..

ACCREDITED IN ACCORDANCE WITH nelac

Pace Analytical®
www.pacelabs.com

Pace Analytical Services, Inc.
2225 Riverside Dr.
Asheville, NC 28804
(828)254-7176

Pace Analytical Services, Inc.
9800 Kincey Ave. Suite 100
Huntersville, NC 28078
(704)875-9092

ANALYTICAL RESULTS

Project: UNIVERSITY MART/CLOUDS
Pace Project No.: 9261875

Sample: MW4 **Lab ID: 9261875003** Collected: 01/18/10 10:25 Received: 01/22/10 16:00 Matrix: Water

Parameters	Results	Units	Report Limit	MDL	DF	Prepared	Analyzed	CAS No.	Qual
8011 GCS EDB and DBCP	Analytical Method: EPA 8011 Preparation Method: EPA 8011								
1,2-Dibromoethane (EDB)	ND	ug/L	0.019	0.019	1	01/27/10 15:12	01/29/10 02:33	106-93-4	
1-Chloro-2-bromopropane (S)	101	%	60-140		1	01/27/10 15:12	01/29/10 02:33	301-79-56	
8260 MSV Oxygenates	Analytical Method: EPA 8260								
tert-Amyl Alcohol	ND	ug/L	100	62.0	1		01/26/10 03:08	75-85-4	
tert-Amylmethyl ether	ND	ug/L	10.0	4.5	1		01/26/10 03:08	994-05-8	
Benzene	ND	ug/L	5.0	1.2	1		01/26/10 03:08	71-43-2	
3,3-Dimethyl-1-Butanol	ND	ug/L	100	48.0	1		01/26/10 03:08	624-95-3	
tert-Butyl Alcohol	ND	ug/L	100	27.0	1		01/26/10 03:08	75-65-0	
tert-Butyl Formate	ND	ug/L	50.0	9.0	1		01/26/10 03:08	762-75-4	
1,2-Dibromoethane (EDB)	ND	ug/L	5.0	3.6	1		01/26/10 03:08	106-93-4	
1,2-Dichloroethane	ND	ug/L	5.0	1.3	1		01/26/10 03:08	107-06-2	
Diisopropyl ether	ND	ug/L	5.0	2.7	1		01/26/10 03:08	108-20-3	
Ethanol	ND	ug/L	200	170	1		01/26/10 03:08	64-17-5	
Ethylbenzene	ND	ug/L	5.0	1.1	1		01/26/10 03:08	100-41-4	
Ethyl-tert-butyl ether	ND	ug/L	10.0	4.6	1		01/26/10 03:08	637-92-3	
Methyl-tert-butyl ether	**5.4**	ug/L	5.0	2.0	1		01/26/10 03:08	1634-04-4	
Naphthalene	ND	ug/L	5.0	2.9	1		01/26/10 03:08	91-20-3	
Toluene	ND	ug/L	5.0	1.8	1		01/26/10 03:08	108-88-3	
Xylene (Total)	ND	ug/L	10.0	2.7	1		01/26/10 03:08	1330-20-7	
m&p-Xylene	ND	ug/L	10.0	2.7	1		01/26/10 03:08	1330-20-7	
o-Xylene	ND	ug/L	5.0	1.7	1		01/26/10 03:08	95-47-6	
Dibromofluoromethane (S)	101	%	85-115		1		01/26/10 03:08	1868-53-7	
Toluene-d8 (S)	101	%	70-120		1		01/26/10 03:08	2037-26-5	
4-Bromofluorobenzene (S)	97	%	87-109		1		01/26/10 03:08	460-00-4	
1,2-Dichloroethane-d4 (S)	102	%	79-120		1		01/26/10 03:08	17060-07-0	

This report shall not be reproduced, except in full,
without the written consent of Pace Analytical Services, Inc..

ACCREDITED IN ACCORDANCE WITH nelac

Pace Analytical
www.pacelabs.com

Pace Analytical Services, Inc.
2225 Riverside Dr.
Asheville, NC 28804
(828)254-7176

Pace Analytical Services, Inc.
9800 Kincey Ave. Suite 100
Huntersville, NC 28078
(704)875-9092

ANALYTICAL RESULTS

Project: UNIVERSITY MART/CLOUDS
Pace Project No.: 9261875

Sample: MW5 **Lab ID: 9261875004** Collected: 01/18/10 09:50 Received: 01/22/10 16:00 Matrix: Water

Parameters	Results	Units	Report Limit	MDL	DF	Prepared	Analyzed	CAS No.	Qual
8011 GCS EDB and DBCP	Analytical Method: EPA 8011 Preparation Method: EPA 8011								
1,2-Dibromoethane (EDB)	**0.20**	ug/L	0.022	0.022	1	01/27/10 15:12	01/29/10 02:51	106-93-4	
1-Chloro-2-bromopropane (S)	115	%	60-140		1	01/27/10 15:12	01/29/10 02:51	301-79-56	
8260 MSV Oxygenates	Analytical Method: EPA 8260								
tert-Amyl Alcohol	ND	ug/L	1000	620	10		01/29/10 11:51	75-85-4	
tert-Amylmethyl ether	ND	ug/L	100	45.0	10		01/29/10 11:51	994-05-8	
Benzene	ND	ug/L	50.0	12.0	10		01/29/10 11:51	71-43-2	
3,3-Dimethyl-1-Butanol	ND	ug/L	1000	480	10		01/29/10 11:51	624-95-3	
tert-Butyl Alcohol	ND	ug/L	1000	270	10		01/29/10 11:51	75-65-0	
tert-Butyl Formate	ND	ug/L	500	90.0	10		01/29/10 11:51	762-75-4	
1,2-Dibromoethane (EDB)	ND	ug/L	50.0	36.0	10		01/29/10 11:51	106-93-4	
1,2-Dichloroethane	ND	ug/L	50.0	13.0	10		01/29/10 11:51	107-06-2	
Diisopropyl ether	ND	ug/L	50.0	27.0	10		01/29/10 11:51	108-20-3	
Ethanol	ND	ug/L	2000	1700	10		01/29/10 11:51	64-17-5	
Ethylbenzene	ND	ug/L	50.0	11.0	10		01/29/10 11:51	100-41-4	
Ethyl-tert-butyl ether	ND	ug/L	100	46.0	10		01/29/10 11:51	637-92-3	
Methyl-tert-butyl ether	**946**	ug/L	50.0	20.0	10		01/29/10 11:51	1634-04-4	
Naphthalene	ND	ug/L	50.0	29.0	10		01/29/10 11:51	91-20-3	
Toluene	ND	ug/L	50.0	18.0	10		01/29/10 11:51	108-88-3	
Xylene (Total)	**30.5J**	ug/L	100	27.0	10		01/29/10 11:51	1330-20-7	
m&p-Xylene	ND	ug/L	100	27.0	10		01/29/10 11:51	1330-20-7	
o-Xylene	**17.1J**	ug/L	50.0	17.0	10		01/29/10 11:51	95-47-6	
Dibromofluoromethane (S)	101	%	85-115		10		01/29/10 11:51	1868-53-7	
Toluene-d8 (S)	101	%	70-120		10		01/29/10 11:51	2037-26-5	
4-Bromofluorobenzene (S)	101	%	87-109		10		01/29/10 11:51	460-00-4	
1,2-Dichloroethane-d4 (S)	98	%	79-120		10		01/29/10 11:51	17060-07-0	

This report shall not be reproduced, except in full,
without the written consent of Pace Analytical Services, Inc..

ACCREDITED IN ACCORDANCE WITH nelac

Pace Analytical®
www.pacelabs.com

Pace Analytical Services, Inc.
2225 Riverside Dr.
Asheville, NC 28804
(828)254-7176

Pace Analytical Services, Inc.
9800 Kincey Ave. Suite 100
Huntersville, NC 28078
(704)875-9092

ANALYTICAL RESULTS

Project: UNIVERSITY MART/CLOUDS
Pace Project No.: 9261875

Sample: MW6 **Lab ID: 9261875005** Collected: 01/18/10 10:00 Received: 01/22/10 16:00 Matrix: Water

Parameters	Results	Units	Report Limit	MDL	DF	Prepared	Analyzed	CAS No.	Qual
8011 GCS EDB and DBCP	Analytical Method: EPA 8011 Preparation Method: EPA 8011								
1,2-Dibromoethane (EDB)	ND	ug/L	0.020	0.020	1	01/27/10 15:12	01/29/10 03:09	106-93-4	
1-Chloro-2-bromopropane (S)	96	%	60-140		1	01/27/10 15:12	01/29/10 03:09	301-79-56	
8260 MSV Oxygenates	Analytical Method: EPA 8260								
tert-Amyl Alcohol	ND	ug/L	100	62.0	1		01/27/10 11:12	75-85-4	
tert-Amylmethyl ether	ND	ug/L	10.0	4.5	1		01/27/10 11:12	994-05-8	
Benzene	ND	ug/L	5.0	1.2	1		01/27/10 11:12	71-43-2	
3,3-Dimethyl-1-Butanol	ND	ug/L	100	48.0	1		01/27/10 11:12	624-95-3	
tert-Butyl Alcohol	ND	ug/L	100	27.0	1		01/27/10 11:12	75-65-0	
tert-Butyl Formate	ND	ug/L	50.0	9.0	1		01/27/10 11:12	762-75-4	
1,2-Dibromoethane (EDB)	ND	ug/L	5.0	3.6	1		01/27/10 11:12	106-93-4	
1,2-Dichloroethane	ND	ug/L	5.0	1.3	1		01/27/10 11:12	107-06-2	
Diisopropyl ether	ND	ug/L	5.0	2.7	1		01/27/10 11:12	108-20-3	
Ethanol	ND	ug/L	200	170	1		01/27/10 11:12	64-17-5	
Ethylbenzene	ND	ug/L	5.0	1.1	1		01/27/10 11:12	100-41-4	
Ethyl-tert-butyl ether	ND	ug/L	10.0	4.6	1		01/27/10 11:12	637-92-3	
Methyl-tert-butyl ether	**119**	ug/L	5.0	2.0	1		01/27/10 11:12	1634-04-4	
Naphthalene	ND	ug/L	5.0	2.9	1		01/27/10 11:12	91-20-3	
Toluene	ND	ug/L	5.0	1.8	1		01/27/10 11:12	108-88-3	
Xylene (Total)	ND	ug/L	10.0	2.7	1		01/27/10 11:12	1330-20-7	
m&p-Xylene	ND	ug/L	10.0	2.7	1		01/27/10 11:12	1330-20-7	
o-Xylene	ND	ug/L	5.0	1.7	1		01/27/10 11:12	95-47-6	
Dibromofluoromethane (S)	104	%	85-115		1		01/27/10 11:12	1868-53-7	
Toluene-d8 (S)	100	%	70-120		1		01/27/10 11:12	2037-26-5	
4-Bromofluorobenzene (S)	98	%	87-109		1		01/27/10 11:12	460-00-4	
1,2-Dichloroethane-d4 (S)	103	%	79-120		1		01/27/10 11:12	17060-07-0	

This report shall not be reproduced, except in full,
without the written consent of Pace Analytical Services, Inc..

ACCREDITED IN ACCORDANCE WITH nelac

Pace Analytical®
www.pacelabs.com

Pace Analytical Services, Inc.
2225 Riverside Dr.
Asheville, NC 28804
(828)254-7176

Pace Analytical Services, Inc.
9800 Kincey Ave. Suite 100
Huntersville, NC 28078
(704)875-9092

ANALYTICAL RESULTS

Project: UNIVERSITY MART/CLOUDS
Pace Project No.: 9261875

Sample: MW7 **Lab ID: 9261875006** Collected: 01/18/10 10:05 Received: 01/22/10 16:00 Matrix: Water

Parameters	Results	Units	Report Limit	MDL	DF	Prepared	Analyzed	CAS No.	Qual
8011 GCS EDB and DBCP	Analytical Method: EPA 8011 Preparation Method: EPA 8011								
1,2-Dibromoethane (EDB)	ND	ug/L	0.020	0.020	1	01/27/10 15:12	01/29/10 03:27	106-93-4	
1-Chloro-2-bromopropane (S)	109	%	60-140		1	01/27/10 15:12	01/29/10 03:27	301-79-56	
8260 MSV Oxygenates	Analytical Method: EPA 8260								
tert-Amyl Alcohol	ND	ug/L	100	62.0	1		01/25/10 16:07	75-85-4	
tert-Amylmethyl ether	ND	ug/L	10.0	4.5	1		01/25/10 16:07	994-05-8	
Benzene	ND	ug/L	5.0	1.2	1		01/25/10 16:07	71-43-2	
3,3-Dimethyl-1-Butanol	ND	ug/L	100	48.0	1		01/25/10 16:07	624-95-3	
tert-Butyl Alcohol	ND	ug/L	100	27.0	1		01/25/10 16:07	75-65-0	
tert-Butyl Formate	ND	ug/L	50.0	9.0	1		01/25/10 16:07	762-75-4	
1,2-Dibromoethane (EDB)	ND	ug/L	5.0	3.6	1		01/25/10 16:07	106-93-4	
1,2-Dichloroethane	ND	ug/L	5.0	1.3	1		01/25/10 16:07	107-06-2	
Diisopropyl ether	ND	ug/L	5.0	2.7	1		01/25/10 16:07	108-20-3	
Ethanol	ND	ug/L	200	170	1		01/25/10 16:07	64-17-5	
Ethylbenzene	ND	ug/L	5.0	1.1	1		01/25/10 16:07	100-41-4	
Ethyl-tert-butyl ether	ND	ug/L	10.0	4.6	1		01/25/10 16:07	637-92-3	
Methyl-tert-butyl ether	ND	ug/L	5.0	2.0	1		01/25/10 16:07	1634-04-4	
Naphthalene	ND	ug/L	5.0	2.9	1		01/25/10 16:07	91-20-3	
Toluene	ND	ug/L	5.0	1.8	1		01/25/10 16:07	108-88-3	
Xylene (Total)	ND	ug/L	10.0	2.7	1		01/25/10 16:07	1330-20-7	
m&p-Xylene	ND	ug/L	10.0	2.7	1		01/25/10 16:07	1330-20-7	
o-Xylene	ND	ug/L	5.0	1.7	1		01/25/10 16:07	95-47-6	
Dibromofluoromethane (S)	103	%	85-115		1		01/25/10 16:07	1868-53-7	
Toluene-d8 (S)	103	%	70-120		1		01/25/10 16:07	2037-26-5	
4-Bromofluorobenzene (S)	96	%	87-109		1		01/25/10 16:07	460-00-4	
1,2-Dichloroethane-d4 (S)	104	%	79-120		1		01/25/10 16:07	17060-07-0	

This report shall not be reproduced, except in full,
without the written consent of Pace Analytical Services, Inc..

ACCREDITED IN ACCORDANCE WITH nelac

Pace Analytical®
www.pacelabs.com

Pace Analytical Services, Inc.
2225 Riverside Dr.
Asheville, NC 28804
(828)254-7176

Pace Analytical Services, Inc.
9800 Kincey Ave. Suite 100
Huntersville, NC 28078
(704)875-9092

ANALYTICAL RESULTS

Project: UNIVERSITY MART/CLOUDS
Pace Project No.: 9261875

Sample: MW8 **Lab ID: 9261875007** Collected: 01/18/10 10:15 Received: 01/22/10 16:00 Matrix: Water

Parameters	Results	Units	Report Limit	MDL	DF	Prepared	Analyzed	CAS No.	Qual
8011 GCS EDB and DBCP	Analytical Method: EPA 8011 Preparation Method: EPA 8011								
1,2-Dibromoethane (EDB)	ND	ug/L	0.019	0.019	1	01/27/10 15:12	01/29/10 03:45	106-93-4	
1-Chloro-2-bromopropane (S)	103	%	60-140		1	01/27/10 15:12	01/29/10 03:45	301-79-56	
8260 MSV Oxygenates	Analytical Method: EPA 8260								
tert-Amyl Alcohol	ND	ug/L	100	62.0	1		01/25/10 16:31	75-85-4	
tert-Amylmethyl ether	ND	ug/L	10.0	4.5	1		01/25/10 16:31	994-05-8	
Benzene	ND	ug/L	5.0	1.2	1		01/25/10 16:31	71-43-2	
3,3-Dimethyl-1-Butanol	ND	ug/L	100	48.0	1		01/25/10 16:31	624-95-3	
tert-Butyl Alcohol	ND	ug/L	100	27.0	1		01/25/10 16:31	75-65-0	
tert-Butyl Formate	ND	ug/L	50.0	9.0	1		01/25/10 16:31	762-75-4	
1,2-Dibromoethane (EDB)	ND	ug/L	5.0	3.6	1		01/25/10 16:31	106-93-4	
1,2-Dichloroethane	ND	ug/L	5.0	1.3	1		01/25/10 16:31	107-06-2	
Diisopropyl ether	ND	ug/L	5.0	2.7	1		01/25/10 16:31	108-20-3	
Ethanol	ND	ug/L	200	170	1		01/25/10 16:31	64-17-5	
Ethylbenzene	ND	ug/L	5.0	1.1	1		01/25/10 16:31	100-41-4	
Ethyl-tert-butyl ether	ND	ug/L	10.0	4.6	1		01/25/10 16:31	637-92-3	
Methyl-tert-butyl ether	ND	ug/L	5.0	2.0	1		01/25/10 16:31	1634-04-4	
Naphthalene	ND	ug/L	5.0	2.9	1		01/25/10 16:31	91-20-3	
Toluene	ND	ug/L	5.0	1.8	1		01/25/10 16:31	108-88-3	
Xylene (Total)	ND	ug/L	10.0	2.7	1		01/25/10 16:31	1330-20-7	
m&p-Xylene	ND	ug/L	10.0	2.7	1		01/25/10 16:31	1330-20-7	
o-Xylene	ND	ug/L	5.0	1.7	1		01/25/10 16:31	95-47-6	
Dibromofluoromethane (S)	103	%	85-115		1		01/25/10 16:31	1868-53-7	
Toluene-d8 (S)	104	%	70-120		1		01/25/10 16:31	2037-26-5	
4-Bromofluorobenzene (S)	94	%	87-109		1		01/25/10 16:31	460-00-4	
1,2-Dichloroethane-d4 (S)	104	%	79-120		1		01/25/10 16:31	17060-07-0	

This report shall not be reproduced, except in full,
without the written consent of Pace Analytical Services, Inc..

ACCREDITED IN ACCORDANCE WITH nelac

Pace Analytical®
www.pacelabs.com

Pace Analytical Services, Inc.
2225 Riverside Dr.
Asheville, NC 28804
(828)254-7176

Pace Analytical Services, Inc.
9800 Kincey Ave. Suite 100
Huntersville, NC 28078
(704)875-9092

February 18, 2010

Mr. Jimmy Cooper
Ecological Resources, Inc.
P.O. Box 427
2193 Hwy 1
Elgin, SC 29045

RE: Project: UNIVERSITY MART/CLOUD'S
Pace Project No.: 9262122

Dear Mr. Cooper:
Enclosed are the analytical results for sample(s) received by the laboratory on January 27, 2010. The results relate only to the samples included in this report. Results reported herein conform to the most current NELAC standards, where applicable, unless otherwise narrated in the body of the report.

Inorganic Wet Chemistry and Metals analyses were performed at our Pace Asheville laboratory and Organic testing was performed at our Pace Huntersville laboratory unless otherwise footnoted. All Microbiological analyses were performed at the laboratory where the samples were received.

If you have any questions concerning this report, please feel free to contact me.

Sincerely,

Renee Spencer

Renee Spencer

renee.spencer@pacelabs.com
Project Manager

Enclosures

REPORT OF LABORATORY ANALYSIS

This report shall not be reproduced, except in full,
without the written consent of Pace Analytical Services, Inc..

ACCREDITED IN ACCORDANCE WITH nelac

Pace Analytical
www.pacelabs.com

Pace Analytical Services, Inc.
2225 Riverside Dr.
Asheville, NC 28804
(828)254-7176

Pace Analytical Services, Inc.
9800 Kincey Ave. Suite 100
Huntersville, NC 28078
(704)875-9092

CERTIFICATIONS

Project: UNIVERSITY MART/CLOUD'S
Pace Project No.: 9262122

Charlotte Certification IDs
9800 Kincey Ave. - Ste 100 Huntersville, NC 28078
Connecticut Certification #: PH-0104
Virginia Certification #: 00213
Tennessee Certification #: 04010
South Carolina Drinking Water Cert. #: 990060003
South Carolina Certification #: 990060001
Pennsylvania Certification #: 68-00784
North Carolina Wastewater Certification #: 12
North Carolina Field Services Certification #: 5342
North Carolina Drinking Water Certification #: 37706
New Jersey Certification #: NC012
Louisiana/LELAP Certification #: 04034
Kentucky UST Certification #: 84
Florida/NELAP Certification #: E87627
West Virginia Certification #: 357

This report shall not be reproduced, except in full,
without the written consent of Pace Analytical Services, Inc..

ACCREDITED IN ACCORDANCE WITH nelac

Pace Analytical®
www.pacelabs.com

Pace Analytical Services, Inc.
2225 Riverside Dr.
Asheville, NC 28804
(828)254-7176

Pace Analytical Services, Inc.
9800 Kincey Ave. Suite 100
Huntersville, NC 28078
(704)875-9092

SAMPLE SUMMARY

Project: UNIVERSITY MART/CLOUD'S
Pace Project No.: 9262122

Lab ID	Sample ID	Matrix	Date Collected	Date Received
9262122001	**MW-10**	Water	01/25/10 10:47	01/27/10 15:50

This report shall not be reproduced, except in full,
without the written consent of Pace Analytical Services, Inc..

ACCREDITED IN ACCORDANCE WITH nelac

Pace Analytical®
www.pacelabs.com

Pace Analytical Services, Inc.
2225 Riverside Dr.
Asheville, NC 28804
(828)254-7176

Pace Analytical Services, Inc.
9800 Kincey Ave. Suite 100
Huntersville, NC 28078
(704)875-9092

SAMPLE ANALYTE COUNT

Project: UNIVERSITY MART/CLOUD'S
Pace Project No.: 9262122

Lab ID	Sample ID	Method	Analysts	Analytes Reported
9262122001	**MW-10**	EPA 8011	RES	2
		EPA 8260	MCK	22

This report shall not be reproduced, except in full,
without the written consent of Pace Analytical Services, Inc..

ACCREDITED IN ACCORDANCE WITH nelac

Pace Analytical®
www.pacelabs.com

Pace Analytical Services, Inc.
2225 Riverside Dr.
Asheville, NC 28804
(828)254-7176

Pace Analytical Services, Inc.
9800 Kincey Ave. Suite 100
Huntersville, NC 28078
(704)875-9092

ANALYTICAL RESULTS

Project: UNIVERSITY MART/CLOUD'S
Pace Project No.: 9262122

Sample: MW-10 **Lab ID: 9262122001** Collected: 01/25/10 10:47 Received: 01/27/10 15:50 Matrix: Water

Parameters	Results	Units	Report Limit	MDL	DF	Prepared	Analyzed	CAS No.	Qual
8011 GCS EDB and DBCP	Analytical Method: EPA 8011 Preparation Method: EPA 8011								
1,2-Dibromoethane (EDB)	ND	ug/L	0.020	0.020	1	02/01/10 13:35	02/02/10 03:58	106-93-4	
1-Chloro-2-bromopropane (S)	97	%	60-140		1	02/01/10 13:35	02/02/10 03:58	301-79-56	
8260 MSV	Analytical Method: EPA 8260								
tert-Amyl Alcohol	ND	ug/L	1000	620	10		01/30/10 16:47	75-85-4	
tert-Amylmethyl ether	ND	ug/L	100	45.0	10		01/30/10 16:47	994-05-8	
Benzene	**143**	ug/L	50.0	12.0	10		01/30/10 16:47	71-43-2	
3,3-Dimethyl-1-Butanol	ND	ug/L	1000	480	10		01/30/10 16:47	624-95-3	
tert-Butyl Alcohol	ND	ug/L	1000	270	10		01/30/10 16:47	75-65-0	
tert-Butyl Formate	ND	ug/L	500	90.0	10		01/30/10 16:47	762-75-4	
1,2-Dibromoethane (EDB)	ND	ug/L	50.0	36.0	10		01/30/10 16:47	106-93-4	
1,2-Dichloroethane	ND	ug/L	50.0	13.0	10		01/30/10 16:47	107-06-2	
Diisopropyl ether	ND	ug/L	50.0	27.0	10		01/30/10 16:47	108-20-3	
Ethanol	ND	ug/L	2000	1700	10		01/30/10 16:47	64-17-5	
Ethylbenzene	**412**	ug/L	50.0	11.0	10		01/30/10 16:47	100-41-4	
Ethyl-tert-butyl ether	ND	ug/L	100	46.0	10		01/30/10 16:47	637-92-3	
Methyl-tert-butyl ether	ND	ug/L	50.0	20.0	10		01/30/10 16:47	1634-04-4	
Naphthalene	**559**	ug/L	50.0	29.0	10		01/30/10 16:47	91-20-3	
Toluene	**1650**	ug/L	50.0	18.0	10		01/30/10 16:47	108-88-3	
Xylene (Total)	**3980**	ug/L	100	27.0	10		01/30/10 16:47	1330-20-7	
m&p-Xylene	**2830**	ug/L	100	27.0	10		01/30/10 16:47	1330-20-7	
o-Xylene	**1150**	ug/L	50.0	17.0	10		01/30/10 16:47	95-47-6	
4-Bromofluorobenzene (S)	96	%	87-109		10		01/30/10 16:47	460-00-4	
Dibromofluoromethane (S)	98	%	85-115		10		01/30/10 16:47	1868-53-7	
1,2-Dichloroethane-d4 (S)	102	%	79-120		10		01/30/10 16:47	17060-07-0	
Toluene-d8 (S)	99	%	70-120		10		01/30/10 16:47	2037-26-5	

This report shall not be reproduced, except in full,
without the written consent of Pace Analytical Services, Inc..

ACCREDITED IN ACCORDANCE WITH nelac

Pace Analytical
www.pacelabs.com

Pace Analytical Services, Inc.
2225 Riverside Dr.
Asheville, NC 28804
(828)254-7176

Pace Analytical Services, Inc.
9800 Kincey Ave. Suite 100
Huntersville, NC 28078
(704)875-9092

QUALITY CONTROL DATA

Project: UNIVERSITY MART/CLOUD'S
Pace Project No.: 9262122

QC Batch: OEXT/9171
QC Batch Method: EPA 8011
Analysis Method: EPA 8011
Analysis Description: GCS 8011 EDB DBCP
Associated Lab Samples: 9262122001

METHOD BLANK: 397046
Matrix: Water
Associated Lab Samples: 9262122001

Parameter	Units	Blank Result	Reporting Limit	Analyzed	Qualifiers
1,2-Dibromoethane (EDB)	ug/L	ND	0.019	02/02/10 00:21	
1-Chloro-2-bromopropane (S)	%	106	60-140	02/02/10 00:21	

LABORATORY CONTROL SAMPLE & LCSD: 397047 397048

Parameter	Units	Spike Conc.	LCS Result	LCSD Result	LCS % Rec	LCSD % Rec	% Rec Limits	RPD	Max RPD	Qualifiers
1,2-Dibromoethane (EDB)	ug/L	.28	0.35	0.30	126	108	60-140	15	20	
1-Chloro-2-bromopropane (S)	%				117	101	60-140			

MATRIX SPIKE & MATRIX SPIKE DUPLICATE: 397049 397050

Parameter	Units	9262313004 Result	MS Spike Conc.	MSD Spike Conc.	MS Result	MSD Result	MS % Rec	MSD % Rec	% Rec Limits	RPD	Max RPD	Qual
1,2-Dibromoethane (EDB)	ug/L	ND	.29	.29	0.29	0.30	100	104	60-140	4	20	
1-Chloro-2-bromopropane (S)	%						91	92	60-140			

SAMPLE DUPLICATE: 397051

Parameter	Units	9262313007 Result	Dup Result	RPD	Max RPD	Qualifiers
1,2-Dibromoethane (EDB)	ug/L	ND	ND		20	
1-Chloro-2-bromopropane (S)	%	88	97	8		

This report shall not be reproduced, except in full,
without the written consent of Pace Analytical Services, Inc..

ACCREDITED IN ACCORDANCE WITH nelac

Pace Analytical®
www.pacelabs.com

Pace Analytical Services, Inc.
2225 Riverside Dr.
Asheville, NC 28804
(828)254-7176

Pace Analytical Services, Inc.
9800 Kincey Ave. Suite 100
Huntersville, NC 28078
(704)875-9092

QUALITY CONTROL DATA

Project: UNIVERSITY MART/CLOUD'S
Pace Project No.: 9262122

QC Batch: MSV/9788
QC Batch Method: EPA 8260
Analysis Method: EPA 8260
Analysis Description: 8260 MSV
Associated Lab Samples: 9262122001

METHOD BLANK: 396606
Matrix: Water
Associated Lab Samples: 9262122001

Parameter	Units	Blank Result	Reporting Limit	Analyzed	Qualifiers
Benzene	ug/L	ND	5.0	01/29/10 14:07	
Ethylbenzene	ug/L	ND	5.0	01/29/10 14:07	
m&p-Xylene	ug/L	ND	10.0	01/29/10 14:07	
Methyl-tert-butyl ether	ug/L	ND	5.0	01/29/10 14:07	
Naphthalene	ug/L	ND	5.0	01/29/10 14:07	
o-Xylene	ug/L	ND	5.0	01/29/10 14:07	
Toluene	ug/L	ND	5.0	01/29/10 14:07	
Xylene (Total)	ug/L	ND	10.0	01/29/10 14:07	
1,2-Dichloroethane-d4 (S)	%	100	79-120	01/29/10 14:07	
4-Bromofluorobenzene (S)	%	94	87-109	01/29/10 14:07	
Dibromofluoromethane (S)	%	98	85-115	01/29/10 14:07	
Toluene-d8 (S)	%	99	70-120	01/29/10 14:07	

LABORATORY CONTROL SAMPLE: 396607

Parameter	Units	Spike Conc.	LCS Result	LCS % Rec	% Rec Limits	Qualifiers
Benzene	ug/L	50	47.6	95	78-128	
Ethylbenzene	ug/L	50	49.0	98	80-127	
m&p-Xylene	ug/L	100	99.6	100	82-127	
Methyl-tert-butyl ether	ug/L	50	51.6	103	71-130	
Naphthalene	ug/L	50	65.0	130	52-136	
o-Xylene	ug/L	50	49.1	98	83-124	
Toluene	ug/L	50	47.9	96	76-126	
Xylene (Total)	ug/L	150	149	99	83-125	
1,2-Dichloroethane-d4 (S)	%			100	79-120	
4-Bromofluorobenzene (S)	%			100	87-109	
Dibromofluoromethane (S)	%			101	85-115	
Toluene-d8 (S)	%			100	70-120	

This report shall not be reproduced, except in full,
without the written consent of Pace Analytical Services, Inc..

ACCREDITED IN ACCORDANCE WITH nelac

Pace Analytical®
www.pacelabs.com

Pace Analytical Services, Inc.
2225 Riverside Dr.
Asheville, NC 28804
(828)254-7176

Pace Analytical Services, Inc.
9800 Kincey Ave. Suite 100
Huntersville, NC 28078
(704)875-9092

QUALIFIERS

Project: UNIVERSITY MART/CLOUD'S
Pace Project No.: 9262122

DEFINITIONS

DF - Dilution Factor, if reported, represents the factor applied to the reported data due to changes in sample preparation, dilution of the sample aliquot, or moisture content.

ND - Not Detected at or above adjusted reporting limit.

J - Estimated concentration above the adjusted method detection limit and below the adjusted reporting limit.

MDL - Adjusted Method Detection Limit.

S - Surrogate

1,2-Diphenylhydrazine (8270 listed analyte) decomposes to Azobenzene.

Consistent with EPA guidelines, unrounded data are displayed and have been used to calculate % recovery and RPD values.

LCS(D) - Laboratory Control Sample (Duplicate)

MS(D) - Matrix Spike (Duplicate)

DUP - Sample Duplicate

RPD - Relative Percent Difference

NC - Not Calculable.

Pace Analytical is NELAP accredited. Contact your Pace PM for the current list of accredited analytes.

U - Indicates the compound was analyzed for, but not detected.

This report shall not be reproduced, except in full,
without the written consent of Pace Analytical Services, Inc..

ACCREDITED IN ACCORDANCE WITH nelac

Pace Analytical®
www.pacelabs.com

CHAIN-OF-CUSTODY / Analytical Request Document

The Chain-of-Custody is a LEGAL DOCUMENT. All relevant fields must be completed accurately.

Page: 1 of 1

1139256

Section A Required Client Information:

Company: ECOLOGICAL RESOURCES
Address: P.O. BOX 427
ELGIN SC 29045
Email To: SLOTSKY@BELLSOUTH.NET
Phone: (803)438-3890 Fax:
Requested Due Date/TAT:

Section B Required Project Information:

Report To:
Copy To:
Purchase Order No.:
Project Name: UNIVERSITY MART/CLOUD'S
Project Number:

Section C Invoice Information:

Attention:
Company Name:
Address:
Pace Quote Reference:
Pace Project Manager: [illegible]
Pace Profile #: 1435-1

REGULATORY AGENCY

☐ NPDES ☐ GROUND WATER ☐ DRINKING WATER
☒ UST ☐ RCRA ☐ OTHER

Site Location STATE: SC

Section D Required Client Information

Matrix Codes MATRIX / CODE: Drinking Water DW, Water WT, Waste Water WW, Product P, Soil/Solid SL, Oil OL, Wipe WP, Air AR, Tissue TS, Other OT

SAMPLE ID (A-Z, 0-9 / ,-) Sample IDs MUST BE UNIQUE

Requested Analysis Filtered (Y/N)

ITEM #	SAMPLE ID	MATRIX CODE (see valid codes to left)	SAMPLE TYPE (G=GRAB C=COMP)	COLLECTED COMPOSITE START DATE	COMPOSITE START TIME	COMPOSITE END/GRAB DATE	COMPOSITE END/GRAB TIME	SAMPLE TEMP AT COLLECTION	# OF CONTAINERS	Unpreserved	H_2SO_4	HNO_3	HCl	NaOH	$Na_2S_2O_3$	Methanol	Other	Analysis Test (Y/N)	BTERMN	OXYGENATES	EDB	Residual Chlorine (Y/N)	Pace Project No./ Lab I.D.
1	MW-10			1/25	10:47														1	1	1		9262122 001
2																							
3																							
4																							
5																							
6																							
7																							
8																							
9																							
10																							
11																							
12																							

ADDITIONAL COMMENTS	RELINQUISHED BY / AFFILIATION	DATE	TIME	ACCEPTED BY / AFFILIATION	DATE	TIME	SAMPLE CONDITIONS			
	[signature] / ERI	1/27	12:48	[signature] Moody Pace	1-27-10	12:48				
	[signature] Moody	1-27-10	15:50	[signature] Moore / Pace	1/27	1550	4.8	4	N	4

ORIGINAL

SAMPLER NAME AND SIGNATURE

PRINT Name of SAMPLER: James Cooper

SIGNATURE of SAMPLER: [signature]

DATE Signed (MM/DD/YY): 1/25/2010

Temp in °C | Received on Ice (Y/N) | Custody Sealed Cooler (Y/N) | Samples Intact (Y/N)

*Important Note: By signing this form you are accepting Pace's NET 30 day payment terms and agreeing to late charges of 1.5% per month for any invoices not paid within 30 days.

F-ALL-Q-020rev.07, 15-May-2007

Face Analytical

Sample Condition Upon Receipt

Client Name: Ecco Project # 926122

Courier: ☐ Fed Ex ☐ UPS ☐ USPS ☐ Client ☐ Commercial ☑ Pace Other ____

Custody Seal on Cooler/Box Present: ☐ yes ☐ no Seals intact: ☐ yes ☑ no

Optional
Proj. Due Date: N/A
Proj. Name: N/A

Packing Material: ☐ Bubble Wrap ☑ Bubble Bags ☐ None ☐ Other ____

Thermometer Used T060 Type of Ice: Wet Blue None ☐ Samples on ice, cooling process has begun

Cooler Temperature 4.6 Biological Tissue is Frozen: Yes No N/A

Temp should be above freezing to 6°C

Date and Initials of person examining contents: mm 1/07

Comments:

Chain of Custody Present:	☑Yes ☐No ☐N/A	1.
Chain of Custody Filled Out:	☑Yes ☐No ☐N/A	2.
Chain of Custody Relinquished:	☑Yes ☐No ☐N/A	3.
Sampler Name & Signature on COC:	☑Yes ☐No ☐N/A	4.
Samples Arrived within Hold Time:	☑Yes ☐No ☐N/A	5.
Short Hold Time Analysis (<72hr):	☐Yes ☑No ☐N/A	6.
Rush Turn Around Time Requested:	☐Yes ☑No ☐N/A	7.
Sufficient Volume:	☑Yes ☐No ☐N/A	8.
Correct Containers Used:	☑Yes ☐No ☐N/A	9.
-Pace Containers Used:	☑Yes ☐No ☐N/A	
Containers Intact:	☑Yes ☐No ☐N/A	10.
Filtered volume received for Dissolved tests	☐Yes ☐No ☑N/A	11.
Sample Labels match COC:	☑Yes ☐No ☐N/A	12.
-Includes date/time/ID/Analysis Matrix: WT		
All containers needing preservation have been checked.	☑Yes ☐No ☐N/A	13.
All containers needing preservation are found to be in compliance with EPA recommendation.	☑Yes ☐No ☐N/A	
exceptions: VOA, coliform, TOC, O&G, WI-DRO (water)	☐Yes ☐No	Initial when completed
Samples checked for dechlorination:	☐Yes ☐No ☑N/A	14.
Headspace in VOA Vials (>6mm):	☐Yes ☑No ☐N/A	15.
Trip Blank Present:	☐Yes ☐No ☑N/A	16.
Trip Blank Custody Seals Present	☐Yes ☐No ☑N/A	
Pace Trip Blank Lot # (if purchased): N/A		

Client Notification/ Resolution: Field Data Required? Y / N / N/A

Person Contacted: ____ Date/Time: ____

Comments/ Resolution: ____

Project Manager Review: PLS Date: 1/22/10

Note: Whenever there is a discrepancy affecting North Carolina compliance samples, a copy of this form will be sent to the North Carolina DEHNR

Pace Analytical
www.pacelabs.com

Pace Analytical Services, Inc.
2225 Riverside Dr.
Asheville, NC 28804
(828)254-7176

Pace Analytical Services, Inc.
9800 Kincey Ave. Suite 100
Huntersville, NC 28078
(704)875-9092

ANALYTICAL RESULTS

Project: UNIVERSITY MART/CLOUDS
Pace Project No.: 9261875

Sample: MW11 **Lab ID: 9261875008** Collected: 01/18/10 10:00 Received: 01/22/10 16:00 Matrix: Water

Parameters	Results	Units	Report Limit	MDL	DF	Prepared	Analyzed	CAS No.	Qual
8011 GCS EDB and DBCP	Analytical Method: EPA 8011 Preparation Method: EPA 8011								
1,2-Dibromoethane (EDB)	ND	ug/L	0.019	0.019	1	01/27/10 15:13	01/29/10 04:40	106-93-4	
1-Chloro-2-bromopropane (S)	92	%	60-140		1	01/27/10 15:13	01/29/10 04:40	301-79-56	
8260 MSV Oxygenates	Analytical Method: EPA 8260								
tert-Amyl Alcohol	**143**	ug/L	100	62.0	1		01/25/10 16:55	75-85-4	
tert-Amylmethyl ether	ND	ug/L	10.0	4.5	1		01/25/10 16:55	994-05-8	
Benzene	ND	ug/L	5.0	1.2	1		01/25/10 16:55	71-43-2	
3,3-Dimethyl-1-Butanol	ND	ug/L	100	48.0	1		01/25/10 16:55	624-95-3	
tert-Butyl Alcohol	ND	ug/L	100	27.0	1		01/25/10 16:55	75-65-0	
tert-Butyl Formate	ND	ug/L	50.0	9.0	1		01/25/10 16:55	762-75-4	
1,2-Dibromoethane (EDB)	ND	ug/L	5.0	3.6	1		01/25/10 16:55	106-93-4	
1,2-Dichloroethane	ND	ug/L	5.0	1.3	1		01/25/10 16:55	107-06-2	
Diisopropyl ether	ND	ug/L	5.0	2.7	1		01/25/10 16:55	108-20-3	
Ethanol	ND	ug/L	200	170	1		01/25/10 16:55	64-17-5	
Ethylbenzene	ND	ug/L	5.0	1.1	1		01/25/10 16:55	100-41-4	
Ethyl-tert-butyl ether	ND	ug/L	10.0	4.6	1		01/25/10 16:55	637-92-3	
Methyl-tert-butyl ether	**17.5**	ug/L	5.0	2.0	1		01/25/10 16:55	1634-04-4	
Naphthalene	ND	ug/L	5.0	2.9	1		01/25/10 16:55	91-20-3	
Toluene	ND	ug/L	5.0	1.8	1		01/25/10 16:55	108-88-3	
Xylene (Total)	**4.7J**	ug/L	10.0	2.7	1		01/25/10 16:55	1330-20-7	
m&p-Xylene	**3.0J**	ug/L	10.0	2.7	1		01/25/10 16:55	1330-20-7	
o-Xylene	**1.7J**	ug/L	5.0	1.7	1		01/25/10 16:55	95-47-6	
Dibromofluoromethane (S)	102	%	85-115		1		01/25/10 16:55	1868-53-7	
Toluene-d8 (S)	103	%	70-120		1		01/25/10 16:55	2037-26-5	
4-Bromofluorobenzene (S)	95	%	87-109		1		01/25/10 16:55	460-00-4	
1,2-Dichloroethane-d4 (S)	104	%	79-120		1		01/25/10 16:55	17060-07-0	

This report shall not be reproduced, except in full,
without the written consent of Pace Analytical Services, Inc..

ACCREDITED IN ACCORDANCE WITH nelac

Pace Analytical
www.pacelabs.com

Pace Analytical Services, Inc.
2225 Riverside Dr.
Asheville, NC 28804
(828)254-7176

Pace Analytical Services, Inc.
9800 Kincey Ave. Suite 100
Huntersville, NC 28078
(704)875-9092

ANALYTICAL RESULTS

Project: UNIVERSITY MART/CLOUDS
Pace Project No.: 9261875

Sample: MW12 **Lab ID: 9261875009** Collected: 01/18/10 10:35 Received: 01/22/10 16:00 Matrix: Water

Parameters	Results	Units	Report Limit	MDL	DF	Prepared	Analyzed	CAS No.	Qual
8011 GCS EDB and DBCP	Analytical Method: EPA 8011 Preparation Method: EPA 8011								
1,2-Dibromoethane (EDB)	ND	ug/L	0.020	0.020	1	01/27/10 15:13	01/29/10 05:16	106-93-4	
1-Chloro-2-bromopropane (S)	109	%	60-140		1	01/27/10 15:13	01/29/10 05:16	301-79-56	
8260 MSV Oxygenates	Analytical Method: EPA 8260								
tert-Amyl Alcohol	**421**	ug/L	100	62.0	1		01/25/10 17:19	75-85-4	
tert-Amylmethyl ether	**16.5**	ug/L	10.0	4.5	1		01/25/10 17:19	994-05-8	
Benzene	**4.8J**	ug/L	5.0	1.2	1		01/25/10 17:19	71-43-2	
3,3-Dimethyl-1-Butanol	ND	ug/L	100	48.0	1		01/25/10 17:19	624-95-3	
tert-Butyl Alcohol	**36.6J**	ug/L	100	27.0	1		01/25/10 17:19	75-65-0	
tert-Butyl Formate	ND	ug/L	50.0	9.0	1		01/25/10 17:19	762-75-4	
1,2-Dibromoethane (EDB)	ND	ug/L	5.0	3.6	1		01/25/10 17:19	106-93-4	
1,2-Dichloroethane	ND	ug/L	5.0	1.3	1		01/25/10 17:19	107-06-2	
Diisopropyl ether	**54.0**	ug/L	5.0	2.7	1		01/25/10 17:19	108-20-3	
Ethanol	ND	ug/L	200	170	1		01/25/10 17:19	64-17-5	
Ethylbenzene	**4.8J**	ug/L	5.0	1.1	1		01/25/10 17:19	100-41-4	
Ethyl-tert-butyl ether	ND	ug/L	10.0	4.6	1		01/25/10 17:19	637-92-3	
Methyl-tert-butyl ether	**25.9**	ug/L	5.0	2.0	1		01/25/10 17:19	1634-04-4	
Naphthalene	**24.1**	ug/L	5.0	2.9	1		01/25/10 17:19	91-20-3	
Toluene	**13.8**	ug/L	5.0	1.8	1		01/25/10 17:19	108-88-3	
Xylene (Total)	**41.9**	ug/L	10.0	2.7	1		01/25/10 17:19	1330-20-7	
m&p-Xylene	**28.8**	ug/L	10.0	2.7	1		01/25/10 17:19	1330-20-7	
o-Xylene	**13.1**	ug/L	5.0	1.7	1		01/25/10 17:19	95-47-6	
Dibromofluoromethane (S)	102	%	85-115		1		01/25/10 17:19	1868-53-7	
Toluene-d8 (S)	104	%	70-120		1		01/25/10 17:19	2037-26-5	
4-Bromofluorobenzene (S)	98	%	87-109		1		01/25/10 17:19	460-00-4	
1,2-Dichloroethane-d4 (S)	103	%	79-120		1		01/25/10 17:19	17060-07-0	

This report shall not be reproduced, except in full,
without the written consent of Pace Analytical Services, Inc..

ACCREDITED IN ACCORDANCE WITH nelac

Pace Analytical
www.pacelabs.com

Pace Analytical Services, Inc.
2225 Riverside Dr.
Asheville, NC 28804
(828)254-7176

Pace Analytical Services, Inc.
9800 Kincey Ave. Suite 100
Huntersville, NC 28078
(704)875-9092

ANALYTICAL RESULTS

Project: UNIVERSITY MART/CLOUDS
Pace Project No.: 9261875

Sample: MW13 **Lab ID: 9261875010** Collected: 01/18/10 12:20 Received: 01/22/10 16:00 Matrix: Water

Parameters	Results	Units	Report Limit	MDL	DF	Prepared	Analyzed	CAS No.	Qual
8011 GCS EDB and DBCP	Analytical Method: EPA 8011 Preparation Method: EPA 8011								
1,2-Dibromoethane (EDB)	ND	ug/L	0.020	0.020	1	01/27/10 15:13	01/29/10 05:34	106-93-4	
1-Chloro-2-bromopropane (S)	103	%	60-140		1	01/27/10 15:13	01/29/10 05:34	301-79-56	
8260 MSV Oxygenates	Analytical Method: EPA 8260								
tert-Amyl Alcohol	ND	ug/L	100	62.0	1		01/25/10 17:43	75-85-4	
tert-Amylmethyl ether	**12.7**	ug/L	10.0	4.5	1		01/25/10 17:43	994-05-8	
Benzene	ND	ug/L	5.0	1.2	1		01/25/10 17:43	71-43-2	
3,3-Dimethyl-1-Butanol	ND	ug/L	100	48.0	1		01/25/10 17:43	624-95-3	
tert-Butyl Alcohol	ND	ug/L	100	27.0	1		01/25/10 17:43	75-65-0	
tert-Butyl Formate	ND	ug/L	50.0	9.0	1		01/25/10 17:43	762-75-4	
1,2-Dibromoethane (EDB)	ND	ug/L	5.0	3.6	1		01/25/10 17:43	106-93-4	
1,2-Dichloroethane	ND	ug/L	5.0	1.3	1		01/25/10 17:43	107-06-2	
Diisopropyl ether	ND	ug/L	5.0	2.7	1		01/25/10 17:43	108-20-3	
Ethanol	ND	ug/L	200	170	1		01/25/10 17:43	64-17-5	
Ethylbenzene	ND	ug/L	5.0	1.1	1		01/25/10 17:43	100-41-4	
Ethyl-tert-butyl ether	ND	ug/L	10.0	4.6	1		01/25/10 17:43	637-92-3	
Methyl-tert-butyl ether	ND	ug/L	5.0	2.0	1		01/25/10 17:43	1634-04-4	
Naphthalene	ND	ug/L	5.0	2.9	1		01/25/10 17:43	91-20-3	
Toluene	ND	ug/L	5.0	1.8	1		01/25/10 17:43	108-88-3	
Xylene (Total)	ND	ug/L	10.0	2.7	1		01/25/10 17:43	1330-20-7	
m&p-Xylene	ND	ug/L	10.0	2.7	1		01/25/10 17:43	1330-20-7	
o-Xylene	ND	ug/L	5.0	1.7	1		01/25/10 17:43	95-47-6	
Dibromofluoromethane (S)	103	%	85-115		1		01/25/10 17:43	1868-53-7	
Toluene-d8 (S)	103	%	70-120		1		01/25/10 17:43	2037-26-5	
4-Bromofluorobenzene (S)	96	%	87-109		1		01/25/10 17:43	460-00-4	
1,2-Dichloroethane-d4 (S)	103	%	79-120		1		01/25/10 17:43	17060-07-0	

This report shall not be reproduced, except in full,
without the written consent of Pace Analytical Services, Inc..

ACCREDITED IN ACCORDANCE WITH nelac

Pace Analytical®
www.pacelabs.com

Pace Analytical Services, Inc.
2225 Riverside Dr.
Asheville, NC 28804
(828)254-7176

Pace Analytical Services, Inc.
9800 Kincey Ave. Suite 100
Huntersville, NC 28078
(704)875-9092

ANALYTICAL RESULTS

Project: UNIVERSITY MART/CLOUDS
Pace Project No.: 9261875

Sample: MW15 **Lab ID: 9261875011** Collected: 01/18/10 12:25 Received: 01/22/10 16:00 Matrix: Water

Parameters	Results	Units	Report Limit	MDL	DF	Prepared	Analyzed	CAS No.	Qual
8011 GCS EDB and DBCP	Analytical Method: EPA 8011 Preparation Method: EPA 8011								
1,2-Dibromoethane (EDB)	ND	ug/L	0.019	0.019	1	01/27/10 15:13	01/29/10 05:53	106-93-4	
1-Chloro-2-bromopropane (S)	115	%	60-140		1	01/27/10 15:13	01/29/10 05:53	301-79-56	
8260 MSV Oxygenates	Analytical Method: EPA 8260								
tert-Amyl Alcohol	ND	ug/L	500	310	5		01/29/10 21:12	75-85-4	
tert-Amylmethyl ether	ND	ug/L	50.0	22.5	5		01/29/10 21:12	994-05-8	
Benzene	**10.8J**	ug/L	25.0	6.0	5		01/29/10 21:12	71-43-2	
3,3-Dimethyl-1-Butanol	ND	ug/L	500	240	5		01/29/10 21:12	624-95-3	
tert-Butyl Alcohol	ND	ug/L	500	135	5		01/29/10 21:12	75-65-0	
tert-Butyl Formate	ND	ug/L	250	45.0	5		01/29/10 21:12	762-75-4	
1,2-Dibromoethane (EDB)	ND	ug/L	25.0	18.0	5		01/29/10 21:12	106-93-4	
1,2-Dichloroethane	ND	ug/L	25.0	6.5	5		01/29/10 21:12	107-06-2	
Diisopropyl ether	ND	ug/L	25.0	13.5	5		01/29/10 21:12	108-20-3	
Ethanol	ND	ug/L	1000	850	5		01/29/10 21:12	64-17-5	
Ethylbenzene	**347**	ug/L	25.0	5.5	5		01/29/10 21:12	100-41-4	
Ethyl-tert-butyl ether	ND	ug/L	50.0	23.0	5		01/29/10 21:12	637-92-3	
Methyl-tert-butyl ether	ND	ug/L	25.0	10.0	5		01/29/10 21:12	1634-04-4	
Naphthalene	**238**	ug/L	25.0	14.5	5		01/29/10 21:12	91-20-3	
Toluene	**243**	ug/L	25.0	9.0	5		01/29/10 21:12	108-88-3	
Xylene (Total)	**1710**	ug/L	50.0	13.5	5		01/29/10 21:12	1330-20-7	
m&p-Xylene	**1010**	ug/L	50.0	13.5	5		01/29/10 21:12	1330-20-7	
o-Xylene	**692**	ug/L	25.0	8.5	5		01/29/10 21:12	95-47-6	
Dibromofluoromethane (S)	101	%	85-115		5		01/29/10 21:12	1868-53-7	
Toluene-d8 (S)	102	%	70-120		5		01/29/10 21:12	2037-26-5	
4-Bromofluorobenzene (S)	94	%	87-109		5		01/29/10 21:12	460-00-4	
1,2-Dichloroethane-d4 (S)	104	%	79-120		5		01/29/10 21:12	17060-07-0	

This report shall not be reproduced, except in full,
without the written consent of Pace Analytical Services, Inc..

ACCREDITED IN ACCORDANCE WITH nelac

Pace Analytical®
www.pacelabs.com

Pace Analytical Services, Inc.
2225 Riverside Dr.
Asheville, NC 28804
(828)254-7176

Pace Analytical Services, Inc.
9800 Kincey Ave. Suite 100
Huntersville, NC 28078
(704)875-9092

ANALYTICAL RESULTS

Project: UNIVERSITY MART/CLOUDS
Pace Project No.: 9261875

Sample: MW16 **Lab ID: 9261875012** Collected: 01/19/10 12:30 Received: 01/22/10 16:00 Matrix: Water

Parameters	Results	Units	Report Limit	MDL	DF	Prepared	Analyzed	CAS No.	Qual
8011 GCS EDB and DBCP	Analytical Method: EPA 8011 Preparation Method: EPA 8011								
1,2-Dibromoethane (EDB)	ND	ug/L	0.020	0.020	1	01/27/10 15:13	01/29/10 07:04	106-93-4	
1-Chloro-2-bromopropane (S)	104	%	60-140		1	01/27/10 15:13	01/29/10 07:04	301-79-56	
8260 MSV Oxygenates	Analytical Method: EPA 8260								
tert-Amyl Alcohol	**139**	ug/L	100	62.0	1		01/26/10 19:47	75-85-4	
tert-Amylmethyl ether	ND	ug/L	10.0	4.5	1		01/26/10 19:47	994-05-8	
Benzene	ND	ug/L	5.0	1.2	1		01/26/10 19:47	71-43-2	
3,3-Dimethyl-1-Butanol	ND	ug/L	100	48.0	1		01/26/10 19:47	624-95-3	
tert-Butyl Alcohol	ND	ug/L	100	27.0	1		01/26/10 19:47	75-65-0	
tert-Butyl Formate	ND	ug/L	50.0	9.0	1		01/26/10 19:47	762-75-4	
1,2-Dibromoethane (EDB)	ND	ug/L	5.0	3.6	1		01/26/10 19:47	106-93-4	
1,2-Dichloroethane	ND	ug/L	5.0	1.3	1		01/26/10 19:47	107-06-2	
Diisopropyl ether	ND	ug/L	5.0	2.7	1		01/26/10 19:47	108-20-3	
Ethanol	ND	ug/L	200	170	1		01/26/10 19:47	64-17-5	
Ethylbenzene	ND	ug/L	5.0	1.1	1		01/26/10 19:47	100-41-4	
Ethyl-tert-butyl ether	ND	ug/L	10.0	4.6	1		01/26/10 19:47	637-92-3	
Methyl-tert-butyl ether	ND	ug/L	5.0	2.0	1		01/26/10 19:47	1634-04-4	
Naphthalene	**5.5**	ug/L	5.0	2.9	1		01/26/10 19:47	91-20-3	
Toluene	**1.8J**	ug/L	5.0	1.8	1		01/26/10 19:47	108-88-3	
Xylene (Total)	**13.3**	ug/L	10.0	2.7	1		01/26/10 19:47	1330-20-7	
m&p-Xylene	**7.9J**	ug/L	10.0	2.7	1		01/26/10 19:47	1330-20-7	
o-Xylene	**5.4**	ug/L	5.0	1.7	1		01/26/10 19:47	95-47-6	
Dibromofluoromethane (S)	99	%	85-115		1		01/26/10 19:47	1868-53-7	
Toluene-d8 (S)	103	%	70-120		1		01/26/10 19:47	2037-26-5	
4-Bromofluorobenzene (S)	94	%	87-109		1		01/26/10 19:47	460-00-4	
1,2-Dichloroethane-d4 (S)	95	%	79-120		1		01/26/10 19:47	17060-07-0	

This report shall not be reproduced, except in full,
without the written consent of Pace Analytical Services, Inc..

ACCREDITED IN ACCORDANCE WITH nelac

Pace Analytical®
www.pacelabs.com

Pace Analytical Services, Inc.
2225 Riverside Dr.
Asheville, NC 28804
(828)254-7176

Pace Analytical Services, Inc.
9800 Kincey Ave. Suite 100
Huntersville, NC 28078
(704)875-9092

ANALYTICAL RESULTS

Project: UNIVERSITY MART/CLOUDS
Pace Project No.: 9261875

Sample: MW17 **Lab ID: 9261875013** Collected: 01/19/10 12:40 Received: 01/22/10 16:00 Matrix: Water

Parameters	Results	Units	Report Limit	MDL	DF	Prepared	Analyzed	CAS No.	Qual
8011 GCS EDB and DBCP	Analytical Method: EPA 8011 Preparation Method: EPA 8011								
1,2-Dibromoethane (EDB)	**0.17**	ug/L	0.020	0.020	1	01/27/10 15:14	01/29/10 07:22	106-93-4	
1-Chloro-2-bromopropane (S)	101	%	60-140		1	01/27/10 15:14	01/29/10 07:22	301-79-56	
8260 MSV Oxygenates	Analytical Method: EPA 8260								
tert-Amyl Alcohol	**9780**	ug/L	5000	3100	50		01/27/10 19:49	75-85-4	
tert-Amylmethyl ether	ND	ug/L	500	225	50		01/27/10 19:49	994-05-8	
Benzene	**873**	ug/L	250	60.0	50		01/27/10 19:49	71-43-2	
3,3-Dimethyl-1-Butanol	ND	ug/L	5000	2400	50		01/27/10 19:49	624-95-3	
tert-Butyl Alcohol	ND	ug/L	5000	1350	50		01/27/10 19:49	75-65-0	
tert-Butyl Formate	ND	ug/L	2500	450	50		01/27/10 19:49	762-75-4	
1,2-Dibromoethane (EDB)	ND	ug/L	250	180	50		01/27/10 19:49	106-93-4	
1,2-Dichloroethane	ND	ug/L	250	65.0	50		01/27/10 19:49	107-06-2	
Diisopropyl ether	ND	ug/L	250	135	50		01/27/10 19:49	108-20-3	
Ethanol	ND	ug/L	10000	8500	50		01/27/10 19:49	64-17-5	
Ethylbenzene	**455**	ug/L	250	55.0	50		01/27/10 19:49	100-41-4	
Ethyl-tert-butyl ether	ND	ug/L	500	230	50		01/27/10 19:49	637-92-3	
Methyl-tert-butyl ether	ND	ug/L	250	100	50		01/27/10 19:49	1634-04-4	
Naphthalene	**784**	ug/L	250	145	50		01/27/10 19:49	91-20-3	
Toluene	**6200**	ug/L	250	90.0	50		01/27/10 19:49	108-88-3	
Xylene (Total)	**11400**	ug/L	500	135	50		01/27/10 19:49	1330-20-7	
m&p-Xylene	**7270**	ug/L	500	135	50		01/27/10 19:49	1330-20-7	
o-Xylene	**4100**	ug/L	250	85.0	50		01/27/10 19:49	95-47-6	
Dibromofluoromethane (S)	105	%	85-115		50		01/27/10 19:49	1868-53-7	
Toluene-d8 (S)	104	%	70-120		50		01/27/10 19:49	2037-26-5	
4-Bromofluorobenzene (S)	97	%	87-109		50		01/27/10 19:49	460-00-4	
1,2-Dichloroethane-d4 (S)	104	%	79-120		50		01/27/10 19:49	17060-07-0	

This report shall not be reproduced, except in full,
without the written consent of Pace Analytical Services, Inc..

ACCREDITED IN ACCORDANCE WITH nelac

Pace Analytical
www.pacelabs.com

Pace Analytical Services, Inc.
2225 Riverside Dr.
Asheville, NC 28804
(828)254-7176

Pace Analytical Services, Inc.
9800 Kincey Ave. Suite 100
Huntersville, NC 28078
(704)875-9092

ANALYTICAL RESULTS

Project: UNIVERSITY MART/CLOUDS
Pace Project No.: 9261875

Sample: MW18 **Lab ID: 9261875014** Collected: 01/18/10 11:30 Received: 01/22/10 16:00 Matrix: Water

Parameters	Results	Units	Report Limit	MDL	DF	Prepared	Analyzed	CAS No.	Qual
8011 GCS EDB and DBCP	Analytical Method: EPA 8011 Preparation Method: EPA 8011								
1,2-Dibromoethane (EDB)	**0.64**	ug/L	0.020	0.020	1	01/27/10 15:13	01/29/10 06:11	106-93-4	
1-Chloro-2-bromopropane (S)	110	%	60-140		1	01/27/10 15:13	01/29/10 06:11	301-79-56	
8260 MSV Oxygenates	Analytical Method: EPA 8260								
tert-Amyl Alcohol	**1410**	ug/L	1000	620	10		01/29/10 18:33	75-85-4	
tert-Amylmethyl ether	**154**	ug/L	100	45.0	10		01/29/10 18:33	994-05-8	
Benzene	**187**	ug/L	50.0	12.0	10		01/29/10 18:33	71-43-2	
3,3-Dimethyl-1-Butanol	ND	ug/L	1000	480	10		01/29/10 18:33	624-95-3	
tert-Butyl Alcohol	ND	ug/L	1000	270	10		01/29/10 18:33	75-65-0	
tert-Butyl Formate	ND	ug/L	500	90.0	10		01/29/10 18:33	762-75-4	
1,2-Dibromoethane (EDB)	ND	ug/L	50.0	36.0	10		01/29/10 18:33	106-93-4	
1,2-Dichloroethane	ND	ug/L	50.0	13.0	10		01/29/10 18:33	107-06-2	
Diisopropyl ether	**229**	ug/L	50.0	27.0	10		01/29/10 18:33	108-20-3	
Ethanol	ND	ug/L	2000	1700	10		01/29/10 18:33	64-17-5	
Ethylbenzene	**108**	ug/L	50.0	11.0	10		01/29/10 18:33	100-41-4	
Ethyl-tert-butyl ether	ND	ug/L	100	46.0	10		01/29/10 18:33	637-92-3	
Methyl-tert-butyl ether	**199**	ug/L	50.0	20.0	10		01/29/10 18:33	1634-04-4	
Naphthalene	**796**	ug/L	50.0	29.0	10		01/29/10 18:33	91-20-3	
Toluene	**746**	ug/L	50.0	18.0	10		01/29/10 18:33	108-88-3	
Xylene (Total)	**3800**	ug/L	100	27.0	10		01/29/10 18:33	1330-20-7	
m&p-Xylene	**2130**	ug/L	100	27.0	10		01/29/10 18:33	1330-20-7	
o-Xylene	**1670**	ug/L	50.0	17.0	10		01/29/10 18:33	95-47-6	
Dibromofluoromethane (S)	101	%	85-115		10		01/29/10 18:33	1868-53-7	
Toluene-d8 (S)	102	%	70-120		10		01/29/10 18:33	2037-26-5	
4-Bromofluorobenzene (S)	96	%	87-109		10		01/29/10 18:33	460-00-4	
1,2-Dichloroethane-d4 (S)	109	%	79-120		10		01/29/10 18:33	17060-07-0	

This report shall not be reproduced, except in full,
without the written consent of Pace Analytical Services, Inc..

ACCREDITED IN ACCORDANCE WITH nelac

Pace Analytical
www.pacelabs.com

Pace Analytical Services, Inc.
2225 Riverside Dr.
Asheville, NC 28804
(828)254-7176

Pace Analytical Services, Inc.
9800 Kincey Ave. Suite 100
Huntersville, NC 28078
(704)875-9092

ANALYTICAL RESULTS

Project: UNIVERSITY MART/CLOUDS
Pace Project No.: 9261875

Sample: MW19 **Lab ID: 9261875015** Collected: 01/19/10 08:45 Received: 01/22/10 16:00 Matrix: Water

Parameters	Results	Units	Report Limit	MDL	DF	Prepared	Analyzed	CAS No.	Qual
8011 GCS EDB and DBCP	Analytical Method: EPA 8011 Preparation Method: EPA 8011								
1,2-Dibromoethane (EDB)	**13.2**	ug/L	0.39	0.39	20	01/27/10 15:14	01/29/10 17:00	106-93-4	
1-Chloro-2-bromopropane (S)	0	%	60-140		20	01/27/10 15:14	01/29/10 17:00	301-79-56	
8260 MSV Oxygenates	Analytical Method: EPA 8260								
tert-Amyl Alcohol	ND	ug/L	2000	1240	20		01/27/10 15:25	75-85-4	
tert-Amylmethyl ether	ND	ug/L	200	90.0	20		01/27/10 15:25	994-05-8	
Benzene	**164**	ug/L	100	24.0	20		01/27/10 15:25	71-43-2	
3,3-Dimethyl-1-Butanol	ND	ug/L	2000	960	20		01/27/10 15:25	624-95-3	
tert-Butyl Alcohol	ND	ug/L	2000	540	20		01/27/10 15:25	75-65-0	
tert-Butyl Formate	ND	ug/L	1000	180	20		01/27/10 15:25	762-75-4	
1,2-Dibromoethane (EDB)	ND	ug/L	100	72.0	20		01/27/10 15:25	106-93-4	
1,2-Dichloroethane	ND	ug/L	100	26.0	20		01/27/10 15:25	107-06-2	
Diisopropyl ether	**74.4J**	ug/L	100	54.0	20		01/27/10 15:25	108-20-3	
Ethanol	ND	ug/L	4000	3400	20		01/27/10 15:25	64-17-5	
Ethylbenzene	**235**	ug/L	100	22.0	20		01/27/10 15:25	100-41-4	
Ethyl-tert-butyl ether	ND	ug/L	200	92.0	20		01/27/10 15:25	637-92-3	
Methyl-tert-butyl ether	**153**	ug/L	100	40.0	20		01/27/10 15:25	1634-04-4	
Naphthalene	**1750**	ug/L	100	58.0	20		01/27/10 15:25	91-20-3	
Toluene	**2520**	ug/L	100	36.0	20		01/27/10 15:25	108-88-3	
Xylene (Total)	**7070**	ug/L	200	54.0	20		01/27/10 15:25	1330-20-7	
m&p-Xylene	**4220**	ug/L	200	54.0	20		01/27/10 15:25	1330-20-7	
o-Xylene	**2850**	ug/L	100	34.0	20		01/27/10 15:25	95-47-6	
Dibromofluoromethane (S)	85	%	85-115		20		01/27/10 15:25	1868-53-7	
Toluene-d8 (S)	91	%	70-120		20		01/27/10 15:25	2037-26-5	
4-Bromofluorobenzene (S)	108	%	87-109		20		01/27/10 15:25	460-00-4	
1,2-Dichloroethane-d4 (S)	79	%	79-120		20		01/27/10 15:25	17060-07-0	

This report shall not be reproduced, except in full,
without the written consent of Pace Analytical Services, Inc..

ACCREDITED IN ACCORDANCE WITH nelac

Pace Analytical
www.pacelabs.com

Pace Analytical Services, Inc.
2225 Riverside Dr.
Asheville, NC 28804
(828)254-7176

Pace Analytical Services, Inc.
9800 Kincey Ave. Suite 100
Huntersville, NC 28078
(704)875-9092

ANALYTICAL RESULTS

Project: UNIVERSITY MART/CLOUDS
Pace Project No.: 9261875

Sample: MW20 **Lab ID: 9261875016** Collected: 01/18/10 14:10 Received: 01/22/10 16:00 Matrix: Water

Parameters	Results	Units	Report Limit	MDL	DF	Prepared	Analyzed	CAS No.	Qual
8011 GCS EDB and DBCP	Analytical Method: EPA 8011 Preparation Method: EPA 8011								
1,2-Dibromoethane (EDB)	**0.10**	ug/L	0.019	0.019	1	01/27/10 15:13	01/29/10 06:29	106-93-4	
1-Chloro-2-bromopropane (S)	116	%	60-140		1	01/27/10 15:13	01/29/10 06:29	301-79-56	
8260 MSV Oxygenates	Analytical Method: EPA 8260								
tert-Amyl Alcohol	**2620**	ug/L	2000	1240	20		01/28/10 07:43	75-85-4	
tert-Amylmethyl ether	**261**	ug/L	200	90.0	20		01/28/10 07:43	994-05-8	
Benzene	**217**	ug/L	100	24.0	20		01/28/10 07:43	71-43-2	
3,3-Dimethyl-1-Butanol	ND	ug/L	2000	960	20		01/28/10 07:43	624-95-3	
tert-Butyl Alcohol	ND	ug/L	2000	540	20		01/28/10 07:43	75-65-0	
tert-Butyl Formate	ND	ug/L	1000	180	20		01/28/10 07:43	762-75-4	
1,2-Dibromoethane (EDB)	ND	ug/L	100	72.0	20		01/28/10 07:43	106-93-4	
1,2-Dichloroethane	ND	ug/L	100	26.0	20		01/28/10 07:43	107-06-2	
Diisopropyl ether	ND	ug/L	100	54.0	20		01/28/10 07:43	108-20-3	
Ethanol	ND	ug/L	4000	3400	20		01/28/10 07:43	64-17-5	
Ethylbenzene	**40.5J**	ug/L	100	22.0	20		01/28/10 07:43	100-41-4	
Ethyl-tert-butyl ether	ND	ug/L	200	92.0	20		01/28/10 07:43	637-92-3	
Methyl-tert-butyl ether	**47.0J**	ug/L	100	40.0	20		01/28/10 07:43	1634-04-4	
Naphthalene	**102**	ug/L	100	58.0	20		01/28/10 07:43	91-20-3	
Toluene	**2220**	ug/L	100	36.0	20		01/28/10 07:43	108-88-3	
Xylene (Total)	**3490**	ug/L	200	54.0	20		01/28/10 07:43	1330-20-7	
m&p-Xylene	**1890**	ug/L	200	54.0	20		01/28/10 07:43	1330-20-7	
o-Xylene	**1600**	ug/L	100	34.0	20		01/28/10 07:43	95-47-6	
Dibromofluoromethane (S)	103	%	85-115		20		01/28/10 07:43	1868-53-7	
Toluene-d8 (S)	103	%	70-120		20		01/28/10 07:43	2037-26-5	
4-Bromofluorobenzene (S)	97	%	87-109		20		01/28/10 07:43	460-00-4	
1,2-Dichloroethane-d4 (S)	101	%	79-120		20		01/28/10 07:43	17060-07-0	

This report shall not be reproduced, except in full,
without the written consent of Pace Analytical Services, Inc..

ACCREDITED IN ACCORDANCE WITH nelac

Pace Analytical
www.pacelabs.com

Pace Analytical Services, Inc.
2225 Riverside Dr.
Asheville, NC 28804
(828)254-7176

Pace Analytical Services, Inc.
9800 Kincey Ave. Suite 100
Huntersville, NC 28078
(704)875-9092

ANALYTICAL RESULTS

Project: UNIVERSITY MART/CLOUDS
Pace Project No.: 9261875

Sample: MW22 **Lab ID: 9261875017** Collected: 01/20/10 15:00 Received: 01/22/10 16:00 Matrix: Water

Parameters	Results	Units	Report Limit	MDL	DF	Prepared	Analyzed	CAS No.	Qual
8011 GCS EDB and DBCP	Analytical Method: EPA 8011 Preparation Method: EPA 8011								
1,2-Dibromoethane (EDB)	ND	ug/L	0.019	0.019	1	01/27/10 15:14	01/29/10 08:34	106-93-4	
1-Chloro-2-bromopropane (S)	91	%	60-140		1	01/27/10 15:14	01/29/10 08:34	301-79-56	
8260 MSV Oxygenates	Analytical Method: EPA 8260								
tert-Amyl Alcohol	ND	ug/L	5000	3100	50		01/27/10 20:15	75-85-4	
tert-Amylmethyl ether	**662**	ug/L	500	225	50		01/27/10 20:15	994-05-8	
Benzene	**1100**	ug/L	250	60.0	50		01/27/10 20:15	71-43-2	
3,3-Dimethyl-1-Butanol	ND	ug/L	5000	2400	50		01/27/10 20:15	624-95-3	
tert-Butyl Alcohol	ND	ug/L	5000	1350	50		01/27/10 20:15	75-65-0	
tert-Butyl Formate	ND	ug/L	2500	450	50		01/27/10 20:15	762-75-4	
1,2-Dibromoethane (EDB)	ND	ug/L	250	180	50		01/27/10 20:15	106-93-4	
1,2-Dichloroethane	ND	ug/L	250	65.0	50		01/27/10 20:15	107-06-2	
Diisopropyl ether	ND	ug/L	250	135	50		01/27/10 20:15	108-20-3	
Ethanol	ND	ug/L	10000	8500	50		01/27/10 20:15	64-17-5	
Ethylbenzene	**1650**	ug/L	250	55.0	50		01/27/10 20:15	100-41-4	
Ethyl-tert-butyl ether	ND	ug/L	500	230	50		01/27/10 20:15	637-92-3	
Methyl-tert-butyl ether	ND	ug/L	250	100	50		01/27/10 20:15	1634-04-4	
Naphthalene	**215J**	ug/L	250	145	50		01/27/10 20:15	91-20-3	
Toluene	**8580**	ug/L	250	90.0	50		01/27/10 20:15	108-88-3	
Xylene (Total)	**21800**	ug/L	500	135	50		01/27/10 20:15	1330-20-7	
m&p-Xylene	**14000**	ug/L	500	135	50		01/27/10 20:15	1330-20-7	
o-Xylene	**7780**	ug/L	250	85.0	50		01/27/10 20:15	95-47-6	
Dibromofluoromethane (S)	103	%	85-115		50		01/27/10 20:15	1868-53-7	
Toluene-d8 (S)	104	%	70-120		50		01/27/10 20:15	2037-26-5	
4-Bromofluorobenzene (S)	97	%	87-109		50		01/27/10 20:15	460-00-4	
1,2-Dichloroethane-d4 (S)	101	%	79-120		50		01/27/10 20:15	17060-07-0	

This report shall not be reproduced, except in full,
without the written consent of Pace Analytical Services, Inc..

ACCREDITED IN ACCORDANCE WITH nelac

Pace Analytical®
www.pacelabs.com

Pace Analytical Services, Inc.
2225 Riverside Dr.
Asheville, NC 28804
(828)254-7176

Pace Analytical Services, Inc.
9800 Kincey Ave. Suite 100
Huntersville, NC 28078
(704)875-9092

ANALYTICAL RESULTS

Project: UNIVERSITY MART/CLOUDS
Pace Project No.: 9261875

Sample: MW23 **Lab ID: 9261875018** Collected: 01/19/10 08:40 Received: 01/22/10 16:00 Matrix: Water

Parameters	Results	Units	Report Limit	MDL	DF	Prepared	Analyzed	CAS No.	Qual
8011 GCS EDB and DBCP	Analytical Method: EPA 8011 Preparation Method: EPA 8011								
1,2-Dibromoethane (EDB)	ND	ug/L	0.019	0.019	1	01/27/10 15:14	01/29/10 07:58	106-93-4	
1-Chloro-2-bromopropane (S)	80	%	60-140		1	01/27/10 15:14	01/29/10 07:58	301-79-56	
8260 MSV Oxygenates	Analytical Method: EPA 8260								
tert-Amyl Alcohol	**285**	ug/L	200	124	2		01/27/10 20:42	75-85-4	
tert-Amylmethyl ether	ND	ug/L	20.0	9.0	2		01/27/10 20:42	994-05-8	
Benzene	**17.0**	ug/L	10.0	2.4	2		01/27/10 20:42	71-43-2	
3,3-Dimethyl-1-Butanol	ND	ug/L	200	96.0	2		01/27/10 20:42	624-95-3	
tert-Butyl Alcohol	ND	ug/L	200	54.0	2		01/27/10 20:42	75-65-0	
tert-Butyl Formate	ND	ug/L	100	18.0	2		01/27/10 20:42	762-75-4	
1,2-Dibromoethane (EDB)	ND	ug/L	10.0	7.2	2		01/27/10 20:42	106-93-4	
1,2-Dichloroethane	ND	ug/L	10.0	2.6	2		01/27/10 20:42	107-06-2	
Diisopropyl ether	**6.8J**	ug/L	10.0	5.4	2		01/27/10 20:42	108-20-3	
Ethanol	ND	ug/L	400	340	2		01/27/10 20:42	64-17-5	
Ethylbenzene	**8.9J**	ug/L	10.0	2.2	2		01/27/10 20:42	100-41-4	
Ethyl-tert-butyl ether	ND	ug/L	20.0	9.2	2		01/27/10 20:42	637-92-3	
Methyl-tert-butyl ether	**17.3**	ug/L	10.0	4.0	2		01/27/10 20:42	1634-04-4	
Naphthalene	**58.4**	ug/L	10.0	5.8	2		01/27/10 20:42	91-20-3	
Toluene	**73.5**	ug/L	10.0	3.6	2		01/27/10 20:42	108-88-3	
Xylene (Total)	**391**	ug/L	20.0	5.4	2		01/27/10 20:42	1330-20-7	
m&p-Xylene	**138**	ug/L	20.0	5.4	2		01/27/10 20:42	1330-20-7	
o-Xylene	**253**	ug/L	10.0	3.4	2		01/27/10 20:42	95-47-6	
Dibromofluoromethane (S)	104	%	85-115		2		01/27/10 20:42	1868-53-7	
Toluene-d8 (S)	102	%	70-120		2		01/27/10 20:42	2037-26-5	
4-Bromofluorobenzene (S)	97	%	87-109		2		01/27/10 20:42	460-00-4	
1,2-Dichloroethane-d4 (S)	102	%	79-120		2		01/27/10 20:42	17060-07-0	

This report shall not be reproduced, except in full,
without the written consent of Pace Analytical Services, Inc..

ACCREDITED IN ACCORDANCE WITH nelac

Pace Analytical
www.pacelabs.com

Pace Analytical Services, Inc.
2225 Riverside Dr.
Asheville, NC 28804
(828)254-7176

Pace Analytical Services, Inc.
9800 Kincey Ave. Suite 100
Huntersville, NC 28078
(704)875-9092

ANALYTICAL RESULTS

Project: UNIVERSITY MART/CLOUDS
Pace Project No.: 9261875

Sample: MW24 **Lab ID: 9261875019** Collected: 01/18/10 14:30 Received: 01/22/10 16:00 Matrix: Water

Parameters	Results	Units	Report Limit	MDL	DF	Prepared	Analyzed	CAS No.	Qual
8011 GCS EDB and DBCP	Analytical Method: EPA 8011 Preparation Method: EPA 8011								
1,2-Dibromoethane (EDB)	ND	ug/L	0.020	0.020	1	01/27/10 15:13	01/29/10 06:46	106-93-4	
1-Chloro-2-bromopropane (S)	97	%	60-140		1	01/27/10 15:13	01/29/10 06:46	301-79-56	
8260 MSV Oxygenates	Analytical Method: EPA 8260								
tert-Amyl Alcohol	ND	ug/L	100	62.0	1		01/28/10 00:17	75-85-4	
tert-Amylmethyl ether	ND	ug/L	10.0	4.5	1		01/28/10 00:17	994-05-8	
Benzene	**1.7J**	ug/L	5.0	1.2	1		01/28/10 00:17	71-43-2	
3,3-Dimethyl-1-Butanol	ND	ug/L	100	48.0	1		01/28/10 00:17	624-95-3	
tert-Butyl Alcohol	ND	ug/L	100	27.0	1		01/28/10 00:17	75-65-0	
tert-Butyl Formate	ND	ug/L	50.0	9.0	1		01/28/10 00:17	762-75-4	
1,2-Dibromoethane (EDB)	ND	ug/L	5.0	3.6	1		01/28/10 00:17	106-93-4	
1,2-Dichloroethane	ND	ug/L	5.0	1.3	1		01/28/10 00:17	107-06-2	
Diisopropyl ether	ND	ug/L	5.0	2.7	1		01/28/10 00:17	108-20-3	
Ethanol	**3980**	ug/L	200	170	1		01/28/10 00:17	64-17-5	
Ethylbenzene	ND	ug/L	5.0	1.1	1		01/28/10 00:17	100-41-4	
Ethyl-tert-butyl ether	ND	ug/L	10.0	4.6	1		01/28/10 00:17	637-92-3	
Methyl-tert-butyl ether	ND	ug/L	5.0	2.0	1		01/28/10 00:17	1634-04-4	
Naphthalene	ND	ug/L	5.0	2.9	1		01/28/10 00:17	91-20-3	
Toluene	**2.4J**	ug/L	5.0	1.8	1		01/28/10 00:17	108-88-3	
Xylene (Total)	**4.1J**	ug/L	10.0	2.7	1		01/28/10 00:17	1330-20-7	
m&p-Xylene	ND	ug/L	10.0	2.7	1		01/28/10 00:17	1330-20-7	
o-Xylene	**1.8J**	ug/L	5.0	1.7	1		01/28/10 00:17	95-47-6	
Dibromofluoromethane (S)	101	%	85-115		1		01/28/10 00:17	1868-53-7	
Toluene-d8 (S)	103	%	70-120		1		01/28/10 00:17	2037-26-5	
4-Bromofluorobenzene (S)	95	%	87-109		1		01/28/10 00:17	460-00-4	
1,2-Dichloroethane-d4 (S)	98	%	79-120		1		01/28/10 00:17	17060-07-0	

This report shall not be reproduced, except in full,
without the written consent of Pace Analytical Services, Inc..

ACCREDITED IN ACCORDANCE WITH nelac

Pace Analytical
www.pacelabs.com

Pace Analytical Services, Inc.
2225 Riverside Dr.
Asheville, NC 28804
(828)254-7176

Pace Analytical Services, Inc.
9800 Kincey Ave. Suite 100
Huntersville, NC 28078
(704)875-9092

ANALYTICAL RESULTS

Project: UNIVERSITY MART/CLOUDS
Pace Project No.: 9261875

Sample: MW25 **Lab ID: 9261875020** Collected: 01/19/10 08:55 Received: 01/22/10 16:00 Matrix: Water

Parameters	Results	Units	Report Limit	MDL	DF	Prepared	Analyzed	CAS No.	Qual
8011 GCS EDB and DBCP	Analytical Method: EPA 8011 Preparation Method: EPA 8011								
1,2-Dibromoethane (EDB)	ND	ug/L	0.020	0.020	1	01/27/10 15:14	01/29/10 08:16	106-93-4	
1-Chloro-2-bromopropane (S)	105	%	60-140		1	01/27/10 15:14	01/29/10 08:16	301-79-56	
8260 MSV Oxygenates	Analytical Method: EPA 8260								
tert-Amyl Alcohol	ND	ug/L	500	310	5		01/29/10 20:46	75-85-4	
tert-Amylmethyl ether	ND	ug/L	50.0	22.5	5		01/29/10 20:46	994-05-8	
Benzene	ND	ug/L	25.0	6.0	5		01/29/10 20:46	71-43-2	
3,3-Dimethyl-1-Butanol	ND	ug/L	500	240	5		01/29/10 20:46	624-95-3	
tert-Butyl Alcohol	ND	ug/L	500	135	5		01/29/10 20:46	75-65-0	
tert-Butyl Formate	ND	ug/L	250	45.0	5		01/29/10 20:46	762-75-4	
1,2-Dibromoethane (EDB)	ND	ug/L	25.0	18.0	5		01/29/10 20:46	106-93-4	
1,2-Dichloroethane	ND	ug/L	25.0	6.5	5		01/29/10 20:46	107-06-2	
Diisopropyl ether	ND	ug/L	25.0	13.5	5		01/29/10 20:46	108-20-3	
Ethanol	ND	ug/L	1000	850	5		01/29/10 20:46	64-17-5	
Ethylbenzene	**165**	ug/L	25.0	5.5	5		01/29/10 20:46	100-41-4	
Ethyl-tert-butyl ether	ND	ug/L	50.0	23.0	5		01/29/10 20:46	637-92-3	
Methyl-tert-butyl ether	ND	ug/L	25.0	10.0	5		01/29/10 20:46	1634-04-4	
Naphthalene	**158**	ug/L	25.0	14.5	5		01/29/10 20:46	91-20-3	
Toluene	**89.3**	ug/L	25.0	9.0	5		01/29/10 20:46	108-88-3	
Xylene (Total)	**1620**	ug/L	50.0	13.5	5		01/29/10 20:46	1330-20-7	
m&p-Xylene	**1150**	ug/L	50.0	13.5	5		01/29/10 20:46	1330-20-7	
o-Xylene	**471**	ug/L	25.0	8.5	5		01/29/10 20:46	95-47-6	
Dibromofluoromethane (S)	99	%	85-115		5		01/29/10 20:46	1868-53-7	
Toluene-d8 (S)	102	%	70-120		5		01/29/10 20:46	2037-26-5	
4-Bromofluorobenzene (S)	95	%	87-109		5		01/29/10 20:46	460-00-4	
1,2-Dichloroethane-d4 (S)	103	%	79-120		5		01/29/10 20:46	17060-07-0	

This report shall not be reproduced, except in full,
without the written consent of Pace Analytical Services, Inc..

ACCREDITED IN ACCORDANCE WITH nelac

Pace Analytical
www.pacelabs.com

Pace Analytical Services, Inc.
2225 Riverside Dr.
Asheville, NC 28804
(828)254-7176

Pace Analytical Services, Inc.
9800 Kincey Ave. Suite 100
Huntersville, NC 28078
(704)875-9092

ANALYTICAL RESULTS

Project: UNIVERSITY MART/CLOUDS
Pace Project No.: 9261875

Sample: MW26 **Lab ID: 9261875021** Collected: 01/20/10 13:40 Received: 01/22/10 16:00 Matrix: Water

Parameters	Results	Units	Report Limit	MDL	DF	Prepared	Analyzed	CAS No.	Qual
8011 GCS EDB and DBCP	Analytical Method: EPA 8011 Preparation Method: EPA 8011								
1,2-Dibromoethane (EDB)	ND	ug/L	0.019	0.019	1	01/27/10 15:15	01/29/10 08:52	106-93-4	
1-Chloro-2-bromopropane (S)	81	%	60-140		1	01/27/10 15:15	01/29/10 08:52	301-79-56	
8260 MSV Oxygenates	Analytical Method: EPA 8260								
tert-Amyl Alcohol	ND	ug/L	100	62.0	1		01/28/10 00:41	75-85-4	
tert-Amylmethyl ether	ND	ug/L	10.0	4.5	1		01/28/10 00:41	994-05-8	
Benzene	**2.3J**	ug/L	5.0	1.2	1		01/28/10 00:41	71-43-2	
3,3-Dimethyl-1-Butanol	ND	ug/L	100	48.0	1		01/28/10 00:41	624-95-3	
tert-Butyl Alcohol	ND	ug/L	100	27.0	1		01/28/10 00:41	75-65-0	
tert-Butyl Formate	ND	ug/L	50.0	9.0	1		01/28/10 00:41	762-75-4	
1,2-Dibromoethane (EDB)	ND	ug/L	5.0	3.6	1		01/28/10 00:41	106-93-4	
1,2-Dichloroethane	ND	ug/L	5.0	1.3	1		01/28/10 00:41	107-06-2	
Diisopropyl ether	ND	ug/L	5.0	2.7	1		01/28/10 00:41	108-20-3	
Ethanol	ND	ug/L	200	170	1		01/28/10 00:41	64-17-5	
Ethylbenzene	ND	ug/L	5.0	1.1	1		01/28/10 00:41	100-41-4	
Ethyl-tert-butyl ether	ND	ug/L	10.0	4.6	1		01/28/10 00:41	637-92-3	
Methyl-tert-butyl ether	ND	ug/L	5.0	2.0	1		01/28/10 00:41	1634-04-4	
Naphthalene	ND	ug/L	5.0	2.9	1		01/28/10 00:41	91-20-3	
Toluene	**2.6J**	ug/L	5.0	1.8	1		01/28/10 00:41	108-88-3	
Xylene (Total)	ND	ug/L	10.0	2.7	1		01/28/10 00:41	1330-20-7	
m&p-Xylene	ND	ug/L	10.0	2.7	1		01/28/10 00:41	1330-20-7	
o-Xylene	ND	ug/L	5.0	1.7	1		01/28/10 00:41	95-47-6	
Dibromofluoromethane (S)	104	%	85-115		1		01/28/10 00:41	1868-53-7	
Toluene-d8 (S)	104	%	70-120		1		01/28/10 00:41	2037-26-5	
4-Bromofluorobenzene (S)	94	%	87-109		1		01/28/10 00:41	460-00-4	
1,2-Dichloroethane-d4 (S)	101	%	79-120		1		01/28/10 00:41	17060-07-0	

This report shall not be reproduced, except in full,
without the written consent of Pace Analytical Services, Inc..

ACCREDITED IN ACCORDANCE WITH nelac

Pace Analytical
www.pacelabs.com

Pace Analytical Services, Inc.
2225 Riverside Dr.
Asheville, NC 28804
(828)254-7176

Pace Analytical Services, Inc.
9800 Kincey Ave. Suite 100
Huntersville, NC 28078
(704)875-9092

ANALYTICAL RESULTS

Project: UNIVERSITY MART/CLOUDS
Pace Project No.: 9261875

Sample: MW27 **Lab ID: 9261875022** Collected: 01/18/10 13:45 Received: 01/22/10 16:00 Matrix: Water

Parameters	Results	Units	Report Limit	MDL	DF	Prepared	Analyzed	CAS No.	Qual
8011 GCS EDB and DBCP	Analytical Method: EPA 8011 Preparation Method: EPA 8011								
1,2-Dibromoethane (EDB)	ND	ug/L	0.019	0.019	1	01/28/10 14:22	01/29/10 18:48	106-93-4	
1-Chloro-2-bromopropane (S)	105	%	60-140		1	01/28/10 14:22	01/29/10 18:48	301-79-56	
8260 MSV Oxygenates	Analytical Method: EPA 8260								
tert-Amyl Alcohol	ND	ug/L	100	62.0	1		01/28/10 01:05	75-85-4	
tert-Amylmethyl ether	ND	ug/L	10.0	4.5	1		01/28/10 01:05	994-05-8	
Benzene	ND	ug/L	5.0	1.2	1		01/28/10 01:05	71-43-2	
3,3-Dimethyl-1-Butanol	ND	ug/L	100	48.0	1		01/28/10 01:05	624-95-3	
tert-Butyl Alcohol	ND	ug/L	100	27.0	1		01/28/10 01:05	75-65-0	
tert-Butyl Formate	ND	ug/L	50.0	9.0	1		01/28/10 01:05	762-75-4	
1,2-Dibromoethane (EDB)	ND	ug/L	5.0	3.6	1		01/28/10 01:05	106-93-4	
1,2-Dichloroethane	ND	ug/L	5.0	1.3	1		01/28/10 01:05	107-06-2	
Diisopropyl ether	ND	ug/L	5.0	2.7	1		01/28/10 01:05	108-20-3	
Ethanol	ND	ug/L	200	170	1		01/28/10 01:05	64-17-5	
Ethylbenzene	ND	ug/L	5.0	1.1	1		01/28/10 01:05	100-41-4	
Ethyl-tert-butyl ether	ND	ug/L	10.0	4.6	1		01/28/10 01:05	637-92-3	
Methyl-tert-butyl ether	ND	ug/L	5.0	2.0	1		01/28/10 01:05	1634-04-4	
Naphthalene	ND	ug/L	5.0	2.9	1		01/28/10 01:05	91-20-3	
Toluene	ND	ug/L	5.0	1.8	1		01/28/10 01:05	108-88-3	
Xylene (Total)	ND	ug/L	10.0	2.7	1		01/28/10 01:05	1330-20-7	
m&p-Xylene	ND	ug/L	10.0	2.7	1		01/28/10 01:05	1330-20-7	
o-Xylene	ND	ug/L	5.0	1.7	1		01/28/10 01:05	95-47-6	
Dibromofluoromethane (S)	104	%	85-115		1		01/28/10 01:05	1868-53-7	
Toluene-d8 (S)	103	%	70-120		1		01/28/10 01:05	2037-26-5	
4-Bromofluorobenzene (S)	96	%	87-109		1		01/28/10 01:05	460-00-4	
1,2-Dichloroethane-d4 (S)	101	%	79-120		1		01/28/10 01:05	17060-07-0	

This report shall not be reproduced, except in full,
without the written consent of Pace Analytical Services, Inc..

ACCREDITED IN ACCORDANCE WITH nelac

Pace Analytical
www.pacelabs.com

Pace Analytical Services, Inc.
2225 Riverside Dr.
Asheville, NC 28804
(828)254-7176

Pace Analytical Services, Inc.
9800 Kincey Ave. Suite 100
Huntersville, NC 28078
(704)875-9092

ANALYTICAL RESULTS

Project: UNIVERSITY MART/CLOUDS
Pace Project No.: 9261875

Sample: MW29 **Lab ID: 9261875023** Collected: 01/18/10 13:30 Received: 01/22/10 16:00 Matrix: Water

Parameters	Results	Units	Report Limit	MDL	DF	Prepared	Analyzed	CAS No.	Qual
8011 GCS EDB and DBCP	Analytical Method: EPA 8011 Preparation Method: EPA 8011								
1,2-Dibromoethane (EDB)	ND	ug/L	0.019	0.019	1	01/28/10 14:22	01/29/10 19:06	106-93-4	
1-Chloro-2-bromopropane (S)	98	%	60-140		1	01/28/10 14:22	01/29/10 19:06	301-79-56	
8260 MSV Oxygenates	Analytical Method: EPA 8260								
tert-Amyl Alcohol	ND	ug/L	100	62.0	1		01/28/10 01:29	75-85-4	
tert-Amylmethyl ether	ND	ug/L	10.0	4.5	1		01/28/10 01:29	994-05-8	
Benzene	ND	ug/L	5.0	1.2	1		01/28/10 01:29	71-43-2	
3,3-Dimethyl-1-Butanol	ND	ug/L	100	48.0	1		01/28/10 01:29	624-95-3	
tert-Butyl Alcohol	ND	ug/L	100	27.0	1		01/28/10 01:29	75-65-0	
tert-Butyl Formate	ND	ug/L	50.0	9.0	1		01/28/10 01:29	762-75-4	
1,2-Dibromoethane (EDB)	ND	ug/L	5.0	3.6	1		01/28/10 01:29	106-93-4	
1,2-Dichloroethane	ND	ug/L	5.0	1.3	1		01/28/10 01:29	107-06-2	
Diisopropyl ether	ND	ug/L	5.0	2.7	1		01/28/10 01:29	108-20-3	
Ethanol	ND	ug/L	200	170	1		01/28/10 01:29	64-17-5	
Ethylbenzene	ND	ug/L	5.0	1.1	1		01/28/10 01:29	100-41-4	
Ethyl-tert-butyl ether	ND	ug/L	10.0	4.6	1		01/28/10 01:29	637-92-3	
Methyl-tert-butyl ether	ND	ug/L	5.0	2.0	1		01/28/10 01:29	1634-04-4	
Naphthalene	ND	ug/L	5.0	2.9	1		01/28/10 01:29	91-20-3	
Toluene	ND	ug/L	5.0	1.8	1		01/28/10 01:29	108-88-3	
Xylene (Total)	ND	ug/L	10.0	2.7	1		01/28/10 01:29	1330-20-7	
m&p-Xylene	ND	ug/L	10.0	2.7	1		01/28/10 01:29	1330-20-7	
o-Xylene	ND	ug/L	5.0	1.7	1		01/28/10 01:29	95-47-6	
Dibromofluoromethane (S)	104	%	85-115		1		01/28/10 01:29	1868-53-7	
Toluene-d8 (S)	103	%	70-120		1		01/28/10 01:29	2037-26-5	
4-Bromofluorobenzene (S)	97	%	87-109		1		01/28/10 01:29	460-00-4	
1,2-Dichloroethane-d4 (S)	102	%	79-120		1		01/28/10 01:29	17060-07-0	

This report shall not be reproduced, except in full,
without the written consent of Pace Analytical Services, Inc..

ACCREDITED IN ACCORDANCE WITH nelac

Pace Analytical
www.pacelabs.com

Pace Analytical Services, Inc.
2225 Riverside Dr.
Asheville, NC 28804
(828)254-7176

Pace Analytical Services, Inc.
9800 Kincey Ave. Suite 100
Huntersville, NC 28078
(704)875-9092

ANALYTICAL RESULTS

Project: UNIVERSITY MART/CLOUDS
Pace Project No.: 9261875

Sample: MW30 **Lab ID: 9261875024** Collected: 01/18/10 12:00 Received: 01/22/10 16:00 Matrix: Water

Parameters	Results	Units	Report Limit	MDL	DF	Prepared	Analyzed	CAS No.	Qual
8011 GCS EDB and DBCP	Analytical Method: EPA 8011 Preparation Method: EPA 8011								
1,2-Dibromoethane (EDB)	ND	ug/L	0.019	0.019	1	01/28/10 14:22	01/29/10 19:24	106-93-4	
1-Chloro-2-bromopropane (S)	91	%	60-140		1	01/28/10 14:22	01/29/10 19:24	301-79-56	
8260 MSV Oxygenates	Analytical Method: EPA 8260								
tert-Amyl Alcohol	ND	ug/L	100	62.0	1		01/28/10 01:53	75-85-4	
tert-Amylmethyl ether	ND	ug/L	10.0	4.5	1		01/28/10 01:53	994-05-8	
Benzene	ND	ug/L	5.0	1.2	1		01/28/10 01:53	71-43-2	
3,3-Dimethyl-1-Butanol	ND	ug/L	100	48.0	1		01/28/10 01:53	624-95-3	
tert-Butyl Alcohol	ND	ug/L	100	27.0	1		01/28/10 01:53	75-65-0	
tert-Butyl Formate	ND	ug/L	50.0	9.0	1		01/28/10 01:53	762-75-4	
1,2-Dibromoethane (EDB)	ND	ug/L	5.0	3.6	1		01/28/10 01:53	106-93-4	
1,2-Dichloroethane	ND	ug/L	5.0	1.3	1		01/28/10 01:53	107-06-2	
Diisopropyl ether	ND	ug/L	5.0	2.7	1		01/28/10 01:53	108-20-3	
Ethanol	ND	ug/L	200	170	1		01/28/10 01:53	64-17-5	
Ethylbenzene	ND	ug/L	5.0	1.1	1		01/28/10 01:53	100-41-4	
Ethyl-tert-butyl ether	ND	ug/L	10.0	4.6	1		01/28/10 01:53	637-92-3	
Methyl-tert-butyl ether	ND	ug/L	5.0	2.0	1		01/28/10 01:53	1634-04-4	
Naphthalene	ND	ug/L	5.0	2.9	1		01/28/10 01:53	91-20-3	
Toluene	ND	ug/L	5.0	1.8	1		01/28/10 01:53	108-88-3	
Xylene (Total)	ND	ug/L	10.0	2.7	1		01/28/10 01:53	1330-20-7	
m&p-Xylene	ND	ug/L	10.0	2.7	1		01/28/10 01:53	1330-20-7	
o-Xylene	ND	ug/L	5.0	1.7	1		01/28/10 01:53	95-47-6	
Dibromofluoromethane (S)	105	%	85-115		1		01/28/10 01:53	1868-53-7	
Toluene-d8 (S)	104	%	70-120		1		01/28/10 01:53	2037-26-5	
4-Bromofluorobenzene (S)	94	%	87-109		1		01/28/10 01:53	460-00-4	
1,2-Dichloroethane-d4 (S)	102	%	79-120		1		01/28/10 01:53	17060-07-0	

This report shall not be reproduced, except in full,
without the written consent of Pace Analytical Services, Inc..

ACCREDITED IN ACCORDANCE WITH nelac

Pace Analytical®
www.pacelabs.com

Pace Analytical Services, Inc.
2225 Riverside Dr.
Asheville, NC 28804
(828)254-7176

Pace Analytical Services, Inc.
9800 Kincey Ave. Suite 100
Huntersville, NC 28078
(704)875-9092

ANALYTICAL RESULTS

Project: UNIVERSITY MART/CLOUDS
Pace Project No.: 9261875

Sample: MW31 **Lab ID: 9261875025** Collected: 01/20/10 14:11 Received: 01/22/10 16:00 Matrix: Water

Parameters	Results	Units	Report Limit	MDL	DF	Prepared	Analyzed	CAS No.	Qual
8011 GCS EDB and DBCP	Analytical Method: EPA 8011 Preparation Method: EPA 8011								
1,2-Dibromoethane (EDB)	ND	ug/L	0.020	0.020	1	01/28/10 00:00	01/30/10 07:50	106-93-4	
1-Chloro-2-bromopropane (S)	113	%	60-140		1	01/28/10 00:00	01/30/10 07:50	301-79-56	
8260 MSV Oxygenates	Analytical Method: EPA 8260								
tert-Amyl Alcohol	**369**	ug/L	200	124	2		01/28/10 08:07	75-85-4	
tert-Amylmethyl ether	ND	ug/L	20.0	9.0	2		01/28/10 08:07	994-05-8	
Benzene	**20.2**	ug/L	10.0	2.4	2		01/28/10 08:07	71-43-2	
3,3-Dimethyl-1-Butanol	ND	ug/L	200	96.0	2		01/28/10 08:07	624-95-3	
tert-Butyl Alcohol	ND	ug/L	200	54.0	2		01/28/10 08:07	75-65-0	
tert-Butyl Formate	ND	ug/L	100	18.0	2		01/28/10 08:07	762-75-4	
1,2-Dibromoethane (EDB)	ND	ug/L	10.0	7.2	2		01/28/10 08:07	106-93-4	
1,2-Dichloroethane	ND	ug/L	10.0	2.6	2		01/28/10 08:07	107-06-2	
Diisopropyl ether	ND	ug/L	10.0	5.4	2		01/28/10 08:07	108-20-3	
Ethanol	ND	ug/L	400	340	2		01/28/10 08:07	64-17-5	
Ethylbenzene	**275**	ug/L	10.0	2.2	2		01/28/10 08:07	100-41-4	
Ethyl-tert-butyl ether	ND	ug/L	20.0	9.2	2		01/28/10 08:07	637-92-3	
Methyl-tert-butyl ether	ND	ug/L	10.0	4.0	2		01/28/10 08:07	1634-04-4	
Naphthalene	**146**	ug/L	10.0	5.8	2		01/28/10 08:07	91-20-3	
Toluene	**15.3**	ug/L	10.0	3.6	2		01/28/10 08:07	108-88-3	
Xylene (Total)	**55.9**	ug/L	20.0	5.4	2		01/28/10 08:07	1330-20-7	
m&p-Xylene	**47.0**	ug/L	20.0	5.4	2		01/28/10 08:07	1330-20-7	
o-Xylene	**8.9J**	ug/L	10.0	3.4	2		01/28/10 08:07	95-47-6	
Dibromofluoromethane (S)	104	%	85-115		2		01/28/10 08:07	1868-53-7	
Toluene-d8 (S)	104	%	70-120		2		01/28/10 08:07	2037-26-5	
4-Bromofluorobenzene (S)	96	%	87-109		2		01/28/10 08:07	460-00-4	
1,2-Dichloroethane-d4 (S)	102	%	79-120		2		01/28/10 08:07	17060-07-0	

This report shall not be reproduced, except in full,
without the written consent of Pace Analytical Services, Inc..

ACCREDITED IN ACCORDANCE WITH nelac

Pace Analytical
www.pacelabs.com

Pace Analytical Services, Inc.
2225 Riverside Dr.
Asheville, NC 28804
(828)254-7176

Pace Analytical Services, Inc.
9800 Kincey Ave. Suite 100
Huntersville, NC 28078
(704)875-9092

ANALYTICAL RESULTS

Project: UNIVERSITY MART/CLOUDS
Pace Project No.: 9261875

Sample: MW32 **Lab ID: 9261875026** Collected: 01/18/10 11:45 Received: 01/22/10 16:00 Matrix: Water

Parameters	Results	Units	Report Limit	MDL	DF	Prepared	Analyzed	CAS No.	Qual
8011 GCS EDB and DBCP	Analytical Method: EPA 8011 Preparation Method: EPA 8011								
1,2-Dibromoethane (EDB)	ND	ug/L	0.019	0.019	1	01/28/10 14:22	01/29/10 19:42	106-93-4	
1-Chloro-2-bromopropane (S)	112	%	60-140		1	01/28/10 14:22	01/29/10 19:42	301-79-56	
8260 MSV Oxygenates	Analytical Method: EPA 8260								
tert-Amyl Alcohol	ND	ug/L	100	62.0	1		01/26/10 13:14	75-85-4	
tert-Amylmethyl ether	ND	ug/L	10.0	4.5	1		01/26/10 13:14	994-05-8	
Benzene	**6.4**	ug/L	5.0	1.2	1		01/26/10 13:14	71-43-2	
3,3-Dimethyl-1-Butanol	ND	ug/L	100	48.0	1		01/26/10 13:14	624-95-3	
tert-Butyl Alcohol	ND	ug/L	100	27.0	1		01/26/10 13:14	75-65-0	
tert-Butyl Formate	ND	ug/L	50.0	9.0	1		01/26/10 13:14	762-75-4	
1,2-Dibromoethane (EDB)	ND	ug/L	5.0	3.6	1		01/26/10 13:14	106-93-4	
1,2-Dichloroethane	ND	ug/L	5.0	1.3	1		01/26/10 13:14	107-06-2	
Diisopropyl ether	ND	ug/L	5.0	2.7	1		01/26/10 13:14	108-20-3	
Ethanol	ND	ug/L	200	170	1		01/26/10 13:14	64-17-5	
Ethylbenzene	**23.3**	ug/L	5.0	1.1	1		01/26/10 13:14	100-41-4	
Ethyl-tert-butyl ether	ND	ug/L	10.0	4.6	1		01/26/10 13:14	637-92-3	
Methyl-tert-butyl ether	ND	ug/L	5.0	2.0	1		01/26/10 13:14	1634-04-4	
Naphthalene	**21.9**	ug/L	5.0	2.9	1		01/26/10 13:14	91-20-3	
Toluene	**19.1**	ug/L	5.0	1.8	1		01/26/10 13:14	108-88-3	
Xylene (Total)	**67.1**	ug/L	10.0	2.7	1		01/26/10 13:14	1330-20-7	
m&p-Xylene	**46.2**	ug/L	10.0	2.7	1		01/26/10 13:14	1330-20-7	
o-Xylene	**20.9**	ug/L	5.0	1.7	1		01/26/10 13:14	95-47-6	
Dibromofluoromethane (S)	101	%	85-115		1		01/26/10 13:14	1868-53-7	
Toluene-d8 (S)	98	%	70-120		1		01/26/10 13:14	2037-26-5	
4-Bromofluorobenzene (S)	95	%	87-109		1		01/26/10 13:14	460-00-4	
1,2-Dichloroethane-d4 (S)	101	%	79-120		1		01/26/10 13:14	17060-07-0	

This report shall not be reproduced, except in full,
without the written consent of Pace Analytical Services, Inc..

ACCREDITED IN ACCORDANCE WITH nelac

Pace Analytical
www.pacelabs.com

Pace Analytical Services, Inc.
2225 Riverside Dr.
Asheville, NC 28804
(828)254-7176

Pace Analytical Services, Inc.
9800 Kincey Ave. Suite 100
Huntersville, NC 28078
(704)875-9092

ANALYTICAL RESULTS

Project: UNIVERSITY MART/CLOUDS
Pace Project No.: 9261875

Sample: MW33 **Lab ID: 9261875027** Collected: 01/18/10 11:40 Received: 01/22/10 16:00 Matrix: Water

Parameters	Results	Units	Report Limit	MDL	DF	Prepared	Analyzed	CAS No.	Qual
8011 GCS EDB and DBCP	Analytical Method: EPA 8011 Preparation Method: EPA 8011								
1,2-Dibromoethane (EDB)	ND	ug/L	0.020	0.020	1	01/28/10 14:22	01/29/10 20:00	106-93-4	
1-Chloro-2-bromopropane (S)	103	%	60-140		1	01/28/10 14:22	01/29/10 20:00	301-79-56	
8260 MSV Oxygenates	Analytical Method: EPA 8260								
tert-Amyl Alcohol	**180**	ug/L	100	62.0	1		01/28/10 21:49	75-85-4	
tert-Amylmethyl ether	ND	ug/L	10.0	4.5	1		01/28/10 21:49	994-05-8	
Benzene	**2.0J**	ug/L	5.0	1.2	1		01/28/10 21:49	71-43-2	
3,3-Dimethyl-1-Butanol	ND	ug/L	100	48.0	1		01/28/10 21:49	624-95-3	
tert-Butyl Alcohol	ND	ug/L	100	27.0	1		01/28/10 21:49	75-65-0	
tert-Butyl Formate	ND	ug/L	50.0	9.0	1		01/28/10 21:49	762-75-4	
1,2-Dibromoethane (EDB)	ND	ug/L	5.0	3.6	1		01/28/10 21:49	106-93-4	
1,2-Dichloroethane	ND	ug/L	5.0	1.3	1		01/28/10 21:49	107-06-2	
Diisopropyl ether	ND	ug/L	5.0	2.7	1		01/28/10 21:49	108-20-3	
Ethanol	ND	ug/L	200	170	1		01/28/10 21:49	64-17-5	
Ethylbenzene	ND	ug/L	5.0	1.1	1		01/28/10 21:49	100-41-4	
Ethyl-tert-butyl ether	ND	ug/L	10.0	4.6	1		01/28/10 21:49	637-92-3	
Methyl-tert-butyl ether	ND	ug/L	5.0	2.0	1		01/28/10 21:49	1634-04-4	
Naphthalene	ND	ug/L	5.0	2.9	1		01/28/10 21:49	91-20-3	
Toluene	**4.3J**	ug/L	5.0	1.8	1		01/28/10 21:49	108-88-3	
Xylene (Total)	**9.3J**	ug/L	10.0	2.7	1		01/28/10 21:49	1330-20-7	
m&p-Xylene	**4.4J**	ug/L	10.0	2.7	1		01/28/10 21:49	1330-20-7	
o-Xylene	**4.8J**	ug/L	5.0	1.7	1		01/28/10 21:49	95-47-6	
Dibromofluoromethane (S)	105	%	85-115		1		01/28/10 21:49	1868-53-7	
Toluene-d8 (S)	102	%	70-120		1		01/28/10 21:49	2037-26-5	
4-Bromofluorobenzene (S)	94	%	87-109		1		01/28/10 21:49	460-00-4	
1,2-Dichloroethane-d4 (S)	113	%	79-120		1		01/28/10 21:49	17060-07-0	

This report shall not be reproduced, except in full,
without the written consent of Pace Analytical Services, Inc..

ACCREDITED IN ACCORDANCE WITH nelac

Pace Analytical
www.pacelabs.com

Pace Analytical Services, Inc.
2225 Riverside Dr.
Asheville, NC 28804
(828)254-7176

Pace Analytical Services, Inc.
9800 Kincey Ave. Suite 100
Huntersville, NC 28078
(704)875-9092

ANALYTICAL RESULTS

Project: UNIVERSITY MART/CLOUDS
Pace Project No.: 9261875

Sample: MW34 **Lab ID: 9261875028** Collected: 01/18/10 12:45 Received: 01/22/10 16:00 Matrix: Water

Parameters	Results	Units	Report Limit	MDL	DF	Prepared	Analyzed	CAS No.	Qual
8011 GCS EDB and DBCP	Analytical Method: EPA 8011 Preparation Method: EPA 8011								
1,2-Dibromoethane (EDB)	ND	ug/L	0.019	0.019	1	01/28/10 14:22	01/29/10 20:18	106-93-4	
1-Chloro-2-bromopropane (S)	111	%	60-140		1	01/28/10 14:22	01/29/10 20:18	301-79-56	
8260 MSV Oxygenates	Analytical Method: EPA 8260								
tert-Amyl Alcohol	**710**	ug/L	200	124	2		01/29/10 19:52	75-85-4	
tert-Amylmethyl ether	ND	ug/L	20.0	9.0	2		01/29/10 19:52	994-05-8	
Benzene	**100**	ug/L	10.0	2.4	2		01/29/10 19:52	71-43-2	
3,3-Dimethyl-1-Butanol	ND	ug/L	200	96.0	2		01/29/10 19:52	624-95-3	
tert-Butyl Alcohol	**341**	ug/L	200	54.0	2		01/29/10 19:52	75-65-0	
tert-Butyl Formate	ND	ug/L	100	18.0	2		01/29/10 19:52	762-75-4	
1,2-Dibromoethane (EDB)	ND	ug/L	10.0	7.2	2		01/29/10 19:52	106-93-4	
1,2-Dichloroethane	ND	ug/L	10.0	2.6	2		01/29/10 19:52	107-06-2	
Diisopropyl ether	**6.5J**	ug/L	10.0	5.4	2		01/29/10 19:52	108-20-3	
Ethanol	ND	ug/L	400	340	2		01/29/10 19:52	64-17-5	
Ethylbenzene	**130**	ug/L	10.0	2.2	2		01/29/10 19:52	100-41-4	
Ethyl-tert-butyl ether	ND	ug/L	20.0	9.2	2		01/29/10 19:52	637-92-3	
Methyl-tert-butyl ether	ND	ug/L	10.0	4.0	2		01/29/10 19:52	1634-04-4	
Naphthalene	ND	ug/L	10.0	5.8	2		01/29/10 19:52	91-20-3	
Toluene	**166**	ug/L	10.0	3.6	2		01/29/10 19:52	108-88-3	
Xylene (Total)	**886**	ug/L	20.0	5.4	2		01/29/10 19:52	1330-20-7	
m&p-Xylene	**547**	ug/L	20.0	5.4	2		01/29/10 19:52	1330-20-7	
o-Xylene	**339**	ug/L	10.0	3.4	2		01/29/10 19:52	95-47-6	
Dibromofluoromethane (S)	98	%	85-115		2		01/29/10 19:52	1868-53-7	
Toluene-d8 (S)	103	%	70-120		2		01/29/10 19:52	2037-26-5	
4-Bromofluorobenzene (S)	95	%	87-109		2		01/29/10 19:52	460-00-4	
1,2-Dichloroethane-d4 (S)	106	%	79-120		2		01/29/10 19:52	17060-07-0	

This report shall not be reproduced, except in full,
without the written consent of Pace Analytical Services, Inc..

ACCREDITED IN ACCORDANCE WITH nelac

Pace Analytical®
www.pacelabs.com

Pace Analytical Services, Inc.
2225 Riverside Dr.
Asheville, NC 28804
(828)254-7176

Pace Analytical Services, Inc.
9800 Kincey Ave. Suite 100
Huntersville, NC 28078
(704)875-9092

ANALYTICAL RESULTS

Project: UNIVERSITY MART/CLOUDS
Pace Project No.: 9261875

Sample: MW35 **Lab ID: 9261875029** Collected: 01/18/10 12:35 Received: 01/22/10 16:00 Matrix: Water

Parameters	Results	Units	Report Limit	MDL	DF	Prepared	Analyzed	CAS No.	Qual
8011 GCS EDB and DBCP	Analytical Method: EPA 8011 Preparation Method: EPA 8011								
1,2-Dibromoethane (EDB)	**0.44**	ug/L	0.020	0.020	1	02/01/10 13:27	02/01/10 18:25	106-93-4	
1-Chloro-2-bromopropane (S)	96	%	60-140		1	02/01/10 13:27	02/01/10 18:25	301-79-56	
8260 MSV Oxygenates	Analytical Method: EPA 8260								
tert-Amyl Alcohol	**13600**	ug/L	10000	6200	100		01/28/10 02:40	75-85-4	
tert-Amylmethyl ether	**1310**	ug/L	1000	450	100		01/28/10 02:40	994-05-8	
Benzene	**4020**	ug/L	500	120	100		01/28/10 02:40	71-43-2	
3,3-Dimethyl-1-Butanol	ND	ug/L	10000	4800	100		01/28/10 02:40	624-95-3	
tert-Butyl Alcohol	ND	ug/L	10000	2700	100		01/28/10 02:40	75-65-0	
tert-Butyl Formate	ND	ug/L	5000	900	100		01/28/10 02:40	762-75-4	
1,2-Dibromoethane (EDB)	ND	ug/L	500	360	100		01/28/10 02:40	106-93-4	
1,2-Dichloroethane	ND	ug/L	500	130	100		01/28/10 02:40	107-06-2	
Diisopropyl ether	**351J**	ug/L	500	270	100		01/28/10 02:40	108-20-3	
Ethanol	ND	ug/L	20000	17000	100		01/28/10 02:40	64-17-5	
Ethylbenzene	**608**	ug/L	500	110	100		01/28/10 02:40	100-41-4	
Ethyl-tert-butyl ether	ND	ug/L	1000	460	100		01/28/10 02:40	637-92-3	
Methyl-tert-butyl ether	**382J**	ug/L	500	200	100		01/28/10 02:40	1634-04-4	
Naphthalene	**354J**	ug/L	500	290	100		01/28/10 02:40	91-20-3	
Toluene	**7160**	ug/L	500	180	100		01/28/10 02:40	108-88-3	
Xylene (Total)	**3590**	ug/L	1000	270	100		01/28/10 02:40	1330-20-7	
m&p-Xylene	**2070**	ug/L	1000	270	100		01/28/10 02:40	1330-20-7	
o-Xylene	**1520**	ug/L	500	170	100		01/28/10 02:40	95-47-6	
Dibromofluoromethane (S)	105	%	85-115		100		01/28/10 02:40	1868-53-7	
Toluene-d8 (S)	104	%	70-120		100		01/28/10 02:40	2037-26-5	
4-Bromofluorobenzene (S)	97	%	87-109		100		01/28/10 02:40	460-00-4	
1,2-Dichloroethane-d4 (S)	103	%	79-120		100		01/28/10 02:40	17060-07-0	

This report shall not be reproduced, except in full,
without the written consent of Pace Analytical Services, Inc..

ACCREDITED IN ACCORDANCE WITH nelac

Pace Analytical
www.pacelabs.com

Pace Analytical Services, Inc.
2225 Riverside Dr.
Asheville, NC 28804
(828)254-7176

Pace Analytical Services, Inc.
9800 Kincey Ave. Suite 100
Huntersville, NC 28078
(704)875-9092

ANALYTICAL RESULTS

Project: UNIVERSITY MART/CLOUDS
Pace Project No.: 9261875

Sample: MW36 **Lab ID: 9261875030** Collected: 01/18/10 12:10 Received: 01/22/10 16:00 Matrix: Water

Parameters	Results	Units	Report Limit	MDL	DF	Prepared	Analyzed	CAS No.	Qual
8011 GCS EDB and DBCP	Analytical Method: EPA 8011 Preparation Method: EPA 8011								
1,2-Dibromoethane (EDB)	ND	ug/L	0.019	0.019	1	01/28/10 14:23	01/29/10 21:29	106-93-4	
1-Chloro-2-bromopropane (S)	100	%	60-140		1	01/28/10 14:23	01/29/10 21:29	301-79-56	
8260 MSV Oxygenates	Analytical Method: EPA 8260								
tert-Amyl Alcohol	ND	ug/L	100	62.0	1		01/28/10 22:13	75-85-4	
tert-Amylmethyl ether	ND	ug/L	10.0	4.5	1		01/28/10 22:13	994-05-8	
Benzene	ND	ug/L	5.0	1.2	1		01/28/10 22:13	71-43-2	
3,3-Dimethyl-1-Butanol	ND	ug/L	100	48.0	1		01/28/10 22:13	624-95-3	
tert-Butyl Alcohol	ND	ug/L	100	27.0	1		01/28/10 22:13	75-65-0	
tert-Butyl Formate	ND	ug/L	50.0	9.0	1		01/28/10 22:13	762-75-4	
1,2-Dibromoethane (EDB)	ND	ug/L	5.0	3.6	1		01/28/10 22:13	106-93-4	
1,2-Dichloroethane	ND	ug/L	5.0	1.3	1		01/28/10 22:13	107-06-2	
Diisopropyl ether	ND	ug/L	5.0	2.7	1		01/28/10 22:13	108-20-3	
Ethanol	ND	ug/L	200	170	1		01/28/10 22:13	64-17-5	
Ethylbenzene	ND	ug/L	5.0	1.1	1		01/28/10 22:13	100-41-4	
Ethyl-tert-butyl ether	ND	ug/L	10.0	4.6	1		01/28/10 22:13	637-92-3	
Methyl-tert-butyl ether	ND	ug/L	5.0	2.0	1		01/28/10 22:13	1634-04-4	
Naphthalene	ND	ug/L	5.0	2.9	1		01/28/10 22:13	91-20-3	
Toluene	ND	ug/L	5.0	1.8	1		01/28/10 22:13	108-88-3	
Xylene (Total)	ND	ug/L	10.0	2.7	1		01/28/10 22:13	1330-20-7	
m&p-Xylene	ND	ug/L	10.0	2.7	1		01/28/10 22:13	1330-20-7	
o-Xylene	ND	ug/L	5.0	1.7	1		01/28/10 22:13	95-47-6	
Dibromofluoromethane (S)	106	%	85-115		1		01/28/10 22:13	1868-53-7	
Toluene-d8 (S)	102	%	70-120		1		01/28/10 22:13	2037-26-5	
4-Bromofluorobenzene (S)	92	%	87-109		1		01/28/10 22:13	460-00-4	
1,2-Dichloroethane-d4 (S)	115	%	79-120		1		01/28/10 22:13	17060-07-0	

This report shall not be reproduced, except in full,
without the written consent of Pace Analytical Services, Inc..

ACCREDITED IN ACCORDANCE WITH nelac

Pace Analytical®
www.pacelabs.com

Pace Analytical Services, Inc.
2225 Riverside Dr.
Asheville, NC 28804
(828)254-7176

Pace Analytical Services, Inc.
9800 Kincey Ave. Suite 100
Huntersville, NC 28078
(704)875-9092

ANALYTICAL RESULTS

Project: UNIVERSITY MART/CLOUDS
Pace Project No.: 9261875

Sample: MW37 **Lab ID: 9261875031** Collected: 01/18/10 12:20 Received: 01/22/10 16:00 Matrix: Water

Parameters	Results	Units	Report Limit	MDL	DF	Prepared	Analyzed	CAS No.	Qual
8011 GCS EDB and DBCP	Analytical Method: EPA 8011 Preparation Method: EPA 8011								
1,2-Dibromoethane (EDB)	ND	ug/L	0.020	0.020	1	02/01/10 13:27	02/01/10 18:45	106-93-4	
1-Chloro-2-bromopropane (S)	97	%	60-140		1	02/01/10 13:27	02/01/10 18:45	301-79-56	
8260 MSV Oxygenates	Analytical Method: EPA 8260								
tert-Amyl Alcohol	**2400**	ug/L	500	310	5		01/26/10 14:33	75-85-4	
tert-Amylmethyl ether	ND	ug/L	50.0	22.5	5		01/26/10 14:33	994-05-8	
Benzene	**353**	ug/L	25.0	6.0	5		01/26/10 14:33	71-43-2	
3,3-Dimethyl-1-Butanol	ND	ug/L	500	240	5		01/26/10 14:33	624-95-3	
tert-Butyl Alcohol	ND	ug/L	500	135	5		01/26/10 14:33	75-65-0	
tert-Butyl Formate	ND	ug/L	250	45.0	5		01/26/10 14:33	762-75-4	
1,2-Dibromoethane (EDB)	ND	ug/L	25.0	18.0	5		01/26/10 14:33	106-93-4	
1,2-Dichloroethane	ND	ug/L	25.0	6.5	5		01/26/10 14:33	107-06-2	
Diisopropyl ether	ND	ug/L	25.0	13.5	5		01/26/10 14:33	108-20-3	
Ethanol	ND	ug/L	1000	850	5		01/26/10 14:33	64-17-5	
Ethylbenzene	**325**	ug/L	25.0	5.5	5		01/26/10 14:33	100-41-4	
Ethyl-tert-butyl ether	ND	ug/L	50.0	23.0	5		01/26/10 14:33	637-92-3	
Methyl-tert-butyl ether	**20.4J**	ug/L	25.0	10.0	5		01/26/10 14:33	1634-04-4	
Naphthalene	**75.1**	ug/L	25.0	14.5	5		01/26/10 14:33	91-20-3	
Toluene	**417**	ug/L	25.0	9.0	5		01/26/10 14:33	108-88-3	
Xylene (Total)	**794**	ug/L	50.0	13.5	5		01/26/10 14:33	1330-20-7	
m&p-Xylene	**508**	ug/L	50.0	13.5	5		01/26/10 14:33	1330-20-7	
o-Xylene	**286**	ug/L	25.0	8.5	5		01/26/10 14:33	95-47-6	
Dibromofluoromethane (S)	101	%	85-115		5		01/26/10 14:33	1868-53-7	
Toluene-d8 (S)	100	%	70-120		5		01/26/10 14:33	2037-26-5	
4-Bromofluorobenzene (S)	96	%	87-109		5		01/26/10 14:33	460-00-4	
1,2-Dichloroethane-d4 (S)	98	%	79-120		5		01/26/10 14:33	17060-07-0	

This report shall not be reproduced, except in full,
without the written consent of Pace Analytical Services, Inc..

ACCREDITED IN ACCORDANCE WITH nelac

Pace Analytical
www.pacelabs.com

Pace Analytical Services, Inc.
2225 Riverside Dr.
Asheville, NC 28804
(828)254-7176

Pace Analytical Services, Inc.
9800 Kincey Ave. Suite 100
Huntersville, NC 28078
(704)875-9092

ANALYTICAL RESULTS

Project: UNIVERSITY MART/CLOUDS
Pace Project No.: 9261875

Sample: MW38 **Lab ID: 9261875032** Collected: 01/20/10 09:45 Received: 01/22/10 16:00 Matrix: Water

Parameters	Results	Units	Report Limit	MDL	DF	Prepared	Analyzed	CAS No.	Qual
8011 GCS EDB and DBCP	Analytical Method: EPA 8011 Preparation Method: EPA 8011								
1,2-Dibromoethane (EDB)	ND	ug/L	0.020	0.020	1	01/28/10 00:00	01/30/10 08:07	106-93-4	
1-Chloro-2-bromopropane (S)	94	%	60-140		1	01/28/10 00:00	01/30/10 08:07	301-79-56	
8260 MSV Oxygenates	Analytical Method: EPA 8260								
tert-Amyl Alcohol	ND	ug/L	100	62.0	1		01/28/10 03:04	75-85-4	
tert-Amylmethyl ether	ND	ug/L	10.0	4.5	1		01/28/10 03:04	994-05-8	
Benzene	ND	ug/L	5.0	1.2	1		01/28/10 03:04	71-43-2	
3,3-Dimethyl-1-Butanol	ND	ug/L	100	48.0	1		01/28/10 03:04	624-95-3	
tert-Butyl Alcohol	ND	ug/L	100	27.0	1		01/28/10 03:04	75-65-0	
tert-Butyl Formate	ND	ug/L	50.0	9.0	1		01/28/10 03:04	762-75-4	
1,2-Dibromoethane (EDB)	ND	ug/L	5.0	3.6	1		01/28/10 03:04	106-93-4	
1,2-Dichloroethane	ND	ug/L	5.0	1.3	1		01/28/10 03:04	107-06-2	
Diisopropyl ether	ND	ug/L	5.0	2.7	1		01/28/10 03:04	108-20-3	
Ethanol	ND	ug/L	200	170	1		01/28/10 03:04	64-17-5	
Ethylbenzene	ND	ug/L	5.0	1.1	1		01/28/10 03:04	100-41-4	
Ethyl-tert-butyl ether	ND	ug/L	10.0	4.6	1		01/28/10 03:04	637-92-3	
Methyl-tert-butyl ether	ND	ug/L	5.0	2.0	1		01/28/10 03:04	1634-04-4	
Naphthalene	ND	ug/L	5.0	2.9	1		01/28/10 03:04	91-20-3	
Toluene	**2.6J**	ug/L	5.0	1.8	1		01/28/10 03:04	108-88-3	
Xylene (Total)	**10.3**	ug/L	10.0	2.7	1		01/28/10 03:04	1330-20-7	
m&p-Xylene	**6.9J**	ug/L	10.0	2.7	1		01/28/10 03:04	1330-20-7	
o-Xylene	**3.4J**	ug/L	5.0	1.7	1		01/28/10 03:04	95-47-6	
Dibromofluoromethane (S)	103	%	85-115		1		01/28/10 03:04	1868-53-7	
Toluene-d8 (S)	104	%	70-120		1		01/28/10 03:04	2037-26-5	
4-Bromofluorobenzene (S)	96	%	87-109		1		01/28/10 03:04	460-00-4	
1,2-Dichloroethane-d4 (S)	101	%	79-120		1		01/28/10 03:04	17060-07-0	

This report shall not be reproduced, except in full,
without the written consent of Pace Analytical Services, Inc..

ACCREDITED IN ACCORDANCE WITH nelac

Pace Analytical®
www.pacelabs.com

Pace Analytical Services, Inc.
2225 Riverside Dr.
Asheville, NC 28804
(828)254-7176

Pace Analytical Services, Inc.
9800 Kincey Ave. Suite 100
Huntersville, NC 28078
(704)875-9092

ANALYTICAL RESULTS

Project: UNIVERSITY MART/CLOUDS
Pace Project No.: 9261875

Sample: MW39 **Lab ID: 9261875033** Collected: 01/20/10 10:00 Received: 01/22/10 16:00 Matrix: Water

Parameters	Results	Units	Report Limit	MDL	DF	Prepared	Analyzed	CAS No.	Qual
8011 GCS EDB and DBCP	Analytical Method: EPA 8011 Preparation Method: EPA 8011								
1,2-Dibromoethane (EDB)	ND	ug/L	0.020	0.020	1	01/28/10 00:00	01/30/10 08:25	106-93-4	
1-Chloro-2-bromopropane (S)	109	%	60-140		1	01/28/10 00:00	01/30/10 08:25	301-79-56	
8260 MSV Oxygenates	Analytical Method: EPA 8260								
tert-Amyl Alcohol	**3000**	ug/L	2000	1240	20		01/29/10 20:19	75-85-4	
tert-Amylmethyl ether	ND	ug/L	200	90.0	20		01/29/10 20:19	994-05-8	
Benzene	**59.6J**	ug/L	100	24.0	20		01/29/10 20:19	71-43-2	
3,3-Dimethyl-1-Butanol	ND	ug/L	2000	960	20		01/29/10 20:19	624-95-3	
tert-Butyl Alcohol	ND	ug/L	2000	540	20		01/29/10 20:19	75-65-0	
tert-Butyl Formate	ND	ug/L	1000	180	20		01/29/10 20:19	762-75-4	
1,2-Dibromoethane (EDB)	ND	ug/L	100	72.0	20		01/29/10 20:19	106-93-4	
1,2-Dichloroethane	ND	ug/L	100	26.0	20		01/29/10 20:19	107-06-2	
Diisopropyl ether	ND	ug/L	100	54.0	20		01/29/10 20:19	108-20-3	
Ethanol	ND	ug/L	4000	3400	20		01/29/10 20:19	64-17-5	
Ethylbenzene	**486**	ug/L	100	22.0	20		01/29/10 20:19	100-41-4	
Ethyl-tert-butyl ether	ND	ug/L	200	92.0	20		01/29/10 20:19	637-92-3	
Methyl-tert-butyl ether	ND	ug/L	100	40.0	20		01/29/10 20:19	1634-04-4	
Naphthalene	**330**	ug/L	100	58.0	20		01/29/10 20:19	91-20-3	
Toluene	**2400**	ug/L	100	36.0	20		01/29/10 20:19	108-88-3	
Xylene (Total)	**4810**	ug/L	200	54.0	20		01/29/10 20:19	1330-20-7	
m&p-Xylene	**3070**	ug/L	200	54.0	20		01/29/10 20:19	1330-20-7	
o-Xylene	**1740**	ug/L	100	34.0	20		01/29/10 20:19	95-47-6	
Dibromofluoromethane (S)	101	%	85-115		20		01/29/10 20:19	1868-53-7	
Toluene-d8 (S)	103	%	70-120		20		01/29/10 20:19	2037-26-5	
4-Bromofluorobenzene (S)	93	%	87-109		20		01/29/10 20:19	460-00-4	
1,2-Dichloroethane-d4 (S)	106	%	79-120		20		01/29/10 20:19	17060-07-0	

This report shall not be reproduced, except in full,
without the written consent of Pace Analytical Services, Inc..

ACCREDITED IN ACCORDANCE WITH nelac

Pace Analytical
www.pacelabs.com

Pace Analytical Services, Inc.
2225 Riverside Dr.
Asheville, NC 28804
(828)254-7176

Pace Analytical Services, Inc.
9800 Kincey Ave. Suite 100
Huntersville, NC 28078
(704)875-9092

ANALYTICAL RESULTS

Project: UNIVERSITY MART/CLOUDS
Pace Project No.: 9261875

Sample: MW40 **Lab ID: 9261875034** Collected: 01/20/10 10:05 Received: 01/22/10 16:00 Matrix: Water

Parameters	Results	Units	Report Limit	MDL	DF	Prepared	Analyzed	CAS No.	Qual
8011 GCS EDB and DBCP	Analytical Method: EPA 8011 Preparation Method: EPA 8011								
1,2-Dibromoethane (EDB)	ND	ug/L	0.021	0.021	1	01/28/10 00:00	01/30/10 08:43	106-93-4	
1-Chloro-2-bromopropane (S)	67	%	60-140		1	01/28/10 00:00	01/30/10 08:43	301-79-56	
8260 MSV Oxygenates	Analytical Method: EPA 8260								
tert-Amyl Alcohol	ND	ug/L	10000	6200	100		01/28/10 03:52	75-85-4	
tert-Amylmethyl ether	ND	ug/L	1000	450	100		01/28/10 03:52	994-05-8	
Benzene	ND	ug/L	500	120	100		01/28/10 03:52	71-43-2	
3,3-Dimethyl-1-Butanol	ND	ug/L	10000	4800	100		01/28/10 03:52	624-95-3	
tert-Butyl Alcohol	ND	ug/L	10000	2700	100		01/28/10 03:52	75-65-0	
tert-Butyl Formate	ND	ug/L	5000	900	100		01/28/10 03:52	762-75-4	
1,2-Dibromoethane (EDB)	ND	ug/L	500	360	100		01/28/10 03:52	106-93-4	D3,pH
1,2-Dichloroethane	ND	ug/L	500	130	100		01/28/10 03:52	107-06-2	
Diisopropyl ether	ND	ug/L	500	270	100		01/28/10 03:52	108-20-3	
Ethanol	ND	ug/L	20000	17000	100		01/28/10 03:52	64-17-5	
Ethylbenzene	ND	ug/L	500	110	100		01/28/10 03:52	100-41-4	
Ethyl-tert-butyl ether	ND	ug/L	1000	460	100		01/28/10 03:52	637-92-3	
Methyl-tert-butyl ether	ND	ug/L	500	200	100		01/28/10 03:52	1634-04-4	
Naphthalene	ND	ug/L	500	290	100		01/28/10 03:52	91-20-3	
Toluene	**504**	ug/L	500	180	100		01/28/10 03:52	108-88-3	
Xylene (Total)	ND	ug/L	1000	270	100		01/28/10 03:52	1330-20-7	
m&p-Xylene	ND	ug/L	1000	270	100		01/28/10 03:52	1330-20-7	
o-Xylene	ND	ug/L	500	170	100		01/28/10 03:52	95-47-6	
Dibromofluoromethane (S)	103	%	85-115		100		01/28/10 03:52	1868-53-7	
Toluene-d8 (S)	104	%	70-120		100		01/28/10 03:52	2037-26-5	
4-Bromofluorobenzene (S)	96	%	87-109		100		01/28/10 03:52	460-00-4	
1,2-Dichloroethane-d4 (S)	103	%	79-120		100		01/28/10 03:52	17060-07-0	

This report shall not be reproduced, except in full,
without the written consent of Pace Analytical Services, Inc..

ACCREDITED IN ACCORDANCE WITH nelac

Pace Analytical
www.pacelabs.com

Pace Analytical Services, Inc.
2225 Riverside Dr.
Asheville, NC 28804
(828)254-7176

Pace Analytical Services, Inc.
9800 Kincey Ave. Suite 100
Huntersville, NC 28078
(704)875-9092

ANALYTICAL RESULTS

Project: UNIVERSITY MART/CLOUDS
Pace Project No.: 9261875

Sample: MW41 **Lab ID: 9261875035** Collected: 01/20/10 10:15 Received: 01/22/10 16:00 Matrix: Water

Parameters	Results	Units	Report Limit	MDL	DF	Prepared	Analyzed	CAS No.	Qual
8011 GCS EDB and DBCP	Analytical Method: EPA 8011 Preparation Method: EPA 8011								
1,2-Dibromoethane (EDB)	ND	ug/L	0.020	0.020	1	01/28/10 00:00	01/30/10 09:00	106-93-4	
1-Chloro-2-bromopropane (S)	103	%	60-140		1	01/28/10 00:00	01/30/10 09:00	301-79-56	
8260 MSV Oxygenates	Analytical Method: EPA 8260								
tert-Amyl Alcohol	ND	ug/L	100	62.0	1		01/26/10 12:36	75-85-4	
tert-Amylmethyl ether	ND	ug/L	10.0	4.5	1		01/26/10 12:36	994-05-8	
Benzene	**4.6J**	ug/L	5.0	1.2	1		01/26/10 12:36	71-43-2	
3,3-Dimethyl-1-Butanol	ND	ug/L	100	48.0	1		01/26/10 12:36	624-95-3	
tert-Butyl Alcohol	ND	ug/L	100	27.0	1		01/26/10 12:36	75-65-0	
tert-Butyl Formate	ND	ug/L	50.0	9.0	1		01/26/10 12:36	762-75-4	
1,2-Dibromoethane (EDB)	ND	ug/L	5.0	3.6	1		01/26/10 12:36	106-93-4	
1,2-Dichloroethane	ND	ug/L	5.0	1.3	1		01/26/10 12:36	107-06-2	
Diisopropyl ether	ND	ug/L	5.0	2.7	1		01/26/10 12:36	108-20-3	
Ethanol	ND	ug/L	200	170	1		01/26/10 12:36	64-17-5	
Ethylbenzene	**2.5J**	ug/L	5.0	1.1	1		01/26/10 12:36	100-41-4	
Ethyl-tert-butyl ether	ND	ug/L	10.0	4.6	1		01/26/10 12:36	637-92-3	
Methyl-tert-butyl ether	ND	ug/L	5.0	2.0	1		01/26/10 12:36	1634-04-4	
Naphthalene	ND	ug/L	5.0	2.9	1		01/26/10 12:36	91-20-3	
Toluene	**3.4J**	ug/L	5.0	1.8	1		01/26/10 12:36	108-88-3	
Xylene (Total)	ND	ug/L	10.0	2.7	1		01/26/10 12:36	1330-20-7	
m&p-Xylene	ND	ug/L	10.0	2.7	1		01/26/10 12:36	1330-20-7	
o-Xylene	**1.7J**	ug/L	5.0	1.7	1		01/26/10 12:36	95-47-6	
Dibromofluoromethane (S)	100	%	85-115		1		01/26/10 12:36	1868-53-7	
Toluene-d8 (S)	98	%	70-120		1		01/26/10 12:36	2037-26-5	
4-Bromofluorobenzene (S)	93	%	87-109		1		01/26/10 12:36	460-00-4	
1,2-Dichloroethane-d4 (S)	101	%	79-120		1		01/26/10 12:36	17060-07-0	

This report shall not be reproduced, except in full,
without the written consent of Pace Analytical Services, Inc..

ACCREDITED IN ACCORDANCE WITH nelac

Pace Analytical
www.pacelabs.com

Pace Analytical Services, Inc.
2225 Riverside Dr.
Asheville, NC 28804
(828)254-7176

Pace Analytical Services, Inc.
9800 Kincey Ave. Suite 100
Huntersville, NC 28078
(704)875-9092

ANALYTICAL RESULTS

Project: UNIVERSITY MART/CLOUDS
Pace Project No.: 9261875

Sample: MW42 **Lab ID: 9261875036** Collected: 01/20/10 10:05 Received: 01/22/10 16:00 Matrix: Water

Parameters	Results	Units	Report Limit	MDL	DF	Prepared	Analyzed	CAS No.	Qual
8011 GCS EDB and DBCP	Analytical Method: EPA 8011 Preparation Method: EPA 8011								
1,2-Dibromoethane (EDB)	ND	ug/L	0.020	0.020	1	01/29/10 11:34	01/30/10 12:58	106-93-4	
1-Chloro-2-bromopropane (S)	85	%	60-140		1	01/29/10 11:34	01/30/10 12:58	301-79-56	
8260 MSV Oxygenates	Analytical Method: EPA 8260								
tert-Amyl Alcohol	ND	ug/L	100	62.0	1		01/28/10 22:37	75-85-4	
tert-Amylmethyl ether	ND	ug/L	10.0	4.5	1		01/28/10 22:37	994-05-8	
Benzene	ND	ug/L	5.0	1.2	1		01/28/10 22:37	71-43-2	
3,3-Dimethyl-1-Butanol	ND	ug/L	100	48.0	1		01/28/10 22:37	624-95-3	
tert-Butyl Alcohol	ND	ug/L	100	27.0	1		01/28/10 22:37	75-65-0	
tert-Butyl Formate	ND	ug/L	50.0	9.0	1		01/28/10 22:37	762-75-4	
1,2-Dibromoethane (EDB)	ND	ug/L	5.0	3.6	1		01/28/10 22:37	106-93-4	
1,2-Dichloroethane	ND	ug/L	5.0	1.3	1		01/28/10 22:37	107-06-2	
Diisopropyl ether	ND	ug/L	5.0	2.7	1		01/28/10 22:37	108-20-3	
Ethanol	ND	ug/L	200	170	1		01/28/10 22:37	64-17-5	
Ethylbenzene	ND	ug/L	5.0	1.1	1		01/28/10 22:37	100-41-4	
Ethyl-tert-butyl ether	ND	ug/L	10.0	4.6	1		01/28/10 22:37	637-92-3	
Methyl-tert-butyl ether	ND	ug/L	5.0	2.0	1		01/28/10 22:37	1634-04-4	
Naphthalene	ND	ug/L	5.0	2.9	1		01/28/10 22:37	91-20-3	
Toluene	ND	ug/L	5.0	1.8	1		01/28/10 22:37	108-88-3	
Xylene (Total)	**12.2**	ug/L	10.0	2.7	1		01/28/10 22:37	1330-20-7	
m&p-Xylene	**5.4J**	ug/L	10.0	2.7	1		01/28/10 22:37	1330-20-7	
o-Xylene	**6.8**	ug/L	5.0	1.7	1		01/28/10 22:37	95-47-6	
Dibromofluoromethane (S)	103	%	85-115		1		01/28/10 22:37	1868-53-7	
Toluene-d8 (S)	102	%	70-120		1		01/28/10 22:37	2037-26-5	
4-Bromofluorobenzene (S)	93	%	87-109		1		01/28/10 22:37	460-00-4	
1,2-Dichloroethane-d4 (S)	113	%	79-120		1		01/28/10 22:37	17060-07-0	

This report shall not be reproduced, except in full,
without the written consent of Pace Analytical Services, Inc..

ACCREDITED IN ACCORDANCE WITH nelac

Pace Analytical
www.pacelabs.com

Pace Analytical Services, Inc.
2225 Riverside Dr.
Asheville, NC 28804
(828)254-7176

Pace Analytical Services, Inc.
9800 Kincey Ave. Suite 100
Huntersville, NC 28078
(704)875-9092

ANALYTICAL RESULTS

Project: UNIVERSITY MART/CLOUDS
Pace Project No.: 9261875

Sample: MW43 **Lab ID: 9261875037** Collected: 01/19/10 13:15 Received: 01/22/10 16:00 Matrix: Water

Parameters	Results	Units	Report Limit	MDL	DF	Prepared	Analyzed	CAS No.	Qual
8011 GCS EDB and DBCP	Analytical Method: EPA 8011 Preparation Method: EPA 8011								
1,2-Dibromoethane (EDB)	ND	ug/L	0.020	0.020	1	01/28/10 14:23	01/29/10 23:34	106-93-4	
1-Chloro-2-bromopropane (S)	103	%	60-140		1	01/28/10 14:23	01/29/10 23:34	301-79-56	
8260 MSV Oxygenates	Analytical Method: EPA 8260								
tert-Amyl Alcohol	ND	ug/L	100	62.0	1		01/28/10 04:16	75-85-4	
tert-Amylmethyl ether	ND	ug/L	10.0	4.5	1		01/28/10 04:16	994-05-8	
Benzene	**11.0**	ug/L	5.0	1.2	1		01/28/10 04:16	71-43-2	
3,3-Dimethyl-1-Butanol	ND	ug/L	100	48.0	1		01/28/10 04:16	624-95-3	
tert-Butyl Alcohol	ND	ug/L	100	27.0	1		01/28/10 04:16	75-65-0	
tert-Butyl Formate	ND	ug/L	50.0	9.0	1		01/28/10 04:16	762-75-4	
1,2-Dibromoethane (EDB)	ND	ug/L	5.0	3.6	1		01/28/10 04:16	106-93-4	
1,2-Dichloroethane	ND	ug/L	5.0	1.3	1		01/28/10 04:16	107-06-2	
Diisopropyl ether	ND	ug/L	5.0	2.7	1		01/28/10 04:16	108-20-3	
Ethanol	ND	ug/L	200	170	1		01/28/10 04:16	64-17-5	
Ethylbenzene	**1.8J**	ug/L	5.0	1.1	1		01/28/10 04:16	100-41-4	
Ethyl-tert-butyl ether	ND	ug/L	10.0	4.6	1		01/28/10 04:16	637-92-3	
Methyl-tert-butyl ether	ND	ug/L	5.0	2.0	1		01/28/10 04:16	1634-04-4	
Naphthalene	ND	ug/L	5.0	2.9	1		01/28/10 04:16	91-20-3	
Toluene	**30.1**	ug/L	5.0	1.8	1		01/28/10 04:16	108-88-3	
Xylene (Total)	**21.4**	ug/L	10.0	2.7	1		01/28/10 04:16	1330-20-7	
m&p-Xylene	**10.4**	ug/L	10.0	2.7	1		01/28/10 04:16	1330-20-7	
o-Xylene	**11.0**	ug/L	5.0	1.7	1		01/28/10 04:16	95-47-6	
Dibromofluoromethane (S)	102	%	85-115		1		01/28/10 04:16	1868-53-7	
Toluene-d8 (S)	103	%	70-120		1		01/28/10 04:16	2037-26-5	
4-Bromofluorobenzene (S)	97	%	87-109		1		01/28/10 04:16	460-00-4	
1,2-Dichloroethane-d4 (S)	103	%	79-120		1		01/28/10 04:16	17060-07-0	

This report shall not be reproduced, except in full,
without the written consent of Pace Analytical Services, Inc..

ACCREDITED IN ACCORDANCE WITH nelac

Pace Analytical®
www.pacelabs.com

Pace Analytical Services, Inc.
2225 Riverside Dr.
Asheville, NC 28804
(828)254-7176

Pace Analytical Services, Inc.
9800 Kincey Ave. Suite 100
Huntersville, NC 28078
(704)875-9092

ANALYTICAL RESULTS

Project: UNIVERSITY MART/CLOUDS
Pace Project No.: 9261875

Sample: MW44 **Lab ID: 9261875038** Collected: 01/19/10 13:25 Received: 01/22/10 16:00 Matrix: Water

Parameters	Results	Units	Report Limit	MDL	DF	Prepared	Analyzed	CAS No.	Qual
8011 GCS EDB and DBCP	Analytical Method: EPA 8011 Preparation Method: EPA 8011								
1,2-Dibromoethane (EDB)	ND	ug/L	0.020	0.020	1	01/28/10 14:23	01/29/10 23:52	106-93-4	
1-Chloro-2-bromopropane (S)	98	%	60-140		1	01/28/10 14:23	01/29/10 23:52	301-79-56	
8260 MSV Oxygenates	Analytical Method: EPA 8260								
tert-Amyl Alcohol	ND	ug/L	100	62.0	1		01/28/10 04:40	75-85-4	
tert-Amylmethyl ether	ND	ug/L	10.0	4.5	1		01/28/10 04:40	994-05-8	
Benzene	ND	ug/L	5.0	1.2	1		01/28/10 04:40	71-43-2	
3,3-Dimethyl-1-Butanol	ND	ug/L	100	48.0	1		01/28/10 04:40	624-95-3	
tert-Butyl Alcohol	ND	ug/L	100	27.0	1		01/28/10 04:40	75-65-0	
tert-Butyl Formate	ND	ug/L	50.0	9.0	1		01/28/10 04:40	762-75-4	
1,2-Dibromoethane (EDB)	ND	ug/L	5.0	3.6	1		01/28/10 04:40	106-93-4	
1,2-Dichloroethane	ND	ug/L	5.0	1.3	1		01/28/10 04:40	107-06-2	
Diisopropyl ether	ND	ug/L	5.0	2.7	1		01/28/10 04:40	108-20-3	
Ethanol	ND	ug/L	200	170	1		01/28/10 04:40	64-17-5	
Ethylbenzene	ND	ug/L	5.0	1.1	1		01/28/10 04:40	100-41-4	
Ethyl-tert-butyl ether	ND	ug/L	10.0	4.6	1		01/28/10 04:40	637-92-3	
Methyl-tert-butyl ether	ND	ug/L	5.0	2.0	1		01/28/10 04:40	1634-04-4	
Naphthalene	ND	ug/L	5.0	2.9	1		01/28/10 04:40	91-20-3	
Toluene	ND	ug/L	5.0	1.8	1		01/28/10 04:40	108-88-3	
Xylene (Total)	ND	ug/L	10.0	2.7	1		01/28/10 04:40	1330-20-7	
m&p-Xylene	ND	ug/L	10.0	2.7	1		01/28/10 04:40	1330-20-7	
o-Xylene	ND	ug/L	5.0	1.7	1		01/28/10 04:40	95-47-6	
Dibromofluoromethane (S)	104	%	85-115		1		01/28/10 04:40	1868-53-7	
Toluene-d8 (S)	103	%	70-120		1		01/28/10 04:40	2037-26-5	
4-Bromofluorobenzene (S)	96	%	87-109		1		01/28/10 04:40	460-00-4	
1,2-Dichloroethane-d4 (S)	102	%	79-120		1		01/28/10 04:40	17060-07-0	

This report shall not be reproduced, except in full,
without the written consent of Pace Analytical Services, Inc..

ACCREDITED IN ACCORDANCE WITH nelac

Pace Analytical
www.pacelabs.com

Pace Analytical Services, Inc.
2225 Riverside Dr.
Asheville, NC 28804
(828)254-7176

Pace Analytical Services, Inc.
9800 Kincey Ave. Suite 100
Huntersville, NC 28078
(704)875-9092

ANALYTICAL RESULTS

Project: UNIVERSITY MART/CLOUDS
Pace Project No.: 9261875

Sample: MW45 **Lab ID: 9261875039** Collected: 01/19/10 13:50 Received: 01/22/10 16:00 Matrix: Water

Parameters	Results	Units	Report Limit	MDL	DF	Prepared	Analyzed	CAS No.	Qual
8011 GCS EDB and DBCP	Analytical Method: EPA 8011 Preparation Method: EPA 8011								
1,2-Dibromoethane (EDB)	ND	ug/L	0.019	0.019	1	01/28/10 14:23	01/30/10 00:09	106-93-4	
1-Chloro-2-bromopropane (S)	103	%	60-140		1	01/28/10 14:23	01/30/10 00:09	301-79-56	
8260 MSV Oxygenates	Analytical Method: EPA 8260								
tert-Amyl Alcohol	ND	ug/L	100	62.0	1		01/28/10 05:04	75-85-4	
tert-Amylmethyl ether	ND	ug/L	10.0	4.5	1		01/28/10 05:04	994-05-8	
Benzene	ND	ug/L	5.0	1.2	1		01/28/10 05:04	71-43-2	
3,3-Dimethyl-1-Butanol	ND	ug/L	100	48.0	1		01/28/10 05:04	624-95-3	
tert-Butyl Alcohol	ND	ug/L	100	27.0	1		01/28/10 05:04	75-65-0	
tert-Butyl Formate	ND	ug/L	50.0	9.0	1		01/28/10 05:04	762-75-4	
1,2-Dibromoethane (EDB)	ND	ug/L	5.0	3.6	1		01/28/10 05:04	106-93-4	
1,2-Dichloroethane	ND	ug/L	5.0	1.3	1		01/28/10 05:04	107-06-2	
Diisopropyl ether	ND	ug/L	5.0	2.7	1		01/28/10 05:04	108-20-3	
Ethanol	ND	ug/L	200	170	1		01/28/10 05:04	64-17-5	
Ethylbenzene	ND	ug/L	5.0	1.1	1		01/28/10 05:04	100-41-4	
Ethyl-tert-butyl ether	ND	ug/L	10.0	4.6	1		01/28/10 05:04	637-92-3	
Methyl-tert-butyl ether	ND	ug/L	5.0	2.0	1		01/28/10 05:04	1634-04-4	
Naphthalene	ND	ug/L	5.0	2.9	1		01/28/10 05:04	91-20-3	
Toluene	ND	ug/L	5.0	1.8	1		01/28/10 05:04	108-88-3	
Xylene (Total)	ND	ug/L	10.0	2.7	1		01/28/10 05:04	1330-20-7	
m&p-Xylene	ND	ug/L	10.0	2.7	1		01/28/10 05:04	1330-20-7	
o-Xylene	ND	ug/L	5.0	1.7	1		01/28/10 05:04	95-47-6	
Dibromofluoromethane (S)	104	%	85-115		1		01/28/10 05:04	1868-53-7	
Toluene-d8 (S)	103	%	70-120		1		01/28/10 05:04	2037-26-5	
4-Bromofluorobenzene (S)	95	%	87-109		1		01/28/10 05:04	460-00-4	
1,2-Dichloroethane-d4 (S)	103	%	79-120		1		01/28/10 05:04	17060-07-0	

This report shall not be reproduced, except in full,
without the written consent of Pace Analytical Services, Inc..

ACCREDITED IN ACCORDANCE WITH nelac

Pace Analytical
www.pacelabs.com

Pace Analytical Services, Inc.
2225 Riverside Dr.
Asheville, NC 28804
(828)254-7176

Pace Analytical Services, Inc.
9800 Kincey Ave. Suite 100
Huntersville, NC 28078
(704)875-9092

ANALYTICAL RESULTS

Project: UNIVERSITY MART/CLOUDS
Pace Project No.: 9261875

Sample: MW46 **Lab ID: 9261875040** Collected: 01/19/10 13:10 Received: 01/22/10 16:00 Matrix: Water

Parameters	Results	Units	Report Limit	MDL	DF	Prepared	Analyzed	CAS No.	Qual
8011 GCS EDB and DBCP	Analytical Method: EPA 8011 Preparation Method: EPA 8011								
1,2-Dibromoethane (EDB)	ND	ug/L	0.019	0.019	1	01/28/10 14:23	01/30/10 00:27	106-93-4	
1-Chloro-2-bromopropane (S)	112	%	60-140		1	01/28/10 14:23	01/30/10 00:27	301-79-56	
8260 MSV Oxygenates	Analytical Method: EPA 8260								
tert-Amyl Alcohol	ND	ug/L	100	62.0	1		01/26/10 00:25	75-85-4	
tert-Amylmethyl ether	ND	ug/L	10.0	4.5	1		01/26/10 00:25	994-05-8	
Benzene	ND	ug/L	5.0	1.2	1		01/26/10 00:25	71-43-2	
3,3-Dimethyl-1-Butanol	ND	ug/L	100	48.0	1		01/26/10 00:25	624-95-3	
tert-Butyl Alcohol	ND	ug/L	100	27.0	1		01/26/10 00:25	75-65-0	
tert-Butyl Formate	ND	ug/L	50.0	9.0	1		01/26/10 00:25	762-75-4	
1,2-Dibromoethane (EDB)	ND	ug/L	5.0	3.6	1		01/26/10 00:25	106-93-4	
1,2-Dichloroethane	ND	ug/L	5.0	1.3	1		01/26/10 00:25	107-06-2	
Diisopropyl ether	ND	ug/L	5.0	2.7	1		01/26/10 00:25	108-20-3	
Ethanol	ND	ug/L	200	170	1		01/26/10 00:25	64-17-5	
Ethylbenzene	ND	ug/L	5.0	1.1	1		01/26/10 00:25	100-41-4	
Ethyl-tert-butyl ether	ND	ug/L	10.0	4.6	1		01/26/10 00:25	637-92-3	
Methyl-tert-butyl ether	ND	ug/L	5.0	2.0	1		01/26/10 00:25	1634-04-4	
Naphthalene	ND	ug/L	5.0	2.9	1		01/26/10 00:25	91-20-3	
Toluene	ND	ug/L	5.0	1.8	1		01/26/10 00:25	108-88-3	
Xylene (Total)	ND	ug/L	10.0	2.7	1		01/26/10 00:25	1330-20-7	
m&p-Xylene	ND	ug/L	10.0	2.7	1		01/26/10 00:25	1330-20-7	
o-Xylene	ND	ug/L	5.0	1.7	1		01/26/10 00:25	95-47-6	
Dibromofluoromethane (S)	103	%	85-115		1		01/26/10 00:25	1868-53-7	
Toluene-d8 (S)	97	%	70-120		1		01/26/10 00:25	2037-26-5	
4-Bromofluorobenzene (S)	92	%	87-109		1		01/26/10 00:25	460-00-4	
1,2-Dichloroethane-d4 (S)	106	%	79-120		1		01/26/10 00:25	17060-07-0	

This report shall not be reproduced, except in full,
without the written consent of Pace Analytical Services, Inc..

ACCREDITED IN ACCORDANCE WITH nelac

Pace Analytical®
www.pacelabs.com

Pace Analytical Services, Inc.
2225 Riverside Dr.
Asheville, NC 28804
(828)254-7176

Pace Analytical Services, Inc.
9800 Kincey Ave. Suite 100
Huntersville, NC 28078
(704)875-9092

ANALYTICAL RESULTS

Project: UNIVERSITY MART/CLOUDS
Pace Project No.: 9261875

Sample: MW47 **Lab ID: 9261875041** Collected: 01/19/10 13:00 Received: 01/22/10 16:00 Matrix: Water

Parameters	Results	Units	Report Limit	MDL	DF	Prepared	Analyzed	CAS No.	Qual
8011 GCS EDB and DBCP	Analytical Method: EPA 8011 Preparation Method: EPA 8011								
1,2-Dibromoethane (EDB)	ND	ug/L	0.019	0.019	1	01/28/10 14:23	01/30/10 00:45	106-93-4	
1-Chloro-2-bromopropane (S)	108	%	60-140		1	01/28/10 14:23	01/30/10 00:45	301-79-56	
8260 MSV Oxygenates	Analytical Method: EPA 8260								
tert-Amyl Alcohol	ND	ug/L	100	62.0	1		01/26/10 00:43	75-85-4	
tert-Amylmethyl ether	ND	ug/L	10.0	4.5	1		01/26/10 00:43	994-05-8	
Benzene	**6.1**	ug/L	5.0	1.2	1		01/26/10 00:43	71-43-2	
3,3-Dimethyl-1-Butanol	ND	ug/L	100	48.0	1		01/26/10 00:43	624-95-3	
tert-Butyl Alcohol	ND	ug/L	100	27.0	1		01/26/10 00:43	75-65-0	
tert-Butyl Formate	ND	ug/L	50.0	9.0	1		01/26/10 00:43	762-75-4	
1,2-Dibromoethane (EDB)	ND	ug/L	5.0	3.6	1		01/26/10 00:43	106-93-4	
1,2-Dichloroethane	ND	ug/L	5.0	1.3	1		01/26/10 00:43	107-06-2	
Diisopropyl ether	ND	ug/L	5.0	2.7	1		01/26/10 00:43	108-20-3	
Ethanol	ND	ug/L	200	170	1		01/26/10 00:43	64-17-5	
Ethylbenzene	ND	ug/L	5.0	1.1	1		01/26/10 00:43	100-41-4	
Ethyl-tert-butyl ether	ND	ug/L	10.0	4.6	1		01/26/10 00:43	637-92-3	
Methyl-tert-butyl ether	ND	ug/L	5.0	2.0	1		01/26/10 00:43	1634-04-4	
Naphthalene	ND	ug/L	5.0	2.9	1		01/26/10 00:43	91-20-3	
Toluene	ND	ug/L	5.0	1.8	1		01/26/10 00:43	108-88-3	
Xylene (Total)	**3.9J**	ug/L	10.0	2.7	1		01/26/10 00:43	1330-20-7	
m&p-Xylene	ND	ug/L	10.0	2.7	1		01/26/10 00:43	1330-20-7	
o-Xylene	**3.9J**	ug/L	5.0	1.7	1		01/26/10 00:43	95-47-6	
Dibromofluoromethane (S)	101	%	85-115		1		01/26/10 00:43	1868-53-7	
Toluene-d8 (S)	98	%	70-120		1		01/26/10 00:43	2037-26-5	
4-Bromofluorobenzene (S)	94	%	87-109		1		01/26/10 00:43	460-00-4	
1,2-Dichloroethane-d4 (S)	101	%	79-120		1		01/26/10 00:43	17060-07-0	

This report shall not be reproduced, except in full,
without the written consent of Pace Analytical Services, Inc..

ACCREDITED IN ACCORDANCE WITH nelac

Pace Analytical
www.pacelabs.com

Pace Analytical Services, Inc.
2225 Riverside Dr.
Asheville, NC 28804
(828)254-7176

Pace Analytical Services, Inc.
9800 Kincey Ave. Suite 100
Huntersville, NC 28078
(704)875-9092

ANALYTICAL RESULTS

Project: UNIVERSITY MART/CLOUDS
Pace Project No.: 9261875

Sample: MW48 **Lab ID: 9261875042** Collected: 01/20/10 09:20 Received: 01/22/10 16:00 Matrix: Water

Parameters	Results	Units	Report Limit	MDL	DF	Prepared	Analyzed	CAS No.	Qual
8011 GCS EDB and DBCP	Analytical Method: EPA 8011 Preparation Method: EPA 8011								
1,2-Dibromoethane (EDB)	ND	ug/L	0.019	0.019	1	01/29/10 11:35	01/30/10 13:17	106-93-4	
1-Chloro-2-bromopropane (S)	101	%	60-140		1	01/29/10 11:35	01/30/10 13:17	301-79-56	
8260 MSV Oxygenates	Analytical Method: EPA 8260								
tert-Amyl Alcohol	ND	ug/L	100	62.0	1		01/26/10 01:02	75-85-4	
tert-Amylmethyl ether	ND	ug/L	10.0	4.5	1		01/26/10 01:02	994-05-8	
Benzene	ND	ug/L	5.0	1.2	1		01/26/10 01:02	71-43-2	
3,3-Dimethyl-1-Butanol	ND	ug/L	100	48.0	1		01/26/10 01:02	624-95-3	
tert-Butyl Alcohol	ND	ug/L	100	27.0	1		01/26/10 01:02	75-65-0	
tert-Butyl Formate	ND	ug/L	50.0	9.0	1		01/26/10 01:02	762-75-4	
1,2-Dibromoethane (EDB)	ND	ug/L	5.0	3.6	1		01/26/10 01:02	106-93-4	
1,2-Dichloroethane	ND	ug/L	5.0	1.3	1		01/26/10 01:02	107-06-2	
Diisopropyl ether	ND	ug/L	5.0	2.7	1		01/26/10 01:02	108-20-3	
Ethanol	ND	ug/L	200	170	1		01/26/10 01:02	64-17-5	
Ethylbenzene	**1.2J**	ug/L	5.0	1.1	1		01/26/10 01:02	100-41-4	
Ethyl-tert-butyl ether	ND	ug/L	10.0	4.6	1		01/26/10 01:02	637-92-3	
Methyl-tert-butyl ether	ND	ug/L	5.0	2.0	1		01/26/10 01:02	1634-04-4	
Naphthalene	ND	ug/L	5.0	2.9	1		01/26/10 01:02	91-20-3	
Toluene	**4.6J**	ug/L	5.0	1.8	1		01/26/10 01:02	108-88-3	
Xylene (Total)	**13.4**	ug/L	10.0	2.7	1		01/26/10 01:02	1330-20-7	
m&p-Xylene	**7.5J**	ug/L	10.0	2.7	1		01/26/10 01:02	1330-20-7	
o-Xylene	**5.8**	ug/L	5.0	1.7	1		01/26/10 01:02	95-47-6	
Dibromofluoromethane (S)	102	%	85-115		1		01/26/10 01:02	1868-53-7	
Toluene-d8 (S)	98	%	70-120		1		01/26/10 01:02	2037-26-5	
4-Bromofluorobenzene (S)	94	%	87-109		1		01/26/10 01:02	460-00-4	
1,2-Dichloroethane-d4 (S)	103	%	79-120		1		01/26/10 01:02	17060-07-0	

This report shall not be reproduced, except in full,
without the written consent of Pace Analytical Services, Inc..

ACCREDITED IN ACCORDANCE WITH nelac

Pace Analytical
www.pacelabs.com

Pace Analytical Services, Inc.
2225 Riverside Dr.
Asheville, NC 28804
(828)254-7176

Pace Analytical Services, Inc.
9800 Kincey Ave. Suite 100
Huntersville, NC 28078
(704)875-9092

ANALYTICAL RESULTS

Project: UNIVERSITY MART/CLOUDS
Pace Project No.: 9261875

Sample: MW51 **Lab ID: 9261875043** Collected: 01/19/10 10:10 Received: 01/22/10 16:00 Matrix: Water

Parameters	Results	Units	Report Limit	MDL	DF	Prepared	Analyzed	CAS No.	Qual
8011 GCS EDB and DBCP	Analytical Method: EPA 8011 Preparation Method: EPA 8011								
1,2-Dibromoethane (EDB)	ND	ug/L	0.020	0.020	1	01/28/10 14:24	01/30/10 01:03	106-93-4	
1-Chloro-2-bromopropane (S)	101	%	60-140		1	01/28/10 14:24	01/30/10 01:03	301-79-56	
8260 MSV Oxygenates	Analytical Method: EPA 8260								
tert-Amyl Alcohol	ND	ug/L	100	62.0	1		01/26/10 01:20	75-85-4	
tert-Amylmethyl ether	ND	ug/L	10.0	4.5	1		01/26/10 01:20	994-05-8	
Benzene	ND	ug/L	5.0	1.2	1		01/26/10 01:20	71-43-2	
3,3-Dimethyl-1-Butanol	ND	ug/L	100	48.0	1		01/26/10 01:20	624-95-3	
tert-Butyl Alcohol	ND	ug/L	100	27.0	1		01/26/10 01:20	75-65-0	
tert-Butyl Formate	ND	ug/L	50.0	9.0	1		01/26/10 01:20	762-75-4	
1,2-Dibromoethane (EDB)	ND	ug/L	5.0	3.6	1		01/26/10 01:20	106-93-4	
1,2-Dichloroethane	ND	ug/L	5.0	1.3	1		01/26/10 01:20	107-06-2	
Diisopropyl ether	ND	ug/L	5.0	2.7	1		01/26/10 01:20	108-20-3	
Ethanol	ND	ug/L	200	170	1		01/26/10 01:20	64-17-5	
Ethylbenzene	ND	ug/L	5.0	1.1	1		01/26/10 01:20	100-41-4	
Ethyl-tert-butyl ether	ND	ug/L	10.0	4.6	1		01/26/10 01:20	637-92-3	
Methyl-tert-butyl ether	ND	ug/L	5.0	2.0	1		01/26/10 01:20	1634-04-4	
Naphthalene	ND	ug/L	5.0	2.9	1		01/26/10 01:20	91-20-3	
Toluene	ND	ug/L	5.0	1.8	1		01/26/10 01:20	108-88-3	
Xylene (Total)	ND	ug/L	10.0	2.7	1		01/26/10 01:20	1330-20-7	
m&p-Xylene	ND	ug/L	10.0	2.7	1		01/26/10 01:20	1330-20-7	
o-Xylene	ND	ug/L	5.0	1.7	1		01/26/10 01:20	95-47-6	
Dibromofluoromethane (S)	100	%	85-115		1		01/26/10 01:20	1868-53-7	
Toluene-d8 (S)	99	%	70-120		1		01/26/10 01:20	2037-26-5	
4-Bromofluorobenzene (S)	92	%	87-109		1		01/26/10 01:20	460-00-4	
1,2-Dichloroethane-d4 (S)	103	%	79-120		1		01/26/10 01:20	17060-07-0	

This report shall not be reproduced, except in full,
without the written consent of Pace Analytical Services, Inc..

ACCREDITED IN ACCORDANCE WITH nelac

Pace Analytical
www.pacelabs.com

Pace Analytical Services, Inc.
2225 Riverside Dr.
Asheville, NC 28804
(828)254-7176

Pace Analytical Services, Inc.
9800 Kincey Ave. Suite 100
Huntersville, NC 28078
(704)875-9092

ANALYTICAL RESULTS

Project: UNIVERSITY MART/CLOUDS
Pace Project No.: 9261875

Sample: MW53 **Lab ID: 9261875044** Collected: 01/19/10 11:25 Received: 01/22/10 16:00 Matrix: Water

Parameters	Results	Units	Report Limit	MDL	DF	Prepared	Analyzed	CAS No.	Qual
8011 GCS EDB and DBCP	Analytical Method: EPA 8011 Preparation Method: EPA 8011								
1,2-Dibromoethane (EDB)	ND	ug/L	0.019	0.019	1	02/01/10 15:13	02/02/10 01:46	106-93-4	
1-Chloro-2-bromopropane (S)	95	%	60-140		1	02/01/10 15:13	02/02/10 01:46	301-79-56	
8260 MSV Oxygenates	Analytical Method: EPA 8260								
tert-Amyl Alcohol	ND	ug/L	100	62.0	1		01/26/10 01:38	75-85-4	
tert-Amylmethyl ether	ND	ug/L	10.0	4.5	1		01/26/10 01:38	994-05-8	
Benzene	**5.9**	ug/L	5.0	1.2	1		01/26/10 01:38	71-43-2	
3,3-Dimethyl-1-Butanol	ND	ug/L	100	48.0	1		01/26/10 01:38	624-95-3	
tert-Butyl Alcohol	ND	ug/L	100	27.0	1		01/26/10 01:38	75-65-0	
tert-Butyl Formate	ND	ug/L	50.0	9.0	1		01/26/10 01:38	762-75-4	
1,2-Dibromoethane (EDB)	ND	ug/L	5.0	3.6	1		01/26/10 01:38	106-93-4	
1,2-Dichloroethane	ND	ug/L	5.0	1.3	1		01/26/10 01:38	107-06-2	
Diisopropyl ether	ND	ug/L	5.0	2.7	1		01/26/10 01:38	108-20-3	
Ethanol	ND	ug/L	200	170	1		01/26/10 01:38	64-17-5	
Ethylbenzene	**25.7**	ug/L	5.0	1.1	1		01/26/10 01:38	100-41-4	
Ethyl-tert-butyl ether	ND	ug/L	10.0	4.6	1		01/26/10 01:38	637-92-3	
Methyl-tert-butyl ether	ND	ug/L	5.0	2.0	1		01/26/10 01:38	1634-04-4	
Naphthalene	**138**	ug/L	5.0	2.9	1		01/26/10 01:38	91-20-3	
Toluene	**89.4**	ug/L	5.0	1.8	1		01/26/10 01:38	108-88-3	
Xylene (Total)	**311**	ug/L	10.0	2.7	1		01/26/10 01:38	1330-20-7	
m&p-Xylene	**212**	ug/L	10.0	2.7	1		01/26/10 01:38	1330-20-7	
o-Xylene	**99.5**	ug/L	5.0	1.7	1		01/26/10 01:38	95-47-6	
Dibromofluoromethane (S)	100	%	85-115		1		01/26/10 01:38	1868-53-7	
Toluene-d8 (S)	99	%	70-120		1		01/26/10 01:38	2037-26-5	
4-Bromofluorobenzene (S)	98	%	87-109		1		01/26/10 01:38	460-00-4	
1,2-Dichloroethane-d4 (S)	105	%	79-120		1		01/26/10 01:38	17060-07-0	

This report shall not be reproduced, except in full,
without the written consent of Pace Analytical Services, Inc..

ACCREDITED IN ACCORDANCE WITH nelac

Pace Analytical
www.pacelabs.com

Pace Analytical Services, Inc.
2225 Riverside Dr.
Asheville, NC 28804
(828)254-7176

Pace Analytical Services, Inc.
9800 Kincey Ave. Suite 100
Huntersville, NC 28078
(704)875-9092

ANALYTICAL RESULTS

Project: UNIVERSITY MART/CLOUDS
Pace Project No.: 9261875

Sample: MW54 **Lab ID: 9261875072** Collected: 01/19/10 12:15 Received: 01/22/10 16:00 Matrix: Water

Parameters	Results	Units	Report Limit	MDL	DF	Prepared	Analyzed	CAS No.	Qual
8011 GCS EDB and DBCP	Analytical Method: EPA 8011 Preparation Method: EPA 8011								
1,2-Dibromoethane (EDB)	ND	ug/L	0.020	0.020	1	02/01/10 13:28	02/01/10 20:24	106-93-4	
1-Chloro-2-bromopropane (S)	99	%	60-140		1	02/01/10 13:28	02/01/10 20:24	301-79-56	
8260 MSV Oxygenates	Analytical Method: EPA 8260								
tert-Amyl Alcohol	**153**	ug/L	100	62.0	1		01/26/10 15:24	75-85-4	
tert-Amylmethyl ether	**13.6**	ug/L	10.0	4.5	1		01/26/10 15:24	994-05-8	
Benzene	**4.6J**	ug/L	5.0	1.2	1		01/26/10 15:24	71-43-2	
3,3-Dimethyl-1-Butanol	ND	ug/L	100	48.0	1		01/26/10 15:24	624-95-3	
tert-Butyl Alcohol	ND	ug/L	100	27.0	1		01/26/10 15:24	75-65-0	
tert-Butyl Formate	ND	ug/L	50.0	9.0	1		01/26/10 15:24	762-75-4	
1,2-Dibromoethane (EDB)	ND	ug/L	5.0	3.6	1		01/26/10 15:24	106-93-4	
1,2-Dichloroethane	ND	ug/L	5.0	1.3	1		01/26/10 15:24	107-06-2	
Diisopropyl ether	**21.8**	ug/L	5.0	2.7	1		01/26/10 15:24	108-20-3	
Ethanol	ND	ug/L	200	170	1		01/26/10 15:24	64-17-5	
Ethylbenzene	ND	ug/L	5.0	1.1	1		01/26/10 15:24	100-41-4	
Ethyl-tert-butyl ether	ND	ug/L	10.0	4.6	1		01/26/10 15:24	637-92-3	
Methyl-tert-butyl ether	**9.7**	ug/L	5.0	2.0	1		01/26/10 15:24	1634-04-4	
Naphthalene	**4.5J**	ug/L	5.0	2.9	1		01/26/10 15:24	91-20-3	
Toluene	ND	ug/L	5.0	1.8	1		01/26/10 15:24	108-88-3	
Xylene (Total)	ND	ug/L	10.0	2.7	1		01/26/10 15:24	1330-20-7	
m&p-Xylene	ND	ug/L	10.0	2.7	1		01/26/10 15:24	1330-20-7	
o-Xylene	ND	ug/L	5.0	1.7	1		01/26/10 15:24	95-47-6	
Dibromofluoromethane (S)	100	%	85-115		1		01/26/10 15:24	1868-53-7	
Toluene-d8 (S)	103	%	70-120		1		01/26/10 15:24	2037-26-5	
4-Bromofluorobenzene (S)	96	%	87-109		1		01/26/10 15:24	460-00-4	
1,2-Dichloroethane-d4 (S)	100	%	79-120		1		01/26/10 15:24	17060-07-0	

This report shall not be reproduced, except in full,
without the written consent of Pace Analytical Services, Inc..

ACCREDITED IN ACCORDANCE WITH nelac

Pace Analytical
www.pacelabs.com

Pace Analytical Services, Inc.
2225 Riverside Dr.
Asheville, NC 28804
(828)254-7176

Pace Analytical Services, Inc.
9800 Kincey Ave. Suite 100
Huntersville, NC 28078
(704)875-9092

ANALYTICAL RESULTS

Project: UNIVERSITY MART/CLOUDS
Pace Project No.: 9261875

Sample: MW55 **Lab ID: 9261875045** Collected: 01/19/10 11:15 Received: 01/22/10 16:00 Matrix: Water

Parameters	Results	Units	Report Limit	MDL	DF	Prepared	Analyzed	CAS No.	Qual
8011 GCS EDB and DBCP	Analytical Method: EPA 8011 Preparation Method: EPA 8011								
1,2-Dibromoethane (EDB)	ND	ug/L	0.019	0.019	1	01/28/10 00:00	01/30/10 03:25	106-93-4	
1-Chloro-2-bromopropane (S)	107	%	60-140		1	01/28/10 00:00	01/30/10 03:25	301-79-56	
8260 MSV Oxygenates	Analytical Method: EPA 8260								
tert-Amyl Alcohol	ND	ug/L	100	62.0	1		01/26/10 11:59	75-85-4	
tert-Amylmethyl ether	ND	ug/L	10.0	4.5	1		01/26/10 11:59	994-05-8	
Benzene	**6.2**	ug/L	5.0	1.2	1		01/26/10 11:59	71-43-2	
3,3-Dimethyl-1-Butanol	ND	ug/L	100	48.0	1		01/26/10 11:59	624-95-3	
tert-Butyl Alcohol	ND	ug/L	100	27.0	1		01/26/10 11:59	75-65-0	
tert-Butyl Formate	ND	ug/L	50.0	9.0	1		01/26/10 11:59	762-75-4	
1,2-Dibromoethane (EDB)	ND	ug/L	5.0	3.6	1		01/26/10 11:59	106-93-4	
1,2-Dichloroethane	ND	ug/L	5.0	1.3	1		01/26/10 11:59	107-06-2	
Diisopropyl ether	**4.1J**	ug/L	5.0	2.7	1		01/26/10 11:59	108-20-3	
Ethanol	ND	ug/L	200	170	1		01/26/10 11:59	64-17-5	
Ethylbenzene	ND	ug/L	5.0	1.1	1		01/26/10 11:59	100-41-4	
Ethyl-tert-butyl ether	ND	ug/L	10.0	4.6	1		01/26/10 11:59	637-92-3	
Methyl-tert-butyl ether	**33.5**	ug/L	5.0	2.0	1		01/26/10 11:59	1634-04-4	
Naphthalene	**6.4**	ug/L	5.0	2.9	1		01/26/10 11:59	91-20-3	
Toluene	**2.4J**	ug/L	5.0	1.8	1		01/26/10 11:59	108-88-3	
Xylene (Total)	**3.2J**	ug/L	10.0	2.7	1		01/26/10 11:59	1330-20-7	
m&p-Xylene	ND	ug/L	10.0	2.7	1		01/26/10 11:59	1330-20-7	
o-Xylene	**2.8J**	ug/L	5.0	1.7	1		01/26/10 11:59	95-47-6	
Dibromofluoromethane (S)	101	%	85-115		1		01/26/10 11:59	1868-53-7	
Toluene-d8 (S)	96	%	70-120		1		01/26/10 11:59	2037-26-5	
4-Bromofluorobenzene (S)	90	%	87-109		1		01/26/10 11:59	460-00-4	
1,2-Dichloroethane-d4 (S)	105	%	79-120		1		01/26/10 11:59	17060-07-0	

This report shall not be reproduced, except in full,
without the written consent of Pace Analytical Services, Inc..

ACCREDITED IN ACCORDANCE WITH nelac

Pace Analytical®
www.pacelabs.com

Pace Analytical Services, Inc.
2225 Riverside Dr.
Asheville, NC 28804
(828)254-7176

Pace Analytical Services, Inc.
9800 Kincey Ave. Suite 100
Huntersville, NC 28078
(704)875-9092

ANALYTICAL RESULTS

Project: UNIVERSITY MART/CLOUDS
Pace Project No.: 9261875

Sample: MW56 **Lab ID: 9261875046** Collected: 01/19/10 11:25 Received: 01/22/10 16:00 Matrix: Water

Parameters	Results	Units	Report Limit	MDL	DF	Prepared	Analyzed	CAS No.	Qual
8011 GCS EDB and DBCP	Analytical Method: EPA 8011 Preparation Method: EPA 8011								
1,2-Dibromoethane (EDB)	ND	ug/L	0.019	0.019	1	01/28/10 00:00	01/30/10 03:43	106-93-4	
1-Chloro-2-bromopropane (S)	99	%	60-140		1	01/28/10 00:00	01/30/10 03:43	301-79-56	
8260 MSV Oxygenates	Analytical Method: EPA 8260								
tert-Amyl Alcohol	ND	ug/L	100	62.0	1		01/26/10 12:18	75-85-4	
tert-Amylmethyl ether	ND	ug/L	10.0	4.5	1		01/26/10 12:18	994-05-8	
Benzene	ND	ug/L	5.0	1.2	1		01/26/10 12:18	71-43-2	
3,3-Dimethyl-1-Butanol	ND	ug/L	100	48.0	1		01/26/10 12:18	624-95-3	
tert-Butyl Alcohol	ND	ug/L	100	27.0	1		01/26/10 12:18	75-65-0	
tert-Butyl Formate	ND	ug/L	50.0	9.0	1		01/26/10 12:18	762-75-4	
1,2-Dibromoethane (EDB)	ND	ug/L	5.0	3.6	1		01/26/10 12:18	106-93-4	
1,2-Dichloroethane	ND	ug/L	5.0	1.3	1		01/26/10 12:18	107-06-2	
Diisopropyl ether	ND	ug/L	5.0	2.7	1		01/26/10 12:18	108-20-3	
Ethanol	ND	ug/L	200	170	1		01/26/10 12:18	64-17-5	
Ethylbenzene	ND	ug/L	5.0	1.1	1		01/26/10 12:18	100-41-4	
Ethyl-tert-butyl ether	ND	ug/L	10.0	4.6	1		01/26/10 12:18	637-92-3	
Methyl-tert-butyl ether	ND	ug/L	5.0	2.0	1		01/26/10 12:18	1634-04-4	
Naphthalene	**4.0J**	ug/L	5.0	2.9	1		01/26/10 12:18	91-20-3	
Toluene	ND	ug/L	5.0	1.8	1		01/26/10 12:18	108-88-3	
Xylene (Total)	ND	ug/L	10.0	2.7	1		01/26/10 12:18	1330-20-7	
m&p-Xylene	ND	ug/L	10.0	2.7	1		01/26/10 12:18	1330-20-7	
o-Xylene	ND	ug/L	5.0	1.7	1		01/26/10 12:18	95-47-6	
Dibromofluoromethane (S)	101	%	85-115		1		01/26/10 12:18	1868-53-7	
Toluene-d8 (S)	97	%	70-120		1		01/26/10 12:18	2037-26-5	
4-Bromofluorobenzene (S)	93	%	87-109		1		01/26/10 12:18	460-00-4	
1,2-Dichloroethane-d4 (S)	103	%	79-120		1		01/26/10 12:18	17060-07-0	

This report shall not be reproduced, except in full,
without the written consent of Pace Analytical Services, Inc..

ACCREDITED IN ACCORDANCE WITH nelac

Pace Analytical®
www.pacelabs.com

Pace Analytical Services, Inc.
2225 Riverside Dr.
Asheville, NC 28804
(828)254-7176

Pace Analytical Services, Inc.
9800 Kincey Ave. Suite 100
Huntersville, NC 28078
(704)875-9092

ANALYTICAL RESULTS

Project: UNIVERSITY MART/CLOUDS
Pace Project No.: 9261875

Sample: MW57 **Lab ID: 9261875047** Collected: 01/19/10 11:33 Received: 01/22/10 16:00 Matrix: Water

Parameters	Results	Units	Report Limit	MDL	DF	Prepared	Analyzed	CAS No.	Qual
8011 GCS EDB and DBCP	Analytical Method: EPA 8011 Preparation Method: EPA 8011								
1,2-Dibromoethane (EDB)	**0.089**	ug/L	0.020	0.020	1	02/01/10 13:27	02/01/10 19:05	106-93-4	
1-Chloro-2-bromopropane (S)	73	%	60-140		1	02/01/10 13:27	02/01/10 19:05	301-79-56	
8260 MSV Oxygenates	Analytical Method: EPA 8260								
tert-Amyl Alcohol	ND	ug/L	10000	6200	100		01/26/10 02:34	75-85-4	
tert-Amylmethyl ether	ND	ug/L	1000	450	100		01/26/10 02:34	994-05-8	
Benzene	**6390**	ug/L	500	120	100		01/26/10 02:34	71-43-2	
3,3-Dimethyl-1-Butanol	ND	ug/L	10000	4800	100		01/26/10 02:34	624-95-3	
tert-Butyl Alcohol	ND	ug/L	10000	2700	100		01/26/10 02:34	75-65-0	
tert-Butyl Formate	ND	ug/L	5000	900	100		01/26/10 02:34	762-75-4	
1,2-Dibromoethane (EDB)	ND	ug/L	500	360	100		01/26/10 02:34	106-93-4	
1,2-Dichloroethane	ND	ug/L	500	130	100		01/26/10 02:34	107-06-2	
Diisopropyl ether	**386J**	ug/L	500	270	100		01/26/10 02:34	108-20-3	
Ethanol	ND	ug/L	20000	17000	100		01/26/10 02:34	64-17-5	
Ethylbenzene	**1180**	ug/L	500	110	100		01/26/10 02:34	100-41-4	
Ethyl-tert-butyl ether	ND	ug/L	1000	460	100		01/26/10 02:34	637-92-3	
Methyl-tert-butyl ether	**746**	ug/L	500	200	100		01/26/10 02:34	1634-04-4	
Naphthalene	**517**	ug/L	500	290	100		01/26/10 02:34	91-20-3	
Toluene	**6700**	ug/L	500	180	100		01/26/10 02:34	108-88-3	
Xylene (Total)	**4570**	ug/L	1000	270	100		01/26/10 02:34	1330-20-7	
m&p-Xylene	**3270**	ug/L	1000	270	100		01/26/10 02:34	1330-20-7	
o-Xylene	**1300**	ug/L	500	170	100		01/26/10 02:34	95-47-6	
Dibromofluoromethane (S)	101	%	85-115		100		01/26/10 02:34	1868-53-7	
Toluene-d8 (S)	98	%	70-120		100		01/26/10 02:34	2037-26-5	
4-Bromofluorobenzene (S)	96	%	87-109		100		01/26/10 02:34	460-00-4	
1,2-Dichloroethane-d4 (S)	102	%	79-120		100		01/26/10 02:34	17060-07-0	

This report shall not be reproduced, except in full,
without the written consent of Pace Analytical Services, Inc..

ACCREDITED IN ACCORDANCE WITH nelac

Pace Analytical®
www.pacelabs.com

Pace Analytical Services, Inc.
2225 Riverside Dr.
Asheville, NC 28804
(828)254-7176

Pace Analytical Services, Inc.
9800 Kincey Ave. Suite 100
Huntersville, NC 28078
(704)875-9092

ANALYTICAL RESULTS

Project: UNIVERSITY MART/CLOUDS
Pace Project No.: 9261875

Sample: MW58 **Lab ID: 9261875048** Collected: 01/19/10 11:35 Received: 01/22/10 16:00 Matrix: Water

Parameters	Results	Units	Report Limit	MDL	DF	Prepared	Analyzed	CAS No.	Qual
8011 GCS EDB and DBCP	Analytical Method: EPA 8011 Preparation Method: EPA 8011								
1,2-Dibromoethane (EDB)	ND	ug/L	0.019	0.019	1	02/01/10 13:27	02/01/10 19:25	106-93-4	
1-Chloro-2-bromopropane (S)	99	%	60-140		1	02/01/10 13:27	02/01/10 19:25	301-79-56	
8260 MSV Oxygenates	Analytical Method: EPA 8260								
tert-Amyl Alcohol	**2960**	ug/L	200	124	2		01/26/10 14:12	75-85-4	
tert-Amylmethyl ether	**20.5**	ug/L	20.0	9.0	2		01/26/10 14:12	994-05-8	
Benzene	**4.3J**	ug/L	10.0	2.4	2		01/26/10 14:12	71-43-2	
3,3-Dimethyl-1-Butanol	ND	ug/L	200	96.0	2		01/26/10 14:12	624-95-3	
tert-Butyl Alcohol	ND	ug/L	200	54.0	2		01/26/10 14:12	75-65-0	
tert-Butyl Formate	ND	ug/L	100	18.0	2		01/26/10 14:12	762-75-4	
1,2-Dibromoethane (EDB)	ND	ug/L	10.0	7.2	2		01/26/10 14:12	106-93-4	
1,2-Dichloroethane	ND	ug/L	10.0	2.6	2		01/26/10 14:12	107-06-2	
Diisopropyl ether	**226**	ug/L	10.0	5.4	2		01/26/10 14:12	108-20-3	
Ethanol	ND	ug/L	400	340	2		01/26/10 14:12	64-17-5	
Ethylbenzene	**2.4J**	ug/L	10.0	2.2	2		01/26/10 14:12	100-41-4	
Ethyl-tert-butyl ether	ND	ug/L	20.0	9.2	2		01/26/10 14:12	637-92-3	
Methyl-tert-butyl ether	**199**	ug/L	10.0	4.0	2		01/26/10 14:12	1634-04-4	
Naphthalene	**36.3**	ug/L	10.0	5.8	2		01/26/10 14:12	91-20-3	
Toluene	ND	ug/L	10.0	3.6	2		01/26/10 14:12	108-88-3	
Xylene (Total)	ND	ug/L	20.0	5.4	2		01/26/10 14:12	1330-20-7	
m&p-Xylene	ND	ug/L	20.0	5.4	2		01/26/10 14:12	1330-20-7	
o-Xylene	ND	ug/L	10.0	3.4	2		01/26/10 14:12	95-47-6	
Dibromofluoromethane (S)	99	%	85-115		2		01/26/10 14:12	1868-53-7	
Toluene-d8 (S)	96	%	70-120		2		01/26/10 14:12	2037-26-5	
4-Bromofluorobenzene (S)	91	%	87-109		2		01/26/10 14:12	460-00-4	
1,2-Dichloroethane-d4 (S)	98	%	79-120		2		01/26/10 14:12	17060-07-0	

This report shall not be reproduced, except in full,
without the written consent of Pace Analytical Services, Inc..

ACCREDITED IN ACCORDANCE WITH nelac

Pace Analytical
www.pacelabs.com

Pace Analytical Services, Inc.
2225 Riverside Dr.
Asheville, NC 28804
(828)254-7176

Pace Analytical Services, Inc.
9800 Kincey Ave. Suite 100
Huntersville, NC 28078
(704)875-9092

ANALYTICAL RESULTS

Project: UNIVERSITY MART/CLOUDS
Pace Project No.: 9261875

Sample: MW59 **Lab ID: 9261875049** Collected: 01/19/10 14:45 Received: 01/22/10 16:00 Matrix: Water

Parameters	Results	Units	Report Limit	MDL	DF	Prepared	Analyzed	CAS No.	Qual
8011 GCS EDB and DBCP	Analytical Method: EPA 8011 Preparation Method: EPA 8011								
1,2-Dibromoethane (EDB)	ND	ug/L	0.019	0.019	1	02/01/10 13:27	02/01/10 19:45	106-93-4	
1-Chloro-2-bromopropane (S)	84	%	60-140		1	02/01/10 13:27	02/01/10 19:45	301-79-56	
8260 MSV Oxygenates	Analytical Method: EPA 8260								
tert-Amyl Alcohol	ND	ug/L	100	62.0	1		01/26/10 03:11	75-85-4	
tert-Amylmethyl ether	ND	ug/L	10.0	4.5	1		01/26/10 03:11	994-05-8	
Benzene	ND	ug/L	5.0	1.2	1		01/26/10 03:11	71-43-2	
3,3-Dimethyl-1-Butanol	ND	ug/L	100	48.0	1		01/26/10 03:11	624-95-3	
tert-Butyl Alcohol	ND	ug/L	100	27.0	1		01/26/10 03:11	75-65-0	
tert-Butyl Formate	ND	ug/L	50.0	9.0	1		01/26/10 03:11	762-75-4	
1,2-Dibromoethane (EDB)	ND	ug/L	5.0	3.6	1		01/26/10 03:11	106-93-4	
1,2-Dichloroethane	ND	ug/L	5.0	1.3	1		01/26/10 03:11	107-06-2	
Diisopropyl ether	ND	ug/L	5.0	2.7	1		01/26/10 03:11	108-20-3	
Ethanol	ND	ug/L	200	170	1		01/26/10 03:11	64-17-5	
Ethylbenzene	ND	ug/L	5.0	1.1	1		01/26/10 03:11	100-41-4	
Ethyl-tert-butyl ether	ND	ug/L	10.0	4.6	1		01/26/10 03:11	637-92-3	
Methyl-tert-butyl ether	ND	ug/L	5.0	2.0	1		01/26/10 03:11	1634-04-4	
Naphthalene	ND	ug/L	5.0	2.9	1		01/26/10 03:11	91-20-3	
Toluene	ND	ug/L	5.0	1.8	1		01/26/10 03:11	108-88-3	
Xylene (Total)	ND	ug/L	10.0	2.7	1		01/26/10 03:11	1330-20-7	
m&p-Xylene	ND	ug/L	10.0	2.7	1		01/26/10 03:11	1330-20-7	
o-Xylene	ND	ug/L	5.0	1.7	1		01/26/10 03:11	95-47-6	
Dibromofluoromethane (S)	101	%	85-115		1		01/26/10 03:11	1868-53-7	
Toluene-d8 (S)	98	%	70-120		1		01/26/10 03:11	2037-26-5	
4-Bromofluorobenzene (S)	91	%	87-109		1		01/26/10 03:11	460-00-4	
1,2-Dichloroethane-d4 (S)	103	%	79-120		1		01/26/10 03:11	17060-07-0	

This report shall not be reproduced, except in full,
without the written consent of Pace Analytical Services, Inc..

ACCREDITED IN ACCORDANCE WITH nelac

Pace Analytical
www.pacelabs.com

Pace Analytical Services, Inc.
2225 Riverside Dr.
Asheville, NC 28804
(828)254-7176

Pace Analytical Services, Inc.
9800 Kincey Ave. Suite 100
Huntersville, NC 28078
(704)875-9092

ANALYTICAL RESULTS

Project: UNIVERSITY MART/CLOUDS
Pace Project No.: 9261875

Sample: MW60 **Lab ID: 9261875050** Collected: 01/19/10 11:50 Received: 01/22/10 16:00 Matrix: Water

Parameters	Results	Units	Report Limit	MDL	DF	Prepared	Analyzed	CAS No.	Qual
8011 GCS EDB and DBCP	Analytical Method: EPA 8011 Preparation Method: EPA 8011								
1,2-Dibromoethane (EDB)	ND	ug/L	0.020	0.020	1	01/28/10 00:00	01/30/10 05:11	106-93-4	
1-Chloro-2-bromopropane (S)	98	%	60-140		1	01/28/10 00:00	01/30/10 05:11	301-79-56	
8260 MSV Oxygenates	Analytical Method: EPA 8260								
tert-Amyl Alcohol	ND	ug/L	100	62.0	1		01/26/10 03:29	75-85-4	
tert-Amylmethyl ether	ND	ug/L	10.0	4.5	1		01/26/10 03:29	994-05-8	
Benzene	ND	ug/L	5.0	1.2	1		01/26/10 03:29	71-43-2	
3,3-Dimethyl-1-Butanol	ND	ug/L	100	48.0	1		01/26/10 03:29	624-95-3	
tert-Butyl Alcohol	ND	ug/L	100	27.0	1		01/26/10 03:29	75-65-0	
tert-Butyl Formate	ND	ug/L	50.0	9.0	1		01/26/10 03:29	762-75-4	
1,2-Dibromoethane (EDB)	ND	ug/L	5.0	3.6	1		01/26/10 03:29	106-93-4	
1,2-Dichloroethane	ND	ug/L	5.0	1.3	1		01/26/10 03:29	107-06-2	
Diisopropyl ether	ND	ug/L	5.0	2.7	1		01/26/10 03:29	108-20-3	
Ethanol	ND	ug/L	200	170	1		01/26/10 03:29	64-17-5	
Ethylbenzene	ND	ug/L	5.0	1.1	1		01/26/10 03:29	100-41-4	
Ethyl-tert-butyl ether	ND	ug/L	10.0	4.6	1		01/26/10 03:29	637-92-3	
Methyl-tert-butyl ether	ND	ug/L	5.0	2.0	1		01/26/10 03:29	1634-04-4	
Naphthalene	ND	ug/L	5.0	2.9	1		01/26/10 03:29	91-20-3	
Toluene	ND	ug/L	5.0	1.8	1		01/26/10 03:29	108-88-3	
Xylene (Total)	ND	ug/L	10.0	2.7	1		01/26/10 03:29	1330-20-7	
m&p-Xylene	ND	ug/L	10.0	2.7	1		01/26/10 03:29	1330-20-7	
o-Xylene	ND	ug/L	5.0	1.7	1		01/26/10 03:29	95-47-6	
Dibromofluoromethane (S)	102	%	85-115		1		01/26/10 03:29	1868-53-7	
Toluene-d8 (S)	98	%	70-120		1		01/26/10 03:29	2037-26-5	
4-Bromofluorobenzene (S)	92	%	87-109		1		01/26/10 03:29	460-00-4	
1,2-Dichloroethane-d4 (S)	104	%	79-120		1		01/26/10 03:29	17060-07-0	

This report shall not be reproduced, except in full,
without the written consent of Pace Analytical Services, Inc..

ACCREDITED IN ACCORDANCE WITH nelac

Pace Analytical
www.pacelabs.com

Pace Analytical Services, Inc.
2225 Riverside Dr.
Asheville, NC 28804
(828)254-7176

Pace Analytical Services, Inc.
9800 Kincey Ave. Suite 100
Huntersville, NC 28078
(704)875-9092

ANALYTICAL RESULTS

Project: UNIVERSITY MART/CLOUDS
Pace Project No.: 9261875

Sample: MW62 **Lab ID: 9261875051** Collected: 01/20/10 12:00 Received: 01/22/10 16:00 Matrix: Water

Parameters	Results	Units	Report Limit	MDL	DF	Prepared	Analyzed	CAS No.	Qual
8011 GCS EDB and DBCP	Analytical Method: EPA 8011 Preparation Method: EPA 8011								
1,2-Dibromoethane (EDB)	ND	ug/L	0.020	0.020	1	01/29/10 11:35	01/30/10 13:37	106-93-4	
1-Chloro-2-bromopropane (S)	78	%	60-140		1	01/29/10 11:35	01/30/10 13:37	301-79-56	
8260 MSV Oxygenates	Analytical Method: EPA 8260								
tert-Amyl Alcohol	**141**	ug/L	100	62.0	1		01/26/10 03:48	75-85-4	
tert-Amylmethyl ether	ND	ug/L	10.0	4.5	1		01/26/10 03:48	994-05-8	
Benzene	**2.4J**	ug/L	5.0	1.2	1		01/26/10 03:48	71-43-2	
3,3-Dimethyl-1-Butanol	ND	ug/L	100	48.0	1		01/26/10 03:48	624-95-3	
tert-Butyl Alcohol	ND	ug/L	100	27.0	1		01/26/10 03:48	75-65-0	
tert-Butyl Formate	ND	ug/L	50.0	9.0	1		01/26/10 03:48	762-75-4	
1,2-Dibromoethane (EDB)	ND	ug/L	5.0	3.6	1		01/26/10 03:48	106-93-4	
1,2-Dichloroethane	ND	ug/L	5.0	1.3	1		01/26/10 03:48	107-06-2	
Diisopropyl ether	ND	ug/L	5.0	2.7	1		01/26/10 03:48	108-20-3	
Ethanol	ND	ug/L	200	170	1		01/26/10 03:48	64-17-5	
Ethylbenzene	ND	ug/L	5.0	1.1	1		01/26/10 03:48	100-41-4	
Ethyl-tert-butyl ether	ND	ug/L	10.0	4.6	1		01/26/10 03:48	637-92-3	
Methyl-tert-butyl ether	ND	ug/L	5.0	2.0	1		01/26/10 03:48	1634-04-4	
Naphthalene	**2.9J**	ug/L	5.0	2.9	1		01/26/10 03:48	91-20-3	
Toluene	ND	ug/L	5.0	1.8	1		01/26/10 03:48	108-88-3	
Xylene (Total)	ND	ug/L	10.0	2.7	1		01/26/10 03:48	1330-20-7	
m&p-Xylene	ND	ug/L	10.0	2.7	1		01/26/10 03:48	1330-20-7	
o-Xylene	ND	ug/L	5.0	1.7	1		01/26/10 03:48	95-47-6	
Dibromofluoromethane (S)	101	%	85-115		1		01/26/10 03:48	1868-53-7	
Toluene-d8 (S)	98	%	70-120		1		01/26/10 03:48	2037-26-5	
4-Bromofluorobenzene (S)	94	%	87-109		1		01/26/10 03:48	460-00-4	
1,2-Dichloroethane-d4 (S)	103	%	79-120		1		01/26/10 03:48	17060-07-0	

This report shall not be reproduced, except in full,
without the written consent of Pace Analytical Services, Inc..

ACCREDITED IN ACCORDANCE WITH nelac

Pace Analytical®
www.pacelabs.com

Pace Analytical Services, Inc.
2225 Riverside Dr.
Asheville, NC 28804
(828)254-7176

Pace Analytical Services, Inc.
9800 Kincey Ave. Suite 100
Huntersville, NC 28078
(704)875-9092

ANALYTICAL RESULTS

Project: UNIVERSITY MART/CLOUDS
Pace Project No.: 9261875

Sample: MW63 **Lab ID: 9261875052** Collected: 01/20/10 12:10 Received: 01/22/10 16:00 Matrix: Water

Parameters	Results	Units	Report Limit	MDL	DF	Prepared	Analyzed	CAS No.	Qual
8011 GCS EDB and DBCP	Analytical Method: EPA 8011 Preparation Method: EPA 8011								
1,2-Dibromoethane (EDB)	**0.15**	ug/L	0.020	0.020	1	01/29/10 13:04	02/01/10 16:46	106-93-4	
1-Chloro-2-bromopropane (S)	98	%	60-140		1	01/29/10 13:04	02/01/10 16:46	301-79-56	
8260 MSV Oxygenates	Analytical Method: EPA 8260								
tert-Amyl Alcohol	ND	ug/L	100	62.0	1		01/26/10 04:06	75-85-4	
tert-Amylmethyl ether	ND	ug/L	10.0	4.5	1		01/26/10 04:06	994-05-8	
Benzene	ND	ug/L	5.0	1.2	1		01/26/10 04:06	71-43-2	
3,3-Dimethyl-1-Butanol	ND	ug/L	100	48.0	1		01/26/10 04:06	624-95-3	
tert-Butyl Alcohol	ND	ug/L	100	27.0	1		01/26/10 04:06	75-65-0	
tert-Butyl Formate	ND	ug/L	50.0	9.0	1		01/26/10 04:06	762-75-4	
1,2-Dibromoethane (EDB)	ND	ug/L	5.0	3.6	1		01/26/10 04:06	106-93-4	
1,2-Dichloroethane	ND	ug/L	5.0	1.3	1		01/26/10 04:06	107-06-2	
Diisopropyl ether	ND	ug/L	5.0	2.7	1		01/26/10 04:06	108-20-3	
Ethanol	ND	ug/L	200	170	1		01/26/10 04:06	64-17-5	
Ethylbenzene	ND	ug/L	5.0	1.1	1		01/26/10 04:06	100-41-4	
Ethyl-tert-butyl ether	ND	ug/L	10.0	4.6	1		01/26/10 04:06	637-92-3	
Methyl-tert-butyl ether	ND	ug/L	5.0	2.0	1		01/26/10 04:06	1634-04-4	
Naphthalene	ND	ug/L	5.0	2.9	1		01/26/10 04:06	91-20-3	
Toluene	ND	ug/L	5.0	1.8	1		01/26/10 04:06	108-88-3	
Xylene (Total)	ND	ug/L	10.0	2.7	1		01/26/10 04:06	1330-20-7	
m&p-Xylene	ND	ug/L	10.0	2.7	1		01/26/10 04:06	1330-20-7	
o-Xylene	ND	ug/L	5.0	1.7	1		01/26/10 04:06	95-47-6	
Dibromofluoromethane (S)	100	%	85-115		1		01/26/10 04:06	1868-53-7	
Toluene-d8 (S)	99	%	70-120		1		01/26/10 04:06	2037-26-5	
4-Bromofluorobenzene (S)	92	%	87-109		1		01/26/10 04:06	460-00-4	
1,2-Dichloroethane-d4 (S)	103	%	79-120		1		01/26/10 04:06	17060-07-0	

This report shall not be reproduced, except in full,
without the written consent of Pace Analytical Services, Inc..

ACCREDITED IN ACCORDANCE WITH nelac

Pace Analytical
www.pacelabs.com

Pace Analytical Services, Inc.
2225 Riverside Dr.
Asheville, NC 28804
(828)254-7176

Pace Analytical Services, Inc.
9800 Kincey Ave. Suite 100
Huntersville, NC 28078
(704)875-9092

ANALYTICAL RESULTS

Project: UNIVERSITY MART/CLOUDS
Pace Project No.: 9261875

Sample: MW64 **Lab ID: 9261875053** Collected: 01/20/10 12:55 Received: 01/22/10 16:00 Matrix: Water

Parameters	Results	Units	Report Limit	MDL	DF	Prepared	Analyzed	CAS No.	Qual
8011 GCS EDB and DBCP	Analytical Method: EPA 8011 Preparation Method: EPA 8011								
1,2-Dibromoethane (EDB)	**0.13**	ug/L	0.019	0.019	1	01/29/10 13:05	02/01/10 17:40	106-93-4	
1-Chloro-2-bromopropane (S)	118	%	60-140		1	01/29/10 13:05	02/01/10 17:40	301-79-56	
8260 MSV Oxygenates	Analytical Method: EPA 8260								
tert-Amyl Alcohol	**4010**	ug/L	200	124	2		01/26/10 15:00	75-85-4	
tert-Amylmethyl ether	**111**	ug/L	20.0	9.0	2		01/26/10 15:00	994-05-8	
Benzene	**3240**	ug/L	500	120	100		01/27/10 21:06	71-43-2	
3,3-Dimethyl-1-Butanol	ND	ug/L	200	96.0	2		01/26/10 15:00	624-95-3	
tert-Butyl Alcohol	**1180**	ug/L	200	54.0	2		01/26/10 15:00	75-65-0	
tert-Butyl Formate	ND	ug/L	100	18.0	2		01/26/10 15:00	762-75-4	
1,2-Dibromoethane (EDB)	ND	ug/L	10.0	7.2	2		01/26/10 15:00	106-93-4	
1,2-Dichloroethane	**12.6**	ug/L	10.0	2.6	2		01/26/10 15:00	107-06-2	
Diisopropyl ether	**783**	ug/L	10.0	5.4	2		01/26/10 15:00	108-20-3	E
Ethanol	ND	ug/L	400	340	2		01/26/10 15:00	64-17-5	
Ethylbenzene	**195**	ug/L	10.0	2.2	2		01/26/10 15:00	100-41-4	
Ethyl-tert-butyl ether	ND	ug/L	20.0	9.2	2		01/26/10 15:00	637-92-3	
Methyl-tert-butyl ether	**1060**	ug/L	500	200	100		01/27/10 21:06	1634-04-4	
Naphthalene	**350**	ug/L	10.0	5.8	2		01/26/10 15:00	91-20-3	
Toluene	**2020**	ug/L	500	180	100		01/27/10 21:06	108-88-3	
Xylene (Total)	**1250**	ug/L	1000	270	100		01/27/10 21:06	1330-20-7	
m&p-Xylene	**728**	ug/L	20.0	5.4	2		01/26/10 15:00	1330-20-7	
o-Xylene	**518**	ug/L	500	170	100		01/27/10 21:06	95-47-6	
Dibromofluoromethane (S)	89	%	85-115		2		01/26/10 15:00	1868-53-7	
Toluene-d8 (S)	101	%	70-120		2		01/26/10 15:00	2037-26-5	
4-Bromofluorobenzene (S)	100	%	87-109		2		01/26/10 15:00	460-00-4	
1,2-Dichloroethane-d4 (S)	102	%	79-120		2		01/26/10 15:00	17060-07-0	

This report shall not be reproduced, except in full,
without the written consent of Pace Analytical Services, Inc..

ACCREDITED IN ACCORDANCE WITH nelac

Pace Analytical®
www.pacelabs.com

Pace Analytical Services, Inc.
2225 Riverside Dr.
Asheville, NC 28804
(828)254-7176

Pace Analytical Services, Inc.
9800 Kincey Ave. Suite 100
Huntersville, NC 28078
(704)875-9092

ANALYTICAL RESULTS

Project: UNIVERSITY MART/CLOUDS
Pace Project No.: 9261875

Sample: MW65 **Lab ID: 9261875054** Collected: 01/20/10 12:20 Received: 01/22/10 16:00 Matrix: Water

Parameters	Results	Units	Report Limit	MDL	DF	Prepared	Analyzed	CAS No.	Qual
8011 GCS EDB and DBCP	Analytical Method: EPA 8011 Preparation Method: EPA 8011								
1,2-Dibromoethane (EDB)	ND	ug/L	0.020	0.020	1	01/29/10 13:05	02/01/10 17:59	106-93-4	
1-Chloro-2-bromopropane (S)	103	%	60-140		1	01/29/10 13:05	02/01/10 17:59	301-79-56	
8260 MSV Oxygenates	Analytical Method: EPA 8260								
tert-Amyl Alcohol	**2570**	ug/L	1000	620	10		01/26/10 14:09	75-85-4	
tert-Amylmethyl ether	**137**	ug/L	100	45.0	10		01/26/10 14:09	994-05-8	
Benzene	**748**	ug/L	50.0	12.0	10		01/26/10 14:09	71-43-2	
3,3-Dimethyl-1-Butanol	ND	ug/L	1000	480	10		01/26/10 14:09	624-95-3	
tert-Butyl Alcohol	ND	ug/L	1000	270	10		01/26/10 14:09	75-65-0	
tert-Butyl Formate	ND	ug/L	500	90.0	10		01/26/10 14:09	762-75-4	
1,2-Dibromoethane (EDB)	ND	ug/L	50.0	36.0	10		01/26/10 14:09	106-93-4	
1,2-Dichloroethane	ND	ug/L	50.0	13.0	10		01/26/10 14:09	107-06-2	
Diisopropyl ether	**35.5J**	ug/L	50.0	27.0	10		01/26/10 14:09	108-20-3	
Ethanol	ND	ug/L	2000	1700	10		01/26/10 14:09	64-17-5	
Ethylbenzene	**21.6J**	ug/L	50.0	11.0	10		01/26/10 14:09	100-41-4	
Ethyl-tert-butyl ether	ND	ug/L	100	46.0	10		01/26/10 14:09	637-92-3	
Methyl-tert-butyl ether	**40.7J**	ug/L	50.0	20.0	10		01/26/10 14:09	1634-04-4	
Naphthalene	ND	ug/L	50.0	29.0	10		01/26/10 14:09	91-20-3	
Toluene	**530**	ug/L	50.0	18.0	10		01/26/10 14:09	108-88-3	
Xylene (Total)	**274**	ug/L	100	27.0	10		01/26/10 14:09	1330-20-7	
m&p-Xylene	**239**	ug/L	100	27.0	10		01/26/10 14:09	1330-20-7	
o-Xylene	**35.0J**	ug/L	50.0	17.0	10		01/26/10 14:09	95-47-6	
Dibromofluoromethane (S)	102	%	85-115		10		01/26/10 14:09	1868-53-7	
Toluene-d8 (S)	103	%	70-120		10		01/26/10 14:09	2037-26-5	
4-Bromofluorobenzene (S)	96	%	87-109		10		01/26/10 14:09	460-00-4	
1,2-Dichloroethane-d4 (S)	102	%	79-120		10		01/26/10 14:09	17060-07-0	

This report shall not be reproduced, except in full,
without the written consent of Pace Analytical Services, Inc..

ACCREDITED IN ACCORDANCE WITH nelac

Pace Analytical
www.pacelabs.com

Pace Analytical Services, Inc.
2225 Riverside Dr.
Asheville, NC 28804
(828)254-7176

Pace Analytical Services, Inc.
9800 Kincey Ave. Suite 100
Huntersville, NC 28078
(704)875-9092

ANALYTICAL RESULTS

Project: UNIVERSITY MART/CLOUDS
Pace Project No.: 9261875

Sample: MW66 **Lab ID: 9261875055** Collected: 01/20/10 13:09 Received: 01/22/10 16:00 Matrix: Water

Parameters	Results	Units	Report Limit	MDL	DF	Prepared	Analyzed	CAS No.	Qual
8011 GCS EDB and DBCP	Analytical Method: EPA 8011 Preparation Method: EPA 8011								
1,2-Dibromoethane (EDB)	ND	ug/L	0.020	0.020	1	01/29/10 13:05	02/01/10 18:17	106-93-4	
1-Chloro-2-bromopropane (S)	89	%	60-140		1	01/29/10 13:05	02/01/10 18:17	301-79-56	
8260 MSV Oxygenates	Analytical Method: EPA 8260								
tert-Amyl Alcohol	ND	ug/L	100	62.0	1		01/26/10 16:12	75-85-4	
tert-Amylmethyl ether	ND	ug/L	10.0	4.5	1		01/26/10 16:12	994-05-8	
Benzene	ND	ug/L	5.0	1.2	1		01/26/10 16:12	71-43-2	
3,3-Dimethyl-1-Butanol	ND	ug/L	100	48.0	1		01/26/10 16:12	624-95-3	
tert-Butyl Alcohol	ND	ug/L	100	27.0	1		01/26/10 16:12	75-65-0	
tert-Butyl Formate	ND	ug/L	50.0	9.0	1		01/26/10 16:12	762-75-4	
1,2-Dibromoethane (EDB)	ND	ug/L	5.0	3.6	1		01/26/10 16:12	106-93-4	
1,2-Dichloroethane	ND	ug/L	5.0	1.3	1		01/26/10 16:12	107-06-2	
Diisopropyl ether	ND	ug/L	5.0	2.7	1		01/26/10 16:12	108-20-3	
Ethanol	ND	ug/L	200	170	1		01/26/10 16:12	64-17-5	
Ethylbenzene	**28.2**	ug/L	5.0	1.1	1		01/26/10 16:12	100-41-4	
Ethyl-tert-butyl ether	ND	ug/L	10.0	4.6	1		01/26/10 16:12	637-92-3	
Methyl-tert-butyl ether	ND	ug/L	5.0	2.0	1		01/26/10 16:12	1634-04-4	
Naphthalene	**53.2**	ug/L	5.0	2.9	1		01/26/10 16:12	91-20-3	
Toluene	**3.2J**	ug/L	5.0	1.8	1		01/26/10 16:12	108-88-3	
Xylene (Total)	**3.9J**	ug/L	10.0	2.7	1		01/26/10 16:12	1330-20-7	
m&p-Xylene	**2.7J**	ug/L	10.0	2.7	1		01/26/10 16:12	1330-20-7	
o-Xylene	ND	ug/L	5.0	1.7	1		01/26/10 16:12	95-47-6	
Dibromofluoromethane (S)	102	%	85-115		1		01/26/10 16:12	1868-53-7	
Toluene-d8 (S)	104	%	70-120		1		01/26/10 16:12	2037-26-5	
4-Bromofluorobenzene (S)	97	%	87-109		1		01/26/10 16:12	460-00-4	
1,2-Dichloroethane-d4 (S)	100	%	79-120		1		01/26/10 16:12	17060-07-0	

This report shall not be reproduced, except in full,
without the written consent of Pace Analytical Services, Inc..

ACCREDITED IN ACCORDANCE WITH nelac

Pace Analytical
www.pacelabs.com

Pace Analytical Services, Inc.
2225 Riverside Dr.
Asheville, NC 28804
(828)254-7176

Pace Analytical Services, Inc.
9800 Kincey Ave. Suite 100
Huntersville, NC 28078
(704)875-9092

ANALYTICAL RESULTS

Project: UNIVERSITY MART/CLOUDS
Pace Project No.: 9261875

Sample: MW67 **Lab ID: 9261875056** Collected: 01/20/10 09:50 Received: 01/22/10 16:00 Matrix: Water

Parameters	Results	Units	Report Limit	MDL	DF	Prepared	Analyzed	CAS No.	Qual
8011 GCS EDB and DBCP	Analytical Method: EPA 8011 Preparation Method: EPA 8011								
1,2-Dibromoethane (EDB)	ND	ug/L	0.019	0.019	1	01/29/10 13:05	02/01/10 18:35	106-93-4	
1-Chloro-2-bromopropane (S)	88	%	60-140		1	01/29/10 13:05	02/01/10 18:35	301-79-56	
8260 MSV Oxygenates	Analytical Method: EPA 8260								
tert-Amyl Alcohol	ND	ug/L	100	62.0	1		01/26/10 04:25	75-85-4	
tert-Amylmethyl ether	ND	ug/L	10.0	4.5	1		01/26/10 04:25	994-05-8	
Benzene	ND	ug/L	5.0	1.2	1		01/26/10 04:25	71-43-2	
3,3-Dimethyl-1-Butanol	ND	ug/L	100	48.0	1		01/26/10 04:25	624-95-3	
tert-Butyl Alcohol	ND	ug/L	100	27.0	1		01/26/10 04:25	75-65-0	
tert-Butyl Formate	ND	ug/L	50.0	9.0	1		01/26/10 04:25	762-75-4	
1,2-Dibromoethane (EDB)	ND	ug/L	5.0	3.6	1		01/26/10 04:25	106-93-4	
1,2-Dichloroethane	ND	ug/L	5.0	1.3	1		01/26/10 04:25	107-06-2	
Diisopropyl ether	ND	ug/L	5.0	2.7	1		01/26/10 04:25	108-20-3	
Ethanol	ND	ug/L	200	170	1		01/26/10 04:25	64-17-5	
Ethylbenzene	ND	ug/L	5.0	1.1	1		01/26/10 04:25	100-41-4	
Ethyl-tert-butyl ether	ND	ug/L	10.0	4.6	1		01/26/10 04:25	637-92-3	
Methyl-tert-butyl ether	ND	ug/L	5.0	2.0	1		01/26/10 04:25	1634-04-4	
Naphthalene	ND	ug/L	5.0	2.9	1		01/26/10 04:25	91-20-3	
Toluene	ND	ug/L	5.0	1.8	1		01/26/10 04:25	108-88-3	
Xylene (Total)	ND	ug/L	10.0	2.7	1		01/26/10 04:25	1330-20-7	
m&p-Xylene	ND	ug/L	10.0	2.7	1		01/26/10 04:25	1330-20-7	
o-Xylene	ND	ug/L	5.0	1.7	1		01/26/10 04:25	95-47-6	
Dibromofluoromethane (S)	101	%	85-115		1		01/26/10 04:25	1868-53-7	
Toluene-d8 (S)	99	%	70-120		1		01/26/10 04:25	2037-26-5	
4-Bromofluorobenzene (S)	93	%	87-109		1		01/26/10 04:25	460-00-4	
1,2-Dichloroethane-d4 (S)	102	%	79-120		1		01/26/10 04:25	17060-07-0	

This report shall not be reproduced, except in full,
without the written consent of Pace Analytical Services, Inc..

ACCREDITED IN ACCORDANCE WITH nelac

Pace Analytical®
www.pacelabs.com

Pace Analytical Services, Inc.
2225 Riverside Dr.
Asheville, NC 28804
(828)254-7176

Pace Analytical Services, Inc.
9800 Kincey Ave. Suite 100
Huntersville, NC 28078
(704)875-9092

ANALYTICAL RESULTS

Project: UNIVERSITY MART/CLOUDS
Pace Project No.: 9261875

Sample: MW68 **Lab ID: 9261875057** Collected: 01/20/10 12:45 Received: 01/22/10 16:00 Matrix: Water

Parameters	Results	Units	Report Limit	MDL	DF	Prepared	Analyzed	CAS No.	Qual
8011 GCS EDB and DBCP	Analytical Method: EPA 8011 Preparation Method: EPA 8011								
1,2-Dibromoethane (EDB)	**0.16**	ug/L	0.020	0.020	1	01/29/10 13:05	02/01/10 18:53	106-93-4	
1-Chloro-2-bromopropane (S)	102	%	60-140		1	01/29/10 13:05	02/01/10 18:53	301-79-56	
8260 MSV Oxygenates	Analytical Method: EPA 8260								
tert-Amyl Alcohol	**178**	ug/L	100	62.0	1		01/27/10 23:53	75-85-4	
tert-Amylmethyl ether	ND	ug/L	10.0	4.5	1		01/27/10 23:53	994-05-8	
Benzene	**5.3**	ug/L	5.0	1.2	1		01/27/10 23:53	71-43-2	
3,3-Dimethyl-1-Butanol	ND	ug/L	100	48.0	1		01/27/10 23:53	624-95-3	
tert-Butyl Alcohol	ND	ug/L	100	27.0	1		01/27/10 23:53	75-65-0	
tert-Butyl Formate	ND	ug/L	50.0	9.0	1		01/27/10 23:53	762-75-4	
1,2-Dibromoethane (EDB)	ND	ug/L	5.0	3.6	1		01/27/10 23:53	106-93-4	
1,2-Dichloroethane	ND	ug/L	5.0	1.3	1		01/27/10 23:53	107-06-2	
Diisopropyl ether	ND	ug/L	5.0	2.7	1		01/27/10 23:53	108-20-3	
Ethanol	ND	ug/L	200	170	1		01/27/10 23:53	64-17-5	
Ethylbenzene	ND	ug/L	5.0	1.1	1		01/27/10 23:53	100-41-4	
Ethyl-tert-butyl ether	ND	ug/L	10.0	4.6	1		01/27/10 23:53	637-92-3	
Methyl-tert-butyl ether	ND	ug/L	5.0	2.0	1		01/27/10 23:53	1634-04-4	
Naphthalene	**3.9J**	ug/L	5.0	2.9	1		01/27/10 23:53	91-20-3	
Toluene	ND	ug/L	5.0	1.8	1		01/27/10 23:53	108-88-3	
Xylene (Total)	ND	ug/L	10.0	2.7	1		01/27/10 23:53	1330-20-7	
m&p-Xylene	ND	ug/L	10.0	2.7	1		01/27/10 23:53	1330-20-7	
o-Xylene	ND	ug/L	5.0	1.7	1		01/27/10 23:53	95-47-6	
Dibromofluoromethane (S)	103	%	85-115		1		01/27/10 23:53	1868-53-7	
Toluene-d8 (S)	104	%	70-120		1		01/27/10 23:53	2037-26-5	
4-Bromofluorobenzene (S)	95	%	87-109		1		01/27/10 23:53	460-00-4	
1,2-Dichloroethane-d4 (S)	99	%	79-120		1		01/27/10 23:53	17060-07-0	

This report shall not be reproduced, except in full,
without the written consent of Pace Analytical Services, Inc..

ACCREDITED IN ACCORDANCE WITH nelac

Pace Analytical®
www.pacelabs.com

Pace Analytical Services, Inc.
2225 Riverside Dr.
Asheville, NC 28804
(828)254-7176

Pace Analytical Services, Inc.
9800 Kincey Ave. Suite 100
Huntersville, NC 28078
(704)875-9092

ANALYTICAL RESULTS

Project: UNIVERSITY MART/CLOUDS
Pace Project No.: 9261875

Sample: MW69 **Lab ID: 9261875058** Collected: 01/20/10 13:09 Received: 01/22/10 16:00 Matrix: Water

Parameters	Results	Units	Report Limit	MDL	DF	Prepared	Analyzed	CAS No.	Qual
8011 GCS EDB and DBCP	Analytical Method: EPA 8011 Preparation Method: EPA 8011								
1,2-Dibromoethane (EDB)	ND	ug/L	0.020	0.020	1	01/29/10 13:05	02/01/10 19:11	106-93-4	
1-Chloro-2-bromopropane (S)	91	%	60-140		1	01/29/10 13:05	02/01/10 19:11	301-79-56	
8260 MSV Oxygenates	Analytical Method: EPA 8260								
tert-Amyl Alcohol	ND	ug/L	100	62.0	1		01/26/10 04:43	75-85-4	
tert-Amylmethyl ether	ND	ug/L	10.0	4.5	1		01/26/10 04:43	994-05-8	
Benzene	ND	ug/L	5.0	1.2	1		01/26/10 04:43	71-43-2	
3,3-Dimethyl-1-Butanol	ND	ug/L	100	48.0	1		01/26/10 04:43	624-95-3	
tert-Butyl Alcohol	ND	ug/L	100	27.0	1		01/26/10 04:43	75-65-0	
tert-Butyl Formate	ND	ug/L	50.0	9.0	1		01/26/10 04:43	762-75-4	
1,2-Dibromoethane (EDB)	ND	ug/L	5.0	3.6	1		01/26/10 04:43	106-93-4	
1,2-Dichloroethane	ND	ug/L	5.0	1.3	1		01/26/10 04:43	107-06-2	
Diisopropyl ether	ND	ug/L	5.0	2.7	1		01/26/10 04:43	108-20-3	
Ethanol	ND	ug/L	200	170	1		01/26/10 04:43	64-17-5	
Ethylbenzene	ND	ug/L	5.0	1.1	1		01/26/10 04:43	100-41-4	
Ethyl-tert-butyl ether	ND	ug/L	10.0	4.6	1		01/26/10 04:43	637-92-3	
Methyl-tert-butyl ether	ND	ug/L	5.0	2.0	1		01/26/10 04:43	1634-04-4	
Naphthalene	ND	ug/L	5.0	2.9	1		01/26/10 04:43	91-20-3	
Toluene	ND	ug/L	5.0	1.8	1		01/26/10 04:43	108-88-3	
Xylene (Total)	ND	ug/L	10.0	2.7	1		01/26/10 04:43	1330-20-7	
m&p-Xylene	ND	ug/L	10.0	2.7	1		01/26/10 04:43	1330-20-7	
o-Xylene	ND	ug/L	5.0	1.7	1		01/26/10 04:43	95-47-6	
Dibromofluoromethane (S)	101	%	85-115		1		01/26/10 04:43	1868-53-7	
Toluene-d8 (S)	98	%	70-120		1		01/26/10 04:43	2037-26-5	
4-Bromofluorobenzene (S)	92	%	87-109		1		01/26/10 04:43	460-00-4	
1,2-Dichloroethane-d4 (S)	102	%	79-120		1		01/26/10 04:43	17060-07-0	

This report shall not be reproduced, except in full,
without the written consent of Pace Analytical Services, Inc..

ACCREDITED IN ACCORDANCE WITH nelac

Pace Analytical
www.pacelabs.com

Pace Analytical Services, Inc.
2225 Riverside Dr.
Asheville, NC 28804
(828)254-7176

Pace Analytical Services, Inc.
9800 Kincey Ave. Suite 100
Huntersville, NC 28078
(704)875-9092

ANALYTICAL RESULTS

Project: UNIVERSITY MART/CLOUDS
Pace Project No.: 9261875

Sample: MW70 **Lab ID: 9261875059** Collected: 01/20/10 13:00 Received: 01/22/10 16:00 Matrix: Water

Parameters	Results	Units	Report Limit	MDL	DF	Prepared	Analyzed	CAS No.	Qual
8011 GCS EDB and DBCP	Analytical Method: EPA 8011 Preparation Method: EPA 8011								
1,2-Dibromoethane (EDB)	ND	ug/L	0.019	0.019	1	01/29/10 13:06	02/01/10 19:29	106-93-4	
1-Chloro-2-bromopropane (S)	95	%	60-140		1	01/29/10 13:06	02/01/10 19:29	301-79-56	
8260 MSV Oxygenates	Analytical Method: EPA 8260								
tert-Amyl Alcohol	ND	ug/L	100	62.0	1		01/26/10 05:01	75-85-4	
tert-Amylmethyl ether	ND	ug/L	10.0	4.5	1		01/26/10 05:01	994-05-8	
Benzene	ND	ug/L	5.0	1.2	1		01/26/10 05:01	71-43-2	
3,3-Dimethyl-1-Butanol	ND	ug/L	100	48.0	1		01/26/10 05:01	624-95-3	
tert-Butyl Alcohol	ND	ug/L	100	27.0	1		01/26/10 05:01	75-65-0	
tert-Butyl Formate	ND	ug/L	50.0	9.0	1		01/26/10 05:01	762-75-4	
1,2-Dibromoethane (EDB)	ND	ug/L	5.0	3.6	1		01/26/10 05:01	106-93-4	
1,2-Dichloroethane	ND	ug/L	5.0	1.3	1		01/26/10 05:01	107-06-2	
Diisopropyl ether	ND	ug/L	5.0	2.7	1		01/26/10 05:01	108-20-3	
Ethanol	ND	ug/L	200	170	1		01/26/10 05:01	64-17-5	
Ethylbenzene	ND	ug/L	5.0	1.1	1		01/26/10 05:01	100-41-4	
Ethyl-tert-butyl ether	ND	ug/L	10.0	4.6	1		01/26/10 05:01	637-92-3	
Methyl-tert-butyl ether	ND	ug/L	5.0	2.0	1		01/26/10 05:01	1634-04-4	
Naphthalene	ND	ug/L	5.0	2.9	1		01/26/10 05:01	91-20-3	
Toluene	ND	ug/L	5.0	1.8	1		01/26/10 05:01	108-88-3	
Xylene (Total)	ND	ug/L	10.0	2.7	1		01/26/10 05:01	1330-20-7	
m&p-Xylene	ND	ug/L	10.0	2.7	1		01/26/10 05:01	1330-20-7	
o-Xylene	ND	ug/L	5.0	1.7	1		01/26/10 05:01	95-47-6	
Dibromofluoromethane (S)	102	%	85-115		1		01/26/10 05:01	1868-53-7	
Toluene-d8 (S)	98	%	70-120		1		01/26/10 05:01	2037-26-5	
4-Bromofluorobenzene (S)	91	%	87-109		1		01/26/10 05:01	460-00-4	
1,2-Dichloroethane-d4 (S)	104	%	79-120		1		01/26/10 05:01	17060-07-0	

This report shall not be reproduced, except in full,
without the written consent of Pace Analytical Services, Inc..

ACCREDITED IN ACCORDANCE WITH nelac

Pace Analytical®
www.pacelabs.com

Pace Analytical Services, Inc.
2225 Riverside Dr.
Asheville, NC 28804
(828)254-7176

Pace Analytical Services, Inc.
9800 Kincey Ave. Suite 100
Huntersville, NC 28078
(704)875-9092

ANALYTICAL RESULTS

Project: UNIVERSITY MART/CLOUDS
Pace Project No.: 9261875

Sample: MW5AR **Lab ID: 9261875060** Collected: 01/18/10 14:00 Received: 01/22/10 16:00 Matrix: Water

Parameters	Results	Units	Report Limit	MDL	DF	Prepared	Analyzed	CAS No.	Qual
8011 GCS EDB and DBCP	Analytical Method: EPA 8011 Preparation Method: EPA 8011								
1,2-Dibromoethane (EDB)	ND	ug/L	0.020	0.020	1	01/28/10 14:23	01/29/10 22:23	106-93-4	
1-Chloro-2-bromopropane (S)	113	%	60-140		1	01/28/10 14:23	01/29/10 22:23	301-79-56	
8260 MSV Oxygenates	Analytical Method: EPA 8260								
tert-Amyl Alcohol	ND	ug/L	10000	6200	100		01/27/10 20:16	75-85-4	
tert-Amylmethyl ether	ND	ug/L	1000	450	100		01/27/10 20:16	994-05-8	
Benzene	**9070**	ug/L	500	120	100		01/27/10 20:16	71-43-2	
3,3-Dimethyl-1-Butanol	ND	ug/L	10000	4800	100		01/27/10 20:16	624-95-3	
tert-Butyl Alcohol	ND	ug/L	10000	2700	100		01/27/10 20:16	75-65-0	
tert-Butyl Formate	ND	ug/L	5000	900	100		01/27/10 20:16	762-75-4	
1,2-Dibromoethane (EDB)	ND	ug/L	500	360	100		01/27/10 20:16	106-93-4	
1,2-Dichloroethane	ND	ug/L	500	130	100		01/27/10 20:16	107-06-2	
Diisopropyl ether	**499J**	ug/L	500	270	100		01/27/10 20:16	108-20-3	
Ethanol	ND	ug/L	20000	17000	100		01/27/10 20:16	64-17-5	
Ethylbenzene	**944**	ug/L	500	110	100		01/27/10 20:16	100-41-4	
Ethyl-tert-butyl ether	ND	ug/L	1000	460	100		01/27/10 20:16	637-92-3	
Methyl-tert-butyl ether	**331J**	ug/L	500	200	100		01/27/10 20:16	1634-04-4	
Naphthalene	**661**	ug/L	500	290	100		01/27/10 20:16	91-20-3	
Toluene	**18300**	ug/L	500	180	100		01/27/10 20:16	108-88-3	
Xylene (Total)	**9700**	ug/L	1000	270	100		01/27/10 20:16	1330-20-7	
m&p-Xylene	**4460**	ug/L	1000	270	100		01/27/10 20:16	1330-20-7	
o-Xylene	**5240**	ug/L	500	170	100		01/27/10 20:16	95-47-6	
Dibromofluoromethane (S)	101	%	85-115		100		01/27/10 20:16	1868-53-7	
Toluene-d8 (S)	101	%	70-120		100		01/27/10 20:16	2037-26-5	
4-Bromofluorobenzene (S)	101	%	87-109		100		01/27/10 20:16	460-00-4	
1,2-Dichloroethane-d4 (S)	100	%	79-120		100		01/27/10 20:16	17060-07-0	

This report shall not be reproduced, except in full,
without the written consent of Pace Analytical Services, Inc..

ACCREDITED IN ACCORDANCE WITH nelac

Pace Analytical®
www.pacelabs.com

Pace Analytical Services, Inc.
2225 Riverside Dr.
Asheville, NC 28804
(828)254-7176

Pace Analytical Services, Inc.
9800 Kincey Ave. Suite 100
Huntersville, NC 28078
(704)875-9092

ANALYTICAL RESULTS

Project: UNIVERSITY MART/CLOUDS
Pace Project No.: 9261875

Sample: PW-1R **Lab ID: 9261875061** Collected: 01/18/10 14:20 Received: 01/22/10 16:00 Matrix: Water

Parameters	Results	Units	Report Limit	MDL	DF	Prepared	Analyzed	CAS No.	Qual
8011 GCS EDB and DBCP	Analytical Method: EPA 8011 Preparation Method: EPA 8011								
1,2-Dibromoethane (EDB)	ND	ug/L	0.020	0.020	1	01/28/10 14:23	01/29/10 22:40	106-93-4	
1-Chloro-2-bromopropane (S)	104	%	60-140		1	01/28/10 14:23	01/29/10 22:40	301-79-56	
8260 MSV Oxygenates	Analytical Method: EPA 8260								
tert-Amyl Alcohol	ND	ug/L	100	62.0	1		01/26/10 04:55	75-85-4	
tert-Amylmethyl ether	ND	ug/L	10.0	4.5	1		01/26/10 04:55	994-05-8	
Benzene	**4.3J**	ug/L	5.0	1.2	1		01/26/10 04:55	71-43-2	
3,3-Dimethyl-1-Butanol	ND	ug/L	100	48.0	1		01/26/10 04:55	624-95-3	
tert-Butyl Alcohol	ND	ug/L	100	27.0	1		01/26/10 04:55	75-65-0	
tert-Butyl Formate	ND	ug/L	50.0	9.0	1		01/26/10 04:55	762-75-4	
1,2-Dibromoethane (EDB)	ND	ug/L	5.0	3.6	1		01/26/10 04:55	106-93-4	
1,2-Dichloroethane	ND	ug/L	5.0	1.3	1		01/26/10 04:55	107-06-2	
Diisopropyl ether	ND	ug/L	5.0	2.7	1		01/26/10 04:55	108-20-3	
Ethanol	ND	ug/L	200	170	1		01/26/10 04:55	64-17-5	
Ethylbenzene	**2.6J**	ug/L	5.0	1.1	1		01/26/10 04:55	100-41-4	
Ethyl-tert-butyl ether	ND	ug/L	10.0	4.6	1		01/26/10 04:55	637-92-3	
Methyl-tert-butyl ether	ND	ug/L	5.0	2.0	1		01/26/10 04:55	1634-04-4	
Naphthalene	**3.1J**	ug/L	5.0	2.9	1		01/26/10 04:55	91-20-3	
Toluene	**20.1**	ug/L	5.0	1.8	1		01/26/10 04:55	108-88-3	
Xylene (Total)	**54.7**	ug/L	10.0	2.7	1		01/26/10 04:55	1330-20-7	
m&p-Xylene	**35.1**	ug/L	10.0	2.7	1		01/26/10 04:55	1330-20-7	
o-Xylene	**19.5**	ug/L	5.0	1.7	1		01/26/10 04:55	95-47-6	
Dibromofluoromethane (S)	102	%	85-115		1		01/26/10 04:55	1868-53-7	
Toluene-d8 (S)	102	%	70-120		1		01/26/10 04:55	2037-26-5	
4-Bromofluorobenzene (S)	98	%	87-109		1		01/26/10 04:55	460-00-4	
1,2-Dichloroethane-d4 (S)	103	%	79-120		1		01/26/10 04:55	17060-07-0	

This report shall not be reproduced, except in full,
without the written consent of Pace Analytical Services, Inc..

ACCREDITED IN ACCORDANCE WITH nelac

Pace Analytical®
www.pacelabs.com

Pace Analytical Services, Inc.
2225 Riverside Dr.
Asheville, NC 28804
(828)254-7176

Pace Analytical Services, Inc.
9800 Kincey Ave. Suite 100
Huntersville, NC 28078
(704)875-9092

ANALYTICAL RESULTS

Project: UNIVERSITY MART/CLOUDS
Pace Project No.: 9261875

Sample: RW-1R **Lab ID: 9261875062** Collected: 01/18/10 14:25 Received: 01/22/10 16:00 Matrix: Water

Parameters	Results	Units	Report Limit	MDL	DF	Prepared	Analyzed	CAS No.	Qual
8011 GCS EDB and DBCP	Analytical Method: EPA 8011 Preparation Method: EPA 8011								
1,2-Dibromoethane (EDB)	ND	ug/L	0.019	0.019	1	01/28/10 14:23	01/29/10 22:58	106-93-4	
1-Chloro-2-bromopropane (S)	113	%	60-140		1	01/28/10 14:23	01/29/10 22:58	301-79-56	
8260 MSV Oxygenates	Analytical Method: EPA 8260								
tert-Amyl Alcohol	ND	ug/L	100	62.0	1		01/26/10 05:13	75-85-4	
tert-Amylmethyl ether	ND	ug/L	10.0	4.5	1		01/26/10 05:13	994-05-8	
Benzene	ND	ug/L	5.0	1.2	1		01/26/10 05:13	71-43-2	
3,3-Dimethyl-1-Butanol	ND	ug/L	100	48.0	1		01/26/10 05:13	624-95-3	
tert-Butyl Alcohol	ND	ug/L	100	27.0	1		01/26/10 05:13	75-65-0	
tert-Butyl Formate	ND	ug/L	50.0	9.0	1		01/26/10 05:13	762-75-4	
1,2-Dibromoethane (EDB)	ND	ug/L	5.0	3.6	1		01/26/10 05:13	106-93-4	
1,2-Dichloroethane	ND	ug/L	5.0	1.3	1		01/26/10 05:13	107-06-2	
Diisopropyl ether	ND	ug/L	5.0	2.7	1		01/26/10 05:13	108-20-3	
Ethanol	ND	ug/L	200	170	1		01/26/10 05:13	64-17-5	
Ethylbenzene	ND	ug/L	5.0	1.1	1		01/26/10 05:13	100-41-4	
Ethyl-tert-butyl ether	ND	ug/L	10.0	4.6	1		01/26/10 05:13	637-92-3	
Methyl-tert-butyl ether	ND	ug/L	5.0	2.0	1		01/26/10 05:13	1634-04-4	
Naphthalene	ND	ug/L	5.0	2.9	1		01/26/10 05:13	91-20-3	
Toluene	**1.9J**	ug/L	5.0	1.8	1		01/26/10 05:13	108-88-3	
Xylene (Total)	ND	ug/L	10.0	2.7	1		01/26/10 05:13	1330-20-7	
m&p-Xylene	ND	ug/L	10.0	2.7	1		01/26/10 05:13	1330-20-7	
o-Xylene	ND	ug/L	5.0	1.7	1		01/26/10 05:13	95-47-6	
Dibromofluoromethane (S)	102	%	85-115		1		01/26/10 05:13	1868-53-7	
Toluene-d8 (S)	99	%	70-120		1		01/26/10 05:13	2037-26-5	
4-Bromofluorobenzene (S)	99	%	87-109		1		01/26/10 05:13	460-00-4	
1,2-Dichloroethane-d4 (S)	102	%	79-120		1		01/26/10 05:13	17060-07-0	

This report shall not be reproduced, except in full,
without the written consent of Pace Analytical Services, Inc..

ACCREDITED IN ACCORDANCE WITH nelac

Pace Analytical®
www.pacelabs.com

Pace Analytical Services, Inc.
2225 Riverside Dr.
Asheville, NC 28804
(828)254-7176

Pace Analytical Services, Inc.
9800 Kincey Ave. Suite 100
Huntersville, NC 28078
(704)875-9092

ANALYTICAL RESULTS

Project: UNIVERSITY MART/CLOUDS
Pace Project No.: 9261875

Sample: DW-1 **Lab ID: 9261875063** Collected: 01/19/10 09:50 Received: 01/22/10 16:00 Matrix: Water

Parameters	Results	Units	Report Limit	MDL	DF	Prepared	Analyzed	CAS No.	Qual
8011 GCS EDB and DBCP	Analytical Method: EPA 8011 Preparation Method: EPA 8011								
1,2-Dibromoethane (EDB)	ND	ug/L	0.019	0.019	1	01/28/10 00:00	01/30/10 05:29	106-93-4	
1-Chloro-2-bromopropane (S)	103	%	60-140		1	01/28/10 00:00	01/30/10 05:29	301-79-56	
8260 MSV Oxygenates	Analytical Method: EPA 8260								
tert-Amyl Alcohol	ND	ug/L	100	62.0	1		01/26/10 05:20	75-85-4	
tert-Amylmethyl ether	ND	ug/L	10.0	4.5	1		01/26/10 05:20	994-05-8	
Benzene	ND	ug/L	5.0	1.2	1		01/26/10 05:20	71-43-2	
3,3-Dimethyl-1-Butanol	ND	ug/L	100	48.0	1		01/26/10 05:20	624-95-3	
tert-Butyl Alcohol	ND	ug/L	100	27.0	1		01/26/10 05:20	75-65-0	
tert-Butyl Formate	ND	ug/L	50.0	9.0	1		01/26/10 05:20	762-75-4	
1,2-Dibromoethane (EDB)	ND	ug/L	5.0	3.6	1		01/26/10 05:20	106-93-4	
1,2-Dichloroethane	ND	ug/L	5.0	1.3	1		01/26/10 05:20	107-06-2	
Diisopropyl ether	ND	ug/L	5.0	2.7	1		01/26/10 05:20	108-20-3	
Ethanol	ND	ug/L	200	170	1		01/26/10 05:20	64-17-5	
Ethylbenzene	ND	ug/L	5.0	1.1	1		01/26/10 05:20	100-41-4	
Ethyl-tert-butyl ether	ND	ug/L	10.0	4.6	1		01/26/10 05:20	637-92-3	
Methyl-tert-butyl ether	ND	ug/L	5.0	2.0	1		01/26/10 05:20	1634-04-4	
Naphthalene	ND	ug/L	5.0	2.9	1		01/26/10 05:20	91-20-3	
Toluene	ND	ug/L	5.0	1.8	1		01/26/10 05:20	108-88-3	
Xylene (Total)	ND	ug/L	10.0	2.7	1		01/26/10 05:20	1330-20-7	
m&p-Xylene	ND	ug/L	10.0	2.7	1		01/26/10 05:20	1330-20-7	
o-Xylene	ND	ug/L	5.0	1.7	1		01/26/10 05:20	95-47-6	
Dibromofluoromethane (S)	100	%	85-115		1		01/26/10 05:20	1868-53-7	
Toluene-d8 (S)	99	%	70-120		1		01/26/10 05:20	2037-26-5	
4-Bromofluorobenzene (S)	92	%	87-109		1		01/26/10 05:20	460-00-4	
1,2-Dichloroethane-d4 (S)	101	%	79-120		1		01/26/10 05:20	17060-07-0	

This report shall not be reproduced, except in full,
without the written consent of Pace Analytical Services, Inc..

ACCREDITED IN ACCORDANCE WITH nelac

Pace Analytical®
www.pacelabs.com

Pace Analytical Services, Inc.
2225 Riverside Dr.
Asheville, NC 28804
(828)254-7176

Pace Analytical Services, Inc.
9800 Kincey Ave. Suite 100
Huntersville, NC 28078
(704)875-9092

ANALYTICAL RESULTS

Project: UNIVERSITY MART/CLOUDS
Pace Project No.: 9261875

Sample: DW-2 **Lab ID: 9261875064** Collected: 01/19/10 09:40 Received: 01/22/10 16:00 Matrix: Water

Parameters	Results	Units	Report Limit	MDL	DF	Prepared	Analyzed	CAS No.	Qual
8011 GCS EDB and DBCP	Analytical Method: EPA 8011 Preparation Method: EPA 8011								
1,2-Dibromoethane (EDB)	ND	ug/L	0.020	0.020	1	01/28/10 00:00	01/30/10 05:46	106-93-4	
1-Chloro-2-bromopropane (S)	108	%	60-140		1	01/28/10 00:00	01/30/10 05:46	301-79-56	
8260 MSV Oxygenates	Analytical Method: EPA 8260								
tert-Amyl Alcohol	ND	ug/L	100	62.0	1		01/26/10 05:48	75-85-4	
tert-Amylmethyl ether	ND	ug/L	10.0	4.5	1		01/26/10 05:48	994-05-8	
Benzene	ND	ug/L	5.0	1.2	1		01/26/10 05:48	71-43-2	
3,3-Dimethyl-1-Butanol	ND	ug/L	100	48.0	1		01/26/10 05:48	624-95-3	
tert-Butyl Alcohol	ND	ug/L	100	27.0	1		01/26/10 05:48	75-65-0	
tert-Butyl Formate	ND	ug/L	50.0	9.0	1		01/26/10 05:48	762-75-4	
1,2-Dibromoethane (EDB)	ND	ug/L	5.0	3.6	1		01/26/10 05:48	106-93-4	
1,2-Dichloroethane	ND	ug/L	5.0	1.3	1		01/26/10 05:48	107-06-2	
Diisopropyl ether	ND	ug/L	5.0	2.7	1		01/26/10 05:48	108-20-3	
Ethanol	ND	ug/L	200	170	1		01/26/10 05:48	64-17-5	
Ethylbenzene	ND	ug/L	5.0	1.1	1		01/26/10 05:48	100-41-4	
Ethyl-tert-butyl ether	ND	ug/L	10.0	4.6	1		01/26/10 05:48	637-92-3	
Methyl-tert-butyl ether	ND	ug/L	5.0	2.0	1		01/26/10 05:48	1634-04-4	
Naphthalene	**4.7J**	ug/L	5.0	2.9	1		01/26/10 05:48	91-20-3	
Toluene	ND	ug/L	5.0	1.8	1		01/26/10 05:48	108-88-3	
Xylene (Total)	**10.9**	ug/L	10.0	2.7	1		01/26/10 05:48	1330-20-7	
m&p-Xylene	**6.8J**	ug/L	10.0	2.7	1		01/26/10 05:48	1330-20-7	
o-Xylene	**4.1J**	ug/L	5.0	1.7	1		01/26/10 05:48	95-47-6	
Dibromofluoromethane (S)	104	%	85-115		1		01/26/10 05:48	1868-53-7	
Toluene-d8 (S)	99	%	70-120		1		01/26/10 05:48	2037-26-5	
4-Bromofluorobenzene (S)	99	%	87-109		1		01/26/10 05:48	460-00-4	
1,2-Dichloroethane-d4 (S)	104	%	79-120		1		01/26/10 05:48	17060-07-0	

This report shall not be reproduced, except in full,
without the written consent of Pace Analytical Services, Inc..

ACCREDITED IN ACCORDANCE WITH nelac

Pace Analytical®
www.pacelabs.com

Pace Analytical Services, Inc.
2225 Riverside Dr.
Asheville, NC 28804
(828)254-7176

Pace Analytical Services, Inc.
9800 Kincey Ave. Suite 100
Huntersville, NC 28078
(704)875-9092

ANALYTICAL RESULTS

Project: UNIVERSITY MART/CLOUDS
Pace Project No.: 9261875

Sample: DW-3 **Lab ID: 9261875065** Collected: 01/18/10 14:40 Received: 01/22/10 16:00 Matrix: Water

Parameters	Results	Units	Report Limit	MDL	DF	Prepared	Analyzed	CAS No.	Qual
8011 GCS EDB and DBCP	Analytical Method: EPA 8011 Preparation Method: EPA 8011								
1,2-Dibromoethane (EDB)	ND	ug/L	0.019	0.019	1	01/28/10 14:23	01/29/10 23:16	106-93-4	
1-Chloro-2-bromopropane (S)	105	%	60-140		1	01/28/10 14:23	01/29/10 23:16	301-79-56	
8260 MSV Oxygenates	Analytical Method: EPA 8260								
tert-Amyl Alcohol	ND	ug/L	100	62.0	1		01/26/10 05:31	75-85-4	
tert-Amylmethyl ether	ND	ug/L	10.0	4.5	1		01/26/10 05:31	994-05-8	
Benzene	ND	ug/L	5.0	1.2	1		01/26/10 05:31	71-43-2	
3,3-Dimethyl-1-Butanol	ND	ug/L	100	48.0	1		01/26/10 05:31	624-95-3	
tert-Butyl Alcohol	ND	ug/L	100	27.0	1		01/26/10 05:31	75-65-0	
tert-Butyl Formate	ND	ug/L	50.0	9.0	1		01/26/10 05:31	762-75-4	
1,2-Dibromoethane (EDB)	ND	ug/L	5.0	3.6	1		01/26/10 05:31	106-93-4	
1,2-Dichloroethane	ND	ug/L	5.0	1.3	1		01/26/10 05:31	107-06-2	
Diisopropyl ether	ND	ug/L	5.0	2.7	1		01/26/10 05:31	108-20-3	
Ethanol	ND	ug/L	200	170	1		01/26/10 05:31	64-17-5	
Ethylbenzene	ND	ug/L	5.0	1.1	1		01/26/10 05:31	100-41-4	
Ethyl-tert-butyl ether	ND	ug/L	10.0	4.6	1		01/26/10 05:31	637-92-3	
Methyl-tert-butyl ether	ND	ug/L	5.0	2.0	1		01/26/10 05:31	1634-04-4	
Naphthalene	ND	ug/L	5.0	2.9	1		01/26/10 05:31	91-20-3	
Toluene	ND	ug/L	5.0	1.8	1		01/26/10 05:31	108-88-3	
Xylene (Total)	ND	ug/L	10.0	2.7	1		01/26/10 05:31	1330-20-7	
m&p-Xylene	ND	ug/L	10.0	2.7	1		01/26/10 05:31	1330-20-7	
o-Xylene	ND	ug/L	5.0	1.7	1		01/26/10 05:31	95-47-6	
Dibromofluoromethane (S)	102	%	85-115		1		01/26/10 05:31	1868-53-7	
Toluene-d8 (S)	97	%	70-120		1		01/26/10 05:31	2037-26-5	
4-Bromofluorobenzene (S)	100	%	87-109		1		01/26/10 05:31	460-00-4	
1,2-Dichloroethane-d4 (S)	103	%	79-120		1		01/26/10 05:31	17060-07-0	

This report shall not be reproduced, except in full,
without the written consent of Pace Analytical Services, Inc..

ACCREDITED IN ACCORDANCE WITH nelac

Pace Analytical
www.pacelabs.com

Pace Analytical Services, Inc.
2225 Riverside Dr.
Asheville, NC 28804
(828)254-7176

Pace Analytical Services, Inc.
9800 Kincey Ave. Suite 100
Huntersville, NC 28078
(704)875-9092

ANALYTICAL RESULTS

Project: UNIVERSITY MART/CLOUDS
Pace Project No.: 9261875

Sample: DW-5 **Lab ID: 9261875066** Collected: 01/19/10 08:20 Received: 01/22/10 16:00 Matrix: Water

Parameters	Results	Units	Report Limit	MDL	DF	Prepared	Analyzed	CAS No.	Qual
8011 GCS EDB and DBCP	Analytical Method: EPA 8011 Preparation Method: EPA 8011								
1,2-Dibromoethane (EDB)	**0.55**	ug/L	0.020	0.020	1	01/28/10 00:00	01/30/10 06:04	106-93-4	
1-Chloro-2-bromopropane (S)	122	%	60-140		1	01/28/10 00:00	01/30/10 06:04	301-79-56	
8260 MSV Oxygenates	Analytical Method: EPA 8260								
tert-Amyl Alcohol	**1360**	ug/L	100	62.0	1		01/26/10 16:36	75-85-4	
tert-Amylmethyl ether	**41.0**	ug/L	10.0	4.5	1		01/26/10 16:36	994-05-8	
Benzene	**3950**	ug/L	1000	240	200		01/29/10 21:36	71-43-2	
3,3-Dimethyl-1-Butanol	ND	ug/L	100	48.0	1		01/26/10 16:36	624-95-3	
tert-Butyl Alcohol	**280**	ug/L	100	27.0	1		01/26/10 16:36	75-65-0	
tert-Butyl Formate	ND	ug/L	50.0	9.0	1		01/26/10 16:36	762-75-4	
1,2-Dibromoethane (EDB)	ND	ug/L	5.0	3.6	1		01/26/10 16:36	106-93-4	
1,2-Dichloroethane	**1.4J**	ug/L	5.0	1.3	1		01/26/10 16:36	107-06-2	
Diisopropyl ether	**325**	ug/L	5.0	2.7	1		01/26/10 16:36	108-20-3	E
Ethanol	ND	ug/L	200	170	1		01/26/10 16:36	64-17-5	
Ethylbenzene	**271**	ug/L	5.0	1.1	1		01/26/10 16:36	100-41-4	E
Ethyl-tert-butyl ether	ND	ug/L	10.0	4.6	1		01/26/10 16:36	637-92-3	
Methyl-tert-butyl ether	**329**	ug/L	5.0	2.0	1		01/26/10 16:36	1634-04-4	E
Naphthalene	**317**	ug/L	5.0	2.9	1		01/26/10 16:36	91-20-3	E
Toluene	**7520**	ug/L	1000	360	200		01/29/10 21:36	108-88-3	
Xylene (Total)	**4340**	ug/L	2000	540	200		01/29/10 21:36	1330-20-7	
m&p-Xylene	**2560**	ug/L	2000	540	200		01/29/10 21:36	1330-20-7	
o-Xylene	**1780**	ug/L	1000	340	200		01/29/10 21:36	95-47-6	
Dibromofluoromethane (S)	90	%	85-115		1		01/26/10 16:36	1868-53-7	
Toluene-d8 (S)	100	%	70-120		1		01/26/10 16:36	2037-26-5	
4-Bromofluorobenzene (S)	101	%	87-109		1		01/26/10 16:36	460-00-4	
1,2-Dichloroethane-d4 (S)	97	%	79-120		1		01/26/10 16:36	17060-07-0	

This report shall not be reproduced, except in full,
without the written consent of Pace Analytical Services, Inc..

ACCREDITED IN ACCORDANCE WITH nelac

Pace Analytical®
www.pacelabs.com

Pace Analytical Services, Inc.
2225 Riverside Dr.
Asheville, NC 28804
(828)254-7176

Pace Analytical Services, Inc.
9800 Kincey Ave. Suite 100
Huntersville, NC 28078
(704)875-9092

ANALYTICAL RESULTS

Project: UNIVERSITY MART/CLOUDS
Pace Project No.: 9261875

Sample: DW-6 **Lab ID: 9261875067** Collected: 01/20/10 10:30 Received: 01/22/10 16:00 Matrix: Water

Parameters	Results	Units	Report Limit	MDL	DF	Prepared	Analyzed	CAS No.	Qual
8011 GCS EDB and DBCP	Analytical Method: EPA 8011 Preparation Method: EPA 8011								
1,2-Dibromoethane (EDB)	ND	ug/L	0.020	0.020	1	01/29/10 13:06	02/01/10 19:47	106-93-4	
1-Chloro-2-bromopropane (S)	108	%	60-140		1	01/29/10 13:06	02/01/10 19:47	301-79-56	
8260 MSV Oxygenates	Analytical Method: EPA 8260								
tert-Amyl Alcohol	ND	ug/L	100	62.0	1		01/26/10 15:48	75-85-4	
tert-Amylmethyl ether	ND	ug/L	10.0	4.5	1		01/26/10 15:48	994-05-8	
Benzene	ND	ug/L	5.0	1.2	1		01/26/10 15:48	71-43-2	
3,3-Dimethyl-1-Butanol	ND	ug/L	100	48.0	1		01/26/10 15:48	624-95-3	
tert-Butyl Alcohol	ND	ug/L	100	27.0	1		01/26/10 15:48	75-65-0	
tert-Butyl Formate	ND	ug/L	50.0	9.0	1		01/26/10 15:48	762-75-4	
1,2-Dibromoethane (EDB)	ND	ug/L	5.0	3.6	1		01/26/10 15:48	106-93-4	
1,2-Dichloroethane	ND	ug/L	5.0	1.3	1		01/26/10 15:48	107-06-2	
Diisopropyl ether	ND	ug/L	5.0	2.7	1		01/26/10 15:48	108-20-3	
Ethanol	ND	ug/L	200	170	1		01/26/10 15:48	64-17-5	
Ethylbenzene	ND	ug/L	5.0	1.1	1		01/26/10 15:48	100-41-4	
Ethyl-tert-butyl ether	ND	ug/L	10.0	4.6	1		01/26/10 15:48	637-92-3	
Methyl-tert-butyl ether	ND	ug/L	5.0	2.0	1		01/26/10 15:48	1634-04-4	
Naphthalene	ND	ug/L	5.0	2.9	1		01/26/10 15:48	91-20-3	
Toluene	**2.3J**	ug/L	5.0	1.8	1		01/26/10 15:48	108-88-3	
Xylene (Total)	**5.7J**	ug/L	10.0	2.7	1		01/26/10 15:48	1330-20-7	
m&p-Xylene	**3.9J**	ug/L	10.0	2.7	1		01/26/10 15:48	1330-20-7	
o-Xylene	**1.8J**	ug/L	5.0	1.7	1		01/26/10 15:48	95-47-6	
Dibromofluoromethane (S)	100	%	85-115		1		01/26/10 15:48	1868-53-7	
Toluene-d8 (S)	103	%	70-120		1		01/26/10 15:48	2037-26-5	
4-Bromofluorobenzene (S)	95	%	87-109		1		01/26/10 15:48	460-00-4	
1,2-Dichloroethane-d4 (S)	99	%	79-120		1		01/26/10 15:48	17060-07-0	

This report shall not be reproduced, except in full,
without the written consent of Pace Analytical Services, Inc..

ACCREDITED IN ACCORDANCE WITH nelac

Pace Analytical®
www.pacelabs.com

Pace Analytical Services, Inc.
2225 Riverside Dr.
Asheville, NC 28804
(828)254-7176

Pace Analytical Services, Inc.
9800 Kincey Ave. Suite 100
Huntersville, NC 28078
(704)875-9092

ANALYTICAL RESULTS

Project: UNIVERSITY MART/CLOUDS
Pace Project No.: 9261875

Sample: DW-7 **Lab ID: 9261875068** Collected: 01/19/10 10:40 Received: 01/22/10 16:00 Matrix: Water

Parameters	Results	Units	Report Limit	MDL	DF	Prepared	Analyzed	CAS No.	Qual
8011 GCS EDB and DBCP	Analytical Method: EPA 8011 Preparation Method: EPA 8011								
1,2-Dibromoethane (EDB)	ND	ug/L	0.020	0.020	1	01/28/10 00:00	01/30/10 06:22	106-93-4	
1-Chloro-2-bromopropane (S)	110	%	60-140		1	01/28/10 00:00	01/30/10 06:22	301-79-56	
8260 MSV Oxygenates	Analytical Method: EPA 8260								
tert-Amyl Alcohol	ND	ug/L	100	62.0	1		01/26/10 06:06	75-85-4	
tert-Amylmethyl ether	ND	ug/L	10.0	4.5	1		01/26/10 06:06	994-05-8	
Benzene	**2.1J**	ug/L	5.0	1.2	1		01/26/10 06:06	71-43-2	
3,3-Dimethyl-1-Butanol	ND	ug/L	100	48.0	1		01/26/10 06:06	624-95-3	
tert-Butyl Alcohol	ND	ug/L	100	27.0	1		01/26/10 06:06	75-65-0	
tert-Butyl Formate	ND	ug/L	50.0	9.0	1		01/26/10 06:06	762-75-4	
1,2-Dibromoethane (EDB)	ND	ug/L	5.0	3.6	1		01/26/10 06:06	106-93-4	
1,2-Dichloroethane	ND	ug/L	5.0	1.3	1		01/26/10 06:06	107-06-2	
Diisopropyl ether	ND	ug/L	5.0	2.7	1		01/26/10 06:06	108-20-3	
Ethanol	ND	ug/L	200	170	1		01/26/10 06:06	64-17-5	
Ethylbenzene	**3.0J**	ug/L	5.0	1.1	1		01/26/10 06:06	100-41-4	
Ethyl-tert-butyl ether	ND	ug/L	10.0	4.6	1		01/26/10 06:06	637-92-3	
Methyl-tert-butyl ether	ND	ug/L	5.0	2.0	1		01/26/10 06:06	1634-04-4	
Naphthalene	**25.6**	ug/L	5.0	2.9	1		01/26/10 06:06	91-20-3	
Toluene	**16.5**	ug/L	5.0	1.8	1		01/26/10 06:06	108-88-3	
Xylene (Total)	**36.1**	ug/L	10.0	2.7	1		01/26/10 06:06	1330-20-7	
m&p-Xylene	**25.0**	ug/L	10.0	2.7	1		01/26/10 06:06	1330-20-7	
o-Xylene	**11.2**	ug/L	5.0	1.7	1		01/26/10 06:06	95-47-6	
Dibromofluoromethane (S)	103	%	85-115		1		01/26/10 06:06	1868-53-7	
Toluene-d8 (S)	100	%	70-120		1		01/26/10 06:06	2037-26-5	
4-Bromofluorobenzene (S)	100	%	87-109		1		01/26/10 06:06	460-00-4	
1,2-Dichloroethane-d4 (S)	106	%	79-120		1		01/26/10 06:06	17060-07-0	

This report shall not be reproduced, except in full,
without the written consent of Pace Analytical Services, Inc..

ACCREDITED IN ACCORDANCE WITH nelac

Pace Analytical®
www.pacelabs.com

Pace Analytical Services, Inc.
2225 Riverside Dr.
Asheville, NC 28804
(828)254-7176

Pace Analytical Services, Inc.
9800 Kincey Ave. Suite 100
Huntersville, NC 28078
(704)875-9092

ANALYTICAL RESULTS

Project: UNIVERSITY MART/CLOUDS
Pace Project No.: 9261875

Sample: DW-8 **Lab ID: 9261875069** Collected: 01/19/10 14:40 Received: 01/22/10 16:00 Matrix: Water

Parameters	Results	Units	Report Limit	MDL	DF	Prepared	Analyzed	CAS No.	Qual
8011 GCS EDB and DBCP	Analytical Method: EPA 8011 Preparation Method: EPA 8011								
1,2-Dibromoethane (EDB)	ND	ug/L	0.020	0.020	1	01/28/10 00:00	01/30/10 06:39	106-93-4	
1-Chloro-2-bromopropane (S)	105	%	60-140		1	01/28/10 00:00	01/30/10 06:39	301-79-56	
8260 MSV Oxygenates	Analytical Method: EPA 8260								
tert-Amyl Alcohol	ND	ug/L	100	62.0	1		01/26/10 06:24	75-85-4	
tert-Amylmethyl ether	ND	ug/L	10.0	4.5	1		01/26/10 06:24	994-05-8	
Benzene	ND	ug/L	5.0	1.2	1		01/26/10 06:24	71-43-2	
3,3-Dimethyl-1-Butanol	ND	ug/L	100	48.0	1		01/26/10 06:24	624-95-3	
tert-Butyl Alcohol	ND	ug/L	100	27.0	1		01/26/10 06:24	75-65-0	
tert-Butyl Formate	ND	ug/L	50.0	9.0	1		01/26/10 06:24	762-75-4	
1,2-Dibromoethane (EDB)	ND	ug/L	5.0	3.6	1		01/26/10 06:24	106-93-4	
1,2-Dichloroethane	ND	ug/L	5.0	1.3	1		01/26/10 06:24	107-06-2	
Diisopropyl ether	ND	ug/L	5.0	2.7	1		01/26/10 06:24	108-20-3	
Ethanol	**483**	ug/L	200	170	1		01/26/10 06:24	64-17-5	
Ethylbenzene	ND	ug/L	5.0	1.1	1		01/26/10 06:24	100-41-4	
Ethyl-tert-butyl ether	ND	ug/L	10.0	4.6	1		01/26/10 06:24	637-92-3	
Methyl-tert-butyl ether	ND	ug/L	5.0	2.0	1		01/26/10 06:24	1634-04-4	
Naphthalene	**3.2J**	ug/L	5.0	2.9	1		01/26/10 06:24	91-20-3	
Toluene	ND	ug/L	5.0	1.8	1		01/26/10 06:24	108-88-3	
Xylene (Total)	ND	ug/L	10.0	2.7	1		01/26/10 06:24	1330-20-7	
m&p-Xylene	ND	ug/L	10.0	2.7	1		01/26/10 06:24	1330-20-7	
o-Xylene	ND	ug/L	5.0	1.7	1		01/26/10 06:24	95-47-6	
Dibromofluoromethane (S)	104	%	85-115		1		01/26/10 06:24	1868-53-7	
Toluene-d8 (S)	97	%	70-120		1		01/26/10 06:24	2037-26-5	
4-Bromofluorobenzene (S)	99	%	87-109		1		01/26/10 06:24	460-00-4	
1,2-Dichloroethane-d4 (S)	109	%	79-120		1		01/26/10 06:24	17060-07-0	

This report shall not be reproduced, except in full,
without the written consent of Pace Analytical Services, Inc..

ACCREDITED IN ACCORDANCE WITH nelac

Pace Analytical®
www.pacelabs.com

Pace Analytical Services, Inc.
2225 Riverside Dr.
Asheville, NC 28804
(828)254-7176

Pace Analytical Services, Inc.
9800 Kincey Ave. Suite 100
Huntersville, NC 28078
(704)875-9092

ANALYTICAL RESULTS

Project: UNIVERSITY MART/CLOUDS
Pace Project No.: 9261875

Sample: DW-9 **Lab ID: 9261875070** Collected: 01/19/10 11:30 Received: 01/22/10 16:00 Matrix: Water

Parameters	Results	Units	Report Limit	MDL	DF	Prepared	Analyzed	CAS No.	Qual
8011 GCS EDB and DBCP	Analytical Method: EPA 8011 Preparation Method: EPA 8011								
1,2-Dibromoethane (EDB)	ND	ug/L	0.020	0.020	1	01/28/10 00:00	01/30/10 06:57	106-93-4	
1-Chloro-2-bromopropane (S)	106	%	60-140		1	01/28/10 00:00	01/30/10 06:57	301-79-56	
8260 MSV Oxygenates	Analytical Method: EPA 8260								
tert-Amyl Alcohol	ND	ug/L	100	62.0	1		01/28/10 19:33	75-85-4	
tert-Amylmethyl ether	ND	ug/L	10.0	4.5	1		01/28/10 19:33	994-05-8	
Benzene	ND	ug/L	5.0	1.2	1		01/28/10 19:33	71-43-2	
3,3-Dimethyl-1-Butanol	ND	ug/L	100	48.0	1		01/28/10 19:33	624-95-3	
tert-Butyl Alcohol	ND	ug/L	100	27.0	1		01/28/10 19:33	75-65-0	
tert-Butyl Formate	ND	ug/L	50.0	9.0	1		01/28/10 19:33	762-75-4	
1,2-Dibromoethane (EDB)	ND	ug/L	5.0	3.6	1		01/28/10 19:33	106-93-4	
1,2-Dichloroethane	ND	ug/L	5.0	1.3	1		01/28/10 19:33	107-06-2	
Diisopropyl ether	ND	ug/L	5.0	2.7	1		01/28/10 19:33	108-20-3	
Ethanol	ND	ug/L	200	170	1		01/28/10 19:33	64-17-5	
Ethylbenzene	ND	ug/L	5.0	1.1	1		01/28/10 19:33	100-41-4	
Ethyl-tert-butyl ether	ND	ug/L	10.0	4.6	1		01/28/10 19:33	637-92-3	
Methyl-tert-butyl ether	ND	ug/L	5.0	2.0	1		01/28/10 19:33	1634-04-4	
Naphthalene	**2.9J**	ug/L	5.0	2.9	1		01/28/10 19:33	91-20-3	
Toluene	ND	ug/L	5.0	1.8	1		01/28/10 19:33	108-88-3	
Xylene (Total)	**2.9J**	ug/L	10.0	2.7	1		01/28/10 19:33	1330-20-7	
m&p-Xylene	ND	ug/L	10.0	2.7	1		01/28/10 19:33	1330-20-7	
o-Xylene	ND	ug/L	5.0	1.7	1		01/28/10 19:33	95-47-6	
Dibromofluoromethane (S)	102	%	85-115		1		01/28/10 19:33	1868-53-7	
Toluene-d8 (S)	99	%	70-120		1		01/28/10 19:33	2037-26-5	
4-Bromofluorobenzene (S)	99	%	87-109		1		01/28/10 19:33	460-00-4	
1,2-Dichloroethane-d4 (S)	101	%	79-120		1		01/28/10 19:33	17060-07-0	

This report shall not be reproduced, except in full,
without the written consent of Pace Analytical Services, Inc..

ACCREDITED IN ACCORDANCE WITH nelac

Pace Analytical®
www.pacelabs.com

Pace Analytical Services, Inc.
2225 Riverside Dr.
Asheville, NC 28804
(828)254-7176

Pace Analytical Services, Inc.
9800 Kincey Ave. Suite 100
Huntersville, NC 28078
(704)875-9092

ANALYTICAL RESULTS

Project: UNIVERSITY MART/CLOUDS
Pace Project No.: 9261875

Sample: SW-1 **Lab ID: 9261875071** Collected: 01/19/10 11:45 Received: 01/22/10 16:00 Matrix: Water

Parameters	Results	Units	Report Limit	MDL	DF	Prepared	Analyzed	CAS No.	Qual
8011 GCS EDB and DBCP	Analytical Method: EPA 8011 Preparation Method: EPA 8011								
1,2-Dibromoethane (EDB)	ND	ug/L	0.019	0.019	1	02/01/10 13:27	02/01/10 20:04	106-93-4	
1-Chloro-2-bromopropane (S)	98	%	60-140		1	02/01/10 13:27	02/01/10 20:04	301-79-56	
8260 MSV Oxygenates	Analytical Method: EPA 8260								
tert-Amyl Alcohol	**1180**	ug/L	100	62.0	1		01/26/10 06:42	75-85-4	
tert-Amylmethyl ether	**10.9**	ug/L	10.0	4.5	1		01/26/10 06:42	994-05-8	
Benzene	**464**	ug/L	25.0	6.0	5		01/27/10 11:30	71-43-2	
3,3-Dimethyl-1-Butanol	ND	ug/L	100	48.0	1		01/26/10 06:42	624-95-3	
tert-Butyl Alcohol	**84.2J**	ug/L	100	27.0	1		01/26/10 06:42	75-65-0	
tert-Butyl Formate	ND	ug/L	50.0	9.0	1		01/26/10 06:42	762-75-4	
1,2-Dibromoethane (EDB)	ND	ug/L	5.0	3.6	1		01/26/10 06:42	106-93-4	
1,2-Dichloroethane	ND	ug/L	5.0	1.3	1		01/26/10 06:42	107-06-2	
Diisopropyl ether	**80.0**	ug/L	5.0	2.7	1		01/26/10 06:42	108-20-3	
Ethanol	ND	ug/L	200	170	1		01/26/10 06:42	64-17-5	
Ethylbenzene	**66.0**	ug/L	5.0	1.1	1		01/26/10 06:42	100-41-4	
Ethyl-tert-butyl ether	ND	ug/L	10.0	4.6	1		01/26/10 06:42	637-92-3	
Methyl-tert-butyl ether	**123**	ug/L	5.0	2.0	1		01/26/10 06:42	1634-04-4	
Naphthalene	**17.4**	ug/L	5.0	2.9	1		01/26/10 06:42	91-20-3	
Toluene	**135**	ug/L	5.0	1.8	1		01/26/10 06:42	108-88-3	
Xylene (Total)	**143**	ug/L	10.0	2.7	1		01/26/10 06:42	1330-20-7	
m&p-Xylene	**115**	ug/L	10.0	2.7	1		01/26/10 06:42	1330-20-7	
o-Xylene	**27.5**	ug/L	5.0	1.7	1		01/26/10 06:42	95-47-6	
Dibromofluoromethane (S)	97	%	85-115		1		01/26/10 06:42	1868-53-7	
Toluene-d8 (S)	96	%	70-120		1		01/26/10 06:42	2037-26-5	
4-Bromofluorobenzene (S)	100	%	87-109		1		01/26/10 06:42	460-00-4	
1,2-Dichloroethane-d4 (S)	99	%	79-120		1		01/26/10 06:42	17060-07-0	

This report shall not be reproduced, except in full,
without the written consent of Pace Analytical Services, Inc..

ACCREDITED IN ACCORDANCE WITH nelac

Pace Analytical
www.pacelabs.com

Pace Analytical Services, Inc.
2225 Riverside Dr.
Asheville, NC 28804
(828)254-7176

Pace Analytical Services, Inc.
9800 Kincey Ave. Suite 100
Huntersville, NC 28078
(704)875-9092

QUALITY CONTROL DATA

Project: UNIVERSITY MART/CLOUDS
Pace Project No.: 9261875

QC Batch: OEXT/9132
QC Batch Method: EPA 8011
Analysis Method: EPA 8011
Analysis Description: GCS 8011 EDB DBCP
Associated Lab Samples: 9261875001

METHOD BLANK: 395129
Matrix: Water
Associated Lab Samples: 9261875001

Parameter	Units	Blank Result	Reporting Limit	Analyzed	Qualifiers
1,2-Dibromoethane (EDB)	ug/L	ND	0.019	01/28/10 10:13	
1-Chloro-2-bromopropane (S)	%	117	60-140	01/28/10 10:13	

LABORATORY CONTROL SAMPLE & LCSD: 395130 395131

Parameter	Units	Spike Conc.	LCS Result	LCSD Result	LCS % Rec	LCSD % Rec	% Rec Limits	RPD	Max RPD	Qualifiers
1,2-Dibromoethane (EDB)	ug/L	.28	0.27	0.28	96	102	60-140	6	20	
1-Chloro-2-bromopropane (S)	%				99	104	60-140			

MATRIX SPIKE & MATRIX SPIKE DUPLICATE: 395132 395133

Parameter	Units	9261803015 Result	MS Spike Conc.	MSD Spike Conc.	MS Result	MSD Result	MS % Rec	MSD % Rec	% Rec Limits	RPD	Max RPD	Qual
1,2-Dibromoethane (EDB)	ug/L	13.1	.28	.28	10.6	10.7	-909	-881	60-140	1	20	P6
1-Chloro-2-bromopropane (S)	%						104	105	60-140			

SAMPLE DUPLICATE: 395134

Parameter	Units	9261803016 Result	Dup Result	RPD	Max RPD	Qualifiers
1,2-Dibromoethane (EDB)	ug/L	5.7	5.9	3	20	
1-Chloro-2-bromopropane (S)	%	0	0	0		S4

This report shall not be reproduced, except in full,
without the written consent of Pace Analytical Services, Inc..

ACCREDITED IN ACCORDANCE WITH nelac

Pace Analytical®
www.pacelabs.com

Pace Analytical Services, Inc.
2225 Riverside Dr.
Asheville, NC 28804
(828)254-7176

Pace Analytical Services, Inc.
9800 Kincey Ave. Suite 100
Huntersville, NC 28078
(704)875-9092

QUALITY CONTROL DATA

Project: UNIVERSITY MART/CLOUDS
Pace Project No.: 9261875

QC Batch: OEXT/9133 Analysis Method: EPA 8011
QC Batch Method: EPA 8011 Analysis Description: GCS 8011 EDB DBCP
Associated Lab Samples: 9261875002, 9261875003, 9261875004, 9261875005, 9261875006, 9261875007, 9261875008, 9261875009, 9261875010, 9261875011, 9261875012, 9261875013, 9261875014, 9261875015, 9261875016, 9261875017, 9261875018, 9261875019, 9261875020, 9261875021

METHOD BLANK: 395142 Matrix: Water
Associated Lab Samples: 9261875002, 9261875003, 9261875004, 9261875005, 9261875006, 9261875007, 9261875008, 9261875009, 9261875010, 9261875011, 9261875012, 9261875013, 9261875014, 9261875015, 9261875016, 9261875017, 9261875018, 9261875019, 9261875020, 9261875021

Parameter	Units	Blank Result	Reporting Limit	Analyzed	Qualifiers
1,2-Dibromoethane (EDB)	ug/L	ND	0.020	01/29/10 01:20	
1-Chloro-2-bromopropane (S)	%	105	60-140	01/29/10 01:20	

LABORATORY CONTROL SAMPLE & LCSD: 395143 395144

Parameter	Units	Spike Conc.	LCS Result	LCSD Result	LCS % Rec	LCSD % Rec	% Rec Limits	RPD	Max RPD	Qualifiers
1,2-Dibromoethane (EDB)	ug/L	.28	0.30	0.31	106	108	60-140	2	20	
1-Chloro-2-bromopropane (S)	%				107	108	60-140			

MATRIX SPIKE & MATRIX SPIKE DUPLICATE: 395145 395146

Parameter	Units	9261875007 Result	MS Spike Conc.	MSD Spike Conc.	MS Result	MSD Result	MS % Rec	MSD % Rec	% Rec Limits	RPD	Max RPD	Qual
1,2-Dibromoethane (EDB)	ug/L	ND	.27	.27	0.29	0.30	104	108	60-140	4	20	
1-Chloro-2-bromopropane (S)	%						106	108	60-140			

SAMPLE DUPLICATE: 395147

Parameter	Units	9261875008 Result	Dup Result	RPD	Max RPD	Qualifiers
1,2-Dibromoethane (EDB)	ug/L	ND	ND		20	
1-Chloro-2-bromopropane (S)	%	92	76	16		

This report shall not be reproduced, except in full,
without the written consent of Pace Analytical Services, Inc..

ACCREDITED IN ACCORDANCE WITH nelac

Pace Analytical®
www.pacelabs.com

Pace Analytical Services, Inc.
2225 Riverside Dr.
Asheville, NC 28804
(828)254-7176

Pace Analytical Services, Inc.
9800 Kincey Ave. Suite 100
Huntersville, NC 28078
(704)875-9092

QUALITY CONTROL DATA

Project: UNIVERSITY MART/CLOUDS
Pace Project No.: 9261875

QC Batch: OEXT/9144 Analysis Method: EPA 8011
QC Batch Method: EPA 8011 Analysis Description: GCS 8011 EDB DBCP
Associated Lab Samples: 9261875022, 9261875023, 9261875024, 9261875026, 9261875027, 9261875028, 9261875030, 9261875037, 9261875038, 9261875039, 9261875040, 9261875041, 9261875043, 9261875060, 9261875061, 9261875062, 9261875065

METHOD BLANK: 395793 Matrix: Water
Associated Lab Samples: 9261875022, 9261875023, 9261875024, 9261875026, 9261875027, 9261875028, 9261875030, 9261875037, 9261875038, 9261875039, 9261875040, 9261875041, 9261875043, 9261875060, 9261875061, 9261875062, 9261875065

Parameter	Units	Blank Result	Reporting Limit	Analyzed	Qualifiers
1,2-Dibromoethane (EDB)	ug/L	ND	0.019	01/29/10 17:36	
1-Chloro-2-bromopropane (S)	%	102	60-140	01/29/10 17:36	

LABORATORY CONTROL SAMPLE & LCSD: 395794 395795

Parameter	Units	Spike Conc.	LCS Result	LCSD Result	LCS % Rec	LCSD % Rec	% Rec Limits	RPD	Max RPD	Qualifiers
1,2-Dibromoethane (EDB)	ug/L	.28	0.29	0.34	104	122	60-140	14	20	
1-Chloro-2-bromopropane (S)	%				100	115	60-140			

MATRIX SPIKE & MATRIX SPIKE DUPLICATE: 395796 395797

Parameter	Units	9261875028 Result	MS Spike Conc.	MSD Spike Conc.	MS Result	MSD Result	MS % Rec	MSD % Rec	% Rec Limits	RPD	Max RPD	Qual
1,2-Dibromoethane (EDB)	ug/L	ND	.28	.28	0.29	0.29	102	102	60-140	0	20	
1-Chloro-2-bromopropane (S)	%						117	117	60-140			

SAMPLE DUPLICATE: 395798

Parameter	Units	9261875030 Result	Dup Result	RPD	Max RPD	Qualifiers
1,2-Dibromoethane (EDB)	ug/L	ND	ND		20	
1-Chloro-2-bromopropane (S)	%	100	105	5		

This report shall not be reproduced, except in full,
without the written consent of Pace Analytical Services, Inc..

ACCREDITED IN ACCORDANCE WITH nelac

Pace Analytical®
www.pacelabs.com

Pace Analytical Services, Inc.
2225 Riverside Dr.
Asheville, NC 28804
(828)254-7176

Pace Analytical Services, Inc.
9800 Kincey Ave. Suite 100
Huntersville, NC 28078
(704)875-9092

QUALITY CONTROL DATA

Project: UNIVERSITY MART/CLOUDS
Pace Project No.: 9261875

QC Batch: OEXT/9145 Analysis Method: EPA 8011
QC Batch Method: EPA 8011 Analysis Description: GCS 8011 EDB DBCP
Associated Lab Samples: 9261875025, 9261875032, 9261875033, 9261875034, 9261875035, 9261875045, 9261875046, 9261875050, 9261875063, 9261875064, 9261875066, 9261875068, 9261875069, 9261875070

METHOD BLANK: 395799 Matrix: Water
Associated Lab Samples: 9261875025, 9261875032, 9261875033, 9261875034, 9261875035, 9261875045, 9261875046, 9261875050, 9261875063, 9261875064, 9261875068, 9261875069, 9261875070

Parameter	Units	Blank Result	Reporting Limit	Analyzed	Qualifiers
1,2-Dibromoethane (EDB)	ug/L	ND	0.019	01/30/10 01:38	
1-Chloro-2-bromopropane (S)	%	107	60-140	01/30/10 01:38	

LABORATORY CONTROL SAMPLE & LCSD: 395800 395801

Parameter	Units	Spike Conc.	LCS Result	LCSD Result	LCS % Rec	LCSD % Rec	% Rec Limits	RPD	Max RPD	Qualifiers
1,2-Dibromoethane (EDB)	ug/L	.28	0.36	0.33	130	120	60-140	9	20	
1-Chloro-2-bromopropane (S)	%				129	114	60-140			

This report shall not be reproduced, except in full,
without the written consent of Pace Analytical Services, Inc..

ACCREDITED IN ACCORDANCE WITH nelac

Pace Analytical®
www.pacelabs.com

Pace Analytical Services, Inc.
2225 Riverside Dr.
Asheville, NC 28804
(828)254-7176

Pace Analytical Services, Inc.
9800 Kincey Ave. Suite 100
Huntersville, NC 28078
(704)875-9092

QUALITY CONTROL DATA

Project: UNIVERSITY MART/CLOUDS
Pace Project No.: 9261875

QC Batch: OEXT/9156 Analysis Method: EPA 8011
QC Batch Method: EPA 8011 Analysis Description: GCS 8011 EDB DBCP
Associated Lab Samples: 9261875036, 9261875042, 9261875051

METHOD BLANK: 396419 Matrix: Water
Associated Lab Samples: 9261875036, 9261875042, 9261875051

Parameter	Units	Blank Result	Reporting Limit	Analyzed	Qualifiers
1,2-Dibromoethane (EDB)	ug/L	ND	0.019	01/30/10 05:30	
1-Chloro-2-bromopropane (S)	%	108	60-140	01/30/10 05:30	

LABORATORY CONTROL SAMPLE & LCSD: 396420 396421

Parameter	Units	Spike Conc.	LCS Result	LCSD Result	LCS % Rec	LCSD % Rec	% Rec Limits	RPD	Max RPD	Qualifiers
1,2-Dibromoethane (EDB)	ug/L	.28	0.28	0.27	100	98	60-140	3	20	
1-Chloro-2-bromopropane (S)	%				101	99	60-140			

MATRIX SPIKE & MATRIX SPIKE DUPLICATE: 396422 396423

Parameter	Units	9262138007 Result	MS Spike Conc.	MSD Spike Conc.	MS Result	MSD Result	MS % Rec	MSD % Rec	% Rec Limits	RPD	Max RPD	Qual
1,2-Dibromoethane (EDB)	ug/L	ND	.28	.28	0.28	0.28	100	102	60-140	2	20	
1-Chloro-2-bromopropane (S)	%						97	103	60-140			

SAMPLE DUPLICATE: 396424

Parameter	Units	9262138010 Result	Dup Result	RPD	Max RPD	Qualifiers
1,2-Dibromoethane (EDB)	ug/L	ND	ND		20	
1-Chloro-2-bromopropane (S)	%	98	99	2		

This report shall not be reproduced, except in full,
without the written consent of Pace Analytical Services, Inc..

ACCREDITED IN ACCORDANCE WITH nelac

Pace Analytical®
www.pacelabs.com

Pace Analytical Services, Inc.
2225 Riverside Dr.
Asheville, NC 28804
(828)254-7176

Pace Analytical Services, Inc.
9800 Kincey Ave. Suite 100
Huntersville, NC 28078
(704)875-9092

QUALITY CONTROL DATA

Project: UNIVERSITY MART/CLOUDS
Pace Project No.: 9261875

QC Batch: OEXT/9160 Analysis Method: EPA 8011
QC Batch Method: EPA 8011 Analysis Description: GCS 8011 EDB DBCP
Associated Lab Samples: 9261875052, 9261875053, 9261875054, 9261875055, 9261875056, 9261875057, 9261875058, 9261875059, 9261875067

METHOD BLANK: 396591 Matrix: Water
Associated Lab Samples: 9261875052, 9261875053, 9261875054, 9261875055, 9261875056, 9261875057, 9261875058, 9261875059, 9261875067

Parameter	Units	Blank Result	Reporting Limit	Analyzed	Qualifiers
1,2-Dibromoethane (EDB)	ug/L	ND	0.019	02/01/10 15:51	
1-Chloro-2-bromopropane (S)	%	118	60-140	02/01/10 15:51	

LABORATORY CONTROL SAMPLE & LCSD: 396592 396593

Parameter	Units	Spike Conc.	LCS Result	LCSD Result	LCS % Rec	LCSD % Rec	% Rec Limits	RPD	Max RPD	Qualifiers
1,2-Dibromoethane (EDB)	ug/L	.28	0.29	0.30	104	104	60-140	2	20	
1-Chloro-2-bromopropane (S)	%				101	102	60-140			

MATRIX SPIKE & MATRIX SPIKE DUPLICATE: 396594 396595

Parameter	Units	9261875052 Result	MS Spike Conc.	MSD Spike Conc.	MS Result	MSD Result	MS % Rec	MSD % Rec	% Rec Limits	RPD	Max RPD	Qual
1,2-Dibromoethane (EDB)	ug/L	0.15	.28	.28	0.47	0.46	115	111	60-140	2	20	
1-Chloro-2-bromopropane (S)	%						111	106	60-140			

SAMPLE DUPLICATE: 396596

Parameter	Units	9262096001 Result	Dup Result	RPD	Max RPD	Qualifiers
1,2-Dibromoethane (EDB)	ug/L	ND	ND		20	
1-Chloro-2-bromopropane (S)	%	95	104	10		

This report shall not be reproduced, except in full,
without the written consent of Pace Analytical Services, Inc..

ACCREDITED IN ACCORDANCE WITH nelac

Pace Analytical
www.pacelabs.com

Pace Analytical Services, Inc.
2225 Riverside Dr.
Asheville, NC 28804
(828)254-7176

Pace Analytical Services, Inc.
9800 Kincey Ave. Suite 100
Huntersville, NC 28078
(704)875-9092

QUALITY CONTROL DATA

Project: UNIVERSITY MART/CLOUDS
Pace Project No.: 9261875

QC Batch: OEXT/9170 Analysis Method: EPA 8011
QC Batch Method: EPA 8011 Analysis Description: GCS 8011 EDB DBCP
Associated Lab Samples: 9261875029, 9261875031, 9261875047, 9261875048, 9261875049, 9261875071, 9261875072

METHOD BLANK: 397040 Matrix: Water
Associated Lab Samples: 9261875029, 9261875031, 9261875047, 9261875048, 9261875049, 9261875071, 9261875072

Parameter	Units	Blank Result	Reporting Limit	Analyzed	Qualifiers
1,2-Dibromoethane (EDB)	ug/L	ND	0.020	02/01/10 15:23	
1-Chloro-2-bromopropane (S)	%	106	60-140	02/01/10 15:23	

LABORATORY CONTROL SAMPLE & LCSD: 397041 397042

Parameter	Units	Spike Conc.	LCS Result	LCSD Result	LCS % Rec	LCSD % Rec	% Rec Limits	RPD	Max RPD	Qualifiers
1,2-Dibromoethane (EDB)	ug/L	.28	0.31	0.30	110	106	60-140	5	20	
1-Chloro-2-bromopropane (S)	%				104	102	60-140			

MATRIX SPIKE & MATRIX SPIKE DUPLICATE: 397043 397044

Parameter	Units	9261790002 Result	MS Spike Conc.	MSD Spike Conc.	MS Result	MSD Result	MS % Rec	MSD % Rec	% Rec Limits	RPD	Max RPD	Qual
1,2-Dibromoethane (EDB)	ug/L	1.3	.29	.29	1.4	1.4	24	12	60-140	2	20	P6
1-Chloro-2-bromopropane (S)	%						111	110	60-140			

SAMPLE DUPLICATE: 397045

Parameter	Units	9262228001 Result	Dup Result	RPD	Max RPD	Qualifiers
1,2-Dibromoethane (EDB)	ug/L	ND	ND		20	
1-Chloro-2-bromopropane (S)	%	101	99	2		

This report shall not be reproduced, except in full,
without the written consent of Pace Analytical Services, Inc..

ACCREDITED IN ACCORDANCE WITH nelac

Pace Analytical®
www.pacelabs.com

Pace Analytical Services, Inc.
2225 Riverside Dr.
Asheville, NC 28804
(828)254-7176

Pace Analytical Services, Inc.
9800 Kincey Ave. Suite 100
Huntersville, NC 28078
(704)875-9092

QUALITY CONTROL DATA

Project: UNIVERSITY MART/CLOUDS
Pace Project No.: 9261875

QC Batch: OEXT/9175
QC Batch Method: EPA 8011
Analysis Method: EPA 8011
Analysis Description: GCS 8011 EDB DBCP
Associated Lab Samples: 9261875044

METHOD BLANK: 397219
Matrix: Water
Associated Lab Samples: 9261875044

Parameter	Units	Blank Result	Reporting Limit	Analyzed	Qualifiers
1,2-Dibromoethane (EDB)	ug/L	ND	0.020	02/01/10 23:58	
1-Chloro-2-bromopropane (S)	%	115	60-140	02/01/10 23:58	

LABORATORY CONTROL SAMPLE & LCSD: 397220 397221

Parameter	Units	Spike Conc.	LCS Result	LCSD Result	LCS % Rec	LCSD % Rec	% Rec Limits	RPD	Max RPD	Qualifiers
1,2-Dibromoethane (EDB)	ug/L	.28	0.28	0.29	100	102	60-140	1	20	
1-Chloro-2-bromopropane (S)	%				98	97	60-140			

MATRIX SPIKE & MATRIX SPIKE DUPLICATE: 397222 397223

Parameter	Units	9262123005 Result	MS Spike Conc.	MSD Spike Conc.	MS Result	MSD Result	MS % Rec	MSD % Rec	% Rec Limits	RPD	Max RPD	Qual
1,2-Dibromoethane (EDB)	ug/L	ND	.29	.29	0.12	0.17	42	60	60-140	35	20	M0
1-Chloro-2-bromopropane (S)	%						35	55	60-140			S0

SAMPLE DUPLICATE: 397224

Parameter	Units	9262335001 Result	Dup Result	RPD	Max RPD	Qualifiers
1,2-Dibromoethane (EDB)	ug/L	ND	ND		20	
1-Chloro-2-bromopropane (S)	%	82	91	10		

This report shall not be reproduced, except in full,
without the written consent of Pace Analytical Services, Inc..

ACCREDITED IN ACCORDANCE WITH nelac

Pace Analytical®
www.pacelabs.com

Pace Analytical Services, Inc.
2225 Riverside Dr.
Asheville, NC 28804
(828)254-7176

Pace Analytical Services, Inc.
9800 Kincey Ave. Suite 100
Huntersville, NC 28078
(704)875-9092

QUALITY CONTROL DATA

Project: UNIVERSITY MART/CLOUDS
Pace Project No.: 9261875

QC Batch: MSV/9740
QC Batch Method: EPA 8260
Analysis Method: EPA 8260
Analysis Description: 8260 MSV Oxygenates
Associated Lab Samples: 9261875001, 9261875003

METHOD BLANK: 394285
Matrix: Water
Associated Lab Samples: 9261875001, 9261875003

Parameter	Units	Blank Result	Reporting Limit	Analyzed	Qualifiers
1,2-Dibromoethane (EDB)	ug/L	ND	5.0	01/24/10 14:52	
1,2-Dichloroethane	ug/L	ND	5.0	01/24/10 14:52	
3,3-Dimethyl-1-Butanol	ug/L	ND	100	01/24/10 14:52	
Benzene	ug/L	ND	5.0	01/24/10 14:52	
Diisopropyl ether	ug/L	ND	5.0	01/24/10 14:52	
Ethanol	ug/L	ND	200	01/24/10 14:52	
Ethyl-tert-butyl ether	ug/L	ND	10.0	01/24/10 14:52	
Ethylbenzene	ug/L	ND	5.0	01/24/10 14:52	
m&p-Xylene	ug/L	ND	10.0	01/24/10 14:52	
Methyl-tert-butyl ether	ug/L	ND	5.0	01/24/10 14:52	
Naphthalene	ug/L	ND	5.0	01/24/10 14:52	
o-Xylene	ug/L	ND	5.0	01/24/10 14:52	
tert-Amyl Alcohol	ug/L	ND	100	01/24/10 14:52	
tert-Amylmethyl ether	ug/L	ND	10.0	01/24/10 14:52	
tert-Butyl Alcohol	ug/L	ND	100	01/24/10 14:52	
tert-Butyl Formate	ug/L	ND	50.0	01/24/10 14:52	
Toluene	ug/L	ND	5.0	01/24/10 14:52	
Xylene (Total)	ug/L	ND	10.0	01/24/10 14:52	
1,2-Dichloroethane-d4 (S)	%	104	79-120	01/24/10 14:52	
4-Bromofluorobenzene (S)	%	96	87-109	01/24/10 14:52	
Dibromofluoromethane (S)	%	100	85-115	01/24/10 14:52	
Toluene-d8 (S)	%	100	70-120	01/24/10 14:52	

LABORATORY CONTROL SAMPLE: 394286

Parameter	Units	Spike Conc.	LCS Result	LCS % Rec	% Rec Limits	Qualifiers
1,2-Dibromoethane (EDB)	ug/L	50	55.8	112	81-125	
1,2-Dichloroethane	ug/L	50	55.9	112	72-126	
3,3-Dimethyl-1-Butanol	ug/L	1000	1010	101	55-148	
Benzene	ug/L	50	55.4	111	78-128	
Diisopropyl ether	ug/L	50	56.2	112	74-131	
Ethanol	ug/L	2000	2390	119	53-150	
Ethyl-tert-butyl ether	ug/L	100	112	112	77-136	
Ethylbenzene	ug/L	50	56.7	113	80-127	
m&p-Xylene	ug/L	100	114	114	82-127	
Methyl-tert-butyl ether	ug/L	50	57.4	115	71-130	
Naphthalene	ug/L	50	60.7	121	52-136	
o-Xylene	ug/L	50	56.7	113	83-124	
tert-Amyl Alcohol	ug/L	1000	1130	113	50-150	
tert-Amylmethyl ether	ug/L	100	113	113	50-150	
tert-Butyl Alcohol	ug/L	500	589	118	50-150	

This report shall not be reproduced, except in full,
without the written consent of Pace Analytical Services, Inc..

ACCREDITED IN ACCORDANCE WITH nelac

Pace Analytical®
www.pacelabs.com

Pace Analytical Services, Inc.
2225 Riverside Dr.
Asheville, NC 28804
(828)254-7176

Pace Analytical Services, Inc.
9800 Kincey Ave. Suite 100
Huntersville, NC 28078
(704)875-9092

QUALITY CONTROL DATA

Project: UNIVERSITY MART/CLOUDS
Pace Project No.: 9261875

LABORATORY CONTROL SAMPLE: 394286

Parameter	Units	Spike Conc.	LCS Result	LCS % Rec	% Rec Limits	Qualifiers
tert-Butyl Formate	ug/L	400	445	111	50-150	
Toluene	ug/L	50	55.3	111	76-126	
Xylene (Total)	ug/L	150	170	114	83-125	
1,2-Dichloroethane-d4 (S)	%			99	79-120	
4-Bromofluorobenzene (S)	%			103	87-109	
Dibromofluoromethane (S)	%			101	85-115	
Toluene-d8 (S)	%			100	70-120	

MATRIX SPIKE & MATRIX SPIKE DUPLICATE: 394287 394288

Parameter	Units	9261885011 Result	MS Spike Conc.	MSD Spike Conc.	MS Result	MSD Result	MS % Rec	MSD % Rec	% Rec Limits	RPD	Max RPD	Qual
Benzene	ug/L	ND	50	50	59.8	59.1	120	118	74-136	1	30	
Toluene	ug/L	ND	50	50	59.1	58.6	118	117	73-131	1	30	
1,2-Dichloroethane-d4 (S)	%						104	103	79-120			
4-Bromofluorobenzene (S)	%						95	96	87-109			
Dibromofluoromethane (S)	%						100	100	85-115			
Toluene-d8 (S)	%						99	99	70-120			

This report shall not be reproduced, except in full,
without the written consent of Pace Analytical Services, Inc..

ACCREDITED IN ACCORDANCE WITH nelac

Pace Analytical
www.pacelabs.com

Pace Analytical Services, Inc.
2225 Riverside Dr.
Asheville, NC 28804
(828)254-7176

Pace Analytical Services, Inc.
9800 Kincey Ave. Suite 100
Huntersville, NC 28078
(704)875-9092

QUALITY CONTROL DATA

Project: UNIVERSITY MART/CLOUDS
Pace Project No.: 9261875

QC Batch: MSV/9741 Analysis Method: EPA 8260
QC Batch Method: EPA 8260 Analysis Description: 8260 MSV Oxygenates
Associated Lab Samples: 9261875005, 9261875061, 9261875062, 9261875064, 9261875065, 9261875068, 9261875069, 9261875071

METHOD BLANK: 394289 Matrix: Water
Associated Lab Samples: 9261875005, 9261875061, 9261875062, 9261875064, 9261875065, 9261875068, 9261875069, 9261875071

Parameter	Units	Blank Result	Reporting Limit	Analyzed	Qualifiers
1,2-Dibromoethane (EDB)	ug/L	ND	5.0	01/25/10 23:28	
1,2-Dichloroethane	ug/L	ND	5.0	01/25/10 23:28	
3,3-Dimethyl-1-Butanol	ug/L	ND	100	01/25/10 23:28	
Benzene	ug/L	ND	5.0	01/25/10 23:28	
Diisopropyl ether	ug/L	ND	5.0	01/25/10 23:28	
Ethanol	ug/L	ND	200	01/25/10 23:28	
Ethyl-tert-butyl ether	ug/L	ND	10.0	01/25/10 23:28	
Ethylbenzene	ug/L	ND	5.0	01/25/10 23:28	
m&p-Xylene	ug/L	ND	10.0	01/25/10 23:28	
Methyl-tert-butyl ether	ug/L	ND	5.0	01/25/10 23:28	
Naphthalene	ug/L	ND	5.0	01/25/10 23:28	
o-Xylene	ug/L	ND	5.0	01/25/10 23:28	
tert-Amyl Alcohol	ug/L	ND	100	01/25/10 23:28	
tert-Amylmethyl ether	ug/L	ND	10.0	01/25/10 23:28	
tert-Butyl Alcohol	ug/L	ND	100	01/25/10 23:28	
tert-Butyl Formate	ug/L	ND	50.0	01/25/10 23:28	
Toluene	ug/L	ND	5.0	01/25/10 23:28	
Xylene (Total)	ug/L	ND	10.0	01/25/10 23:28	
1,2-Dichloroethane-d4 (S)	%	104	79-120	01/25/10 23:28	
4-Bromofluorobenzene (S)	%	98	87-109	01/25/10 23:28	
Dibromofluoromethane (S)	%	100	85-115	01/25/10 23:28	
Toluene-d8 (S)	%	100	70-120	01/25/10 23:28	

LABORATORY CONTROL SAMPLE: 394290

Parameter	Units	Spike Conc.	LCS Result	LCS % Rec	% Rec Limits	Qualifiers
1,2-Dibromoethane (EDB)	ug/L	50	52.3	105	81-125	
1,2-Dichloroethane	ug/L	50	52.7	105	72-126	
3,3-Dimethyl-1-Butanol	ug/L	1000	1070	107	55-148	
Benzene	ug/L	50	52.9	106	78-128	
Diisopropyl ether	ug/L	50	54.5	109	74-131	
Ethanol	ug/L	2000	2190	110	53-150	
Ethyl-tert-butyl ether	ug/L	100	108	108	77-136	
Ethylbenzene	ug/L	50	52.8	106	80-127	
m&p-Xylene	ug/L	100	107	107	82-127	
Methyl-tert-butyl ether	ug/L	50	54.2	108	71-130	
Naphthalene	ug/L	50	54.8	110	52-136	
o-Xylene	ug/L	50	52.7	105	83-124	
tert-Amyl Alcohol	ug/L	1000	1100	110	50-150	
tert-Amylmethyl ether	ug/L	100	110	110	50-150	
tert-Butyl Alcohol	ug/L	500	546	109	50-150	

This report shall not be reproduced, except in full,
without the written consent of Pace Analytical Services, Inc..

ACCREDITED IN ACCORDANCE WITH nelac

Pace Analytical®
www.pacelabs.com

Pace Analytical Services, Inc.
2225 Riverside Dr.
Asheville, NC 28804
(828)254-7176

Pace Analytical Services, Inc.
9800 Kincey Ave. Suite 100
Huntersville, NC 28078
(704)875-9092

QUALITY CONTROL DATA

Project: UNIVERSITY MART/CLOUDS
Pace Project No.: 9261875

LABORATORY CONTROL SAMPLE: 394290

Parameter	Units	Spike Conc.	LCS Result	LCS % Rec	% Rec Limits	Qualifiers
tert-Butyl Formate	ug/L	400	446	111	50-150	
Toluene	ug/L	50	52.9	106	76-126	
Xylene (Total)	ug/L	150	159	106	83-125	
1,2-Dichloroethane-d4 (S)	%			100	79-120	
4-Bromofluorobenzene (S)	%			100	87-109	
Dibromofluoromethane (S)	%			100	85-115	
Toluene-d8 (S)	%			101	70-120	

MATRIX SPIKE & MATRIX SPIKE DUPLICATE: 394805 394806

Parameter	Units	9261875061 Result	MS Spike Conc.	MSD Spike Conc.	MS Result	MSD Result	MS % Rec	MSD % Rec	% Rec Limits	RPD	Max RPD	Qual
1,2-Dibromoethane (EDB)	ug/L	ND	50	50	50.6	49.3	101	99	70-130	3	30	
1,2-Dichloroethane	ug/L	ND	50	50	49.5	49.2	99	98	75-119	1	30	
3,3-Dimethyl-1-Butanol	ug/L	ND	1000	1000	1010	1040	101	104	70-130	3	30	
Benzene	ug/L	4.3J	50	50	52.3	52.2	96	96	74-136	0	30	
Diisopropyl ether	ug/L	ND	50	50	50.5	49.7	101	99	70-130	2	30	
Ethanol	ug/L	ND	2000	2000	2080	2710	104	136	70-130	26	30	M0
Ethyl-tert-butyl ether	ug/L	ND	100	100	100	98.1	100	98	70-130	2	30	
Ethylbenzene	ug/L	2.6J	50	50	50.3	50.6	95	96	70-130	1	30	
m&p-Xylene	ug/L	35.1	100	100	135	133	100	97	70-130	2	30	
Methyl-tert-butyl ether	ug/L	ND	50	50	52.8	50.3	106	101	70-130	5	30	
Naphthalene	ug/L	3.1J	50	50	52.2	53.1	98	100	70-130	2	30	
o-Xylene	ug/L	19.5	50	50	69.2	68.9	99	99	70-130	1	30	
tert-Amyl Alcohol	ug/L	ND	1000	1000	1050	976	105	98	70-130	7	30	
tert-Amylmethyl ether	ug/L	ND	100	100	101	97.5	101	98	70-130	3	30	
tert-Butyl Alcohol	ug/L	ND	500	500	790	724	158	145	70-130	9	30	M0
tert-Butyl Formate	ug/L	ND	400	400	ND	ND	0	0	70-130		30	P5
Toluene	ug/L	20.1	50	50	68.7	67.6	97	95	73-131	2	30	
1,2-Dichloroethane-d4 (S)	%						101	101	79-120			
4-Bromofluorobenzene (S)	%						103	102	87-109			
Dibromofluoromethane (S)	%						103	101	85-115			
Toluene-d8 (S)	%						100	100	70-120			

This report shall not be reproduced, except in full,
without the written consent of Pace Analytical Services, Inc..

ACCREDITED IN ACCORDANCE WITH nelac

Pace Analytical®
www.pacelabs.com

Pace Analytical Services, Inc.
2225 Riverside Dr.
Asheville, NC 28804
(828)254-7176

Pace Analytical Services, Inc.
9800 Kincey Ave. Suite 100
Huntersville, NC 28078
(704)875-9092

QUALITY CONTROL DATA

Project: UNIVERSITY MART/CLOUDS
Pace Project No.: 9261875

QC Batch: MSV/9747 Analysis Method: EPA 8260
QC Batch Method: EPA 8260 Analysis Description: 8260 MSV Oxygenates
Associated Lab Samples: 9261875006, 9261875007, 9261875008, 9261875009, 9261875010

METHOD BLANK: 394399 Matrix: Water
Associated Lab Samples: 9261875006, 9261875007, 9261875008, 9261875009, 9261875010

Parameter	Units	Blank Result	Reporting Limit	Analyzed	Qualifiers
1,2-Dibromoethane (EDB)	ug/L	ND	5.0	01/25/10 10:48	
1,2-Dichloroethane	ug/L	ND	5.0	01/25/10 10:48	
3,3-Dimethyl-1-Butanol	ug/L	ND	100	01/25/10 10:48	
Benzene	ug/L	ND	5.0	01/25/10 10:48	
Diisopropyl ether	ug/L	ND	5.0	01/25/10 10:48	
Ethanol	ug/L	ND	200	01/25/10 10:48	
Ethyl-tert-butyl ether	ug/L	ND	10.0	01/25/10 10:48	
Ethylbenzene	ug/L	ND	5.0	01/25/10 10:48	
m&p-Xylene	ug/L	ND	10.0	01/25/10 10:48	
Methyl-tert-butyl ether	ug/L	ND	5.0	01/25/10 10:48	
Naphthalene	ug/L	ND	5.0	01/25/10 10:48	
o-Xylene	ug/L	ND	5.0	01/25/10 10:48	
tert-Amyl Alcohol	ug/L	ND	100	01/25/10 10:48	
tert-Amylmethyl ether	ug/L	ND	10.0	01/25/10 10:48	
tert-Butyl Alcohol	ug/L	ND	100	01/25/10 10:48	
tert-Butyl Formate	ug/L	ND	50.0	01/25/10 10:48	
Toluene	ug/L	ND	5.0	01/25/10 10:48	
Xylene (Total)	ug/L	ND	10.0	01/25/10 10:48	
1,2-Dichloroethane-d4 (S)	%	94	79-120	01/25/10 10:48	
4-Bromofluorobenzene (S)	%	96	87-109	01/25/10 10:48	
Dibromofluoromethane (S)	%	99	85-115	01/25/10 10:48	
Toluene-d8 (S)	%	103	70-120	01/25/10 10:48	

LABORATORY CONTROL SAMPLE: 394400

Parameter	Units	Spike Conc.	LCS Result	LCS % Rec	% Rec Limits	Qualifiers
1,2-Dibromoethane (EDB)	ug/L	50	52.6	105	81-125	
1,2-Dichloroethane	ug/L	50	48.9	98	72-126	
3,3-Dimethyl-1-Butanol	ug/L	1000	961	96	55-148	
Benzene	ug/L	50	54.7	109	78-128	
Diisopropyl ether	ug/L	50	56.6	113	74-131	
Ethanol	ug/L	2000	1800	90	53-150	
Ethyl-tert-butyl ether	ug/L	100	123	123	77-136	
Ethylbenzene	ug/L	50	54.0	108	80-127	
m&p-Xylene	ug/L	100	109	109	82-127	
Methyl-tert-butyl ether	ug/L	50	56.4	113	71-130	
Naphthalene	ug/L	50	58.3	117	52-136	
o-Xylene	ug/L	50	53.3	107	83-124	
tert-Amyl Alcohol	ug/L	1000	1130	113	50-150	
tert-Amylmethyl ether	ug/L	100	124	124	50-150	
tert-Butyl Alcohol	ug/L	500	456	91	50-150	

This report shall not be reproduced, except in full,
without the written consent of Pace Analytical Services, Inc..

ACCREDITED IN ACCORDANCE WITH nelac

Pace Analytical®
www.pacelabs.com

Pace Analytical Services, Inc.
2225 Riverside Dr.
Asheville, NC 28804
(828)254-7176

Pace Analytical Services, Inc.
9800 Kincey Ave. Suite 100
Huntersville, NC 28078
(704)875-9092

QUALITY CONTROL DATA

Project: UNIVERSITY MART/CLOUDS
Pace Project No.: 9261875

LABORATORY CONTROL SAMPLE: 394400

Parameter	Units	Spike Conc.	LCS Result	LCS % Rec	% Rec Limits	Qualifiers
tert-Butyl Formate	ug/L	400	397	99	50-150	
Toluene	ug/L	50	53.5	107	76-126	
Xylene (Total)	ug/L	150	162	108	83-125	
1,2-Dichloroethane-d4 (S)	%			94	79-120	
4-Bromofluorobenzene (S)	%			96	87-109	
Dibromofluoromethane (S)	%			97	85-115	
Toluene-d8 (S)	%			101	70-120	

This report shall not be reproduced, except in full,
without the written consent of Pace Analytical Services, Inc..

ACCREDITED IN ACCORDANCE WITH nelac

Pace Analytical®
www.pacelabs.com

Pace Analytical Services, Inc.
2225 Riverside Dr.
Asheville, NC 28804
(828)254-7176

Pace Analytical Services, Inc.
9800 Kincey Ave. Suite 100
Huntersville, NC 28078
(704)875-9092

QUALITY CONTROL DATA

Project: UNIVERSITY MART/CLOUDS
Pace Project No.: 9261875

QC Batch: MSV/9748 Analysis Method: EPA 8260
QC Batch Method: EPA 8260 Analysis Description: 8260 MSV Oxygenates
Associated Lab Samples: 9261875011, 9261875019, 9261875020, 9261875021, 9261875022, 9261875023, 9261875024, 9261875025, 9261875027, 9261875028, 9261875029, 9261875030, 9261875032, 9261875033, 9261875034, 9261875036, 9261875037, 9261875038, 9261875039

METHOD BLANK: 394463 Matrix: Water
Associated Lab Samples: 9261875011, 9261875019, 9261875020, 9261875021, 9261875022, 9261875023, 9261875024, 9261875025, 9261875027, 9261875028, 9261875029, 9261875030, 9261875032, 9261875033, 9261875034, 9261875036, 9261875037, 9261875038, 9261875039

Parameter	Units	Blank Result	Reporting Limit	Analyzed	Qualifiers
1,2-Dibromoethane (EDB)	ug/L	ND	5.0	01/27/10 23:29	
1,2-Dichloroethane	ug/L	ND	5.0	01/27/10 23:29	
3,3-Dimethyl-1-Butanol	ug/L	ND	100	01/27/10 23:29	
Benzene	ug/L	ND	5.0	01/27/10 23:29	
Diisopropyl ether	ug/L	ND	5.0	01/27/10 23:29	
Ethanol	ug/L	ND	200	01/27/10 23:29	
Ethyl-tert-butyl ether	ug/L	ND	10.0	01/27/10 23:29	
Ethylbenzene	ug/L	ND	5.0	01/27/10 23:29	
m&p-Xylene	ug/L	ND	10.0	01/27/10 23:29	
Methyl-tert-butyl ether	ug/L	ND	5.0	01/27/10 23:29	
Naphthalene	ug/L	ND	5.0	01/27/10 23:29	
o-Xylene	ug/L	ND	5.0	01/27/10 23:29	
tert-Amyl Alcohol	ug/L	ND	100	01/27/10 23:29	
tert-Amylmethyl ether	ug/L	ND	10.0	01/27/10 23:29	
tert-Butyl Alcohol	ug/L	ND	100	01/27/10 23:29	
tert-Butyl Formate	ug/L	ND	50.0	01/27/10 23:29	
Toluene	ug/L	ND	5.0	01/27/10 23:29	
Xylene (Total)	ug/L	ND	10.0	01/27/10 23:29	
1,2-Dichloroethane-d4 (S)	%	97	79-120	01/27/10 23:29	
4-Bromofluorobenzene (S)	%	96	87-109	01/27/10 23:29	
Dibromofluoromethane (S)	%	101	85-115	01/27/10 23:29	
Toluene-d8 (S)	%	104	70-120	01/27/10 23:29	

LABORATORY CONTROL SAMPLE: 394464

Parameter	Units	Spike Conc.	LCS Result	LCS % Rec	% Rec Limits	Qualifiers
1,2-Dibromoethane (EDB)	ug/L	50	51.9	104	81-125	
1,2-Dichloroethane	ug/L	50	51.2	102	72-126	
3,3-Dimethyl-1-Butanol	ug/L	1000	962	96	55-148	
Benzene	ug/L	50	55.7	111	78-128	
Diisopropyl ether	ug/L	50	59.4	119	74-131	
Ethanol	ug/L	2000	2030	102	53-150	
Ethyl-tert-butyl ether	ug/L	100	128	128	77-136	
Ethylbenzene	ug/L	50	53.5	107	80-127	
m&p-Xylene	ug/L	100	108	108	82-127	
Methyl-tert-butyl ether	ug/L	50	59.1	118	71-130	
Naphthalene	ug/L	50	56.7	113	52-136	
o-Xylene	ug/L	50	52.5	105	83-124	

This report shall not be reproduced, except in full,
without the written consent of Pace Analytical Services, Inc..

ACCREDITED IN ACCORDANCE WITH nelac

Pace Analytical®
www.pacelabs.com

Pace Analytical Services, Inc.
2225 Riverside Dr.
Asheville, NC 28804
(828)254-7176

Pace Analytical Services, Inc.
9800 Kincey Ave. Suite 100
Huntersville, NC 28078
(704)875-9092

QUALITY CONTROL DATA

Project: UNIVERSITY MART/CLOUDS
Pace Project No.: 9261875

LABORATORY CONTROL SAMPLE: 394464

Parameter	Units	Spike Conc.	LCS Result	LCS % Rec	% Rec Limits	Qualifiers
tert-Amyl Alcohol	ug/L	1000	1180	118	50-150	
tert-Amylmethyl ether	ug/L	100	125	125	50-150	
tert-Butyl Alcohol	ug/L	500	489	98	50-150	
tert-Butyl Formate	ug/L	400	430	108	50-150	
Toluene	ug/L	50	54.5	109	76-126	
Xylene (Total)	ug/L	150	160	107	83-125	
1,2-Dichloroethane-d4 (S)	%			96	79-120	
4-Bromofluorobenzene (S)	%			96	87-109	
Dibromofluoromethane (S)	%			101	85-115	
Toluene-d8 (S)	%			102	70-120	

MATRIX SPIKE & MATRIX SPIKE DUPLICATE: 394465 394466

Parameter	Units	9261875032 Result	MS Spike Conc.	MSD Spike Conc.	MS Result	MSD Result	MS % Rec	MSD % Rec	% Rec Limits	RPD	Max RPD	Qual
Benzene	ug/L	ND	50	50	63.4	61.7	126	123	74-136	3	30	
Toluene	ug/L	2.6J	50	50	65.3	64.1	125	123	73-131	2	30	
1,2-Dichloroethane-d4 (S)	%						101	99	79-120			
4-Bromofluorobenzene (S)	%						95	96	87-109			
Dibromofluoromethane (S)	%						101	104	85-115			
Toluene-d8 (S)	%						104	103	70-120			

This report shall not be reproduced, except in full,
without the written consent of Pace Analytical Services, Inc..

ACCREDITED IN ACCORDANCE WITH nelac

Pace Analytical®
www.pacelabs.com

Pace Analytical Services, Inc.
2225 Riverside Dr.
Asheville, NC 28804
(828)254-7176

Pace Analytical Services, Inc.
9800 Kincey Ave. Suite 100
Huntersville, NC 28078
(704)875-9092

QUALITY CONTROL DATA

Project: UNIVERSITY MART/CLOUDS
Pace Project No.: 9261875

QC Batch: MSV/9749 Analysis Method: EPA 8260
QC Batch Method: EPA 8260 Analysis Description: 8260 MSV Oxygenates
Associated Lab Samples: 9261875026, 9261875031, 9261875035, 9261875040, 9261875041, 9261875042, 9261875043, 9261875044, 9261875045, 9261875046, 9261875047, 9261875048, 9261875049, 9261875050, 9261875051, 9261875052, 9261875056, 9261875058, 9261875059, 9261875063

METHOD BLANK: 394480 Matrix: Water
Associated Lab Samples: 9261875026, 9261875031, 9261875035, 9261875040, 9261875041, 9261875042, 9261875043, 9261875044, 9261875045, 9261875046, 9261875047, 9261875048, 9261875049, 9261875050, 9261875051, 9261875052, 9261875056, 9261875058, 9261875059, 9261875063

Parameter	Units	Blank Result	Reporting Limit	Analyzed	Qualifiers
1,2-Dibromoethane (EDB)	ug/L	ND	5.0	01/26/10 00:06	
1,2-Dichloroethane	ug/L	ND	5.0	01/26/10 00:06	
3,3-Dimethyl-1-Butanol	ug/L	ND	100	01/26/10 00:06	
Benzene	ug/L	ND	5.0	01/26/10 00:06	
Diisopropyl ether	ug/L	ND	5.0	01/26/10 00:06	
Ethanol	ug/L	ND	200	01/26/10 00:06	
Ethyl-tert-butyl ether	ug/L	ND	10.0	01/26/10 00:06	
Ethylbenzene	ug/L	ND	5.0	01/26/10 00:06	
m&p-Xylene	ug/L	ND	10.0	01/26/10 00:06	
Methyl-tert-butyl ether	ug/L	ND	5.0	01/26/10 00:06	
Naphthalene	ug/L	ND	5.0	01/26/10 00:06	
o-Xylene	ug/L	ND	5.0	01/26/10 00:06	
tert-Amyl Alcohol	ug/L	ND	100	01/26/10 00:06	
tert-Amylmethyl ether	ug/L	ND	10.0	01/26/10 00:06	
tert-Butyl Alcohol	ug/L	ND	100	01/26/10 00:06	
tert-Butyl Formate	ug/L	ND	50.0	01/26/10 00:06	
Toluene	ug/L	ND	5.0	01/26/10 00:06	
Xylene (Total)	ug/L	ND	10.0	01/26/10 00:06	
1,2-Dichloroethane-d4 (S)	%	102	79-120	01/26/10 00:06	
4-Bromofluorobenzene (S)	%	93	87-109	01/26/10 00:06	
Dibromofluoromethane (S)	%	101	85-115	01/26/10 00:06	
Toluene-d8 (S)	%	98	70-120	01/26/10 00:06	

LABORATORY CONTROL SAMPLE: 394481

Parameter	Units	Spike Conc.	LCS Result	LCS % Rec	% Rec Limits	Qualifiers
1,2-Dibromoethane (EDB)	ug/L	50	49.0	98	81-125	
1,2-Dichloroethane	ug/L	50	55.0	110	72-126	
3,3-Dimethyl-1-Butanol	ug/L	1000	888	89	55-148	
Benzene	ug/L	50	53.7	107	78-128	
Diisopropyl ether	ug/L	50	52.6	105	74-131	
Ethanol	ug/L	2000	2470	124	53-150	
Ethyl-tert-butyl ether	ug/L	100	102	102	77-136	
Ethylbenzene	ug/L	50	52.1	104	80-127	
m&p-Xylene	ug/L	100	105	105	82-127	
Methyl-tert-butyl ether	ug/L	50	53.1	106	71-130	
Naphthalene	ug/L	50	52.8	106	52-136	
o-Xylene	ug/L	50	52.5	105	83-124	

This report shall not be reproduced, except in full,
without the written consent of Pace Analytical Services, Inc..

ACCREDITED IN ACCORDANCE WITH nelac

Pace Analytical®
www.pacelabs.com

Pace Analytical Services, Inc.
2225 Riverside Dr.
Asheville, NC 28804
(828)254-7176

Pace Analytical Services, Inc.
9800 Kincey Ave. Suite 100
Huntersville, NC 28078
(704)875-9092

QUALITY CONTROL DATA

Project: UNIVERSITY MART/CLOUDS
Pace Project No.: 9261875

LABORATORY CONTROL SAMPLE: 394481

Parameter	Units	Spike Conc.	LCS Result	LCS % Rec	% Rec Limits	Qualifiers
tert-Amyl Alcohol	ug/L	1000	963	96	50-150	
tert-Amylmethyl ether	ug/L	100	102	102	50-150	
tert-Butyl Alcohol	ug/L	500	559	112	50-150	
tert-Butyl Formate	ug/L	400	249	62	50-150	
Toluene	ug/L	50	54.1	108	76-126	
Xylene (Total)	ug/L	150	157	105	83-125	
1,2-Dichloroethane-d4 (S)	%			99	79-120	
4-Bromofluorobenzene (S)	%			101	87-109	
Dibromofluoromethane (S)	%			102	85-115	
Toluene-d8 (S)	%			101	70-120	

MATRIX SPIKE & MATRIX SPIKE DUPLICATE: 394482 394483

Parameter	Units	9261875050 Result	MS Spike Conc.	MSD Spike Conc.	MS Result	MSD Result	MS % Rec	MSD % Rec	% Rec Limits	RPD	Max RPD	Qual
Benzene	ug/L	ND	50	50	60.9	57.9	121	115	74-136	5	30	
Toluene	ug/L	ND	50	50	58.8	55.8	116	110	73-131	5	30	
1,2-Dichloroethane-d4 (S)	%						101	99	79-120			
4-Bromofluorobenzene (S)	%						93	94	87-109			
Dibromofluoromethane (S)	%						100	98	85-115			
Toluene-d8 (S)	%						98	99	70-120			

This report shall not be reproduced, except in full,
without the written consent of Pace Analytical Services, Inc..

ACCREDITED IN ACCORDANCE WITH nelac

Pace Analytical®
www.pacelabs.com

Pace Analytical Services, Inc.
2225 Riverside Dr.
Asheville, NC 28804
(828)254-7176

Pace Analytical Services, Inc.
9800 Kincey Ave. Suite 100
Huntersville, NC 28078
(704)875-9092

QUALITY CONTROL DATA

Project: UNIVERSITY MART/CLOUDS
Pace Project No.: 9261875

QC Batch: MSV/9760 Analysis Method: EPA 8260
QC Batch Method: EPA 8260 Analysis Description: 8260 MSV Oxygenates
Associated Lab Samples: 9261875012, 9261875013, 9261875014, 9261875015, 9261875016, 9261875017, 9261875018, 9261875053, 9261875054, 9261875055, 9261875057, 9261875066, 9261875067, 9261875072

METHOD BLANK: 394662 Matrix: Water
Associated Lab Samples: 9261875012, 9261875013, 9261875014, 9261875015, 9261875016, 9261875017, 9261875018, 9261875053, 9261875054, 9261875055, 9261875057, 9261875066, 9261875067, 9261875072

Parameter	Units	Blank Result	Reporting Limit	Analyzed	Qualifiers
1,2-Dibromoethane (EDB)	ug/L	ND	5.0	01/26/10 10:23	
1,2-Dichloroethane	ug/L	ND	5.0	01/26/10 10:23	
3,3-Dimethyl-1-Butanol	ug/L	ND	100	01/26/10 10:23	
Benzene	ug/L	ND	5.0	01/26/10 10:23	
Diisopropyl ether	ug/L	ND	5.0	01/26/10 10:23	
Ethanol	ug/L	ND	200	01/26/10 10:23	
Ethyl-tert-butyl ether	ug/L	ND	10.0	01/26/10 10:23	
Ethylbenzene	ug/L	ND	5.0	01/26/10 10:23	
m&p-Xylene	ug/L	ND	10.0	01/26/10 10:23	
Methyl-tert-butyl ether	ug/L	ND	5.0	01/26/10 10:23	
Naphthalene	ug/L	ND	5.0	01/26/10 10:23	
o-Xylene	ug/L	ND	5.0	01/26/10 10:23	
tert-Amyl Alcohol	ug/L	ND	100	01/26/10 10:23	
tert-Amylmethyl ether	ug/L	ND	10.0	01/26/10 10:23	
tert-Butyl Alcohol	ug/L	ND	100	01/26/10 10:23	
tert-Butyl Formate	ug/L	ND	50.0	01/26/10 10:23	
Toluene	ug/L	ND	5.0	01/26/10 10:23	
Xylene (Total)	ug/L	ND	10.0	01/26/10 10:23	
1,2-Dichloroethane-d4 (S)	%	100	79-120	01/26/10 10:23	
4-Bromofluorobenzene (S)	%	94	87-109	01/26/10 10:23	
Dibromofluoromethane (S)	%	102	85-115	01/26/10 10:23	
Toluene-d8 (S)	%	103	70-120	01/26/10 10:23	

LABORATORY CONTROL SAMPLE: 394663

Parameter	Units	Spike Conc.	LCS Result	LCS % Rec	% Rec Limits	Qualifiers
1,2-Dibromoethane (EDB)	ug/L	50	54.5	109	81-125	
1,2-Dichloroethane	ug/L	50	52.1	104	72-126	
3,3-Dimethyl-1-Butanol	ug/L	1000	1030	103	55-148	
Benzene	ug/L	50	54.2	108	78-128	
Diisopropyl ether	ug/L	50	58.0	116	74-131	
Ethanol	ug/L	2000	1690	84	53-150	
Ethyl-tert-butyl ether	ug/L	100	142	142	77-136	L3
Ethylbenzene	ug/L	50	54.5	109	80-127	
m&p-Xylene	ug/L	100	110	110	82-127	
Methyl-tert-butyl ether	ug/L	50	61.4	123	71-130	
Naphthalene	ug/L	50	58.7	117	52-136	
o-Xylene	ug/L	50	54.1	108	83-124	
tert-Amyl Alcohol	ug/L	1000	1420	142	50-150	
tert-Amylmethyl ether	ug/L	100	148	148	50-150	

This report shall not be reproduced, except in full,
without the written consent of Pace Analytical Services, Inc..

ACCREDITED IN ACCORDANCE WITH nelac

Pace Analytical®
www.pacelabs.com

Pace Analytical Services, Inc.
2225 Riverside Dr.
Asheville, NC 28804
(828)254-7176

Pace Analytical Services, Inc.
9800 Kincey Ave. Suite 100
Huntersville, NC 28078
(704)875-9092

QUALITY CONTROL DATA

Project: UNIVERSITY MART/CLOUDS
Pace Project No.: 9261875

LABORATORY CONTROL SAMPLE: 394663

Parameter	Units	Spike Conc.	LCS Result	LCS % Rec	% Rec Limits	Qualifiers
tert-Butyl Alcohol	ug/L	500	476	95	50-150	
tert-Butyl Formate	ug/L	400	413	103	50-150	
Toluene	ug/L	50	53.9	108	76-126	
Xylene (Total)	ug/L	150	164	110	83-125	
1,2-Dichloroethane-d4 (S)	%			100	79-120	
4-Bromofluorobenzene (S)	%			98	87-109	
Dibromofluoromethane (S)	%			99	85-115	
Toluene-d8 (S)	%			102	70-120	

This report shall not be reproduced, except in full,
without the written consent of Pace Analytical Services, Inc..

ACCREDITED IN ACCORDANCE WITH nelac

Pace Analytical®
www.pacelabs.com

Pace Analytical Services, Inc.
2225 Riverside Dr.
Asheville, NC 28804
(828)254-7176

Pace Analytical Services, Inc.
9800 Kincey Ave. Suite 100
Huntersville, NC 28078
(704)875-9092

QUALITY CONTROL DATA

Project: UNIVERSITY MART/CLOUDS
Pace Project No.: 9261875

QC Batch: MSV/9779 Analysis Method: EPA 8260
QC Batch Method: EPA 8260 Analysis Description: 8260 MSV Oxygenates
Associated Lab Samples: 9261875002, 9261875004, 9261875060, 9261875070

METHOD BLANK: 395515 Matrix: Water
Associated Lab Samples: 9261875002, 9261875004, 9261875060, 9261875070

Parameter	Units	Blank Result	Reporting Limit	Analyzed	Qualifiers
1,2-Dibromoethane (EDB)	ug/L	ND	5.0	01/27/10 10:54	
1,2-Dichloroethane	ug/L	ND	5.0	01/27/10 10:54	
3,3-Dimethyl-1-Butanol	ug/L	ND	100	01/27/10 10:54	
Benzene	ug/L	ND	5.0	01/27/10 10:54	
Diisopropyl ether	ug/L	ND	5.0	01/27/10 10:54	
Ethanol	ug/L	ND	200	01/27/10 10:54	
Ethyl-tert-butyl ether	ug/L	ND	10.0	01/27/10 10:54	
Ethylbenzene	ug/L	ND	5.0	01/27/10 10:54	
m&p-Xylene	ug/L	ND	10.0	01/27/10 10:54	
Methyl-tert-butyl ether	ug/L	ND	5.0	01/27/10 10:54	
Naphthalene	ug/L	ND	5.0	01/27/10 10:54	
o-Xylene	ug/L	ND	5.0	01/27/10 10:54	
tert-Amyl Alcohol	ug/L	ND	100	01/27/10 10:54	
tert-Amylmethyl ether	ug/L	ND	10.0	01/27/10 10:54	
tert-Butyl Alcohol	ug/L	ND	100	01/27/10 10:54	
tert-Butyl Formate	ug/L	ND	50.0	01/27/10 10:54	
Toluene	ug/L	ND	5.0	01/27/10 10:54	
Xylene (Total)	ug/L	ND	10.0	01/27/10 10:54	
1,2-Dichloroethane-d4 (S)	%	102	79-120	01/27/10 10:54	
4-Bromofluorobenzene (S)	%	100	87-109	01/27/10 10:54	
Dibromofluoromethane (S)	%	102	85-115	01/27/10 10:54	
Toluene-d8 (S)	%	101	70-120	01/27/10 10:54	

LABORATORY CONTROL SAMPLE: 395516

Parameter	Units	Spike Conc.	LCS Result	LCS % Rec	% Rec Limits	Qualifiers
1,2-Dibromoethane (EDB)	ug/L	50	51.5	103	81-125	
1,2-Dichloroethane	ug/L	50	49.8	100	72-126	
3,3-Dimethyl-1-Butanol	ug/L	1000	1300	130	55-148	
Benzene	ug/L	50	49.7	99	78-128	
Diisopropyl ether	ug/L	50	53.0	106	74-131	
Ethanol	ug/L	2000	3600	180	53-150	L3
Ethyl-tert-butyl ether	ug/L	100	106	106	77-136	
Ethylbenzene	ug/L	50	50.9	102	80-127	
m&p-Xylene	ug/L	100	103	103	82-127	
Methyl-tert-butyl ether	ug/L	50	52.0	104	71-130	
Naphthalene	ug/L	50	53.2	106	52-136	
o-Xylene	ug/L	50	51.0	102	83-124	
tert-Amyl Alcohol	ug/L	1000	1350	135	50-150	
tert-Amylmethyl ether	ug/L	100	105	105	50-150	
tert-Butyl Alcohol	ug/L	500	771	154	50-150	L3

This report shall not be reproduced, except in full,
without the written consent of Pace Analytical Services, Inc..

ACCREDITED IN ACCORDANCE WITH nelac

Pace Analytical®
www.pacelabs.com

Pace Analytical Services, Inc.
2225 Riverside Dr.
Asheville, NC 28804
(828)254-7176

Pace Analytical Services, Inc.
9800 Kincey Ave. Suite 100
Huntersville, NC 28078
(704)875-9092

QUALITY CONTROL DATA

Project: UNIVERSITY MART/CLOUDS
Pace Project No.: 9261875

LABORATORY CONTROL SAMPLE: 395516

Parameter	Units	Spike Conc.	LCS Result	LCS % Rec	% Rec Limits	Qualifiers
tert-Butyl Formate	ug/L	400	391	98	50-150	
Toluene	ug/L	50	50.6	101	76-126	
Xylene (Total)	ug/L	150	154	103	83-125	
1,2-Dichloroethane-d4 (S)	%			96	79-120	
4-Bromofluorobenzene (S)	%			101	87-109	
Dibromofluoromethane (S)	%			99	85-115	
Toluene-d8 (S)	%			100	70-120	

This report shall not be reproduced, except in full,
without the written consent of Pace Analytical Services, Inc..

ACCREDITED IN ACCORDANCE WITH nelac

Pace Analytical®
www.pacelabs.com

Pace Analytical Services, Inc.
2225 Riverside Dr.
Asheville, NC 28804
(828)254-7176

Pace Analytical Services, Inc.
9800 Kincey Ave. Suite 100
Huntersville, NC 28078
(704)875-9092

QUALIFIERS

Project: UNIVERSITY MART/CLOUDS
Pace Project No.: 9261875

DEFINITIONS

DF - Dilution Factor, if reported, represents the factor applied to the reported data due to changes in sample preparation, dilution of the sample aliquot, or moisture content.

ND - Not Detected at or above adjusted reporting limit.

J - Estimated concentration above the adjusted method detection limit and below the adjusted reporting limit.

MDL - Adjusted Method Detection Limit.

S - Surrogate

1,2-Diphenylhydrazine (8270 listed analyte) decomposes to Azobenzene.

Consistent with EPA guidelines, unrounded data are displayed and have been used to calculate % recovery and RPD values.

LCS(D) - Laboratory Control Sample (Duplicate)

MS(D) - Matrix Spike (Duplicate)

DUP - Sample Duplicate

RPD - Relative Percent Difference

NC - Not Calculable.

Pace Analytical is NELAP accredited. Contact your Pace PM for the current list of accredited analytes.

U - Indicates the compound was analyzed for, but not detected.

ANALYTE QUALIFIERS

D3	Sample was diluted due to the presence of high levels of non-target analytes or other matrix interference.
E	Analyte concentration exceeded the calibration range. The reported result is estimated.
L3	Analyte recovery in the laboratory control sample (LCS) exceeded QC limits. Analyte presence below reporting limits in associated samples. Results unaffected by high bias.
M0	Matrix spike recovery and/or matrix spike duplicate recovery was outside laboratory control limits.
P5	The EPA or method required sample preservation degrades this compound, therefore acceptable recoveries may not be achieved in sample matrix spikes.
P6	Matrix spike recovery was outside laboratory control limits due to a parent sample concentration notably higher than the spike level.
S0	Surrogate recovery outside laboratory control limits.
S4	Surrogate recovery not evaluated against control limits due to sample dilution.
pH	Post-analysis pH measurement indicates insufficient VOA sample preservation.

This report shall not be reproduced, except in full,
without the written consent of Pace Analytical Services, Inc..

ACCREDITED IN ACCORDANCE WITH nelac

Pace Analytical
www.pacelabs.com

CHAIN-OF-CUSTODY / Analytical Request Document

The Chain-of-Custody is a LEGAL DOCUMENT. All relevant fields must be completed accurately.

Section A Required Client Information:		Section B Required Project Information:		Section C Invoice Information:	
Company:	ECOLOGICAL RESOURCES, INC.	Report To:	JAMES COOPER	Attention:	
Address:	P. O. BOX 427	Copy To:		Company Name:	
	ELGIN, SC 29045			Address:	
Email To:	slotsky@bellsouth.net	Purchase Order No.		Pace Quote Reference:	
Phone:	803-438-1331 Fax:	Client Project ID:	UNIVERSITY MART/CLOUDS	Pace Project Manager:	Account, House
Requested Due Date/TAT:	10 Day (Default)	Container Order Number:		Pace Profile #:	4435-0

Regulatory Agency

State / Location: South Carolina

Requested Analysis Filtered (Y/N)

ITEM#	SAMPLE ID One Character per box. (A-Z, 0-9 / , -) Sample ids must be unique	MATRIX CODE (see valid codes to left)	SAMPLE TYPE (G=GRAB C=COMP)	COLLECTED START DATE	COLLECTED START TIME	COLLECTED END DATE	COLLECTED END TIME	SAMPLE TEMP AT COLLECTION	# OF CONTAINERS	Preservatives: Unpreserved	H2SO4	HNO3	HCl	NaOH	Na2S2O3	Methanol	Other	Analyses Test Y/N	BTEXMN+8Oxy	Residual Chlorine (Y/N)	
	MATRIX CODE: Drinking Water DW; Water WT; Waste Water WW; Product P; Soil/Solid SL; Oil OL; Wipe WP; Air AR; Other OT; Tissue TS																				
1	MW-1	WT		1-18	10:20 Am													X			001
2	MW-3	WT		1-18	10:35 Am													X			002
3	MW-4	WT		1-18	10:25 Am													X			003
4	MW-5	WT		1-18	9:50 Am													X			004
5	MW-6	WT		1-18	10:00 Am													X			005
6	MW-7	WT		1-18	10:05 Am													X			006
7	MW-8	WT		1-18	10:15 Am													X			007
8	MW-10	WT		1-19	10:20 Am													X			008
9	MW-11	WT		1-19	10:00 Am													X			009
10	MW-12	WT		1-19	10:35 Am													X			010
11	MW-13	WT		1-19	12:20 pm													X			
12	MW-15	WT		1-19	12:25 pm													X			

ADDITIONAL COMMENTS	RELINQUISHED BY / AFFILIATION	DATE	TIME	ACCEPTED BY / AFFILIATION	DATE	TIME	SAMPLE CONDITIONS: TEMP in C	Received on Ice (Y/N)	Custody Sealed Cooler (Y/N)	Samples Intact (Y/N)
	Edward LeGrand	1-21-2010	3:00pm		1/21/10	1120				
	R Snyder Pace	1/22/10	1600		01/22/10	1600	3.9	Y	N	Y

SAMPLER NAME AND SIGNATURE

PRINT Name of SAMPLER: Edward LeGrand

SIGNATURE of SAMPLER: Edward LeGrand DATE Signed: 1-21-2010

9261875

Pace Analytical
www.paceanalytical.com

CHAIN-OF-CUSTODY / Analytical Request Document

The Chain-of-Custody is a LEGAL DOCUMENT. All relevant fields must be completed accurately.

Section A
Required Client Information:

Company:	
Address:	
Email To:	slotsky@bellsouth.net
Phone:	Fax:
Requested Due Date/TAT:	10 Day (Default)

Section B
Required Project Information:

Report To:	
Copy To:	
Purchase Order No.	
Client Project ID:	CLOUDS CHEVRON
Container Order Number:	25544

Section C
Invoice Information:

Attention:	
Company Name:	
Address:	
Pace Quote Reference:	
Pace Project Manager:	Account, House
Pace Profile #:	

Regulatory Agency:

State / Location: South Carolina

Requested Analysis Filtered (Y/N)

ITEM#	SAMPLE ID One Character per box. (A-Z, 0-9 / , -) Sample Ids must be unique	MATRIX CODE (see valid codes to left)	SAMPLE TYPE (G=GRAB C=COMP)	COLLECTED START DATE	COLLECTED START TIME	COLLECTED END DATE	COLLECTED END TIME	SAMPLE TEMP AT COLLECTION	# OF CONTAINERS	Preservatives: Unpreserved	H2SO4	HNO3	HCl	NaOH	Na2S2O3	Methanol	Other	Analysis Test Y/N: BTEXMIN+8Oxy	Residual Chlorine (Y/N)	926187
1	MW-16	WT		1-19	12:30pm													X		
2	MW-17	WT		1-19	12:40pm													X		
3	MW-18	WT		1-18	11:30pm													X		
4	MW-19	WT		1-19	8:45am													X		
5	MW-20	WT		1-18	2:10pm													X		
6	MW-22	WT		1-20	3:00pm													X		
7	MW-23	WT		1-19	8:40am													X		
8	MW-24	WT		1-18	2:30pm													X		
9	MW-25	WT		1-19	8:55am													X		
10	MW-26	WT		1-20	1:40pm													X		
11	MW-27	WT		1-18	1:45pm													X		
12	MW-29	WT		1-18	1:30pm													X		

ADDITIONAL COMMENTS	RELINQUISHED BY / AFFILIATION	DATE	TIME	ACCEPTED BY / AFFILIATION	DATE	TIME	SAMPLE CONDITIONS			
	Edward LeGrand	1-21-2010	3:00pm		1/22/10	1120				
		1-22-10	1600		01/22/10	1600	3.9	4	W	4

SAMPLER NAME AND SIGNATURE		TEMP in C	Received on Ice (Y/N)	Custody Sealed Cooler (Y/N)	Samples Intact (Y/N)
PRINT Name of SAMPLER:	Edward LeGrand				
SIGNATURE of SAMPLER:	Edward LeGrand	DATE Signed:	1-21-2010		

Pace Analytical
www.pacelabs.com

CHAIN-OF-CUSTODY / Analytical Request Document

The Chain-of-Custody is a LEGAL DOCUMENT. All relevant fields must be completed accurately.

Section A Required Client Information:	Section B Required Project Information:	Section C Invoice Information:
Company:	Report To:	Attention:
Address:	Copy To:	Company Name:
		Address:
Email To: slotsky@bellsouth.net	Purchase Order No.	Pace Quote Reference:
Phone: Fax:	Client Project ID: CLOUDS CHEVRON	Pace Project Manager: Account, House
Requested Due Date/TAT: 10 Day (Default)	Container Order Number: 25544	Pace Profile #:

Regulatory Agency:

State / Location: South Carolina

ITEM#	SAMPLE ID (One Character per box. (A-Z, 0-9 / , -) Sample Ids must be unique)	MATRIX CODE (see valid codes to left)	SAMPLE TYPE (G=GRAB C=COMP)	COLLECTED START DATE	COLLECTED START TIME	COLLECTED END DATE	COLLECTED END TIME	SAMPLE TEMP AT COLLECTION	# OF CONTAINERS	Preservatives: Unpreserved	H2SO4	HNO3	HCl	NaOH	Na2S2O3	Methanol	Other	Analyses Test Y/N	Requested Analysis Filtered (Y/N): BTEXMN+8Oxy	Residual Chlorine (Y/N)	8260B
1	MW-30	WT		1-18	12:00pm														X		
2	MW-31	WT		1-20	2:11pm														X		
3	MW-32	WT		1-18	11:45am														X		
4	MW-33	WT		1-18	11:40am														X		
5	MW-34	WT		1-18	12:45pm														X		
6	MW-35	WT		1-18	12:55pm														X		
7	MW-36	WT		1-18	12:10pm														X		
8	MW-37	WT		1-18	12:20pm														X		
9	MW-38	WT		1-20	9:45pm														X		
10	MW-39	WT		1-20	10:00am														X		
11	MW-40	WT																	X		
12	MW-41	WT																	X		

ADDITIONAL COMMENTS	RELINQUISHED BY / AFFILIATION	DATE	TIME	ACCEPTED BY / AFFILIATION	DATE	TIME	SAMPLE CONDITIONS
		1/21/10	1120		1/21/10	1120	
		1/22/10	1600	IPAC	1/22/10	1128	3.9 4 N 4

SAMPLER NAME AND SIGNATURE	TEMP in C	Received on Ice (Y/N)	Custody Sealed Cooler (Y/N)	Samples Intact (Y/N)
PRINT Name of SAMPLER:				
SIGNATURE of SAMPLER: DATE Signed:				

Pace Analytical

CHAIN-OF-CUSTODY / Analytical Request Document

The Chain-of-Custody is a LEGAL DOCUMENT. All relevant fields must be completed accurately.

Section A — Required Client Information:

Company:	
Address:	
Email To:	slotsky@bellsouth.net
Phone:	Fax:
Requested Due Date/TAT:	10 Day (Default)

Section B — Required Project Information:

Report To:	
Copy To:	
Purchase Order No.	
Client Project ID:	CLOUDS CHEVRON
Container Order Number:	25544

Section C — Invoice Information:

Attention:	
Company Name:	
Address:	
Pace Quote Reference:	
Pace Project Manager:	Account, House
Pace Profile #:	

Regulatory Agency: —

State / Location: South Carolina

SAMPLE ID — One Character per box. (A-Z, 0-9 / , -) Sample Ids must be unique

MATRIX	CODE
Drinking Water	DW
Water	WT
Waste Water	WW
Product	P
Soil/Solid	SL
Oil	OL
Wipe	WP
Air	AR
Other	OT
Tissue	TS

ITEM#	SAMPLE ID	MATRIX CODE (see valid codes to left)	SAMPLE TYPE (G=GRAB C=COMP)	COLLECTED START DATE	COLLECTED START TIME	COLLECTED END DATE	COLLECTED END TIME	SAMPLE TEMP AT COLLECTION	# OF CONTAINERS	Preservatives: Unpreserved	H2SO4	HNO3	HCl	NaOH	Na2S2O3	Methanol	Other	Analyses Test Y/N	Requested Analysis Filtered (Y/N): BTEXMN+8Oxy	Residual Chlorine (Y/N)
1	MW-42	WT		1-20	10:05am														X	
2	MW-43	WT		1-19	1:15pm														X	
3	MW-44	WT		1-19	1:25pm														X	
4	MW-45	WT		1-19	1:50pm														X	
5	MW-46	WT		1-19	1:10pm														X	
6	MW-47	WT		1-19	1:00pm														X	
7	MW-48	WT		1-20	9:20am														X	
8	MW-51	WT		1-19	10:10am														X	
9	MW-53	WT		1-19	11:35am														X	
10	MW-55	WT		1-19	11:15am														X	
11	MW-56	WT		1-19	11:25am														X	
12	MW-57	WT		1-19	11:33am														X	

BTEX 8260 MTBE 8260 Naphthalene 8260 1,2-DCA 8260 EDB 8011

ADDITIONAL COMMENTS	RELINQUISHED BY / AFFILIATION	DATE	TIME	ACCEPTED BY / AFFILIATION	DATE	TIME	SAMPLE CONDITIONS: TEMP in C	Received on Ice (Y/N)	Custody Sealed Cooler (Y/N)	Samples Intact (Y/N)
	Edward LeGrand	1-21-2010	3:00		1/21/10	1420				
		1-22-10	1600	FPACE	01/22/10	1100	3.9	Y	N	Y

SAMPLER NAME AND SIGNATURE

PRINT Name of SAMPLER: Edward LeGRAND

SIGNATURE of SAMPLER: Edward LeGrand — DATE Signed: 1-21-2010

Pace Analytical
www.pacelabs.com

CHAIN-OF-CUSTODY / Analytical Request Document

The Chain-of-Custody is a LEGAL DOCUMENT. All relevant fields must be completed accurately.

Section A
Required Client Information:

Company:	
Address:	
Email To:	slotsky@bellsouth.net
Phone:	Fax:
Requested Due Date/TAT:	10 Day (Default)

Section B
Required Project Information:

Report To:	
Copy To:	
Purchase Order No.	
Client Project ID:	CLOUDS CHEVRON
Container Order Number:	25544

Section C
Invoice Information:

Attention:	
Company Name:	
Address:	
Pace Quote Reference:	
Pace Project Manager:	Account, House
Pace Profile #:	

Regulatory Agency

State / Location: South Carolina

Requested Analysis Filtered (Y/N)

ITEM#	SAMPLE ID (One Character per box. (A-Z, 0-9 / , -) Sample Ids must be unique)	MATRIX CODE (see valid codes to left)	SAMPLE TYPE (G=GRAB C=COMP)	COLLECTED START DATE	COLLECTED START TIME	COLLECTED END DATE	COLLECTED END TIME	SAMPLE TEMP AT COLLECTION	# OF CONTAINERS	Unpreserved	H2SO4	HNO3	HCl	NaOH	Na2S2O3	Methanol	Other	Analyses Test (Y/N)	BTEXMN+8Oxy	Residual Chlorine (Y/N)	9261875
1	MW-58	WT		1-19	11:35pm														X		48
2	MW-59	WT		1-19	2:45pm														X		49
3	MW-60	WT		1-19	11:50pm														X		50
4	MW-62	WT		1-20	12:00pm														X		51
5	MW-63	WT		1-20	12:10pm														X		52
6	MW-64	WT		1-20	12:55pm														X		53
7	MW-65	WT		1-20	12:20pm														X		54
8	MW-66	WT		1-20	1:09pm														X		55
9	MW-67	WT		1-20	9:50pm														X		56
10	MW-68	WT		1-20	12:45pm														X		57
11	MW-69	WT		1-20	1:09pm														X		58
12	MW-70	WT		1-20	1:00pm														X		59

ADDITIONAL COMMENTS	RELINQUISHED BY / AFFILIATION	DATE	TIME	ACCEPTED BY / AFFILIATION	DATE	TIME	SAMPLE CONDITIONS: TEMP in C	Received on Ice (Y/N)	Custody Sealed Cooler (Y/N)	Samples Intact (Y/N)
	Edward LeGrand	1-21-2010	3:00pm	[signature]	1/22/10	1120				
	[signature]	1-22-10	1600	[signature] PACE	01/22/10	1600	3.9	4	N	4

SAMPLER NAME AND SIGNATURE

PRINT Name of SAMPLER: Edward LeGrand

SIGNATURE of SAMPLER: Edward LeGrand

DATE Signed: 1-21-2010

Pace Analytical
www.pacelabs.com

CHAIN-OF-CUSTODY / Analytical Request Document

The Chain-of-Custody is a LEGAL DOCUMENT. All relevant fields must be completed accurately.

Section A
Required Client Information:

Company:	
Address:	
Email To:	slotsky@bellsouth.net
Phone:	Fax:
Requested Due Date/TAT:	10 Day (Default)

Section B
Required Project Information:

Report To:	
Copy To:	
Purchase Order No.	
Client Project ID:	CLOUDS CHEVRON
Container Order Number:	25544

Section C
Invoice Information:

Attention:	
Company Name:	
Address:	
Pace Quote Reference:	
Pace Project Manager:	Account, House
Pace Profile #:	

Regulatory Agency

State / Location
South Carolina

Requested Analysis Filtered (Y/N)

ITEM#	SAMPLE ID One Character per box. (A-Z, 0-9 / , -) Sample Ids must be unique	MATRIX CODE (see valid codes to left)	SAMPLE TYPE (G=GRAB C=COMP)	COLLECTED START DATE	COLLECTED START TIME	COLLECTED END DATE	COLLECTED END TIME	SAMPLE TEMP AT COLLECTION	# OF CONTAINERS	Preservatives: Unpreserved	H2SO4	HNO3	HCl	NaOH	Na2S2O3	Methanol	Other	Analyses Test Y/N	BTEXMN+8Oxy	Residual Chlorine (Y/N)	9261875
1	MW-5AR	WT		1-19	2:10pm														X		60
2	PW-1R	WT		1-18	2:20pm														X		61
3	RW-1R	WT		1-18	2:25pm														X		62
4	DW-1	WT		1-19	9:50am														X		63
5	DW-2	WT		1-19	9:40am														X		64
6	DW-3	WT		1-18	2:40pm														X		65
7	DW-5	WT		1-19	8:20am														X		66
8	DW-6	WT		1-20	10:30am														X		67
9	DW-7	WT		1-19	10:40am														X		68
10	DW-8	WT		1-19	2:40pm														X		69
11	DW-9	WT		1-19	11:30am														X		70
12	SW-1	WT		1-19	11:45am														X		71

ADDITIONAL COMMENTS	RELINQUISHED BY / AFFILIATION	DATE	TIME	ACCEPTED BY / AFFILIATION	DATE	TIME	SAMPLE CONDITIONS			
	Edward LeGrand	1-21-2010	3:00pm			1120				
		1/22/10	1600		1/22/10	1600	3.9	4	N	Y

SAMPLER NAME AND SIGNATURE

PRINT Name of SAMPLER: Edward LeGrand

SIGNATURE of SAMPLER: Edward LeGrand

DATE Signed: 1-21-2010

TEMP in C	Received on Ice (Y/N)	Custody Sealed Cooler (Y/N)	Samples Intact (Y/N)

Pace Analytical

Sample Condition Upon Receipt

Client Name: ERT Project # 926185

Courier: ☐ Fed Ex ☐ UPS ☐ USPS ☐ Client ☐ Commercial ☑ Pace Other_____

Custody Seal on Cooler/Box Present: ☐ yes ☑ no Seals intact: ☐ yes ☑ no

Optional
Proj. Due Date: N/A
Proj. Name: N/A

Packing Material: ☐ Bubble Wrap ☑ Bubble Bags ☐ None ☐ Other_____

Thermometer Used T060 Type of Ice: (Wet) Blue None ☑ Samples on ice, cooling process has begun

Cooler Temperature 3.9 Biological Tissue is Frozen: Yes No (N/A)

Temp should be above freezing to 6°C

Date and Initials of person examining contents: EB 01/22/10

Comments:

Chain of Custody Present:	☑Yes ☐No ☐N/A	1.
Chain of Custody Filled Out:	☐Yes ☒No ☐N/A	2. No Time or date on COC. For Item # 1, 12
Chain of Custody Relinquished:	☑Yes ☐No ☐N/A	3. On Pg 3 of 6. MW-40 1005 01/20
Sampler Name & Signature on COC:	☑Yes ☐No ☐N/A	4. MW-41 1015 01/20
Samples Arrived within Hold Time:	☑Yes ☐No ☐N/A	5.
Short Hold Time Analysis (<72hr):	☐Yes ☑No ☐N/A	6.
Rush Turn Around Time Requested:	☐Yes ☑No ☐N/A	7.
Sufficient Volume:	☑Yes ☒No ☐N/A	8. Did not Recive MW-10
Correct Containers Used:	☑Yes ☐No ☐N/A	9.
-Pace Containers Used:	☑Yes ☐No ☐N/A	
Containers Intact:	☑Yes ☐No ☐N/A	10.
Filtered volume received for Dissolved tests	☐Yes ☐No ☑N/A	11.
Sample Labels match COC:	☐Yes ☒No ☐N/A	12. Recived vials not on coc
-Includes date/time/ID/Analysis Matrix: WT		BACK →
All containers needing preservation have been checked.	☑Yes ☐No ☐N/A	13.
All containers needing preservation are found to be in compliance with EPA recommendation.	☑Yes ☐No ☐N/A	
exceptions: VOA, coliform, TOC, O&G, WI-DRO (water)	☐Yes ☐No	Initial when completed
Samples checked for dechlorination:	☐Yes ☐No ☑N/A	14.
Headspace in VOA Vials (>6mm):	☐Yes ☑No ☐N/A	15.
Trip Blank Present:	☐Yes ☐No ☑N/A	16.
Trip Blank Custody Seals Present	☐Yes ☐No ☑N/A	
Pace Trip Blank Lot # (if purchased): N/A		

Client Notification/ Resolution:

Person Contacted: Jimmy Cooper Date/Time: 1/22/10 Ce:25

Field Data Required? Y / N / N/A

Comments/ Resolution:

also run EDB per client

Project Manager Review: PLS Date: 1/22/10

Note: Whenever there is a discrepancy affecting North Carolina compliance samples, a copy of this form will be sent to the North Carolina DEHNR Certification Office (i.e out of hold, incorrect preservative, out of temp, incorrect containers)

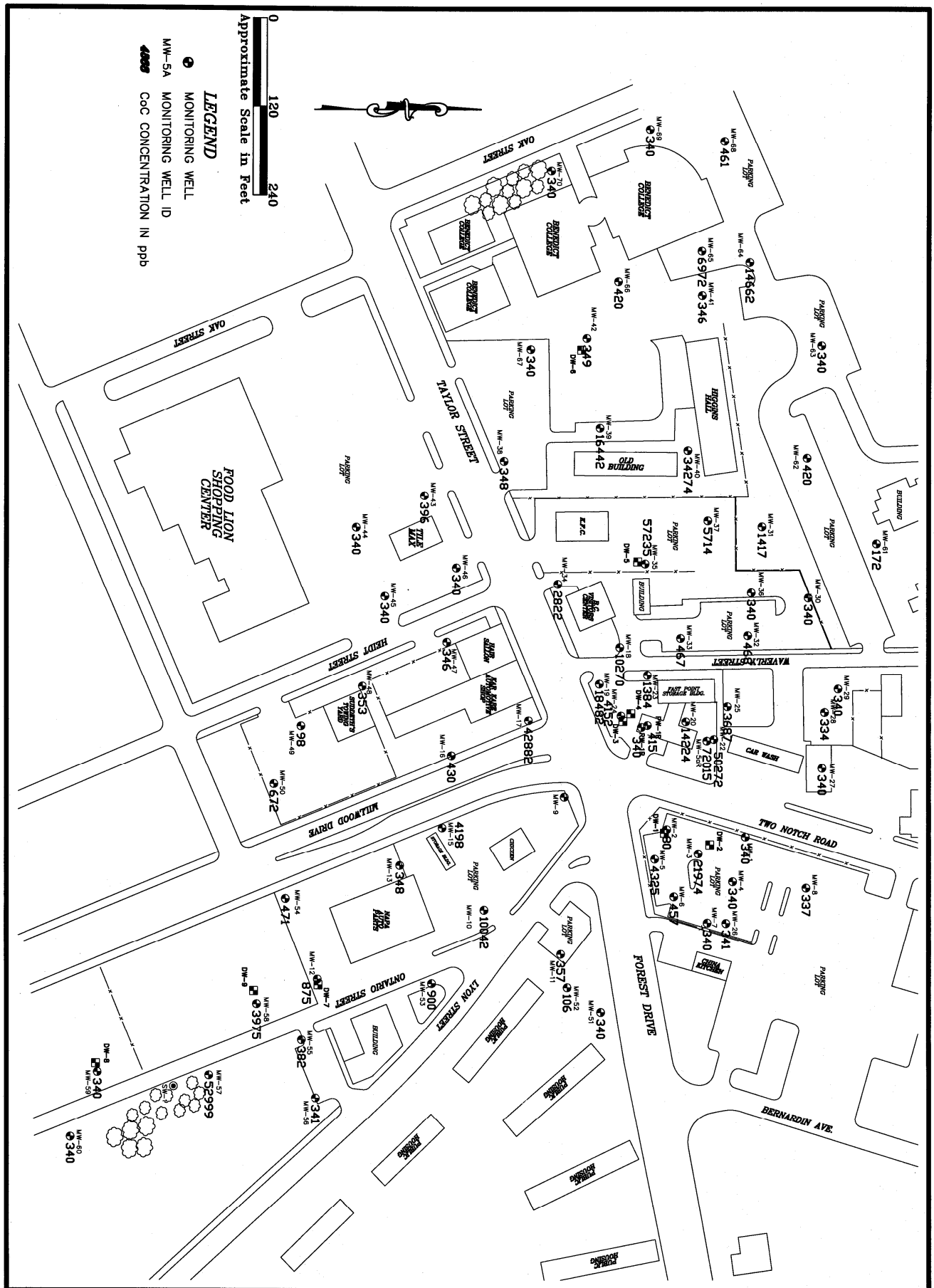

ECOLOGICAL RESOURCES INC.
2193 Hwy 1 South
Elgin, SC 29045
ph: 803-438-1331
FAX: 803-438-1331

DESIGNED BY:	CLIENT: SOUTH CAROLINA DEPT OF HEALTH & ENVIRONMENTAL CONTROL	JOB NO.: 318
DRAWN BY: DLC	TITLE: TOTAL CoC CONCENTRATIONS ppb CLOUD'S CHEVRON/UNIVERSITY MART UST PERMIT #07584/07777/12362 COLUMBIA, SC	FILE NAME: CLOUDS
CHECKED BY:		SCALE: 1"=120'
DATE ISSUED: 2/23/2010		SHEET NO.: 1 OF 3

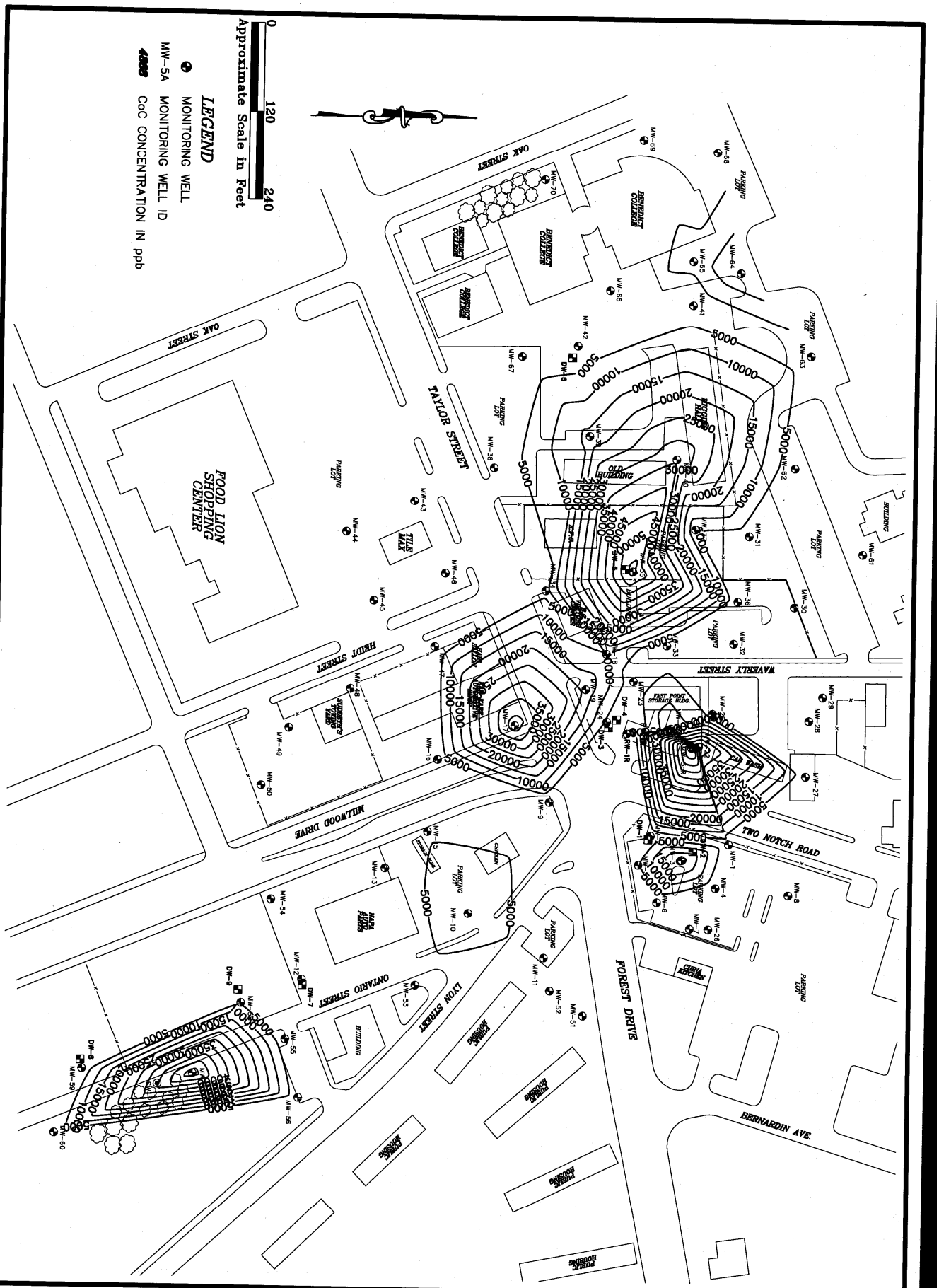

ECOLOGICAL RESOURCES INC.

2193 Hwy 1 South
Elgin, SC 29045

ph: 803-438-1331
FAX: 803-438-1331

DESIGNED BY:	CLIENT: SOUTH CAROLINA DEPT OF HEALTH & ENVIRONMENTAL CONTROL	JOB NO.: 318
DRAWN BY: DLC	TITLE: TOTAL CoC CONTOURS ppb CLOUD'S CHEVRON/UNIVERSITY MART UST PERMIT #07584/07777/12352 COLUMBIA, SC	FILE NAME: CLOUDS
CHECKED BY:		SCALE: 1"=120'
DATE ISSUED: 2/23/2010		SHEET NO.: 2 OF 3

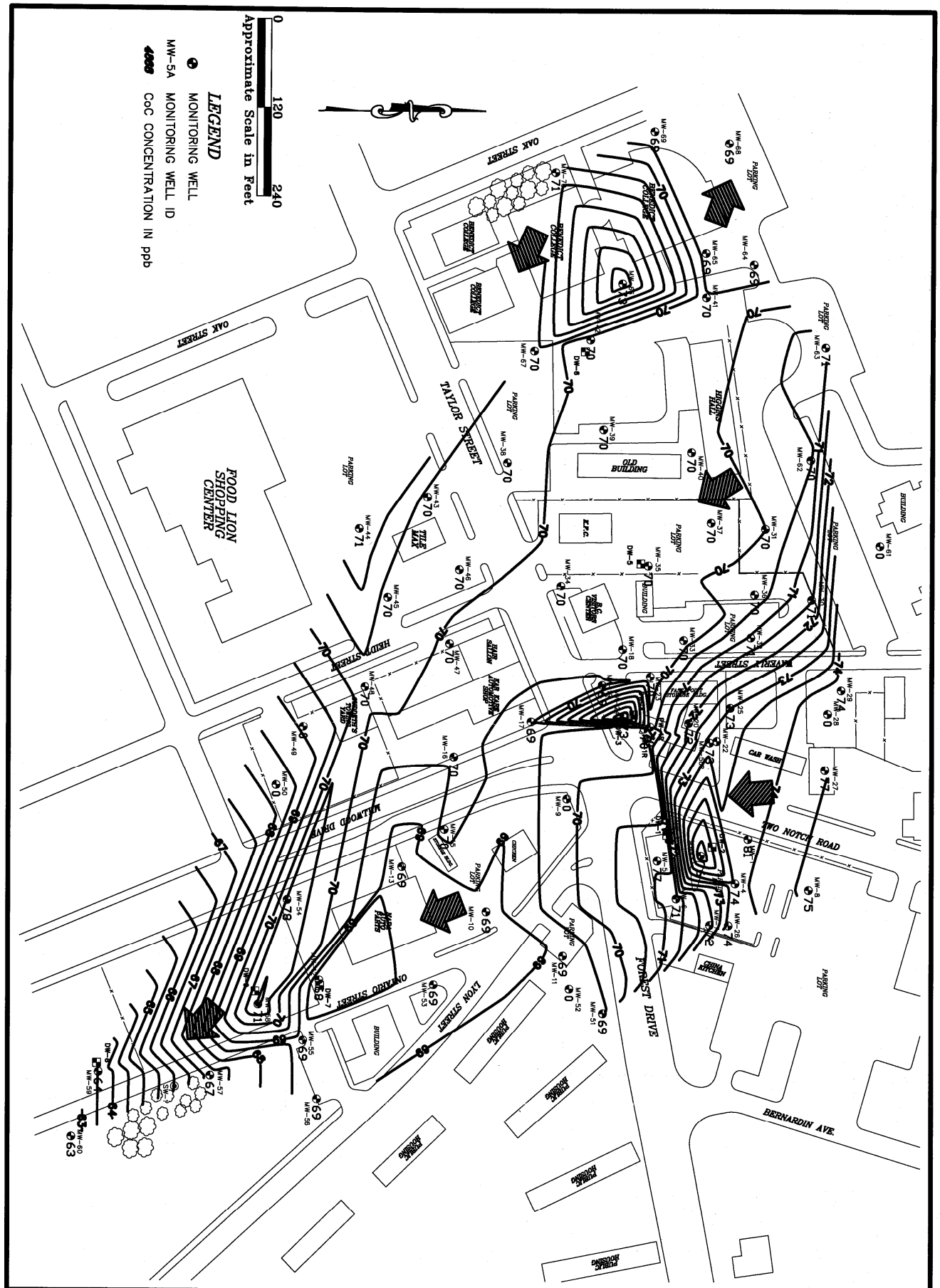

ECOLOGICAL RESOURCES INC.

2193 Hwy 1 South
Elgin, SC 29045

ph: 803-438-1331
FAX: 803-438-1331

DESIGNED BY:	CLIENT: SOUTH CAROLINA DEPT OF HEALTH & ENVIRONMENTAL CONTROL	JOB NO.: 318
DRAWN BY: DLC	TITLE: POTENTIOMETRIC SURFACE CLOUD'S CHEVRON/UNIVERSITY MART UST PERMIT #07584/07777/12352 COLUMBIA, SC	FILE NAME: CLOUDS
CHECKED BY:		SCALE: 1"=120'
DATE ISSUED: 2/23/2010		SHEET NO.: 3 OF 3

D H E C

PROMOTE PROTECT PROSPER

C. Earl Hunter, Commissioner

Promoting and protecting the health of the public and the environment.

27tech UST DOCKET

MR JAMES L COOPER
ECOLOGICAL RESOURCES INC
PO BOX 427
ELGIN SC 29045

MAR 10 2010

Re: ~~CASE Report Review~~
UST Permit # 07584, University Mart, 2367 Taylor St., Columbia, SC
UST Permit # 07777, Clouds Chevron, 1600 Two Notch Rd., Columbia, SC
UST Permit # 12352, Clouds Chevron, 1600 Two Notch Rd., Columbia, SC
IBF-29751-4/25/06-EMW
Corrective Action System Evaluation Report received March 1, 2010
Richland County

Dear Mr. Cooper:

The Underground Storage Tank (UST) Management Division of the South Carolina Department of Health and Environmental Control has reviewed the referenced Corrective Action System Evaluation (CASE) report submitted by Ecological Resources, Inc. and noted the findings. Several errors were noted in the Analytical Data Table and the Mass Reduction Table.

- The Reporting Limit (RL) should be used as the concentration rather than the Method Detection Limit (MDL) when a chemical of concern is not detected. For example, the MDL is 55 ug/L for ethylbenzene in MW-3. However, because of dilution of the sample and inaccuracy inherent in the instrumentation and preparation, the RL was 250 ug/L. The concentration should be reported as <250 ug/L. Please correct the Analytical Data Table and the Mass Reduction Table using the RL where necessary rather than the MDL.
- For MW-5 in the Mass Reduction Table, incorrect initial values were listed for EDB, ETBE, TAME, TBA, Ethanol, and TAA. Consequently the Initial > SSTL values are incorrect.
- For MW-20 in the Mass Reduction Table, incorrect SSTL values were listed for EDB, ETBE, TAME, TBA, Ethanol, TAA, TBF, ETBA, and DIPE. Consequently the Initial > SSTL values are incorrect.
- For MW-31 in the Mass Reduction Table, the incorrect Initial value was listed for ETBA.
- For MW-54 in the Mass Reduction Table, the incorrect SSTL value was listed for TAA. Consequently the Initial > SSTL value is incorrect.
- For MW-58 in the Mass Reduction Table, the incorrect SSTL values were listed for ETBE, TAME, TBA, Ethanol, TAA, TBF, ETBA, and DIPE. Consequently the Initial > SSTL values are incorrect.

Please correct the errors noted above and submit the corrections to the UST Management Division on or before **April 12, 2010**. Based on these revisions, the UST Management Division calculated 50% reduction.

The UST Management Division has reviewed your request to temporarily remove monitoring wells from the sampling schedule. Monitoring wells MW-1, 4, 7, 8, 13, 27, 28, 29, 30, 38, 44, 45, 46, 48, 49, 50, 51, 52, 56, 60, 61, 62, 63, 67, 70, DW-1, DW-2, and DW-8 may be removed from the quarterly sampling list. The UST Management Division reserves the right to require these wells be sampled in future monitoring events. Please note that all wells must be sampled during the verification phase. The UST Management Division noted that MW-9 was reported as destroyed. Since this well is necessary to monitoring the progress of the clean-up activities, the Division will have it replaced.

The next CASE report is due on or before **June 1, 2010.**

On all correspondence and reports regarding these sites, please reference UST Permit # 07584, 07777, and 12352. If you have questions concerning this correspondence, feel free to contact me by telephone at (803) 896-6676, by fax at (803) 896-6245, or fulmersb@dhec.sc.gov.

Sincerely,

Susan B. Fulmer

Susan B. Fulmer, P.G., Hydrogeologist
Corrective Action Section
UST Management Division
Bureau of Land and Waste Management

cc: Technical Files (07584, 07777, 12352)

D H E C

PROMOTE PROTECT PROSPER

C. Earl Hunter, Commissioner

Promoting and protecting the health of the public and the environment.

WL BOYD III
455 ALEXANDER CIR
COLUMBIA SC 29206

MAR 10 2010

Re: **CASE Report Review**
UST Permit # 07584, University Mart, 2367 Taylor St., Columbia, SC
Release 1 reported January 30, 1991; Release 2 Reported April 17, 1998
UST Permit # 07777, Clouds Chevron, 1600 Two Notch Rd., Columbia, SC
Release reported December 31, 1991
UST Permit # 12352, Clouds Chevron, 1600 Two Notch Rd., Columbia, SC
Release reported December 30, 1991
Corrective Action System Evaluation Report Received March 1, 2010
Richland County

Dear Mr. Boyd:

As you may be aware, petroleum products have been identified in the soil and groundwater at the referenced facilities. To prevent the release from becoming an unacceptable risk, Ecological Resources, Inc. (formerly Palmetto Environmental Group, Inc.) has been retained to initiate corrective action of the impacted soil and groundwater using vacuum extraction, air sparging and soil vapor extraction, and chemical oxidation followed by natural attenuation. Ecological Resources, Inc. is required to send you copies of the Corrective Action System Evaluation (CASE) Reports. Please contact me if you have not received the CASE report.

If you have any questions, please contact me by phone at (803) 896-6676, by fax at (803) 896-6245, or by email at fulmersb@dhec.sc.gov.

Sincerely,

Susan B. Fulmer

Susan B. Fulmer, P.G., Hydrogeologist
Corrective Action Section
UST Management Division
Bureau of Land and Waste Management

cc: Mr. Pope D. Johnson III, McCutchen, Blanton, Johnson & Barnette LLP, PO Drawer 11209, Columbia SC 29211-1209
Technical File

D H E C

PROMOTE PROTECT PROSPER

C. Earl Hunter, Commissioner

Promoting and protecting the health of the public and the environment.

MR RICHARD FAY
2020 CHARLOTTE PLAZA
201 S COLLEGE ST
CHARLOTTE NC 28244-2020

MAR 10 2010

Re: **CASE Report Review**
UST Permit # 07584, University Mart, 2367 Taylor St., Columbia, SC
Release 1 reported January 30, 1991; Release 2 Reported April 17, 1998
UST Permit # 07777, Clouds Chevron, 1600 Two Notch Rd., Columbia, SC
Release reported December 31, 1991
UST Permit # 12352, Clouds Chevron, 1600 Two Notch Rd., Columbia, SC
Release reported December 30, 1991
Corrective Action System Evaluation Report Received March 1, 2010
Richland County

Dear Mr. Fay:

As you may be aware, petroleum products have been identified in the soil and groundwater at the referenced facilities. To prevent the release from becoming an unacceptable risk, Ecological Resources, Inc. (formerly Palmetto Environmental Group, Inc.) has been retained to initiate corrective action of the impacted soil and groundwater using vacuum extraction, air sparging and soil vapor extraction, and chemical oxidation followed by natural attenuation. Ecological Resources, Inc. is required to send you copies of the Corrective Action System Evaluation (CASE) Reports. Please contact me if you have not received the CASE report.

If you have any questions, please contact me by phone at (803) 896-6676, by fax at (803) 896-6245, or by email at fulmersb@dhec.sc.gov.

Sincerely,

Susan B. Fulmer

Susan B. Fulmer, P.G., Hydrogeologist
Corrective Action Section
UST Management Division
Bureau of Land and Waste Management

cc: Mr. Pete Overton, Acme Petroleum & Fuel Company, 543 Cox Rd., Ste C., Gastonia, SC 28054
Technical File

D H E C

PROMOTE PROTECT PROSPER

C. Earl Hunter, Commissioner

Promoting and protecting the health of the public and the environment.

MR ANDREW DIGGINS
PROVIDENCE HOSPITAL
2435 FOREST DR
COLUMBIA SC 29204

MAR 10 2010

Re: **CASE Report Review**
UST Permit # 07584, University Mart, 2367 Taylor St., Columbia, SC
Release 1 reported January 30, 1991; Release 2 Reported April 17, 1998
UST Permit # 07777, Clouds Chevron, 1600 Two Notch Rd., Columbia, SC
Release reported December 31, 1991
UST Permit # 12352, Clouds Chevron, 1600 Two Notch Rd., Columbia, SC
Release reported December 30, 1991
Corrective Action System Evaluation Report Received March 1, 2010
Richland County

Dear Mr. Diggins:

As you may be aware, petroleum products have been identified in the soil and groundwater at the referenced facilities. To prevent the release from becoming an unacceptable risk, Ecological Resources, Inc. (formerly Palmetto Environmental Group, Inc.) has been retained to initiate corrective action of the impacted soil and groundwater using vacuum extraction, air sparging and soil vapor extraction, and chemical oxidation followed by natural attenuation. Ecological Resources, Inc. is required to send you copies of the Corrective Action System Evaluation (CASE) Reports. Please contact me if you have not received the CASE report.

If you have any questions, please contact me by phone at (803) 896-6676, by fax at (803) 896-6245, or by email at fulmersb@dhec.sc.gov.

Sincerely,

Susan B. Fulmer

Susan B. Fulmer, P.G., Hydrogeologist
Corrective Action Section
UST Management Division
Bureau of Land and Waste Management

cc: Tom Pollard, Esq., Nexen Pruet Law Firm, PO Drawer 2426, Columbia, SC 29202
Technical File

D H E C

PROMOTE PROTECT PROSPER

C. Earl Hunter, Commissioner

Promoting and protecting the health of the public and the environment.

MRS WALLACE SCOTT
76 WHITEFORD WAY
LEXINGTON SC 29072

MAR 10 2010

Re: **CASE Report Review**
UST Permit # 07584, University Mart, 2367 Taylor St., Columbia, SC
Release 1 reported January 30, 1991; Release 2 Reported April 17, 1998
UST Permit # 07777, Clouds Chevron, 1600 Two Notch Rd., Columbia, SC
Release reported December 31, 1991
UST Permit # 12352, Clouds Chevron, 1600 Two Notch Rd., Columbia, SC
Release reported December 30, 1991
Corrective Action System Evaluation Report Received March 1, 2010
Richland County

Dear Mrs. Scott:

As you may be aware, petroleum products have been identified in the soil and groundwater at the referenced facilities. To prevent the release from becoming an unacceptable risk, Ecological Resources, Inc. (formerly Palmetto Environmental Group, Inc.) has been retained to initiate corrective action of the impacted soil and groundwater using vacuum extraction, air sparging and soil vapor extraction, and chemical oxidation followed by natural attenuation. Ecological Resources, Inc. is required to send you copies of the Corrective Action System Evaluation (CASE) Reports. Please contact me if you have not received the CASE report.

If you have any questions, please contact me by phone at (803) 896-6676, by fax at (803) 896-6245, or by email at fulmersb@dhec.sc.gov.

Sincerely,

Susan B. Fulmer

Susan B. Fulmer, P.G., Hydrogeologist
Corrective Action Section
UST Management Division
Bureau of Land and Waste Management

cc: Technical File

D H E C

PROMOTE PROTECT PROSPER

C. Earl Hunter, Commissioner

Promoting and protecting the health of the public and the environment.

SYLVAN FOOD SYSTEMS INC
1245 BOSTON AVE
WEST COLUMBIA SC 29170

MAR 10 2010

Re: **CASE Report Review**
UST Permit # 07584, University Mart, 2367 Taylor St., Columbia, SC
Release 1 reported January 30, 1991; Release 2 Reported April 17, 1998
UST Permit # 07777, Clouds Chevron, 1600 Two Notch Rd., Columbia, SC
Release reported December 31, 1991
UST Permit # 12352, Clouds Chevron, 1600 Two Notch Rd., Columbia, SC
Release reported December 30, 1991
Corrective Action System Evaluation Report Received March 1, 2010
Richland County

Dear Sir or Madam:

As you may be aware, petroleum products have been identified in the soil and groundwater at the referenced facilities. To prevent the release from becoming an unacceptable risk, Ecological Resources, Inc. (formerly Palmetto Environmental Group, Inc.) has been retained to initiate corrective action of the impacted soil and groundwater using vacuum extraction, air sparging and soil vapor extraction, and chemical oxidation followed by natural attenuation. Ecological Resources, Inc. is required to send you copies of the Corrective Action System Evaluation (CASE) Reports. Please contact me if you have not received the CASE report.

If you have any questions, please contact me by phone at (803) 896-6676, by fax at (803) 896-6245, or by email at fulmersb@dhec.sc.gov.

Sincerely,

Susan B. Fulmer

Susan B. Fulmer, P.G., Hydrogeologist
Corrective Action Section
UST Management Division
Bureau of Land and Waste Management

cc: Kentucky Fried Chicken, 2349 Taylors St., Columbia, SC 29204
Technical File

D H E C

PROMOTE PROTECT PROSPER

C. Earl Hunter, Commissioner

Promoting and protecting the health of the public and the environment.

MR SOLOMON ADDICO
ASSISTANT VICE PRESIDENT FOR BUSINESS & FINANCE
BENEDICT COLLEGE
1600 HARDEN STREET
COLUMBIA SC 29204

MAR 10 2010

Re: **CASE Report Review**
UST Permit # 07584, University Mart, 2367 Taylor St., Columbia, SC
Release 1 reported January 30, 1991; Release 2 Reported April 17, 1998
UST Permit # 07777, Clouds Chevron, 1600 Two Notch Rd., Columbia, SC
Release reported December 31, 1991
UST Permit # 12352, Clouds Chevron, 1600 Two Notch Rd., Columbia, SC
Release reported December 30, 1991
Corrective Action System Evaluation Report Received March 1, 2010
Richland County

Dear Mr. Addico:

As you may be aware, petroleum products have been identified in the soil and groundwater at the referenced facilities. To prevent the release from becoming an unacceptable risk, Ecological Resources, Inc. (formerly Palmetto Environmental Group, Inc.) has been retained to initiate corrective action of the impacted soil and groundwater using vacuum extraction, air sparging and soil vapor extraction, and chemical oxidation followed by natural attenuation. Ecological Resources, Inc. is required to send you copies of the Corrective Action System Evaluation (CASE) Reports. Please contact me if you have not received the CASE report.

If you have any questions, please contact me by phone at (803) 896-6676, by fax at (803) 896-6245, or by email at fulmersb@dhec.sc.gov.

Sincerely,

Susan B. Fulmer

Susan B. Fulmer, P.G., Hydrogeologist
Corrective Action Section
UST Management Division
Bureau of Land and Waste Management

cc: Technical File

D H E C
PROMOTE PROTECT PROSPER

C. Earl Hunter, Commissioner
Promoting and protecting the health of the public and the environment.

MR MAHESH PATEL
FAST POINT FOOD STORES
2811 REIDVILLE RD STE 11
SPARTANBURG SC 29301-3227

MAR 10 2010

Re: **CASE Report Review**
UST Permit # 07584, University Mart, 2367 Taylor St., Columbia, SC
Release 1 reported January 30, 1991; Release 2 Reported April 17, 1998
UST Permit # 07777, Clouds Chevron, 1600 Two Notch Rd., Columbia, SC
Release reported December 31, 1991
UST Permit # 12352, Clouds Chevron, 1600 Two Notch Rd., Columbia, SC
Release reported December 30, 1991
Corrective Action System Evaluation Report Received March 1, 2010
Richland County

Dear Mr. Patel:

As you may be aware, petroleum products have been identified in the soil and groundwater at the referenced facilities. To prevent the release from becoming an unacceptable risk, Ecological Resources, Inc. (formerly Palmetto Environmental Group, Inc.) has been retained to initiate corrective action of the impacted soil and groundwater using vacuum extraction, air sparging and soil vapor extraction, and chemical oxidation followed by natural attenuation. Ecological Resources, Inc. is required to send you copies of the Corrective Action System Evaluation (CASE) Reports. Please contact me if you have not received the CASE report.

If you have any questions, please contact me by phone at (803) 896-6676, by fax at (803) 896-6245, or by email at fulmersb@dhec.sc.gov.

Sincerely,

Susan B. Fulmer

Susan B. Fulmer, P.G., Hydrogeologist
Corrective Action Section
UST Management Division
Bureau of Land and Waste Management

cc: Technical File

D H E C
PROMOTE PROTECT PROSPER

C. Earl Hunter, Commissioner
Promoting and protecting the health of the public and the environment.

MS BETTE GORDON BATEMAN
C/O JESSE REESE
PO BOX 1026
COLUMBIA SC 29201

MAR 10 2010

Re: **CASE Report Review**
UST Permit # 07584, University Mart, 2367 Taylor St., Columbia, SC
Release 1 reported January 30, 1991; Release 2 Reported April 17, 1998
UST Permit # 07777, Clouds Chevron, 1600 Two Notch Rd., Columbia, SC
Release reported December 31, 1991
UST Permit # 12352, Clouds Chevron, 1600 Two Notch Rd., Columbia, SC
Release reported December 30, 1991
Corrective Action System Evaluation Report Received March 1, 2010
Richland County

Dear Ms. Bateman:

As you may be aware, petroleum products have been identified in the soil and groundwater at the referenced facilities. To prevent the release from becoming an unacceptable risk, Ecological Resources, Inc. (formerly Palmetto Environmental Group, Inc.) has been retained to initiate corrective action of the impacted soil and groundwater using vacuum extraction, air sparging and soil vapor extraction, and chemical oxidation followed by natural attenuation. Ecological Resources, Inc. is required to send you copies of the Corrective Action System Evaluation (CASE) Reports. Please contact me if you have not received the CASE report.

If you have any questions, please contact me by phone at (803) 896-6676, by fax at (803) 896-6245, or by email at fulmersb@dhec.sc.gov.

Sincerely,

Susan B. Fulmer

Susan B. Fulmer, P.G., Hydrogeologist
Corrective Action Section
UST Management Division
Bureau of Land and Waste Management

cc: Technical File

D H E C

PROMOTE PROTECT PROSPER

C. Earl Hunter, Commissioner

Promoting and protecting the health of the public and the environment.

POPE DAVIS
2368 TAYLOR ST
COLUMBIA SC 29204

MAR 10 2010

Re: **CASE Report Review**
UST Permit # 07584, University Mart, 2367 Taylor St., Columbia, SC
Release 1 reported January 30, 1991; Release 2 Reported April 17, 1998
UST Permit # 07777, Clouds Chevron, 1600 Two Notch Rd., Columbia, SC
Release reported December 31, 1991
UST Permit # 12352, Clouds Chevron, 1600 Two Notch Rd., Columbia, SC
Release reported December 30, 1991
Corrective Action System Evaluation Report Received March 1, 2010
Richland County

Dear Sir or Madam:

As you may be aware, petroleum products have been identified in the soil and groundwater at the referenced facilities. To prevent the release from becoming an unacceptable risk, Ecological Resources, Inc. (formerly Palmetto Environmental Group, Inc.) has been retained to initiate corrective action of the impacted soil and groundwater using vacuum extraction, air sparging and soil vapor extraction, and chemical oxidation followed by natural attenuation. Ecological Resources, Inc. is required to send you copies of the Corrective Action System Evaluation (CASE) Reports. Please contact me if you have not received the CASE report.

If you have any questions, please contact me by phone at (803) 896-6676, by fax at (803) 896-6245, or by email at fulmersb@dhec.sc.gov.

Sincerely,

Susan B. Fulmer

Susan B. Fulmer, P.G., Hydrogeologist
Corrective Action Section
UST Management Division
Bureau of Land and Waste Management

cc: Technical File

D H E C
PROMOTE PROTECT PROSPER

C. Earl Hunter, Commissioner

Promoting and protecting the health of the public and the environment.

MS LINDA WARREN
1527 LYON ST
COLUMBIA SC 29204

Re: **CASE Report Review**
UST Permit # 07584, University Mart, 2367 Taylor St., Columbia, SC
Release 1 reported January 30, 1991; Release 2 Reported April 17, 1998
UST Permit # 07777, Clouds Chevron, 1600 Two Notch Rd., Columbia, SC
Release reported December 31, 1991
UST Permit # 12352, Clouds Chevron, 1600 Two Notch Rd., Columbia, SC
Release reported December 30, 1991
Corrective Action System Evaluation Report Received March 1, 2010
Richland County

Dear Ms. Warren:

As you may be aware, petroleum products have been identified in the soil and groundwater at the referenced facilities. To prevent the release from becoming an unacceptable risk, Ecological Resources, Inc. (formerly Palmetto Environmental Group, Inc.) has been retained to initiate corrective action of the impacted soil and groundwater using vacuum extraction, air sparging and soil vapor extraction, and chemical oxidation followed by natural attenuation. Ecological Resources, Inc. is required to send you copies of the Corrective Action System Evaluation (CASE) Reports. Please contact me if you have not received the CASE report.

If you have any questions, please contact me by phone at (803) 896-6676, by fax at (803) 896-6245, or by email at fulmersb@dhec.sc.gov.

Sincerely,

Susan B. Fulmer

Susan B. Fulmer, P.G., Hydrogeologist
Corrective Action Section
UST Management Division
Bureau of Land and Waste Management

cc: Technical File

D H E C

PROMOTE PROTECT PROSPER

C. Earl Hunter, Commissioner

Promoting and protecting the health of the public and the environment.

MR JOE SUDDETH
302 BIDDLE RD
COLUMBIA SC 29212

MAR 10 2010

Re: **CASE Report Review**
UST Permit # 07584, University Mart, 2367 Taylor St., Columbia, SC
Release 1 reported January 30, 1991; Release 2 Reported April 17, 1998
UST Permit # 07777, Clouds Chevron, 1600 Two Notch Rd., Columbia, SC
Release reported December 31, 1991
UST Permit # 12352, Clouds Chevron, 1600 Two Notch Rd., Columbia, SC
Release reported December 30, 1991
Corrective Action System Evaluation Report Received March 1, 2010
Richland County

Dear Mr. Suddeth:

As you may be aware, petroleum products have been identified in the soil and groundwater at the referenced facilities. To prevent the release from becoming an unacceptable risk, Ecological Resources, Inc. (formerly Palmetto Environmental Group, Inc.) has been retained to initiate corrective action of the impacted soil and groundwater using vacuum extraction, air sparging and soil vapor extraction, and chemical oxidation followed by natural attenuation. Ecological Resources, Inc. is required to send you copies of the Corrective Action System Evaluation (CASE) Reports. Please contact me if you have not received the CASE report.

If you have any questions, please contact me by phone at (803) 896-6676, by fax at (803) 896-6245, or by email at fulmersb@dhec.sc.gov.

Sincerely,

Susan B. Fulmer

Susan B. Fulmer, P.G., Hydrogeologist
Corrective Action Section
UST Management Division
Bureau of Land and Waste Management

cc: Technical File

D H E C

PROMOTE PROTECT PROSPER

C. Earl Hunter, Commissioner

Promoting and protecting the health of the public and the environment.

CHANG MOON SUENG
2358 TAYLOR ST
COLUMBIA SC 29204

MAR 10 2010

Re: **CASE Report Review**
UST Permit # 07584, University Mart, 2367 Taylor St., Columbia, SC
Release 1 reported January 30, 1991; Release 2 Reported April 17, 1998
UST Permit # 07777, Clouds Chevron, 1600 Two Notch Rd., Columbia, SC
Release reported December 31, 1991
UST Permit # 12352, Clouds Chevron, 1600 Two Notch Rd., Columbia, SC
Release reported December 30, 1991
Corrective Action System Evaluation Report Received March 1, 2010
Richland County

Dear Mr. Sueng:

As you may be aware, petroleum products have been identified in the soil and groundwater at the referenced facilities. To prevent the release from becoming an unacceptable risk, Ecological Resources, Inc. (formerly Palmetto Environmental Group, Inc.) has been retained to initiate corrective action of the impacted soil and groundwater using vacuum extraction, air sparging and soil vapor extraction, and chemical oxidation followed by natural attenuation. Ecological Resources, Inc. is required to send you copies of the Corrective Action System Evaluation (CASE) Reports. Please contact me if you have not received the CASE report.

If you have any questions, please contact me by phone at (803) 896-6676, by fax at (803) 896-6245, or by email at fulmersb@dhec.sc.gov.

Sincerely,

Susan B. Fulmer

Susan B. Fulmer, P.G., Hydrogeologist
Corrective Action Section
UST Management Division
Bureau of Land and Waste Management

cc: Technical File

D H E C
PROMOTE PROTECT PROSPER

C. Earl Hunter, Commissioner

Promoting and protecting the health of the public and the environment.

GILBERT WALKER
COLUMBIA HOUSING AUTHORITY
PO BOX 4307
COLUMBIA SC29204

MAR 10 2010

Re: **CASE Report Review**
UST Permit # 07584, University Mart, 2367 Taylor St., Columbia, SC
Release 1 reported January 30, 1991; Release 2 Reported April 17, 1998
UST Permit # 07777, Clouds Chevron, 1600 Two Notch Rd., Columbia, SC
Release reported December 31, 1991
UST Permit # 12352, Clouds Chevron, 1600 Two Notch Rd., Columbia, SC
Release reported December 30, 1991
Corrective Action System Evaluation Report Received March 1, 2010
Richland County

Dear Mr. Walker:

As you may be aware, petroleum products have been identified in the soil and groundwater at the referenced facilities. To prevent the release from becoming an unacceptable risk, Ecological Resources, Inc. (formerly Palmetto Environmental Group, Inc.) has been retained to initiate corrective action of the impacted soil and groundwater using vacuum extraction, air sparging and soil vapor extraction, and chemical oxidation followed by natural attenuation. Ecological Resources, Inc. is required to send you copies of the Corrective Action System Evaluation (CASE) Reports. Please contact me if you have not received the CASE report.

If you have any questions, please contact me by phone at (803) 896-6676, by fax at (803) 896-6245, or by email at fulmersb@dhec.sc.gov.

Sincerely,

Susan B. Fulmer

Susan B. Fulmer, P.G., Hydrogeologist
Corrective Action Section
UST Management Division
Bureau of Land and Waste Management

cc: Technical File

Ecological Resources, Inc.
P. O. Box 427, Elgin, SC 29045

RECEIVED
MAR 16 2010
UNDERGROUND STORAGE
TANK PROGRAM

March 13, 2010

Susan Fulmer
Corrective Action Section
Underground Storage Tank Program
SCDHEC
2600 Bull St.
Columbia, SC 29201

RE: CASE Report Revision, Cloud's Chevron/University Mart/Handy Pantry #65, UST Permits #07777/12352/07584, Columbia, SC

Dear Ms. Fulmer:

Enclosed are revisions to the data table and CoC Mass Reduction Calculations as requested in your letter of March 10th.

The Method Detection Limits (MDL) were used rather than the Report Limits after discussions with the laboratory concerning the use of J values. It was our understanding that the UST Program was accepting J values in instances that samples were being diluted in order to protect the instrumentation. Since the J value represents concentrations below the Report Limit and down to the MDL, it was assumed the UST Program would accept the MDL as the lower limit. I would like to mention here that the **total** CoC Mass Reduction in the revised report is 60%.

I have also included a CoC Mass Reduction Calculation sheet which corrects the errors noted for MW-5, MW-20, MW-31, MW-54, and MW-58 but still maintains the use of the MDL. The calculation is 64% after these corrections and total CoC mass is reduced 67%.

If the program is accepting the J values then it should also accept the MDL in instances a parameter is reported not detected. I would request that the UST Program reconsider its position on this matter and approve the corrected calculation of 64% reduction. In the alternative, the program should provide clarification on the use of J values for the purposes of CASE Report submittals.

I would also like to mention that the initial CoC mass concentrations greater than SSTL's was -30% at the inception of this project. CoC mass has arguably been reduced 80 to 90% depending on whether the RL is used or the MDL.

(803) 438-3890 Voice/Fax
Slotsky@Bellsouth.net

UST DOCKET
Permit 07777 # 28 tech
Permit 12352 # 27 Tech
Permit 07584 # 28 Tech

In conclusion, I believe the 60% reduction milestone has been achieved if the use of J values is acceptable to the program. If the J values are not acceptable then clarification and guidance on their use for our purposes would be greatly appreciated.

Please call if there are questions or you require additional information.

Sincerely,

James L. Cooper
Project Manager

Clouds Chevron CoC Mass Reduction Calculations																		
Well		Benzene	Toluene	Ethylbenzene	Xylene	MTBE	Naphthalene	EDB	ETBE	TAME	TBA	Ethanol	TAA	TBF	ETBA	DIPE	Initial>SSTL	Subsequent>SSTL
MW-2	Initial 11/16/2005	5900	11000	1800	12000	3200	570	39	130	130	630	2500	2800	630	630	250		
	SSTL	-77	-11000	-1800	-12000	-1256	-91	-6.5	-130	-130	-630	-2500	-1900	-630	-630	-250		
	Initial>SSTL	5823	0	0	0	1944	479	32.5	0	0	0	0	900	0	0	0	9178.5	
8/21/2007	Subsequent	6	13	5	5	5	5	1	5	5	5	5	5	5	5	5		
	Subsequent>SSTL	0	0	0	0	0	0	0	0	0	0	0	0	0	0	0		0
		Benzene	Toluene	Ethylbenzene	Xylene	MTBE	Naphthalene	EDB	ETBE	TAME	TBA	Ethanol	TAA	TBF	ETBA	DIPE		
MW-3	Initial 11/16/2005	15000	27000	3500	19000	37000	1500	230	250	540	1300	5000	12000	1300	1300	1100		
	SSTL	-111	-27000	-3500	-19000	-1976	-108	-12	-250	-540	-1300	-5000	-2499	-1300	-1300	-1100		
	Initial>SSTL	14889	0	0	0	35024	1392	218	0	0	0	0	9501	0	0	0	61024	
1/18/2010	Subsequent	200	333	250	250	4260	254	42	500	500	5000	10000	5000	2500	5000	250		
	Subsequent>SSTL	89	0	0	0	2284	146	30.2	250	0	3700	5000	2501	1200	3700	0		18900.2
		Benzene	Toluene	Ethylbenzene	Xylene	MTBE	Naphthalene	EDB	ETBE	TAME	TBA	Ethanol	TAA	TBF	ETBA	DIPE		
MW-5	Initial 11/16/2005	100	3600	2300	8300	100	710	0.84	500	500	2500	10000	2500	2500	2500	500		
	SSTL	-87	-3600	-2300	-8300	-100	-96	-0.84	-500	-500	-2500	-10000	-2082	-2500	-2500	-500		
	Initial>SSTL	13	0	0	0	0	614	0	0	0	0	0	418	0	0	0	1045	
3/3/2008	Subsequent	50	50	50	31	946	50	0	100	100	1000	2000	1000	500	1000	50		
	Subsequent>SSTL	0	0	0	0	846	0	0	0	0	0	0	0	0	0	0		846
		Benzene	Toluene	Ethylbenzene	Xylene	MTBE	Naphthalene	EDB	ETBE	TAME	TBA	Ethanol	TAA	TBF	ETBA	DIPE		
MW-6	Initial 11/16/2005	13	1	1	60	1	5	0.02	5	5	25	100	25	25	25	5		
	SSTL	-13	-1	-1	-60	-1	-5	-0.02	-5	-5	-25	-100	-25	-25	-25	-5		
	Initial>SSTL	0	0	0	0	0	0	0	0	0	0	0	0	0	0	0	0	
1/18/2010	Subsequent	5	5	5	10	119	5	0	10	10	100	200	100	50	100	5		
	Subsequent>SSTL	0	4	4	0	118	0	0	5	5	75	100	75	25	75	0		486
		Benzene	Toluene	Ethylbenzene	Xylene	MTBE	Naphthalene	EDB	ETBE	TAME	TBA	Ethanol	TAA	TBF	ETBA	DIPE		
MW-9	Initial 11/16/2005	3100	9800	2100	11000	10	1000	0.15	50	50	250	1000	250	250	250	71		
	SSTL	-35	-7134	-2100	-11000	-10	-68	-0.15	-50	-50	-250	-1000	-250	-250	-250	-71		
	Initial>SSTL	3065	2666	0	0	0	932	0	0	0	0	0	0	0	0	0	6663	
Destroyed	Subsequent	0	0	0	0	0	0	0	0	0	0	0	0	0	0	0		
	Subsequent>SSTL	0	0	0	0	0	0	0	0	0	0	0	0	0	0	0		0
		Benzene	Toluene	Ethylbenzene	Xylene	MTBE	Naphthalene	EDB	ETBE	TAME	TBA	Ethanol	TAA	TBF	ETBA	DIPE		
MW-10	Initial 11/16/2005	12000	17000	2700	13000	540	990	0.23	130	230	630	2500	630	630	630	1700		
	SSTL	-24	-17000	-2700	-13000	-294	-53	-0.23	-130	-230	-630	-2500	-630	-630	-630	-1700		
	Initial>SSTL	11976	0	0	0	246	937	0	0	0	0	0	0	0	0	0	13159	
1/25/2010	Subsequent	143	1650	412	3980	50	559	0	100	250	1000	2000	1000	500	1000	100		
	Subsequent>SSTL	119	0	0	0	0	506	0	0	20	370	0	370	0	370	0		1755
		Benzene	Toluene	Ethylbenzene	Xylene	MTBE	Naphthalene	EDB	ETBE	TAME	TBA	Ethanol	TAA	TBF	ETBA	DIPE		
MW-11	Initial 11/16/2005	25	230	25	25	25	130	0.02	130	130	630	2500	630	630	630	130		
	SSTL	-25	-230	-25	-25	-25	-70	-0.02	-130	-130	-630	-2500	-630	-630	-630	-130		
	Initial>SSTL	0	0	0	0	0	60	0	0	0	0	0	0	0	0	0	60	
1/18/2010	Subsequent	5	5	5	5	18	5	0	10	10	100	200	100	50	100	5		
	Subsequent>SSTL	0	0	0	0	0	0	0	0	0	0	0	0	0	0	0		0
		Benzene	Toluene	Ethylbenzene	Xylene	MTBE	Naphthalene	EDB	ETBE	TAME	TBA	Ethanol	TAA	TBF	ETBA	DIPE		
MW-12	Initial 11/16/2005	25	230	25	25	25	130	0.02	5	5	25	100	25	25	25	5		
	SSTL	-9	-230	-25	-25	-25	-33	-0.02	-5	-5	-25	-100	-25	-25	-25	-5		
	Initial>SSTL	16	0	0	0	0	97	0	0	0	0	0	0	0	0	0	113	
1/18/2010	Subsequent	5	14	5	42	26	24	0	10	17	37	200	421	50	100	100		
	Subsequent>SSTL	0	0	0	16.9	0.9	0	0	5	11.5	11.6	100	396	25	75	95		736.9
		Benzene	Toluene	Ethylbenzene	Xylene	MTBE	Naphthalene	EDB	ETBE	TAME	TBA	Ethanol	TAA	TBF	ETBA	DIPE		
MW-15	Initial 11/16/2005	210	520	230	720	1	190	0.02	5	5	25	100	25	25	330	5.4		
	SSTL	-16	-520	-230	-720	-1	-45	-0.02	-5	-5	-25	-100	-25	-25	-330	-5.4		
	Initial>SSTL	194	0	0	0	0	145	0	0	0	0	0	0	0	0	0	339	
1/18/2010	Subsequent	11	243	347	1710	25	238	0	50	50	500	1000	500	250	500	25		
	Subsequent>SSTL	0	0	117	990	24	193	0	45	45	475	900	475	225	170	19.6		3678.6
		Benzene	Toluene	Ethylbenzene	Xylene	MTBE	Naphthalene	EDB	ETBE	TAME	TBA	Ethanol	TAA	TBF	ETBA	DIPE		
MW-17	Initial 11/16/2005	3500	28000	3600	20000	200	1800	0.02	1000	1000	5000	20000	5000	5000	5000	1000		
	SSTL	-32	-6631	-3600	-20000	-200	-66	-0.02	-1000	-263	-5000	-20000	-773	-5000	-5000	-1000		
	Initial>SSTL	3468	21369	0	0	0	1734	0	0	737	0	0	4227	0	0	0	31535	
1/19/2010	Subsequent	873	6200	455	11400	250	784	0	500	500	5000	10000	9780	2500	5000	500		
	Subsequent>SSTL	841	0	0	0	50	718	0.15	0	237	0	0	9007	0	0	0		10853.15
		Benzene	Toluene	Ethylbenzene	Xylene	MTBE	Naphthalene	EDB	ETBE	TAME	TBA	Ethanol	TAA	TBF	ETBA	DIPE		
MW-18	Initial 11/16/2005	18000	37000	3200	17000	6400	1300	1.6	1000	1000	5000	20000	5000	5000	5000	2800		
	SSTL	-40	-19326	-3200	-17000	-4260	-348	-1.6	-1000	-1000	-5000	-20000	-938	-5000	-5000	-2800		
	Initial>SSTL	17960	17674	0	0	2140	952	0	0	0	0	0	4062	0	0	0	42788	
1/18/2010	Subsequent	187	746	108	3800	199	796	1	100	154	1000	2000	1410	500	1000	229		
	Subsequent>SSTL	147	0	0	0	0	448	0	0	0	0	0	472	0	0	0		1067
		Benzene	Toluene	Ethylbenzene	Xylene	MTBE	Naphthalene	EDB	ETBE	TAME	TBA	Ethanol	TAA	TBF	ETBA	DIPE		
MW-19	Initial 11/16/2005	23000	48000	3600	20000	4200	1300	1.7	1000	1000	5000	20000	5000	5000	5000	2300		
	SSTL	-54	-11081	-3600	-20000	-4200	-86	-1.7	-1000	-320	-5000	-20000	-1065	-5000	-5000	-2300		
	Initial>SSTL	22946	36919	0	0	0	1214	0	0	680	0	0	3935	0	0	0	65694	
1/19/2010	Subsequent	164	2520	235	7070	153	1750	13	200	200	2000	4000	2000	1000	2000	74		
	Subsequent>SSTL	110	0	0	0	0	1664	11.5	0	0	0	0	935	0	0	0		2720.5

		Benzene	Toluene	Ethylbenzene	Xylene	MTBE	Naphthalene	EDB	ETBE	TAME	TBA	Ethanol	TAA	TBF	ETBA	DIPE		
MW-20	Initial 11/16/2005	19000	36000	3200	18000	7200	1400	0.02	1000	1000	5000	20000	5000	5000	5000	2800		
	SSTL	-83	-17249	-3200	-18000	-7200	-108	-0.02	-1000	-381	-5000	-20000	-1403	-5000	-5000	-2800		
	Initial>SSTL	18917	18751	0	0	0	1292	0	0	619	0	0	3597	0	0	0	43176	
1/18/2010	Subsequent	217	2220	41	3490	47	102	0	200	261	2000	4000	2620	1000	2000	100		
	Subsequent>SSTL	134	0	0	0	0	0	0.08	0	0	0	0	1217	0	0	0		1351.08
		Benzene	Toluene	Ethylbenzene	Xylene	MTBE	Naphthalene	EDB	ETBE	TAME	TBA	Ethanol	TAA	TBF	ETBA	DIPE		
MW-22	Initial 11/16/2005	24000	39000	5000	27000	780	4600	0.02	1000	1000	5000	20000	5000	5000	5000	1900		
	SSTL	-90	-18572	-5000	-27000	-780	-112	-0.02	-1000	-392	-5000	-20000	-1469	-5000	-5000	-1900		
	Initial>SSTL	23910	20428	0	0	0	4488	0	0	608	0	0	3531	0	0	0	52965	
1/20/2010	Subsequent	1100	8580	1650	21800	250	215	0	500	662	5000	10000	5000	2500	5000	500		
	Subsequent>SSTL	1010	0	0	0	0	103	0	0	270	0	0	3531	0	0	0		4914
		Benzene	Toluene	Ethylbenzene	Xylene	MTBE	Naphthalene	EDB	ETBE	TAME	TBA	Ethanol	TAA	TBF	ETBA	DIPE		
MW-23	Initial 11/16/2005	8100	19000	1800	9700	1600	1000	1.3	56	1000	25	100	25	25	5000	1000		
	SSTL	-72	-14880	-1800	-9700	-1600	-100	-1.3	-56	-359	-25	-100	-25	-25	-5000	-1000		
	Initial>SSTL	8028	4120	0	0	0	900	0	0	641	0	0	0	0	0	0	13689	
1/19/2010	Subsequent	17	74	9	391	17	58	0	20	50	200	400	285	100	200	7		
	Subsequent>SSTL	0	0	0	0	0	0	0	0	0	175	300	260	75	0	0		810
		Benzene	Toluene	Ethylbenzene	Xylene	MTBE	Naphthalene	EDB	ETBE	TAME	TBA	Ethanol	TAA	TBF	ETBA	DIPE		
MW-24	Initial 11/16/2005	1340	1520	98	1730	610	66.5	26.3	1	60	10	100	4890	10	1150	449		
	SSTL	-54	-1520	-98	-1730	-610	-66.5	-8	-1	-60	-10	-100	-1065	-10	-1150	-449		
	Initial>SSTL	1286	0	0	0	0	0	18.3	0	0	0	0	3825	0	0	0	5129.3	
1/18/2010	Subsequent	2	2	5	4	5	5	0.02	10	10	100	3980	100	50	100.00	5		
	Subsequent>SSTL	0	0	0	0	0	0	0	9	0	90	3880	0	40	0	0		4019
		Benzene	Toluene	Ethylbenzene	Xylene	MTBE	Naphthalene	EDB	ETBE	TAME	TBA	Ethanol	TAA	TBF	ETBA	DIPE		
MW-25	Initial 11/16/2005	1600	6200	850	4400	17	260	0.02	5	5	25	100	25	25	25	110		
	SSTL	-104	-6200	-850	-4400	-17	-121	-0.02	-5	-5	-25	-100	-25	-25	-25	-110		
	Initial>SSTL	1496	0	0	0	0	139	0	0	0	0	0	0	0	0	0	1635	
1/19/2010	Subsequent	6	89	165	1620	25	158	0	50	50	500	1000	500	250	500	25		
	Subsequent>SSTL	0	0	0	0	8	37	0	45	45	475	900	475	225	475	0		2685
		Benzene	Toluene	Ethylbenzene	Xylene	MTBE	Naphthalene	EDB	ETBE	TAME	TBA	Ethanol	TAA	TBF	ETBA	DIPE		
MW-31	Initial 11/16/2005	20	53	21	260	1	51	0.02	5	5	25	100	25	25	120	5		
	SSTL	-20	-53	-21	-260	-1	-51	-0.02	-5	-5	-25	-100	-25	-25	-120	-5		
	Initial>SSTL	0	0	0	0	0	0	0	0	0	0	0	0	0	0	0	0	
1/20/2010	Subsequent	20	15	275	56	10	146	0	20	50	200	400	369	100	200	10		
	Subsequent>SSTL	0.2	0	254	0	9	95	0	15	45	175	300	344	75	80	5		1397.2
		Benzene	Toluene	Ethylbenzene	Xylene	MTBE	Naphthalene	EDB	ETBE	TAME	TBA	Ethanol	TAA	TBF	ETBA	DIPE		
MW-32	Initial 11/16/2005	400	14000	520	18000	5	170	0.088	25	25	130	500	130	130	5000	25		
	SSTL	-71	-14000	-520	-18000	-5	-170	-0.088	-25	-25	-130	-500	-130	-130	-5000	-25		
	Initial>SSTL	329	0	0	0	0	0	0	0	0	0	0	0	0	0	0	329	
1/18/2010	Subsequent	6	19	23	67	5	22	0	10	10	100	200	100	50	100	5		
	Subsequent>SSTL	0	0	0	0	0	0	0	0	0	0	0	0	0	0	0		0
		Benzene	Toluene	Ethylbenzene	Xylene	MTBE	Naphthalene	EDB	ETBE	TAME	TBA	Ethanol	TAA	TBF	ETBA	DIPE		
MW-33	Initial 11/16/2005	410	1600	290	1400	50	100	0.02	5	5	25	500	130	25	500	120		
	SSTL	-53	-1600	-290	-1400	-50	-100	-0.02	-5	-5	-25	-500	-130	-25	-500	-120		
	Initial>SSTL	357	0	0	0	0	0	0	0	0	0	0	0	0	0	0	357	
1/18/2010	Subsequent	5	4	5	9	5	5	0	10	10	100	200	180	50	100	5		
	Subsequent>SSTL	0	0	0	0	0	0	0	5	5	75	0	50	25	0	0		160
		Benzene	Toluene	Ethylbenzene	Xylene	MTBE	Naphthalene	EDB	ETBE	TAME	TBA	Ethanol	TAA	TBF	ETBA	DIPE		
MW-34	Initial 11/16/2005	250	870	180	1700	10	360	0.16	50	50	250	1000	5300	250	2800	50		
	SSTL	-35	-870	-180	-1700	-10	-301	-0.16	-50	-50	-250	-1000	-870	-250	-2800	-50		
	Initial>SSTL	215	0	0	0	0	59	0	0	0	0	0	4430	0	0	0	4704	
1/18/2010	Subsequent	100	166	130	886	10	10	0	20	50	341	400	710	100	200	7		
	Subsequent>SSTL	65	0	0	0	0	0	0	0	0	91	0	0	0	0	0		156
		Benzene	Toluene	Ethylbenzene	Xylene	MTBE	Naphthalene	EDB	ETBE	TAME	TBA	Ethanol	TAA	TBF	ETBA	DIPE		
MW-35	Initial 11/16/2005	12000	22000	3200	15000	1300	1200	3.2	5	1000	5000	100	25	25	5000	1300		
	SSTL	-56	-22000	-3200	-15000	-1300	-542	-3.2	-5	-1000	-5000	-100	-25	-25	-5000	-1300		
	Initial>SSTL	11944	0	0	0	0	658	0	0	0	0	0	0	0	0	0	12602	
1/18/2010	Subsequent	4020	7160	608	3590	382	354	0	1000	1310	10000	20000	13600	5000	10000	351		
	Subsequent>SSTL	3964	0	0	0	0	0	0	995	310	5000	19900	13575	4975	5000	0		53719
		Benzene	Toluene	Ethylbenzene	Xylene	MTBE	Naphthalene	EDB	ETBE	TAME	TBA	Ethanol	TAA	TBF	ETBA	DIPE		
MW-36	Initial 11/16/2005	140	310	320	1400	1	120	0.02	5	5	25	100	500	25	500	5		
	SSTL	-85	-310	-320	-1400	-1	-120	-0.02	-5	-5	-25	-100	-500	-25	-500	-5		
	Initial>SSTL	55	0	0	0	0	0	0	0	0	0	0	0	0	0	0	55	
1/18/2010	Subsequent	5	5	5	10	5	5	0	10	10	100	200	100	50	100	5		
	Subsequent>SSTL	0	0	0	0	4	0	0	5	5	75	100	0	25	0	0		214
		Benzene	Toluene	Ethylbenzene	Xylene	MTBE	Naphthalene	EDB	ETBE	TAME	TBA	Ethanol	TAA	TBF	ETBA	DIPE		
MW-37	Initial 11/16/2005	360	360	44	170	160	15	0.097	5	12	25	100	330	25	45	52		
	SSTL	-90	-360	-44	-170	-160	-15	-0.097	-5	-12	-25	-100	-330	-25	-45	-52		
	Initial>SSTL	270	0	0	0	0	0	0	0	0	0	0	0	0	0	0	270	
1/18/2010	Subsequent	353	417	325	794	20	75	0	50	50	500	1000	2400	250	500	25		
	Subsequent>SSTL	263	57	281	624	0	60.1	0	45	38	475	900	2070	225	455	0		5493.1

		Benzene	Toluene	Ethylbenzene	Xylene	MTBE	Naphthalene	EDB	ETBE	TAME	TBA	Ethanol	TAA	TBF	ETBA	DIPE		
MW-39	Initial 11/16/2005	3100	17000	2600	13000	25	830	0.29	130	130	630	2500	630	630	630	130		
	SSTL	-90	-17000	-2600	-13000	-25	-830	-0.29	-130	-130	-630	-2500	-630	-630	-630	-130		
	Initial>SSTL	3010	0	0	0	0	0	0	0	0	0	0	0	0	0	0	3010	
1/20/2010	Subsequent	60	2400	486	4810	100	330	0	200	200	2000	4000	3000	1000	2000	100		
	Subsequent>SSTL	0	0	0	0	75	0	0	70	70	1370	1500	2370	370	1370	0		7195
		Benzene	Toluene	Ethylbenzene	Xylene	MTBE	Naphthalene	EDB	ETBE	TAME	TBA	Ethanol	TAA	TBF	ETBA	DIPE		
MW-40	Initial 11/16/2005	840	740	690	1900	1	500	0.22	5	5	25	100	25	25	1500	25		
	SSTL	-113	-740	-690	-1900	-1	-500	-0.22	-5	-5	-25	-100	-25	-25	-1500	-25		
	Initial>SSTL	727	0	0	0	0	0	0	0	0	0	0	0	0	0	0	727	
1/20/2010	Subsequent	500	504	500	1000	500	500	0	1000	1000	10000	20000	10000	5000	10000	500		
	Subsequent>SSTL	387	0	0	0	499	0	0	995	995	9975	19900	9975	4975	8500	475		56676
		Benzene	Toluene	Ethylbenzene	Xylene	MTBE	Naphthalene	EDB	ETBE	TAME	TBA	Ethanol	TAA	TBF	ETBA	DIPE		
MW-41	Initial 11/16/2005	1	1	1	1	1	5	0.02	5	5	25	100	25	25	25	5		
	SSTL	-1	-1	-1	-1	-1	-5	-0.02	-5	-5	-25	-100	-25	-25	-25	-5		
	Initial>SSTL	0	0	0	0	0	0	0	0	0	0	0	0	0	0	0	0	
1/20/2010	Subsequent	10	3	3	10	5	5	0	10	10	100	200	100	50	100	5		
	Subsequent>SSTL	9	2.4	1.5	9	4	0	0	5	5	75	100	75	25	75	0		385.9
		Benzene	Toluene	Ethylbenzene	Xylene	MTBE	Naphthalene	EDB	ETBE	TAME	TBA	Ethanol	TAA	TBF	ETBA	DIPE		
MW-42	Initial 11/16/2005	1	1	1	1	1	5.4	0.02	5	5	25	100	25	25	25	5		
	SSTL	-1	-1	-1	-1	-1	-5.4	-0.02	-5	-5	-25	-100	-25	-25	-25	-5		
	Initial>SSTL	0	0	0	0	0	0	0	0	0	0	0	0	0	0	0	0	
1/20/2010	Subsequent	5	5	5	12	5	5	0	10	10	100	200	100	50	100	5		
	Subsequent>SSTL	4	4	4	11.2	4	0	0	5	5	75	100	75	25	75	0		387.2
		Benzene	Toluene	Ethylbenzene	Xylene	MTBE	Naphthalene	EDB	ETBE	TAME	TBA	Ethanol	TAA	TBF	ETBA	DIPE		
MW-47	Initial 11/16/2005	1	14	1	1	1	5	2.4	5	5	25	100	25	25	25	5		
	SSTL	-1	-14	-1	-1	-1	-5	-1	-5	-5	-25	-100	-25	-25	-25	-5		
	Initial>SSTL	0	0	0	0	0	0	1.4	0	0	0	0	0	0	0	0	1.4	
1/19/2010	Subsequent	6	5	5	4	5	5	0	10	10	100	200	100	50	100	5		
	Subsequent>SSTL	5.1	0	4	2.9	4	0	0	5	5	75	100	75	25	75	0		376
		Benzene	Toluene	Ethylbenzene	Xylene	MTBE	Naphthalene	EDB	ETBE	TAME	TBA	Ethanol	TAA	TBF	ETBA	DIPE		
MW-54	Initial 11/16/2005	970	2900	460	2200	1500	1100	2.7	50	50	250	1000	650	250	250	50		
	SSTL	-7	-1337	-460	-2200	-83	-29	-2.7	-50	-50	-250	-1000	-650	-250	-250	-50		
	Initial>SSTL	963	1563	0	0	1417	1071	0	0	0	0	0	0	0	0	0	5014	
1/19/2010	Subsequent	10	5	5	10	10	10	0	10	14	100	200	153	50	100	25		
	Subsequent>SSTL	3	0	0	0	0	0	0	0	0	0	0	0	0	0	0		3
		Benzene	Toluene	Ethylbenzene	Xylene	MTBE	Naphthalene	EDB	ETBE	TAME	TBA	Ethanol	TAA	TBF	ETBA	DIPE		
MW-55	Initial 11/16/2005	440	1	27	1	410	39	0.11	5	14	130	100	1400	25	82	83		
	SSTL	-11	-1	-27	-1	-103	-36	-0.05	-5	-14	-130	-100	-423	-25	-82	-83		
	Initial>SSTL	429	0	0	0	307	3	0.06	0	0	0	0	977	0	0	0	1716.06	
1/19/2010	Subsequent	6	2	5	3	34	6	0	10	10	100	200	100	50	100	4		
	Subsequent>SSTL	0	1.4	0	2.2	0	0	0	5	0	0	100	0	25	18	0		151.6
		Benzene	Toluene	Ethylbenzene	Xylene	MTBE	Naphthalene	EDB	ETBE	TAME	TBA	Ethanol	TAA	TBF	ETBA	DIPE		
MW-57	Initial 11/16/2005	12000	12000	2000	8200	2000	1000	3.3	1000	1000	5000	20000	8200	5000	5000	1200		
	SSTL	-6	-1944	-969	-8200	-54	-28	-0.05	-1000	-165	-1908	-20000	-287	-5000	-5000	-290		
	Initial>SSTL	11994	10056	1031	0	1946	972	3.25	0	835	3092	0	7913	0	0	910	38752.25	
1/19/2010	Subsequent	6390	6700	1180	4570	746	517	0	1000	1000	10000	20000	10000	5000	10000	386		
	Subsequent>SSTL	6384	4756	211	0	692	489	0.039	0	835	8092	0	9713	0	5000	96		36268.039
		Benzene	Toluene	Ethylbenzene	Xylene	MTBE	Naphthalene	EDB	ETBE	TAME	TBA	Ethanol	TAA	TBF	ETBA	DIPE		
MW-58	Initial 11/16/2005	5300	110	960	160	630	490	2	87	88	250	1000	3500	250	500	670		
	SSTL	-6	-110	-918	-160	-51	-27	-0.05	-87	-88	-250	-1000	-279	-250	0	-260		
	Initial>SSTL	5294	0	42	0	579	463	1.95	0	0	0	0	3221	0	500	410	10510.95	
1/19/2010	Subsequent	4	10	2	20	199	36	0.02	20	21	200	400	2960	100	200	226		
	Subsequent>SSTL	0	0	0	0	148	9.3	0	0	0	0	0	2681	0	200	0		3038.3
		Benzene	Toluene	Ethylbenzene	Xylene	MTBE	Naphthalene	EDB	ETBE	TAME	TBA	Ethanol	TAA	TBF	ETBA	DIPE		
MW-64	Initial 11/16/2005	390	13	51	1	100	56	0.02	5	10	25	100	25	25	170	41		
	SSTL	-345	-13	-51	-1	-100	-56	-0.02	-5	-10	-25	-100	-25	-25	-170	-41		
	Initial>SSTL	45	0	0	0	0	0	0	0	0	0	0	0	0	0	0	45	
1/20/2010	Subsequent	3240	2020	195	1250	1060	350	0.13	20	111	1180	400	4010	100	200	783		
	Subsequent>SSTL	2895	2007	144	1249	960	294	0.11	15	101	1155	300	3985	75	30	742		13952.11
		Benzene	Toluene	Ethylbenzene	Xylene	MTBE	Naphthalene	EDB	ETBE	TAME	TBA	Ethanol	TAA	TBF	ETBA	DIPE		
MW-65	Initial 11/16/2005	140	31	78	88	6	45	0.02	5	5	25	100	25	25	74	14		
	SSTL	-140	-31	-78	-88	-6	-45	-0.02	-5	-5	-25	-100	-25	-25	-74	-14		
	Initial>SSTL	0	0	0	0	0	0	0	0	0	0	0	0	0	0	0	0	
1/20/2010	Subsequent	748	530	22	274	41	29	0	100	137	1000	2000	2570	500	1000	36		
	Subsequent>SSTL	608	499	0	186	34.7	0	0	95	132	975	1900	2545	475	926	21.5		8397.2
		Benzene	Toluene	Ethylbenzene	Xylene	MTBE	Naphthalene	EDB	ETBE	TAME	TBA	Ethanol	TAA	TBF	ETBA	DIPE		
MW-66	Initial 11/16/2005	1	1	1	27	1	8.6	0.02	5	5	25	100	25	25	25	5		
	SSTL	-1	-1	-1	-27	-1	-8.6	-0.02	-5	-5	-25	-100	-25	-25	-25	-5		
	Initial>SSTL	0	0	0	0	0	0	0	0	0	0	0	0	0	0	0	0	
1/20/2010	Subsequent	5	3	28	4	5	53	0	10	10	100	200	100	50	100	5		
	Subsequent>SSTL	4	2.2	27.2	0	4	44.6	0	5	5	75	100	75	25	75	0		442

		Benzene	Toluene	Ethylbenzene	Xylene	MTBE	Naphthalene	EDB	ETBE	TAME	TBA	Ethanol	TAA	TBF	ETBA	DIPE		
MW-5aR	Initial 11/16/2005	27000	31000	2500	14000	9900	1000	0.19	1000	2300	5000	20000	54000	5400	13000	4100		
	SSTL	-83	-17249	-2500	-14000	-9900	-108	-0.19	-1000	-381	-5000	-20000	-1403	-5400	-13000	-4100		
	Initial>SSTL	26917	13751	0	0	0	892	0	0	1919	0	0	52597	0	0	0	96076	
1/18/2010	Subsequent	9070	18300	944	9700	331	661	0	1000	1000	10000	20000	10000	5000	10000	499		
	Subsequent>SSTL	8987	1051	0	0	0	553	0	0	619	5000	0	8597	0	0	0		24807
		Benzene	Toluene	Ethylbenzene	Xylene	MTBE	Naphthalene	EDB	ETBE	TAME	TBA	Ethanol	TAA	TBF	ETBA	DIPE		
PW-1R	Initial 11/16/2005	8300	6800	1800	8100	290	770	7.6	320	1400	1100	1000	18000	250	3000	2500		
	SSTL	-58	-6800	-1800	-8100	-290	-89	-6	-320	-330	-1100	-1000	-1114	-250	-3000	-2500		
	Initial>SSTL	8242	0	0	0	0	681	1.6	0	1070	0	0	16886	0	0	0	26880.6	
1/18/2010	Subsequent	4	20	3	55	5	3	0	10	10	100	200	100	50	100	5		
	Subsequent>SSTL	0	0	0	0	0	0	0	0	0	0	0	0	0	0	0		0
		Benzene	Toluene	Ethylbenzene	Xylene	MTBE	Naphthalene	EDB	ETBE	TAME	TBA	Ethanol	TAA	TBF	ETBA	DIPE		
RW-1R	Initial 11/16/2005	1600	10	230	10	130	14	0.54	5	50	25	100	850	25	250	160		
	SSTL	-54	-10	-230	-10	-130	-14	-0.54	-5	-50	-25	-100	-850	-25	-250	-160		
	Initial>SSTL	1546	0	0	0	0	0	0	0	0	0	0	0	0	0	0	1546	
1/18/2010	Subsequent	5	2	5	10	5	5	0	10	10	100	200	100	50	100	5		
	Subsequent>SSTL	0	0	0	0	0	0	0	5	0	75	100	0	25	0	0		205
		Benzene	Toluene	Ethylbenzene	Xylene	MTBE	Naphthalene	EDB	ETBE	TAME	TBA	Ethanol	TAA	TBF	ETBA	DIPE		
DW-3	Initial 11/16/2005	350	360	64	220	230	5	0.06	5	17	25	100	850	75	95	5		
	SSTL	-45	-360	-64	-220	-230	-5	-0.06	-5	-17	-25	-100	-850	-75	-95	-5		
	Initial>SSTL	305	0	0	0	0	0	0	0	0	0	0	0	0	0	0	305	
1/18/2010	Subsequent	5	5	5	10	5	5	0	10	10	100	200	100	50	100	5		
	Subsequent>SSTL	0	0	0	0	0	0	0	5	0	75	100	0	0	5	0		185
		Benzene	Toluene	Ethylbenzene	Xylene	MTBE	Naphthalene	EDB	ETBE	TAME	TBA	Ethanol	TAA	TBF	ETBA	DIPE		
DW-4	Initial 11/16/2005	74	380	102	524	11.5	48	1.46	5	5	50	500	150	50	50	25		
	SSTL	-48	-380	-102	-524	-11.5	-48	-1.46	-5	-5	-50	-500	-150	-50	-50	-25		
	Initial>SSTL	26	0	0	0	0	0	0	0	0	0	0	0	0	0	0	26	
10/20/2008	Subsequent	5	5	5	5	5	5	0	5	5	5	453	5	5	5	5		
	Subsequent>SSTL	0	0	0	0	0	0	0	0	0	0	0	0	0	0	0		0
		Benzene	Toluene	Ethylbenzene	Xylene	MTBE	Naphthalene	EDB	ETBE	TAME	TBA	Ethanol	TAA	TBF	ETBA	DIPE		
DW-7	Initial 11/16/2005	40	2	2	2	20	10	0.14	10	10	50	200	300	50	50	16		
	SSTL	-7	-2	-2	-2	-20	-10	-0.14	-10	-10	-50	-200	-300	-50	-50	-16		
	Initial>SSTL	33	0	0	0	0	0	0	0	0	0	0	0	0	0	0	33	
1/19/2010	Subsequent	2	17	3	36	5	26	0	10	10	100	200	100	50	100	5		
	Subsequent>SSTL	0	14.5	1	34.1	0	15.6	0	0	0	50	0	0	0	50	0		165.2
		Benzene	Toluene	Ethylbenzene	Xylene	MTBE	Naphthalene	EDB	ETBE	TAME	TBA	Ethanol	TAA	TBF	ETBA	DIPE		
DW-9	Initial 11/16/2005	1	5	1	1	1	5	0.02	5	5	25	100	25	25	25	5		
	SSTL	-1	-5	-1	-1	-1	-5	-0.02	-5	-5	-25	-100	-25	-25	-25	-5		
	Initial>SSTL	0	0	0	0	0	0	0	0	0	0	0	0	0	0	0	0	
1/19/2010	Subsequent	5	5	5	5	5	5	0	10	10	100	200	100	50	100	5		
	Subsequent>SSTL	4	0	4	4	4	0	0	5	5	75	100	75	25	75	0		376
Totals	Initial>SSTL																551153.06	
	Subsequent>SSTL																	268972.279

CoC Mass Reduction Calculation

= (Initial>SSTL-Subsequent>SSTL)/(Initial>SSTL)*100%
= 51.20%

Monitoring Event, Clouds Chevron Gas Station Analytical Data (ug/L)																	
Well	Date	Benzene ug/L	Toluene ug/L	Ethylbenzene ug/L	Xylenes ug/L	MTBE ug/L	Naphthalene ug/L	EDB ug/L	ETBE ug/L	TAME ug/L	TBA ug/L	Ethanol ug/L	TAA ug/L	TBF ug/L	ETBA ug/L	DIPE ug/L
	4/19/2005	1	1	1	1	5	1	0.02	5	5	25	100	25	25	25	5
MW-1	6/29/2006	1	7	3	19	1	4	0.02	10	1	10	20	10	20	10	1
	08/14/2007 0	5	5	5	5	5	5	1.00	5	5	5	5	5	5	5	5
	08/14/2007 0	5	5	5	5	5	5	1.00	5	5	5	5	5	5	5	5
	Dry	0	0	0	0	0	0	0.00	0	0	0	0	0	0	0	0
	1/18/2010	5	5	5	10	5	5	0.02	10	10	100	200	100	50	100	5
	4/19/2005	5900	11000	1800	12000	570	3200	39.00	130	130	630	2500	2800	630	630	250
MW-2	6/29/2006	12000	22000	2100	13800	1700	460	94.00	20	50	20	40	1700	40	20	210
	08/21/2007 1	6	13	5	5	5	5	1.00	5	5	5	5	5	5	5	5
	08/21/2007 1	6	13	5	5	5	5	1.00	5	5	5	5	5	5	5	5
	8/21/2007	6	13	5	5	5	5	1.00	5	5	5	5	5	5	5	5
	8/21/2007	6	13	5	5	5	5	1.00	5	5	5	5	5	5	5	5
	4/19/2005	15000	27000	3500	19000	1500	37000	230.00	250	540	1300	5000	12000	1300	1300	1100
MW-3	6/29/2006	15000	27000	3500	19000	1500	37000	230.00	250	540	1300	5000	12000	1300	1300	1100
	08/21/2007 1	6	14	5	5	5	5	70.50	5	5	5	5	5	5	5	5
	03/03/2008 1	9950	16500	657	8790	66100	537	229.00	5	5	1330	5	8610	1760	5	5
	10/20/2008 0	5	5	5	105	1890	713	6.20	5	5	5	5	2210	5	5	5
	1/18/2010	200	333	250	250	4260	254	42.20	500	500	5000	10000	5000	2500	5000	250
	4/19/2005	1	1	1	1	5	8	0.07	5	5	25	100	25	25	25	5
MW-4	6/29/2006	1	8	2	17	2	2	0.02	10	1	10	20	10	20	10	1
	08/14/2007 0	31	5	5	5	10	5	1.00	5	5	5	5	5	5	5	5
	03/03/2008 1	5	5	5	5	36	5	5.00	5	5	5	5	5	5	5	5
	10/20/2008 1	5	5	5	5	11	5	0.02	5	5	5	5	5	5	5	5
	1/18/2010	5	5	5	10	5	5	0.02	10	10	100	200	100	50	100	5
	4/19/2005	100	3600	2300	8300	710	100	0.84	500	500	2500	10000	2500	2500	2500	500
MW-5	6/29/2006	670	3600	1	9800	1	510	3.60	10	1	10	20	580	20	10	1
	6/29/2006	670	3600	5	9800	5	510	3.60	10	5	10	20	580	20	10	5
	03/03/2008 1	5	5	5	5	92	9	5.00	5	5	5	275	5	5	5	5
	1/0/1900	5	5	5	5	92	9	0.02	5	5	5	275	5	5	5	5
	1/18/2010	50	50	50	31	946	50	0.02	100	100	1000	2000	1000	500	1000	50
	4/19/2005	13	1	1	60	5	1	0.02	5	5	25	100	25	25	25	5
MW-6	6/29/2006	970	190	160	525	3700	210	2.40	100	33	100	200	1000	200	100	87
	08/21/2007 1	4620	11000	2290	15600	1480	775	68.90	5	5	5	5	3190	5	5	234
	03/03/2008 1	137	5	5	5	4440	5	0.97	5	5	126	5	5	5	5	5
	10/20/2008 1	5	5	5	5	2560	5	0.16	5	5	5	5	5	5	5	5
	1/18/2010	5	5	5	10	119	5	0.02	10	10	100	200	100	50	100	5
	4/19/2005	1	1	1	1	5	1	0.02	5	5	25	100	25	25	25	5
MW-7	6/29/2006	1	1	1	2	1	1	0.02	10	1	10	20	10	20	10	1
	08/14/2007 0	5	5	5	5	5	5	1.00	5	5	5	5	5	5	5	5
	03/03/2008 1	5	5	5	5	5	5	5.00	5	5	5	5	5	5	5	5
	10/20/2008 1	5	5	5	5	5	5	0.02	5	5	5	5	5	5	5	5
	1/18/2010	5	5	5	10	5	5	0.02	10	10	100	200	100	50	100	5
	4/19/2005	1	1	1	1	5	1	0.02	5	5	25	100	25	25	25	5
MW-8	6/29/2006	1	1	1	4	1	1	0.02	10	1	10	20	10	20	10	1
	08/21/2007 1	5	5	5	5	5	5	1.00	5	5	5	5	5	5	5	5
	03/03/2008 1	5	5	5	5	5	5	5.00	5	5	5	5	5	5	5	5
	10/21/2008 1	5	5	5	5	5	5	0.02	5	5	5	5	5	5	5	5
	1/18/2010	5	5	5	10	5	5	0.02	5	10	100	200	100	50	100	5
	4/19/2005	3100	9800	2100	11000	1000	10	0.15	50	50	250	1000	250	250	250	71
MW-9	7/11/2006	3100	9800	2100	11000	1000	10	0.15	50	50	250	1000	250	250	250	71
	7/11/2006	3100	9800	2100	11000	1000	10	0.15	50	50	250	1000	250	250	250	71
	7/11/2006	3100	9800	2100	11000	1000	10	0.15	50	50	250	1000	250	250	250	71
	1/0/1900	0	0	0	0	0	0	0.00	0	0	0	0	0	0	0	0
Destroyed	Destroyed	0	0	0	0	0	0	0.00	0	0	0	0	0	0	0	0
	4/19/2005	12000	17000	2700	13000	990	540	0.23	130	230	630	2500	630	630	630	1700
MW-10	4/19/2005	12000	17000	2700	13000	990	540	0.23	130	230	630	2500	630	630	630	1700
	08/14/2007 0	11300	29500	2420	12700	106	681	0.10	5	118	5	5	5	5	5	1130
	08/14/2007 0	11300	29500	2420	12700	106	681	0.10	5	118	5	5	5	5	5	1130
	10/21/2008 1	7870	23000	2180	11400	5	5	0.24	5	5	5	5	5	5	5	5
	1/25/2010	143	1650	412	3980	50	559	0.02	100	250	1000	2000	1000	500	1000	100
	4/19/2005	25	230	25	25	130	25	0.02	130	130	630	2500	630	630	630	130
MW-11	7/11/2006	43	35	5	23	1	7	0.02	10	1	110	20	2500	20	10	1
	08/14/2007 0	149	225	17	68	5	13	1.00	5	5	5	5	529	5	5	13
	03/11/2008 0	19	5	5	5	77	5	5.00	5	5	5	5	487	5	5	5
	10/21/2008 1	31	5	7	5	5	5	0.02	5	5	118	550	2330	5	5	5
	1/18/2010	5	5	5	5	18	5	0.02	10	10	100	200	100	50	100	5

Well	Date	Benzene ug/L	Toluene ug/L	Ethylbenzene ug/L	Xylenes ug/L	MTBE ug/L	Naphthalene ug/L	EDB ug/L	ETBE ug/L	TAME ug/L	TBA ug/L	Ethanol ug/L	TAA ug/L	TBF ug/L	ETBA ug/L	DIPE ug/L
MW-12	4/19/2005	25	230	25	25	130	25	0.02	5	5	25	100	25	25	25	5
	7/13/2006	1	8	2	11	1	7	0.02	10	1	10	20	10	20	10	1
	08/14/2007 0	5	5	5	5	5	5	1.00	5	5	5	5	5	5	5	5
	03/11/2008 0	5	5	5	5	28	5	5.00	5	5	64	5	635	5	5	5
	10/21/2008 1	5	5	5	5	5	5	0.02	5	5	5	5	5	5	5	5
	1/18/2010	5	14	5	42	26	24	0.02	10	17	37	200	421	50	100	100
MW-13	4/19/2005	1	1	1	1	5	1	0.02	5	5	25	100	25	25	25	5
	7/11/2006	1	4	1	8	10	9	0.02	1	1	10	20	10	20	10	1
	08/14/2007 0	5	5	5	5	5	5	1.00	5	5	5	5	5	5	5	5
	03/11/2008 0	5	5	5	5	5	5	5.00	5	5	5	5	5	5	5	5
	10/21/2008 1	15	5	5	5	5	5	0.02	5	5	5	499	5	5	5	5
	1/18/2010	5	5	5	10	5	5	0.02	10	110	100	200	100	50	100	5
MW-15	4/19/2005	210	520	230	720	190	1	0.02	5	5	25	100	25	25	330	5
	4/19/2005	210	520	230	720	190	1	0.02	5	5	25	100	25	25	330	5
	08/14/2007 0	371	198	129	343	11	124	1.00	5	5	159	5	3350	5	5	31
	03/11/2008 0	372	7970	2090	10800	5	1150	5.00	5	5	5	5	2350	5	5	5
	10/21/2008 1	312	3260	764	5790	5	621	0.02	5	5	5	5	5	5	5	5
	1/18/2010	11	243	347	1710	25	238	0.02	50	50	500	1000	500	250	500	25
MW-16	4/19/2005	1	16	5	36	31	1	0.02	5	5	25	100	25	25	25	5
	7/11/2006	1	16	5	36	31	1	0.02	5	5	25	100	25	25	25	5
	08/14/2007 0	12200	34200	3270	21300	4110	1220	5.40	5	5	5	5	5	5	5	2220
	03/06/2008 1	5	5	5	5	5	5	5.00	5	5	5	5	5	5	5	5
	10/22/2008 0	5	122	40	332	5	162	0.02	5	5	5	5	5	5	5	5
	1/19/2010	5	5	5	13	5	6	0.02	10	10	100	200	139	50	100	5
MW-17	4/19/2005	3500	28000	3600	20000	1800	200	0.02	1000	1000	5000	20000	5000	5000	5000	1000
	7/11/2006	3500	28000	3600	20000	1800	200	0.02	1000	1000	5000	20000	5000	5000	5000	1000
	08/14/2007 0	9310	31000	2480	14600	5	1080	0.50	5	5	5	5	5	5	5	5
	08/14/2007 0	9310	31000	2480	14600	5	1080	0.50	5	5	5	5	5	5	5	5
	10/22/2008 0	2250	24800	3580	32100	5	2370	0.39	5	5	5	5	5	5	5	5
	1/19/2010	873	6200	455	11400	250	784	0.17	500	500	5000	10000	9780	2500	5000	500
MW-18	4/19/2005	18000	37000	3200	17000	1300	6400	1.60	1000	1000	5000	20000	5000	5000	5000	2800
	4/19/2005	18000	37000	3200	17000	1300	6400	1.60	1000	1000	5000	20000	5000	5000	5000	2800
	08/16/2007 0	9080	21000	1700	16000	4170	869	5.00	5	5	5	5	15800	5	5	1930
	08/16/2007 0	9080	21000	1700	16000	4170	869	5.00	5	5	5	5	15800	5	5	1930
	10/20/2008 1	9470	23600	3060	17200	4270	1770	6.30	5	5	5	5	5	5	5	1740
	1/18/2010	187	746	108	3800	199	796	0.64	100	154	1000	2000	1410	500	1000	229
MW-19	4/19/2005	23000	48000	3600	20000	1300	4200	1.60	1000	1000	5000	20000	5000	5000	5000	2300
	7/11/2006	23000	48000	3600	20000	1300	4200	1.60	1000	1000	5000	20000	5000	5000	5000	2300
	08/21/2007 0	17600	46700	2590	16300	5770	869	35.30	5	5	5	5	5	5	5	861
	08/21/2007 0	17600	46700	2590	16300	5770	869	35.30	5	5	5	5	5	5	5	861
	10/20/2008 1	6680	24300	2540	20700	1750	1650	40.50	5	5	5	5	5	5	5	5
	1/19/2010	164	2520	235	7070	153	1750	13.20	200	200	2000	4000	2000	1000	2000	74
MW-20	4/19/2005	19000	36000	3200	18000	1400	7200	0.02	1000	1000	5000	20000	5000	5000	5000	2800
	6/29/2006	18000	32000	3500	17600	3000	1400	0.06	500	530	500	1000	3500	1000	500	2300
	6/29/2006	18000	32000	3500	17600	3000	1400	0.06	500	530	500	1000	3500	1000	500	2300
	6/29/2006	18000	32000	3500	17600	3000	1400	0.06	500	530	500	1000	3500	1000	500	2300
	10/20/2008 1	2710	19700	1730	13100	198	1090	0.02	5	5	5	5	6100	5	5	171
	1/18/2010	217	2220	41	3490	47	102	0.10	200	261	2000	4000	2620	1000	2000	100
MW-22	4/19/2005	24000	39000	5000	27000	4600	780	0.02	1000	1000	5000	20000	5000	5000	5000	1900
	6/29/2006	16000	44000	5700	28600	250	2300	0.02	2500	250	2500	5000	17000	5000	2500	400
	08/21/2007 1	7710	28200	1960	11000	5	5	1.00	5	5	5	5	5	5	5	5
	03/03/2008 1	4480	34900	2660	13800	5	5	5.00	5	5	5	5	5	5	5	5
	10/20/2008 1	2750	30600	5440	27900	5	2510	0.02	5	5	5	5	5	5	5	5
	1/20/2010	1100	8580	1650	21800	250	215	0.02	500	662	5000	10000	5000	2500	5000	500
MW-23	4/19/2005	8100	19000	1800	9700	1000	1600	1.30	56	1000	25	100	25	25	5000	1000
	6/29/2006	2100	5700	410	3800	230	220	0.21	500	50	500	1000	4600	1000	500	100
	08/21/2007 1	958	3560	251	1480	5	5	1.00	5	5	5	5	5	5	5	5
	03/03/2008 1	9840	29400	5	13300	5	2810	0.30	5	5	5	5	5	5	5	5
	10/20/2008 1	9740	26000	2940	18000	1550	1490	0.47	5	5	5	5	5	5	5	1370
	1/19/2010	17	74	9	391	17	58	0.02	20	50	200	400	285	100	200	7
MW-24	4/19/2005	1340	1520	98	1730	67	610	26.30	1	60	10	100	4890	10	1150	449
	4/19/2005	1340	1520	98	1730	66.5	610	26.30	1	60	10	100	4890	10	1150	449
	08/21/2007 1	5	6	5	5	5.0	5	1.00	5	5	5	5	5	5	5	5
	03/03/2008 1	5	14	5	19	25.1	5	5.00	5	5	7	5	5	5	5	5
	10/20/2008 1	5	17	5	16	5.0	5	0.02	5	5	5	5	5	5	5	5
	1/18/2010	2	2	5	4	5.0	5	0.02	10	10	100	3980	100	50	100	5
MW-25	4/19/2005	1600	6200	850	4400	260.0	17	0.02	5	5	25	100	25	25	25	110
	6/29/2006	1400	11000	2300	17400	100	1200	0.02	1000	100	1000	2000	7900	2000	1000	100
	6/29/2006	1400	11000	2300	17400	100	1200	0.02	1000	100	1000	2000	7900	2000	1000	100
	03/03/2008 1	5	9370	3370	19900	95	1130	0.24	5	5	20	5	6950	5	5	5
	10/20/2008 1	5	2260	2080	15000	5	1090	0.02	5	5	5	5	5	5	5	5
	1/19/2010	6	89	165	1620	25	158	0.02	50	50	500	1000	500	250	500	25

Well	Date	Benzene ug/L	Toluene ug/L	Ethylbenzene ug/L	Xylenes ug/L	MTBE ug/L	Naphthalene ug/L	EDB ug/L	ETBE ug/L	TAME ug/L	TBA ug/L	Ethanol ug/L	TAA ug/L	TBF ug/L	ETBA ug/L	DIPE ug/L
MW-26	4/19/2005	1	1	1	1	5	1	0.02	5	5	25	100	25	25	25	5
	6/29/2006	1	1	1	2	1	1	0.02	10	1	10	20	10	20	10	1
	08/21/2007 1	7	16	5	5	5	5	1.00	5	5	5	5	5	5	5	5
	03/03/2008 1	5	5	5	5	5	5	5.00	5	5	5	5	5	5	5	5
	1/0/1900	0	0	0	0	0	0	0.00	0	0	0	0	0	0	0	0
	1/20/2010	2	3	5	10	5	5	0.02	10	10	100	200	100	50	100	5
MW-27	4/19/2005	1	1	1	1	5	1	0.02	1	1	10	100	10	10	10	5
	4/19/2005	1	1	1	1	5	1	0.02	1	1	10	100	10	10	10	5
	08/21/2007 1	2670	10000	840	4840	5	300	1.00	5	5	5	5	5	5	5	105
	03/03/2008 1	5	5	5	12	5	5	5.00	5	5	5	5	5	5	5	5
	10/20/2008 1	5	5	5	5	5	5	0.02	5	5	5	454	5	5	5	5
	1/18/2010	5	5	5	10	5	5	0.02	10	10	100	200	100	50	100	5
MW-28	4/19/2005	360	970	96	490	250	50	0.02	250	250	1300	5000	1300	1300	1300	2600
	6/29/2006	10	44	9	72	1	35	0.02	10	1	10	20	91	20	10	1
	08/15/2007 0	5	5	5	5	5	5	1.00	5	5	5	5	5	5	5	5
	03/03/2008 1	5	5	5	5	5	5	5.00	5	5	5	5	5	5	5	5
	10/20/2008 1	5	5	5	5	5	5	0.02	5	5	5	269	5	5	5	5
	10/20/2008 1	5	5	5	5	5	5	0.02	5	5	5	269	5	5	5	5
MW-29	4/19/2005	100	100	100	100	3500	100	0.02	500	500	2500	10000	2500	2500	3100	500
	6/29/2006	3	18	6	44	1	13	0.02	10	1	10	20	10	20	10	1
	08/15/2007 0	5	5	5	5	5	5	1.00	5	5	5	5	5	5	5	5
	03/03/2008 1	5	10	6	38	5	7	5.00	5	5	5	5	5	5	5	5
	10/20/2008 1	5	5	5	5	5	5	0.02	5	5	5	5	5	5	111	5
	1/18/2010	5	5	5	10	5	5	0.02	10	10	100	200	100	50	100	5
MW-30	4/19/2005	1	1	1	1	5	1	0.11	5	5	25	100	25	25	25	5
	6/29/2006	3	28	21	129	1	50	0.02	10	1	10	20	10	20	10	1
	08/21/2007 1	5	19	5	5	5	5	1.00	5	5	5	5	5	5	5	5
	03/03/2008 1	5	6	5	11	5	5	5.00	5	5	5	5	5	5	5	5
	10/20/2008 1	5	15	5	39	5	11	0.02	5	5	5	5	5	5	5	5
	1/18/2010	5	5	5	10	5	5	0.02	10	10	100	200	100	50	100	5
MW-31	4/19/2005	20	53	21	260	51	1	0.02	5	5	25	100	25	25	120	5
	6/29/2006	100	280	2	380	1	2	0.02	10	1	10	20	1600	20	10	1
	6/29/2006	100	280	2	380	5	2	0.02	10	5	10	20	1600	20	10	5
	03/11/2008 0	91	98	298	586	5	222	5.00	5	5	5	5	2030	5	5	5
	1/0/1900	0	0	0	0	0	0	0.00	0	0	0	0	0	0	0	0
	1/20/2010	20	15	275	56	10	146	0.02	20	50	200	400	369	100	200	10
MW-32	4/19/2005	400	14000	520	18000	170	5	0.09	25	25	130	500	130	130	5000	25
	6/29/2006	410	850	370	2180	10	160	0.02	100	10	100	200	4500	200	100	10
	08/21/2007 1	174	1210	216	2920	5	88	1.00	5	5	5	5	784	5	5	5
	08/21/2007 1	174	1210	216	2920	5	88	1.00	5	5	5	5	784	5	5	5
	10/20/2008 1	296	911	512	2570	5	510	0.02	5	5	5	5	1860	5	5	5
	1/18/2010	6	19	23	67	5	22	0.02	10	10	100	200	100	50	100	5
MW-33	4/19/2005	410	1600	290	1400	100	50	0.02	5	5	25	500	130	25	500	120
	6/29/2006	5500	18000	1900	12400	72	650	0.02	500	50	500	1000	9100	1000	500	170
	08/21/2007 1	821	3870	238	4610	5	280	1.00	5	5	5	5	3710	5	5	5
	03/03/2008 1	1080	3750	644	5860	5	340	5.00	5	5	5	5	7970	5	5	5
	10/20/2008 1	2570	11000	1310	8420	5	473	0.02	5	5	5	5	5190	5	5	5
	1/18/2010	5	4	5	9	5	5	0.02	10	10	100	200	180	50	100	5
MW-34	4/19/2005	250	870	180	1700	360	10	0.16	50	50	250	1000	5300	250	2800	50
	6/29/2006	1900	12000	1500	7200	1	400	0.18	10	1	10	20	5400	20	10	47
	08/21/2007 1	263	2710	570	2700	5	231	1.00	5	5	5	5	5	5	5	5
	03/06/2008 0	1490	14500	1880	8250	5	803	5.00	5	5	5	5	5	5	5	5
	10/20/2008 1	648	5930	1350	5870	5	622	0.02	5	5	5	5	5	5	5	5
	1/18/2010	100	166	130	886	10	10	0.02	20	50	341	400	710	100	200	7
MW-35	4/19/2005	12000	22000	3200	15000	1200	1300	3.20	5	1000	5000	100	25	25	5000	1300
	7/11/2006	12000	22000	3200	15000	1200	1300	3.20	5	1000	5000	100	25	25	5000	1300
	08/21/2007 1	15800	13500	1960	9300	3120	1330	3.70	5	5	5	5	137000	5	5	2340
	03/06/2008 0	14500	18200	2180	15100	2500	1260	0.91	5	5	2030	5	19800	5	5	5
	10/20/2008 1	13100	12500	1660	8830	1770	1460	0.96	5	5	5	5	12700	5	5	1360
	1/18/2010	4020	7160	608	3590	382	354	0.44	1000	1310	10000	20000	13600	5000	10000	351
MW-36	4/19/2005	140	310	320	1400	120	1	0.02	5	5	25	100	500	25	500	5
	6/29/2006	110	540	730	4300	1	280	0.02	10	1	10	20	5400	20	10	1
	08/21/2007 1	38	27	103	280	5	87	1.00	5	5	5	5	587	5	5	5
	03/03/2008 1	5	5	273	247	5	5	5.00	5	5	5	5	5	5	5	5
	10/20/2008 0	36	136	397	320	5	238	0.02	5	5	5	5	2400	5	5	5
	1/18/2010	5	5	5	10	5	5	0.02	10	10	100	200	100	50	100	5
MW-37	4/19/2005	360	360	44	170	15	160	0.10	5	12	25	100	330	25	45	52
	6/29/2006	410	1900	1300	2550	20	390	0.03	200	20	200	400	1700	400	200	20
	08/21/2007 1	135	808	888	2280	5	352	1.00	5	5	5	5	5	5	5	5
	03/06/2008 0	519	625	1380	673	5	502	5.00	5	5	5	5	5	5	5	5
	10/20/2008 1	454	459	1130	728	5	609	0.02	5	5	5	5	2370	5	5	5
	1/18/2010	353	417	325	794	20	75	0.02	50	50	500	1000	2400	250	500	25

Well	Date	Benzene ug/L	Toluene ug/L	Ethylbenzene ug/L	Xylenes ug/L	MTBE ug/L	Naphthalene ug/L	EDB ug/L	ETBE ug/L	TAME ug/L	TBA ug/L	Ethanol ug/L	TAA ug/L	TBF ug/L	ETBA ug/L	DIPE ug/L
MW-38	4/19/2005	1	1	1	1	5	1	0.02	5	5	25	100	25	25	25	5
	7/11/2006	2	23	6	32	1	8	0.02	10	1	10	20	10	20	10	1
	08/13/2007 0	5	5	5	5	5	5	1.00	5	5	5	5	5	5	5	5
	03/06/2008 0	5	23	7	44	5	12	5.00	5	5	5	5	5	5	5	5
	10/20/2008 1	5	5	5	5	5	5	0.02	5	5	5	5	5	5	5	5
	1/20/2010	5	3	5	10	5	5	0.02	10	10	100	200	100	50	100	5
MW-39	4/19/2005	3100	17000	2600	13000	830	25	0.29	130	130	630	2500	630	630	630	130
	7/11/2006	1500	19000	2000	14300	200	1400	0.19	2000	200	2000	4000	2000	4000	15000	200
	08/13/2007 0	678	10300	1320	8320	5	683	0.13	5	5	5	5	5	5	5	5
	03/06/2008 1	515	10200	1980	12500	5	1140	5.00	5	5	5	5	14000	5	5	5
	10/20/2008 0	506	11400	1940	10900	5	944	0.02	5	5	5	5	5	5	5	5
	1/20/2010	60	2400	486	4810	100	330	0.02	200	200	2000	4000	3000	1000	2000	100
MW-40	4/19/2005	840	740	690	1900	500	1	0.22	5	5	25	100	25	25	1500	25
	7/11/2006	2000	15000	1300	8900	50	630	0.32	500	50	500	1000	6100	1000	80	50
	08/13/2007 0	757	8340	685	6180	5	5	0.14	5	5	5	5	5	5	5	5
	08/13/2007 0	757	8340	685	6180	5	5	0.14	5	5	5	5	5	5	5	5
	10/20/2008 0	1010	16000	3920	27200	5	2630	0.02	5	5	5	5	5	5	5	5
	1/20/2010	500	504	500	1000	500	500	0.02	1000	1000	10000	20000	10000	5000	10000	500
MW-41	4/19/2005	1	1	1	1	5	1	0.02	5	5	25	100	25	25	25	5
	7/11/2006	110	700	160	860	1	93	0.02	10	1	10	20	190	20	10	1
	08/15/2007 0	586	5	88	5	93	56	0.10	5	5	5	5	913	5	5	57
	03/06/2008 1	809	1620	1380	1900	21	483	5.00	5	5	5	5	5	5	5	5
	10/20/2008 0	1160	834	1460	1760	5	608	0.02	5	5	5	5	3520	5	5	58
	1/20/2010	10	3	3	10	5	5	0.02	10	10	100	200	100	50	100	5
MW-42	4/19/2005	1	1	1	1	5	1	0.02	5	5	25	100	25	25	25	5
	7/11/2006	3	860	480	2900	1.0	270	0.02	10	1	10	20	360	20	10	1
	08/13/2007 0	5	718	432	3680	5.0	293	1.00	5	5	5	5	1	5	5	5
	03/06/2008 1	5	92	185	565	5.0	154	5.00	5	5	5	5	284	5	5	5
	10/20/2008 0	5	110	303	835	5.0	282	0.02	5	5	5	5	627	5	5	5
	1/20/2010	5	5	5	12	5.0	5	0.02	10	10	100	200	100	50	100	5
MW-43	4/19/2005	1	1	1	1	5.0	1	0.02	5	5	25	100	25	25	25	5
	7/11/2006	1	11	2	13	7	0	10.00	1	10	20	10	20	10	10	1
	08/21/2007 1	5	5	5	5	5	5	1.00	5	5	5	1140	5	5	5	5
	03/06/2008 1	5	5	5	5	5	5	5.00	5	5	5	5	5	5	5	5
	10/20/2008 0	5	5	5	11	5	5	0.02	5	5	5	5	5	5	5	5
	1/19/2010	11	30	5	21	5	5	0.02	10	10	100	200	100	50	100	5
MW-44	4/19/2005	1	1	1	1	5	1	0.02	5	5	25	100	25	25	25	5
	7/11/2006	1	4	1	6	1	2	0.02	10	1	10	20	10	20	10	1
	08/14/2007 0	5	6	5	19	5	6	1.00	5	5	5	5	5	5	5	5
	03/06/2008 1	5	5	5	5	5	5	5.00	5	5	5	5	5	5	5	5
	10/22/2008 1	5	5	5	16	5	8	0.02	5	5	5	5	5	5	5	5
	1/19/2010	5	5	5	10	5	5	0.02	10	10	100	200	100	50	100	5
MW-45	4/19/2005	1	1	1	1	5	1	0.02	5	5	25	100	25	25	25	5
	7/11/2006	1	3	1	4	1	2	0.02	10	1	10	20	10	20	10	1
	08/14/2007 0	5	5	5	5	5	5	1.00	5	5	5	5	5	5	5	5
	03/06/2008 1	5	5	5	5	5	5	5.00	5	5	5	5	5	5	5	5
	10/22/2008 0	5	5	5	16	5	16	0.02	5	5	5	5	5	5	5	5
	1/19/2010	5	5	5	10	5	5	0.02	10	10	100	200	100	50	100	5
MW-46	4/19/2005	1	12	1	1	5.2	1	0.02	5	5	25	190	25	25	25	5
	7/11/2006	1	2	1	2	1.0	6	0.02	10	1	10	20	10	20	10	1
	08/14/2007 0	5	12	5	5	5.0	5	1.00	5	5	5	5	5	5	5	5
	03/06/2008 1	5	5	5	5	5.0	5	5.00	5	5	5	5	5	5	5	5
	10/22/2008 0	5	5	5	14	5.0	8	0.02	5	5	5	5	5	5	5	5
	1/19/2010	5	5	5	10	5.0	5	0.02	10	10	100	200	100	50	100	5
MW-47	4/19/2005	1	14	1	1	5.0	1	2.40	5	5	25	100	25	25	25	5
	7/11/2006	1	3	1	4	1	6	0.02	10	1	10	20	10	20	10	1
	08/14/2007 0	8	18	13	254	5	374	1.00	5	5	5	5	5	5	5	5
	03/06/2008 1	5	5	5	5	5	5	5.00	5	5	5	5	5	5	5	5
	10/22/2008 0	5	24	8	96	5	37	0.02	5	5	5	5	5	5	5	5
	1/19/2010	6	5	5	4	5	5	0.02	10	10	100	200	100	50	100	5
MW-48	4/19/2005	1	1	1	1	5	1	1.60	5	5	25	100	25	25	25	5
	7/11/2006	1	4	1	5	1	1	0.02	10	1	10	20	10	20	10	1
	08/14/2007 0	10	16	5	22	5	46	1.00	5	5	5	5	5	5	5	5
	03/06/2008 1	5	5	5	5	5	5	5.00	5	5	5	5	5	5	5	5
	10/22/2008 0	5	14	5	60	5	29	0.02	5	5	5	5	5	5	5	5
	1/20/2010	5	10	5	13	5	5	0.02	10	10	100	200	100	50	100	5
MW-49	4/19/2005	1	18	1	1	5	1	0.33	5	5	25	100	25	25	25	5
	7/11/2006	1	2	1	2	1	6	0.02	10	1	10	20	10	20	10	1
	08/14/2007 0	5	6	5	51	5	5	1.00	5	5	5	5	5	5	5	5
	03/06/2008 1	5	5	5	5	5	5	5.00	5	5	5	5	5	5	5	5
	10/22/2008 0	5	6	5	24	5	14	0.02	5	5	5	5	5	5	5	5
	10/22/2008 0	5	6	5	24	5	14	0.02	5	5	5	5	5	5	5	5

Well	Date	Benzene ug/L	Toluene ug/L	Ethylbenzene ug/L	Xylenes ug/L	MTBE ug/L	Naphthalene ug/L	EDB ug/L	ETBE ug/L	TAME ug/L	TBA ug/L	Ethanol ug/L	TAA ug/L	TBF ug/L	ETBA ug/L	DIPE ug/L
MW-50	4/19/2005	1	13	1	1	5	1	0.02	5	5	25	100	25	25	25	5
	7/11/2006	1	2	1	5	1	1	0.02	10	1	10	20	10	20	10	1
	08/14/2007 0	5	8	5	5	5	24	1.00	5	5	5	5	5	5	5	5
	03/06/2008 1	5	5	5	5	5	5	5.00	5	5	5	5	5	5	5	5
	10/22/2008 0	5	22	18	171	5	262	0.02	5	5	5	5	5	5	155	5
	10/22/2008 0	5	22	18	171	5	262	0.02	5	5	5	5	5	5	155	5
MW-51	4/19/2005	1	1	1	1	5	1	0.02	5	5	25	100	25	25	25	5
	7/11/2006	1	1	1	4	1	6	0.02	10	1	10	20	13	20	10	1
	08/14/2007 0	24	52	5	14	5	5	1.00	5	5	5	5	5	5	5	5
	03/11/2008 0	5	5	5	5	5	5	5.00	5	5	5	5	5	5	5	5
	10/21/2008 1	5	5	5	5	5	5	0.02	5	5	5	5	5	5	5	5
	1/19/2010	5	5	5	10	5	5	0.02	10	10	100	200	100	50	100	5
MW-52	4/19/2005	1	1	1	1	5	1	0.02	5	5	25	100	25	25	25	5
	7/11/2006	1	2	1	3	1	2	0.02	10	1	10	20	10	20	10	1
	08/14/2007 0	12	24	5	5	15	5	0.30	5	5	5	5	5	5	5	5
	08/14/2007 0	12	24	5	5	15	5	0.30	5	5	5	5	5	5	5	5
	08/14/2007 0	12	24	5	5	15	5	0.30	5	5	5	5	5	5	5	5
	08/14/2007 0	12	24	5	5	15	5	0.30	5	5	5	5	5	5	5	5
MW-53	4/19/2005	1	1	1	1	5	1	0.73	5	5	33	100	25	25	60	5
	7/11/2006	1	29	29	193	1	42	0.02	10	1	11	20	100	20	10	1
	08/14/2007 0	8	17	5	5	5	5	1.00	5	5	5	5	5	5	5	5
	03/11/2008 0	5	5	5	5	5	5	5.00	5	5	5	5	5	5	5	5
	10/21/2008 1	5	5	5	5	5	5	0.02	5	5	5	5	5	5	5	5
	1/19/2010	6	89	26	311	5	138	0.02	10	10	100	200	100	50	100	5
MW-54	4/19/2005	970	2900	460	2200	1100	1500	2.70	50	50	250	1000	650	250	250	50
	7/11/2006	650	501	1	12	23	5	0.02	10	1	10	20	700	20	90	63
	08/14/2007 0	557	5	5	5	5	47	1.00	5	5	5	5	5	5	5	59
	03/11/2008 0	150	5	5	5	20	10	5.00	5	5	38	5	478	5	5	5
	10/21/2008 1	152	5	5	5	16	19	0.02	5	5	5	5	615	5	5	34
	1/19/2010	10	5	5	10	10	10	0.02	10	14	100	200	153	50	100	25
MW-55	4/19/2005	440	1	27	1	39	410	0.11	5	14	130	100	1400	25	82	83
	7/11/2006	130	3	18	4	190	19	0.02	10	8	10	20	610	20	10	55
	08/14/2007 0	544	12	25	5	369	46	1.00	5	15	5	5	1080	5	5	85
	03/11/2008 0	5	5	5	5	145	6	5.00	5	5	35	5	285	5	5	5
	10/21/2008 1	5	5	5	5	73	6	0.02	5	5	5	5	114	5	5	11
	1/19/2010	6	2	5	3	34	6	0.02	10	10	100	200	100	50	100	4
MW-56	4/19/2005	76	1	1	1	5	1	0.02	5	5	25	100	46	25	25	7
	7/13/2006	1	2	1	5	1.0	5	0.02	10	1	10	20	10	20	10	1
	08/14/2007 0	5	6	5	5	5.0	5	1.00	5	5	5	5	5	5	5	5
	03/11/2008 0	5	5	5	5	5.0	5	5.00	5	5	5	5	5	5	5	5
	10/21/2008 1	5	5	5	5	5.0	5	0.02	5	5	5	5	5	5	5	5
	1/19/2010	5	5	5	10	5.0	4	0.02	10	10	100	200	100	50	100	5
MW-57	4/19/2005	12000	12000	2000	8200	1000.0	2000	3.30	1000	1000	5000	20000	8200	5000	5000	1200
	7/13/2006	8900	8300	1300	4500	1300	290	0.03	100	110	100	200	5100	200	100	820
	08/14/2007 0	7570	10600	1270	5250	1010	489	0.10	5	5	5	5	5410	5	5	679
	08/14/2007 0	7570	10600	1270	5250	1010	489	0.10	5	5	5	5	5410	5	5	679
	10/21/2008 1	9390	10500	1650	6690	1210	681	0.02	5	5	5	5	9120	5	5	833
	1/19/2010	6390	6700	1180	4570	746	517	0.09	1000	1000	10000	20000	10000	5000	10000	386
MW-58	4/19/2005	5300	110	960	160	490	630	2.00	87	88	250	1000	3500	250	500	670
	7/13/2006	5800	87	480	228	490	300	0.02	100	67	120	200	5200	200	100	490
	7/13/2006	5800	87	480	228	490	300	0.02	100	67	120	200	5200	200	100	490
	03/11/2008 0	13	5	63	5	35	24	5.00	5	5	44	5	310	5	5	5
	10/21/2008 1	1890	28	161	65	452	776	0.02	5	49	245	5	104000	5	5	400
	1/19/2010	4	10	2	20	199	36	0.02	20	21	200	400	2960	100	200	226
MW-59	4/19/2005	1	1	1	1	5	1	0.25	5	5	25	100	25	25	25	5
	7/13/2006	1	2	1	4	1	6	0.02	10	1	10	20	10	20	10	1
	08/14/2007 0	12	12	5	5	5	5	1.00	5	5	5	5	5	5	5	5
	03/11/2008 0	5	5	5	5	5	5	5.00	5	5	5	5	5	5	5	5
	10/21/2008 1	5	9	5	5	5	6	0.02	5	5	5	855	5	5	5	5
	1/19/2010	5	5	5	10	5	5	0.02	10	10	100	200	100	50	100	5
MW-60	4/19/2005	1	1	1	1	5	1	0.02	1	1	10	100	10	10	10	5
	4/19/2005	1	1	1	1	5	1	0.02	1	1	10	100	10	10	10	5
	4/19/2005	5	5	5	5	5	5	0.02	5	5	10	100	10	10	10	5
	03/11/2008 0	5	5	5	5	5	5	5.00	5	5	5	5	5	5	5	5
	10/21/2008 1	5	5	5	5	5	5	0.02	5	5	5	5	5	5	5	5
	1/19/2010	5	5	5	10	5	5	0.02	10	10	100	200	100	50	100	5
MW-61	4/19/2005	1	1	1	1	5	1	0.02	5	5	25	100	10	25	25	5
	7/11/2006	1	7	2	11	1	4	0.02	10	1	10	20	10	20	10	1
	08/15/2007 0	5	5	5	5	5	5	1.00	5	5	5	5	5	5	5	5
	03/06/2008 1	5	5	5	5	5	5	5.00	5	5	5	5	102	5	5	5
	03/06/2008 1	5	5	5	5	5	5	5.00	5	5	5	5	102	5	5	5
	03/06/2008 1	5	5	5	5	5	5	5.00	5	5	5	5	102	5	5	5

Well	Date	Benzene ug/L	Toluene ug/L	Ethylbenzene ug/L	Xylenes ug/L	MTBE ug/L	Naphthalene ug/L	EDB ug/L	ETBE ug/L	TAME ug/L	TBA ug/L	Ethanol ug/L	TAA ug/L	TBF ug/L	ETBA ug/L	DIPE ug/L
	4/19/2005	1	1	1	1	5	1	0.02	5	5	25	100	10	25	25	5
MW-62	7/17/2006	1	1	1	6	1	2	0.02	10	1	10	20	10	20	10	1
	08/15/2007 0	5	5	5	5	5	5	1.00	5	5	5	5	5	5	5	5
	03/06/2008 1	5	5	5	5	5	5	5.00	5	5	5	5	162	5	5	5
	10/21/2008 1	14	5	5	5	5	13	0.02	5	5	5	5	209	5	5	5
	1/20/2010	10	5	5	10	5	5	0.02	10	10	100	200	141	50	100	5
	4/19/2005	1	1	1	1	5	1	0.02	5	5	25	100	10	25	25	5
MW-63	7/11/2006	1	4	1	5	1	6	0.02	10	1	10	20	10	20	10	1
	08/15/2007 0	5	5	5	5	5	5	1.00	5	5	5	5	5	5	5	5
	03/06/2008 1	5	5	7	23	5	13	5.00	5	5	5	5	5	5	5	5
	10/21/2008 1	6	5	5	5	5	8	0.02	5	5	5	5	5	5	5	5
	1/20/2010	5	5	5	10	5	5	0.15	10	10	100	200	100	50	100	5
	4/19/2005	390	13	51	1	56	100	0.02	5	10	25	100	25	25	170	41
MW-64	7/11/2006	1600	53	330	68	180	170	0.02	100	28	100	200	2200	200	1100	130
	08/15/2007 0	9	66	34	113	5	14	1.00	5	5	5	5	5	5	5	5
	03/06/2008 1	4080	731	920	5	5	5	5.00	5	5	5	5	15200	59	192	5
	10/21/2008 1	5320	1860	1040	1300	1650	851	0.36	5	159	550	429	10500	5	5	654
	1/20/2010	3240	2020	195	1250	1060	350	0.13	20	111	1180	400	4010	100	200	783
	4/19/2005	140	31	78	88	45	600	0.02	5	5	25	100	25	25	74	14
MW-65	4/19/2005	140	31	78	88	45	600	0.02	5	5	25	100	25	25	74	14
	08/15/2007 0	48	5	21	5	9	19	1.00	5	5	5	5	344	5	5	17
	03/06/2008 1	1580	505	1500	5	26	5	5.00	5	5	59	5	3010	11	5	5
	10/21/2008 1	1630	626	1510	609	72	757	0.02	5	5	5	5	10600	5	5	94
	1/20/2010	748	530	22	274	41	29	0.02	100	137	1000	2000	2570	500	1000	36
MW-66	7/11/2006	2	8	3	13	1	8	0	10	1	10	20	14	20	10	1
	08/15/2007 0	5	5	5	5	5.0	5	1.00	5	5	5	5	5	5	5	5
	03/03/2008 1	5	9	50	60	5.0	26	5.00	5	5	5	5	5	5	5	5
	10/21/2008 0	5	9	113	24	5.0	57	0.02	5	5	5	5	5	5	5	5
	1/20/2010	5	3	28	4	5.0	53	0.02	10	10	100	200	100	50	100	5
	4/19/2005	1	1	1	1	5.0	1	0.02	5	5	25	100	25	25	25	5
MW-67	7/11/2006	1	11	3	20	1	8	0.02	10	1	10	20	10	20	10	1
	08/13/2007 0	5	5	5	5	5	5	1.00	5	5	5	5	5	5	5	5
	03/03/2008 0	5	10	5	25	5	8	5.00	5	5	5	5	5	5	5	5
	10/21/2008 0	5	5	5	5	5	15	0.02	5	5	5	5	5	5	5	5
	1/20/2010	5	5	5	10	5	5	0.02	10	10	100	200	100	50	100	5
	4/19/2005	1	1	1	1	5	1	0.02	5	5	25	100	25	25	25	5
MW-68	7/11/2006	1	11	3	18	1	6	0.02	10	1	10	20	10	20	10	1
	08/15/2007 0	5	5	5	5	5	5	1.00	5	5	5	5	5	5	5	5
	03/03/2008 1	5	5	5	12	5	7	5.00	5	5	5	5	5	5	5	5
	10/21/2008 1	165	5	5	317	5	59	0.02	5	5	5	5	327	5	222	5
	1/20/2010	5	5	5	10	5	4	0.16	10	10	100	200	178	50	100	5
	4/19/2005	1	1	1	1	5	1	0.02	5	5	25	100	25	25	25	5
MW-69	7/11/2006	1	4	1	7	1	3	0.02	10	1	10	20	10	20	10	1
	1/20/2010	5	5	5	10	5	4	0.16	10	10	100	200	178	50	100	5
	03/03/2008 1	5	5	5	17	5	7	5.00	5	5	5	5	5	5	5	5
	10/21/2008 1	5	5	5	5	5	5	0.02	5	5	5	5	5	5	5	5
	1/20/2010	5	5	5	10	5	5	0.02	10	10	100	200	100	50	100	5
	4/19/2005	1	1	1	1	5	1	0.02	5	5	25	100	25	25	25	5
MW-70	7/11/2006	1	7	2	12	1	4	0.02	10	1	10	20	10	20	10	1
	08/15/2007 0	5	5	5	5	5	5	1.00	5	5	5	5	5	5	5	5
	03/06/2008 1	5	10	16	50	5	33	5.00	5	5	5	290	5	5	5	5
	10/21/2008 0	5	5	5	5	5	7	0.02	5	5	5	5	5	5	5	5
	1/20/2010	5	5	5	10	5	5	0.02	10	10	100	200	100	50	100	5
	4/19/2005	27000	31000	2500	14000	1000	9900	0.19	1000	2300	5000	20000	54000	5400	13000	4100
MW-5aR	6/29/2006	23000	30000	2500	13600	2700	780	0.02	1000	1200	1000	2000	1000	2000	1000	3200
	08/21/2007 1	67	236	13	332	5	76	1.00	5	5	5	5	5	5	5	5
	03/03/2008 0	4750	10500	971	7290	332	522	5.00	5	5	650	5	5	280	5	5
	10/20/2008 1	11200	19000	2200	13100	554	1070	0.02	5	5	5	5	5	5	5	1010
	1/18/2010	9070	18300	944	9700	331	661	0.02	1000	1000	10000	20000	10000	5000	10000	499
	4/19/2005	8300	6800	1800	8100	770	290	7.60	320	1400	1100	1000	18000	250	3000	2500
PW-1R	6/29/2006	2500	2700	39	1710	1300	160	0.08	100	10	1300	200	9500	200	100	360
	6/29/2006	2500	2700	39	1710	1300	160	0.08	100	10	1300	200	9500	200	100	360
	03/06/2008 1	14300	28600	2450	16200	944	766	3.40	5	5	1180	5	5	5	5	5
	10/20/2008 1	13400	31700	1890	14300	5	1230	5.70	5	5	5	76900	5	5	5	5
	1/18/2010	4	20	3	55	5	3	0.02	10	10	100	200	100	50	100	5
	4/19/2005	1600	10	230	10	14	130	0.54	5	50	25	100	850	25	250	160
RW-1R	6/29/2006	16000	25000	1700	10400	2600	710	4.50	250	25	2000	500	11000	500	510	2000
	08/21/2007 1	3450	27900	1630	15600	5	964	1.00	5	5	5	5	17300	5	5	5
	03/06/2008 1	509	591	53	720	264	83	5.00	5	5	97	5	1420	5	5	5
	1/0/1900	0	0	0	0	0	0	0.00	0	0	0	0	0	0	0	0
	1/18/2010	5	2	5	10	5	5	0.02	10	10	100	200	100	50	100	5

Well	Date	Benzene ug/L	Toluene ug/L	Ethylbenzene ug/L	Xylenes ug/L	MTBE ug/L	Naphthalene ug/L	EDB ug/L	ETBE ug/L	TAME ug/L	TBA ug/L	Ethanol ug/L	TAA ug/L	TBF ug/L	ETBA ug/L	DIPE ug/L
DW-1	4/19/2005	1	1	1	1	5	1	0.02	5	5	25	100	25	25	25	5
	6/29/2006	2	3	1	9	1	22	0.02	10	1	10	20	10	20	10	1
	08/21/2007 1	5	6	5	5	5	5	1.00	5	5	5	5	5	5	5	5
	03/03/2008 0	5	5	5	5	5	5	5.00	5	5	5	5	5	5	5	5
	10/20/2008 0	5	5	5	5	5	5	0.02	5	5	5	5	5	5	5	5
	1/19/2010	5	5	5	10	5	5	0.02	10	10	100	200	100	50	100	5
DW-2	4/19/2005	1	1	1	1	5	1	0.02	5	5	25	100	25	25	25	5
	6/29/2006	27	78	16	117	3	20	0.15	10	1	10	20	10	20	10	1
	08/21/2007 1	6	17	5	10	5	5	1.00	5	5	5	5	5	5	5	5
	03/06/2008 1	5	5	5	5	5	5	5.00	5	5	5	298	5	5	5	5
	10/20/2008 0	5	5	5	5	5	5	0.02	5	5	5	357	5	5	5	5
	1/19/2010	5	5	5	11	5	5	0.02	10	10	100	200	100	50	100	5
DW-3	4/19/2005	350	360	64	220	5	230	0.06	5	17	25	100	850	75	95	5
	4/19/2005	350	360	64	220	5	230	0.06	5	17	25	100	850	75	95	5
	08/21/2007 1	8170	31000	1900	11200	62	895	1.00	5	5	5	5	6100	5	5	380
	03/06/2008 1	5	23	5	28	5	5	5.00	5	5	5	5	5	5	5	5
	10/20/2008 1	22	92	10	97	5	17	0.02	5	5	5	398	5	5	5	5
	1/18/2010	5	5	5	10	5	5	0.02	10	10	100	200	100	50	100	5
DW-4	4/19/2005	74	380	102	524	48	12	1.46	5	5	50	500	150	50	50	25
	6/29/2006	1	1	1	2	110	6	0.30	10	1	10	20	520	20	10	57
	6/29/2006	5	5	5	2	110	6	0.30	10	5	10	20	520	20	10	57
	6/29/2006	5	5	5	2	110	6	0.30	10	5	10	20	520	20	10	57
	10/20/2008 1	5	5	5	5	5	5	0.02	5	5	5	453	5	5	5	5
	10/20/2008 1	5	5	5	5	5	5	0.02	5	5	5	453	5	5	5	5
DW-5	4/19/2005	99	240	160	600	89	1	6.10	5	5	25	100	220	25	25	5
	6/29/2006	8	97	28	149	1	77	0.02	10	1	10	20	32	20	10	1
	08/21/2007 1	5	6	5	170	5	5	1.00	5	5	5	5	5	5	5	5
	03/06/2008 0	35	184	58	514	6	113	5.00	5	5	5	5	5	5	5	5
	10/20/2008 1	5	74	22	209	19	64	0.02	5	5	5	5	5	5	5	10
	1/19/2010	3950	7520	271	4340	329	317	0.55	10	41	280	200	1360	50	100	325
DW-6	4/19/2005	1	1	1	1	5	1	0.02	5	5	25	100	25	25	25	5
	7/11/2006	2	9	3	17	1	10	0.02	10	1	10	20	10	20	10	1
	08/13/2007 0	5	5	5	5	5	5	1.00	5	5	5	5	5	5	5	5
	03/06/2008 0	5	6	5	17	5	11	5.00	5	5	5	203	5	5	5	5
	10/21/2008 0	5	5	5	15	5	9	0.02	5	5	5	5	5	5	5	5
	1/20/2010	5	2	5	6	5	5	0.02	10	10	100	200	100	50	100	5
DW-7	4/19/2005	40	2	2	2	10	20	0.14	10	10	50	200	300	50	50	16
	7/13/2006	4	9	3	13	2	6	0.02	10	1	10	20	20	20	10	2
	08/14/2007 0	5	5	5	5	5	5	1.00	5	5	5	5	5	5	5	5
	03/11/2008 0	5	5	5	5	5	5	5.00	5	5	5	5	5	5	5	5
	10/21/2008 1	5	5	5	5	5	5	0.02	5	5	5	5	5	5	5	5
	1/19/2010	2	17	3	36	5	26	0.02	10	10	100	200	100	50	100	5
DW-8	4/19/2005	1	1	1	1	5	1	0.02	5	5	25	100	25	25	25	5
	7/13/2006	1	5	1	6	1	2	0.02	10	1	10	20	10	20	10	1
	08/14/2007 0	6	9	5	5	5	5	1.00	5	5	5	5	5	5	5	5
	03/11/2008 0	5	5	5	5	5	5	5.00	5	5	5	5	5	5	5	5
	10/21/2008 1	5	5	5	5	5	5	0.02	5	5	5	5	5	5	5	5
	1/19/2010	5	5	5	10	5	3	0.02	10	10	100	483	100	50	100	5
DW-9	4/19/2005	1	1	1	1	5	1	0.02	5	5	25	100	25	25	25	5
	7/13/2006	2	4	2	6	1	6	0.02	10	1	10	20	10	20	10	1
	7/13/2006	2	4	2	6	5	6	0.02	10	1	10	20	10	20	10	5
	03/11/2008 0	5	5	5	5	5	5	5.00	5	5	5	5	5	5	5	5
	10/21/2008 1	5	5	5	5	5	6	0.02	5	5	5	5	5	5	5	5
	1/19/2010	5	5	5	5	5	5	0.02	10	10	100	200	100	50	100	5
SW-1	4/19/2005	370	110	41	100	9	160	0.02	5	10	25	370	25	25	50	74
	7/13/2006	780	1000	190	710	470	52	0.02	5	31	25	2600	25	25	50	190
	08/15/2007 0	133	36.2	13.1	68.7	97.2	9.2	1.00	5	5	5	5	669	5	5	68.8
	03/11/2008 0	420	43.9	35.2	68.4	84.5	7.2	5.00	5	5	67.1	5	614	5	5	5
	10/21/2008 1	229	22.9	22.2	38.9	54.3	19.8	0.02	5	5	5	442	5	367	5	42.9
	1/19/2010	464	500	66	143	123	17.4	0.02	10	10.9	84.2	200	1180	50	100	80

Clouds Chevron CoC Mass Reduction Calculations

Well		Benzene	Toluene	Ethylbenzene	Xylene	MTBE	Naphthalene	EDB	ETBE	TAME	TBA	Ethanol	TAA	TBF	ETBA	DIPE	Initial>SSTL	Subsequent>SSTL
MW-2	Initial 11/16/2005	5900	11000	1800	12000	3200	570	39	130	130	630	2500	2800	630	630	250		
	SSTL	-77	-11000	-1800	-12000	-1256	-91	-6.5	-130	-130	-630	-2500	-1900	-630	-630	-250		
	Initial>SSTL	5823	0	0	0	1944	479	32.5	0	0	0	0	900	0	0	0	9178.5	
8/21/2007	Subsequent	6	13	5	5	5	5	1	5	5	5	5	5	5	5	5		
	Subsequent>SSTL	0	0	0	0	0	0	0	0	0	0	0	0	0	0	0		0
		Benzene	Toluene	Ethylbenzene	Xylene	MTBE	Naphthalene	EDB	ETBE	TAME	TBA	Ethanol	TAA	TBF	ETBA	DIPE		
MW-3	Initial 11/16/2005	15000	27000	3500	19000	37000	1500	230	250	540	1300	5000	12000	1300	1300	1100		
	SSTL	-111	-27000	-3500	-19000	-1976	-108	-12	-250	-540	-1300	-5000	-2499	-1300	-1300	-1100		
	Initial>SSTL	14889	0	0	0	35024	1392	218	0	0	0	0	9501	0	0	0	61024	
1/18/2010	Subsequent	170	333	55	470	4260	254	42	230	225	1350	8500	3100	450	2400	135		
	Subsequent>SSTL	59	0	0	0	2284	146	30.2	0	0	50	3500	601	0	1100	0		7770.2
		Benzene	Toluene	Ethylbenzene	Xylene	MTBE	Naphthalene	EDB	ETBE	TAME	TBA	Ethanol	TAA	TBF	ETBA	DIPE		
MW-5	Initial 11/16/2005	100	3600	2300	8300	100	710	0.84	500	500	2500	10000	2500	2500	2500	500		
	SSTL	-87	-3600	-2300	-8300	-100	-96	-0.84	-500	-500	-2500	-10000	-2082	-2500	-2500	-500		
	Initial>SSTL	13	0	0	0	0	614	0	0	0	0	0	418	0	0	0	1045	
3/3/2008	Subsequent	50	50	50	31	946	50	0	100	100	1000	2000	1000	500	1000	50		
	Subsequent>SSTL	0	0	0	0	846	0	0	0	0	0	0	0	0	0	0		846
		Benzene	Toluene	Ethylbenzene	Xylene	MTBE	Naphthalene	EDB	ETBE	TAME	TBA	Ethanol	TAA	TBF	ETBA	DIPE		
MW-6	Initial 11/16/2005	13	1	1	60	1	5	0.02	5	5	25	100	25	25	25	5		
	SSTL	-13	-1	-1	-60	-1	-5	-0.02	-5	-5	-25	-100	-25	-25	-25	-5		
	Initial>SSTL	0	0	0	0	0	0	0	0	0	0	0	0	0	0	0	0	
1/18/2010	Subsequent	5	5	5	10	119	5	0	10	10	100	200	100	50	100	5		
	Subsequent>SSTL	0	4	4	0	118	0	0	5	5	75	100	75	25	75	0		486
		Benzene	Toluene	Ethylbenzene	Xylene	MTBE	Naphthalene	EDB	ETBE	TAME	TBA	Ethanol	TAA	TBF	ETBA	DIPE		
MW-9	Initial 11/16/2005	3100	9800	2100	11000	10	1000	0.15	50	50	250	1000	250	250	250	71		
	SSTL	-35	-7134	-2100	-11000	-10	-68	-0.15	-50	-50	-250	-1000	-250	-250	-250	-71		
	Initial>SSTL	3065	2666	0	0	0	932	0	0	0	0	0	0	0	0	0	6663	
Destroyed	Subsequent	0	0	0	0	0	0	0	0	0	0	0	0	0	0	0		
	Subsequent>SSTL	0	0	0	0	0	0	0	0	0	0	0	0	0	0	0		0
		Benzene	Toluene	Ethylbenzene	Xylene	MTBE	Naphthalene	EDB	ETBE	TAME	TBA	Ethanol	TAA	TBF	ETBA	DIPE		
MW-10	Initial 11/16/2005	12000	17000	2700	13000	540	990	0.23	130	230	630	2500	630	630	630	1700		
	SSTL	-24	-17000	-2700	-13000	-294	-53	-0.23	-130	-230	-630	-2500	-630	-630	-630	-1700		
	Initial>SSTL	11976	0	0	0	246	937	0	0	0	0	0	0	0	0	0	13159	
1/25/2010	Subsequent	143	1650	412	3980	50	559	0	100	250	1000	2000	1000	500	1000	100		
	Subsequent>SSTL	119	0	0	0	0	506	0	0	20	370	0	370	0	370	0		1755
		Benzene	Toluene	Ethylbenzene	Xylene	MTBE	Naphthalene	EDB	ETBE	TAME	TBA	Ethanol	TAA	TBF	ETBA	DIPE		
MW-11	Initial 11/16/2005	25	230	25	25	25	130	0.02	130	130	630	2500	630	630	630	130		
	SSTL	-25	-230	-25	-25	-25	-70	-0.02	-130	-130	-630	-2500	-630	-630	-630	-130		
	Initial>SSTL	0	0	0	0	0	60	0	0	0	0	0	0	0	0	0	60	
1/18/2010	Subsequent	5	5	5	5	18	5	0	10	10	100	200	100	50	100	5		
	Subsequent>SSTL	0	0	0	0	0	0	0	0	0	0	0	0	0	0	0		0
		Benzene	Toluene	Ethylbenzene	Xylene	MTBE	Naphthalene	EDB	ETBE	TAME	TBA	Ethanol	TAA	TBF	ETBA	DIPE		
MW-12	Initial 11/16/2005	25	230	25	25	25	130	0.02	5	5	25	100	25	25	25	5		
	SSTL	-9	-230	-25	-25	-25	-33	-0.02	-5	-5	-25	-100	-25	-25	-25	-5		
	Initial>SSTL	16	0	0	0	0	97	0	0	0	0	0	0	0	0	0	113	
1/18/2010	Subsequent	5	14	5	42	26	24	0	10	17	37	200	421	50	100	100		
	Subsequent>SSTL	0	0	0	16.9	0.9	0	0	5	11.5	11.6	100	396	25	75	95		736.9
		Benzene	Toluene	Ethylbenzene	Xylene	MTBE	Naphthalene	EDB	ETBE	TAME	TBA	Ethanol	TAA	TBF	ETBA	DIPE		
MW-15	Initial 11/16/2005	210	520	230	720	1	190	0.02	5	5	25	100	25	25	330	5.4		
	SSTL	-16	-520	-230	-720	-1	-45	-0.02	-5	-5	-25	-100	-25	-25	-330	-5.4		
	Initial>SSTL	194	0	0	0	0	145	0	0	0	0	0	0	0	0	0	339	
1/18/2010	Subsequent	11	243	347	1710	25	238	0	50	50	500	1000	500	250	500	25		
	Subsequent>SSTL	0	0	117	990	24	193	0	45	45	475	900	475	225	170	19.6		3678.6
		Benzene	Toluene	Ethylbenzene	Xylene	MTBE	Naphthalene	EDB	ETBE	TAME	TBA	Ethanol	TAA	TBF	ETBA	DIPE		
MW-17	Initial 11/16/2005	3500	28000	3600	20000	200	1800	0.02	1000	1000	5000	20000	5000	5000	5000	1000		
	SSTL	-32	-6631	-3600	-20000	-200	-66	-0.02	-1000	-263	-5000	-20000	-773	-5000	-5000	-1000		
	Initial>SSTL	3468	21369	0	0	0	1734	0	0	737	0	0	4227	0	0	0	31535	
1/19/2010	Subsequent	873	6200	455	11400	100	784	0	230	225	1350	8500	9780	450	2400	135		
	Subsequent>SSTL	841	0	0	0	0	718	0.15	0	0	0	0	9007	0	0	0		10566.15
		Benzene	Toluene	Ethylbenzene	Xylene	MTBE	Naphthalene	EDB	ETBE	TAME	TBA	Ethanol	TAA	TBF	ETBA	DIPE		
MW-18	Initial 11/16/2005	18000	37000	3200	17000	6400	1300	1.6	1000	1000	5000	20000	5000	5000	5000	2800		
	SSTL	-40	-19326	-3200	-17000	-4260	-348	-1.6	-1000	-1000	-5000	-20000	-938	-5000	-5000	-2800		
	Initial>SSTL	17960	17674	0	0	2140	952	0	0	0	0	0	4062	0	0	0	42788	
1/18/2010	Subsequent	187	746	108	3800	199	796	1	100	154	1000	2000	1410	500	1000	229		
	Subsequent>SSTL	147	0	0	0	0	448	0	0	0	0	0	472	0	0	0		1067
		Benzene	Toluene	Ethylbenzene	Xylene	MTBE	Naphthalene	EDB	ETBE	TAME	TBA	Ethanol	TAA	TBF	ETBA	DIPE		
MW-19	Initial 11/16/2005	23000	48000	3600	20000	4200	1300	1.7	1000	1000	5000	20000	5000	5000	5000	2300		
	SSTL	-54	-11081	-3600	-20000	-4200	-86	-1.7	-1000	-320	-5000	-20000	-1065	-5000	-5000	-2300		
	Initial>SSTL	22946	36919	0	0	0	1214	0	0	680	0	0	3935	0	0	0	65694	
1/19/2010	Subsequent	164	2520	235	7070	153	1750	13	200	200	2000	4000	2000	1000	2000	74		
	Subsequent>SSTL	110	0	0	0	0	1664	11.5	0	0	0	0	935	0	0	0		2720.5

		Benzene	Toluene	Ethylbenzene	Xylene	MTBE	Naphthalene	EDB	ETBE	TAME	TBA	Ethanol	TAA	TBF	ETBA	DIPE		
MW-20	Initial 11/16/2005	19000	36000	3200	18000	7200	1400	0.02	1000	1000	5000	20000	5000	5000	5000	2800		
	SSTL	-83	-17249	-3200	-18000	-7200	-108	-0.02	-1000	-381	-5000	-20000	-1403	-5000	-5000	-2800		
	Initial>SSTL	18917	18751	0	0	0	1292	0	0	619	0	0	3597	0	0	0	43176	
1/18/2010	Subsequent	217	2220	41	3490	47	102	0	200	261	2000	4000	2620	1000	2000	100		
	Subsequent>SSTL	134	0	0	0	0	0	0.08	0	0	0	0	1217	0	0	0		1351.08
		Benzene	Toluene	Ethylbenzene	Xylene	MTBE	Naphthalene	EDB	ETBE	TAME	TBA	Ethanol	TAA	TBF	ETBA	DIPE		
MW-22	Initial 11/16/2005	24000	39000	5000	27000	780	4600	0.02	1000	1000	5000	20000	5000	5000	5000	1900		
	SSTL	-90	-18572	-5000	-27000	-780	-112	-0.02	-1000	-392	-5000	-20000	-1469	-5000	-5000	-1900		
	Initial>SSTL	23910	20428	0	0	0	4488	0	0	608	0	0	3531	0	0	0	52965	
1/20/2010	Subsequent	1100	8580	1650	21800	100	215	0	230	662	1350	8500	3100	450	2400	135		
	Subsequent>SSTL	1010	0	0	0	0	103	0	0	270	0	0	1631	0	0	0		3014
		Benzene	Toluene	Ethylbenzene	Xylene	MTBE	Naphthalene	EDB	ETBE	TAME	TBA	Ethanol	TAA	TBF	ETBA	DIPE		
MW-23	Initial 11/16/2005	8100	19000	1800	9700	1600	1000	1.3	56	1000	25	100	25	25	5000	1000		
	SSTL	-72	-14880	-1800	-9700	-1600	-100	-1.3	-56	-359	-25	-100	-25	-25	-5000	-1000		
	Initial>SSTL	8028	4120	0	0	0	900	0	0	641	0	0	0	0	0	0	13689	
1/19/2010	Subsequent	17	74	9	391	17	58	0	20	50	200	400	285	100	200	7		
	Subsequent>SSTL	0	0	0	0	0	0	0	0	0	175	300	260	75	0	0		810
		Benzene	Toluene	Ethylbenzene	Xylene	MTBE	Naphthalene	EDB	ETBE	TAME	TBA	Ethanol	TAA	TBF	ETBA	DIPE		
MW-24	Initial 11/16/2005	1340	1520	98	1730	610	66.5	26.3	1	60	10	100	4890	10	1150	449		
	SSTL	-54	-1520	-98	-1730	-610	-66.5	-8	-1	-60	-10	-100	-1065	-10	-1150	-449		
	Initial>SSTL	1286	0	0	0	0	0	18.3	0	0	0	0	3825	0	0	0	5129.3	
1/18/2010	Subsequent	2	2	5	4	5	5	0.02	10	10	100	3980	100	50	100.00	5		
	Subsequent>SSTL	0	0	0	0	0	0	0	9	0	90	3880	0	40	0	0		4019
		Benzene	Toluene	Ethylbenzene	Xylene	MTBE	Naphthalene	EDB	ETBE	TAME	TBA	Ethanol	TAA	TBF	ETBA	DIPE		
MW-25	Initial 11/16/2005	1600	6200	850	4400	17	260	0.02	5	5	25	100	25	25	25	110		
	SSTL	-104	-6200	-850	-4400	-17	-121	-0.02	-5	-5	-25	-100	-25	-25	-25	-110		
	Initial>SSTL	1496	0	0	0	0	139	0	0	0	0	0	0	0	0	0	1635	
1/19/2010	Subsequent	6	89	165	1620	25	158	0	50	50	500	1000	500	250	500	25		
	Subsequent>SSTL	0	0	0	0	8	37	0	45	45	475	900	475	225	475	0		2685
		Benzene	Toluene	Ethylbenzene	Xylene	MTBE	Naphthalene	EDB	ETBE	TAME	TBA	Ethanol	TAA	TBF	ETBA	DIPE		
MW-31	Initial 11/16/2005	20	53	21	260	1	51	0.02	5	5	25	100	25	25	120	5		
	SSTL	-20	-53	-21	-260	-1	-51	-0.02	-5	-5	-25	-100	-25	-25	-120	-5		
	Initial>SSTL	0	0	0	0	0	0	0	0	0	0	0	0	0	0	0	0	
1/20/2010	Subsequent	20	15	275	56	10	146	0	20	50	200	400	369	100	200	10		
	Subsequent>SSTL	0.2	0	254	0	9	95	0	15	45	175	300	344	75	80	5		1397.2
		Benzene	Toluene	Ethylbenzene	Xylene	MTBE	Naphthalene	EDB	ETBE	TAME	TBA	Ethanol	TAA	TBF	ETBA	DIPE		
MW-32	Initial 11/16/2005	400	14000	520	18000	5	170	0.088	25	25	130	500	130	130	5000	25		
	SSTL	-71	-14000	-520	-18000	-5	-170	-0.088	-25	-25	-130	-500	-130	-130	-5000	-25		
	Initial>SSTL	329	0	0	0	0	0	0	0	0	0	0	0	0	0	0	329	
1/18/2010	Subsequent	6	19	23	67	5	22	0	10	10	100	200	100	50	100	5		
	Subsequent>SSTL	0	0	0	0	0	0	0	0	0	0	0	0	0	0	0		0
		Benzene	Toluene	Ethylbenzene	Xylene	MTBE	Naphthalene	EDB	ETBE	TAME	TBA	Ethanol	TAA	TBF	ETBA	DIPE		
MW-33	Initial 11/16/2005	410	1600	290	1400	50	100	0.02	5	5	25	500	130	25	500	120		
	SSTL	-53	-1600	-290	-1400	-50	-100	-0.02	-5	-5	-25	-500	-130	-25	-500	-120		
	Initial>SSTL	357	0	0	0	0	0	0	0	0	0	0	0	0	0	0	357	
1/18/2010	Subsequent	5	4	5	9	5	5	0	10	10	100	200	180	50	100	5		
	Subsequent>SSTL	0	0	0	0	0	0	0	5	5	75	0	50	25	0	0		160
		Benzene	Toluene	Ethylbenzene	Xylene	MTBE	Naphthalene	EDB	ETBE	TAME	TBA	Ethanol	TAA	TBF	ETBA	DIPE		
MW-34	Initial 11/16/2005	250	870	180	1700	10	360	0.16	50	50	250	1000	5300	250	2800	50		
	SSTL	-35	-870	-180	-1700	-10	-301	-0.16	-50	-50	-250	-1000	-870	-250	-2800	-50		
•	Initial>SSTL	215	0	0	0	0	59	0	0	0	0	0	4430	0	0	0	4704	
1/18/2010	Subsequent	100	166	130	886	10	10	0	20	50	341	400	710	100	200	7		
	Subsequent>SSTL	65	0	0	0	0	0	0	0	0	91	0	0	0	0	0		156
		Benzene	Toluene	Ethylbenzene	Xylene	MTBE	Naphthalene	EDB	ETBE	TAME	TBA	Ethanol	TAA	TBF	ETBA	DIPE		
MW-35	Initial 11/16/2005	12000	22000	3200	15000	1300	1200	3.2	5	1000	5000	100	25	25	5000	1300		
	SSTL	-56	-22000	-3200	-15000	-1300	-542	-3.2	-5	-1000	-5000	-100	-25	-25	-5000	-1300		
	Initial>SSTL	11944	0	0	0	0	658	0	0	0	0	0	0	0	0	0	12602	
1/18/2010	Subsequent	4020	7160	608	3590	382	354	0	460	1310	2700	17000	13600	900	4800	351		
	Subsequent>SSTL	3964	0	0	0	0	0	0	455	310	0	16900	13575	875	0	0		36079
		Benzene	Toluene	Ethylbenzene	Xylene	MTBE	Naphthalene	EDB	ETBE	TAME	TBA	Ethanol	TAA	TBF	ETBA	DIPE		
MW-36	Initial 11/16/2005	140	310	320	1400	1	120	0.02	5	5	25	100	500	25	500	5		
	SSTL	-85	-310	-320	-1400	-1	-120	-0.02	-5	-5	-25	-100	-500	-25	-500	-5		
	Initial>SSTL	55	0	0	0	0	0	0	0	0	0	0	0	0	0	0	55	
1/18/2010	Subsequent	5	5	5	10	5	5	0	10	10	100	200	100	50	100	5		
	Subsequent>SSTL	0	0	0	0	4	0	0	5	5	75	100	0	25	0	0		214
		Benzene	Toluene	Ethylbenzene	Xylene	MTBE	Naphthalene	EDB	ETBE	TAME	TBA	Ethanol	TAA	TBF	ETBA	DIPE		
MW-37	Initial 11/16/2005	360	360	44	170	160	15	0.097	5	12	25	100	330	25	45	52		
	SSTL	-90	-360	-44	-170	-160	-15	-0.097	-5	-12	-25	-100	-330	-25	-45	-52		
	Initial>SSTL	270	0	0	0	0	0	0	0	0	0	0	0	0	0	0	270	
1/18/2010	Subsequent	353	417	325	794	20	75	0	50	50	500	1000	2400	250	500	25		
	Subsequent>SSTL	263	57	281	624	0	60.1	0	45	38	475	900	2070	225	455	0		5493.1

		Benzene	Toluene	Ethylbenzene	Xylene	MTBE	Naphthalene	EDB	ETBE	TAME	TBA	Ethanol	TAA	TBF	ETBA	DIPE		
MW-39	Initial 11/16/2005	3100	17000	2600	13000	25	830	0.29	130	130	630	2500	630	630	630	130		
	SSTL	-90	-17000	-2600	-13000	-25	-830	-0.29	-130	-130	-630	-2500	-630	-630	-630	-130		
	Initial>SSTL	3010	0	0	0	0	0	0	0	0	0	0	0	0	0	0	3010	
1/20/2010	Subsequent	60	2400	486	4810	100	330	0	200	200	2000	4000	3000	1000	2000	100		
	Subsequent>SSTL	0	0	0	0	75	0	0	70	70	1370	1500	2370	370	1370	0		7195
		Benzene	Toluene	Ethylbenzene	Xylene	MTBE	Naphthalene	EDB	ETBE	TAME	TBA	Ethanol	TAA	TBF	ETBA	DIPE		
MW-40	Initial 11/16/2005	840	740	690	1900	1	500	0.22	5	5	25	100	25	25	1500	25		
	SSTL	-113	-740	-690	-1900	-1	-500	-0.22	-5	-5	-25	-100	-25	-25	-1500	-25		
	Initial>SSTL	727	0	0	0	0	0	0	0	0	0	0	0	0	0	0	727	
1/20/2010	Subsequent	120	504	110	270	200	290	0	460	450	2700	17000	6200	900	4800	270		
	Subsequent>SSTL	7	0	0	0	199	0	0	455	445	2675	16900	6175	875	3300	245		31276
		Benzene	Toluene	Ethylbenzene	Xylene	MTBE	Naphthalene	EDB	ETBE	TAME	TBA	Ethanol	TAA	TBF	ETBA	DIPE		
MW-41	Initial 11/16/2005	1	1	1	1	1	5	0.02	5	5	25	100	25	25	25	5		
	SSTL	-1	-1	-1	-1	-1	-5	-0.02	-5	-5	-25	-100	-25	-25	-25	-5		
	Initial>SSTL	0	0	0	0	0	0	0	0	0	0	0	0	0	0	0	0	
1/20/2010	Subsequent	10	3	3	10	5	5	0	10	10	100	200	100	50	100	5		
	Subsequent>SSTL	9	2.4	1.5	9	4	0	0	5	5	75	100	75	25	75	0		385.9
		Benzene	Toluene	Ethylbenzene	Xylene	MTBE	Naphthalene	EDB	ETBE	TAME	TBA	Ethanol	TAA	TBF	ETBA	DIPE		
MW-42	Initial 11/16/2005	1	1	1	1	1	5.4	0.02	5	5	25	100	25	25	25	5		
	SSTL	-1	-1	-1	-1	-1	-5.4	-0.02	-5	-5	-25	-100	-25	-25	-25	-5		
	Initial>SSTL	0	0	0	0	0	0	0	0	0	0	0	0	0	0	0	0	
1/20/2010	Subsequent	5	5	5	12	5	5	0	10	10	100	200	100	50	100	5		
	Subsequent>SSTL	4	4	4	11.2	4	0	0	5	5	75	100	75	25	75	0		387.2
		Benzene	Toluene	Ethylbenzene	Xylene	MTBE	Naphthalene	EDB	ETBE	TAME	TBA	Ethanol	TAA	TBF	ETBA	DIPE		
MW-47	Initial 11/16/2005	1	14	1	1	1	5	2.4	5	5	25	100	25	25	25	5		
	SSTL	-1	-14	-1	-1	-1	-5	-1	-5	-5	-25	-100	-25	-25	-25	-5		
	Initial>SSTL	0	0	0	0	0	0	1.4	0	0	0	0	0	0	0	0	1.4	
1/19/2010	Subsequent	6	5	5	4	5	5	0	10	10	100	200	100	50	100	5		
	Subsequent>SSTL	5.1	0	4	2.9	4	0	0	5	5	75	100	75	25	75	0		376
		Benzene	Toluene	Ethylbenzene	Xylene	MTBE	Naphthalene	EDB	ETBE	TAME	TBA	Ethanol	TAA	TBF	ETBA	DIPE		
MW-54	Initial 11/16/2005	970	2900	460	2200	1500	1100	2.7	50	50	250	1000	650	250	250	50		
	SSTL	-7	-1337	-460	-2200	-83	-29	-2.7	-50	-50	-250	-1000	-650	-250	-250	-50		
	Initial>SSTL	963	1563	0	0	1417	1071	0	0	0	0	0	0	0	0	0	5014	
1/19/2010	Subsequent	10	5	5	10	10	10	0	10	14	100	200	153	50	100	25		
	Subsequent>SSTL	3	0	0	0	0	0	0	0	0	0	0	0	0	0	0		3
		Benzene	Toluene	Ethylbenzene	Xylene	MTBE	Naphthalene	EDB	ETBE	TAME	TBA	Ethanol	TAA	TBF	ETBA	DIPE		
MW-55	Initial 11/16/2005	440	1	27	1	410	39	0.11	5	14	130	100	1400	25	82	83		
	SSTL	-11	-1	-27	-1	-103	-36	-0.05	-5	-14	-130	-100	-423	-25	-82	-83		
	Initial>SSTL	429	0	0	0	307	3	0.06	0	0	0	0	977	0	0	0	1716.06	
1/19/2010	Subsequent	6	2	5	3	34	6	0	10	10	100	200	100	50	100	4		
	Subsequent>SSTL	0	1.4	0	2.2	0	0	0	5	0	0	100	0	25	18	0		151.6
		Benzene	Toluene	Ethylbenzene	Xylene	MTBE	Naphthalene	EDB	ETBE	TAME	TBA	Ethanol	TAA	TBF	ETBA	DIPE		
MW-57	Initial 11/16/2005	12000	12000	2000	8200	2000	1000	3.3	1000	1000	5000	20000	8200	5000	5000	1200		
	SSTL	-6	-1944	-969	-8200	-54	-28	-0.05	-1000	-165	-1908	-20000	-287	-5000	-5000	-290		
	Initial>SSTL	11994	10056	1031	0	1946	972	3.25	0	835	3092	0	7913	0	0	910	38752.25	
1/19/2010	Subsequent	6390	6700	1180	4570	746	517	0	460	450	2700	17000	6200	900	4800	386		
	Subsequent>SSTL	6384	4756	211	0	692	489	0.039	0	285	792	0	5913	0	0	96		19618.039
		Benzene	Toluene	Ethylbenzene	Xylene	MTBE	Naphthalene	EDB	ETBE	TAME	TBA	Ethanol	TAA	TBF	ETBA	DIPE		
MW-58	Initial 11/16/2005	5300	110	960	160	630	490	2	87	88	250	1000	3500	250	500	670		
	SSTL	-6	-110	-918	-160	-51	-27	-0.05	-87	-88	-250	-1000	-279	-250	0	-260		
	Initial>SSTL	5294	0	42	0	579	463	1.95	0	0	0	0	3221	0	500	410	10510.95	
1/19/2010	Subsequent	4	10	2	20	199	36	0.02	20	21	200	400	2960	100	200	226		
	Subsequent>SSTL	0	0	0	0	148	9.3	0	0	0	0	0	2681	0	200	0		3038.3
		Benzene	Toluene	Ethylbenzene	Xylene	MTBE	Naphthalene	EDB	ETBE	TAME	TBA	Ethanol	TAA	TBF	ETBA	DIPE		
MW-64	Initial 11/16/2005	390	13	51	1	100	56	0.02	5	10	25	100	25	25	170	41		
	SSTL	-345	-13	-51	-1	-100	-56	-0.02	-5	-10	-25	-100	-25	-25	-170	-41		
	Initial>SSTL	45	0	0	0	0	0	0	0	0	0	0	0	0	0	0	45	
1/20/2010	Subsequent	3240	2020	195	1250	1060	350	0.13	20	111	1180	400	4010	100	200	783		
	Subsequent>SSTL	2895	2007	144	1249	960	294	0.11	15	101	1155	300	3985	75	30	742		13952.11
		Benzene	Toluene	Ethylbenzene	Xylene	MTBE	Naphthalene	EDB	ETBE	TAME	TBA	Ethanol	TAA	TBF	ETBA	DIPE		
MW-65	Initial 11/16/2005	140	31	78	88	6	45	0.02	5	5	25	100	25	25	74	14		
	SSTL	-140	-31	-78	-88	-6	-45	-0.02	-5	-5	-25	-100	-25	-25	-74	-14		
	Initial>SSTL	0	0	0	0	0	0	0	0	0	0	0	0	0	0	0	0	
1/20/2010	Subsequent	748	530	22	274	41	29	0	100	137	1000	2000	2570	500	1000	36		
	Subsequent>SSTL	608	499	0	186	34.7	0	0	95	132	975	1900	2545	475	926	21.5		8397.2
		Benzene	Toluene	Ethylbenzene	Xylene	MTBE	Naphthalene	EDB	ETBE	TAME	TBA	Ethanol	TAA	TBF	ETBA	DIPE		
MW-66	Initial 11/16/2005	1	1	1	27	1	8.6	0.02	5	5	25	100	25	25	25	5		
	SSTL	-1	-1	-1	-27	-1	-8.6	-0.02	-5	-5	-25	-100	-25	-25	-25	-5		
	Initial>SSTL	0	0	0	0	0	0	0	0	0	0	0	0	0	0	0	0	
1/20/2010	Subsequent	5	3	28	4	5	53	0	10	10	100	200	100	50	100	5		
	Subsequent>SSTL	4	2.2	27.2	0	4	44.6	0	5	5	75	100	75	25	75	0		442

		Benzene	Toluene	Ethylbenzene	Xylene	MTBE	Naphthalene	EDB	ETBE	TAME	TBA	Ethanol	TAA	TBF	ETBA	DIPE		
MW-5aR	Initial 11/16/2005	27000	31000	2500	14000	9900	1000	0.19	1000	2300	5000	20000	54000	5400	13000	4100		
	SSTL	-83	-17249	-2500	-14000	-9900	-108	-0.19	-1000	-381	-5000	-20000	-1403	-5400	-13000	-4100		
	Initial>SSTL	26917	13751	0	0	0	892	0	0	1919	0	0	52597	0	0	0	96076	
1/18/2010	Subsequent	9070	18300	944	9700	331	661	0	1000	1000	10000	20000	10000	5000	10000	499		
	Subsequent>SSTL	8987	1051	0	0	0	553	0	0	619	5000	0	8597	0	0	0		24807
		Benzene	Toluene	Ethylbenzene	Xylene	MTBE	Naphthalene	EDB	ETBE	TAME	TBA	Ethanol	TAA	TBF	ETBA	DIPE		
PW-1R	Initial 11/16/2005	8300	6800	1800	8100	290	770	7.6	320	1400	1100	1000	18000	250	3000	2500		
	SSTL	-58	-6800	-1800	-8100	-290	-89	-6	-320	-330	-1100	-1000	-1114	-250	-3000	-2500		
	Initial>SSTL	8242	0	0	0	0	681	1.6	0	1070	0	0	16886	0	0	0	26880.6	
1/18/2010	Subsequent	4	20	3	55	5	3	0	10	10	100	200	100	50	100	5		
	Subsequent>SSTL	0	0	0	0	0	0	0	0	0	0	0	0	0	0	0		0
		Benzene	Toluene	Ethylbenzene	Xylene	MTBE	Naphthalene	EDB	ETBE	TAME	TBA	Ethanol	TAA	TBF	ETBA	DIPE		
RW-1R	Initial 11/16/2005	1600	10	230	10	130	14	0.54	5	50	25	100	850	25	250	160		
	SSTL	-54	-10	-230	-10	-130	-14	-0.54	-5	-50	-25	-100	-850	-25	-250	-160		
	Initial>SSTL	1546	0	0	0	0	0	0	0	0	0	0	0	0	0	0	1546	
1/18/2010	Subsequent	5	2	5	10	5	5	0	10	10	100	200	100	50	100	5		
	Subsequent>SSTL	0	0	0	0	0	0	0	5	0	75	100	0	25	0	0		205
		Benzene	Toluene	Ethylbenzene	Xylene	MTBE	Naphthalene	EDB	ETBE	TAME	TBA	Ethanol	TAA	TBF	ETBA	DIPE		
DW-3	Initial 11/16/2005	350	360	64	220	230	5	0.06	5	17	25	100	850	75	95	5		
	SSTL	-45	-360	-64	-220	-230	-5	-0.06	-5	-17	-25	-100	-850	-75	-95	-5		
	Initial>SSTL	305	0	0	0	0	0	0	0	0	0	0	0	0	0	0	305	
1/18/2010	Subsequent	5	5	5	10	5	5	0	10	10	100	200	100	50	100	5		
	Subsequent>SSTL	0	0	0	0	0	0	0	5	0	75	100	0	0	5	0		185
		Benzene	Toluene	Ethylbenzene	Xylene	MTBE	Naphthalene	EDB	ETBE	TAME	TBA	Ethanol	TAA	TBF	ETBA	DIPE		
DW-4	Initial 11/16/2005	74	380	102	524	11.5	48	1.46	5	5	50	500	150	50	50	25		
	SSTL	-48	-380	-102	-524	-11.5	-48	-1.46	-5	-5	-50	-500	-150	-50	-50	-25		
	Initial>SSTL	26	0	0	0	0	0	0	0	0	0	0	0	0	0	0	26	
10/20/2008	Subsequent	5	5	5	5	5	5	0	5	5	5	453	5	5	5	5		
	Subsequent>SSTL	0	0	0	0	0	0	0	0	0	0	0	0	0	0	0		0
		Benzene	Toluene	Ethylbenzene	Xylene	MTBE	Naphthalene	EDB	ETBE	TAME	TBA	Ethanol	TAA	TBF	ETBA	DIPE		
DW-7	Initial 11/16/2005	40	2	2	2	20	10	0.14	10	10	50	200	300	50	50	16		
	SSTL	-7	-2	-2	-2	-20	-10	-0.14	-10	-10	-50	-200	-300	-50	-50	-16		
	Initial>SSTL	33	0	0	0	0	0	0	0	0	0	0	0	0	0	0	33	
1/19/2010	Subsequent	2	17	3	36	5	26	0	10	10	100	200	100	50	100	5		
	Subsequent>SSTL	0	14.5	1	34.1	0	15.6	0	0	0	50	0	0	0	50	0		165.2
		Benzene	Toluene	Ethylbenzene	Xylene	MTBE	Naphthalene	EDB	ETBE	TAME	TBA	Ethanol	TAA	TBF	ETBA	DIPE		
DW-9	Initial 11/16/2005	1	5	1	1	1	5	0.02	5	5	25	100	25	25	25	5		
	SSTL	-1	-5	-1	-1	-1	-5	-0.02	-5	-5	-25	-100	-25	-25	-25	-5		
	Initial>SSTL	0	0	0	0	0	0	0	0	0	0	0	0	0	0	0	0	
1/19/2010	Subsequent	5	5	5	5	5	5	0	10	10	100	200	100	50	100	5		
	Subsequent>SSTL	4	0	4	4	4	0	0	5	5	75	100	75	25	75	0		376
Totals	Initial>SSTL																551153.06	
	Subsequent>SSTL																	195965.279

CoC Mass Reduction Calculation

= (Initial>SSTL-Subsequent>SSTL)/(Initial>SSTL)*100%
= 64.44%

D H E C
PROMOTE PROTECT PROSPER

C. Earl Hunter, Commissioner

Promoting and protecting the health of the public and the environment.

MAR 2 9 2010

MR JAMES L COOPER
ECOLOGICAL RESOURCES INC
PO BOX 427
ELGIN SC 29045

Re: **CASE Report Revision Response**
UST Permit # 07584, University Mart, 2367 Taylor St., Columbia, SC
UST Permit # 07777, Clouds Chevron, 1600 Two Notch Rd., Columbia, SC
UST Permit # 12352, Clouds Chevron, 1600 Two Notch Rd., Columbia, SC
IBF-29751-4/25/06-EMW
CASE Report Revision received March 16, 2010
Richland County

Dear Mr. Cooper:

The Underground Storage Tank (UST) Management Division of the South Carolina Department of Health and Environmental Control has reviewed the referenced Corrective Action System Evaluation (CASE) Report Revision submitted by Ecological Resources, Inc. Thank you for submitting the revised tables.

In response to your request to use the Method Detection Limits (MDL) rather than the Reporting Limits (RL), the UST Management Division offers the following response. The reporting limit is defined as the lowest concentration at which a contaminant is reported. During development of the bid solicitations, the UST Management Division uses the reporting limit, not the method detection limits, to establish the baseline concentrations for analytes that are not detected. If the laboratory reports a " J" value for a given analyte, that may be used in place of the reporting limit. In order to ensure that progress is accurately and consistently measured, the contractor must also use the reporting limits, not the method detection limits. Failure to do so may result in an inaccurate measure of the progress actually achieved by the contractor.

On all correspondence and reports regarding these sites, please reference UST Permit # 07584, 07777, and 12352. If you have questions concerning this correspondence, feel free to contact me by telephone at (803) 896-6676, by fax at (803) 896-6245, or fulmersb@dhec.sc.gov.

Sincerely,

Susan B. Fulmer, P.G., Hydrogeologist
Corrective Action Section
UST Management Division
Bureau of Land and Waste Management

cc: Technical Files (07584, 07777, 12352)

29tech
UST
DOCKET

Ecological Resources, Inc.
P. O. Box 427, Elgin, SC 29045

UST
MAR 3 1 2010
PROGRAM

UST DOCKET

March 29, 2010

Susan Fulmer
Corrective Action Section
Underground Storage Tank Program
SCDHEC
2600 Bull St.
Columbia, SC 29201

RE: CASE Report Revision-Amendment, Cloud's Chevron/University Mart/Handy Pantry #65, UST Permits #07777/12352/07584, Columbia, SC

Dear Ms. Fulmer:

31tech 29tech 30tech

Enclosed are amendments to the recently submitted CASE report. Seven compliance points were re-sampled and analyzed at lower dilution factors in order to determine more accurate values. The historical data table and CoC Reduction Calculation table have been updated to include the new data.

The CoC Reduction Calculation indicates an 84.28% reduction in chemicals of concern greater than SSTL's as compared to initial values.

It is apparent that the 60% CoC Reduction milestone has been achieved at this time and I would respectfully request your approval of the previously submitted invoices.

Please call if there are questions or you require additional information.

Sincerely,

James L. Cooper
Senior Biologist

(803) 438-3890 Voice/Fax
Slotsky@Bellsouth.net

Clouds Chevron CoC Mass Reduction Calculations

Well		Benzene	Toluene	Ethylbenzene	Xylene	MTBE	Naphthalene	EDB	ETBE	TAME	TBA	Ethanol	TAA	TBF	ETBA	DIPE	Initial>SSTL	Subsequent>SSTL
MW-2	Initial 11/16/2005	5900	11000	1800	12000	3200	570	39	130	130	630	2500	2800	630	630	250		
	SSTL	-77	-11000	-1800	-12000	-1256	-91	-6.5	-130	-130	-630	-2500	-1900	-630	-630	-250		
	Initial>SSTL	5823	0	0	0	1944	479	32.5	0	0	0	0	900	0	0	0	9178.5	
8/21/2007	Subsequent	6	13	5	5	5	5	1	5	5	5	5	5	5	5	5		
	Subsequent>SSTL	0	0	0	0	0	0	0	0	0	0	0	0	0	0	0		0
		Benzene	Toluene	Ethylbenzene	Xylene	MTBE	Naphthalene	EDB	ETBE	TAME	TBA	Ethanol	TAA	TBF	ETBA	DIPE		
MW-3	Initial 11/16/2005	15000	27000	3500	19000	37000	1500	230	250	540	1300	5000	12000	1300	1300	1100		
	SSTL	-111	-27000	-3500	-19000	-1976	-108	-12	-250	-540	-1300	-5000	-2499	-1300	-1300	-1100		
	Initial>SSTL	14889	0	0	0	35024	1392	218	0	0	0	0	9501	0	0	0	61024	
3/17/2010	Subsequent	244	590	35	1140	1540	91	42	100	160	448	2000	1000	500	1000	75		
	Subsequent>SSTL	133	0	0	0	0	0	30.2	0	0	0	0	0	0	0	0		163.2
		Benzene	Toluene	Ethylbenzene	Xylene	MTBE	Naphthalene	EDB	ETBE	TAME	TBA	Ethanol	TAA	TBF	ETBA	DIPE		
MW-5	Initial 11/16/2005	100	3600	2300	8300	100	710	0.84	500	500	2500	10000	2500	2500	2500	500		
	SSTL	-87	-3600	-2300	-8300	-100	-96	-0.84	-500	-500	-2500	-10000	-2082	-2500	-2500	-500		
	Initial>SSTL	13	0	0	0	0	614	0	0	0	0	0	418	0	0	0	1045	
3/3/2008	Subsequent	50	50	50	31	946	50	0	100	100	1000	2000	1000	500	1000	50		
	Subsequent>SSTL	0	0	0	0	846	0	0	0	0	0	0	0	0	0	0		846
		Benzene	Toluene	Ethylbenzene	Xylene	MTBE	Naphthalene	EDB	ETBE	TAME	TBA	Ethanol	TAA	TBF	ETBA	DIPE		
MW-6	Initial 11/16/2005	13	1	1	60	1	5	0.02	5	5	25	100	25	25	25	5		
	SSTL	-13	-1	-1	-60	-1	-5	-0.02	-5	-5	-25	-100	-25	-25	-25	-5		
	Initial>SSTL	0	0	0	0	0	0	0	0	0	0	0	0	0	0	0	0	
1/18/2010	Subsequent	5	5	5	10	119	5	0	10	10	100	200	100	50	100	5		
	Subsequent>SSTL	0	4	4	0	118	0	0	5	5	75	100	75	25	75	0		486
		Benzene	Toluene	Ethylbenzene	Xylene	MTBE	Naphthalene	EDB	ETBE	TAME	TBA	Ethanol	TAA	TBF	ETBA	DIPE		
MW-9	Initial 11/16/2005	3100	9800	2100	11000	10	1000	0.15	50	50	250	1000	250	250	250	71		
	SSTL	-35	-7134	-2100	-11000	-10	-68	-0.15	-50	-50	-250	-1000	-250	-250	-250	-71		
	Initial>SSTL	3065	2666	0	0	0	932	0	0	0	0	0	0	0	0	0	6663	
Destroyed	Subsequent	0	0	0	0	0	0	0	0	0	0	0	0	0	0	0		
	Subsequent>SSTL	0	0	0	0	0	0	0	0	0	0	0	0	0	0	0		0
		Benzene	Toluene	Ethylbenzene	Xylene	MTBE	Naphthalene	EDB	ETBE	TAME	TBA	Ethanol	TAA	TBF	ETBA	DIPE		
MW-10	Initial 11/16/2005	12000	17000	2700	13000	540	990	0.23	130	230	630	2500	630	630	630	1700		
	SSTL	-24	-17000	-2700	-13000	-294	-53	-0.23	-130	-230	-630	-2500	-630	-630	-630	-1700		
	Initial>SSTL	11976	0	0	0	246	937	0	0	0	0	0	0	0	0	0	13159	
1/25/2010	Subsequent	143	1650	412	3980	50	559	0	100	250	1000	2000	1000	500	1000	100		
	Subsequent>SSTL	119	0	0	0	0	506	0	0	20	370	0	370	0	370	0		1755
		Benzene	Toluene	Ethylbenzene	Xylene	MTBE	Naphthalene	EDB	ETBE	TAME	TBA	Ethanol	TAA	TBF	ETBA	DIPE		
MW-11	Initial 11/16/2005	25	230	25	25	25	130	0.02	130	130	630	2500	630	630	630	130		
	SSTL	-25	-230	-25	-25	-25	-70	-0.02	-130	-130	-630	-2500	-630	-630	-630	-130		
	Initial>SSTL	0	0	0	0	0	60	0	0	0	0	0	0	0	0	0	60	
1/18/2010	Subsequent	5	5	5	5	18	5	0	10	10	100	200	100	50	100	5		
	Subsequent>SSTL	0	0	0	0	0	0	0	0	0	0	0	0	0	0	0		0
		Benzene	Toluene	Ethylbenzene	Xylene	MTBE	Naphthalene	EDB	ETBE	TAME	TBA	Ethanol	TAA	TBF	ETBA	DIPE		
MW-12	Initial 11/16/2005	25	230	25	25	25	130	0.02	5	5	25	100	25	25	25	5		
	SSTL	-9	-230	-25	-25	-25	-33	-0.02	-5	-5	-25	-100	-25	-25	-25	-5		
	Initial>SSTL	16	0	0	0	0	97	0	0	0	0	0	0	0	0	0	113	
1/18/2010	Subsequent	5	14	5	42	26	24	0	10	17	37	200	421	50	100	100		
	Subsequent>SSTL	0	0	0	16.9	0.9	0	0	5	11.5	11.6	100	396	25	75	95		736.9
		Benzene	Toluene	Ethylbenzene	Xylene	MTBE	Naphthalene	EDB	ETBE	TAME	TBA	Ethanol	TAA	TBF	ETBA	DIPE		
MW-15	Initial 11/16/2005	210	520	230	720	1	190	0.02	5	5	25	100	25	25	330	5.4		
	SSTL	-16	-520	-230	-720	-1	-45	-0.02	-5	-5	-25	-100	-25	-25	-330	-5.4		
	Initial>SSTL	194	0	0	0	0	145	0	0	0	0	0	0	0	0	0	339	
1/18/2010	Subsequent	11	243	347	1710	25	238	0	50	50	500	1000	500	250	500	25		
	Subsequent>SSTL	0	0	117	990	24	193	0	45	45	475	900	475	225	170	19.6		3678.6
		Benzene	Toluene	Ethylbenzene	Xylene	MTBE	Naphthalene	EDB	ETBE	TAME	TBA	Ethanol	TAA	TBF	ETBA	DIPE		
MW-17	Initial 11/16/2005	3500	28000	3600	20000	200	1800	0.02	1000	1000	5000	20000	5000	5000	5000	1000		
	SSTL	-32	-6631	-3600	-20000	-200	-66	-0.02	-1000	-263	-5000	-20000	-773	-5000	-5000	-1000		
	Initial>SSTL	3468	21369	0	0	0	1734	0	0	737	0	0	4227	0	0	0	31535	
1/19/2010	Subsequent	873	6200	455	11400	250	784	0	500	500	5000	10000	9780	2500	5000	500		
	Subsequent>SSTL	841	0	0	0	50	718	0.15	0	237	0	0	9007	0	0	0		10853.15
		Benzene	Toluene	Ethylbenzene	Xylene	MTBE	Naphthalene	EDB	ETBE	TAME	TBA	Ethanol	TAA	TBF	ETBA	DIPE		
MW-18	Initial 11/16/2005	18000	37000	3200	17000	6400	1300	1.6	1000	1000	5000	20000	5000	5000	5000	2800		
	SSTL	-40	-19326	-3200	-17000	-4260	-348	-1.6	-1000	-1000	-5000	-20000	-938	-5000	-5000	-2800		
	Initial>SSTL	17960	17674	0	0	2140	952	0	0	0	0	0	4062	0	0	0	42788	
1/18/2010	Subsequent	187	746	108	3800	199	796	1	100	154	1000	2000	1410	500	1000	229		
	Subsequent>SSTL	147	0	0	0	0	448	0	0	0	0	0	472	0	0	0		1067
		Benzene	Toluene	Ethylbenzene	Xylene	MTBE	Naphthalene	EDB	ETBE	TAME	TBA	Ethanol	TAA	TBF	ETBA	DIPE		
MW-19	Initial 11/16/2005	23000	48000	3600	20000	4200	1300	1.7	1000	1000	5000	20000	5000	5000	5000	2300		
	SSTL	-54	-11081	-3600	-20000	-4200	-86	-1.7	-1000	-320	-5000	-20000	-1065	-5000	-5000	-2300		
	Initial>SSTL	22946	36919	0	0	0	1214	0	0	680	0	0	3935	0	0	0	65694	
1/19/2010	Subsequent	164	2520	235	7070	153	1750	13	200	200	2000	4000	2000	1000	2000	74		
	Subsequent>SSTL	110	0	0	0	0	1664	11.5	0	0	0	0	935	0	0	0		2720.5

		Benzene	Toluene	Ethylbenzene	Xylene	MTBE	Naphthalene	EDB	ETBE	TAME	TBA	Ethanol	TAA	TBF	ETBA	DIPE		
MW-20	Initial 11/16/2005	19000	36000	3200	18000	7200	1400	0.02	1000	1000	5000	20000	5000	5000	5000	2800		
	SSTL	-83	-17249	-3200	-18000	-7200	-108	-0.02	-1000	-381	-5000	-20000	-1403	-5000	-5000	-2800		
	Initial>SSTL	18917	18751	0	0	0	1292	0	0	619	0	0	3597	0	0	0	43176	
1/18/2010	Subsequent	217	2220	41	3490	47	102	0	200	261	2000	4000	2620	1000	2000	100		
	Subsequent>SSTL	134	0	0	0	0	0	0.08	0	0	0	0	1217	0	0	0		1351.08
		Benzene	Toluene	Ethylbenzene	Xylene	MTBE	Naphthalene	EDB	ETBE	TAME	TBA	Ethanol	TAA	TBF	ETBA	DIPE		
MW-22	Initial 11/16/2005	24000	39000	5000	27000	780	4600	0.02	1000	1000	5000	20000	5000	5000	5000	1900		
	SSTL	-90	-18572	-5000	-27000	-780	-112	-0.02	-1000	-392	-5000	-20000	-1469	-5000	-5000	-1900		
	Initial>SSTL	23910	20428	0	0	0	4488	0	0	608	0	0	3531	0	0	0	52965	
1/20/2010	Subsequent	1100	8580	1650	21800	250	215	0	500	662	5000	10000	5000	2500	5000	500		
	Subsequent>SSTL	1010	0	0	0	0	103	0	0	270	0	0	3531	0	0	0		4914
		Benzene	Toluene	Ethylbenzene	Xylene	MTBE	Naphthalene	EDB	ETBE	TAME	TBA	Ethanol	TAA	TBF	ETBA	DIPE		
MW-23	Initial 11/16/2005	8100	19000	1800	9700	1600	1000	1.3	56	1000	25	100	25	25	5000	1000		
	SSTL	-72	-14880	-1800	-9700	-1600	-100	-1.3	-56	-359	-25	-100	-25	-25	-5000	-1000		
	Initial>SSTL	8028	4120	0	0	0	900	0	0	641	0	0	0	0	0	0	13689	
1/19/2010	Subsequent	17	74	9	391	17	58	0	20	50	200	400	285	100	200	7		
	Subsequent>SSTL	0	0	0	0	0	0	0	0	0	175	300	260	75	0	0		810
		Benzene	Toluene	Ethylbenzene	Xylene	MTBE	Naphthalene	EDB	ETBE	TAME	TBA	Ethanol	TAA	TBF	ETBA	DIPE		
MW-24	Initial 11/16/2005	1340	1520	98	1730	610	66.5	26.3	1	60	10	100	4890	10	1150	449		
	SSTL	-54	-1520	-98	-1730	-610	-66.5	-8	-1	-60	-10	-100	-1065	-10	-1150	-449		
	Initial>SSTL	1286	0	0	0	0	0	18.3	0	0	0	0	3825	0	0	0	5129.3	
1/18/2010	Subsequent	2	2	5	4	5	5	0.02	10	10	100	3980	100	50	100.00	5		
	Subsequent>SSTL	0	0	0	0	0	0	0	9	0	90	3880	0	40	0	0		4019
		Benzene	Toluene	Ethylbenzene	Xylene	MTBE	Naphthalene	EDB	ETBE	TAME	TBA	Ethanol	TAA	TBF	ETBA	DIPE		
MW-25	Initial 11/16/2005	1600	6200	850	4400	17	260	0.02	5	5	25	100	25	25	25	110		
	SSTL	-104	-6200	-850	-4400	-17	-121	-0.02	-5	-5	-25	-100	-25	-25	-25	-110		
	Initial>SSTL	1496	0	0	0	0	139	0	0	0	0	0	0	0	0	0	1635	
1/19/2010	Subsequent	6	89	165	1620	25	158	0	50	50	500	1000	500	250	500	25		
	Subsequent>SSTL	0	0	0	0	8	37	0	45	45	475	900	475	225	475	0		2685
		Benzene	Toluene	Ethylbenzene	Xylene	MTBE	Naphthalene	EDB	ETBE	TAME	TBA	Ethanol	TAA	TBF	ETBA	DIPE		
MW-31	Initial 11/16/2005	20	53	21	260	1	51	0.02	5	5	25	100	25	25	120	5		
	SSTL	-20	-53	-21	-260	-1	-51	-0.02	-5	-5	-25	-100	-25	-25	-120	-5		
	Initial>SSTL	0	0	0	0	0	0	0	0	0	0	0	0	0	0	0	0	
1/20/2010	Subsequent	20	15	275	56	10	146	0	20	50	200	400	369	100	200	10		
	Subsequent>SSTL	0.2	0	254	0	9	95	0	15	45	175	300	344	75	80	5		1397.2
		Benzene	Toluene	Ethylbenzene	Xylene	MTBE	Naphthalene	EDB	ETBE	TAME	TBA	Ethanol	TAA	TBF	ETBA	DIPE		
MW-32	Initial 11/16/2005	400	14000	520	18000	5	170	0.088	25	25	130	500	130	130	5000	25		
	SSTL	-71	-14000	-520	-18000	-5	-170	-0.088	-25	-25	-130	-500	-130	-130	-5000	-25		
	Initial>SSTL	329	0	0	0	0	0	0	0	0	0	0	0	0	0	0	329	
1/18/2010	Subsequent	6	19	23	67	5	22	0	10	10	100	200	100	50	100	5		
	Subsequent>SSTL	0	0	0	0	0	0	0	0	0	0	0	0	0	0	0		0
		Benzene	Toluene	Ethylbenzene	Xylene	MTBE	Naphthalene	EDB	ETBE	TAME	TBA	Ethanol	TAA	TBF	ETBA	DIPE		
MW-33	Initial 11/16/2005	410	1600	290	1400	50	100	0.02	5	5	25	500	130	25	500	120		
	SSTL	-53	-1600	-290	-1400	-50	-100	-0.02	-5	-5	-25	-500	-130	-25	-500	-120		
	Initial>SSTL	357	0	0	0	0	0	0	0	0	0	0	0	0	0	0	357	
1/18/2010	Subsequent	5	4	5	9	5	5	0	10	10	100	200	180	50	100	5		
	Subsequent>SSTL	0	0	0	0	0	0	0	5	5	75	0	50	25	0	0		160
		Benzene	Toluene	Ethylbenzene	Xylene	MTBE	Naphthalene	EDB	ETBE	TAME	TBA	Ethanol	TAA	TBF	ETBA	DIPE		
MW-34	Initial 11/16/2005	250	870	180	1700	10	360	0.16	50	50	250	1000	5300	250	2800	50		
	SSTL	-35	-870	-180	-1700	-10	-301	-0.16	-50	-50	-250	-1000	-870	-250	-2800	-50		
	Initial>SSTL	215	0	0	0	0	59	0	0	0	0	0	4430	0	0	0	4704	
1/18/2010	Subsequent	100	166	130	886	10	10	0	20	50	341	400	710	100	200	7		
	Subsequent>SSTL	65	0	0	0	0	0	0	0	0	91	0	0	0	0	0		156
		Benzene	Toluene	Ethylbenzene	Xylene	MTBE	Naphthalene	EDB	ETBE	TAME	TBA	Ethanol	TAA	TBF	ETBA	DIPE		
MW-35	Initial 11/16/2005	12000	22000	3200	15000	1300	1200	3.2	5	1000	5000	100	25	25	5000	1300		
	SSTL	-56	-22000	-3200	-15000	-1300	-542	-3.2	-5	-1000	-5000	-100	-25	-25	-5000	-1300		
	Initial>SSTL	11944	0	0	0	0	658	0	0	0	0	0	0	0	0	0	12602	
3/17/2010	Subsequent	37	24	5	285	5	35	0	10	10	100	200	100	50	100	5		
	Subsequent>SSTL	0	0	0	0	0	0	0	5	0	0	100	75	25	0	0		205
		Benzene	Toluene	Ethylbenzene	Xylene	MTBE	Naphthalene	EDB	ETBE	TAME	TBA	Ethanol	TAA	TBF	ETBA	DIPE		
MW-36	Initial 11/16/2005	140	310	320	1400	1	120	0.02	5	5	25	100	500	25	500	5		
	SSTL	-85	-310	-320	-1400	-1	-120	-0.02	-5	-5	-25	-100	-500	-25	-500	-5		
	Initial>SSTL	55	0	0	0	0	0	0	0	0	0	0	0	0	0	0	55	
1/18/2010	Subsequent	5	5	5	10	5	5	0	10	10	100	200	100	50	100	5		
	Subsequent>SSTL	0	0	0	0	4	0	0	5	5	75	100	0	25	0	0		214
		Benzene	Toluene	Ethylbenzene	Xylene	MTBE	Naphthalene	EDB	ETBE	TAME	TBA	Ethanol	TAA	TBF	ETBA	DIPE		
MW-37	Initial 11/16/2005	360	360	44	170	160	15	0.097	5	12	25	100	330	25	45	52		
	SSTL	-90	-360	-44	-170	-160	-15	-0.097	-5	-12	-25	-100	-330	-25	-45	-52		
	Initial>SSTL	270	0	0	0	0	0	0	0	0	0	0	0	0	0	0	270	
1/18/2010	Subsequent	353	417	325	794	20	75	0	50	50	500	1000	2400	250	500	25		
	Subsequent>SSTL	263	57	281	624	0	60.1	0	45	38	475	900	2070	225	455	0		5493.1

		Benzene	Toluene	Ethylbenzene	Xylene	MTBE	Naphthalene	EDB	ETBE	TAME	TBA	Ethanol	TAA	TBF	ETBA	DIPE		
MW-39	Initial 11/16/2005	3100	17000	2600	13000	25	830	0.29	130	130	630	2500	630	630	630	130		
	SSTL	-90	-17000	-2600	-13000	-25	-830	-0.29	-130	-130	-630	-2500	-630	-630	-630	-130		
	Initial>SSTL	3010	0	0	0	0	0	0	0	0	0	0	0	0	0	0	3010	
1/20/2010	Subsequent	60	2400	486	4810	100	330	0	200	200	2000	4000	3000	1000	2000	100		
	Subsequent>SSTL	0	0	0	0	75	0	0	70	70	1370	1500	2370	370	1370	0		7195
		Benzene	Toluene	Ethylbenzene	Xylene	MTBE	Naphthalene	EDB	ETBE	TAME	TBA	Ethanol	TAA	TBF	ETBA	DIPE		
MW-40	Initial 11/16/2005	840	740	690	1900	1	500	0.22	5	5	25	100	25	25	1500	25		
	SSTL	-113	-740	-690	-1900	-1	-500	-0.22	-5	-5	-25	-100	-25	-25	-1500	-25		
	Initial>SSTL	727	0	0	0	0	0	0	0	0	0	0	0	0	0	0	727	
3/17/2010	Subsequent	8	339	111	870	25	41	0	50	50	500	1000	500	250	500	25		
	Subsequent>SSTL	0	0	0	0	24	0	0	45	45	475	900	475	225	0	0		2189
		Benzene	Toluene	Ethylbenzene	Xylene	MTBE	Naphthalene	EDB	ETBE	TAME	TBA	Ethanol	TAA	TBF	ETBA	DIPE		
MW-41	Initial 11/16/2005	1	1	1	1	1	5	0.02	5	5	25	100	25	25	25	5		
	SSTL	-1	-1	-1	-1	-1	-5	-0.02	-5	-5	-25	-100	-25	-25	-25	-5		
	Initial>SSTL	0	0	0	0	0	0	0	0	0	0	0	0	0	0	0	0	
1/20/2010	Subsequent	10	3	3	10	5	5	0	10	10	100	200	100	50	100	5		
	Subsequent>SSTL	9	2.4	1.5	9	4	0	0	5	5	75	100	75	25	75	0		385.9
		Benzene	Toluene	Ethylbenzene	Xylene	MTBE	Naphthalene	EDB	ETBE	TAME	TBA	Ethanol	TAA	TBF	ETBA	DIPE		
MW-42	Initial 11/16/2005	1	1	1	1	1	5.4	0.02	5	5	25	100	25	25	25	5		
	SSTL	-1	-1	-1	-1	-1	-5.4	-0.02	-5	-5	-25	-100	-25	-25	-25	-5		
	Initial>SSTL	0	0	0	0	0	0	0	0	0	0	0	0	0	0	0	0	
1/20/2010	Subsequent	5	5	5	12	5	5	0	10	10	100	200	100	50	100	5		
	Subsequent>SSTL	4	4	4	11.2	4	0	0	5	5	75	100	75	25	75	0		387.2
		Benzene	Toluene	Ethylbenzene	Xylene	MTBE	Naphthalene	EDB	ETBE	TAME	TBA	Ethanol	TAA	TBF	ETBA	DIPE		
MW-47	Initial 11/16/2005	1	14	1	1	1	5	2.4	5	5	25	100	25	25	25	5		
	SSTL	-1	-14	-1	-1	-1	-5	-1	-5	-5	-25	-100	-25	-25	-25	-5		
	Initial>SSTL	0	0	0	0	0	0	1.4	0	0	0	0	0	0	0	0	1.4	
1/19/2010	Subsequent	6	5	5	4	5	5	0	10	10	100	200	100	50	100	5		
	Subsequent>SSTL	5.1	0	4	2.9	4	0	0	5	5	75	100	75	25	75	0		376
		Benzene	Toluene	Ethylbenzene	Xylene	MTBE	Naphthalene	EDB	ETBE	TAME	TBA	Ethanol	TAA	TBF	ETBA	DIPE		
MW-54	Initial 11/16/2005	970	2900	460	2200	1500	1100	2.7	50	50	250	1000	650	250	250	50		
	SSTL	-7	-1337	-460	-2200	-83	-29	-2.7	-50	-50	-250	-1000	-650	-250	-250	-50		
	Initial>SSTL	963	1563	0	0	1417	1071	0	0	0	0	0	0	0	0	0	5014	
1/19/2010	Subsequent	10	5	5	10	10	10	0	10	14	100	200	153	50	100	25		
	Subsequent>SSTL	3	0	0	0	0	0	0	0	0	0	0	0	0	0	0		3
		Benzene	Toluene	Ethylbenzene	Xylene	MTBE	Naphthalene	EDB	ETBE	TAME	TBA	Ethanol	TAA	TBF	ETBA	DIPE		
MW-55	Initial 11/16/2005	440	1	27	1	410	39	0.11	5	14	130	100	1400	25	82	83		
	SSTL	-11	-1	-27	-1	-103	-36	-0.05	-5	-14	-130	-100	-423	-25	-82	-83		
	Initial>SSTL	429	0	0	0	307	3	0.06	0	0	0	0	977	0	0	0	1716.06	
1/19/2010	Subsequent	6	2	5	3	34	6	0	10	10	100	200	100	50	100	4		
	Subsequent>SSTL	0	1.4	0	2.2	0	0	0	5	0	0	100	0	25	18	0		151.6
		Benzene	Toluene	Ethylbenzene	Xylene	MTBE	Naphthalene	EDB	ETBE	TAME	TBA	Ethanol	TAA	TBF	ETBA	DIPE		
MW-57	Initial 11/16/2005	12000	12000	2000	8200	2000	1000	3.3	1000	1000	5000	20000	8200	5000	5000	1200		
	SSTL	-6	-1944	-969	-8200	-54	-28	-0.05	-1000	-165	-1908	-20000	-287	-5000	-5000	-290		
	Initial>SSTL	11994	10056	1031	0	1946	972	3.25	0	835	3092	0	7913	0	0	910	38752.25	
3/17/2010	Subsequent	4100	3440	791	2960	461	172	0	500	500	5000	10000	5000	2500	5000	211		
	Subsequent>SSTL	4094	1496	0	0	407	144	0.039	0	335	3092	0	4713	0	0	0		14281.039
		Benzene	Toluene	Ethylbenzene	Xylene	MTBE	Naphthalene	EDB	ETBE	TAME	TBA	Ethanol	TAA	TBF	ETBA	DIPE		
MW-58	Initial 11/16/2005	5300	110	960	160	630	490	2	87	88	250	1000	3500	250	500	670		
	SSTL	-6	-110	-918	-160	-51	-27	-0.05	-87	-88	-250	-1000	-279	-250	0	-260		
	Initial>SSTL	5294	0	42	0	579	463	1.95	0	0	0	0	3221	0	500	410	10510.95	
1/19/2010	Subsequent	4	10	2	20	199	36	0.02	20	21	200	400	2960	100	200	226		
	Subsequent>SSTL	0	0	0	0	148	9.3	0	0	0	0	0	2681	0	200	0		3038.3
		Benzene	Toluene	Ethylbenzene	Xylene	MTBE	Naphthalene	EDB	ETBE	TAME	TBA	Ethanol	TAA	TBF	ETBA	DIPE		
MW-64	Initial 11/16/2005	390	13	51	1	100	56	0.02	5	10	25	100	25	25	170	41		
	SSTL	-345	-13	-51	-1	-100	-56	-0.02	-5	-10	-25	-100	-25	-25	-170	-41		
	Initial>SSTL	45	0	0	0	0	0	0	0	0	0	0	0	0	0	0	45	
3/17/2010	Subsequent	225	16	10	84	108	21	0.13	20	20	200	400	361	100	200	39		
	Subsequent>SSTL	0	3.4	0	83.3	8	0	0.11	15	10	175	300	336	75	30	0		1035.81
		Benzene	Toluene	Ethylbenzene	Xylene	MTBE	Naphthalene	EDB	ETBE	TAME	TBA	Ethanol	TAA	TBF	ETBA	DIPE		
MW-65	Initial 11/16/2005	140	31	78	88	6	45	0.02	5	5	25	100	25	25	74	14		
	SSTL	-140	-31	-78	-88	-6	-45	-0.02	-5	-5	-25	-100	-25	-25	-74	-14		
	Initial>SSTL	0	0	0	0	0	0	0	0	0	0	0	0	0	0	0	0	
3/17/2010	Subsequent	5	5	5	3	5	4	0	10	10	100	200	88	50	100	5		
	Subsequent>SSTL	0	0	0	0	0	0	0	5	5	75	100	63	25	26	0		299
		Benzene	Toluene	Ethylbenzene	Xylene	MTBE	Naphthalene	EDB	ETBE	TAME	TBA	Ethanol	TAA	TBF	ETBA	DIPE		
MW-66	Initial 11/16/2005	1	1	1	27	1	8.6	0.02	5	5	25	100	25	25	25	5		
	SSTL	-1	-1	-1	-27	-1	-8.6	-0.02	-5	-5	-25	-100	-25	-25	-25	-5		
	Initial>SSTL	0	0	0	0	0	0	0	0	0	0	0	0	0	0	0	0	
1/20/2010	Subsequent	5	3	28	4	5	53	0	10	10	100	200	100	50	100	5		
	Subsequent>SSTL	4	2.2	27.2	0	4	44.6	0	5	5	75	100	75	25	75	0		442

		Benzene	Toluene	Ethylbenzene	Xylene	MTBE	Naphthalene	EDB	ETBE	TAME	TBA	Ethanol	TAA	TBF	ETBA	DIPE		
MW-5aR	Initial 11/16/2005	27000	31000	2500	14000	9900	1000	0.19	1000	2300	5000	20000	54000	5400	13000	4100		
	SSTL	-83	-17249	-2500	-14000	-9900	-108	-0.19	-1000	-381	-5000	-20000	-1403	-5400	-13000	-4100		
	Initial>SSTL	26917	13751	0	0	0	892	0	0	1919	0	0	52597	0	0	0	96076	
3/17/2010	Subsequent	3720	8860	445	5450	250	479	0	500	5000	5000	10000	5000	2500	5000	150		
	Subsequent>SSTL	3637	0	0	0	0	371	0	0	4619	0	0	3597	0	0	0		12224
		Benzene	Toluene	Ethylbenzene	Xylene	MTBE	Naphthalene	EDB	ETBE	TAME	TBA	Ethanol	TAA	TBF	ETBA	DIPE		
PW-1R	Initial 11/16/2005	8300	6800	1800	8100	290	770	7.6	320	1400	1100	1000	18000	250	3000	2500		
	SSTL	-58	-6800	-1800	-8100	-290	-89	-6	-320	-330	-1100	-1000	-1114	-250	-3000	-2500		
	Initial>SSTL	8242	0	0	0	0	681	1.6	0	1070	0	0	16886	0	0	0	26880.6	
1/18/2010	Subsequent	4	20	3	55	5	3	0	10	10	100	200	100	50	100	5		
	Subsequent>SSTL	0	0	0	0	0	0	0	0	0	0	0	0	0	0	0		0
		Benzene	Toluene	Ethylbenzene	Xylene	MTBE	Naphthalene	EDB	ETBE	TAME	TBA	Ethanol	TAA	TBF	ETBA	DIPE		
RW-1R	Initial 11/16/2005	1600	10	230	10	130	14	0.54	5	50	25	100	850	25	250	160		
	SSTL	-54	-10	-230	-10	-130	-14	-0.54	-5	-50	-25	-100	-850	-25	-250	-160		
	Initial>SSTL	1546	0	0	0	0	0	0	0	0	0	0	0	0	0	0	1546	
1/18/2010	Subsequent	5	2	5	10	5	5	0	10	10	100	200	100	50	100	5		
	Subsequent>SSTL	0	0	0	0	0	0	0	5	0	75	100	0	25	0	0		205
		Benzene	Toluene	Ethylbenzene	Xylene	MTBE	Naphthalene	EDB	ETBE	TAME	TBA	Ethanol	TAA	TBF	ETBA	DIPE		
DW-3	Initial 11/16/2005	350	360	64	220	230	5	0.06	5	17	25	100	850	75	95	5		
	SSTL	-45	-360	-64	-220	-230	-5	-0.06	-5	-17	-25	-100	-850	-75	-95	-5		
	Initial>SSTL	305	0	0	0	0	0	0	0	0	0	0	0	0	0	0	305	
1/18/2010	Subsequent	5	5	5	10	5	5	0	10	10	100	200	100	50	100	5		
	Subsequent>SSTL	0	0	0	0	0	0	0	5	0	75	100	0	0	5	0		185
		Benzene	Toluene	Ethylbenzene	Xylene	MTBE	Naphthalene	EDB	ETBE	TAME	TBA	Ethanol	TAA	TBF	ETBA	DIPE		
DW-4	Initial 11/16/2005	74	380	102	524	11.5	48	1.46	5	5	50	500	150	50	50	25		
	SSTL	-48	-380	-102	-524	-11.5	-48	-1.46	-5	-5	-50	-500	-150	-50	-50	-25		
	Initial>SSTL	26	0	0	0	0	0	0	0	0	0	0	0	0	0	0	26	
10/20/2008	Subsequent	5	5	5	5	5	5	0	5	5	5	453	5	5	5	5		
	Subsequent>SSTL	0	0	0	0	0	0	0	0	0	0	0	0	0	0	0		0
		Benzene	Toluene	Ethylbenzene	Xylene	MTBE	Naphthalene	EDB	ETBE	TAME	TBA	Ethanol	TAA	TBF	ETBA	DIPE		
DW-7	Initial 11/16/2005	40	2	2	2	20	10	0.14	10	10	50	200	300	50	50	16		
	SSTL	-7	-2	-2	-2	-20	-10	-0.14	-10	-10	-50	-200	-300	-50	-50	-16		
	Initial>SSTL	33	0	0	0	0	0	0	0	0	0	0	0	0	0	0	33	
1/19/2010	Subsequent	2	17	3	36	5	26	0	10	10	100	200	100	50	100	5		
	Subsequent>SSTL	0	14.5	1	34.1	0	15.6	0	0	0	50	0	0	0	50	0		165.2
		Benzene	Toluene	Ethylbenzene	Xylene	MTBE	Naphthalene	EDB	ETBE	TAME	TBA	Ethanol	TAA	TBF	ETBA	DIPE		
DW-9	Initial 11/16/2005	1	5	1	1	1	5	0.02	5	5	25	100	25	25	25	5		
	SSTL	-1	-5	-1	-1	-1	-5	-0.02	-5	-5	-25	-100	-25	-25	-25	-5		
	Initial>SSTL	0	0	0	0	0	0	0	0	0	0	0	0	0	0	0	0	
1/19/2010	Subsequent	5	5	5	5	5	5	0	10	10	100	200	100	50	100	5		
	Subsequent>SSTL	4	0	4	4	4	0	0	5	5	75	100	75	25	75	0		376
Totals	Initial>SSTL																551153.06	
	Subsequent>SSTL																	86649.779

CoC Mass Reduction Calculation

= (Initial>SSTL-Subsequent>SSTL)/(Initial>SSTL)*100%
= 84.28%

Monitoring Event, Clouds Chevron Gas Station
Analytical Data (ug/L)

Well	Date	Benzene ug/L	Toluene ug/L	Ethylbenzene ug/L	Xylenes ug/L	MTBE ug/L	Naphthalene ug/L	EDB ug/L	ETBE ug/L	TAME ug/L	TBA ug/L	Ethanol ug/L	TAA ug/L	TBF ug/L	ETBA ug/L	DIPE ug/L
MW-1	4/19/2005	1	1	1	1	5	1	0.02	5	5	25	100	25	25	25	5
	6/29/2006	1	7	3	19	1	4	0.02	10	1	10	20	10	20	10	1
	08/14/2007 0	5	5	5	5	5	5	1.00	5	5	5	5	5	5	5	5
	08/14/2007 0	5	5	5	5	5	5	1.00	5	5	5	5	5	5	5	5
	Dry	0	0	0	0	0	0	0.00	0	0	0	0	0	0	0	0
	1/18/2010	5	5	5	10	5	5	0.02	10	10	100	200	100	50	100	5
MW-2	4/19/2005	5900	11000	1800	12000	570	3200	39.00	130	130	630	2500	2800	630	630	250
	6/29/2006	12000	22000	2100	13800	1700	460	94.00	20	50	20	40	1700	40	20	210
	08/21/2007 1	6	13	5	5	5	5	1.00	5	5	5	5	5	5	5	5
	08/21/2007 1	6	13	5	5	5	5	1.00	5	5	5	5	5	5	5	5
	8/21/2007	6	13	5	5	5	5	1.00	5	5	5	5	5	5	5	5
	8/21/2007	6	13	5	5	5	5	1.00	5	5	5	5	5	5	5	5
MW-3	4/19/2005	15000	27000	3500	19000	1500	37000	230.00	250	540	1300	5000	12000	1300	1300	1100
	6/29/2006	15000	27000	3500	19000	1500	37000	230.00	250	540	1300	5000	12000	1300	1300	1100
	08/21/2007 1	6	14	5	5	5	5	70.50	5	5	5	5	5	5	5	5
	03/03/2008 1	9950	16500	657	8790	66100	537	229.00	5	5	1330	5	8610	1760	5	5
	10/20/2008 0	5	5	5	105	1890	713	6.20	5	5	5	5	2210	5	5	5
	1/18/2010	200	333	250	250	4260	254	42.20	500	500	5000	10000	5000	2500	5000	250
	3/17/2010	244	590	35	1140	1540	91	42.20	100	160	448	2000	1000	500	1000	75
MW-4	4/19/2005	1	1	1	1	5	8	0.07	5	5	25	100	25	25	25	5
	6/29/2006	1	8	2	17	2	2	0.02	10	1	10	20	10	20	10	1
	08/14/2007 0	31	5	5	5	10	5	1.00	5	5	5	5	5	5	5	5
	03/03/2008 1	5	5	5	5	36	5	5.00	5	5	5	5	5	5	5	5
	10/20/2008 1	5	5	5	5	11	5	0.02	5	5	5	5	5	5	5	5
	1/18/2010	5	5	5	10	5	5	0.02	10	10	100	200	100	50	100	5
MW-5	4/19/2005	100	3600	2300	8300	710	100	0.84	500	500	2500	10000	2500	2500	2500	500
	6/29/2006	670	3600	1	9800	1	510	3.60	10	1	10	20	580	20	10	1
	6/29/2006	670	3600	5	9800	5	510	3.60	10	5	10	20	580	20	10	5
	03/03/2008 1	5	5	5	5	92	9	5.00	5	5	5	275	5	5	5	5
	1/0/1900	5	5	5	5	92	9	0.02	5	5	5	275	5	5	5	5
	1/18/2010	50	50	50	31	946	50	0.02	100	100	1000	2000	1000	500	1000	50
MW-6	4/19/2005	13	1	1	60	5	1	0.02	5	5	25	100	25	25	25	5
	6/29/2006	970	190	160	525	3700	210	2.40	100	33	100	200	1000	200	100	87
	08/21/2007 1	4620	11000	2290	15600	1480	775	68.90	5	5	5	5	3190	5	5	234
	03/03/2008 1	137	5	5	5	4440	5	0.97	5	5	126	5	5	5	5	5
	10/20/2008 1	5	5	5	5	2560	5	0.16	5	5	5	5	5	5	5	5
	1/18/2010	5	5	5	10	119	5	0.02	10	10	100	200	100	50	100	5
MW-7	4/19/2005	1	1	1	1	5	1	0.02	5	5	25	100	25	25	25	5
	6/29/2006	1	1	1	2	1	1	0.02	10	1	10	20	10	20	10	1
	08/14/2007 0	5	5	5	5	5	5	1.00	5	5	5	5	5	5	5	5
	03/03/2008 1	5	5	5	5	5	5	5.00	5	5	5	5	5	5	5	5
	10/20/2008 1	5	5	5	5	5	5	0.02	5	5	5	5	5	5	5	5
	1/18/2010	5	5	5	10	5	5	0.02	10	10	100	200	100	50	100	5
MW-8	4/19/2005	1	1	1	1	5	1	0.02	5	5	25	100	25	25	25	5
	6/29/2006	1	1	1	4	1	1	0.02	10	1	10	20	10	20	10	1
	08/21/2007 1	5	5	5	5	5	5	1.00	5	5	5	5	5	5	5	5
	03/03/2008 1	5	5	5	5	5	5	5.00	5	5	5	5	5	5	5	5
	10/21/2008 1	5	5	5	5	5	5	0.02	5	5	5	5	5	5	5	5
	1/18/2010	5	5	5	10	5	5	0.02	5	10	100	200	100	50	100	5
MW-9	4/19/2005	3100	9800	2100	11000	1000	10	0.15	50	50	250	1000	250	250	250	71
	7/11/2006	3100	9800	2100	11000	1000	10	0.15	50	50	250	1000	250	250	250	71
	7/11/2006	3100	9800	2100	11000	1000	10	0.15	50	50	250	1000	250	250	250	71
	7/11/2006	3100	9800	2100	11000	1000	10	0.15	50	50	250	1000	250	250	250	71
	1/0/1900	0	0	0	0	0	0	0.00	0	0	0	0	0	0	0	0
Destroyed	Destroyed	0	0	0	0	0	0	0.00	0	0	0	0	0	0	0	0
MW-10	4/19/2005	12000	17000	2700	13000	990	540	0.23	130	230	630	2500	630	630	630	1700
	4/19/2005	12000	17000	2700	13000	990	540	0.23	130	230	630	2500	630	630	630	1700
	08/14/2007 0	11300	29500	2420	12700	106	681	0.10	5	118	5	5	5	5	5	1130
	08/14/2007 0	11300	29500	2420	12700	106	681	0.10	5	118	5	5	5	5	5	1130
	10/21/2008 1	7870	23000	2180	11400	5	5	0.24	5	5	5	5	5	5	5	5
	1/25/2010	143	1650	412	3980	50	559	0.02	100	250	1000	2000	1000	500	1000	100
MW-11	4/19/2005	25	230	25	25	130	25	0.02	130	130	630	2500	630	630	630	130
	7/11/2006	43	35	5	23	1	7	0.02	10	1	110	20	2500	20	10	1
	08/14/2007 0	149	225	17	68	5	13	1.00	5	5	5	5	529	5	5	13
	03/11/2008 0	19	5	5	5	77	5	5.00	5	5	5	5	487	5	5	5
	10/21/2008 1	31	5	7	5	5	5	0.02	5	5	118	550	2330	5	5	5
	1/18/2010	5	5	5	5	18	5	0.02	10	10	100	200	100	50	100	5

Well	Date	Benzene ug/L	Toluene ug/L	Ethylbenzene ug/L	Xylenes ug/L	MTBE ug/L	Naphthalene ug/L	EDB ug/L	ETBE ug/L	TAME ug/L	TBA ug/L	Ethanol ug/L	TAA ug/L	TBF ug/L	ETBA ug/L	DIPE ug/L
MW-12	4/19/2005	25	230	25	25	130	25	0.02	5	5	25	100	25	25	25	5
	7/13/2006	1	8	2	11	1	7	0.02	10	1	10	20	10	20	10	1
	08/14/2007 0	5	5	5	5	5	5	1.00	5	5	5	5	5	5	5	5
	03/11/2008 0	5	5	5	5	28	5	5.00	5	5	64	5	635	5	5	5
	10/21/2008 1	5	5	5	5	5	5	0.02	5	5	5	5	5	5	5	5
	1/18/2010	5	14	5	42	26	24	0.02	10	17	37	200	421	50	100	100
MW-13	4/19/2005	1	1	1	1	5	1	0.02	5	5	25	100	25	25	25	5
	7/11/2006	1	4	1	8	10	9	0.02	1	1	10	20	10	20	10	1
	08/14/2007 0	5	5	5	5	5	5	1.00	5	5	5	5	5	5	5	5
	03/11/2008 0	5	5	5	5	5	5	5.00	5	5	5	5	5	5	5	5
	10/21/2008 1	15	5	5	5	5	5	0.02	5	5	5	499	5	5	5	5
	1/18/2010	5	5	5	10	5	5	0.02	10	110	100	200	100	50	100	5
MW-15	4/19/2005	210	520	230	720	190	1	0.02	5	5	25	100	25	25	330	5
	4/19/2005	210	520	230	720	190	1	0.02	5	5	25	100	25	25	330	5
	08/14/2007 0	371	198	129	343	11	124	1.00	5	5	159	5	3350	5	5	31
	03/11/2008 0	372	7970	2090	10800	5	1150	5.00	5	5	5	5	2350	5	5	5
	10/21/2008 1	312	3260	764	5790	5	621	0.02	5	5	5	5	5	5	5	5
	1/18/2010	11	243	347	1710	25	238	0.02	50	50	500	1000	500	250	500	25
MW-16	4/19/2005	1	16	5	36	31	1	0.02	5	5	25	100	25	25	25	5
	7/11/2006	1	16	5	36	31	1	0.02	5	5	25	100	25	25	25	5
	08/14/2007 0	12200	34200	3270	21300	4110	1220	5.40	5	5	5	5	5	5	5	2220
	03/06/2008 1	5	5	5	5	5	5	5.00	5	5	5	5	5	5	5	5
	10/22/2008 0	5	122	40	332	5	162	0.02	5	5	5	5	5	5	5	5
	1/19/2010	5	5	5	13	5	6	0.02	10	10	100	200	139	50	100	5
MW-17	4/19/2005	3500	28000	3600	20000	1800	200	0.02	1000	1000	5000	20000	5000	5000	5000	1000
	7/11/2006	3500	28000	3600	20000	1800	200	0.02	1000	1000	5000	20000	5000	5000	5000	1000
	08/14/2007 0	9310	31000	2480	14600	5	1080	0.50	5	5	5	5	5	5	5	5
	08/14/2007 0	9310	31000	2480	14600	5	1080	0.50	5	5	5	5	5	5	5	5
	10/22/2008 0	2250	24800	3580	32100	5	2370	0.39	5	5	5	5	5	5	5	5
	1/19/2010	873	6200	455	11400	250	784	0.17	500	500	5000	10000	9780	2500	5000	500
MW-18	4/19/2005	18000	37000	3200	17000	1300	6400	1.60	1000	1000	5000	20000	5000	5000	5000	2800
	4/19/2005	18000	37000	3200	17000	1300	6400	1.60	1000	1000	5000	20000	5000	5000	5000	2800
	08/16/2007 0	9080	21000	1700	16000	4170	869	5.00	5	5	5	5	15800	5	5	1930
	08/16/2007 0	9080	21000	1700	16000	4170	869	5.00	5	5	5	5	15800	5	5	1930
	10/20/2008 1	9470	23600	3060	17200	4270	1770	6.30	5	5	5	5	5	5	5	1740
	1/18/2010	187	746	108	3800	199	796	0.64	100	154	1000	2000	1410	500	1000	229
MW-19	4/19/2005	23000	48000	3600	20000	1300	4200	1.60	1000	1000	5000	20000	5000	5000	5000	2300
	7/11/2006	23000	48000	3600	20000	1300	4200	1.60	1000	1000	5000	20000	5000	5000	5000	2300
	08/21/2007 0	17600	46700	2590	16300	5770	869	35.30	5	5	5	5	5	5	5	861
	08/21/2007 0	17600	46700	2590	16300	5770	869	35.30	5	5	5	5	5	5	5	861
	10/20/2008 1	6680	24300	2540	20700	1750	1650	40.50	5	5	5	5	5	5	5	5
	1/19/2010	164	2520	235	7070	153	1750	13.20	200	200	2000	4000	2000	1000	2000	74
MW-20	4/19/2005	19000	36000	3200	18000	1400	7200	0.02	1000	1000	5000	20000	5000	5000	5000	2800
	6/29/2006	18000	32000	3500	17600	3000	1400	0.06	500	530	500	1000	3500	1000	500	2300
	6/29/2006	18000	32000	3500	17600	3000	1400	0.06	500	530	500	1000	3500	1000	500	2300
	6/29/2006	18000	32000	3500	17600	3000	1400	0.06	500	530	500	1000	3500	1000	500	2300
	10/20/2008 1	2710	19700	1730	13100	198	1090	0.02	5	5	5	5	6100	5	5	171
	1/18/2010	217	2220	41	3490	47	102	0.10	200	261	2000	4000	2620	1000	2000	100
MW-22	4/19/2005	24000	39000	5000	27000	4600	780	0.02	1000	1000	5000	20000	5000	5000	5000	1900
	6/29/2006	16000	44000	5700	28600	250	2300	0.02	2500	250	2500	5000	17000	5000	2500	400
	08/21/2007 1	7710	28200	1960	11000	5	5	1.00	5	5	5	5	5	5	5	5
	03/03/2008 1	4480	34900	2660	13800	5	5	5.00	5	5	5	5	5	5	5	5
	10/20/2008 1	2750	30600	5440	27900	5	2510	0.02	5	5	5	5	5	5	5	5
	1/20/2010	1100	8580	1650	21800	250	215	0.02	500	662	5000	10000	5000	2500	5000	500
MW-23	4/19/2005	8100	19000	1800	9700	1000	1600	1.30	56	1000	25	100	25	25	5000	1000
	6/29/2006	2100	5700	410	3800	230	220	0.21	500	50	500	1000	4600	1000	500	100
	08/21/2007 1	958	3560	251	1480	5	5	1.00	5	5	5	5	5	5	5	5
	03/03/2008 1	9840	29400	5	13300	5	2810	0.30	5	5	5	5	5	5	5	5
	10/20/2008 1	9740	26000	2940	18000	1550	1490	0.47	5	5	5	5	5	5	5	1370
	1/19/2010	17	74	9	391	17	58	0.02	20	50	200	400	285	100	200	7
MW-24	4/19/2005	1340	1520	98	1730	67	610	26.30	1	60	10	100	4890	10	1150	449
	4/19/2005	1340	1520	98	1730	66.5	610	26.30	1	60	10	100	4890	10	1150	449
	08/21/2007 1	5	6	5	5	5.0	5	1.00	5	5	5	5	5	5	5	5
	03/03/2008 1	5	14	5	19	25.1	5	5.00	5	5	7	5	5	5	5	5
	10/20/2008 1	5	17	5	16	5.0	5	0.02	5	5	5	5	5	5	5	5
	1/18/2010	2	2	5	4	5.0	5	0.02	10	10	100	3980	100	50	100	5
MW-25	4/19/2005	1600	6200	850	4400	260.0	17	0.02	5	5	25	100	25	25	25	110
	6/29/2006	1400	11000	2300	17400	100	1200	0.02	1000	100	1000	2000	7900	2000	1000	100
	6/29/2006	1400	11000	2300	17400	100	1200	0.02	1000	100	1000	2000	7900	2000	1000	100
	03/03/2008 1	5	9370	3370	19900	95	1130	0.24	5	5	20	5	6950	5	5	5
	10/20/2008 1	5	2260	2080	15000	5	1090	0.02	5	5	5	5	5	5	5	5
	1/19/2010	6	89	165	1620	25	158	0.02	50	50	500	1000	500	250	500	25

Well	Date	Benzene ug/L	Toluene ug/L	Ethylbenzene ug/L	Xylenes ug/L	MTBE ug/L	Naphthalene ug/L	EDB ug/L	ETBE ug/L	TAME ug/L	TBA ug/L	Ethanol ug/L	TAA ug/L	TBF ug/L	ETBA ug/L	DIPE ug/L
MW-26	4/19/2005	1	1	1	1	5	1	0.02	5	5	25	100	25	25	25	5
	6/29/2006	1	1	1	2	1	1	0.02	10	1	10	20	10	20	10	1
	08/21/2007 1	7	16	5	5	5	5	1.00	5	5	5	5	5	5	5	5
	03/03/2008 1	5	5	5	5	5	5	5.00	5	5	5	5	5	5	5	5
	1/0/1900	0	0	0	0	0	0	0.00	0	0	0	0	0	0	0	0
	1/20/2010	2	3	5	10	5	5	0.02	10	10	100	200	100	50	100	5
MW-27	4/19/2005	1	1	1	1	5	1	0.02	1	1	10	100	10	10	10	5
	4/19/2005	1	1	1	1	5	1	0.02	1	1	10	100	10	10	10	5
	08/21/2007 1	2670	10000	840	4840	5	300	1.00	5	5	5	5	5	5	5	105
	03/03/2008 1	5	5	5	12	5	5	5.00	5	5	5	5	5	5	5	5
	10/20/2008 1	5	5	5	5	5	5	0.02	5	5	5	454	5	5	5	5
	1/18/2010	5	5	5	10	5	5	0.02	10	10	100	200	100	50	100	5
MW-28	4/19/2005	360	970	96	490	250	50	0.02	250	250	1300	5000	1300	1300	1300	2600
	6/29/2006	10	44	9	72	1	35	0.02	10	1	10	20	91	20	10	1
	08/15/2007 0	5	5	5	5	5	5	1.00	5	5	5	5	5	5	5	5
	03/03/2008 1	5	5	5	5	5	5	5.00	5	5	5	5	5	5	5	5
	10/20/2008 1	5	5	5	5	5	5	0.02	5	5	5	269	5	5	5	5
	10/20/2008 1	5	5	5	5	5	5	0.02	5	5	5	269	5	5	5	5
MW-29	4/19/2005	100	100	100	100	3500	100	0.02	500	500	2500	10000	2500	2500	3100	500
	6/29/2006	3	18	6	44	1	13	0.02	10	1	10	20	10	20	10	1
	08/15/2007 0	5	5	5	5	5	5	1.00	5	5	5	5	5	5	5	5
	03/03/2008 1	5	10	6	38	5	7	5.00	5	5	5	5	5	5	5	5
	10/20/2008 1	5	5	5	5	5	5	0.02	5	5	5	5	5	5	111	5
	1/18/2010	5	5	5	10	5	5	0.02	10	10	100	200	100	50	100	5
MW-30	4/19/2005	1	1	1	1	5	1	0.11	5	5	25	100	25	25	25	5
	6/29/2006	3	28	21	129	1	50	0.02	10	1	10	20	10	20	10	1
	08/21/2007 1	5	19	5	5	5	5	1.00	5	5	5	5	5	5	5	5
	03/03/2008 1	5	6	5	11	5	5	5.00	5	5	5	5	5	5	5	5
	10/20/2008 1	5	15	5	39	5	11	0.02	5	5	5	5	5	5	5	5
	1/18/2010	5	5	5	10	5	5	0.02	10	10	100	200	100	50	100	5
MW-31	4/19/2005	20	53	21	260	51	1	0.02	5	5	25	100	25	25	120	5
	6/29/2006	100	280	2	380	1	2	0.02	10	1	10	20	1600	20	10	1
	6/29/2006	100	280	2	380	5	2	0.02	10	5	10	20	1600	20	10	5
	03/11/2008 0	91	98	298	586	5	222	5.00	5	5	5	5	2030	5	5	5
	1/0/1900	0	0	0	0	0	0	0.00	0	0	0	0	0	0	0	0
	1/20/2010	20	15	275	56	10	146	0.02	20	50	200	400	369	100	200	10
MW-32	4/19/2005	400	14000	520	18000	170	5	0.09	25	25	130	500	130	130	5000	25
	6/29/2006	410	850	370	2180	10	160	0.02	100	10	100	200	4500	200	100	10
	08/21/2007 1	174	1210	216	2920	5	88	1.00	5	5	5	5	784	5	5	5
	08/21/2007 1	174	1210	216	2920	5	88	1.00	5	5	5	5	784	5	5	5
	10/20/2008 1	296	911	512	2570	5	510	0.02	5	5	5	5	1860	5	5	5
	1/18/2010	6	19	23	67	5	22	0.02	10	10	100	200	100	50	100	5
MW-33	4/19/2005	410	1600	290	1400	100	50	0.02	5	5	25	500	130	25	500	120
	6/29/2006	5500	18000	1900	12400	72	650	0.02	500	50	500	1000	9100	1000	500	170
	08/21/2007 1	821	3870	238	4610	5	280	1.00	5	5	5	5	3710	5	5	5
	03/03/2008 1	1080	3750	644	5860	5	340	5.00	5	5	5	5	7970	5	5	5
	10/20/2008 1	2570	11000	1310	8420	5	473	0.02	5	5	5	5	5190	5	5	5
	1/18/2010	5	4	5	9	5	5	0.02	10	10	100	200	180	50	100	5
MW-34	4/19/2005	250	870	180	1700	360	10	0.16	50	50	250	1000	5300	250	2800	50
	6/29/2006	1900	12000	1500	7200	1	400	0.18	10	1	10	20	5400	20	10	47
	08/21/2007 1	263	2710	570	2700	5	231	1.00	5	5	5	5	5	5	5	5
	03/06/2008 0	1490	14500	1880	8250	5	803	5.00	5	5	5	5	5	5	5	5
	10/20/2008 1	648	5930	1350	5870	5	622	0.02	5	5	5	5	5	5	5	5
	1/18/2010	100	166	130	886	10	10	0.02	20	50	341	400	710	100	200	7
MW-35	4/19/2005	12000	22000	3200	15000	1200	1300	3.20	5	1000	5000	100	25	25	5000	1300
	7/11/2006	12000	22000	3200	15000	1200	1300	3.20	5	1000	5000	100	25	25	5000	1300
	08/21/2007 1	15800	13500	1960	9300	3120	1330	3.70	5	5	5	5	137000	5	5	2340
	03/06/2008 0	14500	18200	2180	15100	2500	1260	0.91	5	5	2030	5	19800	5	5	5
	10/20/2008 1	13100	12500	1660	8830	1770	1460	0.96	5	5	5	5	12700	5	5	1360
	1/18/2010	4020	7160	608	3590	382	354	0.44	1000	1310	10000	20000	13600	5000	10000	351
	3/17/2010	37	24	5	285	5	35	0.44	10	10	100	200	100	50	100	5
MW-36	4/19/2005	140	310	320	1400	120	1	0.02	5	5	25	100	500	25	500	5
	6/29/2006	110	540	730	4300	1	280	0.02	10	1	10	20	5400	20	10	1
	08/21/2007 1	38	27	103	280	5	87	1.00	5	5	5	5	587	5	5	5
	03/03/2008 1	5	5	273	247	5	5	5.00	5	5	5	5	5	5	5	5
	10/20/2008 0	36	136	397	320	5	238	0.02	5	5	5	5	2400	5	5	5
	1/18/2010	5	5	5	10	5	5	0.02	10	10	100	200	100	50	100	5
MW-37	4/19/2005	360	360	44	170	15	160	0.10	5	12	25	100	330	25	45	52
	6/29/2006	410	1900	1300	2550	20	390	0.03	200	20	200	400	1700	400	200	20
	08/21/2007 1	135	808	888	2280	5	352	1.00	5	5	5	5	5	5	5	5
	03/06/2008 0	519	625	1380	673	5	502	5.00	5	5	5	5	5	5	5	5
	10/20/2008 1	454	459	1130	728	5	609	0.02	5	5	5	5	2370	5	5	5
	1/18/2010	353	417	325	794	20	75	0.02	50	50	500	1000	2400	250	500	25

Well	Date	Benzene ug/L	Toluene ug/L	Ethylbenzene ug/L	Xylenes ug/L	MTBE ug/L	Naphthalene ug/L	EDB ug/L	ETBE ug/L	TAME ug/L	TBA ug/L	Ethanol ug/L	TAA ug/L	TBF ug/L	ETBA ug/L	DIPE ug/L
MW-38	4/19/2005	1	1	1	1	5	1	0.02	5	5	25	100	25	25	25	5
	7/11/2006	2	23	6	32	1	8	0.02	10	1	10	20	10	20	10	1
	08/13/2007 0	5	5	5	5	5	5	1.00	5	5	5	5	5	5	5	5
	03/06/2008 0	5	23	7	44	5	12	5.00	5	5	5	5	5	5	5	5
	10/20/2008 1	5	5	5	5	5	5	0.02	5	5	5	5	5	5	5	5
	1/20/2010	5	3	5	10	5	5	0.02	10	10	100	200	100	50	100	5
MW-39	4/19/2005	3100	17000	2600	13000	830	25	0.29	130	130	630	2500	630	630	630	130
	7/11/2006	1500	19000	2000	14300	200	1400	0.19	2000	200	2000	4000	2000	4000	15000	200
	08/13/2007 0	678	10300	1320	8320	5	683	0.13	5	5	5	5	5	5	5	5
	03/06/2008 1	515	10200	1980	12500	5	1140	5.00	5	5	5	5	14000	5	5	5
	10/20/2008 0	506	11400	1940	10900	5	944	0.02	5	5	5	5	5	5	5	5
	1/20/2010	60	2400	486	4810	100	330	0.02	200	200	2000	4000	3000	1000	2000	100
MW-40	4/19/2005	840	740	690	1900	500	1	0.22	5	5	25	100	25	25	1500	25
	7/11/2006	2000	15000	1300	8900	50	630	0.32	500	50	500	1000	6100	1000	80	50
	08/13/2007 0	757	8340	685	6180	5	5	0.14	5	5	5	5	5	5	5	5
	08/13/2007 0	757	8340	685	6180	5	5	0.14	5	5	5	5	5	5	5	5
	10/20/2008 0	1010	16000	3920	27200	5	2630	0.02	5	5	5	5	5	5	5	5
	1/20/2010	500	504	500	1000	500	500	0.02	1000	1000	10000	20000	10000	5000	10000	500
	3/17/2010	8	339	111	870	25	41	0.02	50	50	500	1000	500	250	500	25
MW-41	4/19/2005	1	1	1	1	5	1	0.02	5	5	25	100	25	25	25	5
	7/11/2006	110	700	160	860	1	93	0.02	10	1	10	20	190	20	10	1
	08/15/2007 0	586	5	88	5	93	56	0.10	5	5	5	5	913	5	5	57
	03/06/2008 1	809	1620	1380	1900	21	483	5.00	5	5	5	5	5	5	5	5
	10/20/2008 0	1160	834	1460	1760	5	608	0.02	5	5	5	5	3520	5	5	58
	1/20/2010	10	3	3	10	5	5	0.02	10	10	100	200	100	50	100	5
MW-42	4/19/2005	1	1	1	1	5	1	0.02	5	5	25	100	25	25	25	5
	7/11/2006	3	860	480	2900	1.0	270	0.02	10	1	10	20	360	20	10	1
	08/13/2007 0	5	718	432	3680	5.0	293	1.00	5	5	5	5	1	5	5	5
	03/06/2008 1	5	92	185	565	5.0	154	5.00	5	5	5	5	284	5	5	5
	10/20/2008 0	5	110	303	835	5.0	282	0.02	5	5	5	5	627	5	5	5
	1/20/2010	5	5	5	12	5.0	5	0.02	10	10	100	200	100	50	100	5
MW-43	4/19/2005	1	1	1	1	5.0	1	0.02	5	5	25	100	25	25	25	5
	7/11/2006	1	11	2	13	7	0	10.00	1	10	20	10	20	10	10	1
	08/21/2007 1	5	5	5	5	5	5	1.00	5	5	5	1140	5	5	5	5
	03/06/2008 1	5	5	5	5	5	5	5.00	5	5	5	5	5	5	5	5
	10/20/2008 0	5	5	5	11	5	5	0.02	5	5	5	5	5	5	5	5
	1/19/2010	11	30	5	21	5	5	0.02	10	10	100	200	100	50	100	5
MW-44	4/19/2005	1	1	1	1	5	1	0.02	5	5	25	100	25	25	25	5
	7/11/2006	1	4	1	6	1	2	0.02	10	1	10	20	10	20	10	1
	08/14/2007 0	5	6	5	19	5	6	1.00	5	5	5	5	5	5	5	5
	03/06/2008 1	5	5	5	5	5	5	5.00	5	5	5	5	5	5	5	5
	10/22/2008 1	5	5	5	16	5	8	0.02	5	5	5	5	5	5	5	5
	1/19/2010	5	5	5	10	5	5	0.02	10	10	100	200	100	50	100	5
MW-45	4/19/2005	1	1	1	1	5	1	0.02	5	5	25	100	25	25	25	5
	7/11/2006	1	3	1	4	1	2	0.02	10	1	10	20	10	20	10	1
	08/14/2007 0	5	5	5	5	5	5	1.00	5	5	5	5	5	5	5	5
	03/06/2008 1	5	5	5	5	5	5	5.00	5	5	5	5	5	5	5	5
	10/22/2008 0	5	5	5	16	5	16	0.02	5	5	5	5	5	5	5	5
	1/19/2010	5	5	5	10	5	5	0.02	10	10	100	200	100	50	100	5
MW-46	4/19/2005	1	12	1	1	5.2	1	0.02	5	5	25	190	25	25	25	5
	7/11/2006	1	2	1	2	1.0	6	0.02	10	1	10	20	10	20	10	1
	08/14/2007 0	5	12	5	5	5.0	5	1.00	5	5	5	5	5	5	5	5
	03/06/2008 1	5	5	5	5	5.0	5	5.00	5	5	5	5	5	5	5	5
	10/22/2008 0	5	5	5	14	5.0	8	0.02	5	5	5	5	5	5	5	5
	1/19/2010	5	5	5	10	5.0	5	0.02	10	10	100	200	100	50	100	5
MW-47	4/19/2005	1	14	1	1	5.0	1	2.40	5	5	25	100	25	25	25	5
	7/11/2006	1	3	1	4	1	6	0.02	10	1	10	20	10	20	10	1
	08/14/2007 0	8	18	13	254	5	374	1.00	5	5	5	5	5	5	5	5
	03/06/2008 1	5	5	5	5	5	5	5.00	5	5	5	5	5	5	5	5
	10/22/2008 0	5	24	8	96	5	37	0.02	5	5	5	5	5	5	5	5
	1/19/2010	6	5	5	4	5	5	0.02	10	10	100	200	100	50	100	5
MW-48	4/19/2005	1	1	1	1	5	1	1.60	5	5	25	100	25	25	25	5
	7/11/2006	1	4	1	5	1	1	0.02	10	1	10	20	10	20	10	1
	08/14/2007 0	10	16	5	22	5	46	1.00	5	5	5	5	5	5	5	5
	03/06/2008 1	5	5	5	5	5	5	5.00	5	5	5	5	5	5	5	5
	10/22/2008 0	5	14	5	60	5	29	0.02	5	5	5	5	5	5	5	5
	1/20/2010	5	10	5	13	5	5	0.02	10	10	100	200	100	50	100	5
MW-49	4/19/2005	1	18	1	1	5	1	0.33	5	5	25	100	25	25	25	5
	7/11/2006	1	2	1	2	1	6	0.02	10	1	10	20	10	20	10	1
	08/14/2007 0	5	6	5	51	5	5	1.00	5	5	5	5	5	5	5	5
	03/06/2008 1	5	5	5	5	5	5	5.00	5	5	5	5	5	5	5	5
	10/22/2008 0	5	6	5	24	5	14	0.02	5	5	5	5	5	5	5	5
	10/22/2008 0	5	6	5	24	5	14	0.02	5	5	5	5	5	5	5	5

Well	Date	Benzene ug/L	Toluene ug/L	Ethylbenzene ug/L	Xylenes ug/L	MTBE ug/L	Naphthalene ug/L	EDB ug/L	ETBE ug/L	TAME ug/L	TBA ug/L	Ethanol ug/L	TAA ug/L	TBF ug/L	ETBA ug/L	DIPE ug/L
MW-50	4/19/2005	1	13	1	1	5	1	0.02	5	5	25	100	25	25	25	5
	7/11/2006	1	2	1	5	1	1	0.02	10	1	10	20	10	20	10	1
	08/14/2007 0	5	8	5	5	5	24	1.00	5	5	5	5	5	5	5	5
	03/06/2008 1	5	5	5	5	5	5	5.00	5	5	5	5	5	5	5	5
	10/22/2008 0	5	22	18	171	5	262	0.02	5	5	5	5	5	5	155	5
	10/22/2008 0	5	22	18	171	5	262	0.02	5	5	5	5	5	5	155	5
MW-51	4/19/2005	1	1	1	1	5	1	0.02	5	5	25	100	25	25	25	5
	7/11/2006	1	1	1	4	1	6	0.02	10	1	10	20	13	20	10	1
	08/14/2007 0	24	52	5	14	5	5	1.00	5	5	5	5	5	5	5	5
	03/11/2008 0	5	5	5	5	5	5	5.00	5	5	5	5	5	5	5	5
	10/21/2008 1	5	5	5	5	5	5	0.02	5	5	5	5	5	5	5	5
	1/19/2010	5	5	5	10	5	5	0.02	10	10	100	200	100	50	100	5
MW-52	4/19/2005	1	1	1	1	5	1	0.02	5	5	25	100	25	25	25	5
	7/11/2006	1	2	1	3	1	2	0.02	10	1	10	20	10	20	10	1
	08/14/2007 0	12	24	5	5	15	5	0.30	5	5	5	5	5	5	5	5
	08/14/2007 0	12	24	5	5	15	5	0.30	5	5	5	5	5	5	5	5
	08/14/2007 0	12	24	5	5	15	5	0.30	5	5	5	5	5	5	5	5
	08/14/2007 0	12	24	5	5	15	5	0.30	5	5	5	5	5	5	5	5
MW-53	4/19/2005	1	1	1	1	5	1	0.73	5	5	33	100	25	25	60	5
	7/11/2006	1	29	29	193	1	42	0.02	10	1	11	20	100	20	10	1
	08/14/2007 0	8	17	5	5	5	5	1.00	5	5	5	5	5	5	5	5
	03/11/2008 0	5	5	5	5	5	5	5.00	5	5	5	5	5	5	5	5
	10/21/2008 1	5	5	5	5	5	5	0.02	5	5	5	5	5	5	5	5
	1/19/2010	6	89	26	311	5	138	0.02	10	10	100	200	100	50	100	5
MW-54	4/19/2005	970	2900	460	2200	1100	1500	2.70	50	50	250	1000	650	250	250	50
	7/11/2006	650	501	1	12	23	5	0.02	10	1	10	20	700	20	90	63
	08/14/2007 0	557	5	5	5	5	47	1.00	5	5	5	5	5	5	5	59
	03/11/2008 0	150	5	5	5	20	10	5.00	5	5	38	5	478	5	5	5
	10/21/2008 1	152	5	5	5	16	19	0.02	5	5	5	5	615	5	5	34
	1/19/2010	10	5	5	10	10	10	0.02	10	14	100	200	153	50	100	25
MW-55	4/19/2005	440	1	27	1	39	410	0.11	5	14	130	100	1400	25	82	83
	7/11/2006	130	3	18	4	190	19	0.02	10	8	10	20	610	20	10	55
	08/14/2007 0	544	12	25	5	369	46	1.00	5	15	5	5	1080	5	5	85
	03/11/2008 0	5	5	5	5	145	6	5.00	5	5	35	5	285	5	5	5
	10/21/2008 1	5	5	5	5	73	6	0.02	5	5	5	5	114	5	5	11
	1/19/2010	6	2	5	3	34	6	0.02	10	10	100	200	100	50	100	4
MW-56	4/19/2005	76	1	1	1	5	1	0.02	5	5	25	100	46	25	25	7
	7/13/2006	1	2	1	5	1.0	5	0.02	10	1	10	20	10	20	10	1
	08/14/2007 0	5	6	5	5	5.0	5	1.00	5	5	5	5	5	5	5	5
	03/11/2008 0	5	5	5	5	5.0	5	5.00	5	5	5	5	5	5	5	5
	10/21/2008 1	5	5	5	5	5.0	5	0.02	5	5	5	5	5	5	5	5
	1/19/2010	5	5	5	10	5.0	4	0.02	10	10	100	200	100	50	100	5
MW-57	4/19/2005	12000	12000	2000	8200	1000.0	2000	3.30	1000	1000	5000	20000	8200	5000	5000	1200
	7/13/2006	8900	8300	1300	4500	1300	290	0.03	100	110	100	200	5100	200	100	820
	08/14/2007 0	7570	10600	1270	5250	1010	489	0.10	5	5	5	5	5410	5	5	679
	08/14/2007 0	7570	10600	1270	5250	1010	489	0.10	5	5	5	5	5410	5	5	679
	10/21/2008 1	9390	10500	1650	6690	1210	681	0.02	5	5	5	5	9120	5	5	833
	1/19/2010	6390	6700	1180	4570	746	517	0.09	1000	1000	10000	20000	10000	5000	10000	386
	3/17/2010	4100	3440	791	2960	461	172	0.09	500	500	5000	10000	5000	2500	5000	211
MW-58	4/19/2005	5300	110	960	160	490	630	2.00	87	88	250	1000	3500	250	500	670
	7/13/2006	5800	87	480	228	490	300	0.02	100	67	120	200	5200	200	100	490
	7/13/2006	5800	87	480	228	490	300	0.02	100	67	120	200	5200	200	100	490
	03/11/2008 0	13	5	63	5	35	24	5.00	5	5	44	5	310	5	5	5
	10/21/2008 1	1890	28	161	65	452	776	0.02	5	49	245	5	104000	5	5	400
	1/19/2010	4	10	2	20	199	36	0.02	20	21	200	400	2960	100	200	226
MW-59	4/19/2005	1	1	1	1	5	1	0.25	5	5	25	100	25	25	25	5
	7/13/2006	1	2	1	4	1	6	0.02	10	1	10	20	10	20	10	1
	08/14/2007 0	12	12	5	5	5	5	1.00	5	5	5	5	5	5	5	5
	03/11/2008 0	5	5	5	5	5	5	5.00	5	5	5	5	5	5	5	5
	10/21/2008 1	5	9	5	5	5	6	0.02	5	5	5	855	5	5	5	5
	1/19/2010	5	5	5	10	5	5	0.02	10	10	100	200	100	50	100	5
MW-60	4/19/2005	1	1	1	1	5	1	0.02	1	1	10	100	10	10	10	5
	4/19/2005	1	1	1	1	5	1	0.02	1	1	10	100	10	10	10	5
	4/19/2005	5	5	5	5	5	5	0.02	5	5	10	100	10	10	10	5
	03/11/2008 0	5	5	5	5	5	5	5.00	5	5	5	5	5	5	5	5
	10/21/2008 1	5	5	5	5	5	5	0.02	5	5	5	5	5	5	5	5
	1/19/2010	5	5	5	10	5	5	0.02	10	10	100	200	100	50	100	5
MW-61	4/19/2005	1	1	1	1	5	1	0.02	5	5	25	100	10	25	25	5
	7/11/2006	1	7	2	11	1	4	0.02	10	1	10	20	10	20	10	1
	08/15/2007 0	5	5	5	5	5	5	1.00	5	5	5	5	5	5	5	5
	03/06/2008 1	5	5	5	5	5	5	5.00	5	5	5	5	102	5	5	5
	03/06/2008 1	5	5	5	5	5	5	5.00	5	5	5	5	102	5	5	5
	03/06/2008 1	5	5	5	5	5	5	5.00	5	5	5	5	102	5	5	5

Well	Date	Benzene ug/L	Toluene ug/L	Ethylbenzene ug/L	Xylenes ug/L	MTBE ug/L	Naphthalene ug/L	EDB ug/L	ETBE ug/L	TAME ug/L	TBA ug/L	Ethanol ug/L	TAA ug/L	TBF ug/L	ETBA ug/L	DIPE ug/L
MW-62	4/19/2005	1	1	1	1	5	1	0.02	5	5	25	100	10	25	25	5
	7/17/2006	1	1	1	6	1	2	0.02	10	1	10	20	10	20	10	1
	08/15/2007 0	5	5	5	5	5	5	1.00	5	5	5	5	5	5	5	5
	03/06/2008 1	5	5	5	5	5	5	5.00	5	5	5	5	162	5	5	5
	10/21/2008 1	14	5	5	5	5	13	0.02	5	5	5	5	209	5	5	5
	1/20/2010	10	5	5	10	5	5	0.02	10	10	100	200	141	50	100	5
MW-63	4/19/2005	1	1	1	1	5	1	0.02	5	5	25	100	10	25	25	5
	7/11/2006	1	4	1	5	1	6	0.02	10	1	10	20	10	20	10	1
	08/15/2007 0	5	5	5	5	5	5	1.00	5	5	5	5	5	5	5	5
	03/06/2008 1	5	5	7	23	5	13	5.00	5	5	5	5	5	5	5	5
	10/21/2008 1	6	5	5	5	5	8	0.02	5	5	5	5	5	5	5	5
	1/20/2010	5	5	5	10	5	5	0.15	10	10	100	200	100	50	100	5
MW-64	4/19/2005	390	13	51	1	56	100	0.02	5	10	25	100	25	25	170	41
	7/11/2006	1600	53	330	68	180	170	0.02	100	28	100	200	2200	200	1100	130
	08/15/2007 0	9	66	34	113	5	14	1.00	5	5	5	5	5	5	5	5
	03/06/2008 1	4080	731	920	5	5	5	5.00	5	5	5	5	15200	59	192	5
	10/21/2008 1	5320	1860	1040	1300	1650	851	0.36	5	159	550	429	10500	5	5	654
	1/20/2010	3240	2020	195	1250	1060	350	0.13	20	111	1180	400	4010	100	200	783
	3/17/2010	225	16	10	84	108	21	0.13	20	20	200	400	361	100	200	39
MW-65	4/19/2005	140	31	78	88	45	600	0.02	5	5	25	100	25	25	74	14
	4/19/2005	140	31	78	88	45	600	0.02	5	5	25	100	25	25	74	14
	08/15/2007 0	48	5	21	5	9	19	1.00	5	5	5	5	344	5	5	17
	03/06/2008 1	1580	505	1500	5	26	5	5.00	5	5	59	5	3010	11	5	5
	10/21/2008 1	1630	626	1510	609	72	757	0.02	5	5	5	5	10600	5	5	94
	1/20/2010	748	530	22	274	41	29	0.02	100	137	1000	2000	2570	500	1000	36
	3/17/2010	5	5	5	3	5	4	0.02	10	10	100	200	88	50	100	5
MW-66	7/11/2006	2	8	3	13	1	8	0	10	1	10	20	14	20	10	1
	08/15/2007 0	5	5	5	5	5.0	5	1.00	5	5	5	5	5	5	5	5
	03/03/2008 1	5	9	50	60	5.0	26	5.00	5	5	5	5	5	5	5	5
	10/21/2008 0	5	9	113	24	5.0	57	0.02	5	5	5	5	5	5	5	5
	1/20/2010	5	3	28	4	5.0	53	0.02	10	10	100	200	100	50	100	5
MW-67	4/19/2005	1	1	1	1	5.0	1	0.02	5	5	25	100	25	25	25	5
	7/11/2006	1	11	3	20	1	8	0.02	10	1	10	20	10	20	10	1
	08/13/2007 0	5	5	5	5	5	5	1.00	5	5	5	5	5	5	5	5
	03/03/2008 0	5	10	5	25	5	8	5.00	5	5	5	5	5	5	5	5
	10/21/2008 0	5	5	5	5	5	15	0.02	5	5	5	5	5	5	5	5
	1/20/2010	5	5	5	10	5	5	0.02	10	10	100	200	100	50	100	5
MW-68	4/19/2005	1	1	1	1	5	1	0.02	5	5	25	100	25	25	25	5
	7/11/2006	1	11	3	18	1	6	0.02	10	1	10	20	10	20	10	1
	08/15/2007 0	5	5	5	5	5	5	1.00	5	5	5	5	5	5	5	5
	03/03/2008 1	5	5	5	12	5	7	5.00	5	5	5	5	5	5	5	5
	10/21/2008 1	165	5	5	317	5	59	0.02	5	5	5	5	327	5	222	5
	1/20/2010	5	5	5	10	5	4	0.16	10	10	100	200	178	50	100	5
MW-69	4/19/2005	1	1	1	1	5	1	0.02	5	5	25	100	25	25	25	5
	7/11/2006	1	4	1	7	1	3	0.02	10	1	10	20	10	20	10	1
	1/20/2010	5	5	5	10	5	4	0.16	10	10	100	200	178	50	100	5
	03/03/2008 1	5	5	5	17	5	7	5.00	5	5	5	5	5	5	5	5
	10/21/2008 1	5	5	5	5	5	5	0.02	5	5	5	5	5	5	5	5
	1/20/2010	5	5	5	10	5	5	0.02	10	10	100	200	100	50	100	5
MW-70	4/19/2005	1	1	1	1	5	1	0.02	5	5	25	100	25	25	25	5
	7/11/2006	1	7	2	12	1	4	0.02	10	1	10	20	10	20	10	1
	08/15/2007 0	5	5	5	5	5	5	1.00	5	5	5	5	5	5	5	5
	03/06/2008 1	5	10	16	50	5	33	5.00	5	5	5	290	5	5	5	5
	10/21/2008 0	5	5	5	5	5	7	0.02	5	5	5	5	5	5	5	5
	1/20/2010	5	5	5	10	5	5	0.02	10	10	100	200	100	50	100	5
MW-5aR	4/19/2005	27000	31000	2500	14000	1000	9900	0.19	1000	2300	5000	20000	54000	5400	13000	4100
	6/29/2006	23000	30000	2500	13600	2700	780	0.02	1000	1200	1000	2000	1000	2000	1000	3200
	08/21/2007 1	67	236	13	332	5	76	1.00	5	5	5	5	5	5	5	5
	03/03/2008 0	4750	10500	971	7290	332	522	5.00	5	5	650	5	5	280	5	5
	10/20/2008 1	11200	19000	2200	13100	554	1070	0.02	5	5	5	5	5	5	5	1010
	1/18/2010	9070	18300	944	9700	331	661	0.02	1000	1000	10000	20000	10000	5000	10000	499
	3/17/2010	3720	8860	445	5450	250	479	0.02	500	5000	5000	10000	5000	2500	5000	150
PW-1R	4/19/2005	8300	6800	1800	8100	770	290	7.60	320	1400	1100	1000	18000	250	3000	2500
	6/29/2006	2500	2700	39	1710	1300	160	0.08	100	10	1300	200	9500	200	100	360
	6/29/2006	2500	2700	39	1710	1300	160	0.08	100	10	1300	200	9500	200	100	360
	03/06/2008 1	14300	28600	2450	16200	944	766	3.40	5	5	1180	5	5	5	5	5
	10/20/2008 1	13400	31700	1890	14300	5	1230	5.70	5	5	5	76900	5	5	5	5
	1/18/2010	4	20	3	55	5	3	0.02	10	10	100	200	100	50	100	5
RW-1R	4/19/2005	1600	10	230	10	14	130	0.54	5	50	25	100	850	25	250	160
	6/29/2006	16000	25000	1700	10400	2600	710	4.50	250	25	2000	500	11000	500	510	2000
	08/21/2007 1	3450	27900	1630	15600	5	964	1.00	5	5	5	5	17300	5	5	5
	03/06/2008 1	509	591	53	720	264	83	5.00	5	5	97	5	1420	5	5	5
	1/0/1900	0	0	0	0	0	0	0.00	0	0	0	0	0	0	0	0
	1/18/2010	5	2	5	10	5	Page 6 of 7	0.02	10	10	100	200	100	50	100	5

Well	Date	Benzene ug/L	Toluene ug/L	Ethylbenzene ug/L	Xylenes ug/L	MTBE ug/L	Naphthalene ug/L	EDB ug/L	ETBE ug/L	TAME ug/L	TBA ug/L	Ethanol ug/L	TAA ug/L	TBF ug/L	ETBA ug/L	DIPE ug/L
DW-1	4/19/2005	1	1	1	1	5	1	0.02	5	5	25	100	25	25	25	5
	6/29/2006	2	3	1	9	1	22	0.02	10	1	10	20	10	20	10	1
	08/21/2007 1	5	6	5	5	5	5	1.00	5	5	5	5	5	5	5	5
	03/03/2008 0	5	5	5	5	5	5	5.00	5	5	5	5	5	5	5	5
	10/20/2008 0	5	5	5	5	5	5	0.02	5	5	5	5	5	5	5	5
	1/19/2010	5	5	5	10	5	5	0.02	10	10	100	200	100	50	100	5
DW-2	4/19/2005	1	1	1	1	5	1	0.02	5	5	25	100	25	25	25	5
	6/29/2006	27	78	16	117	3	20	0.15	10	1	10	20	10	20	10	1
	08/21/2007 1	6	17	5	10	5	5	1.00	5	5	5	5	5	5	5	5
	03/06/2008 1	5	5	5	5	5	5	5.00	5	5	5	298	5	5	5	5
	10/20/2008 0	5	5	5	5	5	5	0.02	5	5	5	357	5	5	5	5
	1/19/2010	5	5	5	11	5	5	0.02	10	10	100	200	100	50	100	5
DW-3	4/19/2005	350	360	64	220	5	230	0.06	5	17	25	100	850	75	95	5
	4/19/2005	350	360	64	220	5	230	0.06	5	17	25	100	850	75	95	5
	08/21/2007 1	8170	31000	1900	11200	62	895	1.00	5	5	5	5	6100	5	5	380
	03/06/2008 1	5	23	5	28	5	5	5.00	5	5	5	5	5	5	5	5
	10/20/2008 1	22	92	10	97	5	17	0.02	5	5	5	398	5	5	5	5
	1/18/2010	5	5	5	10	5	5	0.02	10	10	100	200	100	50	100	5
DW-4	4/19/2005	74	380	102	524	48	12	1.46	5	5	50	500	150	50	50	25
	6/29/2006	1	1	1	2	110	6	0.30	10	1	10	20	520	20	10	57
	6/29/2006	5	5	5	2	110	6	0.30	10	5	10	20	520	20	10	57
	6/29/2006	5	5	5	2	110	6	0.30	10	5	10	20	520	20	10	57
	10/20/2008 1	5	5	5	5	5	5	0.02	5	5	5	453	5	5	5	5
	10/20/2008 1	5	5	5	5	5	5	0.02	5	5	5	453	5	5	5	5
DW-5	4/19/2005	99	240	160	600	89	1	6.10	5	5	25	100	220	25	25	5
	6/29/2006	8	97	28	149	1	77	0.02	10	1	10	20	32	20	10	1
	08/21/2007 1	5	6	5	170	5	5	1.00	5	5	5	5	5	5	5	5
	03/06/2008 0	35	184	58	514	6	113	5.00	5	5	5	5	5	5	5	5
	10/20/2008 1	5	74	22	209	19	64	0.02	5	5	5	5	5	5	5	10
	1/19/2010	3950	7520	271	4340	329	317	0.55	10	41	280	200	1360	50	100	325
DW-6	4/19/2005	1	1	1	1	5	1	0.02	5	5	25	100	25	25	25	5
	7/11/2006	2	9	3	17	1	10	0.02	10	1	10	20	10	20	10	1
	08/13/2007 0	5	5	5	5	5	5	1.00	5	5	5	5	5	5	5	5
	03/06/2008 0	5	6	5	17	5	11	5.00	5	5	5	203	5	5	5	5
	10/21/2008 0	5	5	5	15	5	9	0.02	5	5	5	5	5	5	5	5
	1/20/2010	5	2	5	6	5	5	0.02	10	10	100	200	100	50	100	5
DW-7	4/19/2005	40	2	2	2	10	20	0.14	10	10	50	200	300	50	50	16
	7/13/2006	4	9	3	13	2	6	0.02	10	1	10	20	20	20	10	2
	08/14/2007 0	5	5	5	5	5	5	1.00	5	5	5	5	5	5	5	5
	03/11/2008 0	5	5	5	5	5	5	5.00	5	5	5	5	5	5	5	5
	10/21/2008 1	5	5	5	5	5	5	0.02	5	5	5	5	5	5	5	5
	1/19/2010	2	17	3	36	5	26	0.02	10	10	100	200	100	50	100	5
DW-8	4/19/2005	1	1	1	1	5	1	0.02	5	5	25	100	25	25	25	5
	7/13/2006	1	5	1	6	1	2	0.02	10	1	10	20	10	20	10	1
	08/14/2007 0	6	9	5	5	5	5	1.00	5	5	5	5	5	5	5	5
	03/11/2008 0	5	5	5	5	5	5	5.00	5	5	5	5	5	5	5	5
	10/21/2008 1	5	5	5	5	5	5	0.02	5	5	5	5	5	5	5	5
	1/19/2010	5	5	5	10	5	3	0.02	10	10	100	483	100	50	100	5
DW-9	4/19/2005	1	1	1	1	5	1	0.02	5	5	25	100	25	25	25	5
	7/13/2006	2	4	2	6	1	6	0.02	10	1	10	20	10	20	10	1
	7/13/2006	2	4	2	6	5	6	0.02	10	1	10	20	10	20	10	5
	03/11/2008 0	5	5	5	5	5	5	5.00	5	5	5	5	5	5	5	5
	10/21/2008 1	5	5	5	5	5	6	0.02	5	5	5	5	5	5	5	5
	1/19/2010	5	5	5	5	5	5	0.02	10	10	100	200	100	50	100	5
SW-1	4/19/2005	370	110	41	100	9	160	0.02	5	10	25	370	25	25	50	74
	7/13/2006	780	1000	190	710	470	52	0.02	5	31	25	2600	25	25	50	190
	08/15/2007 0	133	36.2	13.1	68.7	97.2	9.2	1.00	5	5	5	5	669	5	5	68.8
	03/11/2008 0	420	43.9	35.2	68.4	84.5	7.2	5.00	5	5	67.1	5	614	5	5	5
	10/21/2008 1	229	22.9	22.2	38.9	54.3	19.8	0.02	5	5	442	5	367	5	5	42.9
	1/19/2010	464	500	66	143	123	17.4	0.02	10	10.9	84.2	200	1180	50	100	80

Pace Analytical®
www.pacelabs.com

Pace Analytical Services, Inc.
2225 Riverside Dr.
Asheville, NC 28804
(828)254-7176

Pace Analytical Services, Inc.
9800 Kincey Ave. Suite 100
Huntersville, NC 28078
(704)875-9092

March 29, 2010

Mr. Jimmy Cooper
Ecological Resources, Inc.
P.O. Box 427
2193 Hwy 1
Elgin, SC 29045

RE: Project: CLOUDS CHEVRON
Pace Project No.: 9265533

Dear Mr. Cooper:
Enclosed are the analytical results for sample(s) received by the laboratory on March 17, 2010. The results relate only to the samples included in this report. Results reported herein conform to the most current NELAC standards, where applicable, unless otherwise narrated in the body of the report.

Inorganic Wet Chemistry and Metals analyses were performed at our Pace Asheville laboratory and Organic testing was performed at our Pace Huntersville laboratory unless otherwise footnoted. All Microbiological analyses were performed at the laboratory where the samples were received.

If you have any questions concerning this report, please feel free to contact me.

Sincerely,

Renee Spencer

Renee Spencer

renee.spencer@pacelabs.com
Project Manager

Enclosures

This report shall not be reproduced, except in full,
without the written consent of Pace Analytical Services, Inc..

ACCREDITED IN ACCORDANCE WITH nelac

Pace Analytical®
www.pacelabs.com

Pace Analytical Services, Inc.
2225 Riverside Dr.
Asheville, NC 28804
(828)254-7176

Pace Analytical Services, Inc.
9800 Kincey Ave. Suite 100
Huntersville, NC 28078
(704)875-9092

CERTIFICATIONS

Project: CLOUDS CHEVRON
Pace Project No.: 9265533

Charlotte Certification IDs
Connecticut Certification #: PH-0104
9800 Kincey Ave. - Ste 100 Huntersville, NC 28078
Kentucky UST Certification #: 84
Louisiana/LELAP Certification #: 04034
New Jersey Certification #: NC012
North Carolina Drinking Water Certification #: 37706
North Carolina Field Services Certification #: 5342
North Carolina Wastewater Certification #: 12
Pennsylvania Certification #: 68-00784
South Carolina Certification #: 990060001
South Carolina Drinking Water Cert. #: 990060003
Tennessee Certification #: 04010
Virginia Certification #: 00213
West Virginia Certification #: 357
Florida/NELAP Certification #: E87627

This report shall not be reproduced, except in full,
without the written consent of Pace Analytical Services, Inc..

ACCREDITED IN ACCORDANCE WITH nelac

Pace Analytical
www.pacelabs.com

Pace Analytical Services, Inc.
2225 Riverside Dr.
Asheville, NC 28804
(828)254-7176

Pace Analytical Services, Inc.
9800 Kincey Ave. Suite 100
Huntersville, NC 28078
(704)875-9092

SAMPLE SUMMARY

Project: CLOUDS CHEVRON
Pace Project No.: 9265533

Lab ID	Sample ID	Matrix	Date Collected	Date Received
9265533001	**MW-3**	Water	03/17/10 08:13	03/17/10 16:25
9265533002	**MW-5AR**	Water	03/17/10 09:37	03/17/10 16:25
9265533003	**MW-35**	Water	03/17/10 09:08	03/17/10 16:25
9265533004	**MW-40**	Water	03/17/10 09:21	03/17/10 16:25
9265533005	**MW-57**	Water	03/17/10 08:30	03/17/10 16:25
9265533006	**MW-64**	Water	03/17/10 09:43	03/17/10 16:25
9265533007	**MW-65**	Water	03/17/10 09:32	03/17/10 16:25

This report shall not be reproduced, except in full,
without the written consent of Pace Analytical Services, Inc..

ACCREDITED IN ACCORDANCE WITH nelac

Pace Analytical®
www.pacelabs.com

Pace Analytical Services, Inc.
2225 Riverside Dr.
Asheville, NC 28804
(828)254-7176

Pace Analytical Services, Inc.
9800 Kincey Ave. Suite 100
Huntersville, NC 28078
(704)875-9092

SAMPLE ANALYTE COUNT

Project: CLOUDS CHEVRON
Pace Project No.: 9265533

Lab ID	Sample ID	Method	Analysts	Analytes Reported
9265533001	**MW-3**	EPA 8260	DLK	22
9265533002	**MW-5AR**	EPA 8260	DLK	22
9265533003	**MW-35**	EPA 8260	DLK	22
9265533004	**MW-40**	EPA 8260	DLK	22
9265533005	**MW-57**	EPA 8260	DLK	22
9265533006	**MW-64**	EPA 8260	DLK	22
9265533007	**MW-65**	EPA 8260	DLK	22

This report shall not be reproduced, except in full,
without the written consent of Pace Analytical Services, Inc..

ACCREDITED IN ACCORDANCE WITH nelac

Pace Analytical®
www.pacelabs.com

Pace Analytical Services, Inc.
2225 Riverside Dr.
Asheville, NC 28804
(828)254-7176

Pace Analytical Services, Inc.
9800 Kincey Ave. Suite 100
Huntersville, NC 28078
(704)875-9092

ANALYTICAL RESULTS

Project: CLOUDS CHEVRON
Pace Project No.: 9265533

Sample: MW-3 **Lab ID: 9265533001** Collected: 03/17/10 08:13 Received: 03/17/10 16:25 Matrix: Water

Parameters	Results	Units	Report Limit	MDL	DF	Prepared	Analyzed	CAS No.	Qual
8260 MSV Oxygenates	Analytical Method: EPA 8260								
tert-Amyl Alcohol	ND	ug/L	1000	620	10		03/26/10 05:07	75-85-4	
tert-Amylmethyl ether	**160**	ug/L	100	45.0	10		03/26/10 05:07	994-05-8	
Benzene	**244**	ug/L	50.0	12.0	10		03/26/10 05:07	71-43-2	
3,3-Dimethyl-1-Butanol	ND	ug/L	1000	480	10		03/26/10 05:07	624-95-3	
tert-Butyl Alcohol	**448J**	ug/L	1000	270	10		03/26/10 05:07	75-65-0	
tert-Butyl Formate	ND	ug/L	500	90.0	10		03/26/10 05:07	762-75-4	
1,2-Dibromoethane (EDB)	ND	ug/L	50.0	36.0	10		03/26/10 05:07	106-93-4	
1,2-Dichloroethane	**27.9J**	ug/L	50.0	13.0	10		03/26/10 05:07	107-06-2	
Diisopropyl ether	**75.2**	ug/L	50.0	27.0	10		03/26/10 05:07	108-20-3	
Ethanol	ND	ug/L	2000	1700	10		03/26/10 05:07	64-17-5	
Ethylbenzene	**35.1J**	ug/L	50.0	11.0	10		03/26/10 05:07	100-41-4	
Ethyl-tert-butyl ether	ND	ug/L	100	46.0	10		03/26/10 05:07	637-92-3	
Methyl-tert-butyl ether	**1540**	ug/L	50.0	20.0	10		03/26/10 05:07	1634-04-4	
Naphthalene	**91.1**	ug/L	50.0	29.0	10		03/26/10 05:07	91-20-3	
Toluene	**590**	ug/L	50.0	18.0	10		03/26/10 05:07	108-88-3	
Xylene (Total)	**1140**	ug/L	100	27.0	10		03/26/10 05:07	1330-20-7	
m&p-Xylene	**580**	ug/L	100	27.0	10		03/26/10 05:07	1330-20-7	
o-Xylene	**557**	ug/L	50.0	17.0	10		03/26/10 05:07	95-47-6	
Dibromofluoromethane (S)	99	%	70-130		10		03/26/10 05:07	1868-53-7	
Toluene-d8 (S)	102	%	70-130		10		03/26/10 05:07	2037-26-5	
4-Bromofluorobenzene (S)	97	%	70-130		10		03/26/10 05:07	460-00-4	
1,2-Dichloroethane-d4 (S)	101	%	70-130		10		03/26/10 05:07	17060-07-0	

This report shall not be reproduced, except in full,
without the written consent of Pace Analytical Services, Inc..

ACCREDITED IN ACCORDANCE WITH nelac

Pace Analytical
www.pacelabs.com

Pace Analytical Services, Inc.
2225 Riverside Dr.
Asheville, NC 28804
(828)254-7176

Pace Analytical Services, Inc.
9800 Kincey Ave. Suite 100
Huntersville, NC 28078
(704)875-9092

ANALYTICAL RESULTS

Project: CLOUDS CHEVRON
Pace Project No.: 9265533

Sample: MW-5AR **Lab ID: 9265533002** Collected: 03/17/10 09:37 Received: 03/17/10 16:25 Matrix: Water

Parameters	Results	Units	Report Limit	MDL	DF	Prepared	Analyzed	CAS No.	Qual
8260 MSV Oxygenates	Analytical Method: EPA 8260								
tert-Amyl Alcohol	ND	ug/L	5000	3100	50		03/26/10 05:26	75-85-4	
tert-Amylmethyl ether	ND	ug/L	500	225	50		03/26/10 05:26	994-05-8	
Benzene	**3720**	ug/L	250	60.0	50		03/26/10 05:26	71-43-2	
3,3-Dimethyl-1-Butanol	ND	ug/L	5000	2400	50		03/26/10 05:26	624-95-3	
tert-Butyl Alcohol	ND	ug/L	5000	1350	50		03/26/10 05:26	75-65-0	
tert-Butyl Formate	ND	ug/L	2500	450	50		03/26/10 05:26	762-75-4	
1,2-Dibromoethane (EDB)	ND	ug/L	250	180	50		03/26/10 05:26	106-93-4	
1,2-Dichloroethane	ND	ug/L	250	65.0	50		03/26/10 05:26	107-06-2	
Diisopropyl ether	**150J**	ug/L	250	135	50		03/26/10 05:26	108-20-3	
Ethanol	ND	ug/L	10000	8500	50		03/26/10 05:26	64-17-5	
Ethylbenzene	**445**	ug/L	250	55.0	50		03/26/10 05:26	100-41-4	
Ethyl-tert-butyl ether	ND	ug/L	500	230	50		03/26/10 05:26	637-92-3	
Methyl-tert-butyl ether	ND	ug/L	250	100	50		03/26/10 05:26	1634-04-4	
Naphthalene	**479**	ug/L	250	145	50		03/26/10 05:26	91-20-3	
Toluene	**8860**	ug/L	250	90.0	50		03/26/10 05:26	108-88-3	
Xylene (Total)	**5450**	ug/L	500	135	50		03/26/10 05:26	1330-20-7	
m&p-Xylene	**2920**	ug/L	500	135	50		03/26/10 05:26	1330-20-7	
o-Xylene	**2520**	ug/L	250	85.0	50		03/26/10 05:26	95-47-6	
Dibromofluoromethane (S)	100	%	70-130		50		03/26/10 05:26	1868-53-7	
Toluene-d8 (S)	102	%	70-130		50		03/26/10 05:26	2037-26-5	
4-Bromofluorobenzene (S)	101	%	70-130		50		03/26/10 05:26	460-00-4	
1,2-Dichloroethane-d4 (S)	101	%	70-130		50		03/26/10 05:26	17060-07-0	

This report shall not be reproduced, except in full,
without the written consent of Pace Analytical Services, Inc..

ACCREDITED IN ACCORDANCE WITH nelac

Pace Analytical®
www.pacelabs.com

Pace Analytical Services, Inc.
2225 Riverside Dr.
Asheville, NC 28804
(828)254-7176

Pace Analytical Services, Inc.
9800 Kincey Ave. Suite 100
Huntersville, NC 28078
(704)875-9092

ANALYTICAL RESULTS

Project: CLOUDS CHEVRON
Pace Project No.: 9265533

Sample: MW-35 **Lab ID: 9265533003** Collected: 03/17/10 09:08 Received: 03/17/10 16:25 Matrix: Water

Parameters	Results	Units	Report Limit	MDL	DF	Prepared	Analyzed	CAS No.	Qual
8260 MSV Oxygenates	Analytical Method: EPA 8260								
tert-Amyl Alcohol	ND	ug/L	100	62.0	1		03/26/10 05:44	75-85-4	
tert-Amylmethyl ether	ND	ug/L	10.0	4.5	1		03/26/10 05:44	994-05-8	
Benzene	**37.4**	ug/L	5.0	1.2	1		03/26/10 05:44	71-43-2	
3,3-Dimethyl-1-Butanol	ND	ug/L	100	48.0	1		03/26/10 05:44	624-95-3	
tert-Butyl Alcohol	ND	ug/L	100	27.0	1		03/26/10 05:44	75-65-0	
tert-Butyl Formate	ND	ug/L	50.0	9.0	1		03/26/10 05:44	762-75-4	
1,2-Dibromoethane (EDB)	ND	ug/L	5.0	3.6	1		03/26/10 05:44	106-93-4	
1,2-Dichloroethane	ND	ug/L	5.0	1.3	1		03/26/10 05:44	107-06-2	
Diisopropyl ether	ND	ug/L	5.0	2.7	1		03/26/10 05:44	108-20-3	
Ethanol	ND	ug/L	200	170	1		03/26/10 05:44	64-17-5	
Ethylbenzene	ND	ug/L	5.0	1.1	1		03/26/10 05:44	100-41-4	
Ethyl-tert-butyl ether	ND	ug/L	10.0	4.6	1		03/26/10 05:44	637-92-3	
Methyl-tert-butyl ether	ND	ug/L	5.0	2.0	1		03/26/10 05:44	1634-04-4	
Naphthalene	**35.4**	ug/L	5.0	2.9	1		03/26/10 05:44	91-20-3	
Toluene	**24.0**	ug/L	5.0	1.8	1		03/26/10 05:44	108-88-3	
Xylene (Total)	**285**	ug/L	20.0	5.4	2		03/27/10 01:35	1330-20-7	
m&p-Xylene	ND	ug/L	10.0	2.7	1		03/26/10 05:44	1330-20-7	
o-Xylene	**283**	ug/L	10.0	3.4	2		03/27/10 01:35	95-47-6	
Dibromofluoromethane (S)	102	%	70-130		1		03/26/10 05:44	1868-53-7	
Toluene-d8 (S)	102	%	70-130		1		03/26/10 05:44	2037-26-5	
4-Bromofluorobenzene (S)	99	%	70-130		1		03/26/10 05:44	460-00-4	
1,2-Dichloroethane-d4 (S)	97	%	70-130		1		03/26/10 05:44	17060-07-0	

This report shall not be reproduced, except in full,
without the written consent of Pace Analytical Services, Inc..

ACCREDITED IN ACCORDANCE WITH nelac

Pace Analytical
www.pacelabs.com

Pace Analytical Services, Inc.
2225 Riverside Dr.
Asheville, NC 28804
(828)254-7176

Pace Analytical Services, Inc.
9800 Kincey Ave. Suite 100
Huntersville, NC 28078
(704)875-9092

ANALYTICAL RESULTS

Project: CLOUDS CHEVRON
Pace Project No.: 9265533

Sample: MW-40 **Lab ID: 9265533004** Collected: 03/17/10 09:21 Received: 03/17/10 16:25 Matrix: Water

Parameters	Results	Units	Report Limit	MDL	DF	Prepared	Analyzed	CAS No.	Qual
8260 MSV Oxygenates	Analytical Method: EPA 8260								
tert-Amyl Alcohol	ND	ug/L	500	310	5		03/24/10 10:55	75-85-4	
tert-Amylmethyl ether	ND	ug/L	50.0	22.5	5		03/24/10 10:55	994-05-8	
Benzene	**7.7J**	ug/L	25.0	6.0	5		03/24/10 10:55	71-43-2	
3,3-Dimethyl-1-Butanol	ND	ug/L	500	240	5		03/24/10 10:55	624-95-3	
tert-Butyl Alcohol	ND	ug/L	500	135	5		03/24/10 10:55	75-65-0	
tert-Butyl Formate	ND	ug/L	250	45.0	5		03/24/10 10:55	762-75-4	
1,2-Dibromoethane (EDB)	ND	ug/L	25.0	18.0	5		03/24/10 10:55	106-93-4	
1,2-Dichloroethane	ND	ug/L	25.0	6.5	5		03/24/10 10:55	107-06-2	
Diisopropyl ether	ND	ug/L	25.0	13.5	5		03/24/10 10:55	108-20-3	
Ethanol	ND	ug/L	1000	850	5		03/24/10 10:55	64-17-5	
Ethylbenzene	**111**	ug/L	25.0	5.5	5		03/24/10 10:55	100-41-4	
Ethyl-tert-butyl ether	ND	ug/L	50.0	23.0	5		03/24/10 10:55	637-92-3	
Methyl-tert-butyl ether	ND	ug/L	25.0	10.0	5		03/24/10 10:55	1634-04-4	
Naphthalene	**40.6**	ug/L	25.0	14.5	5		03/24/10 10:55	91-20-3	
Toluene	**339**	ug/L	25.0	9.0	5		03/24/10 10:55	108-88-3	
Xylene (Total)	**870**	ug/L	50.0	13.5	5		03/24/10 10:55	1330-20-7	
m&p-Xylene	**605**	ug/L	50.0	13.5	5		03/24/10 10:55	1330-20-7	
o-Xylene	**265**	ug/L	25.0	8.5	5		03/24/10 10:55	95-47-6	
Dibromofluoromethane (S)	86	%	70-130		5		03/24/10 10:55	1868-53-7	
Toluene-d8 (S)	98	%	70-130		5		03/24/10 10:55	2037-26-5	
4-Bromofluorobenzene (S)	106	%	70-130		5		03/24/10 10:55	460-00-4	
1,2-Dichloroethane-d4 (S)	88	%	70-130		5		03/24/10 10:55	17060-07-0	

This report shall not be reproduced, except in full,
without the written consent of Pace Analytical Services, Inc..

ACCREDITED IN ACCORDANCE WITH nelac

Pace Analytical®
www.pacelabs.com

Pace Analytical Services, Inc.
2225 Riverside Dr.
Asheville, NC 28804
(828)254-7176

Pace Analytical Services, Inc.
9800 Kincey Ave. Suite 100
Huntersville, NC 28078
(704)875-9092

ANALYTICAL RESULTS

Project: CLOUDS CHEVRON
Pace Project No.: 9265533

Sample: MW-57 **Lab ID: 9265533005** Collected: 03/17/10 08:30 Received: 03/17/10 16:25 Matrix: Water

Parameters	Results	Units	Report Limit	MDL	DF	Prepared	Analyzed	CAS No.	Qual
8260 MSV Oxygenates	Analytical Method: EPA 8260								
tert-Amyl Alcohol	ND	ug/L	5000	3100	50		03/24/10 12:19	75-85-4	
tert-Amylmethyl ether	ND	ug/L	500	225	50		03/24/10 12:19	994-05-8	
Benzene	**4100**	ug/L	250	60.0	50		03/24/10 12:19	71-43-2	
3,3-Dimethyl-1-Butanol	ND	ug/L	5000	2400	50		03/24/10 12:19	624-95-3	
tert-Butyl Alcohol	ND	ug/L	5000	1350	50		03/24/10 12:19	75-65-0	
tert-Butyl Formate	ND	ug/L	2500	450	50		03/24/10 12:19	762-75-4	
1,2-Dibromoethane (EDB)	ND	ug/L	250	180	50		03/24/10 12:19	106-93-4	
1,2-Dichloroethane	ND	ug/L	250	65.0	50		03/24/10 12:19	107-06-2	
Diisopropyl ether	**211J**	ug/L	250	135	50		03/24/10 12:19	108-20-3	
Ethanol	ND	ug/L	10000	8500	50		03/24/10 12:19	64-17-5	
Ethylbenzene	**791**	ug/L	250	55.0	50		03/24/10 12:19	100-41-4	
Ethyl-tert-butyl ether	ND	ug/L	500	230	50		03/24/10 12:19	637-92-3	
Methyl-tert-butyl ether	**461**	ug/L	250	100	50		03/24/10 12:19	1634-04-4	
Naphthalene	**172J**	ug/L	250	145	50		03/24/10 12:19	91-20-3	
Toluene	**3440**	ug/L	250	90.0	50		03/24/10 12:19	108-88-3	
Xylene (Total)	**2960**	ug/L	500	135	50		03/24/10 12:19	1330-20-7	
m&p-Xylene	**2250**	ug/L	500	135	50		03/24/10 12:19	1330-20-7	
o-Xylene	**709**	ug/L	250	85.0	50		03/24/10 12:19	95-47-6	
Dibromofluoromethane (S)	87	%	70-130		50		03/24/10 12:19	1868-53-7	
Toluene-d8 (S)	97	%	70-130		50		03/24/10 12:19	2037-26-5	
4-Bromofluorobenzene (S)	107	%	70-130		50		03/24/10 12:19	460-00-4	
1,2-Dichloroethane-d4 (S)	91	%	70-130		50		03/24/10 12:19	17060-07-0	

This report shall not be reproduced, except in full,
without the written consent of Pace Analytical Services, Inc..

ACCREDITED IN ACCORDANCE WITH nelac

Pace Analytical®
www.pacelabs.com

Pace Analytical Services, Inc.
2225 Riverside Dr.
Asheville, NC 28804
(828)254-7176

Pace Analytical Services, Inc.
9800 Kincey Ave. Suite 100
Huntersville, NC 28078
(704)875-9092

ANALYTICAL RESULTS

Project: CLOUDS CHEVRON
Pace Project No.: 9265533

Sample: MW-64 **Lab ID: 9265533006** Collected: 03/17/10 09:43 Received: 03/17/10 16:25 Matrix: Water

Parameters	Results	Units	Report Limit	MDL	DF	Prepared	Analyzed	CAS No.	Qual
8260 MSV Oxygenates	Analytical Method: EPA 8260								
tert-Amyl Alcohol	**361**	ug/L	200	124	2		03/26/10 04:25	75-85-4	
tert-Amylmethyl ether	ND	ug/L	20.0	9.0	2		03/26/10 04:25	994-05-8	
Benzene	**225**	ug/L	10.0	2.4	2		03/26/10 04:25	71-43-2	
3,3-Dimethyl-1-Butanol	ND	ug/L	200	96.0	2		03/26/10 04:25	624-95-3	
tert-Butyl Alcohol	ND	ug/L	200	54.0	2		03/26/10 04:25	75-65-0	
tert-Butyl Formate	ND	ug/L	100	18.0	2		03/26/10 04:25	762-75-4	
1,2-Dibromoethane (EDB)	ND	ug/L	10.0	7.2	2		03/26/10 04:25	106-93-4	
1,2-Dichloroethane	ND	ug/L	10.0	2.6	2		03/26/10 04:25	107-06-2	
Diisopropyl ether	**39.4**	ug/L	10.0	5.4	2		03/26/10 04:25	108-20-3	
Ethanol	ND	ug/L	400	340	2		03/26/10 04:25	64-17-5	
Ethylbenzene	ND	ug/L	10.0	2.2	2		03/26/10 04:25	100-41-4	
Ethyl-tert-butyl ether	ND	ug/L	20.0	9.2	2		03/26/10 04:25	637-92-3	
Methyl-tert-butyl ether	**108**	ug/L	10.0	4.0	2		03/26/10 04:25	1634-04-4	
Naphthalene	**21.1**	ug/L	10.0	5.8	2		03/26/10 04:25	91-20-3	
Toluene	**16.4**	ug/L	10.0	3.6	2		03/26/10 04:25	108-88-3	
Xylene (Total)	**84.3**	ug/L	20.0	5.4	2		03/26/10 04:25	1330-20-7	
m&p-Xylene	**56.5**	ug/L	20.0	5.4	2		03/26/10 04:25	1330-20-7	
o-Xylene	**27.8**	ug/L	10.0	3.4	2		03/26/10 04:25	95-47-6	
Dibromofluoromethane (S)	101	%	70-130		2		03/26/10 04:25	1868-53-7	
Toluene-d8 (S)	101	%	70-130		2		03/26/10 04:25	2037-26-5	
4-Bromofluorobenzene (S)	100	%	70-130		2		03/26/10 04:25	460-00-4	
1,2-Dichloroethane-d4 (S)	100	%	70-130		2		03/26/10 04:25	17060-07-0	

This report shall not be reproduced, except in full,
without the written consent of Pace Analytical Services, Inc..

ACCREDITED IN ACCORDANCE WITH nelac

Pace Analytical®
www.pacelabs.com

Pace Analytical Services, Inc.
2225 Riverside Dr.
Asheville, NC 28804
(828)254-7176

Pace Analytical Services, Inc.
9800 Kincey Ave. Suite 100
Huntersville, NC 28078
(704)875-9092

ANALYTICAL RESULTS

Project: CLOUDS CHEVRON
Pace Project No.: 9265533

Sample: MW-65 **Lab ID: 9265533007** Collected: 03/17/10 09:32 Received: 03/17/10 16:25 Matrix: Water

Parameters	Results	Units	Report Limit	MDL	DF	Prepared	Analyzed	CAS No.	Qual
8260 MSV Oxygenates	Analytical Method: EPA 8260								
tert-Amyl Alcohol	**88.0J**	ug/L	100	62.0	1		03/26/10 06:02	75-85-4	
tert-Amylmethyl ether	ND	ug/L	10.0	4.5	1		03/26/10 06:02	994-05-8	
Benzene	ND	ug/L	5.0	1.2	1		03/26/10 06:02	71-43-2	
3,3-Dimethyl-1-Butanol	ND	ug/L	100	48.0	1		03/26/10 06:02	624-95-3	
tert-Butyl Alcohol	ND	ug/L	100	27.0	1		03/26/10 06:02	75-65-0	
tert-Butyl Formate	ND	ug/L	50.0	9.0	1		03/26/10 06:02	762-75-4	
1,2-Dibromoethane (EDB)	ND	ug/L	5.0	3.6	1		03/26/10 06:02	106-93-4	
1,2-Dichloroethane	ND	ug/L	5.0	1.3	1		03/26/10 06:02	107-06-2	
Diisopropyl ether	**5.0**	ug/L	5.0	2.7	1		03/26/10 06:02	108-20-3	
Ethanol	ND	ug/L	200	170	1		03/26/10 06:02	64-17-5	
Ethylbenzene	ND	ug/L	5.0	1.1	1		03/26/10 06:02	100-41-4	
Ethyl-tert-butyl ether	ND	ug/L	10.0	4.6	1		03/26/10 06:02	637-92-3	
Methyl-tert-butyl ether	**4.8J**	ug/L	5.0	2.0	1		03/26/10 06:02	1634-04-4	
Naphthalene	**3.9J**	ug/L	5.0	2.9	1		03/26/10 06:02	91-20-3	
Toluene	ND	ug/L	5.0	1.8	1		03/26/10 06:02	108-88-3	
Xylene (Total)	**2.8J**	ug/L	10.0	2.7	1		03/26/10 06:02	1330-20-7	
m&p-Xylene	ND	ug/L	10.0	2.7	1		03/26/10 06:02	1330-20-7	
o-Xylene	ND	ug/L	5.0	1.7	1		03/26/10 06:02	95-47-6	
Dibromofluoromethane (S)	101	%	70-130		1		03/26/10 06:02	1868-53-7	
Toluene-d8 (S)	100	%	70-130		1		03/26/10 06:02	2037-26-5	
4-Bromofluorobenzene (S)	99	%	70-130		1		03/26/10 06:02	460-00-4	
1,2-Dichloroethane-d4 (S)	100	%	70-130		1		03/26/10 06:02	17060-07-0	

This report shall not be reproduced, except in full,
without the written consent of Pace Analytical Services, Inc..

ACCREDITED IN ACCORDANCE WITH nelac

Pace Analytical
www.pacelabs.com

Pace Analytical Services, Inc.
2225 Riverside Dr.
Asheville, NC 28804
(828)254-7176

Pace Analytical Services, Inc.
9800 Kincey Ave. Suite 100
Huntersville, NC 28078
(704)875-9092

QUALITY CONTROL DATA

Project: CLOUDS CHEVRON
Pace Project No.: 9265533

QC Batch: MSV/10392 Analysis Method: EPA 8260
QC Batch Method: EPA 8260 Analysis Description: 8260 MSV Oxygenates SC
Associated Lab Samples: 9265533001, 9265533002, 9265533003, 9265533004, 9265533005, 9265533006, 9265533007

METHOD BLANK: 418813 Matrix: Water
Associated Lab Samples: 9265533001, 9265533002, 9265533003, 9265533004, 9265533005, 9265533006, 9265533007

Parameter	Units	Blank Result	Reporting Limit	Analyzed	Qualifiers
1,2-Dibromoethane (EDB)	ug/L	ND	5.0	03/24/10 04:29	
1,2-Dichloroethane	ug/L	ND	5.0	03/24/10 04:29	
3,3-Dimethyl-1-Butanol	ug/L	ND	100	03/24/10 04:29	
Benzene	ug/L	ND	5.0	03/24/10 04:29	
Diisopropyl ether	ug/L	ND	5.0	03/24/10 04:29	
Ethanol	ug/L	ND	200	03/24/10 04:29	
Ethyl-tert-butyl ether	ug/L	ND	10.0	03/24/10 04:29	
Ethylbenzene	ug/L	ND	5.0	03/24/10 04:29	
m&p-Xylene	ug/L	ND	10.0	03/24/10 04:29	
Methyl-tert-butyl ether	ug/L	ND	5.0	03/24/10 04:29	
Naphthalene	ug/L	ND	5.0	03/24/10 04:29	
o-Xylene	ug/L	ND	5.0	03/24/10 04:29	
tert-Amyl Alcohol	ug/L	ND	100	03/24/10 04:29	
tert-Amylmethyl ether	ug/L	ND	10.0	03/24/10 04:29	
tert-Butyl Alcohol	ug/L	ND	100	03/24/10 04:29	
tert-Butyl Formate	ug/L	ND	50.0	03/24/10 04:29	
Toluene	ug/L	ND	5.0	03/24/10 04:29	
Xylene (Total)	ug/L	ND	10.0	03/24/10 04:29	
1,2-Dichloroethane-d4 (S)	%	95	70-130	03/24/10 04:29	
4-Bromofluorobenzene (S)	%	106	70-130	03/24/10 04:29	
Dibromofluoromethane (S)	%	92	70-130	03/24/10 04:29	
Toluene-d8 (S)	%	98	70-130	03/24/10 04:29	

LABORATORY CONTROL SAMPLE: 418814

Parameter	Units	Spike Conc.	LCS Result	LCS % Rec	% Rec Limits	Qualifiers
1,2-Dibromoethane (EDB)	ug/L	50	51.6	103	70-130	
1,2-Dichloroethane	ug/L	50	40.6	81	70-130	
3,3-Dimethyl-1-Butanol	ug/L	1000	838	84	70-130	
Benzene	ug/L	50	50.0	100	70-130	
Diisopropyl ether	ug/L	50	42.7	85	70-130	
Ethanol	ug/L	2000	1080	54	70-130	L0
Ethyl-tert-butyl ether	ug/L	100	87.7	88	70-130	
Ethylbenzene	ug/L	50	51.7	103	70-130	
m&p-Xylene	ug/L	100	105	105	70-130	
Methyl-tert-butyl ether	ug/L	50	43.9	88	70-130	
Naphthalene	ug/L	50	50.5	101	70-130	
o-Xylene	ug/L	50	54.3	109	70-130	
tert-Amyl Alcohol	ug/L	1000	734	73	70-130	
tert-Amylmethyl ether	ug/L	100	100	100	70-130	
tert-Butyl Alcohol	ug/L	500	337	67	70-130	L0

This report shall not be reproduced, except in full,
without the written consent of Pace Analytical Services, Inc..

ACCREDITED IN ACCORDANCE WITH nelac

Pace Analytical
www.pacelabs.com

Pace Analytical Services, Inc.
2225 Riverside Dr.
Asheville, NC 28804
(828)254-7176

Pace Analytical Services, Inc.
9800 Kincey Ave. Suite 100
Huntersville, NC 28078
(704)875-9092

QUALITY CONTROL DATA

Project: CLOUDS CHEVRON
Pace Project No.: 9265533

LABORATORY CONTROL SAMPLE: 418814

Parameter	Units	Spike Conc.	LCS Result	LCS % Rec	% Rec Limits	Qualifiers
tert-Butyl Formate	ug/L	400	422	105	70-130	
Toluene	ug/L	50	52.0	104	70-130	
Xylene (Total)	ug/L	150	159	106	70-130	
1,2-Dichloroethane-d4 (S)	%			88	70-130	
4-Bromofluorobenzene (S)	%			108	70-130	
Dibromofluoromethane (S)	%			86	70-130	
Toluene-d8 (S)	%			96	70-130	

This report shall not be reproduced, except in full,
without the written consent of Pace Analytical Services, Inc..

ACCREDITED IN ACCORDANCE WITH nelac

Pace Analytical
www.pacelabs.com

Pace Analytical Services, Inc.
2225 Riverside Dr.
Asheville, NC 28804
(828)254-7176

Pace Analytical Services, Inc.
9800 Kincey Ave. Suite 100
Huntersville, NC 28078
(704)875-9092

QUALIFIERS

Project: CLOUDS CHEVRON
Pace Project No.: 9265533

DEFINITIONS

DF - Dilution Factor, if reported, represents the factor applied to the reported data due to changes in sample preparation, dilution of the sample aliquot, or moisture content.

ND - Not Detected at or above adjusted reporting limit.

J - Estimated concentration above the adjusted method detection limit and below the adjusted reporting limit.

MDL - Adjusted Method Detection Limit.

S - Surrogate

1,2-Diphenylhydrazine (8270 listed analyte) decomposes to Azobenzene.

Consistent with EPA guidelines, unrounded data are displayed and have been used to calculate % recovery and RPD values.

LCS(D) - Laboratory Control Sample (Duplicate)

MS(D) - Matrix Spike (Duplicate)

DUP - Sample Duplicate

RPD - Relative Percent Difference

NC - Not Calculable.

Pace Analytical is NELAP accredited. Contact your Pace PM for the current list of accredited analytes.

U - Indicates the compound was analyzed for, but not detected.

ANALYTE QUALIFIERS

L0 Analyte recovery in the laboratory control sample (LCS) was outside QC limits.

This report shall not be reproduced, except in full,
without the written consent of Pace Analytical Services, Inc..

ACCREDITED IN ACCORDANCE WITH nelac

Pace Analytical®
www.pacelabs.com

CHAIN-OF-CUSTODY / Analytical Request Document

The Chain-of-Custody is a LEGAL DOCUMENT. All relevant fields must be completed accurately.

Page: 1 of 1

Section A — Required Client Information:
Company: Ecological Resources Inc
Address: PO Box 427 Elgin SC 29045
Email To: SLotspeich@BellSouth.net
Phone: 803-438-3840 Fax:
Requested Due Date/TAT:

Section B — Required Project Information:
Report To: Jimmy Cooper
Copy To:
Purchase Order No.:
Project Name: Cloads Chevron
Project Number:

Section C — Invoice Information:
Attention:
Company Name:
Address:
Pace Quote Reference:
Pace Project Manager: Ronnie
Pace Profile #: 1435-2

REGULATORY AGENCY
☐ NPDES ☑ GROUND WATER ☐ DRINKING WATER
☑ UST ☐ RCRA ☐ OTHER

Site Location STATE: SC

Section D — Required Client Information

SAMPLE ID (A-Z, 0-9 / ,-) Sample IDs MUST BE UNIQUE

Valid Matrix Codes

MATRIX	CODE
DRINKING WATER	DW
WATER	WT / WW / P
WASTE WATER	SL
PRODUCT	OL
SOIL/SOLID	WP
OIL	AR
WIPE	OT
AIR	TS
OTHER	
TISSUE	

ITEM #	SAMPLE ID	MATRIX CODE (see valid codes to left)	SAMPLE TYPE (G=GRAB C=COMP)	COLLECTED: COMPOSITE START DATE	COMPOSITE START TIME	COMPOSITE END/GRAB DATE	COMPOSITE END/GRAB TIME	SAMPLE TEMP AT COLLECTION	# OF CONTAINERS	Preservatives: Unpreserved	H_2SO_4	HNO_3	HCl	NaOH	$Na_2S_2O_3$	Methanol	Other	Analysis Test Y/N	Requested Analysis Filtered (Y/N): BTEXMN	EDB	Oxygenates	Residual Chlorine (Y/N)	Pace Project No./ Lab I.D.
1	MW-3			3/16/2010	9:13am																		9265533
2	MW-5AR				9:37am																		DU3
3	MW-35				9:08am																		DU
4	MW-40				9:21am																		DU5
5	MW-57				8:30am																		DU6
6	MW-64				9:43am																		DU7
7	MW-65				9:32am																		
8																							
9																							
10																							
11																							
12																							

Run Lowest Possible

ADDITIONAL COMMENTS	RELINQUISHED BY / AFFILIATION	DATE	TIME	ACCEPTED BY / AFFILIATION	DATE	TIME	SAMPLE CONDITIONS: Temp in °C	Received on Ice (Y/N)	Custody Sealed Cooler (Y/N)	Samples Intact (Y/N)
	Edward LeGrand	3/16/2010	11:57am	Z Moody Pace	3-17-10	11:50				
	Z Moody	3-17-10	16:25	Winfield Pace	3/17/10	16:45	4.9	yes	no	yes

ORIGINAL

SAMPLER NAME AND SIGNATURE
PRINT Name of SAMPLER: Edward LeGrand
SIGNATURE of SAMPLER: Edward LeGrand
DATE Signed (MM/DD/YY): 3/16/2010

*Important Note: By signing this form you are accepting Pace's NET 30 day payment terms and agreeing to late charges of 1.5% per month for any invoices not paid within 30 days.

F-ALL-Q-020rev.06, 2-Feb-2007

Pace Analytical

Sample Condition Upon Receipt

Client Name: Ecological Project # 9265533

Courier: ☐ Fed Ex ☐ UPS ☐ USPS ☐ Client ☐ Commercial ☒ Pace Other_____

Custody Seal on Cooler/Box Present: ☐ yes ☐ no Seals intact: ☐ yes ☒ no

Packing Material: ☐ Bubble Wrap ☒ Bubble Bags ☐ None ☐ Other_____

Thermometer Used T060 Type of Ice: (Wet) Blue None ☒ Samples on ice, cooling process has begun

Cooler Temperature 4.9 Biological Tissue is Frozen: Yes No N/A

Temp should be above freezing to 6°C

Optional	
Proj Due Date:	N/A
Proj Name:	N/A

Date and Initials of person examining contents: mm 3/17/10

		Comments:
Chain of Custody Present:	☒Yes ☐No ☐N/A	1.
Chain of Custody Filled Out:	☒Yes ☐No ☐N/A	2.
Chain of Custody Relinquished:	☒Yes ☐No ☐N/A	3.
Sampler Name & Signature on COC:	☒Yes ☐No ☐N/A	4.
Samples Arrived within Hold Time:	☒Yes ☐No ☐N/A	5.
Short Hold Time Analysis (<72hr):	☐Yes ☒No ☐N/A	6.
Rush Turn Around Time Requested:	☐Yes ☒No ☐N/A	7.
Sufficient Volume:	☒Yes ☐No ☐N/A	8.
Correct Containers Used:	☒Yes ☐No ☐N/A	9.
-Pace Containers Used:	☒Yes ☐No ☐N/A	
Containers Intact:	☒Yes ☐No ☐N/A	10.
Filtered volume received for Dissolved tests	☐Yes ☐No ☒N/A	11.
Sample Labels match COC:	☐Yes ☒No ☐N/A	12. MW5AR bottle has time of 08:53 AM.
-Includes date/time/ID/Analysis Matrix: WT		
All containers needing preservation have been checked.	☒Yes ☐No ☐N/A	13.
All containers needing preservation are found to be in compliance with EPA recommendation.	☒Yes ☐No ☐N/A	
exceptions: VOA, coliform, TOC, O&G, WI-DRO (water)	☐Yes ☐No	Initial when completed
Samples checked for dechlorination:	☐Yes ☐No ☒N/A	14.
Headspace in VOA Vials (>6mm):	☐Yes ☒No ☐N/A	15.
Trip Blank Present:	☐Yes ☐No ☒N/A	16.
Trip Blank Custody Seals Present	☐Yes ☐No ☒N/A	
Pace Trip Blank Lot # (if purchased): N/A		

Client Notification/ Resolution:

Person Contacted: Debbie Langley Date/Time: 3/16/10 13:00 Field Data Required? Y / N / N/A

Comments/ Resolution:

Cancel EDD's per Debbie, per client

Project Manager Review: RLS Date: 3/17/10

Note: Whenever there is a discrepancy affecting North Carolina compliance samples, a copy of this form will be sent to the North Carolina DEHNR Certification Office (i.e out of hold, incorrect preservative, out of temp, incorrect containers)

D H E C

PROMOTE PROTECT PROSPER

C. Earl Hunter, Commissioner

Promoting and protecting the health of the public and the environment.

31 tech

UST DOCKET

MR JAMES L COOPER
ECOLOGICAL RESOURCES INC
PO BOX 427
ELGIN SC 29045

APR 12 2010

Re: **~~CASE~~ Report Revision Amendment Response**
UST Permit # 07584, University Mart, 2367 Taylor St., Columbia, SC
UST Permit # 07777, Clouds Chevron, 1600 Two Notch Rd., Columbia, SC
UST Permit # 12352, Clouds Chevron, 1600 Two Notch Rd., Columbia, SC
IBF-29751-4/25/06-EMW
CASE Report Revision Amendment received March 31, 2010
Richland County

Dear Mr. Cooper:

The Underground Storage Tank (UST) Management Division of the South Carolina Department of Health and Environmental Control has reviewed the referenced Corrective Action System Evaluation (CASE) Report Revision Amendment submitted by Ecological Resources, Inc. Based on the March 17, 2010 resampling of monitoring wells MW-3, 5AR, 35, 40, 57, 64, and 65, the concentrations of chemicals of concern have decreased and a reduction of 84.28% has been achieved.

The next CASE Report is due June 1, 2010.

On all correspondence and reports regarding these sites, please reference UST Permit # 07584, 07777, and 12352. If you have questions concerning this correspondence, feel free to contact me by telephone at (803) 896-6676, by fax at (803) 896-6245, or fulmersb@dhec.sc.gov.

Sincerely,

Susan B. Fulmer

Susan B. Fulmer, P.G., Hydrogeologist
Corrective Action Section
UST Management Division
Bureau of Land and Waste Management

cc: Technical Files (07584, 07777, 12352)

D H E C
PROMOTE PROTECT PROSPER

C. Earl Hunter, Commissioner

Promoting and protecting the health of the public and the environment.

GILBERT WALKER
COLUMBIA HOUSING AUTHORITY
PO BOX 4307
COLUMBIA SC29204

APR 12 2010

Re: **CASE Report Revision Amendment Review**
UST Permit # 07584, University Mart, 2367 Taylor St., Columbia, SC
Release 1 reported January 30, 1991; Release 2 Reported April 17, 1998
UST Permit # 07777, Clouds Chevron, 1600 Two Notch Rd., Columbia, SC
Release reported December 31, 1991
UST Permit # 12352, Clouds Chevron, 1600 Two Notch Rd., Columbia, SC
Release reported December 30, 1991
CASE Report Revision Amendment Received March 31, 2010
Richland County

Dear Mr. Walker:

As you may be aware, petroleum products have been identified in the soil and groundwater at the referenced facilities. To prevent the release from becoming an unacceptable risk, Ecological Resources, Inc. (formerly Palmetto Environmental Group, Inc.) has been retained to initiate corrective action of the impacted soil and groundwater using vacuum extraction, air sparging and soil vapor extraction, and chemical oxidation followed by natural attenuation. Ecological Resources, Inc. is required to send you copies of the Corrective Action System Evaluation (CASE) Reports.

Ecological Resources, Inc. recently submitted a CASE Report Revision Amendment documenting the March 17, 2010 resampling of monitoring wells MW-3, 5AR, 35, 40, 57, 64, and 65. Based on the results, the concentrations of chemicals of concern have decreased and a reduction of 84.28% has been achieved. Please contact me if you have not received the CASE report.

If you have any questions, please contact me by phone at (803) 896-6676, by fax at (803) 896-6245, or by email at fulmersb@dhec.sc.gov.

Sincerely,

Susan B. Fulmer, P.G., Hydrogeologist
Corrective Action Section
UST Management Division
Bureau of Land and Waste Management

cc: Technical File

D H E C

PROMOTE PROTECT PROSPER

C. Earl Hunter, Commissioner

Promoting and protecting the health of the public and the environment.

CHANG MOON SUENG
2358 TAYLOR ST
COLUMBIA SC 29204

APR 12 2010

Re: **CASE Report Revision Amendment Review**
UST Permit # 07584, University Mart, 2367 Taylor St., Columbia, SC
Release 1 reported January 30, 1991; Release 2 Reported April 17, 1998
UST Permit # 07777, Clouds Chevron, 1600 Two Notch Rd., Columbia, SC
Release reported December 31, 1991
UST Permit # 12352, Clouds Chevron, 1600 Two Notch Rd., Columbia, SC
Release reported December 30, 1991
CASE Report Revision Amendment Received March 31, 2010
Richland County

Dear Mr. Sueng:

As you may be aware, petroleum products have been identified in the soil and groundwater at the referenced facilities. To prevent the release from becoming an unacceptable risk, Ecological Resources, Inc. (formerly Palmetto Environmental Group, Inc.) has been retained to initiate corrective action of the impacted soil and groundwater using vacuum extraction, air sparging and soil vapor extraction, and chemical oxidation followed by natural attenuation. Ecological Resources, Inc. is required to send you copies of the Corrective Action System Evaluation (CASE) Reports.

Ecological Resources, Inc. recently submitted a CASE Report Revision Amendment documenting the March 17, 2010 resampling of monitoring wells MW-3, 5AR, 35, 40, 57, 64, and 65. Based on the results, the concentrations of chemicals of concern have decreased and a reduction of 84.28% has been achieved. Please contact me if you have not received the CASE report.

If you have any questions, please contact me by phone at (803) 896-6676, by fax at (803) 896-6245, or by email at fulmersb@dhec.sc.gov.

Sincerely,

Susan B. Fulmer

Susan B. Fulmer, P.G., Hydrogeologist
Corrective Action Section
UST Management Division
Bureau of Land and Waste Management

cc: Technical File

D H E C
PROMOTE PROTECT PROSPER

C. Earl Hunter, Commissioner

Promoting and protecting the health of the public and the environment.

MR JOE SUDDETH
302 BIDDLE RD
COLUMBIA SC 29212

APR 12 2010

Re: **CASE Report Revision Amendment Review**
UST Permit # 07584, University Mart, 2367 Taylor St., Columbia, SC
Release 1 reported January 30, 1991; Release 2 Reported April 17, 1998
UST Permit # 07777, Clouds Chevron, 1600 Two Notch Rd., Columbia, SC
Release reported December 31, 1991
UST Permit # 12352, Clouds Chevron, 1600 Two Notch Rd., Columbia, SC
Release reported December 30, 1991
CASE Report Revision Amendment Received March 31, 2010
Richland County

Dear Mr. Suddeth:

As you may be aware, petroleum products have been identified in the soil and groundwater at the referenced facilities. To prevent the release from becoming an unacceptable risk, Ecological Resources, Inc. (formerly Palmetto Environmental Group, Inc.) has been retained to initiate corrective action of the impacted soil and groundwater using vacuum extraction, air sparging and soil vapor extraction, and chemical oxidation followed by natural attenuation. Ecological Resources, Inc. is required to send you copies of the Corrective Action System Evaluation (CASE) Reports.

Ecological Resources, Inc. recently submitted a CASE Report Revision Amendment documenting the March 17, 2010 resampling of monitoring wells MW-3, 5AR, 35, 40, 57, 64, and 65. Based on the results, the concentrations of chemicals of concern have decreased and a reduction of 84.28% has been achieved. Please contact me if you have not received the CASE report.

If you have any questions, please contact me by phone at (803) 896-6676, by fax at (803) 896-6245, or by email at fulmersb@dhec.sc.gov.

Sincerely,

Susan B. Fulmer, P.G., Hydrogeologist
Corrective Action Section
UST Management Division
Bureau of Land and Waste Management

cc: Technical File

D H E C

PROMOTE PROTECT PROSPER

C. Earl Hunter, Commissioner

Promoting and protecting the health of the public and the environment.

MS LINDA WARREN
1527 LYON ST
COLUMBIA SC 29204

APR 12 2010

Re: **CASE Report Revision Amendment Review**
UST Permit # 07584, University Mart, 2367 Taylor St., Columbia, SC
Release 1 reported January 30, 1991; Release 2 Reported April 17, 1998
UST Permit # 07777, Clouds Chevron, 1600 Two Notch Rd., Columbia, SC
Release reported December 31, 1991
UST Permit # 12352, Clouds Chevron, 1600 Two Notch Rd., Columbia, SC
Release reported December 30, 1991
CASE Report Revision Amendment Received March 31, 2010
Richland County

Dear Ms. Warren:

As you may be aware, petroleum products have been identified in the soil and groundwater at the referenced facilities. To prevent the release from becoming an unacceptable risk, Ecological Resources, Inc. (formerly Palmetto Environmental Group, Inc.) has been retained to initiate corrective action of the impacted soil and groundwater using vacuum extraction, air sparging and soil vapor extraction, and chemical oxidation followed by natural attenuation. Ecological Resources, Inc. is required to send you copies of the Corrective Action System Evaluation (CASE) Reports.

Ecological Resources, Inc. recently submitted a CASE Report Revision Amendment documenting the March 17, 2010 resampling of monitoring wells MW-3, 5AR, 35, 40, 57, 64, and 65. Based on the results, the concentrations of chemicals of concern have decreased and a reduction of 84.28% has been achieved. Please contact me if you have not received the CASE report.

If you have any questions, please contact me by phone at (803) 896-6676, by fax at (803) 896-6245, or by email at fulmersb@dhec.sc.gov.

Sincerely,

Susan B. Fulmer, P.G., Hydrogeologist
Corrective Action Section
UST Management Division
Bureau of Land and Waste Management

cc: Technical File

D H E C

PROMOTE PROTECT PROSPER

C. Earl Hunter, Commissioner

Promoting and protecting the health of the public and the environment.

MRS WALLACE SCOTT
76 WHITEFORD WAY
LEXINGTON SC 29072

APR 12 2010

Re: **CASE Report Revision Amendment Review**
UST Permit # 07584, University Mart, 2367 Taylor St., Columbia, SC
Release 1 reported January 30, 1991; Release 2 Reported April 17, 1998
UST Permit # 07777, Clouds Chevron, 1600 Two Notch Rd., Columbia, SC
Release reported December 31, 1991
UST Permit # 12352, Clouds Chevron, 1600 Two Notch Rd., Columbia, SC
Release reported December 30, 1991
CASE Report Revision Amendment Received March 31, 2010
Richland County

Dear Mrs. Scott:

As you may be aware, petroleum products have been identified in the soil and groundwater at the referenced facilities. To prevent the release from becoming an unacceptable risk, Ecological Resources, Inc. (formerly Palmetto Environmental Group, Inc.) has been retained to initiate corrective action of the impacted soil and groundwater using vacuum extraction, air sparging and soil vapor extraction, and chemical oxidation followed by natural attenuation. Ecological Resources, Inc. is required to send you copies of the Corrective Action System Evaluation (CASE) Reports.

Ecological Resources, Inc. recently submitted a CASE Report Revision Amendment documenting the March 17, 2010 resampling of monitoring wells MW-3, 5AR, 35, 40, 57, 64, and 65. Based on the results, the concentrations of chemicals of concern have decreased and a reduction of 84.28% has been achieved. Please contact me if you have not received the CASE report.

If you have any questions, please contact me by phone at (803) 896-6676, by fax at (803) 896-6245, or by email at fulmersb@dhec.sc.gov.

Sincerely,

Susan B. Fulmer

Susan B. Fulmer, P.G., Hydrogeologist
Corrective Action Section
UST Management Division
Bureau of Land and Waste Management

cc: Technical File

D H E C

PROMOTE PROTECT PROSPER

C. Earl Hunter, Commissioner

Promoting and protecting the health of the public and the environment.

MR SOLOMON ADDICO
ASSISTANT VICE PRESIDENT FOR BUSINESS & FINANCE
BENEDICT COLLEGE
1600 HARDEN STREET
COLUMBIA SC 29204

APR 12 2010

Re: **CASE Report Revision Amendment Review**
UST Permit # 07584, University Mart, 2367 Taylor St., Columbia, SC
Release 1 reported January 30, 1991; Release 2 Reported April 17, 1998
UST Permit # 07777, Clouds Chevron, 1600 Two Notch Rd., Columbia, SC
Release reported December 31, 1991
UST Permit # 12352, Clouds Chevron, 1600 Two Notch Rd., Columbia, SC
Release reported December 30, 1991
CASE Report Revision Amendment Received March 31, 2010
Richland County

Dear Mr. Addico:

As you may be aware, petroleum products have been identified in the soil and groundwater at the referenced facilities. To prevent the release from becoming an unacceptable risk, Ecological Resources, Inc. (formerly Palmetto Environmental Group, Inc.) has been retained to initiate corrective action of the impacted soil and groundwater using vacuum extraction, air sparging and soil vapor extraction, and chemical oxidation followed by natural attenuation. Ecological Resources, Inc. is required to send you copies of the Corrective Action System Evaluation (CASE) Reports.

Ecological Resources, Inc. recently submitted a CASE Report Revision Amendment documenting the March 17, 2010 resampling of monitoring wells MW-3, 5AR, 35, 40, 57, 64, and 65. Based on the results, the concentrations of chemicals of concern have decreased and a reduction of 84.28% has been achieved. Please contact me if you have not received the CASE report.

If you have any questions, please contact me by phone at (803) 896-6676, by fax at (803) 896-6245, or by email at fulmersb@dhec.sc.gov.

Sincerely,

Susan B. Fulmer

Susan B. Fulmer, P.G., Hydrogeologist
Corrective Action Section
UST Management Division
Bureau of Land and Waste Management

cc: Technical File

D H E C

PROMOTE PROTECT PROSPER

C. Earl Hunter, Commissioner

Promoting and protecting the health of the public and the environment.

MR MAHESH PATEL
FAST POINT FOOD STORES
2811 REIDVILLE RD STE 11
SPARTANBURG SC 29301-3227

APR 12 2010

Re: **CASE Report Revision Amendment Review**
UST Permit # 07584, University Mart, 2367 Taylor St., Columbia, SC
Release 1 reported January 30, 1991; Release 2 Reported April 17, 1998
UST Permit # 07777, Clouds Chevron, 1600 Two Notch Rd., Columbia, SC
Release reported December 31, 1991
UST Permit # 12352, Clouds Chevron, 1600 Two Notch Rd., Columbia, SC
Release reported December 30, 1991
CASE Report Revision Amendment Received March 31, 2010
Richland County

Dear Mr. Patel:

As you may be aware, petroleum products have been identified in the soil and groundwater at the referenced facilities. To prevent the release from becoming an unacceptable risk, Ecological Resources, Inc. (formerly Palmetto Environmental Group, Inc.) has been retained to initiate corrective action of the impacted soil and groundwater using vacuum extraction, air sparging and soil vapor extraction, and chemical oxidation followed by natural attenuation. Ecological Resources, Inc. is required to send you copies of the Corrective Action System Evaluation (CASE) Reports.

Ecological Resources, Inc. recently submitted a CASE Report Revision Amendment documenting the March 17, 2010 resampling of monitoring wells MW-3, 5AR, 35, 40, 57, 64, and 65. Based on the results, the concentrations of chemicals of concern have decreased and a reduction of 84.28% has been achieved. Please contact me if you have not received the CASE report.

If you have any questions, please contact me by phone at (803) 896-6676, by fax at (803) 896-6245, or by email at fulmersb@dhec.sc.gov.

Sincerely,

Susan B. Fulmer, P.G., Hydrogeologist
Corrective Action Section
UST Management Division
Bureau of Land and Waste Management

cc: Technical File

D H E C

PROMOTE PROTECT PROSPER

C. Earl Hunter, Commissioner

Promoting and protecting the health of the public and the environment.

MS BETTE GORDON BATEMAN
C/O JESSE REESE
PO BOX 1026
COLUMBIA SC 29201

APR 12 2010

Re: **CASE Report Revision Amendment Review**
UST Permit # 07584, University Mart, 2367 Taylor St., Columbia, SC
Release 1 reported January 30, 1991; Release 2 Reported April 17, 1998
UST Permit # 07777, Clouds Chevron, 1600 Two Notch Rd., Columbia, SC
Release reported December 31, 1991
UST Permit # 12352, Clouds Chevron, 1600 Two Notch Rd., Columbia, SC
Release reported December 30, 1991
CASE Report Revision Amendment Received March 31, 2010
Richland County

Dear Ms. Bateman:

As you may be aware, petroleum products have been identified in the soil and groundwater at the referenced facilities. To prevent the release from becoming an unacceptable risk, Ecological Resources, Inc. (formerly Palmetto Environmental Group, Inc.) has been retained to initiate corrective action of the impacted soil and groundwater using vacuum extraction, air sparging and soil vapor extraction, and chemical oxidation followed by natural attenuation. Ecological Resources, Inc. is required to send you copies of the Corrective Action System Evaluation (CASE) Reports.

Ecological Resources, Inc. recently submitted a CASE Report Revision Amendment documenting the March 17, 2010 resampling of monitoring wells MW-3, 5AR, 35, 40, 57, 64, and 65. Based on the results, the concentrations of chemicals of concern have decreased and a reduction of 84.28% has been achieved. Please contact me if you have not received the CASE report.

If you have any questions, please contact me by phone at (803) 896-6676, by fax at (803) 896-6245, or by email at fulmersb@dhec.sc.gov.

Sincerely,

Susan B. Fulmer

Susan B. Fulmer, P.G., Hydrogeologist
Corrective Action Section
UST Management Division
Bureau of Land and Waste Management

cc: Technical File

D H E C

PROMOTE PROTECT PROSPER

C. Earl Hunter, Commissioner

Promoting and protecting the health of the public and the environment.

MR RICHARD FAY
2020 CHARLOTTE PLAZA
CHARLOTTE NC 28244-2020

APR 12 2010

Re: **CASE Report Revision Amendment Review**
UST Permit # 07584, University Mart, 2367 Taylor St., Columbia, SC
Release 1 reported January 30, 1991; Release 2 Reported April 17, 1998
UST Permit # 07777, Clouds Chevron, 1600 Two Notch Rd., Columbia, SC
Release reported December 31, 1991
UST Permit # 12352, Clouds Chevron, 1600 Two Notch Rd., Columbia, SC
Release reported December 30, 1991
CASE Report Revision Amendment Received March 31, 2010
Richland County

Dear Mr. Fay:

As you may be aware, petroleum products have been identified in the soil and groundwater at the referenced facilities. To prevent the release from becoming an unacceptable risk, Ecological Resources, Inc. (formerly Palmetto Environmental Group, Inc.) has been retained to initiate corrective action of the impacted soil and groundwater using vacuum extraction, air sparging and soil vapor extraction, and chemical oxidation followed by natural attenuation. Ecological Resources, Inc. is required to send you copies of the Corrective Action System Evaluation (CASE) Reports.

Ecological Resources, Inc. recently submitted a CASE Report Revision Amendment documenting the March 17, 2010 resampling of monitoring wells MW-3, 5AR, 35, 40, 57, 64, and 65. Based on the results, the concentrations of chemicals of concern have decreased and a reduction of 84.28% has been achieved. Please contact me if you have not received the CASE report.

If you have any questions, please contact me by phone at (803) 896-6676, by fax at (803) 896-6245, or by email at fulmersb@dhec.sc.gov.

Sincerely,

Susan B. Fulmer

Susan B. Fulmer, P.G., Hydrogeologist
Corrective Action Section
UST Management Division
Bureau of Land and Waste Management

cc: Mr. Pete Overton, Acme Petroleum & Fuel Company, 543 Cox Rd., Ste C.,
Gastonia, SC 28054
Technical File

D H E C
PROMOTE PROTECT PROSPER

C. Earl Hunter, Commissioner

Promoting and protecting the health of the public and the environment.

MR ANDREW DIGGINS
PROVIDENCE HOSPITAL
2435 FOREST DR
COLUMBIA SC 29204

APR 12 2010

Re: **CASE Report Revision Amendment Review**
UST Permit # 07584, University Mart, 2367 Taylor St., Columbia, SC
Release 1 reported January 30, 1991; Release 2 Reported April 17, 1998
UST Permit # 07777, Clouds Chevron, 1600 Two Notch Rd., Columbia, SC
Release reported December 31, 1991
UST Permit # 12352, Clouds Chevron, 1600 Two Notch Rd., Columbia, SC
Release reported December 30, 1991
CASE Report Revision Amendment Received March 31, 2010
Richland County

Dear Mr. Diggins:

As you may be aware, petroleum products have been identified in the soil and groundwater at the referenced facilities. To prevent the release from becoming an unacceptable risk, Ecological Resources, Inc. (formerly Palmetto Environmental Group, Inc.) has been retained to initiate corrective action of the impacted soil and groundwater using vacuum extraction, air sparging and soil vapor extraction, and chemical oxidation followed by natural attenuation. Ecological Resources, Inc. is required to send you copies of the Corrective Action System Evaluation (CASE) Reports.

Ecological Resources, Inc. recently submitted a CASE Report Revision Amendment documenting the March 17, 2010 resampling of monitoring wells MW-3, 5AR, 35, 40, 57, 64, and 65. Based on the results, the concentrations of chemicals of concern have decreased and a reduction of 84.28% has been achieved. Please contact me if you have not received the CASE report.

If you have any questions, please contact me by phone at (803) 896-6676, by fax at (803) 896-6245, or by email at fulmersb@dhec.sc.gov.

Sincerely,

Susan B. Fulmer

Susan B. Fulmer, P.G., Hydrogeologist
Corrective Action Section
UST Management Division
Bureau of Land and Waste Management

cc: Tom Pollard, Esq., Nexen Pruet Law Firm, PO Drawer 2426, Columbia, SC 29202
Technical File

D H E C

PROMOTE PROTECT PROSPER

C. Earl Hunter, Commissioner

Promoting and protecting the health of the public and the environment.

SYLVAN FOOD SYSTEMS INC
1245 BOSTON AVE
WEST COLUMBIA SC 29170

APR 12 2010

Re: **CASE Report Revision Amendment Review**
UST Permit # 07584, University Mart, 2367 Taylor St., Columbia, SC
Release 1 reported January 30, 1991; Release 2 Reported April 17, 1998
UST Permit # 07777, Clouds Chevron, 1600 Two Notch Rd., Columbia, SC
Release reported December 31, 1991
UST Permit # 12352, Clouds Chevron, 1600 Two Notch Rd., Columbia, SC
Release reported December 30, 1991
CASE Report Revision Amendment Received March 31, 2010
Richland County

Dear Sir or Madam:

As you may be aware, petroleum products have been identified in the soil and groundwater at the referenced facilities. To prevent the release from becoming an unacceptable risk, Ecological Resources, Inc. (formerly Palmetto Environmental Group, Inc.) has been retained to initiate corrective action of the impacted soil and groundwater using vacuum extraction, air sparging and soil vapor extraction, and chemical oxidation followed by natural attenuation. Ecological Resources, Inc. is required to send you copies of the Corrective Action System Evaluation (CASE) Reports.

Ecological Resources, Inc. recently submitted a CASE Report Revision Amendment documenting the March 17, 2010 resampling of monitoring wells MW-3, 5AR, 35, 40, 57, 64, and 65. Based on the results, the concentrations of chemicals of concern have decreased and a reduction of 84.28% has been achieved. Please contact me if you have not received the CASE report.

If you have any questions, please contact me by phone at (803) 896-6676, by fax at (803) 896-6245, or by email at fulmersb@dhec.sc.gov.

Sincerely,

Susan B. Fulmer, P.G., Hydrogeologist
Corrective Action Section
UST Management Division
Bureau of Land and Waste Management

cc: Kentucky Fried Chicken, 2349 Taylors St., Columbia, SC 29204
Technical File

D H E C

PROMOTE PROTECT PROSPER

C. Earl Hunter, Commissioner

Promoting and protecting the health of the public and the environment.

WL BOYD III
455 ALEXANDER CIR
COLUMBIA SC 29206

APR 12 2010

Re: **CASE Report Revision Amendment Review**
UST Permit # 07584, University Mart, 2367 Taylor St., Columbia, SC
Release 1 reported January 30, 1991; Release 2 Reported April 17, 1998
UST Permit # 07777, Clouds Chevron, 1600 Two Notch Rd., Columbia, SC
Release reported December 31, 1991
UST Permit # 12352, Clouds Chevron, 1600 Two Notch Rd., Columbia, SC
Release reported December 30, 1991
CASE Report Revision Amendment Received March 31, 2010
Richland County

Dear Mr. Boyd:

As you may be aware, petroleum products have been identified in the soil and groundwater at the referenced facilities. To prevent the release from becoming an unacceptable risk, Ecological Resources, Inc. (formerly Palmetto Environmental Group, Inc.) has been retained to initiate corrective action of the impacted soil and groundwater using vacuum extraction, air sparging and soil vapor extraction, and chemical oxidation followed by natural attenuation. Ecological Resources, Inc. is required to send you copies of the Corrective Action System Evaluation (CASE) Reports.

Ecological Resources, Inc. recently submitted a CASE Report Revision Amendment documenting the March 17, 2010 resampling of monitoring wells MW-3, 5AR, 35, 40, 57, 64, and 65. Based on the results, the concentrations of chemicals of concern have decreased and a reduction of 84.28% has been achieved. Please contact me if you have not received the CASE report.

If you have any questions, please contact me by phone at (803) 896-6676, by fax at (803) 896-6245, or by email at fulmersb@dhec.sc.gov.

Sincerely,

Susan B. Fulmer

Susan B. Fulmer, P.G., Hydrogeologist
Corrective Action Section
UST Management Division
Bureau of Land and Waste Management

cc: Mr. Pope D. Johnson III, McCutchen, Blanton, Johnson & Barnette LLP, PO Drawer 11209, Columbia SC 29211-1209
Technical File

D H E C

PROMOTE PROTECT PROSPER

C. Earl Hunter, Commissioner

Promoting and protecting the health of the public and the environment.

32tech
UST
DOCKET

MR JAMES L COOPER
ECOLOGICAL RESOURCES INC
PO BOX 427
ELGIN SC 29045

MAY 13 2010

Re: **MW Installation Report Review**
UST Permit # 07584, University Mart, 2367 Taylor St., Columbia, SC
UST Permit # ~~07777~~, Clouds Chevron, 1600 Two Notch Rd., Columbia, SC
UST Permit # 12352, Clouds Chevron, 1600 Two Notch Rd., Columbia, SC
Monitoring Well Installation Report received May 7, 2010
Richland County

Dear Mr. Cooper:

The Underground Storage Tank (UST) Management Division of the South Carolina Department of Health and Environmental Control recently directed the replacement of MW-9 associated with the University Mart and Cloud's Chevron releases. Please find enclosed a copy of the report documenting the monitoring well replacement activities.

On all correspondence and reports regarding these sites, please reference UST Permit # 07584, 07777, and 12352. If you have questions concerning this correspondence, feel free to contact me by telephone at (803) 896-6676, by fax at (803) 896-6245, or fulmersb@dhec.sc.gov.

Sincerely,

Susan B. Fulmer

Susan B. Fulmer, P.G., Hydrogeologist
Corrective Action Section
UST Management Division
Bureau of Land and Waste Management

Enc: MW Installation Report

cc: Technical Files 07584, 07777, 12352 (w/o enc)

International Fidelity Insurance Company
3800 Arco Corporate Drive - Suite 325
Charlotte, NC 28273
(704) 588-0251
(704) 588-1159 Fax

UST
MAY 28 2010
PROGRAM

IFIC
Suretyship since 1904

GENERAL FORM STATUS INQUIRY

Date: 05/26/2010
Bond # MAIFSU-0394044

Susan Fulmer
Hydrogeologist, UST Program
South Carolina Department of Health & Environmental Control
2600 Bull Street
Columbia, SC 29201-1708

33tech
UST
DOCKET

PRINCIPAL: Palmetto Environmental Group, Inc.
P.O. Box 427
Elgin, SC 29045

DESCRIPTION OF CONTRACT: Corrective Action at Site #07584 per Purchase Order No. 632354

OBLIGEE: S.C. Department of Health & Environmental Control

CONTRACT PRICE:$619,500.00 BOND AMT:$309,750.00 EFF.DATE: 05/30/2006

Without prejudicing your right or affecting our liability under our bond described above, we would appreciate such of the following information as is now available.

Very truly yours,
Roxanne Grace, Underwriter Assistant
INTERNATIONAL FIDELTIY INSURANCE COMPANY

Stamped addressed envelope enclosed for reply

1. **IF CONTRACT COMPLETED, PLEASE STATE:**
   Approximate date of completion of work (or final delivery):_____

   Approximate acceptance date: _____

   Final Contract Price $_____

2. **IF CONTRACT UNCOMPLETED, PLEASE STATE:**
   Please state approximate percentage or dollar amount of contract completed thus far: 60%

3. **Do you know of any unpaid bills for labor or materials?** (check) ✓ NO _____ YES
   (if yes, please explain in 4 below)

4. **Remarks**: (if any)

Printed Name Susan Fulmer

Signature Susan B. Fulmer

Date 5/28/10

Title Hydrogeologist

Please return this inquiry to address or fax listed above, Thank you!

IFIC
Suretyship
since 1904

GENERAL FORM STATUS INQUIRY

Date: 09/02/2010
Bond # MAIFSU-0394044

Susan Fulmer
Hydrogeologist, UST Program
South Carolina Department of Health &
Environmental Control
2600 Bull Street
Columbia, SC 29201-1708

PRINCIPAL: Palmetto Environmental Group, Inc.
P.O. Box 427
Elgin, SC 29045

DESCRIPTION OF CONTRACT: Corrective Action at Site #07584 per Purchase Order No. 632354

OBLIGEE: S.C. Department of Health & Environmental Control

CONTRACT PRICE:$619,500.00 BOND AMT:$309,750.00 EFF.DATE: 05/30/2006

Without prejudicing your right or affecting our liability under our bond described above, we would appreciate such of the following information as is now available.

Very truly yours,
Roxanne Grace, Underwriter Assistant
INTERNATIONAL FIDELTIY INSURANCE COMPANY

Stamped addressed envelope enclosed for reply

1. **IF CONTRACT COMPLETED, PLEASE STATE:**
   Approximate date of completion of work (or final delivery):_____
   Approximate acceptance date: _____
   Final Contract Price $_____

2. **IF CONTRACT UNCOMPLETED, PLEASE STATE:**
   Please state approximate percentage or dollar amount of contract completed thus far: 60%

3. **Do you know of any unpaid bills for labor or materials?** (check) ✓ NO ____ YES
   (if yes, please explain in 4 below)

4. **Remarks**: (if any)
   Monitoring report was due 6/1/10 and has not been received to date

Printed Name Susan Fulmer
Signature Susan Fulmer
Title Hydrogeologist
Date 9/7/10

UST DOCKET 54TH

Please return this inquiry to address or fax listed above, Thank you!

Ecological Resources, Inc.
P. O. Box 427, Elgin, SC 29045

UST
SEP 15 2010
PROGRAM

UST
DOCKET

September 13, 2010

Susan Fulmer
Corrective Action Section
Underground Storage Tank Program
SCDHEC
2600 Bull St.
Columbia, SC 29201

RE: ~~CASE Report, Cloud's~~ Chevron/University Mart/Handy Pantry #65, UST Permits #07777/12352/07584, Columbia, SC CoC Reduction Tables

Dear ~~Ms. Fulmer~~:

As you are aware, the laboratory report limits for certain parameters concerning this project are greater than the SSTL's because of dilutions that have to be performed to protect the instrumentation. This prevents us from achieving technical completion of the project.

Enclosed are two CoC Reduction Calculation Sheets as you requested. The first table uses the laboratory report limits for parameters reported as ND (Not Detected). The calculation performed in this manner results in an 83.82% reduction. The second table substitutes the SSTL for parameters reported as ND. The calculation performed in this manner results in a 90.52% reduction.

Please look them over and talk to Lee about it and I look forward to hearing from you soon. In the interim, Dean and I will be working on the rest of the report.

Please call if there are questions or you require additional information.

Sincerely,

James L. Cooper
Senior Biologist/Project Manager

(803) 438-3890 Voice/Fax
Slotsky@Bellsouth.net

Calculation w/ Detection Limit

Clouds Chevron CoC Mass Reduction Calculations

Well		Benzene	Toluene	Ethylbenzene	Xylene	MTBE	Naphthalene	EDB	ETBE	TAME	TBA	Ethanol	TAA	TBF	ETBA	DIPE	Initial>SSTL	Subsequent>SSTL
MW-2	Initial 11/16/2005	5900	11000	1800	12000	3200	570	39	130	130	630	2500	2800	630	630	250		
	SSTL	-77	-11000	-1800	-12000	-1256	-91	-6.5	-130	-130	-630	-2500	-1900	-630	-630	-250		
	Initial>SSTL	5823	0	0	0	1944	479	32.5	0	0	0	0	900	0	0	0	9178.5	
8/12/2010	Subsequent	5	5	5	56	164	11	0	10	10	100	200	178	50	100	22		
	Subsequent>SSTL	0	0	0	0	0	0	0	0	0	0	0	0	0	0	0		0
		Benzene	Toluene	Ethylbenzene	Xylene	MTBE	Naphthalene	EDB	ETBE	TAME	TBA	Ethanol	TAA	TBF	ETBA	DIPE		
MW-3	Initial 11/16/2005	15000	27000	3500	19000	37000	1500	230	250	540	1300	5000	12000	1300	1300	1100		
	SSTL	-111	-27000	-3500	-19000	-1976	-108	-12	-250	-540	-1300	-5000	-2499	-1300	-1300	-1100		
	Initial>SSTL	14889	0	0	0	35024	1392	218	0	0	0	0	9501	0	0	0	61024	
8/12/2010	Subsequent	50	50	50	39	1300	50	3	100	100	1000	2000	1000	500	1000	50		
	Subsequent>SSTL	0	0	0	0	0	0	0	0	0	0	0	0	0	0	0		0
		Benzene	Toluene	Ethylbenzene	Xylene	MTBE	Naphthalene	EDB	ETBE	TAME	TBA	Ethanol	TAA	TBF	ETBA	DIPE		
MW-5	Initial 11/16/2005	100	3600	2300	8300	100	710	0.84	500	500	2500	10000	2500	2500	2500	500		
	SSTL	-87	-3600	-2300	-8300	-100	-96	-0.84	-500	-500	-2500	-10000	-2082	-2500	-2500	-500		
	Initial>SSTL	13	0	0	0	0	614	0	0	0	0	0	418	0	0	0	1045	
3/3/2008	Subsequent	50	50	50	31	946	50	0	100	100	1000	2000	1000	500	1000	50		
	Subsequent>SSTL	0	0	0	0	846	0	0	0	0	0	0	0	0	0	0		846
		Benzene	Toluene	Ethylbenzene	Xylene	MTBE	Naphthalene	EDB	ETBE	TAME	TBA	Ethanol	TAA	TBF	ETBA	DIPE		
MW-6	Initial 11/16/2005	13	1	1	60	1	5	0.02	5	5	25	100	25	25	25	5		
	SSTL	-13	-1	-1	-60	-1	-5	-0.02	-5	-5	-25	-100	-25	-25	-25	-5		
	Initial>SSTL	0	0	0	0	0	0	0	0	0	0	0	0	0	0	0	0	
8/12/2010	Subsequent	5	5	5	10	23	5	0	10	10	100	200	100	50	100	5		
	Subsequent>SSTL	0	4	4	0	22.1	0	0	5	5	75	100	75	25	75	0		390.1
		Benzene	Toluene	Ethylbenzene	Xylene	MTBE	Naphthalene	EDB	ETBE	TAME	TBA	Ethanol	TAA	TBF	ETBA	DIPE		
MW-9	Initial 11/16/2005	3100	9800	2100	11000	10	1000	0.15	50	50	250	1000	250	250	250	71		
	SSTL	-35	-7134	-2100	-11000	-10	-68	-0.15	-50	-50	-250	-1000	-250	-250	-250	-71		
	Initial>SSTL	3065	2666	0	0	0	932	0	0	0	0	0	0	0	0	0	6663	
8/11/2010	Subsequent	33	171	18	743	5	106	0	10	10	100	200	100	50	100	5		
	Subsequent>SSTL	0	0	0	0	0	38	0	0	0	0	0	0	0	0	0		38
		Benzene	Toluene	Ethylbenzene	Xylene	MTBE	Naphthalene	EDB	ETBE	TAME	TBA	Ethanol	TAA	TBF	ETBA	DIPE		
MW-10	Initial 11/16/2005	12000	17000	2700	13000	540	990	0.23	130	230	630	2500	630	630	630	1700		
	SSTL	-24	-17000	-2700	-13000	-294	-53	-0.23	-130	-230	-630	-2500	-630	-630	-630	-1700		
	Initial>SSTL	11976	0	0	0	246	937	0	0	0	0	0	0	0	0	0	13159	
8/11/2010	Subsequent	289	1930	141	2220	50	180	0	100	100	1000	2000	1000	500	1000	50		
	Subsequent>SSTL	265	0	0	0	0	127	0	0	0	370	0	370	0	370	0		1502
		Benzene	Toluene	Ethylbenzene	Xylene	MTBE	Naphthalene	EDB	ETBE	TAME	TBA	Ethanol	TAA	TBF	ETBA	DIPE		
MW-11	Initial 11/16/2005	25	230	25	25	25	130	0.02	130	130	630	2500	630	630	630	130		
	SSTL	-25	-230	-25	-25	-25	-70	-0.02	-130	-130	-630	-2500	-630	-630	-630	-130		
	Initial>SSTL	0	0	0	0	0	60	0	0	0	0	0	0	0	0	0	60	
8/11/2010	Subsequent	5	5	5	10	5	6	0	10	10	100	200	100	50	100	5		
	Subsequent>SSTL	0	0	0	0	0	0	0	0	0	0	0	0	0	0	0		0
		Benzene	Toluene	Ethylbenzene	Xylene	MTBE	Naphthalene	EDB	ETBE	TAME	TBA	Ethanol	TAA	TBF	ETBA	DIPE		
MW-12	Initial 11/16/2005	25	230	25	25	25	130	0.02	5	5	25	100	25	25	25	5		
	SSTL	-9	-230	-25	-25	-25	-33	-0.02	-5	-5	-25	-100	-25	-25	-25	-5		
	Initial>SSTL	16	0	0	0	0	97	0	0	0	0	0	0	0	0	0	113	
8/11/2010	Subsequent	95	10	33	9	5	18	0	10	10	100	200	150	50	100	10		
	Subsequent>SSTL	85.5	0	7.7	0	0	0	0	5	5	75	100	125	25	75	4.5		507.7
		Benzene	Toluene	Ethylbenzene	Xylene	MTBE	Naphthalene	EDB	ETBE	TAME	TBA	Ethanol	TAA	TBF	ETBA	DIPE		
MW-15	Initial 11/16/2005	210	520	230	720	1	190	0.02	5	5	25	100	25	25	330	5.4		
	SSTL	-16	-520	-230	-720	-1	-45	-0.02	-5	-5	-25	-100	-25	-25	-330	-5.4		
	Initial>SSTL	194	0	0	0	0	145	0	0	0	0	0	0	0	0	0	339	
8/11/2010	Subsequent	26	82	159	456	10	174	0	20	20	200	400	143	100	200	10		
	Subsequent>SSTL	10.1	0	0	0	9	129	0	15	15	175	300	118	75	0	4.6		850.7
		Benzene	Toluene	Ethylbenzene	Xylene	MTBE	Naphthalene	EDB	ETBE	TAME	TBA	Ethanol	TAA	TBF	ETBA	DIPE		
MW-17	Initial 11/16/2005	3500	28000	3600	20000	200	1800	0.02	1000	1000	5000	20000	5000	5000	5000	1000		
	SSTL	-32	-6631	-3600	-20000	-200	-66	-0.02	-1000	-263	-5000	-20000	-773	-5000	-5000	-1000		
	~~Initial>SSTL~~	~~3468~~	~~21369~~	~~0~~	~~0~~	~~0~~	~~1734~~	~~0~~	~~0~~	~~737~~	~~0~~	~~0~~	~~4227~~	~~0~~	~~0~~	~~0~~	~~31636~~	
8/11/2010	Subsequent	27	904	179	5860	50	991	0	100	100	1000	2000	1000	500	1000	50		
	Subsequent>SSTL	0	0	0	0	0	925	0	0	0	0	0	227	0	0	0		1152
		Benzene	Toluene	Ethylbenzene	Xylene	MTBE	Naphthalene	EDB	ETBE	TAME	TBA	Ethanol	TAA	TBF	ETBA	DIPE		
MW-18	Initial 11/16/2005	18000	37000	3200	17000	6400	1300	1.6	1000	1000	5000	20000	5000	5000	5000	2800		
	SSTL	-40	-19326	-3200	-17000	-4260	-348	-1.6	-1000	-1000	-5000	-20000	-938	-5000	-5000	-2800		
	Initial>SSTL	17960	17674	0	0	2140	952	0	0	0	0	0	4062	0	0	0	42788	
8/11/2010	Subsequent	1150	2990	116	10300	991	684	2	100	189	433	2000	6530	500	1000	576		
	Subsequent>SSTL	1110	0	0	0	0	336	0.8	0	0	0	0	5592	0	0	0		7038.8
		Benzene	Toluene	Ethylbenzene	Xylene	MTBE	Naphthalene	EDB	ETBE	TAME	TBA	Ethanol	TAA	TBF	ETBA	DIPE		
MW-19	Initial 11/16/2005	23900	48000	3600	20000	4200	1300	1.7	1000	1000	5000	20000	5000	5000	5000	2300		
	SSTL	-54	-11081	-3600	-20000	-4200	-86	-1.7	-1000	-320	-5000	-20000	-1065	-5000	-5000	-2300		
	Initial>SSTL	22946	36919	0	0	0	1214	0	0	680	0	0	3935	0	0	0	65694	
8/12/2010	Subsequent	485	2650	245	7760	194	970	2	200	200	2000	4000	1490	1000	2000	100		
	Subsequent>SSTL	431	0	0	0	0	884	0.3	0	0	0	0	425	0	0	0		1740.3

Calculation w/ Detection Limit

		Benzene	Toluene	Ethylbenzene	Xylene	MTBE	Naphthalene	EDB	ETBE	TAME	TBA	Ethanol	TAA	TBF	ETBA	DIPE		
MW-20	Initial 11/16/2005	19000	36000	3200	18000	7200	1400	0.02	1000	1000	5000	20000	5000	5000	5000	2800		
	SSTL	-83	-17249	-3200	-18000	-7200	-108	-0.02	-1000	-381	-5000	-20000	-1403	-5000	-5000	-2800		
	Initial>SSTL	18917	18751	0	0	0	1292	0	0	619	0	0	3597	0	0	0	43176	
8/16/2010	Subsequent	412	2930	728	8820	89	817	0	200	200	2000	4000	2850	1000	2000	100		
	Subsequent>SSTL	329	0	0	0	0	709	0.048	0	0	0	0	1447	0	0	0		2485.048
		Benzene	Toluene	Ethylbenzene	Xylene	MTBE	Naphthalene	EDB	ETBE	TAME	TBA	Ethanol	TAA	TBF	ETBA	DIPE		
MW-22	Initial 11/16/2005	24000	39000	5000	27000	780	4600	0.02	1000	1000	5000	20000	5000	5000	5000	1900		
	SSTL	-90	-18572	-5000	-27000	-780	-112	-0.02	-1000	-392	-5000	-20000	-1469	-5000	-5000	-1900		
	Initial>SSTL	23910	20428	0	0	0	4488	0	0	608	0	0	3531	0	0	0	52965	
8/16/2010	Subsequent	582	5710	1010	12800	250	326	0	500	500	5000	10000	5000	2500	5000	250		
	Subsequent>SSTL	492	0	0	0	0	214	0	0	108	0	0	3531	0	0	0		4345
		Benzene	Toluene	Ethylbenzene	Xylene	MTBE	Naphthalene	EDB	ETBE	TAME	TBA	Ethanol	TAA	TBF	ETBA	DIPE		
MW-23	Initial 11/16/2005	8100	19000	1800	9700	1600	1000	1.3	56	1000	25	100	25	25	5000	1000		
	SSTL	-72	-14880	-1800	-9700	-1600	-100	-1.3	-56	-359	-25	-100	-25	-25	-5000	-1000		
	Initial>SSTL	8028	4120	0	0	0	900	0	0	641	0	0	0	0	0	0	13689	
8/12/2010	Subsequent	546	1030	31	1790	268	259	0	10	57	100	200	2450	50	100	177		
	Subsequent>SSTL	474	0	0	0	0	159	0	0	0	75	100	2425	25	0	0		3258
		Benzene	Toluene	Ethylbenzene	Xylene	MTBE	Naphthalene	EDB	ETBE	TAME	TBA	Ethanol	TAA	TBF	ETBA	DIPE		
MW-24	Initial 11/16/2005	1340	1520	98	1730	610	66.5	26.3	1	60	10	100	4890	10	1150	449		
	SSTL	-54	-1520	-98	-1730	-610	-66.5	-8	-1	-60	-10	-100	-1065	-10	-1150	-449		
	Initial>SSTL	1286	0	0	0	0	0	18.3	0	0	0	0	3825	0	0	0	5129.3	
8/12/2010	Subsequent	22	21	9	36	8	6	0.02	10	10	100	200	73	50	100.00	3		
	Subsequent>SSTL	0	0	0	0	0	0	0	9	0	90	100	0	40	0	0		239
		Benzene	Toluene	Ethylbenzene	Xylene	MTBE	Naphthalene	EDB	ETBE	TAME	TBA	Ethanol	TAA	TBF	ETBA	DIPE		
MW-25	Initial 11/16/2005	1600	6200	850	4400	17	260	0.02	5	5	25	100	25	25	25	110		
	SSTL	-104	-6200	-850	-4400	-17	-121	-0.02	-5	-5	-25	-100	-25	-25	-25	-110		
	Initial>SSTL	1496	0	0	0	0	139	0	0	0	0	0	0	0	0	0	1635	
8/16/2010	Subsequent	70	3730	1700	11700	13	1080	0	25	25	250	500	1120	125	250	13		
	Subsequent>SSTL	0	0	850	7300	0	959	0	20	20	225	400	1095	100	225	0		11194
		Benzene	Toluene	Ethylbenzene	Xylene	MTBE	Naphthalene	EDB	ETBE	TAME	TBA	Ethanol	TAA	TBF	ETBA	DIPE		
MW-31	Initial 11/16/2005	20	53	21	260	1	51	0.02	5	5	25	100	25	25	120	5		
	SSTL	-20	-53	-21	-260	-1	-51	-0.02	-5	-5	-25	-100	-25	-25	-120	-5		
	Initial>SSTL	0	0	0	0	0	0	0	0	0	0	0	0	0	0	0	0	
8/11/2010	Subsequent	5	5	3	10	5	5	0	10	10	100	200	100	50	100	5		
	Subsequent>SSTL	0	0	0	0	4	0	0	5	5	75	100	75	25	0	0		289
		Benzene	Toluene	Ethylbenzene	Xylene	MTBE	Naphthalene	EDB	ETBE	TAME	TBA	Ethanol	TAA	TBF	ETBA	DIPE		
MW-32	Initial 11/16/2005	400	14000	520	18000	5	170	0.088	25	25	130	500	130	130	5000	25		
	SSTL	-71	-14000	-520	-18000	-5	-170	-0.088	-25	-25	-130	-500	-130	-130	-5000	-25		
	Initial>SSTL	329	0	0	0	0	0	0	0	0	0	0	0	0	0	0	329	
8/11/2010	Subsequent	5	5	1	6	5	5	0	10	10	100	200	100	50	100	5		
	Subsequent>SSTL	0	0	0	0	0	0	0	0	0	0	0	0	0	0	0		0
		Benzene	Toluene	Ethylbenzene	Xylene	MTBE	Naphthalene	EDB	ETBE	TAME	TBA	Ethanol	TAA	TBF	ETBA	DIPE		
MW-33	Initial 11/16/2005	410	1600	290	1400	50	100	0.02	5	5	25	500	130	25	500	120		
	SSTL	-53	-1600	-290	-1400	-50	-100	-0.02	-5	-5	-25	-500	-130	-25	-500	-120		
	Initial>SSTL	357	0	0	0	0	0	0	0	0	0	0	0	0	0	0	357	
8/11/2010	Subsequent	3	5	5	3	5	5	0	10	10	100	200	100	50	100	5		
	Subsequent>SSTL	0	0	0	0	0	0	0	5	5	75	0	0	25	0	0		110
		Benzene	Toluene	Ethylbenzene	Xylene	MTBE	Naphthalene	EDB	ETBE	TAME	TBA	Ethanol	TAA	TBF	ETBA	DIPE		
MW-34	Initial 11/16/2005	250	870	180	1700	10	360	0.16	50	50	250	1000	5300	250	2800	50		
	SSTL	-35	-870	-180	-1700	-10	-301	-0.16	-50	-50	-250	-1000	-870	-250	-2800	-50		
	Initial>SSTL	215	0	0	0	0	59	0	0	0	0	0	4430	0	0	0	4704	
8/11/2010	Subsequent	5	5	5	10	5	5	0	10	10	100	200	100	50	100	5		
	Subsequent>SSTL	0	0	0	0	0	0	0	0	0	0	0	0	0	0	0		0
		Benzene	Toluene	Ethylbenzene	Xylene	MTBE	Naphthalene	EDB	ETBE	TAME	TBA	Ethanol	TAA	TBF	ETBA	DIPE		
MW-35	Initial 11/16/2005	12000	22000	3200	15000	1300	1200	3.2	5	1000	5000	100	25	25	5000	1300		
	SSTL	-56	-22000	-3200	-15000	-1300	-542	-3.2	-5	-1000	-5000	-100	-25	-25	-5000	-1300		
	Initial>SSTL	11944	0	0	0	0	658	0	0	0	0	0	0	0	0	0	12602	
8/11/2010	Subsequent	28	185	63	386	5	58	0	10	10	100	200	100	50	100	5		
	~~Subsequent>SSTL~~	~~0~~	~~0~~	~~0~~	~~0~~	~~0~~	~~0~~	~~0~~	~~5~~	~~0~~	~~0~~	~~100~~	~~75~~	~~25~~	~~0~~	~~0~~		~~205~~
		Benzene	Toluene	Ethylbenzene	Xylene	MTBE	Naphthalene	EDB	ETBE	TAME	TBA	Ethanol	TAA	TBF	ETBA	DIPE		
MW-36	Initial 11/16/2005	140	310	320	1400	1	120	0.02	5	5	25	100	500	25	500	5		
	SSTL	-85	-310	-320	-1400	-1	-120	-0.02	-5	-5	-25	-100	-500	-25	-500	-5		
	Initial>SSTL	55	0	0	0	0	0	0	0	0	0	0	0	0	0	0	55	
8/11/2010	Subsequent	5	5	5	10	5	5	0	10	10	100	200	100	50	100	5		
	Subsequent>SSTL	0	0	0	0	4	0	0	5	5	75	100	0	25	0	0		214
		Benzene	Toluene	Ethylbenzene	Xylene	MTBE	Naphthalene	EDB	ETBE	TAME	TBA	Ethanol	TAA	TBF	ETBA	DIPE		
MW-37	Initial 11/16/2005	360	360	44	170	160	15	0.097	5	12	25	100	330	25	45	52		
	SSTL	-90	-360	-44	-170	-160	-15	-0.097	-5	-12	-25	-100	-330	-25	-45	-52		
	Initial>SSTL	270	0	0	0	0	0	0	0	0	0	0	0	0	0	0	270	
8/16/2010	Subsequent	5	2	5	18	5	4	0	10	10	100	200	100	50	100	5		
	Subsequent>SSTL	0	0	0	0	0	0	0	5	0	75	100	0	25	55	0		260

		Benzene	Toluene	Ethylbenzene	Xylene	MTBE	Naphthalene	EDB	ETBE	TAME	TBA	Ethanol	TAA	TBF	ETBA	DIPE		
MW-39	Initial 11/16/2005	3100	17000	2600	13000	25	830	0.29	130	130	630	2500	630	630	630	130		
	SSTL	-90	-17000	-2600	-13000	-25	-830	-0.29	-130	-130	-630	-2500	-630	-630	-630	-130		
	Initial>SSTL	3010	0	0	0	0	0	0	0	0	0	0	0	0	0	0	3010	
8/16/2010	Subsequent	5	20	16	93	5	15	0	10	10	100	200	100	50	100	5		
	Subsequent>SSTL	0	0	0	0	0	0	0	0	0	0	0	0	0	0	0		0
		Benzene	Toluene	Ethylbenzene	Xylene	MTBE	Naphthalene	EDB	ETBE	TAME	TBA	Ethanol	TAA	TBF	ETBA	DIPE		
MW-40	Initial 11/16/2005	840	740	690	1900	1	500	0.22	5	5	25	100	25	25	1500	25		
	SSTL	-113	-740	-690	-1900	-1	-500	-0.22	-5	-5	-25	-100	-25	-25	-1500	-25		
	Initial>SSTL	727	0	0	0	0	0	0	0	0	0	0	0	0	0	0	727	
8/16/2010	Subsequent	5	5	5	10	5	5	0	10	10	100	200	100	50	100	5		
	Subsequent>SSTL	0	0	0	0	4	0	0	5	5	75	100	75	25	0	0		289
		Benzene	Toluene	Ethylbenzene	Xylene	MTBE	Naphthalene	EDB	ETBE	TAME	TBA	Ethanol	TAA	TBF	ETBA	DIPE		
MW-41	Initial 11/16/2005	1	1	1	1	1	5	0.02	5	5	25	100	25	25	25	5		
	SSTL	-1	-1	-1	-1	-1	-5	-0.02	-5	-5	-25	-100	-25	-25	-25	-5		
	Initial>SSTL	0	0	0	0	0	0	0	0	0	0	0	0	0	0	0	0	
8/16/2010	Subsequent	168	75	200	162	11	161	0	10	10	100	200	319	50	100	12		
	Subsequent>SSTL	167	73.5	199	161	9.5	156	0	5	5	75	100	294	25	75	7.2		1352.2
		Benzene	Toluene	Ethylbenzene	Xylene	MTBE	Naphthalene	EDB	ETBE	TAME	TBA	Ethanol	TAA	TBF	ETBA	DIPE		
MW-42	Initial 11/16/2005	1	1	1	1	1	5.4	0.02	5	5	25	100	25	25	25	5		
	SSTL	-1	-1	-1	-1	-1	-5.4	-0.02	-5	-5	-25	-100	-25	-25	-25	-5		
	Initial>SSTL	0	0	0	0	0	0	0	0	0	0	0	0	0	0	0	0	
8/16/2010	Subsequent	5	5	17	39	5	21	0	10	10	100	200	100	50	100	5		
	Subsequent>SSTL	4	4	15.6	38.2	4	16	0	5	5	75	100	75	25	75	0		441.8
		Benzene	Toluene	Ethylbenzene	Xylene	MTBE	Naphthalene	EDB	ETBE	TAME	TBA	Ethanol	TAA	TBF	ETBA	DIPE		
MW-47	Initial 11/16/2005	1	14	1	1	1	5	2.4	5	5	25	100	25	25	25	5		
	SSTL	-1	-14	-1	-1	-1	-5	-1	-5	-5	-25	-100	-25	-25	-25	-5		
	Initial>SSTL	0	0	0	0	0	0	1.4	0	0	0	0	0	0	0	0	1.4	
8/11/2010	Subsequent	5	5	5	10	5	5	0	10	10	100	200	100	50	100	5		
	Subsequent>SSTL	4	0	4	9	4	0	0	5	5	75	100	75	25	75	0		381
		Benzene	Toluene	Ethylbenzene	Xylene	MTBE	Naphthalene	EDB	ETBE	TAME	TBA	Ethanol	TAA	TBF	ETBA	DIPE		
MW-54	Initial 11/16/2005	970	2900	460	2200	1500	1100	2.7	50	50	250	1000	650	250	250	50		
	SSTL	-7	-1337	-460	-2200	-83	-29	-2.7	-50	-50	-250	-1000	-650	-250	-250	-50		
	Initial>SSTL	963	1563	0	0	1417	1071	0	0	0	0	0	0	0	0	0	5014	
8/17/2010	Subsequent	5	2	5	10	7	5	5	10	10	100	200	100	50	100	11		
	Subsequent>SSTL	0	0	0	0	0	0	2.3	0	0	0	0	0	0	0	0		2.3
		Benzene	Toluene	Ethylbenzene	Xylene	MTBE	Naphthalene	EDB	ETBE	TAME	TBA	Ethanol	TAA	TBF	ETBA	DIPE		
MW-55	Initial 11/16/2005	440	1	27	1	410	39	0.11	5	14	130	100	1400	25	82	83		
	SSTL	-11	-1	-27	-1	-103	-36	-0.05	-5	-14	-130	-100	-423	-25	-82	-83		
	Initial>SSTL	429	0	0	0	307	3	0.06	0	0	0	0	977	0	0	0	1716.06	
8/11/2010	Subsequent	88	5	26	10	191	25	0	10	10	100	200	574	50	100	18		
	Subsequent>SSTL	77	4	0	9	88	0	0	5	0	0	100	151	25	18	0		477
		Benzene	Toluene	Ethylbenzene	Xylene	MTBE	Naphthalene	EDB	ETBE	TAME	TBA	Ethanol	TAA	TBF	ETBA	DIPE		
MW-57	Initial 11/16/2005	12000	12000	2000	8200	2000	1000	3.3	1000	1000	5000	20000	8200	5000	5000	1200		
	SSTL	-6	-1944	-969	-8200	-54	-28	-0.05	-1000	-165	-1908	-20000	-287	-5000	-5000	-290		
	Initial>SSTL	11994	10056	1031	0	1946	972	3.25	0	835	3092	0	7913	0	0	910	38752.25	
8/11/2010	Subsequent	5	5	5	4	5	4	0	10	10	100	200	100	50	100	5		
	Subsequent>SSTL	0	0	0	0	0	0	0	0	0	0	0	0	0	0	0		0
		Benzene	Toluene	Ethylbenzene	Xylene	MTBE	Naphthalene	EDB	ETBE	TAME	TBA	Ethanol	TAA	TBF	ETBA	DIPE		
MW-58	Initial 11/16/2005	5300	110	960	160	630	490	2	87	88	250	1000	3500	250	500	670		
	SSTL	-6	-110	-918	-160	-51	-27	-0.05	-87	-88	-250	-1000	-279	-250	-500	-260		
	Initial>SSTL	5294	0	42	0	579	463	1.95	0	0	0	0	3221	0	0	410	10010.95	
8/11/2010	Subsequent	5	5	2	10	76	5	0.02	10	7	112	200	1170	50	100	52		
	Subsequent>SSTL	0	0	0	0	25.4	0	0	0	0	0	0	891	0	0	0		916.4
		Benzene	Toluene	Ethylbenzene	Xylene	MTBE	Naphthalene	EDB	ETBE	TAME	TBA	Ethanol	TAA	TBF	ETBA	DIPE		
MW-64	Initial 11/16/2005	390	13	51	1	100	56	0.02	5	10	25	100	25	25	170	41		
	SSTL	-345	-13	-51	-1	-100	-56	-0.02	-5	-10	-25	-100	-25	-25	-170	-41		
	Initial>SSTL	45	0	0	0	0	0	0	0	0	0	0	0	0	0	0	45	
8/16/2010	Subsequent	1410	1130	228	724	195	185	0.16	200	200	2000	4000	3110	1000	2000	87		
	~~Subsequent>SSTL~~	~~1065~~	~~1117~~	~~177~~	~~723~~	~~95~~	~~129~~	~~0.14~~	~~195~~	~~190~~	~~1975~~	~~3900~~	~~3085~~	~~975~~	~~1830~~	~~46.3~~		~~15502.44~~
		Benzene	Toluene	Ethylbenzene	Xylene	MTBE	Naphthalene	EDB	ETBE	TAME	TBA	Ethanol	TAA	TBF	ETBA	DIPE		
MW-65	Initial 11/16/2005	140	31	78	88	6	45	0.02	5	5	25	100	25	25	74	14		
	SSTL	-140	-31	-78	-88	-6	-45	-0.02	-5	-5	-25	-100	-25	-25	-74	-14		
	Initial>SSTL	0	0	0	0	0	0	0	0	0	0	0	0	0	0	0	0	
8/16/2010	Subsequent	420	398	234	262	16	168	0	50	50	500	1000	648	250	500	21		
	Subsequent>SSTL	280	367	156	174	10.4	123	0	45	45	475	900	623	225	426	7.3		3856.7
		Benzene	Toluene	Ethylbenzene	Xylene	MTBE	Naphthalene	EDB	ETBE	TAME	TBA	Ethanol	TAA	TBF	ETBA	DIPE		
MW-66	Initial 11/16/2005	1	1	1	27	1	8.6	0.02	5	5	25	100	25	25	25	5		
	SSTL	-1	-1	-1	-27	-1	-8.6	-0.02	-5	-5	-25	-100	-25	-25	-25	-5		
	Initial>SSTL	0	0	0	0	0	0	0	0	0	0	0	0	0	0	0	0	
8/16/2010	Subsequent	5	5	5	10	5	5	0	10	10	100	200	100	50	100	5		
	Subsequent>SSTL	4	4	4	0	4	0	0	5	5	75	100	75	25	75	0		376

		Benzene	Toluene	Ethylbenzene	Xylene	MTBE	Naphthalene	EDB	ETBE	TAME	TBA	Ethanol	TAA	TBF	ETBA	DIPE		
MW-5aR	Initial 11/16/2005	27000	31000	2500	14000	9900	1000	0.19	1000	2300	5000	20000	54000	5400	13000	4100		
	SSTL	-83	-17249	-2500	-14000	-9900	-108	-0.19	-1000	-381	-5000	-20000	-1403	-5400	-13000	-4100		
	Initial>SSTL	26917	13751	0	0	0	892	0	0	1919	0	0	52597	0	0	0	96076	
8/16/2010	Subsequent	2120	6600	716	6060	500	466	0	1000	1000	10000	20000	10000	5000	10000	500		
	Subsequent>SSTL	2037	0	0	0	0	358	0	0	619	5000	0	8597	0	0	0		16611
		Benzene	Toluene	Ethylbenzene	Xylene	MTBE	Naphthalene	EDB	ETBE	TAME	TBA	Ethanol	TAA	TBF	ETBA	DIPE		
PW-1R	Initial 11/16/2005	8300	6800	1800	8100	290	770	7.6	320	1400	1100	1000	18000	250	3000	2500		
	SSTL	-58	-6800	-1800	-8100	-290	-89	-6	-320	-330	-1100	-1000	-1114	-250	-3000	-2500		
	Initial>SSTL	8242	0	0	0	0	681	1.6	0	1070	0	0	16886	0	0	0	26880.6	
1/18/2010	Subsequent	4	20	3	55	5	3	0	10	10	100	200	100	50	100	5		
	Subsequent>SSTL	0	0	0	0	0	0	0	0	0	0	0	0	0	0	0		0
		Benzene	Toluene	Ethylbenzene	Xylene	MTBE	Naphthalene	EDB	ETBE	TAME	TBA	Ethanol	TAA	TBF	ETBA	DIPE		
RW-1R	Initial 11/16/2005	1600	10	230	10	130	14	0.54	5	50	25	100	850	25	250	160		
	SSTL	-54	-10	-230	-10	-130	-14	-0.54	-5	-50	-25	-100	-850	-25	-250	-160		
	Initial>SSTL	1546	0	0	0	0	0	0	0	0	0	0	0	0	0	0	1546	
1/18/2010	Subsequent	5	2	5	10	5	5	0	10	10	100	200	100	50	100	5		
	Subsequent>SSTL	0	0	0	0	0	0	0	5	0	75	100	0	25	0	0		205
		Benzene	Toluene	Ethylbenzene	Xylene	MTBE	Naphthalene	EDB	ETBE	TAME	TBA	Ethanol	TAA	TBF	ETBA	DIPE		
DW-3	Initial 11/16/2005	350	360	64	220	230	5	0.06	5	17	25	100	850	75	95	5		
	SSTL	-45	-360	-64	-220	-230	-5	-0.06	-5	-17	-25	-100	-850	-75	-95	-5		
	Initial>SSTL	305	0	0	0	0	0	0	0	0	0	0	0	0	0	0	305	
8/12/2010	Subsequent	1810	3870	451	2440	211	178	0	10	35	190	200	3820	50	100	118		
	Subsequent>SSTL	1765	3510	387	2220	0	173	0.16	5	17.8	165	100	2970	0	5	113		11430.96
		Benzene	Toluene	Ethylbenzene	Xylene	MTBE	Naphthalene	EDB	ETBE	TAME	TBA	Ethanol	TAA	TBF	ETBA	DIPE		
DW-4	Initial 11/16/2005	74	380	102	524	11.5	48	1.46	5	5	50	500	150	50	50	25		
	SSTL	-48	-380	-102	-524	-11.5	-48	-1.46	-5	-5	-50	-500	-150	-50	-50	-25		
	Initial>SSTL	26	0	0	0	0	0	0	0	0	0	0	0	0	0	0	26	
8/12/2010	Subsequent	5	5	5	10	5	5	0	10	10	100	200	100	50	100	5		
	Subsequent>SSTL	0	0	0	0	0	0	0	5	5	50	0	0	0	50	0		110
		Benzene	Toluene	Ethylbenzene	Xylene	MTBE	Naphthalene	EDB	ETBE	TAME	TBA	Ethanol	TAA	TBF	ETBA	DIPE		
DW-7	Initial 11/16/2005	40	2	2	2	20	10	0.14	10	10	50	200	300	50	50	16		
	SSTL	-7	-2	-2	-2	-20	-10	-0.14	-10	-10	-50	-200	-300	-50	-50	-16		
	Initial>SSTL	33	0	0	0	0	0	0	0	0	0	0	0	0	0	0	33	
8/11/2010	Subsequent	5	5	5	10	3	5	0	10	10	100	200	100	50	100	5		
	Subsequent>SSTL	0	3	3	8	0	0	0	0	0	50	0	0	0	50	0		114
		Benzene	Toluene	Ethylbenzene	Xylene	MTBE	Naphthalene	EDB	ETBE	TAME	TBA	Ethanol	TAA	TBF	ETBA	DIPE		
DW-9	Initial 11/16/2005	1	5	1	1	1	5	0.02	5	5	25	100	25	25	25	5		
	SSTL	-1	-5	-1	-1	-1	-5	-0.02	-5	-5	-25	-100	-25	-25	-25	-5		
	Initial>SSTL	0	0	0	0	0	0	0	0	0	0	0	0	0	0	0	0	
1/19/2010	Subsequent	5	5	5	5	5	5	0	10	10	100	200	100	50	100	5		
	Subsequent>SSTL	4	0	4	4	4	0	0	5	5	75	100	75	25	75	0		376
Totals	Initial>SSTL																550653.06	
	Subsequent>SSTL																	89106.448

CoC Mass Reduction Calculation

= (Initial>SSTL-Subsequent>SSTL)/(Initial>SSTL)*100%
= 83.82%

Calculation w/ SSTLs set as limit

Clouds Chevron CoC Mass Reduction Calculations

Well		Benzene	Toluene	Ethylbenzene	Xylene	MTBE	Naphthalene	EDB	ETBE	TAME	TBA	Ethanol	TAA	TBF	ETBA	DIPE	Initial>SSTL	Subsequent>SSTL
MW-2	Initial 11/16/2005	5900	11000	1800	12000	3200	570	39	130	130	630	2500	2800	630	630	250		
	SSTL	-77	-11000	-1800	-12000	-1256	-91	-6.5	-130	-130	-630	-2500	-1900	-630	-630	-250		
	Initial>SSTL	5823	0	0	0	1944	479	32.5	0	0	0	0	900	0	0	0	9178.5	
8/12/2010	Subsequent	5	5	5	56	164	11	0	10	10	100	200	178	50	100	22		
	Subsequent>SSTL	0	0	0	0	0	0	0	0	0	0	0	0	0	0	0		0
		Benzene	Toluene	Ethylbenzene	Xylene	MTBE	Naphthalene	EDB	ETBE	TAME	TBA	Ethanol	TAA	TBF	ETBA	DIPE		
MW-3	Initial 11/16/2005	15000	27000	3500	19000	37000	1500	230	250	540	1300	5000	12000	1300	1300	1100		
	SSTL	-111	-27000	-3500	-19000	-1976	-108	-12	-250	-540	-1300	-5000	-2499	-1300	-1300	-1100		
	Initial>SSTL	14889	0	0	0	35024	1392	218	0	0	0	0	9501	0	0	0	61024	
8/12/2010	Subsequent	50	50	50	39	1300	50	3	100	100	1000	2000	1000	500	1000	50		
	Subsequent>SSTL	0	0	0	0	0	0	0	0	0	0	0	0	0	0	0		0
		Benzene	Toluene	Ethylbenzene	Xylene	MTBE	Naphthalene	EDB	ETBE	TAME	TBA	Ethanol	TAA	TBF	ETBA	DIPE		
MW-5	Initial 11/16/2005	100	3600	2300	8300	100	710	0.84	500	500	2500	10000	2500	2500	2500	500		
	SSTL	-87	-3600	-2300	-8300	-100	-96	-0.84	-500	-500	-2500	-10000	-2082	-2500	-2500	-500		
	Initial>SSTL	13	0	0	0	0	614	0	0	0	0	0	418	0	0	0	1045	
3/3/2008	Subsequent	50	50	50	31	946	50	0	100	100	1000	2000	1000	500	1000	50		
	Subsequent>SSTL	0	0	0	0	846	0	0	0	0	0	0	0	0	0	0		846
		Benzene	Toluene	Ethylbenzene	Xylene	MTBE	Naphthalene	EDB	ETBE	TAME	TBA	Ethanol	TAA	TBF	ETBA	DIPE		
MW-6	Initial 11/16/2005	13	1	1	60	1	5	0.02	5	5	25	100	25	25	25	5		
	SSTL	-13	-1	-1	-60	-1	-5	-0.02	-5	-5	-25	-100	-25	-25	-25	-5		
	Initial>SSTL	0	0	0	0	0	0	0	0	0	0	0	0	0	0	0	0	
8/12/2010	Subsequent	1	1	1	10	23	5	0	5	5	25	100	25	25	25	5		
	Subsequent>SSTL	0	0	0	0	22.1	0	0	0	0	0	0	0	0	0	0		22.1
		Benzene	Toluene	Ethylbenzene	Xylene	MTBE	Naphthalene	EDB	ETBE	TAME	TBA	Ethanol	TAA	TBF	ETBA	DIPE		
MW-9	Initial 11/16/2005	3100	9800	2100	11000	10	1000	0.15	50	50	250	1000	250	250	250	71		
	SSTL	-35	-7134	-2100	-11000	-10	-68	-0.15	-50	-50	-250	-1000	-250	-250	-250	-71		
	Initial>SSTL	3065	2666	0	0	0	932	0	0	0	0	0	0	0	0	0	6663	
8/11/2010	Subsequent	33	171	18	743	5	106	0	10	10	100	200	100	50	100	5		
	Subsequent>SSTL	0	0	0	0	0	38	0	0	0	0	0	0	0	0	0		38
		Benzene	Toluene	Ethylbenzene	Xylene	MTBE	Naphthalene	EDB	ETBE	TAME	TBA	Ethanol	TAA	TBF	ETBA	DIPE		
MW-10	Initial 11/16/2005	12000	17000	2700	13000	540	990	0.23	130	230	630	2500	630	630	630	1700		
	SSTL	-24	-17000	-2700	-13000	-294	-53	-0.23	-130	-230	-630	-2500	-630	-630	-630	-1700		
	Initial>SSTL	11976	0	0	0	246	937	0	0	0	0	0	0	0	0	0	13159	
8/11/2010	Subsequent	289	1930	141	2220	50	180	0	100	100	630	2000	630	500	630	50		
	Subsequent>SSTL	265	0	0	0	0	127	0	0	0	0	0	0	0	0	0		392
		Benzene	Toluene	Ethylbenzene	Xylene	MTBE	Naphthalene	EDB	ETBE	TAME	TBA	Ethanol	TAA	TBF	ETBA	DIPE		
MW-11	Initial 11/16/2005	25	230	25	25	25	130	0.02	130	130	630	2500	630	630	630	130		
	SSTL	-25	-230	-25	-25	-25	-70	-0.02	-130	-130	-630	-2500	-630	-630	-630	-130		
	Initial>SSTL	0	0	0	0	0	60	0	0	0	0	0	0	0	0	0	60	
8/11/2010	Subsequent	5	5	5	10	5	6	0	10	10	100	200	100	50	100	5		
	Subsequent>SSTL	0	0	0	0	0	0	0	0	0	0	0	0	0	0	0		0
		Benzene	Toluene	Ethylbenzene	Xylene	MTBE	Naphthalene	EDB	ETBE	TAME	TBA	Ethanol	TAA	TBF	ETBA	DIPE		
MW-12	Initial 11/16/2005	25	230	25	25	25	130	0.02	5	5	25	100	25	25	25	5		
	SSTL	-9	-230	-25	-25	-25	-33	-0.02	-5	-5	-25	-100	-25	-25	-25	-5		
	Initial>SSTL	16	0	0	0	0	97	0	0	0	0	0	0	0	0	0	113	
8/11/2010	Subsequent	95	10	33	9	5	18	0	5	5	25	100	150	25	25	10		
	Subsequent>SSTL	85.5	0	7.7	0	0	0	0	0	0	0	0	125	0	0	4.5		222.7
		Benzene	Toluene	Ethylbenzene	Xylene	MTBE	Naphthalene	EDB	ETBE	TAME	TBA	Ethanol	TAA	TBF	ETBA	DIPE		
MW-15	Initial 11/16/2005	210	520	230	720	1	190	0.02	5	5	25	100	25	25	330	5.4		
	SSTL	-16	-520	-230	-720	-1	-45	-0.02	-5	-5	-25	-100	-25	-25	-330	-5.4		
	Initial>SSTL	194	0	0	0	0	145	0	0	0	0	0	0	0	0	0	339	
8/11/2010	Subsequent	26	82	159	456	1	174	0	5	5	25	100	143	25	200	5		
	Subsequent>SSTL	10.1	0	0	0	0	129	0	0	0	0	0	118	0	0	0		257.1
		Benzene	Toluene	Ethylbenzene	Xylene	MTBE	Naphthalene	EDB	ETBE	TAME	TBA	Ethanol	TAA	TBF	ETBA	DIPE		
MW-17	Initial 11/16/2005	3500	28000	3600	20000	200	1800	0.02	1000	1000	5000	20000	5000	5000	5000	1000		
	SSTL	-32	-6631	-3600	-20000	-200	-66	-0.02	-1000	-263	-5000	-20000	-773	-5000	-5000	-1000		
	~~Initial>SSTL~~	~~3468~~	~~21369~~	~~0~~	~~0~~	~~0~~	~~1734~~	~~0~~	~~0~~	~~737~~	~~0~~	~~0~~	~~4227~~	~~0~~	~~0~~	~~0~~	~~31636~~	
8/11/2010	Subsequent	27	904	179	5860	50	991	0	100	100	1000	2000	773	500	1000	50		
	Subsequent>SSTL	0	0	0	0	0	925	0	0	0	0	0	0	0	0	0		925
		Benzene	Toluene	Ethylbenzene	Xylene	MTBE	Naphthalene	EDB	ETBE	TAME	TBA	Ethanol	TAA	TBF	ETBA	DIPE		
MW-18	Initial 11/16/2005	18000	37000	3200	17000	6400	1300	1.6	1000	1000	5000	20000	5000	5000	5000	2800		
	SSTL	-40	-19326	-3200	-17000	-4260	-348	-1.6	-1000	-1000	-5000	-20000	-938	-5000	-5000	-2800		
	Initial>SSTL	17960	17674	0	0	2140	952	0	0	0	0	0	4062	0	0	0	42788	
8/11/2010	Subsequent	1150	2990	116	10300	991	684	2	100	189	433	2000	6530	500	1000	576		
	Subsequent>SSTL	1110	0	0	0	0	336	0.8	0	0	0	0	5592	0	0	0		7038.8
		Benzene	Toluene	Ethylbenzene	Xylene	MTBE	Naphthalene	EDB	ETBE	TAME	TBA	Ethanol	TAA	TBF	ETBA	DIPE		
MW-19	Initial 11/16/2005	23000	48000	3600	20000	4200	1300	1.7	1000	1000	5000	20000	5000	5000	5000	2300		
	SSTL	-54	-11081	-3600	-20000	-4200	-86	-1.7	-1000	-320	-5000	-20000	-1065	-5000	-5000	-2300		
	Initial>SSTL	22946	36919	0	0	0	1214	0	0	680	0	0	3935	0	0	0	65694	
8/12/2010	Subsequent	485	2650	245	7760	194	970	2	200	200	2000	4000	1490	1000	2000	100		
	Subsequent>SSTL	431	0	0	0	0	884	0.3	0	0	0	0	425	0	0	0		1740.3

Calculation w/ SSTLs set as limit

		Benzene	Toluene	Ethylbenzene	Xylene	MTBE	Naphthalene	EDB	ETBE	TAME	TBA	Ethanol	TAA	TBF	ETBA	DIPE		
MW-20	Initial 11/16/2005	19000	36000	3200	18000	7200	1400	0.02	1000	1000	5000	20000	5000	5000	5000	2800		
	SSTL	-83	-17249	-3200	-18000	-7200	-108	-0.02	-1000	-381	-5000	-20000	-1403	-5000	-5000	-2800		
	Initial>SSTL	18917	18751	0	0	0	1292	0	0	619	0	0	3597	0	0	0	43176	
8/16/2010	Subsequent	412	2930	728	8820	89	817	0	200	200	2000	4000	2850	1000	2000	100		
	Subsequent>SSTL	329	0	0	0	0	709	0.048	0	0	0	0	1447	0	0	0		2485.048
		Benzene	Toluene	Ethylbenzene	Xylene	MTBE	Naphthalene	EDB	ETBE	TAME	TBA	Ethanol	TAA	TBF	ETBA	DIPE		
MW-22	Initial 11/16/2005	24000	39000	5000	27000	780	4600	0.02	1000	1000	5000	20000	5000	5000	5000	1900		
	SSTL	-90	-18572	-5000	-27000	-780	-112	-0.02	-1000	-392	-5000	-20000	-1469	-5000	-5000	-1900		
	Initial>SSTL	23910	20428	0	0	0	4488	0	0	608	0	0	3531	0	0	0	52965	
8/16/2010	Subsequent	582	5710	1010	12800	250	326	0	500	392	5000	10000	1469	2500	5000	250		
	Subsequent>SSTL	492	0	0	0	0	214	0	0	0	0	0	0	0	0	0		706
		Benzene	Toluene	Ethylbenzene	Xylene	MTBE	Naphthalene	EDB	ETBE	TAME	TBA	Ethanol	TAA	TBF	ETBA	DIPE		
MW-23	Initial 11/16/2005	8100	19000	1800	9700	1600	1000	1.3	56	1000	25	100	25	25	5000	1000		
	SSTL	-72	-14880	-1800	-9700	-1600	-100	-1.3	-56	-359	-25	-100	-25	-25	-5000	-1000		
	Initial>SSTL	8028	4120	0	0	0	900	0	0	641	0	0	0	0	0	0	13689	
8/12/2010	Subsequent	546	1030	31	1790	268	259	0	10	57	25	100	2450	25	100	177		
	Subsequent>SSTL	474	0	0	0	0	159	0	0	0	0	0	2425	0	0	0		3058
		Benzene	Toluene	Ethylbenzene	Xylene	MTBE	Naphthalene	EDB	ETBE	TAME	TBA	Ethanol	TAA	TBF	ETBA	DIPE		
MW-24	Initial 11/16/2005	1340	1520	98	1730	610	66.5	26.3	1	60	10	100	4890	10	1150	449		
	SSTL	-54	-1520	-98	-1730	-610	-66.5	-8	-1	-60	-10	-100	-1065	-10	-1150	-449		
	Initial>SSTL	1286	0	0	0	0	0	18.3	0	0	0	0	3825	0	0	0	5129.3	
8/12/2010	Subsequent	22	21	9	36	8	6	0.02	1	10	10	100	73	10	100.00	3		
	Subsequent>SSTL	0	0	0	0	0	0	0	0	0	0	0	0	0	0	0		0
		Benzene	Toluene	Ethylbenzene	Xylene	MTBE	Naphthalene	EDB	ETBE	TAME	TBA	Ethanol	TAA	TBF	ETBA	DIPE		
MW-25	Initial 11/16/2005	1600	6200	850	4400	17	260	0.02	5	5	25	100	25	25	25	110		
	SSTL	-104	-6200	-850	-4400	-17	-121	-0.02	-5	-5	-25	-100	-25	-25	-25	-110		
	Initial>SSTL	1496	0	0	0	0	139	0	0	0	0	0	0	0	0	0	1635	
8/16/2010	Subsequent	70	3730	1700	11700	13	1080	0	5	5	25	100	1120	25	25	13		
	Subsequent>SSTL	0	0	850	7300	0	959	0	0	0	0	0	1095	0	0	0		10204
		Benzene	Toluene	Ethylbenzene	Xylene	MTBE	Naphthalene	EDB	ETBE	TAME	TBA	Ethanol	TAA	TBF	ETBA	DIPE		
MW-31	Initial 11/16/2005	20	53	21	260	1	51	0.02	5	5	25	100	25	25	120	5		
	SSTL	-20	-53	-21	-260	-1	-51	-0.02	-5	-5	-25	-100	-25	-25	-120	-5		
	Initial>SSTL	0	0	0	0	0	0	0	0	0	0	0	0	0	0	0	0	
8/11/2010	Subsequent	5	5	3	10	1	5	0	5	5	25	100	25	25	100	5		
	Subsequent>SSTL	0	0	0	0	0	0	0	0	0	0	0	0	0	0	0		0
		Benzene	Toluene	Ethylbenzene	Xylene	MTBE	Naphthalene	EDB	ETBE	TAME	TBA	Ethanol	TAA	TBF	ETBA	DIPE		
MW-32	Initial 11/16/2005	400	14000	520	18000	5	170	0.088	25	25	130	500	130	130	5000	25		
	SSTL	-71	-14000	-520	-18000	-5	-170	-0.088	-25	-25	-130	-500	-130	-130	-5000	-25		
	Initial>SSTL	329	0	0	0	0	0	0	0	0	0	0	0	0	0	0	329	
8/11/2010	Subsequent	5	5	1	6	5	5	0	10	10	100	200	100	50	100	5		
	Subsequent>SSTL	0	0	0	0	0	0	0	0	0	0	0	0	0	0	0		0
		Benzene	Toluene	Ethylbenzene	Xylene	MTBE	Naphthalene	EDB	ETBE	TAME	TBA	Ethanol	TAA	TBF	ETBA	DIPE		
MW-33	Initial 11/16/2005	410	1600	290	1400	50	100	0.02	5	5	25	500	130	25	500	120		
	SSTL	-53	-1600	-290	-1400	-50	-100	-0.02	-5	-5	-25	-500	-130	-25	-500	-120		
	Initial>SSTL	357	0	0	0	0	0	0	0	0	0	0	0	0	0	0	357	
8/11/2010	Subsequent	3	5	5	3	5	5	0	5	5	25	200	100	25	100	5		
	Subsequent>SSTL	0	0	0	0	0	0	0	0	0	0	0	0	0	0	0		0
		Benzene	Toluene	Ethylbenzene	Xylene	MTBE	Naphthalene	EDB	ETBE	TAME	TBA	Ethanol	TAA	TBF	ETBA	DIPE		
MW-34	Initial 11/16/2005	250	870	180	1700	10	360	0.16	50	50	250	1000	5300	250	2800	50		
	SSTL	-35	-870	-180	-1700	-10	-301	-0.16	-50	-50	-250	-1000	-870	-250	-2800	-50		
	Initial>SSTL	215	0	0	0	0	59	0	0	0	0	0	4430	0	0	0	4704	
8/11/2010	Subsequent	5	5	5	10	5	5	0	10	10	100	200	100	50	100	5		
	Subsequent>SSTL	0	0	0	0	0	0	0	0	0	0	0	0	0	0	0		0
		Benzene	Toluene	Ethylbenzene	Xylene	MTBE	Naphthalene	EDB	ETBE	TAME	TBA	Ethanol	TAA	TBF	ETBA	DIPE		
MW-35	Initial 11/16/2005	12000	22000	3200	15000	1300	1200	3.2	5	1000	5000	100	25	25	5000	1300		
	SSTL	-56	-22000	-3200	-15000	-1300	-542	-3.2	-5	-1000	-5000	-100	-25	-25	-5000	-1300		
	Initial>SSTL	11944	0	0	0	0	658	0	0	0	0	0	0	0	0	0	12602	
8/11/2010	Subsequent	28	185	63	386	5	58	0	5	10	100	100	25	25	100	5		
	~~Subsequent>SSTL~~	~~0~~	~~0~~	~~0~~	~~0~~	~~0~~	~~0~~	~~0~~	~~0~~	~~0~~	~~0~~	~~0~~	~~0~~	~~0~~	~~0~~	~~0~~		~~0~~
		Benzene	Toluene	Ethylbenzene	Xylene	MTBE	Naphthalene	EDB	ETBE	TAME	TBA	Ethanol	TAA	TBF	ETBA	DIPE		
MW-36	Initial 11/16/2005	140	310	320	1400	1	120	0.02	5	5	25	100	500	25	500	5		
	SSTL	-85	-310	-320	-1400	-1	-120	-0.02	-5	-5	-25	-100	-500	-25	-500	-5		
	Initial>SSTL	55	0	0	0	0	0	0	0	0	0	0	0	0	0	0	55	
8/11/2010	Subsequent	5	5	5	10	1	5	0	5	5	25	100	100	25	100	5		
	Subsequent>SSTL	0	0	0	0	0	0	0	0	0	0	0	0	0	0	0		0
		Benzene	Toluene	Ethylbenzene	Xylene	MTBE	Naphthalene	EDB	ETBE	TAME	TBA	Ethanol	TAA	TBF	ETBA	DIPE		
MW-37	Initial 11/16/2005	360	360	44	170	160	15	0.097	5	12	25	100	330	25	45	52		
	SSTL	-90	-360	-44	-170	-160	-15	-0.097	-5	-12	-25	-100	-330	-25	-45	-52		
	Initial>SSTL	270	0	0	0	0	0	0	0	0	0	0	0	0	0	0	270	
8/16/2010	Subsequent	5	2	5	18	5	4	0	5	10	25	100	100	25	45	5		
	Subsequent>SSTL	0	0	0	0	0	0	0	0	0	0	0	0	0	0	0		0

		Benzene	Toluene	Ethylbenzene	Xylene	MTBE	Naphthalene	EDB	ETBE	TAME	TBA	Ethanol	TAA	TBF	ETBA	DIPE		
MW-39	Initial 11/16/2005	3100	17000	2600	13000	25	830	0.29	130	130	630	2500	630	630	630	130		
	SSTL	-90	-17000	-2600	-13000	-25	-830	-0.29	-130	-130	-630	-2500	-630	-630	-630	-130		
	Initial>SSTL	3010	0	0	0	0	0	0	0	0	0	0	0	0	0	0	3010	
8/16/2010	Subsequent	5	20	16	93	5	15	0	10	10	100	200	100	50	100	5		
	Subsequent>SSTL	0	0	0	0	0	0	0	0	0	0	0	0	0	0	0		0
		Benzene	Toluene	Ethylbenzene	Xylene	MTBE	Naphthalene	EDB	ETBE	TAME	TBA	Ethanol	TAA	TBF	ETBA	DIPE		
MW-40	Initial 11/16/2005	840	740	690	1900	1	500	0.22	5	5	25	100	25	25	1500	25		
	SSTL	-113	-740	-690	-1900	-1	-500	-0.22	-5	-5	-25	-100	-25	-25	-1500	-25		
	Initial>SSTL	727	0	0	0	0	0	0	0	0	0	0	0	0	0	0	727	
8/16/2010	Subsequent	5	5	5	10	1	5	0	5	5	25	100	25	25	100	5		
	Subsequent>SSTL	0	0	0	0	0	0	0	0	0	0	0	0	0	0	0		0
		Benzene	Toluene	Ethylbenzene	Xylene	MTBE	Naphthalene	EDB	ETBE	TAME	TBA	Ethanol	TAA	TBF	ETBA	DIPE		
MW-41	Initial 11/16/2005	1	1	1	1	1	5	0.02	5	5	25	100	25	25	25	5		
	SSTL	-1	-1	-1	-1	-1	-5	-0.02	-5	-5	-25	-100	-25	-25	-25	-5		
	Initial>SSTL	0	0	0	0	0	0	0	0	0	0	0	0	0	0	0	0	
8/16/2010	Subsequent	168	75	200	162	11	161	0	5	5	25	100	319	25	25	12		
	Subsequent>SSTL	167	73.5	199	161	9.5	156	0	0	0	0	0	294	0	0	7.2		1067.2
		Benzene	Toluene	Ethylbenzene	Xylene	MTBE	Naphthalene	EDB	ETBE	TAME	TBA	Ethanol	TAA	TBF	ETBA	DIPE		
MW-42	Initial 11/16/2005	1	1	1	1	1	5.4	0.02	5	5	25	100	25	25	25	5		
	SSTL	-1	-1	-1	-1	-1	-5.4	-0.02	-5	-5	-25	-100	-25	-25	-25	-5		
	Initial>SSTL	0	0	0	0	0	0	0	0	0	0	0	0	0	0	0	0	
8/16/2010	Subsequent	1	1	17	39	1	21	0	5	5	25	100	25	25	25	5		
	Subsequent>SSTL	0	0	15.6	38.2	0	16	0	0	0	0	0	0	0	0	0		69.8
		Benzene	Toluene	Ethylbenzene	Xylene	MTBE	Naphthalene	EDB	ETBE	TAME	TBA	Ethanol	TAA	TBF	ETBA	DIPE		
MW-47	Initial 11/16/2005	1	14	1	1	1	5	2.4	5	5	25	100	25	25	25	5		
	SSTL	-1	-14	-1	-1	-1	-5	-1	-5	-5	-25	-100	-25	-25	-25	-5		
	Initial>SSTL	0	0	0	0	0	0	1.4	0	0	0	0	0	0	0	0	1.4	
8/11/2010	Subsequent	1	5	1	1	1	5	0	5	5	25	100	25	25	25	5		
	Subsequent>SSTL	0	0	0	0	0	0	0	0	0	0	0	0	0	0	0		0
		Benzene	Toluene	Ethylbenzene	Xylene	MTBE	Naphthalene	EDB	ETBE	TAME	TBA	Ethanol	TAA	TBF	ETBA	DIPE		
MW-54	Initial 11/16/2005	970	2900	460	2200	1500	1100	2.7	50	50	250	1000	650	250	250	50		
	SSTL	-7	-1337	-460	-2200	-83	-29	-2.7	-50	-50	-250	-1000	-650	-250	-250	-50		
	Initial>SSTL	963	1563	0	0	1417	1071	0	0	0	0	0	0	0	0	0	5014	
8/17/2010	Subsequent	5	2	5	10	7	5	5	10	10	100	200	100	50	100	11		
	Subsequent>SSTL	0	0	0	0	0	0	2.3	0	0	0	0	0	0	0	0		2.3
		Benzene	Toluene	Ethylbenzene	Xylene	MTBE	Naphthalene	EDB	ETBE	TAME	TBA	Ethanol	TAA	TBF	ETBA	DIPE		
MW-55	Initial 11/16/2005	440	1	27	1	410	39	0.11	5	14	130	100	1400	25	82	83		
	SSTL	-11	-1	-27	-1	-103	-36	-0.05	-5	-14	-130	-100	-423	-25	-82	-83		
	Initial>SSTL	429	0	0	0	307	3	0.06	0	0	0	0	977	0	0	0	1716.06	
8/11/2010	Subsequent	88	1	26	1	191	25	0	5	10	100	100	574	25	82	18		
	Subsequent>SSTL	77	0	0	0	88	0	0	0	0	0	0	151	0	0	0		316
		Benzene	Toluene	Ethylbenzene	Xylene	MTBE	Naphthalene	EDB	ETBE	TAME	TBA	Ethanol	TAA	TBF	ETBA	DIPE		
MW-57	Initial 11/16/2005	12000	12000	2000	8200	2000	1000	3.3	1000	1000	5000	20000	8200	5000	5000	1200		
	SSTL	-6	-1944	-969	-8200	-54	-28	-0.05	-1000	-165	-1908	-20000	-287	-5000	-5000	-290		
	Initial>SSTL	11994	10056	1031	0	1946	972	3.25	0	835	3092	0	7913	0	0	910	38752.25	
8/11/2010	Subsequent	5	5	5	4	5	4	0	10	10	100	200	100	50	100	5		
	Subsequent>SSTL	0	0	0	0	0	0	0	0	0	0	0	0	0	0	0		0
		Benzene	Toluene	Ethylbenzene	Xylene	MTBE	Naphthalene	EDB	ETBE	TAME	TBA	Ethanol	TAA	TBF	ETBA	DIPE		
MW-58	Initial 11/16/2005	5300	110	960	160	630	490	2	87	88	250	1000	3500	250	500	670		
	SSTL	-6	-110	-918	-160	-51	-27	-0.05	-87	-88	-250	-1000	-279	-250	-500	-260		
	Initial>SSTL	5294	0	42	0	579	463	1.95	0	0	0	0	3221	0	0	410	10010.95	
8/11/2010	Subsequent	5	5	2	10	76	5	0.02	10	7	112	200	1170	50	100	52		
	Subsequent>SSTL	0	0	0	0	25.4	0	0	0	0	0	0	891	0	0	0		916.4
		Benzene	Toluene	Ethylbenzene	Xylene	MTBE	Naphthalene	EDB	ETBE	TAME	TBA	Ethanol	TAA	TBF	ETBA	DIPE		
MW-64	Initial 11/16/2005	390	13	51	1	100	56	0.02	5	10	25	100	25	25	170	41		
	SSTL	-345	-13	-51	-1	-100	-56	-0.02	-5	-10	-25	-100	-25	-25	-170	-41		
	Initial>SSTL	45	0	0	0	0	0	0	0	0	0	0	0	0	0	0	45	
8/16/2010	Subsequent	1410	1130	228	724	195	185	0.16	5	10	25	100	3110	25	170	87		
	~~Subsequent>SSTL~~	~~1065~~	~~1117~~	~~177~~	~~723~~	~~95~~	~~129~~	~~0.14~~	~~0~~	~~0~~	~~0~~	~~0~~	~~3085~~	~~0~~	~~0~~	~~46.3~~		~~6437.44~~
		Benzene	Toluene	Ethylbenzene	Xylene	MTBE	Naphthalene	EDB	ETBE	TAME	TBA	Ethanol	TAA	TBF	ETBA	DIPE		
MW-65	Initial 11/16/2005	140	31	78	88	6	45	0.02	5	5	25	100	25	25	74	14		
	SSTL	-140	-31	-78	-88	-6	-45	-0.02	-5	-5	-25	-100	-25	-25	-74	-14		
	Initial>SSTL	0	0	0	0	0	0	0	0	0	0	0	0	0	0	0	0	
8/16/2010	Subsequent	420	398	234	262	16	168	0	5	5	25	100	648	25	74	21		
	Subsequent>SSTL	280	367	156	174	10.4	123	0	0	0	0	0	623	0	0	7.3		1740.7
		Benzene	Toluene	Ethylbenzene	Xylene	MTBE	Naphthalene	EDB	ETBE	TAME	TBA	Ethanol	TAA	TBF	ETBA	DIPE		
MW-66	Initial 11/16/2005	1	1	1	27	1	8.6	0.02	5	5	25	100	25	25	25	5		
	SSTL	-1	-1	-1	-27	-1	-8.6	-0.02	-5	-5	-25	-100	-25	-25	-25	-5		
	Initial>SSTL	0	0	0	0	0	0	0	0	0	0	0	0	0	0	0	0	
8/16/2010	Subsequent	1	1	1	10	1	5	0	5	5	25	100	25	25	25	5		
	Subsequent>SSTL	0	0	0	0	0	0	0	0	0	0	0	0	0	0	0		0

		Benzene	Toluene	Ethylbenzene	Xylene	MTBE	Naphthalene	EDB	ETBE	TAME	TBA	Ethanol	TAA	TBF	ETBA	DIPE		
MW-5aR	Initial 11/16/2005	27000	31000	2500	14000	9900	1000	0.19	1000	2300	5000	20000	54000	5400	13000	4100		
	SSTL	-83	-17249	-2500	-14000	-9900	-108	-0.19	-1000	-381	-5000	-20000	-1403	-5400	-13000	-4100		
	Initial>SSTL	26917	13751	0	0	0	892	0	0	1919	0	0	52597	0	0	0	96076	
8/16/2010	Subsequent	2120	6600	716	6060	500	466	0	1000	381	5000	20000	1403	5000	10000	500		
	Subsequent>SSTL	2037	0	0	0	0	358	0	0	0	0	0	0	0	0	0		2395
		Benzene	Toluene	Ethylbenzene	Xylene	MTBE	Naphthalene	EDB	ETBE	TAME	TBA	Ethanol	TAA	TBF	ETBA	DIPE		
PW-1R	Initial 11/16/2005	8300	6800	1800	8100	290	770	7.6	320	1400	1100	1000	18000	250	3000	2500		
	SSTL	-58	-6800	-1800	-8100	-290	-89	-6	-320	-330	-1100	-1000	-1114	-250	-3000	-2500		
	Initial>SSTL	8242	0	0	0	0	681	1.6	0	1070	0	0	16886	0	0	0	26880.6	
1/18/2010	Subsequent	4	20	3	55	5	3	0	10	10	100	200	100	50	100	5		
	Subsequent>SSTL	0	0	0	0	0	0	0	0	0	0	0	0	0	0	0		0
		Benzene	Toluene	Ethylbenzene	Xylene	MTBE	Naphthalene	EDB	ETBE	TAME	TBA	Ethanol	TAA	TBF	ETBA	DIPE		
RW-1R	Initial 11/16/2005	1600	10	230	10	130	14	0.54	5	50	25	100	850	25	250	160		
	SSTL	-54	-10	-230	-10	-130	-14	-0.54	-5	-50	-25	-100	-850	-25	-250	-160		
	Initial>SSTL	1546	0	0	0	0	0	0	0	0	0	0	0	0	0	0	1546	
1/18/2010	Subsequent	5	2	5	10	5	5	0	5	10	25	100	100	25	100	5		
	Subsequent>SSTL	0	0	0	0	0	0	0	0	0	0	0	0	0	0	0		0
		Benzene	Toluene	Ethylbenzene	Xylene	MTBE	Naphthalene	EDB	ETBE	TAME	TBA	Ethanol	TAA	TBF	ETBA	DIPE		
DW-3	Initial 11/16/2005	350	360	64	220	230	5	0.06	5	17	25	100	850	75	95	5		
	SSTL	-45	-360	-64	-220	-230	-5	-0.06	-5	-17	-25	-100	-850	-75	-95	-5		
	Initial>SSTL	305	0	0	0	0	0	0	0	0	0	0	0	0	0	0	305	
8/12/2010	Subsequent	1810	3870	451	2440	211	178	0	5	35	190	100	3820	50	95	118		
	Subsequent>SSTL	1765	3510	387	2220	0	173	0.16	0	17.8	165	0	2970	0	0	113		11320.96
		Benzene	Toluene	Ethylbenzene	Xylene	MTBE	Naphthalene	EDB	ETBE	TAME	TBA	Ethanol	TAA	TBF	ETBA	DIPE		
DW-4	Initial 11/16/2005	74	380	102	524	11.5	48	1.46	5	5	50	500	150	50	50	25		
	SSTL	-48	-380	-102	-524	-11.5	-48	-1.46	-5	-5	-50	-500	-150	-50	-50	-25		
	Initial>SSTL	26	0	0	0	0	0	0	0	0	0	0	0	0	0	0	26	
8/12/2010	Subsequent	5	5	5	10	5	5	0	5	5	50	200	100	50	50	5		
	Subsequent>SSTL	0	0	0	0	0	0	0	0	0	0	0	0	0	0	0		0
		Benzene	Toluene	Ethylbenzene	Xylene	MTBE	Naphthalene	EDB	ETBE	TAME	TBA	Ethanol	TAA	TBF	ETBA	DIPE		
DW-7	Initial 11/16/2005	40	2	2	2	20	10	0.14	10	10	50	200	300	50	50	16		
	SSTL	-7	-2	-2	-2	-20	-10	-0.14	-10	-10	-50	-200	-300	-50	-50	-16		
	Initial>SSTL	33	0	0	0	0	0	0	0	0	0	0	0	0	0	0	33	
8/11/2010	Subsequent	5	2	2	2	3	5	0	10	10	50	200	100	50	50	5		
	Subsequent>SSTL	0	0	0	0	0	0	0	0	0	0	0	0	0	0	0		0
		Benzene	Toluene	Ethylbenzene	Xylene	MTBE	Naphthalene	EDB	ETBE	TAME	TBA	Ethanol	TAA	TBF	ETBA	DIPE		
DW-9	Initial 11/16/2005	1	5	1	1	1	5	0.02	5	5	25	100	25	25	25	5		
	SSTL	-1	-5	-1	-1	-1	-5	-0.02	-5	-5	-25	-100	-25	-25	-25	-5		
	Initial>SSTL	0	0	0	0	0	0	0	0	0	0	0	0	0	0	0	0	
1/19/2010	Subsequent	1	5	1	1	1	5	0	5	5	25	100	25	25	25	5		
	Subsequent>SSTL	0	0	0	0	0	0	0	0	0	0	0	0	0	0	0		0
Totals	Initial>SSTL																550653.06	
	Subsequent>SSTL																	52200.848

CoC Mass Reduction Calculation

= (Initial>SSTL-Subsequent>SSTL)/(Initial>SSTL)*100%
= 90.52%

BOARD:
Paul C. Aughtry, III
Chairman

Edwin H. Cooper, III
Vice Chairman

Steven G. Kisner
Secretary

D H E C

PROMOTE PROTECT PROSPER

C. Earl Hunter, Commissioner

Promoting and protecting the health of the public and the environment

Susan

BOARD:
Henry C. Scott

M. David Mitchell, MD

Glenn A. McCall

Coleman F. Buckhouse, MD

September 20, 2010

(BOW-GWMGMT-CAW)
Mr. James L. Cooper
Ecological Resources, Inc.
2193 Hwy 1 South
Elgin, SC 29045

Re: Underground Injection Control Permit #SCHE03020184 (aka 877)
Cloud's Chevron Site
Richland County
UST # 07584, 07777, 12352

Dear Mr. Cooper:

Enclosed is a Permit to Operate fifty-eight (58) Class VA-I (Aquifer Remediation) injection wells at the Cloud's Chevron Site, Richland County, SC.

Notice of Appeal Procedure

This decision of the S.C. Department of Health and Environmental Control (Department) becomes the final agency decision 15 days after notice of the decision has been mailed to the applicant or respondent, unless a written request for final review is filed with the Department by the applicant, permittee, licensee, or affected person.

An applicant, permittee, licensee, or affected person who wishes to appeal this decision must file a written request for final review with the Clerk of the Board at the following address or by facsimile at 803-898-3323.

Clerk of the Board
SC DHEC
2600 Bull Street
Columbia, SC 29201

The request for final review should include the following:

- the grounds on which the Department's decision is challenged and the specific changes sought in the decision
- a statement of any significant issues or factors the Board should consider in deciding how to handle the matter
- a copy of the Department's decision or action under review

In order to be timely, a request for final review must be received by the Clerk of the Board within 15 days after notice of the decision has been mailed to the applicant or respondent. If the 15th day occurs on a weekend or State holiday, the request is due to be received by the Clerk of the Board on the next working day. The request for final review must be received by the Clerk of the Board by 5:00 p.m. on the date it is due.

If a timely request for final review is filed with the Clerk of the Board, the Clerk will provide additional information regarding procedures.

The Board of Health and Environmental Control has 60 days from the date of receipt of a request for final review to conduct a final review conference. The conference may be conducted by the Board, its designee, or a committee of three members of the Board appointed by the chair.

If a final review conference is not conducted within 60 days, the Department decision becomes the final agency decision, and a party may request a contested case hearing before the Administrative Law Court within 30 days after the deadline for the final review conference.

The above information is provided as a courtesy; parties are responsible for complying with all applicable legal requirements.

If you have any questions, please call Christopher Wargo at (803) 898-3799.

Sincerely,

Christopher Wargo, Hydrogeologist
Groundwater Management Section
Bureau of Water

cc: Susan Fulmer, SCDHEC-BLWM-USTP

BOARD:
Paul C. Aughtry, III
Chairman

Edwin H. Cooper, III
Vice Chairman

Steven G. Kisner
Secretary

D H E C

PROMOTE PROTECT PROSPER

C. Earl Hunter, Commissioner

Promoting and protecting the health of the public and the environment

BOARD
Henry C. Scott

M. David Mitchell, MD

Glenn A. McCall

Coleman F. Buckhouse, MD

WATER MONITORING ASSESSMENT & PROTECTION DIVISION

Injection Well Operating Approval

for

Class II, III, and V.A. Injection Well(s)

Permit #SCHE03020184 (aka 877) Date of Issue: September 20, 2010

In accordance with the provisions of Title 48, Chapter 1, South Carolina Code of Laws, 1976, as amended, and pursuant to receiving a Permit to Operate fifty-eight (58) Class VA-I (Aquifer Remediation) injection wells, authorization is granted to Ecological Resources, Inc. to operate fifty-eight (58) Class VA-I (Aquifer Remediation) injection wells located at the Cloud's Chevron Site, Richland County, SC, and are subject to the attached provisos noted for the operator.

The Class VA-I injection wells are two (2) inches in diameter and approximately fifty (50) feet deep

Pursuant to Title 48, Chapter 1, South Carolina Code of Laws, 1976, as amended, this authorization may be rescinded if these injection wells should, at any time, contaminate, pollute, or otherwise adversely affect other water in the vicinity or for any other conditions contained in R61-87, Title 48, Chapter 1, South Carolina Code of Laws, 1976, as amended.

Expires: September 20, 2013

for Rob Devlin, Manager
Groundwater Management Section
Bureau of Water

Date September 20, 2010

Provisions to the Injection Well Operating Approval
for
Underground Injection Well Permit #SCHE03020184 (aka 877)
Cloud's Chevron
Richland County, S.C.
September 20, 2010

1) Construction of new or abandonment of existing wells must be reported to the Department within thirty (30) days of completion.

2) Only ambient air as described in the corrective action plan may be injected into the subsurface at the fifty-eight (58) Class VA-I (Aquifer Remediation) injection wells. Any changes in the system operation other than as presented in the UIC Permit Application must be reported to the Department prior to implementation.

Ecological Resources, Inc.
P. O. Box 427, Elgin, SC 29045

UST
OCT 2 7 2010
PROGRAM

UST
DOCKET

October 26, 2010

Susan Fulmer
Corrective Action Section
Underground Storage Tank Program
SCDHEC
2600 Bull St.
Columbia, SC 29201

RE: CASE Report, Cloud's Chevron/University Mart/Handy Pantry #65, UST Permits #07777/12352/07584, Columbia, SC

Dear Ms. Fulmer:

Enclosed is the above referenced report. I have included the CoC Reduction Calculation sheet done in 3 different ways as you requested. One sheet substitutes SSTL's for parameters reported as not detected. The second does not include data for the oxygenates. The third sheet substitutes laboratory report limits for parameters reported as not detected.

Using SSTL's or omitting the oxygenates results in a reduction calculation greater than 90%. As we have discussed, I am requesting the UST program allow substitution of the SSTL's for those parameters reported as not detected.

Please call if there are questions or you require additional information.

Sincerely,

James L. Cooper
Project Manager

07777 - 37tech

12352 - 34tech

07584 - 37tech

(803) 438-3890 Voice/Fax
Slotsky@Bellsouth.net

CASE Report

Site No.: 07584/07777/12352
Cloud's Chevron/Handy Pantry #65
2367 Taylor St.
Columbia, SC

Prepared by:
Ecological Resources, Inc.
P. O. Box 427
Elgin, SC 29045
SCDHEC Contractor Certification 393

September 10, 2010



Events and Activities:

Equipment and personnel were mobilized to the site February 23, 2010 to obtain water samples from three locations in the storm water drainage system and ditch between Millwood Ave. and Ontario St. The samples were shipped to Pace Analytical Laboratories and analyzed for BTEXMN.

Equipment and personnel were mobilized to the site again beginning on August 11th to gauge the monitoring wells for groundwater and LPH levels and collect groundwater samples from the wells. These activities concluded August 12th. The samples were collected and packaged in accordance with accepted protocols and shipped to Pace Analytical Laboratories via courier August 18th for subsequent analysis for BTEXMN, EDB, and oxygenates.

Observations:

The problems affecting the air sparging units in the past seem to be resolved for now. The units have performed well since the last report period.

Since the last report, compliance point MW-9 has been re-installed. Analytical results now include data from this well.

Results of the gauging and groundwater sampling event are summarized in tables attached to this report. Graphic representations of CoC concentrations and potentiometric conditions are also attached. Analytical results reveal elevated concentrations of chemicals of concern (CoCs) are now primarily centered in the source area occupied by the University Mart bounded by Waverly, Two Notch, and Taylor streets. No measurable amount of free phase LPH was detected in any of the monitoring wells during this event.

Groundwater surface elevations indicate that groundwater continues to move in a southerly to southeasterly direction toward the storm drainage culvert south of the NAPA store between Millwood and Ontario streets.

It was cited in the previous report that the storm water conveyance system is believed to be facilitating the migration of contaminants toward the surface receptor SW-1. In an attempt to validate this hypothesis, samples were taken from three locations in the drainage ditch between Millwood Ave. and Ontario St. on February 23, 2010.

Topographically, Highway 12 (Taylor St. and Forest Dr.) forms a ridge extending east to west of the project boundary. Storm water travels in a northerly direction north of this road and in a southerly direction south of the road. The storm water collected at the surface is routed via a storm sewer system operated by the City of Columbia. The drainage system south of Highway 12 in the project boundary travels below grade in concrete pipes which extend southward along Millwood

Ave., Lyon St., and Ontario St. The storm water traveling parallel to Millwood Ave. turns in a southeasterly direction and breaks out into an open ditch between Millwood and Ontario St. just south of the NAPA Auto Parts Store. It travels under Ontario St. discharging into another open ditch and exits the project boundary to the east. Another pipe travels parallel to Ontario St. and discharges into the drainage box that collects water from the ditch west of Ontario St. before passing under Ontario St.

The samples are identified as SD-1, SD-2, and SD-3. Sample SD-1 was taken from the effluent discharge as it exits the storm drain pipe which is parallel to Millwood Ave. before it mixes with water standing in the open ditch. Sample SD-2 was taken from water standing in the open ditch between Millwood Ave. and Ontario St. Sample SD-3 was taken from the effluent discharge of the storm drain pipe which is parallel to and on the west side of Ontario St. before it mixes with water from the ditch. The samples were taken when weather conditions were clear and no rain had been recorded in the area. 0.81 inches of rain had been recorded the day before. No rain had been recorded during the five days prior. Despite the fact that there was no rain event occurring, water was discharging from sample points SD-1 and SD-3. There did not appear to be any groundwater seeping out of the ditch walls into the water standing in the ditch.

The samples were sent to the laboratory and analyzed for the chemicals of concern (CoC's) Benzene, Toluene, Ethylbenzene, Xylenes, MTBE, and Naphthalene. There were no CoC's detected in samples SD-1 or SD-2 however; elevated concentrations were detected in SD-3. The laboratory report is included with this report.

Recommendations/Conclusions:

It is now apparent that the storm water sewer system is in fact acting as a conduit and facilitating migration of the contaminant plume toward the primary receptor. Groundwater surface elevations south of the NAPA Auto Parts store are high enough to partially, if not completely, submerge the concrete storm water pipe line parallel to Ontario St. Groundwater is entering the pipe line through the pipe joints, traveling to the pipe terminus, and discharging directly into the surface water as it breaks out from underneath Ontario St.

This situation presents a problem short term in that chemicals of concern are entering the surface water receptor unimpeded. The Corrective Action Plan was developed based on the information available at the time under the assumption that contaminants were breaking out as groundwater leached from the embankment of the storm water ditch. However; the Corrective Action System design should provide adequate treatment of groundwater entering the storm water sewer system over time. Excellent reductions of CoC's are being observed in the compliance points throughout the project boundaries. This should result in

lower CoC concentrations being observed in the surface water over the long term.

Finally, it was previously reported that laboratory report limits for parameters reported 'ND' (Not Detected) in samples that must be diluted, are creating a problem that prevents the technical completion of this project. The CoC Mass Reduction Calculation is 84% when report limits are substituted for parameters reported as 'ND'. The reduction calculation is 90.5% if SSTL's are substituted for those same parameters. The largest discrepancy exists in the oxygenates portion of the report. The CoC Reduction Calculation is 92% if the oxygenates are deleted from the calculation altogether. It should be noted that total CoC mass has been reduced 79 to 87% depending on which way the CoC's are reported!

At the request of the project manager, the CoC Reduction Calculation Sheet is presented using each of the three different methods in this report. It is requested that the UST Program accept substituting the project SSTL's for parameters reported as 'ND'. If this method is acceptable, the 90% CoC reduction milestone will have been attained at this time. Since the project began with a 30% deficit, this represents a 120% improvement at this site overall.

Clouds Chevron CoC Mass Reduction Calculations [redacted]

Well		Benzene	Toluene	Ethylbenzene	Xylene	MTBE	Naphthalene	EDB	ETBE	TAME	TBA	Ethanol	TAA	TBF	ETBA	DIPE	Initial>SSTL	Subsequent>SSTL
MW-2	Initial 11/16/2005	5900	11000	1800	12000	3200	570	39.00	130	130	630	2500	2800	630	630	250		
	SSTL	-77	-11000	-1800	-12000	-1256	-91	-6.50	-130	-130	-630	-2500	-1900	-630	-630	-250		
	Initial>SSTL	5823	0	0	0	1944	479	32.50	0	0	0	0	900	0	0	0	9178.5	
8/12/2010	Subsequent	5	5	5	56	164	11	0.06	10	10	100	200	178	50	100	22		
	Subsequent>SSTL	0	0	0	0	0	0	0.00	0	0	0	0	0	0	0	0		0
		Benzene	Toluene	Ethylbenzene	Xylene	MTBE	Naphthalene	EDB	ETBE	TAME	TBA	Ethanol	TAA	TBF	ETBA	DIPE		
MW-3	Initial 11/16/2005	15000	27000	3500	19000	37000	1500	230.00	250	540	1300	5000	12000	1300	1300	1100		
	SSTL	-111	-27000	-3500	-19000	-1976	-108	-12.00	-250	-540	-1300	-5000	-2499	-1300	-1300	-1100		
	Initial>SSTL	14889	0	0	0	35024	1392	218.00	0	0	0	0	9501	0	0	0	61024	
8/12/2010	Subsequent	50	50	50	39	1300	50	2.80	100	100	1000	2000	1000	500	1000	50		
	Subsequent>SSTL	0	0	0	0	0	0	0.00	0	0	0	0	0	0	0	0		0
		Benzene	Toluene	Ethylbenzene	Xylene	MTBE	Naphthalene	EDB	ETBE	TAME	TBA	Ethanol	TAA	TBF	ETBA	DIPE		
MW-5	Initial 11/16/2005	100	3600	2300	8300	100	710	0.84	500	500	2500	10000	2500	2500	2500	500		
	SSTL	-87	-3600	-2300	-8300	-100	-96	-0.84	-500	-500	-2500	-10000	-2082	-2500	-2500	-500		
	Initial>SSTL	13	0	0	0	0	614	0.00	0	0	0	0	418	0	0	0	1045	
1/18/2010	Subsequent	50	50	50	31	946	50	0.02	100	100	1000	2000	1000	500	1000	50		
	Subsequent>SSTL	0	0	0	0	846	0	0.00	0	0	0	0	0	0	0	0		846
		Benzene	Toluene	Ethylbenzene	Xylene	MTBE	Naphthalene	EDB	ETBE	TAME	TBA	Ethanol	TAA	TBF	ETBA	DIPE		
MW-6	Initial 11/16/2005	13	1	1	60	1	5	0.02	5	5	25	100	25	25	25	5		
	SSTL	-13	-1	-1	-60	-1	-5	-0.02	-5	-5	-25	-100	-25	-25	-25	-5		
	Initial>SSTL	0	0	0	0	0	0	0.00	0	0	0	0	0	0	0	0	0	
8/12/2010	Subsequent	5	5	5	10	23	5	0.02	5	5	25	100	25	25	25	5		
	Subsequent>SSTL	0	4	4	0	22.1	0	0.00	0	0	0	0	0	0	0	0		30.1
		Benzene	Toluene	Ethylbenzene	Xylene	MTBE	Naphthalene	EDB	ETBE	TAME	TBA	Ethanol	TAA	TBF	ETBA	DIPE		
MW-9	Initial 11/16/2005	3100	9800	2100	11000	10	1000	0.15	50	50	250	1000	250	250	250	71		
	SSTL	-35	-7134	-2100	-11000	-10	-68	-0.15	-50	-50	-250	-1000	-250	-250	-250	-71		
	Initial>SSTL	3065	2666	0	0	0	932	0.00	0	0	0	0	0	0	0	0	6663	
8/11/2010	Subsequent	33	171	18	743	5	106	0.12	10	10	100	200	100	50	100	5		
	Subsequent>SSTL	0	0	0	0	0	38	0.00	0	0	0	0	0	0	0	0		38
		Benzene	Toluene	Ethylbenzene	Xylene	MTBE	Naphthalene	EDB	ETBE	TAME	TBA	Ethanol	TAA	TBF	ETBA	DIPE		
MW-10	Initial 11/16/2005	12000	17000	2700	13000	540	990	0.23	130	230	630	2500	630	630	630	1700		
	SSTL	-24	-17000	-2700	-13000	-294	-53	-0.23	-130	-230	-630	-2500	-630	-630	-630	-1700		
	Initial>SSTL	11976	0	0	0	246	937	0.00	0	0	0	0	0	0	0	0	13159	
8/11/2010	Subsequent	289	1930	141	2220	50	180	0.02	100	100	630	2000	630	500	630	50		
	Subsequent>SSTL	265	0	0	0	0	127	0.00	0	0	0	0	0	0	0	0		392
		Benzene	Toluene	Ethylbenzene	Xylene	MTBE	Naphthalene	EDB	ETBE	TAME	TBA	Ethanol	TAA	TBF	ETBA	DIPE		
MW-11	Initial 11/16/2005	25	230	25	25	25	130	0.02	130	130	630	2500	630	630	630	130		
	SSTL	-25	-230	-25	-25	-25	-70	-0.02	-130	-130	-630	-2500	-630	-630	-630	-130		
	Initial>SSTL	0	0	0	0	0	60	0.00	0	0	0	0	0	0	0	0	60	
8/11/2010	Subsequent	5	5	5	10	5	6	0.02	10	10	100	200	100	50	100	5		
	Subsequent>SSTL	0	0	0	0	0	0	0.00	0	0	0	0	0	0	0	0		0
		Benzene	Toluene	Ethylbenzene	Xylene	MTBE	Naphthalene	EDB	ETBE	TAME	TBA	Ethanol	TAA	TBF	ETBA	DIPE		
MW-12	Initial 11/16/2005	25	230	25	25	25	130	0.02	5	5	25	100	25	25	25	5		
	SSTL	-9	-230	-25	-25	-25	-33	-0.02	-5	-5	-25	-100	-25	-25	-25	-5		
	Initial>SSTL	16	0	0	0	0	97	0.00	0	0	0	0	0	0	0	0	113	
8/11/2010	Subsequent	95	10	33	9	5	18	0.02	5	5	25	100	150	25	25	10		
	Subsequent>SSTL	85.5	0	7.7	0	0	0	0.00	0	0	0	0	125	0	0	4.5		222.7
		Benzene	Toluene	Ethylbenzene	Xylene	MTBE	Naphthalene	EDB	ETBE	TAME	TBA	Ethanol	TAA	TBF	ETBA	DIPE		
MW-15	Initial 11/16/2005	210	520	230	720	1	190	0.02	5	5	25	100	25	25	330	5.4		
	SSTL	-16	-520	-230	-720	-1	-45	-0.02	-5	-5	-25	-100	-25	-25	-330	-5.4		
	Initial>SSTL	194	0	0	0	0	145	0.00	0	0	0	0	0	0	0	0	339	
8/11/2010	Subsequent	26	82	159	456	1	174	0.02	5	5	25	100	143	25	200	5		
	Subsequent>SSTL	10.1	0	0	0	0	129	0.00	0	0	0	0	118	0	0	0		257.1
		Benzene	Toluene	Ethylbenzene	Xylene	MTBE	Naphthalene	EDB	ETBE	TAME	TBA	Ethanol	TAA	TBF	ETBA	DIPE		
MW-17	Initial 11/16/2005	3500	28000	3600	20000	200	1800	0.02	1000	1000	5000	20000	5000	5000	5000	1000		
	SSTL	-32	-6631	-3600	-20000	-200	-66	-0.02	-1000	-263	-5000	-20000	-773	-5000	-5000	-1000		
	Initial>SSTL	3468	21369	0	0	0	1734	0.00	0	737	0	0	4227	0	0	0	31535	
8/11/2010	Subsequent	27	904	179	5860	50	991	0.02	773	100	1000	2000	1000	500	1000	50		
	Subsequent>SSTL	0	0	0	0	0	925	0.00	0	0	0	0	227	0	0	0		1152
		Benzene	Toluene	Ethylbenzene	Xylene	MTBE	Naphthalene	EDB	ETBE	TAME	TBA	Ethanol	TAA	TBF	ETBA	DIPE		
MW-18	Initial 11/16/2005	18000	37000	3200	17000	6400	1300	1.60	1000	1000	5000	20000	5000	5000	5000	2800		
	SSTL	-40	-19326	-3200	-17000	-4260	-348	-1.60	-1000	-1000	-5000	-20000	-938	-5000	-5000	-2800		
	Initial>SSTL	17960	17674	0	0	2140	952	0.00	0	0	0	0	4062	0	0	0	42788	
8/11/2010	Subsequent	1150	2990	116	10300	991	684	2.40	100	189	433	2000	6530	500	1000	576		
	Subsequent>SSTL	1110	0	0	0	0	336	0.80	0	0	0	0	5592	0	0	0		7038.8
		Benzene	Toluene	Ethylbenzene	Xylene	MTBE	Naphthalene	EDB	ETBE	TAME	TBA	Ethanol	TAA	TBF	ETBA	DIPE		
MW-19	Initial 11/16/2005	23000	48000	3600	20000	4200	1300	1.70	1000	1000	5000	20000	5000	5000	5000	2300		
	SSTL	-54	-11081	-3600	-20000	-4200	-86	-1.70	-1000	-320	-5000	-20000	-1065	-5000	-5000	-2300		
	Initial>SSTL	22946	36919	0	0	0	1214	0.00	0	680	0	0	3935	0	0	0	65694	
8/12/2010	Subsequent	485	2650	245	7760	194	970	2.00	200	200	2000	4000	1490	1000	2000	100		
	Subsequent>SSTL	431	0	0	0	0	884	0.30	0	0	0	0	425	0	0	0		1740.3

[redacted]

		Benzene	Toluene	Ethylbenzene	Xylene	MTBE	Naphthalene	EDB	ETBE	TAME	TBA	Ethanol	TAA	TBF	ETBA	DIPE		
MW-20	Initial 11/16/2005	19000	36000	3200	18000	7200	1400	0.02	1000	1000	5000	20000	5000	5000	5000	2800		
	SSTL	-83	-17249	-3200	-18000	-7200	-108	-0.02	-1000	-381	-5000	-20000	-1403	-5000	-5000	-2800		
	Initial>SSTL	18917	18751	0	0	0	1292	0.00	0	619	0	0	3597	0	0	0	43176	
8/16/2010	Subsequent	412	2930	728	8820	89	817	0.07	200	200	2000	4000	2850	1000	2000	100		
	Subsequent>SSTL	329	0	0	0	0	709	0.05	0	0	0	0	1447	0	0	0		2485.048
		Benzene	Toluene	Ethylbenzene	Xylene	MTBE	Naphthalene	EDB	ETBE	TAME	TBA	Ethanol	TAA	TBF	ETBA	DIPE		
MW-22	Initial 11/16/2005	24000	39000	5000	27000	780	4600	0.02	1000	1000	5000	20000	5000	5000	5000	1900		
	SSTL	-90	-18572	-5000	-27000	-780	-112	-0.02	-1000	-392	-5000	-20000	-1469	-5000	-5000	-1900		
	Initial>SSTL	23910	20428	0	0	0	4488	0.00	0	608	0	0	3531	0	0	0	52965	
8/16/2010	Subsequent	582	5710	1010	12800	250	326	0.02	500	392	5000	10000	1469	2500	5000	250		
	Subsequent>SSTL	492	0	0	0	0	214	0.00	0	0	0	0	0	0	0	0		706
		Benzene	Toluene	Ethylbenzene	Xylene	MTBE	Naphthalene	EDB	ETBE	TAME	TBA	Ethanol	TAA	TBF	ETBA	DIPE		
MW-23	Initial 11/16/2005	8100	19000	1800	9700	1600	1000	1.30	56	1000	25	100	25	25	5000	1000		
	SSTL	-72	-14880	-1800	-9700	-1600	-100	-1.30	-56	-359	-25	-100	-25	-25	-5000	-1000		
	Initial>SSTL	8028	4120	0	0	0	900	0.00	0	641	0	0	0	0	0	0	13689	
8/12/2010	Subsequent	546	1030	31	1790	268	259	0.06	10	57	25	100	2450	25	100	177		
	Subsequent>SSTL	474	0	0	0	0	159	0.00	0	0	0	0	2425	0	0	0		3058
		Benzene	Toluene	Ethylbenzene	Xylene	MTBE	Naphthalene	EDB	ETBE	TAME	TBA	Ethanol	TAA	TBF	ETBA	DIPE		
MW-24	Initial 11/16/2005	1340	1520	98	1730	610	66.5	26.30	1	60	10	100	4890	10	1150	449		
	SSTL	-54	-1520	-98	-1730	-610	-66.5	-8.00	-1	-60	-10	-100	-1065	-10	-1150	-449		
	Initial>SSTL	1286	0	0	0	0	0	18.30	0	0	0	0	3825	0	0	0	5129.3	
8/12/2010	Subsequent	22	21	9	36	8	6	0.02	1	10	10	100	73	10	100.00	3		
	Subsequent>SSTL	0	0	0	0	0	0	0.00	0	0	0	0	0	0	0	0		0
		Benzene	Toluene	Ethylbenzene	Xylene	MTBE	Naphthalene	EDB	ETBE	TAME	TBA	Ethanol	TAA	TBF	ETBA	DIPE		
MW-25	Initial 11/16/2005	1600	6200	850	4400	17	260	0.02	5	5	25	100	25	25	25	110		
	SSTL	-104	-6200	-850	-4400	-17	-121	-0.02	-5	-5	-25	-100	-25	-25	-25	-110		
	Initial>SSTL	1496	0	0	0	0	139	0.00	0	0	0	0	0	0	0	0	1635	
8/16/2010	Subsequent	70	3730	1700	11700	13	1080	0.02	5	5	25	100	1120	25	25	13		
	Subsequent>SSTL	0	0	850	7300	0	959	0.00	0	0	0	0	1095	0	0	0		10204
		Benzene	Toluene	Ethylbenzene	Xylene	MTBE	Naphthalene	EDB	ETBE	TAME	TBA	Ethanol	TAA	TBF	ETBA	DIPE		
MW-31	Initial 11/16/2005	20	53	21	260	1	51	0.02	5	5	25	100	25	25	120	5		
	SSTL	-20	-53	-21	-260	-1	-51	-0.02	-5	-5	-25	-100	-25	-25	-120	-5		
	Initial>SSTL	0	0	0	0	0	0	0.00	0	0	0	0	0	0	0	0	0	
8/11/2010	Subsequent	5	5	3	10	5	5	0.02	5	5	25	100	25	25	100	5		
	Subsequent>SSTL	0	0	0	0	4	0	0.00	0	0	0	0	0	0	0	0		4
		Benzene	Toluene	Ethylbenzene	Xylene	MTBE	Naphthalene	EDB	ETBE	TAME	TBA	Ethanol	TAA	TBF	ETBA	DIPE		
MW-32	Initial 11/16/2005	400	14000	520	18000	5	170	0.09	25	25	130	500	130	130	5000	25		
	SSTL	-71	-14000	-520	-18000	-5	-170	-0.09	-25	-25	-130	-500	-130	-130	-5000	-25		
	Initial>SSTL	329	0	0	0	0	0	0.00	0	0	0	0	0	0	0	0	329	
8/11/2010	Subsequent	5	5	1	6	5	5	0.02	10	10	100	200	100	50	100	5		
	Subsequent>SSTL	0	0	0	0	0	0	0.00	0	0	0	0	0	0	0	0		0
		Benzene	Toluene	Ethylbenzene	Xylene	MTBE	Naphthalene	EDB	ETBE	TAME	TBA	Ethanol	TAA	TBF	ETBA	DIPE		
MW-33	Initial 11/16/2005	410	1600	290	1400	50	100	0.02	5	5	25	500	130	25	500	120		
	SSTL	-53	-1600	-290	-1400	-50	-100	-0.02	-5	-5	-25	-500	-130	-25	-500	-120		
	Initial>SSTL	357	0	0	0	0	0	0.00	0	0	0	0	0	0	0	0	357	
8/11/2010	Subsequent	3	5	5	3	5	5	0.02	5	5	25	200	100	25	100	5		
	Subsequent>SSTL	0	0	0	0	0	0	0.00	0	0	0	0	0	0	0	0		0
		Benzene	Toluene	Ethylbenzene	Xylene	MTBE	Naphthalene	EDB	ETBE	TAME	TBA	Ethanol	TAA	TBF	ETBA	DIPE		
MW-34	Initial 11/16/2005	250	870	180	1700	10	360	0.16	50	50	250	1000	5300	250	2800	50		
	SSTL	-35	-870	-180	-1700	-10	-301	-0.16	-50	-50	-250	-1000	-870	-250	-2800	-50		
	Initial>SSTL	215	0	0	0	0	59	0.00	0	0	0	0	4430	0	0	0	4704	
8/11/2010	Subsequent	5	5	5	10	5	5	0.02	5	10	100	200	100	50	100	5		
	Subsequent>SSTL	0	0	0	0	0	0	0.00	0	0	0	0	0	0	0	0		0
		Benzene	Toluene	Ethylbenzene	Xylene	MTBE	Naphthalene	EDB	ETBE	TAME	TBA	Ethanol	TAA	TBF	ETBA	DIPE		
MW-35	Initial 11/16/2005	12000	22000	3200	15000	1300	1200	3.20	5	1000	5000	100	25	25	5000	1300		
	SSTL	-56	-22000	-3200	-15000	-1300	-542	-3.20	-5	-1000	-5000	-100	-25	-25	-5000	-1300		
	Initial>SSTL	11944	0	0	0	0	658	0.00	0	0	0	0	0	0	0	0	12602	
8/11/2010	Subsequent	28	185	63	386	5	58	0.02	5	10	100	100	25	25	100	5		
	Subsequent>SSTL	0	0	0	0	0	0	0.00	0	0	0	0	0	0	0	0		0
		Benzene	Toluene	Ethylbenzene	Xylene	MTBE	Naphthalene	EDB	ETBE	TAME	TBA	Ethanol	TAA	TBF	ETBA	DIPE		
MW-36	Initial 11/16/2005	140	310	320	1400	1	120	0.02	5	5	25	100	500	25	500	5		
	SSTL	-85	-310	-320	-1400	-1	-120	-0.02	-5	-5	-25	-100	-500	-25	-500	-5		
	Initial>SSTL	55	0	0	0	0	0	0.00	0	0	0	0	0	0	0	0	55	
8/11/2010	Subsequent	5	5	5	10	1	5	0.02	5	5	25	100	100	25	100	5		
	Subsequent>SSTL	0	0	0	0	0	0	0.00	0	0	0	0	0	0	0	0		0
		Benzene	Toluene	Ethylbenzene	Xylene	MTBE	Naphthalene	EDB	ETBE	TAME	TBA	Ethanol	TAA	TBF	ETBA	DIPE		
MW-37	Initial 11/16/2005	360	360	44	170	160	15	0.10	5	12	25	100	330	25	45	52		
	SSTL	-90	-360	-44	-170	-160	-15	-0.10	-5	-12	-25	-100	-330	-25	-45	-52		
	Initial>SSTL	270	0	0	0	0	0	0.00	0	0	0	0	0	0	0	0	270	
8/16/2010	Subsequent	5	2	5	18	5	4	0.02	5	10	25	100	100	25	45	5		
	Subsequent>SSTL	0	0	0	0	0	0	0.00	0	0	0	0	0	0	0	0		0

[redacted]

		Benzene	Toluene	Ethylbenzene	Xylene	MTBE	Naphthalene	EDB	ETBE	TAME	TBA	Ethanol	TAA	TBF	ETBA	DIPE		
MW-39	Initial 11/16/2005	3100	17000	2600	13000	25	830	0.29	130	130	630	2500	630	630	630	130		
	SSTL	-90	-17000	-2600	-13000	-25	-830	-0.29	-130	-130	-630	-2500	-630	-630	-630	-130		
	Initial>SSTL	3010	0	0	0	0	0	0.00	0	0	0	0	0	0	0	0	3010	
8/16/2010	Subsequent	5	20	16	93	5	15	0.02	10	10	100	200	100	50	100	5		
	Subsequent>SSTL	0	0	0	0	0	0	0.00	0	0	0	0	0	0	0	0		0
		Benzene	Toluene	Ethylbenzene	Xylene	MTBE	Naphthalene	EDB	ETBE	TAME	TBA	Ethanol	TAA	TBF	ETBA	DIPE		
MW-40	Initial 11/16/2005	840	740	690	1900	1	500	0.22	5	5	25	100	25	25	1500	25		
	SSTL	-113	-740	-690	-1900	-1	-500	-0.22	-5	-5	-25	-100	-25	-25	-1500	-25		
	Initial>SSTL	727	0	0	0	0	0	0.00	0	0	0	0	0	0	0	0	727	
8/16/2010	Subsequent	5	5	5	10	5	5	0.02	5	5	25	100	25	25	100	5		
	Subsequent>SSTL	0	0	0	0	4	0	0.00	0	0	0	0	0	0	0	0		4
		Benzene	Toluene	Ethylbenzene	Xylene	MTBE	Naphthalene	EDB	ETBE	TAME	TBA	Ethanol	TAA	TBF	ETBA	DIPE		
MW-41	Initial 11/16/2005	1	1	1	1	1	5	0.02	5	5	25	100	25	25	25	5		
	SSTL	-1	-1	-1	-1	-1	-5	-0.02	-5	-5	-25	-100	-25	-25	-25	-5		
	Initial>SSTL	0	0	0	0	0	0	0.00	0	0	0	0	0	0	0	0	0	
8/16/2010	Subsequent	168	75	200	162	11	161	0.02	5	5	25	100	319	25	25	12		
	Subsequent>SSTL	167	73.5	199	161	9.5	156	0.00	0	0	0	0	294	0	0	7.2		1067.2
		Benzene	Toluene	Ethylbenzene	Xylene	MTBE	Naphthalene	EDB	ETBE	TAME	TBA	Ethanol	TAA	TBF	ETBA	DIPE		
MW-42	Initial 11/16/2005	1	1	1	1	1	5.4	0.02	5	5	25	100	25	25	25	5		
	SSTL	-1	-1	-1	-1	-1	-5.4	-0.02	-5	-5	-25	-100	-25	-25	-25	-5		
	Initial>SSTL	0	0	0	0	0	0	0.00	0	0	0	0	0	0	0	0	0	
8/16/2010	Subsequent	5	5	17	39	5	21	0.02	5	5	25	100	25	25	25	5		
	Subsequent>SSTL	4	4	15.6	38.2	4	16	0.00	0	0	0	0	0	0	0	0		81.8
		Benzene	Toluene	Ethylbenzene	Xylene	MTBE	Naphthalene	EDB	ETBE	TAME	TBA	Ethanol	TAA	TBF	ETBA	DIPE		
MW-47	Initial 11/16/2005	1	14	1	1	1	5	2.40	5	5	25	100	25	25	25	5		
	SSTL	-1	-14	-1	-1	-1	-5	-1.00	-5	-5	-25	-100	-25	-25	-25	-5		
	Initial>SSTL	0	0	0	0	0	0	1.40	0	0	0	0	0	0	0	0	1.4	
8/11/2010	Subsequent	1	5	1	1	1	5	0.02	5	5	25	100	25	25	25	5		
	Subsequent>SSTL	0	0	0	0	0	0	0.00	0	0	0	0	0	0	0	0		0
		Benzene	Toluene	Ethylbenzene	Xylene	MTBE	Naphthalene	EDB	ETBE	TAME	TBA	Ethanol	TAA	TBF	ETBA	DIPE		
MW-54	Initial 11/16/2005	970	2900	460	2200	1500	1100	2.70	50	50	250	1000	650	250	250	50		
	SSTL	-7	-1337	-460	-2200	-83	-29	-2.70	-50	-50	-250	-1000	-650	-250	-250	-50		
	Initial>SSTL	963	1563	0	0	1417	1071	0.00	0	0	0	0	0	0	0	0	5014	
8/17/2010	Subsequent	5	2	5	10	7	5	5.00	10	10	100	200	100	50	100	11		
	Subsequent>SSTL	0	0	0	0	0	0	2.30	0	0	0	0	0	0	0	0		2.3
		Benzene	Toluene	Ethylbenzene	Xylene	MTBE	Naphthalene	EDB	ETBE	TAME	TBA	Ethanol	TAA	TBF	ETBA	DIPE		
MW-55	Initial 11/16/2005	440	1	27	1	410	39	0.11	5	14	130	100	1400	25	82	83		
	SSTL	-11	-1	-27	-1	-103	-36	-0.05	-5	-14	-130	-100	-423	-25	-82	-83		
	Initial>SSTL	429	0	0	0	307	3	0.06	0	0	0	0	977	0	0	0	1716.06	
8/11/2010	Subsequent	88	5	26	10	191	25	0.02	5	10	100	100	574	25	82	18		
	Subsequent>SSTL	77	4	0	9	88	0	0.00	0	0	0	0	151	0	0	0		329
		Benzene	Toluene	Ethylbenzene	Xylene	MTBE	Naphthalene	EDB	ETBE	TAME	TBA	Ethanol	TAA	TBF	ETBA	DIPE		
MW-57	Initial 11/16/2005	12000	12000	2000	8200	2000	1000	3.30	1000	1000	5000	20000	8200	5000	5000	1200		
	SSTL	-6	-1944	-969	-8200	-54	-28	-0.05	-1000	-165	-1908	-20000	-287	-5000	-5000	-290		
	Initial>SSTL	11994	10056	1031	0	1946	972	3.25	0	835	3092	0	7913	0	0	910	38752.25	
8/11/2010	Subsequent	5	5	5	4	5	4	0.02	10	10	100	200	100	50	100	5		
	Subsequent>SSTL	0	0	0	0	0	0	0.00	0	0	0	0	0	0	0	0		0
		Benzene	Toluene	Ethylbenzene	Xylene	MTBE	Naphthalene	EDB	ETBE	TAME	TBA	Ethanol	TAA	TBF	ETBA	DIPE		
MW-58	Initial 11/16/2005	5300	110	960	160	630	490	2.00	87	88	250	1000	3500	250	500	670		
	SSTL	-6	-110	-918	-160	-51	-27	-0.05	-87	-88	-250	-1000	-279	-250	-500	-260		
	Initial>SSTL	5294	0	42	0	579	463	1.95	0	0	0	0	3221	0	0	410	10010.95	
8/11/2010	Subsequent	5	5	2	10	76	5	0.02	10	7	112	200	1170	50	100	52		
	Subsequent>SSTL	0	0	0	0	25.4	0	0.00	0	0	0	0	891	0	0	0		916.4
		Benzene	Toluene	Ethylbenzene	Xylene	MTBE	Naphthalene	EDB	ETBE	TAME	TBA	Ethanol	TAA	TBF	ETBA	DIPE		
MW-64	Initial 11/16/2005	390	13	51	1	100	56	0.02	5	10	25	100	25	25	170	41		
	SSTL	-345	-13	-51	-1	-100	-56	-0.02	-5	-10	-25	-100	-25	-25	-170	-41		
	Initial>SSTL	45	0	0	0	0	0	0.00	0	0	0	0	0	0	0	0	45	
8/16/2010	Subsequent	1410	1130	228	724	195	185	0.16	5	10	25	100	3110	25	170	87		
	Subsequent>SSTL	1065	1117	177	723	95	129	0.14	0	0	0	0	3085	0	0	46.3		6437.44
		Benzene	Toluene	Ethylbenzene	Xylene	MTBE	Naphthalene	EDB	ETBE	TAME	TBA	Ethanol	TAA	TBF	ETBA	DIPE		
MW-65	Initial 11/16/2005	140	31	78	88	6	45	0.02	5	5	25	100	25	25	74	14		
	SSTL	-140	-31	-78	-88	-6	-45	-0.02	-5	-5	-25	-100	-25	-25	-74	-14		
	Initial>SSTL	0	0	0	0	0	0	0.00	0	0	0	0	0	0	0	0	0	
8/16/2010	Subsequent	420	398	234	262	16	168	0.02	5	5	25	100	648	25	74	21		
	Subsequent>SSTL	280	367	156	174	10.4	123	0.00	0	0	0	0	623	0	0	7.3		1740.7
		Benzene	Toluene	Ethylbenzene	Xylene	MTBE	Naphthalene	EDB	ETBE	TAME	TBA	Ethanol	TAA	TBF	ETBA	DIPE		
MW-66	Initial 11/16/2005	1	1	1	27	1	8.6	0.02	5	5	25	100	25	25	25	5		
	SSTL	-1	-1	-1	-27	-1	-8.6	-0.02	-5	-5	-25	-100	-25	-25	-25	-5		
	Initial>SSTL	0	0	0	0	0	0	0.00	0	0	0	0	0	0	0	0	0	
8/16/2010	Subsequent	1	1	1	10	1	5	0.02	5	5	25	100	25	25	25	5		
	Subsequent>SSTL	0	0	0	0	0	0	0.00	0	0	0	0	0	0	0	0		0

		Benzene	Toluene	Ethylbenzene	Xylene	MTBE	Naphthalene	EDB	ETBE	TAME	TBA	Ethanol	TAA	TBF	ETBA	DIPE		
MW-5aR	Initial 11/16/2005	27000	31000	2500	14000	9900	1000	0.19	1000	2300	5000	20000	54000	5400	13000	4100		
	SSTL	-83	-17249	-2500	-14000	-9900	-108	-0.19	-1000	-381	-5000	-20000	-1403	-5400	-13000	-4100		
	Initial>SSTL	26917	13751	0	0	0	892	0.00	0	1919	0	0	52597	0	0	0	96076	
8/16/2010	Subsequent	2120	6600	716	6060	500	466	0.02	1000	381	5000	20000	1403	5000	10000	500		
	Subsequent>SSTL	2037	0	0	0	0	358	0.00	0	0	0	0	0	0	0	0		2395
		Benzene	Toluene	Ethylbenzene	Xylene	MTBE	Naphthalene	EDB	ETBE	TAME	TBA	Ethanol	TAA	TBF	ETBA	DIPE		
PW-1R	Initial 11/16/2005	8300	6800	1800	8100	290	770	7.60	320	1400	1100	1000	18000	250	3000	2500		
	SSTL	-58	-6800	-1800	-8100	-290	-89	-6.00	-320	-330	-1100	-1000	-1114	-250	-3000	-2500		
	Initial>SSTL	8242	0	0	0	0	681	1.60	0	1070	0	0	16886	0	0	0	26880.6	
1/18/2010	Subsequent	4	20	3	55	5	3	0.02	10	10	100	200	100	50	100	5		
	Subsequent>SSTL	0	0	0	0	0	0	0.00	0	0	0	0	0	0	0	0		0
		Benzene	Toluene	Ethylbenzene	Xylene	MTBE	Naphthalene	EDB	ETBE	TAME	TBA	Ethanol	TAA	TBF	ETBA	DIPE		
RW-1R	Initial 11/16/2005	1600	10	230	10	130	14	0.54	5	50	25	100	850	25	250	160		
	SSTL	-54	-10	-230	-10	-130	-14	-0.54	-5	-50	-25	-100	-850	-25	-250	-160		
	Initial>SSTL	1546	0	0	0	0	0	0.00	0	0	0	0	0	0	0	0	1546	
1/18/2010	Subsequent	5	2	5	10	5	5	0.02	5	10	25	100	100	25	100	5		
	Subsequent>SSTL	0	0	0	0	0	0	0.00	0	0	0	0	0	0	0	0		0
		Benzene	Toluene	Ethylbenzene	Xylene	MTBE	Naphthalene	EDB	ETBE	TAME	TBA	Ethanol	TAA	TBF	ETBA	DIPE		
DW-3	Initial 11/16/2005	350	360	64	220	230	5	0.06	5	17	25	100	850	75	95	5		
	SSTL	-45	-360	-64	-220	-230	-5	-0.06	-5	-17	-25	-100	-850	-75	-95	-5		
	Initial>SSTL	305	0	0	0	0	0	0.00	0	0	0	0	0	0	0	0	305	
8/12/2010	Subsequent	1810	3870	451	2440	211	178	0.22	5	35	190	100	3820	50	95	118		
	Subsequent>SSTL	1765	3510	387	2220	0	173	0.16	0	17.8	165	0	2970	0	0	113		11320.96
		Benzene	Toluene	Ethylbenzene	Xylene	MTBE	Naphthalene	EDB	ETBE	TAME	TBA	Ethanol	TAA	TBF	ETBA	DIPE		
DW-4	Initial 11/16/2005	74	380	102	524	11.5	48	1.46	5	5	50	500	150	50	50	25		
	SSTL	-48	-380	-102	-524	-11.5	-48	-1.46	-5	-5	-50	-500	-150	-50	-50	-25		
	Initial>SSTL	26	0	0	0	0	0	0.00	0	0	0	0	0	0	0	0	26	
8/12/2010	Subsequent	5	5	5	10	5	5	0.02	5	5	50	200	100	50	50	5		
	Subsequent>SSTL	0	0	0	0	0	0	0.00	0	0	0	0	0	0	0	0		0
		Benzene	Toluene	Ethylbenzene	Xylene	MTBE	Naphthalene	EDB	ETBE	TAME	TBA	Ethanol	TAA	TBF	ETBA	DIPE		
DW-7	Initial 11/16/2005	40	2	2	2	20	10	0.14	10	10	50	200	300	50	50	16		
	SSTL	-7	-2	-2	-2	-20	-10	-0.14	-10	-10	-50	-200	-300	-50	-50	-16		
	Initial>SSTL	33	0	0	0	0	0	0.00	0	0	0	0	0	0	0	0	33	
8/11/2010	Subsequent	5	2	2	2	3	5	0.02	10	10	50	200	100	50	50	5		
	Subsequent>SSTL	0	0	0	0	0	0	0.00	0	0	0	0	0	0	0	0		0
		Benzene	Toluene	Ethylbenzene	Xylene	MTBE	Naphthalene	EDB	ETBE	TAME	TBA	Ethanol	TAA	TBF	ETBA	DIPE		
DW-9	Initial 11/16/2005	1	5	1	1	1	5	0.02	5	5	25	100	25	25	25	5		
	SSTL	-1	-5	-1	-1	-1	-5	-0.02	-5	-5	-25	-100	-25	-25	-25	-5		
	Initial>SSTL	0	0	0	0	0	0	0.00	0	0	0	0	0	0	0	0	0	
1/19/2010	Subsequent	1	5	1	1	1	5	0.02	5	5	25	100	25	25	25	5		
	Subsequent>SSTL	0	0	0	0	0	0	0.00	0	0	0	0	0	0	0	0		0
Totals	Initial>SSTL																550653.06	
	Subsequent>SSTL																	52468.848

CoC Mass Reduction Calculation

= (Initial>SSTL-Subsequent>SSTL)/(Initial>SSTL)*100%
= 90.47%

Clouds Chevron CoC Mass Reduction Calculations [redacted]

Well		Benzene	Toluene	Ethylbenzene	Xylene	MTBE	Naphthalene	EDB	ETBE	TAME	TBA	Ethanol	TAA	TBF	ETBA	DIPE	Initial>SSTL	Subsequent>SSTL
MW-2	Initial 11/16/2005	5900	11000	1800	12000	3200	570	39.00										
	SSTL	-77	-11000	-1800	-12000	-1256	-91	-6.50	-130	-130	-630	-2500	-1900	-630	-630	-250		
	Initial>SSTL	5823	0	0	0	1944	479	32.50	0	0	0	0	0	0	0	0	8278.5	
8/12/2010	Subsequent	5	5	5	56	164	11	0.08	0	0	0	0	0	0	0	0		
	Subsequent>SSTL	0	0	0	0	0	0	0.00	0	0	0	0	0	0	0	0		0
		Benzene	Toluene	Ethylbenzene	Xylene	MTBE	Naphthalene	EDB	ETBE	TAME	TBA	Ethanol	TAA	TBF	ETBA	DIPE		
MW-3	Initial 11/16/2005	15000	27000	3500	19000	37000	1500	230.00										
	SSTL	-111	-27000	-3500	-19000	-1976	-108	-12.00	-250	-540	-1300	-5000	-2499	-1300	-1300	-1100		
	Initial>SSTL	14889	0	0	0	35024	1392	218.00	0	0	0	0	0	0	0	0	51523	
8/12/2010	Subsequent	50	50	50	39	1300	50	2.80	0	0	0	0	0	0	0	0		
	Subsequent>SSTL	0	0	0	0	0	0	0.00	0	0	0	0	0	0	0	0		0
		Benzene	Toluene	Ethylbenzene	Xylene	MTBE	Naphthalene	EDB	ETBE	TAME	TBA	Ethanol	TAA	TBF	ETBA	DIPE		
MW-5	Initial 11/16/2005	100	3600	2300	8300	100	710	0.84										
	SSTL	-87	-3600	-2300	-8300	-100	-96	-0.84	-500	-500	-2500	-10000	-2082	-2500	-2500	-500		
	Initial>SSTL	13	0	0	0	0	614	0.00	0	0	0	0	0	0	0	0	627	
1/18/2010	Subsequent	50	50	50	31	946	50	0.02	0	0	0	0	0	0	0	0		
	Subsequent>SSTL	0	0	0	0	846	0	0.00	0	0	0	0	0	0	0	0		846
		Benzene	Toluene	Ethylbenzene	Xylene	MTBE	Naphthalene	EDB	ETBE	TAME	TBA	Ethanol	TAA	TBF	ETBA	DIPE		
MW-6	Initial 11/16/2005	13	1	1	60	1	5	0.02										
	SSTL	-13	-1	-1	-60	-1	-5	-0.02	-5	-5	-25	-100	-25	-25	-25	-5		
	Initial>SSTL	0	0	0	0	0	0	0.00	0	0	0	0	0	0	0	0	0	
8/12/2010	Subsequent	5	5	5	10	23	5	0.02	0	0	0	0	0	0	0	0		
	Subsequent>SSTL	0	4	4	0	22.1	0	0.00	0	0	0	0	0	0	0	0		30.1
		Benzene	Toluene	Ethylbenzene	Xylene	MTBE	Naphthalene	EDB	ETBE	TAME	TBA	Ethanol	TAA	TBF	ETBA	DIPE		
MW-9	Initial 11/16/2005	3100	9800	2100	11000	10	1000	0.15										
	SSTL	-35	-7134	-2100	-11000	-10	-68	-0.15	-50	-50	-250	-1000	-250	-250	-250	-71		
	Initial>SSTL	3065	2666	0	0	0	932	0.00	0	0	0	0	0	0	0	0	6663	
8/11/2010	Subsequent	33	171	18	743	5	106	0.12	0	0	0	0	0	0	0	0		
	Subsequent>SSTL	0	0	0	0	0	38	0.00	0	0	0	0	0	0	0	0		38
		Benzene	Toluene	Ethylbenzene	Xylene	MTBE	Naphthalene	EDB	ETBE	TAME	TBA	Ethanol	TAA	TBF	ETBA	DIPE		
MW-10	Initial 11/16/2005	12000	17000	2700	13000	540	990	0.23										
	SSTL	-24	-17000	-2700	-13000	-294	-53	-0.23	-130	-230	-630	-2500	-630	-630	-630	-1700		
	Initial>SSTL	11976	0	0	0	246	937	0.00	0	0	0	0	0	0	0	0	13159	
8/11/2010	Subsequent	289	1930	141	2220	50	180	0.02	0	0	0	0	0	0	0	0		
	Subsequent>SSTL	265	0	0	0	0	127	0.00	0	0	0	0	0	0	0	0		392
		Benzene	Toluene	Ethylbenzene	Xylene	MTBE	Naphthalene	EDB	ETBE	TAME	TBA	Ethanol	TAA	TBF	ETBA	DIPE		
MW-11	Initial 11/16/2005	25	230	25	25	25	130	0.02										
	SSTL	-25	-230	-25	-25	-25	-70	-0.02	-130	-130	-630	-2500	-630	-630	-630	-130		
	Initial>SSTL	0	0	0	0	0	60	0.00	0	0	0	0	0	0	0	0	60	
8/11/2010	Subsequent	5	5	5	10	5	6	0.02	0	0	0	0	0	0	0	0		
	Subsequent>SSTL	0	0	0	0	0	0	0.00	0	0	0	0	0	0	0	0		0
		Benzene	Toluene	Ethylbenzene	Xylene	MTBE	Naphthalene	EDB	ETBE	TAME	TBA	Ethanol	TAA	TBF	ETBA	DIPE		
MW-12	Initial 11/16/2005	25	230	25	25	25	130	0.02										
	SSTL	-9	-230	-25	-25	-25	-33	-0.02	-5	-5	-25	-100	-25	-25	-25	-5		
	Initial>SSTL	16	0	0	0	0	97	0.00	0	0	0	0	0	0	0	0	113	
8/11/2010	Subsequent	95	10	33	9	5	18	0.02	0	0	0	0	0	0	0	0		
	Subsequent>SSTL	85.5	0	7.7	0	0	0	0.00	0	0	0	0	0	0	0	0		93.2
		Benzene	Toluene	Ethylbenzene	Xylene	MTBE	Naphthalene	EDB	ETBE	TAME	TBA	Ethanol	TAA	TBF	ETBA	DIPE		
MW-15	Initial 11/16/2005	210	520	230	720	1	190	0.02										
	SSTL	-16	-520	-230	-720	-1	-45	-0.02	-5	-5	-25	-100	-25	-25	-330	-5.4		
	Initial>SSTL	194	0	0	0	0	145	0.00	0	0	0	0	0	0	0	0	339	
8/11/2010	Subsequent	26	82	159	456	1	174	0.02	0	0	0	0	0	0	0	0		
	Subsequent>SSTL	10.1	0	0	0	0	129	0.00	0	0	0	0	0	0	0	0		139.1
		Benzene	Toluene	Ethylbenzene	Xylene	MTBE	Naphthalene	EDB	ETBE	TAME	TBA	Ethanol	TAA	TBF	ETBA	DIPE		
MW-17	Initial 11/16/2005	3500	28000	3600	20000	200	1800	0.02										
	SSTL	-32	-6531	-3600	-20000	-200	-66	-0.02	-1000	-263	-5000	-20000	-773	-5000	-5000	-1000		
	Initial>SSTL	3468	21469	0	0	0	1734	0.00	0	0	0	0	0	0	0	0	26571	
8/11/2010	Subsequent	27	904	179	5860	50	991	0.02	0	0	0	0	0	0	0	0		
	Subsequent>SSTL	0	0	0	0	0	925	0.00	0	0	0	0	0	0	0	0		925
		Benzene	Toluene	Ethylbenzene	Xylene	MTBE	Naphthalene	EDB	ETBE	TAME	TBA	Ethanol	TAA	TBF	ETBA	DIPE		
MW-18	Initial 11/16/2005	18000	37000	3200	17000	6400	1300	1.60										
	SSTL	-40	-19326	-3200	-17000	-4260	-348	-1.60	-1000	-1000	-5000	-20000	-938	-5000	-5000	-2800		
	Initial>SSTL	17960	17674	0	0	2140	952	0.00	0	0	0	0	0	0	0	0	38726	
8/11/2010	Subsequent	1150	2990	116	10300	991	684	2.40	0	0	0	0	0	0	0	0		
	Subsequent>SSTL	1110	0	0	0	0	336	0.80	0	0	0	0	0	0	0	0		1446.8
		Benzene	Toluene	Ethylbenzene	Xylene	MTBE	Naphthalene	EDB	ETBE	TAME	TBA	Ethanol	TAA	TBF	ETBA	DIPE		
MW-19	Initial 11/16/2005	23000	48000	3600	20000	4200	1300	1.70										
	SSTL	-54	-11081	-3600	-20000	-4200	-86	-1.70	-1000	-320	-5000	-20000	-1065	-5000	-5000	-2300		
	Initial>SSTL	22946	36919	0	0	0	1214	0.00	0	0	0	0	0	0	0	0	61079	
8/12/2010	Subsequent	485	2650	245	7760	194	970	2.00	0	0	0	0	0	0	0	0		
	Subsequent>SSTL	431	0	0	0	0	884	0.30	0	0	0	0	0	0	0	0		1315.3

[redacted]

		Benzene	Toluene	Ethylbenzene	Xylene	MTBE	Naphthalene	EDB	ETBE	TAME	TBA	Ethanol	TAA	TBF	ETBA	DIPE		
MW-20	Initial 11/16/2005	19000	36000	3200	18000	7200	1400	0.02										
	SSTL	-83	-17249	-3200	-18000	-7200	-108	-0.02	-1000	-381	-5000	-20000	-1403	-5000	-5000	-2800		
	Initial>SSTL	18917	18751	0	0	0	1292	0.00	0	0	0	0	0	0	0	0	38960	
8/16/2010	Subsequent	412	2930	728	8820	89	817	0.07	0	0	0	0	0	0	0	0		
	Subsequent>SSTL	329	0	0	0	0	709	0.05	0	0	0	0	0	0	0	0		1038.048
		Benzene	Toluene	Ethylbenzene	Xylene	MTBE	Naphthalene	EDB	ETBE	TAME	TBA	Ethanol	TAA	TBF	ETBA	DIPE		
MW-22	Initial 11/16/2005	24000	39000	5000	27000	780	4600	0.02										
	SSTL	-90	-18572	-5000	-27000	-780	-112	-0.02	-1000	-392	-5000	-20000	-1469	-5000	-5000	-1900		
	Initial>SSTL	23910	20428	0	0	0	4488	0.00	0	0	0	0	0	0	0	0	48826	
8/16/2010	Subsequent	582	5710	1010	12800	250	326	0.02	0	0	0	0	0	0	0	0		
	Subsequent>SSTL	492	0	0	0	0	214	0.00	0	0	0	0	0	0	0	0		706
		Benzene	Toluene	Ethylbenzene	Xylene	MTBE	Naphthalene	EDB	ETBE	TAME	TBA	Ethanol	TAA	TBF	ETBA	DIPE		
MW-23	Initial 11/16/2005	8100	19000	1800	9700	1600	1000	1.30										
	SSTL	-72	-14880	-1800	-9700	-1600	-100	-1.30	-56	-359	-25	-100	-25	-25	-5000	-1000		
	Initial>SSTL	8028	4120	0	0	0	900	0.00	0	0	0	0	0	0	0	0	13048	
8/12/2010	Subsequent	546	1030	31	1790	268	259	0.06	0	0	0	0	0	0	0	0		
	Subsequent>SSTL	474	0	0	0	0	159	0.00	0	0	0	0	0	0	0	0		633
		Benzene	Toluene	Ethylbenzene	Xylene	MTBE	Naphthalene	EDB	ETBE	TAME	TBA	Ethanol	TAA	TBF	ETBA	DIPE		
MW-24	Initial 11/16/2005	1340	1520	98	1730	610	66.5	26.30										
	SSTL	-54	-1520	-98	-1730	-610	-66.5	-8.00	-1	-60	-10	-100	-1065	-10	-1150	-449		
	Initial>SSTL	1286	0	0	0	0	0	18.30	0	0	0	0	0	0	0	0	1304.3	
8/12/2010	Subsequent	22	21	9	36	8	6	0.02	0	0	0	0	0	0	0.00	0		
	Subsequent>SSTL	0	0	0	0	0	0	0.00	0	0	0	0	0	0	0	0		0
		Benzene	Toluene	Ethylbenzene	Xylene	MTBE	Naphthalene	EDB	ETBE	TAME	TBA	Ethanol	TAA	TBF	ETBA	DIPE		
MW-25	Initial 11/16/2005	1600	6200	850	4400	17	260	0.02										
	SSTL	-104	-6200	-850	-4400	-17	-121	-0.02	-5	-5	-25	-100	-25	-25	-25	-110		
	Initial>SSTL	1496	0	0	0	0	139	0.00	0	0	0	0	0	0	0	0	1635	
8/16/2010	Subsequent	70	3730	1700	11700	13	1080	0.02	0	0	0	0	0	0	0	0		
	Subsequent>SSTL	0	0	850	7300	0	959	0.00	0	0	0	0	0	0	0	0		9109
		Benzene	Toluene	Ethylbenzene	Xylene	MTBE	Naphthalene	EDB	ETBE	TAME	TBA	Ethanol	TAA	TBF	ETBA	DIPE		
MW-31	Initial 11/16/2005	20	53	21	260	1	51	0.02										
	SSTL	-20	-53	-21	-260	-1	-51	-0.02	-5	-5	-25	-100	-25	-25	-120	-5		
	Initial>SSTL	0	0	0	0	0	0	0.00	0	0	0	0	0	0	0	0	0	
8/11/2010	Subsequent	5	5	3	10	5	5	0.02	0	0	0	0	0	0	0	0		
	Subsequent>SSTL	0	0	0	0	4	0	0.00	0	0	0	0	0	0	0	0		4
		Benzene	Toluene	Ethylbenzene	Xylene	MTBE	Naphthalene	EDB	ETBE	TAME	TBA	Ethanol	TAA	TBF	ETBA	DIPE		
MW-32	Initial 11/16/2005	400	14000	520	18000	5	170	0.09										
	SSTL	-71	-14000	-520	-18000	-5	-170	-0.09	-25	-25	-130	-500	-130	-130	-5000	-25		
	Initial>SSTL	329	0	0	0	0	0	0.00	0	0	0	0	0	0	0	0	329	
8/11/2010	Subsequent	5	5	1	6	5	5	0.02	0	0	0	0	0	0	0	0		
	Subsequent>SSTL	0	0	0	0	0	0	0.00	0	0	0	0	0	0	0	0		0
		Benzene	Toluene	Ethylbenzene	Xylene	MTBE	Naphthalene	EDB	ETBE	TAME	TBA	Ethanol	TAA	TBF	ETBA	DIPE		
MW-33	Initial 11/16/2005	410	1500	290	1400	50	100	0.02										
	SSTL	-53	-1500	-290	-1400	-50	-100	-0.02	-5	-5	-25	-500	-130	-25	-500	-120		
	Initial>SSTL	357	0	0	0	0	0	0.00	0	0	0	0	0	0	0	0	357	
8/11/2010	Subsequent	3	5	5	3	5	5	0.02	0	0	0	0	0	0	0	0		
	Subsequent>SSTL	0	0	0	0	0	0	0.00	0	0	0	0	0	0	0	0		0
		Benzene	Toluene	Ethylbenzene	Xylene	MTBE	Naphthalene	EDB	ETBE	TAME	TBA	Ethanol	TAA	TBF	ETBA	DIPE		
MW-34	Initial 11/16/2005	250	870	180	1700	10	360	0.16										
	SSTL	-35	-870	-180	-1700	-10	-301	-0.16	-50	-50	-250	-1000	-870	-250	-2800	-50		
	Initial>SSTL	215	0	0	0	0	59	0.00	0	0	0	0	0	0	0	0	274	
8/11/2010	Subsequent	5	5	5	10	5	5	0.02	0	0	0	0	0	0	0	0		
	Subsequent>SSTL	0	0	0	0	0	0	0.00	0	0	0	0	0	0	0	0		0
		Benzene	Toluene	Ethylbenzene	Xylene	MTBE	Naphthalene	EDB	ETBE	TAME	TBA	Ethanol	TAA	TBF	ETBA	DIPE		
MW-35	Initial 11/16/2005	12000	22000	3200	15000	1300	1200	3.20										
	SSTL	-56	-22000	-3200	-15000	-1300	-542	-3.20	-5	-1000	-5000	-100	-25	-25	-5000	-1300		
	Initial>SSTL	11944	0	0	0	0	658	0.00	0	0	0	0	0	0	0	0	12602	
8/11/2010	Subsequent	28	185	63	386	5	58	0.02	0	0	0	0	0	0	0	0		
	Subsequent>SSTL	0	0	0	0	0	0	0.00	0	0	0	0	0	0	0	0		0
		Benzene	Toluene	Ethylbenzene	Xylene	MTBE	Naphthalene	EDB	ETBE	TAME	TBA	Ethanol	TAA	TBF	ETBA	DIPE		
MW-36	Initial 11/16/2005	140	310	320	1400	1	120	0.02										
	SSTL	-85	-310	-320	-1400	-1	-120	-0.02	-5	-5	-25	-100	-500	-25	-500	-5		
	Initial>SSTL	55	0	0	0	0	0	0.00	0	0	0	0	0	0	0	0	55	
8/11/2010	Subsequent	5	5	5	10	1	5	0.02	0	0	0	0	0	0	0	0		
	Subsequent>SSTL	0	0	0	0	0	0	0.00	0	0	0	0	0	0	0	0		0
		Benzene	Toluene	Ethylbenzene	Xylene	MTBE	Naphthalene	EDB	ETBE	TAME	TBA	Ethanol	TAA	TBF	ETBA	DIPE		
MW-37	Initial 11/16/2005	360	360	44	170	160	15	0.10										
	SSTL	-90	-360	-44	-170	-160	-15	-0.10	-5	-12	-25	-100	-330	-25	-45	-52		
	Initial>SSTL	270	0	0	0	0	0	0.00	0	0	0	0	0	0	0	0	270	
8/16/2010	Subsequent	5	2	5	18	5	4	0.02	0	0	0	0	0	0	0	0		
	Subsequent>SSTL	0	0	0	0	0	0	0.00	0	0	0	0	0	0	0	0		0

		Benzene	Toluene	Ethylbenzene	Xylene	MTBE	Naphthalene	EDB	ETBE	TAME	TBA	Ethanol	TAA	TBF	ETBA	DIPE		
MW-39	Initial 11/16/2005	3100	17000	2600	13000	25	830	0.29										
	SSTL	-90	-17000	-2600	-13000	-25	-830	-0.29	-130	-130	-630	-2500	-630	-630	-630	-130		
	Initial>SSTL	3010	0	0	0	0	0	0.00	0	0	0	0	0	0	0	0	3010	
8/16/2010	Subsequent	5	20	16	93	5	15	0.02	0	0	0	0	0	0	0	0		
	Subsequent>SSTL	0	0	0	0	0	0	0.00	0	0	0	0	0	0	0	0		0
		Benzene	Toluene	Ethylbenzene	Xylene	MTBE	Naphthalene	EDB	ETBE	TAME	TBA	Ethanol	TAA	TBF	ETBA	DIPE		
MW-40	Initial 11/16/2005	840	740	690	1900	1	500	0.22										
	SSTL	-113	-740	-690	-1900	-1	-500	-0.22	-5	-5	-25	-100	-25	-25	-1500	-25		
	Initial>SSTL	727	0	0	0	0	0	0.00	0	0	0	0	0	0	0	0	727	
8/16/2010	Subsequent	5	5	5	10	5	5	0.02	0	0	0	0	0	0	0	0		
	Subsequent>SSTL	0	0	0	0	4	0	0.00	0	0	0	0	0	0	0	0		4
		Benzene	Toluene	Ethylbenzene	Xylene	MTBE	Naphthalene	EDB	ETBE	TAME	TBA	Ethanol	TAA	TBF	ETBA	DIPE		
MW-41	Initial 11/16/2005	1	1	1	1	1	5	0.02										
	SSTL	-1	-1	-1	-1	-1	-5	-0.02	-5	-5	-25	-100	-25	-25	-25	-5		
	Initial>SSTL	0	0	0	0	0	0	0.00	0	0	0	0	0	0	0	0	0	
8/16/2010	Subsequent	168	75	200	162	11	161	0.02	0	0	0	0	0	0	0	0		
	Subsequent>SSTL	167	73.5	199	161	9.5	156	0.00	0	0	0	0	0	0	0	0		766
		Benzene	Toluene	Ethylbenzene	Xylene	MTBE	Naphthalene	EDB	ETBE	TAME	TBA	Ethanol	TAA	TBF	ETBA	DIPE		
MW-42	Initial 11/16/2005	1	1	1	1	1	5.4	0.02										
	SSTL	-1	-1	-1	-1	-1	-5.4	-0.02	-5	-5	-25	-100	-25	-25	-25	-5		
	Initial>SSTL	0	0	0	0	0	0	0.00	0	0	0	0	0	0	0	0	0	
8/16/2010	Subsequent	5	5	17	39	5	21	0.02	0	0	0	0	0	0	0	0		
	Subsequent>SSTL	4	4	15.6	38.2	4	16	0.00	0	0	0	0	0	0	0	0		81.8
		Benzene	Toluene	Ethylbenzene	Xylene	MTBE	Naphthalene	EDB	ETBE	TAME	TBA	Ethanol	TAA	TBF	ETBA	DIPE		
MW-47	Initial 11/16/2005	1	14	1	1	1	5	2.40										
	SSTL	-1	-14	-1	-1	-1	-5	-1.00	-5	-5	-25	-100	-25	-25	-25	-5		
	Initial>SSTL	0	0	0	0	0	0	1.40	0	0	0	0	0	0	0	0	1.4	
8/11/2010	Subsequent	1	5	1	1	1	5	0.02	0	0	0	0	0	0	0	0		
	Subsequent>SSTL	0	0	0	0	0	0	0.00	0	0	0	0	0	0	0	0		0
		Benzene	Toluene	Ethylbenzene	Xylene	MTBE	Naphthalene	EDB	ETBE	TAME	TBA	Ethanol	TAA	TBF	ETBA	DIPE		
MW-54	Initial 11/16/2005	970	2900	460	2200	1500	1100	2.70										
	SSTL	-7	-1337	-460	-2200	-83	-29	-2.70	-50	-50	-250	-1000	-650	-250	-250	-50		
	Initial>SSTL	963	1563	0	0	1417	1071	0.00	0	0	0	0	0	0	0	0	5014	
8/17/2010	Subsequent	5	2	5	10	7	5	5.00	0	0	0	0	0	0	0	0		
	Subsequent>SSTL	0	0	0	0	0	0	2.30	0	0	0	0	0	0	0	0		2.3
		Benzene	Toluene	Ethylbenzene	Xylene	MTBE	Naphthalene	EDB	ETBE	TAME	TBA	Ethanol	TAA	TBF	ETBA	DIPE		
MW-55	Initial 11/16/2005	440	1	27	1	410	39	0.11										
	SSTL	-11	-1	-27	-1	-103	-36	-0.05	-5	-14	-130	-100	-423	-25	-82	-83		
	Initial>SSTL	429	0	0	0	307	3	0.06	0	0	0	0	0	0	0	0	739.06	
8/11/2010	Subsequent	88	5	26	10	191	25	0.02	0	0	0	0	0	0	0	0		
	Subsequent>SSTL	77	4	0	9	88	0	0.00	0	0	0	0	0	0	0	0		178
		Benzene	Toluene	Ethylbenzene	Xylene	MTBE	Naphthalene	EDB	ETBE	TAME	TBA	Ethanol	TAA	TBF	ETBA	DIPE		
MW-57	Initial 11/16/2005	12000	12000	2000	8200	2000	1000	3.30										
	SSTL	-6	-1944	-969	-8200	-54	-28	-0.05	-1000	-165	-1908	-20000	-287	-5000	-5000	-290		
	Initial>SSTL	11994	10056	1031	0	1946	972	3.25	0	0	0	0	0	0	0	0	26002.25	
8/11/2010	Subsequent	5	5	5	4	5	4	0.02	0	0	0	0	0	0	0	0		
	Subsequent>SSTL	0	0	0	0	0	0	0.00	0	0	0	0	0	0	0	0		0
		Benzene	Toluene	Ethylbenzene	Xylene	MTBE	Naphthalene	EDB	ETBE	TAME	TBA	Ethanol	TAA	TBF	ETBA	DIPE		
MW-58	Initial 11/16/2005	5300	110	960	160	630	490	2.00										
	SSTL	-6	-110	-918	-160	-51	-27	-0.05	-87	-88	-250	-1000	-279	-250	-500	-260		
	Initial>SSTL	5294	0	42	0	579	463	1.95	0	0	0	0	0	0	0	0	6379.95	
8/11/2010	Subsequent	5	5	2	10	76	5	0.02	0	0	0	0	0	0	0	0		
	Subsequent>SSTL	0	0	0	0	25.4	0	0.00	0	0	0	0	0	0	0	0		25.4
		Benzene	Toluene	Ethylbenzene	Xylene	MTBE	Naphthalene	EDB	ETBE	TAME	TBA	Ethanol	TAA	TBF	ETBA	DIPE		
MW-64	Initial 11/16/2005	390	13	51	1	100	56	0.02										
	SSTL	-345	-13	-51	-1	-100	-56	-0.02	-5	-10	-25	-100	-25	-25	-170	-41		
	Initial>SSTL	45	0	0	0	0	0	0.00	0	0	0	0	0	0	0	0	45	
8/16/2010	Subsequent	1410	1130	228	724	195	185	0.16	0	0	0	0	0	0	0	0		
	Subsequent>SSTL	1065	1117	177	723	95	129	0.14	0	0	0	0	0	0	0	0		3306.14
		Benzene	Toluene	Ethylbenzene	Xylene	MTBE	Naphthalene	EDB	ETBE	TAME	TBA	Ethanol	TAA	TBF	ETBA	DIPE		
MW-65	Initial 11/16/2005	140	31	78	88	6	45	0.02										
	SSTL	-140	-31	-78	-88	-6	-45	-0.02	-5	-5	-25	-100	-25	-25	-74	-14		
	Initial>SSTL	0	0	0	0	0	0	0.00	0	0	0	0	0	0	0	0	0	
8/16/2010	Subsequent	420	398	234	262	16	168	0.02	0	0	0	0	0	0	0	0		
	Subsequent>SSTL	280	367	156	174	10.4	123	0.00	0	0	0	0	0	0	0	0		1110.4
		Benzene	Toluene	Ethylbenzene	Xylene	MTBE	Naphthalene	EDB	ETBE	TAME	TBA	Ethanol	TAA	TBF	ETBA	DIPE		
MW-66	Initial 11/16/2005	1	1	1	27	1	8.6	0.02										
	SSTL	-1	-1	-1	-27	-1	-8.6	-0.02	-5	-5	-25	-100	-25	-25	-25	-5		
	Initial>SSTL	0	0	0	0	0	0	0.00	0	0	0	0	0	0	0	0	0	
8/16/2010	Subsequent	1	1	1	10	1	5	0.02	0	0	0	0	0	0	0	0		
	Subsequent>SSTL	0	0	0	0	0	0	0.00	0	0	0	0	0	0	0	0		0

		Benzene	Toluene	Ethylbenzene	Xylene	MTBE	Naphthalene	EDB	ETBE	TAME	TBA	Ethanol	TAA	TBF	ETBA	DIPE		
MW-5aR	Initial 11/16/2005	27000	31000	2500	14000	9900	1000	0.19										
	SSTL	-83	-17249	-2500	-14000	-9900	-108	-0.19	-1000	-381	-5000	-20000	-1403	-5400	-13000	-4100		
	Initial>SSTL	26917	13751	0	0	0	892	0.00	0	0	0	0	0	0	0	0	41580	
8/16/2010	Subsequent	2120	6600	716	6060	500	466	0.02	0	0	0	0	0	0	0	0		
	Subsequent>SSTL	2037	0	0	0	0	358	0.00	0	0	0	0	0	0	0	0		2395
		Benzene	Toluene	Ethylbenzene	Xylene	MTBE	Naphthalene	EDB	ETBE	TAME	TBA	Ethanol	TAA	TBF	ETBA	DIPE		
PW-1R	Initial 11/16/2005	8300	6800	1800	8100	290	770	7.60										
	SSTL	-58	-6800	-1800	-8100	-290	-89	-6.00	-320	-330	-1100	-1000	-1114	-250	-3000	-2500		
	Initial>SSTL	8242	0	0	0	0	681	1.60	0	0	0	0	0	0	0	0	8924.6	
1/18/2010	Subsequent	4	20	3	55	5	3	0.02	0	0	0	0	0	0	0	0		
	Subsequent>SSTL	0	0	0	0	0	0	0.00	0	0	0	0	0	0	0	0		0
		Benzene	Toluene	Ethylbenzene	Xylene	MTBE	Naphthalene	EDB	ETBE	TAME	TBA	Ethanol	TAA	TBF	ETBA	DIPE		
RW-1R	Initial 11/16/2005	1600	10	230	10	130	14	0.54										
	SSTL	-54	-10	-230	-10	-130	-14	-0.54	-5	-50	-25	-100	-850	-25	-250	-160		
	Initial>SSTL	1546	0	0	0	0	0	0.00	0	0	0	0	0	0	0	0	1546	
1/18/2010	Subsequent	5	2	5	10	5	5	0.02	0	0	0	0	0	0	0	0		
	Subsequent>SSTL	0	0	0	0	0	0	0.00	0	0	0	0	0	0	0	0		0
		Benzene	Toluene	Ethylbenzene	Xylene	MTBE	Naphthalene	EDB	ETBE	TAME	TBA	Ethanol	TAA	TBF	ETBA	DIPE		
DW-3	Initial 11/16/2005	350	360	64	220	230	5	0.06										
	SSTL	-45	-360	-64	-220	-230	-5	-0.06	-5	-17	-25	-100	-850	-75	-95	-5		
	Initial>SSTL	305	0	0	0	0	0	0.00	0	0	0	0	0	0	0	0	305	
8/12/2010	Subsequent	1810	3870	451	2440	211	178	0.22	0	0	0	0	0	0	0	0		
	Subsequent>SSTL	1765	3510	387	2220	0	173	0.16	0	0	0	0	0	0	0	0		8055.16
		Benzene	Toluene	Ethylbenzene	Xylene	MTBE	Naphthalene	EDB	ETBE	TAME	TBA	Ethanol	TAA	TBF	ETBA	DIPE		
DW-4	Initial 11/16/2005	74	380	102	524	11.5	48	1.46										
	SSTL	-48	-380	-102	-524	-11.5	-48	-1.46	-5	-5	-50	-500	-150	-50	-50	-25		
	Initial>SSTL	26	0	0	0	0	0	0.00	0	0	0	0	0	0	0	0	26	
8/12/2010	Subsequent	5	5	5	10	5	5	0.02	0	0	0	0	0	0	0	0		
	Subsequent>SSTL	0	0	0	0	0	0	0.00	0	0	0	0	0	0	0	0		0
		Benzene	Toluene	Ethylbenzene	Xylene	MTBE	Naphthalene	EDB	ETBE	TAME	TBA	Ethanol	TAA	TBF	ETBA	DIPE		
DW-7	Initial 11/16/2005	40	2	2	2	20	10	0.14										
	SSTL	-7	-2	-2	-2	-20	-10	-0.14	-10	-10	-50	-200	-300	-50	-50	-16		
	Initial>SSTL	33	0	0	0	0	0	0.00	0	0	0	0	0	0	0	0	33	
8/11/2010	Subsequent	5	2	2	2	3	5	0.02	0	0	0	0	0	0	0	0		
	Subsequent>SSTL	0	0	0	0	0	0	0.00	0	0	0	0	0	0	0	0		0
		Benzene	Toluene	Ethylbenzene	Xylene	MTBE	Naphthalene	EDB	ETBE	TAME	TBA	Ethanol	TAA	TBF	ETBA	DIPE		
DW-9	Initial 11/16/2005	1	5	1	1	1	5	0.02										
	SSTL	-1	-5	-1	-1	-1	-5	-0.02	-5	-5	-25	-100	-25	-25	-25	-5		
	Initial>SSTL	0	0	0	0	0	0	0.00	0	0	0	0	0	0	0	0	0	
1/19/2010	Subsequent	1	5	1	1	1	5	0.02	0	0	0	0	0	0	0	0		
	Subsequent>SSTL	0	0	0	0	0	0	0.00	0	0	0	0	0	0	0	0		0
Totals	Initial>SSTL																419112.06	
	Subsequent>SSTL																	32639.748

CoC Mass Reduction Calculation

= (Initial>SSTL-Subsequent>SSTL)/(Initial>SSTL)*100%
= 92.21%

Clouds Chevron CoC Mass Reduction Calculations

Well		Benzene	Toluene	Ethylbenzene	Xylene	MTBE	Naphthalene	EDB	ETBE	TAME	TBA	Ethanol	TAA	TBF	ETBA	DIPE	Initial>SSTL	Subsequent>SSTL
MW-2	Initial 11/16/2005	5900	11000	1800	12000	3200	570	39	130	130	630	2500	2800	630	630	250		
	SSTL	-77	-11000	-1800	-12000	-1256	-91	-6.5	-130	-130	-630	-2500	-1900	-630	-630	-250		
	Initial>SSTL	5823	0	0	0	1944	479	32.5	0	0	0	0	900	0	0	0	9178.5	
8/12/2010	Subsequent	5	5	5	56	164	11	0	10	10	100	200	178	50	100	22		
	Subsequent>SSTL	0	0	0	0	0	0	0	0	0	0	0	0	0	0	0		0
		Benzene	Toluene	Ethylbenzene	Xylene	MTBE	Naphthalene	EDB	ETBE	TAME	TBA	Ethanol	TAA	TBF	ETBA	DIPE		
MW-3	Initial 11/16/2005	15000	27000	3500	19000	37000	1500	230	250	540	1300	5000	12000	1300	1300	1100		
	SSTL	-111	-27000	-3500	-19000	-1976	-108	-12	-250	-540	-1300	-5000	-2499	-1300	-1300	-1100		
	Initial>SSTL	14889	0	0	0	35024	1392	218	0	0	0	0	9501	0	0	0	61024	
8/12/2010	Subsequent	50	50	50	39	1300	50	3	100	100	1000	2000	1000	500	1000	50		
	Subsequent>SSTL	0	0	0	0	0	0	0	0	0	0	0	0	0	0	0		0
		Benzene	Toluene	Ethylbenzene	Xylene	MTBE	Naphthalene	EDB	ETBE	TAME	TBA	Ethanol	TAA	TBF	ETBA	DIPE		
MW-5	Initial 11/16/2005	100	3600	2300	8300	100	710	0.84	500	500	2500	10000	2500	2500	2500	500		
	SSTL	-87	-3600	-2300	-8300	-100	-96	-0.84	-500	-500	-2500	-10000	-2082	-2500	-2500	-500		
	Initial>SSTL	13	0	0	0	0	614	0	0	0	0	0	418	0	0	0	1045	
1/18/2010	Subsequent	50	50	50	31	946	50	0	100	100	1000	2000	1000	500	1000	50		
	Subsequent>SSTL	0	0	0	0	846	0	0	0	0	0	0	0	0	0	0		846
		Benzene	Toluene	Ethylbenzene	Xylene	MTBE	Naphthalene	EDB	ETBE	TAME	TBA	Ethanol	TAA	TBF	ETBA	DIPE		
MW-6	Initial 11/16/2005	13	1	1	60	1	5	0.02	5	5	25	100	25	25	25	5		
	SSTL	-13	-1	-1	-60	-1	-5	-0.02	-5	-5	-25	-100	-25	-25	-25	-5		
	Initial>SSTL	0	0	0	0	0	0	0	0	0	0	0	0	0	0	0	0	
8/12/2010	Subsequent	5	5	5	10	23	5	0	10	10	100	200	100	50	100	5		
	Subsequent>SSTL	0	4	4	0	22.1	0	0	5	5	75	100	75	25	75	0		390.1
		Benzene	Toluene	Ethylbenzene	Xylene	MTBE	Naphthalene	EDB	ETBE	TAME	TBA	Ethanol	TAA	TBF	ETBA	DIPE		
MW-9	Initial 11/16/2005	3100	9800	2100	11000	10	1000	0.15	50	50	250	1000	250	250	250	71		
	SSTL	-35	-7134	-2100	-11000	-10	-68	-0.15	-50	-50	-250	-1000	-250	-250	-250	-71		
	Initial>SSTL	3065	2666	0	0	0	932	0	0	0	0	0	0	0	0	0	6663	
8/11/2010	Subsequent	33	171	18	743	5	106	0	10	10	100	200	100	50	100	5		
	Subsequent>SSTL	0	0	0	0	0	38	0	0	0	0	0	0	0	0	0		38
		Benzene	Toluene	Ethylbenzene	Xylene	MTBE	Naphthalene	EDB	ETBE	TAME	TBA	Ethanol	TAA	TBF	ETBA	DIPE		
MW-10	Initial 11/16/2005	12000	17000	2700	13000	540	990	0.23	130	230	630	2500	630	630	630	1700		
	SSTL	-24	-17000	-2700	-13000	-294	-53	-0.23	-130	-230	-630	-2500	-630	-630	-630	-1700		
	Initial>SSTL	11976	0	0	0	246	937	0	0	0	0	0	0	0	0	0	13159	
8/11/2010	Subsequent	289	1930	141	2220	50	180	0	100	100	1000	2000	1000	500	1000	50		
	Subsequent>SSTL	265	0	0	0	0	127	0	0	0	370	0	370	0	370	0		1502
		Benzene	Toluene	Ethylbenzene	Xylene	MTBE	Naphthalene	EDB	ETBE	TAME	TBA	Ethanol	TAA	TBF	ETBA	DIPE		
MW-11	Initial 11/16/2005	25	230	25	25	25	130	0.02	130	130	630	2500	630	630	630	130		
	SSTL	-25	-230	-25	-25	-25	-70	-0.02	-130	-130	-630	-2500	-630	-630	-630	-130		
	Initial>SSTL	0	0	0	0	0	60	0	0	0	0	0	0	0	0	0	60	
8/11/2010	Subsequent	5	5	5	10	5	6	0	10	10	100	200	100	50	100	5		
	Subsequent>SSTL	0	0	0	0	0	0	0	0	0	0	0	0	0	0	0		0
		Benzene	Toluene	Ethylbenzene	Xylene	MTBE	Naphthalene	EDB	ETBE	TAME	TBA	Ethanol	TAA	TBF	ETBA	DIPE		
MW-12	Initial 11/16/2005	25	230	25	25	25	130	0.02	5	5	25	100	25	25	25	5		
	SSTL	-9	-230	-25	-25	-25	-33	-0.02	-5	-5	-25	-100	-25	-25	-25	-5		
	Initial>SSTL	16	0	0	0	0	97	0	0	0	0	0	0	0	0	0	113	
8/11/2010	Subsequent	95	10	33	9	5	18	0	10	10	100	200	150	50	100	10		
	Subsequent>SSTL	85.5	0	7.7	0	0	0	0	5	5	75	100	125	25	75	4.5		507.7
		Benzene	Toluene	Ethylbenzene	Xylene	MTBE	Naphthalene	EDB	ETBE	TAME	TBA	Ethanol	TAA	TBF	ETBA	DIPE		
MW-15	Initial 11/16/2005	210	520	230	720	1	190	0.02	5	5	25	100	25	25	330	5.4		
	SSTL	-16	-520	-230	-720	-1	-45	-0.02	-5	-5	-25	-100	-25	-25	-330	-5.4		
	Initial>SSTL	194	0	0	0	0	145	0	0	0	0	0	0	0	0	0	339	
8/11/2010	Subsequent	26	82	159	456	10	174	0	20	20	200	400	143	100	200	10		
	Subsequent>SSTL	10.1	0	0	0	9	129	0	15	15	175	300	118	75	0	4.6		850.7
		Benzene	Toluene	Ethylbenzene	Xylene	MTBE	Naphthalene	EDB	ETBE	TAME	TBA	Ethanol	TAA	TBF	ETBA	DIPE		
MW-17	Initial 11/16/2005	3500	28000	3600	20000	200	1800	0.02	1000	1000	5000	20000	5000	5000	5000	1000		
	SSTL	-32	-6631	-3600	-20000	-200	-66	-0.02	-1000	-263	-5000	-20000	-773	-5000	-5000	-1000		
	Initial>SSTL	3468	21369	0	0	0	1734	0	0	737	0	0	4227	0	0	0	31535	
8/11/2010	Subsequent	27	904	179	5860	50	991	0	100	100	1000	2000	1000	500	1000	50		
	Subsequent>SSTL	0	0	0	0	0	925	0	0	0	0	0	227	0	0	0		1152
		Benzene	Toluene	Ethylbenzene	Xylene	MTBE	Naphthalene	EDB	ETBE	TAME	TBA	Ethanol	TAA	TBF	ETBA	DIPE		
MW-18	Initial 11/16/2005	18000	37000	3200	17000	6400	1300	1.6	1000	1000	5000	20000	5000	5000	5000	2800		
	SSTL	-40	-19326	-3200	-17000	-4260	-348	-1.6	-1000	-1000	-5000	-20000	-938	-5000	-5000	-2800		
	Initial>SSTL	17960	17674	0	0	2140	952	0	0	0	0	0	4062	0	0	0	42788	
8/11/2010	Subsequent	1150	2990	116	10300	991	684	2	100	189	433	2000	6530	500	1000	576		
	Subsequent>SSTL	1110	0	0	0	0	336	0.8	0	0	0	0	5592	0	0	0		7038.8
		Benzene	Toluene	Ethylbenzene	Xylene	MTBE	Naphthalene	EDB	ETBE	TAME	TBA	Ethanol	TAA	TBF	ETBA	DIPE		
MW-19	Initial 11/16/2005	23000	48000	3600	20000	4200	1300	1.7	1000	1000	5000	20000	5000	5000	5000	2300		
	SSTL	-54	-11081	-3600	-20000	-4200	-86	-1.7	-1000	-320	-5000	-20000	-1065	-5000	-5000	-2300		
	Initial>SSTL	22946	36919	0	0	0	1214	0	0	680	0	0	3935	0	0	0	65694	
8/12/2010	Subsequent	485	2650	245	7760	194	970	2	200	200	2000	4000	1490	1000	2000	100		
	Subsequent>SSTL	431	0	0	0	0	884	0.3	0	0	0	0	425	0	0	0		1740.3

		Benzene	Toluene	Ethylbenzene	Xylene	MTBE	Naphthalene	EDB	ETBE	TAME	TBA	Ethanol	TAA	TBF	ETBA	DIPE		
MW-20	Initial 11/16/2005	19000	36000	3200	18000	7200	1400	0.02	1000	1000	5000	20000	5000	5000	5000	2800		
	SSTL	-83	-17249	-3200	-18000	-7200	-108	-0.02	-1000	-381	-5000	-20000	-1403	-5000	-5000	-2800		
	Initial>SSTL	18917	18751	0	0	0	1292	0	0	619	0	0	3597	0	0	0	43176	
8/16/2010	Subsequent	412	2930	728	8820	89	817	0	200	200	2000	4000	2850	1000	2000	100		
	Subsequent>SSTL	329	0	0	0	0	709	0.048	0	0	0	0	1447	0	0	0		2485.048
		Benzene	Toluene	Ethylbenzene	Xylene	MTBE	Naphthalene	EDB	ETBE	TAME	TBA	Ethanol	TAA	TBF	ETBA	DIPE		
MW-22	Initial 11/16/2005	24000	39000	5000	27000	780	4600	0.02	1000	1000	5000	20000	5000	5000	5000	1900		
	SSTL	-90	-18572	-5000	-27000	-780	-112	-0.02	-1000	-392	-5000	-20000	-1469	-5000	-5000	-1900		
	Initial>SSTL	23910	20428	0	0	0	4488	0	0	608	0	0	3531	0	0	0	52965	
8/16/2010	Subsequent	582	5710	1010	12800	250	326	0	500	500	5000	10000	5000	2500	5000	250		
	Subsequent>SSTL	492	0	0	0	0	214	0	0	108	0	0	3531	0	0	0		4345
		Benzene	Toluene	Ethylbenzene	Xylene	MTBE	Naphthalene	EDB	ETBE	TAME	TBA	Ethanol	TAA	TBF	ETBA	DIPE		
MW-23	Initial 11/16/2005	8100	19000	1800	9700	1600	1000	1.3	56	1000	25	100	25	25	5000	1000		
	SSTL	-72	-14880	-1800	-9700	-1600	-100	-1.3	-56	-359	-25	-100	-25	-25	-5000	-1000		
	Initial>SSTL	8028	4120	0	0	0	900	0	0	641	0	0	0	0	0	0	13689	
8/12/2010	Subsequent	546	1030	31	1790	268	259	0	10	57	100	200	2450	50	100	177		
	Subsequent>SSTL	474	0	0	0	0	159	0	0	0	75	100	2425	25	0	0		3258
		Benzene	Toluene	Ethylbenzene	Xylene	MTBE	Naphthalene	EDB	ETBE	TAME	TBA	Ethanol	TAA	TBF	ETBA	DIPE		
MW-24	Initial 11/16/2005	1340	1520	98	1730	610	66.5	26.3	1	60	10	100	4890	10	1150	449		
	SSTL	-54	-1520	-98	-1730	-610	-66.5	-8	-1	-60	-10	-100	-1065	-10	-1150	-449		
	Initial>SSTL	1286	0	0	0	0	0	18.3	0	0	0	0	3825	0	0	0	5129.3	
8/12/2010	Subsequent	22	21	9	36	8	6	0.02	10	10	100	200	73	50	100.00	3		
	Subsequent>SSTL	0	0	0	0	0	0	0	9	0	90	100	0	40	0	0		239
		Benzene	Toluene	Ethylbenzene	Xylene	MTBE	Naphthalene	EDB	ETBE	TAME	TBA	Ethanol	TAA	TBF	ETBA	DIPE		
MW-25	Initial 11/16/2005	1600	6200	850	4400	17	260	0.02	5	5	25	100	25	25	25	110		
	SSTL	-104	-6200	-850	-4400	-17	-121	-0.02	-5	-5	-25	-100	-25	-25	-25	-110		
	Initial>SSTL	1496	0	0	0	0	139	0	0	0	0	0	0	0	0	0	1635	
8/16/2010	Subsequent	70	3730	1700	11700	13	1080	0	25	25	250	500	1120	125	250	13		
	Subsequent>SSTL	0	0	850	7300	0	959	0	20	20	225	400	1095	100	225	0		11194
		Benzene	Toluene	Ethylbenzene	Xylene	MTBE	Naphthalene	EDB	ETBE	TAME	TBA	Ethanol	TAA	TBF	ETBA	DIPE		
MW-31	Initial 11/16/2005	20	53	21	260	1	51	0.02	5	5	25	100	25	25	120	5		
	SSTL	-20	-53	-21	-260	-1	-51	-0.02	-5	-5	-25	-100	-25	-25	-120	-5		
	Initial>SSTL	0	0	0	0	0	0	0	0	0	0	0	0	0	0	0	0	
8/11/2010	Subsequent	5	5	3	10	5	5	0	10	10	100	200	100	50	100	5		
	Subsequent>SSTL	0	0	0	0	4	0	0	5	5	75	100	75	25	0	0		289
		Benzene	Toluene	Ethylbenzene	Xylene	MTBE	Naphthalene	EDB	ETBE	TAME	TBA	Ethanol	TAA	TBF	ETBA	DIPE		
MW-32	Initial 11/16/2005	400	14000	520	18000	5	170	0.088	25	25	130	500	130	130	5000	25		
	SSTL	-71	-14000	-520	-18000	-5	-170	-0.088	-25	-25	-130	-500	-130	-130	-5000	-25		
	Initial>SSTL	329	0	0	0	0	0	0	0	0	0	0	0	0	0	0	329	
8/11/2010	Subsequent	5	5	1	6	5	5	0	10	10	100	200	100	50	100	5		
	Subsequent>SSTL	0	0	0	0	0	0	0	0	0	0	0	0	0	0	0		0
		Benzene	Toluene	Ethylbenzene	Xylene	MTBE	Naphthalene	EDB	ETBE	TAME	TBA	Ethanol	TAA	TBF	ETBA	DIPE		
MW-33	Initial 11/16/2005	410	1600	290	1400	50	100	0.02	5	5	25	500	130	25	500	120		
	SSTL	-53	-1600	-290	-1400	-50	-100	-0.02	-5	-5	-25	-500	-130	-25	-500	-120		
	Initial>SSTL	357	0	0	0	0	0	0	0	0	0	0	0	0	0	0	357	
8/11/2010	Subsequent	3	5	5	3	5	5	0	10	10	100	200	100	50	100	5		
	Subsequent>SSTL	0	0	0	0	0	0	0	5	5	75	0	0	25	0	0		110
		Benzene	Toluene	Ethylbenzene	Xylene	MTBE	Naphthalene	EDB	ETBE	TAME	TBA	Ethanol	TAA	TBF	ETBA	DIPE		
MW-34	Initial 11/16/2005	250	870	180	1700	10	360	0.16	50	50	250	1000	5300	250	2800	50		
	SSTL	-35	-870	-180	-1700	-10	-301	-0.16	-50	-50	-250	-1000	-870	-250	-2800	-50		
	Initial>SSTL	215	0	0	0	0	59	0	0	0	0	0	4430	0	0	0	4704	
8/11/2010	Subsequent	5	5	5	10	5	5	0	10	10	100	200	100	50	100	5		
	Subsequent>SSTL	0	0	0	0	0	0	0	0	0	0	0	0	0	0	0		0
		Benzene	Toluene	Ethylbenzene	Xylene	MTBE	Naphthalene	EDB	ETBE	TAME	TBA	Ethanol	TAA	TBF	ETBA	DIPE		
MW-35	Initial 11/16/2005	12000	22000	3200	15000	1300	1200	3.2	5	1000	5000	100	25	25	5000	1300		
	SSTL	-56	-22000	-3200	-15000	-1300	-542	-3.2	-5	-1000	-5000	-100	-25	-25	-5000	-1300		
	Initial>SSTL	11944	0	0	0	0	658	0	0	0	0	0	0	0	0	0	12602	
8/11/2010	Subsequent	28	185	63	386	5	58	0	10	10	100	200	100	50	100	5		
	Subsequent>SSTL	0	0	0	0	0	0	0	5	0	0	100	75	25	0	0		205
		Benzene	Toluene	Ethylbenzene	Xylene	MTBE	Naphthalene	EDB	ETBE	TAME	TBA	Ethanol	TAA	TBF	ETBA	DIPE		
MW-36	Initial 11/16/2005	140	310	320	1400	1	120	0.02	5	5	25	100	500	25	500	5		
	SSTL	-85	-310	-320	-1400	-1	-120	-0.02	-5	-5	-25	-100	-500	-25	-500	-5		
	Initial>SSTL	55	0	0	0	0	0	0	0	0	0	0	0	0	0	0	55	
8/11/2010	Subsequent	5	5	5	10	5	5	0	10	10	100	200	100	50	100	5		
	Subsequent>SSTL	0	0	0	0	4	0	0	5	5	75	100	0	25	0	0		214
		Benzene	Toluene	Ethylbenzene	Xylene	MTBE	Naphthalene	EDB	ETBE	TAME	TBA	Ethanol	TAA	TBF	ETBA	DIPE		
MW-37	Initial 11/16/2005	360	360	44	170	160	15	0.097	5	12	25	100	330	25	45	52		
	SSTL	-90	-360	-44	-170	-160	-15	-0.097	-5	-12	-25	-100	-330	-25	-45	-52		
	Initial>SSTL	270	0	0	0	0	0	0	0	0	0	0	0	0	0	0	270	
8/16/2010	Subsequent	5	2	5	18	5	4	0	10	10	100	200	100	50	100	5		
	Subsequent>SSTL	0	0	0	0	0	0	0	5	0	75	100	0	25	55	0		260

[redacted]

		Benzene	Toluene	Ethylbenzene	Xylene	MTBE	Naphthalene	EDB	ETBE	TAME	TBA	Ethanol	TAA	TBF	ETBA	DIPE		
MW-39	Initial 11/16/2005	3100	17000	2600	13000	25	830	0.29	130	130	630	2500	630	630	630	130		
	SSTL	-90	-17000	-2600	-13000	-25	-830	-0.29	-130	-130	-630	-2500	-630	-630	-630	-130		
	Initial>SSTL	3010	0	0	0	0	0	0	0	0	0	0	0	0	0	0	3010	
8/16/2010	Subsequent	5	20	16	93	5	15	0	10	10	100	200	100	50	100	5		
	Subsequent>SSTL	0	0	0	0	0	0	0	0	0	0	0	0	0	0	0		0
		Benzene	Toluene	Ethylbenzene	Xylene	MTBE	Naphthalene	EDB	ETBE	TAME	TBA	Ethanol	TAA	TBF	ETBA	DIPE		
MW-40	Initial 11/16/2005	840	740	690	1900	1	500	0.22	5	5	25	100	25	25	1500	25		
	SSTL	-113	-740	-690	-1900	-1	-500	-0.22	-5	-5	-25	-100	-25	-25	-1500	-25		
	Initial>SSTL	727	0	0	0	0	0	0	0	0	0	0	0	0	0	0	727	
8/16/2010	Subsequent	5	5	5	10	5	5	0	10	10	100	200	100	50	100	5		
	Subsequent>SSTL	0	0	0	0	4	0	0	5	5	75	100	75	25	0	0		289
		Benzene	Toluene	Ethylbenzene	Xylene	MTBE	Naphthalene	EDB	ETBE	TAME	TBA	Ethanol	TAA	TBF	ETBA	DIPE		
MW-41	Initial 11/16/2005	1	1	1	1	1	5	0.02	5	5	25	100	25	25	25	5		
	SSTL	-1	-1	-1	-1	-1	-5	-0.02	-5	-5	-25	-100	-25	-25	-25	-5		
	Initial>SSTL	0	0	0	0	0	0	0	0	0	0	0	0	0	0	0	0	
8/16/2010	Subsequent	168	75	200	162	11	161	0	10	10	100	200	319	50	100	12		
	Subsequent>SSTL	167	73.5	199	161	9.5	156	0	5	5	75	100	294	25	75	7.2		1352.2
		Benzene	Toluene	Ethylbenzene	Xylene	MTBE	Naphthalene	EDB	ETBE	TAME	TBA	Ethanol	TAA	TBF	ETBA	DIPE		
MW-42	Initial 11/16/2005	1	1	1	1	1	5.4	0.02	5	5	25	100	25	25	25	5		
	SSTL	-1	-1	-1	-1	-1	-5.4	-0.02	-5	-5	-25	-100	-25	-25	-25	-5		
	Initial>SSTL	0	0	0	0	0	0	0	0	0	0	0	0	0	0	0	0	
8/16/2010	Subsequent	5	5	17	39	5	21	0	10	10	100	200	100	50	100	5		
	Subsequent>SSTL	4	4	15.6	38.2	4	16	0	5	5	75	100	75	25	75	0		441.8
		Benzene	Toluene	Ethylbenzene	Xylene	MTBE	Naphthalene	EDB	ETBE	TAME	TBA	Ethanol	TAA	TBF	ETBA	DIPE		
MW-47	Initial 11/16/2005	1	14	1	1	1	5	2.4	5	5	25	100	25	25	25	5		
	SSTL	-1	-14	-1	-1	-1	-5	-1	-5	-5	-25	-100	-25	-25	-25	-5		
	Initial>SSTL	0	0	0	0	0	0	1.4	0	0	0	0	0	0	0	0	1.4	
8/11/2010	Subsequent	5	5	5	10	5	5	0	10	10	100	200	100	50	100	5		
	Subsequent>SSTL	4	0	4	9	4	0	0	5	5	75	100	75	25	75	0		381
		Benzene	Toluene	Ethylbenzene	Xylene	MTBE	Naphthalene	EDB	ETBE	TAME	TBA	Ethanol	TAA	TBF	ETBA	DIPE		
MW-54	Initial 11/16/2005	970	2900	460	2200	1500	1100	2.7	50	50	250	1000	650	250	250	50		
	SSTL	-7	-1337	-460	-2200	-83	-29	-2.7	-50	-50	-250	-1000	-650	-250	-250	-50		
	Initial>SSTL	963	1563	0	0	1417	1071	0	0	0	0	0	0	0	0	0	5014	
8/17/2010	Subsequent	5	2	5	10	7	5	5	10	10	100	200	100	50	100	11		
	Subsequent>SSTL	0	0	0	0	0	0	2.3	0	0	0	0	0	0	0	0		2.3
		Benzene	Toluene	Ethylbenzene	Xylene	MTBE	Naphthalene	EDB	ETBE	TAME	TBA	Ethanol	TAA	TBF	ETBA	DIPE		
MW-55	Initial 11/16/2005	440	1	27	1	410	39	0.11	5	14	130	100	1400	25	82	83		
	SSTL	-11	-1	-27	-1	-103	-36	-0.05	-5	-14	-130	-100	-423	-25	-82	-83		
	Initial>SSTL	429	0	0	0	307	3	0.06	0	0	0	0	977	0	0	0	1716.06	
8/11/2010	Subsequent	88	5	26	10	191	25	0	10	10	100	200	574	50	100	18		
	Subsequent>SSTL	77	4	0	9	88	0	0	5	0	0	100	151	25	18	0		477
		Benzene	Toluene	Ethylbenzene	Xylene	MTBE	Naphthalene	EDB	ETBE	TAME	TBA	Ethanol	TAA	TBF	ETBA	DIPE		
MW-57	Initial 11/16/2005	12000	12000	2000	8200	2000	1000	3.3	1000	1000	5000	20000	8200	5000	5000	1200		
	SSTL	-6	-1944	-969	-8200	-54	-28	-0.05	-1000	-165	-1908	-20000	-287	-5000	-5000	-290		
	Initial>SSTL	11994	10056	1031	0	1946	972	3.25	0	835	3092	0	7913	0	0	910	38752.25	
8/11/2010	Subsequent	5	5	5	4	5	4	0	10	10	100	200	100	50	100	5		
	Subsequent>SSTL	0	0	0	0	0	0	0	0	0	0	0	0	0	0	0		0
		Benzene	Toluene	Ethylbenzene	Xylene	MTBE	Naphthalene	EDB	ETBE	TAME	TBA	Ethanol	TAA	TBF	ETBA	DIPE		
MW-58	Initial 11/16/2005	5300	110	960	160	630	490	2	87	88	250	1000	3500	250	500	670		
	SSTL	-6	-110	-918	-160	-51	-27	-0.05	-87	-88	-250	-1000	-279	-250	-500	-260		
	Initial>SSTL	5294	0	42	0	579	463	1.95	0	0	0	0	3221	0	0	410	10010.95	
8/11/2010	Subsequent	5	5	2	10	76	5	0.02	10	7	112	200	1170	50	100	52		
	Subsequent>SSTL	0	0	0	0	25.4	0	0	0	0	0	0	891	0	0	0		916.4
		Benzene	Toluene	Ethylbenzene	Xylene	MTBE	Naphthalene	EDB	ETBE	TAME	TBA	Ethanol	TAA	TBF	ETBA	DIPE		
MW-64	Initial 11/16/2005	390	13	51	1	100	56	0.02	5	10	25	100	25	25	170	41		
	SSTL	-345	-13	-51	-1	-100	-56	-0.02	-5	-10	-25	-100	-25	-25	-170	-41		
	Initial>SSTL	45	0	0	0	0	0	0	0	0	0	0	0	0	0	0	45	
8/16/2010	Subsequent	1410	1130	228	724	195	185	0.16	200	200	2000	4000	3110	1000	2000	87		
	Subsequent>SSTL	1065	1117	177	723	95	129	0.14	195	190	1975	3900	3085	975	1830	46.3		15502.44
		Benzene	Toluene	Ethylbenzene	Xylene	MTBE	Naphthalene	EDB	ETBE	TAME	TBA	Ethanol	TAA	TBF	ETBA	DIPE		
MW-65	Initial 11/16/2005	140	31	78	88	6	45	0.02	5	5	25	100	25	25	74	14		
	SSTL	-140	-31	-78	-88	-6	-45	-0.02	-5	-5	-25	-100	-25	-25	-74	-14		
	Initial>SSTL	0	0	0	0	0	0	0	0	0	0	0	0	0	0	0	0	
8/16/2010	Subsequent	420	398	234	262	16	168	0	50	50	500	1000	648	250	500	21		
	Subsequent>SSTL	280	367	156	174	10.4	123	0	45	45	475	900	623	225	426	7.3		3856.7
		Benzene	Toluene	Ethylbenzene	Xylene	MTBE	Naphthalene	EDB	ETBE	TAME	TBA	Ethanol	TAA	TBF	ETBA	DIPE		
MW-66	Initial 11/16/2005	1	1	1	27	1	8.6	0.02	5	5	25	100	25	25	25	5		
	SSTL	-1	-1	-1	-27	-1	-8.6	-0.02	-5	-5	-25	-100	-25	-25	-25	-5		
	Initial>SSTL	0	0	0	0	0	0	0	0	0	0	0	0	0	0	0	0	
8/16/2010	Subsequent	5	5	5	10	5	5	0	10	10	100	200	100	50	100	5		
	Subsequent>SSTL	4	4	4	0	4	0	0	5	5	75	100	75	25	75	0		376

		Benzene	Toluene	Ethylbenzene	Xylene	MTBE	Naphthalene	EDB	ETBE	TAME	TBA	Ethanol	TAA	TBF	ETBA	DIPE		
MW-5aR	Initial 11/16/2005	27000	31000	2500	14000	9900	1000	0.19	1000	2300	5000	20000	54000	5400	13000	4100		
	SSTL	-83	-17249	-2500	-14000	-9900	-108	-0.19	-1000	-381	-5000	-20000	-1403	-5400	-13000	-4100		
	Initial>SSTL	26917	13751	0	0	0	892	0	0	1919	0	0	52597	0	0	0	96076	
8/16/2010	Subsequent	2120	6600	716	6060	500	466	0	1000	1000	10000	20000	10000	5000	10000	500		
	Subsequent>SSTL	2037	0	0	0	0	358	0	0	619	5000	0	8597	0	0	0		16611
		Benzene	Toluene	Ethylbenzene	Xylene	MTBE	Naphthalene	EDB	ETBE	TAME	TBA	Ethanol	TAA	TBF	ETBA	DIPE		
PW-1R	Initial 11/16/2005	8300	6800	1800	8100	290	770	7.6	320	1400	1100	1000	18000	250	3000	2500		
	SSTL	-58	-6800	-1800	-8100	-290	-89	-6	-320	-330	-1100	-1000	-1114	-250	-3000	-2500		
	Initial>SSTL	8242	0	0	0	0	681	1.6	0	1070	0	0	16886	0	0	0	26880.6	
1/18/2010	Subsequent	4	20	3	55	5	3	0	10	10	100	200	100	50	100	5		
	Subsequent>SSTL	0	0	0	0	0	0	0	0	0	0	0	0	0	0	0		0
		Benzene	Toluene	Ethylbenzene	Xylene	MTBE	Naphthalene	EDB	ETBE	TAME	TBA	Ethanol	TAA	TBF	ETBA	DIPE		
RW-1R	Initial 11/16/2005	1600	10	230	10	130	14	0.54	5	50	25	100	850	25	250	160		
	SSTL	-54	-10	-230	-10	-130	-14	-0.54	-5	-50	-25	-100	-850	-25	-250	-160		
	Initial>SSTL	1546	0	0	0	0	0	0	0	0	0	0	0	0	0	0	1546	
1/18/2010	Subsequent	5	2	5	10	5	5	0	10	10	100	200	100	50	100	5		
	Subsequent>SSTL	0	0	0	0	0	0	0	5	0	75	100	0	25	0	0		205
		Benzene	Toluene	Ethylbenzene	Xylene	MTBE	Naphthalene	EDB	ETBE	TAME	TBA	Ethanol	TAA	TBF	ETBA	DIPE		
DW-3	Initial 11/16/2005	350	360	64	220	230	5	0.06	5	17	25	100	850	75	95	5		
	SSTL	-45	-360	-64	-220	-230	-5	-0.06	-5	-17	-25	-100	-850	-75	-95	-5		
	Initial>SSTL	305	0	0	0	0	0	0	0	0	0	0	0	0	0	0	305	
8/12/2010	Subsequent	1810	3870	451	2440	211	178	0	10	35	190	200	3820	50	100	118		
	Subsequent>SSTL	1765	3510	387	2220	0	173	0.16	5	17.8	165	100	2970	0	5	113		11430.96
		Benzene	Toluene	Ethylbenzene	Xylene	MTBE	Naphthalene	EDB	ETBE	TAME	TBA	Ethanol	TAA	TBF	ETBA	DIPE		
DW-4	Initial 11/16/2005	74	380	102	524	11.5	48	1.46	5	5	50	500	150	50	50	25		
	SSTL	-48	-380	-102	-524	-11.5	-48	-1.46	-5	-5	-50	-500	-150	-50	-50	-25		
	Initial>SSTL	26	0	0	0	0	0	0	0	0	0	0	0	0	0	0	26	
8/12/2010	Subsequent	5	5	5	10	5	5	0	10	10	100	200	100	50	100	5		
	Subsequent>SSTL	0	0	0	0	0	0	0	5	5	50	0	0	0	50	0		110
		Benzene	Toluene	Ethylbenzene	Xylene	MTBE	Naphthalene	EDB	ETBE	TAME	TBA	Ethanol	TAA	TBF	ETBA	DIPE		
DW-7	Initial 11/16/2005	40	2	2	2	20	10	0.14	10	10	50	200	300	50	50	16		
	SSTL	-7	-2	-2	-2	-20	-10	-0.14	-10	-10	-50	-200	-300	-50	-50	-16		
	Initial>SSTL	33	0	0	0	0	0	0	0	0	0	0	0	0	0	0	33	
8/11/2010	Subsequent	5	5	5	10	3	5	0	10	10	100	200	100	50	100	5		
	Subsequent>SSTL	0	3	3	8	0	0	0	0	0	50	0	0	0	50	0		114
		Benzene	Toluene	Ethylbenzene	Xylene	MTBE	Naphthalene	EDB	ETBE	TAME	TBA	Ethanol	TAA	TBF	ETBA	DIPE		
DW-9	Initial 11/16/2005	1	5	1	1	1	5	0.02	5	5	25	100	25	25	25	5		
	SSTL	-1	-5	-1	-1	-1	-5	-0.02	-5	-5	-25	-100	-25	-25	-25	-5		
	Initial>SSTL	0	0	0	0	0	0	0	0	0	0	0	0	0	0	0	0	
1/19/2010	Subsequent	5	5	5	5	5	5	0	10	10	100	200	100	50	100	5		
	Subsequent>SSTL	4	0	4	4	4	0	0	5	5	75	100	75	25	75	0		376
Totals	Initial>SSTL																550653.06	
	Subsequent>SSTL																	89106.448

CoC Mass Reduction Calculation

= (Initial>SSTL-Subsequent>SSTL)/(Initial>SSTL)*100%
= 83.82%

Monitoring Event, Clouds Chevron Gas Station
Analytical Data (ug/L)

Well	Date	Benzene ug/L	Toluene ug/L	Ethylbenzene ug/L	Xylenes ug/L	MTBE ug/L	Naphthalene ug/L	EDB ug/L	ETBE ug/L	TAME ug/L	TBA ug/L	Ethanol ug/L	TAA ug/L	TBF ug/L	ETBA ug/L	DIPE ug/L
MW-1	4/19/2005	1	1	1	1	5	1	0.02	5	5	25	100	25	25	25	5
	6/29/2006	1	7	3	19	1	4	0.02	10	1	10	20	10	20	10	1
	08/14/2007 0	5	5	5	5	5	5	1.00	5	5	5	5	5	5	5	5
	08/14/2007 0	5	5	5	5	5	5	1.00	5	5	5	5	5	5	5	5
	Dry	0	0	0	0	0	0	0.00	0	0	0	0	0	0	0	0
	1/18/2010	5	5	5	10	5	5	0.02	10	10	100	200	100	50	100	5
	1/18/2010	5	5	5	10	5	5	0.02	10	10	100	200	100	50	100	5
MW-2	4/19/2005	5900	11000	1800	12000	570	3200	39.00	130	130	630	2500	2800	630	630	250
	6/29/2006	12000	22000	2100	13800	1700	460	94.00	20	50	20	40	1700	40	20	210
	08/21/2007 1	6	13	5	5	5	5	1.00	5	5	5	5	5	5	5	5
	08/21/2007 1	6	13	5	5	5	5	1.00	5	5	5	5	5	5	5	5
	8/21/2007	6	13	5	5	5	5	1.00	5	5	5	5	5	5	5	5
	8/21/2007	6	13	5	5	5	5	1.00	5	5	5	5	5	5	5	5
	8/12/2010	5	5	5	56	164	11	0.06	10	10	100	200	178	50	100	22
MW-3	4/19/2005	15000	27000	3500	19000	1500	37000	230.00	250	540	1300	5000	12000	1300	1300	1100
	6/29/2006	15000	27000	3500	19000	1500	37000	230.00	250	540	1300	5000	12000	1300	1300	1100
	08/21/2007 1	6	14	5	5	5	5	70.50	5	5	5	5	5	5	5	5
	03/03/2008 1	9950	16500	657	8790	66100	537	229.00	5	5	1330	5	8610	1760	5	5
	10/20/2008 0	5	5	5	105	1890	713	6.20	5	5	5	5	2210	5	5	5
	1/18/2010	200	333	250	250	4260	254	42.20	500	500	5000	10000	5000	2500	5000	250
	3/17/2010	244	590	35	1140	1540	91	42.20	100	160	448	2000	1000	500	1000	75
	8/12/2010	50	50	50	39	1300	50	2.80	100	100	1000	2000	1000	500	1000	50
MW-4	4/19/2005	1	1	1	1	5	8	0.07	5	5	25	100	25	25	25	5
	6/29/2006	1	8	2	17	2	2	0.02	10	1	10	20	10	20	10	1
	08/14/2007 0	31	5	5	5	10	5	1.00	5	5	5	5	5	5	5	5
	03/03/2008 1	5	5	5	5	36	5	5.00	5	5	5	5	5	5	5	5
	10/20/2008 1	5	5	5	5	11	5	0.02	5	5	5	5	5	5	5	5
	1/18/2010	5	5	5	10	5	5	0.02	10	10	100	200	100	50	100	5
	1/18/2010	5	5	5	10	5	5	0.02	10	10	100	200	100	50	100	5
MW-5	4/19/2005	100	3600	2300	8300	710	100	0.84	500	500	2500	10000	2500	2500	2500	500
	6/29/2006	670	3600	1	9800	1	510	3.60	10	1	10	20	580	20	10	1
	6/29/2006	670	3600	5	9800	5	510	3.60	10	5	10	20	580	20	10	5
	03/03/2008 1	5	5	5	5	92	9	5.00	5	5	5	275	5	5	5	5
	1/0/1900	5	5	5	5	92	9	0.02	5	5	5	275	5	5	5	5
	1/18/2010	50	50	50	31	946	50	0.02	100	100	1000	2000	1000	500	1000	50
	1/18/2010	50	50	50	31	946	50	0.02	100	100	1000	2000	1000	500	1000	50
MW-6	4/19/2005	13	1	1	60	5	1	0.02	5	5	25	100	25	25	25	5
	6/29/2006	970	190	160	525	3700	210	2.40	100	33	100	200	1000	200	100	87
	08/21/2007 1	4620	11000	2290	15600	1480	775	68.90	5	5	5	5	3190	5	5	234
	03/03/2008 1	137	5	5	5	4440	5	0.97	5	5	126	5	5	5	5	5
	10/20/2008 1	5	5	5	5	2560	5	0.16	5	5	5	5	5	5	5	5
	1/18/2010	5	5	5	10	119	5	0.02	10	10	100	200	100	50	100	5
	8/12/2010	5	5	5	10	23	5	0.02	5	5	25	100	25	25	25	5
MW-7	4/19/2005	1	1	1	1	5	1	0.02	5	5	25	100	25	25	25	5
	6/29/2006	1	1	1	2	1	1	0.02	10	1	10	20	10	20	10	1
	08/14/2007 0	5	5	5	5	5	5	1.00	5	5	5	5	5	5	5	5
	03/03/2008 1	5	5	5	5	5	5	5.00	5	5	5	5	5	5	5	5
	10/20/2008 1	5	5	5	5	5	5	0.02	5	5	5	5	5	5	5	5
	1/18/2010	5	5	5	10	5	5	0.02	10	10	100	200	100	50	100	5
	1/18/2010	5	5	5	10	5	5	0.02	10	10	100	200	100	50	100	5
MW-8	4/19/2005	1	1	1	1	5	1	0.02	5	5	25	100	25	25	25	5
	6/29/2006	1	1	1	4	1	1	0.02	10	1	10	20	10	20	10	1
	08/21/2007 1	5	5	5	5	5	5	1.00	5	5	5	5	5	5	5	5
	03/03/2008 1	5	5	5	5	5	5	5.00	5	5	5	5	5	5	5	5
	10/21/2008 1	5	5	5	5	5	5	0.02	5	5	5	5	5	5	5	5
	1/18/2010	5	5	5	10	5	5	0.02	5	10	100	200	100	50	100	5
	1/18/2010	5	5	5	10	5	5	0.02	5	10	100	200	100	50	100	5
	4/19/2005	3100	9800	2100	11000	1000	10	0.15	50	50	250	1000	250	250	250	71
MW-9R	7/11/2006	3100	9800	2100	11000	1000	10	0.15	50	50	250	1000	250	250	250	71
	7/11/2006	3100	9800	2100	11000	1000	10	0.15	50	50	250	1000	250	250	250	71
	7/11/2006	3100	9800	2100	11000	1000	10	0.15	50	50	250	1000	250	250	250	71
	1/0/1900	0	0	0	0	0	0	0.00	0	0	0	0	0	0	0	0
Destroyed	Destroyed	0	0	0	0	0	0	0.00	0	0	0	0	0	0	0	0
	8/11/2010	33	171	18	743	5	106	0.12	10	10	100	200	100	50	100	5

Well	Date	Benzene ug/L	Toluene ug/L	Ethylbenzene ug/L	Xylenes ug/L	MTBE ug/L	Naphthalene ug/L	EDB ug/L	ETBE ug/L	TAME ug/L	TBA ug/L	Ethanol ug/L	TAA ug/L	TBF ug/L	ETBA ug/L	DIPE ug/L
MW-10	4/19/2005	12000	17000	2700	13000	990	540	0.23	130	230	630	2500	630	630	630	1700
	4/19/2005	12000	17000	2700	13000	990	540	0.23	130	230	630	2500	630	630	630	1700
	08/14/2007 0	11300	29500	2420	12700	106	681	0.10	5	118	5	5	5	5	5	1130
	08/14/2007 0	11300	29500	2420	12700	106	681	0.10	5	118	5	5	5	5	5	1130
	10/21/2008 1	7870	23000	2180	11400	5	5	0.24	5	5	5	5	5	5	5	5
	1/25/2010	143	1650	412	3980	50	559	0.02	100	250	1000	2000	1000	500	1000	100
	8/11/2010	289	1930	141	2220	50	180	0.02	100	100	630	2000	630	500	630	50
MW-11	4/19/2005	25	230	25	25	130	25	0.02	130	130	630	2500	630	630	630	130
	7/11/2006	43	35	5	23	1	7	0.02	10	1	110	20	2500	20	10	1
	08/14/2007 0	149	225	17	68	5	13	1.00	5	5	5	5	529	5	5	13
	03/11/2008 0	19	5	5	5	77	5	5.00	5	5	5	5	487	5	5	5
	10/21/2008 1	31	5	7	5	5	5	0.02	5	5	118	550	2330	5	5	5
	1/18/2010	5	5	5	5	18	5	0.02	10	10	100	200	100	50	100	5
	8/11/2010	5	5	5	10	5	6	0.02	10	10	100	200	100	50	100	5
MW-12	4/19/2005	25	230	25	25	130	25	0.02	5	5	25	100	25	25	25	5
	7/13/2006	1	8	2	11	1	7	0.02	10	1	10	20	10	20	10	1
	08/14/2007 0	5	5	5	5	5	5	1.00	5	5	5	5	5	5	5	5
	03/11/2008 0	5	5	5	5	28	5	5.00	5	5	64	5	635	5	5	5
	10/21/2008 1	5	5	5	5	5	5	0.02	5	5	5	5	5	5	5	5
	1/18/2010	5	14	5	42	26	24	0.02	10	17	37	200	421	50	100	100
	8/11/2010	95	10	33	9	5	18	0.02	5	5	25	100	150	25	25	10
MW-13	4/19/2005	1	1	1	1	5	1	0.02	5	5	25	100	25	25	25	5
	7/11/2006	1	4	1	8	10	9	0.02	1	1	10	20	10	20	10	1
	08/14/2007 0	5	5	5	5	5	5	1.00	5	5	5	5	5	5	5	5
	03/11/2008 0	5	5	5	5	5	5	5.00	5	5	5	5	5	5	5	5
	10/21/2008 1	15	5	5	5	5	5	0.02	5	5	5	499	5	5	5	5
	1/18/2010	5	5	5	10	5	5	0.02	10	110	100	200	100	50	100	5
	1/18/2010	5	5	5	10	5	5	0.02	10	110	100	200	100	50	100	5
MW-15	4/19/2005	210	520	230	720	190	1	0.02	5	5	25	100	25	25	330	5
	4/19/2005	210	520	230	720	190	1	0.02	5	5	25	100	25	25	330	5
	08/14/2007 0	371	198	129	343	11	124	1.00	5	5	159	5	3350	5	5	31
	03/11/2008 0	372	7970	2090	10800	5	1150	5.00	5	5	5	5	2350	5	5	5
	10/21/2008 1	312	3260	764	5790	5	621	0.02	5	5	5	5	5	5	5	5
	1/18/2010	11	243	347	1710	25	238	0.02	50	50	500	1000	500	250	500	25
	8/11/2010	26	82	159	456	1	174	0.02	5	5	25	100	143	25	200	5
MW-16	4/19/2005	1	16	5	36	31	1	0.02	5	5	25	100	25	25	25	5
	7/11/2006	1	16	5	36	31	1	0.02	5	5	25	100	25	25	25	5
	08/14/2007 0	12200	34200	3270	21300	4110	1220	5.40	5	5	5	5	5	5	5	2220
	03/06/2008 1	5	5	5	5	5	5	5.00	5	5	5	5	5	5	5	5
	10/22/2008 0	5	122	40	332	5	162	0.02	5	5	5	5	5	5	5	5
	1/19/2010	5	5	5	13	5	6	0.02	10	10	100	200	139	50	100	5
	8/11/2010	5	5	5	4	5	5	0.02	10	10	100	200	100	50	100	5
MW-17	4/19/2005	3500	28000	3600	20000	1800	200	0.02	1000	1000	5000	20000	5000	5000	5000	1000
	7/11/2006	3500	28000	3600	20000	1800	200	0.02	1000	1000	5000	20000	5000	5000	5000	1000
	08/14/2007 0	9310	31000	2480	14600	5	1080	0.50	5	5	5	5	5	5	5	5
	08/14/2007 0	9310	31000	2480	14600	5	1080	0.50	5	5	5	5	5	5	5	5
	10/22/2008 0	2250	24800	3580	32100	5	2370	0.39	5	5	5	5	5	5	5	5
	1/19/2010	873	6200	455	11400	250	784	0.17	500	500	5000	10000	9780	2500	5000	500
	8/11/2010	27	904	179	5860	50	991	0.02	773	100	1000	2000	1000	500	1000	50
MW-18	4/19/2005	18000	37000	3200	17000	1300	6400	1.60	1000	1000	5000	20000	5000	5000	5000	2800
	4/19/2005	18000	37000	3200	17000	1300	6400	1.60	1000	1000	5000	20000	5000	5000	5000	2800
	08/16/2007 0	9080	21000	1700	16000	4170	869	5.00	5	5	5	5	15800	5	5	1930
	08/16/2007 0	9080	21000	1700	16000	4170	869	5.00	5	5	5	5	15800	5	5	1930
	10/20/2008 1	9470	23600	3060	17200	4270	1770	6.30	5	5	5	5	5	5	5	1740
	1/18/2010	187	746	108	3800	199	796	0.64	100	154	1000	2000	1410	500	1000	229
	8/11/2010	1150	2990	116	10300	991	684	2.40	100	189	433	2000	6530	500	1000	576

Well	Date	Benzene ug/L	Toluene ug/L	Ethylbenzene ug/L	Xylenes ug/L	MTBE ug/L	Naphthalene ug/L	EDB ug/L	ETBE ug/L	TAME ug/L	TBA ug/L	Ethanol ug/L	TAA ug/L	TBF ug/L	ETBA ug/L	DIPE ug/L
MW-19	4/19/2005	23000	48000	3600	20000	1300	4200	1.60	1000	1000	5000	20000	5000	5000	5000	2300
	7/11/2006	23000	48000	3600	20000	1300	4200	1.60	1000	1000	5000	20000	5000	5000	5000	2300
	08/21/2007 0	17600	46700	2590	16300	5770	869	35.30	5	5	5	5	5	5	5	861
	08/21/2007 0	17600	46700	2590	16300	5770	869	35.30	5	5	5	5	5	5	5	861
	10/20/2008 1	6680	24300	2540	20700	1750	1650	40.50	5	5	5	5	5	5	5	5
	1/19/2010	164	2520	235	7070	153	1750	13.20	200	200	2000	4000	2000	1000	2000	74
	8/12/2010	485	2650	245	7760	194	970	2.00	200	200	2000	4000	1490	1000	2000	100
MW-20	4/19/2005	19000	36000	3200	18000	1400	7200	0.02	1000	1000	5000	20000	5000	5000	5000	2800
	6/29/2006	18000	32000	3500	17600	3000	1400	0.06	500	530	500	1000	3500	1000	500	2300
	6/29/2006	18000	32000	3500	17600	3000	1400	0.06	500	530	500	1000	3500	1000	500	2300
	6/29/2006	18000	32000	3500	17600	3000	1400	0.06	500	530	500	1000	3500	1000	500	2300
	10/20/2008 1	2710	19700	1730	13100	198	1090	0.02	5	5	5	5	6100	5	5	171
	1/18/2010	217	2220	41	3490	47	102	0.10	200	261	2000	4000	2620	1000	2000	100
	8/16/2010	412	2930	728	8820	89	817	0.07	200	200	2000	4000	2850	1000	2000	100
MW-22	4/19/2005	24000	39000	5000	27000	4600	780	0.02	1000	1000	5000	20000	5000	5000	5000	1900
	6/29/2006	16000	44000	5700	28600	250	2300	0.02	2500	250	2500	5000	17000	5000	2500	400
	08/21/2007 1	7710	28200	1960	11000	5	5	1.00	5	5	5	5	5	5	5	5
	03/03/2008 1	4480	34900	2660	13800	5	5	5.00	5	5	5	5	5	5	5	5
	10/20/2008 1	2750	30600	5440	27900	5	2510	0.02	5	5	5	5	5	5	5	5
	1/20/2010	1100	8580	1650	21800	250	215	0.02	500	662	5000	10000	5000	2500	5000	500
	8/16/2010	582	5710	1010	12800	250	326	0.02	500	392	5000	10000	1469	2500	5000	250
MW-23	4/19/2005	8100	19000	1800	9700	1000	1600	1.30	56	1000	25	100	25	25	5000	1000
	6/29/2006	2100	5700	410	3800	230	220	0.21	500	50	500	1000	4600	1000	500	100
	08/21/2007 1	958	3560	251	1480	5	5	1.00	5	5	5	5	5	5	5	5
	03/03/2008 1	9840	29400	5	13300	5	2810	0.30	5	5	5	5	5	5	5	5
	10/20/2008 1	9740	26000	2940	18000	1550	1490	0.47	5	5	5	5	5	5	5	1370
	1/19/2010	17	74	9	391	17	58	0.02	20	50	200	400	285	100	200	7
	8/12/2010	546	1030	31	1790	268	259	0.06	10	57	25	100	2450	25	100	177
MW-24	4/19/2005	1340	1520	98	1730	67	610	26.30	1	60	10	100	4890	10	1150	449
	4/19/2005	1340	1520	98	1730	66.5	610	26.30	1	60	10	100	4890	10	1150	449
	08/21/2007 1	5	6	5	5	5.0	5	1.00	5	5	5	5	5	5	5	5
	03/03/2008 1	5	14	5	19	25.1	5	5.00	5	5	7	5	5	5	5	5
	10/20/2008 1	5	17	5	16	5.0	5	0.02	5	5	5	5	5	5	5	5
	1/18/2010	2	2	5	4	5.0	5	0.02	10	10	100	3980	100	50	100	5
	8/12/2010	22	21	9	36	8.4	6	0.02	1	10	10	100	73	10	100	3
MW-25	4/19/2005	1600	6200	850	4400	260.0	17	0.02	5	5	25	100	25	25	25	110
	6/29/2006	1400	11000	2300	17400	100	1200	0.02	1000	100	1000	2000	7900	2000	1000	100
	6/29/2006	1400	11000	2300	17400	100	1200	0.02	1000	100	1000	2000	7900	2000	1000	100
	03/03/2008 1	5	9370	3370	19900	95	1130	0.24	5	5	20	5	6950	5	5	5
	10/20/2008 1	5	2260	2080	15000	5	1090	0.02	5	5	5	5	5	5	5	5
	1/19/2010	6	89	165	1620	25	158	0.02	50	50	500	1000	500	250	500	25
	8/16/2010	70	3730	1700	11700	13	1080	0.02	5	5	25	100	1120	25	25	13
MW-26	4/19/2005	1	1	1	1	5	1	0.02	5	5	25	100	25	25	25	5
	6/29/2006	1	1	1	2	1	1	0.02	10	1	10	20	10	20	10	1
	08/21/2007 1	7	16	5	5	5	5	1.00	5	5	5	5	5	5	5	5
	03/03/2008 1	5	5	5	5	5	5	5.00	5	5	5	5	5	5	5	5
	1/0/1900	0	0	0	0	0	0	0.00	0	0	0	0	0	0	0	0
	1/20/2010	2	3	5	10	5	5	0.02	10	10	100	200	100	50	100	5
	8/16/2010	5	5	5	10	5	3	0.02	10	10	100	200	100	50	100	5
MW-27	4/19/2005	1	1	1	1	5	1	0.02	1	1	10	100	10	10	10	5
	4/19/2005	1	1	1	1	5	1	0.02	1	1	10	100	10	10	10	5
	08/21/2007 1	2670	10000	840	4840	5	300	1.00	5	5	5	5	5	5	5	105
	03/03/2008 1	5	5	5	12	5	5	5.00	5	5	5	5	5	5	5	5
	10/20/2008 1	5	5	5	5	5	5	0.02	5	5	5	454	5	5	5	5
	1/18/2010	5	5	5	10	5	5	0.02	10	10	100	200	100	50	100	5
	1/18/2010	5	5	5	10	5	5	0.02	10	10	100	200	100	50	100	5

[redacted]

Well	Date	Benzene ug/L	Toluene ug/L	Ethylbenzene ug/L	Xylenes ug/L	MTBE ug/L	Naphthalene ug/L	EDB ug/L	ETBE ug/L	TAME ug/L	TBA ug/L	Ethanol ug/L	TAA ug/L	TBF ug/L	ETBA ug/L	DIPE ug/L
MW-28	4/19/2005	360	970	96	490	250	50	0.02	250	250	1300	5000	1300	1300	1300	2600
	6/29/2006	10	44	9	72	1	35	0.02	10	1	10	20	91	20	10	1
	08/15/2007 0	5	5	5	5	5	5	1.00	5	5	5	5	5	5	5	5
	03/03/2008 1	5	5	5	5	5	5	5.00	5	5	5	5	5	5	5	5
	10/20/2008 1	5	5	5	5	5	5	0.02	5	5	5	269	5	5	5	5
	10/20/2008 1	5	5	5	5	5	5	0.02	5	5	5	269	5	5	5	5
	10/20/2008 1	5	5	5	5	5	5	0.02	5	5	5	269	5	5	5	5
MW-29	4/19/2005	100	100	100	100	3500	100	0.02	500	500	2500	10000	2500	2500	3100	500
	6/29/2006	3	18	6	44	1	13	0.02	10	1	10	20	10	20	10	1
	08/15/2007 0	5	5	5	5	5	5	1.00	5	5	5	5	5	5	5	5
	03/03/2008 1	5	10	6	38	5	7	5.00	5	5	5	5	5	5	5	5
	10/20/2008 1	5	5	5	5	5	5	0.02	5	5	5	5	5	5	111	5
	1/18/2010	5	5	5	10	5	5	0.02	10	10	100	200	100	50	100	5
	1/18/2010	5	5	5	10	5	5	0.02	10	10	100	200	100	50	100	5
MW-30	4/19/2005	1	1	1	1	5	1	0.11	5	5	25	100	25	25	25	5
	6/29/2006	3	28	21	129	1	50	0.02	10	1	10	20	10	20	10	1
	08/21/2007 1	5	19	5	5	5	5	1.00	5	5	5	5	5	5	5	5
	03/03/2008 1	5	6	5	11	5	5	5.00	5	5	5	5	5	5	5	5
	10/20/2008 1	5	15	5	39	5	11	0.02	5	5	5	5	5	5	5	5
	1/18/2010	5	5	5	10	5	5	0.02	10	10	100	200	100	50	100	5
	1/18/2010	5	5	5	10	5	5	0.02	10	10	100	200	100	50	100	5
MW-31	4/19/2005	20	53	21	260	51	1	0.02	5	5	25	100	25	25	120	5
	6/29/2006	100	280	2	380	1	2	0.02	10	1	10	20	1600	20	10	1
	6/29/2006	100	280	2	380	5	2	0.02	10	5	10	20	1600	20	10	5
	03/11/2008 0	91	98	298	586	5	222	5.00	5	5	5	5	2030	5	5	5
	1/0/1900	0	0	0	0	0	0	0.00	0	0	0	0	0	0	0	0
	1/20/2010	20	15	275	56	10	146	0.02	20	50	200	400	369	100	200	10
	8/11/2010	5	5	3	10	5	5	0.02	5	5	25	100	25	25	100	5
MW-32	4/19/2005	400	14000	520	18000	170	5	0.09	25	25	130	500	130	130	5000	25
	6/29/2006	410	850	370	2180	10	160	0.02	100	10	100	200	4500	200	100	10
	08/21/2007 1	174	1210	216	2920	5	88	1.00	5	5	5	5	784	5	5	5
	08/21/2007 1	174	1210	216	2920	5	88	1.00	5	5	5	5	784	5	5	5
	10/20/2008 1	296	911	512	2570	5	510	0.02	5	5	5	5	1860	5	5	5
	1/18/2010	6	19	23	67	5	22	0.02	10	10	100	200	100	50	100	5
	8/11/2010	5	5	1	6	5	5	0.02	10	10	100	200	100	50	100	5
MW-33	4/19/2005	410	1600	290	1400	100	50	0.02	5	5	25	500	130	25	500	120
	6/29/2006	5500	18000	1900	12400	72	650	0.02	500	50	500	1000	9100	1000	500	170
	08/21/2007 1	821	3870	238	4610	5	280	1.00	5	5	5	5	3710	5	5	5
	03/03/2008 1	1080	3750	644	5860	5	340	5.00	5	5	5	5	7970	5	5	5
	10/20/2008 1	2570	11000	1310	8420	5	473	0.02	5	5	5	5	5190	5	5	5
	1/18/2010	5	4	5	9	5	5	0.02	10	10	100	200	180	50	100	5
	8/11/2010	3	5	5	3	5	5	0.02	5	5	25	200	100	25	100	5
MW-34	4/19/2005	250	870	180	1700	360	10	0.16	50	50	250	1000	5300	250	2800	50
	6/29/2006	1900	12000	1500	7200	1	400	0.18	10	1	10	20	5400	20	10	47
	08/21/2007 1	263	2710	570	2700	5	231	1.00	5	5	5	5	5	5	5	5
	03/06/2008 0	1490	14500	1880	8250	5	803	5.00	5	5	5	5	5	5	5	5
	10/20/2008 1	648	5930	1350	5870	5	622	0.02	5	5	5	5	5	5	5	5
	1/18/2010	100	166	130	886	10	10	0.02	20	50	341	400	710	100	200	7
	8/11/2010	5	5	5	10	5	5	0.02	5	10	100	200	100	50	100	5
MW-35	4/19/2005	12000	22000	3200	15000	1200	1300	3.20	5	1000	5000	100	25	25	5000	1300
	7/11/2006	12000	22000	3200	15000	1200	1300	3.20	5	1000	5000	100	25	25	5000	1300
	08/21/2007 1	15800	13500	1960	9300	3120	1330	3.70	5	5	5	5	137000	5	5	2340
	03/06/2008 0	14500	18200	2180	15100	2500	1260	0.91	5	5	2030	5	19800	5	5	5
	10/20/2008 1	13100	12500	1660	8830	1770	1460	0.96	5	5	5	5	12700	5	5	1360
	1/18/2010	4020	7160	608	3590	382	354	0.44	1000	1310	10000	20000	13600	5000	10000	351
	3/17/2010	37	24	5	285	5	35	0.44	10	10	100	200	100	50	100	5
	8/11/2010	28	185	63	386	5	58	0.02	5	10	100	100	25	25	100	5

Well	Date	Benzene ug/L	Toluene ug/L	Ethylbenzene ug/L	Xylenes ug/L	MTBE ug/L	Naphthalene ug/L	EDB ug/L	ETBE ug/L	TAME ug/L	TBA ug/L	Ethanol ug/L	TAA ug/L	TBF ug/L	ETBA ug/L	DIPE ug/L
MW-36	4/19/2005	140	310	320	1400	120	1	0.02	5	5	25	100	500	25	500	5
	6/29/2006	110	540	730	4300	1	280	0.02	10	1	10	20	5400	20	10	1
	08/21/2007 1	38	27	103	280	5	87	1.00	5	5	5	5	587	5	5	5
	03/03/2008 1	5	5	273	247	5	5	5.00	5	5	5	5	5	5	5	5
	10/20/2008 0	36	136	397	320	5	238	0.02	5	5	5	5	2400	5	5	5
	1/18/2010	5	5	5	10	5	5	0.02	10	10	100	200	100	50	100	5
	8/11/2010	5	5	5	10	1	5	0.02	5	5	25	100	100	25	100	5
MW-37	4/19/2005	360	360	44	170	15	160	0.10	5	12	25	100	330	25	45	52
	6/29/2006	410	1900	1300	2550	20	390	0.03	200	20	200	400	1700	400	200	20
	08/21/2007 1	135	808	888	2280	5	352	1.00	5	5	5	5	5	5	5	5
	03/06/2008 0	519	625	1380	673	5	502	5.00	5	5	5	5	5	5	5	5
	10/20/2008 1	454	459	1130	728	5	609	0.02	5	5	5	5	2370	5	5	5
	1/18/2010	353	417	325	794	20	75	0.02	50	50	500	1000	2400	250	500	25
	8/16/2010	5	2	5	18	5	4	0.02	5	10	25	100	100	25	45	5
MW-38	4/19/2005	1	1	1	1	5	1	0.02	5	5	25	100	25	25	25	5
	7/11/2006	2	23	6	32	1	8	0.02	10	1	10	20	10	20	10	1
	08/13/2007 0	5	5	5	5	5	5	1.00	5	5	5	5	5	5	5	5
	03/06/2008 0	5	23	7	44	5	12	5.00	5	5	5	5	5	5	5	5
	10/20/2008 1	5	5	5	5	5	5	0.02	5	5	5	5	5	5	5	5
	1/20/2010	5	3	5	10	5	5	0.02	10	10	100	200	100	50	100	5
	1/20/2010	5	3	5	10	5	5	0.02	10	10	100	200	100	50	100	5
MW-39	4/19/2005	3100	17000	2600	13000	830	25	0.29	130	130	630	2500	630	630	630	130
	7/11/2006	1500	19000	2000	14300	200	1400	0.19	2000	200	2000	4000	2000	4000	15000	200
	08/13/2007 0	678	10300	1320	8320	5	683	0.13	5	5	5	5	5	5	5	5
	03/06/2008 1	515	10200	1980	12500	5	1140	5.00	5	5	5	5	14000	5	5	5
	10/20/2008 0	506	11400	1940	10900	5	944	0.02	5	5	5	5	5	5	5	5
	1/20/2010	60	2400	486	4810	100	330	0.02	200	200	2000	4000	3000	1000	2000	100
	8/16/2010	5	20	16	93	5	15	0.02	10	10	100	200	100	50	100	5
MW-40	4/19/2005	840	740	690	1900	500	1	0.22	5	5	25	100	25	25	1500	25
	7/11/2006	2000	15000	1300	8900	50	630	0.32	500	50	500	1000	6100	1000	80	50
	08/13/2007 0	757	8340	685	6180	5	5	0.14	5	5	5	5	5	5	5	5
	08/13/2007 0	757	8340	685	6180	5	5	0.14	5	5	5	5	5	5	5	5
	10/20/2008 0	1010	16000	3920	27200	5	2630	0.02	5	5	5	5	5	5	5	5
	1/20/2010	500	504	500	1000	500	500	0.02	1000	1000	10000	20000	10000	5000	10000	500
	3/17/2010	8	339	111	870	25	41	0.02	50	50	500	1000	500	250	500	25
	8/16/2010	5	5	5	10	5	5	0.02	5	5	25	100	25	25	100	5
MW-41	4/19/2005	1	1	1	1	5	1	0.02	5	5	25	100	25	25	25	5
	7/11/2006	110	700	160	860	1	93	0.02	10	1	10	20	190	20	10	1
	08/15/2007 0	586	5	88	5	93	56	0.10	5	5	5	5	913	5	5	57
	03/06/2008 1	809	1620	1380	1900	21	483	5.00	5	5	5	5	5	5	5	5
	10/20/2008 0	1160	834	1460	1760	5	608	0.02	5	5	5	5	3520	5	5	58
	1/20/2010	10	3	3	10	5	5	0.02	10	10	100	200	100	50	100	5
	8/16/2010	168	75	200	162	11	161	0.02	5	5	25	100	319	25	25	12
MW-42	4/19/2005	1	1	1	1	5	1	0.02	5	5	25	100	25	25	25	5
	7/11/2006	3	860	480	2900	1.0	270	0.02	10	1	10	20	360	20	10	1
	08/13/2007 0	5	718	432	3680	5.0	293	1.00	5	5	5	5	1	5	5	5
	03/06/2008 1	5	92	185	565	5.0	154	5.00	5	5	5	5	284	5	5	5
	10/20/2008 0	5	110	303	835	5.0	282	0.02	5	5	5	5	627	5	5	5
	1/20/2010	5	5	5	12	5.0	5	0.02	10	10	100	200	100	50	100	5
	8/16/2010	5	5	17	39	5.0	21	0.02	5	5	25	100	25	25	25	5
MW-43	4/19/2005	1	1	1	1	5.0	1	0.02	5	5	25	100	25	25	25	5
	7/11/2006	1	11	2	13	7	0	10.00	1	10	20	10	20	10	10	1
	08/21/2007 1	5	5	5	5	5	5	1.00	5	5	5	1140	5	5	5	5
	03/06/2008 1	5	5	5	5	5	5	5.00	5	5	5	5	5	5	5	5
	10/20/2008 0	5	5	5	11	5	5	0.02	5	5	5	5	5	5	5	5
	1/19/2010	11	30	5	21	5	5	0.02	10	10	100	200	100	50	100	5
	8/11/2010	5	5	5	10	5	4	0.02	10	10	100	200	100	50	100	5

Well	Date	Benzene ug/L	Toluene ug/L	Ethylbenzene ug/L	Xylenes ug/L	MTBE ug/L	Naphthalene ug/L	EDB ug/L	ETBE ug/L	TAME ug/L	TBA ug/L	Ethanol ug/L	TAA ug/L	TBF ug/L	ETBA ug/L	DIPE ug/L
MW-44	4/19/2005	1	1	1	1	5	1	0.02	5	5	25	100	25	25	25	5
	7/11/2006	1	4	1	6	1	2	0.02	10	1	10	20	10	20	10	1
	08/14/2007 0	5	6	5	19	5	6	1.00	5	5	5	5	5	5	5	5
	03/06/2008 1	5	5	5	5	5	5	5.00	5	5	5	5	5	5	5	5
	10/22/2008 1	5	5	5	16	5	8	0.02	5	5	5	5	5	5	5	5
	1/19/2010	5	5	5	10	5	5	0.02	10	10	100	200	100	50	100	5
	1/19/2010	5	5	5	10	5	5	0.02	10	10	100	200	100	50	100	5
MW-45	4/19/2005	1	1	1	1	5	1	0.02	5	5	25	100	25	25	25	5
	7/11/2006	1	3	1	4	1	2	0.02	10	1	10	20	10	20	10	1
	08/14/2007 0	5	5	5	5	5	5	1.00	5	5	5	5	5	5	5	5
	03/06/2008 1	5	5	5	5	5	5	5.00	5	5	5	5	5	5	5	5
	10/22/2008 0	5	5	5	16	5	16	0.02	5	5	5	5	5	5	5	5
	1/19/2010	5	5	5	10	5	5	0.02	10	10	100	200	100	50	100	5
	1/19/2010	5	5	5	10	5	5	0.02	10	10	100	200	100	50	100	5
MW-46	4/19/2005	1	12	1	1	5.2	1	0.02	5	5	25	190	25	25	25	5
	7/11/2006	1	2	1	2	1.0	6	0.02	10	1	10	20	10	20	10	1
	08/14/2007 0	5	12	5	5	5.0	5	1.00	5	5	5	5	5	5	5	5
	03/06/2008 1	5	5	5	5	5.0	5	5.00	5	5	5	5	5	5	5	5
	10/22/2008 0	5	5	5	14	5.0	8	0.02	5	5	5	5	5	5	5	5
	1/19/2010	5	5	5	10	5.0	5	0.02	10	10	100	200	100	50	100	5
	1/19/2010	5	5	5	10	5.0	5	0.02	10	10	100	200	100	50	100	5
MW-47	4/19/2005	1	14	1	1	5.0	1	2.40	5	5	25	100	25	25	25	5
	7/11/2006	1	3	1	4	1	6	0.02	10	1	10	20	10	20	10	1
	08/14/2007 0	8	18	13	254	5	374	1.00	5	5	5	5	5	5	5	5
	03/06/2008 1	5	5	5	5	5	5	5.00	5	5	5	5	5	5	5	5
	10/22/2008 0	5	24	8	96	5	37	0.02	5	5	5	5	5	5	5	5
	1/19/2010	6	5	5	4	5	5	0.02	10	10	100	200	100	50	100	5
	8/11/2010	1	5	1	1	1	5	0.02	5	5	25	100	25	25	25	5
MW-48	4/19/2005	1	1	1	1	5	1	1.60	5	5	25	100	25	25	25	5
	7/11/2006	1	4	1	5	1	1	0.02	10	1	10	20	10	20	10	1
	08/14/2007 0	10	16	5	22	5	46	1.00	5	5	5	5	5	5	5	5
	03/06/2008 1	5	5	5	5	5	5	5.00	5	5	5	5	5	5	5	5
	10/22/2008 0	5	14	5	60	5	29	0.02	5	5	5	5	5	5	5	5
	1/20/2010	5	10	5	13	5	5	0.02	10	10	100	200	100	50	100	5
	1/20/2010	5	10	5	13	5	5	0.02	10	10	100	200	100	50	100	5
MW-49	4/19/2005	1	18	1	1	5	1	0.33	5	5	25	100	25	25	25	5
	7/11/2006	1	2	1	2	1	6	0.02	10	1	10	20	10	20	10	1
	08/14/2007 0	5	6	5	51	5	5	1.00	5	5	5	5	5	5	5	5
	03/06/2008 1	5	5	5	5	5	5	5.00	5	5	5	5	5	5	5	5
	10/22/2008 0	5	6	5	24	5	14	0.02	5	5	5	5	5	5	5	5
	10/22/2008 0	5	6	5	24	5	14	0.02	5	5	5	5	5	5	5	5
	10/22/2008 0	5	6	5	24	5	14	0.02	5	5	5	5	5	5	5	5
MW-50	4/19/2005	1	13	1	1	5	1	0.02	5	5	25	100	25	25	25	5
	7/11/2006	1	2	1	5	1	1	0.02	10	1	10	20	10	20	10	1
	08/14/2007 0	5	8	5	5	5	24	1.00	5	5	5	5	5	5	5	5
	03/06/2008 1	5	5	5	5	5	5	5.00	5	5	5	5	5	5	5	5
	10/22/2008 0	5	22	18	171	5	262	0.02	5	5	5	5	5	5	155	5
	10/22/2008 0	5	22	18	171	5	262	0.02	5	5	5	5	5	5	155	5
	10/22/2008 0	5	22	18	171	5	262	0.02	5	5	5	5	5	5	155	5
MW-51	4/19/2005	1	1	1	1	5	1	0.02	5	5	25	100	25	25	25	5
	7/11/2006	1	1	1	4	1	6	0.02	10	1	10	20	13	20	10	1
	08/14/2007 0	24	52	5	14	5	5	1.00	5	5	5	5	5	5	5	5
	03/11/2008 0	5	5	5	5	5	5	5.00	5	5	5	5	5	5	5	5
	10/21/2008 1	5	5	5	5	5	5	0.02	5	5	5	5	5	5	5	5
	1/19/2010	5	5	5	10	5	5	0.02	10	10	100	200	100	50	100	5
	1/19/2010	5	5	5	10	5	5	0.02	10	10	100	200	100	50	100	5

Well	Date	Benzene ug/L	Toluene ug/L	Ethylbenzene ug/L	Xylenes ug/L	MTBE ug/L	Naphthalene ug/L	EDB ug/L	ETBE ug/L	TAME ug/L	TBA ug/L	Ethanol ug/L	TAA ug/L	TBF ug/L	ETBA ug/L	DIPE ug/L
MW-52	4/19/2005	1	1	1	1	5	1	0.02	5	5	25	100	25	25	25	5
	7/11/2006	1	2	1	3	1	2	0.02	10	1	10	20	10	20	10	1
	08/14/2007 0	12	24	5	5	15	5	0.30	5	5	5	5	5	5	5	5
	08/14/2007 0	12	24	5	5	15	5	0.30	5	5	5	5	5	5	5	5
	08/14/2007 0	12	24	5	5	15	5	0.30	5	5	5	5	5	5	5	5
	08/14/2007 0	12	24	5	5	15	5	0.30	5	5	5	5	5	5	5	5
	08/14/2007 0	12	24	5	5	15	5	0.30	5	5	5	5	5	5	5	5
MW-53	4/19/2005	1	1	1	1	5	1	0.73	5	5	33	100	25	25	60	5
	7/11/2006	1	29	29	193	1	42	0.02	10	1	11	20	100	20	10	1
	08/14/2007 0	8	17	5	5	5	5	1.00	5	5	5	5	5	5	5	5
	03/11/2008 0	5	5	5	5	5	5	5.00	5	5	5	5	5	5	5	5
	10/21/2008 1	5	5	5	5	5	5	0.02	5	5	5	5	5	5	5	5
	1/19/2010	6	89	26	311	5	138	0.02	10	10	100	200	100	50	100	5
	8/11/2010	5	5	5	10	5	5	0.02	10	10	100	200	100	50	100	5
MW-54	4/19/2005	970	2900	460	2200	1100	1500	2.70	50	50	250	1000	650	250	250	50
	7/11/2006	650	501	1	12	23	5	0.02	10	1	10	20	700	20	90	63
	08/14/2007 0	557	5	5	5	5	47	1.00	5	5	5	5	5	5	5	59
	03/11/2008 0	150	5	5	5	20	10	5.00	5	5	38	5	478	5	5	5
	10/21/2008 1	152	5	5	5	16	19	0.02	5	5	5	5	615	5	5	34
	1/19/2010	10	5	5	10	10	10	0.02	10	14	100	200	153	50	100	25
	8/17/2010	5	2	5	10	7	5	5.00	10	10	100	200	100	50	100	11
MW-55	4/19/2005	440	1	27	1	39	410	0.11	5	14	130	100	1400	25	82	83
	7/11/2006	130	3	18	4	190	19	0.02	10	8	10	20	610	20	10	55
	08/14/2007 0	544	12	25	5	369	46	1.00	5	15	5	5	1080	5	5	85
	03/11/2008 0	5	5	5	5	145	6	5.00	5	5	35	5	285	5	5	5
	10/21/2008 1	5	5	5	5	73	6	0.02	5	5	5	5	114	5	5	11
	1/19/2010	6	2	5	3	34	6	0.02	10	10	100	200	100	50	100	4
	8/11/2010	88	5	26	10	191	25	0.02	5	10	100	100	574	25	82	18
MW-56	4/19/2005	76	1	1	1	5	1	0.02	5	5	25	100	46	25	25	7
	7/13/2006	1	2	1	5	1.0	5	0.02	10	1	10	20	10	20	10	1
	08/14/2007 0	5	6	5	5	5.0	5	1.00	5	5	5	5	5	5	5	5
	03/11/2008 0	5	5	5	5	5.0	5	5.00	5	5	5	5	5	5	5	5
	10/21/2008 1	5	5	5	5	5.0	5	0.02	5	5	5	5	5	5	5	5
	1/19/2010	5	5	5	10	5.0	4	0.02	10	10	100	200	100	50	100	5
	1/19/2010	5	5	5	10	5.0	4	0.02	10	10	100	200	100	50	100	5
MW-57	4/19/2005	12000	12000	2000	8200	1000.0	2000	3.30	1000	1000	5000	20000	8200	5000	5000	1200
	7/13/2006	8900	8300	1300	4500	1300	290	0.03	100	110	100	200	5100	200	100	820
	08/14/2007 0	7570	10600	1270	5250	1010	489	0.10	5	5	5	5	5410	5	5	679
	08/14/2007 0	7570	10600	1270	5250	1010	489	0.10	5	5	5	5	5410	5	5	679
	10/21/2008 1	9390	10500	1650	6690	1210	681	0.02	5	5	5	5	9120	5	5	833
	1/19/2010	6390	6700	1180	4570	746	517	0.09	1000	1000	10000	20000	10000	5000	10000	386
	3/17/2010	4100	3440	791	2960	461	172	0.09	500	500	5000	10000	5000	2500	5000	211
	8/11/2010	5	5	5	4	5	4	0.02	10	10	100	200	100	50	100	5
MW-58	4/19/2005	5300	110	960	160	490	630	2.00	87	88	250	1000	3500	250	500	670
	7/13/2006	5800	87	480	228	490	300	0.02	100	67	120	200	5200	200	100	490
	7/13/2006	5800	87	480	228	490	300	0.02	100	67	120	200	5200	200	100	490
	03/11/2008 0	13	5	63	5	35	24	5.00	5	5	44	5	310	5	5	5
	10/21/2008 1	1890	28	161	65	452	776	0.02	5	49	245	5	104000	5	5	400
	1/19/2010	4	10	2	20	199	36	0.02	20	21	200	400	2960	100	200	226
	8/11/2010	5	5	2	10	76	5	0.02	10	7	112	200	1170	50	100	52
MW-59	4/19/2005	1	1	1	1	5	1	0.25	5	5	25	100	25	25	25	5
	7/13/2006	1	2	1	4	1	6	0.02	10	1	10	20	10	20	10	1
	08/14/2007 0	12	12	5	5	5	5	1.00	5	5	5	5	5	5	5	5
	03/11/2008 0	5	5	5	5	5	5	5.00	5	5	5	5	5	5	5	5
	10/21/2008 1	5	9	5	5	5	6	0.02	5	5	5	855	5	5	5	5
	1/19/2010	5	5	5	10	5	5	0.02	10	10	100	200	100	50	100	5
	8/16/2010	5	5	5	10	5	5	0.06	10	10	100	200	100	50	100	5

Well	Date	Benzene ug/L	Toluene ug/L	Ethylbenzene ug/L	Xylenes ug/L	MTBE ug/L	Naphthalene ug/L	EDB ug/L	ETBE ug/L	TAME ug/L	TBA ug/L	Ethanol ug/L	TAA ug/L	TBF ug/L	ETBA ug/L	DIPE ug/L
MW-60	4/19/2005	1	1	1	1	5	1	0.02	1	1	10	100	10	10	10	5
	4/19/2005	1	1	1	1	5	1	0.02	1	1	10	100	10	10	10	5
	4/19/2005	5	5	5	5	5	5	0.02	5	5	10	100	10	10	10	5
	03/11/2008 0	5	5	5	5	5	5	5.00	5	5	5	5	5	5	5	5
	10/21/2008 1	5	5	5	5	5	5	0.02	5	5	5	5	5	5	5	5
	1/19/2010	5	5	5	10	5	5	0.02	10	10	100	200	100	50	100	5
	1/19/2010	5	5	5	10	5	5	0.02	10	10	100	200	100	50	100	5
MW-61	4/19/2005	1	1	1	1	5	1	0.02	5	5	25	100	10	25	25	5
	7/11/2006	1	7	2	11	1	4	0.02	10	1	10	20	10	20	10	1
	08/15/2007 0	5	5	5	5	5	5	1.00	5	5	5	5	5	5	5	5
	03/06/2008 1	5	5	5	5	5	5	5.00	5	5	5	5	102	5	5	5
	03/06/2008 1	5	5	5	5	5	5	5.00	5	5	5	5	102	5	5	5
	03/06/2008 1	5	5	5	5	5	5	5.00	5	5	5	5	102	5	5	5
	03/06/2008 1	5	5	5	5	5	5	5.00	5	5	5	5	102	5	5	5
MW-62	4/19/2005	1	1	1	1	5	1	0.02	5	5	25	100	10	25	25	5
	7/17/2006	1	1	1	6	1	2	0.02	10	1	10	20	10	20	10	1
	08/15/2007 0	5	5	5	5	5	5	1.00	5	5	5	5	5	5	5	5
	03/06/2008 1	5	5	5	5	5	5	5.00	5	5	5	5	162	5	5	5
	10/21/2008 1	14	5	5	5	5	13	0.02	5	5	5	5	209	5	5	5
	1/20/2010	10	5	5	10	5	5	0.02	10	10	100	200	141	50	100	5
	1/20/2010	10	5	5	10	5	5	0.02	10	10	100	200	141	50	100	5
MW-63	4/19/2005	1	1	1	1	5	1	0.02	5	5	25	100	10	25	25	5
	7/11/2006	1	4	1	5	1	6	0.02	10	1	10	20	10	20	10	1
	08/15/2007 0	5	5	5	5	5	5	1.00	5	5	5	5	5	5	5	5
	03/06/2008 1	5	5	7	23	5	13	5.00	5	5	5	5	5	5	5	5
	10/21/2008 1	6	5	5	5	5	8	0.02	5	5	5	5	5	5	5	5
	1/20/2010	5	5	5	10	5	5	0.15	10	10	100	200	100	50	100	5
	1/20/2010	5	5	5	10	5	5	0.15	10	10	100	200	100	50	100	5
MW-64	4/19/2005	390	13	51	1	56	100	0.02	5	10	25	100	25	25	170	41
	7/11/2006	1600	53	330	68	180	170	0.02	100	28	100	200	2200	200	1100	130
	08/15/2007 0	9	66	34	113	5	14	1.00	5	5	5	5	5	5	5	5
	03/06/2008 1	4080	731	920	5	5	5	5.00	5	5	5	5	15200	59	192	5
	10/21/2008 1	5320	1860	1040	1300	1650	851	0.36	5	159	550	429	10500	5	5	554
	1/20/2010	3240	2020	195	1250	1060	350	0.13	20	111	1180	400	4010	100	200	783
	3/17/2010	225	16	10	84	108	21	0.13	20	20	200	400	361	100	200	39
	8/16/2010	1410	1130	228	724	195	185	0.16	5	10	25	100	3110	25	170	87
MW-65	4/19/2005	140	31	78	88	45	600	0.02	5	5	25	100	25	25	74	14
	4/19/2005	140	31	78	88	45	600	0.02	5	5	25	100	25	25	74	14
	08/15/2007 0	48	5	21	5	9	19	1.00	5	5	5	5	344	5	5	17
	03/06/2008 1	1580	505	1500	5	26	5	5.00	5	5	59	5	3010	11	5	5
	10/21/2008 1	1630	626	1510	609	72	757	0.02	5	5	5	5	10600	5	5	94
	1/20/2010	748	530	22	274	41	29	0.02	100	137	1000	2000	2570	500	1000	36
	3/17/2010	5	5	5	3	5	4	0.02	10	10	100	200	88	50	100	5
	8/16/2010	420	398	234	262	16	168	0.02	5	5	25	100	648	25	74	21
MW-66	7/11/2006	2	8	3	13	1	8	0	10	1	10	20	14	20	10	1
	08/15/2007 0	5	5	5	5	5.0	5	1.00	5	5	5	5	5	5	5	5
	03/03/2008 1	5	9	50	60	5.0	26	5.00	5	5	5	5	5	5	5	5
	10/21/2008 0	5	9	113	24	5.0	57	0.02	5	5	5	5	5	5	5	5
	1/20/2010	5	3	28	4	5.0	53	0.02	10	10	100	200	100	50	100	5
	8/16/2010	1	1	1	10	1.0	5	0.02	5	5	25	100	25	25	25	5
MW-67	4/19/2005	1	1	1	1	5.0	1	0.02	5	5	25	100	25	25	25	5
	7/11/2006	1	11	3	20	1	8	0.02	10	1	10	20	10	20	10	1
	08/13/2007 0	5	5	5	5	5	5	1.00	5	5	5	5	5	5	5	5
	03/03/2008 0	5	10	5	25	5	8	5.00	5	5	5	5	5	5	5	5
	10/21/2008 0	5	5	5	5	5	15	0.02	5	5	5	5	5	5	5	5
	1/20/2010	5	5	5	10	5	5	0.02	10	10	100	200	100	50	100	5
	1/20/2010	5	5	5	10	5	5	0.02	10	10	100	200	100	50	100	5

Well	Date	Benzene ug/L	Toluene ug/L	Ethylbenzene ug/L	Xylenes ug/L	MTBE ug/L	Naphthalene ug/L	EDB ug/L	ETBE ug/L	TAME ug/L	TBA ug/L	Ethanol ug/L	TAA ug/L	TBF ug/L	ETBA ug/L	DIPE ug/L
MW-68	4/19/2005	1	1	1	1	5	1	0.02	5	5	25	100	25	25	25	5
	7/11/2006	1	11	3	18	1	6	0.02	10	1	10	20	10	20	10	1
	08/15/2007 0	5	5	5	5	5	5	1.00	5	5	5	5	5	5	5	5
	03/03/2008 1	5	5	5	12	5	7	5.00	5	5	5	5	5	5	5	5
	10/21/2008 1	165	5	5	317	5	59	0.02	5	5	5	5	327	5	222	5
	1/20/2010	5	5	5	10	5	4	0.16	10	10	100	200	178	50	100	5
	8/16/2010	5	5	5	10	5	5	0.09	10	10	100	200	100	50	100	5
MW-69	4/19/2005	1	1	1	1	5	1	0.02	5	5	25	100	25	25	25	5
	7/11/2006	1	4	1	7	1	3	0.02	10	1	10	20	10	20	10	1
	8/16/2010	5	5	5	10	5	5	0.09	10	10	100	200	100	50	100	5
	03/03/2008 1	5	5	5	17	5	7	5.00	5	5	5	5	5	5	5	5
	10/21/2008 1	5	5	5	5	5	5	0.02	5	5	5	5	5	5	5	5
	1/20/2010	5	5	5	10	5	5	0.02	10	10	100	200	100	50	100	5
	8/16/2010	5	5	5	5	5	5	0.02	10	10	100	200	100	50	100	5
MW-70	4/19/2005	1	1	1	1	5	1	0.02	5	5	25	100	25	25	25	5
	7/11/2006	1	7	2	12	1	4	0.02	10	1	10	20	10	20	10	1
	08/15/2007 0	5	5	5	5	5	5	1.00	5	5	5	5	5	5	5	5
	03/06/2008 1	5	10	16	50	5	33	5.00	5	5	5	290	5	5	5	5
	10/21/2008 0	5	5	5	5	5	7	0.02	5	5	5	5	5	5	5	5
	1/20/2010	5	5	5	10	5	5	0.02	10	10	100	200	100	50	100	5
	1/20/2010	5	5	5	10	5	5	0.02	10	10	100	200	100	50	100	5
MW-5aR	4/19/2005	27000	31000	2500	14000	1000	9900	0.19	1000	2300	5000	20000	54000	5400	13000	4100
	6/29/2006	23000	30000	2500	13600	2700	780	0.02	1000	1200	1000	2000	1000	2000	1000	3200
	08/21/2007 1	67	236	13	332	5	76	1.00	5	5	5	5	5	5	5	5
	03/03/2008 0	4750	10500	971	7290	332	522	5.00	5	5	650	5	5	280	5	5
	10/20/2008 1	11200	19000	2200	13100	554	1070	0.02	5	5	5	5	5	5	5	1010
	1/18/2010	9070	18300	944	9700	331	661	0.02	1000	1000	10000	20000	10000	5000	10000	499
	3/17/2010	3720	8860	445	5450	250	479	0.02	500	5000	5000	10000	5000	2500	5000	150
	8/16/2010	2120	6600	716	6060	500	466	0.02	1000	381	5000	20000	1403	5000	10000	500
PW-1R	4/19/2005	8300	6800	1800	8100	770	290	7.60	320	1400	1100	1000	18000	250	3000	2500
	6/29/2006	2500	2700	39	1710	1300	160	0.08	100	10	1300	200	9500	200	100	360
	6/29/2006	2500	2700	39	1710	1300	160	0.08	100	10	1300	200	9500	200	100	360
	03/06/2008 1	14300	28600	2450	16200	944	766	3.40	5	5	1180	5	5	5	5	5
	10/20/2008 1	13400	31700	1890	14300	5	1230	5.70	5	5	5	76900	5	5	5	5
	1/18/2010	4	20	3	55	5	3	0.02	10	10	100	200	100	50	100	5
	1/18/2010	4	20	3	55	5	3	0.02	10	10	100	200	100	50	100	5
RW-1R	4/19/2005	1600	10	230	10	14	130	0.54	5	50	25	100	850	25	250	160
	6/29/2006	16000	25000	1700	10400	2600	710	4.50	250	25	2000	500	11000	500	510	2000
	08/21/2007 1	3450	27900	1630	15600	5	964	1.00	5	5	5	5	17300	5	5	5
	03/06/2008 1	509	591	53	720	264	83	5.00	5	5	97	5	1420	5	5	5
	1/0/1900	0	0	0	0	0	0	0.00	0	0	0	0	0	0	0	0
	1/18/2010	5	2	5	10	5	5	0.02	10	10	100	200	100	50	100	5
	1/18/2010	5	2	5	10	5	5	0.02	5	10	25	100	100	25	100	5
DW-1	4/19/2005	1	1	1	1	5	1	0.02	5	5	25	100	25	25	25	5
	6/29/2006	2	3	1	9	1	22	0.02	10	1	10	20	10	20	10	1
	08/21/2007 1	5	6	5	5	5	5	1.00	5	5	5	5	5	5	5	5
	03/03/2008 0	5	5	5	5	5	5	5.00	5	5	5	5	5	5	5	5
	10/20/2008 0	5	5	5	5	5	5	0.02	5	5	5	5	5	5	5	5
	1/19/2010	5	5	5	10	5	5	0.02	10	10	100	200	100	50	100	5
	1/19/2010	5	5	5	10	5	5	0.02	10	10	100	200	100	50	100	5
DW-2	4/19/2005	1	1	1	1	5	1	0.02	5	5	25	100	25	25	25	5
	6/29/2006	27	78	16	117	3	20	0.15	10	1	10	20	10	20	10	1
	08/21/2007 1	6	17	5	10	5	5	1.00	5	5	5	5	5	5	5	5
	03/06/2008 1	5	5	5	5	5	5	5.00	5	5	5	298	5	5	5	5
	10/20/2008 0	5	5	5	5	5	5	0.02	5	5	5	357	5	5	5	5
	1/19/2010	5	5	5	11	5	5	0.02	10	10	100	200	100	50	100	5
	1/19/2010	5	5	5	11	5	5	0.02	10	10	100	200	100	50	100	5

[redacted]

Well	Date	Benzene ug/L	Toluene ug/L	Ethylbenzene ug/L	Xylenes ug/L	MTBE ug/L	Naphthalene ug/L	EDB ug/L	ETBE ug/L	TAME ug/L	TBA ug/L	Ethanol ug/L	TAA ug/L	TBF ug/L	ETBA ug/L	DIPE ug/L
DW-3	4/19/2005	350	360	64	220	5	230	0.06	5	17	25	100	850	75	95	5
	4/19/2005	350	360	64	220	5	230	0.06	5	17	25	100	850	75	95	5
	08/21/2007 1	8170	31000	1900	11200	62	895	1.00	5	5	5	5	6100	5	5	380
	03/06/2008 1	5	23	5	28	5	5	5.00	5	5	5	5	5	5	5	5
	10/20/2008 1	22	92	10	97	5	17	0.02	5	5	5	398	5	5	5	5
	1/18/2010	5	5	5	10	5	5	0.02	10	10	100	200	100	50	100	5
	8/12/2010	1810	3870	451	2440	211	178	0.22	5	35	190	100	3820	50	95	118
DW-4	4/19/2005	74	380	102	524	48	12	1.46	5	5	50	500	150	50	50	25
	6/29/2006	1	1	1	2	110	6	0.30	10	1	10	20	520	20	10	57
	6/29/2006	5	5	5	2	110	6	0.30	10	5	10	20	520	20	10	57
	6/29/2006	5	5	5	2	110	6	0.30	10	5	10	20	520	20	10	57
	10/20/2008 1	5	5	5	5	5	5	0.02	5	5	5	453	5	5	5	5
	10/20/2008 1	5	5	5	5	5	5	0.02	5	5	5	453	5	5	5	5
	8/12/2010	5	5	5	10	5	5	0.02	5	5	50	200	100	50	50	5
DW-5	4/19/2005	99	240	160	600	89	1	6.10	5	5	25	100	220	25	25	5
	6/29/2006	8	97	28	149	1	77	0.02	10	1	10	20	32	20	10	1
	08/21/2007 1	5	6	5	170	5	5	1.00	5	5	5	5	5	5	5	5
	03/06/2008 0	35	184	58	514	6	113	5.00	5	5	5	5	5	5	5	5
	10/20/2008 1	5	74	22	209	19	64	0.02	5	5	5	5	5	5	5	10
	1/19/2010	3950	7520	271	4340	329	317	0.55	10	41	280	200	1360	50	100	325
	8/11/2010	3	5	5	10	5	5	0.02	10	10	100	200	100	50	100	5
DW-6	4/19/2005	1	1	1	1	5	1	0.02	5	5	25	100	25	25	25	5
	7/11/2006	2	9	3	17	1	10	0.02	10	1	10	20	10	20	10	1
	08/13/2007 0	5	5	5	5	5	5	1.00	5	5	5	5	5	5	5	5
	03/06/2008 0	5	6	5	17	5	11	5.00	5	5	5	203	5	5	5	5
	10/21/2008 0	5	5	5	15	5	9	0.02	5	5	5	5	5	5	5	5
	1/20/2010	5	2	5	6	5	5	0.02	10	10	100	200	100	50	100	5
	8/16/2010	5	5	5	10	5	5	0.02	10	10	100	200	100	50	100	5
DW-7	4/19/2005	40	2	2	2	10	20	0.14	10	10	50	200	300	50	50	16
	7/13/2006	4	9	3	13	2	6	0.02	10	1	10	20	20	20	10	2
	08/14/2007 0	5	5	5	5	5	5	1.00	5	5	5	5	5	5	5	5
	03/11/2008 0	5	5	5	5	5	5	5.00	5	5	5	5	5	5	5	5
	10/21/2008 1	5	5	5	5	5	5	0.02	5	5	5	5	5	5	5	5
	1/19/2010	2	17	3	36	5	26	0.02	10	10	100	200	100	50	100	5
	8/11/2010	5	2	2	2	3	5	0.02	10	10	50	200	100	50	50	5
DW-8	4/19/2005	1	1	1	1	5	1	0.02	5	5	25	100	25	25	25	5
	7/13/2006	1	5	1	6	1	2	0.02	10	1	10	20	10	20	10	1
	08/14/2007 0	6	9	5	5	5	5	1.00	5	5	5	5	5	5	5	5
	03/11/2008 0	5	5	5	5	5	5	5.00	5	5	5	5	5	5	5	5
	10/21/2008 1	5	5	5	5	5	5	0.02	5	5	5	5	5	5	5	5
	1/19/2010	5	5	5	10	5	3	0.02	10	10	100	483	100	50	100	5
	1/19/2010	5	5	5	10	5	3	0.02	10	10	100	483	100	50	100	5
DW-9	4/19/2005	1	1	1	1	5	1	0.02	5	5	25	100	25	25	25	5
	7/13/2006	2	4	2	6	1	6	0.02	10	1	10	20	10	20	10	1
	7/13/2006	2	4	2	6	5	6	0.02	10	1	10	20	10	20	10	5
	03/11/2008 0	5	5	5	5	5	5	5.00	5	5	5	5	5	5	5	5
	10/21/2008 1	5	5	5	5	5	6	0.02	5	5	5	5	5	5	5	5
	1/19/2010	5	5	5	5	5	5	0.02	10	10	100	200	100	50	100	5
	1/19/2010	1	5	1	1	1	5	0.02	5	5	25	100	25	25	25	5
SW-1	4/19/2005	370	110	41	100	9	160	0.02	5	10	25	370	25	25	50	74
	7/13/2006	780	1000	190	710	470	52	0.02	5	31	25	2600	25	25	50	190
	08/15/2007 0	133	36.2	13.1	68.7	97.2	9.2	1.00	5	5	5	5	669	5	5	58.8
	03/11/2008 0	420	43.9	35.2	68.4	84.5	7.2	5.00	5	5	67.1	5	614	5	5	5
	10/21/2008 1	229	22.9	22.2	38.9	54.3	19.8	0.02	5	5	442	5	367	5	5	42.9
	1/19/2010	464	500	66	143	123	17.4	0.02	10	10.9	84.2	200	1180	50	100	80
	8/16/2010	324	39.4	53.5	158	86.5	17.6	0.02	25	25	250	500	653	125	250	35

Cloud's Chevron/University Mart Groundwater Potentiometric Data						
Well	Date	TOC Elevation	TOC to GW	TOC to FP	FP Thickness	GW Elevation
MW-1	4/19/2005	93.89				
	6/29/2006	93.89	17.98			75.91
	08/14/2007 0	93.89	17.25			76.64
Dry Well	8/14/2007	93.89	0.00			93.89
Dry Well	Dry	93.89	0.00			93.89
	1/18/2010	93.89	13.30			80.59
	1/18/2010	93.89	0.00			93.89
MW-2	4/19/2005	94.70				93.89
	6/29/2006	94.70	22.91			71.79
	08/21/2007 1	94.70	19.80			74.90
Dry Well	8/21/2007	94.70	0.00			94.70
Dry Well	8/21/2007	94.70	0.00			94.70
	8/21/2007	94.70	0.00			94.70
Dry Well	8/12/2010	94.70	23.00			71.70
MW-3	4/19/2005	94.45				94.70
	6/29/2006	94.45	24.88	21.30	3.58	69.57
	8/21/2007	94.45	16.50			77.95
	3/3/2008	94.45	23.20			71.25
	10/20/2008 0	94.45	23.00			71.45
	3/17/2010	94.45	18.60			75.85
	8/12/2010	94.45	25.20			69.25
MW-4	4/19/2005	94.85				94.45
	6/29/2006	94.85	26.24			68.61
	8/14/2007	94.85	20.10			74.75
	3/3/2008	94.85	46.30			48.55
	10/20/2008 1	94.85	21.90			72.95
	1/18/2010	94.85	21.00			73.85
	1/18/2010	94.85	0.00			94.85
MW-5	4/19/2005	95.26				94.85
	6/29/2006	95.26	23.34			71.92
	8/14/2007	95.26	0.00			95.26
	3/3/2008	95.26	15.70			79.56
	1/0/1900	95.26	0.00			95.26
	1/18/2010	95.26	18.40			76.86
	1/18/2010	95.26	0.00			95.26
MW-6	4/19/2005	94.96				95.26
	6/29/2006	94.96	24.09			70.87
	8/21/2007	94.96	24.51			70.45
	3/3/2008	94.96	23.55			71.41
	10/20/2008 1	94.96	25.60			69.36
	1/18/2010	94.96	23.70			71.26
	8/12/2010	94.96	22.70			72.26
MW-7	4/19/2005	95.93				94.96
	6/29/2006	95.93	24.29			71.64
	8/14/2007	95.93	0.00			95.93
	3/3/2008	95.93	25.10			70.83
	10/20/2008 1	95.93	24.90			71.03
	1/18/2010	95.93	23.60			72.33
	1/18/2010	95.93	0.00			95.93
MW-8	4/19/2005	94.79				95.93
	6/29/2006	94.79	20.28			74.51
	8/21/2007	94.79	19.50			75.29
	3/3/2008	94.79	21.80			72.99
	10/21/2008 1	94.79	21.50			73.29
	1/18/2010	94.79	20.15			74.64
	1/18/2010	94.79	0.00			94.79

Well	Date	TOC Elevation	TOC to GW	TOC to FP	FP Thickness	GW Elevation
MW-9	4/19/2005	92.30				92.30
	7/11/2006	92.30	28.93	28.65	0.28	63.37
	7/11/2006	92.30	0.00			92.30
	7/11/2006	92.30	0.00			92.30
	1/0/1900	92.30	0.00			92.30
	Destroyed	92.30	0.00			92.30
	8/11/2010	92.30	21.80			70.50
MW-10**	4/19/2005	85.98				85.98
	4/29/2006	85.98				85.98
	08/14/2007 0	85.98	12.91			73.07
	8/14/2007	85.98	21.00	19.40	0.60	64.98
	10/21/2008 1	85.98	19.10			66.88
	1/25/2010	85.98	17.20			68.78
	8/11/2010	85.98	17.60			68.38
MW-11	4/19/2005	88.46				85.98
	7/11/2006	88.46	20.49			67.97
	8/14/2007	88.46	23.30			65.16
	3/11/2008	88.46	21.50			66.96
	10/21/2008 1	88.46	21.50			66.96
	1/18/2010	88.46	19.40			69.06
	8/11/2010	88.46	19.50			68.96
MW-12	4/19/2005	72.80				88.46
	7/13/2006	72.80				72.80
	8/14/2007	72.80	5.23			67.57
	3/11/2008	72.80	6.60			66.20
	10/21/2008 1	72.80	6.30			66.50
	1/18/2010	72.80	4.70			68.10
	8/11/2010	72.80	5.10			67.70
MW-13	4/19/2005	80.44				72.80
	7/11/2006	80.44	13.05			67.39
	8/14/2007	80.44	12.71			67.73
	3/11/2008	80.44	13.85			66.59
	10/21/2008 1	80.44	14.10			66.34
	1/18/2010	80.44	11.80			68.64
	1/18/2010	80.44	0.00			80.44
MW-15**	4/1/1905					
	6/29/2006	86.44				80.44
	8/14/2007	86.44				86.44
	3/11/2008	86.44	19.50			66.94
	10/21/2008 1	86.44	19.00			67.44
	1/18/2010	86.44	16.80			69.64
	8/11/2010	86.44	17.40			69.04
MW-16	4/19/2005	88.19				86.44
	7/11/2006	88.19	19.50	19.48	0.02	68.69
	8/14/2007	88.19	25.47			62.72
	3/6/2008	88.19	20.00			68.19
	10/22/2008 0	88.19	21.00			67.19
	1/19/2010	88.19	18.60			69.59
	8/11/2010	88.19	19.10			69.09
MW-17	4/19/2005	92.45				92.45
	7/11/2006	92.45	24.42	24.38	0.04	68.03
	08/14/2007 0	92.45	23.82			68.63
	8/14/2007	92.45	25.70	25.50	0.2	66.75
	10/22/2008 0	92.45	25.70			66.75
	1/19/2010	92.45	23.10			69.35
	8/11/2010	92.45	23.40			69.05

Well	Date	TOC Elevation	TOC to GW	TOC to FP	FP Thickness	GW Elevation
MW-18**	4/19/2005	94.81				94.81
	6/29/2006	94.81				94.81
	8/16/2007	94.81	25.84			68.97
	8/16/2007	94.81	24.90	24.80	0.1	69.91
	10/20/2008 1	94.81	27.70			67.11
	1/18/2010	94.81	25.10			69.71
	8/11/2010	94.81	24.70			70.11
MW-19	4/19/2005	93.96				93.96
	7/11/2006	93.96	25.89	25.70	0.19	68.07
	08/21/2007 0	93.96	25.43			68.53
	8/21/2007	93.96	26.62	26.28	0.34	67.34
	10/20/2008 1	93.96	25.50			68.46
	1/19/2010	93.96	24.50			69.46
	8/12/2010	93.96	24.40			69.56
MW-20	4/19/2005	94.12				93.96
	6/29/2006	94.12	22.76			71.36
	6/29/2006	94.12	0.00			94.12
	6/29/2006	94.12	0.00			94.12
	10/20/2008 1	94.12	27.70			66.42
	1/18/2010	94.12	22.10			72.02
	8/16/2010	94.12	24.00			70.12
MW-22	4/19/2005	94.25				94.12
	6/29/2006	94.25	21.54			72.71
	8/21/2007	94.25	21.20			73.05
	3/3/2008	94.25	22.65			71.60
	10/20/2008 1	94.25	22.50			71.75
	1/20/2010	94.25	0.00			94.25
	8/16/2010	94.25	22.50			71.75
MW-23	4/19/2005	94.43				94.25
	6/29/2006	94.43	21.79			72.64
	8/21/2007	94.43	26.40			68.03
	3/3/2008	94.43	27.70			66.73
	10/20/2008 1	94.43	22.10			72.33
	1/19/2010	94.43	24.90			69.53
	8/12/2010	94.43	24.30			70.13
MW-24**	4/19/2005	93.94				94.43
	4/19/2005	93.94				93.94
	8/21/2007	93.94	46.20			47.74
	3/3/2008	93.94	25.90			68.04
	10/20/2008 1	93.94	26.00			67.94
	1/18/2010	93.94	20.50			73.44
	8/12/2010	93.94	24.40			69.54
MW-25	4/19/2005	93.09				93.94
	6/29/2006	93.09	20.70			72.39
	8/21/2007	93.09	0.00			93.09
	3/3/2008	93.09	27.00			66.09
	10/20/2008 1	93.09	21.80			71.29
	1/19/2010	93.09	20.10			72.99
	8/16/2010	93.09	21.40			71.69
MW-26	4/19/2005	95.96				93.09
	6/29/2006	95.96	22.68			73.28
	8/21/2007	95.96	18.26			77.70
	3/3/2008	95.96	24.10			71.86
	1/0/1900	95.96	0.00			95.96
	1/20/2010	95.96	22.30			73.66
	8/16/2010	95.96	22.20			73.76

Well	Date	TOC Elevation	TOC to GW	TOC to FP	FP Thickness	GW Elevation
MW-27	4/19/2005	91.40				95.96
		91.40				91.40
	8/21/2007	91.40	16.20			75.20
	3/3/2008	91.40	16.30			75.10
	10/20/2008 1	91.40	17.50			73.90
	1/18/2010	91.40	14.30			77.10
	1/18/2010	91.40	0.00			91.40
MW-28	4/19/2005	91.46				91.40
	6/29/2006	91.46	18.42			73.04
	8/15/2007	91.46	18.53			72.93
	3/3/2008	91.46	19.30			72.16
	10/20/2008 1	91.46	20.10			71.36
	10/20/2008 1	91.46	0.00			91.46
	10/20/2008 1	91.46	0.00			91.46
MW-29	4/19/2005	91.09				91.46
	6/29/2006	91.09	19.57			71.52
	8/15/2007	91.09	29.33			61.76
	3/3/2008	91.09	20.09			71.00
	10/20/2008 1	91.09	19.70			71.39
	1/18/2010	91.09	16.70			74.39
	1/18/2010	91.09	0.00			91.09
MW-30	4/19/2005	92.77				91.09
	6/29/2006	92.77	23.34			69.43
	8/21/2007	92.77	22.90			69.87
	3/3/2008	92.77	24.20			68.57
	10/20/2008 1	92.77	23.95			68.82
	1/18/2010	92.77	21.30			71.47
	1/18/2010	92.77	0.00			92.77
MW-31	4/19/2005	95.20				92.77
	6/29/2006	95.20	27.14			68.06
		95.20	0.00			95.20
	3/11/2008	95.20	28.15			67.05
	1/0/1900	95.20	0.00			95.20
	1/20/2010	95.20	25.20			70.00
	8/11/2010	95.20	25.90			69.30
MW-32	4/19/2005	92.87				95.20
	6/29/2006	92.87	23.51			69.36
	8/21/2007	92.87	22.91			69.96
	8/21/2007	92.87	0.00			92.87
	10/20/2008 1	92.87	24.15			68.72
	1/18/2010	92.87	21.80			71.07
	8/11/2010	92.87	22.70			70.17
MW-33	4/19/2005	93.84				92.87
	6/29/2006	93.84	25.71			68.13
	8/21/2007	93.84	25.50			68.34
	3/3/2008	93.84	26.85			66.99
	10/20/2008 1	93.84	24.00			69.84
	1/18/2010	93.84	24.10			69.74
	8/11/2010	93.84	24.40			69.44
MW-34	4/19/2005	94.77				93.84
	6/29/2006	94.77	26.55			68.22
	8/21/2007	94.77	26.27			68.50
	3/6/2008	94.77	27.65			67.12
	10/20/2008 1	94.77	27.35			67.42
	1/18/2010	94.77	24.90			69.87
	8/11/2010	94.77	25.20			69.57

Well	Date	TOC Elevation	TOC to GW	TOC to FP	FP Thickness	GW Elevation
MW-35	4/19/2005	93.71				94.77
	7/11/2006	93.71	25.60	25.03	0.57	68.11
	8/21/2007	93.71	25.53			68.18
	3/6/2008	93.71	26.10			67.61
	10/20/2008 1	93.71	26.70			67.01
	3/17/2010	93.71	23.90			69.81
	8/11/2010	93.71	24.40			69.31
MW-36	4/19/2005	93.89				93.71
	6/29/2006	93.89	25.28			68.61
	8/21/2007	93.89	24.85			69.04
	3/3/2008	93.89	24.90			68.99
	10/20/2008 0	93.89	26.05			67.84
	1/18/2010	93.89	23.70			70.19
	8/11/2010	93.89	24.20			69.69
MW-37	4/19/2005	93.78				93.89
	6/29/2006	93.78	25.78			68.00
	08/21/2007 1	93.78	26.05			67.73
	3/6/2008	93.78	26.90			66.88
	10/20/2008 1	93.78	26.80			66.98
	1/18/2010	93.78	24.01			69.77
	8/16/2010	93.78	24.40			69.38
MW-38	4/19/2005	95.53				93.78
	7/11/2006	95.53	27.20			68.33
	8/13/2007	95.53	0.00			95.53
	3/6/2008	95.53	28.30			67.23
	10/20/2008 1	95.53	28.20			67.33
	1/20/2010	95.53	25.30			70.23
	1/20/2010	95.53	0.00			95.53
MW-39	4/19/2005	96.19				95.53
	7/11/2006	96.19	27.92			68.27
	8/13/2007	96.19	0.00			96.19
	3/6/2008	96.19	29.45			66.74
	10/20/2008 0	96.19	29.35			66.84
	1/20/2010	96.19	26.50			69.69
	8/16/2010	96.19	0.00			96.19
MW-40	4/19/2005	95.69				96.19
	7/11/2006	95.69	27.88			67.81
	8/13/2007	95.69	0.00			95.69
	8/13/2007	95.69	0.00			95.69
	10/20/2008 0	95.69	29.10			66.59
	3/17/2010	95.69	25.90			69.79
	8/16/2010	95.69	27.30			68.39
MW-41	4/19/2005	94.85				95.69
	7/11/2006	94.85	27.31			67.54
	8/15/2007	94.85	25.70			69.15
	3/6/2008	94.85	28.60			66.25
	10/20/2008 0	94.85	28.60			66.25
	1/20/2010	94.85	25.30			69.55
	8/16/2010	94.85	26.20			68.65
MW-42	4/19/2005	95.81				94.85
	7/11/2006	95.81	29.98			65.83
	8/13/2007	95.81	0.00			95.81
	3/6/2008	95.81	29.30			66.51
	10/20/2008 0	95.81	29.30			66.51
	1/20/2010	95.81	26.10			69.71
	8/16/2010	95.81	27.00			68.81

Well	Date	TOC Elevation	TOC to GW	TOC to FP	FP Thickness	GW Elevation
MW-43	4/19/2005	95.15				95.81
	7/11/2006	95.15	26.61			68.54
	8/21/2007	95.15	26.45			68.70
	3/6/2008	95.15	27.80			67.35
	10/20/2008 0	95.15	27.70			67.45
	1/19/2010	95.15	24.80			70.35
	8/11/2010	95.15	25.00			70.15
MW-44	4/19/2005	94.57				95.15
	7/11/2006	94.57	25.29			69.28
	8/14/2007	94.57	24.88			69.69
	3/6/2008	94.57	26.50			68.07
	10/22/2008 1	94.57	26.30			68.27
	1/19/2010	94.57	23.10			71.47
	1/19/2010	94.57	0.00			94.57
MW-45	4/19/2005	92.51				94.57
	7/11/2006	92.51	24.72			67.79
	8/14/2007	92.51	23.41			69.10
	3/6/2008	92.51	25.10			67.41
	10/22/2008 0	92.51	24.90			67.61
	1/19/2010	92.51	22.20			70.31
	1/19/2010	92.51	0.00			92.51
MW-46	4/19/2005	94.50				92.51
	7/11/2006	94.50	25.96			68.54
	8/14/2007	94.50	25.48			69.02
	3/6/2008	94.50	25.00			69.50
	10/22/2008 0	94.50	27.10			67.40
	1/19/2010	94.50	24.40			70.10
	1/19/2010	94.50	0.00			94.50
MW-47	4/19/2005	92.44				94.50
	7/11/2006	92.44	23.91			68.53
	8/14/2007	92.44	23.40			69.04
	3/6/2008	92.44	25.00			67.44
	10/22/2008 0	92.44	25.00			67.44
	1/19/2010	92.44	22.50			69.94
	8/11/2010	92.44	22.70			69.74
MW-48	4/19/2005	89.95				92.44
	7/11/2006	89.95	20.90			69.05
	8/14/2007	89.95	20.40			69.55
	3/6/2008	89.95	21.50			68.45
	10/22/2008 0	89.95	29.05			60.90
	1/20/2010	89.95	19.70			70.25
	1/20/2010	89.95	0.00			89.95
MW-49	4/19/2005	88.18				89.95
	7/11/2006	88.18	18.56			69.62
	8/14/2007	88.18	18.40			69.78
	3/6/2008	88.18	19.80			68.38
	10/22/2008 0	88.18	19.60			68.58
	10/22/2008 0	88.18	0.00			88.18
	10/22/2008 0	88.18	0.00			88.18
MW-50	4/19/2005	84.09				88.18
	7/11/2006	84.09	14.72			69.37
	8/14/2007	84.09	15.43			68.66
	3/6/2008	84.09	16.70			67.39
	10/22/2008 0	84.09	17.40			66.69
	10/22/2008 0	84.09	0.00			84.09
	10/22/2008 0	84.09	0.00			84.09

Well	Date	TOC Elevation	TOC to GW	TOC to FP	FP Thickness	GW Elevation
MW-51	4/19/2005	93.91				84.09
	7/11/2006	93.91	24.81			69.10
	8/14/2007	93.91	24.22			69.69
	3/11/2008	93.91	25.50			68.41
	10/21/2008 1	93.91	26.00			67.91
	1/19/2010	93.91	24.50			69.41
	1/19/2010	93.91	0.00			93.91
MW-52	4/19/2005	90.21				90.21
	7/11/2006	90.21	22.22			67.99
	08/14/2007 0	90.21	21.89			68.32
	8/14/2007	90.21	0.00			90.21
	1/0/1900	90.21	0.00			90.21
	08/14/2007 0	90.21	0.00			90.21
	08/14/2007 0	90.21	0.00			90.21
MW-53	4/19/2005	79.60				90.21
	7/11/2006	79.60	11.92			67.68
	8/14/2007	79.60	11.45			68.15
	3/11/2008	79.60	12.40			67.20
	10/21/2008 1	79.60	12.70			66.90
	1/19/2010	79.60	10.90			68.70
	8/11/2010	79.60	11.01			68.59
MW-54	4/19/2005	77.58				79.60
	7/11/2006	77.58				77.58
	8/14/2007	77.58	12.14			65.44
	3/11/2008	77.58	12.30			65.28
	10/21/2008 1	77.58	12.80			64.78
	1/19/2010	77.58	0.00			77.58
	8/17/2010	77.58	11.08			66.50
MW-55	4/19/2005	71.22				77.58
	7/11/2006	71.22				71.22
	8/14/2007	71.22	3.93			67.29
	3/11/2008	71.22	4.43			66.79
	10/21/2008 1	71.22	4.80			66.42
	1/19/2010	71.22	2.50			68.72
	8/11/2010	71.22	3.60			67.62
MW-56	4/19/2005	76.39				71.22
	7/13/2006	76.39				76.39
	8/14/2007	76.39	9.13			67.26
	3/11/2008	76.39	9.55			66.84
	10/21/2008 1	76.39	9.90			66.49
	1/19/2010	76.39	7.50			68.89
	1/19/2010	76.39	0.00			76.39
MW-57	4/19/2005	67.20				76.39
	7/13/2006	67.20				67.20
	08/14/2007 0	67.20	15.60			51.60
	8/14/2007	67.20	0.00			67.20
	10/21/2008 1	67.20	1.70			65.50
	3/17/2010	67.20	0.00			67.20
	8/11/2010	67.20	24.40			42.80
MW-58	4/19/2005	76.37				67.20
	7/13/2006	76.37				76.37
		76.37	0.00			76.37
	3/11/2008	76.37	7.10			69.27
	10/21/2008 1	76.37	7.70			68.67
	1/19/2010	76.37	5.30			71.07
	8/11/2010	76.37	7.00			69.37

Well	Date	TOC Elevation	TOC to GW	TOC to FP	FP Thickness	GW Elevation
MW-59	4/19/2005	68.02				76.37
	7/13/2006	68.02				68.02
	8/14/2007	68.02	5.29			62.73
	3/11/2008	68.02	4.80			63.22
	10/21/2008 1	68.02	5.50			62.52
	1/19/2010	68.02	4.50			63.52
	8/16/2010	68.02	5.90			62.12
MW-60	4/19/2005	67.94				68.02
		67.94				67.94
		67.94	0.00			67.94
	3/11/2008	67.94	5.80			62.14
	10/21/2008 1	67.94	6.80			61.14
	1/19/2010	67.94	0.00			67.94
MW-61	4/19/2005	91.00				67.94
	7/11/2006	91.00	20.89			70.11
	8/15/2007	91.00	0.00			91.00
	3/6/2008	91.00	23.05			67.95
	1/0/1900	91.00	26.40			64.60
	03/06/2008 1	91.00	0.00			91.00
	03/06/2008 1	91.00	0.00			91.00
MW-62	4/19/2005	94.05				91.00
	7/17/2006	94.05	24.49			69.56
	8/15/2007	94.05	25.40			68.65
	3/6/2008	94.05	26.20			67.85
	10/21/2008 1	94.05	27.10			66.95
	1/20/2010	94.05	23.60			70.45
	1/20/2010	94.05	0.00			94.05
MW-63	4/19/2005	94.65				94.05
	7/11/2006	94.65	25.78			68.87
	8/15/2007	94.65	26.00			68.65
	3/6/2008	94.65	27.05			67.60
	10/21/2008 1	94.65	28.50			66.15
	1/20/2010	94.65	23.80			70.85
	1/20/2010	94.65	0.00			94.65
MW-64	4/19/2005	94.36				94.65
	7/11/2006	94.36	27.08			67.28
	8/15/2007	94.36	27.90			66.46
	3/6/2008	94.36	28.50			65.86
	10/21/2008 1	94.36	28.10			66.26
	3/17/2010	94.36	25.20			69.16
	8/16/2010	94.36	26.00			68.36
MW-65	4/19/2005	94.04				94.36
		94.04				94.04
	8/14/2007	94.04	26.94			67.10
	3/6/2008	94.04	28.10			65.94
	10/21/2008 1	94.04	29.30			64.74
	3/17/2010	94.04	24.80			69.24
	8/16/2010	94.04	26.00			68.04
MW-66		95.25				94.04
	7/11/2006	95.25	28.09			67.16
	8/15/2007	95.25	0.00			95.25
	3/3/2008	95.25	29.35			65.90
	10/21/2008 0	95.25	29.40			65.85
	1/20/2010	95.25	21.90			73.35
	8/16/2010	95.25	27.10			68.15

Well	Date	TOC Elevation	TOC to GW	TOC to FP	FP Thickness	GW Elevation
MW-67	4/19/2005	96.10				95.25
	7/11/2006	96.10	28.21			67.89
	8/13/2007	96.10	0.00			96.10
	3/3/2008	96.10	29.40			66.70
	10/21/2008 0	96.10	28.10			68.00
	1/20/2010	96.10	25.80			70.30
	1/20/2010	96.10	0.00			96.10
MW-68	4/19/2005	94.02				96.10
	7/11/2006	94.02	26.81			67.21
	8/15/2007	94.02	27.00			67.02
	3/3/2008	94.02	28.10			65.92
	10/21/2008 1	94.02	28.70			65.32
	1/20/2010	94.02	24.80			69.22
	8/16/2010	94.02	26.30			67.72
MW-69	4/19/2005	94.36				94.02
	7/11/2006	94.36	27.18			67.18
	8/15/2007	94.36	27.40			66.96
	3/3/2008	94.36	28.75			65.61
	10/21/2008 1	94.36	29.10			65.26
	1/20/2010	94.36	25.30			69.06
	8/16/2010	94.36	25.90			68.46
MW-70	4/19/2005	95.49				94.36
	7/11/2006	95.49	25.88			69.61
	8/15/2007	95.49	27.40			68.09
	3/6/2008	95.49	29.20			66.29
	10/21/2008 0	95.49	22.50			72.99
	1/20/2010	95.49	24.80			70.69
	1/20/2010	95.49	0.00			95.49
MW-5aR	4/19/2005	94.18				95.49
	6/29/2006	94.18	21.51			72.67
	8/21/2007	94.18	22.35			71.83
	3/3/2008	94.18	22.65			71.53
	10/20/2008 1	94.18	22.50			71.68
	3/17/2010	94.18	21.00			73.18
	8/16/2010	94.18	21.20			72.98
PW-1R	4/19/2005	93.75				94.18
	6/29/2006	93.75	24.61			69.14
		93.75	0.00			93.75
	3/6/2008	93.75	25.50			68.25
	10/20/2008 1	93.75	0.00			93.75
	1/18/2010	93.75	23.50			70.25
	1/18/2010	93.75	0.00			93.75
RW-1R	4/19/2005	93.66				93.75
	6/29/2006	93.66	25.67			67.99
	8/21/2007	93.66	22.45			71.21
	3/6/2008	93.66	26.60			67.06
	1/0/1900	93.66	0.00			93.66
	1/18/2010	93.66	24.10			69.56
	1/18/2010	93.66	0.00			93.66
DW-1	4/19/2005	94.66				93.66
	6/29/2006	94.66	49.50			45.16
	8/21/2007	94.66	26.00			68.66
	3/3/2008	94.66	47.25			47.41
	10/20/2008 0	94.66	0.00			94.66
	1/19/2010	94.66	46.40			48.26
	1/19/2010	94.66	0.00			94.66

Well	Date	TOC Elevation	TOC to GW	TOC to FP	FP Thickness	GW Elevation
DW-2	4/19/2005	94.02				94.66
	6/29/2006	94.02	45.23			48.79
	8/21/2007	94.02	22.60			71.42
	3/6/2008	94.02	47.20			46.82
	10/20/2008 0	94.02	46.90			47.12
	1/19/2010	94.02	45.50			48.52
	1/19/2010	94.02	0.00			94.02
DW-3	4/9/2005	93.75				94.02
		93.75				93.75
	8/21/2007	93.75	21.60			72.15
	3/6/2008	93.75	46.70			47.05
	10/20/2008 1	93.75	26.45			67.30
	1/18/2010	93.75	24.80			68.95
	8/12/2010	93.75	24.50			69.25
DW-4	4/19/2005	93.79				93.75
	6/29/2006	93.79	45.69			48.10
		93.79	0.00			93.79
	6/29/2006	93.79	0.00			93.79
	10/20/2008 1	93.79	27.50			66.29
	10/20/2008 1	93.79	0.00			93.79
	8/12/2010	93.79	31.70			62.09
DW-5	4/19/2005	93.74				93.79
	6/29/2006	93.74	12.43			81.31
	8/21/2007	93.74	45.80			47.94
	3/6/2008	93.74	45.70			48.04
	10/20/2008 1	93.74	46.50			47.24
	1/19/2010	93.74	20.10			73.64
	8/11/2010	93.74	45.10			48.64
DW-6	4/19/2005	95.90				93.74
	7/11/2006	95.90	46.81			49.09
	8/13/2007	95.90	0.00			95.90
	3/6/2008	95.90	47.75			48.15
	10/21/2008 0	95.90	48.30			47.60
	1/20/2010	95.90	46.80			49.10
	8/16/2010	95.90	22.00			73.90
DW-7	4/19/2005	72.79				95.90
	7/13/2006	72.79				72.79
	8/14/2007	72.79	23.30			49.49
	3/11/2008	72.79	26.35			46.44
	10/21/2008 1	72.79	28.80			43.99
	1/19/2010	72.79	25.70			47.09
	8/11/2010	72.79	25.40			47.39
DW-8	4/19/2005	68.63				72.79
	7/13/2006	68.63				68.63
	8/14/2007	68.63	22.30			46.33
	3/11/2008	68.63	22.90			45.73
	10/21/2008 1	68.63	23.60			45.03
	1/19/2010	68.63	22.00			46.63
	1/19/2010	68.63	0.00			68.63
DW-9	4/19/2005	76.47				68.63
	7/13/2006	76.47				76.47
		76.47	0.00			76.47
	3/11/2008	76.47	27.00			49.47
	10/21/2008 1	76.47	27.70			48.77
	1/19/2010	76.47	26.40			50.07
	1/19/2010	76.47	26.10			50.37
SW-1						

Clouds Chevron Gas Station Well Sampling Data					
Well	Date/Time	TOC to Water	TOC to LPH	pH1	T1
MW-1***	1/18/10 10:20				
MW-2	8/12/10 20:30	23.00			
MW-3	8/12/10 12:43	25.20			
MW-4***	1/18/10 10:25				
MW-5	1/18/10 9:50				
MW-6	8/12/10 12:23	22.70			
MW-7***	1/18/10 10:05				
MW-8***	1/18/10 10:15				
MW-9	8/11/10 11:50	21.80			
MW-10	8/11/10 10:30	17.60			
MW-11	8/11/10 11:25	19.50			
MW-12	8/11/10 10:00	5.10			
MW-13***	1/18/10 12:20				
MW-15	8/11/10 10:20	17.40			
MW-16	8/11/10 11:00	19.10			
MW-17	8/11/10 10:50	23.40			
MW-18	8/11/10 14:30	24.70			
MW-19	8/12/10 13:39	24.40			
MW-20	8/16/10 9:52	24.00			
MW-22	8/16/10 9:17	22.50			
MW-23	8/12/10 14:05	24.30			
MW-24	8/12/10 15:12	24.40			
MW-25	8/16/10 8:57	21.40			
MW-26	8/16/10 8:06	22.20			
MW-27***	1/18/10 13:45				
MW-28***					
MW-29***	1/18/10 13:30				
MW-30***	1/18/10 12:00				
MW-31	8/11/10 13:30	25.90			
MW-32	8/11/10 14:15	22.70			
MW-33	8/11/10 14:21	24.40			
MW-34	8/11/10 14:00	25.20			
MW-35	8/11/10 15:15	24.40			
MW-36	8/11/10 14:05	24.20			
MW-37	8/16/10 16:37	24.40			
MW-38***	1/20/10 9:45				
MW-39	8/16/10 15:56				
MW-40	8/16/10 15:47	27.30			
MW-41	8/16/10 15:29	26.20			
MW-42	8/16/10 15:09	27.00			
MW-43	8/11/10 12:30	25.00			
MW-44***	1/19/10 13:25				
MW-45***	1/19/10 13:50				
MW-46***	1/19/10 13:10				
MW-47	8/11/10 12:50	22.70			
MW-48***	1/20/10 9:20				
MW-49***					
MW-50***					
MW-51***	1/19/10 10:10				
MW-52***					
MW-53	8/11/10 11:40	11.01			
MW-54	8/17/10 10:30	11.08			
MW-55	8/11/10 9:55	3.60			
MW-56	1/19/10 11:25				
MW-57	8/11/10 13:40	24.40			

Well	Date/Time	TOC to Water	TOC to LPH	pH1	T1
MW-58	8/11/10 9:46	7.00			
MW-59	8/16/10 12:13	5.90			
MW-60	1/19/10 11:50				
MW-61***					
MW-62***	1/20/10 12:00				
MW-63***	1/20/10 12:10				
MW-64	8/16/10 11:13	26.00			
MW-65	8/16/10 11:25	26.00			
MW-66	8/16/10 11:58	27.10			
MW-67***	1/20/10 9:50				
MW-68	8/16/10 10:47	26.30			
MW-69	8/16/10 10:24	25.90			
MW-70***	1/20/10 13:00				
MW-5aR	8/16/10 9:30	21.20			
PW-1R*	1/18/10 14:20				
RW-1R*	1/18/10 14:25				
DW-1***	1/19/10 9:50				
DW-2***	1/19/10 9:40				
DW-3	8/12/10 14:46	24.50			
DW-4	8/12/10 14:27	31.70			
DW-5	8/11/10 15:30	45.10			
DW-6	8/16/10 15:00	22.00			
DW-7	8/11/10 10:05	25.40			
DW-8***	1/19/10 14:40				
DW-9	1/19/10 11:30	26.10			
SW-1	8/16/10 12:38				

*Not Found
**Dry Well
***Not Sampled
****LPH

Pace Analytical®
www.pacelabs.com

Pace Analytical Services, Inc.
2225 Riverside Dr.
Asheville, NC 28804
(828)254-7176

Pace Analytical Services, Inc.
9800 Kincey Ave. Suite 100
Huntersville, NC 28078
(704)875-9092

August 30, 2010

Mr. Jimmy Cooper
Ecological Resources, Inc.
P.O. Box 427
2193 Hwy 1
Elgin, SC 29045

RE: Project: CLOUD'S CHEVRON
Pace Project No.: 9275793

Dear Mr. Cooper:
Enclosed are the analytical results for sample(s) received by the laboratory on August 18, 2010. The results relate only to the samples included in this report. Results reported herein conform to the most current NELAC standards, where applicable, unless otherwise narrated in the body of the report.

Inorganic Wet Chemistry and Metals analyses were performed at our Pace Asheville laboratory and Organic testing was performed at our Pace Huntersville laboratory unless otherwise footnoted. All Microbiological analyses were performed at the laboratory where the samples were received.

If you have any questions concerning this report, please feel free to contact me.

Sincerely,

Renee Spencer

Renee Spencer

renee.spencer@pacelabs.com
Project Manager

Enclosures

REPORT OF LABORATORY ANALYSIS

This report shall not be reproduced, except in full,
without the written consent of Pace Analytical Services, Inc..

Pace Analytical®
www.pacelabs.com

Pace Analytical Services, Inc.
2225 Riverside Dr.
Asheville, NC 28804
(828)254-7176

Pace Analytical Services, Inc.
9800 Kincey Ave. Suite 100
Huntersville, NC 28078
(704)875-9092

CERTIFICATIONS

Project: CLOUD'S CHEVRON
Pace Project No.: 9275793

Charlotte Certification IDs
9800 Kincey Ave. Ste 100, Huntersville, NC 28078
Louisiana/LELAP Certification #: 04034
New Jersey Certification #: NC012
North Carolina Drinking Water Certification #: 37706
North Carolina Field Services Certification #: 5342
North Carolina Wastewater Certification #: 12
Pennsylvania Certification #: 68-00784
South Carolina Certification #: 99006001
South Carolina Drinking Water Cert. #: 99006003
Virginia Certification #: 00213
Connecticut Certification #: PH-0104
Florida/NELAP Certification #: E87627
Kentucky UST Certification #: 84
Louisiana DHH Drinking Water # LA 100031

This report shall not be reproduced, except in full,
without the written consent of Pace Analytical Services, Inc..

ACCREDITED IN ACCORDANCE WITH nelac

Pace Analytical®
www.pacelabs.com

Pace Analytical Services, Inc.
2225 Riverside Dr.
Asheville, NC 28804
(828)254-7176

Pace Analytical Services, Inc.
9800 Kincey Ave. Suite 100
Huntersville, NC 28078
(704)875-9092

SAMPLE SUMMARY

Project: CLOUD'S CHEVRON
Pace Project No.: 9275793

Lab ID	Sample ID	Matrix	Date Collected	Date Received
9275793001	MW-2	Water	08/12/10 20:30	08/18/10 14:40
9275793002	MW-3	Water	08/12/10 12:43	08/18/10 14:40
9275793003	MW-6	Water	08/12/10 12:23	08/18/10 14:40
9275793004	MW-9	Water	08/11/10 11:50	08/18/10 14:40
9275793005	MW-10	Water	08/11/10 10:30	08/18/10 14:40
9275793006	MW-11	Water	08/11/10 11:25	08/18/10 14:40
9275793007	MW-12	Water	08/11/10 10:00	08/18/10 14:40
9275793008	MW-15	Water	08/11/10 10:20	08/18/10 14:40
9275793009	MW-16	Water	08/11/10 11:00	08/18/10 14:40
9275793010	MW-17	Water	08/11/10 10:50	08/18/10 14:40
9275793011	MW-18	Water	08/11/10 14:30	08/18/10 14:40
9275793012	MW-19	Water	08/12/10 13:39	08/18/10 14:40
9275793013	MW-20	Water	08/16/10 09:52	08/18/10 14:40
9275793014	MW-22	Water	08/16/10 09:17	08/18/10 14:40
9275793015	MW-23	Water	08/12/10 14:05	08/18/10 14:40
9275793016	MW-24	Water	08/12/10 15:12	08/18/10 14:40
9275793017	MW-25	Water	08/16/10 08:57	08/18/10 14:40
9275793018	MW-26	Water	08/16/10 08:06	08/18/10 14:40
9275793019	MW-31	Water	08/11/10 13:30	08/18/10 14:40
9275793020	MW-32	Water	08/11/10 14:15	08/18/10 14:40
9275793021	MW-33	Water	08/11/10 14:21	08/18/10 14:40
9275793022	MW-34	Water	08/11/10 14:00	08/18/10 14:40
9275793023	MW-35	Water	08/11/10 15:15	08/18/10 14:40
9275793024	MW-36	Water	08/11/10 14:05	08/18/10 14:40
9275793025	MW-37	Water	08/16/10 16:37	08/18/10 14:40
9275793026	MW-39	Water	08/16/10 15:56	08/18/10 14:40
9275793027	MW-40	Water	08/16/10 15:47	08/18/10 14:40
9275793028	MW-41	Water	08/16/10 15:29	08/18/10 14:40
9275793029	MW-42	Water	08/16/10 15:09	08/18/10 14:40
9275793030	MW-43	Water	08/11/10 12:30	08/18/10 14:40
9275793031	MW-47	Water	08/11/10 12:50	08/18/10 14:40
9275793032	MW-53	Water	08/11/10 11:40	08/18/10 14:40
9275793033	MW-55	Water	08/11/10 09:55	08/18/10 14:40
9275793034	MW-57	Water	08/11/10 13:40	08/18/10 14:40
9275793035	MW-58	Water	08/11/10 09:46	08/18/10 14:40
9275793036	MW-59	Water	08/16/10 12:13	08/18/10 14:40
9275793037	MW-64	Water	08/16/10 11:13	08/18/10 14:40

This report shall not be reproduced, except in full,
without the written consent of Pace Analytical Services, Inc..

ACCREDITED IN ACCORDANCE WITH nelac

Pace Analytical
www.pacelabs.com

Pace Analytical Services, Inc.
2225 Riverside Dr.
Asheville, NC 28804
(828)254-7176

Pace Analytical Services, Inc.
9800 Kincey Ave. Suite 100
Huntersville, NC 28078
(704)875-9092

SAMPLE SUMMARY

Project: CLOUD'S CHEVRON
Pace Project No.: 9275793

Lab ID	Sample ID	Matrix	Date Collected	Date Received
9275793038	MW-65	Water	08/16/10 11:25	08/18/10 14:40
9275793039	MW-66	Water	08/16/10 11:58	08/18/10 14:40
9275793040	MW-68	Water	08/16/10 10:47	08/18/10 14:40
9275793041	MW-69	Water	08/16/10 10:24	08/18/10 14:40
9275793042	MW-5AR	Water	08/16/10 09:30	08/18/10 14:40
9275793043	DW-3	Water	08/12/10 14:46	08/18/10 14:40
9275793044	DW-4	Water	08/12/10 14:27	08/18/10 14:40
9275793045	DW-5	Water	08/11/10 15:30	08/18/10 14:40
9275793046	DW-6	Water	08/16/10 15:00	08/18/10 14:40
9275793047	DW-7	Water	08/11/10 10:05	08/18/10 14:40
9275793048	DW-9	Water	08/11/10 16:45	08/18/10 14:40
9275793049	SW-1	Water	08/16/10 12:38	08/18/10 14:40
9275793050	MW-54	Water	08/17/10 10:30	08/18/10 14:40

This report shall not be reproduced, except in full,
without the written consent of Pace Analytical Services, Inc..

ACCREDITED IN ACCORDANCE WITH nelac

Pace Analytical
www.pacelabs.com

Pace Analytical Services, Inc.
2225 Riverside Dr.
Asheville, NC 28804
(828)254-7176

Pace Analytical Services, Inc.
9800 Kincey Ave. Suite 100
Huntersville, NC 28078
(704)875-9092

SAMPLE ANALYTE COUNT

Project: CLOUD'S CHEVRON
Pace Project No.: 9275793

Lab ID	Sample ID	Method	Analysts	Analytes Reported
9275793001	MW-2	EPA 8011	CAH	2
		EPA 8260	BLC	22
9275793002	MW-3	EPA 8011	CAH	2
		EPA 8260	MCK	22
9275793003	MW-6	EPA 8011	CAH	2
		EPA 8260	BLC	22
9275793004	MW-9	EPA 8011	CAH	2
		EPA 8260	BLC, MCK	22
9275793005	MW-10	EPA 8011	CAH	2
		EPA 8260	KJM	22
9275793006	MW-11	EPA 8011	CAH	2
		EPA 8260	BLC	22
9275793007	MW-12	EPA 8011	CAH	2
		EPA 8260	BLC	22
9275793008	MW-15	EPA 8011	CAH	2
		EPA 8260	MCK	22
9275793009	MW-16	EPA 8011	CAH	2
		EPA 8260	BLC	22
9275793010	MW-17	EPA 8011	CAH	2
		EPA 8260	KJM, MCK	22
9275793011	MW-18	EPA 8011	CAH	2
		EPA 8260	KJM, MCK	22
9275793012	MW-19	EPA 8011	CAH	2
		EPA 8260	KJM	22
9275793013	MW-20	EPA 8011	CAH	2
		EPA 8260	KJM, MCK	22
9275793014	MW-22	EPA 8011	CAH	2
		EPA 8260	MCK	22
9275793015	MW-23	EPA 8011	CAH	2
		EPA 8260	BLC, MCK	22
9275793016	MW-24	EPA 8011	CAH	2
		EPA 8260	BLC	22
9275793017	MW-25	EPA 8011	CAH	2
		EPA 8260	KJM, MCK	22
9275793018	MW-26	EPA 8011	CAH	2
		EPA 8260	BLC	22
9275793019	MW-31	EPA 8011	CAH	2

This report shall not be reproduced, except in full,
without the written consent of Pace Analytical Services, Inc..

ACCREDITED IN ACCORDANCE WITH nelac

Pace Analytical®
www.pacelabs.com

Pace Analytical Services, Inc.
2225 Riverside Dr.
Asheville, NC 28804
(828)254-7176

Pace Analytical Services, Inc.
9800 Kincey Ave. Suite 100
Huntersville, NC 28078
(704)875-9092

SAMPLE ANALYTE COUNT

Project: CLOUD'S CHEVRON
Pace Project No.: 9275793

Lab ID	Sample ID	Method	Analysts	Analytes Reported
		EPA 8260	MCK	22
9275793020	MW-32	EPA 8011	CAH	2
		EPA 8260	BLC	22
9275793021	MW-33	EPA 8011	CAH	2
		EPA 8260	BLC	22
9275793022	MW-34	EPA 8011	CAH	2
		EPA 8260	MCK	22
9275793023	MW-35	EPA 8011	CAH	2
		EPA 8260	KJM	22
9275793024	MW-36	EPA 8011	CAH	2
		EPA 8260	BLC	22
9275793025	MW-37	EPA 8011	CAH	2
		EPA 8260	MCK	22
9275793026	MW-39	EPA 8011	CAH	2
		EPA 8260	MCK	22
9275793027	MW-40	EPA 8011	CAH	2
		EPA 8260	MCK	22
9275793028	MW-41	EPA 8011	CAH	2
		EPA 8260	BLC	22
9275793029	MW-42	EPA 8011	CAH	2
		EPA 8260	BLC	22
9275793030	MW-43	EPA 8011	CAH	2
		EPA 8260	BLC	22
9275793031	MW-47	EPA 8011	CAH	2
		EPA 8260	BLC	22
9275793032	MW-53	EPA 8011	CAH	2
		EPA 8260	BLC	22
9275793033	MW-55	EPA 8011	CAH	2
		EPA 8260	BLC	22
9275793034	MW-57	EPA 8011	CAH	2
		EPA 8260	KJM	22
9275793035	MW-58	EPA 8011	CAH	2
		EPA 8260	KJM	22
9275793036	MW-59	EPA 8011	CAH	2
		EPA 8260	KJM	22
9275793037	MW-64	EPA 8011	CAH	2
		EPA 8260	KJM	22

This report shall not be reproduced, except in full,
without the written consent of Pace Analytical Services, Inc..

ACCREDITED IN ACCORDANCE WITH nelac

Pace Analytical®
www.pacelabs.com

Pace Analytical Services, Inc.
2225 Riverside Dr.
Asheville, NC 28804
(828)254-7176

Pace Analytical Services, Inc.
9800 Kincey Ave. Suite 100
Huntersville, NC 28078
(704)875-9092

SAMPLE ANALYTE COUNT

Project: CLOUD'S CHEVRON
Pace Project No.: 9275793

Lab ID	Sample ID	Method	Analysts	Analytes Reported
9275793038	MW-65	EPA 8011	CAH	2
		EPA 8260	KJM	22
9275793039	MW-66	EPA 8011	CAH	2
		EPA 8260	KJM	22
9275793040	MW-68	EPA 8011	CAH	2
		EPA 8260	KJM	22
9275793041	MW-69	EPA 8011	CAH	2
		EPA 8260	KJM	22
9275793042	MW-5AR	EPA 8011	CAH	2
		EPA 8260	KJM	22
9275793043	DW-3	EPA 8011	CAH	2
		EPA 8260	KJM, MCK	22
9275793044	DW-4	EPA 8011	CAH	2
		EPA 8260	KJM	22
9275793045	DW-5	EPA 8011	CAH	2
		EPA 8260	KJM	22
9275793046	DW-6	EPA 8011	CAH	2
		EPA 8260	KJM	22
9275793047	DW-7	EPA 8011	CAH	2
		EPA 8260	KJM	22
9275793048	DW-9	EPA 8011	CAH	2
		EPA 8260	MCK	22
9275793049	SW-1	EPA 8011	CAH	2
		EPA 8260	KJM	22
9275793050	MW-54	EPA 8011	CAH	2
		EPA 8260	KJM	22

This report shall not be reproduced, except in full,
without the written consent of Pace Analytical Services, Inc..

ACCREDITED IN ACCORDANCE WITH nelac

Pace Analytical®
www.pacelabs.com

Pace Analytical Services, Inc.
2225 Riverside Dr.
Asheville, NC 28804
(828)254-7176

Pace Analytical Services, Inc.
9800 Kincey Ave. Suite 100
Huntersville, NC 28078
(704)875-9092

ANALYTICAL RESULTS

Project: CLOUD'S CHEVRON
Pace Project No.: 9275793

Sample: MW-2 **Lab ID: 9275793001** Collected: 08/12/10 20:30 Received: 08/18/10 14:40 Matrix: Water

Parameters	Results	Units	Report Limit	MDL	DF	Prepared	Analyzed	CAS No	Qual
8011 GCS EDB and DBCP	Analytical Method: EPA 8011 Preparation Method: EPA 8011								
1,2-Dibromoethane (EDB)	**0.061**	ug/L	0.021	0.021	1	08/19/10 14:41	08/20/10 12:21	106-93-4	
1-Chloro-2-bromopropane (S)	96	%	60-140		1	08/19/10 14:41	08/20/10 12:21	301-79-56	
8260 MSV Oxygenates	Analytical Method: EPA 8260								
tert-Amyl Alcohol	**178**	ug/L	100	62.0	1		08/20/10 08:04	75-85-4	
tert-Amylmethyl ether	ND	ug/L	10.0	4.5	1		08/20/10 08:04	994-05-8	
Benzene	ND	ug/L	5.0	1.2	1		08/20/10 08:04	71-43-2	
3,3-Dimethyl-1-Butanol	ND	ug/L	100	48.0	1		08/20/10 08:04	624-95-3	
tert-Butyl Alcohol	ND	ug/L	100	27.0	1		08/20/10 08:04	75-65-0	
tert-Butyl Formate	ND	ug/L	50.0	9.0	1		08/20/10 08:04	762-75-4	
1,2-Dibromoethane (EDB)	ND	ug/L	5.0	3.6	1		08/20/10 08:04	106-93-4	
1,2-Dichloroethane	**11.8**	ug/L	5.0	1.3	1		08/20/10 08:04	107-06-2	
Diisopropyl ether	**22.1**	ug/L	5.0	2.7	1		08/20/10 08:04	108-20-3	
Ethanol	ND	ug/L	200	170	1		08/20/10 08:04	64-17-5	
Ethylbenzene	ND	ug/L	5.0	1.1	1		08/20/10 08:04	100-41-4	
Ethyl-tert-butyl ether	ND	ug/L	10.0	4.6	1		08/20/10 08:04	637-92-3	
Methyl-tert-butyl ether	**164**	ug/L	5.0	2.0	1		08/20/10 08:04	1634-04-4	
Naphthalene	**10.8**	ug/L	5.0	2.9	1		08/20/10 08:04	91-20-3	
Toluene	ND	ug/L	5.0	1.8	1		08/20/10 08:04	108-88-3	
Xylene (Total)	**56.2**	ug/L	10.0	2.7	1		08/20/10 08:04	1330-20-7	
m&p-Xylene	**16.8**	ug/L	10.0	2.7	1		08/20/10 08:04	179601-23-1	
o-Xylene	**39.4**	ug/L	5.0	1.7	1		08/20/10 08:04	95-47-6	
Dibromofluoromethane (S)	96	%	70-130		1		08/20/10 08:04	1868-53-7	
Toluene-d8 (S)	94	%	70-130		1		08/20/10 08:04	2037-26-5	
4-Bromofluorobenzene (S)	95	%	70-130		1		08/20/10 08:04	460-00-4	
1,2-Dichloroethane-d4 (S)	92	%	70-130		1		08/20/10 08:04	17060-07-0	

This report shall not be reproduced, except in full,
without the written consent of Pace Analytical Services, Inc..

ACCREDITED IN ACCORDANCE WITH nelac

Pace Analytical®
www.pacelabs.com

Pace Analytical Services, Inc.
2225 Riverside Dr.
Asheville, NC 28804
(828)254-7176

Pace Analytical Services, Inc.
9800 Kincey Ave. Suite 100
Huntersville, NC 28078
(704)875-9092

ANALYTICAL RESULTS

Project: CLOUD'S CHEVRON
Pace Project No.: 9275793

Sample: MW-3 **Lab ID: 9275793002** Collected: 08/12/10 12:43 Received: 08/18/10 14:40 Matrix: Water

Parameters	Results	Units	Report Limit	MDL	DF	Prepared	Analyzed	CAS No	Qual
8011 GCS EDB and DBCP	Analytical Method: EPA 8011 Preparation Method: EPA 8011								
1,2-Dibromoethane (EDB)	**2.8**	ug/L	0.12	0.12	5	08/19/10 14:42	08/20/10 12:39	106-93-4	
1-Chloro-2-bromopropane (S)	0	%	60-140		5	08/19/10 14:42	08/20/10 12:39	301-79-56	S4
8260 MSV Oxygenates	Analytical Method: EPA 8260								
tert-Amyl Alcohol	ND	ug/L	1000	620	10		08/21/10 13:04	75-85-4	
tert-Amylmethyl ether	ND	ug/L	100	45.0	10		08/21/10 13:04	994-05-8	
Benzene	ND	ug/L	50.0	12.0	10		08/21/10 13:04	71-43-2	
3,3-Dimethyl-1-Butanol	ND	ug/L	1000	480	10		08/21/10 13:04	624-95-3	
tert-Butyl Alcohol	ND	ug/L	1000	270	10		08/21/10 13:04	75-65-0	
tert-Butyl Formate	ND	ug/L	500	90.0	10		08/21/10 13:04	762-75-4	
1,2-Dibromoethane (EDB)	ND	ug/L	50.0	36.0	10		08/21/10 13:04	106-93-4	
1,2-Dichloroethane	ND	ug/L	50.0	13.0	10		08/21/10 13:04	107-06-2	
Diisopropyl ether	ND	ug/L	50.0	27.0	10		08/21/10 13:04	108-20-3	
Ethanol	ND	ug/L	2000	1700	10		08/21/10 13:04	64-17-5	
Ethylbenzene	ND	ug/L	50.0	11.0	10		08/21/10 13:04	100-41-4	
Ethyl-tert-butyl ether	ND	ug/L	100	46.0	10		08/21/10 13:04	637-92-3	
Methyl-tert-butyl ether	**1300**	ug/L	50.0	20.0	10		08/21/10 13:04	1634-04-4	
Naphthalene	ND	ug/L	50.0	29.0	10		08/21/10 13:04	91-20-3	
Toluene	ND	ug/L	50.0	18.0	10		08/21/10 13:04	108-88-3	
Xylene (Total)	**39.0J**	ug/L	100	27.0	10		08/21/10 13:04	1330-20-7	
m&p-Xylene	ND	ug/L	100	27.0	10		08/21/10 13:04	179601-23-1	
o-Xylene	**21.1J**	ug/L	50.0	17.0	10		08/21/10 13:04	95-47-6	
Dibromofluoromethane (S)	96	%	70-130		10		08/21/10 13:04	1868-53-7	
Toluene-d8 (S)	94	%	70-130		10		08/21/10 13:04	2037-26-5	
4-Bromofluorobenzene (S)	92	%	70-130		10		08/21/10 13:04	460-00-4	
1,2-Dichloroethane-d4 (S)	91	%	70-130		10		08/21/10 13:04	17060-07-0	

This report shall not be reproduced, except in full,
without the written consent of Pace Analytical Services, Inc..

ACCREDITED IN ACCORDANCE WITH nelac

Pace Analytical®
www.pacelabs.com

Pace Analytical Services, Inc.
2225 Riverside Dr.
Asheville, NC 28804
(828)254-7176

Pace Analytical Services, Inc.
9800 Kincey Ave. Suite 100
Huntersville, NC 28078
(704)875-9092

ANALYTICAL RESULTS

Project: CLOUD'S CHEVRON
Pace Project No.: 9275793

Sample: MW-6 **Lab ID: 9275793003** Collected: 08/12/10 12:23 Received: 08/18/10 14:40 Matrix: Water

Parameters	Results	Units	Report Limit	MDL	DF	Prepared	Analyzed	CAS No.	Qual
8011 GCS EDB and DBCP	Analytical Method: EPA 8011 Preparation Method: EPA 8011								
1,2-Dibromoethane (EDB)	ND	ug/L	0.020	0.020	1	08/19/10 14:15	08/20/10 04:22	106-93-4	
1-Chloro-2-bromopropane (S)	105	%	60-140		1	08/19/10 14:15	08/20/10 04:22	301-79-56	
8260 MSV Oxygenates	Analytical Method: EPA 8260								
tert-Amyl Alcohol	ND	ug/L	100	62.0	1		08/20/10 04:05	75-85-4	
tert-Amylmethyl ether	ND	ug/L	10.0	4.5	1		08/20/10 04:05	994-05-8	
Benzene	ND	ug/L	5.0	1.2	1		08/20/10 04:05	71-43-2	
3,3-Dimethyl-1-Butanol	ND	ug/L	100	48.0	1		08/20/10 04:05	624-95-3	
tert-Butyl Alcohol	ND	ug/L	100	27.0	1		08/20/10 04:05	75-65-0	
tert-Butyl Formate	ND	ug/L	50.0	9.0	1		08/20/10 04:05	762-75-4	
1,2-Dibromoethane (EDB)	ND	ug/L	5.0	3.6	1		08/20/10 04:05	106-93-4	
1,2-Dichloroethane	ND	ug/L	5.0	1.3	1		08/20/10 04:05	107-06-2	
Diisopropyl ether	ND	ug/L	5.0	2.7	1		08/20/10 04:05	108-20-3	
Ethanol	ND	ug/L	200	170	1		08/20/10 04:05	64-17-5	
Ethylbenzene	ND	ug/L	5.0	1.1	1		08/20/10 04:05	100-41-4	
Ethyl-tert-butyl ether	ND	ug/L	10.0	4.6	1		08/20/10 04:05	637-92-3	
Methyl-tert-butyl ether	**23.1**	ug/L	5.0	2.0	1		08/20/10 04:05	1634-04-4	
Naphthalene	ND	ug/L	5.0	2.9	1		08/20/10 04:05	91-20-3	
Toluene	ND	ug/L	5.0	1.8	1		08/20/10 04:05	108-88-3	
Xylene (Total)	ND	ug/L	10.0	2.7	1		08/20/10 04:05	1330-20-7	
m&p-Xylene	ND	ug/L	10.0	2.7	1		08/20/10 04:05	179601-23-1	
o-Xylene	ND	ug/L	5.0	1.7	1		08/20/10 04:05	95-47-6	
Dibromofluoromethane (S)	99	%	70-130		1		08/20/10 04:05	1868-53-7	
Toluene-d8 (S)	95	%	70-130		1		08/20/10 04:05	2037-26-5	
4-Bromofluorobenzene (S)	92	%	70-130		1		08/20/10 04:05	460-00-4	
1,2-Dichloroethane-d4 (S)	95	%	70-130		1		08/20/10 04:05	17060-07-0	

This report shall not be reproduced, except in full,
without the written consent of Pace Analytical Services, Inc..

ACCREDITED IN ACCORDANCE WITH nelac

Pace Analytical
www.pacelabs.com

Pace Analytical Services, Inc.
2225 Riverside Dr.
Asheville, NC 28804
(828)254-7176

Pace Analytical Services, Inc.
9800 Kincey Ave. Suite 100
Huntersville, NC 28078
(704)875-9092

ANALYTICAL RESULTS

Project: CLOUD'S CHEVRON
Pace Project No.: 9275793

Sample: MW-9 **Lab ID: 9275793004** Collected: 08/11/10 11:50 Received: 08/18/10 14:40 Matrix: Water

Parameters	Results	Units	Report Limit	MDL	DF	Prepared	Analyzed	CAS No.	Qual
8011 GCS EDB and DBCP	Analytical Method: EPA 8011 Preparation Method: EPA 8011								
1,2-Dibromoethane (EDB)	**0.12**	ug/L	0.019	0.019	1	08/19/10 14:14	08/20/10 01:53	106-93-4	
1-Chloro-2-bromopropane (S)	110	%	60-140		1	08/19/10 14:14	08/20/10 01:53	301-79-56	
8260 MSV Oxygenates	Analytical Method: EPA 8260								
tert-Amyl Alcohol	ND	ug/L	100	62.0	1		08/20/10 02:52	75-85-4	
tert-Amylmethyl ether	ND	ug/L	10.0	4.5	1		08/20/10 02:52	994-05-8	
Benzene	**32.9**	ug/L	5.0	1.2	1		08/20/10 02:52	71-43-2	
3,3-Dimethyl-1-Butanol	ND	ug/L	100	48.0	1		08/20/10 02:52	624-95-3	
tert-Butyl Alcohol	ND	ug/L	100	27.0	1		08/20/10 02:52	75-65-0	
tert-Butyl Formate	ND	ug/L	50.0	9.0	1		08/20/10 02:52	762-75-4	
1,2-Dibromoethane (EDB)	ND	ug/L	5.0	3.6	1		08/20/10 02:52	106-93-4	
1,2-Dichloroethane	ND	ug/L	5.0	1.3	1		08/20/10 02:52	107-06-2	
Diisopropyl ether	ND	ug/L	5.0	2.7	1		08/20/10 02:52	108-20-3	
Ethanol	ND	ug/L	200	170	1		08/20/10 02:52	64-17-5	
Ethylbenzene	**18.2**	ug/L	5.0	1.1	1		08/20/10 02:52	100-41-4	
Ethyl-tert-butyl ether	ND	ug/L	10.0	4.6	1		08/20/10 02:52	637-92-3	
Methyl-tert-butyl ether	ND	ug/L	5.0	2.0	1		08/20/10 02:52	1634-04-4	
Naphthalene	**106**	ug/L	5.0	2.9	1		08/20/10 02:52	91-20-3	
Toluene	**171**	ug/L	50.0	18.0	10		08/21/10 20:27	108-88-3	
Xylene (Total)	**743**	ug/L	100	27.0	10		08/21/10 20:27	1330-20-7	
m&p-Xylene	**403**	ug/L	100	27.0	10		08/21/10 20:27	179601-23-1	
o-Xylene	**340**	ug/L	50.0	17.0	10		08/21/10 20:27	95-47-6	
Dibromofluoromethane (S)	96	%	70-130		1		08/20/10 02:52	1868-53-7	
Toluene-d8 (S)	96	%	70-130		1		08/20/10 02:52	2037-26-5	
4-Bromofluorobenzene (S)	98	%	70-130		1		08/20/10 02:52	460-00-4	
1,2-Dichloroethane-d4 (S)	94	%	70-130		1		08/20/10 02:52	17060-07-0	

This report shall not be reproduced, except in full,
without the written consent of Pace Analytical Services, Inc..

ACCREDITED IN ACCORDANCE WITH nelac

Pace Analytical
www.pacelabs.com

Pace Analytical Services, Inc.
2225 Riverside Dr.
Asheville, NC 28804
(828)254-7176

Pace Analytical Services, Inc.
9800 Kincey Ave. Suite 100
Huntersville, NC 28078
(704)875-9092

ANALYTICAL RESULTS

Project: CLOUD'S CHEVRON
Pace Project No.: 9275793

Sample: MW-10 **Lab ID: 9275793005** Collected: 08/11/10 10:30 Received: 08/18/10 14:40 Matrix: Water

Parameters	Results	Units	Report Limit	MDL	DF	Prepared	Analyzed	CAS No.	Qual
8011 GCS EDB and DBCP	Analytical Method: EPA 8011 Preparation Method: EPA 8011								
1,2-Dibromoethane (EDB)	ND	ug/L	0.020	0.020	1	08/19/10 14:14	08/20/10 02:12	106-93-4	
1-Chloro-2-bromopropane (S)	109	%	60-140		1	08/19/10 14:14	08/20/10 02:12	301-79-56	
8260 MSV Oxygenates	Analytical Method: EPA 8260								
tert-Amyl Alcohol	ND	ug/L	1000	620	10		08/20/10 09:36	75-85-4	
tert-Amylmethyl ether	ND	ug/L	100	45.0	10		08/20/10 09:36	994-05-8	
Benzene	**289**	ug/L	50.0	12.0	10		08/20/10 09:36	71-43-2	
3,3-Dimethyl-1-Butanol	ND	ug/L	1000	480	10		08/20/10 09:36	624-95-3	
tert-Butyl Alcohol	ND	ug/L	1000	270	10		08/20/10 09:36	75-65-0	
tert-Butyl Formate	ND	ug/L	500	90.0	10		08/20/10 09:36	762-75-4	
1,2-Dibromoethane (EDB)	ND	ug/L	50.0	36.0	10		08/20/10 09:36	106-93-4	
1,2-Dichloroethane	ND	ug/L	50.0	13.0	10		08/20/10 09:36	107-06-2	
Diisopropyl ether	ND	ug/L	50.0	27.0	10		08/20/10 09:36	108-20-3	
Ethanol	ND	ug/L	2000	1700	10		08/20/10 09:36	64-17-5	
Ethylbenzene	**141**	ug/L	50.0	11.0	10		08/20/10 09:36	100-41-4	
Ethyl-tert-butyl ether	ND	ug/L	100	46.0	10		08/20/10 09:36	637-92-3	
Methyl-tert-butyl ether	ND	ug/L	50.0	20.0	10		08/20/10 09:36	1634-04-4	
Naphthalene	**180**	ug/L	50.0	29.0	10		08/20/10 09:36	91-20-3	
Toluene	**1930**	ug/L	50.0	18.0	10		08/20/10 09:36	108-88-3	
Xylene (Total)	**2220**	ug/L	100	27.0	10		08/20/10 09:36	1330-20-7	
m&p-Xylene	**1470**	ug/L	100	27.0	10		08/20/10 09:36	179601-23-1	
o-Xylene	**745**	ug/L	50.0	17.0	10		08/20/10 09:36	95-47-6	
Dibromofluoromethane (S)	88	%	70-130		10		08/20/10 09:36	1868-53-7	
Toluene-d8 (S)	95	%	70-130		10		08/20/10 09:36	2037-26-5	
4-Bromofluorobenzene (S)	109	%	70-130		10		08/20/10 09:36	460-00-4	
1,2-Dichloroethane-d4 (S)	77	%	70-130		10		08/20/10 09:36	17060-07-0	

This report shall not be reproduced, except in full,
without the written consent of Pace Analytical Services, Inc..

ACCREDITED IN ACCORDANCE WITH nelac

Pace Analytical®
www.pacelabs.com

Pace Analytical Services, Inc.
2225 Riverside Dr.
Asheville, NC 28804
(828)254-7176

Pace Analytical Services, Inc.
9800 Kincey Ave. Suite 100
Huntersville, NC 28078
(704)875-9092

ANALYTICAL RESULTS

Project: CLOUD'S CHEVRON
Pace Project No.: 9275793

Sample: MW-11 **Lab ID: 9275793006** Collected: 08/11/10 11:25 Received: 08/18/10 14:40 Matrix: Water

Parameters	Results	Units	Report Limit	MDL	DF	Prepared	Analyzed	CAS No.	Qual
8011 GCS EDB and DBCP	Analytical Method: EPA 8011 Preparation Method: EPA 8011								
1,2-Dibromoethane (EDB)	ND	ug/L	0.019	0.019	1	08/19/10 14:14	08/20/10 02:30	106-93-4	
1-Chloro-2-bromopropane (S)	114	%	60-140		1	08/19/10 14:14	08/20/10 02:30	301-79-56	
8260 MSV Oxygenates	Analytical Method: EPA 8260								
tert-Amyl Alcohol	ND	ug/L	100	62.0	1		08/20/10 16:05	75-85-4	
tert-Amylmethyl ether	ND	ug/L	10.0	4.5	1		08/20/10 16:05	994-05-8	
Benzene	ND	ug/L	5.0	1.2	1		08/20/10 16:05	71-43-2	
3,3-Dimethyl-1-Butanol	ND	ug/L	100	48.0	1		08/20/10 16:05	624-95-3	
tert-Butyl Alcohol	ND	ug/L	100	27.0	1		08/20/10 16:05	75-65-0	
tert-Butyl Formate	ND	ug/L	50.0	9.0	1		08/20/10 16:05	762-75-4	
1,2-Dibromoethane (EDB)	ND	ug/L	5.0	3.6	1		08/20/10 16:05	106-93-4	
1,2-Dichloroethane	ND	ug/L	5.0	1.3	1		08/20/10 16:05	107-06-2	
Diisopropyl ether	ND	ug/L	5.0	2.7	1		08/20/10 16:05	108-20-3	
Ethanol	ND	ug/L	200	170	1		08/20/10 16:05	64-17-5	
Ethylbenzene	ND	ug/L	5.0	1.1	1		08/20/10 16:05	100-41-4	
Ethyl-tert-butyl ether	ND	ug/L	10.0	4.6	1		08/20/10 16:05	637-92-3	
Methyl-tert-butyl ether	ND	ug/L	5.0	2.0	1		08/20/10 16:05	1634-04-4	
Naphthalene	**5.8**	ug/L	5.0	2.9	1		08/20/10 16:05	91-20-3	
Toluene	ND	ug/L	5.0	1.8	1		08/20/10 16:05	108-88-3	
Xylene (Total)	ND	ug/L	10.0	2.7	1		08/20/10 16:05	1330-20-7	
m&p-Xylene	ND	ug/L	10.0	2.7	1		08/20/10 16:05	179601-23-1	
o-Xylene	ND	ug/L	5.0	1.7	1		08/20/10 16:05	95-47-6	
Dibromofluoromethane (S)	94	%	70-130		1		08/20/10 16:05	1868-53-7	
Toluene-d8 (S)	92	%	70-130		1		08/20/10 16:05	2037-26-5	
4-Bromofluorobenzene (S)	94	%	70-130		1		08/20/10 16:05	460-00-4	
1,2-Dichloroethane-d4 (S)	94	%	70-130		1		08/20/10 16:05	17060-07-0	

This report shall not be reproduced, except in full,
without the written consent of Pace Analytical Services, Inc..

ACCREDITED IN ACCORDANCE WITH nelac

Pace Analytical®
www.pacelabs.com

Pace Analytical Services, Inc.
2225 Riverside Dr.
Asheville, NC 28804
(828)254-7176

Pace Analytical Services, Inc.
9800 Kincey Ave. Suite 100
Huntersville, NC 28078
(704)875-9092

ANALYTICAL RESULTS

Project: CLOUD'S CHEVRON
Pace Project No.: 9275793

Sample: MW-12 **Lab ID: 9275793007** Collected: 08/11/10 10:00 Received: 08/18/10 14:40 Matrix: Water

Parameters	Results	Units	Report Limit	MDL	DF	Prepared	Analyzed	CAS No.	Qual
8011 GCS EDB and DBCP	Analytical Method: EPA 8011 Preparation Method: EPA 8011								
1,2-Dibromoethane (EDB)	ND	ug/L	0.020	0.020	1	08/19/10 14:15	08/20/10 02:49	106-93-4	
1-Chloro-2-bromopropane (S)	108	%	60-140		1	08/19/10 14:15	08/20/10 02:49	301-79-56	
8260 MSV Oxygenates	Analytical Method: EPA 8260								
tert-Amyl Alcohol	**150**	ug/L	100	62.0	1		08/20/10 03:28	75-85-4	
tert-Amylmethyl ether	ND	ug/L	10.0	4.5	1		08/20/10 03:28	994-05-8	
Benzene	**94.5**	ug/L	5.0	1.2	1		08/20/10 03:28	71-43-2	
3,3-Dimethyl-1-Butanol	ND	ug/L	100	48.0	1		08/20/10 03:28	624-95-3	
tert-Butyl Alcohol	ND	ug/L	100	27.0	1		08/20/10 03:28	75-65-0	
tert-Butyl Formate	ND	ug/L	50.0	9.0	1		08/20/10 03:28	762-75-4	
1,2-Dibromoethane (EDB)	ND	ug/L	5.0	3.6	1		08/20/10 03:28	106-93-4	
1,2-Dichloroethane	ND	ug/L	5.0	1.3	1		08/20/10 03:28	107-06-2	
Diisopropyl ether	**9.5**	ug/L	5.0	2.7	1		08/20/10 03:28	108-20-3	
Ethanol	ND	ug/L	200	170	1		08/20/10 03:28	64-17-5	
Ethylbenzene	**32.7**	ug/L	5.0	1.1	1		08/20/10 03:28	100-41-4	
Ethyl-tert-butyl ether	ND	ug/L	10.0	4.6	1		08/20/10 03:28	637-92-3	
Methyl-tert-butyl ether	**4.8J**	ug/L	5.0	2.0	1		08/20/10 03:28	1634-04-4	
Naphthalene	**17.6**	ug/L	5.0	2.9	1		08/20/10 03:28	91-20-3	
Toluene	**10.4**	ug/L	5.0	1.8	1		08/20/10 03:28	108-88-3	
Xylene (Total)	**8.6J**	ug/L	10.0	2.7	1		08/20/10 03:28	1330-20-7	
m&p-Xylene	**4.8J**	ug/L	10.0	2.7	1		08/20/10 03:28	179601-23-1	
o-Xylene	**3.8J**	ug/L	5.0	1.7	1		08/20/10 03:28	95-47-6	
Dibromofluoromethane (S)	98	%	70-130		1		08/20/10 03:28	1868-53-7	
Toluene-d8 (S)	93	%	70-130		1		08/20/10 03:28	2037-26-5	
4-Bromofluorobenzene (S)	94	%	70-130		1		08/20/10 03:28	460-00-4	
1,2-Dichloroethane-d4 (S)	97	%	70-130		1		08/20/10 03:28	17060-07-0	

This report shall not be reproduced, except in full,
without the written consent of Pace Analytical Services, Inc..

ACCREDITED IN ACCORDANCE WITH nelac

Pace Analytical®
www.pacelabs.com

Pace Analytical Services, Inc.
2225 Riverside Dr.
Asheville, NC 28804
(828)254-7176

Pace Analytical Services, Inc.
9800 Kincey Ave. Suite 100
Huntersville, NC 28078
(704)875-9092

ANALYTICAL RESULTS

Project: CLOUD'S CHEVRON
Pace Project No.: 9275793

Sample: MW-15 **Lab ID: 9275793008** Collected: 08/11/10 10:20 Received: 08/18/10 14:40 Matrix: Water

Parameters	Results	Units	Report Limit	MDL	DF	Prepared	Analyzed	CAS No.	Qual
8011 GCS EDB and DBCP	Analytical Method: EPA 8011 Preparation Method: EPA 8011								
1,2-Dibromoethane (EDB)	ND	ug/L	0.019	0.019	1	08/19/10 14:15	08/20/10 03:08	106-93-4	
1-Chloro-2-bromopropane (S)	110	%	60-140		1	08/19/10 14:15	08/20/10 03:08	301-79-56	
8260 MSV Oxygenates	Analytical Method: EPA 8260								
tert-Amyl Alcohol	**143J**	ug/L	200	124	2		08/21/10 15:32	75-85-4	
tert-Amylmethyl ether	ND	ug/L	20.0	9.0	2		08/21/10 15:32	994-05-8	
Benzene	**26.1**	ug/L	10.0	2.4	2		08/21/10 15:32	71-43-2	
3,3-Dimethyl-1-Butanol	ND	ug/L	200	96.0	2		08/21/10 15:32	624-95-3	
tert-Butyl Alcohol	ND	ug/L	200	54.0	2		08/21/10 15:32	75-65-0	
tert-Butyl Formate	ND	ug/L	100	18.0	2		08/21/10 15:32	762-75-4	
1,2-Dibromoethane (EDB)	ND	ug/L	10.0	7.2	2		08/21/10 15:32	106-93-4	
1,2-Dichloroethane	ND	ug/L	10.0	2.6	2		08/21/10 15:32	107-06-2	
Diisopropyl ether	ND	ug/L	10.0	5.4	2		08/21/10 15:32	108-20-3	
Ethanol	ND	ug/L	400	340	2		08/21/10 15:32	64-17-5	
Ethylbenzene	**159**	ug/L	10.0	2.2	2		08/21/10 15:32	100-41-4	
Ethyl-tert-butyl ether	ND	ug/L	20.0	9.2	2		08/21/10 15:32	637-92-3	
Methyl-tert-butyl ether	ND	ug/L	10.0	4.0	2		08/21/10 15:32	1634-04-4	
Naphthalene	**174**	ug/L	10.0	5.8	2		08/21/10 15:32	91-20-3	
Toluene	**81.6**	ug/L	10.0	3.6	2		08/21/10 15:32	108-88-3	
Xylene (Total)	**456**	ug/L	20.0	5.4	2		08/21/10 15:32	1330-20-7	
m&p-Xylene	**208**	ug/L	20.0	5.4	2		08/21/10 15:32	179601-23-1	
o-Xylene	**248**	ug/L	10.0	3.4	2		08/21/10 15:32	95-47-6	
Dibromofluoromethane (S)	97	%	70-130		2		08/21/10 15:32	1868-53-7	
Toluene-d8 (S)	93	%	70-130		2		08/21/10 15:32	2037-26-5	
4-Bromofluorobenzene (S)	95	%	70-130		2		08/21/10 15:32	460-00-4	
1,2-Dichloroethane-d4 (S)	94	%	70-130		2		08/21/10 15:32	17060-07-0	

REPORT OF LABORATORY ANALYSIS

This report shall not be reproduced, except in full,
without the written consent of Pace Analytical Services, Inc..

ACCREDITED IN ACCORDANCE WITH nelac

Pace Analytical®
www.pacelabs.com

Pace Analytical Services, Inc.
2225 Riverside Dr.
Asheville, NC 28804
(828)254-7176

Pace Analytical Services, Inc.
9800 Kincey Ave. Suite 100
Huntersville, NC 28078
(704)875-9092

ANALYTICAL RESULTS

Project: CLOUD'S CHEVRON
Pace Project No.: 9275793

Sample: MW-16 **Lab ID: 9275793009** Collected: 08/11/10 11:00 Received: 08/18/10 14:40 Matrix: Water

Parameters	Results	Units	Report Limit	MDL	DF	Prepared	Analyzed	CAS No.	Qual
8011 GCS EDB and DBCP	Analytical Method: EPA 8011 Preparation Method: EPA 8011								
1,2-Dibromoethane (EDB)	ND	ug/L	0.019	0.019	1	08/19/10 14:15	08/20/10 03:26	106-93-4	
1-Chloro-2-bromopropane (S)	108	%	60-140		1	08/19/10 14:15	08/20/10 03:26	301-79-56	
8260 MSV Oxygenates	Analytical Method: EPA 8260								
tert-Amyl Alcohol	ND	ug/L	100	62.0	1		08/20/10 03:47	75-85-4	
tert-Amylmethyl ether	ND	ug/L	10.0	4.5	1		08/20/10 03:47	994-05-8	
Benzene	ND	ug/L	5.0	1.2	1		08/20/10 03:47	71-43-2	
3,3-Dimethyl-1-Butanol	ND	ug/L	100	48.0	1		08/20/10 03:47	624-95-3	
tert-Butyl Alcohol	ND	ug/L	100	27.0	1		08/20/10 03:47	75-65-0	
tert-Butyl Formate	ND	ug/L	50.0	9.0	1		08/20/10 03:47	762-75-4	
1,2-Dibromoethane (EDB)	ND	ug/L	5.0	3.6	1		08/20/10 03:47	106-93-4	
1,2-Dichloroethane	ND	ug/L	5.0	1.3	1		08/20/10 03:47	107-06-2	
Diisopropyl ether	ND	ug/L	5.0	2.7	1		08/20/10 03:47	108-20-3	
Ethanol	ND	ug/L	200	170	1		08/20/10 03:47	64-17-5	
Ethylbenzene	ND	ug/L	5.0	1.1	1		08/20/10 03:47	100-41-4	
Ethyl-tert-butyl ether	ND	ug/L	10.0	4.6	1		08/20/10 03:47	637-92-3	
Methyl-tert-butyl ether	ND	ug/L	5.0	2.0	1		08/20/10 03:47	1634-04-4	
Naphthalene	**5.1**	ug/L	5.0	2.9	1		08/20/10 03:47	91-20-3	
Toluene	ND	ug/L	5.0	1.8	1		08/20/10 03:47	108-88-3	
Xylene (Total)	**3.5J**	ug/L	10.0	2.7	1		08/20/10 03:47	1330-20-7	
m&p-Xylene	ND	ug/L	10.0	2.7	1		08/20/10 03:47	179601-23-1	
o-Xylene	ND	ug/L	5.0	1.7	1		08/20/10 03:47	95-47-6	
Dibromofluoromethane (S)	97	%	70-130		1		08/20/10 03:47	1868-53-7	
Toluene-d8 (S)	88	%	70-130		1		08/20/10 03:47	2037-26-5	
4-Bromofluorobenzene (S)	91	%	70-130		1		08/20/10 03:47	460-00-4	
1,2-Dichloroethane-d4 (S)	93	%	70-130		1		08/20/10 03:47	17060-07-0	

This report shall not be reproduced, except in full,
without the written consent of Pace Analytical Services, Inc..

ACCREDITED IN ACCORDANCE WITH nelac

Pace Analytical®
www.pacelabs.com

Pace Analytical Services, Inc.
2225 Riverside Dr.
Asheville, NC 28804
(828)254-7176

Pace Analytical Services, Inc.
9800 Kincey Ave. Suite 100
Huntersville, NC 28078
(704)875-9092

ANALYTICAL RESULTS

Project: CLOUD'S CHEVRON
Pace Project No.: 9275793

Sample: MW-17 **Lab ID: 9275793010** Collected: 08/11/10 10:50 Received: 08/18/10 14:40 Matrix: Water

Parameters	Results	Units	Report Limit	MDL	DF	Prepared	Analyzed	CAS No.	Qual
8011 GCS EDB and DBCP	Analytical Method: EPA 8011 Preparation Method: EPA 8011								
1,2-Dibromoethane (EDB)	ND	ug/L	0.020	0.020	1	08/19/10 14:15	08/20/10 03:45	106-93-4	
1-Chloro-2-bromopropane (S)	66	%	60-140		1	08/19/10 14:15	08/20/10 03:45	301-79-56	
8260 MSV Oxygenates	Analytical Method: EPA 8260								
tert-Amyl Alcohol	ND	ug/L	1000	620	10		08/23/10 14:17	75-85-4	
tert-Amylmethyl ether	ND	ug/L	100	45.0	10		08/23/10 14:17	994-05-8	
Benzene	**27.4J**	ug/L	50.0	12.0	10		08/23/10 14:17	71-43-2	
3,3-Dimethyl-1-Butanol	ND	ug/L	1000	480	10		08/23/10 14:17	624-95-3	
tert-Butyl Alcohol	ND	ug/L	1000	270	10		08/23/10 14:17	75-65-0	
tert-Butyl Formate	ND	ug/L	500	90.0	10		08/23/10 14:17	762-75-4	
1,2-Dibromoethane (EDB)	ND	ug/L	50.0	36.0	10		08/23/10 14:17	106-93-4	
1,2-Dichloroethane	ND	ug/L	50.0	13.0	10		08/23/10 14:17	107-06-2	
Diisopropyl ether	ND	ug/L	50.0	27.0	10		08/23/10 14:17	108-20-3	
Ethanol	ND	ug/L	2000	1700	10		08/23/10 14:17	64-17-5	
Ethylbenzene	**179**	ug/L	50.0	11.0	10		08/23/10 14:17	100-41-4	
Ethyl-tert-butyl ether	ND	ug/L	100	46.0	10		08/23/10 14:17	637-92-3	
Methyl-tert-butyl ether	ND	ug/L	50.0	20.0	10		08/23/10 14:17	1634-04-4	
Naphthalene	**991**	ug/L	50.0	29.0	10		08/23/10 14:17	91-20-3	
Toluene	**904**	ug/L	50.0	18.0	10		08/23/10 14:17	108-88-3	
Xylene (Total)	**5860**	ug/L	500	135	50		08/21/10 21:22	1330-20-7	
m&p-Xylene	**3720**	ug/L	100	27.0	10		08/23/10 14:17	179601-23-1	
o-Xylene	**2140**	ug/L	250	85.0	50		08/21/10 21:22	95-47-6	
Dibromofluoromethane (S)	99	%	70-130		10		08/23/10 14:17	1868-53-7	
Toluene-d8 (S)	99	%	70-130		10		08/23/10 14:17	2037-26-5	
4-Bromofluorobenzene (S)	101	%	70-130		10		08/23/10 14:17	460-00-4	
1,2-Dichloroethane-d4 (S)	101	%	70-130		10		08/23/10 14:17	17060-07-0	

This report shall not be reproduced, except in full,
without the written consent of Pace Analytical Services, Inc..

ACCREDITED IN ACCORDANCE WITH nelac

Pace Analytical®
www.pacelabs.com

Pace Analytical Services, Inc.
2225 Riverside Dr.
Asheville, NC 28804
(828)254-7176

Pace Analytical Services, Inc.
9800 Kincey Ave. Suite 100
Huntersville, NC 28078
(704)875-9092

ANALYTICAL RESULTS

Project: CLOUD'S CHEVRON
Pace Project No.: 9275793

Sample: MW-18 **Lab ID: 9275793011** Collected: 08/11/10 14:30 Received: 08/18/10 14:40 Matrix: Water

Parameters	Results	Units	Report Limit	MDL	DF	Prepared	Analyzed	CAS No.	Qual
8011 GCS EDB and DBCP	Analytical Method: EPA 8011 Preparation Method: EPA 8011								
1,2-Dibromoethane (EDB)	**2.4**	ug/L	0.10	0.10	5	08/19/10 14:15	08/20/10 11:43	106-93-4	
1-Chloro-2-bromopropane (S)	0	%	60-140		5	08/19/10 14:15	08/20/10 11:43	301-79-56	S4
8260 MSV Oxygenates	Analytical Method: EPA 8260								
tert-Amyl Alcohol	**6530**	ug/L	1000	620	10		08/20/10 09:57	75-85-4	
tert-Amylmethyl ether	**189**	ug/L	100	45.0	10		08/20/10 09:57	994-05-8	
Benzene	**1150**	ug/L	50.0	12.0	10		08/20/10 09:57	71-43-2	
3,3-Dimethyl-1-Butanol	ND	ug/L	1000	480	10		08/20/10 09:57	624-95-3	
tert-Butyl Alcohol	**433J**	ug/L	1000	270	10		08/20/10 09:57	75-65-0	
tert-Butyl Formate	ND	ug/L	500	90.0	10		08/20/10 09:57	762-75-4	
1,2-Dibromoethane (EDB)	ND	ug/L	50.0	36.0	10		08/20/10 09:57	106-93-4	
1,2-Dichloroethane	ND	ug/L	50.0	13.0	10		08/20/10 09:57	107-06-2	
Diisopropyl ether	**576**	ug/L	50.0	27.0	10		08/20/10 09:57	108-20-3	
Ethanol	ND	ug/L	2000	1700	10		08/20/10 09:57	64-17-5	
Ethylbenzene	**116**	ug/L	50.0	11.0	10		08/20/10 09:57	100-41-4	
Ethyl-tert-butyl ether	ND	ug/L	100	46.0	10		08/20/10 09:57	637-92-3	
Methyl-tert-butyl ether	**991**	ug/L	50.0	20.0	10		08/20/10 09:57	1634-04-4	
Naphthalene	**684**	ug/L	50.0	29.0	10		08/20/10 09:57	91-20-3	
Toluene	**2990**	ug/L	500	180	100		08/21/10 14:55	108-88-3	
Xylene (Total)	**10300**	ug/L	1000	270	100		08/21/10 14:55	1330-20-7	
m&p-Xylene	**5210**	ug/L	1000	270	100		08/21/10 14:55	179601-23-1	
o-Xylene	**5100**	ug/L	500	170	100		08/21/10 14:55	95-47-6	
Dibromofluoromethane (S)	90	%	70-130		10		08/20/10 09:57	1868-53-7	
Toluene-d8 (S)	97	%	70-130		10		08/20/10 09:57	2037-26-5	
4-Bromofluorobenzene (S)	113	%	70-130		10		08/20/10 09:57	460-00-4	
1,2-Dichloroethane-d4 (S)	80	%	70-130		10		08/20/10 09:57	17060-07-0	

This report shall not be reproduced, except in full,
without the written consent of Pace Analytical Services, Inc..

ACCREDITED IN ACCORDANCE WITH nelac

Pace Analytical®
www.pacelabs.com

Pace Analytical Services, Inc.
2225 Riverside Dr.
Asheville, NC 28804
(828)254-7176

Pace Analytical Services, Inc.
9800 Kincey Ave. Suite 100
Huntersville, NC 28078
(704)875-9092

ANALYTICAL RESULTS

Project: CLOUD'S CHEVRON
Pace Project No.: 9275793

Sample: MW-19 **Lab ID: 9275793012** Collected: 08/12/10 13:39 Received: 08/18/10 14:40 Matrix: Water

Parameters	Results	Units	Report Limit	MDL	DF	Prepared	Analyzed	CAS No.	Qual
8011 GCS EDB and DBCP	Analytical Method: EPA 8011 Preparation Method: EPA 8011								
1,2-Dibromoethane (EDB)	**2.0**	ug/L	0.079	0.079	4	08/23/10 15:42	08/24/10 16:07	106-93-4	
1-Chloro-2-bromopropane (S)	113	%	60-140		4	08/23/10 15:42	08/24/10 16:07	301-79-56	
8260 MSV Oxygenates	Analytical Method: EPA 8260								
tert-Amyl Alcohol	**1490J**	ug/L	2000	1240	20		08/20/10 10:19	75-85-4	
tert-Amylmethyl ether	ND	ug/L	200	90.0	20		08/20/10 10:19	994-05-8	
Benzene	**485**	ug/L	100	24.0	20		08/20/10 10:19	71-43-2	
3,3-Dimethyl-1-Butanol	ND	ug/L	2000	960	20		08/20/10 10:19	624-95-3	
tert-Butyl Alcohol	ND	ug/L	2000	540	20		08/20/10 10:19	75-65-0	
tert-Butyl Formate	ND	ug/L	1000	180	20		08/20/10 10:19	762-75-4	
1,2-Dibromoethane (EDB)	ND	ug/L	100	72.0	20		08/20/10 10:19	106-93-4	
1,2-Dichloroethane	ND	ug/L	100	26.0	20		08/20/10 10:19	107-06-2	
Diisopropyl ether	ND	ug/L	100	54.0	20		08/20/10 10:19	108-20-3	
Ethanol	ND	ug/L	4000	3400	20		08/20/10 10:19	64-17-5	
Ethylbenzene	**245**	ug/L	100	22.0	20		08/20/10 10:19	100-41-4	
Ethyl-tert-butyl ether	ND	ug/L	200	92.0	20		08/20/10 10:19	637-92-3	
Methyl-tert-butyl ether	**194**	ug/L	100	40.0	20		08/20/10 10:19	1634-04-4	
Naphthalene	**970**	ug/L	100	58.0	20		08/20/10 10:19	91-20-3	
Toluene	**2650**	ug/L	100	36.0	20		08/20/10 10:19	108-88-3	
Xylene (Total)	**7760**	ug/L	200	54.0	20		08/20/10 10:19	1330-20-7	
m&p-Xylene	**4710**	ug/L	200	54.0	20		08/20/10 10:19	179601-23-1	
o-Xylene	**3050**	ug/L	100	34.0	20		08/20/10 10:19	95-47-6	
Dibromofluoromethane (S)	86	%	70-130		20		08/20/10 10:19	1868-53-7	
Toluene-d8 (S)	95	%	70-130		20		08/20/10 10:19	2037-26-5	
4-Bromofluorobenzene (S)	113	%	70-130		20		08/20/10 10:19	460-00-4	
1,2-Dichloroethane-d4 (S)	77	%	70-130		20		08/20/10 10:19	17060-07-0	

This report shall not be reproduced, except in full,
without the written consent of Pace Analytical Services, Inc..

ACCREDITED IN ACCORDANCE WITH nelac

Pace Analytical®
www.pacelabs.com

Pace Analytical Services, Inc.
2225 Riverside Dr.
Asheville, NC 28804
(828)254-7176

Pace Analytical Services, Inc.
9800 Kincey Ave. Suite 100
Huntersville, NC 28078
(704)875-9092

ANALYTICAL RESULTS

Project: CLOUD'S CHEVRON
Pace Project No.: 9275793

Sample: MW-20 **Lab ID: 9275793013** Collected: 08/16/10 09:52 Received: 08/18/10 14:40 Matrix: Water

Parameters	Results	Units	Report Limit	MDL	DF	Prepared	Analyzed	CAS No.	Qual
8011 GCS EDB and DBCP	Analytical Method: EPA 8011 Preparation Method: EPA 8011								
1,2-Dibromoethane (EDB)	**0.068**	ug/L	0.020	0.020	1	08/19/10 14:16	08/20/10 08:22	106-93-4	C3
1-Chloro-2-bromopropane (S)	90	%	60-140		1	08/19/10 14:16	08/20/10 08:22	301-79-56	
8260 MSV Oxygenates	Analytical Method: EPA 8260								
tert-Amyl Alcohol	**2850**	ug/L	2000	1240	20		08/20/10 10:40	75-85-4	
tert-Amylmethyl ether	ND	ug/L	200	90.0	20		08/20/10 10:40	994-05-8	
Benzene	**412**	ug/L	100	24.0	20		08/20/10 10:40	71-43-2	
3,3-Dimethyl-1-Butanol	ND	ug/L	2000	960	20		08/20/10 10:40	624-95-3	
tert-Butyl Alcohol	ND	ug/L	2000	540	20		08/20/10 10:40	75-65-0	
tert-Butyl Formate	ND	ug/L	1000	180	20		08/20/10 10:40	762-75-4	
1,2-Dibromoethane (EDB)	ND	ug/L	100	72.0	20		08/20/10 10:40	106-93-4	
1,2-Dichloroethane	ND	ug/L	100	26.0	20		08/20/10 10:40	107-06-2	
Diisopropyl ether	ND	ug/L	100	54.0	20		08/20/10 10:40	108-20-3	
Ethanol	ND	ug/L	4000	3400	20		08/20/10 10:40	64-17-5	
Ethylbenzene	**728**	ug/L	100	22.0	20		08/20/10 10:40	100-41-4	
Ethyl-tert-butyl ether	ND	ug/L	200	92.0	20		08/20/10 10:40	637-92-3	
Methyl-tert-butyl ether	**88.7J**	ug/L	100	40.0	20		08/20/10 10:40	1634-04-4	
Naphthalene	**817**	ug/L	100	58.0	20		08/20/10 10:40	91-20-3	
Toluene	**2930**	ug/L	500	180	100		08/21/10 15:14	108-88-3	
Xylene (Total)	**8820**	ug/L	1000	270	100		08/21/10 15:14	1330-20-7	
m&p-Xylene	**6540**	ug/L	200	54.0	20		08/20/10 10:40	179601-23-1	
o-Xylene	**2280**	ug/L	500	170	100		08/21/10 15:14	95-47-6	
Dibromofluoromethane (S)	87	%	70-130		20		08/20/10 10:40	1868-53-7	
Toluene-d8 (S)	95	%	70-130		20		08/20/10 10:40	2037-26-5	
4-Bromofluorobenzene (S)	112	%	70-130		20		08/20/10 10:40	460-00-4	
1,2-Dichloroethane-d4 (S)	77	%	70-130		20		08/20/10 10:40	17060-07-0	

This report shall not be reproduced, except in full,
without the written consent of Pace Analytical Services, Inc..

ACCREDITED IN ACCORDANCE WITH nelac

Pace Analytical
www.pacelabs.com

Pace Analytical Services, Inc.
2225 Riverside Dr.
Asheville, NC 28804
(828)254-7176

Pace Analytical Services, Inc.
9800 Kincey Ave. Suite 100
Huntersville, NC 28078
(704)875-9092

ANALYTICAL RESULTS

Project: CLOUD'S CHEVRON
Pace Project No.: 9275793

Sample: MW-22 **Lab ID: 9275793014** Collected: 08/16/10 09:17 Received: 08/18/10 14:40 Matrix: Water

Parameters	Results	Units	Report Limit	MDL	DF	Prepared	Analyzed	CAS No.	Qual
8011 GCS EDB and DBCP	Analytical Method: EPA 8011 Preparation Method: EPA 8011								
1,2-Dibromoethane (EDB)	ND	ug/L	0.020	0.020	1	08/20/10 14:14	08/21/10 03:49	106-93-4	
1-Chloro-2-bromopropane (S)	77	%	60-140		1	08/20/10 14:14	08/21/10 03:49	301-79-56	
8260 MSV Oxygenates	Analytical Method: EPA 8260								
tert-Amyl Alcohol	ND	ug/L	5000	3100	50		08/21/10 22:36	75-85-4	
tert-Amylmethyl ether	ND	ug/L	500	225	50		08/21/10 22:36	994-05-8	
Benzene	**582**	ug/L	250	60.0	50		08/21/10 22:36	71-43-2	
3,3-Dimethyl-1-Butanol	ND	ug/L	5000	2400	50		08/21/10 22:36	624-95-3	
tert-Butyl Alcohol	ND	ug/L	5000	1350	50		08/21/10 22:36	75-65-0	
tert-Butyl Formate	ND	ug/L	2500	450	50		08/21/10 22:36	762-75-4	
1,2-Dibromoethane (EDB)	ND	ug/L	250	180	50		08/21/10 22:36	106-93-4	
1,2-Dichloroethane	ND	ug/L	250	65.0	50		08/21/10 22:36	107-06-2	
Diisopropyl ether	ND	ug/L	250	135	50		08/21/10 22:36	108-20-3	
Ethanol	ND	ug/L	10000	8500	50		08/21/10 22:36	64-17-5	
Ethylbenzene	**1010**	ug/L	250	55.0	50		08/21/10 22:36	100-41-4	
Ethyl-tert-butyl ether	ND	ug/L	500	230	50		08/21/10 22:36	637-92-3	
Methyl-tert-butyl ether	ND	ug/L	250	100	50		08/21/10 22:36	1634-04-4	
Naphthalene	**326**	ug/L	250	145	50		08/21/10 22:36	91-20-3	
Toluene	**5710**	ug/L	250	90.0	50		08/21/10 22:36	108-88-3	
Xylene (Total)	**12800**	ug/L	500	135	50		08/21/10 22:36	1330-20-7	
m&p-Xylene	**8500**	ug/L	500	135	50		08/21/10 22:36	179601-23-1	
o-Xylene	**4250**	ug/L	250	85.0	50		08/21/10 22:36	95-47-6	
Dibromofluoromethane (S)	93	%	70-130		50		08/21/10 22:36	1868-53-7	
Toluene-d8 (S)	94	%	70-130		50		08/21/10 22:36	2037-26-5	
4-Bromofluorobenzene (S)	94	%	70-130		50		08/21/10 22:36	460-00-4	
1,2-Dichloroethane-d4 (S)	90	%	70-130		50		08/21/10 22:36	17060-07-0	

This report shall not be reproduced, except in full,
without the written consent of Pace Analytical Services, Inc..

ACCREDITED IN ACCORDANCE WITH nelac

Pace Analytical®
www.pacelabs.com

Pace Analytical Services, Inc.
2225 Riverside Dr.
Asheville, NC 28804
(828)254-7176

Pace Analytical Services, Inc.
9800 Kincey Ave. Suite 100
Huntersville, NC 28078
(704)875-9092

ANALYTICAL RESULTS

Project: CLOUD'S CHEVRON
Pace Project No.: 9275793

Sample: MW-23 **Lab ID: 9275793015** Collected: 08/12/10 14:05 Received: 08/18/10 14:40 Matrix: Water

Parameters	Results	Units	Report Limit	MDL	DF	Prepared	Analyzed	CAS No.	Qual
8011 GCS EDB and DBCP	Analytical Method: EPA 8011 Preparation Method: EPA 8011								
1,2-Dibromoethane (EDB)	**0.056**	ug/L	0.020	0.020	1	08/20/10 14:14	08/21/10 03:28	106-93-4	C3
1-Chloro-2-bromopropane (S)	106	%	60-140		1	08/20/10 14:14	08/21/10 03:28	301-79-56	
8260 MSV Oxygenates	Analytical Method: EPA 8260								
tert-Amyl Alcohol	**2450**	ug/L	100	62.0	1		08/20/10 04:23	75-85-4	
tert-Amylmethyl ether	**56.5**	ug/L	10.0	4.5	1		08/20/10 04:23	994-05-8	
Benzene	**546**	ug/L	50.0	12.0	10		08/21/10 20:45	71-43-2	
3,3-Dimethyl-1-Butanol	ND	ug/L	100	48.0	1		08/20/10 04:23	624-95-3	
tert-Butyl Alcohol	ND	ug/L	100	27.0	1		08/20/10 04:23	75-65-0	
tert-Butyl Formate	ND	ug/L	50.0	9.0	1		08/20/10 04:23	762-75-4	
1,2-Dibromoethane (EDB)	ND	ug/L	5.0	3.6	1		08/20/10 04:23	106-93-4	
1,2-Dichloroethane	ND	ug/L	5.0	1.3	1		08/20/10 04:23	107-06-2	
Diisopropyl ether	**177**	ug/L	50.0	27.0	10		08/21/10 20:45	108-20-3	
Ethanol	ND	ug/L	200	170	1		08/20/10 04:23	64-17-5	
Ethylbenzene	**31.4**	ug/L	5.0	1.1	1		08/20/10 04:23	100-41-4	
Ethyl-tert-butyl ether	ND	ug/L	10.0	4.6	1		08/20/10 04:23	637-92-3	
Methyl-tert-butyl ether	**268**	ug/L	50.0	20.0	10		08/21/10 20:45	1634-04-4	
Naphthalene	**259**	ug/L	50.0	29.0	10		08/21/10 20:45	91-20-3	
Toluene	**1030**	ug/L	50.0	18.0	10		08/21/10 20:45	108-88-3	
Xylene (Total)	**1790**	ug/L	100	27.0	10		08/21/10 20:45	1330-20-7	
m&p-Xylene	**826**	ug/L	100	27.0	10		08/21/10 20:45	179601-23-1	
o-Xylene	**965**	ug/L	50.0	17.0	10		08/21/10 20:45	95-47-6	
Dibromofluoromethane (S)	93	%	70-130		1		08/20/10 04:23	1868-53-7	
Toluene-d8 (S)	95	%	70-130		1		08/20/10 04:23	2037-26-5	
4-Bromofluorobenzene (S)	97	%	70-130		1		08/20/10 04:23	460-00-4	
1,2-Dichloroethane-d4 (S)	93	%	70-130		1		08/20/10 04:23	17060-07-0	

This report shall not be reproduced, except in full,
without the written consent of Pace Analytical Services, Inc..

ACCREDITED IN ACCORDANCE WITH nelac

Pace Analytical®
www.pacelabs.com

Pace Analytical Services, Inc.
2225 Riverside Dr.
Asheville, NC 28804
(828)254-7176

Pace Analytical Services, Inc.
9800 Kincey Ave. Suite 100
Huntersville, NC 28078
(704)875-9092

ANALYTICAL RESULTS

Project: CLOUD'S CHEVRON
Pace Project No.: 9275793

Sample: MW-24 **Lab ID: 9275793016** Collected: 08/12/10 15:12 Received: 08/18/10 14:40 Matrix: Water

Parameters	Results	Units	Report Limit	MDL	DF	Prepared	Analyzed	CAS No.	Qual
8011 GCS EDB and DBCP	Analytical Method: EPA 8011 Preparation Method: EPA 8011								
1,2-Dibromoethane (EDB)	ND	ug/L	0.020	0.020	1	08/20/10 14:27	08/21/10 10:13	106-93-4	
1-Chloro-2-bromopropane (S)	100	%	60-140		1	08/20/10 14:27	08/21/10 10:13	301-79-56	
8260 MSV Oxygenates	Analytical Method: EPA 8260								
tert-Amyl Alcohol	**73.1J**	ug/L	100	62.0	1		08/20/10 16:23	75-85-4	
tert-Amylmethyl ether	ND	ug/L	10.0	4.5	1		08/20/10 16:23	994-05-8	
Benzene	**22.2**	ug/L	5.0	1.2	1		08/20/10 16:23	71-43-2	
3,3-Dimethyl-1-Butanol	ND	ug/L	100	48.0	1		08/20/10 16:23	624-95-3	
tert-Butyl Alcohol	ND	ug/L	100	27.0	1		08/20/10 16:23	75-65-0	
tert-Butyl Formate	ND	ug/L	50.0	9.0	1		08/20/10 16:23	762-75-4	
1,2-Dibromoethane (EDB)	ND	ug/L	5.0	3.6	1		08/20/10 16:23	106-93-4	
1,2-Dichloroethane	ND	ug/L	5.0	1.3	1		08/20/10 16:23	107-06-2	
Diisopropyl ether	**2.8J**	ug/L	5.0	2.7	1		08/20/10 16:23	108-20-3	
Ethanol	ND	ug/L	200	170	1		08/20/10 16:23	64-17-5	
Ethylbenzene	**9.1**	ug/L	5.0	1.1	1		08/20/10 16:23	100-41-4	
Ethyl-tert-butyl ether	ND	ug/L	10.0	4.6	1		08/20/10 16:23	637-92-3	
Methyl-tert-butyl ether	**8.4**	ug/L	5.0	2.0	1		08/20/10 16:23	1634-04-4	
Naphthalene	**5.8**	ug/L	5.0	2.9	1		08/20/10 16:23	91-20-3	
Toluene	**20.7**	ug/L	5.0	1.8	1		08/20/10 16:23	108-88-3	
Xylene (Total)	**35.7**	ug/L	10.0	2.7	1		08/20/10 16:23	1330-20-7	
m&p-Xylene	**20.0**	ug/L	10.0	2.7	1		08/20/10 16:23	179601-23-1	
o-Xylene	**15.8**	ug/L	5.0	1.7	1		08/20/10 16:23	95-47-6	
Dibromofluoromethane (S)	96	%	70-130		1		08/20/10 16:23	1868-53-7	
Toluene-d8 (S)	93	%	70-130		1		08/20/10 16:23	2037-26-5	
4-Bromofluorobenzene (S)	96	%	70-130		1		08/20/10 16:23	460-00-4	
1,2-Dichloroethane-d4 (S)	94	%	70-130		1		08/20/10 16:23	17060-07-0	

This report shall not be reproduced, except in full,
without the written consent of Pace Analytical Services, Inc..

ACCREDITED IN ACCORDANCE WITH NELAC

Pace Analytical®
www.pacelabs.com

Pace Analytical Services, Inc.
2225 Riverside Dr.
Asheville, NC 28804
(828)254-7176

Pace Analytical Services, Inc.
9800 Kincey Ave. Suite 100
Huntersville, NC 28078
(704)875-9092

ANALYTICAL RESULTS

Project: CLOUD'S CHEVRON
Pace Project No.: 9275793

Sample: MW-25 **Lab ID: 9275793017** Collected: 08/16/10 08:57 Received: 08/18/10 14:40 Matrix: Water

Parameters	Results	Units	Report Limit	MDL	DF	Prepared	Analyzed	CAS No.	Qual
8011 GCS EDB and DBCP	Analytical Method: EPA 8011 Preparation Method: EPA 8011								
1,2-Dibromoethane (EDB)	ND	ug/L	0.020	0.020	1	08/20/10 14:27	08/21/10 11:13	106-93-4	
1-Chloro-2-bromopropane (S)	70	%	60-140		1	08/20/10 14:27	08/21/10 11:13	301-79-56	
8260 MSV Oxygenates	Analytical Method: EPA 8260								
tert-Amyl Alcohol	**1120**	ug/L	250	155	2.5		08/20/10 05:23	75-85-4	
tert-Amylmethyl ether	ND	ug/L	25.0	11.2	2.5		08/20/10 05:23	994-05-8	
Benzene	**69.6**	ug/L	12.5	3.0	2.5		08/20/10 05:23	71-43-2	
3,3-Dimethyl-1-Butanol	ND	ug/L	250	120	2.5		08/20/10 05:23	624-95-3	
tert-Butyl Alcohol	ND	ug/L	250	67.5	2.5		08/20/10 05:23	75-65-0	
tert-Butyl Formate	ND	ug/L	125	22.5	2.5		08/20/10 05:23	762-75-4	
1,2-Dibromoethane (EDB)	ND	ug/L	12.5	9.0	2.5		08/20/10 05:23	106-93-4	
1,2-Dichloroethane	ND	ug/L	12.5	3.2	2.5		08/20/10 05:23	107-06-2	
Diisopropyl ether	ND	ug/L	12.5	6.8	2.5		08/20/10 05:23	108-20-3	
Ethanol	ND	ug/L	500	425	2.5		08/20/10 05:23	64-17-5	
Ethylbenzene	**1700**	ug/L	250	55.0	50		08/21/10 16:46	100-41-4	
Ethyl-tert-butyl ether	ND	ug/L	25.0	11.5	2.5		08/20/10 05:23	637-92-3	
Methyl-tert-butyl ether	ND	ug/L	12.5	5.0	2.5		08/20/10 05:23	1634-04-4	
Naphthalene	**1080**	ug/L	250	145	50		08/21/10 16:46	91-20-3	
Toluene	**3730**	ug/L	250	90.0	50		08/21/10 16:46	108-88-3	
Xylene (Total)	**11700**	ug/L	500	135	50		08/21/10 16:46	1330-20-7	
m&p-Xylene	**8350**	ug/L	500	135	50		08/21/10 16:46	179601-23-1	
o-Xylene	**3350**	ug/L	250	85.0	50		08/21/10 16:46	95-47-6	
Dibromofluoromethane (S)	89	%	70-130		2.5		08/20/10 05:23	1868-53-7	
Toluene-d8 (S)	95	%	70-130		2.5		08/20/10 05:23	2037-26-5	
4-Bromofluorobenzene (S)	115	%	70-130		2.5		08/20/10 05:23	460-00-4	
1,2-Dichloroethane-d4 (S)	86	%	70-130		2.5		08/20/10 05:23	17060-07-0	

This report shall not be reproduced, except in full,
without the written consent of Pace Analytical Services, Inc..

ACCREDITED IN ACCORDANCE WITH nelac

Pace Analytical
www.pacelabs.com

Pace Analytical Services, Inc.
2225 Riverside Dr.
Asheville, NC 28804
(828)254-7176

Pace Analytical Services, Inc.
9800 Kincey Ave. Suite 100
Huntersville, NC 28078
(704)875-9092

ANALYTICAL RESULTS

Project: CLOUD'S CHEVRON
Pace Project No.: 9275793

Sample: MW-26 **Lab ID: 9275793018** Collected: 08/16/10 08:06 Received: 08/18/10 14:40 Matrix: Water

Parameters	Results	Units	Report Limit	MDL	DF	Prepared	Analyzed	CAS No.	Qual
8011 GCS EDB and DBCP	Analytical Method: EPA 8011 Preparation Method: EPA 8011								
1,2-Dibromoethane (EDB)	ND	ug/L	0.020	0.020	1	08/20/10 14:27	08/21/10 11:34	106-93-4	
1-Chloro-2-bromopropane (S)	90	%	60-140		1	08/20/10 14:27	08/21/10 11:34	301-79-56	
8260 MSV Oxygenates	Analytical Method: EPA 8260								
tert-Amyl Alcohol	ND	ug/L	100	62.0	1		08/20/10 05:00	75-85-4	
tert-Amylmethyl ether	ND	ug/L	10.0	4.5	1		08/20/10 05:00	994-05-8	
Benzene	ND	ug/L	5.0	1.2	1		08/20/10 05:00	71-43-2	
3,3-Dimethyl-1-Butanol	ND	ug/L	100	48.0	1		08/20/10 05:00	624-95-3	
tert-Butyl Alcohol	ND	ug/L	100	27.0	1		08/20/10 05:00	75-65-0	
tert-Butyl Formate	ND	ug/L	50.0	9.0	1		08/20/10 05:00	762-75-4	
1,2-Dibromoethane (EDB)	ND	ug/L	5.0	3.6	1		08/20/10 05:00	106-93-4	
1,2-Dichloroethane	ND	ug/L	5.0	1.3	1		08/20/10 05:00	107-06-2	
Diisopropyl ether	ND	ug/L	5.0	2.7	1		08/20/10 05:00	108-20-3	
Ethanol	ND	ug/L	200	170	1		08/20/10 05:00	64-17-5	
Ethylbenzene	ND	ug/L	5.0	1.1	1		08/20/10 05:00	100-41-4	
Ethyl-tert-butyl ether	ND	ug/L	10.0	4.6	1		08/20/10 05:00	637-92-3	
Methyl-tert-butyl ether	ND	ug/L	5.0	2.0	1		08/20/10 05:00	1634-04-4	
Naphthalene	**3.2J**	ug/L	5.0	2.9	1		08/20/10 05:00	91-20-3	
Toluene	ND	ug/L	5.0	1.8	1		08/20/10 05:00	108-88-3	
Xylene (Total)	ND	ug/L	10.0	2.7	1		08/20/10 05:00	1330-20-7	
m&p-Xylene	ND	ug/L	10.0	2.7	1		08/20/10 05:00	179601-23-1	
o-Xylene	ND	ug/L	5.0	1.7	1		08/20/10 05:00	95-47-6	
Dibromofluoromethane (S)	96	%	70-130		1		08/20/10 05:00	1868-53-7	
Toluene-d8 (S)	95	%	70-130		1		08/20/10 05:00	2037-26-5	
4-Bromofluorobenzene (S)	93	%	70-130		1		08/20/10 05:00	460-00-4	
1,2-Dichloroethane-d4 (S)	93	%	70-130		1		08/20/10 05:00	17060-07-0	

This report shall not be reproduced, except in full,
without the written consent of Pace Analytical Services, Inc..

ACCREDITED IN ACCORDANCE WITH nelac

Pace Analytical®
www.pacelabs.com

Pace Analytical Services, Inc.
2225 Riverside Dr.
Asheville, NC 28804
(828)254-7176

Pace Analytical Services, Inc.
9800 Kincey Ave. Suite 100
Huntersville, NC 28078
(704)875-9092

ANALYTICAL RESULTS

Project: CLOUD'S CHEVRON
Pace Project No.: 9275793

Sample: MW-31 **Lab ID: 9275793019** Collected: 08/11/10 13:30 Received: 08/18/10 14:40 Matrix: Water

Parameters	Results	Units	Report Limit	MDL	DF	Prepared	Analyzed	CAS No.	Qual
8011 GCS EDB and DBCP	Analytical Method: EPA 8011 Preparation Method: EPA 8011								
1,2-Dibromoethane (EDB)	ND	ug/L	0.020	0.020	1	08/20/10 14:25	08/21/10 05:50	106-93-4	
1-Chloro-2-bromopropane (S)	100	%	60-140		1	08/20/10 14:25	08/21/10 05:50	301-79-56	
8260 MSV Oxygenates	Analytical Method: EPA 8260								
tert-Amyl Alcohol	ND	ug/L	100	62.0	1		08/21/10 13:41	75-85-4	
tert-Amylmethyl ether	ND	ug/L	10.0	4.5	1		08/21/10 13:41	994-05-8	
Benzene	ND	ug/L	5.0	1.2	1		08/21/10 13:41	71-43-2	
3,3-Dimethyl-1-Butanol	ND	ug/L	100	48.0	1		08/21/10 13:41	624-95-3	
tert-Butyl Alcohol	ND	ug/L	100	27.0	1		08/21/10 13:41	75-65-0	
tert-Butyl Formate	ND	ug/L	50.0	9.0	1		08/21/10 13:41	762-75-4	
1,2-Dibromoethane (EDB)	ND	ug/L	5.0	3.6	1		08/21/10 13:41	106-93-4	
1,2-Dichloroethane	ND	ug/L	5.0	1.3	1		08/21/10 13:41	107-06-2	
Diisopropyl ether	ND	ug/L	5.0	2.7	1		08/21/10 13:41	108-20-3	
Ethanol	ND	ug/L	200	170	1		08/21/10 13:41	64-17-5	
Ethylbenzene	**3.0J**	ug/L	5.0	1.1	1		08/21/10 13:41	100-41-4	
Ethyl-tert-butyl ether	ND	ug/L	10.0	4.6	1		08/21/10 13:41	637-92-3	
Methyl-tert-butyl ether	ND	ug/L	5.0	2.0	1		08/21/10 13:41	1634-04-4	
Naphthalene	ND	ug/L	5.0	2.9	1		08/21/10 13:41	91-20-3	
Toluene	ND	ug/L	5.0	1.8	1		08/21/10 13:41	108-88-3	
Xylene (Total)	ND	ug/L	10.0	2.7	1		08/21/10 13:41	1330-20-7	
m&p-Xylene	ND	ug/L	10.0	2.7	1		08/21/10 13:41	179601-23-1	
o-Xylene	ND	ug/L	5.0	1.7	1		08/21/10 13:41	95-47-6	
Dibromofluoromethane (S)	99	%	70-130		1		08/21/10 13:41	1868-53-7	
Toluene-d8 (S)	92	%	70-130		1		08/21/10 13:41	2037-26-5	
4-Bromofluorobenzene (S)	91	%	70-130		1		08/21/10 13:41	460-00-4	
1,2-Dichloroethane-d4 (S)	92	%	70-130		1		08/21/10 13:41	17060-07-0	

This report shall not be reproduced, except in full,
without the written consent of Pace Analytical Services, Inc..

ACCREDITED IN ACCORDANCE WITH nelac

Pace Analytical®
www.pacelabs.com

Pace Analytical Services, Inc.
2225 Riverside Dr.
Asheville, NC 28804
(828)254-7176

Pace Analytical Services, Inc.
9800 Kincey Ave. Suite 100
Huntersville, NC 28078
(704)875-9092

ANALYTICAL RESULTS

Project: CLOUD'S CHEVRON
Pace Project No.: 9275793

Sample: MW-32 **Lab ID: 9275793020** Collected: 08/11/10 14:15 Received: 08/18/10 14:40 Matrix: Water

Parameters	Results	Units	Report Limit	MDL	DF	Prepared	Analyzed	CAS No.	Qual
8011 GCS EDB and DBCP	Analytical Method: EPA 8011 Preparation Method: EPA 8011								
1,2-Dibromoethane (EDB)	ND	ug/L	0.020	0.020	1	08/20/10 14:25	08/21/10 06:10	106-93-4	
1-Chloro-2-bromopropane (S)	100	%	60-140		1	08/20/10 14:25	08/21/10 06:10	301-79-56	
8260 MSV Oxygenates	Analytical Method: EPA 8260								
tert-Amyl Alcohol	ND	ug/L	100	62.0	1		08/20/10 05:19	75-85-4	
tert-Amylmethyl ether	ND	ug/L	10.0	4.5	1		08/20/10 05:19	994-05-8	
Benzene	ND	ug/L	5.0	1.2	1		08/20/10 05:19	71-43-2	
3,3-Dimethyl-1-Butanol	ND	ug/L	100	48.0	1		08/20/10 05:19	624-95-3	
tert-Butyl Alcohol	ND	ug/L	100	27.0	1		08/20/10 05:19	75-65-0	
tert-Butyl Formate	ND	ug/L	50.0	9.0	1		08/20/10 05:19	762-75-4	
1,2-Dibromoethane (EDB)	ND	ug/L	5.0	3.6	1		08/20/10 05:19	106-93-4	
1,2-Dichloroethane	ND	ug/L	5.0	1.3	1		08/20/10 05:19	107-06-2	
Diisopropyl ether	ND	ug/L	5.0	2.7	1		08/20/10 05:19	108-20-3	
Ethanol	ND	ug/L	200	170	1		08/20/10 05:19	64-17-5	
Ethylbenzene	**1.2J**	ug/L	5.0	1.1	1		08/20/10 05:19	100-41-4	
Ethyl-tert-butyl ether	ND	ug/L	10.0	4.6	1		08/20/10 05:19	637-92-3	
Methyl-tert-butyl ether	ND	ug/L	5.0	2.0	1		08/20/10 05:19	1634-04-4	
Naphthalene	ND	ug/L	5.0	2.9	1		08/20/10 05:19	91-20-3	
Toluene	ND	ug/L	5.0	1.8	1		08/20/10 05:19	108-88-3	
Xylene (Total)	**5.9J**	ug/L	10.0	2.7	1		08/20/10 05:19	1330-20-7	
m&p-Xylene	**3.7J**	ug/L	10.0	2.7	1		08/20/10 05:19	179601-23-1	
o-Xylene	**2.1J**	ug/L	5.0	1.7	1		08/20/10 05:19	95-47-6	
Dibromofluoromethane (S)	97	%	70-130		1		08/20/10 05:19	1868-53-7	
Toluene-d8 (S)	95	%	70-130		1		08/20/10 05:19	2037-26-5	
4-Bromofluorobenzene (S)	94	%	70-130		1		08/20/10 05:19	460-00-4	
1,2-Dichloroethane-d4 (S)	96	%	70-130		1		08/20/10 05:19	17060-07-0	

This report shall not be reproduced, except in full,
without the written consent of Pace Analytical Services, Inc..

ACCREDITED IN ACCORDANCE WITH nelac

Pace Analytical®
www.pacelabs.com

Pace Analytical Services, Inc.
2225 Riverside Dr.
Asheville, NC 28804
(828)254-7176

Pace Analytical Services, Inc.
9800 Kincey Ave. Suite 100
Huntersville, NC 28078
(704)875-9092

ANALYTICAL RESULTS

Project: CLOUD'S CHEVRON
Pace Project No.: 9275793

Sample: MW-33 **Lab ID: 9275793021** Collected: 08/11/10 14:21 Received: 08/18/10 14:40 Matrix: Water

Parameters	Results	Units	Report Limit	MDL	DF	Prepared	Analyzed	CAS No.	Qual
8011 GCS EDB and DBCP	Analytical Method: EPA 8011 Preparation Method: EPA 8011								
1,2-Dibromoethane (EDB)	ND	ug/L	0.020	0.020	1	08/20/10 14:26	08/21/10 06:51	106-93-4	
1-Chloro-2-bromopropane (S)	89	%	60-140		1	08/20/10 14:26	08/21/10 06:51	301-79-56	
8260 MSV Oxygenates	Analytical Method: EPA 8260								
tert-Amyl Alcohol	ND	ug/L	100	62.0	1		08/20/10 05:37	75-85-4	
tert-Amylmethyl ether	ND	ug/L	10.0	4.5	1		08/20/10 05:37	994-05-8	
Benzene	**3.1J**	ug/L	5.0	1.2	1		08/20/10 05:37	71-43-2	
3,3-Dimethyl-1-Butanol	ND	ug/L	100	48.0	1		08/20/10 05:37	624-95-3	
tert-Butyl Alcohol	ND	ug/L	100	27.0	1		08/20/10 05:37	75-65-0	
tert-Butyl Formate	ND	ug/L	50.0	9.0	1		08/20/10 05:37	762-75-4	
1,2-Dibromoethane (EDB)	ND	ug/L	5.0	3.6	1		08/20/10 05:37	106-93-4	
1,2-Dichloroethane	ND	ug/L	5.0	1.3	1		08/20/10 05:37	107-06-2	
Diisopropyl ether	ND	ug/L	5.0	2.7	1		08/20/10 05:37	108-20-3	
Ethanol	ND	ug/L	200	170	1		08/20/10 05:37	64-17-5	
Ethylbenzene	ND	ug/L	5.0	1.1	1		08/20/10 05:37	100-41-4	
Ethyl-tert-butyl ether	ND	ug/L	10.0	4.6	1		08/20/10 05:37	637-92-3	
Methyl-tert-butyl ether	ND	ug/L	5.0	2.0	1		08/20/10 05:37	1634-04-4	
Naphthalene	ND	ug/L	5.0	2.9	1		08/20/10 05:37	91-20-3	
Toluene	**4.6J**	ug/L	5.0	1.8	1		08/20/10 05:37	108-88-3	
Xylene (Total)	**2.8J**	ug/L	10.0	2.7	1		08/20/10 05:37	1330-20-7	
m&p-Xylene	ND	ug/L	10.0	2.7	1		08/20/10 05:37	179601-23-1	
o-Xylene	**1.8J**	ug/L	5.0	1.7	1		08/20/10 05:37	95-47-6	
Dibromofluoromethane (S)	96	%	70-130		1		08/20/10 05:37	1868-53-7	
Toluene-d8 (S)	95	%	70-130		1		08/20/10 05:37	2037-26-5	
4-Bromofluorobenzene (S)	94	%	70-130		1		08/20/10 05:37	460-00-4	
1,2-Dichloroethane-d4 (S)	93	%	70-130		1		08/20/10 05:37	17060-07-0	

This report shall not be reproduced, except in full,
without the written consent of Pace Analytical Services, Inc..

ACCREDITED IN ACCORDANCE WITH nelac

Pace Analytical®
www.pacelabs.com

Pace Analytical Services, Inc.
2225 Riverside Dr.
Asheville, NC 28804
(828)254-7176

Pace Analytical Services, Inc.
9800 Kincey Ave. Suite 100
Huntersville, NC 28078
(704)875-9092

ANALYTICAL RESULTS

Project: CLOUD'S CHEVRON
Pace Project No.: 9275793

Sample: MW-34 **Lab ID: 9275793022** Collected: 08/11/10 14:00 Received: 08/18/10 14:40 Matrix: Water

Parameters	Results	Units	Report Limit	MDL	DF	Prepared	Analyzed	CAS No.	Qual
8011 GCS EDB and DBCP	Analytical Method: EPA 8011 Preparation Method: EPA 8011								
1,2-Dibromoethane (EDB)	ND	ug/L	0.020	0.020	1	08/20/10 14:26	08/21/10 07:11	106-93-4	
1-Chloro-2-bromopropane (S)	90	%	60-140		1	08/20/10 14:26	08/21/10 07:11	301-79-56	
8260 MSV Oxygenates	Analytical Method: EPA 8260								
tert-Amyl Alcohol	ND	ug/L	100	62.0	1		08/21/10 14:00	75-85-4	
tert-Amylmethyl ether	ND	ug/L	10.0	4.5	1		08/21/10 14:00	994-05-8	
Benzene	ND	ug/L	5.0	1.2	1		08/21/10 14:00	71-43-2	
3,3-Dimethyl-1-Butanol	ND	ug/L	100	48.0	1		08/21/10 14:00	624-95-3	
tert-Butyl Alcohol	ND	ug/L	100	27.0	1		08/21/10 14:00	75-65-0	
tert-Butyl Formate	ND	ug/L	50.0	9.0	1		08/21/10 14:00	762-75-4	
1,2-Dibromoethane (EDB)	ND	ug/L	5.0	3.6	1		08/21/10 14:00	106-93-4	
1,2-Dichloroethane	ND	ug/L	5.0	1.3	1		08/21/10 14:00	107-06-2	
Diisopropyl ether	ND	ug/L	5.0	2.7	1		08/21/10 14:00	108-20-3	
Ethanol	ND	ug/L	200	170	1		08/21/10 14:00	64-17-5	
Ethylbenzene	ND	ug/L	5.0	1.1	1		08/21/10 14:00	100-41-4	
Ethyl-tert-butyl ether	ND	ug/L	10.0	4.6	1		08/21/10 14:00	637-92-3	
Methyl-tert-butyl ether	ND	ug/L	5.0	2.0	1		08/21/10 14:00	1634-04-4	
Naphthalene	ND	ug/L	5.0	2.9	1		08/21/10 14:00	91-20-3	
Toluene	ND	ug/L	5.0	1.8	1		08/21/10 14:00	108-88-3	
Xylene (Total)	ND	ug/L	10.0	2.7	1		08/21/10 14:00	1330-20-7	
m&p-Xylene	ND	ug/L	10.0	2.7	1		08/21/10 14:00	179601-23-1	
o-Xylene	ND	ug/L	5.0	1.7	1		08/21/10 14:00	95-47-6	
Dibromofluoromethane (S)	97	%	70-130		1		08/21/10 14:00	1868-53-7	
Toluene-d8 (S)	92	%	70-130		1		08/21/10 14:00	2037-26-5	
4-Bromofluorobenzene (S)	92	%	70-130		1		08/21/10 14:00	460-00-4	
1,2-Dichloroethane-d4 (S)	93	%	70-130		1		08/21/10 14:00	17060-07-0	

This report shall not be reproduced, except in full,
without the written consent of Pace Analytical Services, Inc..

ACCREDITED IN ACCORDANCE WITH nelac

Pace Analytical®
www.pacelabs.com

Pace Analytical Services, Inc.
2225 Riverside Dr.
Asheville, NC 28804
(828)254-7176

Pace Analytical Services, Inc.
9800 Kincey Ave. Suite 100
Huntersville, NC 28078
(704)875-9092

ANALYTICAL RESULTS

Project: CLOUD'S CHEVRON
Pace Project No.: 9275793

Sample: MW-35 **Lab ID: 9275793023** Collected: 08/11/10 15:15 Received: 08/18/10 14:40 Matrix: Water

Parameters	Results	Units	Report Limit	MDL	DF	Prepared	Analyzed	CAS No.	Qual
8011 GCS EDB and DBCP	Analytical Method: EPA 8011 Preparation Method: EPA 8011								
1,2-Dibromoethane (EDB)	ND	ug/L	0.020	0.020	1	08/20/10 14:26	08/21/10 07:31	106-93-4	
1-Chloro-2-bromopropane (S)	99	%	60-140		1	08/20/10 14:26	08/21/10 07:31	301-79-56	
8260 MSV Oxygenates	Analytical Method: EPA 8260								
tert-Amyl Alcohol	ND	ug/L	100	62.0	1		08/23/10 20:46	75-85-4	
tert-Amylmethyl ether	ND	ug/L	10.0	4.5	1		08/23/10 20:46	994-05-8	
Benzene	**27.9**	ug/L	5.0	1.2	1		08/23/10 20:46	71-43-2	
3,3-Dimethyl-1-Butanol	ND	ug/L	100	48.0	1		08/23/10 20:46	624-95-3	
tert-Butyl Alcohol	ND	ug/L	100	27.0	1		08/23/10 20:46	75-65-0	
tert-Butyl Formate	ND	ug/L	50.0	9.0	1		08/23/10 20:46	762-75-4	
1,2-Dibromoethane (EDB)	ND	ug/L	5.0	3.6	1		08/23/10 20:46	106-93-4	
1,2-Dichloroethane	ND	ug/L	5.0	1.3	1		08/23/10 20:46	107-06-2	
Diisopropyl ether	ND	ug/L	5.0	2.7	1		08/23/10 20:46	108-20-3	
Ethanol	ND	ug/L	200	170	1		08/23/10 20:46	64-17-5	
Ethylbenzene	**62.7**	ug/L	5.0	1.1	1		08/23/10 20:46	100-41-4	
Ethyl-tert-butyl ether	ND	ug/L	10.0	4.6	1		08/23/10 20:46	637-92-3	
Methyl-tert-butyl ether	ND	ug/L	5.0	2.0	1		08/23/10 20:46	1634-04-4	
Naphthalene	**58.1**	ug/L	5.0	2.9	1		08/23/10 20:46	91-20-3	
Toluene	**185**	ug/L	5.0	1.8	1		08/23/10 20:46	108-88-3	
Xylene (Total)	**386**	ug/L	10.0	2.7	1		08/23/10 20:46	1330-20-7	
m&p-Xylene	**257**	ug/L	10.0	2.7	1		08/23/10 20:46	179601-23-1	
o-Xylene	**128**	ug/L	5.0	1.7	1		08/23/10 20:46	95-47-6	
Dibromofluoromethane (S)	100	%	70-130		1		08/23/10 20:46	1868-53-7	
Toluene-d8 (S)	100	%	70-130		1		08/23/10 20:46	2037-26-5	
4-Bromofluorobenzene (S)	101	%	70-130		1		08/23/10 20:46	460-00-4	
1,2-Dichloroethane-d4 (S)	104	%	70-130		1		08/23/10 20:46	17060-07-0	

This report shall not be reproduced, except in full,
without the written consent of Pace Analytical Services, Inc..

ACCREDITED IN ACCORDANCE WITH NELAC

Pace Analytical®
www.pacelabs.com

Pace Analytical Services, Inc.
2225 Riverside Dr.
Asheville, NC 28804
(828)254-7176

Pace Analytical Services, Inc.
9800 Kincey Ave. Suite 100
Huntersville, NC 28078
(704)875-9092

ANALYTICAL RESULTS

Project: CLOUD'S CHEVRON
Pace Project No.: 9275793

Sample: MW-36 **Lab ID: 9275793024** Collected: 08/11/10 14:05 Received: 08/18/10 14:40 Matrix: Water

Parameters	Results	Units	Report Limit	MDL	DF	Prepared	Analyzed	CAS No.	Qual
8011 GCS EDB and DBCP	Analytical Method: EPA 8011 Preparation Method: EPA 8011								
1,2-Dibromoethane (EDB)	ND	ug/L	0.020	0.020	1	08/20/10 14:27	08/21/10 07:51	106-93-4	
1-Chloro-2-bromopropane (S)	93	%	60-140		1	08/20/10 14:27	08/21/10 07:51	301-79-56	
8260 MSV Oxygenates	Analytical Method: EPA 8260								
tert-Amyl Alcohol	ND	ug/L	100	62.0	1		08/20/10 05:55	75-85-4	
tert-Amylmethyl ether	ND	ug/L	10.0	4.5	1		08/20/10 05:55	994-05-8	
Benzene	ND	ug/L	5.0	1.2	1		08/20/10 05:55	71-43-2	
3,3-Dimethyl-1-Butanol	ND	ug/L	100	48.0	1		08/20/10 05:55	624-95-3	
tert-Butyl Alcohol	ND	ug/L	100	27.0	1		08/20/10 05:55	75-65-0	
tert-Butyl Formate	ND	ug/L	50.0	9.0	1		08/20/10 05:55	762-75-4	
1,2-Dibromoethane (EDB)	ND	ug/L	5.0	3.6	1		08/20/10 05:55	106-93-4	
1,2-Dichloroethane	ND	ug/L	5.0	1.3	1		08/20/10 05:55	107-06-2	
Diisopropyl ether	ND	ug/L	5.0	2.7	1		08/20/10 05:55	108-20-3	
Ethanol	ND	ug/L	200	170	1		08/20/10 05:55	64-17-5	
Ethylbenzene	ND	ug/L	5.0	1.1	1		08/20/10 05:55	100-41-4	
Ethyl-tert-butyl ether	ND	ug/L	10.0	4.6	1		08/20/10 05:55	637-92-3	
Methyl-tert-butyl ether	ND	ug/L	5.0	2.0	1		08/20/10 05:55	1634-04-4	
Naphthalene	ND	ug/L	5.0	2.9	1		08/20/10 05:55	91-20-3	
Toluene	ND	ug/L	5.0	1.8	1		08/20/10 05:55	108-88-3	
Xylene (Total)	ND	ug/L	10.0	2.7	1		08/20/10 05:55	1330-20-7	
m&p-Xylene	ND	ug/L	10.0	2.7	1		08/20/10 05:55	179601-23-1	
o-Xylene	ND	ug/L	5.0	1.7	1		08/20/10 05:55	95-47-6	
Dibromofluoromethane (S)	97	%	70-130		1		08/20/10 05:55	1868-53-7	
Toluene-d8 (S)	94	%	70-130		1		08/20/10 05:55	2037-26-5	
4-Bromofluorobenzene (S)	93	%	70-130		1		08/20/10 05:55	460-00-4	
1,2-Dichloroethane-d4 (S)	93	%	70-130		1		08/20/10 05:55	17060-07-0	

This report shall not be reproduced, except in full,
without the written consent of Pace Analytical Services, Inc..

ACCREDITED IN ACCORDANCE WITH nelac

Pace Analytical®
www.pacelabs.com

Pace Analytical Services, Inc.
2225 Riverside Dr.
Asheville, NC 28804
(828)254-7176

Pace Analytical Services, Inc.
9800 Kincey Ave. Suite 100
Huntersville, NC 28078
(704)875-9092

ANALYTICAL RESULTS

Project: CLOUD'S CHEVRON
Pace Project No.: 9275793

Sample: MW-37 **Lab ID: 9275793025** Collected: 08/16/10 16:37 Received: 08/18/10 14:40 Matrix: Water

Parameters	Results	Units	Report Limit	MDL	DF	Prepared	Analyzed	CAS No.	Qual
8011 GCS EDB and DBCP	Analytical Method: EPA 8011 Preparation Method: EPA 8011								
1,2-Dibromoethane (EDB)	ND	ug/L	0.020	0.020	1	08/20/10 14:28	08/21/10 11:54	106-93-4	
1-Chloro-2-bromopropane (S)	82	%	60-140		1	08/20/10 14:28	08/21/10 11:54	301-79-56	
8260 MSV Oxygenates	Analytical Method: EPA 8260								
tert-Amyl Alcohol	ND	ug/L	100	62.0	1		08/21/10 12:46	75-85-4	
tert-Amylmethyl ether	ND	ug/L	10.0	4.5	1		08/21/10 12:46	994-05-8	
Benzene	ND	ug/L	5.0	1.2	1		08/21/10 12:46	71-43-2	
3,3-Dimethyl-1-Butanol	ND	ug/L	100	48.0	1		08/21/10 12:46	624-95-3	
tert-Butyl Alcohol	ND	ug/L	100	27.0	1		08/21/10 12:46	75-65-0	
tert-Butyl Formate	ND	ug/L	50.0	9.0	1		08/21/10 12:46	762-75-4	
1,2-Dibromoethane (EDB)	ND	ug/L	5.0	3.6	1		08/21/10 12:46	106-93-4	
1,2-Dichloroethane	ND	ug/L	5.0	1.3	1		08/21/10 12:46	107-06-2	
Diisopropyl ether	ND	ug/L	5.0	2.7	1		08/21/10 12:46	108-20-3	
Ethanol	ND	ug/L	200	170	1		08/21/10 12:46	64-17-5	
Ethylbenzene	**5.3**	ug/L	5.0	1.1	1		08/21/10 12:46	100-41-4	
Ethyl-tert-butyl ether	ND	ug/L	10.0	4.6	1		08/21/10 12:46	637-92-3	
Methyl-tert-butyl ether	ND	ug/L	5.0	2.0	1		08/21/10 12:46	1634-04-4	
Naphthalene	**4.2J**	ug/L	5.0	2.9	1		08/21/10 12:46	91-20-3	
Toluene	**2.3J**	ug/L	5.0	1.8	1		08/21/10 12:46	108-88-3	
Xylene (Total)	**18.2**	ug/L	10.0	2.7	1		08/21/10 12:46	1330-20-7	
m&p-Xylene	**11.7**	ug/L	10.0	2.7	1		08/21/10 12:46	179601-23-1	
o-Xylene	**6.5**	ug/L	5.0	1.7	1		08/21/10 12:46	95-47-6	
Dibromofluoromethane (S)	97	%	70-130		1		08/21/10 12:46	1868-53-7	
Toluene-d8 (S)	93	%	70-130		1		08/21/10 12:46	2037-26-5	
4-Bromofluorobenzene (S)	93	%	70-130		1		08/21/10 12:46	460-00-4	
1,2-Dichloroethane-d4 (S)	92	%	70-130		1		08/21/10 12:46	17060-07-0	

This report shall not be reproduced, except in full,
without the written consent of Pace Analytical Services, Inc..

ACCREDITED IN ACCORDANCE WITH nelac

Pace Analytical®
www.pacelabs.com

Pace Analytical Services, Inc.
2225 Riverside Dr.
Asheville, NC 28804
(828)254-7176

Pace Analytical Services, Inc.
9800 Kincey Ave. Suite 100
Huntersville, NC 28078
(704)875-9092

ANALYTICAL RESULTS

Project: CLOUD'S CHEVRON
Pace Project No.: 9275793

Sample: MW-39 **Lab ID: 9275793026** Collected: 08/16/10 15:56 Received: 08/18/10 14:40 Matrix: Water

Parameters	Results	Units	Report Limit	MDL	DF	Prepared	Analyzed	CAS No.	Qual
8011 GCS EDB and DBCP	Analytical Method: EPA 8011 Preparation Method: EPA 8011								
1,2-Dibromoethane (EDB)	ND	ug/L	0.020	0.020	1	08/20/10 14:28	08/21/10 12:14	106-93-4	
1-Chloro-2-bromopropane (S)	94	%	60-140		1	08/20/10 14:28	08/21/10 12:14	301-79-56	
8260 MSV Oxygenates	Analytical Method: EPA 8260								
tert-Amyl Alcohol	ND	ug/L	100	62.0	1		08/21/10 14:37	75-85-4	
tert-Amylmethyl ether	ND	ug/L	10.0	4.5	1		08/21/10 14:37	994-05-8	
Benzene	ND	ug/L	5.0	1.2	1		08/21/10 14:37	71-43-2	
3,3-Dimethyl-1-Butanol	ND	ug/L	100	48.0	1		08/21/10 14:37	624-95-3	
tert-Butyl Alcohol	ND	ug/L	100	27.0	1		08/21/10 14:37	75-65-0	
tert-Butyl Formate	ND	ug/L	50.0	9.0	1		08/21/10 14:37	762-75-4	
1,2-Dibromoethane (EDB)	ND	ug/L	5.0	3.6	1		08/21/10 14:37	106-93-4	
1,2-Dichloroethane	ND	ug/L	5.0	1.3	1		08/21/10 14:37	107-06-2	
Diisopropyl ether	ND	ug/L	5.0	2.7	1		08/21/10 14:37	108-20-3	
Ethanol	ND	ug/L	200	170	1		08/21/10 14:37	64-17-5	
Ethylbenzene	**16.3**	ug/L	5.0	1.1	1		08/21/10 14:37	100-41-4	
Ethyl-tert-butyl ether	ND	ug/L	10.0	4.6	1		08/21/10 14:37	637-92-3	
Methyl-tert-butyl ether	ND	ug/L	5.0	2.0	1		08/21/10 14:37	1634-04-4	
Naphthalene	**14.8**	ug/L	5.0	2.9	1		08/21/10 14:37	91-20-3	
Toluene	**19.5**	ug/L	5.0	1.8	1		08/21/10 14:37	108-88-3	
Xylene (Total)	**92.7**	ug/L	10.0	2.7	1		08/21/10 14:37	1330-20-7	
m&p-Xylene	**63.2**	ug/L	10.0	2.7	1		08/21/10 14:37	179601-23-1	
o-Xylene	**29.5**	ug/L	5.0	1.7	1		08/21/10 14:37	95-47-6	
Dibromofluoromethane (S)	97	%	70-130		1		08/21/10 14:37	1868-53-7	
Toluene-d8 (S)	92	%	70-130		1		08/21/10 14:37	2037-26-5	
4-Bromofluorobenzene (S)	94	%	70-130		1		08/21/10 14:37	460-00-4	
1,2-Dichloroethane-d4 (S)	92	%	70-130		1		08/21/10 14:37	17060-07-0	

This report shall not be reproduced, except in full,
without the written consent of Pace Analytical Services, Inc..

ACCREDITED IN ACCORDANCE WITH nelac

Pace Analytical®
www.pacelabs.com

Pace Analytical Services, Inc.
2225 Riverside Dr.
Asheville, NC 28804
(828)254-7176

Pace Analytical Services, Inc.
9800 Kincey Ave. Suite 100
Huntersville, NC 28078
(704)875-9092

ANALYTICAL RESULTS

Project: CLOUD'S CHEVRON
Pace Project No.: 9275793

Sample: MW-40 **Lab ID: 9275793027** Collected: 08/16/10 15:47 Received: 08/18/10 14:40 Matrix: Water

Parameters	Results	Units	Report Limit	MDL	DF	Prepared	Analyzed	CAS No.	Qual
8011 GCS EDB and DBCP	Analytical Method: EPA 8011 Preparation Method: EPA 8011								
1,2-Dibromoethane (EDB)	ND	ug/L	0.020	0.020	1	08/20/10 14:28	08/21/10 12:35	106-93-4	
1-Chloro-2-bromopropane (S)	85	%	60-140		1	08/20/10 14:28	08/21/10 12:35	301-79-56	
8260 MSV Oxygenates	Analytical Method: EPA 8260								
tert-Amyl Alcohol	ND	ug/L	100	62.0	1		08/21/10 14:18	75-85-4	
tert-Amylmethyl ether	ND	ug/L	10.0	4.5	1		08/21/10 14:18	994-05-8	
Benzene	ND	ug/L	5.0	1.2	1		08/21/10 14:18	71-43-2	
3,3-Dimethyl-1-Butanol	ND	ug/L	100	48.0	1		08/21/10 14:18	624-95-3	
tert-Butyl Alcohol	ND	ug/L	100	27.0	1		08/21/10 14:18	75-65-0	
tert-Butyl Formate	ND	ug/L	50.0	9.0	1		08/21/10 14:18	762-75-4	
1,2-Dibromoethane (EDB)	ND	ug/L	5.0	3.6	1		08/21/10 14:18	106-93-4	
1,2-Dichloroethane	ND	ug/L	5.0	1.3	1		08/21/10 14:18	107-06-2	
Diisopropyl ether	ND	ug/L	5.0	2.7	1		08/21/10 14:18	108-20-3	
Ethanol	ND	ug/L	200	170	1		08/21/10 14:18	64-17-5	
Ethylbenzene	ND	ug/L	5.0	1.1	1		08/21/10 14:18	100-41-4	
Ethyl-tert-butyl ether	ND	ug/L	10.0	4.6	1		08/21/10 14:18	637-92-3	
Methyl-tert-butyl ether	ND	ug/L	5.0	2.0	1		08/21/10 14:18	1634-04-4	
Naphthalene	ND	ug/L	5.0	2.9	1		08/21/10 14:18	91-20-3	
Toluene	ND	ug/L	5.0	1.8	1		08/21/10 14:18	108-88-3	
Xylene (Total)	ND	ug/L	10.0	2.7	1		08/21/10 14:18	1330-20-7	
m&p-Xylene	ND	ug/L	10.0	2.7	1		08/21/10 14:18	179601-23-1	
o-Xylene	ND	ug/L	5.0	1.7	1		08/21/10 14:18	95-47-6	
Dibromofluoromethane (S)	96	%	70-130		1		08/21/10 14:18	1868-53-7	
Toluene-d8 (S)	93	%	70-130		1		08/21/10 14:18	2037-26-5	
4-Bromofluorobenzene (S)	92	%	70-130		1		08/21/10 14:18	460-00-4	
1,2-Dichloroethane-d4 (S)	92	%	70-130		1		08/21/10 14:18	17060-07-0	

This report shall not be reproduced, except in full,
without the written consent of Pace Analytical Services, Inc..

ACCREDITED IN ACCORDANCE WITH NELAC

Pace Analytical®
www.pacelabs.com

Pace Analytical Services, Inc.
2225 Riverside Dr.
Asheville, NC 28804
(828)254-7176

Pace Analytical Services, Inc.
9800 Kincey Ave. Suite 100
Huntersville, NC 28078
(704)875-9092

ANALYTICAL RESULTS

Project: CLOUD'S CHEVRON
Pace Project No.: 9275793

Sample: MW-41 **Lab ID: 9275793028** Collected: 08/16/10 15:29 Received: 08/18/10 14:40 Matrix: Water

Parameters	Results	Units	Report Limit	MDL	DF	Prepared	Analyzed	CAS No.	Qual
8011 GCS EDB and DBCP	Analytical Method: EPA 8011 Preparation Method: EPA 8011								
1,2-Dibromoethane (EDB)	ND	ug/L	0.019	0.019	1	08/20/10 14:28	08/21/10 12:55	106-93-4	
1-Chloro-2-bromopropane (S)	98	%	60-140		1	08/20/10 14:28	08/21/10 12:55	301-79-56	
8260 MSV Oxygenates	Analytical Method: EPA 8260								
tert-Amyl Alcohol	**319**	ug/L	100	62.0	1		08/20/10 06:14	75-85-4	
tert-Amylmethyl ether	ND	ug/L	10.0	4.5	1		08/20/10 06:14	994-05-8	
Benzene	**168**	ug/L	50.0	12.0	10		08/20/10 17:00	71-43-2	
3,3-Dimethyl-1-Butanol	ND	ug/L	100	48.0	1		08/20/10 06:14	624-95-3	
tert-Butyl Alcohol	ND	ug/L	100	27.0	1		08/20/10 06:14	75-65-0	
tert-Butyl Formate	ND	ug/L	50.0	9.0	1		08/20/10 06:14	762-75-4	
1,2-Dibromoethane (EDB)	ND	ug/L	5.0	3.6	1		08/20/10 06:14	106-93-4	
1,2-Dichloroethane	ND	ug/L	5.0	1.3	1		08/20/10 06:14	107-06-2	
Diisopropyl ether	**12.2**	ug/L	5.0	2.7	1		08/20/10 06:14	108-20-3	
Ethanol	ND	ug/L	200	170	1		08/20/10 06:14	64-17-5	
Ethylbenzene	**200**	ug/L	50.0	11.0	10		08/20/10 17:00	100-41-4	
Ethyl-tert-butyl ether	ND	ug/L	10.0	4.6	1		08/20/10 06:14	637-92-3	
Methyl-tert-butyl ether	**10.5**	ug/L	5.0	2.0	1		08/20/10 06:14	1634-04-4	
Naphthalene	**161**	ug/L	5.0	2.9	1		08/20/10 06:14	91-20-3	
Toluene	**74.5**	ug/L	5.0	1.8	1		08/20/10 06:14	108-88-3	
Xylene (Total)	**162**	ug/L	10.0	2.7	1		08/20/10 06:14	1330-20-7	
m&p-Xylene	**131**	ug/L	10.0	2.7	1		08/20/10 06:14	179601-23-1	
o-Xylene	**31.5**	ug/L	5.0	1.7	1		08/20/10 06:14	95-47-6	
Dibromofluoromethane (S)	96	%	70-130		1		08/20/10 06:14	1868-53-7	
Toluene-d8 (S)	96	%	70-130		1		08/20/10 06:14	2037-26-5	
4-Bromofluorobenzene (S)	98	%	70-130		1		08/20/10 06:14	460-00-4	
1,2-Dichloroethane-d4 (S)	90	%	70-130		1		08/20/10 06:14	17060-07-0	

This report shall not be reproduced, except in full,
without the written consent of Pace Analytical Services, Inc..

ACCREDITED IN ACCORDANCE WITH nelac

Pace Analytical®
www.pacelabs.com

Pace Analytical Services, Inc.
2225 Riverside Dr.
Asheville, NC 28804
(828)254-7176

Pace Analytical Services, Inc.
9800 Kincey Ave. Suite 100
Huntersville, NC 28078
(704)875-9092

ANALYTICAL RESULTS

Project: CLOUD'S CHEVRON
Pace Project No.: 9275793

Sample: MW-42 **Lab ID: 9275793029** Collected: 08/16/10 15:09 Received: 08/18/10 14:40 Matrix: Water

Parameters	Results	Units	Report Limit	MDL	DF	Prepared	Analyzed	CAS No.	Qual
8011 GCS EDB and DBCP	Analytical Method: EPA 8011 Preparation Method: EPA 8011								
1,2-Dibromoethane (EDB)	ND	ug/L	0.020	0.020	1	08/20/10 14:28	08/21/10 13:15	106-93-4	
1-Chloro-2-bromopropane (S)	95	%	60-140		1	08/20/10 14:28	08/21/10 13:15	301-79-56	
8260 MSV Oxygenates	Analytical Method: EPA 8260								
tert-Amyl Alcohol	ND	ug/L	100	62.0	1		08/20/10 06:32	75-85-4	
tert-Amylmethyl ether	ND	ug/L	10.0	4.5	1		08/20/10 06:32	994-05-8	
Benzene	ND	ug/L	5.0	1.2	1		08/20/10 06:32	71-43-2	
3,3-Dimethyl-1-Butanol	ND	ug/L	100	48.0	1		08/20/10 06:32	624-95-3	
tert-Butyl Alcohol	ND	ug/L	100	27.0	1		08/20/10 06:32	75-65-0	
tert-Butyl Formate	ND	ug/L	50.0	9.0	1		08/20/10 06:32	762-75-4	
1,2-Dibromoethane (EDB)	ND	ug/L	5.0	3.6	1		08/20/10 06:32	106-93-4	
1,2-Dichloroethane	ND	ug/L	5.0	1.3	1		08/20/10 06:32	107-06-2	
Diisopropyl ether	ND	ug/L	5.0	2.7	1		08/20/10 06:32	108-20-3	
Ethanol	ND	ug/L	200	170	1		08/20/10 06:32	64-17-5	
Ethylbenzene	**16.6**	ug/L	5.0	1.1	1		08/20/10 06:32	100-41-4	
Ethyl-tert-butyl ether	ND	ug/L	10.0	4.6	1		08/20/10 06:32	637-92-3	
Methyl-tert-butyl ether	ND	ug/L	5.0	2.0	1		08/20/10 06:32	1634-04-4	
Naphthalene	**21.4**	ug/L	5.0	2.9	1		08/20/10 06:32	91-20-3	
Toluene	ND	ug/L	5.0	1.8	1		08/20/10 06:32	108-88-3	
Xylene (Total)	**39.2**	ug/L	10.0	2.7	1		08/20/10 06:32	1330-20-7	
m&p-Xylene	**17.5**	ug/L	10.0	2.7	1		08/20/10 06:32	179601-23-1	
o-Xylene	**21.7**	ug/L	5.0	1.7	1		08/20/10 06:32	95-47-6	
Dibromofluoromethane (S)	96	%	70-130		1		08/20/10 06:32	1868-53-7	
Toluene-d8 (S)	95	%	70-130		1		08/20/10 06:32	2037-26-5	
4-Bromofluorobenzene (S)	95	%	70-130		1		08/20/10 06:32	460-00-4	
1,2-Dichloroethane-d4 (S)	92	%	70-130		1		08/20/10 06:32	17060-07-0	

This report shall not be reproduced, except in full,
without the written consent of Pace Analytical Services, Inc..

ACCREDITED IN ACCORDANCE WITH nelac

Pace Analytical®
www.pacelabs.com

Pace Analytical Services, Inc.
2225 Riverside Dr.
Asheville, NC 28804
(828)254-7176

Pace Analytical Services, Inc.
9800 Kincey Ave. Suite 100
Huntersville, NC 28078
(704)875-9092

ANALYTICAL RESULTS

Project: CLOUD'S CHEVRON
Pace Project No.: 9275793

Sample: MW-43 **Lab ID: 9275793030** Collected: 08/11/10 12:30 Received: 08/18/10 14:40 Matrix: Water

Parameters	Results	Units	Report Limit	MDL	DF	Prepared	Analyzed	CAS No.	Qual
8011 GCS EDB and DBCP	Analytical Method: EPA 8011 Preparation Method: EPA 8011								
1,2-Dibromoethane (EDB)	ND	ug/L	0.020	0.020	1	08/20/10 14:27	08/21/10 08:11	106-93-4	
1-Chloro-2-bromopropane (S)	94	%	60-140		1	08/20/10 14:27	08/21/10 08:11	301-79-56	
8260 MSV Oxygenates	Analytical Method: EPA 8260								
tert-Amyl Alcohol	ND	ug/L	100	62.0	1		08/20/10 06:50	75-85-4	
tert-Amylmethyl ether	ND	ug/L	10.0	4.5	1		08/20/10 06:50	994-05-8	
Benzene	ND	ug/L	5.0	1.2	1		08/20/10 06:50	71-43-2	
3,3-Dimethyl-1-Butanol	ND	ug/L	100	48.0	1		08/20/10 06:50	624-95-3	
tert-Butyl Alcohol	ND	ug/L	100	27.0	1		08/20/10 06:50	75-65-0	
tert-Butyl Formate	ND	ug/L	50.0	9.0	1		08/20/10 06:50	762-75-4	
1,2-Dibromoethane (EDB)	ND	ug/L	5.0	3.6	1		08/20/10 06:50	106-93-4	
1,2-Dichloroethane	ND	ug/L	5.0	1.3	1		08/20/10 06:50	107-06-2	
Diisopropyl ether	ND	ug/L	5.0	2.7	1		08/20/10 06:50	108-20-3	
Ethanol	ND	ug/L	200	170	1		08/20/10 06:50	64-17-5	
Ethylbenzene	ND	ug/L	5.0	1.1	1		08/20/10 06:50	100-41-4	
Ethyl-tert-butyl ether	ND	ug/L	10.0	4.6	1		08/20/10 06:50	637-92-3	
Methyl-tert-butyl ether	ND	ug/L	5.0	2.0	1		08/20/10 06:50	1634-04-4	
Naphthalene	**3.5J**	ug/L	5.0	2.9	1		08/20/10 06:50	91-20-3	
Toluene	ND	ug/L	5.0	1.8	1		08/20/10 06:50	108-88-3	
Xylene (Total)	ND	ug/L	10.0	2.7	1		08/20/10 06:50	1330-20-7	
m&p-Xylene	ND	ug/L	10.0	2.7	1		08/20/10 06:50	179601-23-1	
o-Xylene	ND	ug/L	5.0	1.7	1		08/20/10 06:50	95-47-6	
Dibromofluoromethane (S)	97	%	70-130		1		08/20/10 06:50	1868-53-7	
Toluene-d8 (S)	94	%	70-130		1		08/20/10 06:50	2037-26-5	
4-Bromofluorobenzene (S)	92	%	70-130		1		08/20/10 06:50	460-00-4	
1,2-Dichloroethane-d4 (S)	93	%	70-130		1		08/20/10 06:50	17060-07-0	

This report shall not be reproduced, except in full,
without the written consent of Pace Analytical Services, Inc..

ACCREDITED IN ACCORDANCE WITH nelac

Pace Analytical®
www.pacelabs.com

Pace Analytical Services, Inc.
2225 Riverside Dr.
Asheville, NC 28804
(828)254-7176

Pace Analytical Services, Inc.
9800 Kincey Ave. Suite 100
Huntersville, NC 28078
(704)875-9092

ANALYTICAL RESULTS

Project: CLOUD'S CHEVRON
Pace Project No.: 9275793

Sample: MW-47 **Lab ID: 9275793031** Collected: 08/11/10 12:50 Received: 08/18/10 14:40 Matrix: Water

Parameters	Results	Units	Report Limit	MDL	DF	Prepared	Analyzed	CAS No.	Qual
8011 GCS EDB and DBCP	Analytical Method: EPA 8011 Preparation Method: EPA 8011								
1,2-Dibromoethane (EDB)	ND	ug/L	0.020	0.020	1	08/20/10 14:27	08/21/10 08:32	106-93-4	
1-Chloro-2-bromopropane (S)	95	%	60-140		1	08/20/10 14:27	08/21/10 08:32	301-79-56	
8260 MSV Oxygenates	Analytical Method: EPA 8260								
tert-Amyl Alcohol	ND	ug/L	100	62.0	1		08/20/10 07:09	75-85-4	
tert-Amylmethyl ether	ND	ug/L	10.0	4.5	1		08/20/10 07:09	994-05-8	
Benzene	ND	ug/L	5.0	1.2	1		08/20/10 07:09	71-43-2	
3,3-Dimethyl-1-Butanol	ND	ug/L	100	48.0	1		08/20/10 07:09	624-95-3	
tert-Butyl Alcohol	ND	ug/L	100	27.0	1		08/20/10 07:09	75-65-0	
tert-Butyl Formate	ND	ug/L	50.0	9.0	1		08/20/10 07:09	762-75-4	
1,2-Dibromoethane (EDB)	ND	ug/L	5.0	3.6	1		08/20/10 07:09	106-93-4	
1,2-Dichloroethane	ND	ug/L	5.0	1.3	1		08/20/10 07:09	107-06-2	
Diisopropyl ether	ND	ug/L	5.0	2.7	1		08/20/10 07:09	108-20-3	
Ethanol	ND	ug/L	200	170	1		08/20/10 07:09	64-17-5	
Ethylbenzene	ND	ug/L	5.0	1.1	1		08/20/10 07:09	100-41-4	
Ethyl-tert-butyl ether	ND	ug/L	10.0	4.6	1		08/20/10 07:09	637-92-3	
Methyl-tert-butyl ether	ND	ug/L	5.0	2.0	1		08/20/10 07:09	1634-04-4	
Naphthalene	ND	ug/L	5.0	2.9	1		08/20/10 07:09	91-20-3	
Toluene	ND	ug/L	5.0	1.8	1		08/20/10 07:09	108-88-3	
Xylene (Total)	ND	ug/L	10.0	2.7	1		08/20/10 07:09	1330-20-7	
m&p-Xylene	ND	ug/L	10.0	2.7	1		08/20/10 07:09	179601-23-1	
o-Xylene	ND	ug/L	5.0	1.7	1		08/20/10 07:09	95-47-6	
Dibromofluoromethane (S)	98	%	70-130		1		08/20/10 07:09	1868-53-7	
Toluene-d8 (S)	95	%	70-130		1		08/20/10 07:09	2037-26-5	
4-Bromofluorobenzene (S)	91	%	70-130		1		08/20/10 07:09	460-00-4	
1,2-Dichloroethane-d4 (S)	95	%	70-130		1		08/20/10 07:09	17060-07-0	

This report shall not be reproduced, except in full,
without the written consent of Pace Analytical Services, Inc..

ACCREDITED IN ACCORDANCE WITH nelac

Pace Analytical®
www.pacelabs.com

Pace Analytical Services, Inc.
2225 Riverside Dr.
Asheville, NC 28804
(828)254-7176

Pace Analytical Services, Inc.
9800 Kincey Ave. Suite 100
Huntersville, NC 28078
(704)875-9092

ANALYTICAL RESULTS

Project: CLOUD'S CHEVRON
Pace Project No.: 9275793

Sample: MW-53 **Lab ID: 9275793032** Collected: 08/11/10 11:40 Received: 08/18/10 14:40 Matrix: Water

Parameters	Results	Units	Report Limit	MDL	DF	Prepared	Analyzed	CAS No.	Qual
8011 GCS EDB and DBCP	Analytical Method: EPA 8011 Preparation Method: EPA 8011								
1,2-Dibromoethane (EDB)	ND	ug/L	0.019	0.019	1	08/20/10 14:27	08/21/10 08:52	106-93-4	
1-Chloro-2-bromopropane (S)	104	%	60-140		1	08/20/10 14:27	08/21/10 08:52	301-79-56	
8260 MSV Oxygenates	Analytical Method: EPA 8260								
tert-Amyl Alcohol	ND	ug/L	100	62.0	1		08/20/10 07:27	75-85-4	
tert-Amylmethyl ether	ND	ug/L	10.0	4.5	1		08/20/10 07:27	994-05-8	
Benzene	ND	ug/L	5.0	1.2	1		08/20/10 07:27	71-43-2	
3,3-Dimethyl-1-Butanol	ND	ug/L	100	48.0	1		08/20/10 07:27	624-95-3	
tert-Butyl Alcohol	ND	ug/L	100	27.0	1		08/20/10 07:27	75-65-0	
tert-Butyl Formate	ND	ug/L	50.0	9.0	1		08/20/10 07:27	762-75-4	
1,2-Dibromoethane (EDB)	ND	ug/L	5.0	3.6	1		08/20/10 07:27	106-93-4	
1,2-Dichloroethane	ND	ug/L	5.0	1.3	1		08/20/10 07:27	107-06-2	
Diisopropyl ether	ND	ug/L	5.0	2.7	1		08/20/10 07:27	108-20-3	
Ethanol	ND	ug/L	200	170	1		08/20/10 07:27	64-17-5	
Ethylbenzene	ND	ug/L	5.0	1.1	1		08/20/10 07:27	100-41-4	
Ethyl-tert-butyl ether	ND	ug/L	10.0	4.6	1		08/20/10 07:27	637-92-3	
Methyl-tert-butyl ether	ND	ug/L	5.0	2.0	1		08/20/10 07:27	1634-04-4	
Naphthalene	ND	ug/L	5.0	2.9	1		08/20/10 07:27	91-20-3	
Toluene	ND	ug/L	5.0	1.8	1		08/20/10 07:27	108-88-3	
Xylene (Total)	ND	ug/L	10.0	2.7	1		08/20/10 07:27	1330-20-7	
m&p-Xylene	ND	ug/L	10.0	2.7	1		08/20/10 07:27	179601-23-1	
o-Xylene	ND	ug/L	5.0	1.7	1		08/20/10 07:27	95-47-6	
Dibromofluoromethane (S)	96	%	70-130		1		08/20/10 07:27	1868-53-7	
Toluene-d8 (S)	96	%	70-130		1		08/20/10 07:27	2037-26-5	
4-Bromofluorobenzene (S)	92	%	70-130		1		08/20/10 07:27	460-00-4	
1,2-Dichloroethane-d4 (S)	93	%	70-130		1		08/20/10 07:27	17060-07-0	

This report shall not be reproduced, except in full,
without the written consent of Pace Analytical Services, Inc..

ACCREDITED IN ACCORDANCE WITH nelac

Pace Analytical
www.pacelabs.com

Pace Analytical Services, Inc.
2225 Riverside Dr.
Asheville, NC 28804
(828)254-7176

Pace Analytical Services, Inc.
9800 Kincey Ave. Suite 100
Huntersville, NC 28078
(704)875-9092

ANALYTICAL RESULTS

Project: CLOUD'S CHEVRON
Pace Project No.: 9275793

Sample: MW-55 **Lab ID: 9275793033** Collected: 08/11/10 09:55 Received: 08/18/10 14:40 Matrix: Water

Parameters	Results	Units	Report Limit	MDL	DF	Prepared	Analyzed	CAS No.	Qual
8011 GCS EDB and DBCP	Analytical Method: EPA 8011 Preparation Method: EPA 8011								
1,2-Dibromoethane (EDB)	ND	ug/L	0.019	0.019	1	08/20/10 14:27	08/21/10 09:12	106-93-4	
1-Chloro-2-bromopropane (S)	100	%	60-140		1	08/20/10 14:27	08/21/10 09:12	301-79-56	
8260 MSV Oxygenates	Analytical Method: EPA 8260								
tert-Amyl Alcohol	**574**	ug/L	100	62.0	1		08/20/10 07:45	75-85-4	
tert-Amylmethyl ether	ND	ug/L	10.0	4.5	1		08/20/10 07:45	994-05-8	
Benzene	**88.0**	ug/L	5.0	1.2	1		08/20/10 07:45	71-43-2	
3,3-Dimethyl-1-Butanol	ND	ug/L	100	48.0	1		08/20/10 07:45	624-95-3	
tert-Butyl Alcohol	ND	ug/L	100	27.0	1		08/20/10 07:45	75-65-0	
tert-Butyl Formate	ND	ug/L	50.0	9.0	1		08/20/10 07:45	762-75-4	
1,2-Dibromoethane (EDB)	ND	ug/L	5.0	3.6	1		08/20/10 07:45	106-93-4	
1,2-Dichloroethane	**1.4J**	ug/L	5.0	1.3	1		08/20/10 07:45	107-06-2	
Diisopropyl ether	**17.7**	ug/L	5.0	2.7	1		08/20/10 07:45	108-20-3	
Ethanol	ND	ug/L	200	170	1		08/20/10 07:45	64-17-5	
Ethylbenzene	**25.6**	ug/L	5.0	1.1	1		08/20/10 07:45	100-41-4	
Ethyl-tert-butyl ether	ND	ug/L	10.0	4.6	1		08/20/10 07:45	637-92-3	
Methyl-tert-butyl ether	**191**	ug/L	5.0	2.0	1		08/20/10 07:45	1634-04-4	
Naphthalene	**25.3**	ug/L	5.0	2.9	1		08/20/10 07:45	91-20-3	
Toluene	ND	ug/L	5.0	1.8	1		08/20/10 07:45	108-88-3	
Xylene (Total)	ND	ug/L	10.0	2.7	1		08/20/10 07:45	1330-20-7	
m&p-Xylene	ND	ug/L	10.0	2.7	1		08/20/10 07:45	179601-23-1	
o-Xylene	ND	ug/L	5.0	1.7	1		08/20/10 07:45	95-47-6	
Dibromofluoromethane (S)	96	%	70-130		1		08/20/10 07:45	1868-53-7	
Toluene-d8 (S)	92	%	70-130		1		08/20/10 07:45	2037-26-5	
4-Bromofluorobenzene (S)	94	%	70-130		1		08/20/10 07:45	460-00-4	
1,2-Dichloroethane-d4 (S)	95	%	70-130		1		08/20/10 07:45	17060-07-0	

This report shall not be reproduced, except in full,
without the written consent of Pace Analytical Services, Inc..

ACCREDITED IN ACCORDANCE WITH nelac

Pace Analytical®
www.pacelabs.com

Pace Analytical Services, Inc.
2225 Riverside Dr.
Asheville, NC 28804
(828)254-7176

Pace Analytical Services, Inc.
9800 Kincey Ave. Suite 100
Huntersville, NC 28078
(704)875-9092

ANALYTICAL RESULTS

Project: CLOUD'S CHEVRON
Pace Project No.: 9275793

Sample: MW-57 **Lab ID: 9275793034** Collected: 08/11/10 13:40 Received: 08/18/10 14:40 Matrix: Water

Parameters	Results	Units	Report Limit	MDL	DF	Prepared	Analyzed	CAS No.	Qual
8011 GCS EDB and DBCP	Analytical Method: EPA 8011 Preparation Method: EPA 8011								
1,2-Dibromoethane (EDB)	ND	ug/L	0.020	0.020	1	08/20/10 14:27	08/21/10 09:32	106-93-4	
1-Chloro-2-bromopropane (S)	92	%	60-140		1	08/20/10 14:27	08/21/10 09:32	301-79-56	
8260 MSV Oxygenates	Analytical Method: EPA 8260								
tert-Amyl Alcohol	ND	ug/L	100	62.0	1		08/23/10 13:40	75-85-4	
tert-Amylmethyl ether	ND	ug/L	10.0	4.5	1		08/23/10 13:40	994-05-8	
Benzene	ND	ug/L	5.0	1.2	1		08/23/10 13:40	71-43-2	
3,3-Dimethyl-1-Butanol	ND	ug/L	100	48.0	1		08/23/10 13:40	624-95-3	
tert-Butyl Alcohol	ND	ug/L	100	27.0	1		08/23/10 13:40	75-65-0	
tert-Butyl Formate	ND	ug/L	50.0	9.0	1		08/23/10 13:40	762-75-4	
1,2-Dibromoethane (EDB)	ND	ug/L	5.0	3.6	1		08/23/10 13:40	106-93-4	
1,2-Dichloroethane	ND	ug/L	5.0	1.3	1		08/23/10 13:40	107-06-2	
Diisopropyl ether	ND	ug/L	5.0	2.7	1		08/23/10 13:40	108-20-3	
Ethanol	ND	ug/L	200	170	1		08/23/10 13:40	64-17-5	
Ethylbenzene	ND	ug/L	5.0	1.1	1		08/23/10 13:40	100-41-4	
Ethyl-tert-butyl ether	ND	ug/L	10.0	4.6	1		08/23/10 13:40	637-92-3	
Methyl-tert-butyl ether	ND	ug/L	5.0	2.0	1		08/23/10 13:40	1634-04-4	
Naphthalene	**3.8J**	ug/L	5.0	2.9	1		08/23/10 13:40	91-20-3	
Toluene	ND	ug/L	5.0	1.8	1		08/23/10 13:40	108-88-3	
Xylene (Total)	**4.0J**	ug/L	10.0	2.7	1		08/23/10 13:40	1330-20-7	
m&p-Xylene	ND	ug/L	10.0	2.7	1		08/23/10 13:40	179601-23-1	
o-Xylene	**2.0J**	ug/L	5.0	1.7	1		08/23/10 13:40	95-47-6	
Dibromofluoromethane (S)	100	%	70-130		1		08/23/10 13:40	1868-53-7	
Toluene-d8 (S)	99	%	70-130		1		08/23/10 13:40	2037-26-5	
4-Bromofluorobenzene (S)	100	%	70-130		1		08/23/10 13:40	460-00-4	
1,2-Dichloroethane-d4 (S)	102	%	70-130		1		08/23/10 13:40	17060-07-0	

This report shall not be reproduced, except in full,
without the written consent of Pace Analytical Services, Inc..

ACCREDITED IN ACCORDANCE WITH nelac

Pace Analytical®
www.pacelabs.com

Pace Analytical Services, Inc.
2225 Riverside Dr.
Asheville, NC 28804
(828)254-7176

Pace Analytical Services, Inc.
9800 Kincey Ave. Suite 100
Huntersville, NC 28078
(704)875-9092

ANALYTICAL RESULTS

Project: CLOUD'S CHEVRON
Pace Project No.: 9275793

Sample: MW-58 **Lab ID: 9275793035** Collected: 08/11/10 09:46 Received: 08/18/10 14:40 Matrix: Water

Parameters	Results	Units	Report Limit	MDL	DF	Prepared	Analyzed	CAS No.	Qual
8011 GCS EDB and DBCP	Analytical Method: EPA 8011 Preparation Method: EPA 8011								
1,2-Dibromoethane (EDB)	ND	ug/L	0.019	0.019	1	08/23/10 15:43	08/24/10 11:25	106-93-4	
1-Chloro-2-bromopropane (S)	102	%	60-140		1	08/23/10 15:43	08/24/10 11:25	301-79-56	
8260 MSV Oxygenates	Analytical Method: EPA 8260								
tert-Amyl Alcohol	**1170**	ug/L	100	62.0	1		08/20/10 02:57	75-85-4	
tert-Amylmethyl ether	**7.1J**	ug/L	10.0	4.5	1		08/20/10 02:57	994-05-8	
Benzene	ND	ug/L	5.0	1.2	1		08/20/10 02:57	71-43-2	
3,3-Dimethyl-1-Butanol	ND	ug/L	100	48.0	1		08/20/10 02:57	624-95-3	
tert-Butyl Alcohol	**112**	ug/L	100	27.0	1		08/20/10 02:57	75-65-0	
tert-Butyl Formate	ND	ug/L	50.0	9.0	1		08/20/10 02:57	762-75-4	
1,2-Dibromoethane (EDB)	ND	ug/L	5.0	3.6	1		08/20/10 02:57	106-93-4	
1,2-Dichloroethane	ND	ug/L	5.0	1.3	1		08/20/10 02:57	107-06-2	
Diisopropyl ether	**51.6**	ug/L	5.0	2.7	1		08/20/10 02:57	108-20-3	
Ethanol	ND	ug/L	200	170	1		08/20/10 02:57	64-17-5	
Ethylbenzene	**1.7J**	ug/L	5.0	1.1	1		08/20/10 02:57	100-41-4	
Ethyl-tert-butyl ether	ND	ug/L	10.0	4.6	1		08/20/10 02:57	637-92-3	
Methyl-tert-butyl ether	**76.4**	ug/L	5.0	2.0	1		08/20/10 02:57	1634-04-4	
Naphthalene	ND	ug/L	5.0	2.9	1		08/20/10 02:57	91-20-3	
Toluene	ND	ug/L	5.0	1.8	1		08/20/10 02:57	108-88-3	
Xylene (Total)	ND	ug/L	10.0	2.7	1		08/20/10 02:57	1330-20-7	
m&p-Xylene	ND	ug/L	10.0	2.7	1		08/20/10 02:57	179601-23-1	
o-Xylene	ND	ug/L	5.0	1.7	1		08/20/10 02:57	95-47-6	
Dibromofluoromethane (S)	91	%	70-130		1		08/20/10 02:57	1868-53-7	
Toluene-d8 (S)	98	%	70-130		1		08/20/10 02:57	2037-26-5	
4-Bromofluorobenzene (S)	110	%	70-130		1		08/20/10 02:57	460-00-4	
1,2-Dichloroethane-d4 (S)	81	%	70-130		1		08/20/10 02:57	17060-07-0	

This report shall not be reproduced, except in full,
without the written consent of Pace Analytical Services, Inc..

ACCREDITED IN ACCORDANCE WITH nelac

Pace Analytical®
www.pacelabs.com

Pace Analytical Services, Inc.
2225 Riverside Dr.
Asheville, NC 28804
(828)254-7176

Pace Analytical Services, Inc.
9800 Kincey Ave. Suite 100
Huntersville, NC 28078
(704)875-9092

ANALYTICAL RESULTS

Project: CLOUD'S CHEVRON
Pace Project No.: 9275793

Sample: MW-59 **Lab ID: 9275793036** Collected: 08/16/10 12:13 Received: 08/18/10 14:40 Matrix: Water

Parameters	Results	Units	Report Limit	MDL	DF	Prepared	Analyzed	CAS No.	Qual
8011 GCS EDB and DBCP	Analytical Method: EPA 8011 Preparation Method: EPA 8011								
1,2-Dibromoethane (EDB)	**0.057**	ug/L	0.020	0.020	1	08/20/10 14:47	08/20/10 21:54	106-93-4	C3
1-Chloro-2-bromopropane (S)	101	%	60-140		1	08/20/10 14:47	08/20/10 21:54	301-79-56	
8260 MSV Oxygenates	Analytical Method: EPA 8260								
tert-Amyl Alcohol	ND	ug/L	100	62.0	1		08/20/10 03:15	75-85-4	
tert-Amylmethyl ether	ND	ug/L	10.0	4.5	1		08/20/10 03:15	994-05-8	
Benzene	ND	ug/L	5.0	1.2	1		08/20/10 03:15	71-43-2	
3,3-Dimethyl-1-Butanol	ND	ug/L	100	48.0	1		08/20/10 03:15	624-95-3	
tert-Butyl Alcohol	ND	ug/L	100	27.0	1		08/20/10 03:15	75-65-0	
tert-Butyl Formate	ND	ug/L	50.0	9.0	1		08/20/10 03:15	762-75-4	
1,2-Dibromoethane (EDB)	ND	ug/L	5.0	3.6	1		08/20/10 03:15	106-93-4	
1,2-Dichloroethane	ND	ug/L	5.0	1.3	1		08/20/10 03:15	107-06-2	
Diisopropyl ether	ND	ug/L	5.0	2.7	1		08/20/10 03:15	108-20-3	
Ethanol	ND	ug/L	200	170	1		08/20/10 03:15	64-17-5	
Ethylbenzene	ND	ug/L	5.0	1.1	1		08/20/10 03:15	100-41-4	
Ethyl-tert-butyl ether	ND	ug/L	10.0	4.6	1		08/20/10 03:15	637-92-3	
Methyl-tert-butyl ether	ND	ug/L	5.0	2.0	1		08/20/10 03:15	1634-04-4	
Naphthalene	ND	ug/L	5.0	2.9	1		08/20/10 03:15	91-20-3	
Toluene	ND	ug/L	5.0	1.8	1		08/20/10 03:15	108-88-3	
Xylene (Total)	ND	ug/L	10.0	2.7	1		08/20/10 03:15	1330-20-7	
m&p-Xylene	ND	ug/L	10.0	2.7	1		08/20/10 03:15	179601-23-1	
o-Xylene	ND	ug/L	5.0	1.7	1		08/20/10 03:15	95-47-6	
Dibromofluoromethane (S)	91	%	70-130		1		08/20/10 03:15	1868-53-7	
Toluene-d8 (S)	97	%	70-130		1		08/20/10 03:15	2037-26-5	
4-Bromofluorobenzene (S)	108	%	70-130		1		08/20/10 03:15	460-00-4	
1,2-Dichloroethane-d4 (S)	82	%	70-130		1		08/20/10 03:15	17060-07-0	

This report shall not be reproduced, except in full,
without the written consent of Pace Analytical Services, Inc..

ACCREDITED IN ACCORDANCE WITH nelac

Pace Analytical
www.pacelabs.com

Pace Analytical Services, Inc.
2225 Riverside Dr.
Asheville, NC 28804
(828)254-7176

Pace Analytical Services, Inc.
9800 Kincey Ave. Suite 100
Huntersville, NC 28078
(704)875-9092

ANALYTICAL RESULTS

Project: CLOUD'S CHEVRON
Pace Project No.: 9275793

Sample: MW-64 **Lab ID: 9275793037** Collected: 08/16/10 11:13 Received: 08/18/10 14:40 Matrix: Water

Parameters	Results	Units	Report Limit	MDL	DF	Prepared	Analyzed	CAS No.	Qual
8011 GCS EDB and DBCP	Analytical Method: EPA 8011 Preparation Method: EPA 8011								
1,2-Dibromoethane (EDB)	**0.16**	ug/L	0.020	0.020	1	08/20/10 14:47	08/20/10 22:13	106-93-4	
1-Chloro-2-bromopropane (S)	114	%	60-140		1	08/20/10 14:47	08/20/10 22:13	301-79-56	
8260 MSV Oxygenates	Analytical Method: EPA 8260								
tert-Amyl Alcohol	**3110**	ug/L	2000	1240	20		08/20/10 11:22	75-85-4	
tert-Amylmethyl ether	ND	ug/L	200	90.0	20		08/20/10 11:22	994-05-8	
Benzene	**1410**	ug/L	100	24.0	20		08/20/10 11:22	71-43-2	
3,3-Dimethyl-1-Butanol	ND	ug/L	2000	960	20		08/20/10 11:22	624-95-3	
tert-Butyl Alcohol	ND	ug/L	2000	540	20		08/20/10 11:22	75-65-0	
tert-Butyl Formate	ND	ug/L	1000	180	20		08/20/10 11:22	762-75-4	
1,2-Dibromoethane (EDB)	ND	ug/L	100	72.0	20		08/20/10 11:22	106-93-4	
1,2-Dichloroethane	ND	ug/L	100	26.0	20		08/20/10 11:22	107-06-2	
Diisopropyl ether	**87.3J**	ug/L	100	54.0	20		08/20/10 11:22	108-20-3	
Ethanol	ND	ug/L	4000	3400	20		08/20/10 11:22	64-17-5	
Ethylbenzene	**228**	ug/L	100	22.0	20		08/20/10 11:22	100-41-4	
Ethyl-tert-butyl ether	ND	ug/L	200	92.0	20		08/20/10 11:22	637-92-3	
Methyl-tert-butyl ether	**195**	ug/L	100	40.0	20		08/20/10 11:22	1634-04-4	
Naphthalene	**185**	ug/L	100	58.0	20		08/20/10 11:22	91-20-3	
Toluene	**1130**	ug/L	100	36.0	20		08/20/10 11:22	108-88-3	
Xylene (Total)	**724**	ug/L	200	54.0	20		08/20/10 11:22	1330-20-7	
m&p-Xylene	**436**	ug/L	200	54.0	20		08/20/10 11:22	179601-23-1	
o-Xylene	**289**	ug/L	100	34.0	20		08/20/10 11:22	95-47-6	
Dibromofluoromethane (S)	86	%	70-130		20		08/20/10 11:22	1868-53-7	
Toluene-d8 (S)	97	%	70-130		20		08/20/10 11:22	2037-26-5	
4-Bromofluorobenzene (S)	117	%	70-130		20		08/20/10 11:22	460-00-4	
1,2-Dichloroethane-d4 (S)	78	%	70-130		20		08/20/10 11:22	17060-07-0	

This report shall not be reproduced, except in full,
without the written consent of Pace Analytical Services, Inc..

ACCREDITED IN ACCORDANCE WITH nelac

Pace Analytical
www.pacelabs.com

Pace Analytical Services, Inc.
2225 Riverside Dr.
Asheville, NC 28804
(828)254-7176

Pace Analytical Services, Inc.
9800 Kincey Ave. Suite 100
Huntersville, NC 28078
(704)875-9092

ANALYTICAL RESULTS

Project: CLOUD'S CHEVRON
Pace Project No.: 9275793

Sample: MW-65 **Lab ID: 9275793038** Collected: 08/16/10 11:25 Received: 08/18/10 14:40 Matrix: Water

Parameters	Results	Units	Report Limit	MDL	DF	Prepared	Analyzed	CAS No.	Qual
8011 GCS EDB and DBCP	Analytical Method: EPA 8011 Preparation Method: EPA 8011								
1,2-Dibromoethane (EDB)	ND	ug/L	0.020	0.020	1	08/20/10 14:47	08/20/10 23:08	106-93-4	
1-Chloro-2-bromopropane (S)	102	%	60-140		1	08/20/10 14:47	08/20/10 23:08	301-79-56	
8260 MSV Oxygenates	Analytical Method: EPA 8260								
tert-Amyl Alcohol	**648**	ug/L	500	310	5		08/20/10 09:15	75-85-4	
tert-Amylmethyl ether	ND	ug/L	50.0	22.5	5		08/20/10 09:15	994-05-8	
Benzene	**420**	ug/L	25.0	6.0	5		08/20/10 09:15	71-43-2	
3,3-Dimethyl-1-Butanol	ND	ug/L	500	240	5		08/20/10 09:15	624-95-3	
tert-Butyl Alcohol	ND	ug/L	500	135	5		08/20/10 09:15	75-65-0	
tert-Butyl Formate	ND	ug/L	250	45.0	5		08/20/10 09:15	762-75-4	
1,2-Dibromoethane (EDB)	ND	ug/L	25.0	18.0	5		08/20/10 09:15	106-93-4	
1,2-Dichloroethane	ND	ug/L	25.0	6.5	5		08/20/10 09:15	107-06-2	
Diisopropyl ether	**21.3J**	ug/L	25.0	13.5	5		08/20/10 09:15	108-20-3	
Ethanol	ND	ug/L	1000	850	5		08/20/10 09:15	64-17-5	
Ethylbenzene	**234**	ug/L	25.0	5.5	5		08/20/10 09:15	100-41-4	
Ethyl-tert-butyl ether	ND	ug/L	50.0	23.0	5		08/20/10 09:15	637-92-3	
Methyl-tert-butyl ether	**16.4J**	ug/L	25.0	10.0	5		08/20/10 09:15	1634-04-4	
Naphthalene	**168**	ug/L	25.0	14.5	5		08/20/10 09:15	91-20-3	
Toluene	**398**	ug/L	25.0	9.0	5		08/20/10 09:15	108-88-3	
Xylene (Total)	**262**	ug/L	50.0	13.5	5		08/20/10 09:15	1330-20-7	
m&p-Xylene	**219**	ug/L	50.0	13.5	5		08/20/10 09:15	179601-23-1	
o-Xylene	**42.7**	ug/L	25.0	8.5	5		08/20/10 09:15	95-47-6	
Dibromofluoromethane (S)	88	%	70-130		5		08/20/10 09:15	1868-53-7	
Toluene-d8 (S)	95	%	70-130		5		08/20/10 09:15	2037-26-5	
4-Bromofluorobenzene (S)	111	%	70-130		5		08/20/10 09:15	460-00-4	
1,2-Dichloroethane-d4 (S)	78	%	70-130		5		08/20/10 09:15	17060-07-0	

This report shall not be reproduced, except in full,
without the written consent of Pace Analytical Services, Inc..

ACCREDITED IN ACCORDANCE WITH nelac

Pace Analytical®
www.pacelabs.com

Pace Analytical Services, Inc.
2225 Riverside Dr.
Asheville, NC 28804
(828)254-7176

Pace Analytical Services, Inc.
9800 Kincey Ave. Suite 100
Huntersville, NC 28078
(704)875-9092

ANALYTICAL RESULTS

Project: CLOUD'S CHEVRON
Pace Project No.: 9275793

Sample: MW-66 **Lab ID: 9275793039** Collected: 08/16/10 11:58 Received: 08/18/10 14:40 Matrix: Water

Parameters	Results	Units	Report Limit	MDL	DF	Prepared	Analyzed	CAS No.	Qual
8011 GCS EDB and DBCP	Analytical Method: EPA 8011 Preparation Method: EPA 8011								
1,2-Dibromoethane (EDB)	ND	ug/L	0.020	0.020	1	08/20/10 14:47	08/20/10 23:27	106-93-4	
1-Chloro-2-bromopropane (S)	99	%	60-140		1	08/20/10 14:47	08/20/10 23:27	301-79-56	
8260 MSV Oxygenates	Analytical Method: EPA 8260								
tert-Amyl Alcohol	ND	ug/L	100	62.0	1		08/20/10 03:33	75-85-4	
tert-Amylmethyl ether	ND	ug/L	10.0	4.5	1		08/20/10 03:33	994-05-8	
Benzene	ND	ug/L	5.0	1.2	1		08/20/10 03:33	71-43-2	
3,3-Dimethyl-1-Butanol	ND	ug/L	100	48.0	1		08/20/10 03:33	624-95-3	
tert-Butyl Alcohol	ND	ug/L	100	27.0	1		08/20/10 03:33	75-65-0	
tert-Butyl Formate	ND	ug/L	50.0	9.0	1		08/20/10 03:33	762-75-4	
1,2-Dibromoethane (EDB)	ND	ug/L	5.0	3.6	1		08/20/10 03:33	106-93-4	
1,2-Dichloroethane	ND	ug/L	5.0	1.3	1		08/20/10 03:33	107-06-2	
Diisopropyl ether	ND	ug/L	5.0	2.7	1		08/20/10 03:33	108-20-3	
Ethanol	ND	ug/L	200	170	1		08/20/10 03:33	64-17-5	
Ethylbenzene	ND	ug/L	5.0	1.1	1		08/20/10 03:33	100-41-4	
Ethyl-tert-butyl ether	ND	ug/L	10.0	4.6	1		08/20/10 03:33	637-92-3	
Methyl-tert-butyl ether	ND	ug/L	5.0	2.0	1		08/20/10 03:33	1634-04-4	
Naphthalene	ND	ug/L	5.0	2.9	1		08/20/10 03:33	91-20-3	
Toluene	ND	ug/L	5.0	1.8	1		08/20/10 03:33	108-88-3	
Xylene (Total)	ND	ug/L	10.0	2.7	1		08/20/10 03:33	1330-20-7	
m&p-Xylene	ND	ug/L	10.0	2.7	1		08/20/10 03:33	179601-23-1	
o-Xylene	ND	ug/L	5.0	1.7	1		08/20/10 03:33	95-47-6	
Dibromofluoromethane (S)	92	%	70-130		1		08/20/10 03:33	1868-53-7	
Toluene-d8 (S)	97	%	70-130		1		08/20/10 03:33	2037-26-5	
4-Bromofluorobenzene (S)	108	%	70-130		1		08/20/10 03:33	460-00-4	
1,2-Dichloroethane-d4 (S)	83	%	70-130		1		08/20/10 03:33	17060-07-0	

This report shall not be reproduced, except in full,
without the written consent of Pace Analytical Services, Inc..

ACCREDITED IN ACCORDANCE WITH NELAC

Pace Analytical
www.pacelabs.com

Pace Analytical Services, Inc.
2225 Riverside Dr.
Asheville, NC 28804
(828)254-7176

Pace Analytical Services, Inc.
9800 Kincey Ave. Suite 100
Huntersville, NC 28078
(704)875-9092

ANALYTICAL RESULTS

Project: CLOUD'S CHEVRON
Pace Project No.: 9275793

Sample: MW-68 **Lab ID: 9275793040** Collected: 08/16/10 10:47 Received: 08/18/10 14:40 Matrix: Water

Parameters	Results	Units	Report Limit	MDL	DF	Prepared	Analyzed	CAS No.	Qual
8011 GCS EDB and DBCP	Analytical Method: EPA 8011 Preparation Method: EPA 8011								
1,2-Dibromoethane (EDB)	**0.092**	ug/L	0.020	0.020	1	08/20/10 14:47	08/21/10 00:04	106-93-4	
1-Chloro-2-bromopropane (S)	101	%	60-140		1	08/20/10 14:47	08/21/10 00:04	301-79-56	
8260 MSV Oxygenates	Analytical Method: EPA 8260								
tert-Amyl Alcohol	ND	ug/L	100	62.0	1		08/20/10 03:51	75-85-4	
tert-Amylmethyl ether	ND	ug/L	10.0	4.5	1		08/20/10 03:51	994-05-8	
Benzene	ND	ug/L	5.0	1.2	1		08/20/10 03:51	71-43-2	
3,3-Dimethyl-1-Butanol	ND	ug/L	100	48.0	1		08/20/10 03:51	624-95-3	
tert-Butyl Alcohol	ND	ug/L	100	27.0	1		08/20/10 03:51	75-65-0	
tert-Butyl Formate	ND	ug/L	50.0	9.0	1		08/20/10 03:51	762-75-4	
1,2-Dibromoethane (EDB)	ND	ug/L	5.0	3.6	1		08/20/10 03:51	106-93-4	
1,2-Dichloroethane	ND	ug/L	5.0	1.3	1		08/20/10 03:51	107-06-2	
Diisopropyl ether	ND	ug/L	5.0	2.7	1		08/20/10 03:51	108-20-3	
Ethanol	ND	ug/L	200	170	1		08/20/10 03:51	64-17-5	
Ethylbenzene	ND	ug/L	5.0	1.1	1		08/20/10 03:51	100-41-4	
Ethyl-tert-butyl ether	ND	ug/L	10.0	4.6	1		08/20/10 03:51	637-92-3	
Methyl-tert-butyl ether	ND	ug/L	5.0	2.0	1		08/20/10 03:51	1634-04-4	
Naphthalene	ND	ug/L	5.0	2.9	1		08/20/10 03:51	91-20-3	
Toluene	ND	ug/L	5.0	1.8	1		08/20/10 03:51	108-88-3	
Xylene (Total)	ND	ug/L	10.0	2.7	1		08/20/10 03:51	1330-20-7	
m&p-Xylene	ND	ug/L	10.0	2.7	1		08/20/10 03:51	179601-23-1	
o-Xylene	ND	ug/L	5.0	1.7	1		08/20/10 03:51	95-47-6	
Dibromofluoromethane (S)	92	%	70-130		1		08/20/10 03:51	1868-53-7	
Toluene-d8 (S)	97	%	70-130		1		08/20/10 03:51	2037-26-5	
4-Bromofluorobenzene (S)	110	%	70-130		1		08/20/10 03:51	460-00-4	
1,2-Dichloroethane-d4 (S)	83	%	70-130		1		08/20/10 03:51	17060-07-0	

This report shall not be reproduced, except in full,
without the written consent of Pace Analytical Services, Inc..

ACCREDITED IN ACCORDANCE WITH nelac

Pace Analytical
www.pacelabs.com

Pace Analytical Services, Inc.
2225 Riverside Dr.
Asheville, NC 28804
(828)254-7176

Pace Analytical Services, Inc.
9800 Kincey Ave. Suite 100
Huntersville, NC 28078
(704)875-9092

ANALYTICAL RESULTS

Project: CLOUD'S CHEVRON
Pace Project No.: 9275793

Sample: MW-69 **Lab ID: 9275793041** Collected: 08/16/10 10:24 Received: 08/18/10 14:40 Matrix: Water

Parameters	Results	Units	Report Limit	MDL	DF	Prepared	Analyzed	CAS No.	Qual
8011 GCS EDB and DBCP	Analytical Method: EPA 8011 Preparation Method: EPA 8011								
1,2-Dibromoethane (EDB)	ND	ug/L	0.019	0.019	1	08/20/10 14:47	08/21/10 00:23	106-93-4	
1-Chloro-2-bromopropane (S)	62	%	60-140		1	08/20/10 14:47	08/21/10 00:23	301-79-56	
8260 MSV Oxygenates	Analytical Method: EPA 8260								
tert-Amyl Alcohol	ND	ug/L	100	62.0	1		08/20/10 05:59	75-85-4	
tert-Amylmethyl ether	ND	ug/L	10.0	4.5	1		08/20/10 05:59	994-05-8	
Benzene	ND	ug/L	5.0	1.2	1		08/20/10 05:59	71-43-2	
3,3-Dimethyl-1-Butanol	ND	ug/L	100	48.0	1		08/20/10 05:59	624-95-3	
tert-Butyl Alcohol	ND	ug/L	100	27.0	1		08/20/10 05:59	75-65-0	
tert-Butyl Formate	ND	ug/L	50.0	9.0	1		08/20/10 05:59	762-75-4	
1,2-Dibromoethane (EDB)	ND	ug/L	5.0	3.6	1		08/20/10 05:59	106-93-4	
1,2-Dichloroethane	ND	ug/L	5.0	1.3	1		08/20/10 05:59	107-06-2	
Diisopropyl ether	ND	ug/L	5.0	2.7	1		08/20/10 05:59	108-20-3	
Ethanol	ND	ug/L	200	170	1		08/20/10 05:59	64-17-5	
Ethylbenzene	ND	ug/L	5.0	1.1	1		08/20/10 05:59	100-41-4	
Ethyl-tert-butyl ether	ND	ug/L	10.0	4.6	1		08/20/10 05:59	637-92-3	
Methyl-tert-butyl ether	ND	ug/L	5.0	2.0	1		08/20/10 05:59	1634-04-4	
Naphthalene	ND	ug/L	5.0	2.9	1		08/20/10 05:59	91-20-3	
Toluene	ND	ug/L	5.0	1.8	1		08/20/10 05:59	108-88-3	
Xylene (Total)	**5.2J**	ug/L	10.0	2.7	1		08/20/10 05:59	1330-20-7	
m&p-Xylene	**3.6J**	ug/L	10.0	2.7	1		08/20/10 05:59	179601-23-1	
o-Xylene	ND	ug/L	5.0	1.7	1		08/20/10 05:59	95-47-6	
Dibromofluoromethane (S)	88	%	70-130		1		08/20/10 05:59	1868-53-7	
Toluene-d8 (S)	96	%	70-130		1		08/20/10 05:59	2037-26-5	
4-Bromofluorobenzene (S)	109	%	70-130		1		08/20/10 05:59	460-00-4	
1,2-Dichloroethane-d4 (S)	80	%	70-130		1		08/20/10 05:59	17060-07-0	

This report shall not be reproduced, except in full,
without the written consent of Pace Analytical Services, Inc..

ACCREDITED IN ACCORDANCE WITH NELAC

Pace Analytical®
www.pacelabs.com

Pace Analytical Services, Inc.
2225 Riverside Dr.
Asheville, NC 28804
(828)254-7176

Pace Analytical Services, Inc.
9800 Kincey Ave. Suite 100
Huntersville, NC 28078
(704)875-9092

ANALYTICAL RESULTS

Project: CLOUD'S CHEVRON
Pace Project No.: 9275793

Sample: MW-5AR **Lab ID: 9275793042** Collected: 08/16/10 09:30 Received: 08/18/10 14:40 Matrix: Water

Parameters	Results	Units	Report Limit	MDL	DF	Prepared	Analyzed	CAS No.	Qual
8011 GCS EDB and DBCP	Analytical Method: EPA 8011 Preparation Method: EPA 8011								
1,2-Dibromoethane (EDB)	ND	ug/L	0.020	0.020	1	08/20/10 14:48	08/21/10 00:41	106-93-4	
1-Chloro-2-bromopropane (S)	101	%	60-140		1	08/20/10 14:48	08/21/10 00:41	301-79-56	
8260 MSV Oxygenates	Analytical Method: EPA 8260								
tert-Amyl Alcohol	ND	ug/L	10000	6200	100		08/20/10 07:12	75-85-4	
tert-Amylmethyl ether	ND	ug/L	1000	450	100		08/20/10 07:12	994-05-8	
Benzene	**2120**	ug/L	500	120	100		08/20/10 07:12	71-43-2	
3,3-Dimethyl-1-Butanol	ND	ug/L	10000	4800	100		08/20/10 07:12	624-95-3	
tert-Butyl Alcohol	ND	ug/L	10000	2700	100		08/20/10 07:12	75-65-0	
tert-Butyl Formate	ND	ug/L	5000	900	100		08/20/10 07:12	762-75-4	
1,2-Dibromoethane (EDB)	ND	ug/L	500	360	100		08/20/10 07:12	106-93-4	
1,2-Dichloroethane	ND	ug/L	500	130	100		08/20/10 07:12	107-06-2	
Diisopropyl ether	ND	ug/L	500	270	100		08/20/10 07:12	108-20-3	
Ethanol	ND	ug/L	20000	17000	100		08/20/10 07:12	64-17-5	
Ethylbenzene	**716**	ug/L	500	110	100		08/20/10 07:12	100-41-4	
Ethyl-tert-butyl ether	ND	ug/L	1000	460	100		08/20/10 07:12	637-92-3	
Methyl-tert-butyl ether	ND	ug/L	500	200	100		08/20/10 07:12	1634-04-4	
Naphthalene	**466J**	ug/L	500	290	100		08/20/10 07:12	91-20-3	
Toluene	**6600**	ug/L	500	180	100		08/20/10 07:12	108-88-3	
Xylene (Total)	**6060**	ug/L	1000	270	100		08/20/10 07:12	1330-20-7	
m&p-Xylene	**3470**	ug/L	1000	270	100		08/20/10 07:12	179601-23-1	
o-Xylene	**2590**	ug/L	500	170	100		08/20/10 07:12	95-47-6	
Dibromofluoromethane (S)	89	%	70-130		100		08/20/10 07:12	1868-53-7	
Toluene-d8 (S)	96	%	70-130		100		08/20/10 07:12	2037-26-5	
4-Bromofluorobenzene (S)	109	%	70-130		100		08/20/10 07:12	460-00-4	
1,2-Dichloroethane-d4 (S)	80	%	70-130		100		08/20/10 07:12	17060-07-0	

This report shall not be reproduced, except in full,
without the written consent of Pace Analytical Services, Inc..

ACCREDITED IN ACCORDANCE WITH nelac

Pace Analytical®
www.pacelabs.com

Pace Analytical Services, Inc.
2225 Riverside Dr.
Asheville, NC 28804
(828)254-7176

Pace Analytical Services, Inc.
9800 Kincey Ave. Suite 100
Huntersville, NC 28078
(704)875-9092

ANALYTICAL RESULTS

Project: CLOUD'S CHEVRON
Pace Project No.: 9275793

Sample: DW-3 **Lab ID: 9275793043** Collected: 08/12/10 14:46 Received: 08/18/10 14:40 Matrix: Water

Parameters	Results	Units	Report Limit	MDL	DF	Prepared	Analyzed	CAS No.	Qual
8011 GCS EDB and DBCP	Analytical Method: EPA 8011 Preparation Method: EPA 8011								
1,2-Dibromoethane (EDB)	**0.22**	ug/L	0.020	0.020	1	08/20/10 14:47	08/20/10 21:17	106-93-4	
1-Chloro-2-bromopropane (S)	113	%	60-140		1	08/20/10 14:47	08/20/10 21:17	301-79-56	
8260 MSV Oxygenates	Analytical Method: EPA 8260								
tert-Amyl Alcohol	**3820J**	ug/L	5000	3100	50		08/21/10 17:04	75-85-4	
tert-Amylmethyl ether	**34.8**	ug/L	10.0	4.5	1		08/20/10 06:17	994-05-8	
Benzene	**1810**	ug/L	250	60.0	50		08/21/10 17:04	71-43-2	
3,3-Dimethyl-1-Butanol	ND	ug/L	100	48.0	1		08/20/10 06:17	624-95-3	
tert-Butyl Alcohol	**190**	ug/L	100	27.0	1		08/20/10 06:17	75-65-0	
tert-Butyl Formate	ND	ug/L	50.0	9.0	1		08/20/10 06:17	762-75-4	
1,2-Dibromoethane (EDB)	ND	ug/L	5.0	3.6	1		08/20/10 06:17	106-93-4	
1,2-Dichloroethane	ND	ug/L	5.0	1.3	1		08/20/10 06:17	107-06-2	
Diisopropyl ether	**118**	ug/L	5.0	2.7	1		08/20/10 06:17	108-20-3	
Ethanol	ND	ug/L	200	170	1		08/20/10 06:17	64-17-5	
Ethylbenzene	**451**	ug/L	250	55.0	50		08/21/10 17:04	100-41-4	
Ethyl-tert-butyl ether	ND	ug/L	10.0	4.6	1		08/20/10 06:17	637-92-3	
Methyl-tert-butyl ether	**211J**	ug/L	250	100	50		08/21/10 17:04	1634-04-4	
Naphthalene	**178**	ug/L	5.0	2.9	1		08/20/10 06:17	91-20-3	
Toluene	**3870**	ug/L	250	90.0	50		08/21/10 17:04	108-88-3	
Xylene (Total)	**2440**	ug/L	500	135	50		08/21/10 17:04	1330-20-7	
m&p-Xylene	**1420**	ug/L	500	135	50		08/21/10 17:04	179601-23-1	
o-Xylene	**1020**	ug/L	250	85.0	50		08/21/10 17:04	95-47-6	
Dibromofluoromethane (S)	87	%	70-130		1		08/20/10 06:17	1868-53-7	
Toluene-d8 (S)	94	%	70-130		1		08/20/10 06:17	2037-26-5	
4-Bromofluorobenzene (S)	113	%	70-130		1		08/20/10 06:17	460-00-4	
1,2-Dichloroethane-d4 (S)	82	%	70-130		1		08/20/10 06:17	17060-07-0	

This report shall not be reproduced, except in full,
without the written consent of Pace Analytical Services, Inc..

ACCREDITED IN ACCORDANCE WITH nelac

Pace Analytical®
www.pacelabs.com

Pace Analytical Services, Inc.
2225 Riverside Dr.
Asheville, NC 28804
(828)254-7176

Pace Analytical Services, Inc.
9800 Kincey Ave. Suite 100
Huntersville, NC 28078
(704)875-9092

ANALYTICAL RESULTS

Project: CLOUD'S CHEVRON
Pace Project No.: 9275793

Sample: DW-4 **Lab ID: 9275793044** Collected: 08/12/10 14:27 Received: 08/18/10 14:40 Matrix: Water

Parameters	Results	Units	Report Limit	MDL	DF	Prepared	Analyzed	CAS No.	Qual
8011 GCS EDB and DBCP	Analytical Method: EPA 8011 Preparation Method: EPA 8011								
1,2-Dibromoethane (EDB)	ND	ug/L	0.020	0.020	1	08/20/10 14:47	08/20/10 21:36	106-93-4	
1-Chloro-2-bromopropane (S)	103	%	60-140		1	08/20/10 14:47	08/20/10 21:36	301-79-56	
8260 MSV Oxygenates	Analytical Method: EPA 8260								
tert-Amyl Alcohol	ND	ug/L	100	62.0	1		08/20/10 04:10	75-85-4	
tert-Amylmethyl ether	ND	ug/L	10.0	4.5	1		08/20/10 04:10	994-05-8	
Benzene	ND	ug/L	5.0	1.2	1		08/20/10 04:10	71-43-2	
3,3-Dimethyl-1-Butanol	ND	ug/L	100	48.0	1		08/20/10 04:10	624-95-3	
tert-Butyl Alcohol	ND	ug/L	100	27.0	1		08/20/10 04:10	75-65-0	
tert-Butyl Formate	ND	ug/L	50.0	9.0	1		08/20/10 04:10	762-75-4	
1,2-Dibromoethane (EDB)	ND	ug/L	5.0	3.6	1		08/20/10 04:10	106-93-4	
1,2-Dichloroethane	ND	ug/L	5.0	1.3	1		08/20/10 04:10	107-06-2	
Diisopropyl ether	ND	ug/L	5.0	2.7	1		08/20/10 04:10	108-20-3	
Ethanol	ND	ug/L	200	170	1		08/20/10 04:10	64-17-5	
Ethylbenzene	ND	ug/L	5.0	1.1	1		08/20/10 04:10	100-41-4	
Ethyl-tert-butyl ether	ND	ug/L	10.0	4.6	1		08/20/10 04:10	637-92-3	
Methyl-tert-butyl ether	ND	ug/L	5.0	2.0	1		08/20/10 04:10	1634-04-4	
Naphthalene	ND	ug/L	5.0	2.9	1		08/20/10 04:10	91-20-3	
Toluene	ND	ug/L	5.0	1.8	1		08/20/10 04:10	108-88-3	
Xylene (Total)	ND	ug/L	10.0	2.7	1		08/20/10 04:10	1330-20-7	
m&p-Xylene	ND	ug/L	10.0	2.7	1		08/20/10 04:10	179601-23-1	
o-Xylene	ND	ug/L	5.0	1.7	1		08/20/10 04:10	95-47-6	
Dibromofluoromethane (S)	91	%	70-130		1		08/20/10 04:10	1868-53-7	
Toluene-d8 (S)	97	%	70-130		1		08/20/10 04:10	2037-26-5	
4-Bromofluorobenzene (S)	112	%	70-130		1		08/20/10 04:10	460-00-4	
1,2-Dichloroethane-d4 (S)	82	%	70-130		1		08/20/10 04:10	17060-07-0	

This report shall not be reproduced, except in full,
without the written consent of Pace Analytical Services, Inc..

ACCREDITED IN ACCORDANCE WITH nelac

Pace Analytical®
www.pacelabs.com

Pace Analytical Services, Inc.
2225 Riverside Dr.
Asheville, NC 28804
(828)254-7176

Pace Analytical Services, Inc.
9800 Kincey Ave. Suite 100
Huntersville, NC 28078
(704)875-9092

ANALYTICAL RESULTS

Project: CLOUD'S CHEVRON
Pace Project No.: 9275793

Sample: DW-5 **Lab ID: 9275793045** Collected: 08/11/10 15:30 Received: 08/18/10 14:40 Matrix: Water

Parameters	Results	Units	Report Limit	MDL	DF	Prepared	Analyzed	CAS No.	Qual
8011 GCS EDB and DBCP	Analytical Method: EPA 8011 Preparation Method: EPA 8011								
1,2-Dibromoethane (EDB)	ND	ug/L	0.019	0.019	1	08/20/10 14:46	08/20/10 20:21	106-93-4	
1-Chloro-2-bromopropane (S)	103	%	60-140		1	08/20/10 14:46	08/20/10 20:21	301-79-56	
8260 MSV Oxygenates	Analytical Method: EPA 8260								
tert-Amyl Alcohol	ND	ug/L	100	62.0	1		08/23/10 13:59	75-85-4	
tert-Amylmethyl ether	ND	ug/L	10.0	4.5	1		08/23/10 13:59	994-05-8	
Benzene	**3.3J**	ug/L	5.0	1.2	1		08/23/10 13:59	71-43-2	
3,3-Dimethyl-1-Butanol	ND	ug/L	100	48.0	1		08/23/10 13:59	624-95-3	
tert-Butyl Alcohol	ND	ug/L	100	27.0	1		08/23/10 13:59	75-65-0	
tert-Butyl Formate	ND	ug/L	50.0	9.0	1		08/23/10 13:59	762-75-4	
1,2-Dibromoethane (EDB)	ND	ug/L	5.0	3.6	1		08/23/10 13:59	106-93-4	
1,2-Dichloroethane	ND	ug/L	5.0	1.3	1		08/23/10 13:59	107-06-2	
Diisopropyl ether	ND	ug/L	5.0	2.7	1		08/23/10 13:59	108-20-3	
Ethanol	ND	ug/L	200	170	1		08/23/10 13:59	64-17-5	
Ethylbenzene	ND	ug/L	5.0	1.1	1		08/23/10 13:59	100-41-4	
Ethyl-tert-butyl ether	ND	ug/L	10.0	4.6	1		08/23/10 13:59	637-92-3	
Methyl-tert-butyl ether	ND	ug/L	5.0	2.0	1		08/23/10 13:59	1634-04-4	
Naphthalene	ND	ug/L	5.0	2.9	1		08/23/10 13:59	91-20-3	
Toluene	ND	ug/L	5.0	1.8	1		08/23/10 13:59	108-88-3	
Xylene (Total)	ND	ug/L	10.0	2.7	1		08/23/10 13:59	1330-20-7	
m&p-Xylene	ND	ug/L	10.0	2.7	1		08/23/10 13:59	179601-23-1	
o-Xylene	ND	ug/L	5.0	1.7	1		08/23/10 13:59	95-47-6	
Dibromofluoromethane (S)	100	%	70-130		1		08/23/10 13:59	1868-53-7	
Toluene-d8 (S)	99	%	70-130		1		08/23/10 13:59	2037-26-5	
4-Bromofluorobenzene (S)	100	%	70-130		1		08/23/10 13:59	460-00-4	
1,2-Dichloroethane-d4 (S)	100	%	70-130		1		08/23/10 13:59	17060-07-0	

This report shall not be reproduced, except in full,
without the written consent of Pace Analytical Services, Inc..

ACCREDITED IN ACCORDANCE WITH nelac

Pace Analytical®
www.pacelabs.com

Pace Analytical Services, Inc.
2225 Riverside Dr.
Asheville, NC 28804
(828)254-7176

Pace Analytical Services, Inc.
9800 Kincey Ave. Suite 100
Huntersville, NC 28078
(704)875-9092

ANALYTICAL RESULTS

Project: CLOUD'S CHEVRON
Pace Project No.: 9275793

Sample: DW-6 **Lab ID: 9275793046** Collected: 08/16/10 15:00 Received: 08/18/10 14:40 Matrix: Water

Parameters	Results	Units	Report Limit	MDL	DF	Prepared	Analyzed	CAS No.	Qual
8011 GCS EDB and DBCP	Analytical Method: EPA 8011 Preparation Method: EPA 8011								
1,2-Dibromoethane (EDB)	ND	ug/L	0.019	0.019	1	08/20/10 14:48	08/21/10 00:59	106-93-4	
1-Chloro-2-bromopropane (S)	99	%	60-140		1	08/20/10 14:48	08/21/10 00:59	301-79-56	
8260 MSV Oxygenates	Analytical Method: EPA 8260								
tert-Amyl Alcohol	ND	ug/L	100	62.0	1		08/20/10 04:28	75-85-4	
tert-Amylmethyl ether	ND	ug/L	10.0	4.5	1		08/20/10 04:28	994-05-8	
Benzene	ND	ug/L	5.0	1.2	1		08/20/10 04:28	71-43-2	
3,3-Dimethyl-1-Butanol	ND	ug/L	100	48.0	1		08/20/10 04:28	624-95-3	
tert-Butyl Alcohol	ND	ug/L	100	27.0	1		08/20/10 04:28	75-65-0	
tert-Butyl Formate	ND	ug/L	50.0	9.0	1		08/20/10 04:28	762-75-4	
1,2-Dibromoethane (EDB)	ND	ug/L	5.0	3.6	1		08/20/10 04:28	106-93-4	
1,2-Dichloroethane	ND	ug/L	5.0	1.3	1		08/20/10 04:28	107-06-2	
Diisopropyl ether	ND	ug/L	5.0	2.7	1		08/20/10 04:28	108-20-3	
Ethanol	ND	ug/L	200	170	1		08/20/10 04:28	64-17-5	
Ethylbenzene	ND	ug/L	5.0	1.1	1		08/20/10 04:28	100-41-4	
Ethyl-tert-butyl ether	ND	ug/L	10.0	4.6	1		08/20/10 04:28	637-92-3	
Methyl-tert-butyl ether	ND	ug/L	5.0	2.0	1		08/20/10 04:28	1634-04-4	
Naphthalene	ND	ug/L	5.0	2.9	1		08/20/10 04:28	91-20-3	
Toluene	ND	ug/L	5.0	1.8	1		08/20/10 04:28	108-88-3	
Xylene (Total)	ND	ug/L	10.0	2.7	1		08/20/10 04:28	1330-20-7	
m&p-Xylene	ND	ug/L	10.0	2.7	1		08/20/10 04:28	179601-23-1	
o-Xylene	ND	ug/L	5.0	1.7	1		08/20/10 04:28	95-47-6	
Dibromofluoromethane (S)	89	%	70-130		1		08/20/10 04:28	1868-53-7	
Toluene-d8 (S)	96	%	70-130		1		08/20/10 04:28	2037-26-5	
4-Bromofluorobenzene (S)	110	%	70-130		1		08/20/10 04:28	460-00-4	
1,2-Dichloroethane-d4 (S)	81	%	70-130		1		08/20/10 04:28	17060-07-0	

This report shall not be reproduced, except in full,
without the written consent of Pace Analytical Services, Inc..

ACCREDITED IN ACCORDANCE WITH ISO/IEC 17025 nelac

Pace Analytical®
www.pacelabs.com

Pace Analytical Services, Inc.
2225 Riverside Dr.
Asheville, NC 28804
(828)254-7176

Pace Analytical Services, Inc.
9800 Kincey Ave. Suite 100
Huntersville, NC 28078
(704)875-9092

ANALYTICAL RESULTS

Project: CLOUD'S CHEVRON
Pace Project No.: 9275793

Sample: DW-7 **Lab ID: 9275793047** Collected: 08/11/10 10:05 Received: 08/18/10 14:40 Matrix: Water

Parameters	Results	Units	Report Limit	MDL	DF	Prepared	Analyzed	CAS No.	Qual
8011 GCS EDB and DBCP	Analytical Method: EPA 8011 Preparation Method: EPA 8011								
1,2-Dibromoethane (EDB)	ND	ug/L	0.020	0.020	1	08/20/10 14:46	08/20/10 20:40	106-93-4	
1-Chloro-2-bromopropane (S)	105	%	60-140		1	08/20/10 14:46	08/20/10 20:40	301-79-56	
8260 MSV Oxygenates	Analytical Method: EPA 8260								
tert-Amyl Alcohol	ND	ug/L	100	62.0	1		08/20/10 04:46	75-85-4	
tert-Amylmethyl ether	ND	ug/L	10.0	4.5	1		08/20/10 04:46	994-05-8	
Benzene	ND	ug/L	5.0	1.2	1		08/20/10 04:46	71-43-2	
3,3-Dimethyl-1-Butanol	ND	ug/L	100	48.0	1		08/20/10 04:46	624-95-3	
tert-Butyl Alcohol	ND	ug/L	100	27.0	1		08/20/10 04:46	75-65-0	
tert-Butyl Formate	ND	ug/L	50.0	9.0	1		08/20/10 04:46	762-75-4	
1,2-Dibromoethane (EDB)	ND	ug/L	5.0	3.6	1		08/20/10 04:46	106-93-4	
1,2-Dichloroethane	ND	ug/L	5.0	1.3	1		08/20/10 04:46	107-06-2	
Diisopropyl ether	ND	ug/L	5.0	2.7	1		08/20/10 04:46	108-20-3	
Ethanol	ND	ug/L	200	170	1		08/20/10 04:46	64-17-5	
Ethylbenzene	ND	ug/L	5.0	1.1	1		08/20/10 04:46	100-41-4	
Ethyl-tert-butyl ether	ND	ug/L	10.0	4.6	1		08/20/10 04:46	637-92-3	
Methyl-tert-butyl ether	**2.6J**	ug/L	5.0	2.0	1		08/20/10 04:46	1634-04-4	
Naphthalene	ND	ug/L	5.0	2.9	1		08/20/10 04:46	91-20-3	
Toluene	ND	ug/L	5.0	1.8	1		08/20/10 04:46	108-88-3	
Xylene (Total)	ND	ug/L	10.0	2.7	1		08/20/10 04:46	1330-20-7	
m&p-Xylene	ND	ug/L	10.0	2.7	1		08/20/10 04:46	179601-23-1	
o-Xylene	ND	ug/L	5.0	1.7	1		08/20/10 04:46	95-47-6	
Dibromofluoromethane (S)	91	%	70-130		1		08/20/10 04:46	1868-53-7	
Toluene-d8 (S)	97	%	70-130		1		08/20/10 04:46	2037-26-5	
4-Bromofluorobenzene (S)	110	%	70-130		1		08/20/10 04:46	460-00-4	
1,2-Dichloroethane-d4 (S)	84	%	70-130		1		08/20/10 04:46	17060-07-0	

This report shall not be reproduced, except in full,
without the written consent of Pace Analytical Services, Inc..

ACCREDITED IN ACCORDANCE WITH nelac

Pace Analytical®
www.pacelabs.com

Pace Analytical Services, Inc.
2225 Riverside Dr.
Asheville, NC 28804
(828)254-7176

Pace Analytical Services, Inc.
9800 Kincey Ave. Suite 100
Huntersville, NC 28078
(704)875-9092

ANALYTICAL RESULTS

Project: CLOUD'S CHEVRON
Pace Project No.: 9275793

Sample: DW-9 **Lab ID: 9275793048** Collected: 08/11/10 16:45 Received: 08/18/10 14:40 Matrix: Water

Parameters	Results	Units	Report Limit	MDL	DF	Prepared	Analyzed	CAS No.	Qual
8011 GCS EDB and DBCP	Analytical Method: EPA 8011 Preparation Method: EPA 8011								
1,2-Dibromoethane (EDB)	ND	ug/L	0.020	0.020	1	08/20/10 14:46	08/20/10 20:58	106-93-4	
1-Chloro-2-bromopropane (S)	92	%	60-140		1	08/20/10 14:46	08/20/10 20:58	301-79-56	
8260 MSV Oxygenates	Analytical Method: EPA 8260								
tert-Amyl Alcohol	ND	ug/L	100	62.0	1		08/21/10 13:23	75-85-4	
tert-Amylmethyl ether	ND	ug/L	10.0	4.5	1		08/21/10 13:23	994-05-8	
Benzene	ND	ug/L	5.0	1.2	1		08/21/10 13:23	71-43-2	
3,3-Dimethyl-1-Butanol	ND	ug/L	100	48.0	1		08/21/10 13:23	624-95-3	
tert-Butyl Alcohol	ND	ug/L	100	27.0	1		08/21/10 13:23	75-65-0	
tert-Butyl Formate	ND	ug/L	50.0	9.0	1		08/21/10 13:23	762-75-4	
1,2-Dibromoethane (EDB)	ND	ug/L	5.0	3.6	1		08/21/10 13:23	106-93-4	
1,2-Dichloroethane	ND	ug/L	5.0	1.3	1		08/21/10 13:23	107-06-2	
Diisopropyl ether	ND	ug/L	5.0	2.7	1		08/21/10 13:23	108-20-3	
Ethanol	ND	ug/L	200	170	1		08/21/10 13:23	64-17-5	
Ethylbenzene	ND	ug/L	5.0	1.1	1		08/21/10 13:23	100-41-4	
Ethyl-tert-butyl ether	ND	ug/L	10.0	4.6	1		08/21/10 13:23	637-92-3	
Methyl-tert-butyl ether	ND	ug/L	5.0	2.0	1		08/21/10 13:23	1634-04-4	
Naphthalene	ND	ug/L	5.0	2.9	1		08/21/10 13:23	91-20-3	
Toluene	ND	ug/L	5.0	1.8	1		08/21/10 13:23	108-88-3	
Xylene (Total)	ND	ug/L	10.0	2.7	1		08/21/10 13:23	1330-20-7	
m&p-Xylene	ND	ug/L	10.0	2.7	1		08/21/10 13:23	179601-23-1	
o-Xylene	ND	ug/L	5.0	1.7	1		08/21/10 13:23	95-47-6	
Dibromofluoromethane (S)	97	%	70-130		1		08/21/10 13:23	1868-53-7	
Toluene-d8 (S)	90	%	70-130		1		08/21/10 13:23	2037-26-5	
4-Bromofluorobenzene (S)	90	%	70-130		1		08/21/10 13:23	460-00-4	
1,2-Dichloroethane-d4 (S)	93	%	70-130		1		08/21/10 13:23	17060-07-0	

This report shall not be reproduced, except in full,
without the written consent of Pace Analytical Services, Inc..

ACCREDITED IN ACCORDANCE WITH ISO nelac

Pace Analytical®
www.pacelabs.com

Pace Analytical Services, Inc.
2225 Riverside Dr.
Asheville, NC 28804
(828)254-7176

Pace Analytical Services, Inc.
9800 Kincey Ave. Suite 100
Huntersville, NC 28078
(704)875-9092

ANALYTICAL RESULTS

Project: CLOUD'S CHEVRON
Pace Project No.: 9275793

Sample: SW-1 **Lab ID: 9275793049** Collected: 08/16/10 12:38 Received: 08/18/10 14:40 Matrix: Water

Parameters	Results	Units	Report Limit	MDL	DF	Prepared	Analyzed	CAS No.	Qual
8011 GCS EDB and DBCP	Analytical Method: EPA 8011 Preparation Method: EPA 8011								
1,2-Dibromoethane (EDB)	ND	ug/L	0.019	0.019	1	08/20/10 14:48	08/21/10 01:18	106-93-4	
1-Chloro-2-bromopropane (S)	103	%	60-140		1	08/20/10 14:48	08/21/10 01:18	301-79-56	
8260 MSV Oxygenates	Analytical Method: EPA 8260								
tert-Amyl Alcohol	**653**	ug/L	250	155	2.5		08/20/10 07:30	75-85-4	
tert-Amylmethyl ether	ND	ug/L	25.0	11.2	2.5		08/20/10 07:30	994-05-8	
Benzene	**324**	ug/L	12.5	3.0	2.5		08/20/10 07:30	71-43-2	
3,3-Dimethyl-1-Butanol	ND	ug/L	250	120	2.5		08/20/10 07:30	624-95-3	
tert-Butyl Alcohol	ND	ug/L	250	67.5	2.5		08/20/10 07:30	75-65-0	
tert-Butyl Formate	ND	ug/L	125	22.5	2.5		08/20/10 07:30	762-75-4	
1,2-Dibromoethane (EDB)	ND	ug/L	12.5	9.0	2.5		08/20/10 07:30	106-93-4	
1,2-Dichloroethane	ND	ug/L	12.5	3.2	2.5		08/20/10 07:30	107-06-2	
Diisopropyl ether	**35.0**	ug/L	12.5	6.8	2.5		08/20/10 07:30	108-20-3	
Ethanol	ND	ug/L	500	425	2.5		08/20/10 07:30	64-17-5	
Ethylbenzene	**53.5**	ug/L	12.5	2.8	2.5		08/20/10 07:30	100-41-4	
Ethyl-tert-butyl ether	ND	ug/L	25.0	11.5	2.5		08/20/10 07:30	637-92-3	
Methyl-tert-butyl ether	**86.5**	ug/L	12.5	5.0	2.5		08/20/10 07:30	1634-04-4	
Naphthalene	**17.6**	ug/L	12.5	7.2	2.5		08/20/10 07:30	91-20-3	
Toluene	**39.4**	ug/L	12.5	4.5	2.5		08/20/10 07:30	108-88-3	
Xylene (Total)	**158**	ug/L	25.0	6.8	2.5		08/20/10 07:30	1330-20-7	
m&p-Xylene	**144**	ug/L	25.0	6.8	2.5		08/20/10 07:30	179601-23-1	
o-Xylene	**14.3**	ug/L	12.5	4.2	2.5		08/20/10 07:30	95-47-6	
Dibromofluoromethane (S)	87	%	70-130		2.5		08/20/10 07:30	1868-53-7	
Toluene-d8 (S)	96	%	70-130		2.5		08/20/10 07:30	2037-26-5	
4-Bromofluorobenzene (S)	110	%	70-130		2.5		08/20/10 07:30	460-00-4	
1,2-Dichloroethane-d4 (S)	80	%	70-130		2.5		08/20/10 07:30	17060-07-0	

This report shall not be reproduced, except in full,
without the written consent of Pace Analytical Services, Inc..

ACCREDITED IN ACCORDANCE WITH ISO/IEC 17025 nelac

Pace Analytical
www.pacelabs.com

Pace Analytical Services, Inc.
2225 Riverside Dr.
Asheville, NC 28804
(828)254-7176

Pace Analytical Services, Inc.
9800 Kincey Ave. Suite 100
Huntersville, NC 28078
(704)875-9092

ANALYTICAL RESULTS

Project: CLOUD'S CHEVRON
Pace Project No.: 9275793

Sample: MW-54 **Lab ID: 9275793050** Collected: 08/17/10 10:30 Received: 08/18/10 14:40 Matrix: Water

Parameters	Results	Units	Report Limit	MDL	DF	Prepared	Analyzed	CAS No.	Qual
8011 GCS EDB and DBCP	Analytical Method: EPA 8011 Preparation Method: EPA 8011								
1,2-Dibromoethane (EDB)	**0.11**	ug/L	0.020	0.020	1	08/20/10 14:48	08/21/10 01:36	106-93-4	
1-Chloro-2-bromopropane (S)	105	%	60-140		1	08/20/10 14:48	08/21/10 01:36	301-79-56	
8260 MSV Oxygenates	Analytical Method: EPA 8260								
tert-Amyl Alcohol	ND	ug/L	100	62.0	1		08/20/10 06:54	75-85-4	
tert-Amylmethyl ether	ND	ug/L	10.0	4.5	1		08/20/10 06:54	994-05-8	
Benzene	ND	ug/L	5.0	1.2	1		08/20/10 06:54	71-43-2	
3,3-Dimethyl-1-Butanol	ND	ug/L	100	48.0	1		08/20/10 06:54	624-95-3	
tert-Butyl Alcohol	ND	ug/L	100	27.0	1		08/20/10 06:54	75-65-0	
tert-Butyl Formate	ND	ug/L	50.0	9.0	1		08/20/10 06:54	762-75-4	
1,2-Dibromoethane (EDB)	ND	ug/L	5.0	3.6	1		08/20/10 06:54	106-93-4	
1,2-Dichloroethane	ND	ug/L	5.0	1.3	1		08/20/10 06:54	107-06-2	
Diisopropyl ether	**11.4**	ug/L	5.0	2.7	1		08/20/10 06:54	108-20-3	
Ethanol	ND	ug/L	200	170	1		08/20/10 06:54	64-17-5	
Ethylbenzene	ND	ug/L	5.0	1.1	1		08/20/10 06:54	100-41-4	
Ethyl-tert-butyl ether	ND	ug/L	10.0	4.6	1		08/20/10 06:54	637-92-3	
Methyl-tert-butyl ether	**6.9**	ug/L	5.0	2.0	1		08/20/10 06:54	1634-04-4	
Naphthalene	ND	ug/L	5.0	2.9	1		08/20/10 06:54	91-20-3	
Toluene	**2.0J**	ug/L	5.0	1.8	1		08/20/10 06:54	108-88-3	
Xylene (Total)	ND	ug/L	10.0	2.7	1		08/20/10 06:54	1330-20-7	
m&p-Xylene	ND	ug/L	10.0	2.7	1		08/20/10 06:54	179601-23-1	
o-Xylene	ND	ug/L	5.0	1.7	1		08/20/10 06:54	95-47-6	
Dibromofluoromethane (S)	89	%	70-130		1		08/20/10 06:54	1868-53-7	
Toluene-d8 (S)	96	%	70-130		1		08/20/10 06:54	2037-26-5	
4-Bromofluorobenzene (S)	110	%	70-130		1		08/20/10 06:54	460-00-4	
1,2-Dichloroethane-d4 (S)	81	%	70-130		1		08/20/10 06:54	17060-07-0	

REPORT OF LABORATORY ANALYSIS

This report shall not be reproduced, except in full,
without the written consent of Pace Analytical Services, Inc..

ACCREDITED IN ACCORDANCE WITH nelac

Pace Analytical®
www.pacelabs.com

Pace Analytical Services, Inc.
2225 Riverside Dr.
Asheville, NC 28804
(828)254-7176

Pace Analytical Services, Inc.
9800 Kincey Ave. Suite 100
Huntersville, NC 28078
(704)875-9092

QUALITY CONTROL DATA

Project: CLOUD'S CHEVRON
Pace Project No.: 9275793

QC Batch: OEXT/10901 Analysis Method: EPA 8011
QC Batch Method: EPA 8011 Analysis Description: GCS 8011 EDB DBCP
Associated Lab Samples: 9275793001, 9275793002

METHOD BLANK: 485438 Matrix: Water
Associated Lab Samples: 9275793001, 9275793002

Parameter	Units	Blank Result	Reporting Limit	Analyzed	Qualifiers
1,2-Dibromoethane (EDB)	ug/L	ND	0.020	08/20/10 01:27	
1-Chloro-2-bromopropane (S)	%	107	60-140	08/20/10 01:27	

LABORATORY CONTROL SAMPLE & LCSD: 485439 485440

Parameter	Units	Spike Conc.	LCS Result	LCSD Result	LCS % Rec	LCSD % Rec	% Rec Limits	RPD	Max RPD	Qualifiers
1,2-Dibromoethane (EDB)	ug/L	.28	0.31	0.32	112	112	60-140	2	20	
1-Chloro-2-bromopropane (S)	%				108	106	60-140			

MATRIX SPIKE & MATRIX SPIKE DUPLICATE: 485441 485442

Parameter	Units	9275214013 Result	MS Spike Conc.	MSD Spike Conc.	MS Result	MSD Result	MS % Rec	MSD % Rec	% Rec Limits	RPD	Max RPD	Qual
1,2-Dibromoethane (EDB)	ug/L	ND	.28	.28	0.36	0.35	126	122	60-140	3	20	
1-Chloro-2-bromopropane (S)	%						110	107	60-140			

SAMPLE DUPLICATE: 485443

Parameter	Units	9275595001 Result	Dup Result	RPD	Max RPD	Qualifiers
1,2-Dibromoethane (EDB)	ug/L	ND	ND		20	
1-Chloro-2-bromopropane (S)	%	111	103	6		

This report shall not be reproduced, except in full,
without the written consent of Pace Analytical Services, Inc..

ACCREDITED IN ACCORDANCE WITH ISO 17025 nelac

Pace Analytical®
www.pacelabs.com

Pace Analytical Services, Inc.
2225 Riverside Dr.
Asheville, NC 28804
(828)254-7176

Pace Analytical Services, Inc.
9800 Kincey Ave. Suite 100
Huntersville, NC 28078
(704)875-9092

QUALITY CONTROL DATA

Project: CLOUD'S CHEVRON
Pace Project No.: 9275793

QC Batch: OEXT/10902 Analysis Method: EPA 8011
QC Batch Method: EPA 8011 Analysis Description: GCS 8011 EDB DBCP
Associated Lab Samples: 9275793003, 9275793004, 9275793005, 9275793006, 9275793007, 9275793008, 9275793009, 9275793010, 9275793011, 9275793013

METHOD BLANK: 485444 Matrix: Water
Associated Lab Samples: 9275793003, 9275793004, 9275793005, 9275793006, 9275793007, 9275793008, 9275793009, 9275793010, 9275793011, 9275793013

Parameter	Units	Blank Result	Reporting Limit	Analyzed	Qualifiers
1,2-Dibromoethane (EDB)	ug/L	ND	0.020	08/20/10 00:57	
1-Chloro-2-bromopropane (S)	%	105	60-140	08/20/10 00:57	

LABORATORY CONTROL SAMPLE & LCSD: 485445 485446

Parameter	Units	Spike Conc.	LCS Result	LCSD Result	LCS % Rec	LCSD % Rec	% Rec Limits	RPD	Max RPD	Qualifiers
1,2-Dibromoethane (EDB)	ug/L	.28	0.31	0.32	110	112	60-140	2	20	
1-Chloro-2-bromopropane (S)	%				106	106	60-140			

MATRIX SPIKE & MATRIX SPIKE DUPLICATE: 485447 485448

Parameter	Units	9275678002 Result	MS Spike Conc.	MSD Spike Conc.	MS Result	MSD Result	MS % Rec	MSD % Rec	% Rec Limits	RPD	Max RPD	Qual
1,2-Dibromoethane (EDB)	ug/L	ND	.28	.28	0.30	0.30	108	110	60-140	2	20	
1-Chloro-2-bromopropane (S)	%						97	99	60-140			

SAMPLE DUPLICATE: 485449

Parameter	Units	9275793013 Result	Dup Result	RPD	Max RPD	Qualifiers
1,2-Dibromoethane (EDB)	ug/L	0.068	0.074	8	20	C3
1-Chloro-2-bromopropane (S)	%	90	115	25		

This report shall not be reproduced, except in full,
without the written consent of Pace Analytical Services, Inc..

ACCREDITED IN ACCORDANCE WITH nelac

Pace Analytical Services, Inc.
2225 Riverside Dr.
Asheville, NC 28804
(828)254-7176

Pace Analytical Services, Inc.
9800 Kincey Ave. Suite 100
Huntersville, NC 28078
(704)875-9092

QUALITY CONTROL DATA

Project: CLOUD'S CHEVRON
Pace Project No.: 9275793

QC Batch: OEXT/10909
QC Batch Method: EPA 8011
Analysis Method: EPA 8011
Analysis Description: GCS 8011 EDB DBCP
Associated Lab Samples: 9275793014, 9275793015

METHOD BLANK: 486248 Matrix: Water
Associated Lab Samples: 9275793014, 9275793015

Parameter	Units	Blank Result	Reporting Limit	Analyzed	Qualifiers
1,2-Dibromoethane (EDB)	ug/L	ND	0.019	08/20/10 19:39	
1-Chloro-2-bromopropane (S)	%	109	60-140	08/20/10 19:39	

LABORATORY CONTROL SAMPLE & LCSD: 486249 486250

Parameter	Units	Spike Conc.	LCS Result	LCSD Result	LCS % Rec	LCSD % Rec	% Rec Limits	RPD	Max RPD	Qualifiers
1,2-Dibromoethane (EDB)	ug/L	.28	0.31	0.33	110	118	60-140	8	20	
1-Chloro-2-bromopropane (S)	%				104	110	60-140			

MATRIX SPIKE & MATRIX SPIKE DUPLICATE: 486251 486252

Parameter	Units	4035808003 Result	MS Spike Conc.	MSD Spike Conc.	MS Result	MSD Result	MS % Rec	MSD % Rec	% Rec Limits	RPD	Max RPD	Qual
1,2-Dibromoethane (EDB)	ug/L	ND	.27	.27	0.32	0.31	116	114	60-140	2	20	
1-Chloro-2-bromopropane (S)	%						106	104	60-140			

SAMPLE DUPLICATE: 486253

Parameter	Units	9275793014 Result	Dup Result	RPD	Max RPD	Qualifiers
1,2-Dibromoethane (EDB)	ug/L	ND	ND		20	
1-Chloro-2-bromopropane (S)	%	77	73	2		

This report shall not be reproduced, except in full,
without the written consent of Pace Analytical Services, Inc..

Pace Analytical®
www.pacelabs.com

Pace Analytical Services, Inc.
2225 Riverside Dr.
Asheville, NC 28804
(828)254-7176

Pace Analytical Services, Inc.
9800 Kincey Ave. Suite 100
Huntersville, NC 28078
(704)875-9092

QUALITY CONTROL DATA

Project: CLOUD'S CHEVRON
Pace Project No.: 9275793

QC Batch: OEXT/10910 Analysis Method: EPA 8011
QC Batch Method: EPA 8011 Analysis Description: GCS 8011 EDB DBCP
Associated Lab Samples: 9275793016, 9275793017, 9275793018, 9275793019, 9275793020, 9275793021, 9275793022, 9275793023, 9275793024, 9275793025, 9275793026, 9275793027, 9275793028, 9275793029, 9275793030, 9275793031, 9275793032, 9275793033, 9275793034

METHOD BLANK: 486254 Matrix: Water
Associated Lab Samples: 9275793016, 9275793017, 9275793018, 9275793019, 9275793020, 9275793021, 9275793022, 9275793023, 9275793024, 9275793025, 9275793026, 9275793027, 9275793028, 9275793029, 9275793030, 9275793031, 9275793032, 9275793033, 9275793034

Parameter	Units	Blank Result	Reporting Limit	Analyzed	Qualifiers
1,2-Dibromoethane (EDB)	ug/L	ND	0.019	08/21/10 04:49	
1-Chloro-2-bromopropane (S)	%	104	60-140	08/21/10 04:49	

LABORATORY CONTROL SAMPLE & LCSD: 486255 486256

Parameter	Units	Spike Conc.	LCS Result	LCSD Result	LCS % Rec	LCSD % Rec	% Rec Limits	RPD	Max RPD	Qualifiers
1,2-Dibromoethane (EDB)	ug/L	.28	0.29	0.28	102	100	60-140	4	20	
1-Chloro-2-bromopropane (S)	%				96	96	60-140			

MATRIX SPIKE & MATRIX SPIKE DUPLICATE: 486258 486259

Parameter	Units	9275793016 Result	MS Spike Conc.	MSD Spike Conc.	MS Result	MSD Result	MS % Rec	MSD % Rec	% Rec Limits	RPD	Max RPD	Qual
1,2-Dibromoethane (EDB)	ug/L	ND	.28	.28	0.30	0.28	106	102	60-140	4	20	
1-Chloro-2-bromopropane (S)	%						98	95	60-140			

SAMPLE DUPLICATE: 486257

Parameter	Units	9275793020 Result	Dup Result	RPD	Max RPD	Qualifiers
1,2-Dibromoethane (EDB)	ug/L	ND	ND		20	
1-Chloro-2-bromopropane (S)	%	100	98	1		

This report shall not be reproduced, except in full,
without the written consent of Pace Analytical Services, Inc..

ACCREDITED IN ACCORDANCE WITH nelac

Pace Analytical®
www.pacelabs.com

Pace Analytical Services, Inc.
2225 Riverside Dr.
Asheville, NC 28804
(828)254-7176

Pace Analytical Services, Inc.
9800 Kincey Ave. Suite 100
Huntersville, NC 28078
(704)875-9092

QUALITY CONTROL DATA

Project: CLOUD'S CHEVRON
Pace Project No.: 9275793

QC Batch: OEXT/10911 Analysis Method: EPA 8011
QC Batch Method: EPA 8011 Analysis Description: GCS 8011 EDB DBCP
Associated Lab Samples: 9275793036, 9275793037, 9275793038, 9275793039, 9275793040, 9275793041, 9275793042, 9275793043, 9275793044, 9275793045, 9275793046, 9275793047, 9275793048, 9275793049, 9275793050

METHOD BLANK: 486260 Matrix: Water
Associated Lab Samples: 9275793036, 9275793037, 9275793038, 9275793039, 9275793040, 9275793041, 9275793042, 9275793043, 9275793044, 9275793045, 9275793046, 9275793047, 9275793048, 9275793049, 9275793050

Parameter	Units	Blank Result	Reporting Limit	Analyzed	Qualifiers
1,2-Dibromoethane (EDB)	ug/L	ND	0.019	08/20/10 19:24	
1-Chloro-2-bromopropane (S)	%	106	60-140	08/20/10 19:24	

LABORATORY CONTROL SAMPLE & LCSD: 486261 486262

Parameter	Units	Spike Conc.	LCS Result	LCSD Result	LCS % Rec	LCSD % Rec	% Rec Limits	RPD	Max RPD	Qualifiers
1,2-Dibromoethane (EDB)	ug/L	.27	0.27	0.29	100	104	60-140	6	20	
1-Chloro-2-bromopropane (S)	%				106	109	60-140			

MATRIX SPIKE & MATRIX SPIKE DUPLICATE: 486263 486264

Parameter	Units	9275793037 Result	MS Spike Conc.	MSD Spike Conc.	MS Result	MSD Result	MS % Rec	MSD % Rec	% Rec Limits	RPD	Max RPD	Qual
1,2-Dibromoethane (EDB)	ug/L	0.16	.29	.29	0.46	0.45	106	102	60-140	2	20	
1-Chloro-2-bromopropane (S)	%						99	95	60-140			

SAMPLE DUPLICATE: 486265

Parameter	Units	9275793039 Result	Dup Result	RPD	Max RPD	Qualifiers
1,2-Dibromoethane (EDB)	ug/L	ND	ND		20	
1-Chloro-2-bromopropane (S)	%	99	99	1		

This report shall not be reproduced, except in full,
without the written consent of Pace Analytical Services, Inc..

ACCREDITED IN ACCORDANCE WITH nelac

Pace Analytical®
www.pacelabs.com

Pace Analytical Services, Inc.
2225 Riverside Dr.
Asheville, NC 28804
(828)254-7176

Pace Analytical Services, Inc.
9800 Kincey Ave. Suite 100
Huntersville, NC 28078
(704)875-9092

QUALITY CONTROL DATA

Project: CLOUD'S CHEVRON
Pace Project No.: 9275793

QC Batch: OEXT/10935
QC Batch Method: EPA 8011
Analysis Method: EPA 8011
Analysis Description: GCS 8011 EDB DBCP
Associated Lab Samples: 9275793012, 9275793035

METHOD BLANK: 487164 Matrix: Water
Associated Lab Samples: 9275793012, 9275793035

Parameter	Units	Blank Result	Reporting Limit	Analyzed	Qualifiers
1,2-Dibromoethane (EDB)	ug/L	ND	0.020	08/24/10 04:02	
1-Chloro-2-bromopropane (S)	%	103	60-140	08/24/10 04:02	

LABORATORY CONTROL SAMPLE & LCSD: 487165 487172

Parameter	Units	Spike Conc.	LCS Result	LCSD Result	LCS % Rec	LCSD % Rec	% Rec Limits	RPD	Max RPD	Qualifiers
1,2-Dibromoethane (EDB)	ug/L	.28	0.26	0.28	96	98	60-140	4	20	
1-Chloro-2-bromopropane (S)	%				100	102	60-140			

MATRIX SPIKE & MATRIX SPIKE DUPLICATE: 487166 487167

Parameter	Units	9276043003 Result	MS Spike Conc.	MSD Spike Conc.	MS Result	MSD Result	MS % Rec	MSD % Rec	% Rec Limits	RPD	Max RPD	Qual
1,2-Dibromoethane (EDB)	ug/L	ND	.29	.29	0.29	0.29	100	98	60-140	2	20	
1-Chloro-2-bromopropane (S)	%						99	98	60-140			

SAMPLE DUPLICATE: 487168

Parameter	Units	9276043004 Result	Dup Result	RPD	Max RPD	Qualifiers
1,2-Dibromoethane (EDB)	ug/L	ND	ND		20	
1-Chloro-2-bromopropane (S)	%	104	103	4		

This report shall not be reproduced, except in full,
without the written consent of Pace Analytical Services, Inc..

ACCREDITED IN ACCORDANCE WITH nelac

Pace Analytical
www.pacelabs.com

Pace Analytical Services, Inc.
2225 Riverside Dr.
Asheville, NC 28804
(828)254-7176

Pace Analytical Services, Inc.
9800 Kincey Ave. Suite 100
Huntersville, NC 28078
(704)875-9092

QUALITY CONTROL DATA

Project: CLOUD'S CHEVRON
Pace Project No.: 9275793

QC Batch: MSV/11949 Analysis Method: EPA 8260
QC Batch Method: EPA 8260 Analysis Description: 8260 MSV Oxygenates SC
Associated Lab Samples: 9275793002, 9275793017, 9275793025, 9275793035, 9275793036, 9275793039, 9275793040, 9275793044, 9275793046, 9275793047

METHOD BLANK: 485646 Matrix: Water
Associated Lab Samples: 9275793002, 9275793017, 9275793025, 9275793035, 9275793036, 9275793039, 9275793040, 9275793044, 9275793046, 9275793047

Parameter	Units	Blank Result	Reporting Limit	Analyzed	Qualifiers
1,2-Dibromoethane (EDB)	ug/L	ND	5.0	08/20/10 02:20	
1,2-Dichloroethane	ug/L	ND	5.0	08/20/10 02:20	
3,3-Dimethyl-1-Butanol	ug/L	ND	100	08/20/10 02:20	
Benzene	ug/L	ND	5.0	08/20/10 02:20	
Diisopropyl ether	ug/L	ND	5.0	08/20/10 02:20	
Ethanol	ug/L	ND	200	08/20/10 02:20	
Ethyl-tert-butyl ether	ug/L	ND	10.0	08/20/10 02:20	
Ethylbenzene	ug/L	ND	5.0	08/20/10 02:20	
m&p-Xylene	ug/L	ND	10.0	08/20/10 02:20	
Methyl-tert-butyl ether	ug/L	ND	5.0	08/20/10 02:20	
Naphthalene	ug/L	ND	5.0	08/20/10 02:20	
o-Xylene	ug/L	ND	5.0	08/20/10 02:20	
tert-Amyl Alcohol	ug/L	ND	100	08/20/10 02:20	
tert-Amylmethyl ether	ug/L	ND	10.0	08/20/10 02:20	
tert-Butyl Alcohol	ug/L	ND	100	08/20/10 02:20	
tert-Butyl Formate	ug/L	ND	50.0	08/20/10 02:20	
Toluene	ug/L	ND	5.0	08/20/10 02:20	
Xylene (Total)	ug/L	ND	10.0	08/20/10 02:20	
1,2-Dichloroethane-d4 (S)	%	82	70-130	08/20/10 02:20	
4-Bromofluorobenzene (S)	%	110	70-130	08/20/10 02:20	
Dibromofluoromethane (S)	%	90	70-130	08/20/10 02:20	
Toluene-d8 (S)	%	96	70-130	08/20/10 02:20	

METHOD BLANK: 486459 Matrix: Water
Associated Lab Samples: 9275793002, 9275793017, 9275793025, 9275793035, 9275793036, 9275793039, 9275793040, 9275793044, 9275793046, 9275793047

Parameter	Units	Blank Result	Reporting Limit	Analyzed	Qualifiers
1,2-Dibromoethane (EDB)	ug/L	ND	5.0	08/21/10 08:45	
1,2-Dichloroethane	ug/L	ND	5.0	08/21/10 08:45	
3,3-Dimethyl-1-Butanol	ug/L	ND	100	08/21/10 08:45	
Benzene	ug/L	ND	5.0	08/21/10 08:45	
Diisopropyl ether	ug/L	ND	5.0	08/21/10 08:45	
Ethanol	ug/L	ND	200	08/21/10 08:45	
Ethyl-tert-butyl ether	ug/L	ND	10.0	08/21/10 08:45	
Ethylbenzene	ug/L	ND	5.0	08/21/10 08:45	
m&p-Xylene	ug/L	ND	10.0	08/21/10 08:45	
Methyl-tert-butyl ether	ug/L	ND	5.0	08/21/10 08:45	
Naphthalene	ug/L	ND	5.0	08/21/10 08:45	
o-Xylene	ug/L	ND	5.0	08/21/10 08:45	

This report shall not be reproduced, except in full,
without the written consent of Pace Analytical Services, Inc..

ACCREDITED IN ACCORDANCE WITH nelac

Pace Analytical
www.pacelabs.com

Pace Analytical Services, Inc.
2225 Riverside Dr.
Asheville, NC 28804
(828)254-7176

Pace Analytical Services, Inc.
9800 Kincey Ave. Suite 100
Huntersville, NC 28078
(704)875-9092

QUALITY CONTROL DATA

Project: CLOUD'S CHEVRON
Pace Project No.: 9275793

METHOD BLANK: 486459 Matrix: Water

Associated Lab Samples: 9275793002, 9275793017, 9275793025, 9275793035, 9275793036, 9275793039, 9275793040, 9275793044, 9275793046, 9275793047

Parameter	Units	Blank Result	Reporting Limit	Analyzed	Qualifiers
tert-Amyl Alcohol	ug/L	ND	100	08/21/10 08:45	
tert-Amylmethyl ether	ug/L	ND	10.0	08/21/10 08:45	
tert-Butyl Alcohol	ug/L	ND	100	08/21/10 08:45	
tert-Butyl Formate	ug/L	ND	50.0	08/21/10 08:45	
Toluene	ug/L	ND	5.0	08/21/10 08:45	
Xylene (Total)	ug/L	ND	10.0	08/21/10 08:45	
1,2-Dichloroethane-d4 (S)	%	90	70-130	08/21/10 08:45	
4-Bromofluorobenzene (S)	%	92	70-130	08/21/10 08:45	
Dibromofluoromethane (S)	%	93	70-130	08/21/10 08:45	
Toluene-d8 (S)	%	93	70-130	08/21/10 08:45	

LABORATORY CONTROL SAMPLE: 485647

Parameter	Units	Spike Conc.	LCS Result	LCS % Rec	% Rec Limits	Qualifiers
1,2-Dibromoethane (EDB)	ug/L	50	50.5	101	70-130	
1,2-Dichloroethane	ug/L	50	42.1	84	70-130	
3,3-Dimethyl-1-Butanol	ug/L	1000	1110	111	70-130	
Benzene	ug/L	50	45.1	90	70-130	
Diisopropyl ether	ug/L	50	39.4	79	70-130	
Ethanol	ug/L	2000	2300	115	70-130	
Ethyl-tert-butyl ether	ug/L	100	86.5	86	70-130	
Ethylbenzene	ug/L	50	45.9	92	70-130	
m&p-Xylene	ug/L	100	92.6	93	70-130	
Methyl-tert-butyl ether	ug/L	50	45.2	90	70-130	
Naphthalene	ug/L	50	51.8	104	70-130	
o-Xylene	ug/L	50	46.9	94	70-130	
tert-Amyl Alcohol	ug/L	1000	1180	118	70-130	
tert-Amylmethyl ether	ug/L	100	97.4	97	70-130	
tert-Butyl Alcohol	ug/L	500	521	104	70-130	
tert-Butyl Formate	ug/L	400	307	77	70-130	
Toluene	ug/L	50	47.2	94	70-130	
Xylene (Total)	ug/L	150	140	93	70-130	
1,2-Dichloroethane-d4 (S)	%			84	70-130	
4-Bromofluorobenzene (S)	%			110	70-130	
Dibromofluoromethane (S)	%			92	70-130	
Toluene-d8 (S)	%			97	70-130	

MATRIX SPIKE & MATRIX SPIKE DUPLICATE: 485648 485649

Parameter	Units	9275793036 Result	MS Spike Conc.	MSD Spike Conc.	MS Result	MSD Result	MS % Rec	MSD % Rec	% Rec Limits	RPD	Max RPD	Qual
1,2-Dibromoethane (EDB)	ug/L	ND	50	50	52.3	55.3	105	111	70-130	5	30	
1,2-Dichloroethane	ug/L	ND	50	50	38.4	41.5	77	83	70-130	8	30	

This report shall not be reproduced, except in full,
without the written consent of Pace Analytical Services, Inc..

ACCREDITED IN ACCORDANCE WITH ISO/IEC 17025 nelac

Pace Analytical Services, Inc.
2225 Riverside Dr.
Asheville, NC 28804
(828)254-7176

Pace Analytical Services, Inc.
9800 Kincey Ave. Suite 100
Huntersville, NC 28078
(704)875-9092

QUALITY CONTROL DATA

Project: CLOUD'S CHEVRON
Pace Project No.: 9275793

MATRIX SPIKE & MATRIX SPIKE DUPLICATE: 485648 485649

Parameter	Units	9275793036 Result	MS Spike Conc.	MSD Spike Conc.	MS Result	MSD Result	MS % Rec	MSD % Rec	% Rec Limits	RPD	Max RPD	Qual
3,3-Dimethyl-1-Butanol	ug/L	ND	1000	1000	1510	1360	151	136	70-130	11	30	M0
Benzene	ug/L	ND	50	50	42.7	45.2	85	90	70-130	6	30	
Diisopropyl ether	ug/L	ND	50	50	33.8	37.2	68	74	70-130	10	30	M0
Ethanol	ug/L	ND	2000	2000	2380	2180	119	109	70-130	9	30	
Ethyl-tert-butyl ether	ug/L	ND	100	100	77.7	84.6	78	85	70-130	9	30	
Ethylbenzene	ug/L	ND	50	50	42.3	45.7	84	91	70-130	8	30	
m&p-Xylene	ug/L	ND	100	100	88.0	94.8	87	94	70-130	7	30	
Methyl-tert-butyl ether	ug/L	ND	50	50	44.9	47.3	90	95	70-130	5	30	
Naphthalene	ug/L	ND	50	50	56.4	57.7	113	115	70-130	2	30	
o-Xylene	ug/L	ND	50	50	45.1	47.9	89	95	70-130	6	30	
tert-Amyl Alcohol	ug/L	ND	1000	1000	1780	1530	178	153	70-130	15	30	M0
tert-Amylmethyl ether	ug/L	ND	100	100	95.4	101	95	101	70-130	6	30	
tert-Butyl Alcohol	ug/L	ND	500	500	867	793	173	159	70-130	9	30	M0
tert-Butyl Formate	ug/L	ND	400	400	ND	ND	0	0	70-130		30	P5
Toluene	ug/L	ND	50	50	46.5	49.6	92	98	70-130	6	30	
1,2-Dichloroethane-d4 (S)	%						80	77	70-130			
4-Bromofluorobenzene (S)	%						119	118	70-130			
Dibromofluoromethane (S)	%						89	89	70-130			
Toluene-d8 (S)	%						95	95	70-130			

This report shall not be reproduced, except in full,
without the written consent of Pace Analytical Services, Inc..

Pace Analytical®
www.pacelabs.com

Pace Analytical Services, Inc.
2225 Riverside Dr.
Asheville, NC 28804
(828)254-7176

Pace Analytical Services, Inc.
9800 Kincey Ave. Suite 100
Huntersville, NC 28078
(704)875-9092

QUALITY CONTROL DATA

Project: CLOUD'S CHEVRON
Pace Project No.: 9275793

QC Batch: MSV/11950 Analysis Method: EPA 8260
QC Batch Method: EPA 8260 Analysis Description: 8260 MSV Oxygenates SC
Associated Lab Samples: 9275793005, 9275793008, 9275793011, 9275793012, 9275793013, 9275793019, 9275793022, 9275793026, 9275793027, 9275793037, 9275793038, 9275793041, 9275793042, 9275793043, 9275793048, 9275793049, 9275793050

METHOD BLANK: 485650 Matrix: Water
Associated Lab Samples: 9275793005, 9275793008, 9275793011, 9275793012, 9275793013, 9275793019, 9275793022, 9275793026, 9275793027, 9275793037, 9275793038, 9275793041, 9275793042, 9275793043, 9275793048, 9275793049, 9275793050

Parameter	Units	Blank Result	Reporting Limit	Analyzed	Qualifiers
1,2-Dibromoethane (EDB)	ug/L	ND	5.0	08/20/10 02:38	
1,2-Dichloroethane	ug/L	ND	5.0	08/20/10 02:38	
3,3-Dimethyl-1-Butanol	ug/L	ND	100	08/20/10 02:38	
Benzene	ug/L	ND	5.0	08/20/10 02:38	
Diisopropyl ether	ug/L	ND	5.0	08/20/10 02:38	
Ethanol	ug/L	ND	200	08/20/10 02:38	
Ethyl-tert-butyl ether	ug/L	ND	10.0	08/20/10 02:38	
Ethylbenzene	ug/L	ND	5.0	08/20/10 02:38	
m&p-Xylene	ug/L	ND	10.0	08/20/10 02:38	
Methyl-tert-butyl ether	ug/L	ND	5.0	08/20/10 02:38	
Naphthalene	ug/L	ND	5.0	08/20/10 02:38	
o-Xylene	ug/L	ND	5.0	08/20/10 02:38	
tert-Amyl Alcohol	ug/L	ND	100	08/20/10 02:38	
tert-Amylmethyl ether	ug/L	ND	10.0	08/20/10 02:38	
tert-Butyl Alcohol	ug/L	ND	100	08/20/10 02:38	
tert-Butyl Formate	ug/L	ND	50.0	08/20/10 02:38	
Toluene	ug/L	ND	5.0	08/20/10 02:38	
Xylene (Total)	ug/L	ND	10.0	08/20/10 02:38	
1,2-Dichloroethane-d4 (S)	%	83	70-130	08/20/10 02:38	
4-Bromofluorobenzene (S)	%	111	70-130	08/20/10 02:38	
Dibromofluoromethane (S)	%	90	70-130	08/20/10 02:38	
Toluene-d8 (S)	%	96	70-130	08/20/10 02:38	

METHOD BLANK: 486468 Matrix: Water
Associated Lab Samples: 9275793005, 9275793008, 9275793011, 9275793012, 9275793013, 9275793019, 9275793022, 9275793026, 9275793027, 9275793037, 9275793038, 9275793041, 9275793042, 9275793043, 9275793048, 9275793049, 9275793050

Parameter	Units	Blank Result	Reporting Limit	Analyzed	Qualifiers
1,2-Dibromoethane (EDB)	ug/L	ND	5.0	08/21/10 08:45	
1,2-Dichloroethane	ug/L	ND	5.0	08/21/10 08:45	
3,3-Dimethyl-1-Butanol	ug/L	ND	100	08/21/10 08:45	
Benzene	ug/L	ND	5.0	08/21/10 08:45	
Diisopropyl ether	ug/L	ND	5.0	08/21/10 08:45	
Ethanol	ug/L	ND	200	08/21/10 08:45	
Ethyl-tert-butyl ether	ug/L	ND	10.0	08/21/10 08:45	
Ethylbenzene	ug/L	ND	5.0	08/21/10 08:45	
m&p-Xylene	ug/L	ND	10.0	08/21/10 08:45	

This report shall not be reproduced, except in full,
without the written consent of Pace Analytical Services, Inc..

ACCREDITED IN ACCORDANCE WITH nelac

Pace Analytical®
www.pacelabs.com

Pace Analytical Services, Inc.
2225 Riverside Dr.
Asheville, NC 28804
(828)254-7176

Pace Analytical Services, Inc.
9800 Kincey Ave. Suite 100
Huntersville, NC 28078
(704)875-9092

QUALITY CONTROL DATA

Project: CLOUD'S CHEVRON
Pace Project No.: 9275793

METHOD BLANK: 486468 Matrix: Water

Associated Lab Samples: 9275793005, 9275793008, 9275793011, 9275793012, 9275793013, 9275793019, 9275793022, 9275793026, 9275793027, 9275793037, 9275793038, 9275793041, 9275793042, 9275793043, 9275793048, 9275793049, 9275793050

Parameter	Units	Blank Result	Reporting Limit	Analyzed	Qualifiers
Methyl-tert-butyl ether	ug/L	ND	5.0	08/21/10 08:45	
Naphthalene	ug/L	ND	5.0	08/21/10 08:45	
o-Xylene	ug/L	ND	5.0	08/21/10 08:45	
tert-Amyl Alcohol	ug/L	ND	100	08/21/10 08:45	
tert-Amylmethyl ether	ug/L	ND	10.0	08/21/10 08:45	
tert-Butyl Alcohol	ug/L	ND	100	08/21/10 08:45	
tert-Butyl Formate	ug/L	ND	50.0	08/21/10 08:45	
Toluene	ug/L	ND	5.0	08/21/10 08:45	
Xylene (Total)	ug/L	ND	10.0	08/21/10 08:45	
1,2-Dichloroethane-d4 (S)	%	90	70-130	08/21/10 08:45	
4-Bromofluorobenzene (S)	%	92	70-130	08/21/10 08:45	
Dibromofluoromethane (S)	%	93	70-130	08/21/10 08:45	
Toluene-d8 (S)	%	93	70-130	08/21/10 08:45	

LABORATORY CONTROL SAMPLE: 485651

Parameter	Units	Spike Conc.	LCS Result	LCS % Rec	% Rec Limits	Qualifiers
1,2-Dibromoethane (EDB)	ug/L	50	50.1	100	70-130	
1,2-Dichloroethane	ug/L	50	41.0	82	70-130	
3,3-Dimethyl-1-Butanol	ug/L	1000	928	93	70-130	
Benzene	ug/L	50	45.3	91	70-130	
Diisopropyl ether	ug/L	50	39.0	78	70-130	
Ethanol	ug/L	2000	1480	74	70-130	
Ethyl-tert-butyl ether	ug/L	100	83.5	84	70-130	
Ethylbenzene	ug/L	50	46.3	93	70-130	
m&p-Xylene	ug/L	100	94.0	94	70-130	
Methyl-tert-butyl ether	ug/L	50	43.1	86	70-130	
Naphthalene	ug/L	50	49.7	99	70-130	
o-Xylene	ug/L	50	47.4	95	70-130	
tert-Amyl Alcohol	ug/L	1000	987	99	70-130	
tert-Amylmethyl ether	ug/L	100	95.0	95	70-130	
tert-Butyl Alcohol	ug/L	500	430	86	70-130	
tert-Butyl Formate	ug/L	400	297	74	70-130	
Toluene	ug/L	50	46.9	94	70-130	
Xylene (Total)	ug/L	150	141	94	70-130	
1,2-Dichloroethane-d4 (S)	%			82	70-130	
4-Bromofluorobenzene (S)	%			111	70-130	
Dibromofluoromethane (S)	%			91	70-130	
Toluene-d8 (S)	%			97	70-130	

This report shall not be reproduced, except in full,
without the written consent of Pace Analytical Services, Inc..

ACCREDITED IN ACCORDANCE WITH NELAC

Pace Analytical®
www.pacelabs.com

Pace Analytical Services, Inc.
2225 Riverside Dr.
Asheville, NC 28804
(828)254-7176

Pace Analytical Services, Inc.
9800 Kincey Ave. Suite 100
Huntersville, NC 28078
(704)875-9092

QUALITY CONTROL DATA

Project: CLOUD'S CHEVRON
Pace Project No.: 9275793

MATRIX SPIKE & MATRIX SPIKE DUPLICATE: 485652 485653

Parameter	Units	9275793041 Result	MS Spike Conc.	MSD Spike Conc.	MS Result	MSD Result	MS % Rec	MSD % Rec	% Rec Limits	RPD	Max RPD	Qual
1,2-Dibromoethane (EDB)	ug/L	ND	50	50	54.8	52.4	110	105	70-130	4	30	
1,2-Dichloroethane	ug/L	ND	50	50	41.9	40.6	84	81	70-130	3	30	
3,3-Dimethyl-1-Butanol	ug/L	ND	1000	1000	1230	1120	123	112	70-130	10	30	
Benzene	ug/L	ND	50	50	46.7	45.3	93	91	70-130	3	30	
Diisopropyl ether	ug/L	ND	50	50	37.6	36.8	75	74	70-130	2	30	
Ethanol	ug/L	ND	2000	2000	2030	1930	102	96	70-130	5	30	
Ethyl-tert-butyl ether	ug/L	ND	100	100	83.8	81.3	84	81	70-130	3	30	
Ethylbenzene	ug/L	ND	50	50	47.8	45.9	94	91	70-130	4	30	
m&p-Xylene	ug/L	3.6J	100	100	98.7	94.8	95	91	70-130	4	30	
Methyl-tert-butyl ether	ug/L	ND	50	50	44.8	43.6	90	87	70-130	3	30	
Naphthalene	ug/L	ND	50	50	56.9	53.9	111	105	70-130	5	30	
o-Xylene	ug/L	ND	50	50	50.3	48.4	97	94	70-130	4	30	
tert-Amyl Alcohol	ug/L	ND	1000	1000	1330	1200	133	120	70-130	10	30	M0
tert-Amylmethyl ether	ug/L	ND	100	100	98.8	95.7	99	96	70-130	3	30	
tert-Butyl Alcohol	ug/L	ND	500	500	678	613	136	123	70-130	10	30	M0
tert-Butyl Formate	ug/L	ND	400	400	ND	ND	0	0	70-130		30	P5
Toluene	ug/L	ND	50	50	50.6	48.4	99	94	70-130	5	30	
1,2-Dichloroethane-d4 (S)	%						77	78	70-130			
4-Bromofluorobenzene (S)	%						117	116	70-130			
Dibromofluoromethane (S)	%						89	89	70-130			
Toluene-d8 (S)	%						95	95	70-130			

This report shall not be reproduced, except in full,
without the written consent of Pace Analytical Services, Inc..

ACCREDITED IN ACCORDANCE WITH THE NELAC

Pace Analytical®
www.pacelabs.com

Pace Analytical Services, Inc.
2225 Riverside Dr.
Asheville, NC 28804
(828)254-7176

Pace Analytical Services, Inc.
9800 Kincey Ave. Suite 100
Huntersville, NC 28078
(704)875-9092

QUALITY CONTROL DATA

Project: CLOUD'S CHEVRON
Pace Project No.: 9275793

QC Batch: MSV/11952 Analysis Method: EPA 8260
QC Batch Method: EPA 8260 Analysis Description: 8260 MSV Oxygenates SC
Associated Lab Samples: 9275793003, 9275793004, 9275793006, 9275793007, 9275793009, 9275793015, 9275793016, 9275793018, 9275793020, 9275793021, 9275793024, 9275793028

METHOD BLANK: 485658 Matrix: Water
Associated Lab Samples: 9275793003, 9275793004, 9275793006, 9275793007, 9275793009, 9275793015, 9275793016, 9275793018, 9275793020, 9275793021, 9275793024, 9275793028

Parameter	Units	Blank Result	Reporting Limit	Analyzed	Qualifiers
1,2-Dibromoethane (EDB)	ug/L	ND	5.0	08/19/10 23:48	
1,2-Dichloroethane	ug/L	ND	5.0	08/19/10 23:48	
3,3-Dimethyl-1-Butanol	ug/L	ND	100	08/19/10 23:48	
Benzene	ug/L	ND	5.0	08/19/10 23:48	
Diisopropyl ether	ug/L	ND	5.0	08/19/10 23:48	
Ethanol	ug/L	ND	200	08/19/10 23:48	
Ethyl-tert-butyl ether	ug/L	ND	10.0	08/19/10 23:48	
Ethylbenzene	ug/L	ND	5.0	08/19/10 23:48	
m&p-Xylene	ug/L	ND	10.0	08/19/10 23:48	
Methyl-tert-butyl ether	ug/L	ND	5.0	08/19/10 23:48	
Naphthalene	ug/L	ND	5.0	08/19/10 23:48	
o-Xylene	ug/L	ND	5.0	08/19/10 23:48	
tert-Amyl Alcohol	ug/L	ND	100	08/19/10 23:48	
tert-Amylmethyl ether	ug/L	ND	10.0	08/19/10 23:48	
tert-Butyl Alcohol	ug/L	ND	100	08/19/10 23:48	
tert-Butyl Formate	ug/L	ND	50.0	08/19/10 23:48	
Toluene	ug/L	ND	5.0	08/19/10 23:48	
Xylene (Total)	ug/L	ND	10.0	08/19/10 23:48	
1,2-Dichloroethane-d4 (S)	%	95	70-130	08/19/10 23:48	
4-Bromofluorobenzene (S)	%	94	70-130	08/19/10 23:48	
Dibromofluoromethane (S)	%	97	70-130	08/19/10 23:48	
Toluene-d8 (S)	%	96	70-130	08/19/10 23:48	

METHOD BLANK: 486888 Matrix: Water
Associated Lab Samples: 9275793003, 9275793004, 9275793006, 9275793007, 9275793009, 9275793015, 9275793016, 9275793018, 9275793020, 9275793021, 9275793024, 9275793028

Parameter	Units	Blank Result	Reporting Limit	Analyzed	Qualifiers
1,2-Dibromoethane (EDB)	ug/L	ND	5.0	08/20/10 14:50	
1,2-Dichloroethane	ug/L	ND	5.0	08/20/10 14:50	
3,3-Dimethyl-1-Butanol	ug/L	ND	100	08/20/10 14:50	
Benzene	ug/L	ND	5.0	08/20/10 14:50	
Diisopropyl ether	ug/L	ND	5.0	08/20/10 14:50	
Ethanol	ug/L	ND	200	08/20/10 14:50	
Ethyl-tert-butyl ether	ug/L	ND	10.0	08/20/10 14:50	
Ethylbenzene	ug/L	ND	5.0	08/20/10 14:50	
m&p-Xylene	ug/L	ND	10.0	08/20/10 14:50	
Methyl-tert-butyl ether	ug/L	ND	5.0	08/20/10 14:50	
Naphthalene	ug/L	ND	5.0	08/20/10 14:50	
o-Xylene	ug/L	ND	5.0	08/20/10 14:50	

This report shall not be reproduced, except in full,
without the written consent of Pace Analytical Services, Inc..

ACCREDITED IN ACCORDANCE WITH nelac

Pace Analytical Services, Inc.
2225 Riverside Dr.
Asheville, NC 28804
(828)254-7176

Pace Analytical Services, Inc.
9800 Kincey Ave. Suite 100
Huntersville, NC 28078
(704)875-9092

QUALITY CONTROL DATA

Project: CLOUD'S CHEVRON
Pace Project No.: 9275793

METHOD BLANK: 486888 Matrix: Water

Associated Lab Samples: 9275793003, 9275793004, 9275793006, 9275793007, 9275793009, 9275793015, 9275793016, 9275793018, 9275793020, 9275793021, 9275793024, 9275793028

Parameter	Units	Blank Result	Reporting Limit	Analyzed	Qualifiers
tert-Amyl Alcohol	ug/L	ND	100	08/20/10 14:50	
tert-Amylmethyl ether	ug/L	ND	10.0	08/20/10 14:50	
tert-Butyl Alcohol	ug/L	ND	100	08/20/10 14:50	
tert-Butyl Formate	ug/L	ND	50.0	08/20/10 14:50	
Toluene	ug/L	ND	5.0	08/20/10 14:50	
Xylene (Total)	ug/L	ND	10.0	08/20/10 14:50	
1,2-Dichloroethane-d4 (S)	%	93	70-130	08/20/10 14:50	
4-Bromofluorobenzene (S)	%	96	70-130	08/20/10 14:50	
Dibromofluoromethane (S)	%	95	70-130	08/20/10 14:50	
Toluene-d8 (S)	%	94	70-130	08/20/10 14:50	

LABORATORY CONTROL SAMPLE: 485659

Parameter	Units	Spike Conc.	LCS Result	LCS % Rec	% Rec Limits	Qualifiers
1,2-Dibromoethane (EDB)	ug/L	50	52.2	104	70-130	
1,2-Dichloroethane	ug/L	50	43.3	87	70-130	
3,3-Dimethyl-1-Butanol	ug/L	1000	954	95	70-130	
Benzene	ug/L	50	45.6	91	70-130	
Diisopropyl ether	ug/L	50	42.2	84	70-130	
Ethanol	ug/L	2000	1800	90	70-130	
Ethyl-tert-butyl ether	ug/L	100	90.2	90	70-130	
Ethylbenzene	ug/L	50	49.4	99	70-130	
m&p-Xylene	ug/L	100	100	100	70-130	
Methyl-tert-butyl ether	ug/L	50	46.4	93	70-130	
Naphthalene	ug/L	50	59.2	118	70-130	
o-Xylene	ug/L	50	50.3	101	70-130	
tert-Amyl Alcohol	ug/L	1000	865	87	70-130	
tert-Amylmethyl ether	ug/L	100	98.0	98	70-130	
tert-Butyl Alcohol	ug/L	500	461	92	70-130	
tert-Butyl Formate	ug/L	400	323	81	70-130	
Toluene	ug/L	50	46.2	92	70-130	
Xylene (Total)	ug/L	150	151	100	70-130	
1,2-Dichloroethane-d4 (S)	%			93	70-130	
4-Bromofluorobenzene (S)	%			96	70-130	
Dibromofluoromethane (S)	%			95	70-130	
Toluene-d8 (S)	%			96	70-130	

MATRIX SPIKE & MATRIX SPIKE DUPLICATE: 485660 485661

Parameter	Units	9275793018 Result	MS Spike Conc.	MSD Spike Conc.	MS Result	MSD Result	MS % Rec	MSD % Rec	% Rec Limits	RPD	Max RPD	Qual
1,2-Dibromoethane (EDB)	ug/L	ND	50	50	38.6	48.2	77	96	70-130	22	30	
1,2-Dichloroethane	ug/L	ND	50	50	32.8	41.0	66	82	70-130	22	30	M0

REPORT OF LABORATORY ANALYSIS

This report shall not be reproduced, except in full,
without the written consent of Pace Analytical Services, Inc..

Pace Analytical®
www.pacelabs.com

Pace Analytical Services, Inc.
2225 Riverside Dr.
Asheville, NC 28804
(828)254-7176

Pace Analytical Services, Inc.
9800 Kincey Ave. Suite 100
Huntersville, NC 28078
(704)875-9092

QUALITY CONTROL DATA

Project: CLOUD'S CHEVRON
Pace Project No.: 9275793

MATRIX SPIKE & MATRIX SPIKE DUPLICATE: 485660 485661

Parameter	Units	9275793018 Result	MS Spike Conc.	MSD Spike Conc.	MS Result	MSD Result	MS % Rec	MSD % Rec	% Rec Limits	RPD	Max RPD	Qual
3,3-Dimethyl-1-Butanol	ug/L	ND	1000	1000	546	800	55	80	70-130	38	30	M0,R1
Benzene	ug/L	ND	50	50	37.4	45.7	75	91	70-130	20	30	
Diisopropyl ether	ug/L	ND	50	50	31.3	40.0	63	80	70-130	24	30	M0
Ethanol	ug/L	ND	2000	2000	789	1660	39	83	70-130	71	30	M0,R1
Ethyl-tert-butyl ether	ug/L	ND	100	100	64.1	83.2	64	83	70-130	26	30	M0
Ethylbenzene	ug/L	ND	50	50	40.2	49.1	80	98	70-130	20	30	
m&p-Xylene	ug/L	ND	100	100	81.0	99.0	80	99	70-130	20	30	
Methyl-tert-butyl ether	ug/L	ND	50	50	33.3	41.5	67	83	70-130	22	30	M0
Naphthalene	ug/L	3.2J	50	50	54.1	57.1	102	108	70-130	5	30	
o-Xylene	ug/L	ND	50	50	39.8	48.3	79	96	70-130	19	30	
tert-Amyl Alcohol	ug/L	ND	1000	1000	1770	777	177	78	70-130	78	30	M0,R1
tert-Amylmethyl ether	ug/L	ND	100	100	68.2	89.8	68	90	70-130	27	30	M0
tert-Butyl Alcohol	ug/L	ND	500	500	523	408	105	82	70-130	25	30	
tert-Butyl Formate	ug/L	ND	400	400	ND	ND	0	0	70-130		30	P5
Toluene	ug/L	ND	50	50	36.5	45.5	72	90	70-130	22	30	
1,2-Dichloroethane-d4 (S)	%						88	91	70-130			
4-Bromofluorobenzene (S)	%						94	94	70-130			
Dibromofluoromethane (S)	%						95	96	70-130			
Toluene-d8 (S)	%						95	96	70-130			

This report shall not be reproduced, except in full,
without the written consent of Pace Analytical Services, Inc..

ACCREDITED IN ACCORDANCE WITH NELAC

Pace Analytical®
www.pacelabs.com

Pace Analytical Services, Inc.
2225 Riverside Dr.
Asheville, NC 28804
(828)254-7176

Pace Analytical Services, Inc.
9800 Kincey Ave. Suite 100
Huntersville, NC 28078
(704)875-9092

QUALITY CONTROL DATA

Project: CLOUD'S CHEVRON
Pace Project No.: 9275793

QC Batch: MSV/11953 Analysis Method: EPA 8260
QC Batch Method: EPA 8260 Analysis Description: 8260 MSV Oxygenates SC
Associated Lab Samples: 9275793001, 9275793029, 9275793030, 9275793031, 9275793032, 9275793033

METHOD BLANK: 485662 Matrix: Water
Associated Lab Samples: 9275793001, 9275793029, 9275793030, 9275793031, 9275793032, 9275793033

Parameter	Units	Blank Result	Reporting Limit	Analyzed	Qualifiers
1,2-Dibromoethane (EDB)	ug/L	ND	5.0	08/20/10 00:06	
1,2-Dichloroethane	ug/L	ND	5.0	08/20/10 00:06	
3,3-Dimethyl-1-Butanol	ug/L	ND	100	08/20/10 00:06	
Benzene	ug/L	ND	5.0	08/20/10 00:06	
Diisopropyl ether	ug/L	ND	5.0	08/20/10 00:06	
Ethanol	ug/L	ND	200	08/20/10 00:06	
Ethyl-tert-butyl ether	ug/L	ND	10.0	08/20/10 00:06	
Ethylbenzene	ug/L	ND	5.0	08/20/10 00:06	
m&p-Xylene	ug/L	ND	10.0	08/20/10 00:06	
Methyl-tert-butyl ether	ug/L	ND	5.0	08/20/10 00:06	
Naphthalene	ug/L	ND	5.0	08/20/10 00:06	
o-Xylene	ug/L	ND	5.0	08/20/10 00:06	
tert-Amyl Alcohol	ug/L	ND	100	08/20/10 00:06	
tert-Amylmethyl ether	ug/L	ND	10.0	08/20/10 00:06	
tert-Butyl Alcohol	ug/L	ND	100	08/20/10 00:06	
tert-Butyl Formate	ug/L	ND	50.0	08/20/10 00:06	
Toluene	ug/L	ND	5.0	08/20/10 00:06	
Xylene (Total)	ug/L	ND	10.0	08/20/10 00:06	
1,2-Dichloroethane-d4 (S)	%	97	70-130	08/20/10 00:06	
4-Bromofluorobenzene (S)	%	94	70-130	08/20/10 00:06	
Dibromofluoromethane (S)	%	97	70-130	08/20/10 00:06	
Toluene-d8 (S)	%	97	70-130	08/20/10 00:06	

METHOD BLANK: 486889 Matrix: Water
Associated Lab Samples: 9275793001, 9275793029, 9275793030, 9275793031, 9275793032, 9275793033

Parameter	Units	Blank Result	Reporting Limit	Analyzed	Qualifiers
1,2-Dibromoethane (EDB)	ug/L	ND	5.0	08/20/10 14:50	
1,2-Dichloroethane	ug/L	ND	5.0	08/20/10 14:50	
3,3-Dimethyl-1-Butanol	ug/L	ND	100	08/20/10 14:50	
Benzene	ug/L	ND	5.0	08/20/10 14:50	
Diisopropyl ether	ug/L	ND	5.0	08/20/10 14:50	
Ethanol	ug/L	ND	200	08/20/10 14:50	
Ethyl-tert-butyl ether	ug/L	ND	10.0	08/20/10 14:50	
Ethylbenzene	ug/L	ND	5.0	08/20/10 14:50	
m&p-Xylene	ug/L	ND	10.0	08/20/10 14:50	
Methyl-tert-butyl ether	ug/L	ND	5.0	08/20/10 14:50	
Naphthalene	ug/L	ND	5.0	08/20/10 14:50	
o-Xylene	ug/L	ND	5.0	08/20/10 14:50	
tert-Amyl Alcohol	ug/L	ND	100	08/20/10 14:50	
tert-Amylmethyl ether	ug/L	ND	10.0	08/20/10 14:50	

This report shall not be reproduced, except in full,
without the written consent of Pace Analytical Services, Inc..

ACCREDITED IN ACCORDANCE WITH nelac

Pace Analytical®
www.pacelabs.com

Pace Analytical Services, Inc.
2225 Riverside Dr.
Asheville, NC 28804
(828)254-7176

Pace Analytical Services, Inc.
9800 Kincey Ave. Suite 100
Huntersville, NC 28078
(704)875-9092

QUALITY CONTROL DATA

Project: CLOUD'S CHEVRON
Pace Project No.: 9275793

METHOD BLANK: 486889 Matrix: Water

Associated Lab Samples: 9275793001, 9275793029, 9275793030, 9275793031, 9275793032, 9275793033

Parameter	Units	Blank Result	Reporting Limit	Analyzed	Qualifiers
tert-Butyl Alcohol	ug/L	ND	100	08/20/10 14:50	
tert-Butyl Formate	ug/L	ND	50.0	08/20/10 14:50	
Toluene	ug/L	ND	5.0	08/20/10 14:50	
Xylene (Total)	ug/L	ND	10.0	08/20/10 14:50	
1,2-Dichloroethane-d4 (S)	%	93	70-130	08/20/10 14:50	
4-Bromofluorobenzene (S)	%	96	70-130	08/20/10 14:50	
Dibromofluoromethane (S)	%	95	70-130	08/20/10 14:50	
Toluene-d8 (S)	%	94	70-130	08/20/10 14:50	

LABORATORY CONTROL SAMPLE: 485663

Parameter	Units	Spike Conc.	LCS Result	LCS % Rec	% Rec Limits	Qualifiers
1,2-Dibromoethane (EDB)	ug/L	50	48.1	96	70-130	
1,2-Dichloroethane	ug/L	50	40.9	82	70-130	
3,3-Dimethyl-1-Butanol	ug/L	1000	872	87	70-130	
Benzene	ug/L	50	42.2	84	70-130	
Diisopropyl ether	ug/L	50	39.1	78	70-130	
Ethanol	ug/L	2000	1860	93	70-130	
Ethyl-tert-butyl ether	ug/L	100	83.0	83	70-130	
Ethylbenzene	ug/L	50	46.6	93	70-130	
m&p-Xylene	ug/L	100	94.3	94	70-130	
Methyl-tert-butyl ether	ug/L	50	41.9	84	70-130	
Naphthalene	ug/L	50	55.3	111	70-130	
o-Xylene	ug/L	50	46.9	94	70-130	
tert-Amyl Alcohol	ug/L	1000	798	80	70-130	
tert-Amylmethyl ether	ug/L	100	90.3	90	70-130	
tert-Butyl Alcohol	ug/L	500	426	85	70-130	
tert-Butyl Formate	ug/L	400	295	74	70-130	
Toluene	ug/L	50	42.9	86	70-130	
Xylene (Total)	ug/L	150	141	94	70-130	
1,2-Dichloroethane-d4 (S)	%			93	70-130	
4-Bromofluorobenzene (S)	%			96	70-130	
Dibromofluoromethane (S)	%			96	70-130	
Toluene-d8 (S)	%			96	70-130	

MATRIX SPIKE & MATRIX SPIKE DUPLICATE: 485664 485665

Parameter	Units	9275793029 Result	MS Spike Conc.	MSD Spike Conc.	MS Result	MSD Result	MS % Rec	MSD % Rec	% Rec Limits	RPD	Max RPD	Qual
1,2-Dibromoethane (EDB)	ug/L	ND	50	50	35.9	52.7	72	105	70-130	38	30	R1
1,2-Dichloroethane	ug/L	ND	50	50	31.1	44.0	62	88	70-130	34	30	M0,R1
3,3-Dimethyl-1-Butanol	ug/L	ND	1000	1000	607	1010	61	101	70-130	50	30	M0,R1
Benzene	ug/L	ND	50	50	34.2	47.3	68	95	70-130	32	30	M0,R1
Diisopropyl ether	ug/L	ND	50	50	29.3	42.9	59	86	70-130	38	30	M0,R1

This report shall not be reproduced, except in full,
without the written consent of Pace Analytical Services, Inc..

ACCREDITED IN ACCORDANCE WITH nelac

Pace Analytical®
www.pacelabs.com

Pace Analytical Services, Inc.
2225 Riverside Dr.
Asheville, NC 28804
(828)254-7176

Pace Analytical Services, Inc.
9800 Kincey Ave. Suite 100
Huntersville, NC 28078
(704)875-9092

QUALITY CONTROL DATA

Project: CLOUD'S CHEVRON
Pace Project No.: 9275793

MATRIX SPIKE & MATRIX SPIKE DUPLICATE: 485664 485665

Parameter	Units	9275793029 Result	MS Spike Conc.	MSD Spike Conc.	MS Result	MSD Result	MS % Rec	MSD % Rec	% Rec Limits	RPD	Max RPD	Qual
Ethanol	ug/L	ND	2000	2000	1500	1830	75	92	70-130	20	30	
Ethyl-tert-butyl ether	ug/L	ND	100	100	60.2	90.5	60	91	70-130	40	30	M0,R1
Ethylbenzene	ug/L	16.6	50	50	53.1	67.7	73	102	70-130	24	30	
m&p-Xylene	ug/L	17.5	100	100	91.4	122	74	104	70-130	28	30	
Methyl-tert-butyl ether	ug/L	ND	50	50	30.7	46.8	61	94	70-130	42	30	M0,R1
Naphthalene	ug/L	21.4	50	50	49.7	70.0	57	97	70-130	34	30	M0,R1
o-Xylene	ug/L	21.7	50	50	58.1	73.4	73	103	70-130	23	30	
tert-Amyl Alcohol	ug/L	ND	1000	1000	591	909	58	90	70-130	42	30	M0,R1
tert-Amylmethyl ether	ug/L	ND	100	100	64.8	97.4	65	97	70-130	40	30	M0,R1
tert-Butyl Alcohol	ug/L	ND	500	500	292	494	58	99	70-130	51	30	M0,R1
tert-Butyl Formate	ug/L	ND	400	400	ND	63.4	0	16	70-130		30	P5
Toluene	ug/L	ND	50	50	34.8	48.4	68	95	70-130	33	30	M0,R1
1,2-Dichloroethane-d4 (S)	%						90	93	70-130			
4-Bromofluorobenzene (S)	%						94	96	70-130			
Dibromofluoromethane (S)	%						94	96	70-130			
Toluene-d8 (S)	%						95	96	70-130			

This report shall not be reproduced, except in full,
without the written consent of Pace Analytical Services, Inc..

Pace Analytical
www.pacelabs.com

Pace Analytical Services, Inc.
2225 Riverside Dr.
Asheville, NC 28804
(828)254-7176

Pace Analytical Services, Inc.
9800 Kincey Ave. Suite 100
Huntersville, NC 28078
(704)875-9092

QUALITY CONTROL DATA

Project: CLOUD'S CHEVRON
Pace Project No.: 9275793

QC Batch: MSV/11975 Analysis Method: EPA 8260
QC Batch Method: EPA 8260 Analysis Description: 8260 MSV Oxygenates SC
Associated Lab Samples: 9275793010, 9275793014, 9275793023, 9275793034, 9275793045

METHOD BLANK: 486884 Matrix: Water
Associated Lab Samples: 9275793010, 9275793014, 9275793023, 9275793034, 9275793045

Parameter	Units	Blank Result	Reporting Limit	Analyzed	Qualifiers
1,2-Dibromoethane (EDB)	ug/L	ND	5.0	08/21/10 20:09	
1,2-Dichloroethane	ug/L	ND	5.0	08/21/10 20:09	
3,3-Dimethyl-1-Butanol	ug/L	ND	100	08/21/10 20:09	
Benzene	ug/L	ND	5.0	08/21/10 20:09	
Diisopropyl ether	ug/L	ND	5.0	08/21/10 20:09	
Ethanol	ug/L	ND	200	08/21/10 20:09	
Ethyl-tert-butyl ether	ug/L	ND	10.0	08/21/10 20:09	
Ethylbenzene	ug/L	ND	5.0	08/21/10 20:09	
m&p-Xylene	ug/L	ND	10.0	08/21/10 20:09	
Methyl-tert-butyl ether	ug/L	ND	5.0	08/21/10 20:09	
Naphthalene	ug/L	ND	5.0	08/21/10 20:09	
o-Xylene	ug/L	ND	5.0	08/21/10 20:09	
tert-Amyl Alcohol	ug/L	ND	100	08/21/10 20:09	
tert-Amylmethyl ether	ug/L	ND	10.0	08/21/10 20:09	
tert-Butyl Alcohol	ug/L	ND	100	08/21/10 20:09	
tert-Butyl Formate	ug/L	ND	50.0	08/21/10 20:09	
Toluene	ug/L	ND	5.0	08/21/10 20:09	
Xylene (Total)	ug/L	ND	10.0	08/21/10 20:09	
1,2-Dichloroethane-d4 (S)	%	89	70-130	08/21/10 20:09	
4-Bromofluorobenzene (S)	%	94	70-130	08/21/10 20:09	
Dibromofluoromethane (S)	%	94	70-130	08/21/10 20:09	
Toluene-d8 (S)	%	93	70-130	08/21/10 20:09	

METHOD BLANK: 487325 Matrix: Water
Associated Lab Samples: 9275793010, 9275793014, 9275793023, 9275793034, 9275793045

Parameter	Units	Blank Result	Reporting Limit	Analyzed	Qualifiers
1,2-Dibromoethane (EDB)	ug/L	ND	5.0	08/23/10 13:22	
1,2-Dichloroethane	ug/L	ND	5.0	08/23/10 13:22	
3,3-Dimethyl-1-Butanol	ug/L	ND	100	08/23/10 13:22	
Benzene	ug/L	ND	5.0	08/23/10 13:22	
Diisopropyl ether	ug/L	ND	5.0	08/23/10 13:22	
Ethanol	ug/L	ND	200	08/23/10 13:22	
Ethyl-tert-butyl ether	ug/L	ND	10.0	08/23/10 13:22	
Ethylbenzene	ug/L	ND	5.0	08/23/10 13:22	
m&p-Xylene	ug/L	ND	10.0	08/23/10 13:22	
Methyl-tert-butyl ether	ug/L	ND	5.0	08/23/10 13:22	
Naphthalene	ug/L	ND	5.0	08/23/10 13:22	
o-Xylene	ug/L	ND	5.0	08/23/10 13:22	
tert-Amyl Alcohol	ug/L	ND	100	08/23/10 13:22	
tert-Amylmethyl ether	ug/L	ND	10.0	08/23/10 13:22	

This report shall not be reproduced, except in full,
without the written consent of Pace Analytical Services, Inc..

ACCREDITED IN ACCORDANCE WITH nelac

Pace Analytical®
www.pacelabs.com

Pace Analytical Services, Inc.
2225 Riverside Dr.
Asheville, NC 28804
(828)254-7176

Pace Analytical Services, Inc.
9800 Kincey Ave. Suite 100
Huntersville, NC 28078
(704)875-9092

QUALITY CONTROL DATA

Project: CLOUD'S CHEVRON
Pace Project No.: 9275793

METHOD BLANK: 487325 Matrix: Water

Associated Lab Samples: 9275793010, 9275793014, 9275793023, 9275793034, 9275793045

Parameter	Units	Blank Result	Reporting Limit	Analyzed	Qualifiers
tert-Butyl Alcohol	ug/L	ND	100	08/23/10 13:22	
tert-Butyl Formate	ug/L	ND	50.0	08/23/10 13:22	
Toluene	ug/L	ND	5.0	08/23/10 13:22	
Xylene (Total)	ug/L	ND	10.0	08/23/10 13:22	
1,2-Dichloroethane-d4 (S)	%	99	70-130	08/23/10 13:22	
4-Bromofluorobenzene (S)	%	97	70-130	08/23/10 13:22	
Dibromofluoromethane (S)	%	99	70-130	08/23/10 13:22	
Toluene-d8 (S)	%	99	70-130	08/23/10 13:22	

LABORATORY CONTROL SAMPLE: 486885

Parameter	Units	Spike Conc.	LCS Result	LCS % Rec	% Rec Limits	Qualifiers
1,2-Dibromoethane (EDB)	ug/L	50	48.2	96	70-130	
1,2-Dichloroethane	ug/L	50	41.6	83	70-130	
3,3-Dimethyl-1-Butanol	ug/L	1000	781	78	70-130	
Benzene	ug/L	50	44.3	89	70-130	
Diisopropyl ether	ug/L	50	40.2	80	70-130	
Ethanol	ug/L	2000	1660	83	70-130	
Ethyl-tert-butyl ether	ug/L	100	84.4	84	70-130	
Ethylbenzene	ug/L	50	47.6	95	70-130	
m&p-Xylene	ug/L	100	97.3	97	70-130	
Methyl-tert-butyl ether	ug/L	50	42.4	85	70-130	
Naphthalene	ug/L	50	54.7	109	70-130	
o-Xylene	ug/L	50	48.1	96	70-130	
tert-Amyl Alcohol	ug/L	1000	756	76	70-130	
tert-Amylmethyl ether	ug/L	100	89.1	89	70-130	
tert-Butyl Alcohol	ug/L	500	408	82	70-130	
tert-Butyl Formate	ug/L	400	315	79	70-130	
Toluene	ug/L	50	44.5	89	70-130	
Xylene (Total)	ug/L	150	145	97	70-130	
1,2-Dichloroethane-d4 (S)	%			90	70-130	
4-Bromofluorobenzene (S)	%			96	70-130	
Dibromofluoromethane (S)	%			94	70-130	
Toluene-d8 (S)	%			94	70-130	

MATRIX SPIKE & MATRIX SPIKE DUPLICATE: 486886 486887

Parameter	Units	9276034011 Result	MS Spike Conc.	MSD Spike Conc.	MS Result	MSD Result	MS % Rec	MSD % Rec	% Rec Limits	RPD	Max RPD	Qual
1,2-Dibromoethane (EDB)	ug/L	ND	50	50	53.5	50.4	107	101	70-130	6	30	
1,2-Dichloroethane	ug/L	ND	50	50	44.3	43.4	89	87	70-130	2	30	
3,3-Dimethyl-1-Butanol	ug/L	ND	1000	1000	828	809	83	81	70-130	2	30	
Benzene	ug/L	ND	50	50	48.3	47.4	97	95	70-130	2	30	
Diisopropyl ether	ug/L	ND	50	50	43.8	42.4	88	85	70-130	3	30	

This report shall not be reproduced, except in full,
without the written consent of Pace Analytical Services, Inc..

ACCREDITED IN ACCORDANCE WITH nelac

Pace Analytical®
www.pacelabs.com

Pace Analytical Services, Inc.
2225 Riverside Dr.
Asheville, NC 28804
(828)254-7176

Pace Analytical Services, Inc.
9800 Kincey Ave. Suite 100
Huntersville, NC 28078
(704)875-9092

QUALITY CONTROL DATA

Project: CLOUD'S CHEVRON
Pace Project No.: 9275793

MATRIX SPIKE & MATRIX SPIKE DUPLICATE: 486886 486887

Parameter	Units	9276034011 Result	MS Spike Conc.	MSD Spike Conc.	MS Result	MSD Result	MS % Rec	MSD % Rec	% Rec Limits	RPD	Max RPD	Qual
Ethanol	ug/L	ND	2000	2000	1100	1810	55	91	70-130	49	30	M0,R1
Ethyl-tert-butyl ether	ug/L	ND	100	100	91.4	88.0	91	88	70-130	4	30	
Ethylbenzene	ug/L	ND	50	50	52.3	50.5	105	101	70-130	3	30	
m&p-Xylene	ug/L	ND	100	100	105	103	105	102	70-130	2	30	
Methyl-tert-butyl ether	ug/L	ND	50	50	46.1	44.1	92	88	70-130	5	30	
Naphthalene	ug/L	3.2J	50	50	54.3	58.1	102	110	70-130	7	30	
o-Xylene	ug/L	ND	50	50	51.9	50.1	103	100	70-130	4	30	
tert-Amyl Alcohol	ug/L	ND	1000	1000	775	749	77	75	70-130	3	30	
tert-Amylmethyl ether	ug/L	ND	100	100	97.0	93.0	97	93	70-130	4	30	
tert-Butyl Alcohol	ug/L	ND	500	500	387	405	77	81	70-130	5	30	
tert-Butyl Formate	ug/L	ND	400	400	ND	63.2	0	16	70-130		30	P5
Toluene	ug/L	ND	50	50	48.5	47.3	97	94	70-130	3	30	
1,2-Dichloroethane-d4 (S)	%						91	89	70-130			
4-Bromofluorobenzene (S)	%						96	93	70-130			
Dibromofluoromethane (S)	%						95	95	70-130			
Toluene-d8 (S)	%						94	93	70-130			

This report shall not be reproduced, except in full,
without the written consent of Pace Analytical Services, Inc..

ACCREDITED IN ACCORDANCE WITH nelac

Pace Analytical®
www.pacelabs.com

Pace Analytical Services, Inc.
2225 Riverside Dr.
Asheville, NC 28804
(828)254-7176

Pace Analytical Services, Inc.
9800 Kincey Ave. Suite 100
Huntersville, NC 28078
(704)875-9092

QUALIFIERS

Project: CLOUD'S CHEVRON
Pace Project No.: 9275793

DEFINITIONS

DF - Dilution Factor, if reported, represents the factor applied to the reported data due to changes in sample preparation, dilution of the sample aliquot, or moisture content.

ND - Not Detected at or above adjusted reporting limit.

J - Estimated concentration above the adjusted method detection limit and below the adjusted reporting limit.

MDL - Adjusted Method Detection Limit.

S - Surrogate

1,2-Diphenylhydrazine (8270 listed analyte) decomposes to Azobenzene.

Consistent with EPA guidelines, unrounded data are displayed and have been used to calculate % recovery and RPD values.

LCS(D) - Laboratory Control Sample (Duplicate)

MS(D) - Matrix Spike (Duplicate)

DUP - Sample Duplicate

RPD - Relative Percent Difference

NC - Not Calculable.

U - Indicates the compound was analyzed for, but not detected.

N-Nitrosodiphenylamine decomposes and cannot be separated from Diphenylamine using Method 8270. The result reported for each analyte is a combined concentration.

Pace Analytical is NELAP accredited. Contact your Pace PM for the current list of accredited analytes.

ANALYTE QUALIFIERS

C3	Relative percent difference between results from each column was greater than 40%. The higher of the two results was reported.
M0	Matrix spike recovery and/or matrix spike duplicate recovery was outside laboratory control limits.
P5	The EPA or method required sample preservation degrades this compound, therefore acceptable recoveries may not be achieved in sample matrix spikes.
R1	RPD value was outside control limits.
S4	Surrogate recovery not evaluated against control limits due to sample dilution.

This report shall not be reproduced, except in full,
without the written consent of Pace Analytical Services, Inc..

ACCREDITED IN ACCORDANCE WITH nelac

Pace Analytical

CHAIN-OF-CUSTODY / Analytical Request Document

The Chain-of-Custody is a LEGAL DOCUMENT. All relevant fields must be completed accurately.

Section A
Required Client Information:

Company:	Palmetto Environmental Group
Address:	P.O. Box 427
	Elgin, SC 29045
Email To:	slotsky@bellsouth.net
Phone:	(803) 438-1331 Fax:
Requested Due Date/TAT:	10 Day (Default)

Section B
Required Project Information:

Report To:	Jimmy Cooper
	P.O. Box 427, Elgin 29045
Copy To:	
Purchase Order No.	
Client Project ID:	CLOUD'S CHEVRON
Container Order Number:	1531

Section C
Invoice Information:

Attention:	Jimmy Cooper
Company Name:	Palmetto Environmental Group
Address:	P.O. Box 427, Elgin, SC 29045
Pace Quote Reference:	
Pace Project Manager:	R. Spencer
Pace Profile #:	1435-2

Regulatory Agency
UST - Underground Storage Tank
State / Location
South Carolina

SAMPLE ID
One Character per box.
(A-Z, 0-9 / , -)
Sample Ids must be unique

MATRIX	CODE
Drinking Water	DW
Water	WT
Waste Water	WW
Product	P
Soil/Solid	SL
Oil	OL
Wipe	WP
Air	AR
Other	OT
Tissue	TS

ITEM#	SAMPLE ID	MATRIX CODE (see valid codes to left)	SAMPLE TYPE (G=GRAB C=COMP)	COLLECTED START DATE	COLLECTED START TIME	COLLECTED END DATE	COLLECTED END TIME	SAMPLE TEMP AT COLLECTION	# OF CONTAINERS	Unpreserved	H2SO4	HNO3	HCl	NaOH	Na2S2O3	Methanol	Other	Analyses Test Y/N	EDB 8011	BTEXMN+8Oxy	Residual Chlorine (Y/N)	9275793
1	MW-2	WT		8-12	8:30pm														X	X		001
2	MW-3	WT		8-12	12:43pm														X	X		002
3	MW-5	WT		8-12	12:15pm														X	X		
4	MW-6	WT		8-12	12:23pm														X	X		003
5	MW-9	WT		8-11	11:50am														X	X		004
6	MW-10	WT		8-11	10:30am														X	X		005
7	MW-11	WT		8-11	11:25am														X	X		006
8	MW-12	WT		8-11	10:00am														X	X		007
9	MW-15	WT		8-11	10:20am														X	X		008
10	MW-16	WT		8-11	11:00am														X	X		009
11	MW-17	WT		8-11	10:50am														X	X		010
12	MW-18	WT		8-11	2:30pm														X	X		011

Requested Analysis Filtered (Y/N)

ADDITIONAL COMMENTS	RELINQUISHED BY / AFFILIATION	DATE	TIME	ACCEPTED BY / AFFILIATION	DATE	TIME	SAMPLE CONDITIONS
LOWEST RL'S POSSIBLE	Edward LeGRAND	8-16-10	5:37pm	[illegible]	8-18-10	10:20	
REPORT J VALUES	[illegible]	8-18-10	14:40	[illegible]	8/18/10	14:40	9.7 yr → yr

SAMPLER NAME AND SIGNATURE

PRINT Name of SAMPLER: Edward LeGRAND

SIGNATURE of SAMPLER: Edward LeGrand

DATE Signed: 8-16-2010

TEMP in C	Received on Ice (Y/N)	Custody Sealed Cooler (Y/N)	Samples Intact (Y/N)

Pace Analytical

CHAIN-OF-CUSTODY / Analytical Request Document

The Chain-of-Custody is a LEGAL DOCUMENT. All relevant fields must be completed accurately.

Section A
Required Client Information:

Company:	Palmetto Environmental Group
Address:	P.O. Box 427
	Elgin, SC 29045
Email To:	slotsky@bellsouth.net
Phone:	(803) 438-1331 Fax
Requested Due Date/TAT:	10 Day (Default)

Section B
Required Project Information:

Report To:	Jimmy Cooper
	P.O. Box 427, Elgin 29045
Copy To:	
Purchase Order No.	
Client Project ID:	CLOUD'S CHEVRON
Container Order Number:	1531

Section C
Invoice Information:

Attention:	Jimmy Cooper
Company Name:	Palmetto Environmental Group
Address:	P.O. Box 427, Elgin, SC 29045
Pace Quote Reference:	
Pace Project Manager:	R. Spencer
Pace Profile #:	

Regulatory Agency: UST - Underground Storage Tank
State / Location: South Carolina

ITEM#	SAMPLE ID (One Character per box. (A-Z, 0-9 / , -) Sample Ids must be unique)	MATRIX CODE (see valid codes to left)	SAMPLE TYPE (G=GRAB C=COMP)	COLLECTED START DATE	COLLECTED START TIME	COLLECTED END DATE	COLLECTED END TIME	SAMPLE TEMP AT COLLECTION	# OF CONTAINERS	Unpreserved	H2SO4	HNO3	HCl	NaOH	Na2S2O3	Methanol	Other	Analyses Test Y/N	EDB 8011	BTEXMN+8Oxy	Residual Chlorine (Y/N)	9275793
1	MW-19	WT		8-12	1:39pm														X	X		012
2	MW-20	WT		8-16	9:52pm														X	X		013
3	MW-22	WT		8-16	9:17pm														X	X		014
4	MW-23	WT		8-12	2:05pm														X	X		015
5	MW-24	WT		8-12	3:12pm														X	X		016
6	MW-25	WT		8-16	8:58pm														X	X		017
7	MW-26	WT		8-16	8:06pm														X	X		018
8	MW-31	WT		8-11	1:30pm														X	X		019
9	MW-32	WT		8-11	2:15pm														X	X		020
10	MW-33	WT		8-11	2:21pm														X	X		021
11	MW-34	WT		8-11	2:00pm														X	X		022
12	MW-35	WT		8-11	3:15pm														X	X		023

ADDITIONAL COMMENTS	RELINQUISHED BY / AFFILIATION	DATE	TIME	ACCEPTED BY / AFFILIATION	DATE	TIME	SAMPLE CONDITIONS			
LOWEST RL's POSSIBLE	Edward LeGrand	8-16-10	5:38pm	G Moody - Pace	8-18-10	10:20				
J - VALUES	G Moody	8-18-10	14:40	Lin R - Pace	8/18/10	14:50	9.7	yes	no	yes

SAMPLER NAME AND SIGNATURE

PRINT Name of SAMPLER: Edward LeGrand

SIGNATURE of SAMPLER: Edward LeGrand DATE Signed: 8-16-2010

TEMP in C | Received on Ice (Y/N) | Custody Sealed Cooler (Y/N) | Samples Intact (Y/N)

Pace Analytical

CHAIN-OF-CUSTODY / Analytical Request Document

The Chain-of-Custody is a LEGAL DOCUMENT. All relevant fields must be completed accurately.

Section A — Required Client Information:

Company:	Palmetto Environmental Group
Address:	P.O. Box 427
	Elgin, SC 29045
Email To:	slotsky@bellsouth.net
Phone:	(803) 438-1331 Fax
Requested Due Date/TAT:	10 Day (Default)

Section B — Required Project Information:

Report To:	Jimmy Cooper
	P.O. Box 427, Elgin 29045
Copy To:	
Purchase Order No.	
Client Project ID:	CLOUD'S CHEVRON
Container Order Number:	1531

Section C — Invoice Information:

Attention:	Jimmy Cooper
Company Name:	Palmetto Environmental Group
Address:	P.O. Box 427, Elgin, SC 29045
Pace Quote Reference:	
Pace Project Manager:	R. Spencer
Pace Profile #:	

Regulatory Agency: UST - Underground Storage Tank

State / Location: South Carolina

Requested Analysis Filtered (Y/N)

ITEM#	SAMPLE ID (One Character per box. (A-Z, 0-9 / , -) Sample Ids must be unique)	MATRIX CODE (see valid codes to left)	SAMPLE TYPE (G=GRAB C=COMP)	COLLECTED START DATE	COLLECTED START TIME	COLLECTED END DATE	COLLECTED END TIME	SAMPLE TEMP AT COLLECTION	# OF CONTAINERS	Preservatives: Unpreserved	H2SO4	HNO3	HCl	NaOH	Na2S2O3	Methanol	Other	Analyses Test Y/N	EDB 8011	BTEX/MN+8Oxy	Residual Chlorine (Y/N)	9275193
1	MW-36	WT		8-11	2:05pm														X	X		024
2	MW-37	WT		8-16	4:35pm														X	X		026
3	MW-39	WT		8-16	3:54pm														X	X		026
4	MW-40	WT		8-16	3:47pm														X	X		027
5	MW-41	WT		8-16	3:27pm														X	X		028
6	MW-42	WT		8-16	3:15pm														X	X		029
7	MW-43	WT		8-11	12:30pm														X	X		030
8	MW-47	WT		8-11	12:03pm														X	X		031
9	MW-53	WT		8-11	11:40am														X	X		032
10	MW-54	WT																	X	X		033
11	MW-55	WT		8-11	9:55am														X	X		050
12	MW-57	WT		8-11	1:40pm														X	X		034

MATRIX CODE: Drinking Water DW; Water WT; Waste Water WW; Product P; Soil/Solid SL; Oil OL; Wipe WP; Air AR; Other OT; Tissue TS

ADDITIONAL COMMENTS	RELINQUISHED BY / AFFILIATION	DATE	TIME	ACCEPTED BY / AFFILIATION	DATE	TIME	SAMPLE CONDITIONS: TEMP in C	Received on Ice (Y/N)	Custody Sealed Cooler (Y/N)	Samples Intact (Y/N)
LOWEST RL's POSSIBLE	Edward LeGRAND	8-16-10	6:00pm	Rmoody - Pace	8-18-10	10:20				
2 - VALUES	~~R Moody~~	~~8-18-10~~ 8-17-10	14:40	Wm Kellam	8/18/10	14:40	4 - 7yr	ox yr		

SAMPLER NAME AND SIGNATURE

PRINT Name of SAMPLER: Edward LeGRAND

SIGNATURE of SAMPLER: Edward LeGrand DATE Signed: 8-16-2010

Pace Analytical

CHAIN-OF-CUSTODY / Analytical Request Document

The Chain-of-Custody is a LEGAL DOCUMENT. All relevant fields must be completed accurately.

Section A
Required Client Information:

Company:	Palmetto Environmental Group
Address:	P.O. Box 427
	Elgin, SC 29045
Email To:	slotsky@bellsouth.net
Phone:	(803) 438-1331 Fax
Requested Due Date/TAT:	10 Day (Default)

Section B
Required Project Information:

Report To:	Jimmy Cooper
	P.O. Box 427, Elgin 29045
Copy To:	
Purchase Order No.	
Client Project ID:	CLOUD'S CHEVRON
Container Order Number:	1531

Section C
Invoice Information:

Attention:	Jimmy Cooper
Company Name:	Palmetto Environmental Group
Address:	P.O. Box 427, Elgin, SC 29045
Pace Quote Reference:	
Pace Project Manager:	R. Spencer
Pace Profile #:	

Regulatory Agency: UST - Underground Storage Tank
State / Location: South Carolina

MATRIX CODE: Drinking Water DW; Water WT; Waste Water WW; Product P; Soil/Solid SL; Oil OL; Wipe WP; Air AR; Other OT; Tissue TS

SAMPLE ID
One Character per box. (A-Z, 0-9 / , -)
Sample Ids must be unique

Requested Analysis Filtered (Y/N)

ITEM#	SAMPLE ID	MATRIX CODE (see valid codes to left)	SAMPLE TYPE (G=GRAB C=COMP)	COLLECTED START DATE	COLLECTED START TIME	COLLECTED END DATE	COLLECTED END TIME	SAMPLE TEMP AT COLLECTION	# OF CONTAINERS	Unpreserved	H2SO4	HNO3	HCl	NaOH	Na2S2O3	Methanol	Other	Analyses Test Y/N	EDB 8011	BTEXMN+8Oxy	Residual Chlorine (Y/N)	9275793
1	MW-58	WT		8-11	9:46am														X	X		035
2	MW-59	WT		8-16	12:13pm														X	X		036
3	MW-64	WT		8-16	11:13am														X	X		032
4	MW-65	WT		8-16	11:25am														X	X		038
5	MW-66	WT		8-16	11:58am														X	X		039
6	MW-68	WT		8-16	10:47am														X	X		040
7	MW-69	WT		8-16	10:24am														X	X		041
8	MW-5AR	WT		8-16	9:30am														X	X		042
9	[redacted]	WT																	X	X		
10	[redacted]	WT																	X	X		
11	DW-3	WT		8-12	2:46pm														X	X		043
12	DW-4	WT		8-12	2:27pm														X	X		044

ADDITIONAL COMMENTS	RELINQUISHED BY / AFFILIATION	DATE	TIME	ACCEPTED BY / AFFILIATION	DATE	TIME	SAMPLE CONDITIONS
LOWEST RL'S POSSIBLE	Edward LeGRAND	8-17-10	4:24pm	[illegible] Moody-Pace	8-18-10	10:20	
J-VALUES	[illegible] Moody	8-18-10	14:40	[illegible]	8/18/10	14:40	9.7 yes 0 yes

SAMPLER NAME AND SIGNATURE

PRINT Name of SAMPLER: Edward LeGRAND

SIGNATURE of SAMPLER: Edward LeGrand

DATE Signed: 8-17-2010

TEMP in C | Received on Ice (Y/N) | Custody Sealed Cooler (Y/N) | Samples Intact (Y/N)

Pace Analytical
www.pacelabs.com

CHAIN-OF-CUSTODY / Analytical Request Document

The Chain-of-Custody is a LEGAL DOCUMENT. All relevant fields must be completed accurately.

Section A
Required Client Information:

Company:	Palmetto Environmental Group
Address:	P.O. Box 427
	Elgin, SC 29045
Email To:	slotsky@bellsouth.net
Phone:	(803) 438-1331 Fax:
Requested Due Date/TAT:	10 Day (Default)

Section B
Required Project Information:

Report To:	Jimmy Cooper
	P.O. Box 427, Elgin 29045
Copy To:	
Purchase Order No.	
Client Project ID:	CLOUD'S CHEVRON
Container Order Number:	1531

Section C
Invoice Information:

Attention:	Jimmy Cooper
Company Name:	Palmetto Environmental Group
Address:	P.O. Box 427, Elgin, SC 29045
Pace Quote Reference:	
Pace Project Manager:	R. Spencer
Pace Profile #:	

Regulatory Agency: UST - Underground Storage Tank
State / Location: South Carolina

SAMPLE ID
One Character per box.
(A-Z, 0-9 / , -)
Sample Ids must be unique

MATRIX CODE: Drinking Water DW; Water WT; Waste Water WW; Product P; Soil/Solid SL; Oil OL; Wipe WP; Air AR; Other OT; Tissue TS

ITEM#	SAMPLE ID	MATRIX CODE (see valid codes to left)	SAMPLE TYPE (G=GRAB C=COMP)	COLLECTED START DATE	COLLECTED START TIME	COLLECTED END DATE	COLLECTED END TIME	SAMPLE TEMP AT COLLECTION	# OF CONTAINERS	Preservatives: Unpreserved	H2SO4	HNO3	HCl	NaOH	Na2S2O3	Methanol	Other	Analyses Test Y/N	Requested Analysis Filtered (Y/N): EDB 8011	BTEXMN+8Oxy	Residual Chlorine (Y/N)	
1	DW-5	WT		8-11	3:30pm														X	X		005
2	DW-6	WT		8-16	3:00pm														X	X		006
3	DW-7	WT		8-11	10:05am														X	X		007
4	DW-9	WT		8-11	9:45am														X	X		008
5	SW-1	WT		8/16	12:30pm														X	X		009
6		WT																	X	X		
7		WT																	X	X		
8		WT																	X	X		
9		WT																	X	X		
10		WT																	X	X		
11		WT																	X	X		
12		WT																	X	X		

9075793

ADDITIONAL COMMENTS	RELINQUISHED BY / AFFILIATION	DATE	TIME	ACCEPTED BY / AFFILIATION	DATE	TIME	SAMPLE CONDITIONS			
LOWEST RL's POSSIBLE	Edward LeGrand	8-17-10	4:27pm	B Moody - Pace	8-18-10	10:20				
J-VALUES	B Moody	8-18-10	14:40	Lin Hom	8/18/10	19:40	9.7	yes	no	yes

SAMPLER NAME AND SIGNATURE

PRINT Name of SAMPLER: Edward LeGrand

SIGNATURE of SAMPLER: Edward LeGrand DATE Signed: 8-17-2010

TEMP in C | Received on Ice (Y/N) | Custody Sealed Cooler (Y/N) | Samples Intact (Y/N)

Pace Analytical

Sample Condition Upon Receipt

Client Name: Palmetto Project # 92755973

EW 8/18

Where Received: ☑ Huntersville ☐ Asheville ☐ Eden

Courier: ☐ Fed Ex ☐ UPS ☐ USPS ☐ Client ☐ Commercial ☑ Pace Other_____

Custody Seal on Cooler/Box Present: ☐ yes ☑ no Seals intact: ☐ yes ☐ no

Optional
Proj. Due Date:
Proj. Name:

Packing Material: ☐ Bubble Wrap ☑ Bubble Bags ☐ None ☐ Other_____

Thermometer Used: IR Gun : T809 **Type of Ice:** Wet Blue None ☑ Samples on ice, cooling process has begun

Temp Correction Factor: Add / Subtract _____0_____C

Corrected Cooler Temp.: 4.7 C **Biological Tissue is Frozen:** Yes No

Temp should be above freezing to 6°C

Date and Initials of person examining contents: [illegible] 8/18/10

		Comments:
Chain of Custody Present:	☑Yes ☐No ☐N/A	1.
Chain of Custody Filled Out:	☑Yes ☐No ☐N/A	2.
Chain of Custody Relinquished:	☑Yes ☐No ☐N/A	3.
Sampler Name & Signature on COC:	☑Yes ☐No ☐N/A	4.
Samples Arrived within Hold Time:	☑Yes ☐No ☐N/A	5.
Short Hold Time Analysis (<72hr):	☐Yes ☑No ☐N/A	6.
Rush Turn Around Time Requested:	☐Yes ☑No ☐N/A	7.
Sufficient Volume:	☐Yes ☑No ☐N/A	8. Missing ~~[illegible]~~ MW-5 p.1 ☐ 3 [illegible] 8/18/10
Correct Containers Used:	☑Yes ☐No ☐N/A	9.
-Pace Containers Used:	☑Yes ☐No ☐N/A	
Containers Intact:	☑Yes ☐No ☐N/A	10.
Filtered volume received for Dissolved tests	☐Yes ☐No ☑N/A	11.
Sample Labels match COC:	☑Yes ☐No ☐N/A 8/18/10	12. time on vials for MW68 = 10:47
-Includes date/time/ID/Analysis Matrix:		time on vials for DW5 = 09:48
All containers needing preservation have been checked.	☑Yes ☐No ☐N/A	13.
All containers needing preservation are found to be in compliance with EPA recommendation.	☑Yes ☐No ☐N/A	
Exceptions: VOA, coliform, TOC, O&G, WI-DRO (water)	☐Yes ☐No	Initial when completed
Samples checked for dechlorination:	☐Yes ☐No ☑N/A	14.
Headspace in VOA Vials (>6mm):	☐Yes ☑No ☐N/A	15.
Trip Blank Present:	☐Yes ☐No ☑N/A	16.
Trip Blank Custody Seals Present	☐Yes ☐No ☑N/A	
Pace Trip Blank Lot # (if purchased):		

Client Notification/ Resolution: Field Data Required? Y / N

Person Contacted: _____ Date/Time: _____

Comments/ Resolution: _____

Project Manager Review: EW **Date:** 8/18/10

Note: Whenever there is a discrepancy affecting North Carolina compliance samples, a copy of this form will be sent to the North Carolina DEHNR Certification Office (i.e out of hold, incorrect preservative, out of temp, incorrect containers)

F-CHR-CS-003-rev.00

ECOLOGICAL RESOURCES INC.

2193 Hwy 1 South
Elgin, SC 29045

ph: 803-438-1331
FAX: 803-438-1331

DESIGNED BY:	CLIENT: SOUTH CAROLINA DEPT OF HEALTH & ENVIRONMENTAL CONTROL	JOB NO.: 318
DRAWN BY: DLC	TITLE: TOTAL CoC CONCENTRATIONS ppb CLOUD'S CHEVRON/UNIVERSITY MART UST PERMIT #07584/07777/12352 COLUMBIA, SC	FILE NAME: CLOUDS
CHECKED BY:		SCALE: 1"=120'
DATE ISSUED: 10/17/2010		SHEET NO.: 1 OF 3

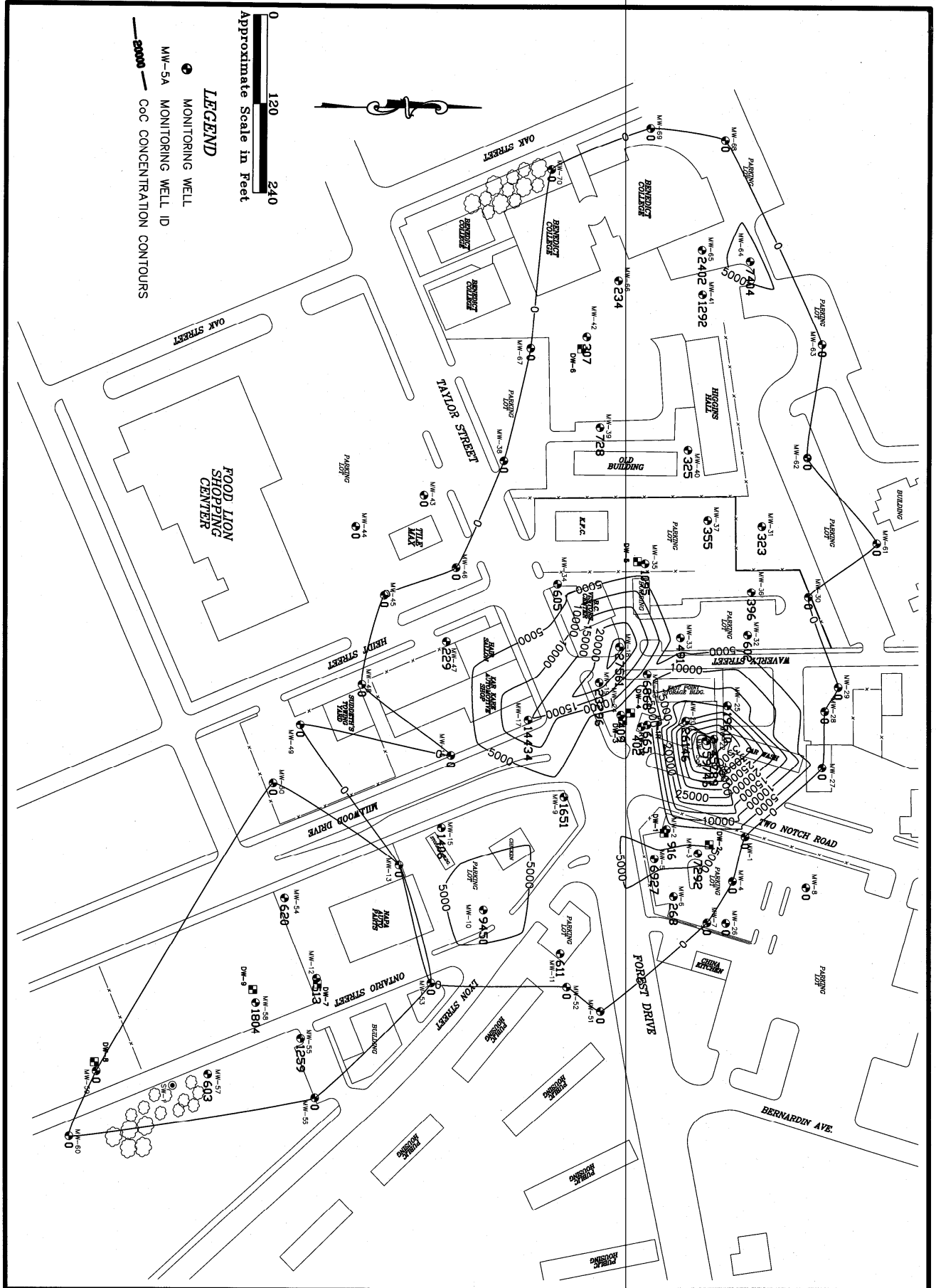

ECOLOGICAL RESOURCES INC.

2193 Hwy 1 South
Elgin, SC 29045

ph: 803-438-1331
FAX: 803-438-1331

DESIGNED BY:	CLIENT: SOUTH CAROLINA DEPT OF HEALTH & ENVIRONMENTAL CONTROL	JOB NO.: 318
DRAWN BY: DLC	TITLE: TOTAL CoC CONTOURS ppb CLOUD'S CHEVRON/UNIVERSITY MART UST PERMIT #07584/07777/12352 COLUMBIA, SC	FILE NAME: CLOUDS
CHECKED BY:		SCALE: 1"=120'
DATE ISSUED: 10/17/2010		SHEET NO.: 2 OF 3

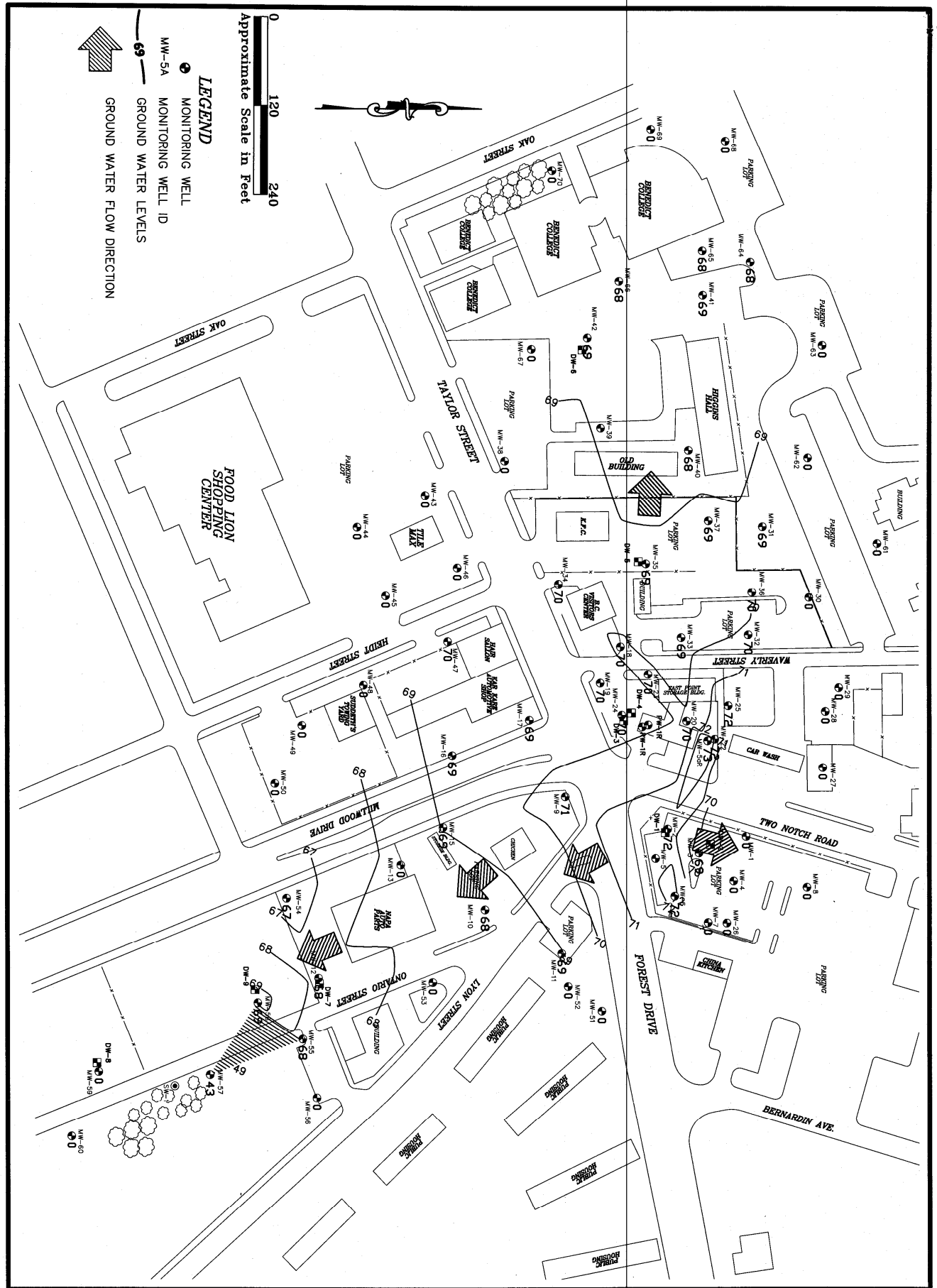

ECOLOGICAL RESOURCES INC.
2193 Hwy 1 South
Elgin, SC 29045
ph: 803-438-1331
FAX: 803-438-1331

DESIGNED BY:	CLIENT: SOUTH CAROLINA DEPT OF HEALTH & ENVIRONMENTAL CONTROL	JOB NO.: 318
DRAWN BY: DLC	TITLE: POTENTIOMETRIC SURFACE CLOUD'S CHEVRON/UNIVERSITY MART UST PERMIT #07584/07777/12352 COLUMBIA, SC	FILE NAME: CLOUDS
CHECKED BY:		SCALE: 1"=120'
DATE ISSUED: 10/17/2010		SHEET NO.: 3 OF 3

Pace Analytical®
www.pacelabs.com

Pace Analytical Services, Inc.
2225 Riverside Dr.
Asheville, NC 28804
(828)254-7176

Pace Analytical Services, Inc.
9800 Kincey Ave. Suite 100
Huntersville, NC 28078
(704)875-9092

March 08, 2010

Mr. Jimmy Cooper
Ecological Resources, Inc.
P.O. Box 427
2193 Hwy 1
Elgin, SC 29045

RE: Project: Clouds Chevron
Pace Project No.: 9263980

Dear Mr. Cooper:
Enclosed are the analytical results for sample(s) received by the laboratory on February 24, 2010. The results relate only to the samples included in this report. Results reported herein conform to the most current NELAC standards, where applicable, unless otherwise narrated in the body of the report.

Inorganic Wet Chemistry and Metals analyses were performed at our Pace Asheville laboratory and Organic testing was performed at our Pace Huntersville laboratory unless otherwise footnoted. All Microbiological analyses were performed at the laboratory where the samples were received.

If you have any questions concerning this report, please feel free to contact me.

Sincerely,

Erin K. Waters

Erin Waters for
Renee Spencer
renee.spencer@pacelabs.com
Project Manager

Enclosures

REPORT OF LABORATORY ANALYSIS

This report shall not be reproduced, except in full,
without the written consent of Pace Analytical Services, Inc..

Pace Analytical®
www.pacelabs.com

Pace Analytical Services, Inc.
2225 Riverside Dr.
Asheville, NC 28804
(828)254-7176

Pace Analytical Services, Inc.
9800 Kincey Ave. Suite 100
Huntersville, NC 28078
(704)875-9092

CERTIFICATIONS

Project: Clouds Chevron
Pace Project No.: 9263980

Charlotte Certification IDs
Connecticut Certification #: PH-0104
9800 Kincey Ave. - Ste 100 Huntersville, NC 28078
Kentucky UST Certification #: 84
Louisiana/LELAP Certification #: 04034
New Jersey Certification #: NC012
North Carolina Drinking Water Certification #: 37706
North Carolina Field Services Certification #: 5342
North Carolina Wastewater Certification #: 12
Pennsylvania Certification #: 68-00784
South Carolina Certification #: 990060001
South Carolina Drinking Water Cert. #: 990060003
Tennessee Certification #: 04010
Virginia Certification #: 00213
West Virginia Certification #: 357
Florida/NELAP Certification #: E87627

This report shall not be reproduced, except in full,
without the written consent of Pace Analytical Services, Inc..

ACCREDITED IN ACCORDANCE WITH NELAC

Pace Analytical®
www.pacelabs.com

Pace Analytical Services, Inc.
2225 Riverside Dr.
Asheville, NC 28804
(828)254-7176

Pace Analytical Services, Inc.
9800 Kincey Ave. Suite 100
Huntersville, NC 28078
(704)875-9092

SAMPLE SUMMARY

Project: Clouds Chevron
Pace Project No.: 9263980

Lab ID	Sample ID	Matrix	Date Collected	Date Received
9263980001	**SD-1**	Water	02/23/10 17:30	02/24/10 16:40
9263980002	**SD-2**	Water	02/23/10 17:30	02/24/10 16:40
9263980003	**SD-3**	Water	02/23/10 17:30	02/24/10 16:40

This report shall not be reproduced, except in full,
without the written consent of Pace Analytical Services, Inc..

Pace Analytical®
www.pacelabs.com

Pace Analytical Services, Inc.
2225 Riverside Dr.
Asheville, NC 28804
(828)254-7176

Pace Analytical Services, Inc.
9800 Kincey Ave. Suite 100
Huntersville, NC 28078
(704)875-9092

SAMPLE ANALYTE COUNT

Project: Clouds Chevron
Pace Project No.: 9263980

Lab ID	Sample ID	Method	Analysts	Analytes Reported
9263980001	**SD-1**	EPA 8260	KJM	12
9263980002	**SD-2**	EPA 8260	KJM	12
9263980003	**SD-3**	EPA 8260	KJM	12

This report shall not be reproduced, except in full,
without the written consent of Pace Analytical Services, Inc..

ACCREDITED IN ACCORDANCE WITH THE nelac

Pace Analytical®
www.pacelabs.com

Pace Analytical Services, Inc.
2225 Riverside Dr.
Asheville, NC 28804
(828)254-7176

Pace Analytical Services, Inc.
9800 Kincey Ave. Suite 100
Huntersville, NC 28078
(704)875-9092

ANALYTICAL RESULTS

Project: Clouds Chevron
Pace Project No.: 9263980

Sample: SD-1 **Lab ID: 9263980001** Collected: 02/23/10 17:30 Received: 02/24/10 16:40 Matrix: Water

Parameters	Results	Units	Report Limit	DF	Prepared	Analyzed	CAS No.	Qual
8260 MSV	Analytical Method: EPA 8260							
Benzene	ND	ug/L	5.0	1		03/03/10 19:39	71-43-2	
Ethylbenzene	ND	ug/L	5.0	1		03/03/10 19:39	100-41-4	
Methyl-tert-butyl ether	ND	ug/L	5.0	1		03/03/10 19:39	1634-04-4	
Naphthalene	ND	ug/L	5.0	1		03/03/10 19:39	91-20-3	
Toluene	ND	ug/L	5.0	1		03/03/10 19:39	108-88-3	
Xylene (Total)	ND	ug/L	10.0	1		03/03/10 19:39	1330-20-7	
m&p-Xylene	ND	ug/L	10.0	1		03/03/10 19:39	1330-20-7	
o-Xylene	ND	ug/L	5.0	1		03/03/10 19:39	95-47-6	
4-Bromofluorobenzene (S)	101	%	70-130	1		03/03/10 19:39	460-00-4	
Dibromofluoromethane (S)	101	%	70-130	1		03/03/10 19:39	1868-53-7	
1,2-Dichloroethane-d4 (S)	106	%	70-130	1		03/03/10 19:39	17060-07-0	
Toluene-d8 (S)	100	%	70-130	1		03/03/10 19:39	2037-26-5	

This report shall not be reproduced, except in full,
without the written consent of Pace Analytical Services, Inc..

ACCREDITED IN ACCORDANCE WITH NELAC

Pace Analytical®
www.pacelabs.com

Pace Analytical Services, Inc.
2225 Riverside Dr.
Asheville, NC 28804
(828)254-7176

Pace Analytical Services, Inc.
9800 Kincey Ave. Suite 100
Huntersville, NC 28078
(704)875-9092

ANALYTICAL RESULTS

Project: Clouds Chevron
Pace Project No.: 9263980

Sample: SD-2 **Lab ID: 9263980002** Collected: 02/23/10 17:30 Received: 02/24/10 16:40 Matrix: Water

Parameters	Results	Units	Report Limit	DF	Prepared	Analyzed	CAS No.	Qual
8260 MSV	Analytical Method: EPA 8260							
Benzene	ND	ug/L	5.0	1		03/04/10 09:41	71-43-2	
Ethylbenzene	ND	ug/L	5.0	1		03/04/10 09:41	100-41-4	
Methyl-tert-butyl ether	ND	ug/L	5.0	1		03/04/10 09:41	1634-04-4	
Naphthalene	ND	ug/L	5.0	1		03/04/10 09:41	91-20-3	
Toluene	ND	ug/L	5.0	1		03/04/10 09:41	108-88-3	
Xylene (Total)	ND	ug/L	10.0	1		03/04/10 09:41	1330-20-7	
m&p-Xylene	ND	ug/L	10.0	1		03/04/10 09:41	1330-20-7	
o-Xylene	ND	ug/L	5.0	1		03/04/10 09:41	95-47-6	
4-Bromofluorobenzene (S)	98	%	70-130	1		03/04/10 09:41	460-00-4	
Dibromofluoromethane (S)	101	%	70-130	1		03/04/10 09:41	1868-53-7	
1,2-Dichloroethane-d4 (S)	100	%	70-130	1		03/04/10 09:41	17060-07-0	
Toluene-d8 (S)	101	%	70-130	1		03/04/10 09:41	2037-26-5	

This report shall not be reproduced, except in full,
without the written consent of Pace Analytical Services, Inc..

ACCREDITED IN ACCORDANCE WITH nelac

Pace Analytical®
www.pacelabs.com

Pace Analytical Services, Inc.
2225 Riverside Dr.
Asheville, NC 28804
(828)254-7176

Pace Analytical Services, Inc.
9800 Kincey Ave. Suite 100
Huntersville, NC 28078
(704)875-9092

ANALYTICAL RESULTS

Project: Clouds Chevron
Pace Project No.: 9263980

Sample: SD-3 **Lab ID: 9263980003** Collected: 02/23/10 17:30 Received: 02/24/10 16:40 Matrix: Water

Parameters	Results	Units	Report Limit	DF	Prepared	Analyzed	CAS No.	Qual
8260 MSV	Analytical Method: EPA 8260							
Benzene	**1040**	ug/L	50.0	10		03/05/10 23:13	71-43-2	
Ethylbenzene	**98.5**	ug/L	5.0	1		03/04/10 09:59	100-41-4	
Methyl-tert-butyl ether	**318**	ug/L	50.0	10		03/05/10 23:13	1634-04-4	
Naphthalene	**31.5**	ug/L	5.0	1		03/04/10 09:59	91-20-3	
Toluene	**304**	ug/L	50.0	10		03/05/10 23:13	108-88-3	
Xylene (Total)	**284**	ug/L	10.0	1		03/04/10 09:59	1330-20-7	
m&p-Xylene	**216**	ug/L	10.0	1		03/04/10 09:59	1330-20-7	
o-Xylene	**67.8**	ug/L	5.0	1		03/04/10 09:59	95-47-6	
4-Bromofluorobenzene (S)	98	%	70-130	1		03/04/10 09:59	460-00-4	
Dibromofluoromethane (S)	97	%	70-130	1		03/04/10 09:59	1868-53-7	
1,2-Dichloroethane-d4 (S)	96	%	70-130	1		03/04/10 09:59	17060-07-0	
Toluene-d8 (S)	101	%	70-130	1		03/04/10 09:59	2037-26-5	

This report shall not be reproduced, except in full,
without the written consent of Pace Analytical Services, Inc..

ACCREDITED IN ACCORDANCE WITH nelac

Pace Analytical®
www.pacelabs.com

Pace Analytical Services, Inc.
2225 Riverside Dr.
Asheville, NC 28804
(828)254-7176

Pace Analytical Services, Inc.
9800 Kincey Ave. Suite 100
Huntersville, NC 28078
(704)875-9092

QUALITY CONTROL DATA

Project: Clouds Chevron
Pace Project No.: 9263980

QC Batch: MSV/10149
QC Batch Method: EPA 8260
Analysis Method: EPA 8260
Analysis Description: 8260 MSV SC
Associated Lab Samples: 9263980002, 9263980003

METHOD BLANK: 409855 Matrix: Water
Associated Lab Samples: 9263980002, 9263980003

Parameter	Units	Blank Result	Reporting Limit	Analyzed	Qualifiers
Benzene	ug/L	ND	5.0	03/04/10 09:23	
Ethylbenzene	ug/L	ND	5.0	03/04/10 09:23	
m&p-Xylene	ug/L	ND	10.0	03/04/10 09:23	
Methyl-tert-butyl ether	ug/L	ND	5.0	03/04/10 09:23	
Naphthalene	ug/L	ND	5.0	03/04/10 09:23	
o-Xylene	ug/L	ND	5.0	03/04/10 09:23	
Toluene	ug/L	ND	5.0	03/04/10 09:23	
Xylene (Total)	ug/L	ND	10.0	03/04/10 09:23	
1,2-Dichloroethane-d4 (S)	%	102	70-130	03/04/10 09:23	
4-Bromofluorobenzene (S)	%	99	70-130	03/04/10 09:23	
Dibromofluoromethane (S)	%	100	70-130	03/04/10 09:23	
Toluene-d8 (S)	%	99	70-130	03/04/10 09:23	

LABORATORY CONTROL SAMPLE: 409856

Parameter	Units	Spike Conc.	LCS Result	LCS % Rec	% Rec Limits	Qualifiers
Benzene	ug/L	50	51.9	104	70-130	
Ethylbenzene	ug/L	50	52.0	104	70-130	
m&p-Xylene	ug/L	100	106	106	70-130	
Methyl-tert-butyl ether	ug/L	50	55.7	111	70-130	
Naphthalene	ug/L	50	56.5	113	70-130	
o-Xylene	ug/L	50	52.7	105	70-130	
Toluene	ug/L	50	52.8	106	70-130	
Xylene (Total)	ug/L	150	158	106	70-130	
1,2-Dichloroethane-d4 (S)	%			98	70-130	
4-Bromofluorobenzene (S)	%			99	70-130	
Dibromofluoromethane (S)	%			100	70-130	
Toluene-d8 (S)	%			100	70-130	

MATRIX SPIKE & MATRIX SPIKE DUPLICATE: 409857 409858

Parameter	Units	9263972009 Result	MS Spike Conc.	MSD Spike Conc.	MS Result	MSD Result	MS % Rec	MSD % Rec	% Rec Limits	RPD	Max RPD	Qual
Benzene	ug/L	ND	50	50	49.4	55.2	96	108	70-130	11	30	
Ethylbenzene	ug/L	ND	50	50	49.1	54.5	97	108	70-130	10	30	
m&p-Xylene	ug/L	ND	100	100	99.2	110	98	109	70-130	10	30	
Methyl-tert-butyl ether	ug/L	ND	50	50	48.2	56.0	96	112	70-130	15	30	
Naphthalene	ug/L	ND	50	50	43.1	54.3	80	103	70-130	23	30	
o-Xylene	ug/L	ND	50	50	49.2	55.6	98	111	70-130	12	30	
Toluene	ug/L	ND	50	50	49.7	55.8	98	110	70-130	12	30	

This report shall not be reproduced, except in full,
without the written consent of Pace Analytical Services, Inc..

ACCREDITED IN ACCORDANCE WITH nelac

Pace Analytical®
www.pacelabs.com

Pace Analytical Services, Inc.
2225 Riverside Dr.
Asheville, NC 28804
(828)254-7176

Pace Analytical Services, Inc.
9800 Kincey Ave. Suite 100
Huntersville, NC 28078
(704)875-9092

QUALITY CONTROL DATA

Project: Clouds Chevron
Pace Project No.: 9263980

MATRIX SPIKE & MATRIX SPIKE DUPLICATE: 409857 409858

Parameter	Units	9263972009 Result	MS Spike Conc.	MSD Spike Conc.	MS Result	MSD Result	MS % Rec	MSD % Rec	% Rec Limits	RPD	Max RPD	Qual
1,2-Dichloroethane-d4 (S)	%						100	100	70-130			
4-Bromofluorobenzene (S)	%						99	99	70-130			
Dibromofluoromethane (S)	%						100	101	70-130			
Toluene-d8 (S)	%						99	100	70-130			

This report shall not be reproduced, except in full,
without the written consent of Pace Analytical Services, Inc..

ACCREDITED IN ACCORDANCE WITH nelac

Pace Analytical®
www.pacelabs.com

Pace Analytical Services, Inc.
2225 Riverside Dr.
Asheville, NC 28804
(828)254-7176

Pace Analytical Services, Inc.
9800 Kincey Ave. Suite 100
Huntersville, NC 28078
(704)875-9092

QUALITY CONTROL DATA

Project: Clouds Chevron
Pace Project No.: 9263980

QC Batch: MSV/10161
QC Batch Method: EPA 8260
Analysis Method: EPA 8260
Analysis Description: 8260 MSV SC
Associated Lab Samples: 9263980001

METHOD BLANK: 410426
Matrix: Water
Associated Lab Samples: 9263980001

Parameter	Units	Blank Result	Reporting Limit	Analyzed	Qualifiers
Benzene	ug/L	ND	5.0	03/03/10 12:24	
Ethylbenzene	ug/L	ND	5.0	03/03/10 12:24	
m&p-Xylene	ug/L	ND	10.0	03/03/10 12:24	
Methyl-tert-butyl ether	ug/L	ND	5.0	03/03/10 12:24	
Naphthalene	ug/L	ND	5.0	03/03/10 12:24	
o-Xylene	ug/L	ND	5.0	03/03/10 12:24	
Toluene	ug/L	ND	5.0	03/03/10 12:24	
Xylene (Total)	ug/L	ND	10.0	03/03/10 12:24	
1,2-Dichloroethane-d4 (S)	%	104	70-130	03/03/10 12:24	
4-Bromofluorobenzene (S)	%	99	70-130	03/03/10 12:24	
Dibromofluoromethane (S)	%	103	70-130	03/03/10 12:24	
Toluene-d8 (S)	%	101	70-130	03/03/10 12:24	

LABORATORY CONTROL SAMPLE: 410427

Parameter	Units	Spike Conc.	LCS Result	LCS % Rec	% Rec Limits	Qualifiers
Benzene	ug/L	50	54.3	109	70-130	
Ethylbenzene	ug/L	50	54.0	108	70-130	
m&p-Xylene	ug/L	100	109	109	70-130	
Methyl-tert-butyl ether	ug/L	50	58.1	116	70-130	
Naphthalene	ug/L	50	56.3	113	70-130	
o-Xylene	ug/L	50	54.9	110	70-130	
Toluene	ug/L	50	54.8	110	70-130	
Xylene (Total)	ug/L	150	164	109	70-130	
1,2-Dichloroethane-d4 (S)	%			99	70-130	
4-Bromofluorobenzene (S)	%			98	70-130	
Dibromofluoromethane (S)	%			101	70-130	
Toluene-d8 (S)	%			101	70-130	

This report shall not be reproduced, except in full,
without the written consent of Pace Analytical Services, Inc..

ACCREDITED IN ACCORDANCE WITH NELAC

Pace Analytical®
www.pacelabs.com

Pace Analytical Services, Inc.
2225 Riverside Dr.
Asheville, NC 28804
(828)254-7176

Pace Analytical Services, Inc.
9800 Kincey Ave. Suite 100
Huntersville, NC 28078
(704)875-9092

QUALIFIERS

Project: Clouds Chevron
Pace Project No.: 9263980

DEFINITIONS

DF - Dilution Factor, if reported, represents the factor applied to the reported data due to changes in sample preparation, dilution of the sample aliquot, or moisture content.

ND - Not Detected at or above adjusted reporting limit.

J - Estimated concentration above the adjusted method detection limit and below the adjusted reporting limit.

MDL - Adjusted Method Detection Limit.

S - Surrogate

1,2-Diphenylhydrazine (8270 listed analyte) decomposes to Azobenzene.

Consistent with EPA guidelines, unrounded data are displayed and have been used to calculate % recovery and RPD values.

LCS(D) - Laboratory Control Sample (Duplicate)

MS(D) - Matrix Spike (Duplicate)

DUP - Sample Duplicate

RPD - Relative Percent Difference

NC - Not Calculable.

Pace Analytical is NELAP accredited. Contact your Pace PM for the current list of accredited analytes.

U - Indicates the compound was analyzed for, but not detected.

This report shall not be reproduced, except in full,
without the written consent of Pace Analytical Services, Inc..

Pace Analytical®
www.pacelabs.com

CHAIN-OF-CUSTODY / Analytical Request Document

The Chain-of-Custody is a LEGAL DOCUMENT. All relevant fields must be completed accurately.

Page: of 1178022

Section A Required Client Information:
Company: Ecological Resources
Address: PO Box 427 Elgin SC 29045
Email To:
Phone: 803-438-3440 Fax:
Requested Due Date/TAT:

Section B Required Project Information:
Report To: Jimmy Cooper
Copy To:
Purchase Order No.:
Project Name: Cloads Chevron
Project Number:

Section C Invoice Information:
Attention:
Company Name:
Address:
Pace Quote Reference:
Pace Project Manager:
Pace Profile #: 1436-1

REGULATORY AGENCY
☐ NPDES ☑ GROUND WATER ☐ DRINKING WATER
☐ UST ☐ RCRA ☐ OTHER
Site Location STATE: SC

Section D Required Client Information

SAMPLE ID (A-Z, 0-9 / ,-) Sample IDs MUST BE UNIQUE

Matrix Codes (MATRIX / CODE): Drinking Water DW; Water WT; Waste Water WW; Product P; Soil/Solid SL; Oil OL; Wipe WP; Air AR; Tissue TS; Other OT

ITEM #	SAMPLE ID	MATRIX CODE (see valid codes to left)	SAMPLE TYPE (G=GRAB C=COMP)	COLLECTED COMPOSITE START DATE	COMPOSITE START TIME	COMPOSITE END/GRAB DATE	COMPOSITE END/GRAB TIME	SAMPLE TEMP AT COLLECTION	# OF CONTAINERS	Preservatives: Unpreserved	H_2SO_4	HNO_3	HCl	NaOH	$Na_2S_2O_3$	Methanol	Other	Analysis Test Y/N	Requested Analysis Filtered (Y/N): BTEX MV	Residual Chlorine (Y/N)	Pace Project No./ Lab I.D.
1	SD-1			2/23/2010	5:30pm																9263980 001
2	SD-2			↓		↓															002
3	SD-3																				003
4																					
5																					
6																					
7																					
8																					
9																					
10																					
11																					
12																					

ADDITIONAL COMMENTS	RELINQUISHED BY / AFFILIATION	DATE	TIME	ACCEPTED BY / AFFILIATION	DATE	TIME	SAMPLE CONDITIONS: Temp in °C	Received on Ice (Y/N)	Custody Sealed Cooler (Y/N)	Samples Intact (Y/N)
	Edward LeGrand	2/23/2010	7:50pm	Dmoody-Pace	2-24-10	12:20				
	Dmoody	2-24-10	16:40	James W Cloud Pace	2/24/10	1640	5.5	Y	N	Y

SAMPLER NAME AND SIGNATURE
PRINT Name of SAMPLER: Edward LeGrand
SIGNATURE of SAMPLER: Edward LeGrand DATE Signed (MM/DD/YY): 2/23/2010

ORIGINAL

*Important Note: By signing this form you are accepting Pace's NET 30 day payment terms and agreeing to late charges of 1.5% per month for any invoices not paid within 30 days.

F-ALL-Q-020rev.07, 15-May-2007

Pace Analytical

Sample Condition Upon Receipt

Client Name: Ecological Resources Project # 923980

Courier: ☐ Fed Ex ☐ UPS ☐ USPS ☐ Client ☐ Commercial ☑ Pace Other ____

Custody Seal on Cooler/Box Present: ☐ yes ☑ no Seals intact: ☐ yes ☑ no

Optional: Proj. Due Date: N/A; Proj. Name: N/A

Packing Material: ☐ Bubble Wrap ☑ Bubble Bags ☐ None ☐ Other ____

Thermometer Used T060 Type of Ice: (Wet) Blue None ☑ Samples on ice, cooling process has begun

Cooler Temperature 5.5 Biological Tissue is Frozen: Yes No N/A

Date and Initials of person examining contents: 2/24/10

Temp should be above freezing to 6°C

		Comments:
Chain of Custody Present:	☑Yes ☐No ☐N/A	1.
Chain of Custody Filled Out:	☑Yes ☐No ☐N/A	2.
Chain of Custody Relinquished:	☑Yes ☐No ☐N/A	3.
Sampler Name & Signature on COC:	☑Yes ☐No ☐N/A	4.
Samples Arrived within Hold Time:	☑Yes ☐No ☐N/A	5.
Short Hold Time Analysis (<72hr):	☐Yes ☑No ☐N/A	6.
Rush Turn Around Time Requested:	☐Yes ☑No ☐N/A	7.
Sufficient Volume:	☑Yes ☐No ☐N/A	8.
Correct Containers Used:	☑Yes ☐No ☐N/A	9.
-Pace Containers Used:	☑Yes ☐No ☐N/A	
Containers Intact:	☑Yes ☐No ☐N/A	10.
Filtered volume received for Dissolved tests	☐Yes ☐No ☑N/A	11.
Sample Labels match COC:	☑Yes ☐No ☐N/A	12.
-Includes date/time/ID/Analysis Matrix: WT		
All containers needing preservation have been checked.	☑Yes ☐No ☐N/A	13.
All containers needing preservation are found to be in compliance with EPA recommendation.	☑Yes ☐No ☐N/A	
exceptions: VOA, coliform, TOC, O&G, WI-DRO (water)	☐Yes ☐No	initial when completed
Samples checked for dechlorination:	☐Yes ☐No ☑N/A	14.
Headspace in VOA Vials (>6mm):	☐Yes ☑No ☐N/A	15.
Trip Blank Present:	☐Yes ☐No ☑N/A	16.
Trip Blank Custody Seals Present	☐Yes ☐No ☐N/A	
Pace Trip Blank Lot # (if purchased): N/A		

Client Notification/ Resolution: Field Data Required? Y / N / N/A

Person Contacted: ____ Date/Time: ____

Comments/ Resolution: ____

Project Manager Review: RLS **Date:** 2/24/10

Note: Whenever there is a discrepancy affecting North Carolina compliance samples, a copy of this form will be sent to the North Carolina DEHNR Certification Office (i.e out of hold, incorrect preservative, out of temp, incorrect containers)

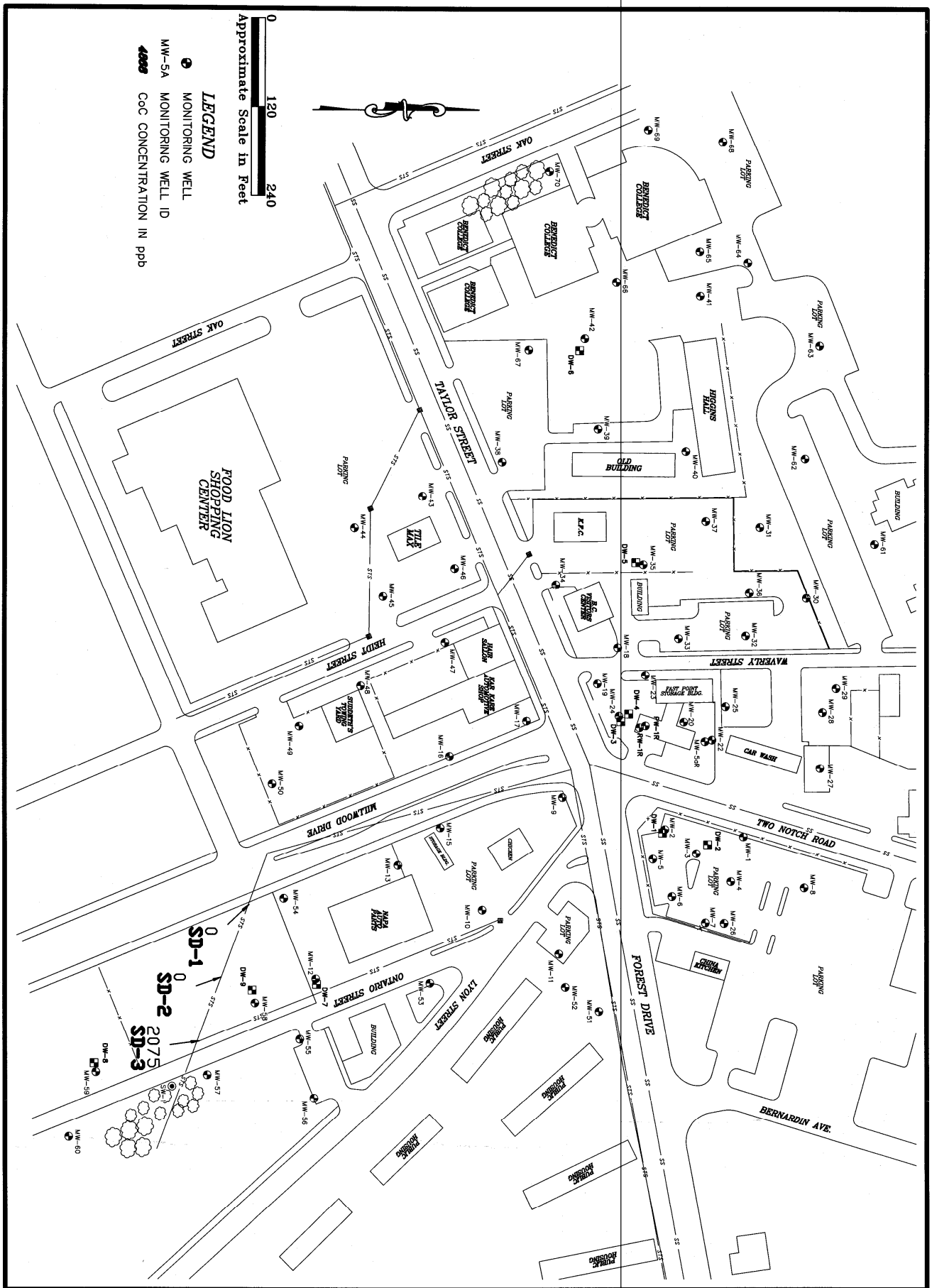

ECOLOGICAL RESOURCES INC.
2193 Hwy 1 South
Elgin, SC 29045
ph: 803-438-1331
FAX: 803-438-1331

DESIGNED BY:	CLIENT: SOUTH CAROLINA DEPT OF HEALTH & ENVIRONMENTAL CONTROL	JOB NO.: 318
DRAWN BY: DLC	TITLE: STORM DRAIN SAMPLE LOCATIONS CLOUD'S CHEVRON/UNIVERSITY MART UST PERMIT #07584/07777/12352 COLUMBIA, SC	FILE NAME: CLOUDS
CHECKED BY:		SCALE: 1"=120'
DATE ISSUED: 10/17/2010		SHEET NO.: 1 OF 1

D H E C

PROMOTE PROTECT PROSPER

C. Earl Hunter, Commissioner

Promoting and protecting the health of the public and the environment.

UST DOCKET 38tech

MR RICHARD FAY
2020 CHARLOTTE PLAZA
CHARLOTTE NC 28244-2020

NOV 04 2010

Re: **CASE Report Review**
UST Permit # 07584, University Mart, 2367 Taylor St., Columbia, SC
Release 1 reported January 30, 1991; Release 2 Reported April 17, 1998
UST Permit # 07777, Clouds Chevron, 1600 Two Notch Rd., Columbia, SC
Release reported December 31, 1991
UST Permit # 12352, Clouds Chevron, 1600 Two Notch Rd., Columbia, SC
Release reported December 30, 1991
CASE Report Received October 27, 2010
Richland County

Dear Mr. Fay:

As you may be aware, petroleum products have been identified in the soil and groundwater at the referenced facilities. To prevent the release from becoming an unacceptable risk, Ecological Resources, Inc. (formerly Palmetto Environmental Group, Inc.) has been retained to initiate corrective action of the impacted soil and groundwater using vacuum extraction, air sparging and soil vapor extraction, and chemical oxidation followed by natural attenuation. Ecological Resources, Inc. is required to send you copies of the Corrective Action System Evaluation (CASE) Reports. Please contact me if you have not received the CASE report.

If you have any questions, please contact me by phone at (803) 896-6676, by fax at (803) 896-6245, or by email at fulmersb@dhec.sc.gov.

Sincerely,

Susan B. Fulmer

Susan B. Fulmer, P.G., Hydrogeologist
Corrective Action Section
UST Management Division
Bureau of Land and Waste Management

cc: Mr. Pete Overton, Acme Petroleum & Fuel Company, 543 Cox Rd., Ste C.,
Gastonia, SC 28054
Technical File

D H E C

PROMOTE PROTECT PROSPER

C. Earl Hunter, Commissioner

Promoting and protecting the health of the public and the environment.

MRS WALLACE SCOTT
76 WHITEFORD WAY
LEXINGTON SC 29072

NOV 04 2010

Re: **CASE Report Review**
UST Permit # 07584, University Mart, 2367 Taylor St., Columbia, SC
Release 1 reported January 30, 1991; Release 2 Reported April 17, 1998
UST Permit # 07777, Clouds Chevron, 1600 Two Notch Rd., Columbia, SC
Release reported December 31, 1991
UST Permit # 12352, Clouds Chevron, 1600 Two Notch Rd., Columbia, SC
Release reported December 30, 1991
CASE Report Received October 27, 2010
Richland County

Dear Mrs. Scott:

As you may be aware, petroleum products have been identified in the soil and groundwater at the referenced facilities. To prevent the release from becoming an unacceptable risk, Ecological Resources, Inc. (formerly Palmetto Environmental Group, Inc.) has been retained to initiate corrective action of the impacted soil and groundwater using vacuum extraction, air sparging and soil vapor extraction, and chemical oxidation followed by natural attenuation. Ecological Resources, Inc. is required to send you copies of the Corrective Action System Evaluation (CASE) Reports. Please contact me if you have not received the CASE report.

If you have any questions, please contact me by phone at (803) 896-6676, by fax at (803) 896-6245, or by email at fulmersb@dhec.sc.gov.

Sincerely,

Susan B. Fulmer

Susan B. Fulmer, P.G., Hydrogeologist
Corrective Action Section
UST Management Division
Bureau of Land and Waste Management

cc: Technical File

D H E C

PROMOTE PROTECT PROSPER

C. Earl Hunter, Commissioner

Promoting and protecting the health of the public and the environment.

MR ANDREW DIGGINS
PROVIDENCE HOSPITAL
2435 FOREST DR
COLUMBIA SC 29204

NOV 04 2010

Re: **CASE Report Review**
UST Permit # 07584, University Mart, 2367 Taylor St., Columbia, SC
Release 1 reported January 30, 1991; Release 2 Reported April 17, 1998
UST Permit # 07777, Clouds Chevron, 1600 Two Notch Rd., Columbia, SC
Release reported December 31, 1991
UST Permit # 12352, Clouds Chevron, 1600 Two Notch Rd., Columbia, SC
Release reported December 30, 1991
CASE Report Received October 27, 2010
Richland County

Dear Mr. Diggins:

As you may be aware, petroleum products have been identified in the soil and groundwater at the referenced facilities. To prevent the release from becoming an unacceptable risk, Ecological Resources, Inc. (formerly Palmetto Environmental Group, Inc.) has been retained to initiate corrective action of the impacted soil and groundwater using vacuum extraction, air sparging and soil vapor extraction, and chemical oxidation followed by natural attenuation. Ecological Resources, Inc. is required to send you copies of the Corrective Action System Evaluation (CASE) Reports. Please contact me if you have not received the CASE report.

If you have any questions, please contact me by phone at (803) 896-6676, by fax at (803) 896-6245, or by email at fulmersb@dhec.sc.gov.

Sincerely,

Susan B. Fulmer

Susan B. Fulmer, P.G., Hydrogeologist
Corrective Action Section
UST Management Division
Bureau of Land and Waste Management

cc: Tom Pollard, Esq., Nexen Pruet Law Firm, PO Drawer 2426, Columbia, SC 29202
Technical File

D H E C

PROMOTE PROTECT PROSPER

C. Earl Hunter, Commissioner

Promoting and protecting the health of the public and the environment.

MR SOLOMON ADDICO
ASSISTANT VICE PRESIDENT FOR BUSINESS & FINANCE
BENEDICT COLLEGE
1600 HARDEN STREET
COLUMBIA SC 29204

NOV 04 2010

Re: **CASE Report Review**
UST Permit # 07584, University Mart, 2367 Taylor St., Columbia, SC
Release 1 reported January 30, 1991; Release 2 Reported April 17, 1998
UST Permit # 07777, Clouds Chevron, 1600 Two Notch Rd., Columbia, SC
Release reported December 31, 1991
UST Permit # 12352, Clouds Chevron, 1600 Two Notch Rd., Columbia, SC
Release reported December 30, 1991
CASE Report Received October 27, 2010
Richland County

Dear Mr. Addico:

As you may be aware, petroleum products have been identified in the soil and groundwater at the referenced facilities. To prevent the release from becoming an unacceptable risk, Ecological Resources, Inc. (formerly Palmetto Environmental Group, Inc.) has been retained to initiate corrective action of the impacted soil and groundwater using vacuum extraction, air sparging and soil vapor extraction, and chemical oxidation followed by natural attenuation. Ecological Resources, Inc. is required to send you copies of the Corrective Action System Evaluation (CASE) Reports. Please contact me if you have not received the CASE report.

If you have any questions, please contact me by phone at (803) 896-6676, by fax at (803) 896-6245, or by email at fulmersb@dhec.sc.gov.

Sincerely,

Susan B. Fulmer

Susan B. Fulmer, P.G., Hydrogeologist
Corrective Action Section
UST Management Division
Bureau of Land and Waste Management

cc: Technical File

D H E C

PROMOTE PROTECT PROSPER

C. Earl Hunter, Commissioner

Promoting and protecting the health of the public and the environment.

MR MAHESH PATEL
FAST POINT FOOD STORES
2811 REIDVILLE RD STE 11
SPARTANBURG SC 29301-3227

NOV 04 2010

Re: **CASE Report Review**
UST Permit # 07584, University Mart, 2367 Taylor St., Columbia, SC
Release 1 reported January 30, 1991; Release 2 Reported April 17, 1998
UST Permit # 07777, Clouds Chevron, 1600 Two Notch Rd., Columbia, SC
Release reported December 31, 1991
UST Permit # 12352, Clouds Chevron, 1600 Two Notch Rd., Columbia, SC
Release reported December 30, 1991
CASE Report Received October 27, 2010
Richland County

Dear Mr. Patel:

As you may be aware, petroleum products have been identified in the soil and groundwater at the referenced facilities. To prevent the release from becoming an unacceptable risk, Ecological Resources, Inc. (formerly Palmetto Environmental Group, Inc.) has been retained to initiate corrective action of the impacted soil and groundwater using vacuum extraction, air sparging and soil vapor extraction, and chemical oxidation followed by natural attenuation. Ecological Resources, Inc. is required to send you copies of the Corrective Action System Evaluation (CASE) Reports. Please contact me if you have not received the CASE report.

If you have any questions, please contact me by phone at (803) 896-6676, by fax at (803) 896-6245, or by email at fulmersb@dhec.sc.gov.

Sincerely,

Susan B. Fulmer

Susan B. Fulmer, P.G., Hydrogeologist
Corrective Action Section
UST Management Division
Bureau of Land and Waste Management

cc: Technical File

D H E C

PROMOTE PROTECT PROSPER

C. Earl Hunter, Commissioner.

Promoting and protecting the health of the public and the environment.

MS BETTE GORDON BATEMAN
C/O JESSE REESE
PO BOX 1026
COLUMBIA SC 29201

NOV 04 2010

Re: **CASE Report Review**
UST Permit # 07584, University Mart, 2367 Taylor St., Columbia, SC
Release 1 reported January 30, 1991; Release 2 Reported April 17, 1998
UST Permit # 07777, Clouds Chevron, 1600 Two Notch Rd., Columbia, SC
Release reported December 31, 1991
UST Permit # 12352, Clouds Chevron, 1600 Two Notch Rd., Columbia, SC
Release reported December 30, 1991
CASE Report Received October 27, 2010
Richland County

Dear Ms. Bateman:

As you may be aware, petroleum products have been identified in the soil and groundwater at the referenced facilities. To prevent the release from becoming an unacceptable risk, Ecological Resources, Inc. (formerly Palmetto Environmental Group, Inc.) has been retained to initiate corrective action of the impacted soil and groundwater using vacuum extraction, air sparging and soil vapor extraction, and chemical oxidation followed by natural attenuation. Ecological Resources, Inc. is required to send you copies of the Corrective Action System Evaluation (CASE) Reports. Please contact me if you have not received the CASE report.

If you have any questions, please contact me by phone at (803) 896-6676, by fax at (803) 896-6245, or by email at fulmersb@dhec.sc.gov.

Sincerely,

Susan B. Fulmer

Susan B. Fulmer, P.G., Hydrogeologist
Corrective Action Section
UST Management Division
Bureau of Land and Waste Management

cc: Technical File

D H E C

PROMOTE PROTECT PROSPER

C. Earl Hunter, Commissioner

Promoting and protecting the health of the public and the environment.

SYLVAN FOOD SYSTEMS INC
1245 BOSTON AVE
WEST COLUMBIA SC 29170

NOV 04 2010

Re: **CASE Report Review**
UST Permit # 07584, University Mart, 2367 Taylor St., Columbia, SC
Release 1 reported January 30, 1991; Release 2 Reported April 17, 1998
UST Permit # 07777, Clouds Chevron, 1600 Two Notch Rd., Columbia, SC
Release reported December 31, 1991
UST Permit # 12352, Clouds Chevron, 1600 Two Notch Rd., Columbia, SC
Release reported December 30, 1991
CASE Report Received October 27, 2010
Richland County

Dear Sir or Madam:

As you may be aware, petroleum products have been identified in the soil and groundwater at the referenced facilities. To prevent the release from becoming an unacceptable risk, Ecological Resources, Inc. (formerly Palmetto Environmental Group, Inc.) has been retained to initiate corrective action of the impacted soil and groundwater using vacuum extraction, air sparging and soil vapor extraction, and chemical oxidation followed by natural attenuation. Ecological Resources, Inc. is required to send you copies of the Corrective Action System Evaluation (CASE) Reports. Please contact me if you have not received the CASE report.

If you have any questions, please contact me by phone at (803) 896-6676, by fax at (803) 896-6245, or by email at fulmersb@dhec.sc.gov.

Sincerely,

Susan B. Fulmer

Susan B. Fulmer, P.G., Hydrogeologist
Corrective Action Section
UST Management Division
Bureau of Land and Waste Management

cc: Kentucky Fried Chicken, 2349 Taylor St., Columbia, SC 29204
Technical File

D H E C

PROMOTE PROTECT PROSPER

C. Earl Hunter, Commissioner

Promoting and protecting the health of the public and the environment.

WL BOYD III
455 ALEXANDER CIR
COLUMBIA SC 29206

NOV 04 2010

Re: **CASE Report Review**
UST Permit # 07584, University Mart, 2367 Taylor St., Columbia, SC
Release 1 reported January 30, 1991; Release 2 Reported April 17, 1998
UST Permit # 07777, Clouds Chevron, 1600 Two Notch Rd., Columbia, SC
Release reported December 31, 1991
UST Permit # 12352, Clouds Chevron, 1600 Two Notch Rd., Columbia, SC
Release reported December 30, 1991
CASE Report Received October 27, 2010
Richland County

Dear Mr. Boyd:

As you may be aware, petroleum products have been identified in the soil and groundwater at the referenced facilities. To prevent the release from becoming an unacceptable risk, Ecological Resources, Inc. (formerly Palmetto Environmental Group, Inc.) has been retained to initiate corrective action of the impacted soil and groundwater using vacuum extraction, air sparging and soil vapor extraction, and chemical oxidation followed by natural attenuation. Ecological Resources, Inc. is required to send you copies of the Corrective Action System Evaluation (CASE) Reports. Please contact me if you have not received the CASE report.

If you have any questions, please contact me by phone at (803) 896-6676, by fax at (803) 896-6245, or by email at fulmersb@dhec.sc.gov.

Sincerely,

Susan B. Fulmer, P.G., Hydrogeologist
Corrective Action Section
UST Management Division
Bureau of Land and Waste Management

cc: Mr. Pope D. Johnson III, McCutchen, Blanton, Johnson & Barnette LLP, PO Drawer 11209, Columbia SC 29211-1209
Technical File

D H E C

PROMOTE PROTECT PROSPER

C. Earl Hunter, Commissioner

Promoting and protecting the health of the public and the environment.

MS LINDA WARREN
1527 LYON ST
COLUMBIA SC 29204

NOV 04 2010

Re: **CASE Report Review**
UST Permit # 07584, University Mart, 2367 Taylor St., Columbia, SC
Release 1 reported January 30, 1991; Release 2 Reported April 17, 1998
UST Permit # 07777, Clouds Chevron, 1600 Two Notch Rd., Columbia, SC
Release reported December 31, 1991
UST Permit # 12352, Clouds Chevron, 1600 Two Notch Rd., Columbia, SC
Release reported December 30, 1991
CASE Report Received October 27, 2010
Richland County

Dear Ms. Warren:

As you may be aware, petroleum products have been identified in the soil and groundwater at the referenced facilities. To prevent the release from becoming an unacceptable risk, Ecological Resources, Inc. (formerly Palmetto Environmental Group, Inc.) has been retained to initiate corrective action of the impacted soil and groundwater using vacuum extraction, air sparging and soil vapor extraction, and chemical oxidation followed by natural attenuation. Ecological Resources, Inc. is required to send you copies of the Corrective Action System Evaluation (CASE) Reports. Please contact me if you have not received the CASE report.

If you have any questions, please contact me by phone at (803) 896-6676, by fax at (803) 896-6245, or by email at fulmersb@dhec.sc.gov.

Sincerely,

Susan B. Fulmer, P.G., Hydrogeologist
Corrective Action Section
UST Management Division
Bureau of Land and Waste Management

cc: Technical File

D H E C

PROMOTE PROTECT PROSPER

C. Earl Hunter, Commissioner

Promoting and protecting the health of the public and the environment.

MR JOE SUDDETH
302 BIDDLE RD
COLUMBIA SC 29212

NOV 04 2010

Re: **CASE Report Review**
UST Permit # 07584, University Mart, 2367 Taylor St., Columbia, SC
Release 1 reported January 30, 1991; Release 2 Reported April 17, 1998
UST Permit # 07777, Clouds Chevron, 1600 Two Notch Rd., Columbia, SC
Release reported December 31, 1991
UST Permit # 12352, Clouds Chevron, 1600 Two Notch Rd., Columbia, SC
Release reported December 30, 1991
CASE Report Received October 27, 2010
Richland County

Dear Mr. Suddeth:

As you may be aware, petroleum products have been identified in the soil and groundwater at the referenced facilities. To prevent the release from becoming an unacceptable risk, Ecological Resources, Inc. (formerly Palmetto Environmental Group, Inc.) has been retained to initiate corrective action of the impacted soil and groundwater using vacuum extraction, air sparging and soil vapor extraction, and chemical oxidation followed by natural attenuation. Ecological Resources, Inc. is required to send you copies of the Corrective Action System Evaluation (CASE) Reports. Please contact me if you have not received the CASE report.

If you have any questions, please contact me by phone at (803) 896-6676, by fax at (803) 896-6245, or by email at fulmersb@dhec.sc.gov.

Sincerely,

Susan B. Fulmer

Susan B. Fulmer, P.G., Hydrogeologist
Corrective Action Section
UST Management Division
Bureau of Land and Waste Management

cc: Technical File

D H E C

PROMOTE PROTECT PROSPER

C. Earl Hunter, Commissioner

Promoting and protecting the health of the public and the environment.

CHANG MOON SUENG
2358 TAYLOR ST
COLUMBIA SC 29204

NOV 04 2010

Re: **CASE Report Review**
UST Permit # 07584, University Mart, 2367 Taylor St., Columbia, SC
Release 1 reported January 30, 1991; Release 2 Reported April 17, 1998
UST Permit # 07777, Clouds Chevron, 1600 Two Notch Rd., Columbia, SC
Release reported December 31, 1991
UST Permit # 12352, Clouds Chevron, 1600 Two Notch Rd., Columbia, SC
Release reported December 30, 1991
CASE Report Received October 27, 2010
Richland County

Dear Mr. Sueng:

As you may be aware, petroleum products have been identified in the soil and groundwater at the referenced facilities. To prevent the release from becoming an unacceptable risk, Ecological Resources, Inc. (formerly Palmetto Environmental Group, Inc.) has been retained to initiate corrective action of the impacted soil and groundwater using vacuum extraction, air sparging and soil vapor extraction, and chemical oxidation followed by natural attenuation. Ecological Resources, Inc. is required to send you copies of the Corrective Action System Evaluation (CASE) Reports. Please contact me if you have not received the CASE report.

If you have any questions, please contact me by phone at (803) 896-6676, by fax at (803) 896-6245, or by email at fulmersb@dhec.sc.gov.

Sincerely,

Susan B. Fulmer

Susan B. Fulmer, P.G., Hydrogeologist
Corrective Action Section
UST Management Division
Bureau of Land and Waste Management

cc: Technical File

D H E C

PROMOTE PROTECT PROSPER

C. Earl Hunter, Commissioner

Promoting and protecting the health of the public and the environment.

GILBERT WALKER
COLUMBIA HOUSING AUTHORITY
PO BOX 4307
COLUMBIA SC29204

NOV 04 2010

Re: **CASE Report Review**
UST Permit # 07584, University Mart, 2367 Taylor St., Columbia, SC
Release 1 reported January 30, 1991; Release 2 Reported April 17, 1998
UST Permit # 07777, Clouds Chevron, 1600 Two Notch Rd., Columbia, SC
Release reported December 31, 1991
UST Permit # 12352, Clouds Chevron, 1600 Two Notch Rd., Columbia, SC
Release reported December 30, 1991
CASE Report Received October 27, 2010
Richland County

Dear Mr. Walker:

As you may be aware, petroleum products have been identified in the soil and groundwater at the referenced facilities. To prevent the release from becoming an unacceptable risk, Ecological Resources, Inc. (formerly Palmetto Environmental Group, Inc.) has been retained to initiate corrective action of the impacted soil and groundwater using vacuum extraction, air sparging and soil vapor extraction, and chemical oxidation followed by natural attenuation. Ecological Resources, Inc. is required to send you copies of the Corrective Action System Evaluation (CASE) Reports. Please contact me if you have not received the CASE report.

If you have any questions, please contact me by phone at (803) 896-6676, by fax at (803) 896-6245, or by email at fulmersb@dhec.sc.gov.

Sincerely,

Susan B. Fulmer, P.G., Hydrogeologist
Corrective Action Section
UST Management Division
Bureau of Land and Waste Management

cc: Technical File

D H E C

PROMOTE PROTECT PROSPER

C. Earl Hunter, Commissioner

Promoting and protecting the health of the public and the environment.



MR JAMES L COOPER
ECOLOGICAL RESOURCES INC
PO BOX 427
ELGIN SC 29045

NOV 12 2010

Re: **CASE Report Review**
UST Permit # 07584, University Mart, 2367 Taylor St., Columbia, SC
UST Permit # 07777, Clouds Chevron, 1600 Two Notch Rd., Columbia, SC
UST Permit # 12352, Clouds Chevron, 1600 Two Notch Rd., Columbia, SC
IBF-29751-4/25/06-EMW
CASE Report Received October 27, 2010
Richland County

Dear Mr. Cooper:

The Underground Storage Tank (UST) Management Division of the South Carolina Department of Health and Environmental Control has reviewed the referenced Corrective Action System Evaluation (CASE) Report submitted by Ecological Resources, Inc. and noted the findings.

In addition, your proposal to calculate the chemical of concern (CoC) percent reduction using the site-specific target level (SSTL) as the current concentration in place of the CoC detection limit has been reviewed. The UST Management Division utilizes the CoC detection limit as the current concentration because the exact concentration is unknown. This usage is particularly important for CoC with elevated detection limits. Your proposed reduction calculation method assumes that you have achieved the SSTLs in wells where this may not be the case. For example, if the detection limit for TBA is 1000 µg/L, the actual concentration is 980 µg/L, and the SSTL is 630 µg/L, setting the concentration at 630 µg/L would incorrectly assume more reduction than has actually occurred. Therefore, the UST Management Division cannot approve your proposed reduction calculation method, and the method of calculating the percent reduction will remain as established in the solicitation package that was advertised and reviewed by participating offerors during the bidding process.

The next CASE Report is due January 27, 2011.

On all correspondence and reports regarding these sites, please reference UST Permit # 07584, 07777, and 12352. If you have questions concerning this correspondence, feel free to contact me by telephone at (803) 896-6676, by fax at (803) 896-6245, or fulmersb@dhec.sc.gov.

Sincerely,

Susan B. Fulmer

Susan B. Fulmer, P.G., Hydrogeologist
Corrective Action Section
UST Management Division
Bureau of Land and Waste Management

cc: Lee Monts, Manager, Corrective Action Section
Technical Files (07584, 07777, 12352)

Ecological Resources, Inc.
P. O. Box 427, Elgin, SC 29045

UST
NOV 17 2010
PROGRAM

UST
DOCKET

November 16, 2010

Susan Fulmer
Corrective Action Section
Underground Storage Tank Program
SCDHEC
2600 Bull St.
Columbia, SC 29201

RE: Cloud's Chevron/University Mart/Handy Pantry #65, UST Permits #07777/12352/07584, Columbia, SC

Dear Ms. Fulmer:

I have received your letter dated November 12th concerning receipt of the CASE Report and rejection of my proposal to calculate CoC percent reduction using the SSTL instead of report detection limits in situations that parameters are reported not detected.

I believe there has a misunderstanding of what the proposal entails. First, we have to recognize that many of the SSTL's have been set lower than the laboratory report limits even for samples not requiring dilution. For example, the SSTL for the parameter Ethanol in monitoring well MW-6 is 100 ppb. The laboratory report limit is 200 ppb. There are about 21 instances of this occurrence in the project specifications. This makes reaching the next reduction milestone and finishing the project, technically impossible.

Second, I am only proposing to substitute the SSTL for situations in which a parameter is reported as not detected and the SSTL is lower than the laboratory detection limit. Your letter cites a hypothetical situation in which there is an actual reported concentration of 980 ppb TBA. My proposal does not entail substituting the SSTL for an actual reported concentration. My proposal would use the actual reported value in the reduction calculation.

The laboratory is telling me that if a parameter is reported as not detected, there is a 99% probability there is nothing there. Using J-values increases this probability, but the method detection limit is still higher than the SSTL. If the SSTL is substituted as proposed, there is little chance that we have incorrectly assumed more CoC reduction than has actually occurred.

(803) 438-3890 Voice/Fax
Slotsky@Bellsouth.net

I am again requesting the department review and accept my proposal. The project specifications are impossible to complete as currently devised. My company simply cannot continue to work on this project without resolution of this problem.

Please call if there are questions or you require additional information.

Sincerely,

James L. Cooper
Project Manager

Cc: Lee Monts, Manager, Corrective Action Section

D H E C
PROMOTE PROTECT PROSPER

C. Earl Hunter, Commissioner

Promoting and protecting the health of the public and the environment.

MR JAMES L COOPER
ECOLOGICAL RESOURCES INC
PO BOX 427
ELGIN SC 29045

DEC 10 2010

Re: **CASE Report Review**
UST Permit #07584, University Mart, 2367 Taylor St., Columbia, SC
UST Permit # 07777, Clouds Chevron, 1600 Two Notch Rd., Columbia, SC
UST Permit # 12352, Clouds Chevron, 1600 Two Notch Rd., Columbia, SC
IBF-29751-4/25/06-EMW
Correspondence Received November 17, 2010
Richland County



Dear Mr. Cooper:

The Underground Storage Tank (UST) Management Division of the South Carolina Department of Health and Environmental Control has reviewed the correspondence from Ecological Resources, Inc. dated November 16, 2010 (received November 17, 2010) regarding your proposal to alter the chemical of concern (CoC) percent reduction calculations.

The UST Management Division understands that you propose to substitute the site-specific target level (SSTL) as the presumed concentration for parameters where the concentrations are below the laboratory detection limit. The hypothetical example in the UST Management Division's correspondence dated November 12, 2010 was given to illustrate the problem with your proposal. The example stated that if the detection limit for TBA is 1000 µg/L, the actual concentration is 980 µg/L, and the SSTL is 630 µg/L, setting the concentration at 630 µg/L would incorrectly assume more reduction than has actually occurred. To further clarify using this example, the actual concentration of 980 µg/L would not be quantified by the laboratory because the detection limit is 1000 µg/L. All that is known from the laboratory results is that the concentration is somewhere between zero and 1000 µg/L. In such a case, setting the concentration to the SSTL (630) assumes that the reduction goal has been met for this parameter when it may not be the case.

Please note that the SSTLs were set to modeled values except for parameters where either the concentration was lower than the modeled value or the parameters were not detected. In these cases, the SSTL was set to either the actual concentration or the detection limit. In no case was the SSTL set below a laboratory detection limit. However, the lab that ran the baseline analyses achieved lower detection limits than Pace Analytical can achieve. The UST Management Division contacted Pace for the detection limits that they can achieve for the eight oxygenate parameters. Since Ecological Resources, Inc. and the UST Management Division use Pace Analytical, the Division will set the SSTLs at the detection limits for oxygenate parameters that were initially set at detection limits below what Pace can achieve. Based on this revision, Ecological Resources, Inc. has achieved 85.41% reduction. A copy of the reduction calculations is enclosed. The revised SSTLs are shaded in gray on the enclosed table.

As remediation activities continue and concentrations of all chemicals of concern are reduced, detection levels will decrease, and Ecological Resources, Inc. will attain the CoC reduction goals and be eligible for payment.

On all correspondence and reports regarding these sites, please reference UST Permit # 07584, 07777, and 12352. If you have questions concerning this correspondence, feel free to contact me by telephone at (803) 896-6676, by fax at (803) 896-6245, or fulmersb@dhec.sc.gov.

Sincerely,

Susan B. Fulmer

Susan B. Fulmer, P.G., Hydrogeologist
Corrective Action Section
UST Management Division
Bureau of Land and Waste Management

Enc: Reduction Calculations

cc: Lee Monts, Manager, Corrective Action Section
Technical Files 07584, 07777, 12352 (w/ enc)

Clouds/ Handy Pantry 65/ University Mart
UST # 07777/12352/07584
Mass Reduction Calculations

Well #	Conc. in µg/l	Benzene	Toluene	Ethylbenzene	Xylenes	MtBE	Naphthalene	EDB	ETBE	TAME	TBA	Ethanol	TAA	TBF	ETBA	DIPE	> SSTL
MW-2	Initial Conc.	5900	11000	1800	12,000	3200	570	39	130	130	630	2500	2800	630	630	250	
	SSTL	77	11000	1800	12000	1256	91	6.5	130	130	630	2500	1900	630	630	250	
	Initial > SSTL	5823	0	0	0	1944	479	32.5	0	0	0	0	900	0	0	0	9178.5
MW-3	Initial Conc.	15000	27000	3500	19000	37000	1500	230	250	540	1300	5000	12000	1300	1300	1100	
	SSTL	111	27000	3500	19000	1976	108	12	250	540	1300	5000	2499	1300	1300	1100	
	Initial > SSTL	14889	0	0	0	35024	1392	218	0	0	0	0	9501	0	0	0	61024
MW-5	Initial Conc.	100	3600	2300	8300	100	710	0.84	500	500	2500	10000	2500	2500	2500	500	
	SSTL	87	3600	2300	8300	100	96	0.84	500	500	2500	10000	2082	2500	2500	500	
	Initial > SSTL	13	0	0	0	0	614	0	0	0	0	0	418	0	0	0	1045
MW-6	Initial Conc.	13	1	1	60	1	5	0.02	10	10	100	200	100	50	100	5	
	SSTL	13	1	1	60	1	5	0.02	10	10	100	200	100	50	100	5	
	Initial > SSTL	0	0	0	0	0	0	0	0	0	0	0	0	0	0	0	0
MW-9	Initial Conc.	3100	9800	2100	11000	10	1000	0.15	50	50	250	1000	250	250	250	71	
	SSTL	35	7134	2100	11000	10	68	0.15	50	50	250	1000	250	250	250	71	
	Initial > SSTL	3065	2666	0	0	0	932	0	0	0	0	0	0	0	0	0	6663
MW-10	Initial Conc.	12000	17000	2700	13000	540	990	0.23	130	230	630	2500	630	630	630	1700	
	SSTL	24	17000	2700	13000	294	53	0.23	130	230	630	2500	630	630	630	1700	
	Initial > SSTL	11976	0	0	0	246	937	0	0	0	0	0	0	0	0	0	13159
MW-11	Initial Conc.	25	230	25	25	25	130	0.02	130	130	630	2500	630	630	630	130	
	SSTL	25	230	25	25	25	70	0.02	130	130	630	2500	630	630	630	130	
	Initial > SSTL	0	0	0	0	0	60	0	0	0	0	0	0	0	0	0	60
MW-12	Initial Conc.	25	230	25	25	25	130	0.02	10	10	100	200	100	50	100	5	
	SSTL	9	230	25	25	25	33	0.02	10	10	100	200	100	50	100	5	
	Initial > SSTL	16	0	0	0	0	97	0	0	0	0	0	0	0	0	0	113
MW-15	Initial Conc.	210	520	230	720	1	190	0.02	10	10	100	200	100	50	330	5.4	
	SSTL	16	520	230	720	1	45	0.02	10	10	100	200	100	50	330	5.4	
	Initial > SSTL	194	0	0	0	0	145	0	0	0	0	0	0	0	0	0	339
MW-17	Initial Conc.	3500	28000	3600	20000	200	1800	0.02	1000	1000	5000	20000	5000	5000	5000	1000	
	SSTL	32	6631	3600	20000	200	66	0.02	1000	263	5000	20000	773	5000	5000	1000	
	Initial > SSTL	3468	21369	0	0	0	1734	0	0	737	0	0	4227	0	0	0	31535
MW-18	Initial Conc.	18000	37000	3200	17000	6400	1300	1.6	1000	1000	5000	20000	5000	5000	5000	2800	
	SSTL	40	19326	3200	17000	4260	348	1.6	1000	1000	5000	20000	938	5000	5000	2800	
	Initial > SSTL	17960	17674	0	0	2140	952	0	0	0	0	0	4062	0	0	0	42788
MW-19	Initial Conc.	23000	48000	3600	20000	4200	1300	1.7	1000	1000	5000	20000	5000	5000	5000	2300	
	SSTL	54	11081	3600	20000	4200	86	1.7	1000	320	5000	20000	1065	5000	5000	2300	
	Initial > SSTL	22946	36919	0	0	0	1214	0	0	680	0	0	3935	0	0	0	65694
MW-20	Initial Conc.	19000	36000	3200	18000	7200	1400	0.02	1000	1000	5000	20000	5000	5000	5000	2800	
	SSTL	83	17249	3200	18000	7200	108	0.02	1000	381	5000	20000	1403	5000	5000	2800	
	Initial > SSTL	18917	18751	0	0	0	1292	0	0	619	0	0	3597	0	0	0	43176

Well #	Conc. in µg/l	Benzene	Toluene	Ethylbenzene	Xylenes	MtBE	Naphthalene	EDB	ETBE	TAME	TBA	Ethanol	TAA	TBF	ETBA	DIPE	> SSTL
MW-22	Initial Conc.	24000	39000	5000	27000	780	4600	0.02	1000	1000	5000	20000	5000	5000	5000	1900	
	SSTL	90	18572	5000	27000	780	112	0.02	1000	392	5000	20000	1469	5000	5000	1900	
	Initial > SSTL	23910	20428	0	0	0	4488	0	0	608	0	0	3531	0	0	0	52965
MW-23	Initial Conc.	8100	19000	1800	9700	1600	1000	1.3	56	1000	100	200	100	50	5000	1000	
	SSTL	72	14880	1800	9700	1600	100	1.3	56	359	100	200	100	50	5000	1000	
	Initial > SSTL	8028	4120	0	0	0	900	0	0	641	0	0	0	0	0	0	13689
MW-24	Initial Conc.	1340	1520	98	1730	610	66.5	26.3	10	60	100	200	4890	50	1150	449	
	SSTL	54	1520	98	1730	610	66.5	8	10	60	100	200	1065	50	1150	449	
	Initial > SSTL	1286	0	0	0	0	0	18.3	0	0	0	0	3825	0	0	0	5129.3
MW-25	Initial Conc.	1600	6200	850	4400	17	260	0.02	10	10	100	200	100	50	100	110	
	SSTL	104	6200	850	4400	17	121	0.02	10	10	100	200	100	50	100	110	
	Initial > SSTL	1496	0	0	0	0	139	0	0	0	0	0	0	0	0	0	1635
MW-31	Initial Conc.	20	53	21	260	1	51	0.02	10	10	100	200	100	50	120	5	
	SSTL	20	53	21	260	1	51	0.02	10	10	100	200	100	50	120	5	
	Initial > SSTL	0	0	0	0	0	0	0	0	0	0	0	0	0	0	0	0
MW-32	Initial Conc.	400	14000	520	18000	5	170	0.088	25	25	130	500	130	130	5000	25	
	SSTL	71	14000	520	18000	5	170	0.088	25	25	130	500	130	130	5000	25	
	Initial > SSTL	329	0	0	0	0	0	0	0	0	0	0	0	0	0	0	329
MW-33	Initial Conc.	410	1600	290	1400	50	100	0.02	10	10	100	500	130	50	500	120	
	SSTL	53	1600	290	1400	50	100	0.02	10	10	100	500	130	50	500	120	
	Initial > SSTL	357	0	0	0	0	0	0	0	0	0	0	0	0	0	0	357
MW-34	Initial Conc.	250	870	180	1700	10	360	0.16	50	50	250	1000	5300	250	2800	50	
	SSTL	35	870	180	1700	10	301	0.16	50	50	250	1000	870	250	2800	50	
	Initial > SSTL	215	0	0	0	0	59	0	0	0	0	0	4430	0	0	0	4704
MW-35	Initial Conc.	12000	22000	3200	15000	1300	1200	3.2	10	1000	5000	200	100	50	5000	1300	
	SSTL	56	22000	3200	15000	1300	542	3.2	10	1000	5000	200	100	50	5000	1300	
	Initial > SSTL	11944	0	0	0	0	658	0	0	0	0	0	0	0	0	0	12602
MW-36	Initial Conc.	140	310	320	1400	1	120	0.02	10	10	100	200	500	50	500	5	
	SSTL	85	310	320	1400	1	120	0.02	10	10	100	200	500	50	500	5	
	Initial > SSTL	55	0	0	0	0	0	0	0	0	0	0	0	0	0	0	55
MW-37	Initial Conc.	360	360	44	170	160	15	0.097	10	12	100	200	330	50	100	52	
	SSTL	90	360	44	170	160	15	0.097	10	12	100	200	330	50	100	52	
	Initial > SSTL	270	0	0	0	0	0	0	0	0	0	0	0	0	0	0	270
MW-39	Initial Conc.	3100	17000	2600	13000	25	830	0.29	130	130	630	2500	630	630	630	130	
	SSTL	90	17000	2600	13000	25	830	0.29	130	130	630	2500	630	630	630	130	
	Initial > SSTL	3010	0	0	0	0	0	0	0	0	0	0	0	0	0	0	3010
MW-40	Initial Conc.	840	740	690	1900	1	500	0.22	10	10	100	200	100	50	1500	25	
	SSTL	113	740	690	1900	1	500	0.22	10	10	100	200	100	50	1500	25	
	Initial > SSTL	727	0	0	0	0	0	0	0	0	0	0	0	0	0	0	727
MW-41	Initial Conc.	1	1	1	1	1	5	0.02	10	10	100	200	100	50	100	5	
	SSTL	1	1	1	1	1	5	0.02	10	10	100	200	100	50	100	5	
	Initial > SSTL	0	0	0	0	0	0	0	0	0	0	0	0	0	0	0	0

Well #	Conc. in µg/l	Benzene	Toluene	Ethylbenzene	Xylenes	MtBE	Naphthalene	EDB	ETBE	TAME	TBA	Ethanol	TAA	TBF	ETBA	DIPE	> SSTL
MW-42	Initial Conc.	1	1	1	1	1	5.4	0.02	10	10	100	200	100	50	100	5	
	SSTL	1	1	1	1	1	5.4	0.02	10	10	100	200	100	50	100	5	
	Initial > SSTL	0	0	0	0	0	0	0	0	0	0	0	0	0	0	0	0
MW-47	Initial Conc.	1	14	1	1	1	5	2.4	10	10	100	200	100	50	100	5	
	SSTL	1	14	1	1	1	5	1	10	10	100	200	100	50	100	5	
	Initial > SSTL	0	0	0	0	0	0	1.4	0	0	0	0	0	0	0	0	1.4
MW-54	Initial Conc.	970	2900	460	2200	1500	1100	2.7	50	50	250	1000	650	250	250	50	
	SSTL	7	1337	460	2200	83	29	2.7	50	50	250	1000	287	250	250	50	
	Initial > SSTL	963	1563	0	0	1417	1071	0	0	0	0	0	363	0	0	0	5377
MW-55	Initial Conc.	440	1	27	1	410	39	0.11	10	14	130	200	1400	50	82	83	
	SSTL	11	1	27	1	103	36	0.05	10	14	130	200	423	50	82	83	
	Initial > SSTL	429	0	0	0	307	3	0.06	0	0	0	0	977	0	0	0	1716.06
MW-57	Initial Conc.	12000	12000	2000	8200	2000	1000	3.3	1000	1000	5000	20000	8200	5000	5000	1200	
	SSTL	6	1944	969	8200	54	28	0.05	1000	165	1908	20000	287	5000	5000	290	
	Initial > SSTL	11994	10056	1031	0	1946	972	3.25	0	835	3092	0	7913	0	0	910	38752.25
MW-58	Initial Conc.	5300	110	960	160	630	490	2	87	88	250	1000	3500	250	500	670	
	SSTL	6	110	918	160	51	27	0.05	87	88	250	1000	279	250	500	260	
	Initial > SSTL	5294	0	42	0	579	463	1.95	0	0	0	0	3221	0	0	410	10010.95
MW-64	Initial Conc.	390	13	51	1	100	56	0.02	10	10	100	200	100	50	170	41	
	SSTL	345	13	51	1	100	56	0.02	10	10	100	200	100	50	170	41	
	Initial > SSTL	45	0	0	0	0	0	0	0	0	0	0	0	0	0	0	45
MW-65	Initial Conc.	140	31	78	88	6	45	0.02	10	10	100	200	100	50	100	14	
	SSTL	140	31	78	88	6	45	0.02	10	10	100	200	100	50	100	14	
	Initial > SSTL	0	0	0	0	0	0	0	0	0	0	0	0	0	0	0	0
MW-66	Initial Conc.	1	1	1	27	1	8.6	0.02	10	10	100	200	100	50	100	5	
	SSTL	1	1	1	27	1	8.6	0.02	10	10	100	200	100	50	100	5	
	Initial > SSTL	0	0	0	0	0	0	0	0	0	0	0	0	0	0	0	0
MW-5aR	Initial Conc.	27000	31000	2500	14000	9900	1000	0.19	1000	2300	5000	20000	54000	5400	13000	4100	
	SSTL	83	17249	2500	14000	9900	108	0.19	1000	381	5000	20000	1403	5400	13000	4100	
	Initial > SSTL	26917	13751	0	0	0	892	0	0	1919	0	0	52597	0	0	0	96076
PW-1R	Initial Conc.	8300	6800	1800	8100	290	770	7.6	320	1400	1100	1000	18000	250	3000	2500	
	SSTL	58	6800	1800	8100	290	89	6	320	330	1100	1000	1114	250	3000	2500	
	Initial > SSTL	8242	0	0	0	0	681	1.6	0	1070	0	0	16886	0	0	0	26880.6
RW-1R	Initial Conc.	1600	10	230	10	130	14	0.54	10	50	100	200	850	50	250	160	
	SSTL	54	10	230	10	130	14	0.54	10	50	100	200	850	50	250	160	
	Initial > SSTL	1546	0	0	0	0	0	0	0	0	0	0	0	0	0	0	1546
DW-3	Initial Conc.	350	360	64	220	230	5	0.06	10	17	100	200	850	75	100	5	
	SSTL	45	360	64	220	230	5	0.06	10	17	100	200	850	75	100	5	
	Initial > SSTL	305	0	0	0	0	0	0	0	0	0	0	0	0	0	0	305
DW-4	Initial Conc.	74	380	102	524	11.5	48	1.46	10	10	100	500	150	50	100	25	
	SSTL	48	380	102	524	11.5	48	1.46	10	10	100	500	150	50	100	25	
	Initial > SSTL	26	0	0	0	0	0	0	0	0	0	0	0	0	0	0	26
DW-7	Initial Conc.	40	2	2	2	20	10	0.14	10	10	100	200	300	50	100	16	
	SSTL	7	2	2	2	20	10	0.14	10	10	100	200	300	50	100	16	
	Initial > SSTL	33	0	0	0	0	0	0	0	0	0	0	0	0	0	0	33

Well #	Conc. in µg/l	Benzene	Toluene	Ethylbenzene	Xylenes	MtBE	Naphthalene	EDB	ETBE	TAME	TBA	Ethanol	TAA	TBF	ETBA	DIPE	> SSTL
DW-9	Initial Conc.	1	5	1	1	1	5	0.02	10	10	100	200	100	50	100	5	
	SSTL	1	5	1	1	1	5	0.02	10	10	100	200	100	50	100	5	
	Initial > SSTL	0	0	0	0	0	0	0	0	0	0	0	0	0	0	0	0
																Total	551016.06

Well #	Conc. in µg/l	Benzene	Toluene	Ethylbenzene	Xylenes	MtBE	Naphthalene	EDB	ETBE	TAME	TBA	Ethanol	TAA	TBF	ETBA	DIPE	> SSTL
MW-2	Current Conc.	5	5	5	56	164	11	0.061	10	10	100	200	178	50	100	22	
	SSTL	77	11000	1800	12000	1256	91	6.5	130	130	630	2500	1900	630	630	250	
	Current > SSTL	0	0	0	0	0	0	0	0	0	0	0	0	0	0	0	0
MW-3	Current Conc.	50	50	50	39	1300	50	2.8	100	100	1000	2000	1000	500	1000	50	
	SSTL	111	27000	3500	19000	1976	108	12	250	540	1300	5000	2499	1300	1300	1100	
	Current > SSTL	0	0	0	0	0	0	0	0	0	0	0	0	0	0	0	0
MW-5	Current Conc.	50	50	50	31	946	50	0.2	100	100	1000	2000	1000	500	1000	50	
	SSTL	87	3600	2300	8300	100	96	0.84	500	500	2500	10000	2082	2500	2500	500	
	Current > SSTL	0	0	0	0	846	0	0	0	0	0	0	0	0	0	0	846
MW-6	Current Conc.	5	5	5	10	23	5	0.02	10	10	100	200	100	50	100	5	
	SSTL	13	1	1	60	1	5	0.02	10	10	100	200	100	50	100	5	
	Current > SSTL	0	4	4	0	22	0	0	0	0	0	0	0	0	0	0	30
MW-9	Current Conc.	33	171	18	743	5	106	0.12	10	10	100	200	100	50	100	5	
	SSTL	35	7134	2100	11000	10	68	0.15	50	50	250	1000	250	250	250	71	
	Current > SSTL	0	0	0	0	0	38	0	0	0	0	0	0	0	0	0	38
MW-10	Current Conc.	289	1930	141	2220	50	180	0.02	100	100	1000	2000	1000	500	1000	50	
	SSTL	24	17000	2700	13000	294	53	0.23	130	230	630	2500	630	630	630	1700	
	Current > SSTL	265	0	0	0	0	127	0	0	0	370	0	370	0	370	0	1502
MW-11	Current Conc.	5	5	5	10	5	6	0.02	10	10	100	200	100	50	100	5	
	SSTL	25	230	25	25	25	70	0.02	130	130	630	2500	630	630	630	130	
	Current > SSTL	0	0	0	0	0	0	0	0	0	0	0	0	0	0	0	0
MW-12	Current Conc.	95	10	33	9	5	18	0.02	10	10	100	200	150	50	100	10	
	SSTL	9	230	25	25	25	33	0.02	10	10	100	200	100	50	100	5	
	Current > SSTL	86	0	0	0	0	0	0	0	0	0	0	50	0	0	5	141
MW-15	Current Conc.	26	82	159	456	10	174	0.02	20	20	200	400	143	100	200	10	
	SSTL	16	520	230	720	1	45	0.02	10	10	100	200	100	50	330	5.4	
	Current > SSTL	10	0	0	0	9	129	0	10	10	100	200	43	50	0	4.6	565.6
MW-17	Current Conc.	27	904	179	5860	50	991	0.02	100	100	1000	2000	1000	500	1000	50	
	SSTL	32	6631	3600	20000	200	66	0.02	1000	263	5000	20000	773	5000	5000	1000	
	Current > SSTL	0	0	0	0	0	925	0	0	0	0	0	227	0	0	0	1152
MW-18	Current Conc.	1150	2990	116	10300	991	684	2.4	100	189	433	2000	6530	500	1000	576	
	SSTL	40	19326	3200	17000	4260	348	1.6	1000	1000	5000	20000	938	5000	5000	2800	
	Current > SSTL	1110	0	0	0	0	336	0.8	0	0	0	0	5592	0	0	0	7038.8
MW-19	Current Conc.	485	2650	245	7760	194	970	2	200	200	2000	4000	1490	1000	2000	100	
	SSTL	54	11081	3600	20000	4200	86	1.7	1000	320	5000	20000	1065	5000	5000	2300	
	Current > SSTL	431	0	0	0	0	884	0.3	0	0	0	0	425	0	0	0	1740.3
MW-20	Current Conc.	412	2930	728	8820	89	817	0.068	200	200	2000	4000	2850	1000	2000	100	
	SSTL	83	17249	3200	18000	7200	108	0.02	1000	381	5000	20000	1403	5000	5000	2800	
	Current > SSTL	329	0	0	0	0	709	0.048	0	0	0	0	1447	0	0	0	2485.048
MW-22	Current Conc.	582	5710	1010	12800	250	326	0.02	500	500	5000	10000	5000	2500	5000	250	
	SSTL	90	18572	5000	27000	780	112	0.02	1000	392	5000	20000	1469	5000	5000	1900	
	Current > SSTL	492	0	0	0	0	214	0	0	108	0	0	3531	0	0	0	4345
MW-23	Current Conc.	546	1030	31	1790	268	259	0.056	10	57	100	200	2450	50	100	177	
	SSTL	72	14880	1800	9700	1600	100	1.3	56	359	100	200	100	50	5000	1000	
	Current > SSTL	474	0	0	0	0	159	0	0	0	0	0	2350	0	0	0	2983

Well #	Conc. in µg/l	Benzene	Toluene	Ethylbenzene	Xylenes	MtBE	Naphthalene	EDB	ETBE	TAME	TBA	Ethanol	TAA	TBF	ETBA	DIPE	> SSTL
MW-24	Current Conc.	22	21	9	36	8	6	0.02	10	10	100	200	73	50	100	3	
	SSTL	54	1520	98	1730	610	66.5	8	10	60	100	200	1065	50	1150	449	
	Current > SSTL	0	0	0	0	0	0	0	0	0	0	0	0	0	0	0	0
MW-25	Current Conc.	70	3730	1700	11,700	13	1080	0.02	25	25	250	500	1120	125	250	13	
	SSTL	104	6200	850	4400	17	121	0.02	10	10	100	200	100	50	100	110	
	Current > SSTL	0	0	850	7300	0	959	0	15	15	150	300	1020	75	150	0	10834
MW-31	Current Conc.	5	5	3	10	5	5	0.02	10	10	100	200	100	50	100	5	
	SSTL	20	53	21	260	1	51	0.02	10	10	100	200	100	50	120	5	
	Current > SSTL	0	0	0	0	4	0	0	0	0	0	0	0	0	0	0	4
MW-32	Current Conc.	5	5	1	6	5	5	0.02	10	10	100	200	100	50	100	5	
	SSTL	71	14000	520	18000	5	170	0.088	25	25	130	500	130	130	5000	25	
	Current > SSTL	0	0	0	0	0	0	0	0	0	0	0	0	0	0	0	0
MW-33	Current Conc.	3	5	5	3	5	5	0.02	10	10	100	200	100	50	100	5	
	SSTL	53	1600	290	1400	50	100	0.02	10	10	100	500	130	50	500	120	
	Current > SSTL	0	0	0	0	0	0	0	0	0	0	0	0	0	0	0	0
MW-34	Current Conc.	5	5	5	10	5	5	0.02	10	10	100	200	100	50	100	5	
	SSTL	35	870	180	1700	10	301	0.16	50	50	250	1000	870	250	2800	50	
	Current > SSTL	0	0	0	0	0	0	0	0	0	0	0	0	0	0	0	0
MW-35	Current Conc.	28	185	63	386	5	58	0.02	10	10	100	200	100	50	100	5	
	SSTL	56	22000	3200	15000	1300	542	3.2	10	1000	5000	200	100	50	5000	1300	
	Current > SSTL	0	0	0	0	0	0	0	0	0	0	0	0	0	0	0	0
MW-36	Current Conc.	5	5	5	10	5	5	0.02	10	10	100	200	100	50	100	5	
	SSTL	85	310	320	1400	1	120	0.02	10	10	100	200	500	50	500	5	
	Current > SSTL	0	0	0	0	4	0	0	0	0	0	0	0	0	0	0	4
MW-37	Current Conc.	5	2	5	18	5	4	0.02	10	10	100	200	100	50	100	5	
	SSTL	90	360	44	170	160	15	0.097	10	12	100	200	330	50	100	52	
	Current > SSTL	0	0	0	0	0	0	0	0	0	0	0	0	0	0	0	0
MW-39	Current Conc.	5	20	16	93	5	15	0.02	10	10	100	200	100	50	100	5	
	SSTL	90	17000	2600	13000	25	830	0.29	130	130	630	2500	630	630	630	130	
	Current > SSTL	0	0	0	0	0	0	0	0	0	0	0	0	0	0	0	0
MW-40	Current Conc.	5	5	5	10	5	5	0.02	10	10	100	200	100	50	100	5	
	SSTL	113	740	690	1900	1	500	0.22	10	10	100	200	100	50	1500	25	
	Current > SSTL	0	0	0	0	4	0	0	0	0	0	0	0	0	0	0	4
MW-41	Current Conc.	168	75	200	162	11	161	0.02	10	10	100	200	319	50	100	12	
	SSTL	1	1	1	1	1	5	0.02	10	10	100	200	100	50	100	5	
	Current > SSTL	167	74	199	161	10	156	0	0	0	0	0	219	0	0	7	993
MW-42	Current Conc.	5	5	17	39	5	21	0.02	10	10	100	200	100	50	100	5	
	SSTL	1	1	1	1	1	5.4	0.02	10	10	100	200	100	50	100	5	
	Current > SSTL	4	4	16	38	4	15.6	0	0	0	0	0	0	0	0	0	81.6
MW-47	Current Conc.	5	5	5	10	5	5	0.02	10	10	100	200	100	50	100	5	
	SSTL	1	14	1	1	1	5	1	10	10	100	200	100	50	100	5	
	Current > SSTL	4	0	4	9	4	0	0	0	0	0	0	0	0	0	0	21

Well #	Conc. in µg/l	Benzene	Toluene	Ethylbenzene	Xylenes	MtBE	Naphthalene	EDB	ETBE	TAME	TBA	Ethanol	TAA	TBF	ETBA	DIPE	> SSTL
MW-54	Current Conc.	5	2	5	10	7	5	5	10	10	100	200	100	50	100	11	
	SSTL	7	1337	460	2200	83	29	2.7	50	50	250	1000	287	250	250	50	
	Current > SSTL	0	0	0	0	0	0	2.3	0	0	0	0	0	0	0	0	2.3
MW-55	Current Conc.	88	5	26	10	191	25	0.02	10	10	100	200	574	50	100	18	
	SSTL	11	1	27	1	103	36	0.05	10	14	130	200	423	50	82	83	
	Current > SSTL	77	4	0	9	88	0	0	0	0	0	0	151	0	18	0	347
MW-57	Current Conc.	5	5	5	4	5	4	0.02	10	10	100	200	100	50	100	5	
	SSTL	6	1944	969	8200	54	28	0.05	1000	165	1908	20000	287	5000	5000	290	
	Current > SSTL	0	0	0	0	0	0	0	0	0	0	0	0	0	0	0	0
MW-58	Current Conc.	5	5	2	10	76	5	0.02	10	7	112	200	1170	50	100	52	
	SSTL	6	110	918	160	51	27	0.05	87	88	250	1000	279	250	500	260	
	Current > SSTL	0	0	0	0	25	0	0	0	0	0	0	891	0	0	0	916
MW-64	Current Conc.	1410	1130	228	724	195	185	0.16	200	200	2000	4000	3110	1000	2000	87	
	SSTL	345	13	51	1	100	56	0.02	10	10	100	200	100	50	170	41	
	Current > SSTL	1065	1117	177	723	95	129	0.14	190	190	1900	3800	3010	950	1830	46	15222.14
MW-65	Current Conc.	420	398	234	262	16	168	0.02	50	50	500	1000	648	250	500	21	
	SSTL	140	31	78	88	6	45	0.02	10	10	100	200	100	50	100	14	
	Current > SSTL	280	367	156	174	10	123	0	40	40	400	800	548	200	400	7	3545
MW-66	Current Conc.	5	5	5	10	5	5	0.02	10	10	100	200	100	50	100	5	
	SSTL	1	1	1	27	1	8.6	0.02	10	10	100	200	100	50	100	5	
	Current > SSTL	4	4	4	0	4	0	0	0	0	0	0	0	0	0	0	16
MW-5aR	Current Conc.	2120	6600	716	6,060	500	466	0.02	1000	1000	10000	20000	10000	5000	10000	500	
	SSTL	83	17249	2500	14000	9900	108	0.19	1000	381	5000	20000	1403	5400	13000	4100	
	Current > SSTL	2037	0	0	0	0	358	0	0	619	5000	0	8597	0	0	0	14216
PW-1R	Current Conc.	4	20	3	55	5	3	0.02	10	10	100	200	100	50	100	5	
	SSTL	58	6800	1800	8100	290	89	6	320	330	1100	1000	1114	250	3000	2500	
	Current > SSTL	0	0	0	0	0	0	0	0	0	0	0	0	0	0	0	0
RW-1R	Current Conc.	5	2	5	10	5	5	0.02	10	10	100	200	100	50	100	5	
	SSTL	54	10	230	10	130	14	0.54	10	50	100	200	850	50	250	160	
	Current > SSTL	0	0	0	0	0	0	0	0	0	0	0	0	0	0	0	0
DW-3	Current Conc.	1810	3870	451	2,440	211	178	0.22	10	35	190	200	3820	50	100	118	
	SSTL	45	360	64	220	230	5	0.06	10	17	100	200	850	75	100	5	
	Current > SSTL	1765	3510	387	2220	0	173	0.16	0	18	90	0	2970	0	0	113	11246.16
DW-4	Current Conc.	5	5	5	10	5	5	0.02	10	10	100	200	100	50	100	5	
	SSTL	48	380	102	524	11.5	48	1.46	10	10	100	500	150	50	50	25	
	Current > SSTL	0	0	0	0	0	0	0	0	0	0	0	0	0	50	0	50
DW-7	Current Conc.	5	5	5	10	3	5	0.02	10	10	100	200	100	50	100	5	
	SSTL	7	2	2	2	20	10	0.14	10	10	100	200	300	50	100	16	
	Current > SSTL	0	3	3	8	0	0	0	0	0	0	0	0	0	0	0	14
DW-9	Current Conc.	5	5	5	5	5	5	0.02	10	10	100	200	100	50	100	5	
	SSTL	1	5	1	1	1	5	0.02	10	10	100	200	100	50	100	5	
	Current > SSTL	4	0	4	4	4	0	0	0	0	0	0	0	0	0	0	16
																Total	80398.948

SF

IFIC
Suretyship
since 1904

UST
DEC 10 2010
PROGRAM

GENERAL FORM STATUS INQUIRY

Date: 12/09/2010
Bond # MAIFSU-0394044

Susan Fulmer
Hydrogeologist, UST Program
South Carolina Department of Health &
Environmental Control
2600 Bull Street
Columbia, SC 29201-1708

4J tech
UST
DOCKET

PRINCIPAL: Palmetto Environmental Group, Inc.
P.O. Box 427
Elgin, SC 29045

DESCRIPTION OF CONTRACT: Corrective Action at Site #07584 per Purchase Order No. 632354

OBLIGEE: S.C. Department of Health & Environmental Control

CONTRACT PRICE:$619,500.00 BOND AMT:$309,750.00 EFF.DATE: 05/30/2006

Without prejudicing your right or affecting our liability under our bond described above, we would appreciate such of the following information as is now available.

Very truly yours,
Roxanne Grace, Underwriter Assistant
INTERNATIONAL FIDELTIY INSURANCE COMPANY

Stamped addressed envelope enclosed for reply

1. **IF CONTRACT COMPLETED, PLEASE STATE:**
   Approximate date of completion of work (or final delivery):_____
   Approximate acceptance date: _____
   Final Contract Price $_____

2. **IF CONTRACT UNCOMPLETED, PLEASE STATE:**
   Please state approximate percentage or dollar amount of contract completed thus far: 60%

3. **Do you know of any unpaid bills for labor or materials?** (check) ___✓___ NO _____ YES
   (if yes, please explain in 4 below)

4. **Remarks**: (if any)

Printed Name Susan Fulmer
Signature Susan Fulmer
Title Hydrogeologist
Date 12/14/10

Please return this inquiry to address or fax listed above, Thank you!

IFIC
Suretyship since 1904

GENERAL FORM STATUS INQUIRY

Date: 03/16/2011
Bond # MAIFSU-0394044

Susan Fulmer
Hydrogeologist, UST Program
South Carolina Department of Health & Environmental Control
2600 Bull Street
Columbia, SC 29201-1708

PRINCIPAL: Palmetto Environmental Group, Inc.
P.O. Box 427
Elgin, SC 29045

DESCRIPTION OF CONTRACT: Corrective Action at Site #07584 per Purchase Order No. 632354

OBLIGEE: S.C. Department of Health & Environmental Control

CONTRACT PRICE:$619,500.00 BOND AMT:$309,750.00 EFF.DATE: 05/30/2006

Without prejudicing your right or affecting our liability under our bond described above, we would appreciate such of the following information as is now available.

Very truly yours,
Roxanne Grace, Underwriter Assistant
INTERNATIONAL FIDELTIY INSURANCE COMPANY

Stamped addressed envelope enclosed for reply

1. **IF CONTRACT COMPLETED, PLEASE STATE:**
   Approximate date of completion of work (or final delivery):_____
   Approximate acceptance date: _____
   Final Contract Price $_____

2. **IF CONTRACT UNCOMPLETED, PLEASE STATE:**
   Please state approximate percentage or dollar amount of contract completed thus far: 60%

3. **Do you know of any unpaid bills for labor or materials?** (check) ✓ NO ____ YES
   (if yes, please explain in 4 below)

4. **Remarks**: (if any) Report was due January 27, 2011 and has not been received to date.

Printed Name Susan Fulmer
Signature Susan Fulmer
Title Hydrogeologist
Date 3/22/11

UST DOCKET
07584 - 43 Tech
07771 - 42 Tech
12352 - 38 Tech

Please return this inquiry to address or fax listed above, Thank you.

International Fidelity Insurance Company 3800 Arco Corporate Drive, Suite 325 • Charlotte, NC 28273
704-588-0251 • Fax: 704-588-1159 • Toll Free: 800-355-3853 • www.ific.com

UST
OCT 17 2011
PROGRAM

MW-69

Water Well Record
Bureau of Water
2600 Bull Street, Columbia, SC 29201-1708; (803) 898-4300

DHEC — PROMOTE PROTECT PROSPER

1. WELL OWNER INFORMATION:
Name: ACME PETROLEUM & FUEL, CO. (last) (first)
Address: 543 Cox Road, Suite C
City: GASTONIA State: NC Zip: 28054
Telephone: Work: Home:

2. LOCATION OF WELL: COUNTY: Richland
Name: University Mart
Street Address:
City: Between Oak & Taylor Zip:
Latitude: Longitude:

3. PUBLIC SYSTEM NAME: PUBLIC SYSTEM NUMBER:

4. ABANDONMENT: ☒ Yes ☐ No
Give Details Below
Grouted Depth: from 0 ft. to 35 ft.

Formation Description	*Thickness of Stratum	Depth to Bottom of Stratum
*Indicate Water Bearing Zones (Use a 2nd sheet if needed)		
5. REMARKS: Abandon		

UST
44 ed
DOCKET

6. TYPE: ☐ Mud Rotary ☐ Jetted ☐ Bored ☐ Dug ☐ Air Rotary ☐ Driven ☐ Cable tool ☐ Other

7. PERMIT NUMBER: UST 07584

8. USE:
☐ Residential ☐ Public Supply ☐ Process
☐ Irrigation ☐ Air Conditioning ☐ Emergency
☐ Test Well ☒ Monitor Well ☐ Replacement

9. WELL DEPTH (completed) Date Started:
ft. Date Completed: 05/18/2005

10. CASING: ☐ Threaded ☐ Welded
Diam.: 2"
Type: ☒ PVC ☐ Galvanized ☐ Steel ☐ Other
2.0 in. to 20 ft. depth
2.0 in. to 35 ft. depth
Height: Above/Below Surface 2-feet ft.
Weight lb./ft.
Drive Shoe? ☐ Yes ☒ No

11. SCREEN:
Type: PVC. Diam.: 2"
Slot/Gauge: Length: 15-feet
Set Between: 20 ft. and 35 ft.
ft. and ft.
NOTE: MULTIPLE SCREENS USE SECOND SHEET
Sieve Analysis ☐ Yes (please enclose) ☐ No

12. STATIC WATER LEVEL ft. below land surface after 24 hours

13. PUMPING LEVEL Below Land Surface.
ft. after hrs. Pumping G.P.M.
Pumping Test: ☐ Yes (please enclose) ☐ No
Yield:

14. WATER QUALITY
Chemical Analysis ☐ Yes ☐ No Bacterial Analysis ☐ Yes ☐ No
Please enclose lab results.

15. ARTIFICIAL FILTER (filter pack) ☒ Yes ☐ No
Installed from 15 ft. to 35 ft.
Effective size Uniformity Coefficient

16. WELL GROUTED? ☒ Yes ☐ No
☒ Neat Cement ☐ Bentonite ☐ Bentonite/Cement ☐ Other
Depth: From 0 ft. to 35 ft.

17. NEAREST SOURCE OF POSSIBLE CONTAMINATION: ft. direction
Type
Well Disinfected ☐ Yes ☐ No Type: Amount:

18. PUMP: Date installed: Not installed ☐
Mfr. Name: Model No.:
H.P. Volts Length of drop pipe ft. Capacity gpm
TYPE: ☐ Submersible ☐ Jet (shallow) ☐ Turbine ☐ Jet (deep) ☐ Reciprocating ☐ Centrifugal

19. WELL DRILLER: CERT. NO.:
Address: (Print) DAVID E. WEBB
515 PATIO DRIVE
COLUMBIA, SC 29212
Level (A) B C D (circle one)
Telephone No.: 803 781-8259 Fax No.:

20. WATER WELL DRILLER'S CERTIFICATION: This well was drilled under my direction and this report is true to the best of my knowledge and belief.
ABANDONED
Signed: Well Driller Date: 10/13/2011

If D Level Driller, provide supervising driller's name:

DHEC 1903 (03/2004) COPY 1 MAIL TO SCDHEC, COPY 2 TO WELL OWNER, COPY 3 TO WELL DRILLER

Summer Fulton

MW 69

WARNING

GROUNDWATER MONITORING WELL

COMPANY SCS

CITY Lawrenceville

STATE GA ZIP 30043

REGISTRATION NO. 934

DATE 05-18 20 05 DEPTH 35 FT.

CASING DEPTH _____ DIA. 2" IN.

SCREEN 35 TO 20

SAND 35 TO 18

BENTONITE 18 TO 15

GROUT 15 TO Surf.

STATIC LEVEL: _____

YIELD _____ GPM _____ STATIC _____

CAUTION

NOT
POTABLE
WATER

BOART LONGYEAR
REORDER PART NO. TC-350

IFIC
Suretyship
since 1904

GENERAL FORM STATUS INQUIRY

Date: 09/08/2011
Bond # MAIFSU-0394044

Susan Fulmer
Hydrogeologist, UST Program
South Carolina Department of Health &
Environmental Control
2600 Bull Street
Columbia, SC 29201-1708

SCANNED

PRINCIPAL: Palmetto Environmental Group, Inc.
P.O. Box 427
Elgin, SC 29045

43 / 39
45 07777 12352

DESCRIPTION OF CONTRACT: Corrective Action at Site #07584 per Purchase Order No. 632354

OBLIGEE: S.C. Department of Health & Environmental Control

CONTRACT PRICE:$619,500.00 BOND AMT:$309,750.00 EFF.DATE: 05/30/2006

Without prejudicing your right or affecting our liability under our bond described above, we would appreciate such of the following information as is now available.

Very truly yours,
Roxanne Grace, Underwriter Assistant
INTERNATIONAL FIDELTIY INSURANCE COMPANY

Stamped addressed envelope enclosed for reply

1. **IF CONTRACT COMPLETED, PLEASE STATE:**
   Approximate date of completion of work (or final delivery):_____
   Approximate acceptance date: _____
   Final Contract Price $_____

2. **IF CONTRACT UNCOMPLETED, PLEASE STATE:**
   Please state approximate percentage or dollar amount of contract completed thus far: 60%

3. **Do you know of any unpaid bills for labor or materials?** (check) ✓ NO ____ YES
   (if yes, please explain in 4 below)

4. **Remarks**: (if any) Last Status Report was due January 27, 2011. Has not been received to date

Printed Name Susan Fulmer

Signature Susan Fulmer

Date 10/24/11

Title Hydrogeologist

Please return this inquiry to address or fax listed above, Thank you!

D H E C
PROMOTE PROTECT PROSPER
Catherine B. Templeton, Director
Promoting and protecting the health of the public and the environment

MAR 19 2012

UST DOCKETING

MR MARK COX
CAPITAL BANK
1320 MAIN ST STE 175
COLUMBIA SC 29201

Re: **Concern Letter**
UST Permit # 07584; University Mart, 2367 Taylor St., Columbia, SC
UST Permit # 07777 & 12352; Cloud's Chevron, 1600 Two Notch Rd., Columbia, SC
Request received March 14, 2012
Richland County

Dear Mr. Cox:

In response to your request for information about environmental conditions and liability associated with the referenced facilities and adjacent property, the following is provided.

UST Permit # 07584:

Our records indicate that three Underground Storage Tanks (USTs) were registered with the UST Management Division by Pacemaker Leasing Corp., Inc. under UST Permit # 07584. One registered USTs was removed in June 1998, and two were removed in March 1999. Assessment reports received in January 1991, April 1998, and April 1999 documented releases of petroleum products in the vicinity of the UST system. Our records indicate that Acme Petroleum and Fuel Company, the tank owner at the time the 1991 and 1998 releases were reported, complied with the regulatory requirements and stopped the leak from the tanks. Additionally, they pursued the extent and severity of contamination under our direction. Active corrective action of these releases has been initiated. A "no further action" of the 1999 release was issued on May 5, 1999.

The 1991 and 1998 releases of petroleum products from the USTs are qualified to receive funding under the conditions of the State Underground Petroleum Environmental Response Bank (SUPERB) Act. This means that reasonable costs up to $1,000,000 can be paid by the SUPERB Account for site rehabilitation actions associated with each release. Should cleanup costs exceed $1,000,000, Acme Petroleum and Fuel Company, under state and federal law, retains responsibility for any additional actions and associated costs.

UST Permit # 07777:

Our records indicate that four Underground Storage Tanks (USTs) were registered with the UST Management Division by Wallace M. Scott under UST Permit # 07777. The registered USTs were removed in May 1992. An assessment report received in December 1991 documented a release of petroleum products in the vicinity of the UST system. Our records indicate that Wallace Scott complied with the regulatory requirements and stopped the leak from the tanks. Additionally, the extent and severity of contamination has been assessed under our direction. Active corrective action of these releases has been initiated.

This release of petroleum products from the USTs is qualified to receive funding under the conditions of the SUPERB Act. This means that reasonable costs up to $1,000,000 can be paid by the SUPERB Account for site rehabilitation actions associated with this release. Should cleanup costs exceed $1,000,000, Wallace Scott, under state and federal law, retains responsibility for any additional actions and associated costs.

UST Permit # 12352:

Our records indicate that four Underground Storage Tanks (USTs) were registered with the UST Management Division by Jack and Alexandra Lee under UST Permit #12352. Two of the registered USTs were removed in October 1993, and two were removed in November 2006. An assessment report received in December 1991 documented a release of petroleum products in the vicinity of the UST system. Our records indicate that Jack and Alexandra Lee complied with the regulatory requirements and stopped the leak from the tanks. Additionally, the extent and severity of contamination has been assessed under our direction. Active corrective action of these releases has been initiated.

This release of petroleum products from the USTs is qualified to receive funding under the conditions of the SUPERB Act. This means that reasonable costs up to $1,000,000 can be paid by the SUPERB Account for site rehabilitation actions associated with this release. Should cleanup costs exceed $1,000,000, Jack and Alexandra Lee, under state and federal law, retain responsibility for any additional actions and associated costs.

As part of the assessment of the releases from UST Permits # 07584, # 07777, and # 12352, monitoring wells MW-49 and MW-50 were installed on the adjacent property occupied by Suddeth Towing on Heidt Street. These wells were last sampled in October 2008. MW-49 was dry and MW-50 was inaccessible during the January 2010 sampling event. The October 2008 concentrations of chemicals of concern in these wells and the South Carolina Risk-Based Screening Levels (RBSLs) are listed below.

Chemical of Concern	MW-49	MW-50	RBSL
Benzene	<5	<5	5
Toluene	5.6	21.7	1000
Ethylbenzene	<5	17.5	700
Xylene	23.9	171	10,000
Naphthalene	13.6	262	25
MTBE	<5	<5	40
EDB	<0.019	<0.019	0.05
TAA	<100	<100	240
TAME	<10	<10	128
ETBA	<100	155	None Established
TBA	<100	<100	1400
TBF	<50	<50	None Established
DIPE	<5	<5	150
Ethanol	<200	<200	10,000
ETBE	<10	<10	47

Concentrations in µg/L.

Should the potential exist for petroleum contamination to migrate onto an adjacent property, the UST owners/operators and the Division may require access during reasonable hours to perform necessary rehabilitation activities. In such cases, all rehabilitation activities remain the responsibility of Acme Petroleum and Fuel Company, Wallace Scott, and Jack and Alexandra Lee. You should be aware that there are currently no laws or regulations that prohibit the use or development of adjacent properties and properties where a petroleum release has occurred.

If you have any questions, please contact me at (803) 896-6676 or fulmersb@dhec.sc.gov.

Sincerely,

Susan B. Fulmer, P.G., Hydrogeologist
Corrective Action Section
UST Management Division
Bureau of Land and Waste Management

cc: Technical Files (07584, 07777, 12352)

Susan

IFIC
Suretyship
since 1904

PROGRAM
APR 06 2012
UST

GENERAL FORM STATUS INQUIRY

Date: 02/21/2012
Bond # MAIFSU-0394044

Susan Fulmer
Hydrogeologist, UST Program
South Carolina Department of Health &
Environmental Control
2600 Bull Street
Columbia, SC 29201-1708

Second Request:04/05/2012

PRINCIPAL: Palmetto Environmental Group, Inc.
P.O. Box 427
Elgin, SC 29045

DESCRIPTION OF CONTRACT: Corrective Action at Site #07584/07777/12352 per Purchase Order No. 632354

OBLIGEE: S.C. Department of Health & Environmental Control

CONTRACT PRICE:$619,500.00 BOND AMT:$309,750.00 EFF.DATE: 05/30/2006

Without prejudicing your right or affecting our liability under our bond described above, we would appreciate such of the following information as is now available.

Very truly yours,
Roxanne Grace, Underwriter Assistant
INTERNATIONAL FIDELTIY INSURANCE COMPANY

UST DOCKETING

1. **IF CONTRACT COMPLETED, PLEASE STATE:**
   Approximate date of completion of work (or final delivery):_____
   Approximate acceptance date: _____
   Final Contract Price $_____

2. **IF CONTRACT UNCOMPLETED, PLEASE STATE:**
   Please state approximate percentage or dollar amount of contract completed thus far: 60%

3. **Do you know of any unpaid bills for labor or materials?** (check) ✓ NO ____ YES
   (if yes, please explain in 4 below)

4. **Remarks**: (if any) Report due January 2011 has not been received to date.

Printed Name Susan Fulmer
Signature Susan Fulmer
Date 4/19/12
Title Hydrogeologist

Please return this inquiry to address or fax listed below, Thank you!

International Fidelity Insurance Company 3800 Arco Corporate Drive, Suite 325 • Charlotte, NC 28273
704-588-0251 • Fax: 704-588-1159 • Toll Free: 800-355-3853 • www.ific.com

****
*** TX REPORT ***
****

TRANSMISSION OK

TX/RX NO	1091
DESTINATION TEL #	917045881159
DESTINATION ID	
ST. TIME	04/19 16:30
TIME USE	00'45
PAGES SENT	2
RESULT	OK

D H E C

PROMOTE PROTECT PROSPER

Catherine B. Templeton, Director
Promoting and protecting the health of the public and the environment

Fax Message

Date: 4/19/12

Number of pages including cover sheet: 2

Please deliver this fax message

To:

Name: Roxanne Grace

Organization/Department: IFIC

Fax: 704-588-1159

Phone: 704-588-6251

From:

Name: Susan Fulmer

Region/Bureau/Division/Section: UST Division

Fax: 803-896-6245

Phone: 803-896-6241

Subject/Comments:

Bond Inquiry

GEO-SYSTEMS DESIGN & TESTING, INC.
GEOTECHNICAL & ENVIRONMENTAL ENGINEERING
CONSTRUCTION TESTING

Post Office Box 2656
West Columbia, S.C. 29171
(803) 791-7528



October 17, 2011

DHEC
Bureau of Water
2600 Bull Street
Columbia, SC 29201-1708

UST 07584
Handy Pantry



Attention: Susan B. Fulmer

Re: Benedict College
Columbia, SC
Project Number: 111178

Dear Ms. Fulmer:

As requested Geo-Systems Design & Testing, Inc., has abandoned MW-69 in accordance with South Carolina Well Standards and Regulations, R.61-71 and the UST Quality Assurance Program Plan.

Please find enclosed the Water Well Record and Monitoring Well plate.

We were delighted to perform this service. Should you require our services in the future please do not hesitate to contact our office.

Professionally submitted,
Geo-Systems Design & Testing, Inc.

Joe A. Smith, P.E.
President

Cc: John Tucker ~ Benedict College

DHEC
PROMOTE PROTECT PROSPER

Water Well Record
Bureau of Water
2600 Bull Street, Columbia, SC 29201-1708; (803) 898-4300

1. WELL OWNER INFORMATION:
Name: ACME PETROLEUM & FUEL CO. (last) (first)
Address: 543 Cox Road, Suite C
City: GASTONIA State: NC Zip: 28054
Telephone: Work: Home:

2. LOCATION OF WELL: COUNTY: Richland
Name: University Mart
Street Address:
City: Between Oak & Taylor Zip:
Latitude: Longitude:

3. PUBLIC SYSTEM NAME: PUBLIC SYSTEM NUMBER:

4. ABANDONMENT: ☒ Yes ☐ No
Give Details Below
Grouted Depth: from 0 ft. to 35 ft.

Formation Description	*Thickness of Stratum	Depth to Bottom of Stratum
*Indicate Water Bearing Zones (Use a 2nd sheet if needed)		

5. REMARKS:
Abandon

6. TYPE: ☐ Mud Rotary ☐ Jetted ☐ Bored ☐ Dug ☐ Air Rotary ☐ Driven ☐ Cable tool ☐ Other

7. PERMIT NUMBER: UST 07584

8. USE:
☐ Residential ☐ Public Supply ☐ Process
☐ Irrigation ☐ Air Conditioning ☐ Emergency
☐ Test Well ☒ Monitor Well ☐ Replacement

9. WELL DEPTH (completed) ____ ft. Date Started:
Date Completed: 05/18/2005

10. CASING: ☐ Threaded ☐ Welded
Diam.: 2"
Type: ☒ PVC ☐ Galvanized ☐ Steel ☐ Other
2.0 in. to 20 ft. depth
2.0 in. to 35 ft. depth
Height: Above/Below Surface 2-feet ft.
Weight ____ lb./ft.
Drive Shoe? ☐ Yes ☒ No

11. SCREEN:
Type: PVC Diam.: 2"
Slot/Gauge: ____ Length: 15-feet
Set Between: 20 ft. and 35 ft.
____ ft. and ____ ft.
NOTE: MULTIPLE SCREENS USE SECOND SHEET
Sieve Analysis ☐ Yes (please enclose) ☐ No

12. STATIC WATER LEVEL ____ ft. below land surface after 24 hours

13. PUMPING LEVEL Below Land Surface.
____ ft. after ____ hrs. Pumping ____ G.P.M.
Pumping Test: ☐ Yes (please enclose) ☐ No
Yield: ____

14. WATER QUALITY
Chemical Analysis ☐ Yes ☐ No Bacterial Analysis ☐ Yes ☐ No
Please enclose lab results.

15. ARTIFICIAL FILTER (filter pack) ☒ Yes ☐ No
Installed from 18 ft. to 35 ft.
Effective size ____ Uniformity Coefficient ____

16. WELL GROUTED? ☒ Yes ☐ No
☒ Neat Cement ☐ Bentonite ☐ Bentonite/Cement ☐ Other ____
Depth: From 0 ft. to 35 ft.

17. NEAREST SOURCE OF POSSIBLE CONTAMINATION: ____ ft. ____ direction
Type ____
Well Disinfected ☐ Yes ☐ No Type: ____ Amount: ____

18. PUMP: Date installed: ____ Not installed ☐
Mfr. Name: ____ Model No.: ____
H.P. ____ Volts ____ Length of drop pipe ____ ft. Capacity ____ gpm
TYPE: ☐ Submersible ☐ Jet (shallow) ☐ Turbine ☐ Jet (deep) ☐ Reciprocating ☐ Centrifugal

19. WELL DRILLER:
Address: (Print) DAVID E. WEBB
515 PATIO DRIVE
COLUMBIA, SC 29212
Telephone No.: 803 781-8259
CERT. NO.:
Level (A) B C D (circle one)
Fax No.:

20. WATER WELL DRILLER'S CERTIFICATION: This well was drilled under my direction and this report is true to the best of my knowledge and belief.
ABANDONED
Signed: DEWell Well Driller Date: 10/13/2011

If D Level Driller, provide supervising driller's name:

DHEC 1903 (03/2004)

COPY 1 MAIL TO SCDHEC, COPY 2 TO WELL OWNER, COPY 3 TO WELL DRILLER

D H E C

PROMOTE PROTECT PROSPER

Catherine B. Templeton, Director

Promoting and protecting the health of the public and the environment



BRYAN SHANE
MIDLANDS ENVIRONMENTAL CONSULTANTS
PO BOX 854
LEXINGTON SC 29071

FEB 21 2013

Re: **QAPP Contractor Addendum Request**
Groundwater Sampling Contract
Solicitation # IFB-5400002759, PO#4600088529

Dear Mr. Shane:

In accordance with bid solicitation # IFB-5400002759 and the UST Management Division Quality Assurance Program Plan (QAPP), it is requested that you submit a Contractor Addendum for each site listed below. The Addendums must be submitted within 15 business days in my attention. The project manager for each site will issue a notice to proceed once the Addendum has been reviewed and approved. Please note, site reconnaissance should be conducted during the Addendum review so that any issues that arise may be addressed prior to commencing work at the site.

UST Permit#	Site Name	County	# samples and requested analysis*	Project Manager
07584	University Mart	Richland	45-BTEXMN, DCA, Oxygenates, & EDB	S. Fulmer
07777	Clouds Chevron	Richland	48-BTEXMN, DCA, Oxygenates, & EDB	S. Fulmer
10216	Elgin Mart	Lancaster	29-BTEXMN, DCA, & Oxygenates	S. Fulmer
04676	Shade Tree	Greenwood	49-BTEXMN, DCA, Oxygenates, & EDB	S. Burson

* The number of samples may not include trip blanks, field blanks, or field duplicates.

Please contact me with the sampling schedule before commencing work at these facilities. In addition, a weekly update for each site is required to be submitted via e-mail to the site's project manager and myself. If you have any questions or need further assistance, please contact me at (803) 896-6397 or thomadl@dhec.sc.gov.

Sincerely,

Debra L. Thoma, Hydrogeologist
Corrective Action Section
UST Management Division
Bureau of Land & Waste Management

Enc: Site Information Packets

cc: Technical Files

March 1, 2013

Midlands Environmental Consultants, Inc.



Ms. Debra Thoma, Hydrogeologist
Corrective Action Section
Assessment and Corrective Action Division
Underground Storage Tank Program
Bureau of Land and Waste Management
South Carolina Department of Health
and Environmental Control
2600 Bull Street
Columbia, South Carolina 29201



Subject: QAPP Contractor Addendum – Revision 0
University Mart
Columbia, South Carolina
SCDHEC Site ID Number 07584
MECI Project Number 13-4350
Certified Site Rehabilitation Contractor UCC-0009

Dear Ms. Thoma,

Midlands Environmental Consultants Inc. (MECI) is pleased to submit the attached QAPP Contractor Addendum for the referenced site.

On February 25, 2013, MECI personnel performed a site visit to the subject site to evaluate site conditions, locate monitoring wells and identify potential problems for future sampling activities.

If you have any question or comments please feel free to contact us at 803-808-2043.

Sincerely,
Midlands Environmental Consultants, Inc.

Courtney M. Sanders
Staff Biologist

Jeff L. Coleman
Senior Scientist

Post Office Box 854, Lexington SC 29071 • 235-B Dooley Road, Lexington, SC 29073
Telephone: (803) 808-2043 • fax: (803) 808-2048

Section A: Project Management

A1 Title and Approval Page

Quality Assurance Project Plan
Addendum to the SC DHEC UST Programmatic QAPP
For

University Mart, SCDHEC Site ID# 07584

2367 Taylor Street, Columbia, South Carolina

Prepared by:
Courtney M. Sanders
Staff Biologist
Midlands Environmental Consultants, Inc.
(Certified Site Rehabilitation Contractor UCC-0009)
235-B Dooley Road
Lexington, SC 29073
(803)808-2043

Date: March 1, 2013

Approvals

Susan Fulmer, P.G. SC DHEC Project Manager	Signature	Date
Courtney M. Sanders Contractor QA Manager	Signature	Date 3.4.13
Jeff L. Coleman Site Rehabilitation Contractor	Signature	Date 3/4/13
Daniel J. Wright Laboratory Director	Signature	Date 03/01/2013

A2 Table of Contents

A1 Title and Approval Page 1
A2 Table of Contents 2
A3 Distribution List 3
Table 1A Addendum Distribution List 3
A4 Project Organization 3
Table 2A Addendum Role Identification and Contact Information 4
Figure 1A Organizational Chart 4
A5 Problem Definition/Background 5
A6 Project/Task Description 6
A7 Data Quality Objectives (DQOs) and Data Quality Indicators (DQIs) 6
A8 Training and Certificates 6
Table 3A Required Training and Licenses 7
A9 Documents and Records 8
Table 4A Record Identification, Storage, and Disposal 8
Section B Measurement/Data Acquisition 8
B1 Sampling Process/Experimental Design 8
Table 5A Sampling Activities 8
B2 Sampling Methods 9
Table 6A Field Corrective Action 10
B3 Sample Handling and Custody 10
B4 Analytical Methods 11
Table 7A Analytical SOPs and Referenced Methods 12
Table 8A SOP Abbreviation Key 13
Table 9A Corrective Action Procedures 13
Table 10A Sample Disposal Procedures 14
B5 Quality Control Requirements: 14
B6 Field Instrument and Equipment Testing, Inspection and Maintenance 15
Table 11A Instrument and Equipment Maintenance 16
Table 12A Instrument and Equipment Inspection 17
B7 Instrument Calibration and Frequency 17
Table 13A Instrument Calibration Criteria and Corrective Action 18
B8 Inspection/Acceptance Requirements for Supplies and Consumables 18
Table 14A List of Consumables and Acceptance Criteria 19
B9 Data Acquisition Requirements (Non-Direct Measurements) 19
Table 15A Non-Direct Measurements 19
B10 Data Management 19
Section C Assessment and Oversight 21
C1 Assessment and Response Actions 21
C2 Reports to Management 21
Section D Data Validation and Usability 21

A3 Distribution List

Name	Title	Organization/Address	Telephone Number	Fax Number	Email Address
Susan Fulmer, P.G.	SC DHEC Technical Project Manager	SCDHEC, UST Management Division, 2600 Bull St., Columbia, SC, 29201	803-896-6676	803-896-6245	fulmersb@dhec.sc.gov
Jeff L. Coleman	Site Rehabilitation Contractor	Midlands Environmental Consultants, Inc. 235-B Dooley Road Lexington, SC 29073	803-808-2043	803-808-2048	jlc@meci.net
Courtney M. Sanders	Quality Assurance Officer	Midlands Environmental Consultants, Inc. 235-B Dooley Road Lexington, SC 29073	803-808-2043	803-808-2048	cms@meci.net
Kyle V. Pudney	Field Manager	Midlands Environmental Consultants, Inc. 235-B Dooley Road Lexington, SC 29073	803-808-2043	803-808-2048	kvp@meci.net
Daniel J. Wright	Laboratory Director	Shealy Environmental Services,Inc. 106 Vantage Point Dr. West Columbia, SC 29172	803-791-9700	803-791-9111	dwright@shealylab.com
	Well Services/Driller				

Table 1A Addendum Distribution List

A4 Project Organization

Role from the UST Master QAPP	Person in this Role for Project	Organization/Address	Telephone Number	Fax Number	Email Address
Project Manager	Susan Fulmer, P.G.	SCDHEC, UST Management Division, 2600 Bull St., Columbia, SC, 29201	803-896-6676	803-896-6245	fulmersb@dhec.sc.gov
Site Rehabilitation Contractor	Jeff L. Coleman	Midlands Environmental Consultants, Inc. 235-B Dooley Road Lexington, SC 29073	803-808-2043	803-808-2048	jlc@meci.net
Quality Assurance Officer	Courtney M. Sanders	Midlands Environmental Consultants, Inc. 235-B Dooley Road Lexington, SC 29073	803-808-2043	803-808-2048	cms@meci.net
Field Manager	Kyle V. Pudney	Midlands Environmental Consultants, Inc.	803-808-2043	803-808-2048	kvp@meci.net

Role from the UST Master QAPP	Person in this Role for Project	Organization/Address	Telephone Number	Fax Number	Email Address
		235-B Dooley Road Lexington, SC 29073			
Analytical Laboratory Director	Daniel J. Wright	Shealy Environmental Services,Inc. 106 Vantage Point Dr. West Columbia, SC 29172	803-791-9700	803-791-9111	dwright@shealylab.com
Project Verifier	Courtney M. Sanders or Kyle V. Pudney	Midlands Environmental Consultants, Inc. 235-B Dooley Road Lexington, SC 29073	803-808-2043	803-808-2048	cms@meci.net

Table 2A Addendum Role Identification and Contact Information

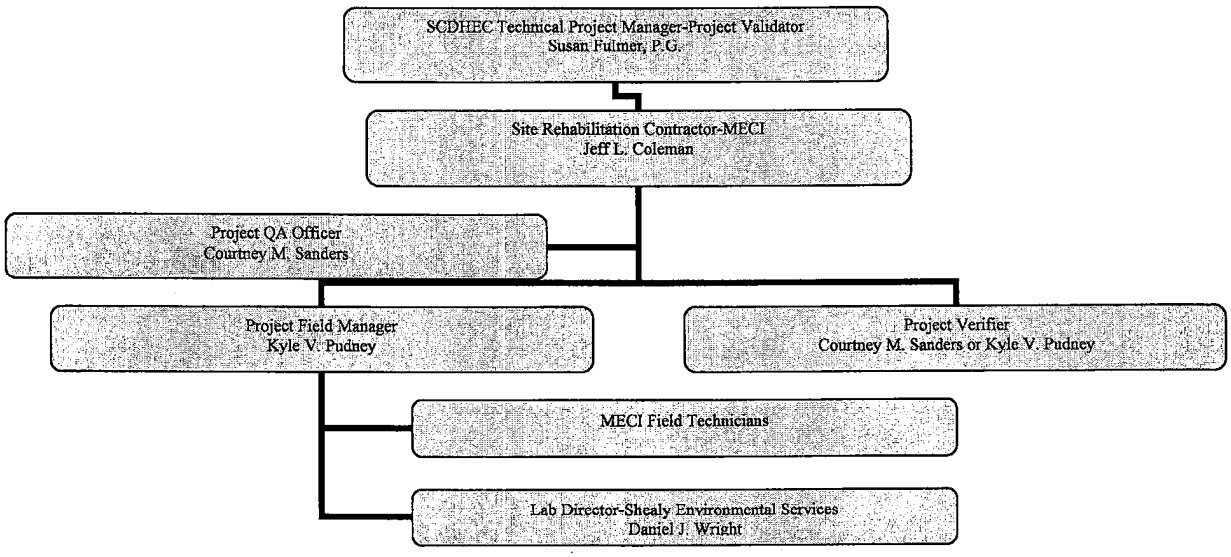

Figure 1A Organizational Chart

Project Manager (Susan Fulmer, P.G.) – The project manager is responsible for direct oversight of contractors conducting assessment and site rehabilitation of releases at UST sites.

Site Rehabilitation Contractor (Jeff L. Coleman) – The Site Rehabilitation Contractor is an independent contractor responsible for managing and coordinating field and office activities needed for assessments or cleanup.

-Final Review of all work produced for a scope of work.
-Final say on technical interpretation of data.

Quality Assurance Officer (Courtney M. Sanders) – The Quality Assurance Officer is responsible for the oversight of all quality assurance activities associated with projects performed by the Site Rehabilitation Contractor.

-In charge of producing and maintaining the QAPPA for MECI.
-Reviews (and Audits, if necessary) all work produced in conjunction with a scope of work.
-Quality control of data entry and report preparation.

Field Manager (Kyle Pudney) –The field manager will oversee all work done on any given project.

-Assign, direct and oversee all field personnel working on each project.
-Responsible for coordinating with the SCDHEC project manager, should any problems or clarifications arise.
-Responsible for all reporting done in conjunction with field work.

Analytical Laboratory Director (Daniel J. Wright) – The Laboratory Director is directly responsible for the Analytical Laboratory used during a scope of work. The Analytical Laboratory receives the soil and water samples from the site rehabilitation contractor, performs the requested analyses, and provides analytical reports.

Project Verifier (Courtney M. Sanders) – The project verifier is responsible for verifying the quality of data produced during a scope of work. This includes review of field work and laboratory reports for potential quality issues.

Field Technicians (various employees) – Responsible for all field activities for a given scope of work.

-Conduct all initial site visit, and record findings
-Conduct all field activities associated with a scope of work. All work will be conducted according to the MECI SOP. Will be responsible for reporting any potential problems are inconsistencies found during assessment activities.
-Completes the chain of custody upon completion of sampling event and delivers samples to lab or office for later lab pick-up.

A5 Problem Definition/Background

Discuss the background (as much as is known) of the site and appropriate historical information, and why this site is being assessed.

The subject site (University Mart) is located at 2367 Taylor Street, Columbia, Richland County, South Carolina. The subject site formally maintained three 10,000 gallon gasoline underground storage tanks (UST's). One 10,000 gallon gasoline UST was abandoned by removal from ground in June of 1998. The remaining two 10,000 gallon gasoline UST's were abandoned by removal from ground in March of 1999. The South Carolina Department of Health and Environmental Control (SCDHEC) reported three releases of petroleum product from the subject tanks. The first release was reported and confirmed in January of 1991. The second release was reported in April of 1998 and confirmed in May of 1998. The third release was reported and confirmed in April of 1999; the third release was issued a 'Conditional No Further Action' in May of 1999. The site is currently ranked a Class ID.

The site is being sampled in conjunction with the SCDHEC Groundwater Sampling Contract (Solicitation # IFB-5400002759, PO# 4600088529).

Please answer the following: Does this project fall under UST or Brownfields area?

Underground Storage Tank Division

A6 Project/Task Description

1. ***Summarize what is known about the work to be done. This can be a short sentence indicating what the Scope of this project is (see Master QAPP Section A6).***

The subject site (University Mart) will be sampled in conjunction with the SCDHEC Groundwater Sampling Contract (Solicitation # IFB-5400002759, PO# 4600088529). During assessment activities monitoring wells will be sampled for petroleum constituents.

2. ***The work will begin within*** fourteen (14) days of receipt of approved QAPP contractors addendum ***after cost approval and sampling should be complete by*** twenty-one (21) days of receipt of approved QAPP contractors addendum.

3. ***Are there are time or resource constraints? Include those factors that may interfere with the tentative schedule.***

Factors that may prevent schedule work will be, but not limited to, inclement weather, equipment malfunction, and machine failure.

A7 Data Quality Objectives (DQOs) and Data Quality Indicators (DQIs)

The subject site (University Mart) is located at 2367 Taylor Street, Columbia Richland County, South Carolina. The site is currently occupied by a convenience store.

A8 Training and Certificates

Required training and licenses:

Title/Job	Name	Training Required	Date training received	Type of License	License Number
Principal Geologist	Bryan T. Shane, P.G.	Professional Geologist	10/30/1993	State of South Carolina	1102
Senior Scientist	Jeff Coleman	OSHA 40 hr HAZWOPER	7/27/2007	N/A	N/A
		OSHA 8 hr HAZWOPER refresher	12/10/2012	N/A	N/A
Staff Geologist	John Bryant	OSHA 40 hr HAZWOPER	4/17/2009	N/A	N/A

Title/Job	Name	Training Required	Date training received	Type of License	License Number
		OSHA 8 hr HAZWOPER refresher	12/102012	N/A	N/A
Staff Biologist	Courtney Sanders	OSHA 40 hr HAZWOPER	12/10/2010	N/A	N/A
		OSHA 8 hr HAZWOPER refresher	12/10/2012	N/A	N/A
Staff Biologist	Kyle Pudney	OSHA 40 hr HAZWOPER	12/10/2010	N/A	N/A
		OSHA 8 hr HAZWOPER refresher	12/10/2012	N/A	N/A
Staff Biologist	Chris Lashley	OSHA 40 hr HAZWOPER	12/10/2010	N/A	N/A
		OSHA 8 hr HAZWOPER refresher	12/10/2012	N/A	N/A
Staff Biologist	Gavin Globensky	OSHA 40 hr HAZWOPER	7/29/2011	N/A	N/A
		OSHA 8 hr HAZWOPER refresher	12/10/2012	N/A	N/A
Staff Biologist	Ryan Ariail	OSHA 40 hr HAZWOPER	9/23/2011	N/A	N/A
		OSHA 8 hr HAZWOPER refresher	12/10/2012	N/A	N/A
Staff Geologist	Patrick Boylan	OSHA 40 hr HAZWOPER	07/20/2012	N/A	N/A
Lab Manager	Daniel J. Wright	***	***	Lab Certification	SC 32010

Table 3A Required Training and Licenses

Courtney M. Sanders of Midlands Environmental Consultants, Inc. is responsible to ensuring that personnel participating in this project receive the proper training. All training records will be stored in the following location:235-B Dooley Road, Lexington, SC 29073.

It is understood that training records will be produced if requested by SC DHEC.

The Following Laboratory(ies) will be used for this Project:

Commercial Lab(s)

Full Name of the Laboratory___Shealy Environmental Services, Inc.____
Name of Lab Director_____Daniel J. Wright_____

SC DHEC Certification Number 32010
Parameters this Lab will analyze for this project:

All samples will be analyzed for BTEX, Naphthalene, MTBE, 1,2 DCA, 8-Oxygenates (EPA Method 8260-B), and EDB (EPA Method 8011).

Please note: SC DHEC may require that the contractor submit some or all of the Laboratory's SOPs as part of this QAPP.

A9 Documents and Records

Personnel will receive the most current version of the QAPP Addendum via: (Check all that apply)

____US Mail ____Courier __X__ Hand delivered

Other (please specify):____E-mailed electronic copies___

Record	Produced By	Hardcopy/ Electronic	Storage Location For how long?	Archival
Instrument Raw Data	Target, Thermospec, or Iteva software	Hardcopy and Electronic	Hardcopy: Offsite storage for 7 yrs Electronic: Two external storage device backups – one offsite, one onsite storage for 10 yrs	Yes
Final Reports	LIMS	Electronic	Electronic: Two external storage device backups – one offsite, one onsite storage for 10 years	Yes
Field Work	Field Staff	Hardcopy	MECI office: 235/B Dooley Road / Min. 5 years	Yes
Chain of Custody	Field Staff	Hardcopy	MECI office: 235B Dooley Road / Min. 5 years	Yes
QAPP Addendum	Courtney Sanders	Hardcopy & Electronic	MECI office: 235B Dooley Road / Min. 5 years	Yes
Internal QC record	Courtney Sanders	Hardcopy	MECI office: 235B Dooley Road / Min. 5 years	Yes
Sampling Report	Courtney Sanders	Hardcopy & Electronic	MECI office: 235B Dooley Road / Min. 5 years	Yes

Table 4A Record Identification, Storage, and Disposal

Section B Measurement/Data Acquisition

B1 Sampling Process/Experimental Design

Item	Start Date	End Date	Comments

Item	Start Date	End Date	Comments
Site Reconnaissance	2/25/13	2/25/13	Already Completed
QAPP preparation	3/1/13	3/1/13	In progress
QAPP approval	3/2/13	3/23/13	Assuming three week turnaround
Monitoring well Sampling	3/24/13	4/7/13	Sampled within 2 weeks of QAPP approval
Report Preparation	4/8/13	4/29/13	Three weeks to prepare/submit report

Table 5A Sampling Activities

B2 Sampling Methods

Please note: The contractor must follow sampling protocols as given in the UST QAPP.

***Estimate* the number of samples of each matrix that are expected to be collected:**

Soil	_____
Ground Water from monitoring wells	34
From Drinking/Irrigation water wells	_____
Field Duplicate Collection	2
Field Blank Collection	1
Trip Blank	1
From surface water features	_____
Total number of Water samples	38

Notes:
During the February 25, 2013 site visit, thirty four (34) monitoring wells were located. Monitoring wells MW-24, MW-41, MW-61, MW-64, MW-68, MW-70, and DW-3 were not located. If the monitoring wells are located during sampling activities, the newly located wells will be sampled accordingly. Please note the well cluster containing MW-24, DW-3, and DW-4 (Cloud's Chevron) only two wells were located. During sampling activities MECI personnel will 'tag out' each well and check well tags to report the according appropriate data. Additionally, the pad and vault of MW-65 was found to be damaged from construction and in need of repair. MECI personnel are not sure if a sample can be collected from the damaged well.

During the site visit it was noted that twenty two (22) monitoring wells were in need of bolts. A combined total of sixty six (66) bolts are needed to properly secure the wells. **Total Bolts Needed: 66 Bolts**

All monitoring well samples will be analyzed by BTEX, Naphthalene, MTBE, 1,2 DCA, 8-Oxygenates(EPA Method 8260-B), and EDB (EPA Method 8011).

For the sample matrices indicated above, please describe how samples will be collected and the equipment needed.

Please see MECI Monitoring Well Sampling SOP for sampling procedures and type of materials used for sampling

Will Sampling Equipment have to be cleaned and decontaminated or is everything disposable?

All equipment, excluding electronic water level indicators, field probes and turbidity tubes, is disposable.

If sampling equipment must be cleaned please give a detailed description of how this is done and the disposal of by-products from the cleaning and decontamination.

Please see MECI Monitoring Well Sampling SOP for decontamination procedures.

Identify any equipment and support facilities needed. This may include such things as Fed-ex to ship the samples, a Geoprobe, field analysis done by another contractor (who must be certified), and electricity to run sampling equipment.

All samples will be shipped to the lab via courier or overnight shipping company. Please see MECI Monitoring Well Sampling SOP for sample shipping procedures.

Address the actions to be taken when problems occur in the field, and the person responsible for taking corrective action and how the corrective action will be documented.

Failure	Response	Documentation	Individual Responsible
Water level indicator not working properly	Attempt to clean probe, change battery, use back-up indicator if need be.	Record on field sheets, notify office staff. Take indicator out of rotation until problem identified and corrected.	Field Staff, Field Manager
Field meters not working	Attempt to clean probes, recalibrate in the field.	Record on field sheets, notify office staff. Take meters out of rotation until problem identified and corrected.	Field Staff, Field Manager
Wells not located	Use metal detector, measure from known points, contact project manager for additional information.	Record method used to attempt to locate the well on field sheets, and possibly reasoning for the well to be missing	Field Staff

Table 6A Field Corrective Action

B3 Sample Handling and Custody

1. ***How will the samples get from the Site to the Lab to ensure holding requirements are met?***

Following sample collection, the samples are immediately place in a laboratory provided cooler, pre-filled with wet ice obtained from the MECI office. Samples are transported to the MECI office once a sampling event is complete. A Chain of Custody (CoC) is filled out following the sampling event by the field staff. See attached CoC. If a lab provided courier is scheduled to visit the MECI offices the day following a sampling event, sampling coolers are repacked with wet ice, and left at the office for pick-up the following morning. If no courier is schedule to visit the MECI office the day following a sampling event, all sampling coolers are repacked with ice and are dropped off at a lab approved shipping company for overnight delivery to the lab.

2. ***How will the contactors cool the samples and keep the samples cool?***

All samples are kept on wet ice, obtained from MECI office.

3. ***How will the lab determine the temperature of the samples upon receipt? Will they be using a temperature blank?***

A calibrated thermometer and temperature blank will be used to document sample temperature. The temperature blank is immediately checked by the sample receiving technician upon arrival at the laboratory.

4. ***Where will the samples be stored in the Lab once they are received?***

All samples are stored in clean refrigeration units monitored and maintained at 4 degrees C + or – 2 degrees. Volatile organic samples are stored separately form all other samples.

5. ***Describe the chain of custody procedure and attach a copy of each chain of custody that will be used. If a Chain of Custody SOP exists from the Lab and the Contractor is willing to adhere to it, then this may be attached.***

A chain of custody (COC) will be filled out for each sampling event at each project site. COC to be signed by MECI and Shealy Environmental technician at time physical transfer of samples occurs to courier. Shealy uses the following COC procedures to protect sample integrity following pickup by their courier: A full time Sample Receiving Technician receives all samples and completes a Sample Receipt Checklist (SRC), which will identify any anomalies, if any exist the Sample Receiving Technician or Project Manager must resolve the deviation internally and/or notify the client to resolve the anomaly

B4 Analytical Methods

1. ***Identify the SOPs which will be used to analyze the samples, the method which the SOP references and the equipment or instrumentation that is needed:***

Parameter	SOP ID*	Method Referenced	Equipment	Comments
BTEX+Naph+MTBE+Oxygentaes	S-VO-002	8260B	GC/MS	
PAH's	S-SV-021	8270D	GC/MS	
EDB	S-SV-012	8011	GC	

Lead,T.	S-IM-022	6010C	ICP	
Ferrous Iron	S-IN-009	SM 3500-FED	Spectrophotometer	
Nitrate	S-IN-042	353.2	Auto-analyzer/Lachate	
Sulfate	S-IN-010	300.0	Ion Chromatograph	
Methane	S-VO-004	RSK-175	GC	
TOC	S-IN-030	Walkley-Black	N/A	
DRO - TPH	S-SV-001	8015C	GC	
pH	MECI SOP 4.3.6	*	YSI 63	
Conductivity	MECI SOP 4.3.6	*	YSI 63	
Dissolved Oxygen	MECI SOP 4.3.6	*	YSI 550A	
Temperature	MECI SOP 4.3.6	*	YSI 550A	
Turbidity	MECI SOP 4.3.6	*	60 cm Turbidity Tube	

Table 7A Analytical SOPs and Referenced Methods

- **This can be a full name of a SOP, an abbreviation, or a number. In the latter two cases, the abbreviation or number must be associated with the full name of the SOP. See also Table 8A SOP Abbreviation Key.**

Abbreviation	Lab Identification of this SOP	Full Name of the SOP
S-VO-002	S-VO-002	GC/MS VOLATILES ANALYSIS BASED ON EPA METHODS 8260B AND 624 PREPARED BY EPA METHODS 5030B, 5035 AND 3585
S-SV-021	S-SV-021	GC/MS ANALYSIS BASED ON EPA METHOD 8270D PREPARED BY EPA METHODS 3520C, 3550C AND 3580A
S-SV-012	S-SV-012	GC/ECD ANALYSIS OF EDB AND DBCP BASED ON METHOD 8011 & 504.1
S-IM-022	S-IM-022	INDUCTIVELY COUPLED PLASMA ATOMIC EMISSION SPECTROSCOPY-PECTROMETRIC METHOD for TRACE ELEMENT ANALYSES METHOD 6010C
S-IN-009	S-IN-009	FERROUS IRON (PHENANTHROLINE METHOD) STANDARD METHOD 3500-Fe D
S-IN-042	S-IN-042	NITRATE+NITRITE NITROGEN BY EPA METHOD 353.2, NITRATE NITROGEN BY 353.2 SUBTRACTION, AND NITRITE NITROGEN BY EPA METHOD 353.2
S-IN-010	S-IN-010	INORGANIC ANIONS BY ION CHROMATOGRAPHY EPA METHOD 300.0 and SW-846 9056 and 9056A
S-VO-004	S-VO-004	STANDARD OPERATING PROCEDURE GC ANALYSIS BASED ON METHOD RSKSOP-175
S-IN-030	S-IN-030	TOTAL ORGANIC CARBON (TOC) WALKLEY-BLACK PROCEDURE
S-SV-001	S-SV-001	GC/FID DIESEL RANGE ORGANICS ANALYSIS BASED ON METHOD 8015B and/or 8015C PREPARED BY EPA METHODS 3520C, 3550C and 3580A
MECI SOP 4.3.6	MECI SOP 4.3.6	Sampling Standard operating procedures

Table 8A SOP Abbreviation Key

2. Identify procedures to follow when failures occur, identify the individual responsible for corrective action and appropriate documentation:

Failure	Response	Documented Where?	Individual Responsible
Field meters not working	Attempt to clean probes, recalibrate in the field.	Record on field sheets, notify office staff. Take meters out of rotation until problem identified and corrected.	Field Staff, Field Manager
COC or Sample Receiving issues	Call Client	Sample Receiving Checklist (SRC)	PM – Kelly Maberry kmaberry@shealylab.com
Analytical errors	Corrective Action Form (CAF)	CAF filled out by PM	Lab Director – Daniel J. Wright dwright@shealylab.com
QA/QC Failure	Corrective Action Form (CAF)	CAF filled out by PM	Lab Director –Daniel J. Wright dwright@shealylab.com QA/QC Officer – Jami Savje Jsavje@shealylab.com
On time delivery	Corrective Action Form (CAF)	CAF filled out by PM	Lab Director –Daniel J. Wright dwright@shealylab.com QA/QC Officer – Jami Savje Jsavje@shealylab.com

Table 9A Corrective Action Procedures

3. Identify sample disposal procedures.

Analysis	Matrix	Schedule for disposal	Method for disposal	Comments
BTEX+Naph+MTBE+Oxygenates	Waters/Soils	Six Weeks	Tested for Hazardous Constituents and disposed as Hazardous or non-Hazardous waste.	
PAH's	Waters/Soils	Six Weeks	Tested for Hazardous Constituents and disposed as Hazardous or non-Hazardous waste.	
EDB	Waters/Soils	Six Weeks	Tested for	

			Hazardous Constituents and disposed as Hazardous or non-Hazardous waste.	
Lead	Waters/Soils	Six Weeks	Tested for Hazardous Constituents and disposed as Hazardous or non-Hazardous waste.	
Ferrous Iron	Waters/Soils	Six Weeks	Tested for Hazardous Constituents and disposed as Hazardous or non-Hazardous waste.	
Nitrate,Sulfate	Waters/Soils	Six Weeks	Tested for Hazardous Constituents and disposed as Hazardous or non-Hazardous waste.	
Methane	Waters/Soils	Six Weeks	Tested for Hazardous Constituents and disposed as Hazardous or non-Hazardous waste.	
All	Water	On-Site	Portable Granulated Activated Carbon (GAC) Unit	All waste water produced from sampling and decontamination activities will be run through a GAC unit

Table 10A Sample Disposal Procedures

4. Provide SOPs for the Kerr Method or the Ferrous Iron Method if these are parameters for this study. This can be attached or written here. If attached please note that it is an attachment and where it is located (if applicable).

B5 Quality Control Requirements:

All QC will follow the requirements laid out in Section B5 of the UST Programmatic QAPP.

B6 Field Instrument and Equipment Testing, Inspection and Maintenance

1. Identify all field and laboratory equipment needing periodic maintenance, the schedule for this, and the person responsible. Note the availability and location of spare parts.

Instrument	Serial Number	Type of Maintenance	Frequency	Parts needed/Location	Person responsible
Volatiles Mass Spec	Shealy SOP S-SV-021 Page 7	Change traps, clean ion source, replace filaments	Periodic	Laboratory	MSV Analyst
Semivolatile Mass Specc	Shealy SOP S-SV-021 Page 7	Injection port maintenance, ion source maintenance, column replacement	Periodic	Laboratory	MSSV Analyst
ECD GC	Shealy SOP S-SV-012 Page 5	Injection port maintenance, column replacement	Periodic	Laboratory	GC Analyst
Dionex IC	Shealy SOP S-IN-010 Page 6	Replace auto sampler filter, tubing, line filter, sample Line and Waste Line, as needed. Check Reagent levels, flow rate, waste line.	Periodic	Laboratory	IC Analyst
ICP	Shealy SOP S-IM-005 Page 6 & 7	Clean Sample introduction system , auto sampler, torch, Change spray chamber, torch tubing, tubing	Periodic	Laboratory	ICP Analyst
Leeman Mercury Analyzer	Shealy SOP S-IM-006 Page 5	Clean GLS, Change Pump tubing, Nafion Dryer, Lamp	Periodic	Laboratory	Mercury Analyst
Flow Injection Analysis – Lachat 8000	Shealy SOP S-IN-042 Page 5	Replace sample and reagent lines, replace light source, re-wrap heating coil, replace column	Periodic/As Needed	Laboratory	Nitrate Analyst
YSI 63	09C 101302, 10K 101895, 07M 100905	Replace probe tip	Yearly	Order from YSI	C. Sanders
YSI 63	09C 101302, 10K 101895, 07M 100905	Replace batteries	As Needed	In stock at office	Field Staff
YSI 63	09C 101302, 10K 101895, 07M 100905	General inspection for wear and tear on equipment	Daily	Major fixes will be done out of office	Field Staff
YSI 63	09C 101302,	Check buffer solutions	Weekly	In stock at office	C. Sanders

	10K 101895, 07M 100905	for expiration			
YSI 550A	04L 2026AK, 08B 101407, 04A 0912AI	Replace membrane	4 to 8 weeks	In stock at office	Field Staff
YSI 550A	04L 2026AK, 08B 101407, 04A 0912AI	Replace batteries	As Needed	In stock at office	Field Staff
YSI 550A	04L 2026AK, 08B 101407, 04A 0912AI	General inspection for wear and tear on equipment	Daily	Major fixes will be done out of office	Field Staff
Turbidity Tube	#1, #2, #3	General inspection for wear and tear on equipment, clarity of Secchi Disk	Daily	Tubes will be cleaned/fixed in office	Field Staff

Table 11A Instrument and Equipment Maintenance

2. Identify the testing criteria for each lab or field instrument that is used to ensure the equipment is performing properly. Indicate how deficiencies, if found, will be resolved, re-inspections performed, and effectiveness of corrective action determined and documented. Give the person responsible for this

Instrument/Equipment & Serial Number	Type of Inspection	Requirement	Individual Responsible	Resolution of Deficiencies
Volatiles Mass Spec Shealy SOP S-SV-021 Page 7	Daily calibration check	Method Requirements	MSV Analyst	Recalibration or instrument maintenance
Semi-volatiles Mass Spec Shealy SOP S-SV-021 Page 7	Daily calibration check	Method Requirements	MSSV Analyst	Recalibration or instrument maintenance
ECD GC Shealy SOP S-SV-012 Page 5	Daily calibration check	Method Requirements	GC Analyst	Recalibration or instrument maintenance
Dionex IC Shealy SOP S-IN-010 Page 6	Daily calibration check	Method Requirements	IC Analyst	Recalibration or instrument maintenance
ICP Shealy SOP S-IM-005 Page 6 & 7	Daily calibration check	Method Requirements	ICP Analyst	Recalibration or instrument maintenance
Leeman Mercury Analyzer Shealy SOP S-IM-006 Page 5	Daily calibration check	Method Requirements	Mercury Analyst	Recalibration or instrument maintenance
Flow Injection Analysis – Lachat 8000 Shealy SOP S-IN-042 Page 5	Daily and continuing calibration check	See calibration criteria	Nitrate Analyst	Recalibration or instrument maintenance
YSI 63 - 09C 101302, 10K 101895, 07M 100905	Daily calibration check	See calibration criteria	Field Staff	Recalibrate, general maintenance then recalibrate. Ship off

				for service by manufacturer
YSI 550A - 04L 2026AK, 08B 101407, 04A 0912AI	Daily calibration check	See calibration criteria	Field Staff	Recalibrate, general maintenance then recalibrate. Ship off for service by manufacturer

Table 12A Instrument and Equipment Inspection

B7 Instrument Calibration and Frequency

1. Identify equipment, tools, and instruments for field or lab work that should be calibrated and the frequency.
2. Describe how the calibrations should be performed and documented, indicating test criteria and standards or certified equipment.
3. Identify how deficiencies should be resolved and documented. Identify the person responsible for corrective action.

Instrument	Calibration Procedure	Frequency of Calibration	Acceptance Criteria	Corrective Action (CA)	Person Responsible for CA	SOP Reference*
Volatiles Mass Spec	Minimum of 5 calibration standards for all compounds	When indicated by continuous calibration verification standard	Method Criteria	Detailed in SOP	MSV Analyst	S-VO-002
Semi-volatile Mass Spec	Minimum of 5 calibration standards for all compounds	When indicated by calibration verification standard	Method Criteria	Detailed in SOP	MSSV Analyst	S-SV-021
GC ECD	Minimum of 5 calibration standards for all compounds	When indicated by calibration verification standard	Method Criteria	Detailed in SOP	GC Analyst	S-SV-012
Dionex IC	Minimum of 5 calibration standards for all compounds	When indicated by calibration verification standard	Method Criteria	Detailed in SOP	IC Analyst	S-IN-010
ICP	Minimum of 3 calibration standards for all compounds	When indicated by calibration verification standard	Method Criteria	Detailed in SOP	ICP Analyst	S-IM-022
Cetac Mercury Analyzer	Minimum of 5 calibration standards for all compounds	When indicated by calibration verification standard	Method Criteria	Detailed in SOP	Mercury Analyst	S-IM-006

Instrument	Calibration Procedure	Frequency of Calibration	Acceptance Criteria	Corrective Action (CA)	Person Responsible for CA	SOP Reference*
Lacaht QuickChem 8000	Minimum of 5 calibration standards	Daily or when indicated by calibration verification standard	Method Criteria	Detailed in SOP	Nitrate Analyst	S-IN-042
YSI 63	pH Calibration	Daily	+/- 0.2 pH units	clean/replace probe tip, recalibrate	Field Staff	4.3.6
YSI 63	Conductivity Calibration	As directed by manufacturer	+/- 10 uS	clean/replace probe tip, recalibrate	Field Staff	4.3.6
YSI 550A	DO calibration	Daily	+/- 0.25 mg/l	clean/replace probe tip, recalibrate	Field Staff	4.3.6
YSI 550A	Temperature Calibration	Daily	+/- 1 °C	clean/replace probe tip, recalibrate	Field Staff	4.3.6
Electronic Water Level Indicator	Checked vs. Standard	Monthly	+/- 0.01 foot per 10 foot length	Replace probe tape	Field Staff	***
Oil/Water Interface probe	Checked vs. Standard	Monthly	+/- 0.01 foot per 10 foot length	Replace probe tape	Field Staff	***

Table 13A Instrument Calibration Criteria and Corrective Action

*** This can be a full name of a SOP, an abbreviation, or a number. In the latter two cases, the abbreviation or number must be associated with the full name of the SOP. See also Table 8A SOP Abbreviation Key.**

B8 Inspection/Acceptance Requirements for Supplies and Consumables

1. Identify critical supplies and consumables for field and laboratory, noting supply source, acceptance criteria, and procedures for tracking, storing and retrieving these materials.
2. Identify the individual(s) responsible for this.

Item	Vendor	Acceptance criteria	Handling/Storage Conditions	Person responsible for inspection and tracking.
Laboratory Chemicals	Fisher,VWR	Certificates of analysis and laboratory testing	Laboratory storage	Receiving and laboratory personnel
Laboratory standards	O2Si, Restek, High Purity, VHG, Supelco	Certificates of analysis and laboratory verifications	Vendor specific storage conditions	Laboratory Analysts
Sample Containers	Daniels Scientific, QEC	Certificates of analysis and laboratory testing	Bottle storage area	Sample receiving personnel
Clear, Disposable polyethylene Bailers	Preferred Pump	Individual sleeves intact, ball valve operational	Stored in Vehicle Bay, Off of the ground	C. Sanders, Field Staff
Nylon Rope	Preferred Pump	Covered with plastic	Stored in Vehicle Bay, Off of the ground	C. Sanders, Field Staff

Nitrile Gloves	Preferred Pump	Unopened box, no holes	Stored in Vehicle Bay, Off of the ground	C. Sanders, Field Staff
40 mL HCL preserved amber vials	Shealy Environmental Services	Custody seal intact	Stored in Vehicle Bay, Off of the ground	C. Sanders, Field Staff
250 mL HNO3 preserved metals vials	Shealy Environmental Services	Custody seal intact	Stored in Vehicle Bay, Off of the ground	C. Sanders, Field Staff
Coolers	Shealy Environmental Services	Intact	Stored in Vehicle Bay, Off of the ground	C. Sanders, Field Staff
pH Buffer	TRS Environmental, Enviroequipment	Within expiration date	Stored in calibration room	C. Sanders, Field Staff
Conductivity Standard	TRS Environmental, Enviroequipment	Within expiration date	Stored in calibration room	C. Sanders, Field Staff
DO Membranes	YSI, Enviroequipment	Clean, in box	Stored in calibration room	C. Sanders, Field Staff
Batteries	Any Store	Not previously used	Stored in calibration room	C. Sanders, Field Staff

Table 14A List of Consumables and Acceptance Criteria

B9 Data Acquisition Requirements (Non-Direct Measurements)

1. Identify data sources, for example, computer databases or literature files, or models that should be accessed or used.
2. Describe the intended use of this information and the rationale for their selection, i.e., its relevance to project.
3. Indicate the acceptance criteria for these data sources and/or models.

Data Source	Used for	Justification for use in this project	Comments
Historical Data	Site Maps and Well Construction Information	Well Location and Detail	

Table 15A Non-Direct Measurements

4. Identify key resources/support facilities needed.

There are no non-direct measurements in this project

B10 Data Management

1. Describe the data management scheme from field to final use and storage.

Following sample collection and chain of custody production, samples are shipped to the lab. Field work from the field staff is reviewed by the MECI project manager, and converted into digital form. All data entry is subsequently checked to validate the data entry. The original copies of the field work are stored in MECI files for a minimum of 5 years. Digital copies of the work are stored on the MECI server, which is backed up weekly, and stored for a minimum of 5 years. The digital copy of the field work is presented to SCDHEC with the final report.

2. How does the lab and field staff ensure that no unauthorized changes are made to the chain of custody, sampling notebooks, laboratory notebooks and computer records?

The laboratory maintains comprehensive Quality Control and Training Programs. All sample receipt data, sample log-in, and analytical data is peer reviewed, including review for inappropriate changes. Data management, review procedures and the Quality Systems Program are documented in the laboratory's Quality Manual and Standard Operating Procedures. The Quality Assurance Department oversees adherence to and review of these programs.

All MECI field work is produced using ink-pens. Any attempt to alter field data, after sampling is complete, can be readily identified. MECI keeps a carbon copy of the chain of custody after it is shipped to the lab. This copy is kept with the field work. If any change to the CoC are suspected, this original carbon copy can be use to identify potential changes.

3. How does the lab ensure that there are no errors in samples records including times when sample information is compiled, data calculated and/or transmitted?

Sample data acquisition software is reviewed periodically. The LIMS database is backed up daily and is able to be restored in the event of a system failure. These procedures are documented in laboratory SOP S-AD-003, LIMS. The IT Manager is responsible for these systems and procedures."

4. How will the data be archived once the report is produced? How can it be retrieved? (This applies to both electronic and hard copies).

Laboratory Hardcopy data stored off site is logged, maintained and archived by the Quality Assurance Department. Laboratory Electronic Data Reports are maintained through IT back up under the responsibility of the IT Systems Manager.

MECI keeps all field work and paper copies of reports in its in-house filing system. All paper copies are stored for a minimum of 5 years. Any file can be retrieved easily by going to the correct filing cabinet/box.

All electronic copies of reports generated are kept on the MECI server. This server is backed-up on a weekly basis. Any file stored on the MECI server can be retrieved instantly, by accessing the server. All electronic files are stored for a minimum of 5 years on the server.

Section C Assessment and Oversight

C1 Assessment and Response Actions

1. *The Contractor is supposed to observe field personnel daily during sampling activities to ensure samples are collected and handled properly and report problems to DHEC within 24 hours. . Please state who is responsible for doing this and what observations will be made. Will this person have the authority to stop work if severe problems are seen?*

Field audits can be conducted on any field personnel at any time. MECI field audits can be conducted by the Field Manger, who will be responsible for ensuring that field personnel adhere to the QAPP. If during a random field audit, severe problems are found, work will be stopped by the field manager and the QA officer contacted to determine corrective action. All problems must be corrected prior to any additional work being performed. Should it be requested, an On-site Field Audit can be scheduled with the SCDHEC project manager. If severe problems are identified by the SCDHEC project manager, the project manager can stop the work until the problems are corrected.

2. *The SCDHEC UST QAPP states that the Lab will receive an Offsite Technical System Audit. For this project, what assessments will be done on the Commercial Lab(s) that are being used—other than their certification audit? When or how often are these done? Who will the results be given to and who has the ability to stop work if problems are severe?*

The laboratory participates in annual Proficiency Testing through an approved vendor, Wibby Environmental. If during a random audit, severe problems are found, work will be stopped by the according Wibby Environmental representative and the QA officer contacted to determine corrective action. Proficiency Testing results are provided to the Office of Environmental Laboratory Certification.

C2 Reports to Management

See the SC DHEC UST Programmatic QAPP (UST Master QAPP).

Section D Data Validation and Usability

See the SC DHEC UST Programmatic QAPP (UST Master QAPP).

JOB NO: 318
FILE NAME: CLOUDS
SCALE: 1"=120'
SHEET NO: 1 OF 1

CLIENT: SOUTH CAROLINA DEPT OF HEALTH & ENVIRONMENTAL CONTROL
TITLE: STORM DRAIN SAMPLE LOCATIONS
CLOUD'S CHEVRON/UNIVERSITY MART
UST PERMIT #07684/07777/12362
COLUMBIA, SC

DESIGNED BY:
DRAWN BY: D.C
CHECKED BY:
DATE ISSUED: 10/17/2010

COLOCIAL RESOURCES INC.
2193 Hwy 1 South
Elgin, SC 29045
PH: 803-438-1331
FAX: 803-438-1331

Chain of Custody Record

Shealy Environmental Services, Inc.
106 Vantage Point Drive
West Columbia, South Carolina 29172
Telephone No. (803) 791-9700 Fax No. (803) 791-9111
www.shealylab.com

Number

Client	Report to Contact	Sampler (Printed Name)	Quote No.
Address	Telephone No. / Fax No. / Email	Waybill No.	Page ___ of ___
City / State / Zip Code	Preservative: 1. Unpres. 4. HNO3 7. NaOH; 2. NaOH/ZnA 5. HCL; 3. H2SO4 6. Na Thio.		Number of Containers / Bottle (See Instructions on back) / Preservative / Lot No.
Project Name			
Project Number	P.O Number		

Sample ID / Description (Containers for each sample may be combined on one line)	Date	Time	G=Grab C=Composite	Matrix: GW	DW	WW	S	Other	Analysis											Remarks / Cooler ID

Turn Around Time Required (Prior lab approval required for expedited TA)
☐ Standard ☐ Rush (Please Specify)

Sample Disposal
☐ Return to Client ☐ Disposal by Lab

QC Requirements (Specify)

Possible Hazard Identification
☐Non-Hazard ☐Flammable ☐Skin Irritant ☐Poison ☐Unknown

1. Relinquished by / Sampler	Date	Time	1. Received by	Date	Time
2. Relinquished by	Date	Time	2. Received by	Date	Time
3. Relinquished by	Date	Time	3. Received by	Date	Time
4. Relinquished by	Date	Time	4. Laboratory Received by	Date	Time

Note: All samples are retained for six weeks from receipt unless other arrangements are made.

LAB USE ONLY
Received on Ice (Check) ☐ Yes ☐ No ☐ Ice Pack
Receipt Temp. _____ °C
Temp. Blank ☐ Y / ☐ N

D H E C
PROMOTE PROTECT PROSPER

Underground Storage Tank Management Division
Field Activity Request Form

UST 51 tech DOCKETING

Date of Request: March 19, 2013

Type of Request (Check one):
- ☐ Emergency (<2 Working Days)
- ☐ Specific (1-5 Working Days)
- ☑ Routine (10 Working Days)

Please specify type of work to be completed: Locate MW~~-44,~~ 47, 50, DW-9 (UST #07777); MW-24, 41, 61, 64, 68, 70, DW-3 (~~#~~ 07584)
Check MW-60 and MW-65. Well pads reported damaged. Can MW-60 and MW-65 be gauged or are the well casings destroyed? MW-60 is 14' deep. MW-65 is 35' deep.

Site ID #: 07777 & 07584

Site Name: Clouds Chevron & University Mart

Site Address: 1600 Two Notch & 2367 Taylor, Columbia

County: Richland

Project Manager: Susan Fulmer

Remember to Establish Cost Proposals

Shealy CA#: _____ Shealy PO#: _____

Field Staff Information:

Date Field Activity Completed: J. Price / B. Faller

Completed By: 4/2/13

Date Field Notes Entered into EFIS: 4/2/13

Notes: _____

SCANNED

UST DOCKET 48-T 07777

D H E C
PROMOTE PROTECT PROSPER

Underground Storage Tank Management Division
Field Data Information Sheet – Notes

Site Information

Date: 4/2/13	Site ID #: 07777 & 07584	Site Name: Clouds Chevron University Mart
County: Richland	Project Manager: S. Fulmer	Field Personnel: J. Price, B. Faller

Notes:

MW-47 - could not locate

MW-50 - inside gated, locked, barbed wire fenced area (same for MW-49) 254-5515

DW-9 - located & flagged (same for MW-58)

MW-24 - could not locate; appears MW-24 & RW-1R taken out by fire hydrant line

MW-41 - inside gated off construction area

MW-61 - could not locate

MW-64 - inside gated off construction area; new drive thru/driveway area

MW-68 & MW-69 inside gated off construction area

MW-70 located, already flagged; next to walkway to David H. Swinton Campus Center

DW-3 - located right next to DW-4

MW-60 - missing manhole cover & pad 5.20 SWL; 11.67 TD

MW-65 - bottomed out at 25.3' - filled in with sediment; top of casing broken off

MW-66 - could not locate, new construction?

Signature: Jessica E Price Date: 4/2/13

-UST Field Data Information Sheet – Notes

-Purpose of the form is to record information gathered during a field activity

-DHEC UST Project Managers and Field Staff

-Item-by-item instructions for completing the form:

Fill in all Site Information boxes
Record any applicable notes
Sign and date the form

-Form is scanned and saved electronically; Record Group Number 169, Retention Schedule 10304

D H E C

PROMOTE PROTECT PROSPER

Catherine B. Templeton, Director

Promoting and protecting the health of the public and the environment

UST DOCKETING

APR 09 2013

BRYAN SHANE
MIDLANDS ENVIRONMENTAL CONSULTANTS
PO BOX 854
LEXINGTON SC 29071

Re: **Notice to Proceed-Groundwater Sampling/QAPP Contractor Addendum Approval**
Groundwater Sampling Contract
Solicitation # IFB-5400002759, PO#4600088529
UST Permit # 07584, University Mart, 2367 Taylor St., Columbia, SC
CA # 45306 & 45308
UST Permit # 07777; Clouds Chevron, 1600 Two Notch Rd., Columbia, SC
CA # 45309 & 45310
Richland County

Dear Mr. Shane:

In accordance with bid solicitation # IFB-5400002759 and the UST Management Division Quality Assurance Program Plan (QAPP), the Site-Specific Contractor Addendums have been reviewed and approved. In accordance with the QAPP, a weekly status report of the project should be provided via e-mail. If any quality assurance problems arise, you must contact me within 24 hours via phone or e-mail. In addition, a discussion of the problem(s) encountered, including quality assurance problems, the actions taken, and the results must be included in the final report submitted to the UST Management Division.

Midlands Environmental Consultants, Inc. will perform services at the site on behalf of the sites' responsible parties (RP's); however, payment will be made from the State Underground Petroleum Environmental Response Bank (SUPERB) Account. The sites' RP's have no obligation for payment for this scope of work. Please coordinate access to the facility with the property owners. The Agency grants pre-approval for transportation of virgin petroleum impacted soil and groundwater from the referenced site to a permitted treatment facility. There can be no spillage or leakage in transport. All investigation-derived waste (IDW) must be properly contained and labeled prior to disposal. A copy of the disposal manifest and/or acceptance letter from the receiving facility that clearly designates the quantity received must be included with the final report. The SUPERB Account will not reimburse for transportation or treatment of soil and/or groundwater with concentrations below RBSLs. **Please note the final report is due within 3 weeks from the date the site is sampled. If the site is not sampled by the specified due date or the report is not received in the specified time period, a late fee may be imposed.**

The final report should contain the requirements of Section III.2.15 of the bid solicitation. The final report should be submitted to Debra Thoma, the contract manager.

If you have any site-specific questions, please contact me at (803) 896-6676 or via e-mail at fulmersb@dhec.sc.gov. If you have any contract specific questions, please contact Debra Thoma at (803) 896-6397 or via e-mail at thomadl@dhec.sc.gov.

Sincerely,

Susan B. Fulmer, P.G., Hydrogeologist
Corrective Action Section
UST Management Division
Bureau of Land & Waste Management

enc: Approved QAPP Contractor Addendum Signature Pages
Approved Cost Agreements

cc: Debra Thoma, Corrective Action Section, UST Management Division
Kelly Maberry, Shealy Environmental, 106 Vantage Point Dr., West Columbia, SC, 29172 (w/ ACA)
Technical Files (w/ Approved QAPP)

Approved Cost Agreement 45308

Facility: 07584 UNIVERSITY MART
FULMERSB
PO Number:

Task / Description	Categories	Item Description	Qty / Pct	Unit Price	Amount
11 ANALYSES					
	GW GROUNDWATER	A1 BTEXNM+OXYGS+1,2-DCA+ETH-8260B	43.0000	35.00	1,505.00
		F EDB	43.0000	20.00	860.00
			Total Amount		2,365.00

Approved Cost Agreement 45310

Facility: 07777 CLOUDS CHEVRON
FULMERSB
PO Number:

Task / Description	Categories	Item Description	Qty / Pct	Unit Price	Amount
11 ANALYSES					
	GW GROUNDWATER	A1 BTEXNM+OXYGS+1,2-DCA+ETH-8260B	46.0000	35.00	1,610.00
		F EDB	46.0000	20.00	920.00
			Total Amount		2,530.00

Approved Cost Agreement 45309

Facility: 07777 CLOUDS CHEVRON
FULMERSB
PO Number:

Task / Description	Categories	Item	Description	Qty / Pct	Unit Price	Amount
04 MOB/DEMOB						
		B	PERSONNEL	4.0000	100.00	400.00
10 SAMPLE COLLECTION						
		A	GROUND WATER	40.0000	4.50	180.00
		C	WATER SUPPLY	1.0000	2.00	2.00
		H	FIELD BLANK	1.0000	2.00	2.00
17 DISPOSAL						
		A	WASTEWATER	500.0000	0.10	50.00
18 MISCELLANEOUS						
			QAPP PREP	1.0000	0.00	0.00
25 WELL REPAIR						
		F	REPLACE WELL COVER BOLTS	90.0000	10.00	900.00
		G	REPLACE LOCKING WELL CAP & LOC	3.0000	17.00	51.00
				Total Amount		1,585.00

Approved Cost Agreement 45306

Facility: 07584 UNIVERSITY MART
FULMERSB
PO Number:

Task / Description	Categories	Item	Description	Qty / Pct	Unit Price	Amount
04 MOB/DEMOB						
		B	PERSONNEL	3.0000	100.00	300.00
10 SAMPLE COLLECTION						
		A	GROUND WATER	39.0000	4.50	175.50
		H	FIELD BLANK	1.0000	2.00	2.00
17 DISPOSAL						
		A	WASTEWATER	500.0000	0.10	50.00
18 MISCELLANEOUS						
			QAPP PREP	1.0000	0.00	0.00
25 WELL REPAIR						
		F	REPLACE WELL COVER BOLTS	66.0000	10.00	660.00
				Total Amount		1,187.50

Section A: Project Management

A1 Title and Approval Page

Quality Assurance Project Plan
Addendum to the SC DHEC UST Programmatic QAPP
For

Clouds Chevron, SCDHEC Site ID# 07777

1600 Two Notch Road, Columbia, South Carolina

Prepared by:
Courtney M. Sanders
Staff Biologist
Midlands Environmental Consultants, Inc.
(Certified Site Rehabilitation Contractor UCC-0009)
235-B Dooley Road
Lexington, SC 29073
(803)808-2043

Date: March 1, 2013

Approvals

Susan Fulmer, P.G. SC DHEC Project Manager	Signature	Date 3/19/13
Courtney M. Sanders Contractor QA Manager	Signature	Date 3-4-13
Jeff L. Coleman Site Rehabilitation Contractor	Signature	Date 3/4/13
Daniel J. Wright Laboratory Director	Signature	Date 03/01/2013

Section A: Project Management

A1 Title and Approval Page

Quality Assurance Project Plan
Addendum to the SC DHEC UST Programmatic QAPP
For

University Mart, SCDHEC Site ID# 07584

2367 Taylor Street, Columbia, South Carolina

Prepared by:
Courtney M. Sanders
Staff Biologist
Midlands Environmental Consultants, Inc.
(Certified Site Rehabilitation Contractor UCC-0009)
235-B Dooley Road
Lexington, SC 29073
(803)808-2043

Date: March 1, 2013

Approvals

Susan Fulmer, P.G. SC DHEC Project Manager	Signature	Date 3/19/13
Courtney M. Sanders Contractor QA Manager	Signature	Date 3.4.13
Jeff L. Coleman Site Rehabilitation Contractor	Signature	Date 3/4/13
Daniel J. Wright Laboratory Director	Signature	Date 03/01/2013

****
*** TX REPORT ***
****

TRANSMISSION OK

TX/RX NO	2152
DESTINATION TEL #	917045881159
DESTINATION ID	
ST. TIME	04/11 13:52
TIME USE	00'51
PAGES SENT	2
RESULT	OK

D H E C

PROMOTE PROTECT PROSPER

Catherine B. Templeton, Director

Promoting and protecting the health of the public and the environment

Fax Message

Date: 4-11-13

Number of pages including cover sheet: 2

Please deliver this fax message

To:

Name: Roxanne Grace

Organization/Department: International Fidelity Ins. Co.

Fax: 704-588-1159

Phone:

From:

Name: Lee Monts

Region/Bureau/Division/Section: SCDHEC - UST Division

Fax: 803 896-6245

Phone: 803 896-6241

Subject/Comments:

IFIC
Suretyship
since 1904

UST
DEC 0 4 2012
PROGRAM

GENERAL FORM STATUS INQUIRY

Date: 10/18/2012
Bond # MAIFSU-0394044

Susan Fulmer
Hydrogeologist, UST Program
South Carolina Department of Health &
Environmental Control
2600 Bull Street
Columbia, SC 29201-1708

Second Request: 12/03/2012

PRINCIPAL: Palmetto Environmental Group, Inc.
P.O. Box 427
Elgin, SC 29045

DESCRIPTION OF CONTRACT: Corrective Action at Site #07584/07777/12352 per Purchase Order No. 632354

OBLIGEE: S.C. Department of Health & Environmental Control

CONTRACT PRICE:$619,500.00 BOND AMT:$309,750.00 EFF.DATE: 05/30/2006

Without prejudicing your right or affecting our liability under our bond described above, we would appreciate such of the following information as is now available.

Very truly yours,
Roxanne Grace, Underwriter Assistant
INTERNATIONAL FIDELTIY INSURANCE COMPANY

1. **IF CONTRACT COMPLETED, PLEASE STATE:**
   Approximate date of completion of work (or final delivery): See below

   Approximate acceptance date: _____

   Final Contract Price $_____

2. **IF CONTRACT UNCOMPLETED, PLEASE STATE:**
   Please state approximate percentage or dollar amount of contract completed thus far:_____

3. **Do you know of any unpaid bills for labor or materials?** (check) _____ NO _____ YES
   (if yes, please explain in 4 below)

4. **Remarks**: (if any) Contractor was decertified by the Agency on September 20, 2012

Printed Name Lee A. Monts

Signature Lee A. Monts

Date 4-11-13

Title Manager

Please return this inquiry to address or fax listed below, Thank you!

International Fidelity Insurance Company 3800 Arco Corporate Drive, Suite 325 • Charlotte, NC 28273
704-588-0251 • Fax: 704-588-1159 • Toll Free: 800-355-3853 • www.ific.com

Midlands Environmental Consultants, Inc.

May 20, 2013





Ms. Debra Thoma, Hydrogeologist
Corrective Action Section
Underground Storage Tank Program
Bureau of Land and Waste Management
South Carolina Department of Health
and Environmental Control
2600 Bull Street
Columbia, South Carolina 29201

Subject: Report of Groundwater Sampling
University Mart
2367 Taylor Street
Columbia, South Carolina
SCDHEC Site ID Number 07584; CA # 45306
MECI Project Number 13-4350
Certified Site Rehabilitation Contractor UCC-0009

Dear Ms. Thoma,

Midlands Environmental Consultants Inc. (MECI) is pleased to submit the attached Report of Groundwater Sampling for the referenced site. This report describes site activities conducted at the site in general accordance with South Carolina Department of Health and Environmental Control's (SCDHEC) Quality Assurance Program Plan for the Underground Storage Tank Management Division (QAPP).

PROJECT INFORMATION

The subject site (University Mart) is located at 2367 Taylor Street, Columbia, Richland County, South Carolina. The subject site formally maintained three 10,000 gallon gasoline underground storage tanks (UST's). One 10,000 gallon gasoline UST was abandoned by removal from ground in June of 1998. The remaining two 10,000 gallon gasoline UST's were abandoned by removal from ground in March of 1999. The South Carolina Department of Health and Environmental Control (SCDHEC) reported three releases of petroleum product from the subject tanks. The first release was reported and confirmed in January of 1991. The second release was reported in April of 1998 and confirmed in May of 1998. The third release was reported and confirmed in April of 1999; the third release was issued a 'Conditional No Further Action' in May of 1999. The site is currently ranked a Class ID.

The above information is based on reports and correspondence obtained from MECI field notes and SCDHEC files.

Post Office Box 854, Lexington SC 29071 • 235-B Dooley Road, Lexington, SC 29073
Telephone: (803) 808-2043 • fax: (803) 808-2048

MONITORING WELL SAMPLING AND CHEMICAL ANALYSIS

On May 10, 2013, MECI personnel collected twenty-seven (27) monitoring well samples at the subject site. Six (6) monitoring wells were gauged during the subject sampling event. Two (2) monitoring wells (MW-20 and MW-65) were gauged dry and four (4) monitoring wells (MW-18, MW-19, MW-23, and PW-1R) contained free phase petroleum product. Eight (8) monitoring wells (MW-21, MW-24, MW-61, MW-64, MW-66, MW-68, MW-69, and RW-1R) were unable to be located during the May 10, 2013 sampling event. Additionally, MECI personnel was unable to sample MW-26, due to a car being parked on top of the well. MECI made several attempts on May 9 and 10, 2013 to locate the owner, however these attempts failed. MECI personnel utilized an electronic water level indicator for water level measurements and an oil/water interface probe for free phase petroleum product level measurements. Based on a request by SCDHEC personnel, all wells were to be purged prior to sampling. Twenty-seven (20) monitoring wells were purged prior to sample collection. Purging was completed by bailing at least five well volumes of water from the well, until pH, conductivity, dissolved oxygen stabilized to within 10%, or all water was evacuated from the well, whichever occurred first. Sampling/purging was completed utilizing a prepackaged, clear, disposable polyethylene bailer and nylon rope. A new set of nitrile gloves were worn at each monitoring well, and at all time samples were handled. Field measurements of pH, conductivity, dissolved oxygen, water temperature, and turbidity were obtained before well sampling process. MECI utilized YSI550A meter for DO (mg/L) and temperature readings (°C), YSI63 meters for pH and conductivity (uS) readings and a MicroTPI/TPW turbidimeter for turbidity readings (NTU). The attached Field Data Information Sheets presents the results of the field measurements obtained. The wells were sampled in accordance with SCDHEC's Quality Assurance Program Plan for the Underground Storage Tank Management Division (QAPP, Dated June 2011) and MECI's Standard Operating Procedures (MECI SOP, Dated August, 2011).

Groundwater samples obtained were sent to Shealy Environmental Services, Inc. of West Columbia, SC (SCDHEC Laboratory Certification #32010) for analysis.

The following sampling matrix contains well development and requested analyses for each well:

Monitoring Well	Purge	No Purge	Gauge Only	Not Located	BTEX, Naphthalene, MTBE (EPA Method 8260-B)	EDB (EPA Method 8011)	1,2 DCA (EPA Method 8260-B)	8 Oxygenates (EPA Method 8260-B)	Total Lead (EPA Method 6010)	Sulfate (EPA Method 375.2)	Nitrate (EPA Method 335.2)	Methane (RSK Method)	PAH's (EPA Method 8270)	Ferrous Iron (Field Test)
					Analyte Sampled									
MW-18			X											
MW-19			X											
MW-20			X											
MW-21				X										
MW-22	X				X	X	X	X						
MW-23			X											
MW-24				X										
MW-25	X				X	X	X	X						
MW-26				X										
MW-27	X				X	X	X	X						
MW-28	X				X	X	X	X						

Notes: BTEX = benzene, toluene, ethylbenzene, & total xylenes MTBE=methyl tertiary butyl ether 1,2 DCA = 1,2 dicloroethane
PAH = polycyclic aromatic hydrocarbons

Monitoring Well	Purge	No Purge	Gauge Only	Not Located	BTEX, Naphthalene, MTBE (EPA Method 8260-B)	EDB (EPA Method 8011)	1,2 DCA (EPA Method 8260-B)	8 Oxygenates (EPA Method 8260-B)	Total Lead (EPA Method 6010)	Sulfate (EPA Method 375.2)	Nitrate (EPA Method 335.2)	Methane (RSK Method)	PAH's (EPA Method 8270)	Ferrous Iron (Field Test)
					Analyte Sampled									
MW-29	X				X	X	X	X						
MW-30	X				X	X	X	X						
MW-31	X				X	X	X	X						
MW-32	X				X	X	X	X						
MW-33	X				X	X	X	X						
MW-34	X				X	X	X	X						
MW-35	X				X	X	X	X						
MW-36	X				X	X	X	X						
MW-37	X				X	X	X	X						
MW-38	X				X	X	X	X						
MW-39	X				X	X	X	X						
MW-40	X				X	X	X	X						
MW-41	X				X	X	X	X						
MW-42	X				X	X	X	X						
MW-61				X										
MW-62	X				X	X	X	X						
MW-63	X				X	X	X	X						
MW-64				X										
MW-65			X											
MW-66				X										
MW-67	X				X	X	X	X						
MW-68				X										
MW-69				X										
MW-70	X				X	X	X	X						
MW-5aR	X				X	X	X	X						
PW-1R			X											
RW-1R				X										
DW-3	X				X	X	X	X						
DW-4	X				X	X	X	X						
DW-5	X				X	X	X	X						
DW-6	X				X	X	X	X						
MW-22 Dup.					X	X	X	X						
MW-25 Dup.					X	X	X	X						
Field Blank					X	X	X	X						
Trip Blank					X		X	X						

Notes: BTEX = benzene, toluene, ethylbenzene, & total xylenes MTBE=methyl tertiary butyl ether 1,2 DCA = 1,2 dicloroethane PAH = polycyclic aromatic hydrocarbons

Purge water produced by the purging process was treated on-site utilizing a granular activated carbon unit. A total of 69.0 gallons of purge water was disposed of in this manner. A disposal manifest for the referenced purge water is attached at the end of this report.

Please feel free to contact us at 803-808-2043 if you have any immediate questions or comments.

Sincerely,
Midlands Environmental Consultants, Inc.

Chris G. Lashley
Staff Biologist

Courtney M. Sanders
Project Biologist

Attachments:

Contractor Checklist

Item#	Item	Yes	No	N/A
1	Is Facility Name, Permit #, and address provided?	X		
2	Is UST Owner/Operator name, address, & phone number provided?			X
3	Is name, address, & phone number of current property owner provided?			X
4	Is the DHEC Certified UST Site Rehabilitation Contractor's Name, Address, telephone number, and certification number provided?	X		
5	Is the name, address, telephone number, and certification number of the well driller that installed borings/monitoring wells provided?			X
6	Is the name, address, telephone number, and certification number of the certified laboratory(ies) performing analytical analyses provided?	X		
7	Has the facility history been summarized?	X		
8	Has the regional geology and hydrogeology been described?			X
9	Are the receptor survey results provided as required?			X
10	Has current use of the site and adjacent land been described?			X
11	Has the site-specific geology and hydrogeology been described?			X
12	Has the primary soil type been described?			X
13	Have field screening results been described?			X
14	Has a description of the soil sample collection and preservation been detailed?			X
15	Has the field screening methodology and procedure been detailed?			X
16	Has the monitoring well installation and development dates been provided?			X
17	Has the method of well development been detailed?			X
18	Has justification been provided for the locations of the monitoring wells?			X
19	Have the monitoring wells been labeled in accordance with the UST QAPP guidelines?			X
20	Has the groundwater sampling methodology been detailed? See MECI SOP	X		
21	Have the groundwater sampling dates and groundwater measurements been provided? See attached Site Activity Summary Sheet	X		
22	Has the purging methodology been detailed? See MECI SOP	X		
23	Has the volume of water purged from each well been provided along with measurements to verify that purging is complete? See attached Field Data Information Sheets	X		
24	If free-product is present, has the thickness been provided? See attached Site Activity Summary Sheets	X		
25	Does the report include a brief discussion of the assessment done and the results?			X
26	Does the report include a brief discussion of the aquifer evaluation and results?			X
27	Does the report include a brief discussion of the fate & transport models used?			X

Item#	Item	Yes	No	N/A
28	Are the site-conceptual model tables included? (Tier 1 Risk Evaluation)			X
29	Have the exposure pathways been analyzed? (Tier 2 Risk Evaluation)			X
30	Have the SSTLs for each compound and pathway been calculated? (Tier 2 Risk Evaluation)			X
31	Have recommendations for further action been provided and explained?			X
32	Has the soil analytical data for the site been provided in tabular format? (Table 1)			X
33	Has the potentiometric data for the site been provided in tabular format? (Table 2)			X
34	Has the current and historical laboratory data been provided in tabular format?			X
35	Have the aquifer characteristics been provided and summarized on the appropriate form?			X
36	Have the Site conceptual model tables been included? (Tier 1 Risk Evaluation)			X
37	Has the topographic map been provided with all required elements? (Figure 1)	X		
38	Has the site base map been provided with all required elements? (Figure 2)	X		
39	Have the CoC site maps been provided? (Figure 3 & Figure 4)			X
40	Has the site potentiometric map been provided? (Figure 5)			X
41	Have the geologic cross-sections been provided? (Figure 6)			X
42	Have maps showing the predicted migration of the CoCs through time been provided? (Tier 2 Risk Evaluation)			X
43	Has the site survey been provided and include all necessary elements? (Appendix A)			X
44	Have the sampling logs, chain of custody forms, and the analytical data package been included with all required elements? (Appendix B)	X		
45	Is the laboratory performing the analyses properly certified?	X		
46	Has the tax map been included with all necessary elements? (Appendix C)			X
47	Have the soil boring/field screening logs been provided? (Appendix D)			X
48	Have the well completion logs and SCDHEC Form 1903 been provided? (Appendix E)			X
49	Have the aquifer evaluation forms, data, graphs, equations, etc. been provided? (Appendix F)			X
50	Have the disposal manifests been provided? See attached	X		
51	Has a copy of the local zoning regulations been provided? (Appendix H)			X
52	Has all fate and transport modeling been provided? (Appendix I)			X
53	Have copies of all access agreements obtained by the contractor been provided? (Appendix J)			X
54	Has a copy of this form been attached to the final report and are explanations for any missing or incomplete data been provided?	X		

Site Activity Summary

UST Permit #: 07584
Facility Name: University Mart
County: Richland
Field Personnel: Kyle Pudney, Chris Lashley, Gavin Globensky, Patrick Boylan

Midlands Environmental Consultants, Inc.
235-B Dooley Road, Lexington, SC 29073
(803) 808-2043 Fax: 808-2048

Sample ID	Sampled?	Date	Time	Screened Interval	Depth to Product (ft)	Depth to Water (ft)	Product Thickness (ft)	Initial Dissolved Oxygen (mg/l)	# Gals. Purged	Comments
MW-18	N	5/10/13	PROD	20-30	26.71	26.75	0.04	PROD	PROD	Product Gauged, 2 Bolts Added
MW-19	N	5/10/13	PROD	20-30	25.80	25.92	0.12	PROD	PROD	Product Gauged, 2 Bolts Added
MW-20	N	5/10/13	DRY	15-25	DRY	DRY	DRY	DRY	DRY	Well Gauged Dry, TD: 24.59', 2 Bolts Added
MW-21	N	5/10/13	NL	15-25	NL	NL	NL	NL	NL	Not Located
MW-22	Y	5/10/13	11:00	20-30	***	25.90	***	Sheen	0.50	Odor, Sheen, 2 Bolts Added
MW-23	N	5/10/13	PROD	20-30	26.05	26.11	0.06	PROD	PROD	Product Gauged, 3 Bolts Added
MW-24	N	5/10/13	NL	20-30	NL	NL	NL	NL	NL	Not Located
MW-25	Y	5/10/13	10:30	TD: 25.60	***	22.25	***	Sheen	0.50	Odor, Sheen, 2 Bolts Added
MW-26	N	5/10/13	NS	Unknown	NS	NS	NS	NS	NS	Under Parked Car, Not Sampled
MW-27	Y	5/10/13	9:50	15-30	***	16.70	***	3.73	5.00	No Odor, 2 Bolts Added
MW-28	Y	5/10/13	10:02	15-30	***	18.60	***	1.12	1.00	No Odor, 3 Bolts Added
MW-29	Y	5/10/13	10:13	15-30	***	19.00	***	2.74	1.50	No Odor, 3 Bolts Added
MW-30	Y	5/10/13	13:36	15-30	***	23.44	***	Sheen	1.00	Odor, Sheen
MW-31	Y	5/10/13	12:30	20-35	***	27.20	***	1.10	1.50	Odor, 2 Bolts Added
MW-32	Y	5/10/13	13:46	15-30	***	23.90	***	1.09	0.25	Slight Odor
									11.25	**TOTAL GALLONS PURGED**

Site Activity Summary

UST Permit #: 07584
Facility Name: University Mart
County: Richland
Field Personnel: Kyle Pudney, Chris Lashley, Gavin Globensky, Patrick Boylan

Midlands Environmental Consultants, Inc.
235-B Dooley Road, Lexington, SC 29073
(803) 808-2043 fax: 808-2048

Sample ID	Sampled?	Date	Time	Screened Interval	Depth to Product (ft)	Depth to Water (ft)	Product Thickness (ft)	Initial Dissolved Oxygen (mg/l)	# Gals. Purged	Comments
MW-33	Y	5/10/13	13:36	20-35	***	25.70	***	0.72	1.00	Odor, Sheen, 3 Bolts Added
MW-34	Y	5/10/13	13:23	20-35	***	26.56	***	1.54	1.50	Odor, 3 Bolts Added
MW-35	Y	5/10/13	12:53	20-35	***	25.73	***	0.91	1.50	Odor, 2 Bolts Added, Well Cap Added
MW-36	Y	5/10/13	13:43	20-35	***	25.50	***	0.78	1.50	Odor, 3 Bolts Added
MW-37	Y	5/10/13	12:36	20-35	***	25.85	***	0.61	1.50	Odor
MW-38	Y	5/10/13	11:07	20-35	***	27.24	***	4.69	0.50	No Odor, 3 Bolts Added
MW-39	Y	5/10/13	12:05	20-35	***	28.15	***	0.85	1.50	Slight Odor, 1 Bolt Added
MW-40	Y	5/10/13	11:58	20-35	***	27.89	***	0.84	1.50	Odor, Sheen, 2 Bolts Added
MW-41	Y	5/10/13	11:49	20-35	***	27.89	***	1.02	1.50	Odor, 3 Bolts Added
MW-42	Y	5/10/13	14:04	20-35	***	28.00	***	1.46	1.00	Odor
MW-61	N	5/10/13	NL	20-35	NL	NL	NL	NL	NL	Not Located
MW-62	Y	5/10/13	10:52	20-35	***	25.45	***	1.63	1.00	No Odor, 3 Bolts Added
MW-63	Y	5/10/13	10:08	20-35	***	25.72	***	2.40	2.00	No Odor
MW-64	N	5/10/13	NL	20-35	NL	NL	NL	NL	NL	Not Located, Possibly Destroyed/Paved Over
MW-65	N	5/10/13	DRY	20-35	DRY	DRY	DRY	DRY	DRY	Well Gauged Dry, TD: 25.15, 1 Bolt Added
									16.00	**TOTAL GALLONS PURGED**

Site Activity Summary

UST Permit #: 07584
Facility Name: University Mart
County: Richland
Field Personnel: Kyle Pudney, Chris Lashley, Gavin Globensky, Patrick Boylan

Midlands Environmental Consultants, Inc.
235-B Dooley Road, Lexington, SC 29073
(803) 808-2043 fax: 808-2048

Sample ID	Sampled?	Date	Time	Screened Interval	Depth to Product (ft)	Depth to Water (ft)	Product Thickness (ft)	Initial Dissolved Oxygen (mg/l)	# Gals. Purged	Comments
MW-66	N	5/10/13	NL	20-35	NL	NL	NL	NL	NL	Not Located
MW-67	Y	5/10/13	11:41	20-35	***	28.07	***	4.69	1.00	No Odor
MW-68	N	5/10/13	NL	20-35	NL	NL	NL	NL	NL	Not Located
MW-69	N	5/10/13	NL	20-35	NL	NL	NL	NL	NL	Not Located
MW-70	Y	5/10/13	10:32	20-35	***	26.80	***	4.09	0.50	No Odor, Insufficient water for additional field readings, 2 Bolts Added
MW-5aR	Y	5/10/13	11:15	18-28	***	23.45	***	0.14	0.25	Odor, Insufficient water for additional field readings
PW-1R	N	5/10/13	PROD	45-50	25.17	25.20	0.03	PROD	PROD	Product Gauged
RW-1R	N	5/10/13	NL	9-29	NL	NL	NL	NL	NL	Not Located
DW-3	Y	5/10/13	12:55	47-52	***	25.24	***	0.36	17.00	Odor
DW-4	Y	5/10/13	12:20	105-110	***	0.10	***	0.38	18.00	Slight Odor
DW-5	Y	5/10/13	13:01	65-70	***	45.76	***	0.95	4.00	No Odor
DW-6	Y	5/10/13	12:17	65-70	***	47.36	***	4.22	1.00	No Odor
MW-22 Dup.	Y	5/10/13	11:00	20-30	***	25.90	***	Sheen	***	Duplicate Sample
MW-25 Dup.	Y	5/10/13	10:30	TD: 25.60	***	22.25	***	Sheen	***	Duplicate Sample
Field Blank	Y	5/10/13	14:10	***	***	***	***	***	***	Field Blank
									41.75	**TOTAL GALLONS PURGED**

Site Activity Summary

UST Permit #: 07584
Facility Name: University Mart
County: Richland
Field Personnel: Kyle Pudney, Chris Lashley, Gavin Globensky, Patrick Boylan

Midlands Environmental Consultants, Inc.
235-B Dooley Road, Lexington, SC 29073
(803) 808-2043 fax: 808-2048

Sample ID	Sampled?	Date	Time	Screened Interval	Depth to Product (ft)	Depth to Water (ft)	Product Thickness (ft)	Initial Dissolved Oxygen (mg/l)	# Gals. Purged	Comments
Trip Blank	Y	5/10/13	14:11	***	***	***	***	***	***	Laboratory Prepared Trip Blank
									0.00	TOTAL GALLONS PURGED

South Carolina Department of Health and Environmental Control
Bureau of Land and Waste Management Underground Storage Tank Program

Field Data Information Sheet for Groundwater Sampling

Date (mm/dd/yy): 5/10/2013

Field Personnel: C.Lashley, G.Globensky, K. Pudney, P. Boylan

General Weather Conditions: Sunny

Ambient Air Temperature: 15.0 °C

Quality Assurance

pH/Conductivity Meter		**DO Meter**	
YSI 63		**YSI 550A**	
09C 101302	X	04L 2026AK	X
10K 101895		08B 101895	
07M 100905		04A 0912AI	
Calibration Buffer:	4, 7, & 10		

Chain of Custody

Relinquished by	Date/Time	Received by	Date/Time

Facility Name: University Mart

Site ID#: 07584 **Monitoring Well #** MW-22

Water Supply Well **Public** _____ **Private** _____

Monitoring Well Diameter (D): 2 inches

Conversion Factor (C): 3.14 x $(D/2)^2$ for a 2 inch well C=0.163
for a 4 inch well C=0.652

* Free Product Thickness:				feet
Depth to Free Product (DFP)				feet
Depth to Ground Water (DGW)	25.90			feet
Total Well Depth (TWD)	30			feet
Length of the water column (LWC=TWD-DGW)			4.1	feet
1 casing volume (CV=LWC X C)=	____ X	0.163	0.67	gallons
5 casing volume (5 X CV)=		5	3.34	gallons

Total Volume of Water Purged Before Sampling 0.5 gals.

*If free product is present over 1/8 inch, sampling will not be required.

Cumulative Volume Purged (gallons)	Inital	1st Vol	2nd Vol	3rd Vol	4th Vol	5th Vol	Post Sampling	
Time (military)	10:56	11:00						
pH (s.u.)	Sheen	Sheen						
Specific Conductivity (µmhos/cm)	Sheen	Sheen						
Water Temperature (°C)	Sheen	Sheen						
Dissolved Oxygen	Sheen	Sheen						
Turbidity (NTU)	Sheen	Sheen						
PID readings, if required								

Remarks: Sample Time: 11:00 **Dry @ 0.5 gallons**

Duplicate Sample Collected

South Carolina Department of Health and Environmental Control
Bureau of Land and Waste Management Underground Storage Tank Program

Field Data Information Sheet for Groundwater Sampling

Date (mm/dd/yy): 5/10/2013

Field Personnel: C.Lashley, G.Globensky, K. Pudney, P. Boylan

General Weather Conditions: Sunny

Ambient Air Temperature: 15.0 °C

Quality Assurance

pH/Conductivity Meter		**DO Meter**	
YSI 63		**YSI 550A**	
09C 101302	X	04L 2026AK	X
10K 101895		08B 101895	
07M 100905		04A 0912AI	
Calibration Buffer:	4, 7, & 10		

Chain of Custody

Relinquished by	Date/Time	Received by	Date/Time

Facility Name: University Mart

Site ID#: 07584 **Monitoring Well #** MW-25

Water Supply Well **Public** _____ **Private** _____

Monitoring Well Diameter (D): 2 inches

Conversion Factor (C): 3.14 x $(D/2)^2$ for a 2 inch well C=0.163
for a 4 inch well C=0.652

* Free Product Thickness:				feet
Depth to Free Product (DFP)				feet
Depth to Ground Water (DGW)	22.25			feet
Total Well Depth (TWD)	25.6			feet
Length of the water column (LWC=TWD-DGW)			3.35	feet
1 casing volume (CV=LWC X C)= ____ X		0.163	0.55	gallons
5 casing volume (5 X CV)=		5	2.73	gallons

Total Volume of Water Purged Before Sampling 0.5 gals.

*If free product is present over 1/8 inch, sampling will not be required.

Cumulative Volume Purged (gallons)	Inital	1st Vol	2nd Vol	3rd Vol	4th Vol	5th Vol	Post Sampling	
Time (military)	10:27	10:30						
pH (s.u.)	Sheen	Sheen						
Specific Conductivity (µmhos/cm)	Sheen	Sheen						
Water Temperature (°C)	Sheen	Sheen						
Dissolved Oxygen	Sheen	Sheen						
Turbidity (NTU)	Sheen	Sheen						
PID readings, if required								

Remarks: Sample Time: 10:30 **Dry @ 0.5 gallons**

Duplicate Sample Collected

South Carolina Department of Health and Environmental Control
Bureau of Land and Waste Management Underground Storage Tank Program

Field Data Information Sheet for Groundwater Sampling

Date (mm/dd/yy): 5/10/2013
Field Personnel: C.Lashley, G.Globensky, K. Pudney, P. Boylan
General Weather Conditions: Sunny

Ambient Air Temperature: 15.0 °C

Quality Assurance

pH/Conductivity Meter		**DO Meter**	
YSI 63		**YSI 550A**	
09C 101302	X	04L 2026AK	X
10K 101895		08B 101895	
07M 100905		04A 0912AI	
Calibration Buffer:	4, 7, & 10		

Chain of Custody

Relinquished by	Date/Time	Received by	Date/Time

Facility Name: University Mart
Site ID#: 07584 **Monitoring Well #** MW-27
Water Supply Well **Public** _____ **Private** _____

Monitoring Well Diameter (D): 2 inches

Conversion Factor (C): 3.14 x $(D/2)^2$ for a 2 inch well C=0.163
for a 4 inch well C=0.652

* Free Product Thickness:				feet
Depth to Free Product (DFP)				feet
Depth to Ground Water (DGW)	16.70			feet
Total Well Depth (TWD)	30			feet
Length of the water column (LWC=TWD-DGW)			13.3	feet
1 casing volume (CV=LWC X C)= ____ X		0.163	2.17	gallons
5 casing volume (5 X CV)=		5	10.84	gallons

Total Volume of Water Purged Before Sampling 5 gals.
*If free product is present over 1/8 inch, sampling will not be required.

Cumulative Volume Purged (gallons)	Inital	1st Vol	2nd Vol	3rd Vol	4th Vol	5th Vol	Post Sampling	
Time (military)	9:45	9:47	9:49					
pH (s.u.)	5.63	5.29	4.86					
Specific Conductivity (µmhos/cm)	87.3	88.5	86.8					
Water Temperature (°C)	21.5	21.1	21.3					
Dissolved Oxygen	3.73	3.30	3.07					
Turbidity (NTU)	8.04	730.0	787.20					
PID readings, if required								

Remarks: Sample Time: 9:50 **Dry @ 5.0 gallons**

South Carolina Department of Health and Environmental Control
Bureau of Land and Waste Management Underground Storage Tank Program

Field Data Information Sheet for Groundwater Sampling

Date (mm/dd/yy): 5/10/2013

Field Personnel: C.Lashley, G.Globensky, K. Pudney, P. Boylan

General Weather Conditions: Sunny

Ambient Air Temperature: 15.0 °C

Quality Assurance

pH/Conductivity Meter		**DO Meter**	
YSI 63		**YSI 550A**	
09C 101302	X	04L 2026AK	X
10K 101895		08B 101895	
07M 100905		04A 0912AI	
Calibration Buffer:	4, 7, & 10		

Chain of Custody

Relinquished by	Date/Time	Received by	Date/Time

Facility Name: University Mart

Site ID#: 07584 **Monitoring Well #** MW-28

Water Supply Well **Public** _____ **Private** _____

Monitoring Well Diameter (D): 2 inches

Conversion Factor (C): 3.14 x $(D/2)^2$ for a 2 inch well C=0.163
for a 4 inch well C=0.652

* Free Product Thickness:				feet
Depth to Free Product (DFP)				feet
Depth to Ground Water (DGW)	18.60			feet
Total Well Depth (TWD)	30			feet
Length of the water column (LWC=TWD-DGW)			11.4	feet
1 casing volume (CV=LWC X C)= ____ X		0.163	1.86	gallons
5 casing volume (5 X CV)=		5	9.29	gallons

Total Volume of Water Purged Before Sampling 1 gals.

*If free product is present over 1/8 inch, sampling will not be required.

Cumulative Volume Purged (gallons)	Inital	1st Vol	2nd Vol	3rd Vol	4th Vol	5th Vol	Post Sampling	
Time (military)	10:00	10:02						
pH (s.u.)	5.35	5.22						
Specific Conductivity (µmhos/cm)	88.5	87.1						
Water Temperature (°C)	19.7	19.3						
Dissolved Oxygen	1.12	1.76						
Turbidity (NTU)	835.90	698.40						
PID readings, if required								

Remarks: Sample Time: 10:02 **Dry @ 1.0 gallons**

South Carolina Department of Health and Environmental Control
Bureau of Land and Waste Management Underground Storage Tank Program

Field Data Information Sheet for Groundwater Sampling

Date (mm/dd/yy): 5/10/2013

Field Personnel: C.Lashley, G.Globensky, K. Pudney, P. Boylan

General Weather Conditions: Sunny

Ambient Air Temperature: 15.0 °C

Quality Assurance

pH/Conductivity Meter		**DO Meter**	
YSI 63		**YSI 550A**	
09C 101302	X	04L 2026AK	X
10K 101895		08B 101895	
07M 100905		04A 0912AI	
Calibration Buffer:	4, 7, & 10		

Chain of Custody

Relinquished by	Date/Time	Received by	Date/Time

Facility Name: University Mart

Site ID#: 07584 **Monitoring Well #** MW-29

Water Supply Well **Public** _____ **Private** _____

Monitoring Well Diameter (D): 2 inches

Conversion Factor (C): 3.14 x $(D/2)^2$ for a 2 inch well C=0.163
for a 4 inch well C=0.652

* Free Product Thickness:				feet
Depth to Free Product (DFP)				feet
Depth to Ground Water (DGW)	19.00			feet
Total Well Depth (TWD)	30			feet
Length of the water column (LWC=TWD-DGW)			11	feet
1 casing volume (CV=LWC X C)= ____ X		0.163	1.79	gallons
5 casing volume (5 X CV)=		5	8.97	gallons

Total Volume of Water Purged Before Sampling 1.5 gals.

*If free product is present over 1/8 inch, sampling will not be required.

Cumulative Volume Purged (gallons)	Inital	1st Vol	2nd Vol	3rd Vol	4th Vol	5th Vol	Post Sampling	
Time (military)	10:10	10:13						
pH (s.u.)	4.53	4.49						
Specific Conductivity (µmhos/cm)	88.9	89.1						
Water Temperature (°C)	19.3	19.7						
Dissolved Oxygen	2.74	1.62						
Turbidity (NTU)	260.30	465.90						
PID readings, if required								

Remarks: Sample Time: 10:13 **Dry @ 1.5 gallons**

South Carolina Department of Health and Environmental Control
Bureau of Land and Waste Management Underground Storage Tank Program

Field Data Information Sheet for Groundwater Sampling

Date (mm/dd/yy): 5/10/2013

Field Personnel: C.Lashley, G.Globensky, K. Pudney, P. Boylan

General Weather Conditions: Sunny

Ambient Air Temperature: 15.0 °C

Quality Assurance

pH/Conductivity Meter		**DO Meter**	
YSI 63		**YSI 550A**	
09C 101302	X	04L 2026AK	X
10K 101895		08B 101895	
07M 100905		04A 0912AI	
Calibration Buffer:	4, 7, & 10		

Chain of Custody

Relinquished by	Date/Time	Received by	Date/Time

Facility Name: University Mart

Site ID#: 07584 **Monitoring Well #** MW-30

Water Supply Well **Public** _____ **Private** _____

Monitoring Well Diameter (D): 2 inches

Conversion Factor (C): 3.14 x $(D/2)^2$ for a 2 inch well C=0.163
for a 4 inch well C=0.652

* Free Product Thickness:				feet
Depth to Free Product (DFP)				feet
Depth to Ground Water (DGW)	23.44			feet
Total Well Depth (TWD)	30			feet
Length of the water column (LWC=TWD-DGW)			6.56	feet
1 casing volume (CV=LWC X C)= ____ X		0.163	1.07	gallons
5 casing volume (5 X CV)=		5	5.35	gallons

Total Volume of Water Purged Before Sampling 1 gals.

*If free product is present over 1/8 inch, sampling will not be required.

Cumulative Volume Purged (gallons)	Inital	1st Vol	2nd Vol	3rd Vol	4th Vol	5th Vol	Post Sampling	
Time (military)	13:34	13:36						
pH (s.u.)	Sheen	Sheen						
Specific Conductivity (µmhos/cm)	Sheen	Sheen						
Water Temperature (°C)	Sheen	Sheen						
Dissolved Oxygen	Sheen	Sheen						
Turbidity (NTU)	Sheen	Sheen						
PID readings, if required								

Remarks: Sample Time: 13:36 **Dry @ 1.0 gallons**

South Carolina Department of Health and Environmental Control
Bureau of Land and Waste Management Underground Storage Tank Program

Field Data Information Sheet for Groundwater Sampling

Date (mm/dd/yy): 5/10/2013

Field Personnel: C.Lashley, G.Globensky, K. Pudney, P. Boylan

General Weather Conditions: Sunny

Ambient Air Temperature: 15.0 °C

Quality Assurance

pH/Conductivity Meter		**DO Meter**	
YSI 63		**YSI 550A**	
09C 101302	X	04L 2026AK	X
10K 101895		08B 101895	
07M 100905		04A 0912AI	
Calibration Buffer:	4, 7, & 10		

Chain of Custody

Relinquished by	Date/Time	Received by	Date/Time

Facility Name: University Mart

Site ID#: 07584 **Monitoring Well #** MW-31

Water Supply Well **Public** _____ **Private** _____

Monitoring Well Diameter (D): 2 inches

Conversion Factor (C): 3.14 x $(D/2)^2$ for a 2 inch well C=0.163
for a 4 inch well C=0.652

* Free Product Thickness:				feet
Depth to Free Product (DFP)				feet
Depth to Ground Water (DGW)	27.20			feet
Total Well Depth (TWD)	35			feet
Length of the water column (LWC=TWD-DGW)			7.8	feet
1 casing volume (CV=LWC X C)= ____ X		0.163	1.27	gallons
5 casing volume (5 X CV)=		5	6.36	gallons

Total Volume of Water Purged Before Sampling 1.5 gals.

*If free product is present over 1/8 inch, sampling will not be required.

Cumulative Volume Purged (gallons)	Inital	1st Vol	2nd Vol	3rd Vol	4th Vol	5th Vol	Post Sampling	
Time (military)	12:28	12:30						
pH (s.u.)	6.06	5.73						
Specific Conductivity (µmhos/cm)	152.2	100.3						
Water Temperature (°C)	21.4	21.3						
Dissolved Oxygen	1.10	0.99						
Turbidity (NTU)	136.80	365.10						
PID readings, if required								

Remarks: Sample Time: 12:30 **Dry @ 1.5 gallons**

South Carolina Department of Health and Environmental Control
Bureau of Land and Waste Management Underground Storage Tank Program

Field Data Information Sheet for Groundwater Sampling

Date (mm/dd/yy): 5/10/2013

Field Personnel: C.Lashley, G.Globensky, K. Pudney, P. Boylan

General Weather Conditions: Sunny

Ambient Air Temperature: 15.0 °C

Quality Assurance

pH/Conductivity Meter		**DO Meter**	
YSI 63		**YSI 550A**	
09C 101302	X	04L 2026AK	X
10K 101895		08B 101895	
07M 100905		04A 0912AI	
Calibration Buffer:	4, 7, & 10		

Chain of Custody

Relinquished by	Date/Time	Received by	Date/Time

Facility Name: University Mart

Site ID#: 07584 **Monitoring Well #** MW-32

Water Supply Well **Public** _____ **Private** _____

Monitoring Well Diameter (D): 2 inches

Conversion Factor (C): 3.14 x $(D/2)^2$ for a 2 inch well C=0.163
for a 4 inch well C=0.652

* Free Product Thickness:				feet
Depth to Free Product (DFP)				feet
Depth to Ground Water (DGW)	23.90			feet
Total Well Depth (TWD)	30			feet
Length of the water column (LWC=TWD-DGW)			6.1	feet
1 casing volume (CV=LWC X C)= ____ X		0.163	0.99	gallons
5 casing volume (5 X CV)=		5	4.97	gallons

Total Volume of Water Purged Before Sampling 0.25 gals.

*If free product is present over 1/8 inch, sampling will not be required.

Cumulative Volume Purged (gallons)	Inital	1st Vol	2nd Vol	3rd Vol	4th Vol	5th Vol	Post Sampling	
Time (military)	13:45	13:46						
pH (s.u.)	5.59	5.64						
Specific Conductivity (µmhos/cm)	138.5	137.3						
Water Temperature (°C)	23.1	22.5						
Dissolved Oxygen	1.09	1.45						
Turbidity (NTU)	42.67	972.50						
PID readings, if required								

Remarks: Sample Time: 13:46 **Dry @ 0.25 gallons**

South Carolina Department of Health and Environmental Control
Bureau of Land and Waste Management Underground Storage Tank Program

Field Data Information Sheet for Groundwater Sampling

Date (mm/dd/yy): 5/10/2013

Field Personnel: C.Lashley, G.Globensky, K. Pudney, P. Boylan

General Weather Conditions: Sunny

Ambient Air Temperature: 15.0 °C

Quality Assurance

pH/Conductivity Meter		**DO Meter**	
YSI 63		**YSI 550A**	
09C 101302	X	04L 2026AK	X
10K 101895		08B 101895	
07M 100905		04A 0912AI	
Calibration Buffer:	4, 7, & 10		

Chain of Custody

Relinquished by	Date/Time	Received by	Date/Time

Facility Name: University Mart

Site ID#: 07584 **Monitoring Well #** MW-33

Water Supply Well **Public** _____ **Private** _____

Monitoring Well Diameter (D): 2 inches

Conversion Factor (C): 3.14 x $(D/2)^2$ for a 2 inch well C=0.163
for a 4 inch well C=0.652

* Free Product Thickness:				feet
Depth to Free Product (DFP)				feet
Depth to Ground Water (DGW)	25.70			feet
Total Well Depth (TWD)	35			feet
Length of the water column (LWC=TWD-DGW)			9.3	feet
1 casing volume (CV=LWC X C)=	____ X	0.163	1.52	gallons
5 casing volume (5 X CV)=		5	7.58	gallons

Total Volume of Water Purged Before Sampling 1 gals.

*If free product is present over 1/8 inch, sampling will not be required.

Cumulative Volume Purged (gallons)	Inital	1st Vol	2nd Vol	3rd Vol	4th Vol	5th Vol	Post Sampling	
Time (military)	13:35	13:36						
pH (s.u.)	5.61	Sheen						
Specific Conductivity (µmhos/cm)	118.8	Sheen						
Water Temperature (°C)	24.1	Sheen						
Dissolved Oxygen	0.72	Sheen						
Turbidity (NTU)	19.42	Sheen						
PID readings, if required								

Remarks: Sample Time: 13:36 **Dry @ 1.0 gallons**

South Carolina Department of Health and Environmental Control
Bureau of Land and Waste Management Underground Storage Tank Program

Field Data Information Sheet for Groundwater Sampling

Date (mm/dd/yy): 5/10/2013

Field Personnel: C.Lashley, G.Globensky, K. Pudney, P. Boylan

General Weather Conditions: Sunny

Ambient Air Temperature: 15.0 °C

Quality Assurance

pH/Conductivity Meter		**DO Meter**	
YSI 63		**YSI 550A**	
09C 101302	X	04L 2026AK	X
10K 101895		08B 101895	
07M 100905		04A 0912AI	
Calibration Buffer:	4, 7, & 10		

Chain of Custody

Relinquished by	Date/Time	Received by	Date/Time

Facility Name: University Mart

Site ID#: 07584 **Monitoring Well #** MW-34

Water Supply Well **Public** _____ **Private** _____

Monitoring Well Diameter (D): 2 inches

Conversion Factor (C): 3.14 x $(D/2)^2$ for a 2 inch well C=0.163
for a 4 inch well C=0.652

* Free Product Thickness:				feet
Depth to Free Product (DFP)				feet
Depth to Ground Water (DGW)	26.58			feet
Total Well Depth (TWD)	35			feet
Length of the water column (LWC=TWD-DGW)			8.42	feet
1 casing volume (CV=LWC X C)= ____ X		0.163	1.37	gallons
5 casing volume (5 X CV)=		5	6.86	gallons

Total Volume of Water Purged Before Sampling 1.5 gals.

*If free product is present over 1/8 inch, sampling will not be required.

Cumulative Volume Purged (gallons)	Inital	1st Vol	2nd Vol	3rd Vol	4th Vol	5th Vol	Post Sampling	
Time (military)	13:21	13:23						
pH (s.u.)	5.61	5.67						
Specific Conductivity (µmhos/cm)	222.0	244.1						
Water Temperature (°C)	23.9	23.2						
Dissolved Oxygen	1.54	0.86						
Turbidity (NTU)	201.70	1,100+						
PID readings, if required								

Remarks: Sample Time: 13:23 **Dry @ 1.5 gallons**

South Carolina Department of Health and Environmental Control
Bureau of Land and Waste Management Underground Storage Tank Program

Field Data Information Sheet for Groundwater Sampling

Date (mm/dd/yy): 5/10/2013

Field Personnel: C.Lashley, G.Globensky, K. Pudney, P. Boylan

General Weather Conditions: Sunny

Ambient Air Temperature: 15.0 °C

Quality Assurance

pH/Conductivity Meter		**DO Meter**	
YSI 63		**YSI 550A**	
09C 101302	X	04L 2026AK	X
10K 101895		08B 101895	
07M 100905		04A 0912AI	
Calibration Buffer:	4, 7, & 10		

Chain of Custody

Relinquished by	Date/Time	Received by	Date/Time

Facility Name: University Mart

Site ID#: 07584 **Monitoring Well #** MW-35

Water Supply Well **Public** _____ **Private** _____

Monitoring Well Diameter (D): 2 inches

Conversion Factor (C): 3.14 x $(D/2)^2$ for a 2 inch well C=0.163
for a 4 inch well C=0.652

* Free Product Thickness:				feet
Depth to Free Product (DFP)				feet
Depth to Ground Water (DGW)	25.73			feet
Total Well Depth (TWD)	35			feet
Length of the water column (LWC=TWD-DGW)			9.27	feet
1 casing volume (CV=LWC X C)=	____ X	0.163	1.51	gallons
5 casing volume (5 X CV)=		5	7.56	gallons

Total Volume of Water Purged Before Sampling 1.5 gals.

*If free product is present over 1/8 inch, sampling will not be required.

Cumulative Volume Purged (gallons)	Inital	1st Vol	2nd Vol	3rd Vol	4th Vol	5th Vol	Post Sampling	
Time (military)	12:51	12:53						
pH (s.u.)	5.00	4.95						
Specific Conductivity (µmhos/cm)	109.8	107.7						
Water Temperature (°C)	243.9	24.6						
Dissolved Oxygen	0.91	0.99						
Turbidity (NTU)	86.75	734.50						
PID readings, if required								

Remarks: Sample Time: 12:53 **Dry @ 1.5 gallons**

South Carolina Department of Health and Environmental Control
Bureau of Land and Waste Management Underground Storage Tank Program

Field Data Information Sheet for Groundwater Sampling

Date (mm/dd/yy): 5/10/2013

Field Personnel: C.Lashley, G.Globensky, K. Pudney, P. Boylan

General Weather Conditions: Sunny

Ambient Air Temperature: 15.0 °C

Quality Assurance

pH/Conductivity Meter		**DO Meter**	
YSI 63		**YSI 550A**	
09C 101302	X	04L 2026AK	X
10K 101895		08B 101895	
07M 100905		04A 0912AI	
Calibration Buffer:	4, 7, & 10		

Chain of Custody

Relinquished by	Date/Time	Received by	Date/Time

Facility Name: University Mart

Site ID#: 07584 **Monitoring Well #** MW-36

Water Supply Well **Public** _____ **Private** _____

Monitoring Well Diameter (D): 2 inches

Conversion Factor (C): 3.14 x $(D/2)^2$ for a 2 inch well C=0.163
for a 4 inch well C=0.652

* Free Product Thickness:				feet
Depth to Free Product (DFP)				feet
Depth to Ground Water (DGW)	25.50			feet
Total Well Depth (TWD)	35			feet
Length of the water column (LWC=TWD-DGW)			9.5	feet
1 casing volume (CV=LWC X C)= ____ X		0.163	1.55	gallons
5 casing volume (5 X CV)=		5	7.74	gallons

Total Volume of Water Purged Before Sampling 1.5 gals.

*If free product is present over 1/8 inch, sampling will not be required.

Cumulative Volume Purged (gallons)	Inital	1st Vol	2nd Vol	3rd Vol	4th Vol	5th Vol	Post Sampling	
Time (military)	13:41	13:43						
pH (s.u.)	5.15	5.01						
Specific Conductivity (µmhos/cm)	182.6	184.6						
Water Temperature (°C)	23.5	23.0						
Dissolved Oxygen	0.78	1.03						
Turbidity (NTU)	38.43	407.40						
PID readings, if required								

Remarks: Sample Time: 13:43 **Dry @ 1.5 gallons**

South Carolina Department of Health and Environmental Control
Bureau of Land and Waste Management Underground Storage Tank Program

Field Data Information Sheet for Groundwater Sampling

Date (mm/dd/yy): 5/10/2013

Field Personnel: C.Lashley, G.Globensky, K. Pudney, P. Boylan

General Weather Conditions: Sunny

Ambient Air Temperature: 15.0 °C

Quality Assurance

pH/Conductivity Meter		**DO Meter**	
YSI 63		**YSI 550A**	
09C 101302	X	04L 2026AK	X
10K 101895		08B 101895	
07M 100905		04A 0912AI	
Calibration Buffer:	4, 7, & 10		

Chain of Custody

Relinquished by	Date/Time	Received by	Date/Time

Facility Name: University Mart

Site ID#: 07584 **Monitoring Well #** MW-37

Water Supply Well **Public** _____ **Private** _____

Monitoring Well Diameter (D): 2 inches

Conversion Factor (C): 3.14 x $(D/2)^2$ for a 2 inch well C=0.163
for a 4 inch well C=0.652

* Free Product Thickness:				feet
Depth to Free Product (DFP)				feet
Depth to Ground Water (DGW)	25.85			feet
Total Well Depth (TWD)	35			feet
Length of the water column (LWC=TWD-DGW)			9.15	feet
1 casing volume (CV=LWC X C)= ____ X		0.163	1.49	gallons
5 casing volume (5 X CV)=		5	7.46	gallons

Total Volume of Water Purged Before Sampling 1.5 gals.

*If free product is present over 1/8 inch, sampling will not be required.

Cumulative Volume Purged (gallons)	Inital	1st Vol	2nd Vol	3rd Vol	4th Vol	5th Vol	Post Sampling	
Time (military)	12:34	12:36						
pH (s.u.)	5.29	5.23						
Specific Conductivity (µmhos/cm)	121.9	124.3						
Water Temperature (°C)	23.8	22.5						
Dissolved Oxygen	0.61	0.88						
Turbidity (NTU)	158.10	562.70						
PID readings, if required								

Remarks: Sample Time: 12:36 **Dry @ 1.5 gallons**

South Carolina Department of Health and Environmental Control
Bureau of Land and Waste Management Underground Storage Tank Program

Field Data Information Sheet for Groundwater Sampling

Date (mm/dd/yy): 5/10/2013

Field Personnel: C.Lashley, G.Globensky, K. Pudney, P. Boylan

General Weather Conditions: Sunny

Ambient Air Temperature: 15.0 °C

Quality Assurance

pH/Conductivity Meter		**DO Meter**	
YSI 63		**YSI 550A**	
09C 101302	X	04L 2026AK	X
10K 101895		08B 101895	
07M 100905		04A 0912AI	
Calibration Buffer:	4, 7, & 10		

Chain of Custody

Relinquished by	Date/Time	Received by	Date/Time

Facility Name: University Mart

Site ID#: 07584 **Monitoring Well #** MW-38

Water Supply Well **Public** _____ **Private** _____

Monitoring Well Diameter (D): 2 inches

Conversion Factor (C): 3.14 x $(D/2)^2$ for a 2 inch well C=0.163
for a 4 inch well C=0.652

* Free Product Thickness:				feet
Depth to Free Product (DFP)				feet
Depth to Ground Water (DGW)	27.24			feet
Total Well Depth (TWD)	35			feet
Length of the water column (LWC=TWD-DGW)			7.76	feet
1 casing volume (CV=LWC X C)= ____ X		0.163	1.26	gallons
5 casing volume (5 X CV)=		5	6.32	gallons

Total Volume of Water Purged Before Sampling 0.5 gals.

*If free product is present over 1/8 inch, sampling will not be required.

Cumulative Volume Purged (gallons)	Inital	1st Vol	2nd Vol	3rd Vol	4th Vol	5th Vol	Post Sampling	
Time (military)	11:06	11:07						
pH (s.u.)	4.30	4.62						
Specific Conductivity (µmhos/cm)	86.0	40.0						
Water Temperature (°C)	23.3	23.5						
Dissolved Oxygen	4.69	4.98						
Turbidity (NTU)	245.40	236.60						
PID readings, if required								

Remarks: Sample Time: 11:07 **Dry @ 0.5 gallons**

South Carolina Department of Health and Environmental Control
Bureau of Land and Waste Management Underground Storage Tank Program

Field Data Information Sheet for Groundwater Sampling

Date (mm/dd/yy): 5/10/2013

Field Personnel: C.Lashley, G.Globensky, K. Pudney, P. Boylan

General Weather Conditions: Sunny

Ambient Air Temperature: 15.0 °C

Quality Assurance

pH/Conductivity Meter		**DO Meter**	
YSI 63		**YSI 550A**	
09C 101302	X	04L 2026AK	X
10K 101895		08B 101895	
07M 100905		04A 0912AI	
Calibration Buffer:	4, 7, & 10		

Chain of Custody

Relinquished by	Date/Time	Received by	Date/Time

Facility Name: University Mart

Site ID#: 07584 **Monitoring Well #** MW-39

Water Supply Well **Public** _____ **Private** _____

Monitoring Well Diameter (D): 2 inches

Conversion Factor (C): 3.14 x $(D/2)^2$ for a 2 inch well C=0.163
for a 4 inch well C=0.652

* Free Product Thickness:				feet
Depth to Free Product (DFP)				feet
Depth to Ground Water (DGW)	28.15			feet
Total Well Depth (TWD)	35			feet
Length of the water column (LWC=TWD-DGW)			6.85	feet
1 casing volume (CV=LWC X C)= _____ X		0.163	1.12	gallons
5 casing volume (5 X CV)=		5	5.58	gallons

Total Volume of Water Purged Before Sampling 1.5 gals.

*If free product is present over 1/8 inch, sampling will not be required.

Cumulative Volume Purged (gallons)	Inital	1st Vol	2nd Vol	3rd Vol	4th Vol	5th Vol	Post Sampling	
Time (military)	12:04	12:05						
pH (s.u.)	5.80	5.78						
Specific Conductivity (µmhos/cm)	103.5	209.2						
Water Temperature (°C)	23.7	23.2						
Dissolved Oxygen	0.85	0.67						
Turbidity (NTU)	67.45	220.80						
PID readings, if required								

Remarks: Sample Time: 12:05 **Dry @ 1.5 gallons**

South Carolina Department of Health and Environmental Control
Bureau of Land and Waste Management Underground Storage Tank Program

Field Data Information Sheet for Groundwater Sampling

Date (mm/dd/yy): 5/10/2013

Field Personnel: C.Lashley, G.Globensky, K. Pudney, P. Boylan

General Weather Conditions: Sunny

Ambient Air Temperature: 15.0 °C

Quality Assurance

pH/Conductivity Meter		**DO Meter**	
YSI 63		**YSI 550A**	
09C 101302	X	04L 2026AK	X
10K 101895		08B 101895	
07M 100905		04A 0912AI	
Calibration Buffer:	4, 7, & 10		

Chain of Custody

Relinquished by	Date/Time	Received by	Date/Time

Facility Name: University Mart

Site ID#: 07584 **Monitoring Well #** MW-40

Water Supply Well **Public** _____ **Private** _____

Monitoring Well Diameter (D): 2 inches

Conversion Factor (C): 3.14 x $(D/2)^2$ for a 2 inch well C=0.163
for a 4 inch well C=0.652

* Free Product Thickness:				feet
Depth to Free Product (DFP)				feet
Depth to Ground Water (DGW)	27.89			feet
Total Well Depth (TWD)	35			feet
Length of the water column (LWC=TWD-DGW)			7.11	feet
1 casing volume (CV=LWC X C)= ____ X		0.163	1.16	gallons
5 casing volume (5 X CV)=		5	5.79	gallons

Total Volume of Water Purged Before Sampling 1.5 gals.

*If free product is present over 1/8 inch, sampling will not be required.

Cumulative Volume Purged (gallons)	Inital	1st Vol	2nd Vol	3rd Vol	4th Vol	5th Vol	Post Sampling	
Time (military)	11:57	11:58						
pH (s.u.)	6.01	Sheen						
Specific Conductivity (µmhos/cm)	249.3	Sheen						
Water Temperature (°C)	23.4	Sheen						
Dissolved Oxygen	0.84	Sheen						
Turbidity (NTU)	172.40	623.90						
PID readings, if required								

Remarks: Sample Time: 11:58 **Dry @ 1.5 gallons**

South Carolina Department of Health and Environmental Control
Bureau of Land and Waste Management Underground Storage Tank Program

Field Data Information Sheet for Groundwater Sampling

Date (mm/dd/yy): 5/10/2013

Field Personnel: C.Lashley, G.Globensky, K. Pudney, P. Boylan

General Weather Conditions: Sunny

Ambient Air Temperature: 15.0 °C

Quality Assurance

pH/Conductivity Meter		**DO Meter**	
YSI 63		**YSI 550A**	
09C 101302	X	04L 2026AK	X
10K 101895		08B 101895	
07M 100905		04A 0912AI	
Calibration Buffer:	4, 7, & 10		

Chain of Custody

Relinquished by	Date/Time	Received by	Date/Time

Facility Name: University Mart

Site ID#: 07584 **Monitoring Well #** MW-41

Water Supply Well **Public** _____ **Private** _____

Monitoring Well Diameter (D): 2 inches

Conversion Factor (C): 3.14 x $(D/2)^2$ for a 2 inch well C=0.163
for a 4 inch well C=0.652

* Free Product Thickness:				feet
Depth to Free Product (DFP)				feet
Depth to Ground Water (DGW)	27.37			feet
Total Well Depth (TWD)	35			feet
Length of the water column (LWC=TWD-DGW)			7.63	feet
1 casing volume (CV=LWC X C)= ____ X		0.163	1.24	gallons
5 casing volume (5 X CV)=		5	6.22	gallons

Total Volume of Water Purged Before Sampling 1.5 gals.

*If free product is present over 1/8 inch, sampling will not be required.

Cumulative Volume Purged (gallons)	Inital	1st Vol	2nd Vol	3rd Vol	4th Vol	5th Vol	Post Sampling	
Time (military)	11:48	11:49						
pH (s.u.)	5.90	5.83						
Specific Conductivity (µmhos/cm)	286.0	307.5						
Water Temperature (°C)	22.5	22.3						
Dissolved Oxygen	1.02	1.27						
Turbidity (NTU)	132.00	543.10						
PID readings, if required								

Remarks: Sample Time: 11:49 **Dry @ 1.5 gallons**

South Carolina Department of Health and Environmental Control
Bureau of Land and Waste Management Underground Storage Tank Program

Field Data Information Sheet for Groundwater Sampling

Date (mm/dd/yy): 5/10/2013

Field Personnel: C.Lashley, G.Globensky, K. Pudney, P. Boylan

General Weather Conditions: Sunny

Ambient Air Temperature: 15.0 °C

Quality Assurance

pH/Conductivity Meter		**DO Meter**	
YSI 63		**YSI 550A**	
09C 101302	X	04L 2026AK	X
10K 101895		08B 101895	
07M 100905		04A 0912AI	
Calibration Buffer:	4, 7, & 10		

Chain of Custody

Relinquished by	Date/Time	Received by	Date/Time

Facility Name: University Mart

Site ID#: 07584 **Monitoring Well #** MW-42

Water Supply Well **Public** _____ **Private** _____

Monitoring Well Diameter (D): 2 inches

Conversion Factor (C): 3.14 x $(D/2)^2$ for a 2 inch well C=0.163
for a 4 inch well C=0.652

* Free Product Thickness:				feet
Depth to Free Product (DFP)				feet
Depth to Ground Water (DGW)	28.00			feet
Total Well Depth (TWD)	35			feet
Length of the water column (LWC=TWD-DGW)			7	feet
1 casing volume (CV=LWC X C)= ____ X		0.163	1.14	gallons
5 casing volume (5 X CV)=		5	5.71	gallons

Total Volume of Water Purged Before Sampling 1 gals.

*If free product is present over 1/8 inch, sampling will not be required.

Cumulative Volume Purged (gallons)	Inital	1st Vol	2nd Vol	3rd Vol	4th Vol	5th Vol	Post Sampling	
Time (military)	14:02	14:04						
pH (s.u.)	5.86	5.85						
Specific Conductivity (µmhos/cm)	137.0	134.7						
Water Temperature (°C)	23.5	22.9						
Dissolved Oxygen	1.46	1.70						
Turbidity (NTU)	84.36	500.70						
PID readings, if required								

Remarks: Sample Time: 14:04 **Dry @ 1.0 gallons**

South Carolina Department of Health and Environmental Control
Bureau of Land and Waste Management Underground Storage Tank Program

Field Data Information Sheet for Groundwater Sampling

Date (mm/dd/yy): 5/10/2013

Field Personnel: C.Lashley, G.Globensky, K. Pudney, P. Boylan

General Weather Conditions: Sunny

Ambient Air Temperature: 15.0 °C

Quality Assurance

pH/Conductivity Meter		**DO Meter**	
YSI 63		**YSI 550A**	
09C 101302	X	04L 2026AK	X
10K 101895		08B 101895	
07M 100905		04A 0912AI	
Calibration Buffer:	4, 7, & 10		

Chain of Custody

Relinquished by	Date/Time	Received by	Date/Time

Facility Name: University Mart

Site ID#: 07584 **Monitoring Well #** MW-62

Water Supply Well **Public** _____ **Private** _____

Monitoring Well Diameter (D): 2 inches

Conversion Factor (C): 3.14 x $(D/2)^2$ for a 2 inch well C=0.163
for a 4 inch well C=0.652

* Free Product Thickness:				feet
Depth to Free Product (DFP)				feet
Depth to Ground Water (DGW)	25.45			feet
Total Well Depth (TWD)	35			feet
Length of the water column (LWC=TWD-DGW)			9.55	feet
1 casing volume (CV=LWC X C)= ____ X		0.163	1.56	gallons
5 casing volume (5 X CV)=		5	7.78	gallons

Total Volume of Water Purged Before Sampling 1 gals.

*If free product is present over 1/8 inch, sampling will not be required.

Cumulative Volume Purged (gallons)	Inital	1st Vol	2nd Vol	3rd Vol	4th Vol	5th Vol	Post Sampling	
Time (military)	10:50	10:52						
pH (s.u.)	4.34	4.41						
Specific Conductivity (µmhos/cm)	148.1	164.3						
Water Temperature (°C)	20.6	20.4						
Dissolved Oxygen	1.63	1.69						
Turbidity (NTU)	253.90	571.90						
PID readings, if required								

Remarks: Sample Time: 10:52 **Dry @ 1.0 gallons**

South Carolina Department of Health and Environmental Control
Bureau of Land and Waste Management Underground Storage Tank Program

Field Data Information Sheet for Groundwater Sampling

Date (mm/dd/yy): 5/10/2013

Field Personnel: C.Lashley, G.Globensky, K. Pudney, P. Boylan

General Weather Conditions: Sunny

Ambient Air Temperature: 15.0 °C

Quality Assurance

pH/Conductivity Meter		**DO Meter**	
YSI 63		**YSI 550A**	
09C 101302	X	04L 2026AK	X
10K 101895		08B 101895	
07M 100905		04A 0912AI	
Calibration Buffer:	4, 7, & 10		

Chain of Custody

Relinquished by	Date/Time	Received by	Date/Time

Facility Name: University Mart

Site ID#: 07584 **Monitoring Well #** MW-63

Water Supply Well **Public** _____ **Private** _____

Monitoring Well Diameter (D): 2 inches

Conversion Factor (C): 3.14 x $(D/2)^2$ for a 2 inch well C=0.163
for a 4 inch well C=0.652

* Free Product Thickness:				feet
Depth to Free Product (DFP)				feet
Depth to Ground Water (DGW)	25.72			feet
Total Well Depth (TWD)	35			feet
Length of the water column (LWC=TWD-DGW)			9.28	feet
1 casing volume (CV=LWC X C)= ____ X		0.163	1.51	gallons
5 casing volume (5 X CV)=		5	7.56	gallons

Total Volume of Water Purged Before Sampling 2 gals.

*If free product is present over 1/8 inch, sampling will not be required.

Cumulative Volume Purged (gallons)	Inital	1st Vol	2nd Vol	3rd Vol	4th Vol	5th Vol	Post Sampling	
Time (military)	10:07	10:08						
pH (s.u.)	5.10	4.71						
Specific Conductivity (µmhos/cm)	138.4	127.4						
Water Temperature (°C)	22.6	22.5						
Dissolved Oxygen	2.40	3.14						
Turbidity (NTU)	189.60	268.30						
PID readings, if required								

Remarks: Sample Time: 10:08 **Dry @ 2.0 gallons**

South Carolina Department of Health and Environmental Control
Bureau of Land and Waste Management Underground Storage Tank Program

Field Data Information Sheet for Groundwater Sampling

Date (mm/dd/yy): 5/10/2013

Field Personnel: C.Lashley, G.Globensky, K. Pudney, P. Boylan

General Weather Conditions: Sunny

Ambient Air Temperature: 15.0 °C

Quality Assurance

pH/Conductivity Meter		**DO Meter**	
YSI 63		**YSI 550A**	
09C 101302	X	04L 2026AK	X
10K 101895		08B 101895	
07M 100905		04A 0912AI	
Calibration Buffer:	4, 7, & 10		

Chain of Custody

Relinquished by	Date/Time	Received by	Date/Time

Facility Name: University Mart

Site ID#: 07584 **Monitoring Well #** MW-67

Water Supply Well **Public** _____ **Private** _____

Monitoring Well Diameter (D): 2 inches

Conversion Factor (C): 3.14 x $(D/2)^2$ for a 2 inch well C=0.163
for a 4 inch well C=0.652

* Free Product Thickness:				feet
Depth to Free Product (DFP)				feet
Depth to Ground Water (DGW)	28.07			feet
Total Well Depth (TWD)	35			feet
Length of the water column (LWC=TWD-DGW)			6.93	feet
1 casing volume (CV=LWC X C)= ____ X		0.163	1.13	gallons
5 casing volume (5 X CV)=		5	5.65	gallons

Total Volume of Water Purged Before Sampling 1 gals.

*If free product is present over 1/8 inch, sampling will not be required.

Cumulative Volume Purged (gallons)	Inital	1st Vol	2nd Vol	3rd Vol	4th Vol	5th Vol	Post Sampling	
Time (military)	11:40	11:41						
pH (s.u.)	4.54	4.55						
Specific Conductivity (µmhos/cm)	50.0	62.3						
Water Temperature (°C)	23.1	23.0						
Dissolved Oxygen	4.69	4.60						
Turbidity (NTU)	98.34	409.60						
PID readings, if required								

Remarks: Sample Time: 11:41 **Dry @ 2.0 gallons**

South Carolina Department of Health and Environmental Control
Bureau of Land and Waste Management Underground Storage Tank Program

Field Data Information Sheet for Groundwater Sampling

Date (mm/dd/yy): 5/10/2013

Field Personnel: C.Lashley, G.Globensky, K. Pudney, P. Boylan

General Weather Conditions: Sunny

Ambient Air Temperature: 15.0 °C

Quality Assurance

pH/Conductivity Meter		**DO Meter**	
YSI 63		**YSI 550A**	
09C 101302	X	04L 2026AK	X
10K 101895		08B 101895	
07M 100905		04A 0912AI	
Calibration Buffer:	4, 7, & 10		

Chain of Custody

Relinquished by	Date/Time	Received by	Date/Time

Facility Name: University Mart

Site ID#: 07584 **Monitoring Well #** MW-70

Water Supply Well **Public** _____ **Private** _____

Monitoring Well Diameter (D): 2 inches

Conversion Factor (C): 3.14 x $(D/2)^2$ for a 2 inch well C=0.163
for a 4 inch well C=0.652

* Free Product Thickness:				feet
Depth to Free Product (DFP)				feet
Depth to Ground Water (DGW)	26.80			feet
Total Well Depth (TWD)	35			feet
Length of the water column (LWC=TWD-DGW)			8.2	feet
1 casing volume (CV=LWC X C)= ____ X		0.163	1.34	gallons
5 casing volume (5 X CV)=		5	6.68	gallons

Total Volume of Water Purged Before Sampling 0.5 gals.

*If free product is present over 1/8 inch, sampling will not be required.

Cumulative Volume Purged (gallons)	Inital	1st Vol	2nd Vol	3rd Vol	4th Vol	5th Vol	Post Sampling	
Time (military)	10:31	10:32						
pH (s.u.)	4.79	INS						
Specific Conductivity (µmhos/cm)	133.1	INS						
Water Temperature (°C)	21.7	INS						
Dissolved Oxygen	4.09	INS						
Turbidity (NTU)	623.90	INS						
PID readings, if required								

Remarks: Sample Time: 11:41

Dry @ 0.5 gallons, TD: 29.00

INS = Insufficient Water for Readings

South Carolina Department of Health and Environmental Control
Bureau of Land and Waste Management Underground Storage Tank Program

Field Data Information Sheet for Groundwater Sampling

Date (mm/dd/yy): 5/10/2013

Field Personnel: C.Lashley, G.Globensky, K. Pudney, P. Boylan

General Weather Conditions: Sunny

Ambient Air Temperature: 15.0 °C

Quality Assurance

pH/Conductivity Meter		**DO Meter**	
YSI 63		**YSI 550A**	
09C 101302	X	04L 2026AK	X
10K 101895		08B 101895	
07M 100905		04A 0912AI	
Calibration Buffer:	4, 7, & 10		

Chain of Custody

Relinquished by	Date/Time	Received by	Date/Time

Facility Name: University Mart

Site ID#: 07584 **Monitoring Well #** MW-5aR

Water Supply Well **Public** _____ **Private** _____

Monitoring Well Diameter (D): 2 inches

Conversion Factor (C): 3.14 x $(D/2)^2$ for a 2 inch well C=0.163
for a 4 inch well C=0.652

* Free Product Thickness:				feet
Depth to Free Product (DFP)				feet
Depth to Ground Water (DGW)	23.45			feet
Total Well Depth (TWD)	28			feet
Length of the water column (LWC=TWD-DGW)			4.55	feet
1 casing volume (CV=LWC X C)= ____ X		0.163	0.74	gallons
5 casing volume (5 X CV)=		5	3.71	gallons

Total Volume of Water Purged Before Sampling 0.25 gals.

*If free product is present over 1/8 inch, sampling will not be required.

Cumulative Volume Purged (gallons)	Inital	1st Vol	2nd Vol	3rd Vol	4th Vol	5th Vol	Post Sampling	
Time (military)	11:13	11:15						
pH (s.u.)	6.44	INS						
Specific Conductivity (µmhos/cm)	335.0	INS						
Water Temperature (°C)	23.4	INS						
Dissolved Oxygen	0.14	INS						
Turbidity (NTU)	1,100+	INS						
PID readings, if required								

Remarks: Sample Time: 11:15 **Dry @ 0.25 gallons**

INS = Insufficient Water for Readings

South Carolina Department of Health and Environmental Control
Bureau of Land and Waste Management Underground Storage Tank Program

Field Data Information Sheet for Groundwater Sampling

Date (mm/dd/yy): 5/10/2013

Field Personnel: C.Lashley, G.Globensky, K. Pudney, P. Boylan

General Weather Conditions: Sunny

Ambient Air Temperature: 15.0 °C

Quality Assurance

pH/Conductivity Meter		**DO Meter**	
YSI 63		**YSI 550A**	
09C 101302	X	04L 2026AK	X
10K 101895		08B 101895	
07M 100905		04A 0912AI	
Calibration Buffer:	4, 7, & 10		

Chain of Custody

Relinquished by	Date/Time	Received by	Date/Time

Facility Name: University Mart

Site ID#: 07584 **Monitoring Well #** DW-3

Water Supply Well **Public** _____ **Private** _____

Monitoring Well Diameter (D): 2 inches

Conversion Factor (C): 3.14 x $(D/2)^2$ for a 2 inch well C=0.163
for a 4 inch well C=0.652

* Free Product Thickness:				feet
Depth to Free Product (DFP)				feet
Depth to Ground Water (DGW)	25.24			feet
Total Well Depth (TWD)	52			feet
Length of the water column (LWC=TWD-DGW)			26.76	feet
1 casing volume (CV=LWC X C)= ____ X		0.163	4.36	gallons
5 casing volume (5 X CV)=		5	21.81	gallons

Total Volume of Water Purged Before Sampling 17 gals.

*If free product is present over 1/8 inch, sampling will not be required.

Cumulative Volume Purged (gallons)	Inital	1st Vol	2nd Vol	3rd Vol	4th Vol	5th Vol	Post Sampling	
Time (military)	12:25	12:32	12:40	12:48	12:55			
pH (s.u.)	5.96	5.87	5.85	5.81	5.83			
Specific Conductivity (µmhos/cm)	277.0	167.2	166.6	155.8	157.1			
Water Temperature (°C)	24.4	24.0	25.0	24.5	24.3			
Dissolved Oxygen	0.36	0.76	1.23	0.83	0.87			
Turbidity (NTU)	438.10	809.70	654.60	521.20	568.4			
PID readings, if required								

Remarks: Sample Time: 12:55 **Dry @ 17.0 gallons**

South Carolina Department of Health and Environmental Control
Bureau of Land and Waste Management Underground Storage Tank Program

Field Data Information Sheet for Groundwater Sampling

Date (mm/dd/yy): 5/10/2013

Field Personnel: C.Lashley, G.Globensky, K. Pudney, P. Boylan

General Weather Conditions: Sunny

Ambient Air Temperature: 15.0 °C

Quality Assurance

pH/Conductivity Meter		**DO Meter**	
YSI 63		**YSI 550A**	
09C 101302	X	04L 2026AK	X
10K 101895		08B 101895	
07M 100905		04A 0912AI	
Calibration Buffer:	4, 7, & 10		

Chain of Custody

Relinquished by	Date/Time	Received by	Date/Time

Facility Name: University Mart

Site ID#: 07584 **Monitoring Well #** DW-4

Water Supply Well **Public** ____ **Private** ____

Monitoring Well Diameter (D): 2 inches

Conversion Factor (C): 3.14 x $(D/2)^2$ for a 2 inch well C=0.163
for a 4 inch well C=0.652

* Free Product Thickness:				feet
Depth to Free Product (DFP)				feet
Depth to Ground Water (DGW)	0.10			feet
Total Well Depth (TWD)	110			feet
Length of the water column (LWC=TWD-DGW)			109.9	feet
1 casing volume (CV=LWC X C)= ____ X		0.163	17.91	gallons
5 casing volume (5 X CV)=		5	89.57	gallons

Total Volume of Water Purged Before Sampling 18 gals.

*If free product is present over 1/8 inch, sampling will not be required.

Cumulative Volume Purged (gallons)	Inital	1st Vol	2nd Vol	3rd Vol	4th Vol	5th Vol	Post Sampling	
Time (military)	11:40	12:20						
pH (s.u.)	6.61	6.56						
Specific Conductivity (µmhos/cm)	136.1	133.2						
Water Temperature (°C)	26.2	24.0						
Dissolved Oxygen	0.38	0.09						
Turbidity (NTU)	54.52	1,100+						
PID readings, if required								

Remarks: Sample Time: 12:20 **Dry @ 18.0 gallons**

South Carolina Department of Health and Environmental Control
Bureau of Land and Waste Management Underground Storage Tank Program

Field Data Information Sheet for Groundwater Sampling

Date (mm/dd/yy): 5/10/2013

Field Personnel: C.Lashley, G.Globensky, K. Pudney, P. Boylan

General Weather Conditions: Sunny

Ambient Air Temperature: 15.0 °C

Quality Assurance

pH/Conductivity Meter		**DO Meter**	
YSI 63		**YSI 550A**	
09C 101302	X	04L 2026AK	X
10K 101895		08B 101895	
07M 100905		04A 0912AI	
Calibration Buffer:	4, 7, & 10		

Chain of Custody

Relinquished by	Date/Time	Received by	Date/Time

Facility Name: University Mart

Site ID#: 07584 **Monitoring Well #** DW-5

Water Supply Well **Public** _____ **Private** _____

Monitoring Well Diameter (D): 2 inches

Conversion Factor (C): 3.14 x $(D/2)^2$ for a 2 inch well C=0.163
for a 4 inch well C=0.652

* Free Product Thickness:				feet
Depth to Free Product (DFP)				feet
Depth to Ground Water (DGW)	45.76			feet
Total Well Depth (TWD)	70			feet
Length of the water column (LWC=TWD-DGW)			24.24	feet
1 casing volume (CV=LWC X C)= ____ X		0.163	3.95	gallons
5 casing volume (5 X CV)=		5	19.76	gallons

Total Volume of Water Purged Before Sampling 6 gals.

*If free product is present over 1/8 inch, sampling will not be required.

Cumulative Volume Purged (gallons)	Inital	1st Vol	2nd Vol	3rd Vol	4th Vol	5th Vol	Post Sampling	
Time (military)	12:58	13:01						
pH (s.u.)	5.75	5.61						
Specific Conductivity (µmhos/cm)	74.9	84.5						
Water Temperature (°C)	23.7	22.7						
Dissolved Oxygen	0.95	3.28						
Turbidity (NTU)	29.63	607.30						
PID readings, if required								

Remarks: Sample Time: 13:01 **Dry @ 6.0 gallons**

South Carolina Department of Health and Environmental Control
Bureau of Land and Waste Management Underground Storage Tank Program

Field Data Information Sheet for Groundwater Sampling

Date (mm/dd/yy): 5/10/2013

Field Personnel: C.Lashley, G.Globensky, K. Pudney, P. Boylan

General Weather Conditions: Sunny

Ambient Air Temperature: 15.0 °C

Quality Assurance

pH/Conductivity Meter		**DO Meter**	
YSI 63		**YSI 550A**	
09C 101302	X	04L 2026AK	X
10K 101895		08B 101895	
07M 100905		04A 0912AI	
Calibration Buffer:	4, 7, & 10		

Chain of Custody

Relinquished by	Date/Time	Received by	Date/Time

Facility Name: University Mart

Site ID#: 07584 **Monitoring Well #** DW-6

Water Supply Well **Public** _____ **Private** _____

Monitoring Well Diameter (D): 2 inches

Conversion Factor (C): $3.14 \times (D/2)^2$ for a 2 inch well C=0.163
for a 4 inch well C=0.652

* Free Product Thickness:				feet
Depth to Free Product (DFP)				feet
Depth to Ground Water (DGW)	47.36			feet
Total Well Depth (TWD)	70			feet
Length of the water column (LWC=TWD-DGW)			22.64	feet
1 casing volume (CV=LWC X C)= ____ X		0.163	3.69	gallons
5 casing volume (5 X CV)=		5	18.45	gallons

Total Volume of Water Purged Before Sampling 4 gals.

*If free product is present over 1/8 inch, sampling will not be required.

Cumulative Volume Purged (gallons)	Inital	1st Vol	2nd Vol	3rd Vol	4th Vol	5th Vol	Post Sampling	
Time (military)	12:12	12:17						
pH (s.u.)	6.26	6.29						
Specific Conductivity (µmhos/cm)	61.0	78.7						
Water Temperature (°C)	23.1	22.2						
Dissolved Oxygen	4.22	4.38						
Turbidity (NTU)	17.86	304.00						
PID readings, if required								

Remarks: Sample Time: 12:17 **Dry @ 4.0 gallons**

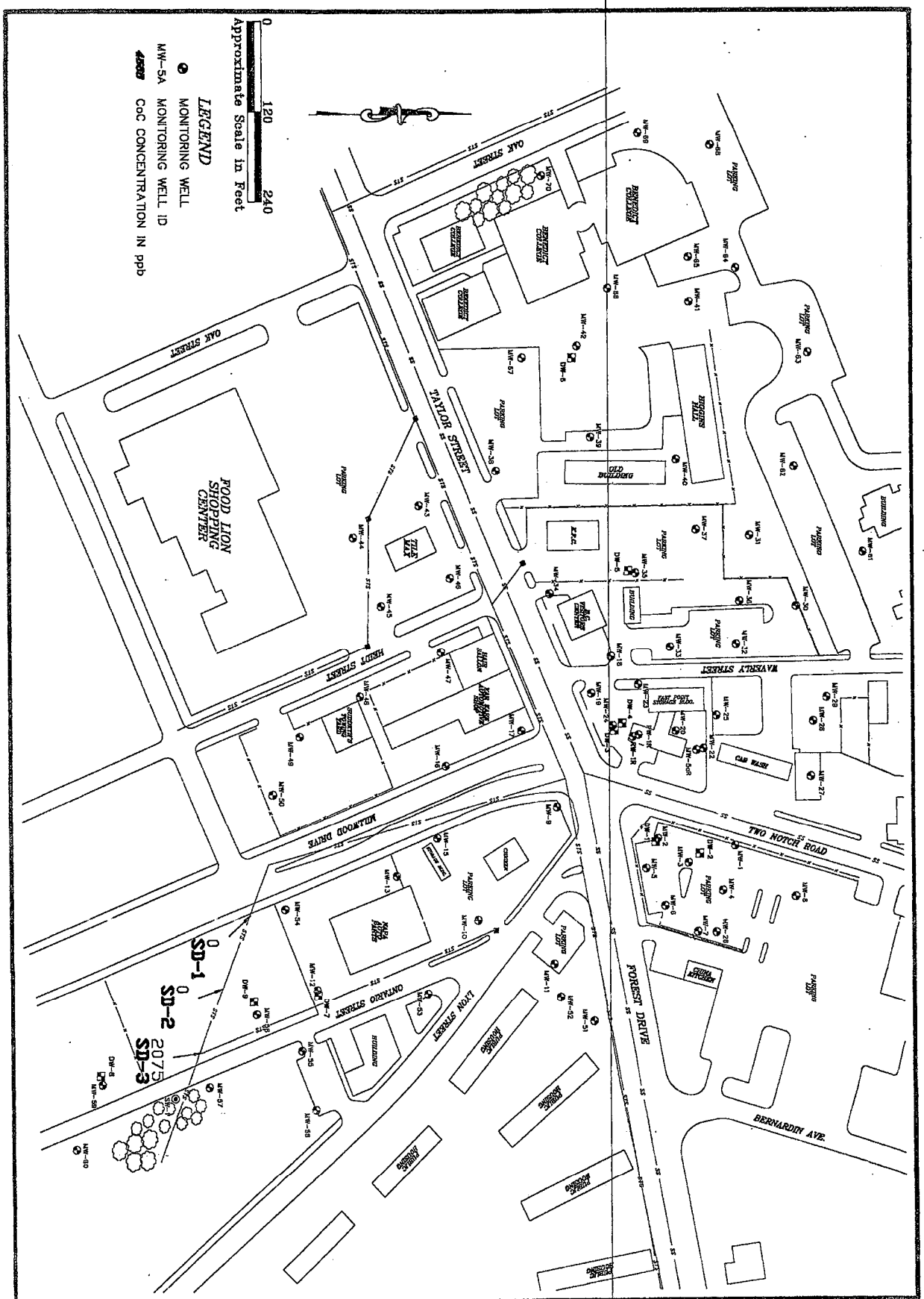

ECOLOGICAL RESOURCES INC.	DESIGNED BY:	CLIENT: SOUTH CAROLINA DEPT OF HEALTH & ENVIRONMENTAL CONTROL
2193 Hwy 1 South Elgin, SC 28045 ph: 803-438-1331 FAX: 803-438-1331	DRAWN BY: DLC	TITLE: STORM DRAIN SAMPLE LOCATIONS CLOUD'S CHEVRON/UNIVERSITY MART UST PERMIT #07584/07777/12352 COLUMBIA, SC
	CHECKED BY:	
	DATE ISSUED: 10/17/2010	
		JOB NO.: 318
		FILE NAME: CLOUDS
		SCALE: 1"=120'
		SHEET NO.: 1 OF 1

Shealy Environmental Services, Inc.
106 Vantage Point Drive
West Columbia, South Carolina 29172
Telephone No. (803) 791-9700 Fax No. (803) 791-9111
www.shealylab.com

SHEALY **Chain of Custody Record** **Number 24507**

Client	Report to Contact	Sampler (Printed Name)	Quote No.
SCDHEC - UST	D Thoma	Kyle Pudney	
Address	**Telephone No. / Fax No. / Email**	**Waybill No.**	**Page**
2600 Bull Street	803-896-8246		1 of 5
City / State / Zip Code	**Preservative**		**Number of Containers**
Columbia / SC / 29201	1. Unpres. 4. HNO3 7. NaOH		**Bottle (See Instructions on back)**
Project Name	2. NaOH/ZnA 5. HCL		**Preservative**
University Mall	3. H2SO4 6. Na Thio.		**Lot No.**
Project Number	**P.O Number**		
07584 / 45308	4600088529		

Sample ID / Description (Containers for each sample may be combined on one line)	Date	Time	G=Grab C=Composite	Matrix: GW	DW	WW	S	Other	Analysis: BTEX, MTBE	1,2 DCA	Naphthalene & Carcinogens	EDB	Remarks / Cooler ID
~~MW 15~~	5/10	—											Product
~~MW 19~~		—											Product
~~MW 20~~		—											DRY
~~MW 21~~		—											Not Located
MW 22	5/10	11:00	G	X					X	X	X	X	odor/sheen
~~MW 23~~		—											Product
~~MW 24~~		—											Not Located
MW 25		10:30											Sheen/odor
MW 27	↓	9:50	↓	↓					↓	↓	↓	↓	No odor
MW 28	5/10	10:02	G	X					X	X	X	X	No odor

Turn Around Time Required (Prior lab approval required for expedited TAT)	Sample Disposal	QC Requirements (Specify)	Possible Hazard Identification
☐ Standard ☐ Rush (Please Specify)	☐ Return to Client ☐ Disposal by Lab		☐Non-Hazard ☐Flammable ☐Skin Irritant ☐Poison ☐Unknown

	Date	Time		Date	Time
1. Relinquished by / Sampler	5/10	1546	1. Received by		
2. Relinquished by			2. Received by		
3. Relinquished by			3. Received by		
4. Relinquished by			4. Laboratory Received by	5/10/17	1545

Note: All samples are retained for six weeks from receipt unless other arrangements are made.

LAB USE ONLY
Received on Ice (Check) ☐ Yes ☐ No ☐ Ice Pack Receipt Temp. _____ °C Temp. Blank ☐ Y / ☐ N

Shealy Environmental Services, Inc.
106 Vantage Point Drive
West Columbia, South Carolina 29172
Telephone No. (803) 791-9700 Fax No. (803) 791-9111
www.shealylab.com

SHEALY **Chain of Custody Record** **Number 24508**

Client: SCDHEC UST	Report to Contact: D Thoma	Sampler (Printed Name): Kyle Rudney	Quote No.
Address: 2600 Bull Street	Telephone No. / Fax No. / Email: 803 896 6246	Waybill No.	Page: 2 of 5
City: Columbia / State: SC / Zip Code: 29201	Preservative: 1. Unpres. 4. HNO3 7. NaOH; 2. NaOH/ZnA 5. HCL; 3. H2SO4 6. Na Thio.		
Project Name: University Mall			
Project Number: 07584.145308	P.O Number: 46000 88525		

Sample ID / Description (Containers for each sample may be combined on one line)	Date	Time	G=Grab C=Composite	Matrix: GW	DW	WW	S	Other	Analysis: 1,2 DCA	8260 Aromatics MTBE	8 Oxygenates	EDB	Number of Containers	Bottle (See Instructions on back)	Preservative	Remarks / Cooler ID
MW 29	5/10	10:13	G	X					X	X	X	X	3	A	1	No odor
MW 30		13:36														odor/Sheen
MW 31		12:30														odor
MW 32		13:46														Slight odor
MW 33		13:36														odor
MW 34		13:23														odor
MW 35		12:53														odor
MW 36		13:43														odor
MW 37		12:36														odor
MW 38	5/10	11:07	G	X					X	X	X	X				No odor

Turn Around Time Required (Prior lab approval required for expedited TAT)
☐ Standard ☐ Rush (Please Specify)

Sample Disposal
☐ Return to Client ☐ Disposal by Lab

QC Requirements (Specify)

Possible Hazard Identification
☐Non-Hazard ☐Flammable ☐Skin Irritant ☐Poison ☐Unknown

	Date	Time		Date	Time
1. Relinquished by Sampler	5/10	15:45	1. Received by		
2. Relinquished by			2. Received by		
3. Relinquished by			3. Received by		
4. Relinquished by			4. Laboratory Received by	5/10/10	1545

Note: All samples are retained for six weeks from receipt unless other arrangements are made.

LAB USE ONLY
Received on Ice (Check) ☐ Yes ☐ No ☐ Ice Pack
Receipt Temp. _____ °C
Temp. Blank ☐ Y / ☐ N

Shealy Environmental Services, Inc.
106 Vantage Point Drive
West Columbia, South Carolina 29172
Telephone No. (803) 791-9700 Fax No. (803) 791-9111
www.shealylab.com

SHEALY

Chain of Custody Record

Number 24509

Client: SCDHEC UST	Report to Contact: D. Thoma	Sampler (Printed Name): [illegible]	Quote No.
Address: 2600 Bull Street	Telephone No. / Fax No. / Email: 803 896 6240	Waybill No.	Page 3 of 5
City: Columbia; State: SC; Zip Code: 29201	Preservative: 1. Unpres. 2. NaOH/ZnA 3. H2SO4 4. HNO3 5. HCL 6. Na Thio. 7. NaOH		
Project Name: University Mart			
Project Number: 07584 / 45308	P.O Number: 4600088529		

Number of Containers: 3 — 1 — 3
Bottle (See instructions on back): A — 1 — A
Preservative: S — 1 — S
Lot No.

Sample ID / Description (Containers for each sample may be combined on one line)	Date	Time	G=Grab C=Composite	GW	DW	WW	S	Other	Analysis	BTEX, Naph, MTBE	1,2 DCA	8 oxygenate	EDB	Remarks / Cooler ID
mw 39	5/10	12:05	G	X						X	X	X	X	Slight odor
mw 40	5/10	11:58												odor / sheen
mw 41	5/10	11:49												odor Sample = 11:49 am
mw 42	5/10	14:04												odor
~~mw 61~~														Not Located
mw 62	5/10	10:52												No odor
mw 63	5/10	10:08	G	X						X	X	X	X	No odor
~~mw 64~~														Destroyed / Paved over
~~mw 65~~														DRY
~~mw 66~~														Not Located

Turn Around Time Required (Prior lab approval required for expedited TAT): ☐ Standard ☐ Rush (Please Specify)

Sample Disposal: ☐ Return to Client ☐ Disposal by Lab

QC Requirements (Specify):

Possible Hazard Identification: ☐Non-Hazard ☐Flammable ☐Skin Irritant ☐Poison ☐Unknown

	Date	Time		Date	Time
1. Relinquished by / Sampler: [signature]	5/10	15:45	1. Received by		
2. Relinquished by			2. Received by		
3. Relinquished by			3. Received by		
4. Relinquished by			4. Laboratory Received by: [signature]	5/10/17	1744

Note: All samples are retained for six weeks from receipt unless other arrangements are made.

LAB USE ONLY
Received on Ice (Check) ☐ Yes ☐ No ☐ Ice Pack
Receipt Temp. _____ °C
Temp. Blank ☐ Y / ☐ N

Chain of Custody Record

Shealy Environmental Services, Inc.
106 Vantage Point Drive
West Columbia, South Carolina 29172
Telephone No. (803) 791-9700 Fax No. (803) 791-9111
www.shealylab.com

Number 24510

Client: SC DHEC - UST	Report to Contact: D Thoma	Sampler (Printed Name): Kyle Pudney	Quote No.
Address: 2600 Bull Street	Telephone No. / Fax No. / Email: 803 896 6240	Waybill No.	Page 4 of 5
City: Columbia; State: SC; Zip Code: 29201	Preservative: 1. Unpres. 2. NaOH/ZnA 3. H2SO4 4. HNO3 5. HCL 6. Na Thio. 7. NaOH		Number of Containers
Project Name: University Mart			Bottle (See Instructions on back)
Project Number: 07584 / 45308	P.O Number: 4600088529		Preservative
			Lot No.

Sample ID / Description (Containers for each sample may be combined on one line)	Date	Time	G=Grab C=Composite	Matrix GW	DW	WW	S	Other	Analysis	BTEX, Naphthalene, MTBE	1,2 DCA	8 Oxygenate	EDB	Remarks / Cooler ID
MW 67	5/10	11:41	G	X						X	X	X	X	No odor
~~MW 68~~														Not Located
~~MW 69~~														Not Located
MW 70		10:32												No odor
MW-5a-R		11:15												odor
~~PW-1R~~														Product
~~RW-1R~~														Not Located
DW 3		12:55												odor
DW 4		12:20												odor
DW 5	5/10	13:01	G	X						X	X	X	X	No odor

Turn Around Time Required (Prior lab approval required for expedited TAT)	Sample Disposal	QC Requirements (Specify)	Possible Hazard Identification
☐ Standard ☐ Rush (Please Specify)	☐ Return to Client ☐ Disposal by Lab		☐Non-Hazard ☐Flammable ☐Skin Irritant ☐Poison ☐Unknown

	Date	Time		Date	Time
1. Relinquished by / Sampler: [signature]	5/10	15:45	1. Received by		
2. Relinquished by			2. Received by		
3. Relinquished by			3. Received by		
4. Relinquished by			4. Laboratory Received by: [signature]	5/10/10	1545

Note: All samples are retained for six weeks from receipt unless other arrangements are made.

LAB USE ONLY
Received on Ice (Check) ☐ Yes ☐ No ☐ Ice Pack
Receipt Temp. _____ °C
Temp. Blank ☐ Y / ☐ N

Shealy Environmental Services, Inc.
106 Vantage Point Drive
West Columbia, South Carolina 29172
Telephone No. (803) 791-9700 Fax No. (803) 791-9111
www.shealylab.com

SHEALY **Chain of Custody Record** **Number 24511**

Client: SCDHEC - UST	Report to Contact: D. Thoma	Sampler (Printed Name): Kyle Rudisill	Quote No.
Address: 2600 Bull Street	Telephone No. / Fax No. / Email: 803 896 6240	Waybill No.	Page: 5 of 5
City: Columbia / State: SC / Zip Code: 29201	Preservative: 1. Unpres. 2. NaOH/ZnA 3. H2SO4 4. HNO3 5. HCL 6. Na Thio. 7. NaOH		
Project Name: University Mall			
Project Number: 07584 / 45308	P.O Number: 4600068529		

Sample ID / Description (Containers for each sample may be combined on one line)	Date	Time	G=Grab C=Composite	Matrix: GW	DW	WW	S	Other	Analysis: Benzene, Naphthalene, MTBE	1,2 DCA	8 Oxygenates	EDB	Remarks / Cooler ID
									3	—	1	3	
									1	—	1	A	
									5	—	1	5	
DW-6	5/10	12:17	G	X					X	X	X	X	No odor
MW-22 Dup		11:00											odor
MW-25 Dup		10:30											odor
Field Blank		14:10							X	X	X	X	—
Trip Blank	5/10	14:11	G	X					X	X	X		—
~~Trip Blank~~													Not sampled
~~MW-35 Dup.~~													Please dispose of

Turn Around Time Required (Prior lab approval required for expedited TAT): ☐ Standard ☐ Rush (Please Specify)

Sample Disposal: ☐ Return to Client ☐ Disposal by Lab

QC Requirements (Specify)

Possible Hazard Identification: ☐Non-Hazard ☐Flammable ☐Skin Irritant ☐Poison ☐Unknown

1. Relinquished by / Sampler	Date 5/10	Time 15:45	1. Received by	Date	Time
2. Relinquished by	Date	Time	2. Received by	Date	Time
3. Relinquished by	Date	Time	3. Received by	Date	Time
4. Relinquished by	Date	Time	4. Laboratory Received by	Date 5/10/10	Time 17:45

Note: All samples are retained for six weeks from receipt unless other arrangements are made.

LAB USE ONLY
Received on Ice (Check) ☐ Yes ☐ No ☐ Ice Pack
Receipt Temp. _____ °C
Temp. Blank ☐ Y / ☐ N

May 20, 2013

Midlands Environmental Consultants, Inc.

Re: Treatment of Purge Water
University Mart
Columbia, South Carolina
SCDHEC Site ID Number 07584
MECI Project Number 13-4350

To Whom It May Concern;

Midlands Environmental Consultants, Inc. is providing the following letter as certification that treatment of the referenced purge water complied with the conditions of "Proposed Conditions for Use of Portable Activated Carbon Units for the Treatment of Small Volumes of Petroleum Hydrocarbon Contaminated Groundwater", as described in the following:

Applicability:

Groundwater treated was obtained as a result development of wells and sampling.

Conditions:

1. The purge/bail water from all wells is mixed before usage of the Activated Carbon Unit.
2. No free-product was detected in any of the purge water drums.
3. Analytical results of from well sampling show average concentrations of petroleum hydrocarbon constituents less than 5000 parts per billion (ppb) Benzene and less than 20,000 ppb total BTEX.
4. The existing carbon pack will be replaced/reactivated every 5,000 gallons.
5. Record of usage is maintained by Contractor.
6. Any and all recommendations and conditions issued by the Manufacturer have been adhered to.
7. Any and all recommendations and conditions (even on a site by site basis) issued by the SCDHEC must be adhered to.

All purge waters were treated on-site using an up-flow treatment drum loaded with 30 pounds of activated carbon. Carbon will be loaded to a maximum of 3 pounds of total organic compounds or 5,000 gallons of development/purge water, whichever occurs first.

Post Office Box 854, Lexington SC 29071 • 235-B Dooley Road, Lexington, SC 29073
Telephone: (803) 808-2043 • fax: (803) 808-2048

A total of 69.0 gallons were treated on May 10, 2013 at the referenced site.

Midlands Environmental also tracks cumulative organic compounds adsorbed on the activated carbon to ensure the capacity of carbon mass is not over-charged. This data is available upon request.

Should you have any questions or comments, please contact the undersigned.

Sincerely,
Midlands Environmental Consultants, Inc.

Courtney M. Sanders
Project Biologist

SHEALY ENVIRONMENTAL SERVICES, INC.

Report of Analysis

SC DHEC - UST Management
2600 Bull Street
Columbia, SC 29201
Attention: Debra Thoma



Project Name: **University Mart**

Project Number: **UST Permit #07584/CA #45308**

Lot Number: **OE11003**

Date Completed: **05/28/2013**

Kelly M. Maberry
Project Manager

This report shall not be reproduced, except in its entirety, without the written approval of Shealy Environmental Services, Inc.

The following non-paginated documents are considered part of this report: Chain of Custody Record and Sample Receipt Checklist.

Case Narrative
SC DHEC - UST Management
Lot Number: OE11003

This Report of Analysis contains the analytical result(s) for the sample(s) listed on the Sample Summary following this Case Narrative. The sample receiving date is documented in the header information associated with each sample.

All results listed in this report relate only to the samples that are contained within this report.

Sample receipt, sample analysis, and data review have been performed in accordance with the most current approved NELAC standards, the Shealy Environmental Services, Inc. ("Shealy") Quality Assurance Management Plan (QAMP), standard operating procedures (SOPs), and Shealy policies. Any exceptions to the NELAC standards, the QAMP, SOPs or policies are qualified on the results page or discussed below.

If you have any questions regarding this report please contact the Shealy Project Manager listed on the cover page.

Sample Receiving
Sample -029 ("WSW-8) was not received. Per MECI, sample was not collected.

Samples -001 through -004, -021, -023, -026, -027 for volatiles analysis contained vials with air bubbles greater than ¼" or 6mm in diameter. The laboratory uses these vials for screening and the vials without bubbles foranalysis whenever possible. Condition of samples is documented on the Sample Receipt Checklist (SRC).

Volatiles
The MS/MSD associated with sample -002 had TBF recovered outside of the acceptance limits. This demonstrates a matrix effect and data quality is not impacted.

EDB
Samples -001 -004,-008, 010 through -013, -020 and -025 had sediment in the sample vial that altered the final volume.

Sample -019 had the surrogate recovered above the acceptance limits. This reflects a high bias for compounds associated with this surrogate. There were no detections for these compounds in the sample; therefore, there is no impact on data quality and no corrective action is required.

Sample Summary
SC DHEC - UST Management
Lot Number: OE11003

Sample Number	Sample ID	Matrix	Date Sampled	Date Received
001	MW-22	Aqueous	05/10/2013 1100	05/10/2013
002	MW-25	Aqueous	05/10/2013 1030	05/10/2013
003	MW-27	Aqueous	05/10/2013 0950	05/10/2013
004	MW-28	Aqueous	05/10/2013 1002	05/10/2013
005	MW-29	Aqueous	05/10/2013 1013	05/10/2013
006	MW-30	Aqueous	05/10/2013 1336	05/10/2013
007	MW-31	Aqueous	05/10/2013 1230	05/10/2013
008	MW-32	Aqueous	05/10/2013 1346	05/10/2013
009	MW-33	Aqueous	05/10/2013 1336	05/10/2013
010	MW-34	Aqueous	05/10/2013 1323	05/10/2013
011	MW-35	Aqueous	05/10/2013 1253	05/10/2013
012	MW-36	Aqueous	05/10/2013 1343	05/10/2013
013	MW-37	Aqueous	05/10/2013 1236	05/10/2013
014	MW-38	Aqueous	05/10/2013 1107	05/10/2013
015	MW-39	Aqueous	05/10/2013 1205	05/10/2013
016	MW-40	Aqueous	05/10/2013 1158	05/10/2013
017	MW-41	Aqueous	05/10/2013 1149	05/10/2013
018	MW-42	Aqueous	05/10/2013 1404	05/10/2013
019	MW-62	Aqueous	05/10/2013 1052	05/10/2013
020	MW-63	Aqueous	05/10/2013 1008	05/10/2013
021	MW-67	Aqueous	05/10/2013 1141	05/10/2013
022	MW-70	Aqueous	05/10/2013 1032	05/10/2013
023	MW-5aR	Aqueous	05/10/2013 1115	05/10/2013
024	DW-3	Aqueous	05/10/2013 1255	05/10/2013
025	DW-4	Aqueous	05/10/2013 1220	05/10/2013
026	DW-5	Aqueous	05/10/2013 1301	05/10/2013
027	DW-6	Aqueous	05/10/2013 1217	05/10/2013
028	MW-22 Dup	Aqueous	05/10/2013 1100	05/10/2013
029	MW-25 Dup	Aqueous	05/10/2013 1030	05/10/2013
030	Field Blank	Aqueous	05/10/2013 1410	05/10/2013
031	Trip Blank	Aqueous	05/10/2013 1411	05/10/2013

(31 samples)

Executive Summary
SC DHEC - UST Management
Lot Number: OE11003

Sample	Sample ID	Matrix	Parameter	Method	Result	Q	Units	Page
001	MW-22	Aqueous	tert-Amyl alcohol (TAA)	8260B	6000	J	ug/L	7
001	MW-22	Aqueous	tert-Amyl methyl ether (TAME)	8260B	130	J	ug/L	7
001	MW-22	Aqueous	Benzene	8260B	3300		ug/L	7
001	MW-22	Aqueous	Diisopropyl ether (IPE)	8260B	370	J	ug/L	7
001	MW-22	Aqueous	Ethylbenzene	8260B	2900		ug/L	7
001	MW-22	Aqueous	Naphthalene	8260B	640	J	ug/L	7
001	MW-22	Aqueous	Toluene	8260B	17000		ug/L	7
001	MW-22	Aqueous	Xylenes (total)	8260B	20000		ug/L	7
002	MW-25	Aqueous	Ethylbenzene	8260B	1900	J	ug/L	8
002	MW-25	Aqueous	Toluene	8260B	3000	J	ug/L	8
002	MW-25	Aqueous	Xylenes (total)	8260B	23000		ug/L	8
007	MW-31	Aqueous	tert-Amyl alcohol (TAA)	8260B	510		ug/L	13
007	MW-31	Aqueous	Benzene	8260B	57		ug/L	13
007	MW-31	Aqueous	1,2-Dichloroethane	8260B	2.4	J	ug/L	13
007	MW-31	Aqueous	Diisopropyl ether (IPE)	8260B	2.1	J	ug/L	13
007	MW-31	Aqueous	Ethylbenzene	8260B	520		ug/L	13
007	MW-31	Aqueous	Methyl tertiary butyl ether (MTBE)	8260B	12	J	ug/L	13
007	MW-31	Aqueous	Naphthalene	8260B	210		ug/L	13
007	MW-31	Aqueous	Toluene	8260B	90		ug/L	13
007	MW-31	Aqueous	Xylenes (total)	8260B	250		ug/L	13
008	MW-32	Aqueous	tert-Amyl alcohol (TAA)	8260B	200		ug/L	14
008	MW-32	Aqueous	Benzene	8260B	8.8		ug/L	14
008	MW-32	Aqueous	Ethylbenzene	8260B	24		ug/L	14
008	MW-32	Aqueous	Naphthalene	8260B	18		ug/L	14
008	MW-32	Aqueous	tert-butyl alcohol (TBA)	8260B	9.1	J	ug/L	14
008	MW-32	Aqueous	Toluene	8260B	4.3	J	ug/L	14
008	MW-32	Aqueous	Xylenes (total)	8260B	20		ug/L	14
009	MW-33	Aqueous	tert-Amyl alcohol (TAA)	8260B	3200	J	ug/L	15
009	MW-33	Aqueous	Benzene	8260B	520		ug/L	15
009	MW-33	Aqueous	Ethylbenzene	8260B	1500		ug/L	15
009	MW-33	Aqueous	Naphthalene	8260B	410	J	ug/L	15
009	MW-33	Aqueous	Toluene	8260B	7200		ug/L	15
009	MW-33	Aqueous	Xylenes (total)	8260B	7200		ug/L	15
010	MW-34	Aqueous	tert-Amyl alcohol (TAA)	8260B	65	J	ug/L	16
010	MW-34	Aqueous	Benzene	8260B	17	J	ug/L	16
010	MW-34	Aqueous	Ethylbenzene	8260B	130		ug/L	16
010	MW-34	Aqueous	Naphthalene	8260B	100		ug/L	16
010	MW-34	Aqueous	tert-butyl alcohol (TBA)	8260B	46	J	ug/L	16
010	MW-34	Aqueous	Toluene	8260B	150		ug/L	16
010	MW-34	Aqueous	Xylenes (total)	8260B	360		ug/L	16
011	MW-35	Aqueous	tert-Amyl alcohol (TAA)	8260B	5300		ug/L	17
011	MW-35	Aqueous	tert-Amyl methyl ether (TAME)	8260B	51	J	ug/L	17
011	MW-35	Aqueous	Benzene	8260B	4400		ug/L	17
011	MW-35	Aqueous	1,2-Dichloroethane	8260B	96	J	ug/L	17
011	MW-35	Aqueous	Diisopropyl ether (IPE)	8260B	270	J	ug/L	17

Sample	Sample ID	Matrix	Parameter	Method	Result	Q	Units	Page
011	MW-35	Aqueous	Ethylbenzene	8260B	1700		ug/L	17
011	MW-35	Aqueous	Methyl tertiary butyl ether (MTBE)	8260B	300		ug/L	17
011	MW-35	Aqueous	Naphthalene	8260B	580		ug/L	17
011	MW-35	Aqueous	Toluene	8260B	2000		ug/L	17
011	MW-35	Aqueous	Xylenes (total)	8260B	3500		ug/L	17
011	MW-35	Aqueous	1,2-Dibromoethane (EDB)	8011	0.15		ug/L	17
012	MW-36	Aqueous	tert-Amyl alcohol (TAA)	8260B	160	J	ug/L	18
012	MW-36	Aqueous	Benzene	8260B	18	J	ug/L	18
012	MW-36	Aqueous	Ethylbenzene	8260B	120		ug/L	18
012	MW-36	Aqueous	Naphthalene	8260B	69		ug/L	18
013	MW-37	Aqueous	tert-Amyl alcohol (TAA)	8260B	850		ug/L	19
013	MW-37	Aqueous	Benzene	8260B	240		ug/L	19
013	MW-37	Aqueous	1,2-Dichloroethane	8260B	5.7	J	ug/L	19
013	MW-37	Aqueous	Diisopropyl ether (IPE)	8260B	8.8	J	ug/L	19
013	MW-37	Aqueous	Ethylbenzene	8260B	270		ug/L	19
013	MW-37	Aqueous	Methyl tertiary butyl ether (MTBE)	8260B	11	J	ug/L	19
013	MW-37	Aqueous	Naphthalene	8260B	220		ug/L	19
013	MW-37	Aqueous	tert-butyl alcohol (TBA)	8260B	44	J	ug/L	19
013	MW-37	Aqueous	Toluene	8260B	34		ug/L	19
013	MW-37	Aqueous	Xylenes (total)	8260B	240		ug/L	19
015	MW-39	Aqueous	Benzene	8260B	13	J	ug/L	21
015	MW-39	Aqueous	Ethylbenzene	8260B	460		ug/L	21
015	MW-39	Aqueous	Naphthalene	8260B	330		ug/L	21
015	MW-39	Aqueous	Toluene	8260B	1300		ug/L	21
015	MW-39	Aqueous	Xylenes (total)	8260B	4200		ug/L	21
016	MW-40	Aqueous	Benzene	8260B	290	J	ug/L	22
016	MW-40	Aqueous	Ethylbenzene	8260B	650		ug/L	22
016	MW-40	Aqueous	Naphthalene	8260B	530		ug/L	22
016	MW-40	Aqueous	Toluene	8260B	2900		ug/L	22
016	MW-40	Aqueous	Xylenes (total)	8260B	7100		ug/L	22
017	MW-41	Aqueous	Benzene	8260B	260	J	ug/L	23
017	MW-41	Aqueous	Ethylbenzene	8260B	1100		ug/L	23
017	MW-41	Aqueous	Naphthalene	8260B	420	J	ug/L	23
018	MW-42	Aqueous	Ethylbenzene	8260B	36		ug/L	24
018	MW-42	Aqueous	Naphthalene	8260B	60		ug/L	24
019	MW-62	Aqueous	tert-Amyl alcohol (TAA)	8260B	440	J	ug/L	25
019	MW-62	Aqueous	Benzene	8260B	6.2	J	ug/L	25
019	MW-62	Aqueous	Methyl tertiary butyl ether (MTBE)	8260B	2.1	J	ug/L	25
019	MW-62	Aqueous	Naphthalene	8260B	9.6	J	ug/L	25
023	MW-5aR	Aqueous	tert-Amyl alcohol (TAA)	8260B	1300	J	ug/L	29
023	MW-5aR	Aqueous	Benzene	8260B	9200		ug/L	29
023	MW-5aR	Aqueous	Diisopropyl ether (IPE)	8260B	510	J	ug/L	29
023	MW-5aR	Aqueous	Ethylbenzene	8260B	1400		ug/L	29
023	MW-5aR	Aqueous	Methyl tertiary butyl ether (MTBE)	8260B	160	J	ug/L	29
023	MW-5aR	Aqueous	Naphthalene	8260B	810		ug/L	29
023	MW-5aR	Aqueous	Toluene	8260B	1000		ug/L	29
023	MW-5aR	Aqueous	Xylenes (total)	8260B	4400		ug/L	29
024	DW-3	Aqueous	tert-Amyl alcohol (TAA)	8260B	3600	J	ug/L	30

Sample	Sample ID	Matrix	Parameter	Method	Result	Q	Units	Page
024	DW-3	Aqueous	Benzene	8260B	2600		ug/L	30
024	DW-3	Aqueous	Ethylbenzene	8260B	2200		ug/L	30
024	DW-3	Aqueous	Naphthalene	8260B	620	J	ug/L	30
024	DW-3	Aqueous	Toluene	8260B	19000		ug/L	30
024	DW-3	Aqueous	Xylenes (total)	8260B	10000		ug/L	30
024	DW-3	Aqueous	1,2-Dibromoethane (EDB)	8011	0.18		ug/L	30
025	DW-4	Aqueous	Benzene	8260B	0.23	J	ug/L	31
026	DW-5	Aqueous	tert-Amyl alcohol (TAA)	8260B	3100	J	ug/L	32
026	DW-5	Aqueous	tert-Amyl methyl ether (TAME)	8260B	77	J	ug/L	32
026	DW-5	Aqueous	Benzene	8260B	5000		ug/L	32
026	DW-5	Aqueous	Diisopropyl ether (IPE)	8260B	500		ug/L	32
026	DW-5	Aqueous	Methyl tertiary butyl ether (MTBE)	8260B	920		ug/L	32
026	DW-5	Aqueous	Naphthalene	8260B	180	J	ug/L	32
026	DW-5	Aqueous	Xylenes (total)	8260B	2000		ug/L	32
026	DW-5	Aqueous	1,2-Dibromoethane (EDB)	8011	0.20		ug/L	32
028	MW-22 Dup	Aqueous	tert-Amyl alcohol (TAA)	8260B	6200	J	ug/L	34
028	MW-22 Dup	Aqueous	tert-Amyl methyl ether (TAME)	8260B	130	J	ug/L	34
028	MW-22 Dup	Aqueous	Benzene	8260B	3200		ug/L	34
028	MW-22 Dup	Aqueous	Diisopropyl ether (IPE)	8260B	410	J	ug/L	34
028	MW-22 Dup	Aqueous	Ethylbenzene	8260B	3000		ug/L	34
028	MW-22 Dup	Aqueous	Naphthalene	8260B	760	J	ug/L	34
028	MW-22 Dup	Aqueous	Toluene	8260B	17000		ug/L	34
028	MW-22 Dup	Aqueous	Xylenes (total)	8260B	20000		ug/L	34
029	MW-25 Dup	Aqueous	Ethylbenzene	8260B	2000	J	ug/L	35
029	MW-25 Dup	Aqueous	Toluene	8260B	2800	J	ug/L	35
029	MW-25 Dup	Aqueous	Xylenes (total)	8260B	22000		ug/L	35

(119 detections)

Client: **SC DHEC - UST Management**
Description: **MW-22**
Date Sampled: **05/10/2013 1100**
Date Received: **05/10/2013**

Laboratory ID: **OE11003-001**
Matrix: **Aqueous**

Volatile Organic Compounds by GC/MS

Run	Prep Method	Analytical Method	Dilution	Analysis Date	Analyst	Prep Date	Batch
1	5030B	8260B	200	05/23/2013 0743	JAC		21126

Parameter	CAS Number	Analytical Method	Result	Q	PQL	MDL	Units	Run
tert-Amyl alcohol (TAA)	**75-85-4**	**8260B**	**6000**	**J**	**20000**	**1300**	**ug/L**	**1**
tert-Amyl methyl ether (TAME)	**994-05-8**	**8260B**	**130**	**J**	**2000**	**40**	**ug/L**	**1**
Benzene	**71-43-2**	**8260B**	**3300**		**1000**	**40**	**ug/L**	**1**
tert-Butyl formate (TBF)	762-75-4	8260B	ND		20000	200	ug/L	1
1,2-Dichloroethane	107-06-2	8260B	ND		1000	60	ug/L	1
Diisopropyl ether (IPE)	**108-20-3**	**8260B**	**370**	**J**	**2000**	**80**	**ug/L**	**1**
3,3-Dimethyl-1-butanol	624-95-3	8260B	ND		20000	200	ug/L	1
Ethanol	64-17-5	8260B	ND		200000	6600	ug/L	1
Ethylbenzene	**100-41-4**	**8260B**	**2900**		**1000**	**340**	**ug/L**	**1**
Ethyl-tert-butyl ether (ETBE)	637-92-3	8260B	ND		20000	40	ug/L	1
Methyl tertiary butyl ether (MTBE)	1634-04-4	8260B	ND		1000	80	ug/L	1
Naphthalene	**91-20-3**	**8260B**	**640**	**J**	**1000**	**340**	**ug/L**	**1**
tert-butyl alcohol (TBA)	75-65-0	8260B	ND		20000	1300	ug/L	1
Toluene	**108-88-3**	**8260B**	**17000**		**1000**	**340**	**ug/L**	**1**
Xylenes (total)	**1330-20-7**	**8260B**	**20000**		**1000**	**340**	**ug/L**	**1**

Surrogate	Q	Run 1 % Recovery	Acceptance Limits
1,2-Dichloroethane-d4		108	70-130
Bromofluorobenzene		105	70-130
Toluene-d8		106	70-130

EDB & DBCP by Microextraction

Run	Prep Method	Analytical Method	Dilution	Analysis Date	Analyst	Prep Date	Batch
1	8011	8011	1	05/18/2013 0352	AMY	05/15/2013 1901	20557

Parameter	CAS Number	Analytical Method	Result	Q	PQL	MDL	Units	Run
1,2-Dibromoethane (EDB)	106-93-4	8011	ND		0.025	0.025	ug/L	1

Surrogate	Q	Run 1 % Recovery	Acceptance Limits
1,1,1,2-Tetrachloroethane		72	57-137

PQL = Practical quantitation limit
ND = Not detected at or above the MDL
B = Detected in the method blank
J = Estimated result < PQL and ≥ MDL
E = Quantitation of compound exceeded the calibration range
P = The RPD between two GC columns exceeds 40%
H = Out of holding time
N = Recovery is out of criteria
Q = Surrogate failure
L = LCS/LCSD failure
S = MS/MSD failure
Where applicable, all soil sample analysis are reported on a dry weight basis unless flagged with a "W"

Client: **SC DHEC - UST Management**
Description: **MW-25**
Date Sampled: **05/10/2013 1030**
Date Received: **05/10/2013**

Laboratory ID: **OE11003-002**
Matrix: **Aqueous**

Volatile Organic Compounds by GC/MS

Run	Prep Method	Analytical Method	Dilution	Analysis Date	Analyst	Prep Date	Batch
1	5030B	8260B	1000	05/23/2013 0829	JAC		21126

Parameter	CAS Number	Analytical Method	Result	Q	PQL	MDL	Units	Run
tert-Amyl alcohol (TAA)	75-85-4	8260B	ND		100000	6700	ug/L	1
tert-Amyl methyl ether (TAME)	994-05-8	8260B	ND		10000	200	ug/L	1
Benzene	71-43-2	8260B	ND		5000	200	ug/L	1
tert-Butyl formate (TBF)	762-75-4	8260B	ND		100000	1000	ug/L	1
1,2-Dichloroethane	107-06-2	8260B	ND		5000	300	ug/L	1
Diisopropyl ether (IPE)	108-20-3	8260B	ND		10000	400	ug/L	1
3,3-Dimethyl-1-butanol	624-95-3	8260B	ND		100000	1000	ug/L	1
Ethanol	64-17-5	8260B	ND		1000000	33000	ug/L	1
Ethylbenzene	**100-41-4**	**8260B**	**1900**	**J**	**5000**	**1700**	**ug/L**	**1**
Ethyl-tert-butyl ether (ETBE)	637-92-3	8260B	ND		100000	200	ug/L	1
Methyl tertiary butyl ether (MTBE)	1634-04-4	8260B	ND		5000	400	ug/L	1
Naphthalene	91-20-3	8260B	ND		5000	1700	ug/L	1
tert-butyl alcohol (TBA)	75-65-0	8260B	ND		100000	6700	ug/L	1
Toluene	**108-88-3**	**8260B**	**3000**	**J**	**5000**	**1700**	**ug/L**	**1**
Xylenes (total)	**1330-20-7**	**8260B**	**23000**		**5000**	**1700**	**ug/L**	**1**

Surrogate	Q	Run 1 % Recovery	Acceptance Limits
1,2-Dichloroethane-d4		106	70-130
Bromofluorobenzene		103	70-130
Toluene-d8		104	70-130

EDB & DBCP by Microextraction

Run	Prep Method	Analytical Method	Dilution	Analysis Date	Analyst	Prep Date	Batch
1	8011	8011	1	05/18/2013 0414	AMY	05/15/2013 1901	20557

Parameter	CAS Number	Analytical Method	Result	Q	PQL	MDL	Units	Run
1,2-Dibromoethane (EDB)	106-93-4	8011	ND		0.020	0.020	ug/L	1

Surrogate	Q	Run 1 % Recovery	Acceptance Limits
1,1,1,2-Tetrachloroethane		109	57-137

PQL = Practical quantitation limit
ND = Not detected at or above the MDL
B = Detected in the method blank
J = Estimated result < PQL and ≥ MDL
E = Quantitation of compound exceeded the calibration range
P = The RPD between two GC columns exceeds 40%
H = Out of holding time
N = Recovery is out of criteria
Q = Surrogate failure
L = LCS/LCSD failure
S = MS/MSD failure
Where applicable, all soil sample analysis are reported on a dry weight basis unless flagged with a "W"

Client: **SC DHEC - UST Management**
Description: **MW-27**
Date Sampled: **05/10/2013 0950**
Date Received: **05/10/2013**

Laboratory ID: **OE11003-003**
Matrix: **Aqueous**

Volatile Organic Compounds by GC/MS

Run	Prep Method	Analytical Method	Dilution	Analysis Date	Analyst	Prep Date	Batch
1	5030B	8260B	1	05/23/2013 0347	JAC		21125

Parameter	CAS Number	Analytical Method	Result	Q	PQL	MDL	Units	Run
tert-Amyl alcohol (TAA)	75-85-4	8260B	ND		100	6.7	ug/L	1
tert-Amyl methyl ether (TAME)	994-05-8	8260B	ND		10	0.20	ug/L	1
Benzene	71-43-2	8260B	ND		5.0	0.20	ug/L	1
tert-Butyl formate (TBF)	762-75-4	8260B	ND		100	1.0	ug/L	1
1,2-Dichloroethane	107-06-2	8260B	ND		5.0	0.30	ug/L	1
Diisopropyl ether (IPE)	108-20-3	8260B	ND		10	0.40	ug/L	1
3,3-Dimethyl-1-butanol	624-95-3	8260B	ND		100	1.0	ug/L	1
Ethanol	64-17-5	8260B	ND		1000	33	ug/L	1
Ethylbenzene	100-41-4	8260B	ND		5.0	1.7	ug/L	1
Ethyl-tert-butyl ether (ETBE)	637-92-3	8260B	ND		100	0.20	ug/L	1
Methyl tertiary butyl ether (MTBE)	1634-04-4	8260B	ND		5.0	0.40	ug/L	1
Naphthalene	91-20-3	8260B	ND		5.0	1.7	ug/L	1
tert-butyl alcohol (TBA)	75-65-0	8260B	ND		100	6.7	ug/L	1
Toluene	108-88-3	8260B	ND		5.0	1.7	ug/L	1
Xylenes (total)	1330-20-7	8260B	ND		5.0	1.7	ug/L	1

Surrogate	Q	Run 1 % Recovery	Acceptance Limits
1,2-Dichloroethane-d4		107	70-130
Bromofluorobenzene		109	70-130
Toluene-d8		114	70-130

EDB & DBCP by Microextraction

Run	Prep Method	Analytical Method	Dilution	Analysis Date	Analyst	Prep Date	Batch
1	8011	8011	1	05/18/2013 0435	AMY	05/15/2013 1901	20557

Parameter	CAS Number	Analytical Method	Result	Q	PQL	MDL	Units	Run
1,2-Dibromoethane (EDB)	106-93-4	8011	ND		0.020	0.020	ug/L	1

Surrogate	Q	Run 1 % Recovery	Acceptance Limits
1,1,1,2-Tetrachloroethane		110	57-137

PQL = Practical quantitation limit
ND = Not detected at or above the MDL
B = Detected in the method blank
J = Estimated result < PQL and ≥ MDL
E = Quantitation of compound exceeded the calibration range
P = The RPD between two GC columns exceeds 40%
H = Out of holding time
N = Recovery is out of criteria
Q = Surrogate failure
L = LCS/LCSD failure
S = MS/MSD failure
Where applicable, all soil sample analysis are reported on a dry weight basis unless flagged with a "W"

Client: **SC DHEC - UST Management**
Description: **MW-28**
Date Sampled: **05/10/2013 1002**
Date Received: **05/10/2013**

Laboratory ID: **OE11003-004**
Matrix: **Aqueous**

Volatile Organic Compounds by GC/MS

Run	Prep Method	Analytical Method	Dilution	Analysis Date	Analyst	Prep Date	Batch
1	5030B	8260B	1	05/23/2013 0140	JAC		21126

Parameter	CAS Number	Analytical Method	Result	Q	PQL	MDL	Units	Run
tert-Amyl alcohol (TAA)	75-85-4	8260B	ND		100	6.7	ug/L	1
tert-Amyl methyl ether (TAME)	994-05-8	8260B	ND		10	0.20	ug/L	1
Benzene	71-43-2	8260B	ND		5.0	0.20	ug/L	1
tert-Butyl formate (TBF)	762-75-4	8260B	ND		100	1.0	ug/L	1
1,2-Dichloroethane	107-06-2	8260B	ND		5.0	0.30	ug/L	1
Diisopropyl ether (IPE)	108-20-3	8260B	ND		10	0.40	ug/L	1
3,3-Dimethyl-1-butanol	624-95-3	8260B	ND		100	1.0	ug/L	1
Ethanol	64-17-5	8260B	ND		1000	33	ug/L	1
Ethylbenzene	100-41-4	8260B	ND		5.0	1.7	ug/L	1
Ethyl-tert-butyl ether (ETBE)	637-92-3	8260B	ND		100	0.20	ug/L	1
Methyl tertiary butyl ether (MTBE)	1634-04-4	8260B	ND		5.0	0.40	ug/L	1
Naphthalene	91-20-3	8260B	ND		5.0	1.7	ug/L	1
tert-butyl alcohol (TBA)	75-65-0	8260B	ND		100	6.7	ug/L	1
Toluene	108-88-3	8260B	ND		5.0	1.7	ug/L	1
Xylenes (total)	1330-20-7	8260B	ND		5.0	1.7	ug/L	1

Surrogate	Q	Run 1 % Recovery	Acceptance Limits
1,2-Dichloroethane-d4		103	70-130
Bromofluorobenzene		99	70-130
Toluene-d8		104	70-130

EDB & DBCP by Microextraction

Run	Prep Method	Analytical Method	Dilution	Analysis Date	Analyst	Prep Date	Batch
1	8011	8011	1	05/18/2013 0456	AMY	05/15/2013 1901	20557

Parameter	CAS Number	Analytical Method	Result	Q	PQL	MDL	Units	Run
1,2-Dibromoethane (EDB)	106-93-4	8011	ND		0.020	0.020	ug/L	1

Surrogate	Q	Run 1 % Recovery	Acceptance Limits
1,1,1,2-Tetrachloroethane		98	57-137

PQL = Practical quantitation limit
ND = Not detected at or above the MDL
B = Detected in the method blank
J = Estimated result < PQL and ≥ MDL
E = Quantitation of compound exceeded the calibration range
P = The RPD between two GC columns exceeds 40%
H = Out of holding time
N = Recovery is out of criteria
Q = Surrogate failure
L = LCS/LCSD failure
S = MS/MSD failure
Where applicable, all soil sample analysis are reported on a dry weight basis unless flagged with a "W"

Client: **SC DHEC - UST Management**
Description: **MW-29**
Date Sampled: **05/10/2013 1013**
Date Received: **05/10/2013**

Laboratory ID: **OE11003-005**
Matrix: **Aqueous**

Volatile Organic Compounds by GC/MS

Run	Prep Method	Analytical Method	Dilution	Analysis Date	Analyst	Prep Date	Batch
1	5030B	8260B	1	05/23/2013 0203	JAC		21126

Parameter	CAS Number	Analytical Method	Result	Q	PQL	MDL	Units	Run
tert-Amyl alcohol (TAA)	75-85-4	8260B	ND		100	6.7	ug/L	1
tert-Amyl methyl ether (TAME)	994-05-8	8260B	ND		10	0.20	ug/L	1
Benzene	71-43-2	8260B	ND		5.0	0.20	ug/L	1
tert-Butyl formate (TBF)	762-75-4	8260B	ND		100	1.0	ug/L	1
1,2-Dichloroethane	107-06-2	8260B	ND		5.0	0.30	ug/L	1
Diisopropyl ether (IPE)	108-20-3	8260B	ND		10	0.40	ug/L	1
3,3-Dimethyl-1-butanol	624-95-3	8260B	ND		100	1.0	ug/L	1
Ethanol	64-17-5	8260B	ND		1000	33	ug/L	1
Ethylbenzene	100-41-4	8260B	ND		5.0	1.7	ug/L	1
Ethyl-tert-butyl ether (ETBE)	637-92-3	8260B	ND		100	0.20	ug/L	1
Methyl tertiary butyl ether (MTBE)	1634-04-4	8260B	ND		5.0	0.40	ug/L	1
Naphthalene	91-20-3	8260B	ND		5.0	1.7	ug/L	1
tert-butyl alcohol (TBA)	75-65-0	8260B	ND		100	6.7	ug/L	1
Toluene	108-88-3	8260B	ND		5.0	1.7	ug/L	1
Xylenes (total)	1330-20-7	8260B	ND		5.0	1.7	ug/L	1

Surrogate	Q	Run 1 % Recovery	Acceptance Limits
1,2-Dichloroethane-d4		103	70-130
Bromofluorobenzene		99	70-130
Toluene-d8		103	70-130

EDB & DBCP by Microextraction

Run	Prep Method	Analytical Method	Dilution	Analysis Date	Analyst	Prep Date	Batch
1	8011	8011	1	05/18/2013 0517	AMY	05/15/2013 1901	20557

Parameter	CAS Number	Analytical Method	Result	Q	PQL	MDL	Units	Run
1,2-Dibromoethane (EDB)	106-93-4	8011	ND		0.019	0.019	ug/L	1

Surrogate	Q	Run 1 % Recovery	Acceptance Limits
1,1,1,2-Tetrachloroethane		96	57-137

PQL = Practical quantitation limit
ND = Not detected at or above the MDL
B = Detected in the method blank
J = Estimated result < PQL and ≥ MDL
E = Quantitation of compound exceeded the calibration range
P = The RPD between two GC columns exceeds 40%
H = Out of holding time
N = Recovery is out of criteria
Q = Surrogate failure
L = LCS/LCSD failure
S = MS/MSD failure
Where applicable, all soil sample analysis are reported on a dry weight basis unless flagged with a "W"

Client: **SC DHEC - UST Management**
Description: **MW-30**
Date Sampled: **05/10/2013 1336**
Date Received: **05/10/2013**

Laboratory ID: **OE11003-006**
Matrix: **Aqueous**

Volatile Organic Compounds by GC/MS

Run	Prep Method	Analytical Method	Dilution	Analysis Date	Analyst	Prep Date	Batch
1	5030B	8260B	1	05/23/2013 0225	JAC		21126

Parameter	CAS Number	Analytical Method	Result	Q	PQL	MDL	Units	Run
tert-Amyl alcohol (TAA)	75-85-4	8260B	ND		100	6.7	ug/L	1
tert-Amyl methyl ether (TAME)	994-05-8	8260B	ND		10	0.20	ug/L	1
Benzene	71-43-2	8260B	ND		5.0	0.20	ug/L	1
tert-Butyl formate (TBF)	762-75-4	8260B	ND		100	1.0	ug/L	1
1,2-Dichloroethane	107-06-2	8260B	ND		5.0	0.30	ug/L	1
Diisopropyl ether (IPE)	108-20-3	8260B	ND		10	0.40	ug/L	1
3,3-Dimethyl-1-butanol	624-95-3	8260B	ND		100	1.0	ug/L	1
Ethanol	64-17-5	8260B	ND		1000	33	ug/L	1
Ethylbenzene	100-41-4	8260B	ND		5.0	1.7	ug/L	1
Ethyl-tert-butyl ether (ETBE)	637-92-3	8260B	ND		100	0.20	ug/L	1
Methyl tertiary butyl ether (MTBE)	1634-04-4	8260B	ND		5.0	0.40	ug/L	1
Naphthalene	91-20-3	8260B	ND		5.0	1.7	ug/L	1
tert-butyl alcohol (TBA)	75-65-0	8260B	ND		100	6.7	ug/L	1
Toluene	108-88-3	8260B	ND		5.0	1.7	ug/L	1
Xylenes (total)	1330-20-7	8260B	ND		5.0	1.7	ug/L	1

Surrogate	Q	Run 1 % Recovery	Acceptance Limits
1,2-Dichloroethane-d4		104	70-130
Bromofluorobenzene		99	70-130
Toluene-d8		104	70-130

EDB & DBCP by Microextraction

Run	Prep Method	Analytical Method	Dilution	Analysis Date	Analyst	Prep Date	Batch
1	8011	8011	1	05/18/2013 0538	AMY	05/15/2013 1901	20557

Parameter	CAS Number	Analytical Method	Result	Q	PQL	MDL	Units	Run
1,2-Dibromoethane (EDB)	106-93-4	8011	ND		0.019	0.019	ug/L	1

Surrogate	Q	Run 1 % Recovery	Acceptance Limits
1,1,1,2-Tetrachloroethane		72	57-137

PQL = Practical quantitation limit
ND = Not detected at or above the MDL
B = Detected in the method blank
J = Estimated result < PQL and ≥ MDL
E = Quantitation of compound exceeded the calibration range
P = The RPD between two GC columns exceeds 40%
H = Out of holding time
N = Recovery is out of criteria
Q = Surrogate failure
L = LCS/LCSD failure
S = MS/MSD failure
Where applicable, all soil sample analysis are reported on a dry weight basis unless flagged with a "W"

Client: **SC DHEC - UST Management**
Description: **MW-31**
Date Sampled: **05/10/2013 1230**
Date Received: **05/10/2013**

Laboratory ID: **OE11003-007**
Matrix: **Aqueous**

Volatile Organic Compounds by GC/MS

Run	Prep Method	Analytical Method	Dilution	Analysis Date	Analyst	Prep Date	Batch
1	5030B	8260B	5	05/23/2013 0454	JAC		21125

Parameter	CAS Number	Analytical Method	Result	Q	PQL	MDL	Units	Run
tert-Amyl alcohol (TAA)	**75-85-4**	**8260B**	**510**		**500**	**34**	**ug/L**	**1**
tert-Amyl methyl ether (TAME)	994-05-8	8260B	ND		50	1.0	ug/L	1
Benzene	**71-43-2**	**8260B**	**57**		**25**	**1.0**	**ug/L**	**1**
tert-Butyl formate (TBF)	762-75-4	8260B	ND		500	5.0	ug/L	1
1,2-Dichloroethane	**107-06-2**	**8260B**	**2.4**	**J**	**25**	**1.5**	**ug/L**	**1**
Diisopropyl ether (IPE)	**108-20-3**	**8260B**	**2.1**	**J**	**50**	**2.0**	**ug/L**	**1**
3,3-Dimethyl-1-butanol	624-95-3	8260B	ND		500	5.0	ug/L	1
Ethanol	64-17-5	8260B	ND		5000	170	ug/L	1
Ethylbenzene	**100-41-4**	**8260B**	**520**		**25**	**8.5**	**ug/L**	**1**
Ethyl-tert-butyl ether (ETBE)	637-92-3	8260B	ND		500	1.0	ug/L	1
Methyl tertiary butyl ether (MTBE)	**1634-04-4**	**8260B**	**12**	**J**	**25**	**2.0**	**ug/L**	**1**
Naphthalene	**91-20-3**	**8260B**	**210**		**25**	**8.5**	**ug/L**	**1**
tert-butyl alcohol (TBA)	75-65-0	8260B	ND		500	34	ug/L	1
Toluene	**108-88-3**	**8260B**	**90**		**25**	**8.5**	**ug/L**	**1**
Xylenes (total)	**1330-20-7**	**8260B**	**250**		**25**	**8.5**	**ug/L**	**1**

Surrogate	Q	Run 1 % Recovery	Acceptance Limits
1,2-Dichloroethane-d4		102	70-130
Bromofluorobenzene		114	70-130
Toluene-d8		115	70-130

EDB & DBCP by Microextraction

Run	Prep Method	Analytical Method	Dilution	Analysis Date	Analyst	Prep Date	Batch
1	8011	8011	1	05/18/2013 0600	AMY	05/15/2013 1901	20557

Parameter	CAS Number	Analytical Method	Result	Q	PQL	MDL	Units	Run
1,2-Dibromoethane (EDB)	106-93-4	8011	ND		0.020	0.020	ug/L	1

Surrogate	Q	Run 1 % Recovery	Acceptance Limits
1,1,1,2-Tetrachloroethane		112	57-137

PQL = Practical quantitation limit
ND = Not detected at or above the MDL
B = Detected in the method blank
J = Estimated result < PQL and ≥ MDL
E = Quantitation of compound exceeded the calibration range
P = The RPD between two GC columns exceeds 40%
H = Out of holding time
N = Recovery is out of criteria
Q = Surrogate failure
L = LCS/LCSD failure
S = MS/MSD failure
Where applicable, all soil sample analysis are reported on a dry weight basis unless flagged with a "W"

Client: **SC DHEC - UST Management**
Description: **MW-32**
Date Sampled: **05/10/2013 1346**
Date Received: **05/10/2013**

Laboratory ID: **OE11003-008**
Matrix: **Aqueous**

Volatile Organic Compounds by GC/MS

Run	Prep Method	Analytical Method	Dilution	Analysis Date	Analyst	Prep Date	Batch
1	5030B	8260B	1	05/23/2013 0409	JAC		21125

Parameter	CAS Number	Analytical Method	Result	Q	PQL	MDL	Units	Run
tert-Amyl alcohol (TAA)	**75-85-4**	**8260B**	**200**		**100**	**6.7**	**ug/L**	**1**
tert-Amyl methyl ether (TAME)	994-05-8	8260B	ND		10	0.20	ug/L	1
Benzene	**71-43-2**	**8260B**	**8.8**		**5.0**	**0.20**	**ug/L**	**1**
tert-Butyl formate (TBF)	762-75-4	8260B	ND		100	1.0	ug/L	1
1,2-Dichloroethane	107-06-2	8260B	ND		5.0	0.30	ug/L	1
Diisopropyl ether (IPE)	108-20-3	8260B	ND		10	0.40	ug/L	1
3,3-Dimethyl-1-butanol	624-95-3	8260B	ND		100	1.0	ug/L	1
Ethanol	64-17-5	8260B	ND		1000	33	ug/L	1
Ethylbenzene	**100-41-4**	**8260B**	**24**		**5.0**	**1.7**	**ug/L**	**1**
Ethyl-tert-butyl ether (ETBE)	637-92-3	8260B	ND		100	0.20	ug/L	1
Methyl tertiary butyl ether (MTBE)	1634-04-4	8260B	ND		5.0	0.40	ug/L	1
Naphthalene	**91-20-3**	**8260B**	**18**		**5.0**	**1.7**	**ug/L**	**1**
tert-butyl alcohol (TBA)	**75-65-0**	**8260B**	**9.1**	**J**	**100**	**6.7**	**ug/L**	**1**
Toluene	**108-88-3**	**8260B**	**4.3**	**J**	**5.0**	**1.7**	**ug/L**	**1**
Xylenes (total)	**1330-20-7**	**8260B**	**20**		**5.0**	**1.7**	**ug/L**	**1**

Surrogate	Q	Run 1 % Recovery	Acceptance Limits
1,2-Dichloroethane-d4		91	70-130
Bromofluorobenzene		101	70-130
Toluene-d8		104	70-130

EDB & DBCP by Microextraction

Run	Prep Method	Analytical Method	Dilution	Analysis Date	Analyst	Prep Date	Batch
1	8011	8011	1	05/18/2013 0621	AMY	05/15/2013 1901	20557

Parameter	CAS Number	Analytical Method	Result	Q	PQL	MDL	Units	Run
1,2-Dibromoethane (EDB)	106-93-4	8011	ND		0.020	0.020	ug/L	1

Surrogate	Q	Run 1 % Recovery	Acceptance Limits
1,1,1,2-Tetrachloroethane		107	57-137

PQL = Practical quantitation limit
ND = Not detected at or above the MDL
B = Detected in the method blank
J = Estimated result < PQL and ≥ MDL
E = Quantitation of compound exceeded the calibration range
P = The RPD between two GC columns exceeds 40%
H = Out of holding time
N = Recovery is out of criteria
Q = Surrogate failure
L = LCS/LCSD failure
S = MS/MSD failure
Where applicable, all soil sample analysis are reported on a dry weight basis unless flagged with a "W"

Client: **SC DHEC - UST Management**
Description: **MW-33**
Date Sampled: **05/10/2013 1336**
Date Received: **05/10/2013**

Laboratory ID: **OE11003-009**
Matrix: **Aqueous**

Volatile Organic Compounds by GC/MS

Run	Prep Method	Analytical Method	Dilution	Analysis Date	Analyst	Prep Date	Batch
1	5030B	8260B	100	05/23/2013 0709	JAC		21125

Parameter	CAS Number	Analytical Method	Result	Q	PQL	MDL	Units	Run
tert-Amyl alcohol (TAA)	**75-85-4**	**8260B**	**3200**	**J**	**10000**	**670**	**ug/L**	**1**
tert-Amyl methyl ether (TAME)	994-05-8	8260B	ND		1000	20	ug/L	1
Benzene	**71-43-2**	**8260B**	**520**		**500**	**20**	**ug/L**	**1**
tert-Butyl formate (TBF)	762-75-4	8260B	ND		10000	100	ug/L	1
1,2-Dichloroethane	107-06-2	8260B	ND		500	30	ug/L	1
Diisopropyl ether (IPE)	108-20-3	8260B	ND		1000	40	ug/L	1
3,3-Dimethyl-1-butanol	624-95-3	8260B	ND		10000	100	ug/L	1
Ethanol	64-17-5	8260B	ND		100000	3300	ug/L	1
Ethylbenzene	**100-41-4**	**8260B**	**1500**		**500**	**170**	**ug/L**	**1**
Ethyl-tert-butyl ether (ETBE)	637-92-3	8260B	ND		10000	20	ug/L	1
Methyl tertiary butyl ether (MTBE)	1634-04-4	8260B	ND		500	40	ug/L	1
Naphthalene	**91-20-3**	**8260B**	**410**	**J**	**500**	**170**	**ug/L**	**1**
tert-butyl alcohol (TBA)	75-65-0	8260B	ND		10000	670	ug/L	1
Toluene	**108-88-3**	**8260B**	**7200**		**500**	**170**	**ug/L**	**1**
Xylenes (total)	**1330-20-7**	**8260B**	**7200**		**500**	**170**	**ug/L**	**1**

Surrogate	Q	Run 1 % Recovery	Acceptance Limits
1,2-Dichloroethane-d4		98	70-130
Bromofluorobenzene		111	70-130
Toluene-d8		110	70-130

EDB & DBCP by Microextraction

Run	Prep Method	Analytical Method	Dilution	Analysis Date	Analyst	Prep Date	Batch
1	8011	8011	1	05/18/2013 0642	AMY	05/15/2013 1901	20557

Parameter	CAS Number	Analytical Method	Result	Q	PQL	MDL	Units	Run
1,2-Dibromoethane (EDB)	106-93-4	8011	ND		0.020	0.020	ug/L	1

Surrogate	Q	Run 1 % Recovery	Acceptance Limits
1,1,1,2-Tetrachloroethane		95	57-137

PQL = Practical quantitation limit
ND = Not detected at or above the MDL
B = Detected in the method blank
J = Estimated result < PQL and ≥ MDL
E = Quantitation of compound exceeded the calibration range
P = The RPD between two GC columns exceeds 40%
H = Out of holding time
N = Recovery is out of criteria
Q = Surrogate failure
L = LCS/LCSD failure
S = MS/MSD failure
Where applicable, all soil sample analysis are reported on a dry weight basis unless flagged with a "W"

Client: **SC DHEC - UST Management**
Description: **MW-34**
Date Sampled: **05/10/2013 1323**
Date Received: **05/10/2013**

Laboratory ID: **OE11003-010**
Matrix: **Aqueous**

Volatile Organic Compounds by GC/MS

Run	Prep Method	Analytical Method	Dilution	Analysis Date	Analyst	Prep Date	Batch
1	5030B	8260B	5	05/23/2013 0517	JAC		21125

Parameter	CAS Number	Analytical Method	Result	Q	PQL	MDL	Units	Run
tert-Amyl alcohol (TAA)	**75-85-4**	**8260B**	**65**	**J**	**500**	**34**	**ug/L**	**1**
tert-Amyl methyl ether (TAME)	994-05-8	8260B	ND		50	1.0	ug/L	1
Benzene	**71-43-2**	**8260B**	**17**	**J**	**25**	**1.0**	**ug/L**	**1**
tert-Butyl formate (TBF)	762-75-4	8260B	ND		500	5.0	ug/L	1
1,2-Dichloroethane	107-06-2	8260B	ND		25	1.5	ug/L	1
Diisopropyl ether (IPE)	108-20-3	8260B	ND		50	2.0	ug/L	1
3,3-Dimethyl-1-butanol	624-95-3	8260B	ND		500	5.0	ug/L	1
Ethanol	64-17-5	8260B	ND		5000	170	ug/L	1
Ethylbenzene	**100-41-4**	**8260B**	**130**		**25**	**8.5**	**ug/L**	**1**
Ethyl-tert-butyl ether (ETBE)	637-92-3	8260B	ND		500	1.0	ug/L	1
Methyl tertiary butyl ether (MTBE)	1634-04-4	8260B	ND		25	2.0	ug/L	1
Naphthalene	**91-20-3**	**8260B**	**100**		**25**	**8.5**	**ug/L**	**1**
tert-butyl alcohol (TBA)	**75-65-0**	**8260B**	**46**	**J**	**500**	**34**	**ug/L**	**1**
Toluene	**108-88-3**	**8260B**	**150**		**25**	**8.5**	**ug/L**	**1**
Xylenes (total)	**1330-20-7**	**8260B**	**360**		**25**	**8.5**	**ug/L**	**1**

Surrogate	Q	Run 1 % Recovery	Acceptance Limits
1,2-Dichloroethane-d4		103	70-130
Bromofluorobenzene		114	70-130
Toluene-d8		116	70-130

EDB & DBCP by Microextraction

Run	Prep Method	Analytical Method	Dilution	Analysis Date	Analyst	Prep Date	Batch
1	8011	8011	1	05/18/2013 0703	AMY	05/15/2013 1901	20557

Parameter	CAS Number	Analytical Method	Result	Q	PQL	MDL	Units	Run
1,2-Dibromoethane (EDB)	106-93-4	8011	ND		0.020	0.020	ug/L	1

Surrogate	Q	Run 1 % Recovery	Acceptance Limits
1,1,1,2-Tetrachloroethane		99	57-137

PQL = Practical quantitation limit
ND = Not detected at or above the MDL
B = Detected in the method blank
J = Estimated result < PQL and ≥ MDL
E = Quantitation of compound exceeded the calibration range
P = The RPD between two GC columns exceeds 40%
H = Out of holding time
N = Recovery is out of criteria
Q = Surrogate failure
L = LCS/LCSD failure
S = MS/MSD failure
Where applicable, all soil sample analysis are reported on a dry weight basis unless flagged with a "W"

Client: **SC DHEC - UST Management**
Description: **MW-35**
Date Sampled: **05/10/2013 1253**
Date Received: **05/10/2013**

Laboratory ID: **OE11003-011**
Matrix: **Aqueous**

Volatile Organic Compounds by GC/MS

Run	Prep Method	Analytical Method	Dilution	Analysis Date	Analyst	Prep Date	Batch
1	5030B	8260B	50	05/23/2013 0624	JAC		21125

Parameter	CAS Number	Analytical Method	Result	Q	PQL	MDL	Units	Run
tert-Amyl alcohol (TAA)	**75-85-4**	**8260B**	**5300**		**5000**	**340**	**ug/L**	**1**
tert-Amyl methyl ether (TAME)	**994-05-8**	**8260B**	**51**	**J**	**500**	**10**	**ug/L**	**1**
Benzene	**71-43-2**	**8260B**	**4400**		**250**	**10**	**ug/L**	**1**
tert-Butyl formate (TBF)	762-75-4	8260B	ND		5000	50	ug/L	1
1,2-Dichloroethane	**107-06-2**	**8260B**	**96**	**J**	**250**	**15**	**ug/L**	**1**
Diisopropyl ether (IPE)	**108-20-3**	**8260B**	**270**	**J**	**500**	**20**	**ug/L**	**1**
3,3-Dimethyl-1-butanol	624-95-3	8260B	ND		5000	50	ug/L	1
Ethanol	64-17-5	8260B	ND		50000	1700	ug/L	1
Ethylbenzene	**100-41-4**	**8260B**	**1700**		**250**	**85**	**ug/L**	**1**
Ethyl-tert-butyl ether (ETBE)	637-92-3	8260B	ND		5000	10	ug/L	1
Methyl tertiary butyl ether (MTBE)	**1634-04-4**	**8260B**	**300**		**250**	**20**	**ug/L**	**1**
Naphthalene	**91-20-3**	**8260B**	**580**		**250**	**85**	**ug/L**	**1**
tert-butyl alcohol (TBA)	75-65-0	8260B	ND		5000	340	ug/L	1
Toluene	**108-88-3**	**8260B**	**2000**		**250**	**85**	**ug/L**	**1**
Xylenes (total)	**1330-20-7**	**8260B**	**3500**		**250**	**85**	**ug/L**	**1**

Surrogate	Q	Run 1 % Recovery	Acceptance Limits
1,2-Dichloroethane-d4		97	70-130
Bromofluorobenzene		113	70-130
Toluene-d8		112	70-130

EDB & DBCP by Microextraction

Run	Prep Method	Analytical Method	Dilution	Analysis Date	Analyst	Prep Date	Batch
1	8011	8011	1	05/18/2013 0724	AMY	05/15/2013 1901	20557

Parameter	CAS Number	Analytical Method	Result	Q	PQL	MDL	Units	Run
1,2-Dibromoethane (EDB)	**106-93-4**	**8011**	**0.15**		**0.020**	**0.020**	**ug/L**	**1**

Surrogate	Q	Run 1 % Recovery	Acceptance Limits
1,1,1,2-Tetrachloroethane		115	57-137

PQL = Practical quantitation limit
ND = Not detected at or above the MDL
B = Detected in the method blank
J = Estimated result < PQL and ≥ MDL
E = Quantitation of compound exceeded the calibration range
P = The RPD between two GC columns exceeds 40%
H = Out of holding time
N = Recovery is out of criteria
Q = Surrogate failure
L = LCS/LCSD failure
S = MS/MSD failure
Where applicable, all soil sample analysis are reported on a dry weight basis unless flagged with a "W"

Client: **SC DHEC - UST Management**
Description: **MW-36**
Date Sampled: **05/10/2013 1343**
Date Received: **05/10/2013**

Laboratory ID: **OE11003-012**
Matrix: **Aqueous**

Volatile Organic Compounds by GC/MS

Run	Prep Method	Analytical Method	Dilution	Analysis Date	Analyst	Prep Date	Batch
1	5030B	8260B	5	05/23/2013 0539	JAC		21125

Parameter	CAS Number	Analytical Method	Result	Q	PQL	MDL	Units	Run
tert-Amyl alcohol (TAA)	**75-85-4**	**8260B**	**160**	**J**	**500**	**34**	**ug/L**	**1**
tert-Amyl methyl ether (TAME)	994-05-8	8260B	ND		50	1.0	ug/L	1
Benzene	**71-43-2**	**8260B**	**18**	**J**	**25**	**1.0**	**ug/L**	**1**
tert-Butyl formate (TBF)	762-75-4	8260B	ND		500	5.0	ug/L	1
1,2-Dichloroethane	107-06-2	8260B	ND		25	1.5	ug/L	1
Diisopropyl ether (IPE)	108-20-3	8260B	ND		50	2.0	ug/L	1
3,3-Dimethyl-1-butanol	624-95-3	8260B	ND		500	5.0	ug/L	1
Ethanol	64-17-5	8260B	ND		5000	170	ug/L	1
Ethylbenzene	**100-41-4**	**8260B**	**120**		**25**	**8.5**	**ug/L**	**1**
Ethyl-tert-butyl ether (ETBE)	637-92-3	8260B	ND		500	1.0	ug/L	1
Methyl tertiary butyl ether (MTBE)	1634-04-4	8260B	ND		25	2.0	ug/L	1
Naphthalene	**91-20-3**	**8260B**	**69**		**25**	**8.5**	**ug/L**	**1**
tert-butyl alcohol (TBA)	75-65-0	8260B	ND		500	34	ug/L	1
Toluene	108-88-3	8260B	ND		25	8.5	ug/L	1
Xylenes (total)	1330-20-7	8260B	ND		25	8.5	ug/L	1

Surrogate	Q	Run 1 % Recovery	Acceptance Limits
1,2-Dichloroethane-d4		102	70-130
Bromofluorobenzene		113	70-130
Toluene-d8		114	70-130

EDB & DBCP by Microextraction

Run	Prep Method	Analytical Method	Dilution	Analysis Date	Analyst	Prep Date	Batch
1	8011	8011	1	05/18/2013 0746	AMY	05/15/2013 1901	20557

Parameter	CAS Number	Analytical Method	Result	Q	PQL	MDL	Units	Run
1,2-Dibromoethane (EDB)	106-93-4	8011	ND		0.020	0.020	ug/L	1

Surrogate	Q	Run 1 % Recovery	Acceptance Limits
1,1,1,2-Tetrachloroethane		106	57-137

PQL = Practical quantitation limit
ND = Not detected at or above the MDL
B = Detected in the method blank
J = Estimated result < PQL and ≥ MDL
E = Quantitation of compound exceeded the calibration range
P = The RPD between two GC columns exceeds 40%
H = Out of holding time
N = Recovery is out of criteria
Q = Surrogate failure
L = LCS/LCSD failure
S = MS/MSD failure
Where applicable, all soil sample analysis are reported on a dry weight basis unless flagged with a "W"

Client: **SC DHEC - UST Management**
Description: **MW-37**
Date Sampled: **05/10/2013 1236**
Date Received: **05/10/2013**

Laboratory ID: **OE11003-013**
Matrix: **Aqueous**

Volatile Organic Compounds by GC/MS

Run	Prep Method	Analytical Method	Dilution	Analysis Date	Analyst	Prep Date	Batch
1	5030B	8260B	5	05/23/2013 0602	JAC		21125

Parameter	CAS Number	Analytical Method	Result	Q	PQL	MDL	Units	Run
tert-Amyl alcohol (TAA)	**75-85-4**	**8260B**	**850**		**500**	**34**	**ug/L**	**1**
tert-Amyl methyl ether (TAME)	994-05-8	8260B	ND		50	1.0	ug/L	1
Benzene	**71-43-2**	**8260B**	**240**		**25**	**1.0**	**ug/L**	**1**
tert-Butyl formate (TBF)	762-75-4	8260B	ND		500	5.0	ug/L	1
1,2-Dichloroethane	**107-06-2**	**8260B**	**5.7**	**J**	**25**	**1.5**	**ug/L**	**1**
Diisopropyl ether (IPE)	**108-20-3**	**8260B**	**8.8**	**J**	**50**	**2.0**	**ug/L**	**1**
3,3-Dimethyl-1-butanol	624-95-3	8260B	ND		500	5.0	ug/L	1
Ethanol	64-17-5	8260B	ND		5000	170	ug/L	1
Ethylbenzene	**100-41-4**	**8260B**	**270**		**25**	**8.5**	**ug/L**	**1**
Ethyl-tert-butyl ether (ETBE)	637-92-3	8260B	ND		500	1.0	ug/L	1
Methyl tertiary butyl ether (MTBE)	**1634-04-4**	**8260B**	**11**	**J**	**25**	**2.0**	**ug/L**	**1**
Naphthalene	**91-20-3**	**8260B**	**220**		**25**	**8.5**	**ug/L**	**1**
tert-butyl alcohol (TBA)	**75-65-0**	**8260B**	**44**	**J**	**500**	**34**	**ug/L**	**1**
Toluene	**108-88-3**	**8260B**	**34**		**25**	**8.5**	**ug/L**	**1**
Xylenes (total)	**1330-20-7**	**8260B**	**240**		**25**	**8.5**	**ug/L**	**1**

Surrogate	Q	Run 1 % Recovery	Acceptance Limits
1,2-Dichloroethane-d4		100	70-130
Bromofluorobenzene		112	70-130
Toluene-d8		114	70-130

EDB & DBCP by Microextraction

Run	Prep Method	Analytical Method	Dilution	Analysis Date	Analyst	Prep Date	Batch
1	8011	8011	1	05/21/2013 1114	AMY	05/16/2013 1034	20593

Parameter	CAS Number	Analytical Method	Result	Q	PQL	MDL	Units	Run
1,2-Dibromoethane (EDB)	106-93-4	8011	ND		0.020	0.020	ug/L	1

Surrogate	Q	Run 1 % Recovery	Acceptance Limits
1,1,1,2-Tetrachloroethane		134	57-137

PQL = Practical quantitation limit
ND = Not detected at or above the MDL
B = Detected in the method blank
J = Estimated result < PQL and ≥ MDL
E = Quantitation of compound exceeded the calibration range
P = The RPD between two GC columns exceeds 40%
H = Out of holding time
N = Recovery is out of criteria
Q = Surrogate failure
L = LCS/LCSD failure
S = MS/MSD failure
Where applicable, all soil sample analysis are reported on a dry weight basis unless flagged with a "W"

Client: **SC DHEC - UST Management**
Description: **MW-38**
Date Sampled: **05/10/2013 1107**
Date Received: **05/10/2013**

Laboratory ID: **OE11003-014**
Matrix: **Aqueous**

Volatile Organic Compounds by GC/MS

Run	Prep Method	Analytical Method	Dilution	Analysis Date	Analyst	Prep Date	Batch
1	5030B	8260B	1	05/23/2013 0131	JAC		21125

Parameter	CAS Number	Analytical Method	Result	Q	PQL	MDL	Units	Run
tert-Amyl alcohol (TAA)	75-85-4	8260B	ND		100	6.7	ug/L	1
tert-Amyl methyl ether (TAME)	994-05-8	8260B	ND		10	0.20	ug/L	1
Benzene	71-43-2	8260B	ND		5.0	0.20	ug/L	1
tert-Butyl formate (TBF)	762-75-4	8260B	ND		100	1.0	ug/L	1
1,2-Dichloroethane	107-06-2	8260B	ND		5.0	0.30	ug/L	1
Diisopropyl ether (IPE)	108-20-3	8260B	ND		10	0.40	ug/L	1
3,3-Dimethyl-1-butanol	624-95-3	8260B	ND		100	1.0	ug/L	1
Ethanol	64-17-5	8260B	ND		1000	33	ug/L	1
Ethylbenzene	100-41-4	8260B	ND		5.0	1.7	ug/L	1
Ethyl-tert-butyl ether (ETBE)	637-92-3	8260B	ND		100	0.20	ug/L	1
Methyl tertiary butyl ether (MTBE)	1634-04-4	8260B	ND		5.0	0.40	ug/L	1
Naphthalene	91-20-3	8260B	ND		5.0	1.7	ug/L	1
tert-butyl alcohol (TBA)	75-65-0	8260B	ND		100	6.7	ug/L	1
Toluene	108-88-3	8260B	ND		5.0	1.7	ug/L	1
Xylenes (total)	1330-20-7	8260B	ND		5.0	1.7	ug/L	1

Surrogate	Q	Run 1 % Recovery	Acceptance Limits
1,2-Dichloroethane-d4		102	70-130
Bromofluorobenzene		108	70-130
Toluene-d8		111	70-130

EDB & DBCP by Microextraction

Run	Prep Method	Analytical Method	Dilution	Analysis Date	Analyst	Prep Date	Batch
1	8011	8011	1	05/21/2013 1135	AMY	05/16/2013 1034	20593

Parameter	CAS Number	Analytical Method	Result	Q	PQL	MDL	Units	Run
1,2-Dibromoethane (EDB)	106-93-4	8011	ND		0.020	0.020	ug/L	1

Surrogate	Q	Run 1 % Recovery	Acceptance Limits
1,1,1,2-Tetrachloroethane		112	57-137

PQL = Practical quantitation limit
ND = Not detected at or above the MDL
B = Detected in the method blank
J = Estimated result < PQL and ≥ MDL
E = Quantitation of compound exceeded the calibration range
P = The RPD between two GC columns exceeds 40%
H = Out of holding time
N = Recovery is out of criteria
Q = Surrogate failure
L = LCS/LCSD failure
S = MS/MSD failure
Where applicable, all soil sample analysis are reported on a dry weight basis unless flagged with a "W"

Client: **SC DHEC - UST Management**
Description: **MW-39**
Date Sampled: **05/10/2013 1205**
Date Received: **05/10/2013**

Laboratory ID: **OE11003-015**
Matrix: **Aqueous**

Volatile Organic Compounds by GC/MS

Run	Prep Method	Analytical Method	Dilution	Analysis Date	Analyst	Prep Date	Batch
1	5030B	8260B	50	05/23/2013 0647	JAC		21125

Parameter	CAS Number	Analytical Method	Result	Q	PQL	MDL	Units	Run
tert-Amyl alcohol (TAA)	75-85-4	8260B	ND		5000	340	ug/L	1
tert-Amyl methyl ether (TAME)	994-05-8	8260B	ND		500	10	ug/L	1
Benzene	**71-43-2**	**8260B**	**13**	**J**	**250**	**10**	**ug/L**	**1**
tert-Butyl formate (TBF)	762-75-4	8260B	ND		5000	50	ug/L	1
1,2-Dichloroethane	107-06-2	8260B	ND		250	15	ug/L	1
Diisopropyl ether (IPE)	108-20-3	8260B	ND		500	20	ug/L	1
3,3-Dimethyl-1-butanol	624-95-3	8260B	ND		5000	50	ug/L	1
Ethanol	64-17-5	8260B	ND		50000	1700	ug/L	1
Ethylbenzene	**100-41-4**	**8260B**	**460**		**250**	**85**	**ug/L**	**1**
Ethyl-tert-butyl ether (ETBE)	637-92-3	8260B	ND		5000	10	ug/L	1
Methyl tertiary butyl ether (MTBE)	1634-04-4	8260B	ND		250	20	ug/L	1
Naphthalene	**91-20-3**	**8260B**	**330**		**250**	**85**	**ug/L**	**1**
tert-butyl alcohol (TBA)	75-65-0	8260B	ND		5000	340	ug/L	1
Toluene	**108-88-3**	**8260B**	**1300**		**250**	**85**	**ug/L**	**1**
Xylenes (total)	**1330-20-7**	**8260B**	**4200**		**250**	**85**	**ug/L**	**1**

Surrogate	Q	Run 1 % Recovery	Acceptance Limits
1,2-Dichloroethane-d4		100	70-130
Bromofluorobenzene		110	70-130
Toluene-d8		113	70-130

EDB & DBCP by Microextraction

Run	Prep Method	Analytical Method	Dilution	Analysis Date	Analyst	Prep Date	Batch
1	8011	8011	1	05/21/2013 1157	AMY	05/16/2013 1034	20593

Parameter	CAS Number	Analytical Method	Result	Q	PQL	MDL	Units	Run
1,2-Dibromoethane (EDB)	106-93-4	8011	ND	Q	0.020	0.020	ug/L	1

Surrogate	Q	Run 1 % Recovery	Acceptance Limits
1,1,1,2-Tetrachloroethane	N	161	57-137

PQL = Practical quantitation limit
ND = Not detected at or above the MDL
B = Detected in the method blank
J = Estimated result < PQL and ≥ MDL
E = Quantitation of compound exceeded the calibration range
P = The RPD between two GC columns exceeds 40%
H = Out of holding time
N = Recovery is out of criteria
Q = Surrogate failure
L = LCS/LCSD failure
S = MS/MSD failure
Where applicable, all soil sample analysis are reported on a dry weight basis unless flagged with a "W"

Client: **SC DHEC - UST Management**
Description: **MW-40**
Date Sampled: **05/10/2013 1158**
Date Received: **05/10/2013**

Laboratory ID: **OE11003-016**
Matrix: **Aqueous**

Volatile Organic Compounds by GC/MS

Run	Prep Method	Analytical Method	Dilution	Analysis Date	Analyst	Prep Date	Batch
1	5030B	8260B	100	05/23/2013 0732	JAC		21125

Parameter	CAS Number	Analytical Method	Result	Q	PQL	MDL	Units	Run
tert-Amyl alcohol (TAA)	75-85-4	8260B	ND		10000	670	ug/L	1
tert-Amyl methyl ether (TAME)	994-05-8	8260B	ND		1000	20	ug/L	1
Benzene	**71-43-2**	**8260B**	**290**	**J**	**500**	**20**	**ug/L**	**1**
tert-Butyl formate (TBF)	762-75-4	8260B	ND		10000	100	ug/L	1
1,2-Dichloroethane	107-06-2	8260B	ND		500	30	ug/L	1
Diisopropyl ether (IPE)	108-20-3	8260B	ND		1000	40	ug/L	1
3,3-Dimethyl-1-butanol	624-95-3	8260B	ND		10000	100	ug/L	1
Ethanol	64-17-5	8260B	ND		100000	3300	ug/L	1
Ethylbenzene	**100-41-4**	**8260B**	**650**		**500**	**170**	**ug/L**	**1**
Ethyl-tert-butyl ether (ETBE)	637-92-3	8260B	ND		10000	20	ug/L	1
Methyl tertiary butyl ether (MTBE)	1634-04-4	8260B	ND		500	40	ug/L	1
Naphthalene	**91-20-3**	**8260B**	**530**		**500**	**170**	**ug/L**	**1**
tert-butyl alcohol (TBA)	75-65-0	8260B	ND		10000	670	ug/L	1
Toluene	**108-88-3**	**8260B**	**2900**		**500**	**170**	**ug/L**	**1**
Xylenes (total)	**1330-20-7**	**8260B**	**7100**		**500**	**170**	**ug/L**	**1**

Surrogate	Q	Run 1 % Recovery	Acceptance Limits
1,2-Dichloroethane-d4		99	70-130
Bromofluorobenzene		111	70-130
Toluene-d8		112	70-130

EDB & DBCP by Microextraction

Run	Prep Method	Analytical Method	Dilution	Analysis Date	Analyst	Prep Date	Batch
1	8011	8011	1	05/21/2013 1347	AMY	05/16/2013 1034	20593

Parameter	CAS Number	Analytical Method	Result	Q	PQL	MDL	Units	Run
1,2-Dibromoethane (EDB)	106-93-4	8011	ND		0.020	0.020	ug/L	1

Surrogate	Q	Run 1 % Recovery	Acceptance Limits
1,1,1,2-Tetrachloroethane		123	57-137

PQL = Practical quantitation limit
ND = Not detected at or above the MDL
B = Detected in the method blank
J = Estimated result < PQL and ≥ MDL
E = Quantitation of compound exceeded the calibration range
P = The RPD between two GC columns exceeds 40%
H = Out of holding time
N = Recovery is out of criteria
Q = Surrogate failure
L = LCS/LCSD failure
S = MS/MSD failure
Where applicable, all soil sample analysis are reported on a dry weight basis unless flagged with a "W"

Client: **SC DHEC - UST Management**
Description: **MW-41**
Date Sampled: **05/10/2013 1149**
Date Received: **05/10/2013**

Laboratory ID: **OE11003-017**
Matrix: **Aqueous**

Volatile Organic Compounds by GC/MS

Run	Prep Method	Analytical Method	Dilution	Analysis Date	Analyst	Prep Date	Batch
1	5030B	8260B	200	05/23/2013 1720	JJG		21176

Parameter	CAS Number	Analytical Method	Result	Q	PQL	MDL	Units	Run
tert-Amyl alcohol (TAA)	75-85-4	8260B	ND		20000	1300	ug/L	1
tert-Amyl methyl ether (TAME)	994-05-8	8260B	ND		2000	40	ug/L	1
Benzene	**71-43-2**	**8260B**	**260**	**J**	**1000**	**40**	**ug/L**	**1**
tert-Butyl formate (TBF)	762-75-4	8260B	ND		20000	200	ug/L	1
1,2-Dichloroethane	107-06-2	8260B	ND		1000	60	ug/L	1
Diisopropyl ether (IPE)	108-20-3	8260B	ND		2000	80	ug/L	1
3,3-Dimethyl-1-butanol	624-95-3	8260B	ND		20000	200	ug/L	1
Ethanol	64-17-5	8260B	ND		200000	6600	ug/L	1
Ethylbenzene	**100-41-4**	**8260B**	**1100**		**1000**	**340**	**ug/L**	**1**
Ethyl-tert-butyl ether (ETBE)	637-92-3	8260B	ND		20000	40	ug/L	1
Methyl tertiary butyl ether (MTBE)	1634-04-4	8260B	ND		1000	80	ug/L	1
Naphthalene	**91-20-3**	**8260B**	**420**	**J**	**1000**	**340**	**ug/L**	**1**
tert-butyl alcohol (TBA)	75-65-0	8260B	ND		20000	1300	ug/L	1
Toluene	108-88-3	8260B	ND		1000	340	ug/L	1
Xylenes (total)	1330-20-7	8260B	ND		1000	340	ug/L	1

Surrogate	Q	Run 1 % Recovery	Acceptance Limits
1,2-Dichloroethane-d4		98	70-130
Bromofluorobenzene		100	70-130
Toluene-d8		100	70-130

EDB & DBCP by Microextraction

Run	Prep Method	Analytical Method	Dilution	Analysis Date	Analyst	Prep Date	Batch
1	8011	8011	1	05/21/2013 1409	AMY	05/16/2013 1034	20593

Parameter	CAS Number	Analytical Method	Result	Q	PQL	MDL	Units	Run
1,2-Dibromoethane (EDB)	106-93-4	8011	ND		0.020	0.020	ug/L	1

Surrogate	Q	Run 1 % Recovery	Acceptance Limits
1,1,1,2-Tetrachloroethane		134	57-137

PQL = Practical quantitation limit
ND = Not detected at or above the MDL
B = Detected in the method blank
J = Estimated result < PQL and ≥ MDL
E = Quantitation of compound exceeded the calibration range
P = The RPD between two GC columns exceeds 40%
H = Out of holding time
N = Recovery is out of criteria
Q = Surrogate failure
L = LCS/LCSD failure
S = MS/MSD failure
Where applicable, all soil sample analysis are reported on a dry weight basis unless flagged with a "W"

Client: **SC DHEC - UST Management**
Description: **MW-42**
Date Sampled: **05/10/2013 1404**
Date Received: **05/10/2013**

Laboratory ID: **OE11003-018**
Matrix: **Aqueous**

Volatile Organic Compounds by GC/MS

Run	Prep Method	Analytical Method	Dilution	Analysis Date	Analyst	Prep Date	Batch
1	5030B	8260B	5	05/23/2013 1505	JJG		21176

Parameter	CAS Number	Analytical Method	Result	Q	PQL	MDL	Units	Run
tert-Amyl alcohol (TAA)	75-85-4	8260B	ND		500	34	ug/L	1
tert-Amyl methyl ether (TAME)	994-05-8	8260B	ND		50	1.0	ug/L	1
Benzene	71-43-2	8260B	ND		25	1.0	ug/L	1
tert-Butyl formate (TBF)	762-75-4	8260B	ND		500	5.0	ug/L	1
1,2-Dichloroethane	107-06-2	8260B	ND		25	1.5	ug/L	1
Diisopropyl ether (IPE)	108-20-3	8260B	ND		50	2.0	ug/L	1
3,3-Dimethyl-1-butanol	624-95-3	8260B	ND		500	5.0	ug/L	1
Ethanol	64-17-5	8260B	ND		5000	170	ug/L	1
Ethylbenzene	**100-41-4**	**8260B**	**36**		**25**	**8.5**	**ug/L**	**1**
Ethyl-tert-butyl ether (ETBE)	637-92-3	8260B	ND		500	1.0	ug/L	1
Methyl tertiary butyl ether (MTBE)	1634-04-4	8260B	ND		25	2.0	ug/L	1
Naphthalene	**91-20-3**	**8260B**	**60**		**25**	**8.5**	**ug/L**	**1**
tert-butyl alcohol (TBA)	75-65-0	8260B	ND		500	34	ug/L	1
Toluene	108-88-3	8260B	ND		25	8.5	ug/L	1
Xylenes (total)	1330-20-7	8260B	ND		25	8.5	ug/L	1

Surrogate	Q	Run 1 % Recovery	Acceptance Limits
1,2-Dichloroethane-d4		102	70-130
Bromofluorobenzene		101	70-130
Toluene-d8		104	70-130

EDB & DBCP by Microextraction

Run	Prep Method	Analytical Method	Dilution	Analysis Date	Analyst	Prep Date	Batch
1	8011	8011	1	05/21/2013 1431	AMY	05/16/2013 1034	20593

Parameter	CAS Number	Analytical Method	Result	Q	PQL	MDL	Units	Run
1,2-Dibromoethane (EDB)	106-93-4	8011	ND		0.019	0.019	ug/L	1

Surrogate	Q	Run 1 % Recovery	Acceptance Limits
1,1,1,2-Tetrachloroethane		134	57-137

PQL = Practical quantitation limit
ND = Not detected at or above the MDL
B = Detected in the method blank
J = Estimated result < PQL and ≥ MDL
E = Quantitation of compound exceeded the calibration range
P = The RPD between two GC columns exceeds 40%
H = Out of holding time
N = Recovery is out of criteria
Q = Surrogate failure
L = LCS/LCSD failure
S = MS/MSD failure
Where applicable, all soil sample analysis are reported on a dry weight basis unless flagged with a "W"

Client: **SC DHEC - UST Management**
Description: **MW-62**
Date Sampled: **05/10/2013 1052**
Date Received: **05/10/2013**

Laboratory ID: **OE11003-019**
Matrix: **Aqueous**

Volatile Organic Compounds by GC/MS

Run	Prep Method	Analytical Method	Dilution	Analysis Date	Analyst	Prep Date	Batch
1	5030B	8260B	5	05/23/2013 1527	JJG		21176

Parameter	CAS Number	Analytical Method	Result	Q	PQL	MDL	Units	Run
tert-Amyl alcohol (TAA)	**75-85-4**	**8260B**	**440**	**J**	**500**	**34**	**ug/L**	**1**
tert-Amyl methyl ether (TAME)	994-05-8	8260B	ND		50	1.0	ug/L	1
Benzene	**71-43-2**	**8260B**	**6.2**	**J**	**25**	**1.0**	**ug/L**	**1**
tert-Butyl formate (TBF)	762-75-4	8260B	ND		500	5.0	ug/L	1
1,2-Dichloroethane	107-06-2	8260B	ND		25	1.5	ug/L	1
Diisopropyl ether (IPE)	108-20-3	8260B	ND		50	2.0	ug/L	1
3,3-Dimethyl-1-butanol	624-95-3	8260B	ND		500	5.0	ug/L	1
Ethanol	64-17-5	8260B	ND		5000	170	ug/L	1
Ethylbenzene	100-41-4	8260B	ND		25	8.5	ug/L	1
Ethyl-tert-butyl ether (ETBE)	637-92-3	8260B	ND		500	1.0	ug/L	1
Methyl tertiary butyl ether (MTBE)	**1634-04-4**	**8260B**	**2.1**	**J**	**25**	**2.0**	**ug/L**	**1**
Naphthalene	**91-20-3**	**8260B**	**9.6**	**J**	**25**	**8.5**	**ug/L**	**1**
tert-butyl alcohol (TBA)	75-65-0	8260B	ND		500	34	ug/L	1
Toluene	108-88-3	8260B	ND		25	8.5	ug/L	1
Xylenes (total)	1330-20-7	8260B	ND		25	8.5	ug/L	1

Surrogate	Q	Run 1 % Recovery	Acceptance Limits
1,2-Dichloroethane-d4		99	70-130
Bromofluorobenzene		101	70-130
Toluene-d8		100	70-130

EDB & DBCP by Microextraction

Run	Prep Method	Analytical Method	Dilution	Analysis Date	Analyst	Prep Date	Batch
1	8011	8011	1	05/21/2013 1453	AMY	05/16/2013 1034	20593

Parameter	CAS Number	Analytical Method	Result	Q	PQL	MDL	Units	Run
1,2-Dibromoethane (EDB)	106-93-4	8011	ND		0.020	0.020	ug/L	1

Surrogate	Q	Run 1 % Recovery	Acceptance Limits
1,1,1,2-Tetrachloroethane		112	57-137

PQL = Practical quantitation limit
ND = Not detected at or above the MDL
B = Detected in the method blank
J = Estimated result < PQL and ≥ MDL
E = Quantitation of compound exceeded the calibration range
P = The RPD between two GC columns exceeds 40%
H = Out of holding time
N = Recovery is out of criteria
Q = Surrogate failure
L = LCS/LCSD failure
S = MS/MSD failure
Where applicable, all soil sample analysis are reported on a dry weight basis unless flagged with a "W"

Client: **SC DHEC - UST Management**
Description: **MW-63**
Date Sampled: **05/10/2013 1008**
Date Received: **05/10/2013**

Laboratory ID: **OE11003-020**
Matrix: **Aqueous**

Volatile Organic Compounds by GC/MS

Run	Prep Method	Analytical Method	Dilution	Analysis Date	Analyst	Prep Date	Batch
1	5030B	8260B	1	05/23/2013 0153	JAC		21125

Parameter	CAS Number	Analytical Method	Result	Q	PQL	MDL	Units	Run
tert-Amyl alcohol (TAA)	75-85-4	8260B	ND		100	6.7	ug/L	1
tert-Amyl methyl ether (TAME)	994-05-8	8260B	ND		10	0.20	ug/L	1
Benzene	71-43-2	8260B	ND		5.0	0.20	ug/L	1
tert-Butyl formate (TBF)	762-75-4	8260B	ND		100	1.0	ug/L	1
1,2-Dichloroethane	107-06-2	8260B	ND		5.0	0.30	ug/L	1
Diisopropyl ether (IPE)	108-20-3	8260B	ND		10	0.40	ug/L	1
3,3-Dimethyl-1-butanol	624-95-3	8260B	ND		100	1.0	ug/L	1
Ethanol	64-17-5	8260B	ND		1000	33	ug/L	1
Ethylbenzene	100-41-4	8260B	ND		5.0	1.7	ug/L	1
Ethyl-tert-butyl ether (ETBE)	637-92-3	8260B	ND		100	0.20	ug/L	1
Methyl tertiary butyl ether (MTBE)	1634-04-4	8260B	ND		5.0	0.40	ug/L	1
Naphthalene	91-20-3	8260B	ND		5.0	1.7	ug/L	1
tert-butyl alcohol (TBA)	75-65-0	8260B	ND		100	6.7	ug/L	1
Toluene	108-88-3	8260B	ND		5.0	1.7	ug/L	1
Xylenes (total)	1330-20-7	8260B	ND		5.0	1.7	ug/L	1

Surrogate	Q	Run 1 % Recovery	Acceptance Limits
1,2-Dichloroethane-d4		98	70-130
Bromofluorobenzene		106	70-130
Toluene-d8		107	70-130

EDB & DBCP by Microextraction

Run	Prep Method	Analytical Method	Dilution	Analysis Date	Analyst	Prep Date	Batch
1	8011	8011	1	05/21/2013 1515	AMY	05/16/2013 1034	20593

Parameter	CAS Number	Analytical Method	Result	Q	PQL	MDL	Units	Run
1,2-Dibromoethane (EDB)	106-93-4	8011	ND		0.020	0.020	ug/L	1

Surrogate	Q	Run 1 % Recovery	Acceptance Limits
1,1,1,2-Tetrachloroethane		115	57-137

PQL = Practical quantitation limit
ND = Not detected at or above the MDL
B = Detected in the method blank
J = Estimated result < PQL and ≥ MDL
E = Quantitation of compound exceeded the calibration range
P = The RPD between two GC columns exceeds 40%
H = Out of holding time
N = Recovery is out of criteria
Q = Surrogate failure
L = LCS/LCSD failure
S = MS/MSD failure
Where applicable, all soil sample analysis are reported on a dry weight basis unless flagged with a "W"

Client: **SC DHEC - UST Management**
Description: **MW-67**
Date Sampled: **05/10/2013 1141**
Date Received: **05/10/2013**

Laboratory ID: **OE11003-021**
Matrix: **Aqueous**

Volatile Organic Compounds by GC/MS

Run	Prep Method	Analytical Method	Dilution	Analysis Date	Analyst	Prep Date	Batch
1	5030B	8260B	1	05/23/2013 0216	JAC		21125

Parameter	CAS Number	Analytical Method	Result	Q	PQL	MDL	Units	Run
tert-Amyl alcohol (TAA)	75-85-4	8260B	ND		100	6.7	ug/L	1
tert-Amyl methyl ether (TAME)	994-05-8	8260B	ND		10	0.20	ug/L	1
Benzene	71-43-2	8260B	ND		5.0	0.20	ug/L	1
tert-Butyl formate (TBF)	762-75-4	8260B	ND		100	1.0	ug/L	1
1,2-Dichloroethane	107-06-2	8260B	ND		5.0	0.30	ug/L	1
Diisopropyl ether (IPE)	108-20-3	8260B	ND		10	0.40	ug/L	1
3,3-Dimethyl-1-butanol	624-95-3	8260B	ND		100	1.0	ug/L	1
Ethanol	64-17-5	8260B	ND		1000	33	ug/L	1
Ethylbenzene	100-41-4	8260B	ND		5.0	1.7	ug/L	1
Ethyl-tert-butyl ether (ETBE)	637-92-3	8260B	ND		100	0.20	ug/L	1
Methyl tertiary butyl ether (MTBE)	1634-04-4	8260B	ND		5.0	0.40	ug/L	1
Naphthalene	91-20-3	8260B	ND		5.0	1.7	ug/L	1
tert-butyl alcohol (TBA)	75-65-0	8260B	ND		100	6.7	ug/L	1
Toluene	108-88-3	8260B	ND		5.0	1.7	ug/L	1
Xylenes (total)	1330-20-7	8260B	ND		5.0	1.7	ug/L	1

Surrogate	Q	Run 1 % Recovery	Acceptance Limits
1,2-Dichloroethane-d4		101	70-130
Bromofluorobenzene		105	70-130
Toluene-d8		112	70-130

EDB & DBCP by Microextraction

Run	Prep Method	Analytical Method	Dilution	Analysis Date	Analyst	Prep Date	Batch
1	8011	8011	1	05/21/2013 1537	AMY	05/16/2013 1034	20593

Parameter	CAS Number	Analytical Method	Result	Q	PQL	MDL	Units	Run
1,2-Dibromoethane (EDB)	106-93-4	8011	ND		0.020	0.020	ug/L	1

Surrogate	Q	Run 1 % Recovery	Acceptance Limits
1,1,1,2-Tetrachloroethane		112	57-137

PQL = Practical quantitation limit
ND = Not detected at or above the MDL
B = Detected in the method blank
J = Estimated result < PQL and ≥ MDL
E = Quantitation of compound exceeded the calibration range
P = The RPD between two GC columns exceeds 40%
H = Out of holding time
N = Recovery is out of criteria
Q = Surrogate failure
L = LCS/LCSD failure
S = MS/MSD failure
Where applicable, all soil sample analysis are reported on a dry weight basis unless flagged with a "W"

Client: **SC DHEC - UST Management**
Description: **MW-70**
Date Sampled: **05/10/2013 1032**
Date Received: **05/10/2013**

Laboratory ID: **OE11003-022**
Matrix: **Aqueous**

Volatile Organic Compounds by GC/MS

Run	Prep Method	Analytical Method	Dilution	Analysis Date	Analyst	Prep Date	Batch
1	5030B	8260B	1	05/23/2013 0239	JAC		21125

Parameter	CAS Number	Analytical Method	Result	Q	PQL	MDL	Units	Run
tert-Amyl alcohol (TAA)	75-85-4	8260B	ND		100	6.7	ug/L	1
tert-Amyl methyl ether (TAME)	994-05-8	8260B	ND		10	0.20	ug/L	1
Benzene	71-43-2	8260B	ND		5.0	0.20	ug/L	1
tert-Butyl formate (TBF)	762-75-4	8260B	ND		100	1.0	ug/L	1
1,2-Dichloroethane	107-06-2	8260B	ND		5.0	0.30	ug/L	1
Diisopropyl ether (IPE)	108-20-3	8260B	ND		10	0.40	ug/L	1
3,3-Dimethyl-1-butanol	624-95-3	8260B	ND		100	1.0	ug/L	1
Ethanol	64-17-5	8260B	ND		1000	33	ug/L	1
Ethylbenzene	100-41-4	8260B	ND		5.0	1.7	ug/L	1
Ethyl-tert-butyl ether (ETBE)	637-92-3	8260B	ND		100	0.20	ug/L	1
Methyl tertiary butyl ether (MTBE)	1634-04-4	8260B	ND		5.0	0.40	ug/L	1
Naphthalene	91-20-3	8260B	ND		5.0	1.7	ug/L	1
tert-butyl alcohol (TBA)	75-65-0	8260B	ND		100	6.7	ug/L	1
Toluene	108-88-3	8260B	ND		5.0	1.7	ug/L	1
Xylenes (total)	1330-20-7	8260B	ND		5.0	1.7	ug/L	1

Surrogate	Q	Run 1 % Recovery	Acceptance Limits
1,2-Dichloroethane-d4		104	70-130
Bromofluorobenzene		109	70-130
Toluene-d8		111	70-130

EDB & DBCP by Microextraction

Run	Prep Method	Analytical Method	Dilution	Analysis Date	Analyst	Prep Date	Batch
1	8011	8011	1	05/21/2013 1558	AMY	05/16/2013 1034	20593

Parameter	CAS Number	Analytical Method	Result	Q	PQL	MDL	Units	Run
1,2-Dibromoethane (EDB)	106-93-4	8011	ND		0.020	0.020	ug/L	1

Surrogate	Q	Run 1 % Recovery	Acceptance Limits
1,1,1,2-Tetrachloroethane		113	57-137

PQL = Practical quantitation limit
ND = Not detected at or above the MDL
B = Detected in the method blank
J = Estimated result < PQL and ≥ MDL
E = Quantitation of compound exceeded the calibration range
P = The RPD between two GC columns exceeds 40%
H = Out of holding time
N = Recovery is out of criteria
Q = Surrogate failure
L = LCS/LCSD failure
S = MS/MSD failure
Where applicable, all soil sample analysis are reported on a dry weight basis unless flagged with a "W"

Client: **SC DHEC - UST Management**
Description: **MW-5aR**
Date Sampled: **05/10/2013 1115**
Date Received: **05/10/2013**

Laboratory ID: **OE11003-023**
Matrix: **Aqueous**

Volatile Organic Compounds by GC/MS

Run	Prep Method	Analytical Method	Dilution	Analysis Date	Analyst	Prep Date	Batch
1	5030B	8260B	100	05/23/2013 1657	JJG		21176

Parameter	CAS Number	Analytical Method	Result	Q	PQL	MDL	Units	Run
tert-Amyl alcohol (TAA)	**75-85-4**	**8260B**	**1300**	**J**	**10000**	**670**	**ug/L**	**1**
tert-Amyl methyl ether (TAME)	994-05-8	8260B	ND		1000	20	ug/L	1
Benzene	**71-43-2**	**8260B**	**9200**		**500**	**20**	**ug/L**	**1**
tert-Butyl formate (TBF)	762-75-4	8260B	ND		10000	100	ug/L	1
1,2-Dichloroethane	107-06-2	8260B	ND		500	30	ug/L	1
Diisopropyl ether (IPE)	**108-20-3**	**8260B**	**510**	**J**	**1000**	**40**	**ug/L**	**1**
3,3-Dimethyl-1-butanol	624-95-3	8260B	ND		10000	100	ug/L	1
Ethanol	64-17-5	8260B	ND		100000	3300	ug/L	1
Ethylbenzene	**100-41-4**	**8260B**	**1400**		**500**	**170**	**ug/L**	**1**
Ethyl-tert-butyl ether (ETBE)	637-92-3	8260B	ND		10000	20	ug/L	1
Methyl tertiary butyl ether (MTBE)	**1634-04-4**	**8260B**	**160**	**J**	**500**	**40**	**ug/L**	**1**
Naphthalene	**91-20-3**	**8260B**	**810**		**500**	**170**	**ug/L**	**1**
tert-butyl alcohol (TBA)	75-65-0	8260B	ND		10000	670	ug/L	1
Toluene	**108-88-3**	**8260B**	**1000**		**500**	**170**	**ug/L**	**1**
Xylenes (total)	**1330-20-7**	**8260B**	**4400**		**500**	**170**	**ug/L**	**1**

Surrogate	Q	Run 1 % Recovery	Acceptance Limits
1,2-Dichloroethane-d4		97	70-130
Bromofluorobenzene		104	70-130
Toluene-d8		99	70-130

EDB & DBCP by Microextraction

Run	Prep Method	Analytical Method	Dilution	Analysis Date	Analyst	Prep Date	Batch
1	8011	8011	1	05/21/2013 1620	AMY	05/16/2013 1034	20593

Parameter	CAS Number	Analytical Method	Result	Q	PQL	MDL	Units	Run
1,2-Dibromoethane (EDB)	106-93-4	8011	ND		0.020	0.020	ug/L	1

Surrogate	Q	Run 1 % Recovery	Acceptance Limits
1,1,1,2-Tetrachloroethane		128	57-137

PQL = Practical quantitation limit
ND = Not detected at or above the MDL
B = Detected in the method blank
J = Estimated result < PQL and ≥ MDL
E = Quantitation of compound exceeded the calibration range
P = The RPD between two GC columns exceeds 40%
H = Out of holding time
N = Recovery is out of criteria
Q = Surrogate failure
L = LCS/LCSD failure
S = MS/MSD failure
Where applicable, all soil sample analysis are reported on a dry weight basis unless flagged with a "W"

Client: **SC DHEC - UST Management**
Description: **DW-3**
Date Sampled: **05/10/2013 1255**
Date Received: **05/10/2013**

Laboratory ID: **OE11003-024**
Matrix: **Aqueous**

Volatile Organic Compounds by GC/MS

Run	Prep Method	Analytical Method	Dilution	Analysis Date	Analyst	Prep Date	Batch
1	5030B	8260B	200	05/23/2013 1743	JJG		21176

Parameter	CAS Number	Analytical Method	Result	Q	PQL	MDL	Units	Run
tert-Amyl alcohol (TAA)	**75-85-4**	**8260B**	**3600**	**J**	**20000**	**1300**	**ug/L**	**1**
tert-Amyl methyl ether (TAME)	994-05-8	8260B	ND		2000	40	ug/L	1
Benzene	**71-43-2**	**8260B**	**2600**		**1000**	**40**	**ug/L**	**1**
tert-Butyl formate (TBF)	762-75-4	8260B	ND		20000	200	ug/L	1
1,2-Dichloroethane	107-06-2	8260B	ND		1000	60	ug/L	1
Diisopropyl ether (IPE)	108-20-3	8260B	ND		2000	80	ug/L	1
3,3-Dimethyl-1-butanol	624-95-3	8260B	ND		20000	200	ug/L	1
Ethanol	64-17-5	8260B	ND		200000	6600	ug/L	1
Ethylbenzene	**100-41-4**	**8260B**	**2200**		**1000**	**340**	**ug/L**	**1**
Ethyl-tert-butyl ether (ETBE)	637-92-3	8260B	ND		20000	40	ug/L	1
Methyl tertiary butyl ether (MTBE)	1634-04-4	8260B	ND		1000	80	ug/L	1
Naphthalene	**91-20-3**	**8260B**	**620**	**J**	**1000**	**340**	**ug/L**	**1**
tert-butyl alcohol (TBA)	75-65-0	8260B	ND		20000	1300	ug/L	1
Toluene	**108-88-3**	**8260B**	**19000**		**1000**	**340**	**ug/L**	**1**
Xylenes (total)	**1330-20-7**	**8260B**	**10000**		**1000**	**340**	**ug/L**	**1**

Surrogate	Q	Run 1 % Recovery	Acceptance Limits
1,2-Dichloroethane-d4		98	70-130
Bromofluorobenzene		101	70-130
Toluene-d8		102	70-130

EDB & DBCP by Microextraction

Run	Prep Method	Analytical Method	Dilution	Analysis Date	Analyst	Prep Date	Batch
1	8011	8011	1	05/21/2013 1642	AMY	05/16/2013 1034	20593

Parameter	CAS Number	Analytical Method	Result	Q	PQL	MDL	Units	Run
1,2-Dibromoethane (EDB)	**106-93-4**	**8011**	**0.18**		**0.019**	**0.019**	**ug/L**	**1**

Surrogate	Q	Run 1 % Recovery	Acceptance Limits
1,1,1,2-Tetrachloroethane		131	57-137

PQL = Practical quantitation limit
ND = Not detected at or above the MDL
B = Detected in the method blank
J = Estimated result < PQL and ≥ MDL
E = Quantitation of compound exceeded the calibration range
P = The RPD between two GC columns exceeds 40%
H = Out of holding time
N = Recovery is out of criteria
Q = Surrogate failure
L = LCS/LCSD failure
S = MS/MSD failure
Where applicable, all soil sample analysis are reported on a dry weight basis unless flagged with a "W"

Client: **SC DHEC - UST Management**
Description: **DW-4**
Date Sampled: **05/10/2013 1220**
Date Received: **05/10/2013**

Laboratory ID: **OE11003-025**
Matrix: **Aqueous**

Volatile Organic Compounds by GC/MS

Run	Prep Method	Analytical Method	Dilution	Analysis Date	Analyst	Prep Date	Batch
1	5030B	8260B	1	05/23/2013 0302	JAC		21125

Parameter	CAS Number	Analytical Method	Result	Q	PQL	MDL	Units	Run
tert-Amyl alcohol (TAA)	75-85-4	8260B	ND		100	6.7	ug/L	1
tert-Amyl methyl ether (TAME)	994-05-8	8260B	ND		10	0.20	ug/L	1
Benzene	**71-43-2**	**8260B**	**0.23**	**J**	**5.0**	**0.20**	**ug/L**	**1**
tert-Butyl formate (TBF)	762-75-4	8260B	ND		100	1.0	ug/L	1
1,2-Dichloroethane	107-06-2	8260B	ND		5.0	0.30	ug/L	1
Diisopropyl ether (IPE)	108-20-3	8260B	ND		10	0.40	ug/L	1
3,3-Dimethyl-1-butanol	624-95-3	8260B	ND		100	1.0	ug/L	1
Ethanol	64-17-5	8260B	ND		1000	33	ug/L	1
Ethylbenzene	100-41-4	8260B	ND		5.0	1.7	ug/L	1
Ethyl-tert-butyl ether (ETBE)	637-92-3	8260B	ND		100	0.20	ug/L	1
Methyl tertiary butyl ether (MTBE)	1634-04-4	8260B	ND		5.0	0.40	ug/L	1
Naphthalene	91-20-3	8260B	ND		5.0	1.7	ug/L	1
tert-butyl alcohol (TBA)	75-65-0	8260B	ND		100	6.7	ug/L	1
Toluene	108-88-3	8260B	ND		5.0	1.7	ug/L	1
Xylenes (total)	1330-20-7	8260B	ND		5.0	1.7	ug/L	1

Surrogate	Q	Run 1 % Recovery	Acceptance Limits
1,2-Dichloroethane-d4		98	70-130
Bromofluorobenzene		107	70-130
Toluene-d8		107	70-130

EDB & DBCP by Microextraction

Run	Prep Method	Analytical Method	Dilution	Analysis Date	Analyst	Prep Date	Batch
1	8011	8011	1	05/21/2013 1750	AMY	05/16/2013 1034	20593

Parameter	CAS Number	Analytical Method	Result	Q	PQL	MDL	Units	Run
1,2-Dibromoethane (EDB)	106-93-4	8011	ND		0.021	0.021	ug/L	1

Surrogate	Q	Run 1 % Recovery	Acceptance Limits
1,1,1,2-Tetrachloroethane		89	57-137

PQL = Practical quantitation limit
ND = Not detected at or above the MDL
B = Detected in the method blank
J = Estimated result < PQL and ≥ MDL
E = Quantitation of compound exceeded the calibration range
P = The RPD between two GC columns exceeds 40%
H = Out of holding time
N = Recovery is out of criteria
Q = Surrogate failure
L = LCS/LCSD failure
S = MS/MSD failure
Where applicable, all soil sample analysis are reported on a dry weight basis unless flagged with a "W"

Client: **SC DHEC - UST Management**
Description: **DW-5**
Date Sampled: **05/10/2013 1301**
Date Received: **05/10/2013**

Laboratory ID: **OE11003-026**
Matrix: **Aqueous**

Volatile Organic Compounds by GC/MS

Run	Prep Method	Analytical Method	Dilution	Analysis Date	Analyst	Prep Date	Batch
1	5030B	8260B	50	05/23/2013 1635	JJG		21176

Parameter	CAS Number	Analytical Method	Result	Q	PQL	MDL	Units	Run
tert-Amyl alcohol (TAA)	**75-85-4**	**8260B**	**3100**	**J**	**5000**	**340**	**ug/L**	**1**
tert-Amyl methyl ether (TAME)	**994-05-8**	**8260B**	**77**	**J**	**500**	**10**	**ug/L**	**1**
Benzene	**71-43-2**	**8260B**	**5000**		**250**	**10**	**ug/L**	**1**
tert-Butyl formate (TBF)	762-75-4	8260B	ND		5000	50	ug/L	1
1,2-Dichloroethane	107-06-2	8260B	ND		250	15	ug/L	1
Diisopropyl ether (IPE)	**108-20-3**	**8260B**	**500**		**500**	**20**	**ug/L**	**1**
3,3-Dimethyl-1-butanol	624-95-3	8260B	ND		5000	50	ug/L	1
Ethanol	64-17-5	8260B	ND		50000	1700	ug/L	1
Ethylbenzene	100-41-4	8260B	ND		250	85	ug/L	1
Ethyl-tert-butyl ether (ETBE)	637-92-3	8260B	ND		5000	10	ug/L	1
Methyl tertiary butyl ether (MTBE)	**1634-04-4**	**8260B**	**920**		**250**	**20**	**ug/L**	**1**
Naphthalene	**91-20-3**	**8260B**	**180**	**J**	**250**	**85**	**ug/L**	**1**
tert-butyl alcohol (TBA)	75-65-0	8260B	ND		5000	340	ug/L	1
Toluene	108-88-3	8260B	ND		250	85	ug/L	1
Xylenes (total)	**1330-20-7**	**8260B**	**2000**		**250**	**85**	**ug/L**	**1**

Surrogate	Q	Run 1 % Recovery	Acceptance Limits
1,2-Dichloroethane-d4		96	70-130
Bromofluorobenzene		102	70-130
Toluene-d8		101	70-130

EDB & DBCP by Microextraction

Run	Prep Method	Analytical Method	Dilution	Analysis Date	Analyst	Prep Date	Batch
1	8011	8011	1	05/21/2013 1811	AMY	05/16/2013 1034	20593

Parameter	CAS Number	Analytical Method	Result	Q	PQL	MDL	Units	Run
1,2-Dibromoethane (EDB)	**106-93-4**	**8011**	**0.20**		**0.019**	**0.019**	**ug/L**	**1**

Surrogate	Q	Run 1 % Recovery	Acceptance Limits
1,1,1,2-Tetrachloroethane		115	57-137

PQL = Practical quantitation limit
ND = Not detected at or above the MDL
B = Detected in the method blank
J = Estimated result < PQL and ≥ MDL
E = Quantitation of compound exceeded the calibration range
P = The RPD between two GC columns exceeds 40%
H = Out of holding time
N = Recovery is out of criteria
Q = Surrogate failure
L = LCS/LCSD failure
S = MS/MSD failure
Where applicable, all soil sample analysis are reported on a dry weight basis unless flagged with a "W"

Client: **SC DHEC - UST Management**
Description: **DW-6**
Date Sampled: **05/10/2013 1217**
Date Received: **05/10/2013**

Laboratory ID: **OE11003-027**
Matrix: **Aqueous**

Volatile Organic Compounds by GC/MS

Run	Prep Method	Analytical Method	Dilution	Analysis Date	Analyst	Prep Date	Batch
1	5030B	8260B	1	05/23/2013 0324	JAC		21125

Parameter	CAS Number	Analytical Method	Result	Q	PQL	MDL	Units	Run
tert-Amyl alcohol (TAA)	75-85-4	8260B	ND		100	6.7	ug/L	1
tert-Amyl methyl ether (TAME)	994-05-8	8260B	ND		10	0.20	ug/L	1
Benzene	71-43-2	8260B	ND		5.0	0.20	ug/L	1
tert-Butyl formate (TBF)	762-75-4	8260B	ND		100	1.0	ug/L	1
1,2-Dichloroethane	107-06-2	8260B	ND		5.0	0.30	ug/L	1
Diisopropyl ether (IPE)	108-20-3	8260B	ND		10	0.40	ug/L	1
3,3-Dimethyl-1-butanol	624-95-3	8260B	ND		100	1.0	ug/L	1
Ethanol	64-17-5	8260B	ND		1000	33	ug/L	1
Ethylbenzene	100-41-4	8260B	ND		5.0	1.7	ug/L	1
Ethyl-tert-butyl ether (ETBE)	637-92-3	8260B	ND		100	0.20	ug/L	1
Methyl tertiary butyl ether (MTBE)	1634-04-4	8260B	ND		5.0	0.40	ug/L	1
Naphthalene	91-20-3	8260B	ND		5.0	1.7	ug/L	1
tert-butyl alcohol (TBA)	75-65-0	8260B	ND		100	6.7	ug/L	1
Toluene	108-88-3	8260B	ND		5.0	1.7	ug/L	1
Xylenes (total)	1330-20-7	8260B	ND		5.0	1.7	ug/L	1

Surrogate	Q	Run 1 % Recovery	Acceptance Limits
1,2-Dichloroethane-d4		106	70-130
Bromofluorobenzene		108	70-130
Toluene-d8		113	70-130

EDB & DBCP by Microextraction

Run	Prep Method	Analytical Method	Dilution	Analysis Date	Analyst	Prep Date	Batch
1	8011	8011	1	05/21/2013 1833	AMY	05/16/2013 1034	20593

Parameter	CAS Number	Analytical Method	Result	Q	PQL	MDL	Units	Run
1,2-Dibromoethane (EDB)	106-93-4	8011	ND		0.020	0.020	ug/L	1

Surrogate	Q	Run 1 % Recovery	Acceptance Limits
1,1,1,2-Tetrachloroethane		118	57-137

PQL = Practical quantitation limit
ND = Not detected at or above the MDL
B = Detected in the method blank
J = Estimated result < PQL and ≥ MDL
E = Quantitation of compound exceeded the calibration range
P = The RPD between two GC columns exceeds 40%
H = Out of holding time
N = Recovery is out of criteria
Q = Surrogate failure
L = LCS/LCSD failure
S = MS/MSD failure
Where applicable, all soil sample analysis are reported on a dry weight basis unless flagged with a "W"

Client: **SC DHEC - UST Management**
Description: **MW-22 Dup**
Date Sampled: **05/10/2013 1100**
Date Received: **05/10/2013**

Laboratory ID: **OE11003-028**
Matrix: **Aqueous**

Volatile Organic Compounds by GC/MS

Run	Prep Method	Analytical Method	Dilution	Analysis Date	Analyst	Prep Date	Batch
1	5030B	8260B	200	05/23/2013 1806	JJG		21176

Parameter	CAS Number	Analytical Method	Result	Q	PQL	MDL	Units	Run
tert-Amyl alcohol (TAA)	**75-85-4**	**8260B**	**6200**	**J**	**20000**	**1300**	**ug/L**	**1**
tert-Amyl methyl ether (TAME)	**994-05-8**	**8260B**	**130**	**J**	**2000**	**40**	**ug/L**	**1**
Benzene	**71-43-2**	**8260B**	**3200**		**1000**	**40**	**ug/L**	**1**
tert-Butyl formate (TBF)	762-75-4	8260B	ND		20000	200	ug/L	1
1,2-Dichloroethane	107-06-2	8260B	ND		1000	60	ug/L	1
Diisopropyl ether (IPE)	**108-20-3**	**8260B**	**410**	**J**	**2000**	**80**	**ug/L**	**1**
3,3-Dimethyl-1-butanol	624-95-3	8260B	ND		20000	200	ug/L	1
Ethanol	64-17-5	8260B	ND		200000	6600	ug/L	1
Ethylbenzene	**100-41-4**	**8260B**	**3000**		**1000**	**340**	**ug/L**	**1**
Ethyl-tert-butyl ether (ETBE)	637-92-3	8260B	ND		20000	40	ug/L	1
Methyl tertiary butyl ether (MTBE)	1634-04-4	8260B	ND		1000	80	ug/L	1
Naphthalene	**91-20-3**	**8260B**	**760**	**J**	**1000**	**340**	**ug/L**	**1**
tert-butyl alcohol (TBA)	75-65-0	8260B	ND		20000	1300	ug/L	1
Toluene	**108-88-3**	**8260B**	**17000**		**1000**	**340**	**ug/L**	**1**
Xylenes (total)	**1330-20-7**	**8260B**	**20000**		**1000**	**340**	**ug/L**	**1**

Surrogate	Q	Run 1 % Recovery	Acceptance Limits
1,2-Dichloroethane-d4		95	70-130
Bromofluorobenzene		102	70-130
Toluene-d8		102	70-130

EDB & DBCP by Microextraction

Run	Prep Method	Analytical Method	Dilution	Analysis Date	Analyst	Prep Date	Batch
1	8011	8011	1	05/21/2013 1855	AMY	05/16/2013 1034	20593

Parameter	CAS Number	Analytical Method	Result	Q	PQL	MDL	Units	Run
1,2-Dibromoethane (EDB)	106-93-4	8011	ND		0.020	0.020	ug/L	1

Surrogate	Q	Run 1 % Recovery	Acceptance Limits
1,1,1,2-Tetrachloroethane		90	57-137

PQL = Practical quantitation limit
ND = Not detected at or above the MDL
B = Detected in the method blank
J = Estimated result < PQL and ≥ MDL
E = Quantitation of compound exceeded the calibration range
P = The RPD between two GC columns exceeds 40%
H = Out of holding time
N = Recovery is out of criteria
Q = Surrogate failure
L = LCS/LCSD failure
S = MS/MSD failure
Where applicable, all soil sample analysis are reported on a dry weight basis unless flagged with a "W"

Client: **SC DHEC - UST Management**
Description: **MW-25 Dup**
Date Sampled: **05/10/2013 1030**
Date Received: **05/10/2013**

Laboratory ID: **OE11003-029**
Matrix: **Aqueous**

Volatile Organic Compounds by GC/MS

Run	Prep Method	Analytical Method	Dilution	Analysis Date	Analyst	Prep Date	Batch
1	5030B	8260B	1000	05/23/2013 1828	JJG		21176

Parameter	CAS Number	Analytical Method	Result	Q	PQL	MDL	Units	Run
tert-Amyl alcohol (TAA)	75-85-4	8260B	ND		100000	6700	ug/L	1
tert-Amyl methyl ether (TAME)	994-05-8	8260B	ND		10000	200	ug/L	1
Benzene	71-43-2	8260B	ND		5000	200	ug/L	1
tert-Butyl formate (TBF)	762-75-4	8260B	ND		100000	1000	ug/L	1
1,2-Dichloroethane	107-06-2	8260B	ND		5000	300	ug/L	1
Diisopropyl ether (IPE)	108-20-3	8260B	ND		10000	400	ug/L	1
3,3-Dimethyl-1-butanol	624-95-3	8260B	ND		100000	1000	ug/L	1
Ethanol	64-17-5	8260B	ND		1000000	33000	ug/L	1
Ethylbenzene	**100-41-4**	**8260B**	**2000**	**J**	**5000**	**1700**	**ug/L**	**1**
Ethyl-tert-butyl ether (ETBE)	637-92-3	8260B	ND		100000	200	ug/L	1
Methyl tertiary butyl ether (MTBE)	1634-04-4	8260B	ND		5000	400	ug/L	1
Naphthalene	91-20-3	8260B	ND		5000	1700	ug/L	1
tert-butyl alcohol (TBA)	75-65-0	8260B	ND		100000	6700	ug/L	1
Toluene	**108-88-3**	**8260B**	**2800**	**J**	**5000**	**1700**	**ug/L**	**1**
Xylenes (total)	**1330-20-7**	**8260B**	**22000**		**5000**	**1700**	**ug/L**	**1**

Surrogate	Q	Run 1 % Recovery	Acceptance Limits
1,2-Dichloroethane-d4		99	70-130
Bromofluorobenzene		101	70-130
Toluene-d8		102	70-130

EDB & DBCP by Microextraction

Run	Prep Method	Analytical Method	Dilution	Analysis Date	Analyst	Prep Date	Batch
1	8011	8011	1	05/21/2013 1917	AMY	05/16/2013 1034	20593

Parameter	CAS Number	Analytical Method	Result	Q	PQL	MDL	Units	Run
1,2-Dibromoethane (EDB)	106-93-4	8011	ND		0.020	0.020	ug/L	1

Surrogate	Q	Run 1 % Recovery	Acceptance Limits
1,1,1,2-Tetrachloroethane		117	57-137

PQL = Practical quantitation limit
ND = Not detected at or above the MDL
B = Detected in the method blank
J = Estimated result < PQL and ≥ MDL
E = Quantitation of compound exceeded the calibration range
P = The RPD between two GC columns exceeds 40%
H = Out of holding time
N = Recovery is out of criteria
Q = Surrogate failure
L = LCS/LCSD failure
S = MS/MSD failure
Where applicable, all soil sample analysis are reported on a dry weight basis unless flagged with a "W"

Client: **SC DHEC - UST Management**
Description: **Field Blank**
Date Sampled: **05/10/2013 1410**
Date Received: **05/10/2013**

Laboratory ID: **OE11003-030**
Matrix: **Aqueous**

Volatile Organic Compounds by GC/MS

Run	Prep Method	Analytical Method	Dilution	Analysis Date	Analyst	Prep Date	Batch
1	5030B	8260B	1	05/23/2013 0055	JAC		21126

Parameter	CAS Number	Analytical Method	Result	Q	PQL	MDL	Units	Run
tert-Amyl alcohol (TAA)	75-85-4	8260B	ND		100	6.7	ug/L	1
tert-Amyl methyl ether (TAME)	994-05-8	8260B	ND		10	0.20	ug/L	1
Benzene	71-43-2	8260B	ND		5.0	0.20	ug/L	1
tert-Butyl formate (TBF)	762-75-4	8260B	ND		100	1.0	ug/L	1
1,2-Dichloroethane	107-06-2	8260B	ND		5.0	0.30	ug/L	1
Diisopropyl ether (IPE)	108-20-3	8260B	ND		10	0.40	ug/L	1
3,3-Dimethyl-1-butanol	624-95-3	8260B	ND		100	1.0	ug/L	1
Ethanol	64-17-5	8260B	ND		1000	33	ug/L	1
Ethylbenzene	100-41-4	8260B	ND		5.0	1.7	ug/L	1
Ethyl-tert-butyl ether (ETBE)	637-92-3	8260B	ND		100	0.20	ug/L	1
Methyl tertiary butyl ether (MTBE)	1634-04-4	8260B	ND		5.0	0.40	ug/L	1
Naphthalene	91-20-3	8260B	ND		5.0	1.7	ug/L	1
tert-butyl alcohol (TBA)	75-65-0	8260B	ND		100	6.7	ug/L	1
Toluene	108-88-3	8260B	ND		5.0	1.7	ug/L	1
Xylenes (total)	1330-20-7	8260B	ND		5.0	1.7	ug/L	1

Surrogate	Q	Run 1 % Recovery	Acceptance Limits
1,2-Dichloroethane-d4		102	70-130
Bromofluorobenzene		99	70-130
Toluene-d8		103	70-130

EDB & DBCP by Microextraction

Run	Prep Method	Analytical Method	Dilution	Analysis Date	Analyst	Prep Date	Batch
1	8011	8011	1	05/21/2013 1938	AMY	05/16/2013 1034	20593

Parameter	CAS Number	Analytical Method	Result	Q	PQL	MDL	Units	Run
1,2-Dibromoethane (EDB)	106-93-4	8011	ND		0.019	0.019	ug/L	1

Surrogate	Q	Run 1 % Recovery	Acceptance Limits
1,1,1,2-Tetrachloroethane		115	57-137

PQL = Practical quantitation limit
ND = Not detected at or above the MDL
B = Detected in the method blank
J = Estimated result < PQL and ≥ MDL
E = Quantitation of compound exceeded the calibration range
P = The RPD between two GC columns exceeds 40%
H = Out of holding time
N = Recovery is out of criteria
Q = Surrogate failure
L = LCS/LCSD failure
S = MS/MSD failure
Where applicable, all soil sample analysis are reported on a dry weight basis unless flagged with a "W"

Client: **SC DHEC - UST Management**
Description: **Trip Blank**
Date Sampled: **05/10/2013 1411**
Date Received: **05/10/2013**

Laboratory ID: **OE11003-031**
Matrix: **Aqueous**

Volatile Organic Compounds by GC/MS

Run	Prep Method	Analytical Method	Dilution	Analysis Date	Analyst	Prep Date	Batch
1	5030B	8260B	1	05/23/2013 0118	JAC		21126

Parameter	CAS Number	Analytical Method	Result	Q	PQL	MDL	Units	Run
tert-Amyl alcohol (TAA)	75-85-4	8260B	ND		100	6.7	ug/L	1
tert-Amyl methyl ether (TAME)	994-05-8	8260B	ND		10	0.20	ug/L	1
Benzene	71-43-2	8260B	ND		5.0	0.20	ug/L	1
tert-Butyl formate (TBF)	762-75-4	8260B	ND		100	1.0	ug/L	1
1,2-Dichloroethane	107-06-2	8260B	ND		5.0	0.30	ug/L	1
Diisopropyl ether (IPE)	108-20-3	8260B	ND		10	0.40	ug/L	1
3,3-Dimethyl-1-butanol	624-95-3	8260B	ND		100	1.0	ug/L	1
Ethanol	64-17-5	8260B	ND		1000	33	ug/L	1
Ethylbenzene	100-41-4	8260B	ND		5.0	1.7	ug/L	1
Ethyl-tert-butyl ether (ETBE)	637-92-3	8260B	ND		100	0.20	ug/L	1
Methyl tertiary butyl ether (MTBE)	1634-04-4	8260B	ND		5.0	0.40	ug/L	1
Naphthalene	91-20-3	8260B	ND		5.0	1.7	ug/L	1
tert-butyl alcohol (TBA)	75-65-0	8260B	ND		100	6.7	ug/L	1
Toluene	108-88-3	8260B	ND		5.0	1.7	ug/L	1
Xylenes (total)	1330-20-7	8260B	ND		5.0	1.7	ug/L	1

Surrogate	Q	Run 1 % Recovery	Acceptance Limits
1,2-Dichloroethane-d4		102	70-130
Bromofluorobenzene		99	70-130
Toluene-d8		103	70-130

PQL = Practical quantitation limit
ND = Not detected at or above the MDL
B = Detected in the method blank
J = Estimated result < PQL and ≥ MDL
E = Quantitation of compound exceeded the calibration range
P = The RPD between two GC columns exceeds 40%
H = Out of holding time
N = Recovery is out of criteria
Q = Surrogate failure
L = LCS/LCSD failure
S = MS/MSD failure
Where applicable, all soil sample analysis are reported on a dry weight basis unless flagged with a "W"

QC Summary

Volatile Organic Compounds by GC/MS - MB

Sample ID: OQ21125-001
Batch: 21125
Analytical Method: 8260B

Matrix: Aqueous
Prep Method: 5030B

Parameter	Result	Q	Dil	PQL	MDL	Units	Analysis Date
tert-Amyl alcohol (TAA)	ND		1	100	6.7	ug/L	05/22/2013 2359
tert-Amyl methyl ether (TAME)	ND		1	10	0.20	ug/L	05/22/2013 2359
Benzene	ND		1	5.0	0.20	ug/L	05/22/2013 2359
tert-Butyl formate (TBF)	ND		1	100	1.0	ug/L	05/22/2013 2359
1,2-Dichloroethane	ND		1	5.0	0.30	ug/L	05/22/2013 2359
Diisopropyl ether (IPE)	ND		1	10	0.40	ug/L	05/22/2013 2359
3,3-Dimethyl-1-butanol	ND		1	100	1.0	ug/L	05/22/2013 2359
Ethanol	ND		1	1000	33	ug/L	05/22/2013 2359
Ethylbenzene	ND		1	5.0	1.7	ug/L	05/22/2013 2359
Ethyl-tert-butyl ether (ETBE)	ND		1	100	0.20	ug/L	05/22/2013 2359
Methyl tertiary butyl ether (MTBE)	ND		1	5.0	0.40	ug/L	05/22/2013 2359
Naphthalene	ND		1	5.0	1.7	ug/L	05/22/2013 2359
tert-butyl alcohol (TBA)	ND		1	100	6.7	ug/L	05/22/2013 2359
Toluene	ND		1	5.0	1.7	ug/L	05/22/2013 2359
Xylenes (total)	ND		1	5.0	1.7	ug/L	05/22/2013 2359

Surrogate	Q	% Rec	Acceptance Limit
Bromofluorobenzene		112	70-130
1,2-Dichloroethane-d4		106	70-130
Toluene-d8		117	70-130

PQL = Practical quantitation limit
ND = Not detected at or above the MDL
P = The RPD between two GC columns exceeds 40%
J = Estimated result < PQL and ≥ MDL
N = Recovery is out of criteria
+ = RPD is out of criteria

Where applicable, all soil sample analysis are reported on a dry weight basis unless flagged with a "W"

Note: Calculations are performed before rounding to avoid round-off errors in calculated results

Volatile Organic Compounds by GC/MS - LCS

Sample ID: OQ21125-002
Batch: 21125
Analytical Method: 8260B

Matrix: Aqueous
Prep Method: 5030B

Parameter	Spike Amount (ug/L)	Result (ug/L)	Q	Dil	% Rec	% Rec Limit	Analysis Date
tert-Amyl alcohol (TAA)	1000	770		1	77	70-130	05/22/2013 2229
tert-Amyl methyl ether (TAME)	50	44		1	87	70-130	05/22/2013 2229
Benzene	50	43		1	86	70-130	05/22/2013 2229
tert-Butyl formate (TBF)	250	210		1	83	70-130	05/22/2013 2229
1,2-Dichloroethane	50	41		1	83	70-130	05/22/2013 2229
Diisopropyl ether (IPE)	50	40		1	81	70-130	05/22/2013 2229
3,3-Dimethyl-1-butanol	1000	830		1	83	70-130	05/22/2013 2229
Ethanol	5000	3800		1	77	70-130	05/22/2013 2229
Ethylbenzene	50	44		1	88	70-130	05/22/2013 2229
Ethyl-tert-butyl ether (ETBE)	50	39		1	77	70-130	05/22/2013 2229
Methyl tertiary butyl ether (MTBE)	50	41		1	81	70-130	05/22/2013 2229
Naphthalene	50	47		1	94	70-130	05/22/2013 2229
tert-butyl alcohol (TBA)	1000	760		1	76	70-130	05/22/2013 2229
Toluene	50	45		1	89	70-130	05/22/2013 2229
Xylenes (total)	100	89		1	89	70-130	05/22/2013 2229

Surrogate	Q	% Rec	Acceptance Limit
Bromofluorobenzene		93	70-130
1,2-Dichloroethane-d4		89	70-130
Toluene-d8		93	70-130

PQL = Practical quantitation limit
ND = Not detected at or above the MDL
P = The RPD between two GC columns exceeds 40%
J = Estimated result < PQL and ≥ MDL
N = Recovery is out of criteria
+ = RPD is out of criteria

Where applicable, all soil sample analysis are reported on a dry weight basis unless flagged with a "W"

Note: Calculations are performed before rounding to avoid round-off errors in calculated results

Volatile Organic Compounds by GC/MS - LCSD

Sample ID: OQ21125-003
Batch: 21125
Analytical Method: 8260B

Matrix: Aqueous
Prep Method: 5030B

Parameter	Spike Amount (ug/L)	Result (ug/L)	Q	Dil	% Rec	% RPD	% Rec Limit	% RPD Limit	Analysis Date
tert-Amyl alcohol (TAA)	1000	910		1	91	16	70-130	20	05/22/2013 2251
tert-Amyl methyl ether (TAME)	50	49		1	97	11	70-130	20	05/22/2013 2251
Benzene	50	48		1	96	11	70-130	20	05/22/2013 2251
tert-Butyl formate (TBF)	250	220		1	88	5.4	70-130	20	05/22/2013 2251
1,2-Dichloroethane	50	45		1	90	8.9	70-130	20	05/22/2013 2251
Diisopropyl ether (IPE)	50	45		1	89	9.8	70-130	20	05/22/2013 2251
3,3-Dimethyl-1-butanol	1000	970		1	97	16	70-130	20	05/22/2013 2251
Ethanol	5000	4500		1	89	15	70-130	20	05/22/2013 2251
Ethylbenzene	50	50		1	100	12	70-130	20	05/22/2013 2251
Ethyl-tert-butyl ether (ETBE)	50	43		1	87	12	70-130	20	05/22/2013 2251
Methyl tertiary butyl ether (MTBE)	50	44		1	88	7.6	70-130	20	05/22/2013 2251
Naphthalene	50	55		1	111	16	70-130	20	05/22/2013 2251
tert-butyl alcohol (TBA)	1000	900		1	90	17	70-130	20	05/22/2013 2251
Toluene	50	51		1	102	13	70-130	20	05/22/2013 2251
Xylenes (total)	100	100		1	102	14	70-130	20	05/22/2013 2251

Surrogate	Q	% Rec	Acceptance Limit
Bromofluorobenzene		100	70-130
1,2-Dichloroethane-d4		94	70-130
Toluene-d8		99	70-130

PQL = Practical quantitation limit
ND = Not detected at or above the MDL
P = The RPD between two GC columns exceeds 40%
J = Estimated result < PQL and ≥ MDL
N = Recovery is out of criteria
+ = RPD is out of criteria

Where applicable, all soil sample analysis are reported on a dry weight basis unless flagged with a "W"

Note: Calculations are performed before rounding to avoid round-off errors in calculated results

Volatile Organic Compounds by GC/MS - MB

Sample ID: OQ21126-001
Batch: 21126
Analytical Method: 8260B

Matrix: Aqueous
Prep Method: 5030B

Parameter	Result	Q	Dil	PQL	MDL	Units	Analysis Date
tert-Amyl alcohol (TAA)	ND		1	100	6.7	ug/L	05/23/2013 0032
tert-Amyl methyl ether (TAME)	ND		1	10	0.20	ug/L	05/23/2013 0032
Benzene	ND		1	5.0	0.20	ug/L	05/23/2013 0032
tert-Butyl formate (TBF)	ND		1	100	1.0	ug/L	05/23/2013 0032
1,2-Dichloroethane	ND		1	5.0	0.30	ug/L	05/23/2013 0032
Diisopropyl ether (IPE)	ND		1	10	0.40	ug/L	05/23/2013 0032
3,3-Dimethyl-1-butanol	ND		1	100	1.0	ug/L	05/23/2013 0032
Ethanol	ND		1	1000	33	ug/L	05/23/2013 0032
Ethylbenzene	ND		1	5.0	1.7	ug/L	05/23/2013 0032
Ethyl-tert-butyl ether (ETBE)	ND		1	100	0.20	ug/L	05/23/2013 0032
Methyl tertiary butyl ether (MTBE)	ND		1	5.0	0.40	ug/L	05/23/2013 0032
Naphthalene	ND		1	5.0	1.7	ug/L	05/23/2013 0032
tert-butyl alcohol (TBA)	ND		1	100	6.7	ug/L	05/23/2013 0032
Toluene	ND		1	5.0	1.7	ug/L	05/23/2013 0032
Xylenes (total)	ND		1	5.0	1.7	ug/L	05/23/2013 0032

Surrogate	Q	% Rec	Acceptance Limit
Bromofluorobenzene		101	70-130
1,2-Dichloroethane-d4		101	70-130
Toluene-d8		104	70-130

PQL = Practical quantitation limit
ND = Not detected at or above the MDL
P = The RPD between two GC columns exceeds 40%
J = Estimated result < PQL and ≥ MDL
N = Recovery is out of criteria
+ = RPD is out of criteria

Where applicable, all soil sample analysis are reported on a dry weight basis unless flagged with a "W"

Note: Calculations are performed before rounding to avoid round-off errors in calculated results

Volatile Organic Compounds by GC/MS - LCS

Sample ID: OQ21126-002
Batch: 21126
Analytical Method: 8260B

Matrix: Aqueous
Prep Method: 5030B

Parameter	Spike Amount (ug/L)	Result (ug/L)	Q	Dil	% Rec	% Rec Limit	Analysis Date
tert-Amyl alcohol (TAA)	1000	930		1	93	70-130	05/22/2013 2304
tert-Amyl methyl ether (TAME)	50	50		1	100	70-130	05/22/2013 2304
Benzene	50	50		1	100	70-130	05/22/2013 2304
tert-Butyl formate (TBF)	250	260		1	104	70-130	05/22/2013 2304
1,2-Dichloroethane	50	50		1	100	70-130	05/22/2013 2304
Diisopropyl ether (IPE)	50	47		1	94	70-130	05/22/2013 2304
3,3-Dimethyl-1-butanol	1000	1100		1	105	70-130	05/22/2013 2304
Ethanol	5000	4400		1	88	70-130	05/22/2013 2304
Ethylbenzene	50	49		1	99	70-130	05/22/2013 2304
Ethyl-tert-butyl ether (ETBE)	50	50		1	99	70-130	05/22/2013 2304
Methyl tertiary butyl ether (MTBE)	50	47		1	94	70-130	05/22/2013 2304
Naphthalene	50	59		1	118	70-130	05/22/2013 2304
tert-butyl alcohol (TBA)	1000	900		1	90	70-130	05/22/2013 2304
Toluene	50	51		1	102	70-130	05/22/2013 2304
Xylenes (total)	100	100		1	100	70-130	05/22/2013 2304

Surrogate	Q	% Rec	Acceptance Limit
Bromofluorobenzene		99	70-130
1,2-Dichloroethane-d4		97	70-130
Toluene-d8		100	70-130

PQL = Practical quantitation limit
ND = Not detected at or above the MDL
P = The RPD between two GC columns exceeds 40%
J = Estimated result < PQL and ≥ MDL
N = Recovery is out of criteria
+ = RPD is out of criteria

Where applicable, all soil sample analysis are reported on a dry weight basis unless flagged with a "W"

Note: Calculations are performed before rounding to avoid round-off errors in calculated results

Volatile Organic Compounds by GC/MS - LCSD

Sample ID: OQ21126-003
Batch: 21126
Analytical Method: 8260B

Matrix: Aqueous
Prep Method: 5030B

Parameter	Spike Amount (ug/L)	Result (ug/L)	Q	Dil	% Rec	% RPD	% Rec Limit	% RPD Limit	Analysis Date
tert-Amyl alcohol (TAA)	1000	1000		1	100	6.8	70-130	20	05/22/2013 2326
tert-Amyl methyl ether (TAME)	50	52		1	103	2.7	70-130	20	05/22/2013 2326
Benzene	50	52		1	105	4.3	70-130	20	05/22/2013 2326
tert-Butyl formate (TBF)	250	260		1	102	1.2	70-130	20	05/22/2013 2326
1,2-Dichloroethane	50	51		1	102	1.6	70-130	20	05/22/2013 2326
Diisopropyl ether (IPE)	50	49		1	98	4.1	70-130	20	05/22/2013 2326
3,3-Dimethyl-1-butanol	1000	1100		1	109	3.6	70-130	20	05/22/2013 2326
Ethanol	5000	4700		1	93	5.3	70-130	20	05/22/2013 2326
Ethylbenzene	50	51		1	103	4.0	70-130	20	05/22/2013 2326
Ethyl-tert-butyl ether (ETBE)	50	51		1	103	3.2	70-130	20	05/22/2013 2326
Methyl tertiary butyl ether (MTBE)	50	50		1	100	6.0	70-130	20	05/22/2013 2326
Naphthalene	50	58		1	117	1.2	70-130	20	05/22/2013 2326
tert-butyl alcohol (TBA)	1000	950		1	95	5.5	70-130	20	05/22/2013 2326
Toluene	50	52		1	105	2.4	70-130	20	05/22/2013 2326
Xylenes (total)	100	100		1	103	2.3	70-130	20	05/22/2013 2326

Surrogate	Q	% Rec	Acceptance Limit
Bromofluorobenzene		98	70-130
1,2-Dichloroethane-d4		95	70-130
Toluene-d8		99	70-130

PQL = Practical quantitation limit
ND = Not detected at or above the MDL
P = The RPD between two GC columns exceeds 40%
J = Estimated result < PQL and ≥ MDL
N = Recovery is out of criteria
+ = RPD is out of criteria

Where applicable, all soil sample analysis are reported on a dry weight basis unless flagged with a "W"

Note: Calculations are performed before rounding to avoid round-off errors in calculated results

Volatile Organic Compounds by GC/MS - Duplicate

Sample ID: OE11003-001DU
Batch: 21126
Analytical Method: 8260B

Matrix: Aqueous
Prep Method: 5030B

Parameter	Sample Amount (ug/L)	Result (ug/L)	Q	Dil	% RPD	% RPD Limit	Analysis Date
tert-Amyl alcohol (TAA)	6000	6100	J	200	2.5	20	05/23/2013 0806
tert-Amyl methyl ether (TAME)	130	140	J	200	6.2	20	05/23/2013 0806
Benzene	3300	3200		200	4.1	20	05/23/2013 0806
tert-Butyl formate (TBF)	ND	ND		200	0.00	20	05/23/2013 0806
1,2-Dichloroethane	ND	ND		200	0.00	20	05/23/2013 0806
Diisopropyl ether (IPE)	370	400	J	200	6.8	20	05/23/2013 0806
3,3-Dimethyl-1-butanol	ND	ND		200	0.00	20	05/23/2013 0806
Ethanol	ND	ND		200	0.00	20	05/23/2013 0806
Ethylbenzene	2900	2800		200	3.8	20	05/23/2013 0806
Ethyl-tert-butyl ether (ETBE)	ND	ND		200	0.00	20	05/23/2013 0806
Methyl tertiary butyl ether (MTBE)	ND	ND		200	0.00	20	05/23/2013 0806
Naphthalene	640	610	J	200	3.8	20	05/23/2013 0806
tert-butyl alcohol (TBA)	ND	ND		200	0.00	20	05/23/2013 0806
Toluene	17000	16000		200	5.6	20	05/23/2013 0806
Xylenes (total)	20000	19000		200	3.2	20	05/23/2013 0806

Surrogate	Q	% Rec	Acceptance Limit
1,2-Dichloroethane-d4		105	70-130
Bromofluorobenzene		104	70-130
Toluene-d8		104	70-130

PQL = Practical quantitation limit
ND = Not detected at or above the MDL
P = The RPD between two GC columns exceeds 40%
J = Estimated result < PQL and ≥ MDL
N = Recovery is out of criteria
+ = RPD is out of criteria

Where applicable, all soil sample analysis are reported on a dry weight basis unless flagged with a "W"

Note: Calculations are performed before rounding to avoid round-off errors in calculated results

Volatile Organic Compounds by GC/MS - MS

Sample ID: OE11003-002MS
Batch: 21126
Analytical Method: 8260B

Matrix: Aqueous
Prep Method: 5030B

Parameter	Sample Amount (ug/L)	Spike Amount (ug/L)	Result (ug/L)	Q	Dil	% Rec	% Rec Limit	Analysis Date
tert-Amyl alcohol (TAA)	ND	1000000	1000000		1000	100	70-130	05/23/2013 0851
tert-Amyl methyl ether (TAME)	ND	50000	57000		1000	114	70-130	05/23/2013 0851
Benzene	ND	50000	57000		1000	115	70-130	05/23/2013 0851
tert-Butyl formate (TBF)	ND	250000	300000		1000	120	70-130	05/23/2013 0851
1,2-Dichloroethane	ND	50000	59000		1000	117	70-130	05/23/2013 0851
Diisopropyl ether (IPE)	ND	50000	52000		1000	104	70-130	05/23/2013 0851
3,3-Dimethyl-1-butanol	ND	1000000	1100000		1000	111	70-130	05/23/2013 0851
Ethanol	ND	5000000	3800000		1000	77	70-130	05/23/2013 0851
Ethylbenzene	1900	50000	58000		1000	113	70-130	05/23/2013 0851
Ethyl-tert-butyl ether (ETBE)	ND	50000	57000		1000	114	70-130	05/23/2013 0851
Methyl tertiary butyl ether (MTBE)	ND	50000	55000		1000	110	70-130	05/23/2013 0851
Naphthalene	ND	50000	61000		1000	121	70-130	05/23/2013 0851
tert-butyl alcohol (TBA)	ND	1000000	980000		1000	98	70-130	05/23/2013 0851
Toluene	3000	50000	62000		1000	117	70-130	05/23/2013 0851
Xylenes (total)	23000	100000	140000		1000	114	70-130	05/23/2013 0851

Surrogate	Q	% Rec	Acceptance Limit
1,2-Dichloroethane-d4		103	70-130
Bromofluorobenzene		102	70-130
Toluene-d8		101	70-130

PQL = Practical quantitation limit
ND = Not detected at or above the MDL
P = The RPD between two GC columns exceeds 40%
J = Estimated result < PQL and ≥ MDL
N = Recovery is out of criteria
+ = RPD is out of criteria

Where applicable, all soil sample analysis are reported on a dry weight basis unless flagged with a "W"

Note: Calculations are performed before rounding to avoid round-off errors in calculated results

Volatile Organic Compounds by GC/MS - MB

Sample ID: OQ21176-001
Batch: 21176
Analytical Method: 8260B

Matrix: Aqueous
Prep Method: 5030B

Parameter	Result	Q	Dil	PQL	MDL	Units	Analysis Date
tert-Amyl alcohol (TAA)	ND		1	100	6.7	ug/L	05/23/2013 1225
tert-Amyl methyl ether (TAME)	ND		1	10	0.20	ug/L	05/23/2013 1225
Benzene	ND		1	5.0	0.20	ug/L	05/23/2013 1225
tert-Butyl formate (TBF)	ND		1	100	1.0	ug/L	05/23/2013 1225
1,2-Dichloroethane	ND		1	5.0	0.30	ug/L	05/23/2013 1225
Diisopropyl ether (IPE)	ND		1	10	0.40	ug/L	05/23/2013 1225
3,3-Dimethyl-1-butanol	ND		1	100	1.0	ug/L	05/23/2013 1225
Ethanol	ND		1	1000	33	ug/L	05/23/2013 1225
Ethylbenzene	ND		1	5.0	1.7	ug/L	05/23/2013 1225
Ethyl-tert-butyl ether (ETBE)	ND		1	100	0.20	ug/L	05/23/2013 1225
Methyl tertiary butyl ether (MTBE)	ND		1	5.0	0.40	ug/L	05/23/2013 1225
Naphthalene	ND		1	5.0	1.7	ug/L	05/23/2013 1225
tert-butyl alcohol (TBA)	ND		1	100	6.7	ug/L	05/23/2013 1225
Toluene	ND		1	5.0	1.7	ug/L	05/23/2013 1225
Xylenes (total)	ND		1	5.0	1.7	ug/L	05/23/2013 1225

Surrogate	Q	% Rec	Acceptance Limit
Bromofluorobenzene		100	70-130
1,2-Dichloroethane-d4		101	70-130
Toluene-d8		102	70-130

PQL = Practical quantitation limit
ND = Not detected at or above the MDL
P = The RPD between two GC columns exceeds 40%
J = Estimated result < PQL and ≥ MDL
N = Recovery is out of criteria
+ = RPD is out of criteria

Where applicable, all soil sample analysis are reported on a dry weight basis unless flagged with a "W"

Note: Calculations are performed before rounding to avoid round-off errors in calculated results

Volatile Organic Compounds by GC/MS - LCS

Sample ID: OQ21176-002
Batch: 21176
Analytical Method: 8260B

Matrix: Aqueous
Prep Method: 5030B

Parameter	Spike Amount (ug/L)	Result (ug/L)	Q	Dil	% Rec	% Rec Limit	Analysis Date
tert-Amyl alcohol (TAA)	1000	1000		1	102	70-130	05/23/2013 1118
tert-Amyl methyl ether (TAME)	50	55		1	109	70-130	05/23/2013 1118
Benzene	50	54		1	108	70-130	05/23/2013 1118
tert-Butyl formate (TBF)	250	280		1	112	70-130	05/23/2013 1118
1,2-Dichloroethane	50	55		1	110	70-130	05/23/2013 1118
Diisopropyl ether (IPE)	50	50		1	100	70-130	05/23/2013 1118
3,3-Dimethyl-1-butanol	1000	1100		1	113	70-130	05/23/2013 1118
Ethanol	5000	4700		1	94	70-130	05/23/2013 1118
Ethylbenzene	50	52		1	105	70-130	05/23/2013 1118
Ethyl-tert-butyl ether (ETBE)	50	54		1	108	70-130	05/23/2013 1118
Methyl tertiary butyl ether (MTBE)	50	51		1	102	70-130	05/23/2013 1118
Naphthalene	50	61		1	122	70-130	05/23/2013 1118
tert-butyl alcohol (TBA)	1000	1000		1	100	70-130	05/23/2013 1118
Toluene	50	55		1	110	70-130	05/23/2013 1118
Xylenes (total)	100	110		1	107	70-130	05/23/2013 1118

Surrogate	Q	% Rec	Acceptance Limit
Bromofluorobenzene		102	70-130
1,2-Dichloroethane-d4		100	70-130
Toluene-d8		100	70-130

PQL = Practical quantitation limit
ND = Not detected at or above the MDL
P = The RPD between two GC columns exceeds 40%
J = Estimated result < PQL and ≥ MDL
N = Recovery is out of criteria
+ = RPD is out of criteria

Where applicable, all soil sample analysis are reported on a dry weight basis unless flagged with a "W"

Note: Calculations are performed before rounding to avoid round-off errors in calculated results

Volatile Organic Compounds by GC/MS - LCSD

Sample ID: OQ21176-003
Batch: 21176
Analytical Method: 8260B

Matrix: Aqueous
Prep Method: 5030B

Parameter	Spike Amount (ug/L)	Result (ug/L)	Q	Dil	% Rec	% RPD	% Rec Limit	% RPD Limit	Analysis Date
tert-Amyl alcohol (TAA)	1000	1000		1	102	0.14	70-130	20	05/23/2013 1140
tert-Amyl methyl ether (TAME)	50	53		1	107	2.1	70-130	20	05/23/2013 1140
Benzene	50	53		1	106	2.0	70-130	20	05/23/2013 1140
tert-Butyl formate (TBF)	250	280		1	112	0.68	70-130	20	05/23/2013 1140
1,2-Dichloroethane	50	54		1	107	2.6	70-130	20	05/23/2013 1140
Diisopropyl ether (IPE)	50	50		1	100	0.12	70-130	20	05/23/2013 1140
3,3-Dimethyl-1-butanol	1000	1100		1	113	0.20	70-130	20	05/23/2013 1140
Ethanol	5000	5000		1	100	6.5	70-130	20	05/23/2013 1140
Ethylbenzene	50	53		1	106	0.71	70-130	20	05/23/2013 1140
Ethyl-tert-butyl ether (ETBE)	50	53		1	106	1.4	70-130	20	05/23/2013 1140
Methyl tertiary butyl ether (MTBE)	50	52		1	104	1.4	70-130	20	05/23/2013 1140
Naphthalene	50	63		1	126	2.7	70-130	20	05/23/2013 1140
tert-butyl alcohol (TBA)	1000	1000		1	100	0.070	70-130	20	05/23/2013 1140
Toluene	50	54		1	108	2.0	70-130	20	05/23/2013 1140
Xylenes (total)	100	110		1	107	0.24	70-130	20	05/23/2013 1140

Surrogate	Q	% Rec	Acceptance Limit
Bromofluorobenzene		100	70-130
1,2-Dichloroethane-d4		98	70-130
Toluene-d8		100	70-130

PQL = Practical quantitation limit
ND = Not detected at or above the MDL
P = The RPD between two GC columns exceeds 40%
J = Estimated result < PQL and ≥ MDL
N = Recovery is out of criteria
+ = RPD is out of criteria

Where applicable, all soil sample analysis are reported on a dry weight basis unless flagged with a "W"

Note: Calculations are performed before rounding to avoid round-off errors in calculated results

EDB & DBCP by Microextraction - MB

Sample ID: OQ20557-001
Batch: 20557
Analytical Method: 8011
Matrix: Aqueous
Prep Method: 8011
Prep Date: 05/15/2013 1901

Parameter	Result	Q	Dil	PQL	MDL	Units	Analysis Date
1,2-Dibromoethane (EDB)	ND		1	0.020	0.020	ug/L	05/17/2013 2338

Surrogate	Q	% Rec	Acceptance Limit
1,1,1,2-Tetrachloroethane		111	57-137

PQL = Practical quantitation limit
ND = Not detected at or above the MDL
P = The RPD between two GC columns exceeds 40%
J = Estimated result < PQL and ≥ MDL
N = Recovery is out of criteria
+ = RPD is out of criteria

Where applicable, all soil sample analysis are reported on a dry weight basis unless flagged with a "W"

Note: Calculations are performed before rounding to avoid round-off errors in calculated results

EDB & DBCP by Microextraction - LCS

Sample ID: OQ20557-002
Batch: 20557
Analytical Method: 8011

Matrix: Aqueous
Prep Method: 8011
Prep Date: 05/15/2013 1901

Parameter	Spike Amount (ug/L)	Result (ug/L)	Q	Dil	% Rec	% Rec Limit	Analysis Date
1,2-Dibromoethane (EDB)	0.25	0.28		1	112	60-140	05/17/2013 2359

Surrogate	Q	% Rec	Acceptance Limit
1,1,1,2-Tetrachloroethane		113	57-137

PQL = Practical quantitation limit
ND = Not detected at or above the MDL
P = The RPD between two GC columns exceeds 40%
J = Estimated result < PQL and ≥ MDL
N = Recovery is out of criteria
+ = RPD is out of criteria

Where applicable, all soil sample analysis are reported on a dry weight basis unless flagged with a "W"

Note: Calculations are performed before rounding to avoid round-off errors in calculated results

EDB & DBCP by Microextraction - MB

Sample ID: OQ20593-001
Batch: 20593
Analytical Method: 8011

Matrix: Aqueous
Prep Method: 8011
Prep Date: 05/16/2013 1034

Parameter	Result	Q	Dil	PQL	MDL	Units	Analysis Date
1,2-Dibromoethane (EDB)	ND		1	0.020	0.020	ug/L	05/21/2013 1030

Surrogate	Q	% Rec	Acceptance Limit
1,1,1,2-Tetrachloroethane		114	57-137

PQL = Practical quantitation limit
ND = Not detected at or above the MDL
P = The RPD between two GC columns exceeds 40%
J = Estimated result < PQL and ≥ MDL
N = Recovery is out of criteria
+ = RPD is out of criteria

Where applicable, all soil sample analysis are reported on a dry weight basis unless flagged with a "W"

Note: Calculations are performed before rounding to avoid round-off errors in calculated results

EDB & DBCP by Microextraction - LCS

Sample ID: OQ20593-002
Batch: 20593
Analytical Method: 8011

Matrix: Aqueous
Prep Method: 8011
Prep Date: 05/16/2013 1034

Parameter	Spike Amount (ug/L)	Result (ug/L)	Q	Dil	% Rec	% Rec Limit	Analysis Date
1,2-Dibromoethane (EDB)	0.25	0.28		1	110	60-140	05/21/2013 1052

Surrogate	Q	% Rec	Acceptance Limit
1,1,1,2-Tetrachloroethane		116	57-137

PQL = Practical quantitation limit
ND = Not detected at or above the MDL
P = The RPD between two GC columns exceeds 40%
J = Estimated result < PQL and ≥ MDL
N = Recovery is out of criteria
+ = RPD is out of criteria

Where applicable, all soil sample analysis are reported on a dry weight basis unless flagged with a "W"

Note: Calculations are performed before rounding to avoid round-off errors in calculated results

EDB & DBCP by Microextraction - MS

Sample ID: OE11003-024MS
Batch: 20593
Analytical Method: 8011

Matrix: Aqueous
Prep Method: 8011
Prep Date: 05/16/2013 1034

Parameter	Sample Amount (ug/L)	Spike Amount (ug/L)	Result (ug/L)	Q	Dil	% Rec	% Rec Limit	Analysis Date
1,2-Dibromoethane (EDB)	0.18	0.24	0.38		1	82	60-140	05/21/2013 1704

Surrogate	Q	% Rec	Acceptance Limit
1,1,1,2-Tetrachloroethane		120	57-137

PQL = Practical quantitation limit
ND = Not detected at or above the MDL
P = The RPD between two GC columns exceeds 40%
J = Estimated result < PQL and ≥ MDL
N = Recovery is out of criteria
+ = RPD is out of criteria

Where applicable, all soil sample analysis are reported on a dry weight basis unless flagged with a "W"

Note: Calculations are performed before rounding to avoid round-off errors in calculated results

EDB & DBCP by Microextraction - MSD

Sample ID: OE11003-024MD
Batch: 20593
Analytical Method: 8011

Matrix: Aqueous
Prep Method: 8011
Prep Date: 05/16/2013 1034

Parameter	Sample Amount (ug/L)	Spike Amount (ug/L)	Result (ug/L)	Q	Dil	% Rec	% RPD	% Rec Limit	% RPD Limit	Analysis Date
1,2-Dibromoethane (EDB)	0.18	0.25	0.40		1	89	5.5	60-140	20	05/21/2013 1728

Surrogate	Q	% Rec	Acceptance Limit
1,1,1,2-Tetrachloroethane		127	57-137

PQL = Practical quantitation limit
ND = Not detected at or above the MDL
P = The RPD between two GC columns exceeds 40%
J = Estimated result < PQL and ≥ MDL
N = Recovery is out of criteria
+ = RPD is out of criteria

Where applicable, all soil sample analysis are reported on a dry weight basis unless flagged with a "W"

Note: Calculations are performed before rounding to avoid round-off errors in calculated results

Shealy Environmental Services, Inc.
106 Vantage Point Drive
West Columbia, South Carolina 29172
Telephone No. (803) 791-9700 Fax No. (803) 791-9111
www.shealylab.com

SHEALY **Chain of Custody Record** **Number** 24507

Client: SCDHEC- UST	Report to Contact: D. Thoma	Sampler (Printed Name): Kyle Pudney	Quote No.
Address: 2600 Bull STREET	Telephone No. / Fax No. / Email: 803- 896-8240	Waybill No.	Page: 1 of 5
City: Columbia / State: SC / Zip Code: 29201	Preservative: 1. Unpres. 4. HNO3 7. NaOH; 2. NaOH/ZnA 5. HCL; 3. H2SO4 6. Na Thio.		
Project Name: University Mart			
Project Number: 07584 / 45308	P.O Number: 4600088529		Lot No. OK11003

Sample ID / Description (Containers for each sample may be combined on one line)	Date	Time	G=Grab C=Composite	Matrix: GW	DW	WW	S	Other	Analysis: Brex, napth, MTBE	1,2 DCA	8 oxygenates	EDB	Number of Containers	Bottle (See Instructions on back)	Preservative	Remarks / Cooler ID
MW-18	5/10	—											3	A	S	Product
MW-19		—														Product
MW-20		—														DRY
MW-21		—														Not Located
MW-22	5/10	11:00	G	X					X	X	X	X				odor/sheen
MW-23		—														Product
MW-24		—														Not Located
MW-25		10:30														Sheen/odor
MW-27		9:50														No odor
MW-28	5/10	10:02	G	X					X	X	X	X				No odor

Turn Around Time Required (Prior lab approval required for expedited TAT): ☐ Standard ☐ Rush (Please Specify)

Sample Disposal: ☐ Return to Client ☐ Disposal by Lab

QC Requirements (Specify)

Possible Hazard Identification: ☐Non-Hazard ☐Flammable ☐Skin Irritant ☐Poison ☐Unknown

	Date	Time		Date	Time
1. Relinquished by / Sampler	5/10	15:45	1. Received by		
2. Relinquished by			2. Received by		
3. Relinquished by			3. Received by		
4. Relinquished by			4. Laboratory Received by	5/10/17	1545

Note: All samples are retained for six weeks from receipt unless other arrangements are made.

LAB USE ONLY
Received on Ice (Check) ☐ Yes ☐ No ☐ Ice Pack
Receipt Temp 1.0 °C
Temp. Blank ☐ Y / ☐ N

SHEALY

Chain of Custody Record

Shealy Environmental Services, Inc.
106 Vantage Point Drive
West Columbia, South Carolina 29172
Telephone No. (803) 791-9700 Fax No. (803) 791-9111
www.shealylab.com

Number 24508

Client: SCDHEC - UST	Report to Contact: D. Thoma	Sampler (Printed Name): Kyle Pudney	Quote No.
Address: 2600 Bull Street	Telephone No. / Fax No. / Email: 803-896-6240	Waybill No.	Page: 2 of 5
City: Columbia; State: SC; Zip Code: 29201	Preservative: 1. Unpres. 4. HNO3 7. NaOH; 2. NaOH/ZnA 5. HCL; 3. H2SO4 6. Na Thio.		
Project Name: University Mnt			
Project Number: 07584 / 45308	P.O Number: 46000 88529		

Sample ID / Description (Containers for each sample may be combined on one line)	Date	Time	G=Grab C=Composite	Matrix: GW	DW	WW	S	Other	Analysis: Gtex, Napth MTBE	1,2 DCA	8 oxygenates	EDB	Remarks / Cooler ID
									3	—	1	3	Number of Containers
									A	—	1	A	Bottle (See Instructions on back)
									5	—	1	5	Preservative
													Lot No. 080003
MW-29	5/10	10:13	G	X					X	X	X	X	No oder
MW-30		13:36											oder / Sheen
MW-31		12:30											oder
MW-32		13:46											slight oder
MW-33		13:36											oder
MW-34		13:23											oder
MW-35		12:53											oder
MW-36		13:43											oder
MW-37		12:36											oder
MW-38	5/10	11:07	G	X					X	X	X	X	No oder

Turn Around Time Required (Prior lab approval required for expedited TAT)
☐ Standard ☐ Rush (Please Specify)

Sample Disposal
☐ Return to Client ☐ Disposal by Lab

QC Requirements (Specify)

Possible Hazard Identification
☐Non-Hazard ☐Flammable ☐Skin Irritant ☐Poison ☐Unknown

	Date	Time		Date	Time
1. Relinquished by / Sampler	5/10	15:45	1. Received by		
2. Relinquished by			2. Received by		
3. Relinquished by			3. Received by		
4. Relinquished by			4. Laboratory Received by	5/10/17	1545

Note: All samples are retained for six weeks from receipt unless other arrangements are made.

LAB USE ONLY
Received on Ice (Check) ☐ Yes ☐ No ☐ Ice Pack
Receipt Temp. 1.0 °C
Temp. Blank ☐ Y / ☐ N

Shealy Environmental Services, Inc.
106 Vantage Point Drive
West Columbia, South Carolina 29172
Telephone No. (803) 791-9700 Fax No. (803) 791-9111
www.shealylab.com

Chain of Custody Record **Number** 24509

Client: SCDHEC - UST	Report to Contact: D. Thomas	Sampler (Printed Name): Kyle Pudney	Quote No.
Address: 2600 Bull STREET	Telephone No. / Fax No. / Email: 803-896-6240	Waybill No.	Page: 3 of 5
City: Columbia / State: SC / Zip Code: 29201	Preservative: 1. Unpres. 4. HNO3 7. NaOH; 2. NaOH/ZnA 5. HCL; 3. H2SO4 6. Na Thio.		
Project Name: Univers.ty Mall			
Project Number: 07584 / 45308	P.O Number: 4600088529		

Sample ID / Description (Containers for each sample may be combined on one line)	Date	Time	G=Grab C=Composite	Matrix: GW	DW	WW	S	Other	Analysis: BTEX, Naph MTBE	1,2 DCA	8 oxygenates	EDB	Remarks / Cooler ID
									3	1	3		Number of Containers
									A	1	A		Bottle (See Instructions on back)
									5	1	5		Preservative
													Lot No. BR11007
MW-39	5/10	12:05	G	X					X	X	X	X	Slight odor
MW-40	5/10	11:58											odor / sheen
MW-41	5/10	11:49											odor Sample @ 11:49 am
MW-42	5/10	14:04											odor
~~MW-61~~	—	—											Not Located
MW-62	5/10	10:52											No odor
MW-63	5/10	10:08	G	X					X	X	X	X	No odor
~~MW-64~~													Destroyed / Paved over
~~MW-65~~	—	—											DRY
~~MW-66~~	—	—											Not Located

Turn Around Time Required (Prior lab approval required for expedited TAT): ☐ Standard ☐ Rush (Please Specify)

Sample Disposal: ☐ Return to Client ☐ Disposal by Lab

QC Requirements (Specify)

Possible Hazard Identification: ☐Non-Hazard ☐Flammable ☐Skin Irritant ☐Poison ☐Unknown

	Date	Time		Date	Time
1. Relinquished by / Sampler	5/10	15:45	1. Received by		
2. Relinquished by			2. Received by		
3. Relinquished by			3. Received by		
4. Relinquished by			4. Laboratory Received by	5/10/17	1545

Note: All samples are retained for six weeks from receipt unless other arrangements are made.

LAB USE ONLY
Received on Ice (Check) ☐ Yes ☐ No ☐ Ice Pack
Receipt Temp. 4.2 °C
Temp. Blank ☐ Y / ☐ N

Shealy Environmental Services, Inc.
106 Vantage Point Drive
West Columbia, South Carolina 29172
Telephone No. (803) 791-9700 Fax No. (803) 791-9111
www.shealylab.com

Chain of Custody Record **Number** 24510

Client: SCDHEC - UST	Report to Contact: D. Thoma	Sampler (Printed Name): Kyle Pudney	Quote No.
Address: 2600 Bull Street	Telephone No. / Fax No. / Email: 803-896-6240	Waybill No.	Page: 4 of 5
City: Columbia / State: SC / Zip Code: 29201	Preservative: 1. Unpres. 4. HNO3 7. NaOH; 2. NaOH/ZnA 5. HCL; 3. H2SO4 6. Na Thio.		
Project Name: University Mart			
Project Number: 07584 / 45306	P.O Number: 4600086529		

Sample ID / Description (Containers for each sample may be combined on one line)	Date	Time	G=Grab C=Composite	Matrix: GW	DW	WW	S	Other	Analysis	Brm, Nitr mthd	1,2 DCA	Benzene	EDB	Remarks / Cooler ID
										3	3	3	3	Number of Containers
										A	A	A	A	Bottle (See Instructions on back)
										5	5	5	5	Preservative
														Lot No. 0721007
MW-67	5/10	11:41	G	X						X	X	X	X	No odor
MW-68	"	"	"	"						"	"	"	"	Not Located
MW-69	"	"	"	"						"	"	"	"	Not Located
MW-70		10:32												No odor
MW-5a R		11:15												odor
RW-1R	"	"	"	"						"	"	"	"	Product
RW-1R	"	"	"	"						"	"	"	"	Not Located
DW-3		12:55												odor
DW-4		12:20												odor
DW-5	5/10	13:01	G	X						X	X	X	X	No odor

Turn Around Time Required (Prior lab approval required for expedited TAT): ☐ Standard ☐ Rush (Please Specify)	Sample Disposal: ☐ Return to Client ☐ Disposal by Lab		QC Requirements (Specify)		Possible Hazard Identification: ☐Non-Hazard ☐Flammable ☐Skin Irritant ☐Poison ☐Unknown		
1. Relinquished by / Sampler	Date: 5/10	Time: 15:45	1. Received by		Date		Time
2. Relinquished by	Date	Time	2. Received by		Date		Time
3. Relinquished by	Date	Time	3. Received by		Date		Time
4. Relinquished by	Date	Time	4. Laboratory Received by		Date: 5/10/17		Time: 1545

Note: All samples are retained for six weeks from receipt unless other arrangements are made.

LAB USE ONLY
Received on Ice (Check) ☐ Yes ☐ No ☐ Ice Pack
Receipt Temp. 1.0 °C
Temp. Blank ☐ Y / ☐ N

Shealy Environmental Services, Inc.
106 Vantage Point Drive
West Columbia, South Carolina 29172
Telephone No. (803) 791-9700 Fax No. (803) 791-9111
www.shealylab.com

Chain of Custody Record **Number** 24511

Client: SCDHEC - UST	Report to Contact: D. Thomas	Sampler (Printed Name): Kyle Purdy	Quote No.
Address: 2600 Bull Street	Telephone No. / Fax No. / Email: 803-896-6240	Waybill No.	Page: 5 of 5
City: Columbia State: SC Zip Code: 29201	Preservative: 1. Unpres. 4. HNO3 7. NaOH; 2. NaOH/ZnA 5. HCL; 3. H2SO4 6. Na Thio.		Number of Containers / Bottle (See Instructions on back) / Preservative
Project Name: University Mall			Lot No.
Project Number: 07584 / 45308	P.O Number: 4600098529		

Sample ID / Description (Containers for each sample may be combined on one line)	Date	Time	G=Grab C=Composite	Matrix: GW	DW	WW	S	Other	Analysis: BTEX naph MTBE	1,2 DCA	8 oxygens	EDB	Remarks / Cooler ID
DW-6	5/10	12:17	G	X					X	X	X	X	No odor
MW-22 Dup		11:00											odor
MW-25 Dup		10:30											odor
Field Blank		14:10							X	X	X	X	–
Trip Blank	5/10	14:11	G	X					X	X	X		–
~~Trip Blank~~													Not sampled
~~MW-35 Dup~~													Please dispose of

Turn Around Time Required (Prior lab approval required for expedited TAT) ☐ Standard ☐ Rush (Please Specify)	Sample Disposal ☐ Return to Client ☐ Disposal by Lab		QC Requirements (Specify)	Possible Hazard Identification ☐Non-Hazard ☐Flammable ☐Skin Irritant ☐Poison ☐Unknown	
1. Relinquished by / Sampler: Kyle Purdy	Date: 5/10	Time: 15:45	1. Received by	Date	Time
2. Relinquished by	Date	Time	2. Received by	Date	Time
3. Relinquished by	Date	Time	3. Received by	Date	Time
4. Relinquished by	Date	Time	4. Laboratory Received by	Date: 5/10/10	Time: 1845

Note: All samples are retained for six weeks from receipt unless other arrangements are made.

LAB USE ONLY
Received on Ice (Check) ☐ Yes ☐ No ☐ Ice Pack Receipt Temp: 2.0 °C Temp. Blank ☐ Y / ☐ N

Sample Receipt Checklist (SRC)

Client: SC DHHC Cooler Inspected by/date: [illegible] / 5/11/13 Lot #: UE11005

5/11/13

Means of receipt: ☒ SESI ☒ Client ☐ UPS ☐ FedEx ☐ Airborne Exp ☐ Other			
Yes ☐	No ☒		1. Were custody seals present on the cooler?
Yes ☐	No ☒		2. If custody seals were present, were they intact and unbroken?
Cooler ID/temperature upon receipt 1292 / 1.0 °C ___/___ °C ___/___ °C ___/___ °C Method: ☐ Temperature Blank ☒ Against Bottles Method of coolant: ☒ Wet Ice ☐ Blue Ice ☐ Dry Ice ☐ None			
If response is No (or Yes for 14, 15, 16), an explanation/resolution must be provided.			
Yes ☐	No ☐	NA ☒	3. If temperature of any cooler exceeded 6.0°C, was Project Manager notified? PM notified by SRC, phone, note (circle one), other:_____. (For coolers received via commercial courier, PMs are to be notified immediately.
Yes ☐	No ☐	NA ☒	4. Is the commercial courier's packing slip attached to this form?
Yes ☒	No ☐		5. Were proper custody procedures (relinquished/received) followed?
Yes ☐	No ☐	NA ☒	5a Were samples relinquished by client to commercial courier?
Yes ☒	No ☐		6. Were sample IDs listed?
Yes ☒	No ☐		7. Was collection date & time listed?
Yes ☒	No ☐		8. Were tests to be performed listed on the COC?
Yes ☒	No ☐		9. Did all samples arrive in the proper containers for each test?
Yes ☒	No ☐		10. Did all container label information (ID, date, time) agree with COC?
Yes ☒	No ☐		11. Did all containers arrive in good condition (unbroken, lids on, etc.)?
Yes ☒	No ☐		12. Was adequate sample volume available?
Yes ☒	No ☐		13. Were all samples received within ½ the holding time or 48 hours, whichever comes first?
Yes ☐	No ☒		14. Were any samples containers missing?
Yes ☐	No ☒		15. Were there any excess samples not listed on COC?
Yes ☒	No ☐	NA ☐	16. Were bubbles present >"pea-size" (¼"or 6mm in diameter) in any VOA vials?
Yes ☐	No ☐	NA ☒	17. Were all metals/O&G/HEM/nutrient samples received at a pH of <2?
Yes ☐	No ☐	NA ☒	18. Were all cyanide and/or sulfide samples received at a pH >12?
Yes ☐	No ☐	NA ☒	19. Were all applicable NH3/TKN/cyanide/phenol (<0.2mg/L) samples free of residual chlorine?
Yes ☐	No ☐	NA ☒	20. Were collection temperatures documented on the COC for NC samples?
Yes ☒	No ☐	NA ☐	21. Were client remarks/requests (i.e. requested dilutions, MS/MSD designations, etc…) correctly transcribed from the COC into the comment section in LIMS?

Sample Preservation (Must be completed for any sample(s) incorrectly preserved or with headspace.)

Sample(s)_____were received incorrectly preserved and were adjusted accordingly in sample receiving with _____(H_2SO_4,HNO_3,HCl,NaOH) with the SR # (number)

Sample(s) - 001(6) - 002(6) - 003(1) - 004(2) - were received with bubbles >6 mm in diameter.

Sample(s) - 021(1) - 023(3) - 026(3) - 027(3) were received with TRC >0.2 mg/L for NH3/TKN/cyanide/phenol

Sample labels verified by: _____ Date: _____

Corrective Action taken, if necessary:

Was client notified: Yes ☐ No ☐ Did client respond: Yes ☐ No ☐

SESI employee: _____ Date of response: _____

Comments: _____

D H E C

PROMOTE PROTECT PROSPER

C. Earl Hunter, Commissioner

Promoting and protecting the health of the public and the environment.

MAR 07 2006

DR DAVID H SWINTON
BENEDICT COLLEGE
1600 HARDEN STREET
COLUMBIA SC 29204

Re: UST Permit # 07584, University Mart, 2367 Taylor St., Columbia, SC
Release 1 reported January 30, 1991; Release 2 Reported April 17, 1998
UST Permit # 07777, Clouds Chevron, 1600 Two Notch Rd., Columbia, SC
Release reported December 31, 1991
UST Permit # 12352, Clouds Chevron, 1600 Two Notch Rd., Columbia, SC
Release reported December 30, 1991
Corrective Action Plan Received December 6, 2005
Richland County

Dear Dr. Swinton:

You were previously notified by the South Carolina Department of Health and Environmental Control of the pending corrective action of the referenced releases by Consultech Environmental, Inc. The Department recently received notification from Consultech that they will be unable to fulfill the requirements of the remediation contract. As such, the proposed corrective action plan will not be approved. The Department plans to resolicit bids for remediation of the petroleum releases. When the contract has been awarded to a new contractor, you will be sent a new Corrective Action Plan (CAP).

If you have any questions or comments, please contact me by phone at (803) 896-6676, by fax at (803) 896-6245, or by email at blockse@dhec.sc.gov.

Sincerely,

Susan Block, G.I.T., Hydrogeologist
Northeastern SC Corrective Action Section
Assessment & Corrective Action Division
Underground Storage Tank Program
Bureau of Land and Waste Management

UST PROGRAM
DOCKETING # 100Tech

cc: Technical File

D H E C

PROMOTE PROTECT PROSPER

C. Earl Hunter, Commissioner

Promoting and protecting the health of the public and the environment.

MAR 07 2006

MR MAHESH PATEL
FAST POINT FOOD STORES
2811 REIDVILLE RD STE 11
SPARTANBURG SC 29301-3227

Re: UST Permit # 07584, University Mart, 2367 Taylor St., Columbia, SC
Release 1 reported January 30, 1991; Release 2 Reported April 17, 1998
UST Permit # 07777, Clouds Chevron, 1600 Two Notch Rd., Columbia, SC
Release reported December 31, 1991
UST Permit # 12352, Clouds Chevron, 1600 Two Notch Rd., Columbia, SC
Release reported December 30, 1991
Corrective Action Plan Received December 6, 2005
Richland County

Dear Mr. Patel:

You were previously notified by the South Carolina Department of Health and Environmental Control of the pending corrective action of the referenced releases by Consultech Environmental, Inc. The Department recently received notification from Consultech that they will be unable to fulfill the requirements of the remediation contract. As such, the proposed corrective action plan will not be approved. The Department plans to resolicit bids for remediation of the petroleum releases. When the contract has been awarded to a new contractor, you will be sent a new Corrective Action Plan (CAP).

If you have any questions or comments, please contact me by phone at (803) 896-6676, by fax at (803) 896-6245, or by email at blockse@dhec.sc.gov.

Sincerely,

Susan Block, G.I.T., Hydrogeologist
Northeastern SC Corrective Action Section
Assessment & Corrective Action Division
Underground Storage Tank Program
Bureau of Land and Waste Management

UST PROGRAM
DOCKETING # 101 Tech

cc: Technical File

D H E C

PROMOTE PROTECT PROSPER

C. Earl Hunter, Commissioner

Promoting and protecting the health of the public and the environment.

MAR 07 2006

MS BETTE GORDON BATEMAN
C/O JESSE REESE
PO BOX 1026
COLUMBIA SC 29201

Re: UST Permit # 07584, University Mart, 2367 Taylor St., Columbia, SC
Release 1 reported January 30, 1991; Release 2 Reported April 17, 1998
UST Permit # 07777, Clouds Chevron, 1600 Two Notch Rd., Columbia, SC
Release reported December 31, 1991
UST Permit # 12352, Clouds Chevron, 1600 Two Notch Rd., Columbia, SC
Release reported December 30, 1991
Corrective Action Plan Received December 6, 2005
Richland County

Dear Ms. Bateman:

You were previously notified by the South Carolina Department of Health and Environmental Control of the pending corrective action of the referenced releases by Consultech Environmental, Inc. The Department recently received notification from Consultech that they will be unable to fulfill the requirements of the remediation contract. As such, the proposed corrective action plan will not be approved. The Department plans to resolicit bids for remediation of the petroleum releases. When the contract has been awarded to a new contractor, you will be sent a new Corrective Action Plan (CAP).

If you have any questions or comments, please contact me by phone at (803) 896-6676, by fax at (803) 896-6245, or by email at blockse@dhec.sc.gov.

Sincerely,

Susan Block, G.I.T., Hydrogeologist
Northeastern SC Corrective Action Section
Assessment & Corrective Action Division
Underground Storage Tank Program
Bureau of Land and Waste Management

UST PROGRAM
DOCKETING # 102 Tech

cc: Technical File

D H E C

PROMOTE PROTECT PROSPER

C. Earl Hunter, Commissioner

Promoting and protecting the health of the public and the environment.

MAR 07 2006

MR JAMES MORRISON JR
1014 LAURENS ST
COLUMBIA SC 29201

Re: UST Permit # 07584, University Mart, 2367 Taylor St., Columbia, SC
Release 1 reported January 30, 1991; Release 2 Reported April 17, 1998
UST Permit # 07777, Clouds Chevron, 1600 Two Notch Rd., Columbia, SC
Release reported December 31, 1991
UST Permit # 12352, Clouds Chevron, 1600 Two Notch Rd., Columbia, SC
Release reported December 30, 1991
Corrective Action Plan Received December 6, 2005
Richland County

Dear Mr. Morrison:

You were previously notified by the South Carolina Department of Health and Environmental Control of the pending corrective action of the referenced releases by Consultech Environmental, Inc. The Department recently received notification from Consultech that they will be unable to fulfill the requirements of the remediation contract. As such, the proposed corrective action plan will not be approved. The Department plans to resolicit bids for remediation of the petroleum releases. When the contract has been awarded to a new contractor, you will be sent a new Corrective Action Plan (CAP).

If you have any questions or comments, please contact me by phone at (803) 896-6676, by fax at (803) 896-6245, or by email at blockse@dhec.sc.gov.

Sincerely,

Susan Block, G.I.T., Hydrogeologist
Northeastern SC Corrective Action Section
Assessment & Corrective Action Division
Underground Storage Tank Program
Bureau of Land and Waste Management

UST PROGRAM
DOCKETING # 103 Tech

cc: Technical File

D H E C

PROMOTE PROTECT PROSPER

C. Earl Hunter, Commissioner

Promoting and protecting the health of the public and the environment.

MAR 07 2006

ALLEN UNIVERSITY
1530 HARDEN STREET
COLUMBIA SC 29024

Re: UST Permit # 07584, University Mart, 2367 Taylor St., Columbia, SC
Release 1 reported January 30, 1991; Release 2 Reported April 17, 1998
UST Permit # 07777, Clouds Chevron, 1600 Two Notch Rd., Columbia, SC
Release reported December 31, 1991
UST Permit # 12352, Clouds Chevron, 1600 Two Notch Rd., Columbia, SC
Release reported December 30, 1991
Corrective Action Plan Received December 6, 2005
Richland County

Dear Sir or Madam:

You were previously notified by the South Carolina Department of Health and Environmental Control of the pending corrective action of the referenced releases by Consultech Environmental, Inc. The Department recently received notification from Consultech that they will be unable to fulfill the requirements of the remediation contract. As such, the proposed corrective action plan will not be approved. The Department plans to resolicit bids for remediation of the petroleum releases. When the contract has been awarded to a new contractor, you will be sent a new Corrective Action Plan (CAP).

If you have any questions or comments, please contact me by phone at (803) 896-6676, by fax at (803) 896-6245, or by email at blockse@dhec.sc.gov.

Sincerely,

Susan Block, G.I.T., Hydrogeologist
Northeastern SC Corrective Action Section
Assessment & Corrective Action Division
Underground Storage Tank Program
Bureau of Land and Waste Management

UST PROGRAM
DOCKETING # 104 Tech

cc: Technical File

D H E C

PROMOTE PROTECT PROSPER

C. Earl Hunter, Commissioner

Promoting and protecting the health of the public and the environment.

MAR 07 2006

JAMES & MARILYN BUNDRICK
217 PALMER DR
LEXINGTON SC 29072

Re: UST Permit # 07584, University Mart, 2367 Taylor St., Columbia, SC
Release 1 reported January 30, 1991; Release 2 Reported April 17, 1998
UST Permit # 07777, Clouds Chevron, 1600 Two Notch Rd., Columbia, SC
Release reported December 31, 1991
UST Permit # 12352, Clouds Chevron, 1600 Two Notch Rd., Columbia, SC
Release reported December 30, 1991
Corrective Action Plan Received December 6, 2005
Richland County

Dear Mr. and Mrs. Bundrick:

You were previously notified by the South Carolina Department of Health and Environmental Control of the pending corrective action of the referenced releases by Consultech Environmental, Inc. The Department recently received notification from Consultech that they will be unable to fulfill the requirements of the remediation contract. As such, the proposed corrective action plan will not be approved. The Department plans to resolicit bids for remediation of the petroleum releases. When the contract has been awarded to a new contractor, you will be sent a new Corrective Action Plan (CAP).

If you have any questions or comments, please contact me by phone at (803) 896-6676, by fax at (803) 896-6245, or by email at blockse@dhec.sc.gov.

Sincerely,

Susan Block, G.I.T., Hydrogeologist
Northeastern SC Corrective Action Section
Assessment & Corrective Action Division
Underground Storage Tank Program
Bureau of Land and Waste Management

UST PROGRAM
DOCKETING # 105 Tech

cc: Technical File

D H E C

PROMOTE PROTECT PROSPER

C. Earl Hunter, Commissioner

Promoting and protecting the health of the public and the environment.

MAR 07 2006

WL BOYD III
455 ALEXANDER CIR
COLUMBIA SC 29206

Re: UST Permit # 07584, University Mart, 2367 Taylor St., Columbia, SC
Release 1 reported January 30, 1991; Release 2 Reported April 17, 1998
UST Permit # 07777, Clouds Chevron, 1600 Two Notch Rd., Columbia, SC
Release reported December 31, 1991
UST Permit # 12352, Clouds Chevron, 1600 Two Notch Rd., Columbia, SC
Release reported December 30, 1991
Corrective Action Plan Received December 6, 2005
Richland County

Dear Mr. Boyd:

You were previously notified by the South Carolina Department of Health and Environmental Control of the pending corrective action of the referenced releases by Consultech Environmental, Inc. The Department recently received notification from Consultech that they will be unable to fulfill the requirements of the remediation contract. As such, the proposed corrective action plan will not be approved. The Department plans to resolicit bids for remediation of the petroleum releases. When the contract has been awarded to a new contractor, you will be sent a new Corrective Action Plan (CAP).

If you have any questions or comments, please contact me by phone at (803) 896-6676, by fax at (803) 896-6245, or by email at blockse@dhec.sc.gov.

Sincerely,

Susan Block, G.I.T., Hydrogeologist
Northeastern SC Corrective Action Section
Assessment & Corrective Action Division
Underground Storage Tank Program
Bureau of Land and Waste Management

UST PROGRAM
DOCKETING # 106 Tech

cc: Technical File

D H E C

PROMOTE PROTECT PROSPER

C. Earl Hunter, Commissioner

Promoting and protecting the health of the public and the environment.

MAR 07 2006

MS LINDA WARREN
1527 LYON ST
COLUMBIA SC 29204

Re: UST Permit # 07584, University Mart, 2367 Taylor St., Columbia, SC
Release 1 reported January 30, 1991; Release 2 Reported April 17, 1998
UST Permit # 07777, Clouds Chevron, 1600 Two Notch Rd., Columbia, SC
Release reported December 31, 1991
UST Permit # 12352, Clouds Chevron, 1600 Two Notch Rd., Columbia, SC
Release reported December 30, 1991
Corrective Action Plan Received December 6, 2005
Richland County

Dear Ms. Warren:

You were previously notified by the South Carolina Department of Health and Environmental Control of the pending corrective action of the referenced releases by Consultech Environmental, Inc. The Department recently received notification from Consultech that they will be unable to fulfill the requirements of the remediation contract. As such, the proposed corrective action plan will not be approved. The Department plans to resolicit bids for remediation of the petroleum releases. When the contract has been awarded to a new contractor, you will be sent a new Corrective Action Plan (CAP).

If you have any questions or comments, please contact me by phone at (803) 896-6676, by fax at (803) 896-6245, or by email at blockse@dhec.sc.gov.

Sincerely,

Susan Block, G.I.T., Hydrogeologist
Northeastern SC Corrective Action Section
Assessment & Corrective Action Division
Underground Storage Tank Program
Bureau of Land and Waste Management

UST PROGRAM
DOCKETING # 107 Tech

cc: Technical File

D H E C

PROMOTE PROTECT PROSPER

C. Earl Hunter, Commissioner

Promoting and protecting the health of the public and the environment.

MAR 07 2006

MR JOE SUDDETH
302 BIDDLE RD
COLUMBIA SC 29212

Re: UST Permit # 07584, University Mart, 2367 Taylor St., Columbia, SC
Release 1 reported January 30, 1991; Release 2 Reported April 17, 1998
UST Permit # 07777, Clouds Chevron, 1600 Two Notch Rd., Columbia, SC
Release reported December 31, 1991
UST Permit # 12352, Clouds Chevron, 1600 Two Notch Rd., Columbia, SC
Release reported December 30, 1991
Corrective Action Plan Received December 6, 2005
Richland County

Dear Mr. Suddeth:

You were previously notified by the South Carolina Department of Health and Environmental Control of the pending corrective action of the referenced releases by Consultech Environmental, Inc. The Department recently received notification from Consultech that they will be unable to fulfill the requirements of the remediation contract. As such, the proposed corrective action plan will not be approved. The Department plans to resolicit bids for remediation of the petroleum releases. When the contract has been awarded to a new contractor, you will be sent a new Corrective Action Plan (CAP).

If you have any questions or comments, please contact me by phone at (803) 896-6676, by fax at (803) 896-6245, or by email at blockse@dhec.sc.gov.

Sincerely,

Susan Block, G.I.T., Hydrogeologist
Northeastern SC Corrective Action Section
Assessment & Corrective Action Division
Underground Storage Tank Program
Bureau of Land and Waste Management

UST PROGRAM
DOCKETING # 108 fcca

cc: Technical File

D H E C

PROMOTE PROTECT PROSPER

C. Earl Hunter, Commissioner

Promoting and protecting the health of the public and the environment.

MAR 07 2006

CHANG MOON SUENG
2358 TAYLOR ST
COLUMBIA SC 29204

Re: UST Permit # 07584, University Mart, 2367 Taylor St., Columbia, SC
Release 1 reported January 30, 1991; Release 2 Reported April 17, 1998
UST Permit # 07777, Clouds Chevron, 1600 Two Notch Rd., Columbia, SC
Release reported December 31, 1991
UST Permit # 12352, Clouds Chevron, 1600 Two Notch Rd., Columbia, SC
Release reported December 30, 1991
Corrective Action Plan Received December 6, 2005
Richland County

Dear Mr. Sueng:

You were previously notified by the South Carolina Department of Health and Environmental Control of the pending corrective action of the referenced releases by Consultech Environmental, Inc. The Department recently received notification from Consultech that they will be unable to fulfill the requirements of the remediation contract. As such, the proposed corrective action plan will not be approved. The Department plans to resolicit bids for remediation of the petroleum releases. When the contract has been awarded to a new contractor, you will be sent a new Corrective Action Plan (CAP).

If you have any questions or comments, please contact me by phone at (803) 896-6676, by fax at (803) 896-6245, or by email at blockse@dhec.sc.gov.

Sincerely,

Susan Block, G.I.T., Hydrogeologist
Northeastern SC Corrective Action Section
Assessment & Corrective Action Division
Underground Storage Tank Program
Bureau of Land and Waste Management

UST PROGRAM
DOCKETING # 109 Tech

cc: Technical File

D H E C

PROMOTE PROTECT PROSPER

C. Earl Hunter, Commissioner

Promoting and protecting the health of the public and the environment.

MAR 07 2006

GILBERT WALKER
COLUMBIA HOUSING AUTHORITY
PO BOX 4307
COLUMBIA SC29204

Re: UST Permit # 07584, University Mart, 2367 Taylor St., Columbia, SC
Release 1 reported January 30, 1991; Release 2 Reported April 17, 1998
UST Permit # 07777, Clouds Chevron, 1600 Two Notch Rd., Columbia, SC
Release reported December 31, 1991
UST Permit # 12352, Clouds Chevron, 1600 Two Notch Rd., Columbia, SC
Release reported December 30, 1991
Corrective Action Plan Received December 6, 2005
Richland County

Dear Mr. Walker:

You were previously notified by the South Carolina Department of Health and Environmental Control of the pending corrective action of the referenced releases by Consultech Environmental, Inc. The Department recently received notification from Consultech that they will be unable to fulfill the requirements of the remediation contract. As such, the proposed corrective action plan will not be approved. The Department plans to resolicit bids for remediation of the petroleum releases. When the contract has been awarded to a new contractor, you will be sent a new Corrective Action Plan (CAP).

If you have any questions or comments, please contact me by phone at (803) 896-6676, by fax at (803) 896-6245, or by email at blockse@dhec.sc.gov.

Sincerely,

Susan Block, G.I.T., Hydrogeologist
Northeastern SC Corrective Action Section
Assessment & Corrective Action Division
Underground Storage Tank Program
Bureau of Land and Waste Management

cc: Technical File

UST PROGRAM DOCKETING # 110Tech

BOARD:
Elizabeth M. Hagood
Chairman

Edwin H. Cooper, III
Vice Chairman

L. Michael Blackmon
Secretary

D H E C

PROMOTE PROTECT PROSPER

C. Earl Hunter, Commissioner

Promoting and protecting the health of the public and the environment.

BOARD:
Carl L. Brazell

Steven G. Kisner

Paul C. Aughtry, III

Coleman F. Buckhouse, MD

January 17, 2006

RECEIVED

JAN 2 4 2006

UNDERGROUND STORAGE TANK PROGRAM

(BOW-GWMGMT-NJD)
Mr. Kenneth Brooke
Consultech Environmental, Inc.
1800 Macleod Drive
Lawrenceville, GA 30043

UST PROGRAM DOCKETING # 110 Tech

Re: Underground Injection Control Permit #848
Former Handy Pantry #65, Clouds Chevron Site
Richland County

UST 07584, 07777, 12352

Dear Mr Brooke:

Enclosed is a Permit to Construct for forty-seven (47) Class VA-I air sparge injection wells at the Former Handy Pantry #65, Clouds Chevron Site, Richland County as requested in the permit application received January 5, 2006.

Notice of Appeal Procedure

This decision may be appealed to the Administrative Law Court (ALC) by complying with the following requirements of the ALC:

1. File a request for a contested case hearing with the Clerk of the Administrative Law Court at the following address within 30 days after notice of this decision:

   Clerk's Office
   South Carolina Administrative Law Court
   1205 Pendleton Street, Suite 224
   Columbia, SC 29211-1667
   803-734-0550

   The ALC has a Notice of Request for Contested Case Hearing form that may be used, but is not required. The form and the Rules of the ALC can be found at the ALC's website: http://www.scalc.net.

   A request for a contested case hearing must contain the following information pursuant to ALC Rule 11:

   1. The name of the party requesting the hearing and the issue(s) for which the hearing is requested;
   2. The caption or other information sufficient to identify the decision, order, letter, determination, action, or inaction which is subject to the hearing;
   3. A copy of the written agency decision, order, letter or determination, if any, which gave rise to the request;
   4. The relief requested.

2. Submit a filing fee to the Administrative Law Court in the amount of $250. ALC Rule 71 requires the filing fee.

3. Serve a copy of the request for a contested case hearing on DHEC and any other parties at the same time the request is filed with the ALC. A copy of the request for a contested case hearing must be delivered or mailed to DHEC at the following address:

Clerk of the Board
SC DHEC
2600 Bull Street
Columbia, SC 29201

The above information is provided as a courtesy; parties before the Administrative Law Court are responsible for complying with all applicable requirements of the Court.

An inspection of the UIC System must be conducted prior to issuance of Approval to Operate. If you have any question, please call Norman J. Dodson at (803) 898-3531.

Sincerely,

Norman J. Dodson, Hydrogeologist
Ground Water Management Section
Bureau of Water

cc: Susan Block, BLWM-USTP

BOARD:
Elizabeth M. Hagood
Chairman

Edwin H. Cooper, III
Vice Chairman

L. Michael Blackmon
Secretary

D H E C

PROMOTE PROTECT PROSPER

C. Earl Hunter, Commissioner

Promoting and protecting the health of the public and the environment.

BOARD:
Carl L. Brazell

Steven G. Kisner

Paul C. Aughtry, III

Coleman F. Buckhouse, MD

WATER MONITORING ASSESSMENT & PROTECTION DIVISION

Injection Well Construction Permit
for
Class II, III, and V.A. Injection Well(s)

Permit #848

Date Issued: January 17, 2006
Date Expired: January 17, 2007

For (Operator): Former Handy Pantry #65, Clouds Chevron

In accordance with provisions of Title 48, Chapter 1, South Carolina Code of Laws, 1976, as amended, permission is granted for construction of forty-seven (47) Class VA-I air sparge injection wells with a true diameter of two (2) inches, and a total depth of approximately forty to one hundred ten (40 to 110) feet located at Former Handy Pantry #65, Clouds Chevron, Richland County, SC with the following provisions:

1) The operator shall submit completed SCDHEC well record forms to the Departments Water Monitoring, Assessment & Protection Division after completion of the injection wells.

2) Upon completion of construction, injection activities shall not commence prior to receiving approval from the Department to operate the injection wells.

3) When the injection wells are no longer in use, or upon request by the Department, within sixty (60) days all injection wells must be permanently abandoned in accordance with the South Carolina Well Standards and Regulations (R.61-71).

Rob Devlin, Manager
GroundWater Management Section
Bureau of Water

RECEIVED

JAN 2 4 2006

UNDERGROUND STORAGE
TANK PROGRAM

DHEC 2104 (6/88)

STATEMENT OF BASIS - UIC DRAFT PERMIT #848

In accordance with the South Carolina Underground Injection Control Regulations, Section R61-87.12,J., this Statement of Basis has been prepared for the Former Handy Pantry #65, Clouds Chevron Site Underground Injection Control permit application received January 5, 2006.

Ownership of the proposed injection wells is Consultech Environmental, Inc., 1800 Macleod Drive, Lawrenceville, GA 30043. The permit (UIC 848) is for the construction of forty-seven (47) injection wells for a corrective action system at the Former Handy Pantry #65, Clouds Chevron Site. The intent of the injection wells is to inject ambient air into the subsurface to remediate the hyrocarbon contaminated ground water as described in the cleanup plan dated December 5, 2005. The final permit for the underground injection proposal has been prepared based on staff review and the application of the Pollution Control Act of South Carolina and the Underground Injection Control Regulations of South Carolina.

Conditions of the permit issuance include the submittal of well records for all injection wells installed and the inspection of well construction by the Department prior to injection.

D H E C
PROMOTE PROTECT PROSPER
C. Earl Hunter, Commissioner
Promoting and protecting the health of the public and the environment.

UST PROGRAM DOCKETING # 12-tech

JAN 19 2006

POPE D JOHNSON III
MCCUTCHEN BLANTON JOHNSON & BARNETTE LLP
PO DRAWER 11209
COLUMBIA SC 29211-1209

Re: UST Permit # 07584, University Mart, 2367 Taylor St., Columbia, SC
Release 1 reported January 30, 1991; Release 2 Reported April 17, 1998
UST Permit # 07777, Clouds Chevron, 1600 Two Notch Rd., Columbia, SC
Release reported December 31, 1991
UST Permit # 12352, Clouds Chevron, 1600 Two Notch Rd., Columbia, SC
Release reported December 30, 1991
Corrective Action Plan Received December 6, 2005
Email Correspondence received January 17, 2006
Richland County

Dear Mr. Johnson:

In response to your correspondence, the following information is provided.

Three monitoring wells have been installed on the property belonging to Mr. William L. Boyd, III (see enclosed site map). The wells were last sampled on November 16, 2005 for benzene, toluene, ethylbenzene, xylene, naphthalene, MtBE, EDB, and the 8-oxygenates (ETBE, TAME, TBA, Ethanol, TAA, TBF, ETBA, and DIPE). The following table lists the concentrations detected and the South Carolina Risk Based Screening Levels (RSBLs) for each constituent.

Chemical of Concern	SC RBSL	MW-13	MW-54	DW-7
Benzene	5	<1	970	40
Toluene	1000	<1	2900	<2
Ethylbenzene	700	<1	460	<2
Xylene	10,000	<1	2200	<2
Naphthalene	25	<5	1100	<10
MtBE	40	<1	1500	20
EDB	0.05	<0.02	2.70	0.14
ETBE	None*	<5	<50	<10
TAME	None*	<5	<50	<10
TBA	None*	<25	<250	<50
Ethanol	None*	<100	<1000	<200
TAA	None*	<25	650	300
TBF	None*	<25	<250	<50
ETBA	None*	<25	<250	<50
DIPE	None*	<5	<50	16

Concentrations are listing in µg/L. *Please note there are no established RBSLs for the 8-Oxygenates.

The Corrective Action Plan (CAP) submitted by Consultech Environmental, Inc. proposes the installation of air sparge wells and associated trenching on Mr. Boyd's property in order to reduce the concentrations of chemicals of concern detected in the groundwater. The direction of groundwater flow below Mr. Boyd's property and in the surrounding area is towards the nearby creek. Therefore, active remediation is necessary to prevent petroleum- contaminated groundwater from further impacting the creek.

Air sparging is a common remediation technique in which air is injected into the subsurface in order to reduce chemicals of concern to remediation goals. The injected air helps transform dissolved chemicals of concern into a vapor phase and also encourages the growth of microbes (tiny organisms). Microbes use the chemicals of concern as a food source and convert the chemicals to water and carbon dioxide. An EPA Citizen's Guide on air sparging and a guide on bioremediation are enclosed to provide you with additional information.

Consultech Environmental, Inc. has estimated 3 years to achieving the remediation goals for the above referenced releases. Please note that Consultech is required to obtain property access from Mr. Boyd before implementation of the proposed CAP, and Consultech is required to keep you or your client informed of the progress of the remediation through quarterly monitoring reports. Please let me or Mr. Kenneth Brooke at Consultech Environmental, Inc. know if you would prefer the monitoring reports be sent to you or to Mr. Boyd.

If you have any questions or would like any additional information concerning the proposed corrective action, please contact me by phone at (803) 896-6676, by fax at (803) 896-6245, or by email at blockse@dhec.sc.gov.

Sincerely,

Susan Block, G.I.T., Hydrogeologist
Northeastern SC Corrective Action Section
Assessment and Corrective Action Division
Underground Storage Tank Program
Bureau of Land and Waste Management

enc: Site map
Citizen's Guide (2)

cc: Mr. Kenneth Brooke, P.E., Consultech Environmental Inc., 1800 MacLeod Drive, Suite F, Lawrenceville, GA 30043 (w/o enc)
Technical File (w/o enc)

Susan E. Block - Public Notice #07584-01, 07777-01 & 12352-01

From: "Sherry Wise" <swwise@mbjb.com>
To: <blockse@dhec.sc.gov>
Date: 1/17/2006 11:29 AM
Subject: Public Notice #07584-01, 07777-01 & 12352-01

MESSAGE FROM POPE D. JOHNSON, III

DEAR MS. BLOCK:

I represent William L. Boyd, III, and I am writing you regarding the Notice of Proposed Corrective Action and the Public Notices referred to above.

I would like for your office or Consultech Environmental, Inc. to advise me as to whether any of the property of my client, Mr. Boyd, has been polluted or contaminated. If not, I would like to have that confirmed in writing. Also, if there has been pollution or contamination of my client's property, I would like confirmation in writing that the Proposed Corrective Action will remove or eliminate the contamination of my client's property. Also, I would like to know the time frame for the removal of the pollution or contamination. If the Proposed Corrective Action will accomplish the removal of any pollution or contamination, I would like for you to confirm that to me in writing and then let me know what steps, if any, are to be taken to remove the pollution or contamination from my client's property. Please let me hear from you regarding these matters and please let this serve as my client's comment and/or objection to the Proposed Corrective Action.

Pope D. Johnson, III
McCutchen Blanton Johnson & Barnette, LLP
P.O. Drawer 11209
Columbia, SC 29211-1209
803-253-6076 (direct)
803-799-9791
803-253-6084 (fax)
pdjohnson@mbjb.com

Secretary: Sherry W. Wise
swwise@mbjb.com

UST PROGRAM
DOCKETING # 113 Tech

Confirmation Report — Memory Send

Date & Time: 01-19-2006 12:09pm
Tel line : +8038966245
Machine ID : UST PROGRAM

Job number	:	053
Date & Time	:	01-19 12:06pm
To	:	918032536084
Number of pages	:	003
Start time	:	01-19 12:06pm
End time	:	01-19 12:09pm
Pages sent	:	003
Status	:	OK

Job number : 053 *** SEND SUCCESSFUL ***

D H E C

FROMOTE PROTECT PROSPER
South Carolina Department of Health and Environmental Control
2600 Bull Street
Columbia, SC 29201-1708

FAX MESSAGE

Date: 1/19/6
Number of Pages Including Cover Sheet: 3

Please Deliver This Fax Message

TO: Pope Johnson
Name
McCutchen, Blanton, Johnson & Barnette, LLP
Organization/Department
253-6084
Fax Number Phone Number

FROM: Susan Block
Bureau of Land & Waste Management
Underground Storage Tank Program
(803) 896-6245 (803) 896-6240
Fax Number Phone Number

SUBJECT/COMMENT:
Response to email correspondence on UST 07584/07777/12557
corrective action & Boyd Property.
Original to follow in the mail w/ enclosures.

D H E C

PROMOTE PROTECT PROSPER

South Carolina Department of Health and Environmental Control

2600 Bull Street
Columbia, SC 29201-1708

FAX MESSAGE

Date: 1/19/6

Number of Pages Including Cover Sheet: 3

Please Deliver This Fax Message

TO: Pope Johnson
Name

McCutchen, Blanton, Johnson & Barnette, LLP
Organization/Department

253-6084
Fax Number

Phone Number

FROM: Susan Block
Bureau of Land & Waste Management
Underground Storage Tank Program

(803) 896-6245
Fax Number

(803) 896-6240
Phone Number

SUBJECT/COMMENT:

Response to email correspondence on UST 07584/07777/12352 corrective action + Boyd Property.
Original to follow in the mail w/ enclosures.

D H E C
PROMOTE PROTECT PROSPER

C. Earl Hunter, Commissioner
Promoting and protecting the health of the public and the environment.

JAN 10 2006

UST PROGRAM DOCKETING # 1174 Tech

GARY M LOCKMAN
SCDOT
PO BOX 191
COLUMBIA SC 29202-0191

Re: UST Permit # 07584, University Mart, 2367 Taylor St., Columbia, SC
Release 1 reported January 30, 1991; Release 2 Reported April 17, 1998
UST Permit # 07777, Clouds Chevron, 1600 Two Notch Rd., Columbia, SC
Release reported December 31, 1991
UST Permit # 12352, Clouds Chevron, 1600 Two Notch Rd., Columbia, SC
Release reported December 30, 1991
Initial Monitoring Report received January 3, 2006
Richland County

Dear Mr. Lockman:

The Underground Storage Tank (UST) Program of the South Carolina Department of Health and Environmental Control is currently working with Consultech Environmental, Inc. on the remediation of petroleum releases from the referenced facilities. On November 16, 2005, Consultech conducted a comprehensive sampling event of the monitoring wells associated with the releases and noted that monitoring wells MW-24 and DW-4 had been paved over and MW-27 was covered with gravel. The Department understands that recent road construction has occurred in the area at Two Notch Road and Taylor Street and believes this activity by the South Carolina Department of Transportation has covered and/or destroyed these wells.

As additional remediation and monitoring activity is necessary, it is the responsibility of the SCDOT to either uncover or replace these wells if damaged. Funds from the State Underground Petroleum Environmental Response Bank (SUPERB) Account originally paid for these wells; therefore, replacement costs cannot be paid from the Account.

The necessary activities should be completed immediately, and a report documenting the repair/reinstallation of the monitoring wells and including DHEC 1903 forms should be submitted to the UST Program within 60 days of the date of this letter. Monitoring well installation must be completed in accordance with South Carolina Well Standards and Regulations. A monitoring well installation approval, site map, and well logs are enclosed.

On all correspondence or inquiries regarding this project, please reference the above UST Permits. If you have any questions, please feel free to contact me at (803) 896-6676 or blockse@dhec.sc.gov.

Sincerely,

Susan Block, G.I.T., Hydrogeologist
Northeastern SC Corrective Action Section
Assessment and Corrective Action Division
Underground Storage Tank Program
Bureau of Land and Waste Management

enc: Monitoring Well Approval Form (MWA)
Site Map
Well logs

Cc: Mr. Kenneth Brooke, P.E., Consultech, 1800 MacLeod Dr., Ste. F, Lawrenceville, GA 30043-5376 (w/o enc)
Mr. Mahesh Patel, Fast Point Food Stores, 2811 Reidville Rd. Ste. 11, Spartanburg SC 29301-3227 (w/o enc)
UST Permit # 07584 Technical File (w/ copy of MWA)

SCDHEC/UST/010606

D H E C

PROMOTE PROTECT PROSPER

C. Earl Hunter, Commissioner

Promoting and protecting the health of the public and the environment.

Monitoring Well Approval

Approval is hereby granted to: SC Department of Transporation
Facility: University Mart/ Former Handy Pantry
UST Permit #: 07584
County: Richland

This approval is for the installation of up to two shallow groundwater monitoring wells and one deep well. The monitoring wells are to be installed in the approved locations. Monitoring wells are to be installed following the South Carolina Well Standards, R.61-71, and the applicable guidance documents.

Please note that R.61-71 requires the following:

1. All wells shall be drilled, constructed, and abandoned by a South Carolina certified well driller per R.61-71.D.1.
2. All monitoring wells shall be labeled as required by R.61-71.H.2.c.
3. A Water Well Record Form or other form provided or approved by the Department shall be completed and submitted to the Department within 30 days after well completion or abandonment unless another schedule has been approved by the Department. The form should contain the "as-built" construction details and all other information required by R.61-71.H.1.f
4. All analytical data and water levels obtained from each monitoring well shall be submitted to the Department within 30 days of receipt of laboratory results unless another schedule has been approved by the Department as required by R.61-71.H.1.d.
5. If any of the information provided to the Department changes, notification to Susan Block (tel: 803.896.6676 or e-mail: blockse@dhec.sc.gov) shall be provided a minimum of twenty-four (24) hours prior to well construction as required by R.61-71.H.1.a.
6. All temporary monitoring wells shall be abandoned within 5 days of borehole completion using appropriate methods as required by R.61-71.H.4.c. All other wells shall be properly developed per R.61-71.H.2.d.
7. Monitoring wells shall have Department approval prior to abandonment as required by R.61-71.H.1.a.

This approval is pursuant to the provisions of Section 44-55-40 of the 1976 South Carolina Code of Laws and R.61-71 of the South Carolina Well Standards and Regulations, dated April 26, 2002. A copy of this approval should be on the site during well installation.

Date of Issuance: January 6, 2006 **Approval #:** UMW-19730

Susan Block, G.I.T., Hydrogeologist
Northeastern SC Corrective Action Section
Division of Assessment and Corrective Action
Bureau of Land and Waste Management

D H E C

PROMOTE PROTECT PROSPER

C. Earl Hunter, Commissioner

Promoting and protecting the health of the public and the environment.

MR MAHESH PATEL
FAST POINT FOOD STORES
2811 REIDVILLE RD STE 11
SPARTANBURG SC 29301-3227

JAN 10 2006

UST PROGRAM
DOCKETING# 115 Tech

Re: UST Permit # 07584, University Mart, 2367 Taylor St., Columbia, SC
Release 1 reported January 30, 1991; Release 2 Reported April 17, 1998
Initial Monitoring Report received January 3, 2006
Richland County

Dear Mr. Patel:

The Underground Storage Tank (UST) Program of the South Carolina Department of Health and Environmental Control is currently working with Consultech Environmental, Inc. on the remediation of petroleum releases from the referenced facility. On November 16, 2005, Consultech conducted a comprehensive sampling event of the monitoring wells associated with the releases and noted that monitoring well MW-21 on your property was destroyed.

As additional remediation and monitoring activity is necessary, it is your responsibility to replace this well. Funds from the State Underground Petroleum Environmental Response Bank (SUPERB) Account originally paid for these wells; therefore, replacement costs cannot be paid from the Account.

The necessary activity should be completed immediately, and a report documenting the reinstallation of the monitoring well and including DHEC 1903 forms should be submitted to the UST Program within 60 days of the date of this letter. Monitoring well installation must be completed in accordance with South Carolina Well Standards and Regulations. A monitoring well installation approval, site map, and well log are enclosed for your reference.

On all correspondence or inquiries regarding this project, please reference the above UST Permit. If you have any questions, please feel free to contact me at (803) 896-6676 or blockse@dhec.sc.gov.

Sincerely,

Susan Block, G.I.T., Hydrogeologist
Northeastern SC Corrective Action Section
Assessment and Corrective Action Division
Underground Storage Tank Program
Bureau of Land and Waste Management

enc: Monitoring Well Approval Form (MWA)
Site Map
Well log

Cc: Mr. Kenneth Brooke, P.E., Consultech, 1800 MacLeod Dr., Ste. F, Lawrenceville, GA 30043-5376 (w/o enc)
Technical File (w/ copy of MWA)

SCDHEC/UST/010606

D H E C

PROMOTE PROTECT PROSPER

C. Earl Hunter, Commissioner

Promoting and protecting the health of the public and the environment.

Monitoring Well Approval

Approval is hereby granted to: Fast Point Food Stores
Facility: University Mart/ Former Handy Pantry
UST Permit #: 07584
County: Richland

This approval is for the installation of up to one shallow groundwater monitoring well. The monitoring well is to be installed in the approved location. Monitoring wells are to be installed following the South Carolina Well Standards, R.61-71, and the applicable guidance documents.

Please note that R.61-71 requires the following:

1. All wells shall be drilled, constructed, and abandoned by a South Carolina certified well driller per R.61-71.D.1.
2. All monitoring wells shall be labeled as required by R.61-71.H.2.c.
3. A Water Well Record Form or other form provided or approved by the Department shall be completed and submitted to the Department within 30 days after well completion or abandonment unless another schedule has been approved by the Department. The form should contain the "as-built" construction details and all other information required by R.61-71.H.1.f
4. All analytical data and water levels obtained from each monitoring well shall be submitted to the Department within 30 days of receipt of laboratory results unless another schedule has been approved by the Department as required by R.61-71.H.1.d.
5. If any of the information provided to the Department changes, notification to Susan Block (tel: 803.896.6676 or e-mail: blockse@dhec.sc.gov) shall be provided a minimum of twenty-four (24) hours prior to well construction as required by R.61-71.H.1.a.
6. All temporary monitoring wells shall be abandoned within 5 days of borehole completion using appropriate methods as required by R.61-71.H.4.c. All other wells shall be properly developed per R.61-71.H.2.d.
7. Monitoring wells shall have Department approval prior to abandonment as required by R.61-71.H.1.a.

This approval is pursuant to the provisions of Section 44-55-40 of the 1976 South Carolina Code of Laws and R.61-71 of the South Carolina Well Standards and Regulations, dated April 26, 2002. A copy of this approval should be on the site during well installation.

Date of Issuance: January 6, 2006 **Approval #:** UMW-19732

Susan Block, G.I.T., Hydrogeologist
Northeastern SC Corrective Action Section
Division of Assessment and Corrective Action
Bureau of Land and Waste Management

07584

From: Chris S. Doll
To: shah, raj
Date: 12/20/2005 4:13:35 PM
Subject: Re: POs 608616, 608620 and 608622

Mr. Shah'

As we agreed, the bond/letter of credit should be recieved by this office on or before January 3, 2005.

Chris Doll, PG< Manager
Northeastern SC Corrective Action Section
Assessment and Corrective Action Division
Bureau of Land and Waste Management

>>> raj shah <rbshah@agraenvironmental.com> 12/19/2005 3:26 PM >>>
Chris,

In reference to the above purchase orders, Consultech Environmental (CEI) would like to request an extension of the bond submittal deadline to January 3, 2006. As we discussed this afternoon, the extension will allow us to complete a potential merger/acquisition transaction of CEI withing next few days. Thank you in advance.

UST PROGRAM
DOCKETING # 116 Fee

Raj B. Shah, P.E
President
Consultech Environmental/Agra Environmental, Inc.
(919) 858-5350, Ext. 101
Fax: (919) 858-5351
rbshah@agraenvironmental.com <mailto:rbshah@agraenvironmental.com>

CC: Block, Susan E.

CONSULTECH ENVIRONMENTAL, INC.

December 6, 2005

Mr. Chris Doll
South Carolina Department of Health and Environmental Control
NE SC Corrective Action Section
2600 Bull Street
Columbia, SC 29201-1708

Re: Former Handy Pantry #65 UST Permit #07584
Former Cloud's Chevron UST Permit # 07777 & 12352
Columbia, SC
Consultech Project C-05-11-201

Dear Mr. Doll:

This letter refers to the telephone discussion last week Consultech Environmental, Inc. (Consultech) had with you regarding getting extension for submitting the Performance Bond for the above-referenced project for the reasons stated below. Based upon your advice, Consultech submits this performance bond extension request to SC DHEC for review.

Consultech has started this project in a diligent manner and is proceeding "full speed" to accomplish all project requirements including submitting our Corrective Action Plan on December 6, 2005 (Tuesday). We also have visited the site and completed our initial sampling event so that the Initial Monitoring Report can be submitted on time as required per project schedule.

Our principal Owner of the company was out of the Country and just returned last weekend. We have approached our bond company and as a part of their procedure we are required to submit considerable financial information with the bond application. Consultech is currently complying with their requirements; however, we expect approximately 10 to 14 days delay in getting the bond approved. Consultech therefore, would like to request the SC DHEC to extend the bond submittal date to December 19, 2005.

Thank you for your consideration in this matter. Should you have any questions regarding this report or the project in general, please do not hesitate to contact me at (678) 377-0400, extension 218.

Sincerely,
CONSULTECH ENVIRONMENTAL, INC.

Kenneth L. Brooke
Project Manager

RECEIVED
DEC 08 2005
UNDERGROUND STORAGE
TANK PROGRAM

cc: Matt Winslow – SCDHEC (Procurement)
Susan Block – SCDHEC (UST Management)
File C-05-11-201

1800 MacLeod Drive, Suite F * Lawrenceville, GA 30043-5376
678 377-0400 * FAX 678 377-0051

D H E C

PROMOTE PROTECT PROSPER

C. Earl Hunter, Commissioner

Promoting and protecting the health of the public and the environment.

DOCKETING #

NOTICE

UST PROGRAM DOCKETING # 117 Tech

State of South Carolina
Department of Health and Environmental Control
Columbia, South Carolina

Public Notice # 07584-01, 07777-01, & 12352-01 Date: December 16, 2005

NOTICE OF PROPOSED CORRECTIVE ACTION

Section 280.67 of the S.C. Underground Storage Tank Control Regulations (R.61-92) requires that any Corrective Action Plan prepared to meet the requirements of 280.66 must be placed on notice for public comment. The following applicants have submitted a Corrective Action Plan for the rehabilitation of ground water contaminated by petroleum constituents released from underground storage tanks (USTs).

Applicants:

ACME Petroleum & Fuel Company, 543 Cox Rd., Ste. C, Gastonia, NC 28054
UST Permit # 07584, Former Handy Pantry #65
Three USTs used for storage of petroleum products were removed from the former Handy Pantry #65 (currently University Mart) in 1998 & 1999.
The facility is located at 2367 Taylor St., Columbia in Richland County, SC.

Wallace M. Scott, 76 Whiteford Way, Lexington, SC 29072
UST Permit # 07777, Former Clouds Chevron
Four USTs used for the storage of petroleum products were removed from the former Cloud's Chevron in 1992.
The former facility is located at 1600 Two Notch Rd., Columbia in Richland County, SC.

Jack & Alexander Lee, 1608 Two Notch Rd., Columbia, SC 29204
UST Permit # 12352, Former Clouds Chevron
Two USTs used for the storage of petroleum products were removed from the former Cloud's Chevron in 1993.
The former facility is located at 1600 Two Notch Rd., Columbia in Richland County, SC.

SOUTH CAROLINA DEPARTMENT OF HEALTH AND ENVIRONMENTAL CONTROL
2600 Bull Street • Columbia, SC 29201 • Phone: (803) 898-3432 • www.scdhec.net

D H E C

PROMOTE PROTECT PROSPER

C. Earl Hunter, Commissioner

Promoting and protecting the health of the public and the environment.

NOTICE

State of South Carolina
Department of Health and Environmental Control
Columbia, South Carolina

Public Notice # 07584-01, 07777-01, & 12352-01 Date: December 16, 2005

NOTICE OF PROPOSED CORRECTIVE ACTION

Corrective action will consist of total fluids removal and in-situ air sparging followed by monitored natural attenuation.

A copy of the Corrective Action Plan is available for review at the Department's Freedom of Information Office, 2600 Bull Street in Columbia, SC. Please call (803) 898-3882 to schedule an appointment.

Persons wishing to comment upon or object to Corrective Action approval are invited to submit same in writing on or before January 16, 2006 to South Carolina Department of Health and Environmental Control, Underground Storage Tank Program, 2600 Bull Street, Columbia, S.C. 29201 or call Susan Block at (803) 896-6676. The public notice # 07584-01, 07777-01, and 12352-01 should be placed at the top of the first page of comments. Where there is a significant degree of public interest, the Department will hold a public hearing.

Please bring the foregoing to the attention of persons who you know will be interested in this matter.

SOUTH CAROLINA DEPARTMENT OF HEALTH AND ENVIRONMENTAL CONTROL
2600 Bull Street • Columbia, SC 29201 • Phone: (803) 898-3432 • www.scdhec.net

D H E C

PROMOTE PROTECT PROSPER

C. Earl Hunter, Commissioner

Promoting and protecting the health of the public and the environment.

REAVELLE STEPHENSON
PO BOX 465182
LAWRENCEVILLE GA 30042

DEC 12 2005

Re: UST Permit # 07584, University Mart, 2367 Taylor St., Columbia, SC
Release 1 reported January 30, 1991; Release 2 Reported April 17, 1998
UST Permit # 07777, Clouds Chevron, 1600 Two Notch Rd., Columbia, SC
Release reported December 31, 1991
UST Permit # 12352, Clouds Chevron, 1600 Two Notch Rd., Columbia, SC
Release reported December 30, 1991
Tax Map # R11407-07-02
Corrective Action Plan Received December 6, 2005
Richland County

Dear Ms. Stephenson:

As you may be aware, petroleum products have been identified in the soil and groundwater at the referenced facilities. To prevent the release from becoming an unacceptable risk, Consultech Environmental, Inc. has been retained to initiate corrective action of the impacted soil and groundwater using active total fluid removal and in-situ air sparging to be followed by natural attenuation. A copy of the proposed corrective action plan is available for your review at the SCDHEC Freedom of Information Office, 2600 Bull Street, Columbia, South Carolina. Please call the Freedom of Information Office at (803) 898-3882 for an appointment if you would like to review this corrective action plan.

Section 280.67 of the South Carolina Underground Storage Tank Regulations requires the SCDHEC to provide notice to those members of the public that may be affected by a planned corrective action. A copy of the public notice is enclosed for your information. You may observe limited drilling, trenching, and construction activities by Consultech at the referenced properties. Periodic sampling of the monitoring wells on your property will be necessary. You will be informed of the results. Your continued cooperation is appreciated.

If you have any questions or comments regarding the proposed corrective action, please contact me by phone at (803) 896-6676, by fax at (803) 896-6245, or by email at blockse@dhec.sc.gov. All comments should be submitted on or before January 16, 2006.

Sincerely,

Susan Block, G.I.T., Hydrogeologist
Northeastern SC Corrective Action Section
Assessment & Corrective Action Division
Underground Storage Tank Program
Bureau of Land and Waste Management

UST PROGRAM
DOCKETING # 11[illegible]

enc: Public Notice (copy)
Citizens Guide

cc: Technical File (without enclosure)

D H E C

PROMOTE PROTECT PROSPER

C. Earl Hunter, Commissioner

Promoting and protecting the health of the public and the environment.

NOTICE

State of South Carolina
Department of Health and Environmental Control
Columbia, South Carolina

Public Notice # 07584-01, 07777-01, & 12352-01 Date: December 16, 2005

NOTICE OF PROPOSED CORRECTIVE ACTION

Section 280.67 of the S.C. Underground Storage Tank Control Regulations (R.61-92) requires that any Corrective Action Plan prepared to meet the requirements of 280.66 must be placed on notice for public comment. The following applicants have submitted a Corrective Action Plan for the rehabilitation of ground water contaminated by petroleum constituents released from underground storage tanks (USTs).

Applicants:

ACME Petroleum & Fuel Company, 543 Cox Rd., Ste. C, Gastonia, NC 28054
UST Permit # 07584, Former Handy Pantry #65
Three USTs used for storage of petroleum products were removed from the former Handy Pantry #65 (currently University Mart) in 1998 & 1999.
The facility is located at 2367 Taylor St., Columbia in Richland County, SC.

Wallace M. Scott, 76 Whiteford Way, Lexington, SC 29072
UST Permit # 07777, Former Clouds Chevron
Four USTs used for the storage of petroleum products were removed from the former Cloud's Chevron in 1992.
The former facility is located at 1600 Two Notch Rd., Columbia in Richland County, SC.

Jack & Alexander Lee, 1608 Two Notch Rd., Columbia, SC 29204
UST Permit # 12352, Former Clouds Chevron
Two USTs used for the storage of petroleum products were removed from the former Cloud's Chevron in 1993.
The former facility is located at 1600 Two Notch Rd., Columbia in Richland County, SC.

SOUTH CAROLINA DEPARTMENT OF HEALTH AND ENVIRONMENTAL CONTROL
2600 Bull Street • Columbia, SC 29201 • Phone: (803) 898-3432 • www.scdhec.net

D H E C

PROMOTE PROTECT PROSPER

C. Earl Hunter, Commissioner

Promoting and protecting the health of the public and the environment.

NOTICE

State of South Carolina
Department of Health and Environmental Control
Columbia, South Carolina

Public Notice # 07584-01, 07777-01, & 12352-01 Date: December 16, 2005

NOTICE OF PROPOSED CORRECTIVE ACTION

Corrective action will consist of total fluids removal and in-situ air sparging followed by monitored natural attenuation.

A copy of the Corrective Action Plan is available for review at the Department's Freedom of Information Office, 2600 Bull Street in Columbia, SC. Please call (803) 898-3882 to schedule an appointment.

Persons wishing to comment upon or object to Corrective Action approval are invited to submit same in writing on or before January 16, 2006 to South Carolina Department of Health and Environmental Control, Underground Storage Tank Program, 2600 Bull Street, Columbia, S.C. 29201 or call Susan Block at (803) 896-6676. The public notice # 07584-01, 07777-01, and 12352-01 should be placed at the top of the first page of comments. Where there is a significant degree of public interest, the Department will hold a public hearing.

Please bring the foregoing to the attention of persons who you know will be interested in this matter.

SOUTH CAROLINA DEPARTMENT OF HEALTH AND ENVIRONMENTAL CONTROL
2600 Bull Street • Columbia, SC 29201 • Phone: (803) 898-3432 • www.scdhec.net

United States
Environmental Protection
Agency

Office of Solid Waste and
Emergency Response
(5102G)

EPA 542-F-01-006
April 2001
www.epa.gov/superfund/sites
www.cluin.org

EPA

A Citizen's Guide to Soil Vapor Extraction and Air Sparging

The Citizen's Guide Series

EPA uses many methods to clean up pollution at Superfund and other sites. If you live, work, or go to school near a Superfund site, you may want to learn more about cleanup methods. Perhaps they are being used or are proposed for use at your site. How do they work? Are they safe? This Citizen's Guide is one in a series to help answer your questions.

What are soil vapor extraction and air sparging?

Soil vapor extraction or *SVE* removes harmful chemicals, in the form of *vapors*, from the soil above the water table. Vapors are the gases that form when chemicals evaporate. The vapors are extracted (removed) from the ground by applying a vacuum to pull the vapors out.

What is the Water Table?

The water table is the level of groundwater below the ground surface.

Air sparging uses air to help remove harmful vapors from polluted soil and groundwater below the water table. When air is pumped underground, the chemicals evaporate faster, which makes them easier to remove. Like SVE, a vacuum then extracts the vapors. Certain chemicals—like solvents and fuel—evaporate easily. SVE and air sparging work best on these types of chemicals. SVE and air sparging are often used at the same time to clean up both soil and groundwater.

How do they work?

SVE requires drilling *extraction wells* within the polluted area. These wells are drilled into the soil, but not the groundwater. Attached to the wells is equipment that creates a vacuum, which pulls air and vapors through the soil and up to the surface.

Air injection wells can be drilled to help the cleanup. Air injection wells pump air into the ground. The air causes the pollution to evaporate faster. Sometimes air vents are used instead of air injection wells. Air vents don't pump air, but provide a passage for fresh air to enter the ground. The number of air injection and extraction wells can range from one to hundreds, depending on the size of the polluted area.

Once the extraction wells pull the air and vapors out of the ground, special air pollution control equipment collects them. The equipment separates the harmful vapors from the clean air. Then, the vapors *sorb* or stick to solid materials. Or they are condensed to liquids. These polluted solids and liquids are disposed of safely.

Air sparging works very much like SVE. However, the wells that pump air into the ground are drilled into water-soaked soil below the water table. Air pumped into the wells disturbs the groundwater. This helps the pollution change into vapors. The vapors rise into the drier soil above the groundwater and are pulled out of the ground by extraction wells. The harmful vapors are removed in the same way as SVE.

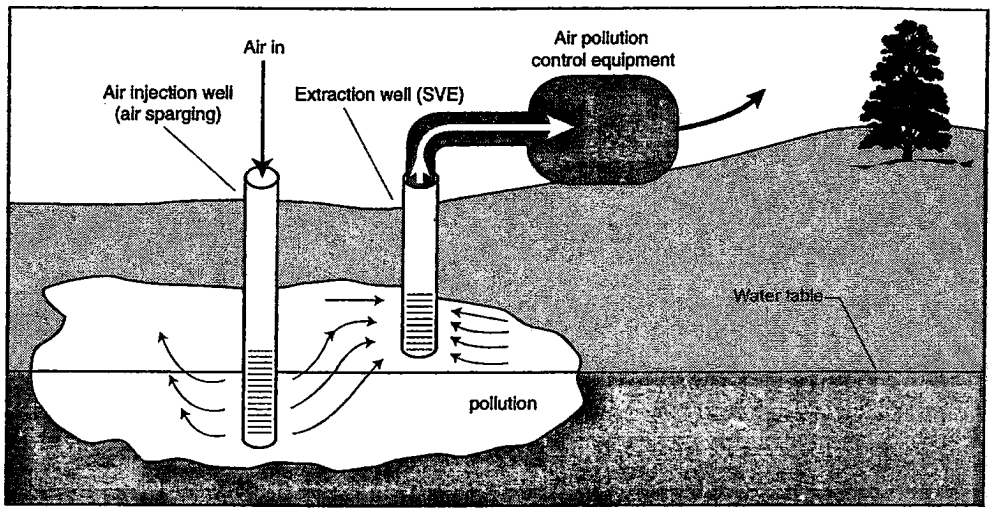

The air used in SVE and air sparging also helps clean up pollution by encouraging the growth of *microbes*. These tiny bugs are found naturally in soil and can use pollution for food. When microbes completely digest pollution, they can change it into water and harmless vapors. (*A Citizen's Guide to Bioremediation* [EPA 542-F-01-001] describes how microbes work.)

Are soil vapor extraction and air sparging safe?

When properly designed and operated, SVE and air sparging are safe cleanup methods. No one has to dig up the pollution, and no chemicals—just air—are added to the ground. EPA makes sure that harmful vapors are collected and disposed of properly.

How long will it take ?



Cleaning up a site using SVE and air sparging can take years. The time depends on several factors:

- size and depth of the polluted area
- type of soil and conditions present (wet or dense soil can slow the process)
- type and amounts of harmful chemicals present

The air injected into the ground can be heated to speed up the process. The heated soil helps evaporate the chemicals faster. Also, other sources of heat, like steam or hot water can be pumped into the injection wells to heat up the soil. (See *A Citizen's Guide to In Situ Thermal Treatment* [EPA 542-F-01-012].)

Why use soil vapor extraction and air sparging?

SVE and air sparging are quicker than cleanup methods that rely on natural processes to do the work. In general, the wells and equipment are simple to install and maintain. And they can reach greater depths than methods that involve digging up soil. SVE and air sparging are effective at removing many types of pollution that can evaporate. Both methods can be used with other methods to clean up other types of pollution as well. Both methods work best in loose soils—like sand and gravel. But they both work well under many types of conditions.

SVE and air sparging are often chosen to clean up Superfund sites. EPA has selected SVE for use at approximately 196 sites and air sparging for use at roughly 48 sites.

For more information

write the Technology Innovation Office at:

U.S. EPA (5102G)
1200 Pennsylvania Ave., NW
Washington, DC 20460

or call them at
(703) 603-9910.

Further information also can be obtained at **www.cluin.org** or **www.epa.gov/superfund/sites.**

NOTE: This fact sheet is intended solely as general guidance and information to the public. It is not intended, nor can it be relied upon, to create any rights enforceable by any party in litigation with the United States, or to endorse the use of products or services provided by specific vendors. The Agency also reserves the right to change this fact sheet at any time without public notice.

D H E C

PROMOTE PROTECT PROSPER

C. Earl Hunter, Commissioner

Promoting and protecting the health of the public and the environment.

MR RICHARD FAY
2020 CHARLOTTE PLAZA
201 S COLLEGE ST
CHARLOTTE NC 28244-2020

DEC 12 2005

Re: UST Permit # 07584, University Mart, 2367 Taylor St., Columbia, SC
Release 1 reported January 30, 1991; Release 2 Reported April 17, 1998
UST Permit # 07777, Clouds Chevron, 1600 Two Notch Rd., Columbia, SC
Release reported December 31, 1991
UST Permit # 12352, Clouds Chevron, 1600 Two Notch Rd., Columbia, SC
Release reported December 30, 1991
Corrective Action Plan Received December 6, 2005
Richland County

Dear Mr. Fay:

As you may be aware, petroleum products have been identified in the soil and groundwater at the referenced facilities. To prevent the release from becoming an unacceptable risk, Consultech Environmental, Inc. has been retained to initiate corrective action of the impacted soil and groundwater using active total fluid removal and in-situ air sparging to be followed by natural attenuation. A copy of the Corrective Action Plan (CAP) has been sent to you by Consultech. Please contact me if you do not receive the CAP.

Section 280.67 of the South Carolina Underground Storage Tank Regulations requires the SCDHEC to provide notice to those members of the public that may be affected by a planned corrective action. A copy of the public notice is enclosed for your information.

If you have any questions or comments regarding the proposed corrective action, please contact me by phone at (803) 896-6676, by fax at (803) 896-6245, or by email at blockse@dhec.sc.gov. All comments should be submitted on or before January 16, 2006.

Sincerely,

Susan Block, G.I.T., Hydrogeologist
Northeastern SC Corrective Action Section
Assessment & Corrective Action Division
Underground Storage Tank Program
Bureau of Land and Waste Management

UST PROGRAM
DOCKETING # 119 Tech

enc: Public Notice (copy)
Citizens Guide

cc: Mr. Pete Overton, Acme Petroleum & Fuel Company, 543 Cox Rd., Ste C., Gastonia, SC 28054 (w/ enc)
Technical File (without enclosure)

D H E C

PROMOTE PROTECT PROSPER

C. Earl Hunter, Commissioner

Promoting and protecting the health of the public and the environment.

REAVELLE STEPHENSON
PO BOX 465182
LAWRENCEVILLE GA 30042

DEC 12 2005

Re: UST Permit # 07584, University Mart, 2367 Taylor St., Columbia, SC
Release 1 reported January 30, 1991; Release 2 Reported April 17, 1998
UST Permit # 07777, Clouds Chevron, 1600 Two Notch Rd., Columbia, SC
Release reported December 31, 1991
UST Permit # 12352, Clouds Chevron, 1600 Two Notch Rd., Columbia, SC
Release reported December 30, 1991
Tax Map # R11407-07-02
Corrective Action Plan Received December 6, 2005
Richland County

UST PROGRAM DOCKETING # 120-Tech

Dear Ms. Stephenson:

As you may be aware, petroleum products have been identified in the soil and groundwater at the referenced facilities. To prevent the release from becoming an unacceptable risk, Consultech Environmental, Inc. has been retained to initiate corrective action of the impacted soil and groundwater using active total fluid removal and in-situ air sparging to be followed by natural attenuation. A copy of the proposed corrective action plan is available for your review at the SCDHEC Freedom of Information Office, 2600 Bull Street, Columbia, South Carolina. Please call the Freedom of Information Office at (803) 898-3882 for an appointment if you would like to review this corrective action plan.

Section 280.67 of the South Carolina Underground Storage Tank Regulations requires the SCDHEC to provide notice to those members of the public that may be affected by a planned corrective action. A copy of the public notice is enclosed for your information. You may observe limited drilling, trenching, and construction activities by Consultech at the referenced properties. Periodic sampling of the monitoring wells on your property will be necessary. You will be informed of the results. Your continued cooperation is appreciated.

If you have any questions or comments regarding the proposed corrective action, please contact me by phone at (803) 896-6676, by fax at (803) 896-6245, or by email at blockse@dhec.sc.gov. All comments should be submitted on or before January 16, 2006.

Sincerely,

Susan Block, G.I.T., Hydrogeologist
Northeastern SC Corrective Action Section
Assessment & Corrective Action Division
Underground Storage Tank Program
Bureau of Land and Waste Management

enc: Public Notice (copy)
Citizens Guide

cc: Technical File (without enclosure)

D H E C

PROMOTE PROTECT PROSPER

C. Earl Hunter, Commissioner

Promoting and protecting the health of the public and the environment.

GILBERT WALKER
COLUMBIA HOUSING AUTHORITY
PO BOX 4307
COLUMBIA SC29204

DEC 12 2005

Re: UST Permit # 07584, University Mart, 2367 Taylor St., Columbia, SC
Release 1 reported January 30, 1991; Release 2 Reported April 17, 1998
UST Permit # 07777, Clouds Chevron, 1600 Two Notch Rd., Columbia, SC
Release reported December 31, 1991
UST Permit # 12352, Clouds Chevron, 1600 Two Notch Rd., Columbia, SC
Release reported December 30, 1991
Tax Map # R11411-04-01
Corrective Action Plan Received December 6, 2005
Richland County

UST PROGRAM
DOCKETING # 12 Tech

Dear Mr. Walker:

As you may be aware, petroleum products have been identified in the soil and groundwater at the referenced facilities. To prevent the release from becoming an unacceptable risk, Consultech Environmental, Inc. has been retained to initiate corrective action of the impacted soil and groundwater using active total fluid removal and in-situ air sparging to be followed by natural attenuation. A copy of the proposed corrective action plan is available for your review at the SCDHEC Freedom of Information Office, 2600 Bull Street, Columbia, South Carolina. Please call the Freedom of Information Office at (803) 898-3882 for an appointment if you would like to review this corrective action plan.

Section 280.67 of the South Carolina Underground Storage Tank Regulations requires the SCDHEC to provide notice to those members of the public that may be affected by a planned corrective action. A copy of the public notice is enclosed for your information. You may observe limited drilling, trenching, and construction activities by Consultech at the referenced properties. Periodic sampling of the monitoring wells on the Housing Authority property will be necessary. You will be informed of the results. Your continued cooperation is appreciated.

If you have any questions or comments regarding the proposed corrective action, please contact me by phone at (803) 896-6676, by fax at (803) 896-6245, or by email at blockse@dhec.sc.gov. All comments should be submitted on or before January 16, 2006.

Sincerely,

Susan Block, G.I.T., Hydrogeologist
Northeastern SC Corrective Action Section
Assessment & Corrective Action Division
Underground Storage Tank Program
Bureau of Land and Waste Management

enc: Public Notice (copy)
Citizens Guide
cc: Technical File (without enclosure)

D H E C

PROMOTE PROTECT PROSPER

C. Earl Hunter, Commissioner

Promoting and protecting the health of the public and the environment.

MR JAMES MORRISON JR
1014 LAURENS ST
COLUMBIA SC 29201

DEC 12 2005

UST PROGRAM
DOCKETING # 12Tech

Re: UST Permit # 07584, University Mart, 2367 Taylor St., Columbia, SC
Release 1 reported January 30, 1991; Release 2 Reported April 17, 1998
UST Permit # 07777, Clouds Chevron, 1600 Two Notch Rd., Columbia, SC
Release reported December 31, 1991
UST Permit # 12352, Clouds Chevron, 1600 Two Notch Rd., Columbia, SC
Release reported December 30, 1991
Tax Map # R11411-02-03
Corrective Action Plan Received December 6, 2005
Richland County

Dear Mr. Morrison:

As you may be aware, petroleum products have been identified in the soil and groundwater at the referenced facilities. To prevent the release from becoming an unacceptable risk, Consultech Environmental, Inc. has been retained to initiate corrective action of the impacted soil and groundwater using active total fluid removal and in-situ air sparging to be followed by natural attenuation. A copy of the Corrective Action Plan (CAP) has been sent to you by Consultech. Please contact me if you do not receive the CAP.

Section 280.67 of the South Carolina Underground Storage Tank Regulations requires the SCDHEC to provide notice to those members of the public that may be affected by a planned corrective action. A copy of the public notice is enclosed for your information. The installation of air injection wells on your property may be necessary as part of the corrective action. Consultech is required to coordinate any activity on your property with you. Your continued cooperation is appreciated.

If you have any questions or comments regarding the proposed corrective action, please contact me by phone at (803) 896-6676, by fax at (803) 896-6245, or by email at blockse@dhec.sc.gov. All comments should be submitted on or before January 16, 2006.

Sincerely,

Susan Block, G.I.T., Hydrogeologist
Northeastern SC Corrective Action Section
Assessment & Corrective Action Division
Underground Storage Tank Program
Bureau of Land and Waste Management

enc: Public Notice (copy)
Citizens Guide

cc: Technical File (without enclosure)

D H E C

PROMOTE PROTECT PROSPER

C. Earl Hunter, Commissioner

Promoting and protecting the health of the public and the environment.

MR MAHESH PATEL
FAST POINT FOOD STORES
2811 REIDVILLE RD STE 11
SPARTANBURG SC 29301-3227

DEC 12 2005

UST PROGRAM
DOCKETING # 124Tech

Re: UST Permit # 07584, University Mart, 2367 Taylor St., Columbia, SC
Release 1 reported January 30, 1991; Release 2 Reported April 17, 1998
UST Permit # 07777, Clouds Chevron, 1600 Two Notch Rd., Columbia, SC
Release reported December 31, 1991
UST Permit # 12352, Clouds Chevron, 1600 Two Notch Rd., Columbia, SC
Release reported December 30, 1991
Tax Map # R11412-10-16
Corrective Action Plan Received December 6, 2005
Richland County

Dear Mr. Patel:

As you may be aware, petroleum products have been identified in the soil and groundwater at the referenced facilities. To prevent the release from becoming an unacceptable risk, Consultech Environmental, Inc. has been retained to initiate corrective action of the impacted soil and groundwater using active total fluid removal and in-situ air sparging to be followed by natural attenuation. A copy of the Corrective Action Plan (CAP) has been sent to you by Consultech. Please contact me if you do not receive the CAP.

Section 280.67 of the South Carolina Underground Storage Tank Regulations requires the SCDHEC to provide notice to those members of the public that may be affected by a planned corrective action. A copy of the public notice is enclosed for your information. The installation of air injection wells on your property is necessary as part of the corrective action. Consultech is required to coordinate any activity on your property with you. Your continued cooperation is appreciated.

If you have any questions or comments regarding the proposed corrective action, please contact me by phone at (803) 896-6676, by fax at (803) 896-6245, or by email at blockse@dhec.sc.gov. All comments should be submitted on or before January 16, 2006.

Sincerely,

Susan Block, G.I.T., Hydrogeologist
Northeastern SC Corrective Action Section
Assessment & Corrective Action Division
Underground Storage Tank Program
Bureau of Land and Waste Management

enc: Public Notice (copy)
Citizens Guide

cc: Technical File (without enclosure)

D H E C

PROMOTE PROTECT PROSPER

C. Earl Hunter, Commissioner

Promoting and protecting the health of the public and the environment.

DR DAVID H SWINTON
BENEDICT COLLEGE
1600 HARDEN STREET
COLUMBIA SC 29204

DEC 12 2005

UST PROGRAM
DOCKETING # 12352

Re: UST Permit # 07584, University Mart, 2367 Taylor St., Columbia, SC
Release 1 reported January 30, 1991; Release 2 Reported April 17, 1998
UST Permit # 07777, Clouds Chevron, 1600 Two Notch Rd., Columbia, SC
Release reported December 31, 1991
UST Permit # 12352, Clouds Chevron, 1600 Two Notch Rd., Columbia, SC
Release reported December 30, 1991
Tax Map # R11408-10-31, 11408-10-11, 11407-06-01, 11407-06-03, & 11407-06-02
Corrective Action Plan Received December 6, 2005
Richland County

Dear Dr. Swinton:

As you may be aware, petroleum products have been identified in the soil and groundwater at the referenced facilities. To prevent the release from becoming an unacceptable risk, Consultech Environmental, Inc. has been retained to initiate corrective action of the impacted soil and groundwater using active total fluid removal and in-situ air sparging to be followed by natural attenuation. A copy of the Corrective Action Plan (CAP) has been sent to you by Consultech. Please contact me if you do not receive the CAP.

Section 280.67 of the South Carolina Underground Storage Tank Regulations requires the SCDHEC to provide notice to those members of the public that may be affected by a planned corrective action. A copy of the public notice is enclosed for your information. The installation of air injection wells on Benedict College property is necessary as part of the corrective action. Consultech is required to coordinate any activity on the property with you. Your continued cooperation is appreciated.

If you have any questions or comments regarding the proposed corrective action, please contact me by phone at (803) 896-6676, by fax at (803) 896-6245, or by email at blockse@dhec.sc.gov. All comments should be submitted on or before January 16, 2006.

Sincerely,

Susan Block, G.I.T., Hydrogeologist
Northeastern SC Corrective Action Section
Assessment & Corrective Action Division
Underground Storage Tank Program
Bureau of Land and Waste Management

enc: Public Notice (copy)
Citizens Guide

cc: Technical File (without enclosure)

D H E C

PROMOTE PROTECT PROSPER

C. Earl Hunter, Commissioner

Promoting and protecting the health of the public and the environment.

MRS WALLACE SCOTT
76 WHITEFORD WAY
LEXINGTON SC 29072

DEC 12 2005

UST PROGRAM
DOCKETING # 05Tech

Re: UST Permit # 07584, University Mart, 2367 Taylor St., Columbia, SC
Release 1 reported January 30, 1991; Release 2 Reported April 17, 1998
UST Permit # 07777, Clouds Chevron, 1600 Two Notch Rd., Columbia, SC
Release reported December 31, 1991
UST Permit # 12352, Clouds Chevron, 1600 Two Notch Rd., Columbia, SC
Release reported December 30, 1991
Corrective Action Plan Received December 6, 2005
Richland County

Dear Mrs. Scott:

As you may be aware, petroleum products have been identified in the soil and groundwater at the referenced facilities. To prevent the release from becoming an unacceptable risk, Consultech Environmental, Inc. has been retained to initiate corrective action of the impacted soil and groundwater using active total fluid removal and in-situ air sparging to be followed by natural attenuation. A copy of the Corrective Action Plan (CAP) has been sent to you by Consultech. Please contact me if you do not receive the CAP.

Section 280.67 of the South Carolina Underground Storage Tank Regulations requires the SCDHEC to provide notice to those members of the public that may be affected by a planned corrective action. A copy of the public notice is enclosed for your information.

If you have any questions or comments regarding the proposed corrective action, please contact me by phone at (803) 896-6676, by fax at (803) 896-6245, or by email at blockse@dhec.sc.gov. All comments should be submitted on or before January 16, 2006.

Sincerely,

Susan Block, G.I.T., Hydrogeologist
Northeastern SC Corrective Action Section
Assessment & Corrective Action Division
Underground Storage Tank Program
Bureau of Land and Waste Management

enc: Public Notice (copy)
Citizens Guide

cc: Technical File (without enclosure)

D H E C
PROMOTE PROTECT PROSPER

C. Earl Hunter, Commissioner
Promoting and protecting the health of the public and the environment.

ALLEN UNIVERSITY
1530 HARDEN STREET
COLUMBIA SC 29024

DEC 1 2 2005

UST PROGRAM
DOCKETING # 12Teen

Re: UST Permit # 07584, University Mart, 2367 Taylor St., Columbia, SC
Release 1 reported January 30, 1991; Release 2 Reported April 17, 1998
UST Permit # 07777, Clouds Chevron, 1600 Two Notch Rd., Columbia, SC
Release reported December 31, 1991
UST Permit # 12352, Clouds Chevron, 1600 Two Notch Rd., Columbia, SC
Release reported December 30, 1991
Tax Map # R11408-10-12 & 11407-07-03A
Corrective Action Plan Received December 6, 2005
Richland County

Dear Sir or Madam:

As you may be aware, petroleum products have been identified in the soil and groundwater at the referenced facilities. To prevent the release from becoming an unacceptable risk, Consultech Environmental, Inc. has been retained to initiate corrective action of the impacted soil and groundwater using active total fluid removal and in-situ air sparging to be followed by natural attenuation. A copy of the Corrective Action Plan (CAP) has been sent to you by Consultech. Please contact me if you do not receive the CAP.

Section 280.67 of the South Carolina Underground Storage Tank Regulations requires the SCDHEC to provide notice to those members of the public that may be affected by a planned corrective action. A copy of the public notice is enclosed for your information. The installation of air injection wells on Allen University property may be necessary as part of the corrective action. Consultech is required to coordinate any activity on the property with you. Your continued cooperation is appreciated.

If you have any questions or comments regarding the proposed corrective action, please contact me by phone at (803) 896-6676, by fax at (803) 896-6245, or by email at blockse@dhec.sc.gov. All comments should be submitted on or before January 16, 2006.

Sincerely,

Susan Block, G.I.T., Hydrogeologist
Northeastern SC Corrective Action Section
Assessment & Corrective Action Division
Underground Storage Tank Program
Bureau of Land and Waste Management

enc: Public Notice (copy)
Citizens Guide

cc: Technical File (without enclosure)

D H E C

PROMOTE PROTECT PROSPER

C. Earl Hunter, Commissioner

Promoting and protecting the health of the public and the environment.

JAMES & MARILYN BUNDRICK
217 PALMER DR
LEXINGTON SC 29072

DEC 12 2005

Re: UST Permit # 07584, University Mart, 2367 Taylor St., Columbia, SC
Release 1 reported January 30, 1991; Release 2 Reported April 17, 1998
UST Permit # 07777, Clouds Chevron, 1600 Two Notch Rd., Columbia, SC
Release reported December 31, 1991
UST Permit # 12352, Clouds Chevron, 1600 Two Notch Rd., Columbia, SC
Release reported December 30, 1991
Tax Map # R11411-01-02
Corrective Action Plan Received December 6, 2005
Richland County

UST PROGRAM
DOCKETING # 128 Tech

Dear Mr. and Mrs. Bundrick:

As you may be aware, petroleum products have been identified in the soil and groundwater at the referenced facilities. To prevent the release from becoming an unacceptable risk, Consultech Environmental, Inc. has been retained to initiate corrective action of the impacted soil and groundwater using active total fluid removal and in-situ air sparging to be followed by natural attenuation. A copy of the Corrective Action Plan (CAP) has been sent to you by Consultech. Please contact me if you do not receive the CAP.

Section 280.67 of the South Carolina Underground Storage Tank Regulations requires the SCDHEC to provide notice to those members of the public that may be affected by a planned corrective action. A copy of the public notice is enclosed for your information. The installation of air injection wells on your property may be necessary as part of the corrective action. Consultech is required to coordinate any activity on the property with you. Your continued cooperation is appreciated.

If you have any questions or comments regarding the proposed corrective action, please contact me by phone at (803) 896-6676, by fax at (803) 896-6245, or by email at blockse@dhec.sc.gov. All comments should be submitted on or before January 16, 2006.

Sincerely,

Susan Block, G.I.T., Hydrogeologist
Northeastern SC Corrective Action Section
Assessment & Corrective Action Division
Underground Storage Tank Program
Bureau of Land and Waste Management

enc: Public Notice (copy)
Citizens Guide

cc: Technical File (without enclosure)

D H E C

PROMOTE PROTECT PROSPER

C. Earl Hunter, Commissioner

Promoting and protecting the health of the public and the environment.

WL BOYD III
455 ALEXANDER CIR
COLUMBIA SC 29206

DEC 12 2005

UST PROGRAM DOCKETING # 139 TRCR

Re: UST Permit # 07584, University Mart, 2367 Taylor St., Columbia, SC
Release 1 reported January 30, 1991; Release 2 Reported April 17, 1998
UST Permit # 07777, Clouds Chevron, 1600 Two Notch Rd., Columbia, SC
Release reported December 31, 1991
UST Permit # 12352, Clouds Chevron, 1600 Two Notch Rd., Columbia, SC
Release reported December 30, 1991
Tax Map # R11411-02-02
Corrective Action Plan Received December 6, 2005
Richland County

Dear Mr. Boyd:

As you may be aware, petroleum products have been identified in the soil and groundwater at the referenced facilities. To prevent the release from becoming an unacceptable risk, Consultech Environmental, Inc. has been retained to initiate corrective action of the impacted soil and groundwater using active total fluid removal and in-situ air sparging to be followed by natural attenuation. A copy of the Corrective Action Plan (CAP) has been sent to you by Consultech. Please contact me if you do not receive the CAP.

Section 280.67 of the South Carolina Underground Storage Tank Regulations requires the SCDHEC to provide notice to those members of the public that may be affected by a planned corrective action. A copy of the public notice is enclosed for your information. The installation of air injection wells on your property may be necessary as part of the corrective action. Consultech is required to coordinate any activity on the property with you. Your continued cooperation is appreciated.

If you have any questions or comments regarding the proposed corrective action, please contact me by phone at (803) 896-6676, by fax at (803) 896-6245, or by email at blockse@dhec.sc.gov. All comments should be submitted on or before January 16, 2006.

Sincerely,

Susan Block, G.I.T., Hydrogeologist
Northeastern SC Corrective Action Section
Assessment & Corrective Action Division
Underground Storage Tank Program
Bureau of Land and Waste Management

enc: Public Notice (copy)
Citizens Guide

cc: Technical File (without enclosure)

D H E C

PROMOTE PROTECT PROSPER

C. Earl Hunter, Commissioner

Promoting and protecting the health of the public and the environment.

MS LINDA WARREN
1527 LYON ST
COLUMBIA SC 29204

DEC 12 2005

UST PROGRAM DOCKETING # 130Tech

Re: UST Permit # 07584, University Mart, 2367 Taylor St., Columbia, SC
Release 1 reported January 30, 1991; Release 2 Reported April 17, 1998
UST Permit # 07777, Clouds Chevron, 1600 Two Notch Rd., Columbia, SC
Release reported December 31, 1991
UST Permit # 12352, Clouds Chevron, 1600 Two Notch Rd., Columbia, SC
Release reported December 30, 1991
Tax Map # R11411-03-01 & R11411-03-02
Corrective Action Plan Received December 6, 2005
Richland County

Dear Ms. Warren:

As you may be aware, petroleum products have been identified in the soil and groundwater at the referenced facilities. To prevent the release from becoming an unacceptable risk, Consultech Environmental, Inc. has been retained to initiate corrective action of the impacted soil and groundwater using active total fluid removal and in-situ air sparging to be followed by natural attenuation. A copy of the proposed corrective action plan is available for your review at the SCDHEC Freedom of Information Office, 2600 Bull Street, Columbia, South Carolina. Please call the Freedom of Information Office at (803) 898-3882 for an appointment if you would like to review this corrective action plan.

Section 280.67 of the South Carolina Underground Storage Tank Regulations requires the SCDHEC to provide notice to those members of the public that may be affected by a planned corrective action. A copy of the public notice is enclosed for your information. You may observe limited drilling, trenching, and construction activities by Consultech at the referenced properties. Periodic sampling of the monitoring wells on your property will be necessary. You will be informed of the results. Your continued cooperation is appreciated.

If you have any questions or comments regarding the proposed corrective action, please contact me by phone at (803) 896-6676, by fax at (803) 896-6245, or by email at blockse@dhec.sc.gov. All comments should be submitted on or before January 16, 2006.

Sincerely,

Susan Block, G.I.T., Hydrogeologist
Northeastern SC Corrective Action Section
Assessment & Corrective Action Division
Underground Storage Tank Program
Bureau of Land and Waste Management

enc: Public Notice (copy)
Citizens Guide

cc: Technical File (without enclosure)

D H E C

PROMOTE PROTECT PROSPER

C. Earl Hunter, Commissioner

Promoting and protecting the health of the public and the environment.

MR JOE SUDDETH
302 BIDDLE RD
COLUMBIA SC 29212

DEC 12 2005

UST PROGRAM DOCKETING # 13772

Re: UST Permit # 07584, University Mart, 2367 Taylor St., Columbia, SC
Release 1 reported January 30, 1991; Release 2 Reported April 17, 1998
UST Permit # 07777, Clouds Chevron, 1600 Two Notch Rd., Columbia, SC
Release reported December 31, 1991
UST Permit # 12352, Clouds Chevron, 1600 Two Notch Rd., Columbia, SC
Release reported December 30, 1991
Tax Map # R11411-01-03
Corrective Action Plan Received December 6, 2005
Richland County

Dear Mr. Suddeth:

As you may be aware, petroleum products have been identified in the soil and groundwater at the referenced facilities. To prevent the release from becoming an unacceptable risk, Consultech Environmental, Inc. has been retained to initiate corrective action of the impacted soil and groundwater using active total fluid removal and in-situ air sparging to be followed by natural attenuation. A copy of the proposed corrective action plan is available for your review at the SCDHEC Freedom of Information Office, 2600 Bull Street, Columbia, South Carolina. Please call the Freedom of Information Office at (803) 898-3882 for an appointment if you would like to review this corrective action plan.

Section 280.67 of the South Carolina Underground Storage Tank Regulations requires the SCDHEC to provide notice to those members of the public that may be affected by a planned corrective action. A copy of the public notice is enclosed for your information. You may observe limited drilling, trenching, and construction activities by Consultech at the referenced properties. Periodic sampling of the monitoring wells on your property will be necessary. You will be informed of the results. Your continued cooperation is appreciated.

If you have any questions or comments regarding the proposed corrective action, please contact me by phone at (803) 896-6676, by fax at (803) 896-6245, or by email at blockse@dhec.sc.gov. All comments should be submitted on or before January 16, 2006.

Sincerely,

Susan Block, G.I.T., Hydrogeologist
Northeastern SC Corrective Action Section
Assessment & Corrective Action Division
Underground Storage Tank Program
Bureau of Land and Waste Management

enc: Public Notice (copy)
Citizens Guide

cc: Technical File (without enclosure)

D H E C

PROMOTE PROTECT PROSPER

C. Earl Hunter, Commissioner

Promoting and protecting the health of the public and the environment.

UST PROGRAM
DOCKETING # 13277

COLUMBIA GROCERY
1510 ONTARIO ST
COLUMBIA SC 29204

DEC 12 2005

Re: UST Permit # 07584, University Mart, 2367 Taylor St., Columbia, SC
Release 1 reported January 30, 1991; Release 2 Reported April 17, 1998
UST Permit # 07777, Clouds Chevron, 1600 Two Notch Rd., Columbia, SC
Release reported December 31, 1991
UST Permit # 12352, Clouds Chevron, 1600 Two Notch Rd., Columbia, SC
Release reported December 30, 1991
Tax Map # R11411-03-03
Corrective Action Plan Received December 6, 2005
Richland County

Dear Sir or Madam:

As you may be aware, petroleum products have been identified in the soil and groundwater at the referenced facilities. To prevent the release from becoming an unacceptable risk, Consultech Environmental, Inc. has been retained to initiate corrective action of the impacted soil and groundwater using active total fluid removal and in-situ air sparging to be followed by natural attenuation. A copy of the proposed corrective action plan is available for your review at the SCDHEC Freedom of Information Office, 2600 Bull Street, Columbia, South Carolina. Please call the Freedom of Information Office at (803) 898-3882 for an appointment if you would like to review this corrective action plan.

Section 280.67 of the South Carolina Underground Storage Tank Regulations requires the SCDHEC to provide notice to those members of the public that may be affected by a planned corrective action. A copy of the public notice is enclosed for your information. You may observe limited drilling, trenching, and construction activities by Consultech at the referenced properties. Periodic sampling of the monitoring wells on your property will be necessary. You will be informed of the results. Your continued cooperation is appreciated.

If you have any questions or comments regarding the proposed corrective action, please contact me by phone at (803) 896-6676, by fax at (803) 896-6245, or by email at blockse@dhec.sc.gov. All comments should be submitted on or before January 16, 2006.

Sincerely,

Susan Block, G.I.T., Hydrogeologist
Northeastern SC Corrective Action Section
Assessment & Corrective Action Division
Underground Storage Tank Program
Bureau of Land and Waste Management

enc: Public Notice (copy)
Citizens Guide

cc: Technical File (without enclosure)

D H E C

PROMOTE PROTECT PROSPER

C. Earl Hunter, Commissioner

Promoting and protecting the health of the public and the environment.

CHANG MOON SUENG
2358 TAYLOR ST
COLUMBIA SC 29204

DEC 1 2 2005

UST PROGRAM
DOCKETING # 133 Tech

Re: UST Permit # 07584, University Mart, 2367 Taylor St., Columbia, SC
Release 1 reported January 30, 1991; Release 2 Reported April 17, 1998
UST Permit # 07777, Clouds Chevron, 1600 Two Notch Rd., Columbia, SC
Release reported December 31, 1991
UST Permit # 12352, Clouds Chevron, 1600 Two Notch Rd., Columbia, SC
Release reported December 30, 1991
Tax Map # R11411-01-01
Corrective Action Plan Received December 6, 2005
Richland County

Dear Mr. Sueng:

As you may be aware, petroleum products have been identified in the soil and groundwater at the referenced facilities. To prevent the release from becoming an unacceptable risk, Consultech Environmental, Inc. has been retained to initiate corrective action of the impacted soil and groundwater using active total fluid removal and in-situ air sparging to be followed by natural attenuation. A copy of the proposed corrective action plan is available for your review at the SCDHEC Freedom of Information Office, 2600 Bull Street, Columbia, South Carolina. Please call the Freedom of Information Office at (803) 898-3882 for an appointment if you would like to review this corrective action plan.

Section 280.67 of the South Carolina Underground Storage Tank Regulations requires the SCDHEC to provide notice to those members of the public that may be affected by a planned corrective action. A copy of the public notice is enclosed for your information. You may observe limited drilling, trenching, and construction activities by Consultech at the referenced properties. Periodic sampling of the monitoring wells on your property will be necessary. You will be informed of the results. Your continued cooperation is appreciated.

If you have any questions or comments regarding the proposed corrective action, please contact me by phone at (803) 896-6676, by fax at (803) 896-6245, or by email at blockse@dhec.sc.gov. All comments should be submitted on or before January 16, 2006.

Sincerely,

Susan Block, G.I.T., Hydrogeologist
Northeastern SC Corrective Action Section
Assessment & Corrective Action Division
Underground Storage Tank Program
Bureau of Land and Waste Management

enc: Public Notice (copy)
Citizens Guide

cc: Technical File (without enclosure)

D H E C
PROMOTE PROTECT PROSPER
South Carolina Department of Health
and Environmental Control

UNDERGROUND STORAGE TANK PROGRAM
BUREAU OF LAND AND WASTE MANAGEMENT
2600 Bull Street, Columbia, SC
Phone (803) 896-6240 Fax (803) 896-6245

MEMORANDUM

DATE: December 9, 2005

UST PROGRAM DOCKETING # 13[illegible]

TO: Norman Dodson
Water Monitoring, Assessment & Protection Division
Bureau of Water

FROM: Susan Block
Assessment & Corrective Action Division
Underground Storage Tank Program

SUBJECT: UST Permit # 07584, University Mart, 2367 Taylor St., Columbia, SC
UST Permit # 07777, Cloud's Chevron, 1600 Two Notch Rd., Columbia, SC
UST Permit # 12352, Cloud's Chevron, 1600 Two Notch Rd., Columbia, SC
Corrective Action Plan received December 6, 2005
UIC Permit Application received December 6, 2005
Richland County

Attached for your review and approval is an Underground Injection Control Permit Application for the above referenced sites submitted by Consultech Environmental, Inc. Initial review by this Department indicates the Corrective Action Plan is approvable. Please return the completed Permit to Install to my attention once your review and approval is completed. I will forward it to the contractor when all other permits have been received and technical and financial approval from this Program has been issued, as required by law.

Questions may be referred to my attention at (803) 896-6676.

Enc: UIC Permit Application

Cc: Technical File

DHEC/UST/120705

CONSULTECH ENVIRONMENTAL, INC.

November 8, 2005

RECEIVED
NOV 14 2005
UNDERGROUND STORAGE TANK PROGRAM

Ms. Susan Block
Corrective Action Branch
South Carolina Department of Health and Environmental Control
Division of Underground Storage Tank Management
2600 Bull Street
Columbia, South Carolina 29201-1708

Re: Receipt of Contract Documents for
Handy Pantry #65 (UST Permit # 07584)
2367 Taylor Street, Columbia, SC and
Cloud's Chevron (UST Permit # 07777 & 12352)
1600 Two Notch Road, Columbia, SC
Bid No. IFB-29012-10/18/05-EMW
PO # 608618, PO # 608620, and PO # 608622
Consultech Project C-05-11-201

UST PROGRAM DOCKETING # 135 Took

Dear Ms. Block:

Consultech Environmental, Inc. (Consultech) received the Purchase Orders 608618, 608620, and 608622 yesterday, November 7, 2005, via U. S. Mail. We called Mr. Winslow, Procurement Officer, Bureau of Business Management, Division of Procurement Services regarding the official date of award for the above-referenced contract. Mr. Winslow indicated that the award date was the date that Consultech received these purchase orders. Therefore, since we received the purchase orders yesterday, the contract award date for the above-referenced project is November 7, 2005. If you have any questions regarding this letter or the project in general, please do not hesitate to contact us at (678) 377-0400.

Sincerely,

CONSULTECH ENVIRONMENTAL, INC.

Kenneth L. Brooke

Kenneth L. Brooke, P.E.
Project Manager

cc: E. Madison Winslow – SCDHEC
James R. Wilson, P.G. – CEI, File C-05-11-201

1800 MacLeod Drive, Suite F * Lawrenceville, GA 30043-5376
678 377-0400 * FAX 678 377-0051

D H E C

PROMOTE PROTECT PROSPER

C. Earl Hunter, Commissioner

Promoting and protecting the health of the public and the environment.

NOV 09 2005

MR KENNETH BROOKE
CONSULTECH ENVIRONMENTAL
1800 MACLEOD DR STE F
LAWRENCEVILLE GA 30043

Re: UST Permit # 07584, University Mart, 2367 Taylor St., Columbia, SC
Release 1 reported January 30, 1991; Release 2 Reported April 17, 1998
UST Permit # 07777, Clouds Chevron, 1600 Two Notch Rd., Columbia, SC
Release reported December 31, 1991
UST Permit # 12352, Clouds Chevron, 1600 Two Notch Rd., Columbia, SC
Release reported December 30, 1991
Corrective Action Award
Richland County

Dear Mr. Brooke:

As you are aware, the Underground Storage Tank Program has determined that active corrective action is necessary at the referenced facilities. On November 1, 2005, you were awarded the corrective action contract in the amount of $1,098,000.00 ($274,500.00 per release), which will be funded by the SUPERB Account. Per contract requirements, the corrective action plan and performance bond or letter must be submitted within 30 days of the award date (December 1, 2005) and the Initial Monitoring Report must be submitted within 45 days of the award date (December 16, 2005). Signed copies of the Right-of-Entry for the referenced facilities are enclosed. Please coordinate with each landowner for access and keep any inconveniences to the affected landowners to a minimum. Please also note that in accordance with the bid specifications, copies of all plans and reports should be sent to all affected property owners listed in the bid appendix.

If you have any questions or need additional information, please contact me by telephone at (803) 896-6676, by fax at (803) 896-6245, or by email at blockse@dhec.sc.gov.

Sincerely,

Susan Block, G.I.T., Hydrogeologist
Northeastern SC Corrective Action Section
Assessment and Corrective Action Division
Underground Storage Tank Program
Bureau of Land and Waste Management

UST PROGRAM
DOCKETING # 13[illegible]

Enc: Right of Entries
Approved Cost Agreements

Cc: Pope D. Johnson III, McCutchen Blanton Johnson & Barnette LLP, PO Drawer 11209, Columbia SC 29211-1209 (w/o enc)
Mr. Mahesh Patel, Fast Point Food Stores, 2811 Reidville Rd. Ste. 11, Spartanburg SC 29301-3227 (w/o enc)
Richard E. Fay, 2020 Charlotte Plaza, 201 South College St., Charlotte NC 28244-2020 (w/o enc)
Mr. Pete Overton, Acme Petroleum and Fuel Company, 543 Cox Rd. Ste. C, Gastonia SC 28054 (w/o enc)
Alexander & Jack Lee, 3733 Greenbriar Dr., Columbia, SC 29206 (w/o enc)
Technical File

SCDHEC/UST/11.7.05/SEB

Approved Cost Agreement [redacted]239

Facility: 07584 UNIVERSITY MART
BLOCKSE
PO Number: 608618

Task / Description	Categories	Item	Description	Qty / Pct	Unit Price	Amount
22 CORRECTIVE ACTION						
		1	CAM/TI AND/OR OPERATE	1.0000	274,500.00	109,800.00
		2	25% REDUCTION IN COC	1.0000	274,500.00	27,450.00
		3	50% REDUCTION IN COC	1.0000	274,500.00	27,450.00
		4	75% REDUCTION IN COC	1.0000	274,500.00	41,175.00
		5	100% REDUCTION IN COC	1.0000	274,500.00	68,625.00
				Total Amount		274,500.00

Approved Cost Agreement 240

Facility: 07584 UNIVERSITY MART
BLOCKSE

PO Number: 608618

Task / Description	Categories	Item	Description	Qty / Pct	Unit Price	Amount
22 CORRECTIVE ACTION						
		1	CAM/TI AND/OR OPERATE	1.0000	274,500.00	109,800.00
		2	25% REDUCTION IN COC	1.0000	274,500.00	27,450.00
		3	50% REDUCTION IN COC	1.0000	274,500.00	27,450.00
		4	75% REDUCTION IN COC	1.0000	274,500.00	41,175.00
		5	100% REDUCTION IN COC	1.0000	274,500.00	68,625.00
				Total Amount		274,500.00

RECEIVED
NOV 09 2005
UNDERGROUND STORAGE TANK PROGRAM

Consultech Environmental, Inc.

1800 MacLeod Drive, Suite F
Lawrenceville, Georgia 30043
(678) 377-0400
Fax: (678) 377-0051

FAX TRANSMISSION COVER SHEET

Date: 11/8/05

To: Ms Susan Block **Company Name:** SC DHEC

Fax: 803-896-6245

Re: Contract Documents **Project No.:** C-05-11-201 (revised Project Number)

Sender: Kenneth Brooke

YOU SHOULD RECEIVE 2 *[Pages (including cover sheet)] PAGE(S), INCLUDING THIS COVER SHEET. IF YOU DO NOT RECEIVE ALL THE PAGES, PLEASE CALL (678) 377-0400.* x 218

Susan:

Please review the attached letter We changed the Project Number. Please retain this version of our letter.

Best Regards!

Ken

UST PROGRAM
DOCKETING # 13 Tech

CONSULTECH ENVIRONMENTAL, INC.

November 8, 2005

Ms. Susan Block
Corrective Action Branch
South Carolina Department of Health and Environmental Control
Division of Underground Storage Tank Management
2600 Bull Street
Columbia, South Carolina 29201-1708

Re: **Receipt of Contract Documents for**
Handy Pantry #65 (UST Permit # 07584)
2367 Taylor Street, Columbia, SC and
Cloud's Chevron (UST Permit # 07777 & 12352)
1600 Two Notch Road, Columbia, SC
Bid No. IFB-29012-10/18/05-EMW
PO # 608618, PO # 608620, and PO # 608622
Consultech Project C-05-11-201

Dear Ms. Block:

Consultech Environmental, Inc. (Consultech) received the Purchase Orders 608618, 608620, and 608622 yesterday, November 7, 2005, via U. S. Mail. We called Mr. Winslow, Procurement Officer, Bureau of Business Management, Division of Procurement Services regarding the official date of award for the above-referenced contract. Mr. Winslow indicated that the award date was the date that Consultech received these purchase orders. Therefore, since we received the purchase orders yesterday, the contract award date for the above-referenced project is November 7, 2005. If you have any questions regarding this letter or the project in general, please do not hesitate to contact us at (678) 377-0400.

Sincerely,

CONSULTECH ENVIRONMENTAL, INC.

Kenneth L. Brooke, P.E.
Project Manager

cc: E. Madison Winslow - SCDHEC
James R. Wilson, P.G. - CBL File C-05-11-201

1800 MacLeod Drive, Suite F * Lawrenceville, GA 30043-5376
678 377-0400 * FAX 678 377-0051

D H E C
PROMOTE PROTECT PROSPER
South Carolina Department of Health
and Environmental Control

UNDERGROUND STORAGE TANK PROGRAM
BUREAU OF LAND AND WASTE MANAGEMENT
2600 Bull Street
Columbia, SC 29201
Telephone (803) 896-6240

MEMORANDUM

Date: October 26, 2005

To: Matt Winslow
Bureau of Business Management

UST PROGRAM DOCKETING # 138 Tech

From: Laura Jean Pace, CGFO, CPM, Manager
Financial Section
Underground Storage Tank Program

Subject: Bid Award, IFB-29012-10/18/05-EMW
UST Permit # 07584, University Mart, Release 1, Requisition 29012
UST Permit # 07584, University Mart, Release 2, Requisition 29012
UST Permit # 07777, Clouds Chevron, Requisition 29013
UST Permit # 12352, Clouds Chevron, Requisition 29014

This Program has reviewed the submittals received October 19, 2005 for the referenced bid. As the proposed corrective action methodology can be permitted in South Carolina and the estimated time frame is protective of human health, the low bid submitted by Consultech Environmental, Inc. is acceptable. The UST Program recommends immediate award to Consultech Environmental, Inc.

The purchase order should be generated for one half of the accepted bid award amount, $549,000.00. Please note, the full amount of the bid award ($1,098,000.00) should be noted in the body of the generated purchase order. The purchase order should reference it is for the facilities indicated above. Please provide me a copy of the purchase order.

cc: Christopher S. Doll, P.G., Manager, NESCCA Section
Susan Block, NESCCA Section
Technical File

D H E C
PROMOTE PROTECT PROSPER
South Carolina Department of Health
and Environmental Control

UNDERGROUND STORAGE TANK PROGRAM
BUREAU OF LAND AND WASTE MANAGEMENT
2600 Bull Street
Columbia, SC 29201
Telephone (803) 896-6240

MEMORANDUM

DATE: September 7, 2005

TO: Matt Winslow, Procurement Officer
Bureau of Business Management

FROM: Laura Jean Pace, CGFO, CPM, Manager lp
Financial Section
Underground Storage Tank Program

SUBJECT: Bid Request

Attached is a hard copy of the bid specifications for corrective action at UST Permit # 07584, # 07777, and # 12352. This bid package should be sent out in SCBO. The information is also on the enclosed disk under file name 07584 & 07777 bid.doc. **This corrective action is funded by the SUPERB Fund.**

Purchase Requisition #29012 for UST Permit #07584, purchase requisition #29013 for UST Permit # 07777, and purchase requisition #29014 for UST Permit #12352 have been created in the AIMS System.

Please send a copy of the final bid package to Laura Pace so that it can be placed in the technical file in the Freedom of Information Office as outlined in the bid specifications. If you have any questions, contact Susan Block at 896-6676.

cc: Chris Doll, P.G., Manager, NESCCA
Susan Block, NESCCA
Technical File

UST PROGRAM
DOCKETING # 139 Tech

DHEC/UST/9.7.05

D H E C PROMOTE PROTECT PROSPER	**South Carolina Department of Health and Environmental Control** **Division of Procurement Services** **Invitation for Bid**	Solicitation No.: IFB-29012-10/18/05-EMW Date Issued: 9/9/05 Procurement Officer: E. Madison Winslow Phone No.: (803) 898-3487 E-mail Address: winsloem@dhec.sc.gov

DESCRIPTION: Corrective action for petroleum release – Permit # 07584, Permit #07777, Permit #12352 (HPCC)

The Term "Offer" Means Your "Bid" or "Proposal"

SUBMIT OFFER BY (Opening Date/Time): **October 18, 2005/2:30 pm E.T.** See provision entitled "Deadline for Submission of Offer"

NUMBER OF COPIES TO BE SUBMITTED: **One (1) original**

QUESTIONS MUST BE RECEIVED BY: **October 5, 2005/5:00 p.m. ET** See provision entitled "Questions from Offerors"

SUBMIT YOUR SEALED OFFER TO EITHER OF THE FOLLOWING ADDRESSES:

MAILING ADDRESS:	PHYSICAL ADDRESS:
SC DHEC Division of Procurement Services Bureau of Business Management 2600 Bull Street Columbia, S.C. 29201	SC DHEC Division of Procurement Services Bureau of Business Management 2600 Bull Street, Room 1200 – Aycock Bldg. Columbia, S. C. 29201

Offers Must Be Sealed: See provision entitled "Submitting Your Offer"

AWARD & AMENDMENTS	Award will be posted on **October 25, 2005**. The award, this solicitation, and any amendments will be posted at the following web address: http://www.scdhec.net/procurement.

You must submit a signed copy of this form with your offer. By submitting a bid or proposal, you agree to be bound by the terms of the solicitation. You agree to hold your offer open for a minimum of thirty (30) calendar days after the opening date.

NAME OF OFFEROR (Full legal name of business submitting the offer)	OFFEROR'S TYPE OF ENTITY: (Check one) ☐ Sole Proprietorship ☐ Partnership ☐ Corporation (tax-exempt) ☐ Corporate entity (not tax-exempt) ☐ Government entity (federal, state, or local) ☐ Other
AUTHORIZED SIGNATURE (Person signing must be authorized to submit binding offer to enter contract on behalf of Offeror named above.)	
TITLE (Business title of person signing above)	
PRINTED NAME (Printed name of person signing above) / DATE	(See provision entitled "Signing Your Offer")

Instructions regarding offeror's name: Any award issued will be issued to, and the contract will be formed with, the entity identified as the offeror above. An offer may be submitted by only one legal entity. The entity named as the offeror must be a single and distinct legal entity. Do not use the name of a branch office or a division of a larger entity if the branch or division is not a separate legal entity, *i.e.*, a separate corporation, partnership, sole proprietorship, etc.

OFFEROR'S HOME OFFICE ADDRESS (Address for the offeror's **principal place of business**)			
CITY		STATE	ZIP CODE
PHONE	FACSIMILE	E-MAIL	
STATE OF INCORPORATION (If offeror is a corporation, identify the state of Incorporation)			
TAXPAYER IDENTIFICATION NO. (See provision entitled Taxpayer Identification Number)			

I. SCOPE OF WORK

A. DEFINITIONS:

For the purposes of this contract the following terms and definitions shall apply:

1. Catastrophic Occurrence: an event (e.g., hurricane) that results in a declared state of emergency and directly and substantially affects the Contractor's operations at a site .
2. Chemicals of Concern: Specific constituents that are identified for monitoring and corrective action.
3. Corrective Action Completion Time: the time in months, estimated by the Contractor, necessary to reduce concentrations of chemicals of concern to site-specific target levels, verify attainment of the goals, and remove or properly abandon assessment and corrective action items (wells, treatment lines, etc.).
4. Corrective Action Plan: A document outlining and detailing proposed corrective actions.
5. Corrective Action System Startup Date: the date on which the Contractor initiates full time treatment operations or initiates injection into or extraction from the subsurface.
6. Site Incentive Period: the period of time in months established by the SCDHEC during which the Contractor must achieve the 100% Concentration Reduction Goal in order to qualify for the Early Completion Incentive.

B. SOLICITATION STATEMENT

The Underground Storage Tank (UST) Program of the South Carolina Department of Health and Environmental Control (SCDHEC) is seeking services to perform active corrective action of petroleum releases at regulated underground storage tank sites in accordance with defined remediation goals. The *objective is to prevent significant further migration and reduce the levels of free phase product (FPP) and chemicals of concern (CoC) in the soil and groundwater to or below defined site-specific target levels (SSTLs)*. All offerors must be South Carolina Certified Class I Site Rehabilitation Contractors.

C. SCHEDULE OF DELIVERABLES

The following table summarizes the deadlines for deliverables associated with this contract.

DELIVERABLE DUE	DEADLINE
Questions	By 5:00 p.m. ET, 10/5/05
Sealed Bids	Before 2:30 p.m. ET, 10/18/05
Corrective Action Plan	30 days from date of award
Performance Bond or Letter of Credit	30 days from date of award
Initial Monitoring Report	45 days from date of award
CAP Implementation	30 days from Notice to Proceed
System Start Up	15 days from receipt of Permit to Operate and CAP Notice to Proceed
Notify Project Manager of Sampling	At least two (2) weeks prior to the event
Corrective Action Monitoring Report	Quarterly from date of start up
Abandon Monitoring Wells and Corrective Action System	Within 60 days from notice by SCDHEC

D. SITE SPECIFIC INFORMATION

The scope of work defined in this solicitation is to be implemented at:

UST Permit #	Facility Name	Site Address	Date Release Reported	Appendix
07584 & 07777/ 12352	Handy Pantry # 65 & Cloud's Chevron	2367 Taylor St., Columbia, SC 1600 Two Notch Rd., Columbia, SC	01/30/1991 & 05/13/1998; 12/31/1991; 12/30/1991	A

II. CONTRACTUAL REQUIREMENTS

A. GENERAL REQUIREMENTS

1. CONTRACT PERIOD: The contract will be effective from date of award until the corrective actions are complete as described in this contract.

2. EQUAL OPPORTUNITY EMPLOYMENT: Contractor must agree to make positive efforts to employ women, other minorities, and minority-owned businesses.

3. AMENDMENTS: All amendments to this solicitation shall be in writing from the SCDHEC Procurement Officer indicated on page one of this solicitation. SCDHEC shall not be legally bound by any amendment, interpretation or settlement that is not in writing.

4. RESTRICTION . . . THE ONLY OFFICIAL CONTACT PERSON AT SCDHEC DURING THE SOLICITATION AND AWARD OF THIS CONTRACT IS THE PROCUREMENT OFFICER INDICATED ON PAGE 1 OF THIS SOLICITATION. OFFERORS ARE NOT TO CONTACT ANY OTHER SCDHEC PERSONNEL LOCATED OUTSIDE THE BUREAU OF BUSINESS MANAGEMENT.

5. AWARD: Award will be made to a South Carolina Certified UST Site Rehabilitation Contractor based on the Grand Total cost, method(s), and Corrective Action Completion Times for all sites listed. For a bid to be considered responsive, the proposed implementation schedule(s) and the proposed remediation technology(ies) or method(s) for active corrective action to achieve the remediation goals must be protective of public health and the environment and be eligible for permitting by SCDHEC. The total cost, methods, and time to complete the contract must be advantageous to the State of South Carolina.

   a. The Corrective Action Completion Times shall be determined by the offeror and entered into the Corrective Action Solicitation Response in Contract Item IV.C.
      i. Time is of the essence in completing the site work to restore the aquifers and protect human health and the environment. Therefore, offerors are encouraged to strive for efficient remediation methods and to propose the shortest practical times for the completion of these sites.
      ii. Award of the contract, if made, will be made to the responsible and qualified offeror who submits the lowest Grand Total amount. The Grand Total amount will be the

sum of the Site Total Amounts provided for each site in the Corrective Action Solicitation Response. In the event that two or more bidders submit the lowest Grand Total amount, the award, if made, will be decided in accordance with the Tie Bids procedure in Section B.(6) of the Underground Storage Tank Environmental Remediation Procedures. Submittal of a "No Bid" for an individual site in this solicitation will be considered non-responsive and will result in rejection of the overall bid.

iii. The contractor shall enter the number of months in the space provided for each site in Section IV.B and in the Summary Table of the Corrective Action Solicitation Response.

6. REASONABLE COST: SCDHEC reserves the right to reject any and all bids that appear to be above the customary and reasonable cost for the same scope of work in a similar geologic setting, that propose technologies that cannot be permitted in South Carolina, or that propose time frames for cleanup that are not protective of human health or the environment.

7. SITE WORK VERIFICATION: The contractor will be required to treat the area where measurable FPP is present and petroleum chemicals of concern (CoC) are above site-specific target levels for each site in Appendix A of this solicitation. Verification that interim corrective action goals have been met will be based upon direct measurements and groundwater quality samples collected from the monitoring wells indicated for each site in the appendices. Verification that final corrective action goals have been met will be based upon direct measurements and groundwater quality samples for each site from all existing monitoring wells and additional verification wells to be installed at locations and depths designated by SCDHEC (See Contract Item III.B.10 for more details). It is understood that seasonal fluctuations in FPP thickness and CoC concentrations will occur over time. It is the intent of this corrective action to prevent further degradation of the aquifer(s) by continued migration of FPP or CoC into areas not previously impacted. If the corrective action allows FPP or CoC to migrate and impact areas beyond the assessed areas of concern established for any of the sites in this solicitation, the Contractor will be responsible for completing assessment activities necessary to re-define the area of concern and for providing amendments to their Corrective Action Plan addressing the additional impacted areas.

8. REPORTS: Deliver one copy of each plan or report to: SCDHEC, Bureau of Land and Waste Management, UST Program, 2600 Bull Street, Columbia, SC 29201. A minimum of one (1) copy of each plan and one (1) copy of each report for each site in the appendices must be delivered to the parties listed on the Distribution List included in the appendix for each site. Based on permitting and other requirements, additional copies of plans or reports may be required by the SCDHEC. The SCDHEC will notify the Contractor of the exact number of copies of each document to be submitted.

9. INVOICING: Invoices will be submitted to: SCDHEC, Bureau of Land and Waste Management, UST Program, ATTN: Financial Section, 2600 Bull Street, Columbia, SC 29201, using the SCDHEC's Corrective Action (CA) Invoice form. The initial invoice for each site must be received at the above address within four months of CAP approval or funds will be uncommitted as required by the Section 44-2-40(B) of the SUPERB Act. If funds are

uncommitted the submitted invoice will be held until funding is available. **Payment will only be made for achieving the corrective action goals as specified. No partial payments will be made once corrective action is initiated, except as outlined in Contract Item III.B.3.** Payment to the contractor will be a pay for performance system as follows:

A. Payment of forty percent (40%) of the total corrective action price for each site will be made within 90 days following receipt of an invoice and documentation that the contractor has completed the Corrective Action System Startup. All corrective action activities must be as described in the CAP and are subject to the limitations of Section 44-2-40 of the SUPERB Act. The implementation should be documented in the first corrective action system evaluation (CASE) report for each site. The first CASE report for each site must include the construction logs for all treatment/recovery wells installed in accordance with the CAP.

B. Payment of forty percent (40%) of the total corrective action price for each site will be made based on achieving interim CoC concentration reduction goals at the site as verified in the monitoring wells listed in the appendix for each site. Payments will be made upon receipt of invoices and documentation that the contractor has achieved interim goals of FPP removal followed by 60, 90 and 100 percent reduction of total CoC concentration above the SSTLs for each site by the implementation of active corrective action. The CoC concentrations and SSTLs for each site are listed in the respective appendices.

1. The first concentration reduction goal will be achieved upon verification that FPP thickness does not exceed 0.01 foot in the wells defined in the appendix for each site and at any point in the area of concern for that site. Verification that the reductions have been achieved will be based upon gauging of all existing monitoring wells. Payment of ten percent (10%) of the total bid price will be made upon verification (see Contract Item III.B.10 for the method of verification) that the total FPP thickness above 0.01 foot is removed.

2. The second concentration reduction goal will be achieved when sixty percent (60%) of the CoC concentration above the SSTLs is removed from the monitoring wells specified in the appendix for each site. The initial CoC concentration above the SSTLs will be established from the first sampling event following completion of FPP removal. The following formula will be used to calculate the percent total concentration reduction: total concentration above SSTLs from the first sampling event following completion of FPP removal less total concentration above SSTLs from subsequent sampling divided by total concentration above SSTLs from the first sampling event following completion of FPP removal. Payment of ten percent (10%) of the total bid price will be made upon verification (see Contract Item III.B.10 for the method of verification) that at least sixty percent (60%)of the total CoC concentration above SSTLs is removed.

The following is an example to demonstrate the CoC Concentration Reduction Calculation:

Well		Benzene	Toluene	Ethylbenzene	Xylene	MTBE	Naphthalene	Conc > SSTL
MW-1	Initial [A]	7,500	4,000	2,000	15,000	3,000	1,000	[A]
	SSTL [B]	10	2,000	1,400	10,000	80	50	[B]
	Initial > SSTL [C]	7,490	2,000	600	5,000	2,920	950	18,960 [C]
	Subsequent [D]	3,000	1,000	900	13,000	2,000	5	[D]
	SSTL [E]	10	2,000	1,400	10,000	80	50	[E]
	Subsequent > SSTL [F]	2,990	0	0	3,000	1,920	0	7,910 [F]
MW-4	Initial [G]	150	400	50	250	300	25	[G]
	SSTL [H]	5	400	50	250	40	25	[H]
	Initial > SSTL [I]	145	0	0	0	260	0	405 [I]
	Subsequent [J]	100	100	1	1	100	1	[J]
	SSTL [K]	5	400	50	250	40	25	[K]
	Subsequent > SSTL [L]	95	0	0	0	60	0	155 [L]
Totals	Initial > SSTL [M]	(sum of initial concentration above SSTL for all wells) (C+I)						19,365 [M]
	Subsequent > SSTL [N]	(sum of subsequent concentration above SSTL for all wells) (F+L)						8,065 [N]

Notes: If subsequent sampling indicates a CoC concentration at or below the SSTL and/or a CoC concentration at BDL but the reporting limit is at/or below the SSTL value for any constituent, the value for the concentration reduction will be 0 (no negative numbers).

If subsequent sampling indicates a CoC concentration at BDL but the reporting limit is above the SSTL, the value for any constituent will be the analytical reporting limit.

Concentration Reduction Calculation

$$\text{CoC Concentration Reduction} = \frac{(M-N)}{(M)} = \frac{(19{,}365-8{,}065)}{19{,}365} = 0.5835 * 100 = 58.35\% \text{ CoC Reduction}$$

3. The third concentration reduction goal will be achieved when ninety percent (90%) of the CoC concentration above the SSTLs from the monitoring wells specified in the appendix for each site is removed. The formula outlined in Contract Item II.A.9.B.1 will be used. Payment of ten percent (10%) of the total corrective action price will be made upon verification (see Contract Item III.B.10 for the method of verification) that at least ninety percent (90%) of the total CoC concentration above SSTLs has been removed.

4. The fourth concentration reduction goal will be achieved when one hundred percent (100%) of the CoC concentration above the SSTLs from the monitoring wells specified in the appendix for each site is removed. The formula outlined in Contract Item II.A.9.B.1 will be used. Payment of ten percent (10%) of the total corrective action price will be made upon verification (see Contract Item III.B.10 for the method of verification) that one hundred percent (100%) of the total CoC concentration above SSTLs has been removed. **Achievement of this goal must be verified by split sampling with the SCDHEC.**

C. The final twenty percent (20%) of the total corrective action price will be paid upon receipt of an invoice and verification that FPP thickness does not exceed 0.01 foot and CoC concentrations do not exceed the SSTLs defined in the appendix for each site and SSTLs calculated for any point in the area of concern for that site. Verification that the SSTLs have been achieved will be based upon groundwater quality samples collected from all existing monitoring wells and additional verification wells to be installed at locations and depths designated by SCDHEC (see Contract Item III.B.10 for more details); and 2) all remediation and assessment items (e.g., wells [including pre-existing wells], trenches, etc.) are removed from the site or properly abandoned. The SSTLs for each site are given in the appendices.

10. NOTIFICATION FOR FAILURE TO PERFORM: If the contractor fails during the course of this contract to make reasonable progress toward the cleanup goals or to meet any condition or specification of corrective action as outlined in this document without prior notification to the project manager of circumstances legitimately beyond the control of the contractor, SCDHEC will, on the first occurrence, notify the contractor by certified letter and meet with them to establish a remedy for the deficiency(ies). If the contractor corrects the deficiency(ies) within an agreed to period of time, the corrective action award will continue. If the contractor does not correct the deficiency(ies) within the agreed to period of time, the contractor will be in breach of contract and the corrective action award may be voided by SCDHEC. On the second occurrence, SCDHEC will notify the contractor and their bonding agent or creditor by certified letter and meet with them to establish a remedy for the deficiency(ies). If the contractor corrects the deficiency(ies) within an agreed to period of time, the corrective action award will continue. If the contractor does not correct the deficiency(ies) within the agreed to period of time, the contractor will be in breach of contract and the corrective action award may be voided by SCDHEC. **If the contractor fails on a third occasion during the course of this contract to meet any condition or specification established in this document, the contractor will be in breach of contract and the corrective action award will be voided by SCDHEC.** SCDHEC will notify the contractor and their bonding agent or creditor by certified letter that the corrective action award has been voided and will initiate appropriate actions with the bonding agent. **In the event that the corrective action award is voided due to a breach of contract as outlined above, no further payment of any invoices will be made.** If the corrective action award is voided under the conditions listed above, the contractor will incur a six-month suspension from bidding on any UST-related solicitations in South Carolina and may be subject to suspension or decertification in accordance with the SUPERB Site Rehabilitation and Fund Access Regulations, R.61-98. Any voiding of a corrective action award due to breach of contract will apply only to the site where the deficiency(ies) occurred and will not directly affect other sites awarded in conjunction with this solicitation.

11. CANCELLATION: The accepted corrective action cost will be final and will not be increased or cancelled for any reason (e.g., unanticipated iron fouling of a system, wells clogging because of biological activity or sediments, damage by lightning, increased subcontractor costs, loss of utilities, modification to the system to meet the remediation goals, etc.) with the exception of unforeseen subsurface conditions as determined solely at the discretion of the SCDHEC or identification of additional CoC from a release occurring after the award of this

contract that adversely impacts the corrective action. Contractor-owned items used on-site for the contract that are damaged or destroyed by common acts of nature, improper maintenance or handling, theft or vandalism will not be replaced or reimbursed by the SUPERB Account. **Payment will only be made for achieving the corrective action goals as specified in this contract. No interim or partial payments will be made once corrective action is initiated, except as outlined in Contract Item III.B.3. Once site rehabilitation has been initiated under this contract, in the event of a cancellation due to the circumstances prescribed in this condition, final payment will be a percentage of the contract amount equal to the actual percent reduction of the CoC concentration as calculated based on the last sampling results from all wells listed in the Appendix for each site less the amount previously paid.** Any action taken by the SCDHEC under this condition that might result in the cancellation of a corrective action award due to circumstances described in this condition will apply only to the affected site and will not directly affect other sites awarded in conjunction with this solicitation.

12. PERFORMANCE BOND: A performance bond or irrevocable standby letter of credit, equal to fifty percent (50%) of the award price, will be required by SCDHEC for each site and should be submitted with the CAP. The issuing institution for irrevocable standby letters of credit must be an entity that has the authority to issue letters of credit in South Carolina and whose letter-of-credit operations are regulated and examined by a federal or state agency. **Bonds must be obtained from a surety that is on the Secretary of the Treasury's list of acceptable sureties for Federal bonds.** The original performance bonds or irrevocable standby letters of credit will be submitted to the Bureau of Land and Waste Management, UST Program, Attn: Financial Section, within 30 days of award. The performance bonds or irrevocable standby letters of credit will specify that the SUPERB Account will be the recipient of any forfeiture. **The performance bonds or irrevocable standby letters of credit must bear the SCDHEC Permit ID Number and the Bid Number.** Since SCDHEC is responsible for disbursement of funds from the SUPERB Account, the financial responsibility mechanisms (i.e., bonds or letters of credit) will be held by the Bureau of Land and Waste Management, UST Program until the work is successfully completed at each of the awarded sites. **The performance bond or letter of credit for each site must be kept current for the duration of the corrective action. Failure to maintain the performance bonds or letters of credit may result in the corrective action award being voided by SCDHEC in accordance with Contract Item II.A.10.**

B. SPECIFIC REQUIREMENTS

1. CONTRACT SCOPE: This contract is for active corrective action at 2 facilities in South Carolina.

2. INQUIRIES: Questions or requests for information must be submitted in writing and received by 5:00 P.M. on the date specified in Section I.C of this solicitation. After this date, no further questions will be addressed. A written response will be provided to all requestors of the solicitation. The questions may be faxed to E. Madison Winslow in the SCDHEC Bureau of Business Management at (803) 898-3505.

3. PROVISION FOR EARLY COMPLETION INCENTIVE: The SCDHEC will pay the Contractor an incentive of ten percent (10%) of the Cleanup Cost for early completion, subject to the conditions set forth in this provision. Payment will be made if the remediation goals on a

given site have been met in accordance with the terms and conditions of this contract prior to the end of the Site Incentive Period, as established by the SCDHEC, and verified in accordance with Contract Item III.B.10.

The Site Incentive Period will commence on the Corrective Action System Startup Date. A month starts at 12:00 Midnight on the same day of the month as the Corrective Action System Startup Date and ends at Midnight preceding the same day of the following month. Months will be consecutively counted from the corrective action system startup date. Following system startup at a site, the SCDHEC will provide the Contractor notice in writing of the closing date of the Site Incentive Period for that site.

The Site Incentive Period will not be adjusted for any reason, cause or circumstance whatsoever, regardless of fault, save and except in the instance of a catastrophic occurrence directly and substantially affecting the Contractor's operations and resulting in unavoidable delay of the cleanup. In the event of a catastrophic occurrence on a specific site, the SCDHEC shall determine the number of months reasonably necessary and due solely to such catastrophic occurrence to extend the Site Incentive Period. Any amendments to the Site Incentive Period will be provided to the Contractor in writing.

The parties anticipate that routine delays may be caused by or arise from any number of events during the course of site rehabilitation, including, but not limited to, work performed, work deleted, supplemental agreements, delays, disruptions, differing site conditions, utility conflicts, design changes or defects, extra work, right of way issues, permitting issues, actions of suppliers, subcontractors or other contractors, actions by third parties, expansion of the scopes of the projects by the Contractor to make them functional, weather, weekends, holidays, suspensions of the Contractor's operations, or other such events, forces or factors experienced in environmental work. Such delays or events and their potential impacts on performance by the Contractor are specifically contemplated and acknowledged by the Contractor in entering into this Contract, and shall not affect the Site Incentive Periods or incentives set forth above. Further, any and all costs or impacts whatsoever incurred by the Contractor in accelerating the Contractor's work to overcome or absorb such delays or events in an effort to complete the sites within the Site Incentive Periods, regardless of whether the Contractor successfully does so or not, shall be the sole responsibility of the Contractor in every instance.

The Contractor shall have no rights under the Contract to make any claim arising out of this incentive provision except as is expressly set forth in this provision.

The Site Incentive Periods for this project is as follows:

Permit #	Site Name	Appendix	Site Incentive Period
07584 & 07777/12352	Handy Pantry # 65 & Cloud's Chevron	A	36 months

4. SITE SPECIFIC DETAILS: Brief technical summaries of the releases, including location map and specifics of existing wells for each site are attached in Appendix A. The complete technical file for each site will be available for review through the Freedom of Information (FOI) Office located at the Stern Building, 8911 Farrow Road, Columbia, SC. **Offerors are strongly**

encouraged to review the files to ensure a complete understanding of the project requirements. The successful offeror will be responsible for all information in the technical files. Appointments to view the technical files may be scheduled on weekdays between the hours of 8:30 A.M. to 5:00 P.M. by calling the SCDHEC Freedom of Information Office at (803) 898-3882. **NOTE: Free-phase product is present at these sites. The application of corrective action technologies or natural fluctuations in the water table can result in the mobilization or possible appearance of additional free-phase product or elevated CoC concentrations in the monitoring wells.**

III. SPECIFICATIONS for CORRECTIVE ACTION

A. GENERAL SPECIFICATIONS

1. SUBMITTALS: All offerors must meet the following specifications for the site as required by the proposed treatment method(s) or corrective action technology(ies). Submit the Corrective Action Solicitation Response. The response will outline in general terms an approach to achieve the remediation goals (e.g., reduction of each CoC to SSTL). The proposal must outline the following:
   a) A description of the proposed treatment method(s) or technology(ies) for corrective action.
   b) The amount of time in months to complete site rehabilitation to meet the remediation goals, install verification wells, and remove or abandon all assessment and remediation items.
   c) The total cost (in U.S. dollars) to complete site rehabilitation to meet the remediation goals and to remove or abandon all assessment and remediation items.

2. MINIMUM REQUIREMENTS: Corrective action will be considered complete at the site once the FPP thickness does not exceed 0.01 foot and levels of CoC are verified to be at or below the SSTLs listed in the Appendix for that site and SSTLs calculated for any point in the area of concern, and all remediation and assessment items installed by the contractor (e.g., wells [including pre-existing wells], trenches, etc.) are removed or abandoned. See Contract Item III.B.10 for the method of verification. All rehabilitation activities associated with a UST release must be performed by a SCDHEC certified Class I Site Rehabilitation Contractor as required by R.61-98. All corrective action plans and reports must be sealed by a Professional Engineer or Professional Geologist registered in the State of South Carolina. All engineering reports, drawings and plans must be sealed by a Professional Engineer registered in the State of South Carolina. All laboratory analysis for CoC must be performed by a SC certified laboratory. All monitoring, verification, injection, or recovery wells must be installed and abandoned by a SC certified well driller. The corrective action methods or technologies will be designed to prevent vapors from entering onsite or adjacent structures. All applicable certification, training, permits, applications, and fees associated with well installation; injection, discharge, treatment, or transportation of groundwater, air, or soil; construction or operation of a remediation system; and any other action requiring a permit are the responsibility of the contractor. Any required business or occupation license and occupational safety and health training (e.g., OSHA) as defined by the laws and regulations of the United States of America, the State of South Carolina, the county or city is also the responsibility of the contractor. The terms and conditions of all applicable permits will be met. Any FPP, contaminated groundwater, soil, or construction material must be properly transported and disposed of, or treated at an approved facility with prior approval from SCDHEC. Any costs for utilities construction and service (electric, telephone, sewer, etc.) required by the corrective action are the responsibility of the contractor.

B. PERFORMANCE REQUIREMENTS

1. CORRECTIVE ACTION PLAN: The successful contractor must complete and submit a detailed Corrective Action Plan for each site in the Appendices within 30 days from the date the Purchase Order is issued by the Bureau of Business Management. Copies of the CAP must be distributed in accordance with Section II.A.8. **NOTE: Use of monitoring well(s) for injection, extraction, or free-phase product recovery purposes is not allowed.** A condition of the CAP may include installation of additional recovery, sparge, compliance, or injection wells. The CAP must define all active (pump and treat, sparge, vapor extraction, excavation of impacted soils, bioremediation, etc.) and passive (intrinsic remediation, monitoring, etc.) corrective action method(s) proposed to reduce CoC to SSTLs. It must be shown, by use of scientific models, computations, or discussion, how each CoC will be reduced to the SSTL for each remediation method proposed for the release. Any assumptions used in a model will be listed or shown, as well as appropriate references. All corrective action will require monitoring to verify remediation. General construction details will be included (e.g., install four additional recovery wells, construct a compliance point, install four air injection wells, excavate 3,000 cubic yards of impacted soils, etc.) as well as details of well abandonment and equipment removal. **The corrective action method(s) or technology(ies) will be designed to prevent vapors from entering onsite or adjacent structures.** A remediation timetable including abandonment of wells and removal of equipment will be included with each CAP. The Bureau of Land and Waste Management, UST Program will review each CAP and initiate a public notice period for a maximum of 30 days. The names and addresses of the owners of all impacted properties and all properties located adjacent to the impacted properties are provided in the appendix for each site. The contractor may be required to attend and provide input at one or more public meetings upon request by SCDHEC. Any CAP amendments and modifications arising from public notice must be submitted within 15 days of notification by SCDHEC. The CAPs and any amendments or modifications must be sealed by a qualified Professional Geologist or Engineer registered in the State of South Carolina. The owner/operator of each site and any other affected property owners will be consulted and will approve the location of the corrective action systems. Permanent systems must be enclosed in fenced areas or small buildings.

2. PERMIT APPLICATIONS: Complete and submit all applications for permits (injection, NPDES, BAQC modeling form, thermal treatment, construction, etc.) with the CAP for each site. All submitted applications must comply with the requirements of the respective permitting program. Any required permit changes or corrections will be submitted within 15 days of notification by SCDHEC.

3. INITIAL MONITORING REPORT: An initial monitoring report for each site documenting FPP thicknesses or CoC concentrations in all wells and potentiometric conditions prior to start up must be submitted to the Bureau of Land and Waste Management, UST Program **within 45 days** after award. Copies of the initial monitoring report must be distributed in accordance with Section II.A.8.

   Based on naturally occurring conditions, the FPP thickness or dissolved concentration of petroleum chemicals of concern (CoC) will increase or decrease. For the purposes of this

contract, the total FPP thickness and CoC concentration for the wells included in the bid package may reasonably increase up to 150 percent or decrease as much as 50 percent. If the total FPP thickness or CoC concentration in all wells for any included site increases more than 150 percent based on this initial sampling or if measurable free-phase product that has not been previously documented in any report is detected during the initial sampling event, the contractor may request in writing that the award for that site be canceled. **If either of these conditions occurs, the contractor will contact the UST project manager within two days of problem identification and will submit written documentation within five days of notification.** The contractor will be reimbursed based on the following rate schedule:

Subcontract Costs*	Invoice + 15%
Personnel Mobilization	$ 125.00
Equipment Mobilization	$ 250.00
Groundwater Sample Collection	$ 35.00 each
Gauging Free-phase Product	$ 30.00 per well
Wastewater Disposal	$ 90.00 per drum
CAP Preparation and Assoc. Costs	$6,000.00

* Includes laboratory, drilling, electrical, etc.

The rate schedule above does not apply in the event that the corrective action award is voided due to a breach of contract in accordance with Contract Item II.A.10. The contract will be amended to remove the site in question and the performance bond or irrevocable letter of credit for that site will be returned to the contractor. If the total FPP thickness or CoC concentration in all wells for any included site decreases more than 50 percent based on this initial sampling the SCDHEC may amend the award to remove the site in question. If the contract is amended by SCDHEC to remove a site, the contractor will be notified by certified letter and an invoice for the above outlined items for that site shall be submitted within 20 days from the date of the certified letter. If the corrective action system is started or treatment is performed, the contractor will be required to complete the contract unless circumstances as outlined in Contract Item II.A.11 are encountered. **Once CAP implementation has been initiated under this contract, in the event of a cancellation due to the prescribed circumstances and before any concentration reduction has been achieved, final payment will not exceed 40 percent of the award price under any circumstances as no reduction of CoC concentration has been accomplished.**

4. CORRECTIVE ACTION PLAN IMPLEMENTATION: After completing review of the CAP and all permit applications submitted for each site, the Bureau of Land and Waste Management, UST Program will issue a notice to proceed with CAP implementation. The contractor will implement the CAP within 30 days of receipt of the notice to proceed and any required permit to construct. Disruption to the normal business at the sites will be kept to a minimum. The contractor will repair each site to the condition that existed prior to installation of the corrective action system (e.g., asphalt paved areas will be repaved with asphalt, concrete areas replaced with concrete, grass area will have soil replaced to the original grade and reseeded or sodded with grass, etc.). Upon completion of any required construction, SCDHEC will inspect the system and issue a permit to operate. The contractor will, at all times, keep the sites free from waste materials and rubbish related to the corrective action. Until completion of the corrective action, the contractor will keep the premises in a clean, neat and workmanlike condition satisfactory to SCDHEC. All

soil and wastewater generated on site will be removed from the each site promptly. Manifests documenting the proper disposal of the soil and wastewater must be included in the appropriate report.

Implementation of the CAPs is not authorized until the contractor receives correspondence from the UST Program indicating that the required public notice period has been successfully completed and all permits have been issued. If premature implementation occurs, the UST Program will not reimburse those costs from the SUPERB Account, and the bid award will be reduced by that amount. If the SCDHEC agrees with early implementation to better protect human health in an emergency and provides approval in writing, early implementation without any reduction to the corrective action amount will be authorized.

5. PROPERTY ACCESS: Gain access to the adjacent properties to sample monitoring wells and to install any corrective action equipment, as required. The contractor will repair the adjacent properties to the conditions that existed prior to installation of the corrective action system (e.g., asphalt paved areas will be repaved with asphalt, concrete areas will be replaced with concrete, grass areas will have soil replaced to the original grade and reseeded or sodded with grass, etc.). The Contractor will be responsible for any equipment/wells installed on adjacent properties. Costs to repair/replace components of the remediation system damaged due to the actions of adjacent property owners cannot be paid by the SUPERB Account.

6. SYSTEM START-UP: The Contractor will initiate system startup within 15 days of receipt of the Permit to Operate, if required. Remediation as defined in the CAP for each site will begin upon system startup. **If any problem with CAP implementation occurs, the contractor will contact the UST project manager for the site within 24 hours of problem identification and will submit written documentation within five days of notification.** ***NOTE: Free-phase product is present at these sites. The application of corrective action technologies or natural fluctuations in the water table can result in the mobilization or possible appearance of additional free-phase product or elevated CoC concentrations in the monitoring wells***

7. REPORTING: Complete and submit a corrective action system evaluation (CASE) report on a quarterly basis. Deliver one copy of each report to: SCDHEC, Bureau of Land and Waste Management, UST Program, 2600 Bull Street, Columbia, SC 29201. A copy of each report for each site in the appendices must be delivered to the parties listed on the Distribution List included in the appendix for each site. The first quarter CASE report for each site is due within 90 days of the permit to operate. The CASE reports must include:

   A. A narrative portion that documents current site conditions, verification of system operation or CAP implementation, and system effectiveness in achieving the remediation goals (e.g., removal of FPP, reducing CoC to the SSTLs) as outlined in the CAP. Any system down time and the associated reason(s) will be included in the report.
   B. Conclusions and recommendations based on the reported data.
   C. Groundwater laboratory analytical data for all monitoring wells in the following format (additional parameters such as dissolved oxygen may be required):

Analytical Data (µg/l)

Monitoring Well	Date	Benzene	Toluene	Ethylbenzene	Xylenes	MTBE	Naphthalene
MW-1	7/15/97 10/15/97	145 140	200 190	146 140	1,000 900	170 50	47 165
MW-2	7/15/97 10/15/97	580 480	800 90	300 257	1,000 912	60 50	20 19

D. Groundwater potentiometric data for all monitoring wells in the following format:

Groundwater Data (feet)

Monitoring Well	Date	TOC Elevation	TOC to GW	TOC to FP	FP Thickness	GW Elevation
MW-1	7/15/97 10/15/97	98.0 98.0	17.54 17.90			80.46 80.10
MW-2	7/15/97 10/15/97	100.0 100.0	20.50 21.50	20.47 21.48	0.03 0.02	79.50 78.50

E. A groundwater elevation contour map of the site based on current groundwater potentiometric data.

F. A CoC map based upon current groundwater laboratory analytical data. The groundwater data should be adjacent to the relevant monitoring well using the following format (additional parameters such as dissolved oxygen may be required):

MW - Number
Benzene (µg/l)
Toluene (µg/l)
Ethylbenzene (µg/l)
Xylenes (µg/l)
MTBE (µg/l)
Naphthalene (µg/l)

G. Calculation of CoC concentration reduction as outlined in Contract Item II.A.9.

H. A copy of the SCDHEC approval letter and manifests for any contaminated soil and groundwater removed from the site for treatment and/or disposal.

I. Additional data required by permits (e.g., air analyses, wastewater effluent analyses and amounts, etc.). The data should be reported on a form or in a format specified in the permits, and attached to the monitoring report as an addendum.

All rehabilitation activities associated with the UST releases must be performed by a SCDHEC Certified Class I Site Rehabilitation Contractor. All air, soil, and groundwater analyses must be

performed by a South Carolina certified laboratory. The corrective action monitoring reports must be sealed by a Professional Engineer or Geologist registered in the State of South Carolina. All monitoring wells, water supply wells, and surface water locations associated with each release will be sampled on a quarterly basis for the first year following implementation/system start-up. CASE reports must be submitted in accordance with the established monitoring schedule regardless of the operational status of the corrective action system. Thereafter, the number of monitoring wells sampled may be reduced or the interval between CASE reports may be lengthened upon clear demonstration of CoC reduction, unless restricted by permit requirements. Approval of any reduction in the number of wells to be sampled or change in the interval between submittal of CASE reports is at the sole discretion of SCDHEC. Any approval to reduce the number of wells sampled or the frequency of sampling must be in writing from the UST Program. SCDHEC may require data to be reported on a form or in a specific format. The contractor will be provided with the proper report forms and format prior to system startup. The contractor will be notified of any revisions to the report forms or format 90 days prior to the due date for the next CASE report.

8. GROUNDWATER & ADDITIONAL SAMPLING: Collect one (1) water sample per monitoring event for all monitoring wells, water supply wells, and surface water locations associated with the release for each site (see Appendix A). If free-phase product appears that was not documented in the baseline data, the thickness of product and depth to groundwater must be recorded to the nearest 0.01 foot. If required, the well shall be purged prior to sampling and pH, temperature, dissolved oxygen, and specific conductance recorded. For those monitoring wells where the water level is within the screened interval, groundwater samples should be collected without purging. For those monitoring wells where the water level is not within the screened interval, purging must be conducted. All water supply wells must be purged prior to sampling. Purging is considered complete once three well volumes have been removed or the pH, temperature, dissolved oxygen, and specific conductance have equilibrated, yielding two consecutive readings with all parameters within ± 10 percent, whichever comes first. Sampling logs should note all field measurements, as well as the location and type of each sample submitted for laboratory analysis. Each groundwater sample will be collected in accordance with established QA/QC protocol and submitted to a certified laboratory for analysis. The samples must be analyzed for the parameters listed in the appendix for each site.

   Additional samples (air, groundwater, effluent, soil) required by permits must be collected in accordance with established QA/QC protocol and submitted to a certified laboratory for analysis. The samples will be analyzed for parameters stipulated in the permits. Sampling and analytical data for each sample (e.g., field sampling logs, chain of custody forms, certificates of analysis, and the lab certification number) will be included in the CASE report.

9. DISPOSAL: Properly dispose of all contaminated soil and groundwater generated during the implementation of the CAP and installation of verification wells for each site. The disposal facility selected for treatment and disposal of any contaminated soil and groundwater must be a SCDHEC-approved facility. The owner/operator of the UST facility is considered the generator for any contaminated soil and groundwater. The contractor must document disposal of contaminated soil and groundwater in the CASE reports.

10. QUALITY ASSURANCE: If the remediation technology is in-situ (e.g., pump and treat, air sparging, vapor extraction): suspend operation of the system once the remediation goals for FPP and all CoC have been maintained for a period of 30 days. Samples are to be taken one (1) quarter after the date established by the SCDHEC as the start of the post-remediation verification period and again after a second quarter. Along with the parameters listed in the appendix for each site, the groundwater samples should also be analyzed for the following parameters:

Analyte	Analytical Method*	Reporting Limit (µg/l)
Dissolved Oxygen	SM4500-O G	500
Ferrous Iron	SM3500-Fe D	30
Methane	Kerr	1000
Nitrate	9056/9210	100
Sulfate	9038/9056	1000

*or EPA equivalent method that can achieve the same reporting level

If sample results indicate that the remediation goals are not sustained, the contractor must submit a corrective action status report (3 copies) that outlines the deficiency(ies) and offers recommendations for achieving the remediation goals with a revised timetable. Modifying and restarting of the system may be necessary. All remediation goals must be again maintained for a minimum of 30 days. Corrective action will then be suspended again and samples taken to verify that remediation goals are sustained. This cycle of activity, including status reports, will be repeated until all CoC levels remain below SSTLs for all wells listed in the appendix for each site for two (2) consecutive quarters. Verification wells may be installed at locations and depths designated by SCDHEC (See Appendices for number of verification wells for each site). Costs for verification well installation are considered part of the Cleanup Cost. Each well will be sampled in accordance with Contract Item III.B.8 and the analyses compared to the calculated SSTLs for the CoC at that well location. If the laboratory analyses are at or below the SSTLs, corrective action will be considered complete. If any analyte is above the SSTL, the corrective action will not be considered complete, and the activity cycle described above must be repeated until all CoC levels remain below SSTLs for those wells listed in the appendix for that site. Split or duplicate samples may be collected by SCDHEC (or its subcontractors) to verify achievement of remediation goals. In addition to the groundwater collected from the monitoring wells, the UST Program may provide up to three standards or prepared blanks for the contractor's laboratory to analyze. The laboratory analysis from the contractor's and the UST Program's laboratory will be compared. In the event of substantial variance (more than 15%), a second sampling event with field and trip blanks will be sent to a SC certified laboratory by the UST Program for analysis. The contractor will be notified when the wells will be resampled, can observe this second sampling event, and will be provided analytical results for comment. SCDHEC Laboratory Certification will be provided copies of all sample data sets with all relevant quality assurance/quality control data to assist the UST program in determining the cause

of a laboratory variation. The Director of the Assessment and Corrective Action Division will make the final decision on which analytical values will be the basis for payment or closure with input from the site rehabilitation contractor, SCDHEC Laboratory Certification, the UST Section Manager, and the UST Project Manager. The site rehabilitation contractor will be provided a written record of any decision. **At least two weeks notice will be provided to the UST Project Manager prior to mobilizing to the site for sampling to verify attainment of remediation goals.** Costs for transportation and analysis of split or duplicate samples will be paid by SCDHEC.

11. DEMOBILIZATION: Disassemble and remove the remediation system and all associated remediation items including utilities from each site within 60 days of notification by SCDHEC that the remediation goal for the release associated with the UST(s) at each site has been achieved. Disruption to the site's normal busine ss will be kept to a minimum.

12. SITE RESTORATION: Properly abandon all monitoring, recovery, and/or injection wells (including pre-existing wells), borings, trenches, and piping/utility runs installed by the contractor as part of corrective action within 60 days of notification by SCDHEC that the remediation goal for the release associated with the UST(s) at the site has been achieved. The abandonment will be in accordance with South Carolina Well Standards and Regulations R. 61-71 and accepted industry standards for abandonment of trenches and piping/utility runs. Disruption to the property owner's normal business will be kept to a minimum. The contractor must notify SCDHEC of the method of well abandonment and final disposal of any contaminated soil or groundwater. The contractor will return the site to the condition prior to corrective action (e.g., asphalt paved areas will be repaved with asphalt, concrete areas will be replaced with concrete, grass areas will have soil replaced to the original grade and reseeded or sodded with grass, etc.).

13. COMPLETION NOTICE: The Contractor shall provide the SCDHEC with written notice at least two weeks prior to Completion. This will allow the Project Manager and Contractor time to jointly inspect the project and, if necessary, make a Completion Punch List of work to be finished. Items on the Punch List may include, but are not limited to well abandonment, pavement repair, debris removal, etc. The date of Completion will be determined by the Project Manager when all Punch List work is completed.

IV. BID AWARD

A. ACCEPTANCE and DELIVERY STATEMENT

In compliance with the solicitation and subject to all conditions thereof, the offeror agrees, if this bid is accepted within _____ days from date of opening, to complete the corrective action as specified at the prices set forth for all sites as stated below.

For the purpose of this submittal and acceptance of financial approval should it occur, I certify that this company understands the nature of the releases and the geologic conditions at these sites as documented in the technical files and this solicitation. **Any quantities listed in the corrective action method(s) below are estimates and changes to those quantities or to the listed method(s) will not affect the bid price.** Additionally, I certify that this company understands that acceptance is based on total cost to treat the areas of concern.

_____ Certification No. _____
Contractor (Print)

_____ _____
Authorized Representative (Print) Signature

B. CORRECTIVE ACTION SOLICITATION RESPONSE

Please respond to the following questions. :

SITE A –Handy Pantry # 65, (UST Permit #07584), 2367 Taylor St., Columbia, South Carolina. Cloud's Chevron, (UST Permit #07777 & 12352), 1600 Two Notch Rd., Columbia, South Carolina.

1. The corrective action method(s) or technology(ies) that will be proposed in the CAP will be:

_____
_____
_____

2. The Corrective Action Completion Time, in months, to complete the corrective action from the date of corrective action system startup until corrective action goals are met is _____ months.

3. The Corrective Action Cost, in dollars, regardless of the type, quantity, or duration of the permitted technology applied, to treat the area of concern (see Attachment A, Figure # 8-11) such that the thickness of free-phase product does not exceed .01 foot and the levels of CoC do not exceed the site-specific target levels (SSTLs) defined in Contract Item II.A.9.C at any point, complete all associated monitoring and post-remediation verification, prepare all plans, reports, and correspondence; obtain and meet all terms and conditions of all required permits and licenses; design, install, monitor, operate, maintain, and when completed, properly abandon or remove all assessment and remediation items installed as part of corrective action; provide evidence of performance bond; and other items outlined in this solicitation is: $_____

SOUTH CAROLINA DEPARTMENT OF HEALTH AND ENVIRONMENTAL CONTROL

BID NUMBER: IFB-29012-10/18/05-EMW

PLEASE READ THE FOLLOWING CAREFULLY PRIOR TO COMPLETING BID

INSTRUCTIONS TO BIDDERS

DISCUSSIONS AND NEGOTIATIONS: By submission of a bid, bidder agrees that during the period following issuance of this solicitation and prior to notification of intent or award of a contract, the bidder shall not discuss this procurement with any party except members of the DHEC Procurement Division or other parties designated in this solicitation. Bidder shall not discuss or attempt to negotiate with the using area or program any aspects of the procurement without prior approval of the DHEC Procurement Division Buyer responsible for the procurement. Infractions may result in rejection of the violator's bid.

1. Unless otherwise required herein, only one signed copy of the invitation to bid is required.
2. Bids "faxed" directly to the DHEC Procurement Office will not be accepted or considered for award.
3. Bids, amendments thereto or withdrawal request must be received by the time advertised for bid opening. It is the bidder's sole responsibility to insure that these documents are received by the person (or office) at the time indicated in this solicitation document. DHEC Underground Storage Tank Environmental Remediation Procedures shall govern any withdrawal request received after the time of the bid opening.
4. When specifications or descriptive papers are submitted with the bid submission, enter bidder's name thereon.
5. Submit your signed bid on this form. Show the bid number on the envelope as instructed. DHEC assumes no responsibility for unmarked or improperly marked envelopes. All envelopes received showing a bid number are placed directly under locked security until the date and time of opening. Do not include more than one bid invitation per envelope. If directing any other correspondence, address the envelope to the Procurement Officer but do not include the bid number on the envelope since it does not include your bid.
6. Bidders must clearly mark as "CONFIDENTIAL" each part of their bid which they consider to be proprietary information that could be **exempt from disclosure** under Section 30-4-40, Code of Laws of South Carolina 1976 (1986 Cum. Supp.; Freedom of Information Act). If any part is designated as confidential, there must be attached to that part an explanation of how this information fits within one or more categories listed in Section 30-4-40. DHEC reserves the right to determine whether this information should be exempt from disclosure and no legal action may be brought against the State, DHEC or its agents for its determination in this regard.
7. By submission of a bid, **you are guaranteeing** that all goods and services meet the requirements of this solicitation during the contract period.
8. **Tie bids** will be resolved as outlined in DHEC Underground Storage Tank Environmental Remediation Procedures.
9. **Do not include any taxes** that DHEC may be required to pay in the bid price. Upon submission of a bid by a state agency, the Procurement Officer will compute a 5% sales and use tax to the non-state agency bids when applicable (service and labor excluded) in determining the low bidder. This procedure conforms to the SC Tax Commission Sales and Use Tax Regulation 117-174-.95.
10. **Correction of errors on this bid form:** All prices and notations should be printed in ink or typewritten. Errors should be crossed out, corrections entered and initialed by the person signing the bid. Erasures or use of typewriter correction fluid may be cause for rejection. No bid shall be altered or amended after the time specified for the bid opening.
11. **Ambiguous bids** that are uncertain as to terms, delivery, quantity, or compliance with this solicitation may be rejected or otherwise disregarded.
12. Any bidder desiring to exercise a grievance may do so under section IV of DHEC Underground Storage Tank Environmental Remediation Procedures. All correspondence should be directed to the Director of Procurement Services, Bureau of Business Management, 2600 Bull Street, Columbia, SC 29201.
13. **Failure to respond** to three consecutive bid notices may result in removal of bidder's name from the mailing list.

GENERAL PROVISIONS

14. DHEC reserves the right to reject any and all bids, and to cancel this solicitation.
15. **Unit prices** will govern over extended prices unless otherwise stated in this solicitation.
16. **Prohibition of Gratuities:** Amended section 8-13-420 of the 1976 Code of Laws of South Carolina States: "Whoever gives or offers to any public official or public employee any compensation, including a promise of future employment, to influence his action, vote, opinion or judgment as a public official or public employee or such public official solicits or accepts such compensation to influence his action, vote, opinion or judgment shall be subject to the punishment as provided by Section 16-9-210 and Section 16-9-220. The provisions of this section shall not apply to political contributions unless such contributions are conditioned upon the performance of specific actions of the person accepting such contribution nor shall they prohibit a parent, grand-parent or relative from making a gift to a child, grandchild, or other close relative for love and affection except as hereafter provided".

17. **Bidder's Qualification:** Bidders must, upon request of DHEC, furnish satisfactory evidence of their ability to furnish products or services in accordance with the terms and conditions of these specifications. DHEC reserves the right to make the final determination as to the bidder's ability to provide the products or services requested herein.
18. **Bidder's Responsibility:** Each bidder shall fully acquaint himself with conditions relating to the scope and restrictions attending the execution of the work under the conditions of this solicitation. It is expected that this will sometimes require on-site observation. The failure or omission of a bidder to acquaint himself with existing conditions shall in no way relieve him of any obligation with respect to this bid or to the subsequent contract.
19. **Amendments:** All amendments to and interpretations of this solicitation shall be in writing from the DHEC Procurement Office. Neither DHEC nor the Procurement Officer shall be legally bound by any amendment or interpretation that is not in writing.
20. **Award Criteria:** Award shall be as indicated herein to the lowest responsible and responsive bidder whose bid meets the requirements and criteria set forth in this solicitation. Award may take longer than fourteen days. A copy of the award notice should be posted on the Procurement Bulletin Board located at 2600 Bull Street in the Aycock Building directly across from the Personnel Division and next to the Bureau of Business Management Procurement Services Division.
21. **Rejection:** DHEC reserves the right to reject any bid that contains prices for individual items or services that are unreasonable when compared to the same or other bids if the rejection is in the best interest of the State.
22. **Competition:** This solicitation is intended to promote competition. If the language, specifications, terms and conditions, or any combination thereof restricts or limits the requirements in this solicitation to a single source, it shall be the responsibility of the interested bidders to notify the DHEC Procurement Office in writing so as to be received five days prior to the opening date. Notification may be "faxed" to the DHEC Procurement Office, (803) 734-4874. The solicitation may or may not be changed but a review of such notification will be made prior to award.
23. **Order of Precedence:** In the event of inconsistency between provisions of this solicitation, the inconsistency shall be resolved by giving precedence in the following order; (A) the bidding schedule, (B) the specifications, (C) general conditions, (D) special provisions or special conditions of the contract whether incorporated by reference or otherwise, and (E) instruction to bidders.

GENERAL CONDITIONS

24. **Contract Administration:** Questions or problems arising after award of this solicitation/contract shall be directed to the DHEC Procurement Office, 2600 Bull Street, Columbia, SC, 29201. Reference the solicitation and contract number.
25. **Default:** In case of default by the contractor, DHEC reserves the right to purchase any or all items in default in the open market, charging the contractor with any additional costs. The defaulting contractor shall not be considered a responsible bidder until the assessed charge has been satisfied.
26. **Save Harmless:** (This General Condition does not apply to solicitations for service requirements). The successful bidder shall indemnify and save harmless the State of South Carolina and DHEC and all its officers, agents and employees from all suits or claims of any character brought by reason of infringing on any patent, trade mark or copyright. The bidder shall have no liability to DHEC if such patent, trademark or copyright infringement or claim is based upon the bidder's use of material furnished to the bidder by the State.
27. **Publicity Releases:** By submission of a bid, the contractor agrees not to refer to award of this contract in commercial advertising in such a manner as to state or imply that the products or services provided are endorsed or preferred by DHEC or user.
28. **Tax Credit Availability:** Bidders interested in income tax credit availability by subcontracting with Certified Minority Firms should contact the Office of Minority Business Assistance, 1205 Pendleton Street, Columbia, SC, 29201. (803-734-0562)
29. **Affirmative Action:** The successful bidder will take affirmative action in complying with all Federal and State requirements concerning fair employment and employment of the handicapped, and concerning the treatment of all employees, without regard or discrimination by reason of race, color, religion, sex, national origin or physical handicap.
30. **Assignment:** Unless otherwise indicated in this solicitation, no contract or its provisions may be assigned, sublet, subcontracted, or transferred without the prior written consent of the DHEC Procurement Office.
31. **Termination:** Any contract resulting from this solicitation may be terminated by DHEC by providing a thirty-day advance notice in writing to the successful contractor.
32. **Non-Appropriations:** Any contract entered into by DHEC resulting from this solicitation shall be subject to cancellation without damages or further obligation when funds are not appropriated or otherwise made available to support continuation of performance in a subsequent fiscal period or appropriated year.
33. **Convenience:** In the event that this contract is terminated or canceled upon request and for the convenience of DHEC without the required thirty days advance written notification, then DHEC shall negotiate reasonable applicable termination costs.

34. **Cause:** Any contract resulting from this solicitation may be terminated without advance notice by DHEC for cause, default or negligence on the part of the successful contractor.

35. **S.C. Law Clause:** Upon award of a contract under this bid, the person/partnership, association or corporation to whom the award is made must comply with the laws of South Carolina which require such person or entity to be authorized and/or licensed to do business with this State. Notwithstanding the fact that applicable statutes may exempt or exclude the successful bidder from requirements that it be authorized and/or licensed to do business in this State. By submission of a bid, the bidder agrees to subject himself to the jurisdiction and process of the courts of the State of South Carolina as to all matters and disputes arising or to arise under the contract and the performance thereof, including any questions as to the liability for taxes, licenses or fees levied by the State of South Carolina.

36. **Quality of Product:** (This general condition does not apply to solicitations for printing or service requirements.) Unless otherwise indicated in this solicitation, it is understood and agreed that any item offered or shipped as a result of this solicitation shall be new and in first class condition, that all containers shall be new and suitable for storage or shipment, and that prices include standard commercial packaging. If items that are other than new (i.e., remanufactured or refurbished) are desired to be bid, the bidder must obtain written permission to bid such items at least five days in advance of the bid opening date. Written permission must be obtained from the DHEC Procurement Office.

37. **Compliance with Federal Requirements:** S.C. State or Federal requirements that are more restrictive shall be followed in bidding, awarding and performance of this contract.

38. **Drug-Free Workplace:** Required by Section 44-107-10 (Drug Free Work-Place Act) of the SC Code of Laws, 1976, as amended. By submission of a bid, the bidder certifies that he will comply with all aspects of the Drug-Free Workplace Act and will not engage in the unlawful manufacture, distribution, dispensation, possession or use of a controlled substance in the performance of this contract. This certification also applies to any individual or firm employed by the contractor.

39. **Confidentiality Policy:** The successful contractor agrees to abide by DHEC's policy of confidentiality which states in part that all information as to personal facts and circumstances given or made available to employees and/or contractors of DHEC in administration of programs shall be held confidential and shall not be divulged without the express written consent of the individual(s) to which it pertains.

40. **Item Substitution:** No substitution of items will be allowed on any purchase made from the awarded contract without written permission from the DHEC Procurement Office.

41. **Outside Contractor Program:** If applicable to scope of contract, contracted employees working on DHEC properties are entitled to information about hazardous chemicals present at DHEC; and DHEC's personnel are entitled to information about hazardous chemicals brought to the facilities by contractors. In order to assure continued compliance with the Hazard Communication Standards while contractors are on DHEC property and to control potential compliance obligations under the Superfund Amendments and Re-authorization Act, it is DHEC's policy to:

    A. Obtain written assurance that the contractor's employees have been trained to understand the hazards of the chemicals at DHEC and how to use appropriate personal protective equipment. All personal protective equipment and training required for the contractor's employees will be provided by the contractor at the contractor's expense. (This includes SC State General Services employees).

    B. Require the contractor to notify the DHEC Bureau of Business Management or the appropriate DHEC unit Director when introducing hazardous chemicals into DHEC work areas, which may harmfully expose DHEC employees. If the contractor is introducing such hazardous chemicals into any DHEC facility or onto DHEC property, the contractor shall provide the DHEC Division of Procurement Services or the DHEC unit Director copies of the Material Safety Data Sheets (MSDS) for those chemicals. The DHEC Division of Procurement Services or the DHEC unit Director should provide appropriate information to the DHEC employees before the contractor(s) enter any DHEC facility with chemicals.

    C. DHEC reserves the right to refuse to allow any contractor to bring any chemical onto DHEC property. The Department also reserves the right to refuse to allow any contractor to bring certain quantities of chemicals on DHEC property.

Appendix A

UST # 07584, Handy Pantry # 65/ University Mart
UST # 07777/ UST # 12352, Cloud's Chevron
Richland County

Distribution List for Plans and Reports

Pope D Johnson III
McCutchen Blanton Johnson & Barnette LLP
PO Drawer 11209
Columbia SC 29211-1209

Mr. Mahesh Patel
Fast Point Food Stores
2811 Reidville Rd. Ste. 11
Spartanburg SC 29301-3227

Richard E. Fay
2020 Charlotte Plaza
201 South College St.
Charlotte NC 28244-2020

Mr. Pete Overton
Acme Petroleum and Fuel Company
543 Cox Rd. Ste. C
Gastonia SC 28054

Ms. Bette Gordon Bateman
c/o Jesse T. Reese
PO Box 1026
Columbia, SC 29201

Mr. James Morrison Jr.
1014 Laurens St.
Columbia SC 29201

Dr. David H. Swinton
Benedict College
1600 Harden St.
Columbia SC 29204

Kentucky Fried Chicken
2349 Taylors St.
Columbia SC 29204-7803

Mr. Joe T. Suddeth
302 Biddle Rd.
Columbia SC 29212

James A. & Marilyn L. Bundrick
217 Palmer Dr.
Lexington SC 29072

Table of Current CoC Concentrations in Groundwater

CoC concentrations requiring reduction in parts per billion (µg/l) based on April 19-21 and May 17-18, 2005 sampling and gauging:

Table A- BTEX, Naphthalene, MtBE, EDB

Well	Free Product Thickness	Benzene	Toluene	Ethlybenzene	Xylene	Naphth.	MtBE	EDB
MW-1	NA	<1	<1	<1	<1	<5	<1	<0.02
MW-2	NA	4230	9910	1250	8540	1410	4910	<0.02
MW-3	0.43'	5620	14,200	2940	7530	910	10,900	<0.02
MW-4	NA	<1	<1	<1	<1	<5	2.6	<0.02
MW-5	NA	1140	4790	1940	10,400	570	13	2.81
MW-6	NA	16.1	1.5	<1	119	7.1	<1	<0.02
MW-7	NA	<1	<1	<1	<1	<5	<1	<0.02
MW-8	NA	<1	<1	<1	<1	<5	<1	<0.02
MW-9	NA	2280	9010	773	5230	900	34.3	<0.02
MW-10	0.79'	6200	23,800	3320	33,200	1440	890	<0.02
MW-11	NA	34.5	20	2	8	<5	<1	<0.02
MW-12	NA	8550	4000	1460	2640	314	69	0.10
MW-13	NA	<1	<1	<1	<1	<5	<1	<0.02
MW-15	NA	565	1950	617	3760	859	5.6	<0.02
MW-16	NA	<1	1.6	<1	7.7	<5	<1	<0.02
MW-17	NA	4720	32,600	4440	23,700	620	2.2	<0.02
MW-18	0.02'	6910	17,400	2530	13,800	1580	8920	11.2
MW-19	NA	18,200	63,600	2980	16,300	2290	962	24.1
MW-20	NA	12,800	23,400	1630	12,400	1430	18,000	<0.02
MW-22	NA	800	3640	126	760	148	1800	0.04
MW-23	NA	1770	1250	195	1650	140	1390	<0.02
MW-24	NA	1340	1520	98	1730	66.5	610	26.3
MW-25	NA	6900	41,800	7800	45,600	3180	17.7	<0.02
MW-26	NA	<1	<1	<1	<1	<5	<1	<0.02
MW-27	NA	<1	<1	<1	<1	<5	<1	11.1
MW-28	NA	<1	<1	<1	<1	<5	<1	5.17
MW-29	NA	<1	<1	<1	<1	<5	<1	<0.02
MW-30	NA	<1	<1	<1	<1	<5	<1	<0.02
MW-31	NA	227	251	261	450	82.9	2.2	<0.02
MW-32	NA	264	740	406	2440	176	<5	<0.02
MW-33	NA	3860	7820	938	4660	164	25.6	<0.02
MW-34	NA	2020	9180	1840	10,300	1060	<1	<0.02
MW-35	NA	4090	4060	296	1590	238	1730	0.03
MW-36	NA	302	621	165	427	29.4	3.7	0.48
MW-37	NA	764	1750	780	1870	158	<1	2.01
MW-38	NA	<1	<1	<1	<1	<5	<1	<0.02
MW-39	NA	3680	23,200	3050	16,800	2120	66	<0.02
MW-40	NA	1940	7660	3880	5220	1140	1.8	<0.02
MW-41	NA	869	8580	462	2370	182	<1	1.98
MW-42	NA	16	2460	546	2980	124	<1	1.15
MW-43	NA	<1	<1	<1	<1	<5	<1	<0.02
MW-44	NA	<1	<1	<1	<1	<5	<1	<0.02
MW-45	NA	<1	<1	<1	<1	<5	<1	<0.02
MW-46	NA	<1	<1	<1	<1	<5	<1	<0.02
MW-47	NA	5.8	<1	<1	7.5	<5	<1	<0.02
MW-48	NA	<1	<1	<1	<1	<5	<1	<0.02

UST # 07584, Handy Pantry # 65/ University Mart
UST # 07777/ UST # 12352, Cloud's Chevron
Richland County

Well	Free Product Thickness	Benzene	Toluene	Ethlybenzene	Xylene	Naphth.	MtBE	EDB
MW-49	NA	<1	<1	<1	<1	<5	<1	<0.02
MW-50	NA	<1	<1	<1	<1	<5	<1	<0.02
MW-51	NA	<1	<1	<1	<1	<5	<1	<0.02
MW-52	NA	<1	<1	<1	<1	<5	<1	<0.02
MW-53	NA	1.3	<1	<1	<1	<5	<1	<0.02
MW-54	NA	139	<1	<1	2.8	<5	14.8	<0.02
MW-55	NA	213	<1	5.8	<1	16.9	329	<0.02
MW-56	NA	<1	<1	<1	<1	<5	<1	<0.02
MW-57	NA	8390	5400	1170	4390	240	1590	0.05
MW-58	NA	5920	162	380	159	218	442	<0.02
MW-59	NA	<1	<1	<1	<1	<5	<1	<0.02
MW-60	NA	1	<1	<1	<1	<5	<1	<0.02
MW-61	NA	<1	<1	<1	<1	<5	<1	<0.02
MW-62	NA	<1	<1	<1	<1	<5	<1	<0.02
MW-63	NA	<1	<1	<1	<1	<5	<1	<0.02
MW-64	NA	2460	76.6	382	48.8	151	444	0.025
MW-65	NA	2860	2610	1760	1720	745	43.7	0.26
MW-66	NA	3.8	2.3	5.2	318	80.1	<1	<0.02
MW-67	NA	<1	<1	<1	2.6	<5	<1	<0.02
MW-68	NA	6.6	<1	<1	<1	<5	<1	<0.02
MW-69	NA	<1	<1	<1	<1	<5	<1	<0.02
MW-70	NA	<1	<1	<1	<1	<5	<1	<0.02
MW-5aR	NA	2250	3100	1500	7740	796	2500	<0.02
PW-1R	NA	2740	2640	732	2460	250	2040	<0.02
RW-1R	NA	9700	17,000	2800	7150	932	3100	4.32
DW-1	NA	<1	<1	<1	<1	<5	<1	<0.02
DW-2	NA	3.1	6.7	1.1	5.8	<5	4.8	<0.02
DW-3	NA	6350	4600	265	2400	86.7	5350	1.08
DW-4	NA	74	380	102	524	48	11.5	1.46
DW-5	NA	2.8	6.4	1.4	1.8	<5	<1	<0.02
DW-6	NA	<1	3.2	<1	3.2	<5	<1	0.11
DW-7	NA	87	69.4	11.2	33.1	8	17.2	<0.02
DW-8	NA	<1	<1	<1	<1	<5	<1	<0.02
DW-9	NA	6.8	1.5	<1	<1	<5	<1	NM
SW-1	NA	200	38.1	11.7	28.8	<5	143	<0.02

* CoC concentations may vary due to seasonal fluctuations in the groundwater.
The above analytical data is provided for informational purposes. Baseline CoC concentrations will be set at the levels detected after the removal of Free Phase Product.

UST # 07584, Handy Pantry # 65/ University Mart
UST # 07777/ UST # 12352, Cloud's Chevron
Richland County

Table B- Oxygenates

Well	ETBE	TAME	TBA	Ethanol	TAA	TBF	ETBA	DIPE
MW-1	<1	<1	45.4	<100	56.4	<10	<10	<5
MW-2	<1	114	1380	<100	11,000	<10	1650	319
MW-3	<5	120	1200	<500	15,200	<50	2490	810
MW-4	<1	<1	<10	<100	<10	<10	<10	<5
MW-5	<1	<1	<10	<100	920	<10	558	<5
MW-6	<1	<1	38.5	<100	391	<10	104	<5
MW-7	<1	<1	<10	<100	<10	<10	<10	<5
MW-8	<1	<1	<10	<100	<10	<10	<10	<5
MW-9	<1	17.3	130	<100	3950	<10	463	120
MW-10	<20	300	834	<2000	22,400	<200	4180	2280
MW-11	<1	<1	26.5	<100	1540	<10	176	<5
MW-12	<1	91.3	191	<100	9840	<10	730	816
MW-13	<1	<1	<10	<100	<10	<10	<10	<5
MW-15	<1	<1	36.3	<100	957	<10	192	<5
MW-16	<1	<1	<10	<100	171	<10	16.7	<5
MW-17	<1	<1	97.8	<100	13,800	<10	1260	55.1
MW-18	<1	759	1170	<100	28,800	<10	4900	2040
MW-19	<1	607	1740	<100	9730	<10	4040	2910
MW-20	<10	641	3920	<1000	14,600	<100	2950	2200
MW-22	<20	788	484	<2000	5540	<200	872	2420
MW-23	<1	83	<10	<100	5210	<10	777	314
MW-24	<1	60	<10	<100	4890	<10	1150	449
MW-25	<1	<1	<10	<100	<10	<10	<10	154
MW-26	<1	<1	<10	<100	<10	<10	<10	<5
MW-27	<1	<1	<10	<100	<10	<10	<10	<5
MW-28	<1	<1	<10	<100	<10	<10	<10	<5
MW-29	<1	<1	<10	<100	<10	<10	<10	<5
MW-30	<1	<1	<10	<100	<10	<10	<10	<5
MW-31	<1	<1	<10	<100	1100	<10	329	<5
MW-32	<5	<5	202	<500	3220	<50	347	<25
MW-33	<1	65.5	<10	<100	13,100	<10	1190	392
MW-34	<1	<1	<10	<100	<10	<10	779	34.1
MW-35	<10	286	536	<1000	11,400	<100	2010	1200
MW-36	<1	<1	<10	<100	2000	<10	326	<5
MW-37	<1	2.4	<10	<100	1420	<10	1100	14.2
MW-38	<1	<1	<10	<100	<10	<10	<10	<5
MW-39	<20	<20	<200	<2000	2180	<200	1920	<100
MW-40	<1	17.7	<10	1130	630	<10	1290	183
MW-41	<1	1.6	<10	<100	<10	<10	130	19.3
MW-42	<1	<1	<10	<100	<10	<10	82.4	<5
MW-43	<1	<1	<10	<100	<10	<10	<10	<5
MW-44	<1	<1	<10	<100	<10	<10	<10	<5
MW-45	<1	<1	<10	<100	<10	<10	<10	<5
MW-46	<1	<1	<10	<100	<10	<10	<10	<5
MW-47	<1	<1	54.2	<100	3710	<10	369	<5
MW-48	<1	<1	<10	<100	49.9	<10	<10	<5
MW-49	<1	<1	<10	<100	<10	<10	<10	<5
MW-50	<1	<1	<10	<100	<10	<10	<10	<5
MW-51	<1	<1	<10	<100	<10	<10	<10	<5
MW-52	<1	<1	<10	<100	<10	<10	<10	<5
MW-53	<1	<1	19.9	<100	533	<10	75.9	<5
MW-54	<1	5.2	<10	<100	263	<10	17.5	29

UST # 07584, Handy Pantry # 65/ University Mart
UST # 07777/ UST # 12352, Cloud's Chevron
Richland County

Well	ETBE	TAME	TBA	Ethanol	TAA	TBF	ETBA	DIPE
MW-55	<1	11.2	129	<100	724	<10	59.2	63.4
MW-56	<1	<1	<10	<100	<10	<10	<10	<5
MW-57	<1	129	<10	<100	<10	<10	344	786
MW-58	<1	<1	<10	<100	9900	<10	288	480
MW-59	<1	<1	<10	<100	<10	<10	<10	<5
MW-60	<1	<1	<10	<100	<10	<10	<10	<5
MW-61	<10	<10	<10	<20	<10	<20	<10	<5
MW-62	<10	<10	<10	<20	<10	<20	<10	<5
MW-63	<10	<10	<10	<20	<10	<20	<10	<5
MW-64	<10	23	100	<20	1300	<20	<10	100
MW-65	<100	<100	<100	<200	1100	<200	<100	45
MW-66	<10	<10	<10	<20	<10	<20	<10	<5
MW-67	<10	<10	<10	<20	<10	<20	<10	<5
MW-68	<10	<10	<10	<20	<10	<20	<10	<5
MW-69	<10	<10	<10	<20	<10	<20	<10	<5
MW-70	<10	<10	<10	<20	<10	<20	<10	<5
MW-5aR	<20	1430	608	<2000	5120	<200	1100	3240
PW-1R	<1	171	<10	<100	8380	<10	1210	636
RW-1R	<20	1080	1470	<2000	14,500	<200	3320	3840
DW-1	<1	<1	<10	<100	<10	<10	<10	17.4
DW-2	<1	<1	<10	<100	<10	<10	<10	<5
DW-3	<1	360	1810	<100	11,700	<10	<10	1430
DW-4	<5	<5	<50	<500	<150	<50	<50	<25
DW-5	<1	<1	<10	<100	<10	<10	<10	<5
DW-6	<1	<1	<10	<100	<10	<10	<10	<5
DW-7	<1	3.3	<10	<100	<10	<10	35.8	14.5
DW-8	<1	<1	<10	<100	<10	<10	<10	<5
SW-1	<1	11	37	<100	422	<10	38.9	67.2

* CoC concentations may vary due to seasonal fluctuations in the groundwater.
The above analytical data is provided for informational purposes. Baseline CoC concentrations will be set at the levels detected after the removal of Free Phase Product.

UST # 07584, Handy Pantry # 65/ University Mart
UST # 07777/ UST # 12352, Cloud's Chevron
Richland County

Table of SSTLs

Site-specific target levels (SSTLs) for interim payment under this solicitation in parts per billion (µg/l).

Table C- BTEX, Naphthalene, and MtBE SSTLs

Well	Benzene	Toluene	Ethlybenzene	Xylene	Naphth.	MtBE	EDB
MW-2	77	9910*	1250*	8540*	91	1256	0.02**
MW-3	111	14,200*	2940*	7530*	108	1976	0.02**
MW-5	87	4790*	1940*	10,400*	96	13*	2.81*
MW-6	16.1*	1.5*	1**	119*	7.1*	1**	0.02**
MW-9	35	7134	773*	5230*	68	34.3*	0.02**
MW-10	24	23,800*	3320*	19,421	53	294	0.02**
MW-11	34.5*	20*	2*	8*	5**	1**	0.02**
MW-12	9	4000*	1460*	2640*	33	69*	0.1*
MW-15	16	1950*	617*	3760*	45	5.6*	0.02*
MW-17	32	6631	4440*	23,700*	66	2.2*	0.02**
MW-18	40	17,400*	2530*	13,800*	348	4260	8.06
MW-19	54	11,081	2980*	16,300*	86	962*	8
MW-20	83	17,249	1630*	12,400*	108	18,000*	0.02**
MW-22	90	3640*	126*	760*	112	1800*	0.04*
MW-23	72	1250*	195*	1650*	100	1390*	0.02*
MW-24	54	1520*	98*	1730*	66.5*	610*	8
MW-25	104	21,535	7800*	45,600*	121	17.7*	0.02**
MW-31	110	251*	261*	450*	82.9*	2.2*	0.02**
MW-32	71	740*	406*	2440*	176*	5**	0.02**
MW-33	53	7820*	938*	4660*	164*	25.6*	0.02**
MW-34	35	9180*	1840*	10,300*	301	1**	0.02**
MW-35	56	4060*	296*	1590*	238*	1730*	0.03*
MW-36	85	621*	165*	427*	29.4*	3.7*	0.48*
MW-37	90	1750*	780*	1870*	158*	1**	2.01*
MW-39	90	23,200*	3050*	16,800*	978	66*	0.02**
MW-40	113	7660*	3880*	5220*	1140*	1.8*	0.02**
MW-41	257	8580*	462*	2370*	182*	1**	1.98*
MW-42	16*	2460*	546*	2980*	124*	1**	1.15*
MW-47	5.8*	1**	1**	7.5*	5**	1**	0.02**
MW-54	7	1**	1**	2.8*	5**	14.8*	0.02**
MW-55	11	1**	5.8*	1**	16.9*	103	0.02**
MW-57	6	1944	969	4390*	28	54	0.05*
MW-58	6	162*	380*	159*	27	51	0.02**
MW-64	345	76.6*	382*	48.8*	151*	444*	0.025*
MW-65	326	2610*	1760*	1720*	745*	43.7*	0.26*
MW-66	3.8*	2.3*	5.2*	318*	80.1*	1**	0.02**
MW-5aR	83	3100*	1500*	7740*	108	2500*	0.02**
RW-1R	54	11,081	2800*	7150*	86	3100*	4.32*
DW-3	45	4600*	265*	2400*	86.7*	5350*	1.08*
DW-4	48	380*	102*	524*	48*	11.5*	1.46*
DW-7	7	69.4*	11.2*	33.1*	8*	17.2*	0.02**
DW-9	6	1.5*	1**	1**	5**	1**	0.05

* Laboratory analysis is less than calculated SSTL. SSTL is set equal to laboratory analysis.
** Laboratory analysis is below detection limit. SSTL is set equal to detection limit.

Table D- Oxygenate SSTLs

Well	ETBE	TAME	TBA	Ethanol	TAA	TBF	ETBA	DIPE
MW-2	1**	114*	1380*	100**	1900	10**	1650*	319*
MW-3	5**	120*	1200*	500**	2499	10**	2490*	810*
MW-5	1**	1**	10**	100**	920*	10**	558*	5**
MW-6	1**	1**	38.5*	100**	391*	10**	104*	5**
MW-9	1**	17.3*	130*	100**	809	10**	463*	120*
MW-10	20**	300*	834*	2000**	793	200**	4180*	2280*
MW-11	1**	1**	26.5*	100**	1244	10**	176*	5**
MW-12	1**	91.3*	191*	100**	376	10**	730*	782
MW-15	1**	1**	36.3*	100**	492	10**	192*	5**
MW-17	1**	1**	97.8*	100**	773	10**	1260*	55.1*
MW-18	1**	759*	1170*	100**	938	10**	4900*	2040*
MW-19	1**	320	1740*	100**	1065	10**	4040*	2910*
MW-20	10*	381	3920*	1000**	1403	100**	2950*	2200*
MW-22	20**	392	484*	2000**	1469	200**	872*	2420*
MW-23	1**	83*	10**	100**	1279	10**	777*	314*
MW-24	1**	60*	10**	100**	1065	10**	1150*	449*
MW-25	1**	1**	10**	100**	10**	10**	10**	154*
MW-31	1**	1**	10**	100**	1100*	10**	329*	5**
MW-32	5**	5**	202*	500**	1377	50**	347*	25**
MW-33	1**	65.5*	10**	100**	1136	10**	1190*	392*
MW-34	1**	1**	10**	100**	10**	10**	779*	34.1*
MW-35	10**	286*	536*	1000**	1181	100**	2010*	1200*
MW-36	1**	1**	10**	100**	1546	10**	326*	5**
MW-37	1**	2.4*	10**	100**	1420*	10**	1100*	14.2*
MW-39	20**	20**	200**	2000**	1607	200**	1920*	100**
MW-40	1**	17.7*	10**	1130*	630*	10**	1290*	183*
MW-41	1**	1.6*	10**	100**	10**	10**	130*	19.3*
MW-42	1**	1**	10**	100**	10**	10**	82.4*	5**
MW-47	1**	1**	54.2*	100**	739	10**	369*	5**
MW-53	1**	1**	19.9*	100**	533*	10**	75.9*	5**
MW-54	1**	5.2*	10**	100**	263*	10**	17.5*	29*
MW-55	1**	11.2*	129*	100**	423	10**	59.2*	63.4*
MW-57	1**	129*	10**	100**	10**	10**	344*	290
MW-58	1**	1**	10**	100**	279	10**	288*	260
MW-64	10**	23*	100*	20**	1300*	20**	10**	100*
MW-65	100**	100**	100**	200**	1100*	200**	100**	45*
MW-66	10**	10**	10**	20**	10**	20**	10**	5**
MW-5aR	20**	381	608*	2000**	1403	200**	1100*	3240*
PW-1R	1**	171*	10**	100**	1114	10**	1210*	636*
RW-1R	20**	320	1470*	2000**	1065	200**	3320*	3840*
DW-3	1**	360*	1810*	100**	1065	10**	10**	1430*
DW-4	5**	5**	50**	500**	150**	50**	50**	25**
DW-7	1**	3.3*	10**	100**	10**	10**	35.8*	14.5*

* Laboratory analysis is less than calculated SSTL. SSTL is set equal to laboratory analysis.

** Laboratory analysis is below detection limit. SSTL is set equal to detection limit.

Table of Analytical Parameters

Analyte	Analytical Method*	Reporting Limit
BTEX*	8260B	5 µg/l
Naphthalene*	8260B	5 µg/l
MTBE*	8260B	5 µg/l
EDB	8011	0.02 µg/l
8 Oxygenates	8260	5 µg/l
Dissolved Oxygen	SM4500-O G	500 µg/l
Ferrous Iron	SM3500-Fe D	30 µg/l
Methane	Kerr Method	1 mg/l
Nitrate	9056/9210	100 µg/l
Sulfate	9038/9056	1000 µg/l

* The Bureau of Land and Waste Management UST Program no longer accepts equivalent analytical methods for VOC analysis.

Verification Wells

Five verification wells may be installed during the post-corrective action monitoring period at locations and depths designated by the UST Program. Costs for the well installation are considered part of the approved Corrective Action Cost. The Program will calculate SSTLs for the verification wells and provide the data to the Contractor in writing. The wells must be sampled for the parameters listed above.

UST # 07584, Handy Pantry # 65/ University Mart
UST # 07777/ UST # 12352, Cloud's Chevron
Richland County

List of Adjacent Facilities

- The former Handy Pantry # 65 (UST Permit # 07584) is currently an operating facility under UST Permit # 18389, University Mart.

- UST Permit # 18184, Imports Only, Inc., 1300 N. Millwood Ave., Columbia, SC
  2 Tanks last used before 1974 and empty.
  Release Reported June 25, 1988.



REFERENCE: COLUMBIA NORTH, SOUTH CAROLINA QUADRANGLE MAP, 7.5 MINUTE SERIES, U.S. GEOLOGIC SURVEY

SCALE 1 : 24,000

0 2,000 4,000

SCALE IN FEET



QUADRANGLE LOCATION

DRAWN: L.B.I.	DATE: 12/14/04
PROJECT: HANDY PANTRY #65,UST# 07584	
PROJECT: CLOUDS CHEVRON UST# 07777	
PROJECT No.: 04-12-008, 04-12-009	
LOCATION: COLUMBIA, SOUTH CAROLINA	

FIGURE 1
SITE LOCATION AND

SCDHEC
IFB-29012-10/18/05-EMW
Page: 32

CONSULTECH ENVIRONMENTAL, INC.

Environmental Consulting and Engineering
© 1998

Delivering innovative solutions to today's environmental concerns

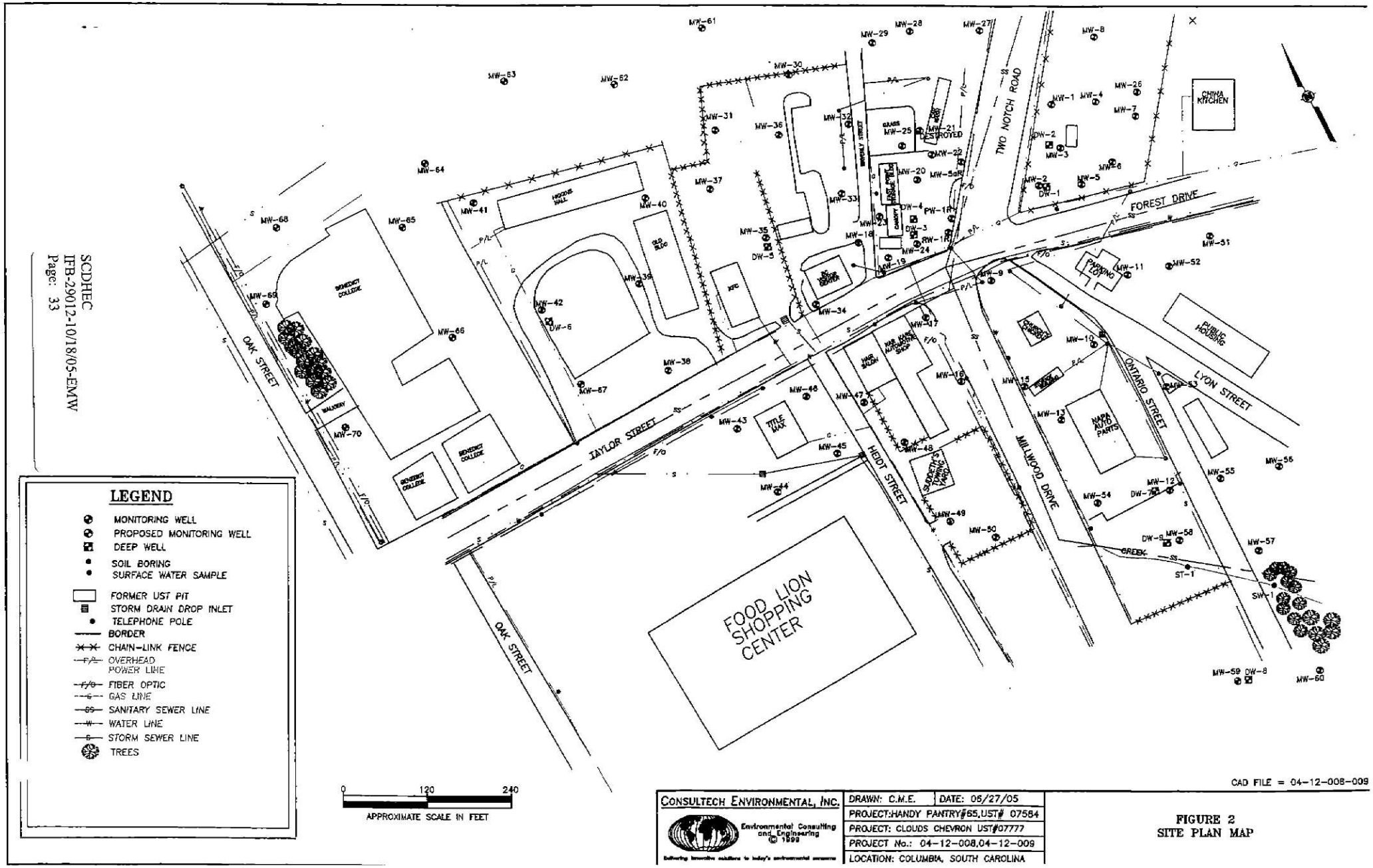

LEGEND

- MONITORING WELL
- PROPOSED MONITORING WELL
- DEEP WELL
- SOIL BORING
- SURFACE WATER SAMPLE
- FORMER UST PIT
- STORM DRAIN DROP INLET
- TELEPHONE POLE
- BORDER
- CHAIN-LINK FENCE
- OVERHEAD POWER LINE
- F/O FIBER OPTIC
- GAS LINE
- SANITARY SEWER LINE
- WATER LINE
- STORM SEWER LINE
- TREES

0 120 240
APPROXIMATE SCALE IN FEET

CAD FILE = 04-12-008-009

CONSULTECH ENVIRONMENTAL, INC.	DRAWN: C.M.E. DATE: 05/27/05
Environmental Consulting and Engineering © 1999	PROJECT:HANDY PANTRY#65,UST# 07584
	PROJECT: CLOUDS CHEVRON UST#07777
	PROJECT No.: 04-12-008,04-12-009
	LOCATION: COLUMBIA, SOUTH CAROLINA

FIGURE 2
SITE PLAN MAP

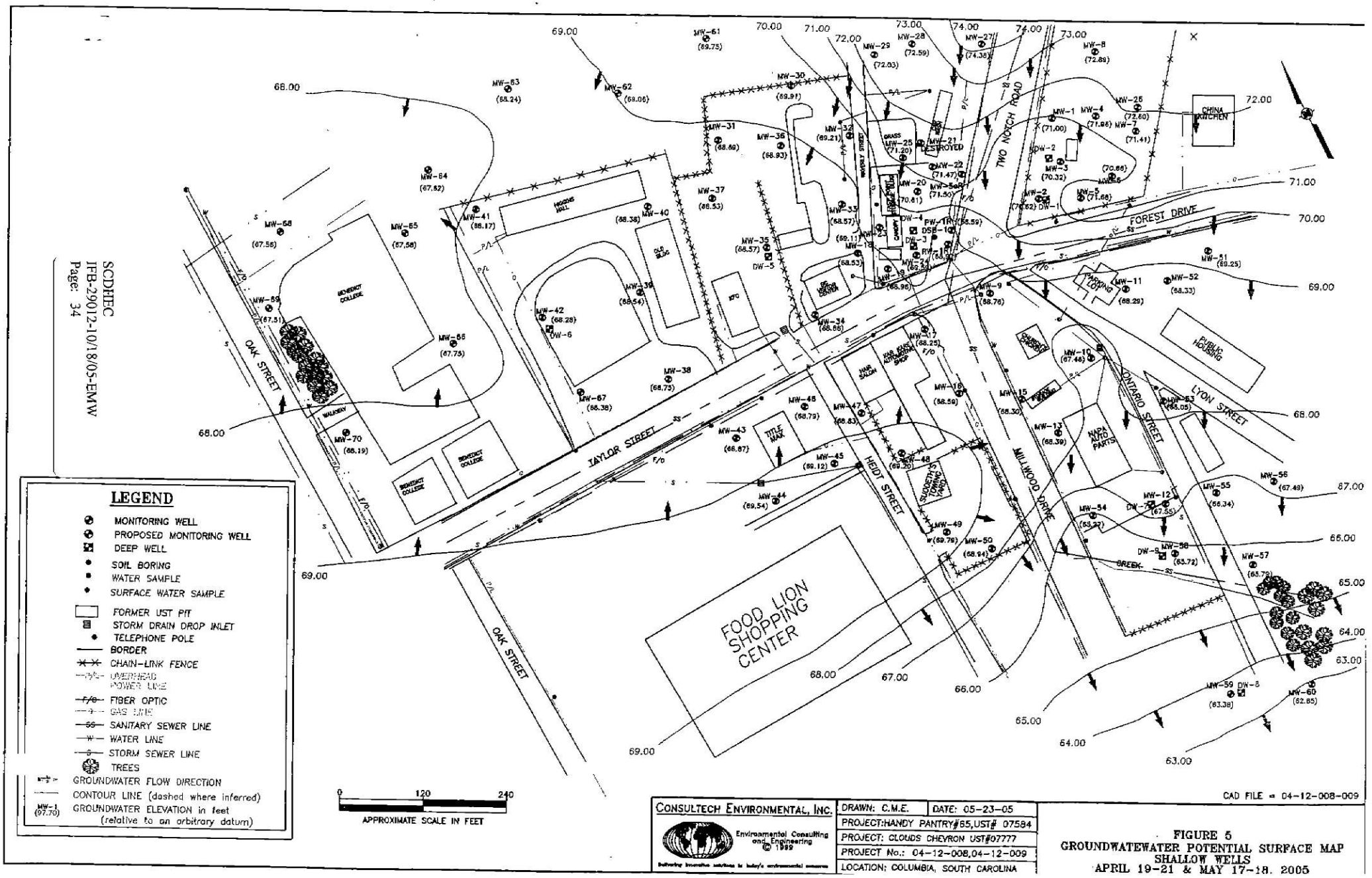

CONSULTECH ENVIRONMENTAL, INC.
Environmental Consulting and Engineering © 1999
Delivering innovative solutions to today's environmental concerns

DRAWN: C.M.E.	DATE: 05-23-05
PROJECT:HANDY PANTRY#65,UST# 07584	
PROJECT: CLOUDS CHEVRON UST#07777	
PROJECT No.: 04-12-008,04-12-009	
LOCATION: COLUMBIA, SOUTH CAROLINA	

CAD FILE = 04-12-008-009

FIGURE 5
GROUNDWATEWATER POTENTIAL SURFACE MAP
SHALLOW WELLS
APRIL 19-21 & MAY 17-18, 2005

SCDHEC
IFB-29012-10/18/05-EMW
Page: 35

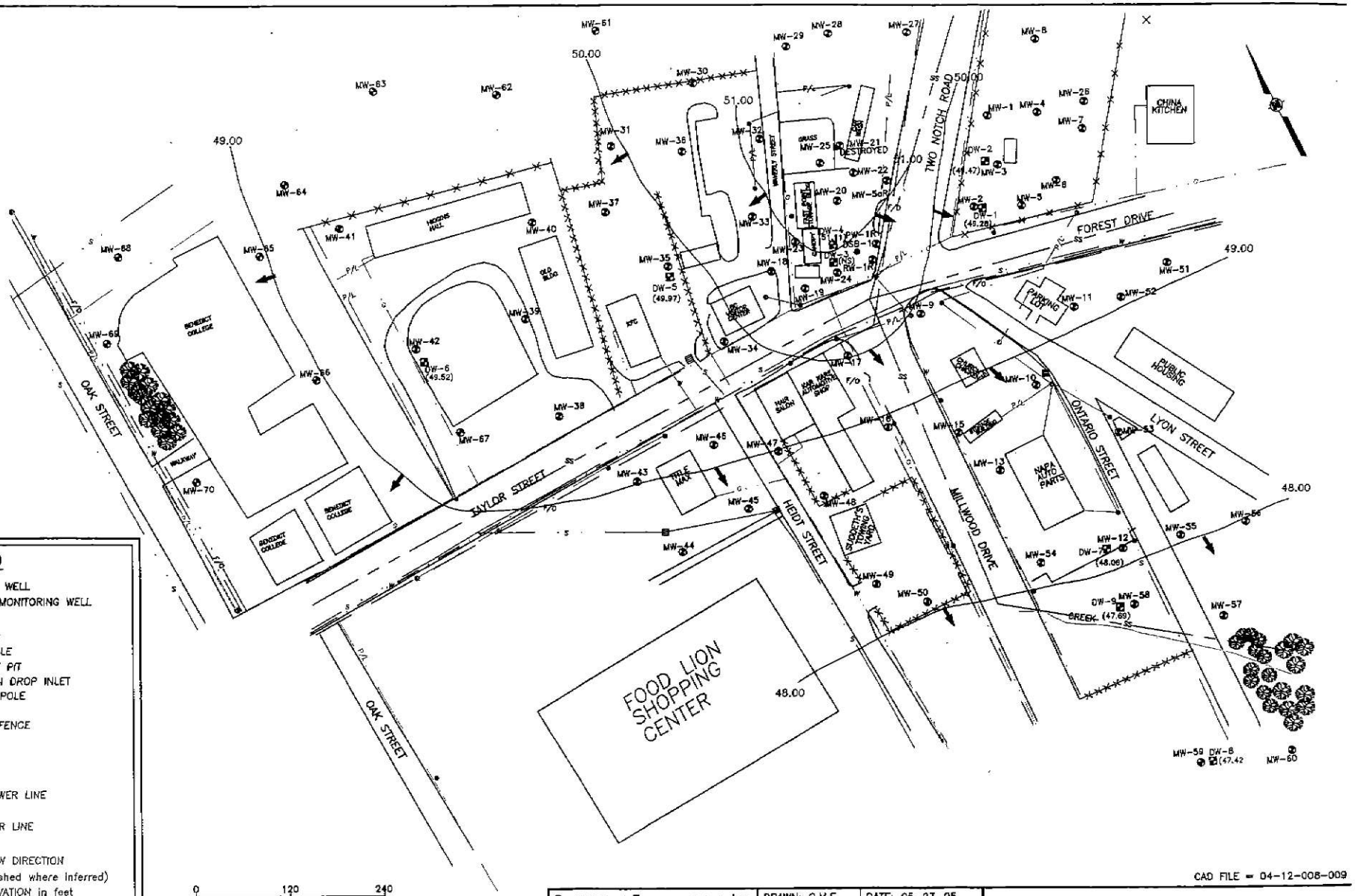

LEGEND

- MONITORING WELL
- PROPOSED MONITORING WELL
- DEEP WELL
- SOIL BORING
- WATER SAMPLE
- FORMER UST PIT
- STORM DRAIN DROP INLET
- TELEPHONE POLE
- BORDER
- CHAIN-LINK FENCE
- OVERHEAD POWER LINE
- FIBER OPTIC
- GAS LINE
- SANITARY SEWER LINE
- WATER LINE
- STORM SEWER LINE
- TREES
- GROUNDWATER FLOW DIRECTION
- CONTOUR LINE (dashed where inferred)
- MW-1 (97.70) GROUNDWATER ELEVATION in feet (relative to an arbitrary datum)
- MW-1 (NS) NOT STATIC

0 120 240
APPROXIMATE SCALE IN FEET

CAD FILE = 04-12-008-009

CONSULTECH ENVIRONMENTAL, INC.	DRAWN: C.M.E. DATE: 05-23-05
Environmental Consulting and Engineering © 1999	PROJECT: HANDY PANTRY #65, UST # 07584
Delivering innovative solutions to today's environmental concerns	PROJECT: CLOUDS CHEVRON UST #07777
	PROJECT No.: 04-12-008, 04-12-009
	LOCATION: COLUMBIA, SOUTH CAROLINA

FIGURE 6
GROUNDWATER POTENTIAL SURFACE MAP
DEEP WELLS
APRIL 19-21 & MAY 17-18, 2005

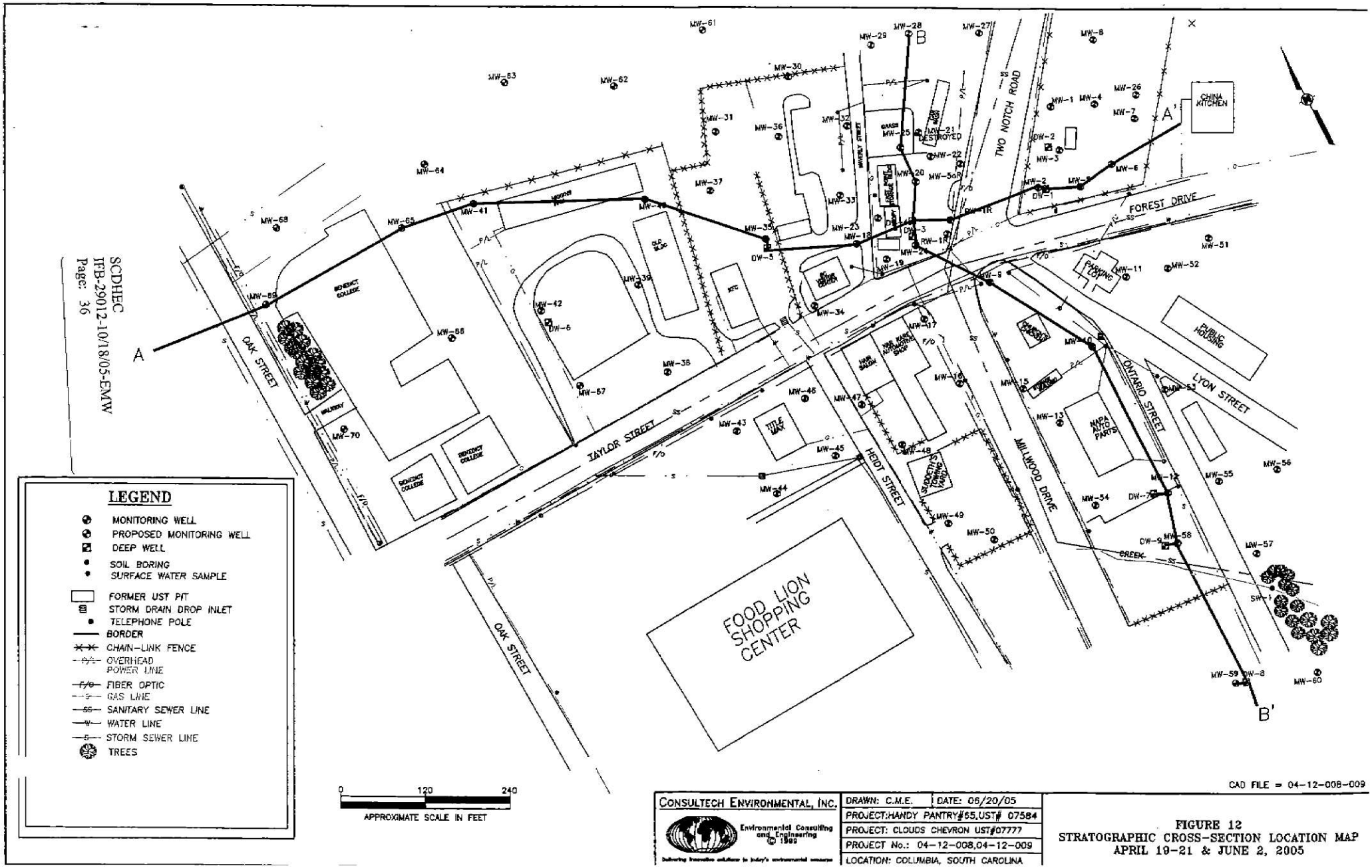

LEGEND

- MONITORING WELL
- PROPOSED MONITORING WELL
- DEEP WELL
- SOIL BORING
- SURFACE WATER SAMPLE
- FORMER UST PIT
- STORM DRAIN DROP INLET
- TELEPHONE POLE
- BORDER
- CHAIN-LINK FENCE
- OVERHEAD POWER LINE
- FIBER OPTIC
- GAS LINE
- SANITARY SEWER LINE
- WATER LINE
- STORM SEWER LINE
- TREES

CAD FILE = 04-12-008-009

CONSULTECH ENVIRONMENTAL, INC.	DRAWN: C.M.E.	DATE: 06/20/05
Environmental Consulting and Engineering © 1999	PROJECT: HANDY PANTRY #65, UST # 07584	
Delivering innovative solutions to today's environmental concerns	PROJECT: CLOUDS CHEVRON UST #07777	
	PROJECT No.: 04-12-008, 04-12-009	
	LOCATION: COLUMBIA, SOUTH CAROLINA	

FIGURE 12
STRATOGRAPHIC CROSS-SECTION LOCATION MAP
APRIL 19-21 & JUNE 2, 2005

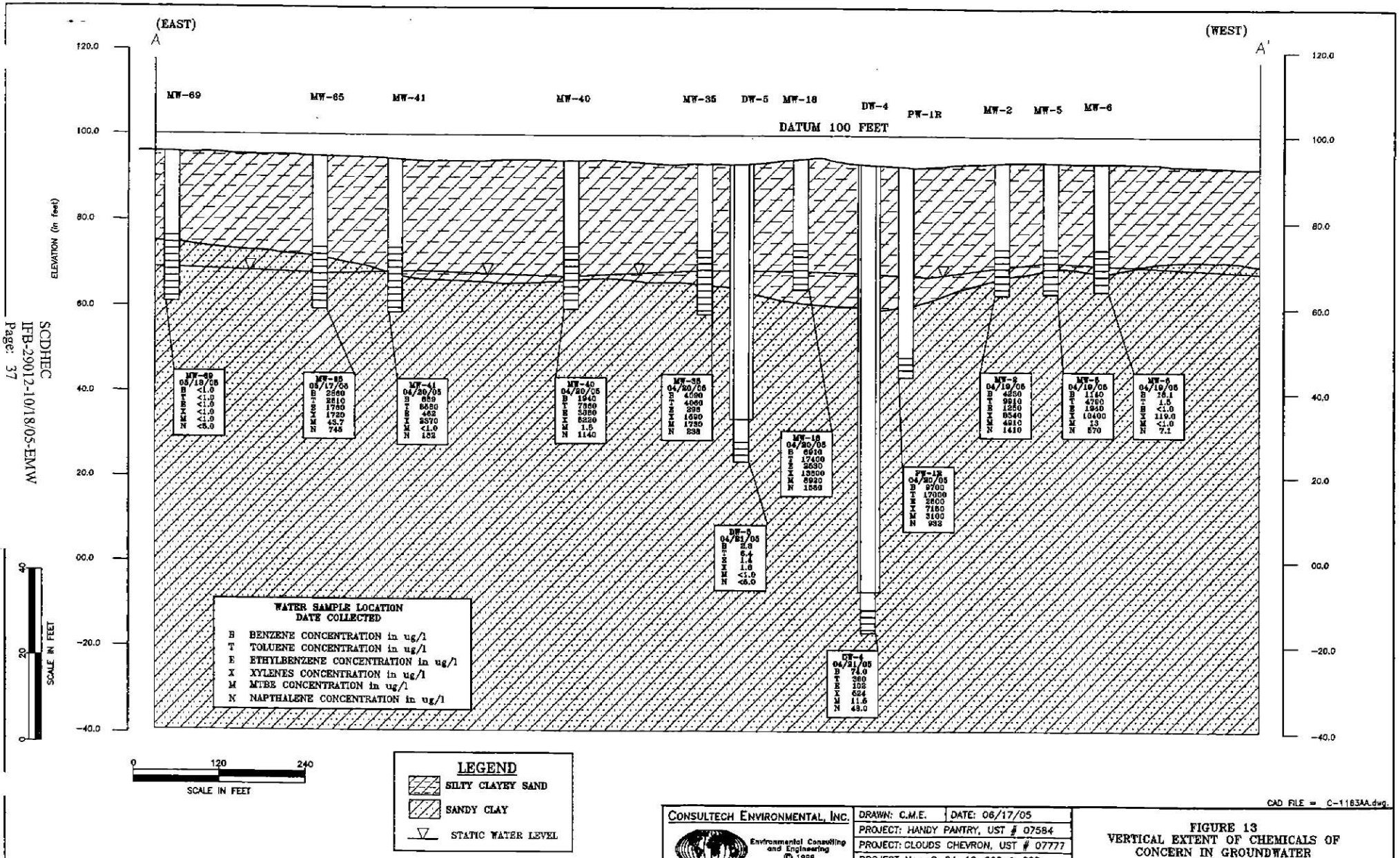

CAD FILE = C-1183AA.dwg

CONSULTECH ENVIRONMENTAL, INC.	DRAWN: C.M.E. DATE: 06/17/05
Environmental Consulting and Engineering © 1996	PROJECT: HANDY PANTRY, UST # 07584
	PROJECT: CLOUDS CHEVRON, UST # 07777
	PROJECT No.: C-04-12-008 & 009
	LOCATION: COLUMBIA, SOUTH CAROLINA

FIGURE 13
VERTICAL EXTENT OF CHEMICALS OF CONCERN IN GROUNDWATER
(SECTION A-A')

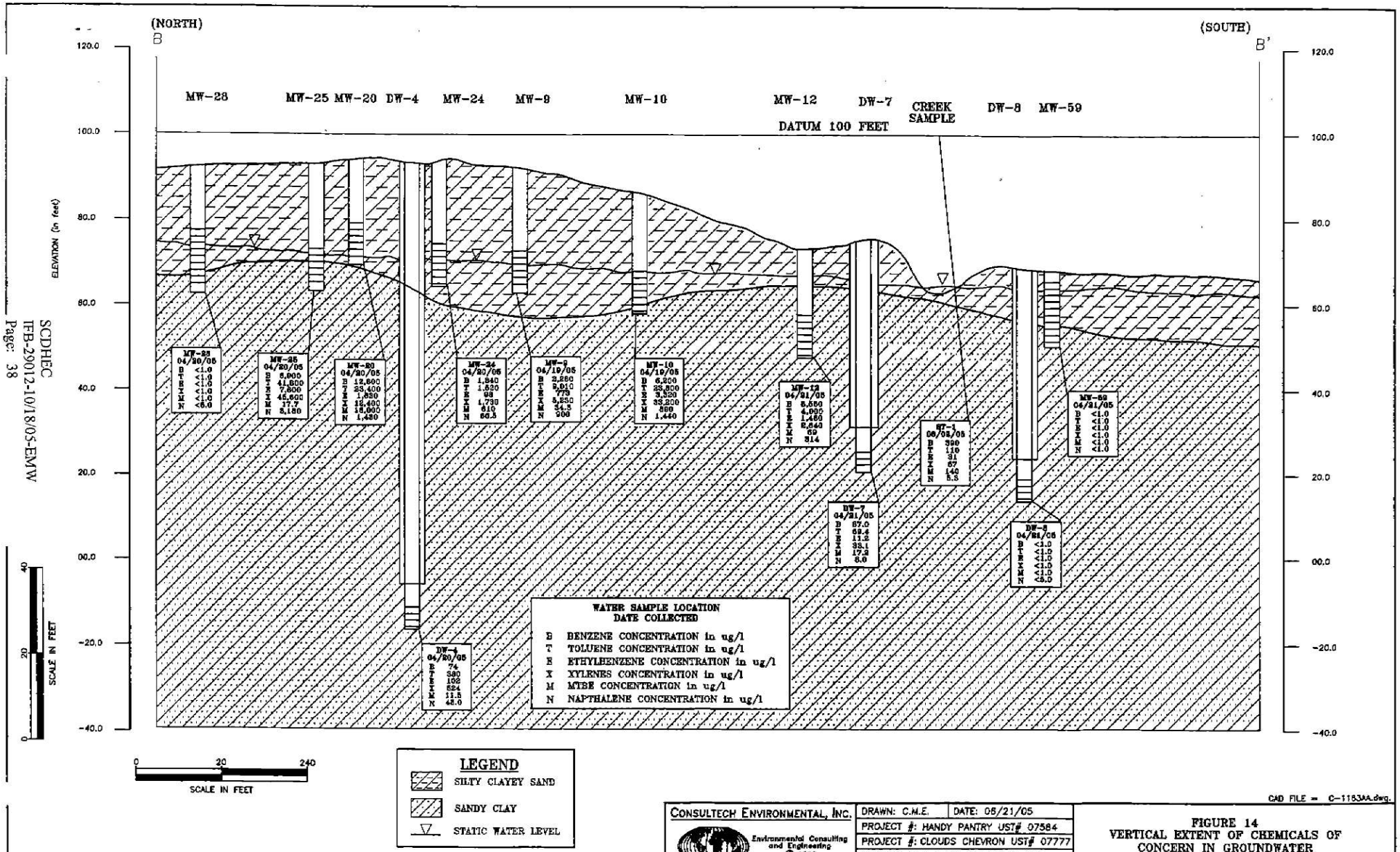

CAD FILE = C-1183MA.dwg

CONSULTECH ENVIRONMENTAL, INC. Environmental Consulting and Engineering © 1998	DRAWN: C.M.E. DATE: 08/21/05
	PROJECT #: HANDY PANTRY UST# 07584
	PROJECT #: CLOUDS CHEVRON UST# 07777
	PROJECT No.: C-04-12-008 & 009
	LOCATION: COLUMBIA, SOUTH CAROLINA

FIGURE 14
VERTICAL EXTENT OF CHEMICALS OF CONCERN IN GROUNDWATER (SECTION B-B')

SCDHEC
IFB-29012-10/18/05-EMW
Page: 39

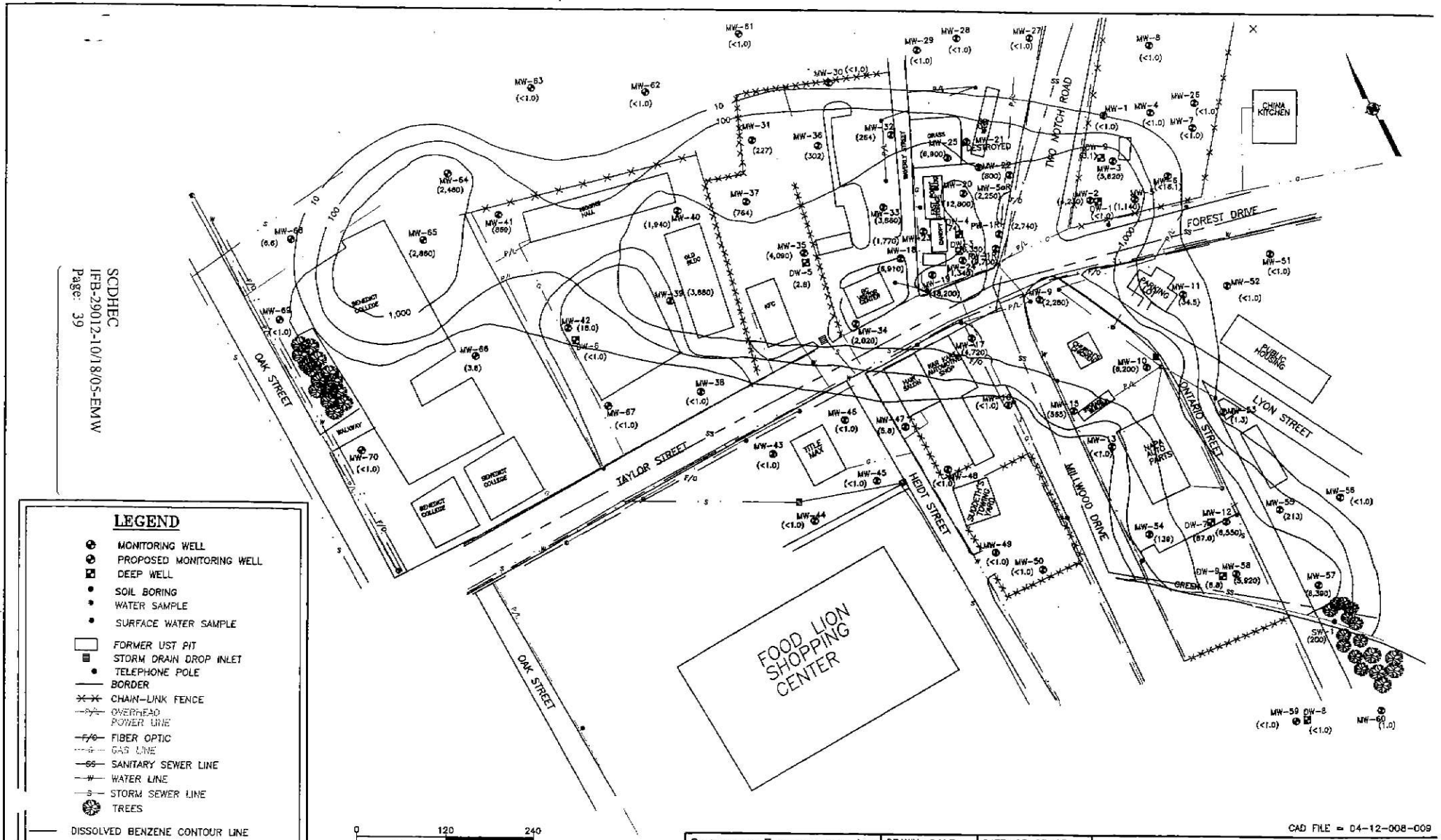

CAD FILE = 04-12-008-009

CONSULTECH ENVIRONMENTAL, INC.	DRAWN: C.M.E.	DATE: 05-23-05
Environmental Consulting and Engineering © 1999	PROJECT: HANDY PANTRY #55, UST # 07584	
Delivering Innovative solutions to today's environmental concerns	PROJECT: CLOUDS CHEVRON UST #07777	
	PROJECT No.: 04-12-008, 04-12-009	
	LOCATION: COLUMBIA, SOUTH CAROLINA	

FIGURE 8
DISSOLVED BENZENE ISO CONCENTRATION MAP
APRIL 19-21 & MAY 17-18, 2005

SCDHEC
IFB-29012-10/18/05-EMW
Page: 40

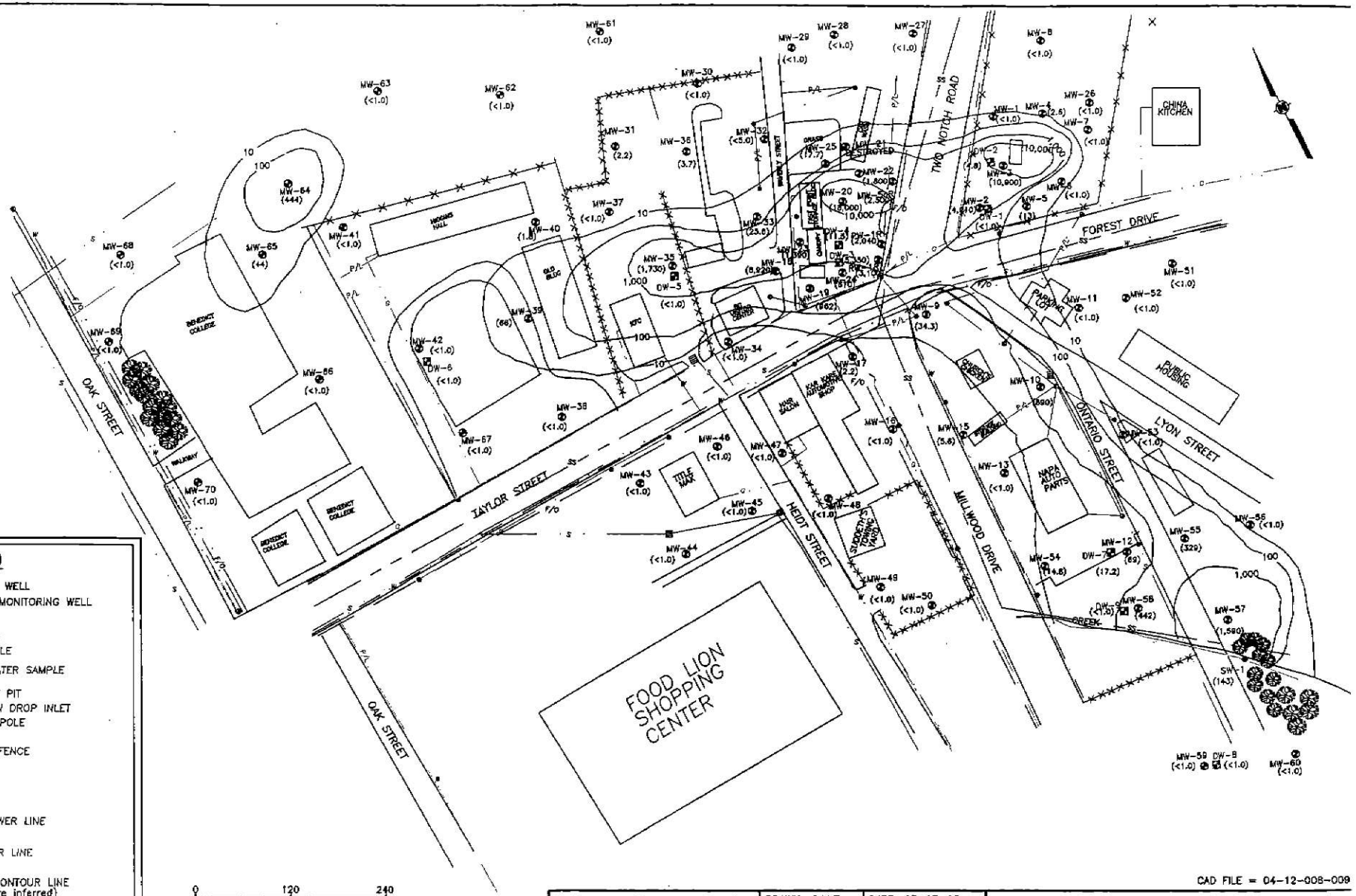

LEGEND

- MONITORING WELL
- PROPOSED MONITORING WELL
- DEEP WELL
- SOIL BORING
- WATER SAMPLE
- SURFACE WATER SAMPLE
- FORMER UST PIT
- STORM DRAIN DROP INLET
- TELEPHONE POLE
- BORDER
- CHAIN-LINK FENCE
- OVERHEAD POWER LINE
- F/O FIBER OPTIC
- GAS LINE
- SS SANITARY SEWER LINE
- W WATER LINE
- S STORM SEWER LINE
- TREES
- DISSOLVED MTBE CONTOUR LINE (dashed where inferred)
- (2,770) DISSOLVED MTBE CONCENTRATION in ug/l

0 120 240
APPROXIMATE SCALE IN FEET

CAD FILE = 04-12-008-009

CONSULTECH ENVIRONMENTAL, INC.	DRAWN: C.M.E.	DATE: 05-23-05
Environmental Consulting and Engineering Since 1985	PROJECT:HANDY PANTRY#65,UST# 07584	
	PROJECT: CLOUDS CHEVRON UST#07777	
	PROJECT No.: 04-12-008,04-12-009	
	LOCATION: COLUMBIA, SOUTH CAROLINA	

FIGURE 9
DISSOLVED MTBE ISO CONCENTRATION MAP
APRIL 19-21 & MAY 17-18, 2005

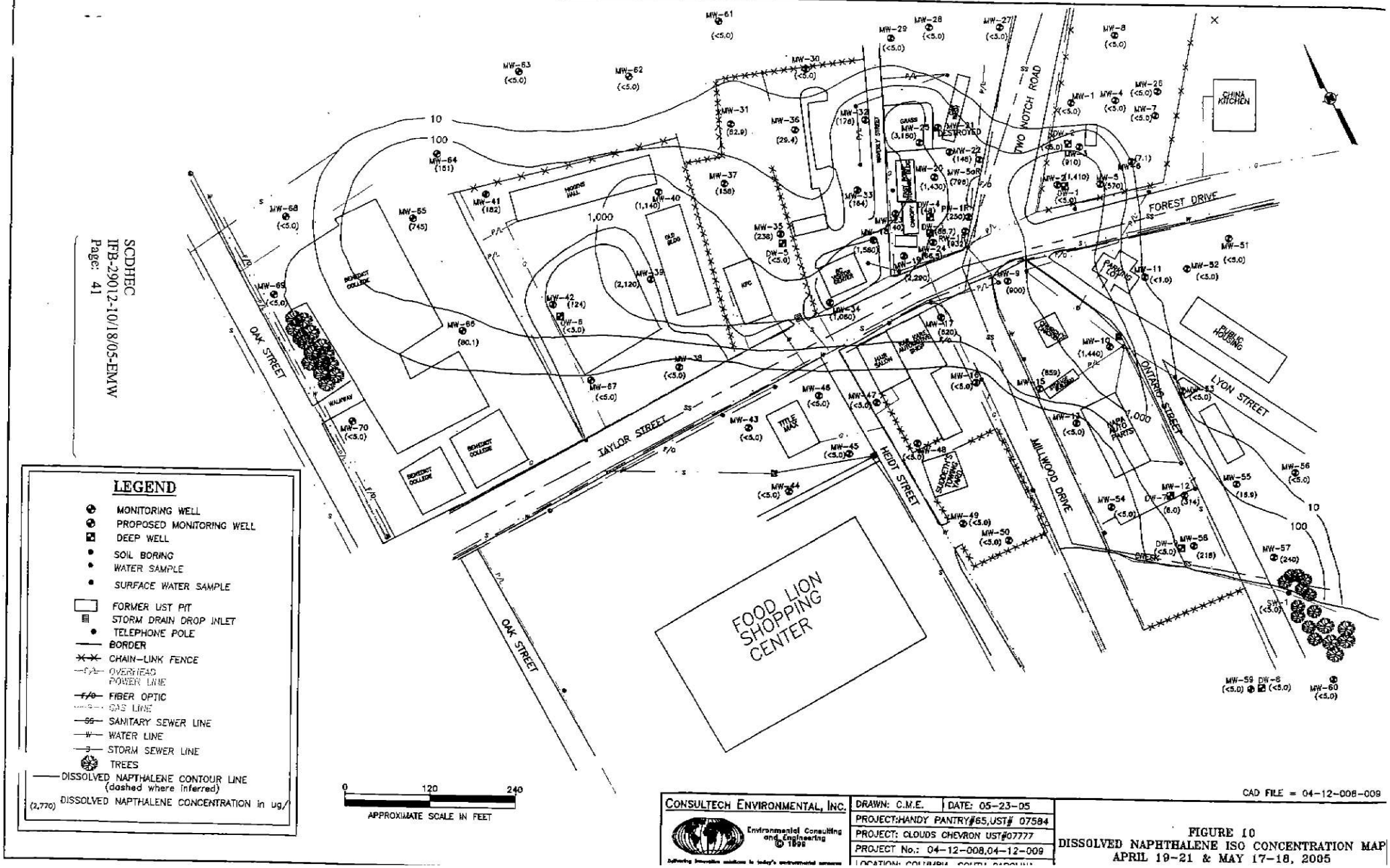

CAD FILE = 04-12-008-009

CONSULTECH ENVIRONMENTAL, INC.	DRAWN: C.M.E.	DATE: 05-23-05
Environmental Consulting and Engineering 1995	PROJECT:HANDY PANTRY#65,UST# 07584	
	PROJECT: CLOUDS CHEVRON UST#07777	
	PROJECT No.: 04-12-008,04-12-009	
	LOCATION: COLUMBIA, SOUTH CAROLINA	

FIGURE 10
DISSOLVED NAPHTHALENE ISO CONCENTRATION MAP
APRIL 19-21 & MAY 17-18, 2005

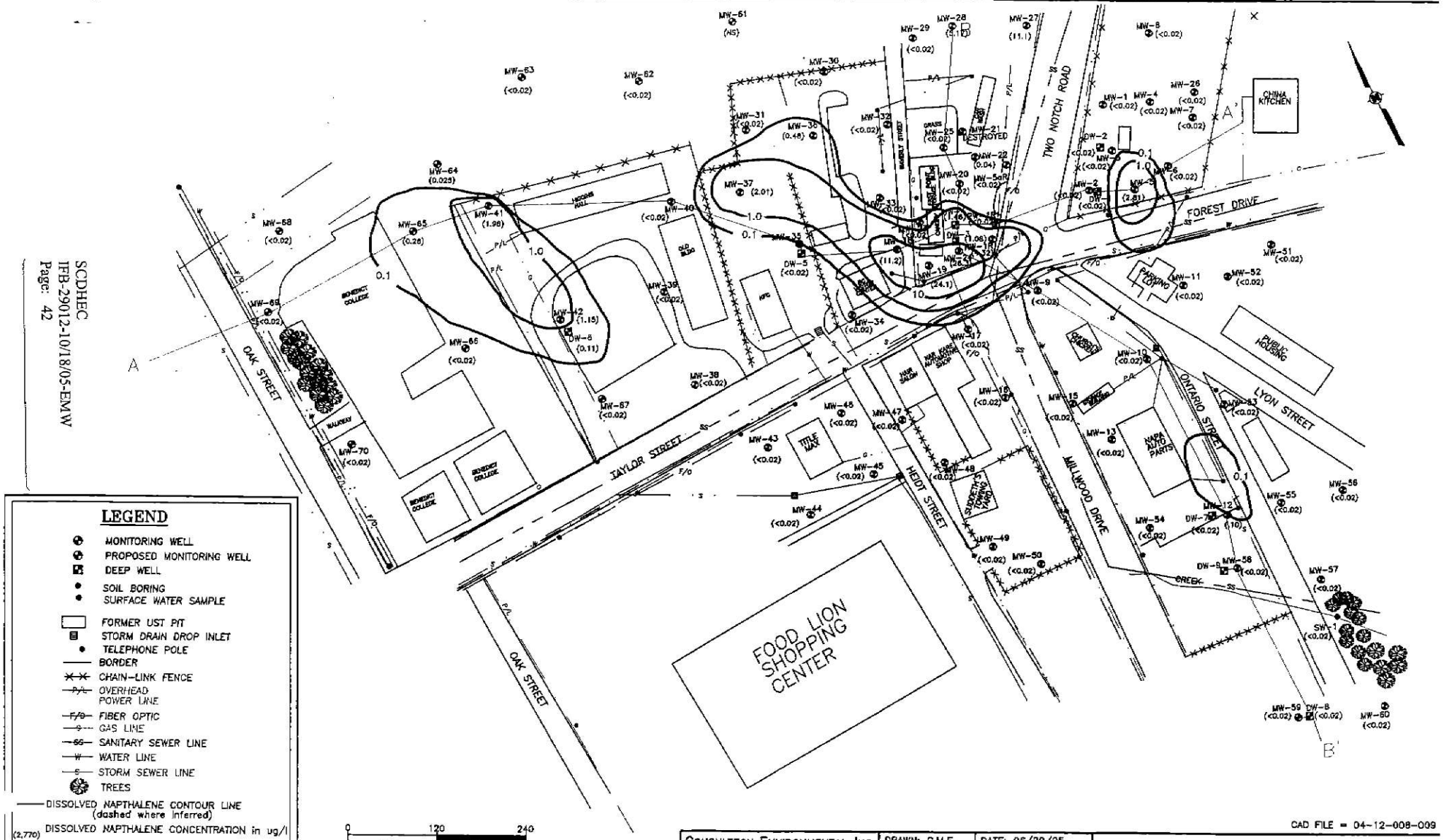

CAD FILE = 04-12-008-009

CONSULTECH ENVIRONMENTAL, INC.	DRAWN: C.M.E.	DATE: 06/20/05
Environmental Consulting and Engineering © 1995	PROJECT: HANDY PANTRY#65, UST# 07584	
Gathering Innovative solutions to today's environmental concerns	PROJECT: CLOUDS CHEVRON UST#07777	
	PROJECT No.: 04-12-008, 04-12-009	
	LOCATION: COLUMBIA, SOUTH CAROLINA	

FIGURE 11
DISSOLVED EDB-ISOCONCENTRATION MAP
APRIL 19-21 & JUNE 2, 2005

TABLE 1
Well Construction Details andGroundwater Elevation Data (ft)
Handy Pantry #65 & Clouds Chevron
Columbia, SC - USTs #07584 & #07777

Monitoring Well	Date	Depth of Screen Below Ground Surface	TOC Elevation	Depth to Product from TOC	Depth to Water from TOC	Groundwater Elevation	
MW-1	12/30/03	17.0-27.0	104.67		21.45	83.22	
	02/08/05		93.89		22.95	70.94	
	04/19/05		93.89		22.89	71.00	
MW-2	12/30/03	20.0-30.0	105.5		23.30	82.19	
	02/08/05		94.7		24.13	70.57	
	04/19/05		94.7		24.08	70.62	
MW-3	12/30/03	19.0-29.0	105.22		23.44	81.78	
	02/08/05		94.45	23.30	30.04	64.41	
	04/19/05		94.45	23.70	24.13	70.32	0.43'
MW-4	12/30/03	18.0-28.0	105.64		21.29	84.35	
	02/08/05		94.85		22.34	72.51	
	04/19/05		94.85		22.89	71.96	
MW-5	12/30/03	16.0-26.0	105.59		22.92	82.67	
	04/19/05		95.26		23.58	71.68	
MW-6	12/30/03	20.0-30.0	105.77		23.55	82.22	
	02/08/05		94.96		24.43	70.53	
	04/19/05		94.96		24.30	70.66	
MW-7	12/30/03	20.0-30.0	106.76		23.59	83.17	
	02/08/05		95.93		24.54	71.39	
	04/19/05		95.93		24.52	71.41	
MW-8	12/30/03	18.5-28.5	105.57		20.28	85.29	
	02/08/05		94.79		21.93	72.86	
	04/19/05		94.79		21.90	72.89	
MW-9	12/30/03	20.0-30.0	103.77	22.74	22.75	81.02	
	04/19/05		92.3		23.54	68.76	
MW-10	12/30/03	18.0-28.0	97.38		17.44	79.94	
	02/08/05		85.98	17.85	18.98	67.00	
	04/19/05		85.98	17.73	18.52	67.46	0.79'

Monitoring Well	Date	Depth of Screen Below Ground Surface	TOC Elevation	Depth to Product from TOC	Depth to Water from TOC	Groundwater Elevation
MW-11	12/30/03		99.81		19.57	80.24
	02/08/05		88.46		20.36	68.10
	04/19/05		88.46		20.17	68.29
MW-12	12/30/03		84.16		4.75	79.41
	02/08/05		72.8		5.57	67.23
	04/19/05		72.8		5.25	67.55
MW-13	12/30/03		92.24		12.18	80.06
	02/08/05		80.44		12.17	68.27
	04/21/05		80.44		12.05	68.39
MW-15	12/30/03	15.0-25.0	97.9	17.56	17.58	80.29
	02/08/05		86.44	18.31	18.34	68.10
	04/21/05		86.44		18.14	68.30
MW-16	12/30/03	15.0-25.0	99.57		18.95	80.62
	02/08/05		88.19		19.87	68.32
	04/21/05		88.19		19.60	68.59
MW-17	12/30/03	20.0-30.0	103.95		23.74	80.21
	02/08/05		92.45		24.42	68.03
	04/21/05		92.45		24.20	68.25
MW-18	12/30/03	20.0-30.0	106.29	25.48	25.72	80.57
	02/08/05		94.81	26.45	26.76	68.05
	04/19/05		94.81	26.26	26.28	68.53
MW-19	12/30/03	20.0-30.0	105.45		24.59	80.86
	02/08/05		93.96		25.52	68.44
	04/21/05		93.96		25.00	68.96
MW-20	12/30/03	15.0-25.0	106.04		23.05	82.99
	02/08/05		94.12		24.00	70.12
	04/21/05		94.12		23.51	70.61
MW-21	12/30/03	15.0-25.0	103.87		21.03	82.84
	04/21/05		Destroyed			Destroyed
MW-22	12/30/03	20.0-30.0	105.61		22.36	83.25
	02/08/05		94.25	23.25	23.28	70.97
	04/21/05		94.25		22.78	71.47
MW-23	12/30/03	20.0-30.0	105.52		24.82	80.70
	02/08/05		94.43		25.80	68.63
	04/21/05		94.43		25.32	69.11

0.02'

Monitoring Well	Date	Depth of Screen Below Ground Surface	TOC Elevation	Depth to Product from TOC	Depth to Water from TOC	Groundwater Elevation
MW-24	12/30/03	20.0-30.0	105.34		23.88	81.46
	02/08/05		93.94		24.80	69.14
	04/21/05		93.94		24.35	69.59
MW-25	12/30/03		103.68		21.23	82.45
	02/08/05		93.09		22.35	70.74
	04/21/05		93.09		21.89	71.20
MW-26	12/30/03		106.56		20.50	86.06
	04/21/05		95.96		23.36	72.60
MW-27	04/20/05	15.0-30.0	91.4		17.02	74.38
MW-28	04/20/05	15.0-30.0	91.46		18.87	72.59
MW-29	04/20/05	15.0-30.0	91.09		19.06	72.03
MW-30	04/20/05	15.0-30.0	92.77		22.86	69.91
MW-31	04/20/05	20.0-35.0	95.2		26.51	68.69
MW-32	04/20/05	15.0-30.0	92.87		23.66	69.21
MW-33	04/20/05	20.0-35.0	93.84		25.27	68.57
MW-34	04/20/05	20.0-35.0	94.77		26.11	68.66
MW-35	04/20/05	20.0-35.0	93.71		25.14	68.57
MW-36	04/20/05	20.0-35.0	93.89		24.96	68.93
MW-37	04/20/05	20.0-35.0	93.78		25.25	68.53
MW-38	04/20/05	20.0-35.0	95.53		26.78	68.75
MW-39	04/20/05	20.0-35.0	96.19		27.65	68.54
MW-40	04/20/05	20.0-35.0	95.69		27.31	68.38
MW-41	04/20/05	20.0-35.0	94.85		26.68	68.17
MW-42	04/20/05	20.0-35.0	95.81		27.53	68.28
MW-43	04/21/05	20.0-40.0	95.15		26.28	68.87
MW-44	04/21/05	16.0-31.0	94.57		25.03	69.54
MW-45	04/21/05	15.0-30.0	92.51		23.39	69.12
MW-46	04/21/05	20.0-35.0	94.5		25.71	68.79
MW-47	04/21/05	20.0-35.0	92.44		23.61	68.83
MW-48	04/21/05	15.0-30.0	89.95		20.75	69.20
MW-49	04/21/05	15.0-30.0	88.18		18.39	69.79
MW-50	04/21/05	15.0-30.0	84.09		15.15	68.94

Monitoring Well	Date	Depth of Screen Below Ground Surface	TOC Elevation	Depth to Product from TOC	Depth to Water from TOC	Groundwater Elevation
MW-51	04/21/05	20.0-35.0	93.91		24.66	69.25
MW-52	04/21/05	15.0-30.0	90.21		21.88	68.33
MW-53	04/21/05	5.0-20.0	79.6		11.55	68.05
MW-54	04/21/05	5.0-20.0	77.58		12.31	65.27
MW-55	04/21/05	4.0-14.0	71.22		4.88	66.34
MW-56	04/21/05	5.0-20.0	76.39		8.90	67.49
MW-57	04/21/05	4.0-14.0	67.2		1.41	65.79
MW-58	04/21/05	4.0-19.0	76.37		10.65	65.72
MW-59	04/21/05	2.0-17.0	68.02		4.64	63.38
MW-60	04/21/05	4.0-14.0	67.94		5.29	62.65
MW-5aR	04/20/05	18.0-28.0	94.18		22.68	71.50
PW-1R	04/20/05	45.0 - 50.0	93.75		25.16	68.59
RW-1R	04/20/05	9.0-29.0	93.66		24.69	68.97
DW-1	12/30/03	65.0 - 70.0	105.43		45.44	59.99
	04/21/05		94.66		45.38	49.28
DW-2	12/30/03	70.0 - 75.0	104.82		44.67	60.15
	04/21/05		94.02		44.55	49.47
DW-3	12/30/03	47.0 - 52.0			24.54	
	02/08/05		93.75		24.95	68.80
	04/21/05		93.75		25.27	68.48
DW-4	04/21/05	105.0 - 110.0	93.79		42.68	51.11
DW-5	04/21/05	65.0 - 70.0	93.74		43.77	49.97
DW-6	04/21/05	65.0 - 70.0	95.9		46.38	49.52
DW-7	04/21/05	50.0 - 55.0	72.79		24.71	48.08
DW-8	04/21/05	50.0 - 55.0	68.63		21.21	47.42
DW-9	05/17/05	60.0 - 65.0	76.47		28.78	47.69
MW-61	05/17/05	20.0 - 35.0	91.00		21.25	69.75
MW-62	05/17/05	20.0 - 35.0	94.05		24.99	69.06
MW-63	05/17/05	20.0 - 35.0	94.65		26.41	68.24
MW-64	05/17/05	20.0 - 35.0	94.36		26.74	67.62
MW-65	05/17/05	20.0 - 35.0	94.04		26.46	67.58
MW-66	05/17/05	20.0 - 35.0	95.25		27.50	67.75
MW-67	05/17/05	20.0 - 35.0	96.10		27.72	68.38
MW-68	05/18/05	20.0 - 35.0	94.02		26.46	67.56
MW-69	05/18/05	20.0 - 35.0	94.36		26.85	67.51
MW-70	05/18/05	20.0 - 35.0	95.49		27.30	68.19

1) All TOC elevations relative to an arbitrary assigned datum of 93.97 feet onsite.

2) Corrected groundwater elevation = TOC - (measured water level - (0.78 x product thickness))

3) Screening depths are unknown for wells MW-11,MW-12,MW-13,MW-25,MW-26.

4) Wells MW-61 through MW-70 and DW-9 were tied into original survey by Consultech.

Table 3
BTEX and PNA Analytical Results (mg/kg)
Handy Pantry #65 & Clouds Chevron
Columbia, SC - USTs #07584 & #07777

Sample	Date	Benzene	Toluene	Ethylbenzene	Xylenes	Naphthalene
RBSL		*0.007*	*1.45*	*1.15*	*14.5*	*0.036*
MW-57	03/21/05	**0.120**	0.064	0.011	0.038	<0.004
MW-58	03/22/05	**0.481**	0.008	0.054	0.023	0.032
MW-56	03/21/05	<0.001	<0.001	<0.001	<0.001	<0.004
MW-54	03/22/05	**0.015**	<0.002	<0.002	<0.002	<0.006
MW-53	03/22/05	**0.017**	<0.002	<0.002	<0.002	<0.005
MW-52	03/23/05	<0.002	<0.002	<0.002	<0.002	<0.004
MW-45	03/24/05	<0.002	<0.002	<0.002	<0.002	<0.004
MW-43	03/24/05	<0.002	<0.002	<0.002	<0.002	<0.004
MW-47	03/31/05	<0.002	<0.002	<0.002	<0.002	<0.004
MW-49	03/31/05	<0.002	<0.002	<0.002	<0.002	<0.004
MW-28	03/31/05	<0.002	<0.002	<0.002	<0.002	<0.004
MW-33	03/30/05	**0.818**	**2.400**	0.292	1.450	**<0.192**
MW-32	03/30/05	**0.017**	0.331	0.553	1.920	**0.876**
MW-35	03/30/05	**0.032**	0.081	0.058	0.144	0.015
MW-36	03/30/05	**0.020**	0.053	0.025	0.100	**0.112**
MW-34	04/01/05	**<0.074**	0.466	0.174	0.954	**<0.185**
MW-37	04/01/05	**0.100**	0.066	0.072	0.111	0.035
MW-38	04/04/05	<0.002	<0.002	<0.002	<0.002	<0.005
MW-39	04/04/05	<0.002	0.006	<0.002	0.005	0.010
MW-41	04/04/05	**0.121**	0.660	0.172	0.693	**0.073**

Table 5
BTEX and PNA Groundwater Analytical Results (ug/l)
Handy Pantry #65 & Clouds Chevron
Columbia, SC - USTs #07584 & #07777

Sample ID	Date	Benzene	Toluene	Ethylbenzene	Xylenes	MTBE	Naphthalene	1,2 DCA
RBSL		*5*	*1,000*	*700*	*10,000*	*40*	*25*	*NA*
MW-1	11/18/03	<1	1.3	<1	1.6	<1	<5	NS
	04/19/05	<1	<1	<1	<1	<1	<5	<1
MW-2	11/18/03	**17,900**	**34,600**	**3,630**	**17,000**	**6,150**	<250	NS
	04/19/05	**4,230**	**9,910**	**1,250**	8,540	**4,910**	**1,410**	<1
MW-3	10/27/03	**11,300**	**72,500**	**3,980**	**20,800**	**20,200**	**870**	NS
	04/19/05	**5,620**	**14,200**	**2,940**	7,530	**10,900**	**910**	<5
MW-4	11/18/03	<1	1.8	<1	2.8	1.2	<5	NS
	04/19/05	<1	<1	<1	<1	2.6	<5	<1
MW-5	10/27/03	**779**	968	336	2,020	**89.5**	**1240**	NS
	04/19/05	**1,140**	**4,790**	**1,940**	**10,400**	13	**570**	<1
MW-6	11/18/03	**13.2**	3.8	<1	66.5	<1	<5	NS
	04/19/05	**16.1**	1.5	<1	119.0	<1	7.1	<1
MW-7	11/18/03	<1	<1	<1	<1	<1	<5	NS
	04/19/05	<1	<1	<1	<1	<1	<5	<1
MW-8	11/18/03	<1	<1	<1	<1	<1	<5	NS
	04/19/05	<1	<1	<1	<1	<1	<5	<1
MW-9	11/18/03	**.01' LPH**	**.01' LPH**	**.01' LPH**	**.01' LPH**	**.01' LPH**	**.01' LPH**	NS
	04/19/05	**2,280**	**9,010**	773	**5,230**	34.3	**900**	<1
MW-10	11/18/03	**.10' LPH**	**.10' LPH**	**.10' LPH**	**.10' LPH**	**.10' LPH**	**.10' LPH**	NS
	04/19/05	**6,200**	**23,800**	**3,320**	**33,200**	**890**	**1,440**	422
MW-11	11/18/03	**28.4**	46.4	1.2	9.3	<1	<5	NS
	04/19/05	**34.5**	20.0	2.0	8.0	<1	<5	<1
MW-12	11/18/03	**5,400**	125	489	203	**682**	<50	NS
	04/21/05	**8,550**	**4,000**	**1,460**	2,640	**69**	**314**	<1
MW-13	11/18/03	**120**	<1	17	43	8	<5	NS
	04/21/05	<1	<1	<1	<1	<1	<5	<1
MW-15	11/18/03	**.03' LPH**	**.03' LPH**	**.03' LPH**	**.03' LPH**	**.03' LPH**	**.03' LPH**	NS
	04/19/05	**565**	**1,950**	617	3,760	5.6	**859**	<1
MW-16	11/18/03	**436**	300	66	244	<10	<50	NS
	04/21/05	<1	1.6	<1	7.7	<1	<5	<1
MW-17	11/18/03	**.65' LPH**	**.65' LPH**	**.65' LPH**	**.65' LPH**	**.65' LPH**	**.65' LPH**	NS
	04/21/05	**4,720**	**32,600**	**4,440**	**23,700**	2.2	**620**	<1
MW-18	10/29/03	**.13' LPH**	**.13' LPH**	**.13' LPH**	**.13' LPH**	**.13' LPH**	**.13' LPH**	NS
	04/20/05	**6,910**	**17,400**	**2,530**	**13,800**	**8,920**	**1,580**	<10
MW-19	10/29/03	**.02' LPH**	**.02' LPH**	**.02' LPH**	**.02' LPH**	**.02' LPH**	**.02' LPH**	NS
	04/20/05	**18,200**	**63,600**	**2,980**	**16,300**	**962**	**2,290**	<10

Sample	Date	Benzene	Toluene	Ethylbenzene	Xylenes	MTBE	Naphthalenes	1,2 DCA
MW-20	10/29/03	**24,200**	**38,600**	**2,760**	**12,800**	**6,300**	**1,050**	NS
	04/20/05	**12,800**	**23,400**	**1,630**	**12,400**	**18000**	**1430**	<10
MW-21	10/29/03	**18.9**	240	537	3,830	<1	**116**	NS
	04/20/05	destroyed	destroyed	destroyed	destroyed	destroyed	destroyed	destroyed
MW-22	11/25/03	**30,000**	**48,200**	**6,550**	**31,900**	**1,560**	**3,380**	NS
	04/20/05	**800**	**3,640**	126	760	**1,800**	**148**	<20
MW-23	11/25/03	**43,000**	**85,500**	**4,140**	**85,000**	**5,800**	**1,140**	NS
	04/20/05	**1,770**	**1,250**	195	1,650	**1,390**	**140**	<10
MW-24	11/25/03	**35,000**	**37,600**	**2,760**	**12,300**	**7,750**	**595**	NS
	04/20/05	**1,340**	**1,520**	98	1,730	**610**	**66.5**	<5
MW-25	10/29/03	**10,300**	**37,400**	**3,300**	**17,600**	**80.0**	**1,080**	NS
	04/20/05	**6,900**	**41,800**	**7,800**	**45,600**	17.7	**3,180**	<1
MW-26	11/25/03	<1	<1	<1	<1	<1	<5	NS
	04/21/05	<1	<1	<1	<1	<1	<5	<1
MW-5a	10/27/03	**376**	960	510	2,560	<1	**89.8**	NS
MW-5aR	04/20/05	**2,250**	**3,100**	**1,500**	7,740	**2,500**	**796**	<20
PW-1	10/29/03	**3,230**	90	343	924	**1,850**	**290**	NS
PW-1R	04/20/05	**2,740**	**2,640**	732	2,460	**2,040**	**250**	<1
RW-1	10/29/03	**.01' LPH**	**.01' LPH**	**.01' LPH**	**.01' LPH**	**.01' LPH**	**.01' LPH**	NS
RW-1R	04/20/05	**9,700**	**17,000**	**2,800**	7,150	**3,100**	**932**	<20
MW-27	04/20/05	<1	1	<1	<1	<1	<5	<1
MW-28	04/20/05	<1	<1	<1	<1	<1	<5	<1
MW-29	04/20/05	<1	<1	<1	<1	<1	<5	<1
MW-30	04/20/05	<1	<1	<1	<1	<1	<5	<1
MW-31	04/20/05	**227**	251	261	450	2.2	**82.9**	<1
MW-32	04/21/05	**264**	740	406	2,440	<5	**176**	6.5
MW-33	04/20/05	**3,860**	**7,820**	938	4,660	25.6	**164**	<1
MW-34	04/20/05	**2,020**	**9,180**	**1,840**	**10,300**	<1	**1,060**	<1
MW-35	04/20/05	**4,090**	**4,060**	296	1,590	**1,730**	**238**	<10
MW-36	04/20/05	**302**	621	165	427	3.7	**29.4**	<1
MW-37	04/20/05	**764**	**1,750**	**780**	1,870	<1	**158**	<1
MW-38	04/20/05	<1	<1	<1	<1	<1	<5	<1
MW-39	04/20/05	**3,680**	**23,200**	**3,050**	**16,800**	**66.0**	**2,120**	<20
MW-40	04/20/05	**1,940**	**7,660**	**3,880**	5,220	1.8	**1,140**	<1
MW-41	04/20/05	**869**	**8,580**	462	2,370	<1	**182**	<1
MW-42	04/20/05	**16.0**	**2,460**	546	2,980	<1	**124**	<1
MW-43	03/24/05	<1	<1	<1	<1	<1	<5	<1
MW-43	04/21/05	<1	1	<1	<1	<1	<5	<1
MW-44	03/24/05	<1	<1	<1	<1	<1	<5	<1
MW-44	04/21/05	<1	<1	<1	<1	<1	<5	<1
MW-45	04/21/05	<1	<1	<1	<1	<1	<5	<1
MW-46	04/21/05	<1	<1	<1	<1	<1	<5	<1

Sample	Date	Benzene	Toluene	Ethylbenzene	Xylenes	MTBE	Napthalenes	1,2 DCA
MW-47	04/21/05	**5.8**	<1	<1	7.5	<1	<5	<1
MW-48	04/21/05	<1	<1	<1	<1	<1	<5	<1
MW-49	04/21/05	<1	<1	<1	<1	<1	<5	<1
MW-50	04/21/05	<1	<1	<1	<1	<1	<5	<1
MW-51	04/21/05	<1	<1	<1	<1	<1	<5	<1
MW-52	04/21/05	<1	<1	<1	<1	<1	<5	<1
MW-53	04/21/05	1.3	<1	<1	<1	<1	<5	<1
MW-54	04/21/05	**139**	<1	<1	2.8	14.8	<5	<1
MW-55	04/21/05	**213**	<1	5.8	<1	**329**	16.9	18.6
MW-56	03/22/05	<1	<1	<1	<1	<1	<5	NS
	04/21/05	<1	<1	<1	<1	<1	<5	<1
MW-57	03/22/05	**2,500**	**1,900**	360	1,400	**970**	**<50**	NS
	04/21/05	**8,390**	**5,400**	**1,170**	**4,390**	**1,590**	**240**	<1
MW-58	04/21/05	**5,920**	162	380	159	**442**	**218**	<1
MW-59	03/22/05	<1	<1	<1	<1	<1	<5	NS
	04/21/05	<1	<1	<1	<1	<1	<5	<1
MW-60	04/21/05	1.0	<1	<1	<1	<1	<5	<1
DW-1	10/27/03	<1	4.1	1.7	9	<1	<5	NS
	04/20/05	<1	<1	<1	<1	<1	<5	<1
DW-2	10/27/03	2.0	1.6	<1	1.6	4.6	<5	NS
	04/20/05	3.1	6.7	1.1	5.8	4.8	<5	<1
DW-3	12/30/03	**7,160**	**5,320**	**1,130**	2,660	**2,260**	**256**	<1
	04/20/05	**6,350**	**4,600**	265	2,400	**5,350**	**86.7**	<1
DW-4	04/21/05	**74.0**	380	102	524	11.5	**48.0**	9.5
DW-5	04/21/05	2.8	6.4	1.4	1.8	<1	<5	1.9
DW-6	04/20/05	<1	3.2	<1	3.2	<1	<5	<1
DW-7	04/21/05	**87.0**	69.4	11.2	33.1	17.2	8.0	<1
DW-8	04/21/05	<1	<1	<1	<1	<1	<5	<1
Creek	11/18/03	<1	<1	<1	<1	1	<5	NS
SW-1	04/21/05	**200**	38.1	11.7	28.8	**143**	<5	4.7
ST-1	06/02/05	**390**	110	31.0	67.0	**140**	5.3	NS
DW-9	05/17/05	**6.8**	1.5	<1	<1	<1	<5	NS
MW-61	05/17/05	<1	<1	<1	<1	<1	<5	NS
MW-62	05/17/05	<1	<1	<1	<1	<1	<5	NS
MW-63	05/17/05	<1	<1	<1	<1	<1	<5	NS
MW-64	05/17/05	**2,460**	76.6	382	48.8	**444**	**151**	NS
MW-65	05/17/05	**2,860**	**2,610**	**1,760**	1,720	**43.7**	**745**	NS
MW-66	05/17/05	3.8	2.3	5.2	318	<1	**80.1**	NS
MW-67	05/17/05	<1	<1	<1	2.6	<1	<5	NS
MW-68	05/18/05	**6.6**	<1	<1	<1	<1	<5	NS
MW-69	05/18/05	<1	<1	<1	<1	<1	<5	NS
MW-70	05/18/05	<1	<1	<1	<1	<1	<5	NS

Sample	Date	Benzene	Toluene	Ethylbenzene	Xylenes	MTBE	Naphthalenes	1,2 DCA
WS-1 31'	02/23/05	<1	1.4	1.3	6.7	<1	<5	NS
WS-2 26'	02/24/05	<1	<1	<1	<1	<1	<5	NS
WS-3 24'	02/24/05	<1	<1	<1	<1	<1	<5	NS
WS-4 14'	02/24/05	<1	<1	<1	<1	<1	<5	NS
WS-5 14'	02/24/05	**972**	<1	16.3	<1	**516**	**39.2**	NS
WS-6 24'	02/24/05	<1	<1	<1	2.4	<1	<5	NS
WS-7 28'	02/24/05	<1	<1	<1	<1	<1	<5	NS
WS-8 28'	02/24/05	<1	<1	<1	<1	<1	<5	NS
WS-9 28'	02/24/05	<1	<1	<1	<1	<1	<5	NS
WS-10 16'	02/24/05	**4,300**	113	93	148	**506**	**142**	NS

Table 6
Groundwater Natural Attenuation, EDB, and Lead Results
Handy Pantry #65 & Clouds Chevron
Columbia, SC - USTs #07584 & #07777

Well Number	Date	EDB (ug/l)	Total 8 Oxygenates	Total Lead (mg/l)	Nitrate (mg/l)	Sulfate (mg/l)	Dissolved Iron (mg/l)	Methane (mg/l)
RBSL		0.05	NA	0.015	NA	NA	N/A	N/A
MW-1	11/18/03	<0.02	NM	NA	NA	NA	NA	NM
	04/19/05	<0.02	101.8	<0.005	NM	NM	NM	NM
MW-2	11/18/03	**108**	NM	NA	NA	NA	NA	NM
	04/19/05	<0.02	14,463	**0.211**	NM	NM	NM	NM
MW-3	10/27/03	**66.1**	NM	NA	NA	NA	NA	NM
	04/19/05	<0.02	19,820	**1.050**	NM	NM	NM	NM
MW-4	11/18/03	**0.15**	NM	NA	NA	NA	NA	NM
	04/19/05	<0.02	<10	<0.005	NM	NM	NM	NM
MW-5	10/27/03	**1.62**	NM	NA	NA	NA	NA	NM
	04/19/05	**2.81**	1,478	**0.289**	NM	NM	NM	NM
MW-6	11/18/03	<0.02	NM	NA	NA	NA	NA	NM
	04/19/05	<0.02	533.5	0.006	NM	NM	NM	NM
MW-7	11/18/03	<0.02	NM	NA	NA	NA	NA	NM
	04/19/05	<0.02	<10	0.009	NM	NM	NM	NM
MW-8	11/18/03	<0.02	NM	NA	NA	NA	NA	NM
	04/19/05	<0.02	<10	<0.005	NM	NM	NM	NM
MW-9	11/18/03	NM	NM	NA	NA	NA	NA	NM
	04/19/05	<0.02	4,680.3	**0.029**	NM	NM	NM	NM
MW-10	11/18/03	NM	NM	NA	NA	NA	NA	NM
	04/19/05	<0.02	30,884	<0.005	NM	NM	NM	NM
MW-11	11/18/03	<0.02	NM	NA	NA	NA	NA	NM
	04/19/05	<0.02	1,742.5	<0.005	NM	NM	NM	NM
MW-12	11/18/03	0.04	NM	NA	NA	NA	NA	NM
	04/21/05	**0.10**	11,668.3	<0.005	NM	NM	NM	NM

Well Number	Date	EDB (ug/l)	Total 8 Oxygenates	Total Lead (mg/l)	Nitrate (mg/l)	Sulfates (mg/l)	Dissolved Iron (mg/l)	Methane (mg/l)
MW-13	11/18/03	<0.02	NM	NA	NA	NA	NA	NM
	04/21/05	<0.02	<10	<0.005	NM	NM	NM	NM
MW-15	11/18/03	NM	NM	NA	NA	NA	NA	NM
	04/19/05	<0.02	1,185.3	<0.005	NM	NM	NM	NM
MW-16	11/18/03	<0.02	NM	NA	NA	NA	NA	NM
	04/21/05	<0.02	187.7	<0.005	NM	NM	NM	NM
MW-17	11/18/03	NM	NM	NA	NA	NA	NA	NM
	04/21/05	<0.02	15,212.9	**0.048**	NM	NM	NM	NM
MW-18	10/29/03	NM	NM	NA	NA	NA	NA	NM
	04/20/05	**11.2**	37,669	**0.131**	NM	NM	NM	NM
MW-19	10/29/03	NM	NM	NA	NA	NA	NA	NM
	04/20/05	**24.1**	18,420	**0.085**	NM	NM	NM	NM
MW-20	10/29/03	<0.02	NM	NA	NA	NA	NA	NM
	04/20/05	<0.02	24,311	**0.222**	NM	NM	NM	NM
MW-21	10/29/03	<0.02	NM	NA	NA	NA	NA	NM
	04/20/05	Destroyed	Destroyed	Destroyed	Destroyed	Destroyed	Destroyed	Destroyed
MW-22	11/25/03	<0.02	NM	NA	NA	NA	NA	NM
	04/20/05	0.04	10,104	<0.005	NM	NM	NM	NM
MW-23	11/25/03	**3.51**	NM	NA	NA	NA	NA	NM
	04/20/05	<0.02	6,384	**0.026**	NM	NM	NM	NM
MW-24	11/25/03	**168**	NM	NA	NA	NA	NA	NM
	04/20/05	**26.3**	6,549	**0.123**	NM	NM	NM	NM
MW-25	10/29/03	<0.02	NM	NA	NA	NA	NA	NM
	04/20/05	<0.02	154	**0.106**	NM	NM	NM	NM
MW-26	11/25/03	0.05	NM	NA	NA	NA	NA	NM
	04/21/05	<0.02	<10	<0.005	NM	NM	NM	NM

Well Number	Date	EDB (ug/l)	Total 8 Oxygenates	Total Lead (mg/l)	Nitrate (mg/l)	Sulfate (mg/l)	Dissolved Iron (mg/l)	Methane (mg/l)
MW-5a	10/27/03	<0.02	NM	NA	NA	NA	NA	NM
MW-5aR	04/20/05	<0.02	11,498	**0.017**	NM	NM	NM	NM
PW-1	10/29/03	<0.02	NM	NA	NA	NA	NA	NM
PW-1R	04/20/05	<0.02	10,397	<0.005	NM	NM	NM	NM
RW-1	10/29/03	NM	NM	NA	NA	NA	NA	NM
RW-1R	04/20/05	**4.32**	24,210	**0.05**	NM	NM	NM	NM
MW-27	04/20/05	**11.1**	<10	<0.005	4.85	61.2	0.556	<0.026
MW-28	04/20/05	**5.17**	<10	<0.005	2.54	33	0.087	<0.026
MW-29	04/20/05	<0.02	<10	**0.086**	2.64	21.4	0.068	<0.026
MW-30	04/20/05	<0.02	<10	<0.005	1.49	48.8	0.102	<0.026
MW-31	04/20/05	<0.02	1,429	<0.005	<0.1	<1.0	12.8	<0.026
MW-32	04/21/05	<0.02	3,769	<0.005	0.12	21.9	0.923	<0.026
MW-33	04/20/05	<0.02	14,747.5	**0.027**	0.3	24.2	9.99	<0.026
MW-34	04/20/05	<0.02	813.1	<0.005	<0.1	5.85	1.69	<0.026
MW-35	04/20/05	0.03	15,432	**0.036**	4.62	2.01	5.3	<0.026
MW-36	04/20/05	**0.48**	2,326	<0.005	<0.1	20.5	4.63	<0.026
MW-37	04/20/05	**2.01**	2,536.6	<0.005	<0.1	1.88	8.11	<0.026
MW-38	04/20/05	<0.02	<10	<0.005	3.47	5.02	1.03	<0.026
MW-39	04/20/05	<0.02	4,100	**0.121**	<0.1	16.9	<0.05	<0.026
MW-40	04/20/05	<0.02	3,250.7	0.01	<0.1	1.28	0.493	<0.026
MW-41	04/20/05	**1.98**	150.9	<0.005	0.11	70	0.947	<0.026
MW-42	04/20/05	**1.15**	82.4	<0.005	0.54	7.05	0.476	<0.026
MW-43	04/21/05	<0.02	<10	<0.005	4.09	1.92	<0.05	<0.026
MW-44	04/21/05	<0.02	<10	<0.005	4.09	<1.0	0.212	<0.026
MW-45	04/21/05	<0.02	<10	0.012	6.14	13.6	<0.05	<0.026
MW-46	04/21/05	<0.02	<10	<0.005	5.64	<1.0	1.22	<0.026

Well Number	Date	EDB (ug/l)	Total Oxygenates	Total Lead (mg/l)	Nitrate (mg/l)	Sulfate (mg/l)	Dissolved Iron (mg/l)	Methane (mg/l)
MW-47	04/21/05	<0.02	4,133.2	<0.005	4.58	6.15	0.056	<0.026
MW-48	04/21/05	<0.02	49.9	0.007	8.85	126	<0.05	<0.026
MW-49	04/21/05	<0.02	<10	<0.005	18.4	61	<0.05	<0.026
MW-50	04/21/05	<0.02	<10	<0.005	0.67	51.5	<0.05	<0.026
MW-51	04/21/05	<0.02	<10	<0.005	4.52	1.7	<0.05	<0.026
MW-52	04/21/05	<0.02	<10	<0.005	4.74	4.14	0.821	<0.026
MW-53	04/21/05	<0.02	628.8	<0.005	1.48	14.6	3.01	<0.026
MW-54	04/21/05	<0.02	314.7	**0.06**	<0.1	24.6	<0.05	1.53
MW-55	04/21/05	<0.02	1,005.4	<0.005	<0.1	19.9	1.68	<0.026
MW-56	04/21/05	<0.02	<10	<0.005	4.25	36.4	<0.05	0.076
MW-57	04/21/05	0.05	1,259	<0.005	<0.1	5.21	2.22	2.62
MW-58	04/21/05	<0.02	10,668	**0.017**	<0.1	65	2.76	0.293
MW-59	04/21/05	<0.02	<10	**0.022**	1.37	21.5	<0.05	<0.026
MW-60	04/21/05	<0.02	<10	0.005	0.32	18.2	<0.05	0.033
DW-1	10/27/03	<0.02	NM	NA	NA	NA	NA	NM
	04/20/05	<0.02	17.4	<0.005	NM	NM	NM	NM
DW-2	10/27/03	<0.02	NM	NA	NA	NA	NA	NM
	04/20/05	<0.02	4.8	<0.005	NM	NM	NM	NM
DW-3	12/30/03	0.05	NM	NA	NA	NA	NA	NM
	04/20/05	**1.08**	15,300	<0.005	NM	NM	NM	NM
DW-4	04/21/05	**1.46**	159.5	<0.005	0.75	17.5	<0.05	<0.026
DW-5	04/21/05	<0.02	<10	<0.005	0.44	80.3	<0.05	<0.026
DW-6	04/20/05	**0.11**	<10	0.023	0.36	37.5	<0.05	<0.026
DW-7	04/21/05	<0.02	53.6	0.008	0.51	35	<0.05	<0.026
DW-8	04/21/05	<0.02	<10	**0.034**	0.72	87.1	<0.05	<0.026
Creek	11/18/03	NM	NM	NA	NA	NA	NA	NM
SW-1	04/21/05	<0.02	580.8	<0.005	NM	NM	NM	NM

Well Number	Date	EDB (ug/l)	Total 8 Oxygenates	Total Lead (mg/l)	Nitrate (mg/l)	Sulfate (mg/l)	Dissolved Iron (mg/l)	Methane (mg/l)
DW-9	06/02/05	NM	NM	NM	NM	NM	NM	NM
MW-61	06/02/05	NM	NM	NM	NM	NM	NM	NM
MW-62	06/02/05	<0.02	NM	NM	NM	NM	NM	NM
MW-63	06/02/05	<0.02	NM	NM	NM	NM	NM	NM
MW-64	06/02/05	0.025	NM	NM	NM	NM	NM	NM
MW-65	06/02/05	**0.26**	NM	NM	0.35	NM	4.0	NM
MW-66	06/02/05	<0.02	NM	NM	5.1	NM	1.2	NM
MW-67	06/02/05	<0.02	NM	NM	NM	NM	NM	NM
MW-68	06/02/05	<0.02	NM	NM	NM	NM	NM	NM
MW-69	06/02/05	<0.02	NM	NM	3.4	NM	<0.50	NM
MW-70	06/02/05	<0.02	NM	NM	NM	NM	NM	NM

Table 7
Groundwater 8 - Oxygenates
Handy Pantry #65 & Clouds Chevron
Columbia, SC - USTs #07584 & #07777

Well Number	Date	Ethyl-t-butylether (ug/l)	Tert-amyl methyl ether (ug/l)	Tertiary butyl alcohol (ug/l)	Ethanol (ug/l)	T-amyl alcohol (ug/l)	T-butyl Formate (ug/l)	Ethyl-t-butyl alcohol (ug/l)	Diisopropyl ether (ug/l)
RBSL		NA	NA	NA	NA	NA	N/A	NA	N/A
MW-1	04/19/05	<1.0	<1.0	45.4	<100	56.4	<10.0	<10.0	<5.0
MW-2	04/19/05	<1.0	114	1380	<100	11000	<10.0	1650	319
MW-3	04/19/05	<5	120	1200	<500	15200	<50	2490	810
MW-4	04/19/05	<1.0	<1.0	<10.0	<100	<10.0	<10.0	<10.0	<5.0
MW-5	04/19/05	<1.0	<1.0	<10.0	<100	920	<10.0	558	<5.0
MW-6	04/19/05	<1.0	<1.0	38.5	<100	391	<10.0	104	<5.0
MW-7	04/19/05	<1.0	<1.0	<10.0	<100	<10.0	<10.0	<10.0	<5.0
MW-8	04/19/05	<1.0	<1.0	<10.0	<100	<10.0	<10.0	<10.0	<5.0
MW-9	04/19/05	<1.0	17.3	130	<100	3950	<10.0	463	120
MW-10	04/19/05	<20	300.0	834	<2000	22400	<200	4180	2280
MW-11	04/19/05	<1.0	<1.0	26.5	<100	1540	<10.0	176	<5.0
MW-12	04/21/05	<1.0	91.3	191	<100	9840	<10.0	730	816
MW-13	04/21/05	<1.0	<1.0	<10.0	<100	<10.0	<10.0	<10.0	<5.0
MW-15	04/20/05	<1.0	<1.0	36.3	<100	957	<10.0	192	<5.0
MW-16	04/21/05	<1.0	<1.0	<10.0	<100	171	<10.0	16.7	<5.0
MW-17	04/21/05	<1.0	<1.0	97.8	<100	13800	<10.0	1260	55.1
MW-18	04/20/05	<1.0	759	1170	<100	28800	<10.0	4900	2040
MW-19	04/20/05	<1.0	607	1740	<100	9730	<10.0	4040	2910
MW-20	04/20/05	<10	641	3920	<1000	14600	<100	2950	2200

Well Number	Date	Ethyl-t-butylether (ug/l)	Teramyl methyl ether (ug/l)	Tertiary butyl alcohol (ug/l)	Ethanol (ug/l)	Tamlyl alcoliol (ug/l)	Tributyl Formate (ug/l)	Ethyl-t-butyl alcohol (ug/l)	Diisopropyl ether (ug/l)
MW-22	04/20/05	<20	788	484	<2000	5540	<200	872	2420
MW-23	04/20/05	<1.0	83	<10.0	<100	5210	<10.0	777	314
MW-24	04/20/05	<1.0	60	<10.0	<100	4890	<10.0	1150	449
MW-25	04/20/05	<1.0	<1.0	<10.0	<100	<10.0	<10.0	<10.0	154
MW-26	04/21/05	<1.0	<1.0	<10.0	<100	<10.0	<10.0	<10.0	<5.0
MW-5aR	04/20/05	<20	1430	608	<2000	5120	<200	1100	3240
PW-1R	04/20/05	<1.0	171	<10.0	<100	8380	<10.0	1210	636
RW-1R	04/20/05	<20	1080	1470	<2000	14500	<200	3320	3840
MW-27	04/20/05	<1.0	<1.0	<10.0	<100	<10.0	<10.0	<10.0	<5.0
MW-28	04/20/05	<1.0	<1.0	<10.0	<100	<10.0	<10.0	<10.0	<5.0
MW-29	04/20/05	<1.0	<1.0	<10.0	<100	<10.0	<10.0	<10.0	<5.0
MW-30	04/20/05	<1.0	<1.0	<10.0	<100	<10.0	<10.0	<10.0	<5.0
MW-31	04/20/05	<1.0	<1.0	<10.0	<100	1100	<10.0	329	<5.0
MW-32	04/21/05	<5	<5	202	<500	3220	<50	347	<25
MW-33	04/20/05	<1.0	65.5	<10.0	<100	13100	<10.0	1190	392
MW-34	04/20/05	<1.0	<1.0	<10.0	<100	<10.0	<10.0	779	34.1
MW-35	04/20/05	<10	286	536	<1000	11400	<100	2010	1200
MW-36	04/20/05	<1.0	<1.0	<10.0	<100	2000	<10.0	326	<5.0
MW-37	04/20/05	<1.0	2.4	<10.0	<100	1420	<10.0	1100	14.2
MW-38	04/20/05	<1.0	<1.0	<10.0	<100	<10.0	<10.0	<10.0	<5.0
MW-39	04/20/05	<20	<20	<200	<2000	2180	<200	1920	<100
MW-40	04/20/05	<1.0	17.7	<10.0	1130	630	<10.0	1290	183
MW-41	04/20/05	<1.0	1.6	<10.0	<100	<10.0	<10.0	130	19.3
MW-42	04/20/05	<1.0	<1.0	<10.0	<100	<10.0	<10.0	82.4	<5.0
MW-43	04/21/05	<1.0	<1.0	<10.0	<100	<10.0	<10.0	<10.0	<5.0
MW-44	04/21/05	<1.0	<1.0	<10.0	<100	<10.0	<10.0	<10.0	<5.0
MW-45	04/21/05	<1.0	<1.0	<10.0	<100	<10.0	<10.0	<10.0	<5.0

Well Number	Date	Ethyl-t-butylether (ug/l)	Tert-amyl methyl ether (ug/l)	Tertiary butyl alcohol (ug/l)	Ethanol (ug/l)	T-amyl alcohol (ug/l)	T-butyl formate (ug/l)	Ethyl-t-butyl alcohol (ug/l)	Diisopropyl ether (ug/l)
MW-46	04/21/05	<1.0	<1.0	<10.0	<100	<10.0	<10.0	<10.0	<5.0
MW-47	04/21/05	<1.0	<1.0	54.2	<100	3710	<10.0	369	<5.0
MW-48	04/21/05	<1.0	<1.0	<10.0	<100	49.9	<10.0	<10.0	<5.0
MW-49	04/21/05	<1.0	<1.0	<10.0	<100	<10.0	<10.0	<10.0	<5.0
MW-50	04/21/05	<1.0	<1.0	<10.0	<100	<10.0	<10.0	<10.0	<5.0
MW-51	04/21/05	<1.0	<1.0	<10.0	<100	<10.0	<10.0	<10.0	<5.0
MW-52	04/21/05	<1.0	<1.0	<10.0	<100	<10.0	<10.0	<10.0	<5.0
MW-53	04/21/05	<1.0	<1.0	19.9	<100	533	<10.0	75.9	<5.0
MW-54	04/21/05	<1.0	5.2	<10.0	<100	263	<10.0	17.5	29
MW-55	04/21/05	<1.0	11.2	129	<100	724	<10.0	59.2	63.4
MW-56	04/21/05	<1.0	<1.0	<10.0	<100	<10.0	<10.0	<10.0	<5.0
MW-57	04/21/05	<1.0	129	<10.0	<100	<10.0	<10.0	344	786
MW-58	04/21/05	<1.0	<1.0	<10.0	<100	9900	<10.0	288	480
MW-59	04/21/05	<1.0	<1.0	<10.0	<100	<10.0	<10.0	<10.0	<5.0
MW-60	04/21/05	<1.0	<1.0	<10.0	<100	<10.0	<10.0	<10.0	<5.0
DW-1	04/20/05	<1.0	<1.0	<10.0	<100	<10.0	<10.0	<10.0	17.4
DW-2	04/20/05	<1.0	<1.0	<10.0	<100	<10.0	<10.0	<10.0	<5.0
DW-3	04/20/05	<1.0	360	1810	<100	11700	<10.0	<10.0	1430
DW-4	04/21/05	<5	<5	<50	<500	150	<50	<50	<25
DW-5	04/21/05	<1.0	<1.0	<10.0	<100	<10.0	<10.0	<10.0	<5.0
DW-6	04/21/05	<1.0	<1.0	<10.0	<100	<10.0	<10.0	<10.0	<5.0
DW-7	04/21/05	<1.0	3.3	<10.0	<100	<10.0	<10.0	35.8	14.5
DW-8	04/21/05	<1.0	<1.0	<10.0	<100	<10.0	<10.0	<10.0	<5.0
SW-1	04/21/05	<1.0	11	37	<100	422	<10.0	38.9	67.2

Smith Monitoring Maintenance Engineering, Inc.

GRAIN-SIZE DISTRIBUTION TEST REPORT

Project: Cloud's Chevron - Columbia
MEC Job Number: 96-125
Site Number 7777
Soil Description:
White clayey medium sand

Date: 16-Mar-97
Sample No.: MW-11 (28'-30')
Wt Wet 95.36
Wt Dry 80.50
Moisture% 18.46%

SIEVE ANALYSIS

Sieve Number	Grain Size, mm	Cum. % Retained	Mass Retained, g
10	2	16.51%	13.29
60	0.25	76.43%	48.24
230	0.063	82.39%	4.79

HYDROMETER READINGS

Sp. Gravity 1.0045

Sample Interval	Hydrometer Reading	L1 cm	L cm	D mm	Percent Coarser
2	1.0116	7.4	13.2	0.035	82.99%
12	1.0105	7.7	13.5	0.014	85.62%
15	1.0102	7.8	13.6	0.013	86.34%
30	1.0102	7.8	13.6	0.009	86.34%
60	1.0098	7.9	13.7	0.006	87.30%
250	1.0080	8.4	14.2	0.003	91.61%
1440	1.0075	8.5	14.3	0.001	92.81%

2523.44%

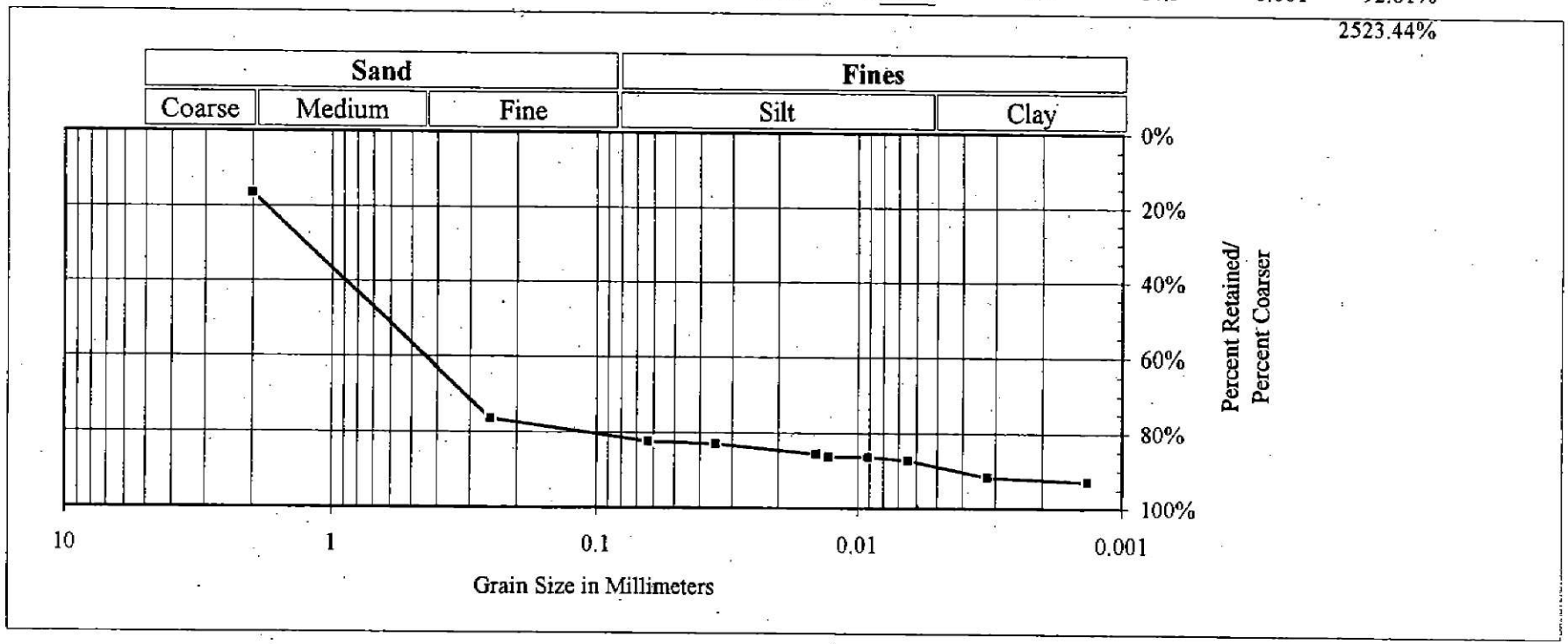

SCDHEC
IFB-29012-10/18/05-EMW
Page: 60

Smith Monitoring Maintenance Engineering, Inc.

GRAIN-SIZE DISTRIBUTION TEST REPORT

Project: Cloud's Chevron - Columbia
MEC Job Number: 96-125
Site Number 7777
Soil Description:
Red silty clay

Date: 16-Mar-97
Sample No.: MW-12 (18'-20')
Wt Wet 81.09
Wt Dry 58.33
Moisture% 39.02%

SIEVE ANALYSIS

Sieve Number	Grain Size, mm	Cum. % Retained	Mass Retained, g
10	2	0.03%	0.02
60	0.25	10.80%	6.28
230	0.063	12.72%	1.12

HYDROMETER READINGS

Sp. Gravity 1.0045

Sample Interval	Hydrometer Reading	L1 cm	L cm	D mm	Percent Coarser
2	1.0360	1.0	6.8	0.025	13.00%
12	1.0335	1.6	7.4	0.011	19.91%
15	1.0300	2.6	8.4	0.010	29.57%
30	1.0281	3.1	8.9	0.007	34.82%
60	1.0260	3.6	9.4	0.005	40.62%
250	1.0221	4.7	10.4	0.003	51.39%
1440	1.0185	5.6	11.4	0.001	61.33%

2874.34%

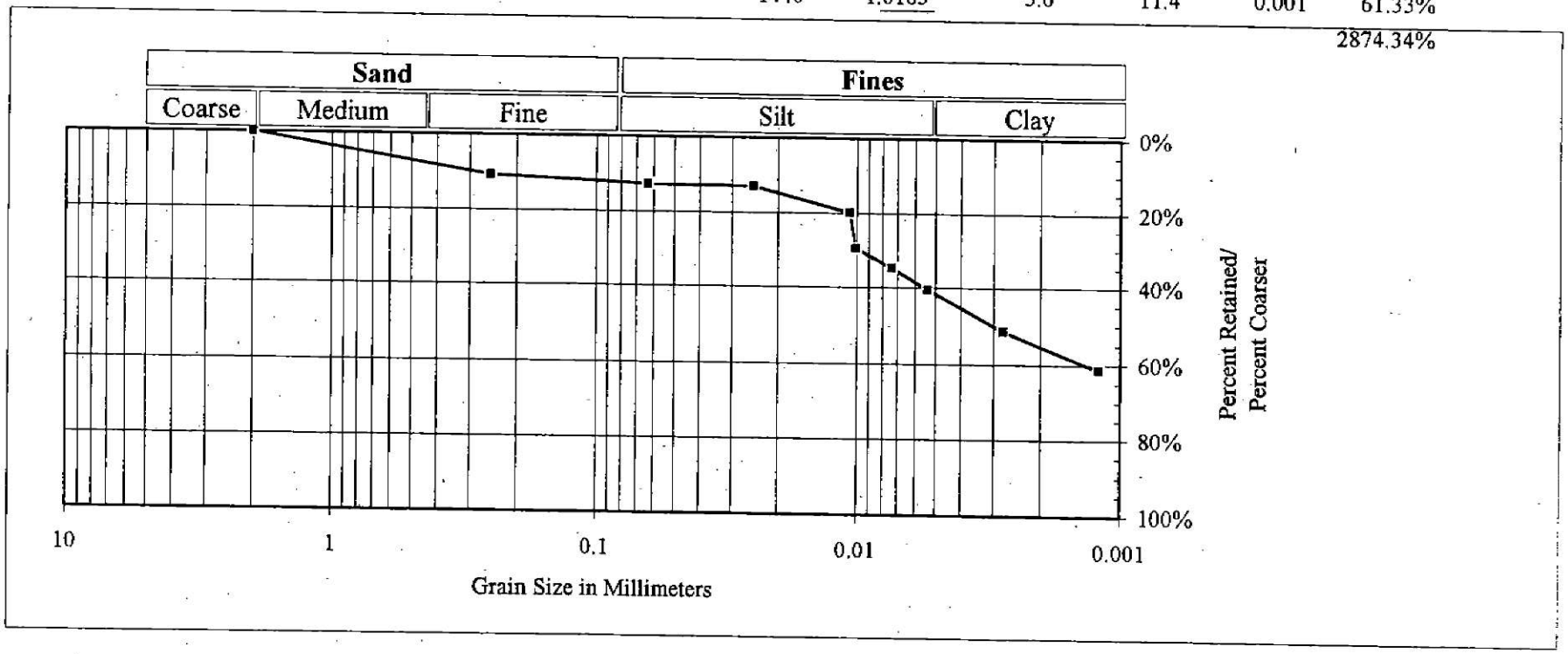

SCDHEC
IFB-29012-10/18/05-EMW
Page: 61

SUMMARY of SLUG TEST (page 1 of 3)

SOUTH CAROLINA
Department of Health and Environmental Control (DHEC)

Site Data

SITE ID # 7777 COUNTY Richland

FACILITY NAME Cloud's Chevron

SLUG DATA

See Appendix _____ Table _____ Figure _____ for a list of all data measurements.
(water level logs, etc.)(Complete as appropriate).
Water Level Recovery Data was measured by ORS Interface Probe
(Hermit Data Logger, Manually with Water Level Indicator, etc.)(List Method)
Complete the following table for each well tested.
COMPLETE A SECOND SHEET IF MORE THAN FOUR WELLS ARE TESTED

Slug Test Conducted in well(s) number	MW-1A	MW-2A	MW-3	MW-5
Initial Rise/Drawdown in well (feet)	0.09	1.86	1.77	0.65
Radius of well casing (feet)	0.083	0.083	0.083	0.083
Effective Radius of Well (feet)	0.33	0.33	0.35	0.35
Static Saturated Aquifer Thickness (feet)	7.31	3.59	3.46	5.97
Length of Well Screen (feet)	10	10	15	15
Static Height of Water Column in Well (ft)	20.69	25.41	22.04	22.53

Calculations

See Appendix _____ Table _____ Figure _____ for calculations
The method for aquifer calculations was NAVFAC
Calculated values by well were as follows:

Slug Test Conducted in Well(s) number	MW-1A	MW-2A	MW-3	MW-5	
Hydraulic Conductivity	2.87E-04	5.48E-04	6.96E-05	3.33E-05	cm/sec

Thickness of the aquifer used to calculate hydraulic conductivity was N/A feet.
The aquifer is _____ confined _____ semi-confined _____ water table (Check as Appropriate).
SEE SHEET 3
The estimated seepage velocity is _____ feet per year based on a hydraulic conductivity of _____ cm/sec, a hydraulic gradient of _____ ft/ft, and a porosity of _____ percent for _____ soil.

SUMMARY of SLUG TEST

SUMMARY of SLUG TEST (page 2 of 3)

SOUTH CAROLINA
Department of Health and Environmental Control (DHEC)

Site Data

SITE ID # 7777 COUNTY Richland

FACILITY NAME Cloud's Chevron

SLUG DATA

See Appendix _____ Table _____ Figure _____ for a list of all data measurements.
(water level logs, etc.)(Complete as appropriate).
Water Level Recovery Data was measured by ORS Interface Probe
(Hermit Data Logger, Manually with Water Level Indicator, etc..)(List Method)
Complete the following table for each well tested.
COMPLETE A SECOND SHEET IF MORE THAN FOUR WELLS ARE TESTED

Slug Test Conducted in well(s) number	MW-5A	MW-11	MW-12	MW-14
Initial Rise/Drawdown in well (feet)	0.08	0.43	0.1	0.1
Radius of well casing (feet)	0.083	0.083	0.083	0.083
Effective Radius of Well (feet)	0.33	0.33	0.33	0.33
Static Saturated Aquifer Thickness (feet)	6.14	10.02	24.9	14.41
Length of Well Screen (feet)	5	15	15	15
Static Height of Water Column in Well (ft)	23.26	19.98	5.1	15.59

Calculations

See Appendix _____ Table _____ Figure _____ for calculations
The method for aquifer calculations was NAVFAC
Calculated values by well were as follows:

Slug Test Conducted in Well(s) number	MW-5A	MW-11	MW-12	MW-14	
Hydraulic Conductivity	8.09E-04	1.73E-04	8.50E-05	8.24E-06	cm/sec

Thickness of the aquifer used to calculate hydraulic conductivity was N/A feet.
The aquifer is _____ confined _____ semi-confined _____ water table (Check as Appropriate).
SEE SHEET 3
The estimated seepage velocity is _____ feet per year based on a hydraulic conductivity of _____ cm/sec, a hydraulic gradient of _____ ft/ft, and a porosity of _____ percent for _____ soil.

SUMMARY of SLUG TEST

SUMMARY of SLUG TEST (page 3 of 3)

SOUTH CAROLINA
Department of Health and Environmental Control (DHEC)

Site Data

SITE ID # 7777 COUNTY Richland

FACILITY NAME Cloud's Chevron

SLUG DATA

See Appendix _____ Table _____ Figure _____ for a list of all data measurements.
(water level logs, etc.)(Complete as appropriate).
Water Level Recovery Data was measured by ORS Interface Probe .
(Hermit Data Logger, Manually with Water Level Indicator, etc..)(List Method)
Complete the following table for each well tested.
COMPLETE A SECOND SHEET IF MORE THAN FOUR WELLS ARE TESTED

Slug Test Conducted in well(s) number	MW-16	MW-17D		
Initial Rise/Drawdown in well (feet)	2.09	4.62		
Radius of well casing (feet)	0.083	0.083		
Effective Radius of Well (feet)	0.33	0.33		
Static Saturated Aquifer Thickness (feet)	11.83	14.36		
Length of Well Screen (feet)	15	15		
Static Height of Water Column in Well (ft)	18.17	44.64		

Calculations

See Appendix _____ Table _____ Figure _____ for calculations
The method for aquifer calculations was NAVFAC
Calculated values by well were as follows:

Slug Test Conducted in Well(s) number	MW-16	MW-17D		
Hydraulic Conductivity	9.50E-07	7.73E-07		cm/sec

Thickness of the aquifer used to calculate hydraulic conductivity was N/A feet.
The aquifer is _____ confined _____ semi-confined X water table (Check as Appropriate).
* Enter Values in Shaded Areas Only
The estimated seepage velocity is 72.94 feet per year based on a hydraulic conductivity of 2.01E-04 cm/sec, a hydraulic gradient of 1.40E-02 ft/ft, and a porosity of 4 percent for Sandy CLAY soil.

SUMMARY of SLUG TEST

Groundwater Seepage Velocity Calculations

SOUTH CAROLINA
Department of Health and Environmental Control (DHEC)

Site Data

SITE ID # 7777 Richland

FACILITY NAME Cloud's Chevron

Hydraulic Conductivity (average)

Hydraulic Conductivity Average = 2.01E-04 cm/sec

5.71E-01 ft./day

3.96E-04 ft./min

Groundwater Seepage Velocity

V = (Ki)/(Ne) (ft./day)

* Enter Values in Shaded Areas Only

where:

K = Hydraulic Conductivity (ft./day)
I = Hydraulic Gradient (ft./ft.)
Ne = Effective Permeability

K = 5.71E-01 ft./day
I = 1.00E-02 ft./ft.
Ne = 0.04

V = **1.43E-01** ft./day **52.10** ft./year

Groundwater Seepage Velocity Calculations

Inflow Permeability Calculation

Cloud's Chevron

Test Performed: 4/9/97

MW-1A

Type II (Uncased Well)

Static: 20.69 ft

*Enter Values in Shaded Areas Only

Time (min)	Depth	delta H	Ht/Ho
0.50	20.78	0.09	1.00
1.00	20.77	0.08	0.89
2.00	20.75	0.06	0.67
4.00	20.73	0.04	0.44
7.00	20.71	0.02	0.22
9.50	20.70	0.01	0.11

Information from data and plot of Ht/H0 vs time

Bore Hole Diameter:	8	in
Total Depth of Well:	28	ft
Stand Pipe Area:	50.27	in^2
	0.35	ft^2

Coordinates from Graph for Slope Calc:

H1/Ho:	1	
t1:	0.5	min
H2/Ho:	0.89	
t2:	1	min

H1:	0.09	H2:	0.08
t1:	0.50	t2:	1.00
Radius R:	4.00	in	
Radius R:	0.33	ft	
Depth D:	7.31	ft	
R/D:	0.046		
D/R:	21.93		

Shape Factor Determination Value: 0.99 *

*This value is used in conjunction with Figure 13 of Reference [1] to obtain the shape factor.

Shape Factor S: 0.1

Coeff. of Permeability (K):

5.64E-04 ft/min

8.13E-01 ft/day

2.87E-04 cm/sec

Ref [1]: Naval Fac. Engr. Command, Design Manual 7.01, soil Mechanics

Inflow for Type II Well MW-1A

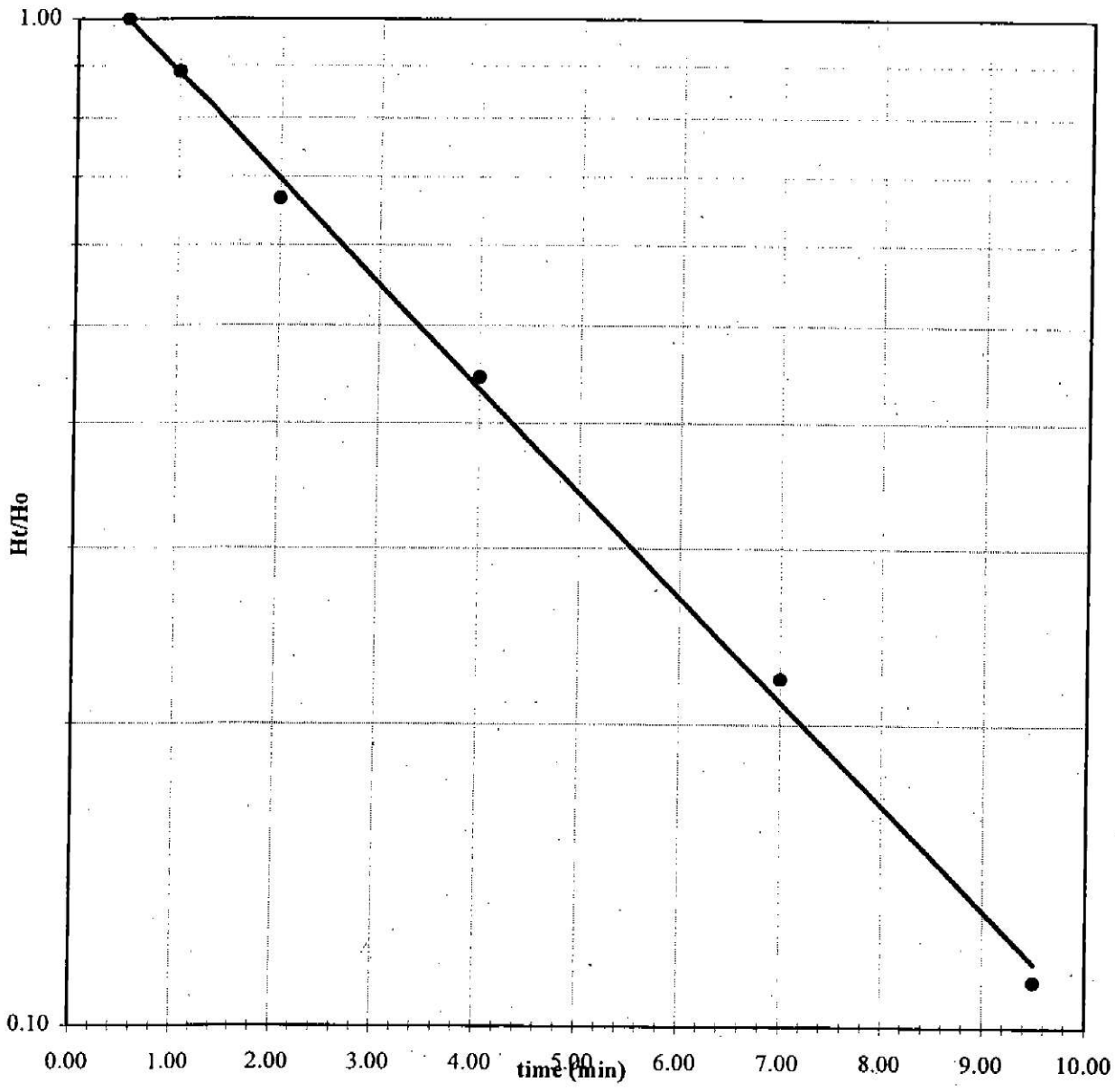

Midlands Environmental Consultants Inc.

Inflow Permeability Calculation

Cloud's Chevron

Test Performed: 4/9/97

MW-2A

Type II (Uncased Well)

Static: 25.41 ft

*Enter Values in Shaded Areas Only

Time (min)	Depth	delta H	Ht/Ho
0.50	27.27	1.86	1.00
1.00	27.05	1.64	0.88
2.00	26.68	1.27	0.68
3.50	26.15	0.74	0.40
4.50	25.82	0.41	0.22
5.50	25.70	0.29	0.16
6.50	25.60	0.19	0.10

Information from data and plot of Ht/H0 vs time

Bore Hole Diameter:	8	in
Total Depth of Well:	29	ft
Stand Pipe Area:	50.27	in^2
	0.35	ft^2

Coordinates from Graph for Slope Calc:

H1/Ho:	0.88	
t1:	1	min
H2/Ho:	0.16	
t2:	5.5	min

H1:	1.64	H2:	0.30
t1:	1.00	t2:	5.50
Radius	R:	4.00	in
Radius	R:	0.33	ft
Depth	D:	3.59	ft
	R/D:	0.093	
	D/R:	10.77	

Shape Factor Determination Value: 0.73 *

*This value is used in conjunction with Figure 13 of Reference [1] to obtain the shape factor.

Shape Factor S: 1.6

Coeff. of Permeability (K):

1.08E-03 ft/min

1.55E+00 ft/day

5.48E-04 cm/sec

Ref [1]: Naval Fac. Engr. Command, Design Manual 7.01, soil Mechanics

Inflow for Type II Well MW-2A

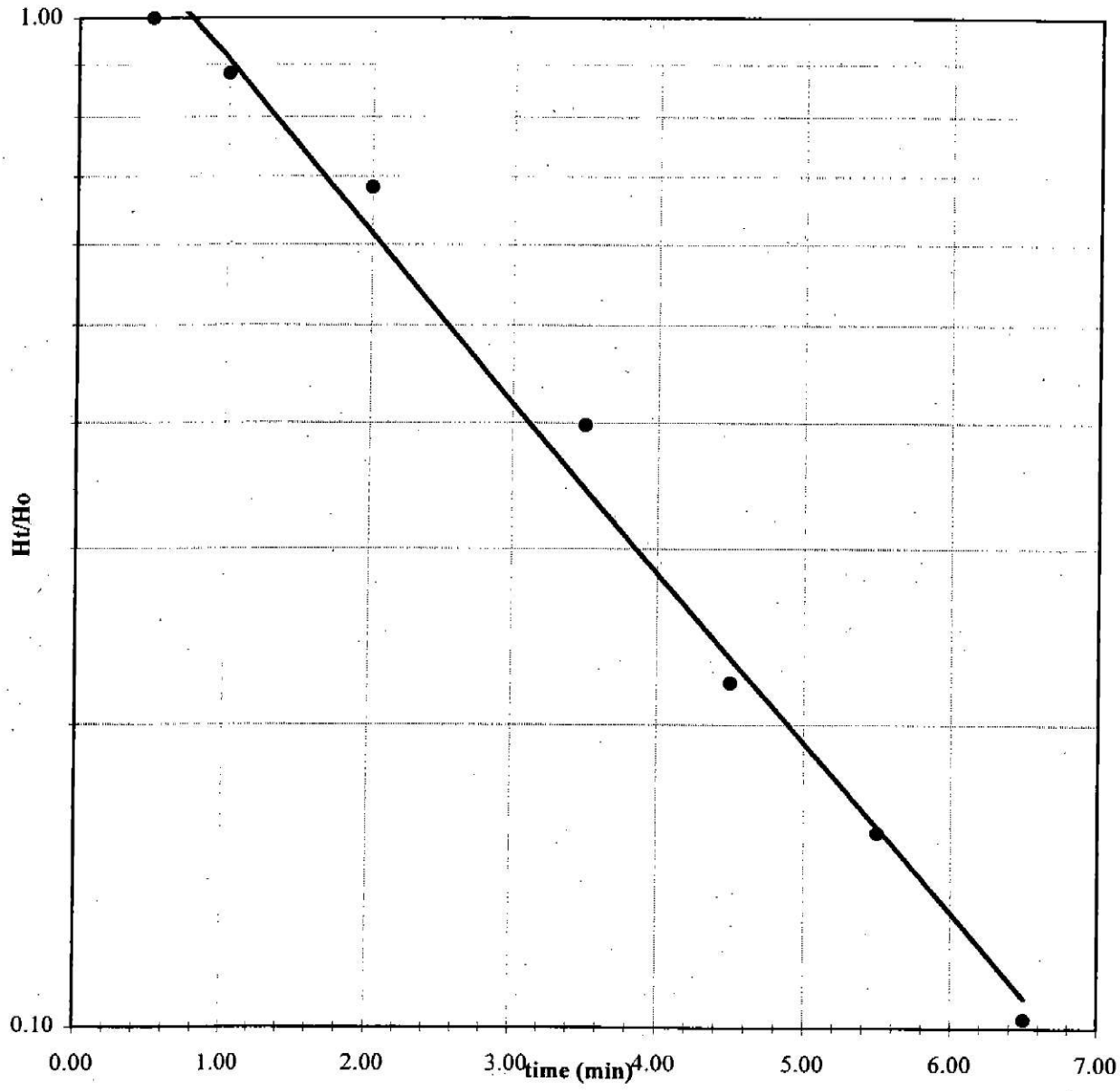

Midlands Environmental Consultants Inc.

Inflow Permeability Calculation

Cloud's Chevron

Test Performed: 4/9/97

MW-3

Type II (Uncased Well)

Static: 22.04 ft

*Enter Values in Shaded Areas Only

Time (min)	Depth	delta H	Ht/Ho
2.00	23.81	1.77	1.00
3.00	23.69	1.65	0.93
4.00	23.59	1.55	0.88
6.00	23.41	1.37	0.77
9.00	23.19	1.15	0.65
14.00	22.88	0.84	0.47
39.00	22.38	0.34	0.19

Information from data and plot of Ht/H0 vs time

Bore Hole Diameter:	8.5	in
Total Depth of Well:	25.5	ft
Stand Pipe Area:	56.75	in^2
	0.39	ft^2

Coordinates from Graph for Slope Calc:

H1/Ho:	0.93	
t1:	3	min
H2/Ho:	0.19	
t2:	39	min

H1:	1.65	H2:	0.34
t1:	3.00	t2:	39.00
Radius	R:	4.25	in
Radius	R:	0.35	ft
Depth	D:	3.46	ft
	R/D:	0.102	
	D/R:	9.77	

Shape Factor Determination Value: 0.71 *

*This value is used in conjunction with

Figure 13 of Reference [1] to obtain the shape factor.

Shape Factor S: 1.7

Coeff. of Permeability (K):

1.37E-04 ft/min

1.97E-01 ft/day

6.96E-05 cm/sec

Ref [1]: Naval Fac. Engr. Command, Design Manual 7.01, soil Mechanics

Inflow for Type II Well MW-3

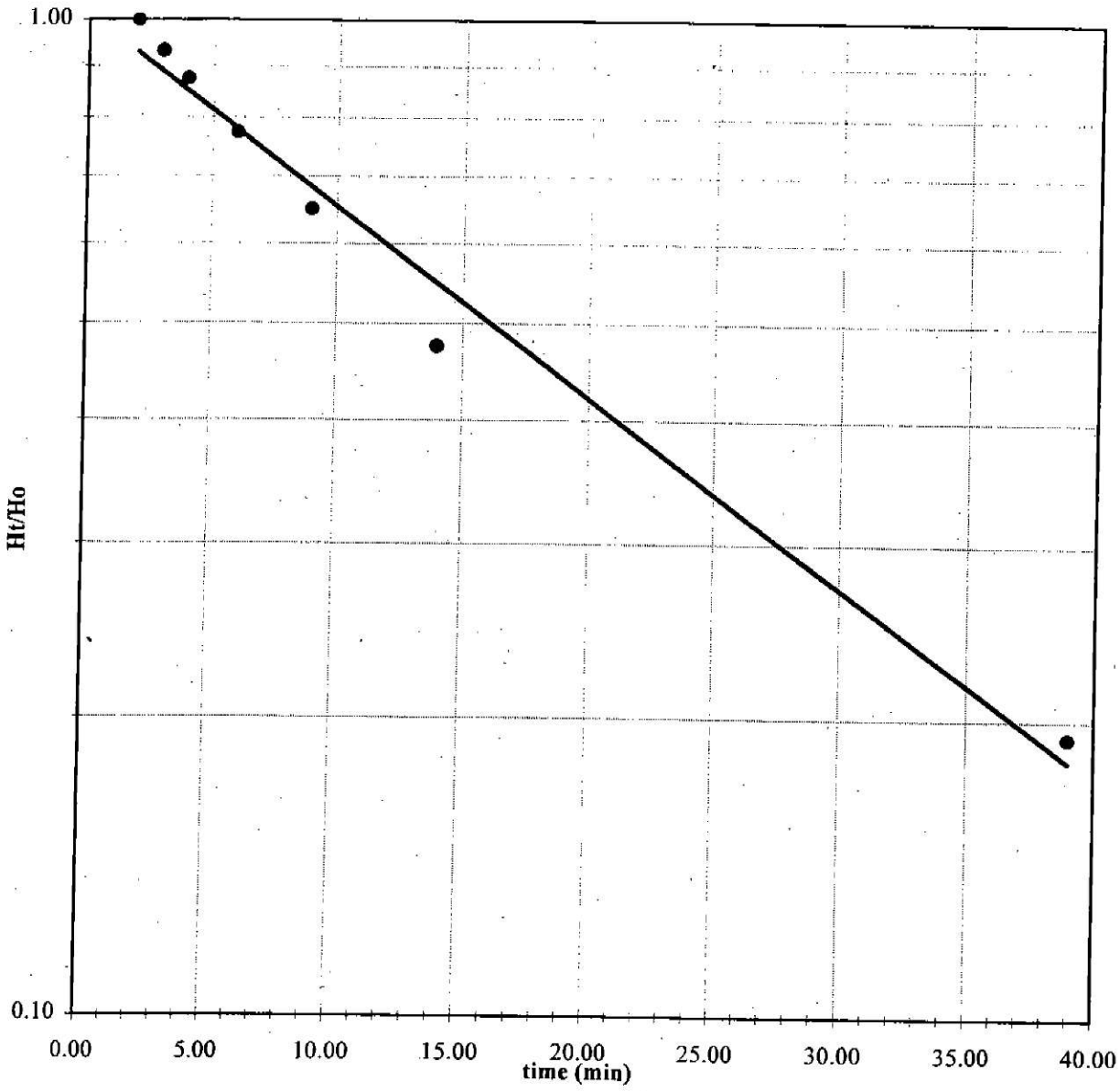

Midlands Environmental Consultants Inc.

Inflow Permeability Calculation

Cloud's Chevron

Test Performed: 4/9/97

MW-5

Type II (Uncased Well)

Static: 22.53 ft

*Enter Values in Shaded Areas Only

Time (min)	Depth	delta H	Ht/Ho
1.00	23.18	0.65	1.00
2.00	23.10	0.57	0.88
3.00	23.05	0.52	0.80
5.00	22.98	0.45	0.69
25.00	22.72	0.19	0.29
41.00	22.66	0.13	0.20
65.00	22.61	0.08	0.12

Information from data and plot of Ht/H0 vs time

Bore Hole Diameter:	8.5	in
Total Depth of Well:	28.5	ft
Stand Pipe Area:	56.75	in^2
	0.39	ft^2

Coordinates from Graph for Slope Calc:

H1/Ho:	0.69	
t1:	5	min
H2/Ho:	0.2	
t2:	41	min

H1:	0.45	H2:	0.13
t1:	5.00	t2:	41.00
Radius	R:	4.25	in
Radius	R:	0.35	ft
Depth	D:	5.97	ft
	R/D:	0.059	
	D/R:	16.86	

Shape Factor Determination Value: 0.95 *

*This value is used in conjunction with Figure 13 of Reference [1] to obtain the shape factor.

Shape Factor S: 0.5

Coeff. of Permeability (K):

6.56E-05 ft/min

9.45E-02 ft/day

3.33E-05 cm/sec

Ref [1]: Naval Fac. Engr. Command, Design Manual 7.01, soil Mechanics

Inflow for Type II Well MW-5

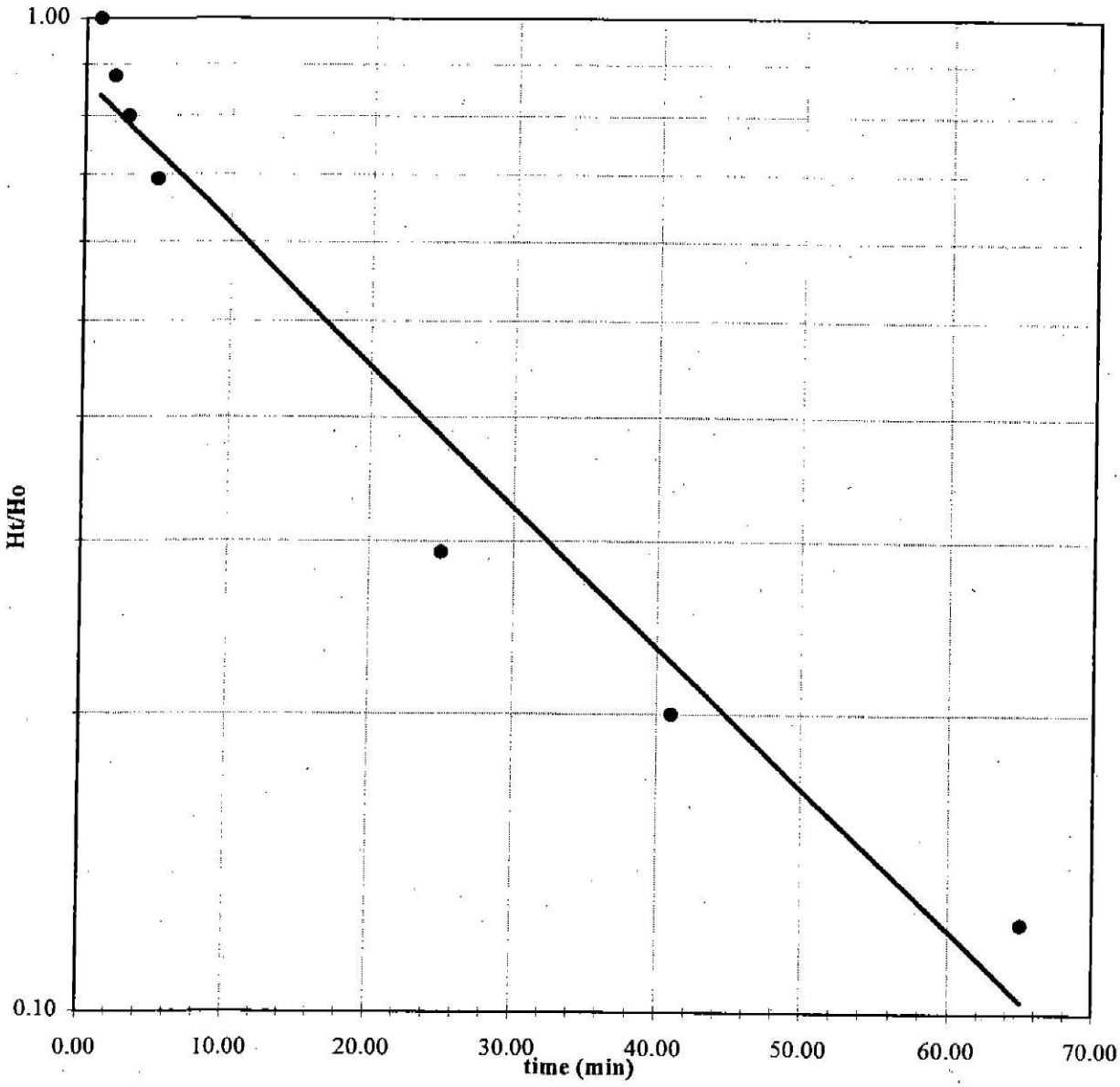

Midlands Environmental Consultants Inc.

Inflow Permeability Calculation

Cloud's Chevron

Test Performed: 4/9/97

MW-5A

Type II (Uncased Well)

Static: 23.26 ft

*Enter Values in Shaded Areas Only

Time (min)	Depth	delta H	Ht/Ho
0.50	23.34	0.08	1.00
1.00	23.30	0.04	0.50
1.50	23.28	0.02	0.25
2.00	23.27	0.01	0.12

Information from data and plot of Ht/H0 vs time

Bore Hole Diameter: 8 in

Total Depth of Well: 29.4 ft

Stand Pipe Area: 50.27 in^2

0.35 ft^2

Coordinates from Graph for Slope Calc:

H1/Ho: 1

t1: 0.5 min

H2/Ho: 0.12

t2: 2 min

H1: 0.08 H2: 0.01

t1: 0.50 t2: 2.00

Radius R: 4.00 in

Radius R: 0.33 ft

Depth D: 6.14 ft

R/D: 0.054

D/R: 18.42

Shape Factor Determination Value: 0.99 *

*This value is used in conjunction with

Figure 13 of Reference [1] to obtain the shape factor.

Shape Factor S: 0.1

Coeff. of Permeability (K):

1.59E-03 ft/min

2.29E+00 ft/day

8.09E-04 cm/sec

Ref [1]: Naval Fac. Engr. Command, Design Manual 7.01, soil Mechanics

Inflow for Type II Well MW-5A

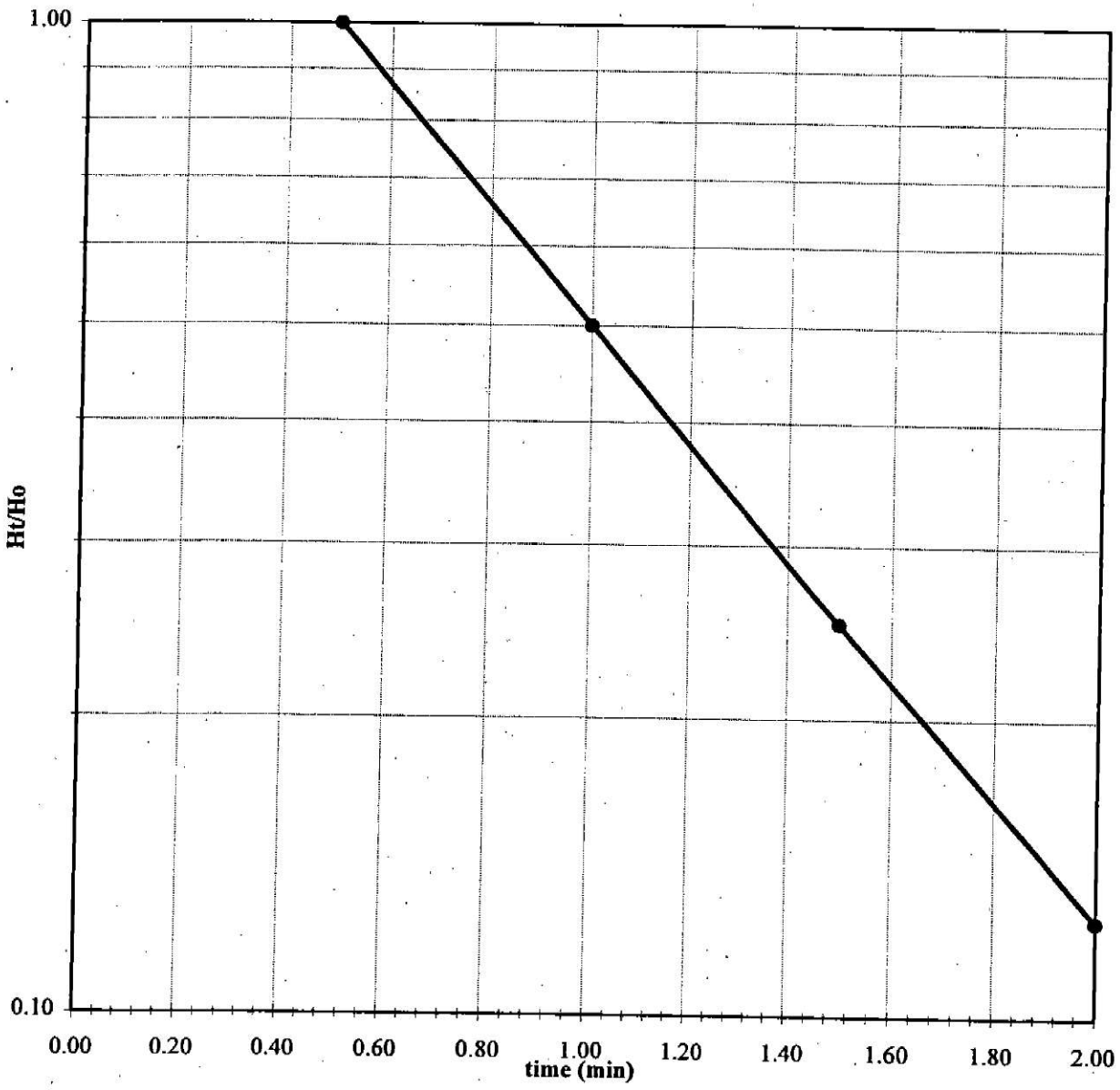

Midlands Environmental Consultants, Inc.

Inflow Permeability Calculation

Cloud's Chevron

Test Performed: 4/9/97

MW-11

Type II (Uncased Well)

Static: 19.98 ft

*Enter Values in Shaded Areas Only

Time (min)	Depth	delta H	Ht/Ho
0.50	20.41	0.43	1.00
1.00	20.31	0.33	0.77
1.50	20.18	0.20	0.47
2.00	20.10	0.12	0.28
2.50	20.09	0.11	0.26
4.00	20.06	0.08	0.19
5.00	20.05	0.07	0.16

Information from data and plot of Ht/H0 vs time

Bore Hole Diameter:	8	in
Total Depth of Well:	30	ft
Stand Pipe Area:	50.27	in^2
	0.35	ft^2

Coordinates from Graph for Slope Calc:

H1/Ho:	0.77	
t1:	1	min
H2/Ho:	0.16	
t2:	5	min

H1:	0.33	H2:	0.07
t1:	1.00	t2:	5.00

Radius	R:	4.00	in
Radius	R:	0.33	ft
Depth	D:	10.02	ft
	R/D:	0.033	
	D/R:	30.06	

Shape Factor Determination Value: 0.98 *

*This value is used in conjunction with Figure 13 of Reference [1] to obtain the shape factor.

Shape Factor S: 0.4

Coeff. of Permeability (K):

3.41E-04 ft/min

4.91E-01 ft/day

1.73E-04 cm/sec

Ref [1]: Naval Fac. Engr. Command, Design Manual 7.01, soil Mechanics

Inflow for Type II Well MW-11

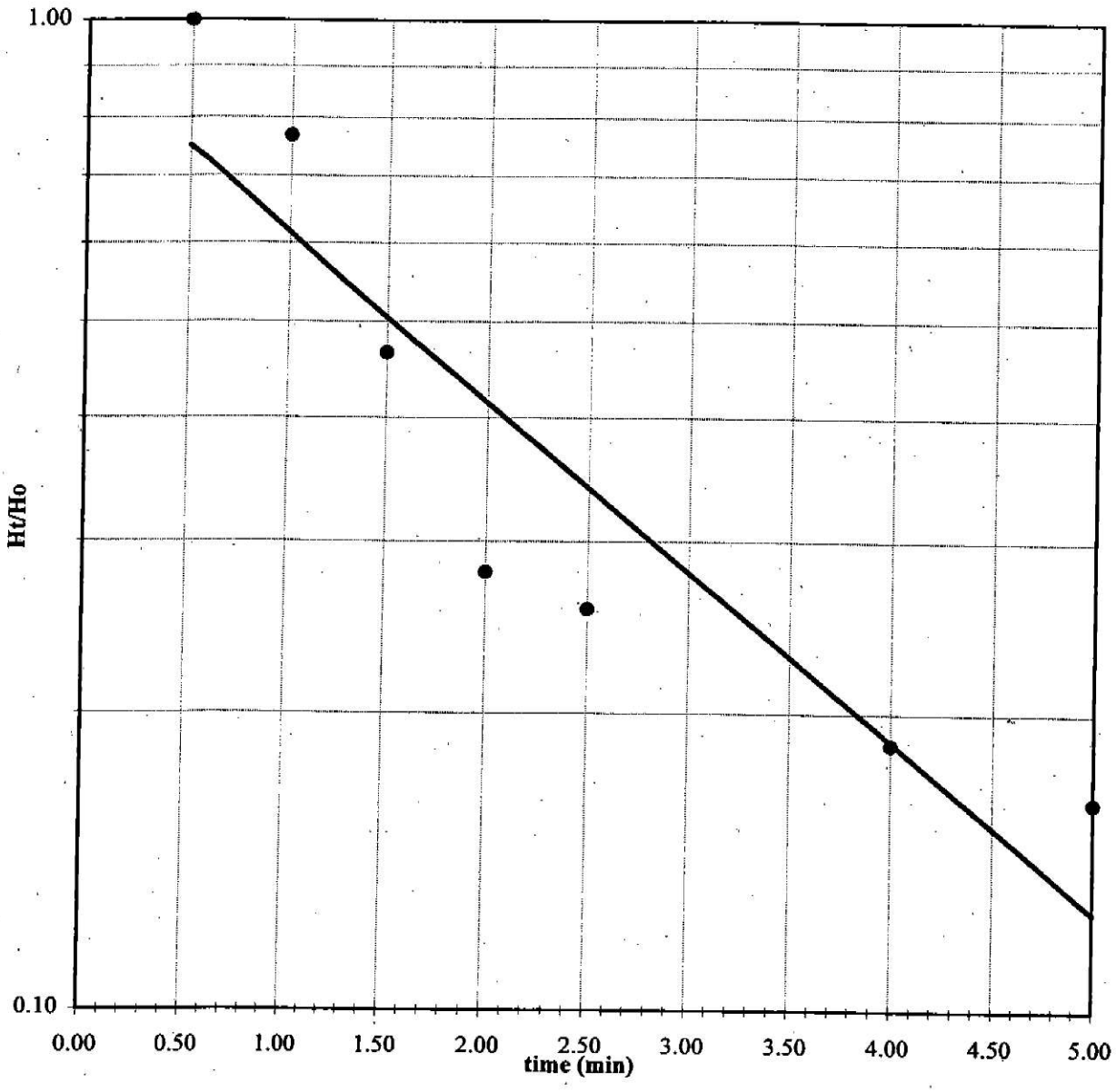

Midlands Environmental Consultants, Inc.

Inflow Permeability Calculation

Cloud's Chevron

Test Performed: 4/9/97

MW-12

Type II (Uncased Well)

Static: 5.1 ft

*Enter Values in Shaded Areas Only

Time (min)	Depth	delta H	Ht/Ho
1.00	5.20	0.10	1.00
1.50	5.15	0.05	0.50
2.00*	5.13	0.03	0.30
2.50	5.12	0.02	0.20
3.00	5.11	0.01	0.10

Information from data and plot of Ht/H0 vs time

Bore Hole Diameter:	8	in
Total Depth of Well:	30	ft
Stand Pipe Area:	50.27	in^2
	0.35	ft^2

Coordinates from Graph for Slope Calc:

H1/Ho:	0.3	
t1:	2	min
H2/Ho:	0.1	
t2:	3	min

H1:	0.03	H2:	0.01
t1:	2.00	t2:	3.00

Radius	R:	4.00	in
Radius	R:	0.33	ft
Depth	D:	24.90	ft
	R/D:	0.013	
	D/R:	74.70	

Shape Factor Determination Value: 1.00 *

*This value is used in conjunction with Figure 13 of Reference [1] to obtain the shape factor.

Shape Factor S: 0.1

Coeff. of Permeability (K):

1.67E-04 ft/min

2.41E-01 ft/day

8.50E-05 cm/sec

Ref [1]: Naval Fac. Engr. Command, Design Manual 7.01, soil Mechanics

Inflow for Type II Well MW-12

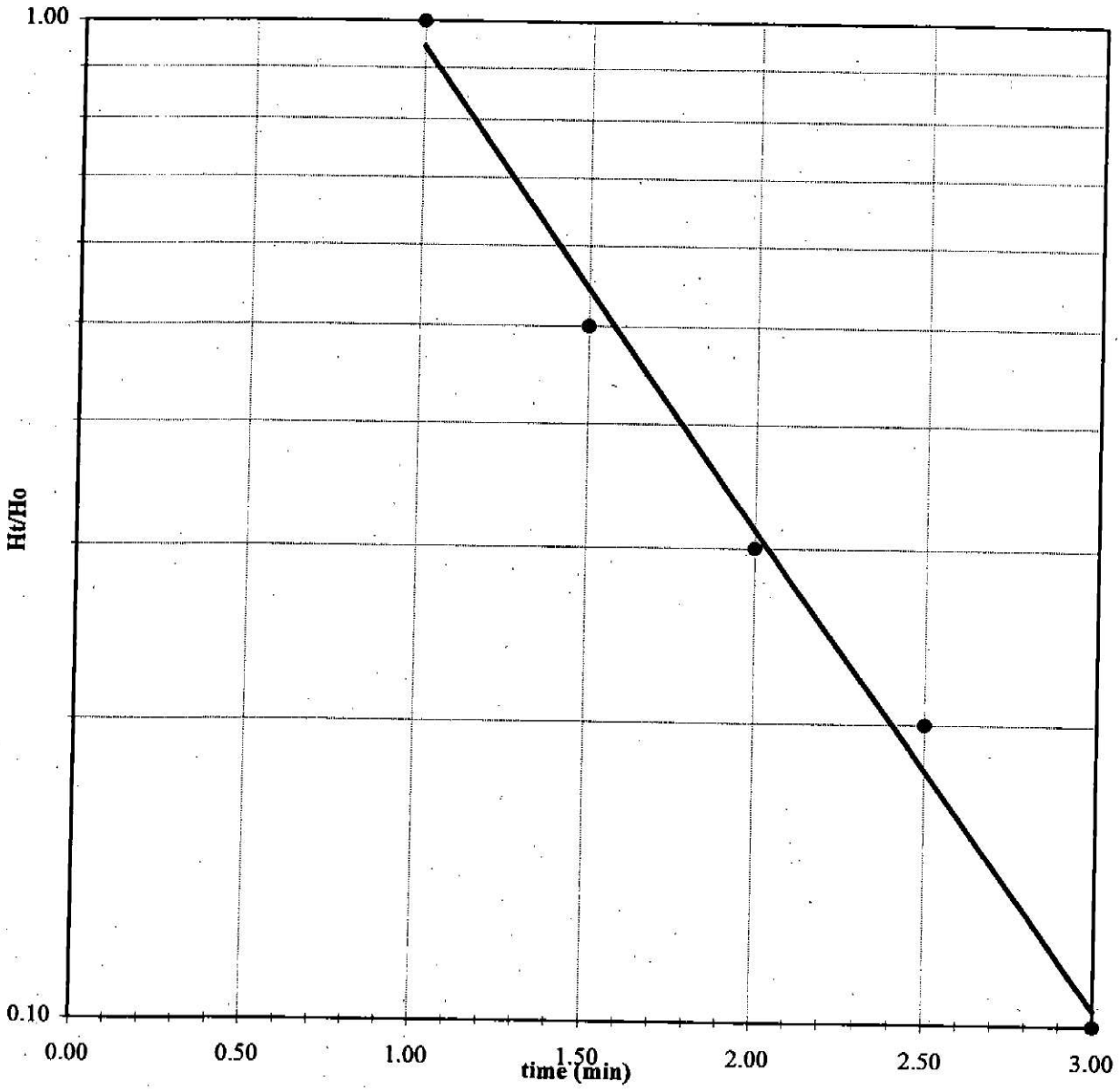

Midlands Environmental Consultants, Inc.

Inflow Permeability Calculation

Cloud's Chevron

Test Performed: 4/9/97

MW-14

Type II (Uncased Well)

Static: 15.59 ft

*Enter Values in Shaded Areas Only

Time (min)	Depth	delta H	Ht/Ho
0.25	15.69	0.10	1.00
1.50	15.67	0.08	0.80
5.00	15.66	0.07	0.70
8.00	15.65	0.06	0.60
29.50	15.62	0.03	0.30
55.00	15.61	0.02	0.20

Information from data and plot of Ht/H0 vs time

Bore Hole Diameter:	8	in
Total Depth of Well:	30	ft
Stand Pipe Area:	50.27	in^2
	0.35	ft^2

Coordinates from Graph for Slope Calc:

H1/Ho:	0.8	
t1:	1.5	min
H2/Ho:	0.2	
t2:	55	min

H1:	0.08	H2:	0.02
t1:	1.50	t2:	55.00
Radius	R:	4.00	in
Radius	R:	0.33	ft
Depth	D:	14.41	ft
	R/D:	0.023	
	D/R:	43.23	

Shape Factor Determination Value: 1.00 *

*This value is used in conjunction with Figure 13 of Reference [1] to obtain the shape factor.

Shape Factor S: 0.1

Coeff. of Permeability (K):

1.62E-05 ft/min

2.33E-02 ft/day

8.24E-06 cm/sec

Ref [1]: Naval Fac. Engr. Command, Design Manual 7.01, soil Mechanics

Inflow for Type II Well MW-14

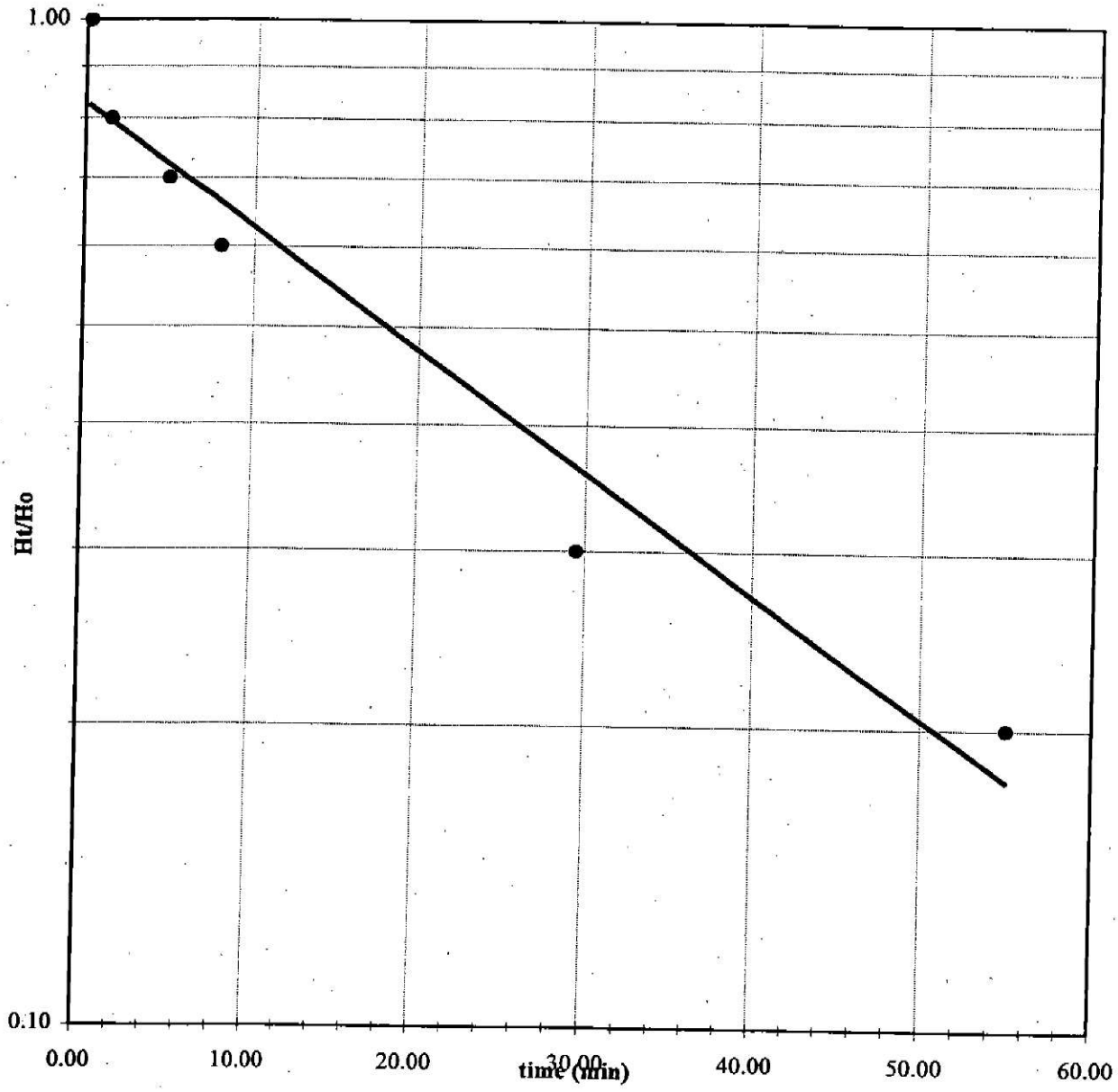

Midlands Environmental Consultants, Inc.

Inflow Permeability Calculation

Cloud's Chevron

Test Performed: 4/9/97

MW-16

Type II (Uncased Well)

Static: 18.17 ft

*Enter Values in Shaded Areas Only

Time (min)	Depth	delta H	Ht/Ho
0.50	20.26	2.09	1.00
1.00	20.22	2.05	0.98
3.00	20.18	2.01	0.96
22.00	20.09	1.92	0.92
77.00	19.82	1.65	0.79
116.00	19.53	1.36	0.65
940.00	18.63	0.46	0.22

Information from data and plot of Ht/H0 vs time

Bore Hole Diameter: 8 in

Total Depth of Well: 30 ft

Stand Pipe Area: 50.27 in^2

0.35 ft^2

Coordinates from Graph for Slope Calc:

H1/Ho: 0.92

t1: 22 min

H2/Ho: 0.22

t2: 940 min

H1: 1.92 H2: 0.46

t1: 22.00 t2: 940.00

Radius R: 4.00 in

Radius R: 0.33 ft

Depth D: 11.83 ft

R/D: 0.028

D/R: 35.49

Shape Factor Determination Value: 0.90 *

*This value is used in conjunction with Figure 13 of Reference [1] to obtain the shape factor.

Shape Factor S: 1.5

Coeff. of Permeability (K):

1.87E-06 ft/min

2.69E-03 ft/day

9.50E-07 cm/sec

Ref [1]: Naval Fac. Engr. Command, Design Manual 7.01, soil Mechanics

Inflow for Type II Well MW-16

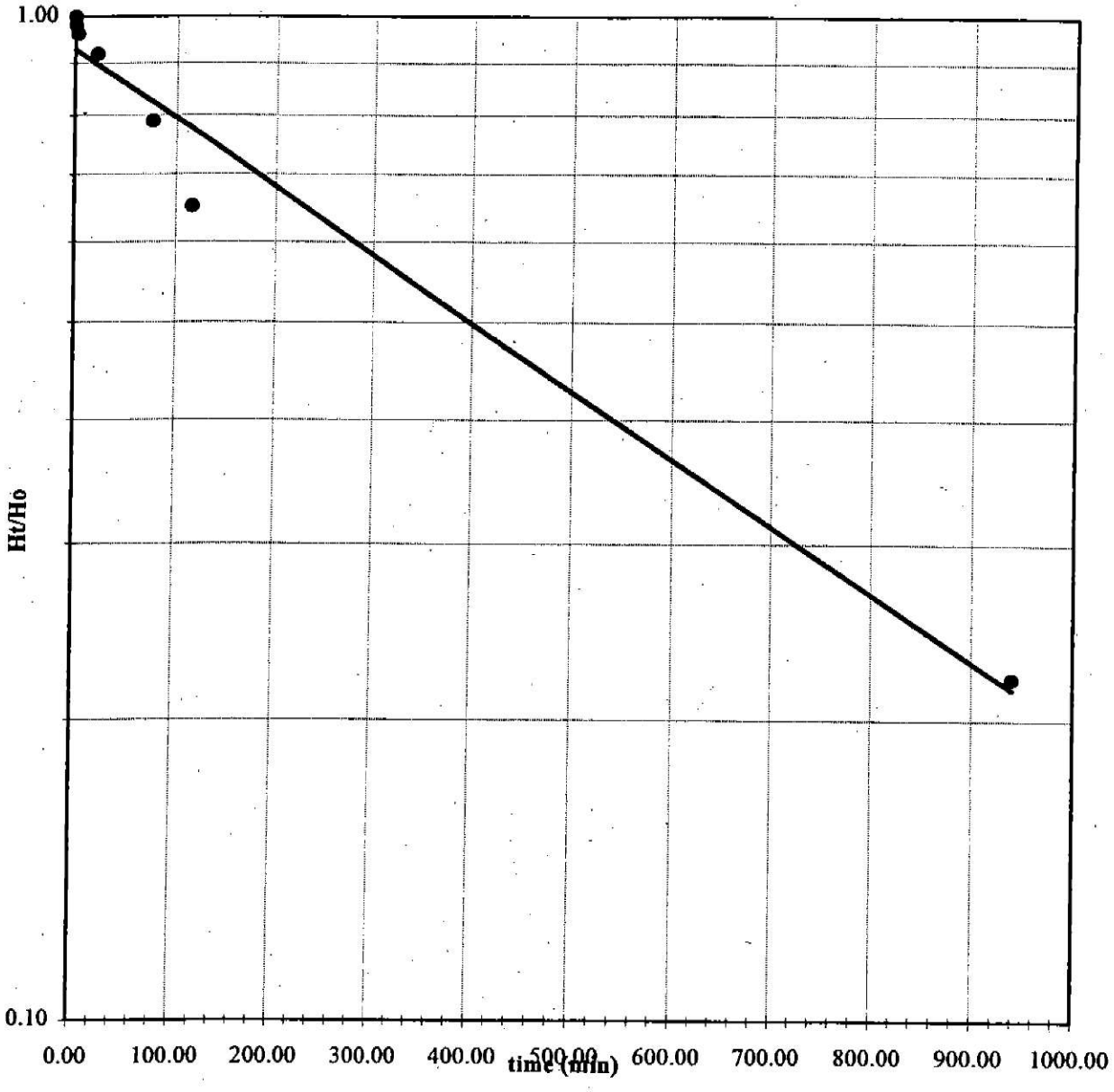

Midlands Environmental Consultants, Inc.

Inflow for Type III Well MW-17D

Inflow Permeability Calculation

Cloud's Chevron

Test Performed: 4/16/97

MW-17D

Static: 44.64 ft

Time (min)	Depth	delta H	H_t/H_o
1.00	49.26	4.62	1.00
2.00	49.22	4.58	0.99
4.00	49.18	4.54	0.98
7.00	49.12	4.48	0.97
17.00	48.88	4.24	0.92
37.00	48.48	3.84	0.83
132.00	47.11	2.47	0.53

*Enter Values in Shaded Areas Only

Information from data and plot of Ht/H0 vs time

Diameter of Intake:	4	in
Length of Intake (L):	8	ft
Diameter of Standpipe:	2	in

Coordinates from Graph for Slope Calc:

H_1/H_o:	0.98	
t_1:	4	min
H_2/H_o:	0.53	
t_2:	132	min

H_1:	4.53	H_2:	2.45
t_1:	4.00	t_2:	132.00

Intake Radius:	2.00 in
Intake Radius (rint):	0.17 ft
Standpipe Radius:	1.00 in
Standpipe Radius (rsp):	0.083 ft

Calc1=	0.000434	$(rsp^2)/2L$
Calc2=	1.681241	ln(L/rint)
Calc3=	0.26695	$\ln(H_1/H_2)$
Calc4=	128	(t_2-t_1)

K=Calc1*Calc2*(Calc3/Calc4)

Coeff. of Permeability (K):

1.52E-06 ft/min

2.19E-03 ft/day

7.73E-07 cm/sec

Naval Fac. Engr. Command, Design Manuel 7.01, Soil Mechanics: Condition C

Inflow for Type III Well MW-17D

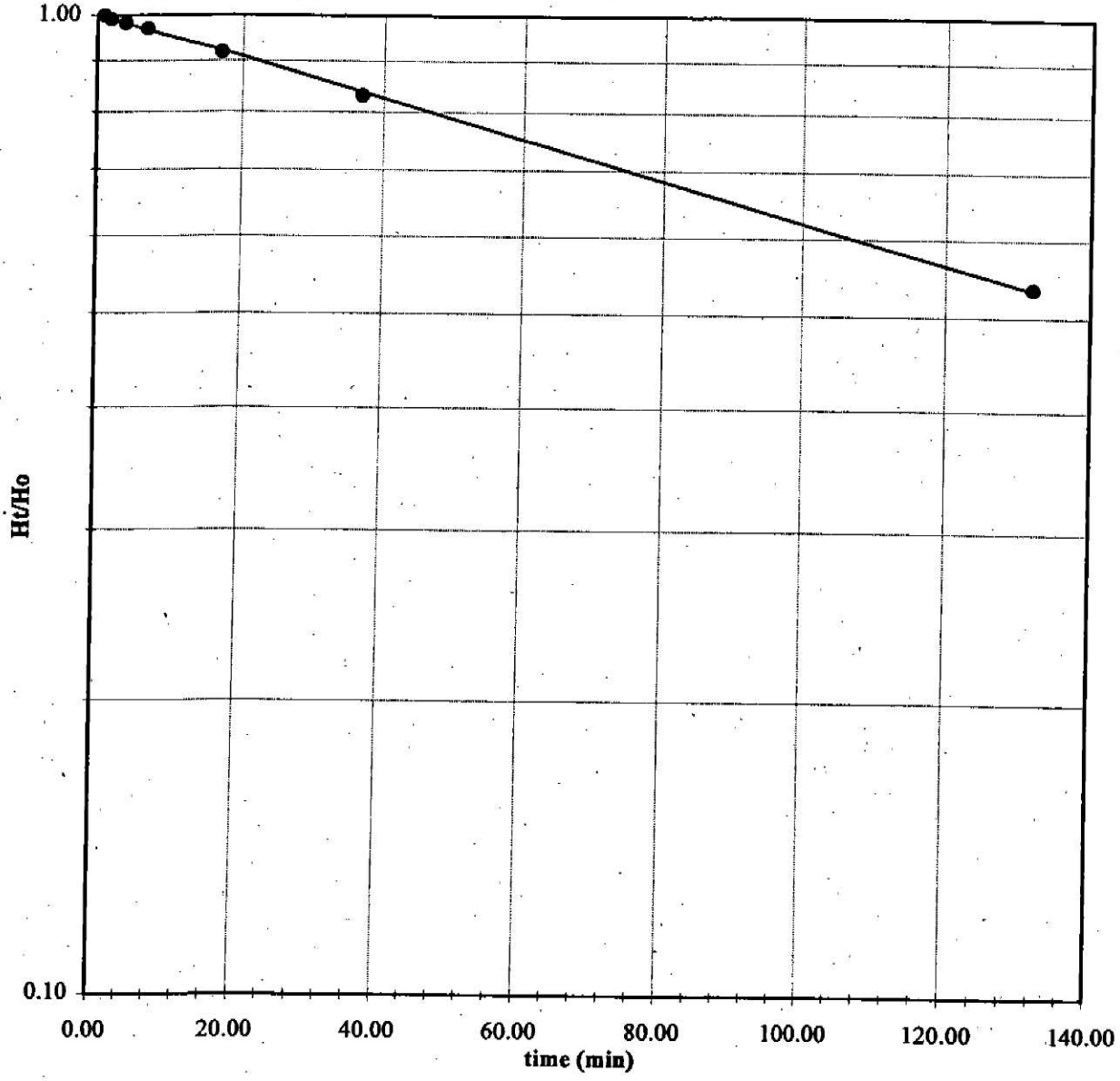

Midlands Environmental Consultants, Inc.

CLOUDS'S CHEVRON - COLUMBIA, SOUTH CAROLINA HYDROGEOLOGIC DATA					
MONITOR WELL	**HYDRAULIC CONDUCTIVITY ft/min**	**HYDRAULIC CONDUCTIVITY ft/day**	**HYDRAULIC CONDUCTIVITY cm/sec**	**AQUIFER THICKNESS feet**	**TRANSMISSIVITY ft^2/day**
MW-2	7.41×10^{-4}	1.07	3.76×10^{-4}	80	85.6
MW-5	2.76×10^{-4}	0.40	1.40×10^{-4}	80	32.0

Data from MW-1 was not used due to what appeared to be an invalid test

TET ENVIRONMENTAL SERVICES	Client: Wallace Scott
Project No.: Clouds Chevron	Location: Columbia, SC

MW-1

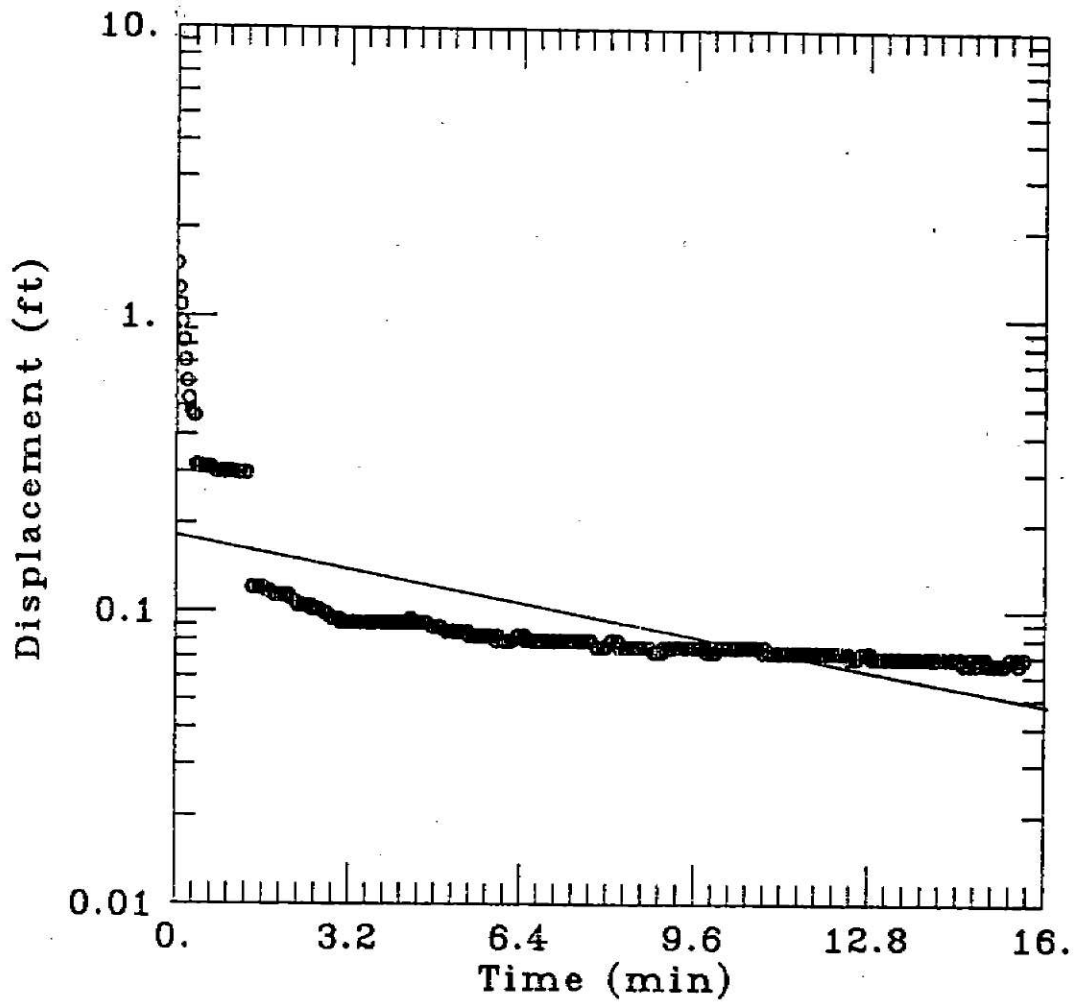

SCDHEC
IFB-29012-10/18/05-EMW
Page: 87

DATA SET:
b:\clouds\mw1.dat
10/30/93

AQUIFER TYPE:
Unconfined
SOLUTION METHOD:
Bouwer-Rice
TEST DATE:
9/17/93
OBS. WELL:
MW-1

ESTIMATED PARAMETERS:
K = 0.0002554 ft/min
y0 = 0.1804 ft

TEST DATA:
H0 = 1.5 ft
rc = 0.22 ft
rw = 0.354 ft
L = 15. ft
b = 80. ft
H = 5.48 ft

TET ENVIRONMENTAL SERVICES	Client: Wallace Scott
Project No.: Cloud's Chevron	Location: Columbia, SC

MW-2

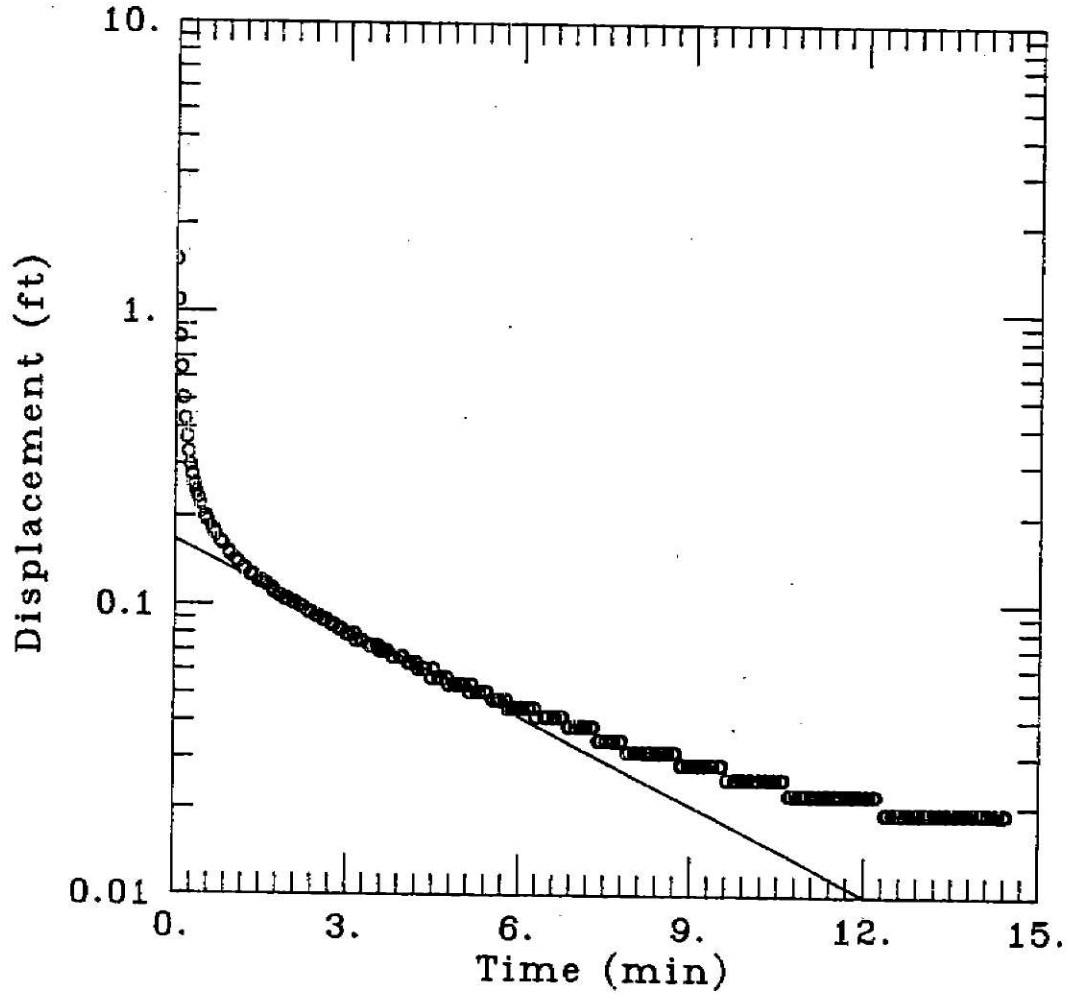

SCDHEC
IFB-29012-10/18/05-EMW
Page: 88

DATA SET:
b:\clouds\mw2.dat
10/30/93

AQUIFER TYPE:
Unconfined
SOLUTION METHOD:
Bouwer-Rice
TEST DATE:
10/11/93
OBS. WELL:
MW-2

ESTIMATED PARAMETERS:
K = 0.0007406 ft/min
y0 = 0.1659 ft

TEST DATA:
H0 = 1.5 ft
rc = 0.22 ft
rw = 0.354 ft
L = 15. ft
b = 80. ft
H = 6.11 ft

TET ENVIRONMENTAL SERVICES	Client: Wallace Scott
Project No.: CLoud's Chevron	Location: Columbia, SC

MW-5

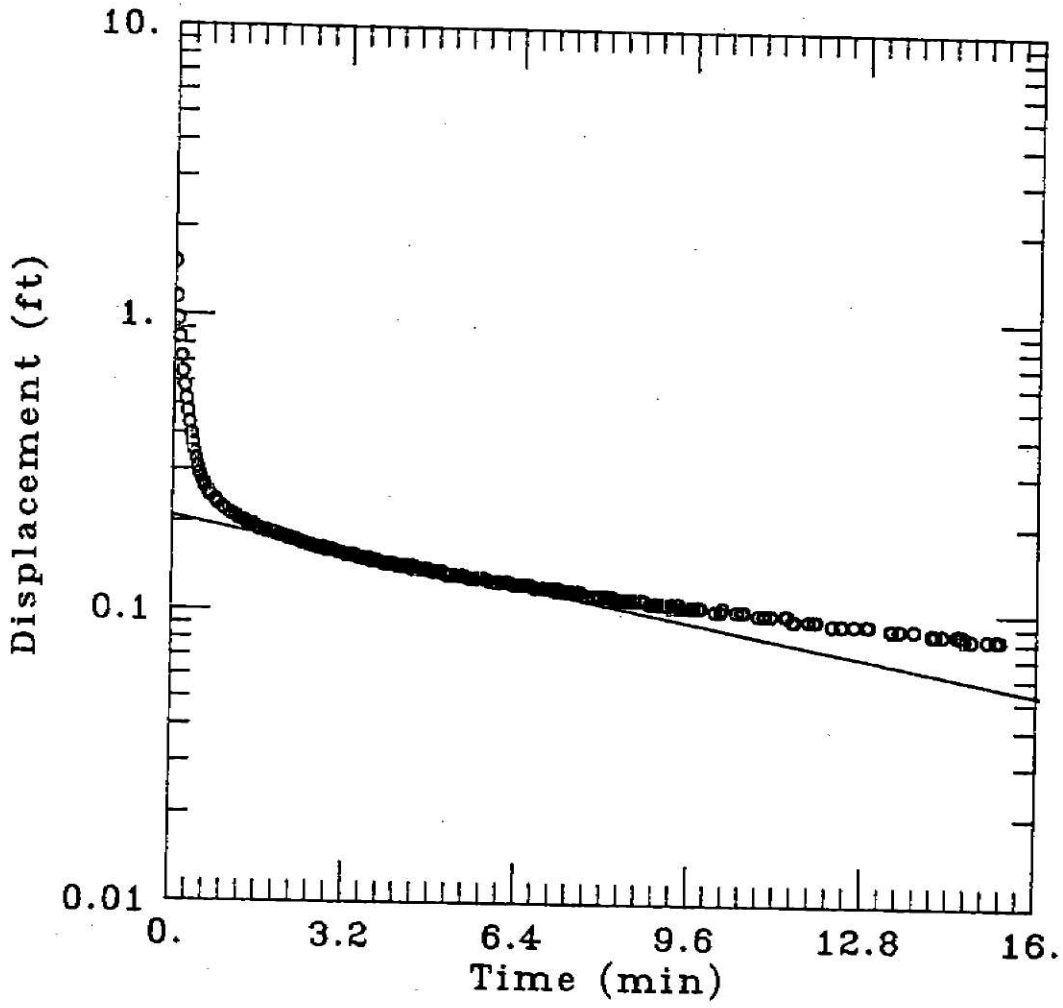

DATA SET:
b:\clouds\mw5.dat
10/30/93

AQUIFER TYPE:
Unconfined
SOLUTION METHOD:
Bouwer-Rice
TEST DATE:
10/11/93
OBS. WELL:
MW-5

ESTIMATED PARAMETERS:
K = 0.0002759 ft/min
y0 = 0.208 ft

TEST DATA:
H0 = 1.5 ft
rc = 0.22 ft
rw = 0.354 ft
L = 15. ft
b = 80. ft
H = 6.62 ft

SCDHEC
IFB-29012-10/18/05-EMW
Page: 89

D H E C
PROMOTE PROTECT PROSPER

Summary of Slug Test
Division of Underground Storage Tank Management

Site Data

UST Permit #: _____ County: Richland

Facility Name: Eastpoint #24

Slug Data

See Appendix D Table _____ Figure _____ for a list of all data measurements. [water level logs, etc. (complete as appropriate)].

Water Level Recovery Data was measured by Water Level Meter
[Hermit Data Logger, Manually with Water Level Indicator, etc. (list method)].

Complete the following table for each well tested.

COMPLETE A SECOND SHEET IF MORE THAN FOUR WELLS ARE TESTED

Slug Test Conducted in Well(s) Number	MW-2a	MW-5a		
Initial Rise/Drawdown in Well (feet)	18.12	22.01		
Radius of Well Casing (feet)	.08	.08		
Effective Radius of Well (feet)	.33	.33		
Static Saturated Aquifer Thickness (feet)	28	28		
Length of Well Screen (feet)	10	10		
Static Height of Water Column in Well (ft)	10	6		

Calculations

See Appendix D Table _____ Figure _____ for calculations (complete as appropriate).

The method for aquifer calculations was Bouwer-Rice (i.e. Bouwer-Rice, Cooper, etc.).

Calculated values by well were as follows:

Slug Test Conducted in Well(s) Number	MW-2a	MW-5a	
Hydraulic Conductivity	1.91x10-6	5.60x10-7 cm/sec	

Thickness of the aquifer used to calculate hydraulic conductivity was 28.0 feet.

The aquifer is _____ confined _____ semi-confined x water table (check as appropriate).

The estimated seepage velocity is 0.012 to 0.040 feet per year based on a hydraulic conductivity of 1.91x10-6 to 5.60x10-7, a hydraulic gradient of .007 ft/ft, and a porosity of 35 percent for clayey sand soil (list type i.e., silty sand ,clay, etc).

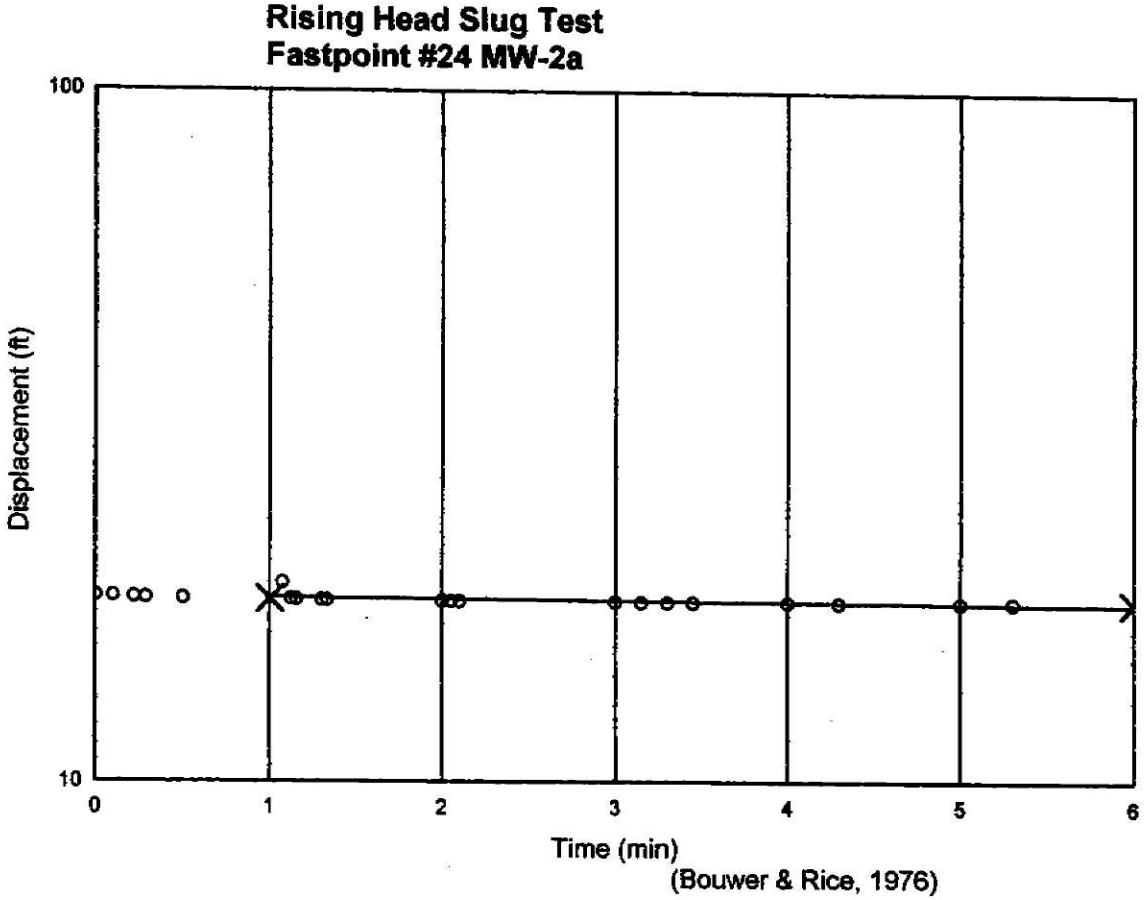

Rising head test

INPUT PARAMETERS
Raw data time unit is min
Raw data length unit is ft
b = 28.00 ft
H = 10.00 ft
L = 10.00 ft
rw = 0.33 ft
rc = 0.08 ft

CALCULATED PARAMETERS
Corr. coeff. = -5.30E-001
Yt = 18.37 ft
t = 2.10E+000 min

OUTPUT PARAMETERS
K = 1.91E-006 cm/sec

Fastpoint #24, Columbia, SC						
Rising Head Slug Test						
MW-2a						
Date: 5-18-99						
			Selected	Selected	Rescaled	
			Time	Draw	(t-t0)	Draw
Time (min.)			(min)	(ft)	(min)	(ft)
0.05	19.1		0.05	19.1	0	19.1
0.2	18.95		0.2	18.95	0.15	18.95
0.31	18.8		0.31	18.8	0.26	18.8
0.36	18.75		0.36	18.75	0.31	18.75
0.48	18.72		0.48	18.72	0.43	18.72
0.5	18.63		0.5	18.63	0.45	18.63
1	18.58		1	18.58	0.95	18.58
1.1	18.55		1.1	18.55	1.05	18.55
1.22	18.5		1.22	18.5	1.17	18.5
1.29	18.45		1.29	18.45	1.24	18.45
1.5	18.43		1.5	18.43	1.45	18.43
2	18.4		2	18.4	1.95	18.4
2.07	19.39		2.07	19.39	2.02	19.39
2.12	18.38		2.12	18.38	2.07	18.38
2.15	18.35		2.15	18.35	2.1	18.35
2.3	18.33		2.3	18.33	2.25	18.33
2.33	18.32		2.33	18.32	2.28	18.32
3	18.29		3	18.29	2.95	18.29
3.05	18.27		3.05	18.27	3	18.27
3.1	18.26		3.1	18.26	3.05	18.26
4	18.22		4	18.22	3.95	18.22
4.15	18.2		4.15	18.2	4.1	18.2
4.3	18.19		4.3	18.19	4.25	18.19
4.45	18.18		4.45	18.18	4.4	18.18
5	18.18		5	18.18	4.95	18.18
5.3	18.16		5.3	18.16	5.25	18.16
6	18.15		6	18.15	5.95	18.15
6.3	18.15		6.3	18.15	6.25	18.15
7	18.15		7	18.15	6.95	18.15

Rising Head Slug Test
Fastpoint #24 MW-5a

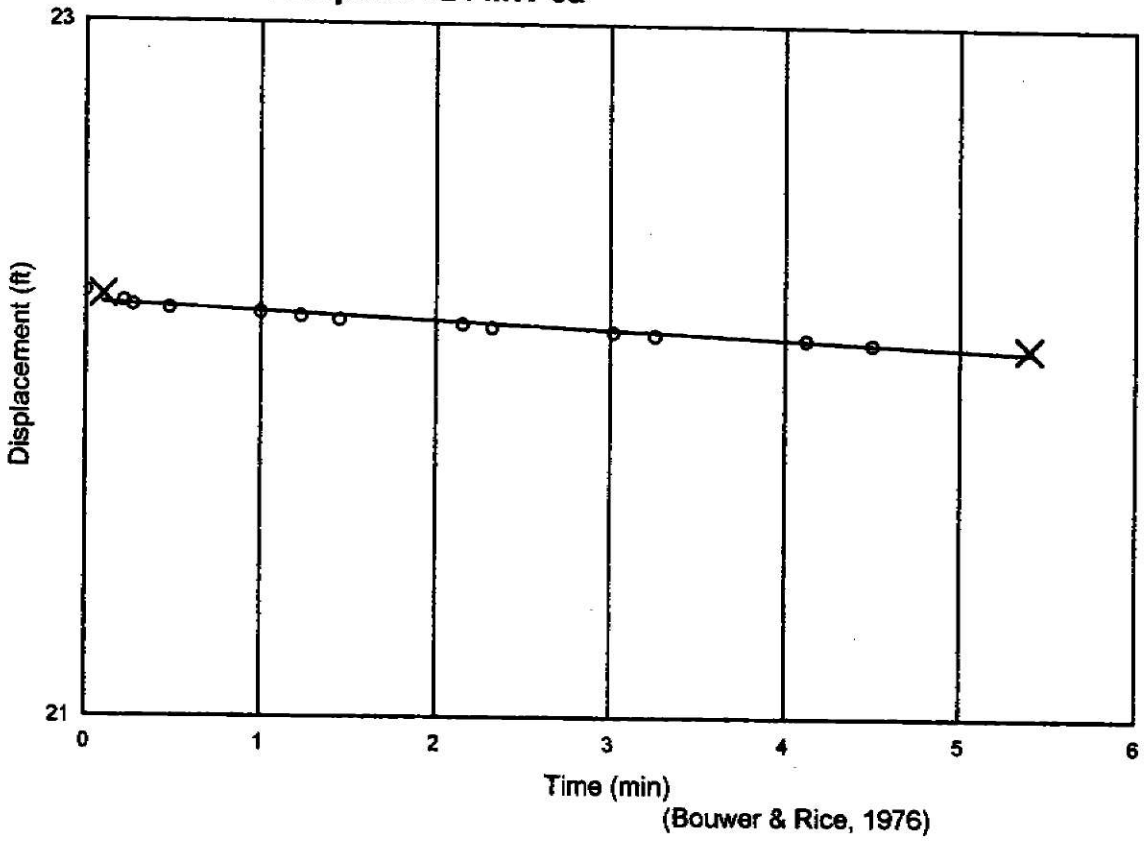

(Bouwer & Rice, 1976)

Rising head test

INPUT PARAMETERS
Raw data time unit is min
Raw data length unit is ft
b = 28.00 ft
H = 6.00 ft
L = 6.00 ft
rw = 0.33 ft
rc = 0.08 ft

CALCULATED PARAMETERS
Corr. coeff. = -9.71E-001
Yt = 22.13 ft
t = 1.45E+000 min

OUTPUT PARAMETERS
K = 5.60E-007 cm/sec

Fastpoint #24, Columbia, SC							
Rising Head Slug Test							
MW-5a							
Date: 5-18-99				Selected	Selected	Rescaled	
				Time	Draw	(t-t0)	Draw
Time	Draw			(min)	(ft)	(min)	(ft)
0.37	22.25			0.37	22.25	0	22.2
0.49	22.24			0.49	22.24	0.1	22.19
0.55	22.21			0.55	22.21	0.22	22.17
1	22.2			1	22.2	0.27	22.16
1.1	22.19			1.1	22.19	0.48	22.15
1.22	22.17			1.22	22.17	1	22.14
1.27	22.16			1.27	22.16	1.23	22.13
1.48	22.15			1.48	22.15	1.45	22.12
2	22.14			2	22.14	2.15	22.11
2.23	22.13			2.23	22.13	2.32	22.1
2.45	22.12			2.45	22.12	3.02	22.09
3.15	22.11			3.15	22.11	3.26	22.08
3.32	22.1			3.32	22.1	4.12	22.07
4.02	22.09			4.02	22.09	4.5	22.06
4.26	22.08			4.26	22.08	5.4	22.05
5.12	22.07			5.12	22.07		
5.5	22.06			5.5	22.06		
6.4	22.05			6.4	22.05		

SPATCO Environmental	Client: Handy Pantry
Project No.: 9-2798	Location: Taylor St, Columbia S.C.

Handy Pantry, Pumping Test Data, MW-2

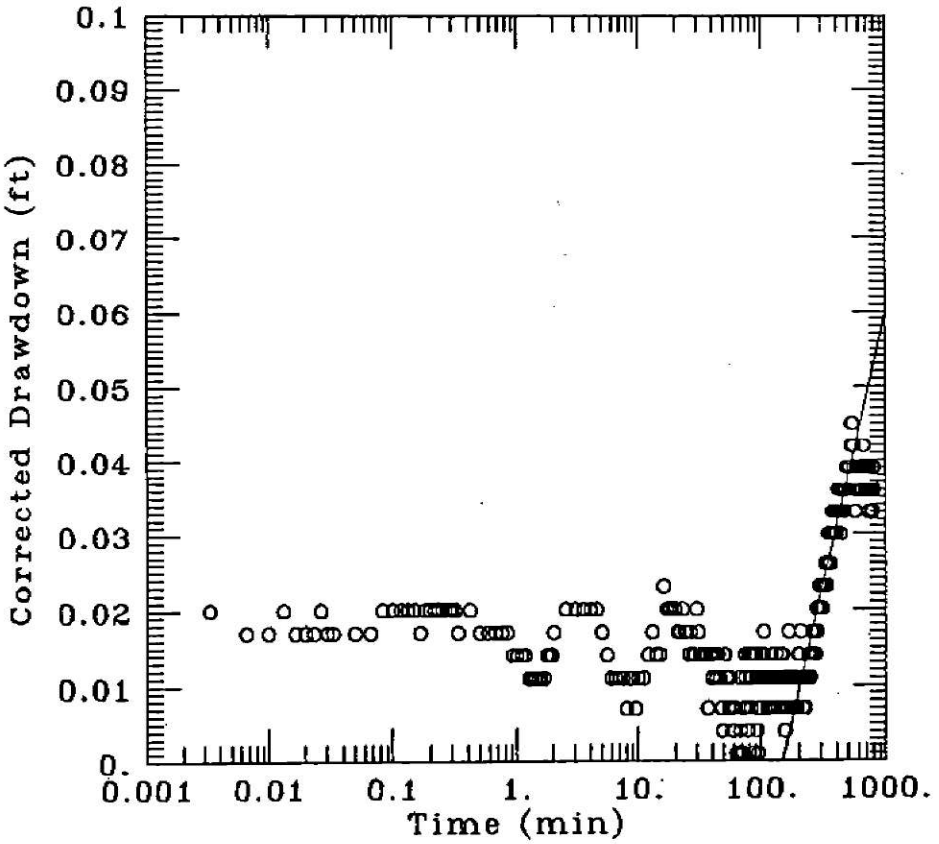

DATA SET:
hptntmw2.dat
11/11/93

AQUIFER TYPE:
Unconfined
SOLUTION METHOD:
Cooper-Jacob
TEST DATE:
8/26/93

ESTIMATED PARAMETERS:
T = 0.1707 ft^2/min
S = 0.01789

TEST DATA:
Q = 0.06684 ft^3/min
r = 56. ft
b = 17.38 ft

SCDHEC
IFB-29012-10/18/05-EMW
Page: 95

A Q T E S O L V

A Program for

Automatic Estimation of Aquifer Coefficients

From Aquifer Test Data

By:

Glenn M. Duffield
and
James O. Rumbaugh, III

Geraghty & Miller Modeling Group
1895 Preston White Drive, Suite 301
Reston, VA 22091

(703) 476 - 0335

A Q T E S O L V is a user-friendly program designed to analyze data from aquifer tests automatically. Aquifer coefficients for a variety of aquifer test conditions can be estimated by A Q T E S O L V , including the following:

- confined aquifers, unconfined aquifers, and leaky aquifers
- pumping tests, injection tests, recovery tests, and slug tests

Features:

- Interactive, menu-driven program design
- Nonlinear least-squares estimation of aquifer coefficients
- Statistical analysis of results
- Complete graphical display of results

<<

Time	Observed	Calculated	Residual	Weight
0.0033	0.02	-0.00924	0.02924	1
0.0066	0.017	-0.0070108	0.024011	1
0.01	0.017	-0.0056743	0.022674	1
0.0133	0.02	-0.004757	0.024757	1
0.0166	0.017	-0.004044	0.021044	1
0.02	0.017	-0.0034446	0.020445	1
0.0233	0.017	-0.0029533	0.019953	1
0.0266	0.02	-0.0025272	0.022527	1
0.03	0.017	-0.0021402	0.01914	1
0.0333	0.017	-0.0018045	0.018804	1
0.05	0.017	-0.00049672	0.017497	1
0.0666	0.017	0.00042571	0.016574	1
0.0833	0.02	0.0011457	0.018854	1
0.1	0.02	0.0017336	0.018266	1
0.1166	0.02	0.0022278	0.017772	1
0.1333	0.02	0.0026586	0.017341	1
0.15	0.02	0.0030384	0.016962	1
0.1666	0.017	0.0033762	0.013624	1
0.1833	0.02	0.0036837	0.016316	1
0.2	0.02	0.0039643	0.016036	1
0.2166	0.02	0.0042209	0.015779	1
0.2333	0.02	0.0044599	0.01554	1
0.25	0.02	0.0046824	0.015318	1
0.2666	0.02	0.0048894	0.015111	1
0.2833	0.02	0.0050849	0.014915	1
0.3	0.02	0.0052692	0.014731	1
0.3166	0.02	0.0054426	0.014557	1
0.3333	0.017	0.005608	0.011392	1
0.4166	0.02	0.0063261	0.013674	1
0.5	0.017	0.0069135	0.010087	1
0.5833	0.017	0.0074095	0.0095905	1
0.6666	0.017	0.0078392	0.0091608	1
0.75	0.017	0.0082187	0.0087813	1
0.8333	0.017	0.0085577	0.0084423	1
0.9166	0.014	0.0088644	0.0051356	1
1	0.014	0.0091448	0.0048552	1
1.0833	0.014	0.0094023	0.0045977	1
1.1666	0.014	0.0096408	0.0043592	1
1.25	0.011	0.0098631	0.0011369	1
1.3333	0.011	0.010071	0.00092916	1
1.4166	0.011	0.010266	0.00073405	1
1.5	0.011	0.01045	0.00054988	1
1.5833	0.011	0.010624	0.00037587	1
1.6666	0.011	0.010789	0.00021079	1
1.75	0.014	0.010946	0.0030536	1
1.8333	0.014	0.011096	0.0029039	1
1.9166	0.014	0.011239	0.0027608	1
2	0.017	0.011376	0.0056236	1
2.5	0.02	0.012095	0.0079052	1
3	0.02	0.012682	0.0073181	1
3.5	0.02	0.013178	0.0068218	1
4	0.02	0.013608	0.0063918	1
4.5	0.02	0.013988	0.0060125	1
5	0.017	0.014327	0.0026732	1
5.5	0.014	0.014634	-0.00063372	1
6	0.011	0.014914	-0.0039139	1
6.5	0.011	0.015172	-0.0041717	1
7	0.011	0.01541	-0.0044104	1

7.5	0.011	0.015633	-0.0046325	1
8	0.007	0.01584	-0.0088404	1
8.5	0.011	0.016036	-0.0050356	1
9	0.011	0.01622	-0.0052197	1
9.5	0.007	0.016394	-0.0093939	1
10	0.011	0.016559	-0.005559	1
11	0.011	0.016866	-0.005866	1
12	0.014	0.017146	-0.0031463	1
13	0.017	0.017404	-0.00040406	1
14	0.014	0.017643	-0.0036428	1
15	0.014	0.017865	-0.003865	1
16	0.023	0.018073	0.0049272	1
17	0.02	0.018268	0.0017319	1
18	0.02	0.018452	0.0015478	1
19	0.02	0.018626	0.0013736	1
20	0.02	0.018792	0.0012084	1
21	0.017	0.018949	-0.0019488	1
22	0.017	0.019099	-0.0020986	1
23	0.02	0.019242	0.00075822	1
24	0.017	0.019379	-0.0023789	1
25	0.017	0.01951	-0.0025104	1
26	0.014	0.019637	-0.0056367	1
27	0.017	0.019758	-0.0027583	1
28	0.014	0.019875	-0.0058754	1
29	0.014	0.019988	-0.0059885	1
30	0.02	0.020098	-9.768E-005	1
31	0.017	0.020203	-0.0032033	1
32	0.014	0.020306	-0.0063056	1
33	0.014	0.020405	-0.0064047	1
34	0.014	0.020501	-0.0065009	1
35	0.014	0.020594	-0.0065943	1
36	0.014	0.020685	-0.006685	1
37	0.007	0.020773	-0.013773	1
38	0.014	0.020859	-0.0068592	1
39	0.014	0.020943	-0.0069429	1
40	0.011	0.021024	-0.010024	1
41	0.014	0.021104	-0.007104	1
42	0.014	0.021182	-0.0071816	1
43	0.011	0.021257	-0.010257	1
44	0.014	0.021331	-0.0073315	1
45	0.014	0.021404	-0.0074039	1
46	0.011	0.021475	-0.010475	1
47	0.007	0.021544	-0.014544	1
48	0.007	0.021612	-0.014612	1
49	0.004	0.021678	-0.017678	1
50	0.014	0.021743	-0.0077433	1
51	0.014	0.021807	-0.0078071	1
52	0.011	0.02187	-0.01087	1
53	0.011	0.021931	-0.010931	1
54	0.007	0.021991	-0.014991	1
55	0.007	0.02205	-0.01505	1
56	0.011	0.022108	-0.011108	1
57	0.007	0.022165	-0.015165	1
58	0.007	0.022221	-0.015221	1
59	0.004	0.022277	-0.018277	1
60	0.007	0.022331	-0.015331	1
61	0.004	0.022384	-0.018384	1
62	0.007	0.022436	-0.015436	1
63	0.001	0.022488	-0.021488	1
64	0.001	0.022539	-0.021539	1

65	0.001	0.022589	-0.021589	1
66	0.001	0.022638	-0.021638	1
67	0.011	0.022686	-0.011686	1
68	0.004	0.022734	-0.018734	1
69	0.001	0.022781	-0.021781	1
70	0.001	0.022827	-0.021827	1
71	0.001	0.022873	-0.021873	1
72	0.007	0.022918	-0.015918	1
73	0.014	0.022963	-0.0089625	1
74	0.011	0.023006	-0.012006	1
75	0.007	0.02305	-0.01605	1
76	0.007	0.023092	-0.016092	1
77	0.007	0.023134	-0.016134	1
78	0.004	0.023176	-0.019176	1
79	0.014	0.023217	-0.009217	1
80	0.011	0.023258	-0.012258	1
81	0.014	0.023298	-0.0092976	1
82	0.007	0.023337	-0.016337	1
83	0.011	0.023376	-0.012376	1
84	0.014	0.023415	-0.0094147	1
85	0.014	0.023453	-0.0094529	1
86	0.014	0.023491	-0.0094906	1
87	0.001	0.023528	-0.022528	1
88	0.014	0.023565	-0.0095646	1
89	0.014	0.023601	-0.009601	1
90	0.011	0.023637	-0.012637	1
91	0.014	0.023673	-0.0096726	1
92	0.004	0.023708	-0.019708	1
93	0.011	0.023743	-0.012743	1
94	0.007	0.023777	-0.016777	1
95	0.001	0.023811	-0.022811	1
96	0.007	0.023845	-0.016845	1
97	0.011	0.023878	-0.012878	1
98	0.014	0.023911	-0.0099114	1
99	0.007	0.023944	-0.016944	1
100	0.011	0.023977	-0.012977	1
101	0.011	0.024009	-0.013009	1
102	0.014	0.02404	-0.01004	1
103	0.011	0.024072	-0.013072	1
104	0.017	0.024103	-0.0071029	1
105	0.014	0.024134	-0.010134	1
106	0.011	0.024164	-0.013164	1
107	0.011	0.024195	-0.013195	1
108	0.011	0.024224	-0.013224	1
109	0.011	0.024254	-0.013254	1
110	0.011	0.024284	-0.013284	1
111	0.007	0.024313	-0.017313	1
112	0.011	0.024342	-0.013342	1
113	0.011	0.02437	-0.01337	1
114	0.011	0.024399	-0.013399	1
115	0.011	0.024427	-0.013427	1
116	0.011	0.024455	-0.013455	1
117	0.007	0.024482	-0.017482	1
118	0.011	0.02451	-0.01351	1
119	0.011	0.024537	-0.013537	1
120	0.011	0.024564	-0.013564	1
121	0.014	0.024591	-0.010591	1
122	0.011	0.024617	-0.013617	1
123	0.011	0.024644	-0.013644	1
124	0.007	0.02467	-0.01767	1

125	0.007	0.024695	-0.017695	1
126	0.007	0.024721	-0.017721	1
127	0.011	0.024747	-0.013747	1
128	0.007	0.024772	-0.017772	1
129	0.011	0.024797	-0.013797	1
130	0.011	0.024822	-0.013822	1
131	0.014	0.024847	-0.010847	1
132	0.011	0.024871	-0.013871	1
133	0.011	0.024895	-0.013895	1
134	0.011	0.02492	-0.01392	1
135	0.007	0.024943	-0.017943	1
136	0.011	0.024967	-0.013967	1
137	0.011	0.024991	-0.013991	1
138	0.011	0.025014	-0.014014	1
139	0.011	0.025038	-0.014038	1
140	0.011	0.025061	-0.014061	1
141	0.014	0.025084	-0.011084	1
142	0.011	0.025106	-0.014106	1
143	0.014	0.025129	-0.011129	1
144	0.011	0.025151	-0.014151	1
145	0.007	0.025174	-0.018174	1
146	0.007	0.025196	-0.018196	1
147	0.011	0.025218	-0.014218	1
148	0.014	0.02524	-0.01124	1
149	0.011	0.025261	-0.014261	1
150	0.011	0.025283	-0.014283	1
151	0.007	0.025304	-0.018304	1
152	0.011	0.025326	-0.014326	1
153	0.011	0.025347	-0.014347	1
154	0.004	0.025368	-0.021368	1
155	0.011	0.025389	-0.014389	1
156	0.007	0.025409	-0.018409	1
157	0.007	0.02543	-0.01843	1
158	0.007	0.02545	-0.01845	1
159	0.011	0.025471	-0.014471	1
160	0.011	0.025491	-0.014491	1
161	0.011	0.025511	-0.014511	1
162	0.011	0.025531	-0.014531	1
163	0.007	0.025551	-0.018551	1
164	0.011	0.025571	-0.014571	1
165	0.017	0.02559	-0.0085901	1
166	0.011	0.02561	-0.01461	1
167	0.011	0.025629	-0.014629	1
168	0.011	0.025648	-0.014648	1
169	0.007	0.025667	-0.018667	1
170	0.007	0.025686	-0.018686	1
171	0.007	0.025705	-0.018705	1
172	0.007	0.025724	-0.018724	1
173	0.011	0.025743	-0.014743	1
174	0.011	0.025761	-0.014761	1
175	0.007	0.02578	-0.01878	1
176	0.007	0.025798	-0.018798	1
177	0.007	0.025816	-0.018816	1
178	0.007	0.025834	-0.018834	1
179	0.011	0.025853	-0.014853	1
180	0.007	0.02587	-0.01887	1
181	0.011	0.025888	-0.014888	1
182	0.007	0.025906	-0.018906	1
183	0.007	0.025924	-0.018924	1
184	0.011	0.025941	-0.014941	1

185	0.011	0.025959	-0.014959	1
186	0.011	0.025976	-0.014976	1
187	0.011	0.025993	-0.014993	1
188	0.011	0.026011	-0.015011	1
189	0.011	0.026028	-0.015028	1
190	0.007	0.026045	-0.019045	1
191	0.011	0.026062	-0.015062	1
192	0.011	0.026078	-0.015078	1
193	0.007	0.026095	-0.019095	1
194	0.007	0.026112	-0.019112	1
195	0.011	0.026128	-0.015128	1
196	0.014	0.026145	-0.012145	1
197	0.011	0.026161	-0.015161	1
198	0.011	0.026178	-0.015178	1
199	0.011	0.026194	-0.015194	1
200	0.014	0.02621	-0.01221	1
201	0.011	0.026226	-0.015226	1
202	0.014	0.026242	-0.012242	1
203	0.014	0.026258	-0.012258	1
204	0.014	0.026274	-0.012274	1
205	0.017	0.02629	-0.0092896	1
206	0.017	0.026305	-0.0093053	1
207	0.011	0.026321	-0.015321	1
208	0.011	0.026336	-0.015336	1
209	0.011	0.026352	-0.015352	1
210	0.011	0.026367	-0.015367	1
211	0.011	0.026383	-0.015383	1
212	0.011	0.026398	-0.015398	1
213	0.007	0.026413	-0.019413	1
214	0.007	0.026428	-0.019428	1
215	0.007	0.026443	-0.019443	1
216	0.007	0.026458	-0.019458	1
217	0.011	0.026473	-0.015473	1
218	0.011	0.026488	-0.015488	1
219	0.011	0.026502	-0.015502	1
220	0.011	0.026517	-0.015517	1
221	0.011	0.026532	-0.015532	1
222	0.011	0.026546	-0.015546	1
223	0.011	0.026561	-0.015561	1
224	0.007	0.026575	-0.019575	1
225	0.007	0.02659	-0.01959	1
226	0.011	0.026604	-0.015604	1
227	0.011	0.026618	-0.015618	1
228	0.011	0.026632	-0.015632	1
229	0.011	0.026646	-0.015646	1
230	0.011	0.02666	-0.01566	1
231	0.011	0.026674	-0.015674	1
232	0.011	0.026688	-0.015688	1
233	0.011	0.026702	-0.015702	1
234	0.011	0.026716	-0.015716	1
235	0.011	0.02673	-0.01573	1
236	0.014	0.026743	-0.012743	1
237	0.011	0.026757	-0.015757	1
238	0.011	0.026771	-0.015771	1
239	0.011	0.026784	-0.015784	1
240	0.011	0.026798	-0.015798	1
241	0.011	0.026811	-0.015811	1
242	0.011	0.026824	-0.015824	1
243	0.014	0.026838	-0.012838	1
244	0.011	0.026851	-0.015851	1

245	0.014	0.026864	-0.012864	1
246	0.014	0.026877	-0.012877	1
247	0.011	0.02689	-0.01589	1
248	0.014	0.026903	-0.012903	1
249	0.014	0.026916	-0.012916	1
250	0.014	0.026929	-0.012929	1
251	0.014	0.026942	-0.012942	1
252	0.014	0.026955	-0.012955	1
253	0.017	0.026968	-0.0099675	1
254	0.014	0.02698	-0.01298	1
255	0.014	0.026993	-0.012993	1
256	0.014	0.027006	-0.013006	1
257	0.014	0.027018	-0.013018	1
258	0.014	0.027031	-0.013031	1
259	0.014	0.027043	-0.013043	1
260	0.017	0.027055	-0.010055	1
261	0.014	0.027068	-0.013068	1
262	0.014	0.02708	-0.01308	1
263	0.014	0.027092	-0.013092	1
264	0.017	0.027105	-0.010105	1
265	0.014	0.027117	-0.013117	1
266	0.014	0.027129	-0.013129	1
267	0.017	0.027141	-0.010141	1
268	0.017	0.027153	-0.010153	1
269	0.017	0.027165	-0.010165	1
270	0.017	0.027177	-0.010177	1
271	0.017	0.027189	-0.010189	1
272	0.017	0.027201	-0.010201	1
273	0.014	0.027213	-0.013213	1
274	0.017	0.027224	-0.010224	1
275	0.017	0.027236	-0.010236	1
276	0.017	0.027248	-0.010248	1
277	0.02	0.02726	-0.0072596	1
278	0.017	0.027271	-0.010271	1
279	0.017	0.027283	-0.010283	1
280	0.017	0.027294	-0.010294	1
281	0.02	0.027306	-0.0073058	1
282	0.02	0.027317	-0.0073172	1
283	0.02	0.027329	-0.0073287	1
284	0.02	0.02734	-0.00734	1
285	0.02	0.027351	-0.0073513	1
286	0.02	0.027363	-0.0073626	1
287	0.02	0.027374	-0.0073739	1
288	0.02	0.027385	-0.0073851	1
289	0.023	0.027396	-0.0043963	1
290	0.02	0.027407	-0.0074074	1
291	0.02	0.027418	-0.0074185	1
292	0.02	0.02743	-0.0074295	1
293	0.02	0.027441	-0.0074406	1
294	0.023	0.027452	-0.0044515	1
295	0.02	0.027462	-0.0074625	1
296	0.023	0.027473	-0.0044734	1
297	0.023	0.027484	-0.0044843	1
298	0.023	0.027495	-0.0044951	1
299	0.023	0.027506	-0.0045059	1
300	0.023	0.027517	-0.0045166	1
301	0.023	0.027527	-0.0045274	1
302	0.023	0.027538	-0.0045381	1
303	0.023	0.027549	-0.0045487	1
304	0.023	0.027559	-0.0045593	1

305	0.023	0.02757	-0.0045699	1
306	0.023	0.02758	-0.0045805	1
307	0.02	0.027591	-0.007591	1
308	0.023	0.027601	-0.0046015	1
309	0.02	0.027612	-0.0076119	1
310	0.02	0.027622	-0.0076223	1
311	0.023	0.027633	-0.0046327	1
312	0.023	0.027643	-0.004643	1
313	0.023	0.027653	-0.0046534	1
314	0.023	0.027664	-0.0046636	1
315	0.023	0.027674	-0.0046739	1
316	0.023	0.027684	-0.0046841	1
317	0.023	0.027694	-0.0046943	1
318	0.023	0.027704	-0.0047044	1
319	0.023	0.027715	-0.0047146	1
320	0.023	0.027725	-0.0047246	1
321	0.023	0.027735	-0.0047347	1
322	0.026	0.027745	-0.0017447	1
323	0.023	0.027755	-0.0047547	1
324	0.026	0.027765	-0.0017647	1
325	0.026	0.027775	-0.0017746	1
326	0.026	0.027785	-0.0017845	1
327	0.026	0.027794	-0.0017944	1
328	0.026	0.027804	-0.0018042	1
329	0.026	0.027814	-0.001814	1
330	0.026	0.027824	-0.0018238	1
331	0.026	0.027834	-0.0018336	1
332	0.026	0.027843	-0.0018433	1
333	0.026	0.027853	-0.001853	1
334	0.023	0.027863	-0.0048626	1
335	0.026	0.027872	-0.0018723	1
336	0.026	0.027882	-0.0018819	1
337	0.026	0.027891	-0.0018915	1
338	0.026	0.027901	-0.001901	1
339	0.026	0.027911	-0.0019105	1
340	0.026	0.02792	-0.00192	1
341	0.026	0.027929	-0.0019295	1
342	0.026	0.027939	-0.0019389	1
343	0.03	0.027948	0.0020517	1
344	0.026	0.027958	-0.0019577	1
345	0.03	0.027967	0.0020329	1
346	0.026	0.027976	-0.0019764	1
347	0.026	0.027986	-0.0019857	1
348	0.026	0.027995	-0.001995	1
349	0.026	0.028004	-0.0020042	1
350	0.026	0.028013	-0.0020134	1
351	0.03	0.028023	0.0019774	1
352	0.026	0.028032	-0.0020318	1
353	0.03	0.028041	0.0019591	1
354	0.03	0.02805	0.0019499	1
355	0.03	0.028059	0.0019408	1
356	0.03	0.028068	0.0019318	1
357	0.03	0.028077	0.0019227	1
358	0.03	0.028086	0.0019137	1
359	0.026	0.028095	-0.0020953	1
360	0.03	0.028104	0.0018958	1
361	0.03	0.028113	0.0018868	1
362	0.03	0.028122	0.0018779	1
363	0.03	0.028131	0.001869	1
364	0.03	0.02814	0.0018602	1

365	0.03	0.028149	0.0018513	1
366	0.03	0.028157	0.0018425	1
367	0.03	0.028166	0.0018337	1
368	0.033	0.028175	0.0048249	1
369	0.03	0.028184	0.0018162	1
370	0.03	0.028193	0.0018075	1
371	0.03	0.028201	0.0017988	1
372	0.03	0.02821	0.0017901	1
373	0.03	0.028219	0.0017814	1
374	0.03	0.028227	0.0017728	1
375	0.03	0.028236	0.0017642	1
376	0.033	0.028244	0.0047556	1
377	0.03	0.028253	0.0017471	1
378	0.03	0.028261	0.0017385	1
379	0.033	0.02827	0.00473	1
380	0.033	0.028278	0.0047215	1
381	0.033	0.028287	0.0047131	1
382	0.033	0.028295	0.0047046	1
383	0.033	0.028304	0.0046962	1
384	0.03	0.028312	0.0016878	1
385	0.03	0.028321	0.0016794	1
386	0.033	0.028329	0.004671	1
387	0.03	0.028337	0.0016627	1
388	0.033	0.028346	0.0046544	1
389	0.03	0.028354	0.0016461	1
390	0.03	0.028362	0.0016378	1
391	0.03	0.02837	0.0016296	1
392	0.033	0.028379	0.0046213	1
393	0.03	0.028387	0.0016131	1
394	0.03	0.028395	0.0016049	1
395	0.03	0.028403	0.0015968	1
396	0.03	0.028411	0.0015886	1
397	0.03	0.02842	0.0015805	1
398	0.033	0.028428	0.0045724	1
399	0.033	0.028436	0.0045643	1
400	0.033	0.028444	0.0045562	1
401	0.03	0.028452	0.0015482	1
402	0.033	0.02846	0.0045401	1
403	0.033	0.028468	0.0045321	1
404	0.033	0.028476	0.0045241	1
405	0.033	0.028484	0.0045162	1
406	0.036	0.028492	0.0075082	1
407	0.033	0.0285	0.0045003	1
408	0.036	0.028508	0.0074924	1
409	0.036	0.028515	0.0074845	1
410	0.036	0.028523	0.0074766	1
411	0.036	0.028531	0.0074688	1
412	0.033	0.028539	0.0044609	1
413	0.036	0.028547	0.0074531	1
414	0.036	0.028555	0.0074453	1
415	0.036	0.028562	0.0074376	1
416	0.036	0.02857	0.0074298	1
417	0.033	0.028578	0.0044221	1
418	0.036	0.028586	0.0074144	1
419	0.036	0.028593	0.0074066	1
420	0.036	0.028601	0.007399	1
421	0.036	0.028609	0.0073913	1
422	0.036	0.028616	0.0073837	1
423	0.036	0.028624	0.007376	1
424	0.036	0.028632	0.0073684	1

425	0.036	0.028639	0.0073608	1
426	0.033	0.028647	0.0043533	1
427	0.036	0.028654	0.0073457	1
428	0.036	0.028662	0.0073382	1
429	0.036	0.028669	0.0073306	1
430	0.033	0.028677	0.0043231	1
431	0.03	0.028684	0.0013156	1
432	0.033	0.028692	0.0043082	1
433	0.03	0.028699	0.0013007	1
434	0.036	0.028707	0.0072933	1
435	0.033	0.028714	0.0042859	1
436	0.036	0.028722	0.0072785	1
437	0.036	0.028729	0.0072711	1
438	0.036	0.028736	0.0072637	1
439	0.033	0.028744	0.0042564	1
440	0.036	0.028751	0.007249	1
441	0.036	0.028758	0.0072417	1
442	0.036	0.028766	0.0072344	1
443	0.036	0.028773	0.0072271	1
444	0.033	0.02878	0.0042199	1
445	0.036	0.028787	0.0072126	1
446	0.036	0.028795	0.0072054	1
447	0.033	0.028802	0.0041982	1
448	0.036	0.028809	0.007191	1
449	0.036	0.028816	0.0071838	1
450	0.033	0.028823	0.0041766	1
451	0.036	0.028831	0.0071695	1
452	0.036	0.028838	0.0071623	1
453	0.036	0.028845	0.0071552	1
454	0.036	0.028852	0.0071481	1
455	0.033	0.028859	0.004141	1
456	0.033	0.028866	0.0041339	1
457	0.033	0.028873	0.0041269	1
458	0.033	0.02888	0.0041198	1
459	0.033	0.028887	0.0041128	1
460	0.033	0.028894	0.0041058	1
461	0.033	0.028901	0.0040988	1
462	0.033	0.028908	0.0040918	1
463	0.033	0.028915	0.0040848	1
464	0.033	0.028922	0.0040779	1
465	0.033	0.028929	0.0040709	1
466	0.033	0.028936	0.004064	1
467	0.033	0.028943	0.0040571	1
468	0.036	0.02895	0.0070502	1
469	0.036	0.028957	0.0070433	1
470	0.036	0.028964	0.0070365	1
471	0.036	0.02897	0.0070296	1
472	0.036	0.028977	0.0070228	1
473	0.039	0.028984	0.010016	1
474	0.036	0.028991	0.0070091	1
475	0.036	0.028998	0.0070024	1
476	0.039	0.029004	0.0099956	1
477	0.036	0.029011	0.0069888	1
478	0.036	0.029018	0.0069821	1
479	0.039	0.029025	0.0099753	1
480	0.039	0.029031	0.0099686	1
481	0.039	0.029038	0.0099619	1
482	0.039	0.029045	0.0099552	1
483	0.039	0.029051	0.0099485	1
484	0.039	0.029058	0.0099419	1

485	0.039	0.029065	0.0099352	1
486	0.039	0.029071	0.0099286	1
487	0.039	0.029078	0.0099219	1
488	0.039	0.029085	0.0099153	1
489	0.039	0.029091	0.0099087	1
490	0.039	0.029098	0.0099021	1
491	0.039	0.029104	0.0098956	1
492	0.039	0.029111	0.009889	1
493	0.036	0.029118	0.0068825	1
494	0.039	0.029124	0.0098759	1
495	0.039	0.029131	0.0098694	1
496	0.039	0.029137	0.0098629	1
497	0.039	0.029144	0.0098564	1
498	0.039	0.02915	0.00985	1
499	0.039	0.029157	0.0098435	1
500	0.039	0.029163	0.009837	1
501	0.039	0.029169	0.0098306	1
502	0.039	0.029176	0.0098242	1
503	0.039	0.029182	0.0098178	1
504	0.039	0.029189	0.0098114	1
505	0.039	0.029195	0.009805	1
506	0.039	0.029201	0.0097986	1
507	0.039	0.029208	0.0097922	1
508	0.039	0.029214	0.0097859	1
509	0.039	0.02922	0.0097795	1
510	0.039	0.029227	0.0097732	1
511	0.039	0.029233	0.0097669	1
512	0.039	0.029239	0.0097606	1
513	0.039	0.029246	0.0097543	1
514	0.039	0.029252	0.009748	1
515	0.039	0.029258	0.0097418	1
516	0.042	0.029264	0.012736	1
517	0.039	0.029271	0.0097293	1
518	0.042	0.029277	0.012723	1
519	0.042	0.029283	0.012717	1
520	0.042	0.029289	0.012711	1
521	0.042	0.029296	0.012704	1
522	0.042	0.029302	0.012698	1
523	0.042	0.029308	0.012692	1
524	0.045	0.029314	0.015686	1
525	0.042	0.02932	0.01268	1
526	0.042	0.029326	0.012674	1
527	0.045	0.029332	0.015668	1
528	0.042	0.029339	0.012661	1
529	0.042	0.029345	0.012655	1
530	0.045	0.029351	0.015649	1
531	0.045	0.029357	0.015643	1
532	0.045	0.029363	0.015637	1
533	0.042	0.029369	0.012631	1
534	0.042	0.029375	0.012625	1
535	0.045	0.029381	0.015619	1
536	0.045	0.029387	0.015613	1
537	0.045	0.029393	0.015607	1
538	0.042	0.029399	0.012601	1
539	0.042	0.029405	0.012595	1
540	0.042	0.029411	0.012589	1
541	0.042	0.029417	0.012583	1
542	0.042	0.029423	0.012577	1
543	0.042	0.029429	0.012571	1
544	0.042	0.029435	0.012565	1

545	0.042	0.029441	0.012559	1
546	0.042	0.029447	0.012553	1
547	0.042	0.029453	0.012547	1
548	0.039	0.029458	0.0095416	1
549	0.039	0.029464	0.0095357	1
550	0.039	0.02947	0.0095298	1
551	0.039	0.029476	0.009524	1
552	0.036	0.029482	0.0065181	1
553	0.036	0.029488	0.0065123	1
554	0.036	0.029494	0.0065065	1
555	0.036	0.029499	0.0065007	1
556	0.036	0.029505	0.0064949	1
557	0.033	0.029511	0.0034891	1
558	0.036	0.029517	0.0064833	1
559	0.036	0.029522	0.0064775	1
560	0.033	0.029528	0.0034718	1
561	0.033	0.029534	0.003466	1
562	0.036	0.02954	0.0064603	1
563	0.036	0.029545	0.0064545	1
564	0.033	0.029551	0.0034488	1
565	0.036	0.029557	0.0064431	1
566	0.033	0.029563	0.0034374	1
567	0.036	0.029568	0.0064317	1
568	0.039	0.029574	0.0094261	1
569	0.036	0.02958	0.0064204	1
570	0.036	0.029585	0.0064147	1
571	0.039	0.029591	0.0094091	1
572	0.036	0.029597	0.0064034	1
573	0.036	0.029602	0.0063978	1
574	0.039	0.029608	0.0093922	1
575	0.036	0.029613	0.0063866	1
576	0.039	0.029619	0.009381	1
577	0.039	0.029625	0.0093754	1
578	0.036	0.02963	0.0063698	1
579	0.039	0.029636	0.0093642	1
580	0.039	0.029641	0.0093587	1
581	0.036	0.029647	0.0063531	1
582	0.039	0.029652	0.0093476	1
583	0.039	0.029658	0.009342	1
584	0.039	0.029663	0.0093365	1
585	0.039	0.029669	0.009331	1
586	0.039	0.029675	0.0093255	1
587	0.039	0.02968	0.00932	1
588	0.039	0.029685	0.0093145	1
589	0.039	0.029691	0.009309	1
590	0.039	0.029696	0.0093036	1
591	0.039	0.029702	0.0092981	1
592	0.039	0.029707	0.0092927	1
593	0.036	0.029713	0.0062872	1
594	0.036	0.029718	0.0062818	1
595	0.036	0.029724	0.0062764	1
596	0.036	0.029729	0.006271	1
597	0.039	0.029734	0.0092656	1
598	0.036	0.02974	0.0062602	1
599	0.036	0.029745	0.0062548	1
600	0.036	0.029751	0.0062494	1
601	0.036	0.029756	0.006244	1
602	0.039	0.029761	0.0092387	1
603	0.036	0.029767	0.0062333	1
604	0.036	0.029772	0.006228	1

605	0.039	0.029777	0.0092227	1
606	0.036	0.029783	0.0062173	1
607	0.036	0.029788	0.006212	1
608	0.036	0.029793	0.0062067	1
609	0.039	0.029799	0.0092014	1
610	0.039	0.029804	0.0091961	1
611	0.039	0.029809	0.0091908	1
612	0.036	0.029814	0.0061856	1
613	0.039	0.02982	0.0091803	1
614	0.039	0.029825	0.0091751	1
615	0.039	0.02983	0.0091698	1
616	0.039	0.029835	0.0091646	1
617	0.039	0.029841	0.0091593	1
618	0.039	0.029846	0.0091541	1
619	0.039	0.029851	0.0091489	1
620	0.039	0.029856	0.0091437	1
621	0.039	0.029861	0.0091385	1
622	0.039	0.029867	0.0091333	1
623	0.039	0.029872	0.0091282	1
624	0.039	0.029877	0.009123	1
625	0.036	0.029882	0.0061178	1
626	0.036	0.029887	0.0061127	1
627	0.036	0.029892	0.0061075	1
628	0.036	0.029898	0.0061024	1
629	0.036	0.029903	0.0060973	1
630	0.036	0.029908	0.0060921	1
631	0.039	0.029913	0.009087	1
632	0.036	0.029918	0.0060819	1
633	0.036	0.029923	0.0060768	1
634	0.039	0.029928	0.0090717	1
635	0.039	0.029933	0.0090667	1
636	0.039	0.029938	0.0090616	1
637	0.039	0.029943	0.0090565	1
638	0.039	0.029949	0.0090515	1
639	0.039	0.029954	0.0090464	1
640	0.039	0.029959	0.0090414	1
641	0.039	0.029964	0.0090363	1
642	0.039	0.029969	0.0090313	1
643	0.036	0.029974	0.0060263	1
644	0.039	0.029979	0.0090213	1
645	0.039	0.029984	0.0090163	1
646	0.039	0.029989	0.0090113	1
647	0.042	0.029994	0.012006	1
648	0.039	0.029999	0.0090013	1
649	0.042	0.030004	0.011996	1
650	0.039	0.030009	0.0089914	1
651	0.042	0.030014	0.011986	1
652	0.042	0.030018	0.011982	1
653	0.039	0.030023	0.0089766	1
654	0.042	0.030028	0.011972	1
655	0.042	0.030033	0.011967	1
656	0.042	0.030038	0.011962	1
657	0.039	0.030043	0.0089569	1
658	0.042	0.030048	0.011952	1
659	0.042	0.030053	0.011947	1
660	0.042	0.030058	0.011942	1
661	0.042	0.030063	0.011937	1
662	0.042	0.030068	0.011932	1
663	0.042	0.030072	0.011928	1
664	0.042	0.030077	0.011923	1

665	0.042	0.030082	0.011918	1
666	0.039	0.030087	0.008913	1
667	0.039	0.030092	0.0089082	1
668	0.039	0.030097	0.0089034	1
669	0.039	0.030101	0.0088985	1
670	0.039	0.030106	0.0088937	1
671	0.039	0.030111	0.0088889	1
672	0.036	0.030116	0.0058841	1
673	0.039	0.030121	0.0088793	1
674	0.039	0.030125	0.0088745	1
675	0.036	0.03013	0.0058698	1
676	0.036	0.030135	0.005865	1
677	0.036	0.03014	0.0058602	1
678	0.039	0.030145	0.0088555	1
679	0.039	0.030149	0.0088507	1
680	0.036	0.030154	0.005846	1
681	0.036	0.030159	0.0058412	1
682	0.039	0.030163	0.0088365	1
683	0.036	0.030168	0.0058318	1
684	0.039	0.030173	0.0088271	1
685	0.036	0.030178	0.0058224	1
686	0.036	0.030182	0.0058177	1
687	0.039	0.030187	0.008813	1
688	0.036	0.030192	0.0058083	1
689	0.039	0.030196	0.0088036	1
690	0.039	0.030201	0.0087989	1
691	0.036	0.030206	0.0057943	1
692	0.039	0.03021	0.0087896	1
693	0.039	0.030215	0.0087849	1
694	0.039	0.03022	0.0087803	1
695	0.039	0.030224	0.0087757	1
696	0.039	0.030229	0.008771	1
697	0.039	0.030234	0.0087664	1
698	0.039	0.030238	0.0087618	1
699	0.039	0.030243	0.0087572	1
700	0.039	0.030247	0.0087525	1
701	0.039	0.030252	0.0087479	1
702	0.039	0.030257	0.0087433	1
703	0.039	0.030261	0.0087388	1
704	0.039	0.030266	0.0087342	1
705	0.039	0.03027	0.0087296	1
706	0.039	0.030275	0.008725	1
707	0.039	0.03028	0.0087205	1
708	0.039	0.030284	0.0087159	1
709	0.039	0.030289	0.0087114	1
710	0.039	0.030293	0.0087068	1
711	0.039	0.030298	0.0087023	1
712	0.036	0.030302	0.0056978	1
713	0.039	0.030307	0.0086932	1
714	0.036	0.030311	0.0056887	1
715	0.036	0.030316	0.0056842	1
716	0.036	0.03032	0.0056797	1
717	0.036	0.030325	0.0056752	1
718	0.039	0.030329	0.0086707	1
719	0.033	0.030334	0.0026662	1
720	0.036	0.030338	0.0056617	1
721	0.033	0.030343	0.0026573	1
722	0.033	0.030347	0.0026528	1
723	0.036	0.030352	0.0056483	1
724	0.036	0.030356	0.0056439	1

725	0.036	0.030361	0.0056394	1
726	0.036	0.030365	0.005635	1
727	0.036	0.030369	0.0056306	1
728	0.039	0.030374	0.0086261	1
729	0.039	0.030378	0.0086217	1
730	0.039	0.030383	0.0086173	1
731	0.039	0.030387	0.0086129	1
732	0.039	0.030392	0.0086085	1
733	0.039	0.030396	0.0086041	1
734	0.039	0.0304	0.0085997	1
735	0.039	0.030405	0.0085953	1
736	0.039	0.030409	0.0085909	1
737	0.039	0.030413	0.0085865	1
738	0.036	0.030418	0.0055822	1
739	0.036	0.030422	0.0055778	1
740	0.036	0.030427	0.0055734	1
741	0.036	0.030431	0.0055691	1
742	0.036	0.030435	0.0055647	1
743	0.036	0.03044	0.0055604	1
744	0.036	0.030444	0.0055561	1
745	0.036	0.030448	0.0055517	1
746	0.036	0.030453	0.0055474	1
747	0.036	0.030457	0.0055431	1
748	0.036	0.030461	0.0055388	1
749	0.036	0.030466	0.0055345	1
750	0.036	0.03047	0.0055302	1
751	0.036	0.030474	0.0055259	1
752	0.036	0.030478	0.0055216	1
753	0.033	0.030483	0.0025173	1
754	0.036	0.030487	0.005513	1
755	0.036	0.030491	0.0055087	1
756	0.036	0.030496	0.0055045	1
757	0.036	0.0305	0.0055002	1
758	0.036	0.030504	0.005496	1
759	0.036	0.030508	0.0054917	1
760	0.036	0.030513	0.0054875	1
761	0.036	0.030517	0.0054832	1
762	0.036	0.030521	0.005479	1
763	0.036	0.030525	0.0054748	1
764	0.036	0.030529	0.0054706	1
765	0.036	0.030534	0.0054663	1
766	0.036	0.030538	0.0054621	1
767	0.036	0.030542	0.0054579	1
768	0.036	0.030546	0.0054537	1
769	0.036	0.03055	0.0054495	1
770	0.036	0.030555	0.0054453	1
771	0.033	0.030559	0.0024412	1
772	0.036	0.030563	0.005437	1
773	0.039	0.030567	0.0084328	1
774	0.036	0.030571	0.0054286	1
775	0.036	0.030576	0.0054245	1
776	0.036	0.03058	0.0054203	1
777	0.036	0.030584	0.0054162	1
778	0.036	0.030588	0.005412	1
779	0.036	0.030592	0.0054079	1
780	0.036	0.030596	0.0054037	1
781	0.036	0.0306	0.0053996	1
782	0.036	0.030605	0.0053955	1
783	0.036	0.030609	0.0053914	1
784	0.036	0.030613	0.0053873	1

785	0.036	0.030617	0.0053831	1
786	0.033	0.030621	0.002379	1
787	0.036	0.030625	0.0053749	1
788	0.036	0.030629	0.0053709	1
789	0.036	0.030633	0.0053668	1
790	0.036	0.030637	0.0053627	1
791	0.036	0.030641	0.0053586	1
792	0.039	0.030645	0.0083545	1
793	0.039	0.03065	0.0083505	1
794	0.039	0.030654	0.0083464	1
795	0.036	0.030658	0.0053423	1
796	0.039	0.030662	0.0083383	1
797	0.036	0.030666	0.0053342	1
798	0.039	0.03067	0.0083302	1
799	0.036	0.030674	0.0053262	1
800	0.036	0.030678	0.0053221	1
801	0.039	0.030682	0.0083181	1

==========

RESULTS FROM VISUAL CURVE MATCHING

VISUAL MATCH PARAMETER ESTIMATES

		Estimate
T	=	1.7069E-001
S	=	1.7888E-002

<<

SCDHEC
IFB-29012-10/18/05-EMW
Page: 113

SPATCO Environmental	Client: Handy Pantry
Project No.: 9-2798	Location: Taylor St, Columbia S.C.

Handy Pantry, Pumping Test Data, MW-2

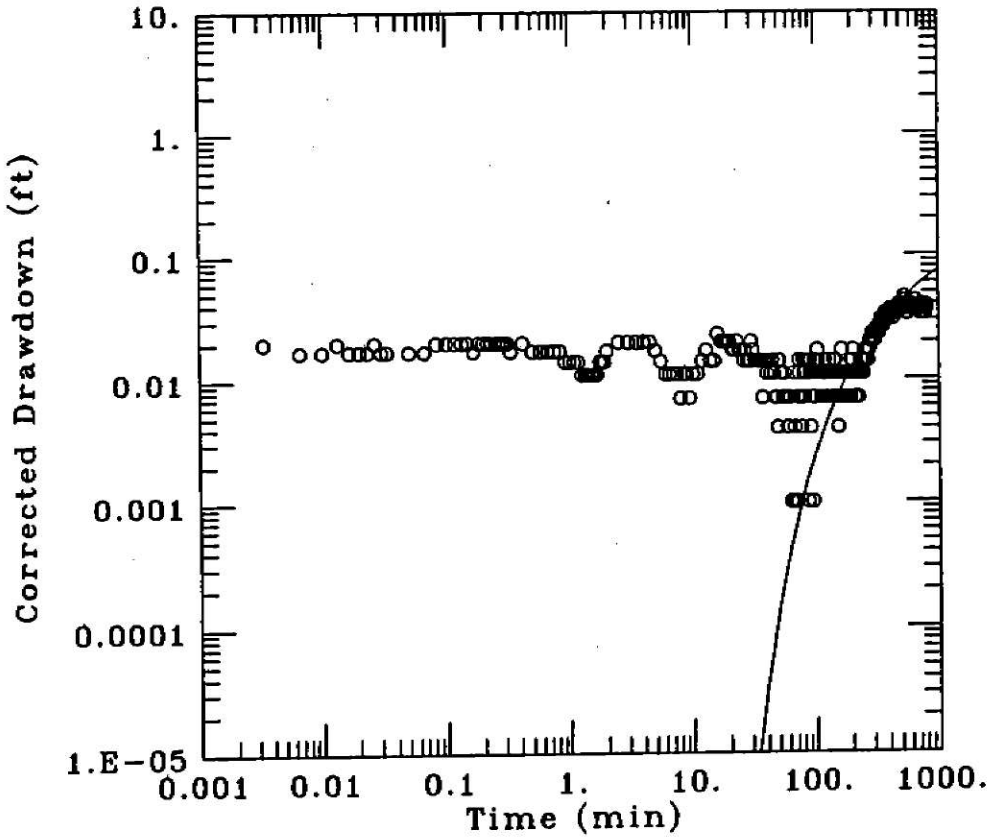

DATA SET:
hptntmw2.dat
10/25/93

AQUIFER TYPE:
Unconfined
SOLUTION METHOD:
Theis
TEST DATE:
8/26/93

ESTIMATED PARAMETERS:
T = 0.08345 ft^2/min
S = 0.0201

TEST DATA:
Q = 0.06684 ft^3/min
r = 56. ft
b = 17.38 ft

A Q T E S O L V

A Program for

Automatic Estimation of Aquifer Coefficients

From Aquifer Test Data

By:

Glenn M. Duffield
and
James O. Rumbaugh, III

Geraghty & Miller Modeling Group
1895 Preston White Drive, Suite 301
Reston, VA 22091

(703) 476 - 0335

A Q T E S O L V is a user-friendly program designed to analyze data from aquifer tests automatically. Aquifer coefficients for a variety of aquifer test conditions can be estimated by A Q T E S O L V , including the following:

- o confined aquifers, unconfined aquifers, and leaky aquifers
- o pumping tests, injection tests, recovery tests, and slug tests

Features:

- o Interactive, menu-driven program design
- o Nonlinear least-squares estimation of aquifer coefficients
- o Statistical analysis of results
- o Complete graphical display of results

<<

Time	Observed	Calculated	Residual	Weight
0.0033	0.02	0	0.02	1
0.0066	0.017	0	0.017	1
0.01	0.017	0	0.017	1
0.0133	0.02	0	0.02	1
0.0166	0.017	0	0.017	1
0.02	0.017	0	0.017	1
0.0233	0.017	0	0.017	1
0.0266	0.02	0	0.02	1
0.03	0.017	0	0.017	1
0.0333	0.017	0	0.017	1
0.05	0.017	0	0.017	1
0.0666	0.017	0	0.017	1
0.0833	0.02	0	0.02	1
0.1	0.02	0	0.02	1
0.1166	0.02	0	0.02	1
0.1333	0.02	0	0.02	1
0.15	0.02	0	0.02	1
0.1666	0.017	0	0.017	1
0.1833	0.02	0	0.02	1
0.2	0.02	0	0.02	1
0.2166	0.02	0	0.02	1
0.2333	0.02	0	0.02	1
0.25	0.02	0	0.02	1
0.2666	0.02	0	0.02	1
0.2833	0.02	0	0.02	1
0.3	0.02	0	0.02	1
0.3166	0.02	0	0.02	1
0.3333	0.017	0	0.017	1
0.4166	0.02	0	0.02	1
0.5	0.017	0	0.017	1
0.5833	0.017	0	0.017	1
0.6666	0.017	0	0.017	1
0.75	0.017	0	0.017	1
0.8333	0.017	0	0.017	1
0.9166	0.014	0	0.014	1
1	0.014	0	0.014	1
1.0833	0.014	0	0.014	1
1.1666	0.014	7.7233E-034	0.014	1
1.25	0.011	7.8527E-032	0.011	1
1.3333	0.011	4.4764E-030	0.011	1
1.4166	0.011	1.5918E-028	0.011	1
1.5	0.011	3.8327E-027	0.011	1
1.5833	0.011	6.5978E-026	0.011	1
1.6666	0.011	8.5674E-025	0.011	1
1.75	0.014	8.7587E-024	0.014	1
1.8333	0.014	7.245E-023	0.014	1
1.9166	0.014	4.9968E-022	0.014	1
2	0.017	2.9452E-021	0.017	1
2.5	0.02	1.0506E-017	0.02	1
3	0.02	2.5319E-015	0.02	1
3.5	0.02	1.302E-013	0.02	1
4	0.02	2.5419E-012	0.02	1
4.5	0.02	2.5971E-011	0.02	1
5	0.017	1.684E-010	0.017	1
5.5	0.014	7.837E-010	0.014	1
6	0.011	2.8418E-009	0.011	1
6.5	0.011	8.5006E-009	0.011	1
7	0.011	2.1848E-008	0.011	1

7.5	0.011	4.9719E-008	0.011	1
8	0.007	1.0246E-007	0.0069999	1
8.5	0.011	1.9455E-007	0.011	1
9	0.011	3.4495E-007	0.011	1
9.5	0.007	5.7727E-007	0.0069994	1
10	0.011	9.1959E-007	0.010999	1
11	0.011	2.0669E-006	0.010998	1
12	0.014	4.0843E-006	0.013996	1
13	0.017	7.306E-006	0.016993	1
14	0.014	1.208E-005	0.013988	1
15	0.014	1.875E-005	0.013981	1
16	0.023	2.7636E-005	0.022972	1
17	0.02	3.9027E-005	0.019961	1
18	0.02	5.3173E-005	0.019947	1
19	0.02	7.0282E-005	0.01993	1
20	0.02	9.0519E-005	0.019909	1
21	0.017	0.00011401	0.016886	1
22	0.017	0.00014084	0.016859	1
23	0.02	0.00017106	0.019829	1
24	0.017	0.0002047	0.016795	1
25	0.017	0.00024175	0.016758	1
26	0.014	0.00028219	0.013718	1
27	0.017	0.00032597	0.016674	1
28	0.014	0.00037302	0.013627	1
29	0.014	0.00042328	0.013577	1
30	0.02	0.00047665	0.019523	1
31	0.017	0.00053306	0.016467	1
32	0.014	0.00059239	0.013408	1
33	0.014	0.00065455	0.013345	1
34	0.014	0.00071942	0.013281	1
35	0.014	0.00078691	0.013213	1
36	0.014	0.00085691	0.013143	1
37	0.007	0.0009293	0.0060707	1
38	0.014	0.001004	0.012996	1
39	0.014	0.0010809	0.012919	1
40	0.011	0.0011598	0.0098402	1
41	0.014	0.0012407	0.012759	1
42	0.014	0.0013236	0.012676	1
43	0.011	0.0014082	0.0095918	1
44	0.014	0.0014944	0.012506	1
45	0.014	0.0015823	0.012418	1
46	0.011	0.0016718	0.0093282	1
47	0.007	0.0017626	0.0052374	1
48	0.007	0.0018548	0.0051452	1
49	0.004	0.0019483	0.0020517	1
50	0.014	0.0020429	0.011957	1
51	0.014	0.0021388	0.011861	1
52	0.011	0.0022356	0.0087644	1
53	0.011	0.0023335	0.0086665	1
54	0.007	0.0024323	0.0045677	1
55	0.007	0.0025319	0.0044681	1
56	0.011	0.0026324	0.0083676	1
57	0.007	0.0027337	0.0042663	1
58	0.007	0.0028356	0.0041644	1
59	0.004	0.0029382	0.0010618	1
60	0.007	0.0030414	0.0039586	1
61	0.004	0.0031452	0.00085477	1
62	0.007	0.0032495	0.0037505	1
63	0.001	0.0033543	-0.0023543	1
64	0.001	0.0034595	-0.0024595	1

65	0.001	0.0035652	-0.0025652	1
66	0.001	0.0036712	-0.0026712	1
67	0.011	0.0037775	0.0072225	1
68	0.004	0.0038841	0.00011587	1
69	0.001	0.003991	-0.002991	1
70	0.001	0.0040982	-0.0030982	1
71	0.001	0.0042055	-0.0032055	1
72	0.007	0.004313	0.002687	1
73	0.014	0.0044207	0.0095793	1
74	0.011	0.0045286	0.0064714	1
75	0.007	0.0046365	0.0023635	1
76	0.007	0.0047445	0.0022555	1
77	0.007	0.0048526	0.0021474	1
78	0.004	0.0049608	-0.00096078	1
79	0.014	0.005069	0.008931	1
80	0.011	0.0051771	0.0058229	1
81	0.014	0.0052853	0.0087147	1
82	0.007	0.0053935	0.0016065	1
83	0.011	0.0055016	0.0054984	1
84	0.014	0.0056097	0.0083903	1
85	0.014	0.0057177	0.0082823	1
86	0.014	0.0058256	0.0081744	1
87	0.001	0.0059334	-0.0049334	1
88	0.014	0.0060412	0.0079588	1
89	0.014	0.0061488	0.0078512	1
90	0.011	0.0062563	0.0047437	1
91	0.014	0.0063636	0.0076364	1
92	0.004	0.0064708	-0.0024708	1
93	0.011	0.0065778	0.0044222	1
94	0.007	0.0066847	0.00031527	1
95	0.001	0.0067914	-0.0057914	1
96	0.007	0.006898	0.00010204	1
97	0.011	0.0070043	0.0039957	1
98	0.014	0.0071104	0.0068896	1
99	0.007	0.0072164	-0.00021638	1
100	0.011	0.0073221	0.0036779	1
101	0.011	0.0074276	0.0035724	1
102	0.014	0.0075329	0.0064671	1
103	0.011	0.007638	0.003362	1
104	0.017	0.0077428	0.0092572	1
105	0.014	0.0078474	0.0061526	1
106	0.011	0.0079518	0.0030482	1
107	0.011	0.0080559	0.0029441	1
108	0.011	0.0081598	0.0028402	1
109	0.011	0.0082634	0.0027366	1
110	0.011	0.0083668	0.0026332	1
111	0.007	0.0084699	-0.0014699	1
112	0.011	0.0085727	0.0024273	1
113	0.011	0.0086753	0.0023247	1
114	0.011	0.0087776	0.0022224	1
115	0.011	0.0088797	0.0021203	1
116	0.011	0.0089814	0.0020186	1
117	0.007	0.0090829	-0.0020829	1
118	0.011	0.0091842	0.0018158	1
119	0.011	0.0092851	0.0017149	1
120	0.011	0.0093858	0.0016142	1
121	0.014	0.0094862	0.0045138	1
122	0.011	0.0095863	0.0014137	1
123	0.011	0.0096861	0.0013139	1
124	0.007	0.0097856	-0.0027856	1

125	0.007	0.0098849	-0.0028849	1
126	0.007	0.0099838	-0.0029838	1
127	0.011	0.010082	0.00091752	1
128	0.007	0.010181	-0.0031809	1
129	0.011	0.010279	0.00072105	1
130	0.011	0.010377	0.00062325	1
131	0.014	0.010474	0.0035257	1
132	0.011	0.010571	0.00042852	1
133	0.011	0.010668	0.00033159	1
134	0.011	0.010765	0.00023495	1
135	0.007	0.010861	-0.0038614	1
136	0.011	0.010957	4.2555E-005	1
137	0.011	0.011053	-5.3207E-005	1
138	0.011	0.011149	-0.00014868	1
139	0.011	0.011244	-0.00024385	1
140	0.011	0.011339	-0.00033874	1
141	0.014	0.011433	0.0025667	1
142	0.011	0.011528	-0.00052764	1
143	0.014	0.011622	0.0023783	1
144	0.011	0.011715	-0.00071538	1
145	0.007	0.011809	-0.0048088	1
146	0.007	0.011902	-0.004902	1
147	0.011	0.011995	-0.00099481	1
148	0.014	0.012087	0.0019126	1
149	0.011	0.01218	-0.0011797	1
150	0.011	0.012272	-0.0012716	1
151	0.007	0.012363	-0.0053633	1
152	0.011	0.012455	-0.0014548	1
153	0.011	0.012546	-0.0015459	1
154	0.004	0.012637	-0.0086367	1
155	0.011	0.012727	-0.0017273	1
156	0.007	0.012818	-0.0058176	1
157	0.007	0.012908	-0.0059076	1
158	0.007	0.012997	-0.0059973	1
159	0.011	0.013087	-0.0020867	1
160	0.011	0.013176	-0.0021759	1
161	0.011	0.013265	-0.0022648	1
162	0.011	0.013353	-0.0023534	1
163	0.007	0.013442	-0.0064417	1
164	0.011	0.01353	-0.0025297	1
165	0.017	0.013617	0.0033825	1
166	0.011	0.013705	-0.002705	1
167	0.011	0.013792	-0.0027922	1
168	0.011	0.013879	-0.0028792	1
169	0.007	0.013966	-0.0069658	1
170	0.007	0.014052	-0.0070522	1
171	0.007	0.014138	-0.0071384	1
172	0.007	0.014224	-0.0072243	1
173	0.011	0.01431	-0.0033099	1
174	0.011	0.014395	-0.0033952	1
175	0.007	0.01448	-0.0074803	1
176	0.007	0.014565	-0.0075651	1
177	0.007	0.01465	-0.0076496	1
178	0.007	0.014734	-0.0077339	1
179	0.011	0.014818	-0.0038179	1
180	0.007	0.014902	-0.0079017	1
181	0.011	0.014985	-0.0039852	1
182	0.007	0.015068	-0.0080684	1
183	0.007	0.015151	-0.0081514	1
184	0.011	0.015234	-0.0042341	1

185	0.011	0.015317	-0.0043166	1
186	0.011	0.015399	-0.0043989	1
187	0.011	0.015481	-0.0044808	1
188	0.011	0.015563	-0.0045625	1
189	0.011	0.015644	-0.004644	1
190	0.007	0.015725	-0.0087252	1
191	0.011	0.015806	-0.0048062	1
192	0.011	0.015887	-0.004887	1
193	0.007	0.015967	-0.0089674	1
194	0.007	0.016048	-0.0090477	1
195	0.011	0.016128	-0.0051277	1
196	0.014	0.016207	-0.0022074	1
197	0.011	0.016287	-0.0052869	1
198	0.011	0.016366	-0.0053662	1
199	0.011	0.016445	-0.0054453	1
200	0.014	0.016524	-0.0025241	1
201	0.011	0.016603	-0.0056026	1
202	0.014	0.016681	-0.0026809	1
203	0.014	0.016759	-0.002759	1
204	0.014	0.016837	-0.0028369	1
205	0.017	0.016915	8.5481E-005	1
206	0.017	0.016992	8.085E-006	1
207	0.011	0.017069	-0.0060691	1
208	0.011	0.017146	-0.006146	1
209	0.011	0.017223	-0.0062227	1
210	0.011	0.017299	-0.0062992	1
211	0.011	0.017375	-0.0063755	1
212	0.011	0.017452	-0.0064515	1
213	0.007	0.017527	-0.010527	1
214	0.007	0.017603	-0.010603	1
215	0.007	0.017678	-0.010678	1
216	0.007	0.017753	-0.010753	1
217	0.011	0.017828	-0.0068283	1
218	0.011	0.017903	-0.0069031	1
219	0.011	0.017978	-0.0069776	1
220	0.011	0.018052	-0.0070518	1
221	0.011	0.018126	-0.0071259	1
222	0.011	0.0182	-0.0071997	1
223	0.011	0.018273	-0.0072734	1
224	0.007	0.018347	-0.011347	1
225	0.007	0.01842	-0.01142	1
226	0.011	0.018493	-0.007493	1
227	0.011	0.018566	-0.0075658	1
228	0.011	0.018638	-0.0076384	1
229	0.011	0.018711	-0.0077108	1
230	0.011	0.018783	-0.007783	1
231	0.011	0.018855	-0.0078549	1
232	0.011	0.018927	-0.0079267	1
233	0.011	0.018998	-0.0079983	1
234	0.011	0.01907	-0.0080696	1
235	0.011	0.019141	-0.0081408	1
236	0.014	0.019212	-0.0052118	1
237	0.011	0.019283	-0.0082825	1
238	0.011	0.019353	-0.0083531	1
239	0.011	0.019423	-0.0084235	1
240	0.011	0.019494	-0.0084936	1
241	0.011	0.019564	-0.0085636	1
242	0.011	0.019633	-0.0086334	1
243	0.014	0.019703	-0.005703	1
244	0.011	0.019772	-0.0087724	1

245	0.014	0.019842	-0.0058416	1
246	0.014	0.019911	-0.0059106	1
247	0.011	0.019979	-0.0089794	1
248	0.014	0.020048	-0.0060481	1
249	0.014	0.020117	-0.0061165	1
250	0.014	0.020185	-0.0061848	1
251	0.014	0.020253	-0.0062529	1
252	0.014	0.020321	-0.0063208	1
253	0.017	0.020389	-0.0033885	1
254	0.014	0.020456	-0.006456	1
255	0.014	0.020523	-0.0065234	1
256	0.014	0.020591	-0.0065906	1
257	0.014	0.020658	-0.0066575	1
258	0.014	0.020724	-0.0067243	1
259	0.014	0.020791	-0.006791	1
260	0.017	0.020857	-0.0038574	1
261	0.014	0.020924	-0.0069237	1
262	0.014	0.02099	-0.0069898	1
263	0.014	0.021056	-0.0070557	1
264	0.017	0.021121	-0.0041215	1
265	0.014	0.021187	-0.0071871	1
266	0.014	0.021252	-0.0072525	1
267	0.017	0.021318	-0.0043177	1
268	0.017	0.021383	-0.0043827	1
269	0.017	0.021448	-0.0044476	1
270	0.017	0.021512	-0.0045124	1
271	0.017	0.021577	-0.0045769	1
272	0.017	0.021641	-0.0046413	1
273	0.014	0.021706	-0.0077055	1
274	0.017	0.02177	-0.0047696	1
275	0.017	0.021833	-0.0048335	1
276	0.017	0.021897	-0.0048972	1
277	0.02	0.021961	-0.0019607	1
278	0.017	0.022024	-0.0050241	1
279	0.017	0.022087	-0.0050874	1
280	0.017	0.02215	-0.0051504	1
281	0.02	0.022213	-0.0022133	1
282	0.02	0.022276	-0.0022761	1
283	0.02	0.022339	-0.0023387	1
284	0.02	0.022401	-0.0024011	1
285	0.02	0.022463	-0.0024634	1
286	0.02	0.022526	-0.0025255	1
287	0.02	0.022587	-0.0025875	1
288	0.02	0.022649	-0.0026493	1
289	0.023	0.022711	0.00028907	1
290	0.02	0.022772	-0.0027724	1
291	0.02	0.022834	-0.0028338	1
292	0.02	0.022895	-0.002895	1
293	0.02	0.022956	-0.002956	1
294	0.023	0.023017	-1.6885E-005	1
295	0.02	0.023078	-0.0030776	1
296	0.023	0.023138	-0.00013821	1
297	0.023	0.023199	-0.00019865	1
298	0.023	0.023259	-0.00025894	1
299	0.023	0.023319	-0.00031908	1
300	0.023	0.023379	-0.00037907	1
301	0.023	0.023439	-0.00043892	1
302	0.023	0.023499	-0.00049862	1
303	0.023	0.023558	-0.00055818	1
304	0.023	0.023618	-0.00061759	1

305	0.023	0.023677	-0.00067686	1
306	0.023	0.023736	-0.00073598	1
307	0.02	0.023795	-0.003795	1
308	0.023	0.023854	-0.0008538	1
309	0.02	0.023913	-0.0039125	1
310	0.02	0.023971	-0.0039711	1
311	0.023	0.024029	-0.0010295	1
312	0.023	0.024088	-0.0010878	1
313	0.023	0.024146	-0.0011459	1
314	0.023	0.024204	-0.0012039	1
315	0.023	0.024262	-0.0012618	1
316	0.023	0.024319	-0.0013195	1
317	0.023	0.024377	-0.0013771	1
318	0.023	0.024435	-0.0014345	1
319	0.023	0.024492	-0.0014919	1
320	0.023	0.024549	-0.001549	1
321	0.023	0.024606	-0.0016061	1
322	0.026	0.024663	0.001337	1
323	0.023	0.02472	-0.0017198	1
324	0.026	0.024776	0.0012235	1
325	0.026	0.024833	0.001167	1
326	0.026	0.024889	0.0011106	1
327	0.026	0.024946	0.0010544	1
328	0.026	0.025002	0.00099824	1
329	0.026	0.025058	0.00094223	1
330	0.026	0.025114	0.00088636	1
331	0.026	0.025169	0.00083061	1
332	0.026	0.025225	0.000775	1
333	0.026	0.02528	0.00071951	1
334	0.023	0.025336	-0.0023359	1
335	0.026	0.025391	0.0006089	1
336	0.026	0.025446	0.00055379	1
337	0.026	0.025501	0.0004988	1
338	0.026	0.025556	0.00044394	1
339	0.026	0.025611	0.0003892	1
340	0.026	0.025665	0.00033458	1
341	0.026	0.02572	0.00028009	1
342	0.026	0.025774	0.00022572	1
343	0.03	0.025829	0.0041715	1
344	0.026	0.025883	0.00011734	1
345	0.03	0.025937	0.0040633	1
346	0.026	0.025991	9.441E-006	1
347	0.026	0.026044	-4.4328E-005	1
348	0.026	0.026098	-9.7977E-005	1
349	0.026	0.026152	-0.00015151	1
350	0.026	0.026205	-0.00020492	1
351	0.03	0.026258	0.0037418	1
352	0.026	0.026311	-0.00031139	1
353	0.03	0.026364	0.0036355	1
354	0.03	0.026417	0.0035826	1
355	0.03	0.02647	0.0035298	1
356	0.03	0.026523	0.0034771	1
357	0.03	0.026576	0.0034245	1
358	0.03	0.026628	0.003372	1
359	0.026	0.02668	-0.0006804	1
360	0.03	0.026733	0.0032673	1
361	0.03	0.026785	0.0032152	1
362	0.03	0.026837	0.0031632	1
363	0.03	0.026889	0.0031112	1
364	0.03	0.026941	0.0030594	1

365	0.03	0.026992	0.0030077	1
366	0.03	0.027044	0.0029561	1
367	0.03	0.027095	0.0029047	1
368	0.033	0.027147	0.0058533	1
369	0.03	0.027198	0.002802	1
370	0.03	0.027249	0.0027509	1
371	0.03	0.0273	0.0026998	1
372	0.03	0.027351	0.0026489	1
373	0.03	0.027402	0.0025981	1
374	0.03	0.027453	0.0025473	1
375	0.03	0.027503	0.0024967	1
376	0.033	0.027554	0.0054462	1
377	0.03	0.027604	0.0023958	1
378	0.03	0.027654	0.0023455	1
379	0.033	0.027705	0.0052953	1
380	0.033	0.027755	0.0052452	1
381	0.033	0.027805	0.0051953	1
382	0.033	0.027855	0.0051454	1
383	0.033	0.027904	0.0050956	1
384	0.03	0.027954	0.0020459	1
385	0.03	0.028004	0.0019963	1
386	0.033	0.028053	0.0049469	1
387	0.03	0.028102	0.0018975	1
388	0.033	0.028152	0.0048482	1
389	0.03	0.028201	0.0017991	1
390	0.03	0.02825	0.00175	1
391	0.03	0.028299	0.001701	1
392	0.033	0.028348	0.0046522	1
393	0.03	0.028397	0.0016034	1
394	0.03	0.028445	0.0015547	1
395	0.03	0.028494	0.0015062	1
396	0.03	0.028542	0.0014577	1
397	0.03	0.028591	0.0014093	1
398	0.033	0.028639	0.004361	1
399	0.033	0.028687	0.0043128	1
400	0.033	0.028735	0.0042648	1
401	0.03	0.028783	0.0012168	1
402	0.033	0.028831	0.0041689	1
403	0.033	0.028879	0.0041211	1
404	0.033	0.028927	0.0040734	1
405	0.033	0.028974	0.0040258	1
406	0.036	0.029022	0.0069782	1
407	0.033	0.029069	0.0039308	1
408	0.036	0.029117	0.0068835	1
409	0.036	0.029164	0.0068363	1
410	0.036	0.029211	0.0067891	1
411	0.036	0.029258	0.0067421	1
412	0.033	0.029305	0.0036951	1
413	0.036	0.029352	0.0066482	1
414	0.036	0.029399	0.0066015	1
415	0.036	0.029445	0.0065548	1
416	0.036	0.029492	0.0065082	1
417	0.033	0.029538	0.0034617	1
418	0.036	0.029585	0.0064153	1
419	0.036	0.029631	0.0063689	1
420	0.036	0.029677	0.0063227	1
421	0.036	0.029723	0.0062766	1
422	0.036	0.029769	0.0062305	1
423	0.036	0.029815	0.0061845	1
424	0.036	0.029861	0.0061387	1

425	0.036	0.029907	0.0060929	1
426	0.033	0.029953	0.0030472	1
427	0.036	0.029998	0.0060016	1
428	0.036	0.030044	0.005956	1
429	0.036	0.030089	0.0059106	1
430	0.033	0.030135	0.0028652	1
431	0.03	0.03018	-0.00018006	1
432	0.033	0.030225	0.0027748	1
433	0.03	0.03027	-0.00027034	1
434	0.036	0.030315	0.0056846	1
435	0.033	0.03036	0.0026397	1
436	0.036	0.030405	0.0055949	1
437	0.036	0.03045	0.0055501	1
438	0.036	0.030495	0.0055054	1
439	0.033	0.030539	0.0024608	1
440	0.036	0.030584	0.0054163	1
441	0.036	0.030628	0.0053719	1
442	0.036	0.030672	0.0053275	1
443	0.036	0.030717	0.0052832	1
444	0.033	0.030761	0.0022391	1
445	0.036	0.030805	0.005195	1
446	0.036	0.030849	0.0051509	1
447	0.033	0.030893	0.002107	1
448	0.036	0.030937	0.0050631	1
449	0.036	0.030981	0.0050194	1
450	0.033	0.031024	0.0019756	1
451	0.036	0.031068	0.004932	1
452	0.036	0.031112	0.0048885	1
453	0.036	0.031155	0.004845	1
454	0.036	0.031198	0.0048016	1
455	0.033	0.031242	0.0017583	1
456	0.033	0.031285	0.0017151	1
457	0.033	0.031328	0.001672	1
458	0.033	0.031371	0.0016289	1
459	0.033	0.031414	0.0015859	1
460	0.033	0.031457	0.001543	1
461	0.033	0.0315	0.0015001	1
462	0.033	0.031543	0.0014574	1
463	0.033	0.031585	0.0014147	1
464	0.033	0.031628	0.0013721	1
465	0.033	0.03167	0.0013295	1
466	0.033	0.031713	0.0012871	1
467	0.033	0.031755	0.0012447	1
468	0.036	0.031798	0.0042024	1
469	0.036	0.03184	0.0041602	1
470	0.036	0.031882	0.004118	1
471	0.036	0.031924	0.0040759	1
472	0.036	0.031966	0.0040339	1
473	0.039	0.032008	0.006992	1
474	0.036	0.03205	0.0039501	1
475	0.036	0.032092	0.0039083	1
476	0.039	0.032133	0.0068666	1
477	0.036	0.032175	0.003825	1
478	0.036	0.032217	0.0037834	1
479	0.039	0.032258	0.0067419	1
480	0.039	0.0323	0.0067005	1
481	0.039	0.032341	0.0066591	1
482	0.039	0.032382	0.0066178	1
483	0.039	0.032423	0.0065766	1
484	0.039	0.032465	0.0065355	1

485	0.039	0.032506	0.0064944	1
486	0.039	0.032547	0.0064534	1
487	0.039	0.032588	0.0064125	1
488	0.039	0.032628	0.0063716	1
489	0.039	0.032669	0.0063308	1
490	0.039	0.03271	0.0062901	1
491	0.039	0.032751	0.0062495	1
492	0.039	0.032791	0.0062089	1
493	0.036	0.032832	0.0031684	1
494	0.039	0.032872	0.0061279	1
495	0.039	0.032912	0.0060875	1
496	0.039	0.032953	0.0060472	1
497	0.039	0.032993	0.006007	1
498	0.039	0.033033	0.0059668	1
499	0.039	0.033073	0.0059267	1
500	0.039	0.033113	0.0058867	1
501	0.039	0.033153	0.0058467	1
502	0.039	0.033193	0.0058068	1
503	0.039	0.033233	0.005767	1
504	0.039	0.033273	0.0057272	1
505	0.039	0.033312	0.0056875	1
506	0.039	0.033352	0.0056479	1
507	0.039	0.033392	0.0056083	1
508	0.039	0.033431	0.0055688	1
509	0.039	0.033471	0.0055294	1
510	0.039	0.03351	0.00549	1
511	0.039	0.033549	0.0054507	1
512	0.039	0.033589	0.0054114	1
513	0.039	0.033628	0.0053723	1
514	0.039	0.033667	0.0053332	1
515	0.039	0.033706	0.0052941	1
516	0.042	0.033745	0.0082551	1
517	0.039	0.033784	0.0052162	1
518	0.042	0.033823	0.0081773	1
519	0.042	0.033861	0.0081385	1
520	0.042	0.0339	0.0080998	1
521	0.042	0.033939	0.0080611	1
522	0.042	0.033977	0.0080225	1
523	0.042	0.034016	0.007984	1
524	0.045	0.034054	0.010946	1
525	0.042	0.034093	0.0079071	1
526	0.042	0.034131	0.0078687	1
527	0.045	0.03417	0.01083	1
528	0.042	0.034208	0.0077922	1
529	0.042	0.034246	0.007754	1
530	0.045	0.034284	0.010716	1
531	0.045	0.034322	0.010678	1
532	0.045	0.03436	0.01064	1
533	0.042	0.034398	0.0076019	1
534	0.042	0.034436	0.0075641	1
535	0.045	0.034474	0.010526	1
536	0.045	0.034511	0.010489	1
537	0.045	0.034549	0.010451	1
538	0.042	0.034587	0.0074132	1
539	0.042	0.034624	0.0073756	1
540	0.042	0.034662	0.0073381	1
541	0.042	0.034699	0.0073007	1
542	0.042	0.034737	0.0072633	1
543	0.042	0.034774	0.0072259	1
544	0.042	0.034811	0.0071887	1

545	0.042	0.034849	0.0071514	1
546	0.042	0.034886	0.0071143	1
547	0.042	0.034923	0.0070772	1
548	0.039	0.03496	0.0040401	1
549	0.039	0.034997	0.0040031	1
550	0.039	0.035034	0.0039662	1
551	0.039	0.035071	0.0039293	1
552	0.036	0.035107	0.00089253	1
553	0.036	0.035144	0.00085578	1
554	0.036	0.035181	0.00081908	1
555	0.036	0.035218	0.00078243	1
556	0.036	0.035254	0.00074585	1
557	0.033	0.035291	-0.0022907	1
558	0.036	0.035327	0.00067284	1
559	0.036	0.035364	0.00063642	1
560	0.033	0.0354	-0.0023999	1
561	0.033	0.035436	-0.0024362	1
562	0.036	0.035472	0.0005275	1
563	0.036	0.035509	0.0004913	1
564	0.033	0.035545	-0.0025448	1
565	0.036	0.035581	0.00041908	1
566	0.033	0.035617	-0.002617	1
567	0.036	0.035653	0.00034707	1
568	0.039	0.035689	0.0033111	1
569	0.036	0.035725	0.00027527	1
570	0.036	0.035761	0.00023946	1
571	0.039	0.035796	0.0032037	1
572	0.036	0.035832	0.00016799	1
573	0.036	0.035868	0.00013234	1
574	0.039	0.035903	0.0030967	1
575	0.036	0.035939	6.1193E-005	1
576	0.039	0.035974	0.0030257	1
577	0.039	0.03601	0.0029903	1
578	0.036	0.036045	-4.5128E-005	1
579	0.039	0.03608	0.0029195	1
580	0.039	0.036116	0.0028843	1
581	0.036	0.036151	-0.00015097	1
582	0.039	0.036186	0.0028138	1
583	0.039	0.036221	0.0027787	1
584	0.039	0.036256	0.0027436	1
585	0.039	0.036291	0.0027086	1
586	0.039	0.036326	0.0026737	1
587	0.039	0.036361	0.0026387	1
588	0.039	0.036396	0.0026039	1
589	0.039	0.036431	0.0025691	1
590	0.039	0.036466	0.0025343	1
591	0.039	0.0365	0.0024996	1
592	0.039	0.036535	0.0024649	1
593	0.036	0.03657	-0.0005697	1
594	0.036	0.036604	-0.00060427	1
595	0.036	0.036639	-0.00063878	1
596	0.036	0.036673	-0.00067324	1
597	0.039	0.036708	0.0022923	1
598	0.036	0.036742	-0.00074202	1
599	0.036	0.036776	-0.00077633	1
600	0.036	0.036811	-0.00081059	1
601	0.036	0.036845	-0.00084481	1
602	0.039	0.036879	0.002121	1
603	0.036	0.036913	-0.00091309	1
604	0.036	0.036947	-0.00094715	1

605	0.039	0.036981	0.0020188	1
606	0.036	0.037015	-0.0010151	1
607	0.036	0.037049	-0.0010491	1
608	0.036	0.037083	-0.0010829	1
609	0.039	0.037117	0.0018832	1
610	0.039	0.037151	0.0018495	1
611	0.039	0.037184	0.0018157	1
612	0.036	0.037218	-0.0012179	1
613	0.039	0.037252	0.0017484	1
614	0.039	0.037285	0.0017148	1
615	0.039	0.037319	0.0016813	1
616	0.039	0.037352	0.0016478	1
617	0.039	0.037386	0.0016144	1
618	0.039	0.037419	0.001581	1
619	0.039	0.037452	0.0015476	1
620	0.039	0.037486	0.0015143	1
621	0.039	0.037519	0.0014811	1
622	0.039	0.037552	0.0014479	1
623	0.039	0.037585	0.0014147	1
624	0.039	0.037618	0.0013816	1
625	0.036	0.037651	-0.0016515	1
626	0.036	0.037684	-0.0016845	1
627	0.036	0.037717	-0.0017175	1
628	0.036	0.03775	-0.0017504	1
629	0.036	0.037783	-0.0017833	1
630	0.036	0.037816	-0.0018161	1
631	0.039	0.037849	0.0011511	1
632	0.036	0.037882	-0.0018817	1
633	0.036	0.037914	-0.0019144	1
634	0.039	0.037947	0.001053	1
635	0.039	0.03798	0.0010204	1
636	0.039	0.038012	0.00098779	1
637	0.039	0.038045	0.00095527	1
638	0.039	0.038077	0.00092279	1
639	0.039	0.03811	0.00089035	1
640	0.039	0.038142	0.00085796	1
641	0.039	0.038174	0.00082561	1
642	0.039	0.038207	0.00079331	1
643	0.036	0.038239	-0.0022389	1
644	0.039	0.038271	0.00072884	1
645	0.039	0.038303	0.00069667	1
646	0.039	0.038335	0.00066454	1
647	0.042	0.038368	0.0036325	1
648	0.039	0.0384	0.00060042	1
649	0.042	0.038432	0.0035684	1
650	0.039	0.038464	0.00053647	1
651	0.042	0.038495	0.0035046	1
652	0.042	0.038527	0.0034727	1
653	0.039	0.038559	0.00044086	1
654	0.042	0.038591	0.0034091	1
655	0.042	0.038623	0.0033773	1
656	0.042	0.038654	0.0033456	1
657	0.039	0.038686	0.00031399	1
658	0.042	0.038718	0.0032824	1
659	0.042	0.038749	0.0032508	1
660	0.042	0.038781	0.0032193	1
661	0.042	0.038812	0.0031878	1
662	0.042	0.038844	0.0031563	1
663	0.042	0.038875	0.0031249	1
664	0.042	0.038906	0.0030936	1

665	0.042	0.038938	0.0030623	1
666	0.039	0.038969	3.0987E-005	1
667	0.039	0.039	-2.4979E-007	1
668	0.039	0.039031	-3.1446E-005	1
669	0.039	0.039063	-6.2601E-005	1
670	0.039	0.039094	-9.3715E-005	1
671	0.039	0.039125	-0.00012479	1
672	0.036	0.039156	-0.0031558	1
673	0.039	0.039187	-0.00018681	1
674	0.039	0.039218	-0.00021776	1
675	0.036	0.039249	-0.0032487	1
676	0.036	0.03928	-0.0032795	1
677	0.036	0.03931	-0.0033104	1
678	0.039	0.039341	-0.00034117	1
679	0.039	0.039372	-0.00037192	1
680	0.036	0.039403	-0.0034026	1
681	0.036	0.039433	-0.0034333	1
682	0.039	0.039464	-0.00046393	1
683	0.036	0.039495	-0.0034945	1
684	0.039	0.039525	-0.00052507	1
685	0.036	0.039556	-0.0035556	1
686	0.036	0.039586	-0.0035861	1
687	0.039	0.039616	-0.00061649	1
688	0.036	0.039647	-0.0036469	1
689	0.039	0.039677	-0.00067724	1
690	0.039	0.039708	-0.00070756	1
691	0.036	0.039738	-0.0037378	1
692	0.039	0.039768	-0.00076807	1
693	0.039	0.039798	-0.00079828	1
694	0.039	0.039828	-0.00082844	1
695	0.039	0.039859	-0.00085856	1
696	0.039	0.039889	-0.00088865	1
697	0.039	0.039919	-0.00091869	1
698	0.039	0.039949	-0.0009487	1
699	0.039	0.039979	-0.00097868	1
700	0.039	0.040009	-0.0010086	1
701	0.039	0.040039	-0.0010385	1
702	0.039	0.040068	-0.0010684	1
703	0.039	0.040098	-0.0010982	1
704	0.039	0.040128	-0.001128	1
705	0.039	0.040158	-0.0011577	1
706	0.039	0.040187	-0.0011874	1
707	0.039	0.040217	-0.0012171	1
708	0.039	0.040247	-0.0012467	1
709	0.039	0.040276	-0.0012763	1
710	0.039	0.040306	-0.0013059	1
711	0.039	0.040335	-0.0013354	1
712	0.036	0.040365	-0.0043649	1
713	0.039	0.040394	-0.0013943	1
714	0.036	0.040424	-0.0044237	1
715	0.036	0.040453	-0.0044531	1
716	0.036	0.040482	-0.0044825	1
717	0.036	0.040512	-0.0045118	1
718	0.039	0.040541	-0.001541	1
719	0.033	0.04057	-0.0075703	1
720	0.036	0.040599	-0.0045995	1
721	0.033	0.040629	-0.0076286	1
722	0.033	0.040658	-0.0076577	1
723	0.036	0.040687	-0.0046868	1
724	0.036	0.040716	-0.0047159	1

725	0.036	0.040745	-0.0047449	1
726	0.036	0.040774	-0.0047739	1
727	0.036	0.040803	-0.0048028	1
728	0.039	0.040832	-0.0018317	1
729	0.039	0.040861	-0.0018606	1
730	0.039	0.040889	-0.0018894	1
731	0.039	0.040918	-0.0019182	1
732	0.039	0.040947	-0.001947	1
733	0.039	0.040976	-0.0019757	1
734	0.039	0.041004	-0.0020044	1
735	0.039	0.041033	-0.0020331	1
736	0.039	0.041062	-0.0020617	1
737	0.039	0.04109	-0.0020903	1
738	0.036	0.041119	-0.0051189	1
739	0.036	0.041147	-0.0051474	1
740	0.036	0.041176	-0.0051759	1
741	0.036	0.041204	-0.0052044	1
742	0.036	0.041233	-0.0052328	1
743	0.036	0.041261	-0.0052612	1
744	0.036	0.04129	-0.0052895	1
745	0.036	0.041318	-0.0053178	1
746	0.036	0.041346	-0.0053461	1
747	0.036	0.041374	-0.0053744	1
748	0.036	0.041403	-0.0054026	1
749	0.036	0.041431	-0.0054308	1
750	0.036	0.041459	-0.0054589	1
751	0.036	0.041487	-0.0054871	1
752	0.036	0.041515	-0.0055151	1
753	0.033	0.041543	-0.0085432	1
754	0.036	0.041571	-0.0055712	1
755	0.036	0.041599	-0.0055992	1
756	0.036	0.041627	-0.0056272	1
757	0.036	0.041655	-0.0056551	1
758	0.036	0.041683	-0.005683	1
759	0.036	0.041711	-0.0057108	1
760	0.036	0.041739	-0.0057386	1
761	0.036	0.041766	-0.0057664	1
762	0.036	0.041794	-0.0057942	1
763	0.036	0.041822	-0.0058219	1
764	0.036	0.04185	-0.0058496	1
765	0.036	0.041877	-0.0058772	1
766	0.036	0.041905	-0.0059049	1
767	0.036	0.041932	-0.0059325	1
768	0.036	0.04196	-0.00596	1
769	0.036	0.041988	-0.0059876	1
770	0.036	0.042015	-0.0060151	1
771	0.033	0.042043	-0.0090425	1
772	0.036	0.04207	-0.00607	1
773	0.039	0.042097	-0.0030974	1
774	0.036	0.042125	-0.0061247	1
775	0.036	0.042152	-0.0061521	1
776	0.036	0.042179	-0.0061794	1
777	0.036	0.042207	-0.0062066	1
778	0.036	0.042234	-0.0062339	1
779	0.036	0.042261	-0.0062611	1
780	0.036	0.042288	-0.0062883	1
781	0.036	0.042315	-0.0063154	1
782	0.036	0.042343	-0.0063425	1
783	0.036	0.04237	-0.0063696	1
784	0.036	0.042397	-0.0063967	1

785	0.036	0.042424	-0.0064237	1
786	0.033	0.042451	-0.0094507	1
787	0.036	0.042478	-0.0064777	1
788	0.036	0.042505	-0.0065046	1
789	0.036	0.042532	-0.0065315	1
790	0.036	0.042558	-0.0065584	1
791	0.036	0.042585	-0.0065852	1
792	0.039	0.042612	-0.003612	1
793	0.039	0.042639	-0.0036388	1
794	0.039	0.042666	-0.0036656	1
795	0.036	0.042692	-0.0066923	1
796	0.039	0.042719	-0.003719	1
797	0.036	0.042746	-0.0067456	1
798	0.039	0.042772	-0.0037723	1
799	0.036	0.042799	-0.0067989	1
800	0.036	0.042825	-0.0068254	1
801	0.039	0.042852	-0.003852	1

RESULTS FROM VISUAL CURVE MATCHING

VISUAL MATCH PARAMETER ESTIMATES

		Estimate
T	=	8.3454E-002
S	=	2.0099E-002

SPATCO Environmental	Client: Handy Pantry
Project No.: 9-2798	Location: Taylor St, Columbia S.C.

Handy Pantry, Pumping Test Data, MW-3

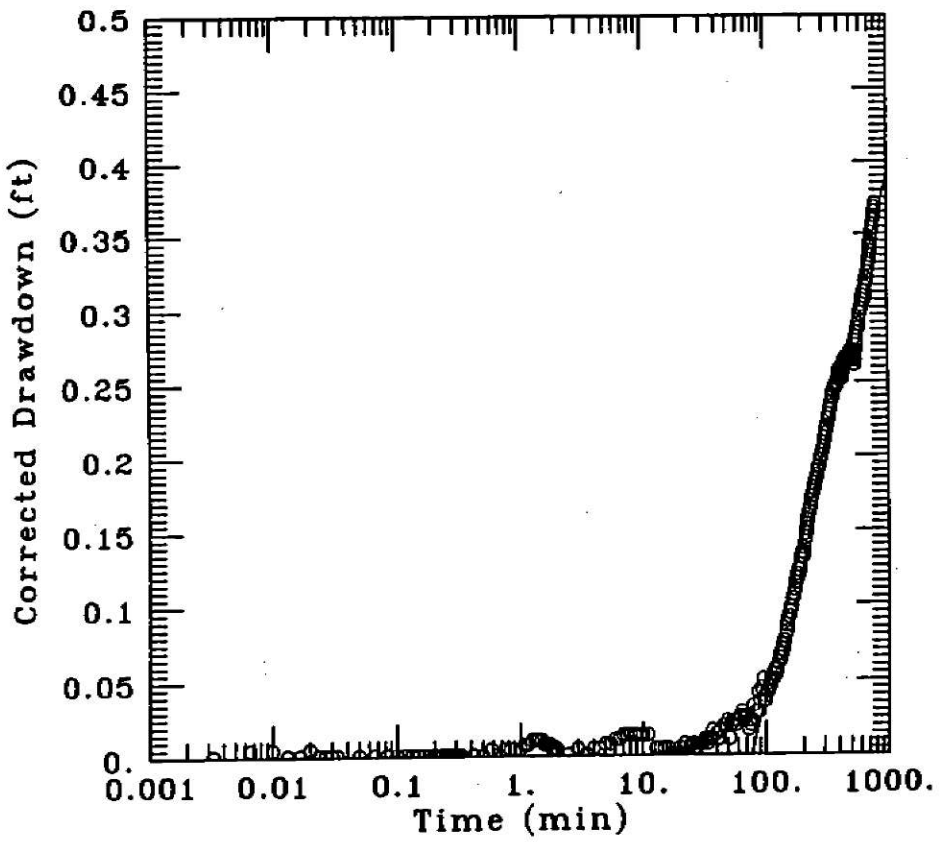

DATA SET:
hptntmw3.dat
10/08/93

AQUIFER TYPE:
Unconfined
SOLUTION METHOD:
Cooper-Jacob
TEST DATE:
8/26/93

ESTIMATED PARAMETERS:
T = 0.0349 ft^2/min
S = 0.01048

TEST DATA:
Q = 0.06684 ft^3/min
r = 24. ft
b = 17.38 ft

SCDHEC
IFB-29012-10/18/05-EMW
Page: 131

A Q T E S O L V

A Program for

Automatic Estimation of Aquifer Coefficients

From Aquifer Test Data

By:

Glenn M. Duffield
and
James O. Rumbaugh, III

Geraghty & Miller Modeling Group
1895 Preston White Drive, Suite 301
Reston, VA 22091

(703) 476 - 0335

A Q T E S O L V is a user-friendly program designed to analyze data from aquifer tests automatically. Aquifer coefficients for a variety of aquifer test conditions can be estimated by A Q T E S O L V , including the following:

- confined aquifers, unconfined aquifers, and leaky aquifers
- pumping tests, injection tests, recovery tests, and slug tests

Features:

- Interactive, menu-driven program design
- Nonlinear least-squares estimation of aquifer coefficients
- Statistical analysis of results
- Complete graphical display of results

<<

Time	Observed	Calculated	Residual	Weight
0.0033	0.001	-0.3003	0.3013	1
0.0066	0.005	-0.26892	0.27392	1
0.01	0.005	-0.25008	0.25508	1
0.0133	0.001	-0.23714	0.23814	1
0.0166	0.001	-0.22707	0.22807	1
0.02	0.005	-0.21861	0.22361	1
0.0233	0.001	-0.21166	0.21266	1
0.0266	0.001	-0.20564	0.20664	1
0.03	0.001	-0.20017	0.20117	1
0.0333	0.001	-0.19542	0.19642	1
0.05	0.001	-0.17692	0.17792	1
0.0666	0.001	-0.16385	0.16485	1
0.0833	0.001	-0.15365	0.15465	1
0.1	0.001	-0.14531	0.14631	1
0.1166	0.001	-0.1383	0.1393	1
0.1333	0.001	-0.13219	0.13319	1
0.15	0.001	-0.1268	0.1278	1
0.1666	0.001	-0.122	0.123	1
0.1833	0.001	-0.11764	0.11864	1
0.2	0.001	-0.11365	0.11465	1
0.2166	0.001	-0.11001	0.11101	1
0.2333	0.001	-0.10661	0.10761	1
0.25	0.001	-0.10345	0.10445	1
0.2666	0.001	-0.10051	0.10151	1
0.2833	0.001	-0.097728	0.098728	1
0.3	0.001	-0.095107	0.096107	1
0.3166	0.001	-0.092642	0.093642	1
0.3333	0.001	-0.090289	0.091289	1
0.4166	0.001	-0.080073	0.081073	1
0.5	0.001	-0.071712	0.072712	1
0.5833	0.005	-0.064649	0.069649	1
0.6666	0.001	-0.058528	0.059528	1
0.75	0.005	-0.053121	0.058121	1
0.8333	0.005	-0.048289	0.053289	1
0.9166	0.005	-0.043916	0.048916	1
1	0.005	-0.039919	0.044919	1
1.0833	0.008	-0.036245	0.044245	1
1.1666	0.008	-0.032843	0.040843	1
1.25	0.011	-0.029671	0.040671	1
1.3333	0.011	-0.026707	0.037707	1
1.4166	0.011	-0.023922	0.034922	1
1.5	0.011	-0.021293	0.032293	1
1.5833	0.008	-0.018809	0.026809	1
1.6666	0.008	-0.016452	0.024452	1
1.75	0.008	-0.014207	0.022207	1
1.8333	0.005	-0.012069	0.017069	1
1.9166	0.005	-0.010025	0.015025	1
2	0.005	-0.0080665	0.013066	1
2.5	0.001	0.0022	-0.0012	1
3	0.005	0.010593	-0.0055929	1
3.5	0.001	0.017692	-0.016692	1
4	0.005	0.023844	-0.018844	1
4.5	0.005	0.029272	-0.024272	1
5	0.008	0.034129	-0.026129	1
5.5	0.008	0.038524	-0.030524	1
6	0.011	0.042538	-0.031538	1
6.5	0.011	0.04623	-0.03523	1
7	0.014	0.04965	-0.03565	1

7.5	0.014	0.052834	-0.038834	1
8	0.014	0.055813	-0.041813	1
8.5	0.014	0.058612	-0.044612	1
9	0.014	0.061252	-0.047252	1
9.5	0.014	0.063749	-0.049749	1
10	0.014	0.066118	-0.052118	1
11	0.014	0.070521	-0.056521	1
12	0.008	0.074542	-0.066542	1
13	0.005	0.078241	-0.073241	1
14	0.005	0.081667	-0.076667	1
15	0.005	0.084857	-0.079857	1
16	0.005	0.087842	-0.082842	1
17	0.001	0.090646	-0.089646	1
18	0.001	0.09329	-0.09229	1
19	0.001	0.095792	-0.094792	1
20	0.005	0.098165	-0.093165	1
21	0.001	0.10042	-0.099423	1
22	0.008	0.10258	-0.094577	1
23	0.001	0.10463	-0.10363	1
24	0.005	0.1066	-0.1016	1
25	0.008	0.10849	-0.10049	1
26	0.008	0.11031	-0.10231	1
27	0.005	0.11206	-0.10706	1
28	0.008	0.11374	-0.10574	1
29	0.008	0.11537	-0.10737	1
30	0.008	0.11694	-0.10894	1
31	0.008	0.11846	-0.11046	1
32	0.011	0.11993	-0.10893	1
33	0.011	0.12136	-0.11036	1
34	0.008	0.12274	-0.11474	1
35	0.011	0.12408	-0.11308	1
36	0.011	0.12539	-0.11439	1
37	0.017	0.12666	-0.10966	1
38	0.011	0.12789	-0.11689	1
39	0.014	0.1291	-0.1151	1
40	0.014	0.13027	-0.11627	1
41	0.008	0.13142	-0.12342	1
42	0.011	0.13253	-0.12153	1
43	0.017	0.13363	-0.11663	1
44	0.014	0.13469	-0.12069	1
45	0.02	0.13573	-0.11573	1
46	0.017	0.13675	-0.11975	1
47	0.02	0.13775	-0.11775	1
48	0.02	0.13873	-0.11873	1
49	0.023	0.13968	-0.11668	1
50	0.011	0.14062	-0.12962	1
51	0.011	0.14154	-0.13054	1
52	0.02	0.14244	-0.12244	1
53	0.017	0.14332	-0.12632	1
54	0.023	0.14419	-0.12119	1
55	0.023	0.14504	-0.12204	1
56	0.02	0.14588	-0.12588	1
57	0.02	0.1467	-0.1267	1
58	0.023	0.14751	-0.12451	1
59	0.023	0.1483	-0.1253	1
60	0.02	0.14908	-0.12908	1
61	0.026	0.14985	-0.12385	1
62	0.02	0.1506	-0.1306	1
63	0.026	0.15135	-0.12535	1
64	0.029	0.15208	-0.12308	1

65	0.026	0.1528	-0.1268	1
66	0.023	0.15351	-0.13051	1
67	0.017	0.1542	-0.1372	1
68	0.026	0.15489	-0.12889	1
69	0.026	0.15557	-0.12957	1
70	0.023	0.15624	-0.13324	1
71	0.026	0.1569	-0.1309	1
72	0.017	0.15755	-0.14055	1
73	0.017	0.15819	-0.14119	1
74	0.023	0.15882	-0.13582	1
75	0.02	0.15944	-0.13944	1
76	0.02	0.16006	-0.14006	1
77	0.023	0.16066	-0.13766	1
78	0.023	0.16126	-0.13826	1
79	0.033	0.16186	-0.12886	1
80	0.029	0.16244	-0.13344	1
81	0.033	0.16302	-0.13002	1
82	0.026	0.16359	-0.13759	1
83	0.029	0.16415	-0.13515	1
84	0.029	0.16471	-0.13571	1
85	0.029	0.16526	-0.13626	1
86	0.029	0.1658	-0.1368	1
87	0.042	0.16634	-0.12434	1
88	0.029	0.16687	-0.13787	1
89	0.029	0.16739	-0.13839	1
90	0.036	0.16791	-0.13191	1
91	0.033	0.16842	-0.13542	1
92	0.045	0.16893	-0.12393	1
93	0.039	0.16943	-0.13043	1
94	0.042	0.16993	-0.12793	1
95	0.051	0.17042	-0.11942	1
96	0.042	0.17091	-0.12891	1
97	0.036	0.17139	-0.13539	1
98	0.036	0.17187	-0.13587	1
99	0.039	0.17234	-0.13334	1
100	0.042	0.17281	-0.13081	1
101	0.042	0.17327	-0.13127	1
102	0.042	0.17373	-0.13173	1
103	0.042	0.17418	-0.13218	1
104	0.042	0.17463	-0.13263	1
105	0.045	0.17508	-0.13008	1
106	0.045	0.17552	-0.13052	1
107	0.045	0.17595	-0.13095	1
108	0.048	0.17638	-0.12838	1
109	0.051	0.17681	-0.12581	1
110	0.048	0.17724	-0.12924	1
111	0.051	0.17766	-0.12666	1
112	0.051	0.17808	-0.12708	1
113	0.051	0.17849	-0.12749	1
114	0.051	0.1789	-0.1279	1
115	0.051	0.1793	-0.1283	1
116	0.051	0.17971	-0.12871	1
117	0.057	0.18011	-0.12311	1
118	0.054	0.1805	-0.1265	1
119	0.054	0.18089	-0.12689	1
120	0.054	0.18128	-0.12728	1
121	0.054	0.18167	-0.12767	1
122	0.057	0.18205	-0.12505	1
123	0.057	0.18243	-0.12543	1
124	0.061	0.18281	-0.12181	1

125	0.061	0.18318	-0.12218	1
126	0.057	0.18355	-0.12655	1
127	0.061	0.18392	-0.12292	1
128	0.067	0.18429	-0.11729	1
129	0.064	0.18465	-0.12065	1
130	0.064	0.18501	-0.12101	1
131	0.061	0.18536	-0.12436	1
132	0.064	0.18572	-0.12172	1
133	0.067	0.18607	-0.11907	1
134	0.067	0.18642	-0.11942	1
135	0.07	0.18676	-0.11676	1
136	0.073	0.1871	-0.1141	1
137	0.07	0.18745	-0.11745	1
138	0.07	0.18778	-0.11778	1
139	0.076	0.18812	-0.11212	1
140	0.076	0.18845	-0.11245	1
141	0.076	0.18878	-0.11278	1
142	0.076	0.18911	-0.11311	1
143	0.076	0.18944	-0.11344	1
144	0.079	0.18976	-0.11076	1
145	0.086	0.19009	-0.10409	1
146	0.086	0.19041	-0.10441	1
147	0.082	0.19072	-0.10872	1
148	0.082	0.19104	-0.10904	1
149	0.086	0.19135	-0.10535	1
150	0.089	0.19166	-0.10266	1
151	0.092	0.19197	-0.099972	1
152	0.092	0.19228	-0.10028	1
153	0.092	0.19258	-0.10058	1
154	0.092	0.19289	-0.10089	1
155	0.092	0.19319	-0.10119	1
156	0.095	0.19349	-0.098488	1
157	0.098	0.19379	-0.095786	1
158	0.098	0.19408	-0.096081	1
159	0.095	0.19437	-0.099375	1
160	0.098	0.19467	-0.096666	1
161	0.098	0.19496	-0.096956	1
162	0.098	0.19524	-0.097245	1
163	0.104	0.19553	-0.091531	1
164	0.101	0.19582	-0.094816	1
165	0.104	0.1961	-0.092099	1
166	0.104	0.19638	-0.09238	1
167	0.107	0.19666	-0.089659	1
168	0.107	0.19694	-0.089937	1
169	0.11	0.19721	-0.087213	1
170	0.11	0.19749	-0.087488	1
171	0.11	0.19776	-0.087761	1
172	0.114	0.19803	-0.084032	1
173	0.11	0.1983	-0.088302	1
174	0.114	0.19857	-0.08457	1
175	0.117	0.19884	-0.081837	1
176	0.117	0.1991	-0.082102	1
177	0.12	0.19937	-0.079366	1
178	0.117	0.19963	-0.082628	1
179	0.117	0.19989	-0.082889	1
180	0.12	0.20015	-0.080149	1
181	0.12	0.20041	-0.080407	1
182	0.123	0.20066	-0.077663	1
183	0.123	0.20092	-0.077918	1
184	0.12	0.20117	-0.081172	1

185	0.12	0.20142	-0.081424	1
186	0.123	0.20168	-0.078675	1
187	0.123	0.20192	-0.078925	1
188	0.123	0.20217	-0.079173	1
189	0.126	0.20242	-0.07642	1
190	0.132	0.20267	-0.070666	1
191	0.129	0.20291	-0.07391	1
192	0.132	0.20315	-0.071153	1
193	0.135	0.2034	-0.068395	1
194	0.135	0.20364	-0.068636	1
195	0.132	0.20388	-0.071875	1
196	0.132	0.20411	-0.072113	1
197	0.132	0.20435	-0.07235	1
198	0.132	0.20459	-0.072586	1
199	0.135	0.20482	-0.069821	1
200	0.132	0.20505	-0.073054	1
201	0.132	0.20529	-0.073286	1
202	0.135	0.20552	-0.070517	1
203	0.138	0.20575	-0.067747	1
204	0.135	0.20598	-0.070976	1
205	0.138	0.2062	-0.068204	1
206	0.142	0.20643	-0.064431	1
207	0.142	0.20666	-0.064656	1
208	0.145	0.20688	-0.061881	1
209	0.148	0.2071	-0.059104	1
210	0.148	0.20733	-0.059326	1
211	0.148	0.20755	-0.059547	1
212	0.151	0.20777	-0.056768	1
213	0.151	0.20799	-0.056987	1
214	0.154	0.2082	-0.054205	1
215	0.157	0.20842	-0.051422	1
216	0.157	0.20864	-0.051638	1
217	0.16	0.20885	-0.048853	1
218	0.157	0.20907	-0.052067	1
219	0.157	0.20928	-0.052281	1
220	0.16	0.20949	-0.049493	1
221	0.163	0.2097	-0.046704	1
222	0.16	0.20991	-0.049914	1
223	0.163	0.21012	-0.047124	1
224	0.163	0.21033	-0.047332	1
225	0.166	0.21054	-0.04454	1
226	0.166	0.21075	-0.044746	1
227	0.166	0.21095	-0.044952	1
228	0.166	0.21116	-0.045157	1
229	0.166	0.21136	-0.04536	1
230	0.17	0.21156	-0.041563	1
231	0.17	0.21177	-0.041766	1
232	0.173	0.21197	-0.038967	1
233	0.17	0.21217	-0.042167	1
234	0.173	0.21237	-0.039367	1
235	0.173	0.21257	-0.039565	1
236	0.17	0.21276	-0.042763	1
237	0.173	0.21296	-0.03996	1
238	0.176	0.21316	-0.037156	1
239	0.176	0.21335	-0.037352	1
240	0.176	0.21355	-0.037546	1
241	0.176	0.21374	-0.03774	1
242	0.179	0.21393	-0.034933	1
243	0.176	0.21412	-0.038125	1
244	0.179	0.21432	-0.035316	1

245	0.179	0.21451	-0.035507	1
246	0.179	0.2147	-0.035697	1
247	0.182	0.21489	-0.032886	1
248	0.182	0.21507	-0.033074	1
249	0.182	0.21526	-0.033261	1
250	0.182	0.21545	-0.033448	1
251	0.185	0.21563	-0.030634	1
252	0.185	0.21582	-0.030819	1
253	0.185	0.216	-0.031004	1
254	0.185	0.21619	-0.031188	1
255	0.185	0.21637	-0.031371	1
256	0.185	0.21655	-0.031553	1
257	0.185	0.21673	-0.031735	1
258	0.188	0.21692	-0.028916	1
259	0.188	0.2171	-0.029096	1
260	0.188	0.21728	-0.029276	1
261	0.191	0.21745	-0.026455	1
262	0.191	0.21763	-0.026633	1
263	0.191	0.21781	-0.02681	1
264	0.191	0.21799	-0.026987	1
265	0.194	0.21816	-0.024163	1
266	0.194	0.21834	-0.024339	1
267	0.194	0.21851	-0.024514	1
268	0.194	0.21869	-0.024688	1
269	0.194	0.21886	-0.024861	1
270	0.194	0.21903	-0.025034	1
271	0.194	0.21921	-0.025207	1
272	0.194	0.21938	-0.025378	1
273	0.198	0.21955	-0.021549	1
274	0.198	0.21972	-0.02172	1
275	0.198	0.21989	-0.02189	1
276	0.198	0.22006	-0.022059	1
277	0.198	0.22023	-0.022227	1
278	0.201	0.2204	-0.019395	1
279	0.201	0.22056	-0.019563	1
280	0.201	0.22073	-0.019729	1
281	0.201	0.2209	-0.019895	1
282	0.201	0.22106	-0.020061	1
283	0.204	0.22123	-0.017226	1
284	0.204	0.22139	-0.01739	1
285	0.204	0.22155	-0.017554	1
286	0.204	0.22172	-0.017718	1
287	0.204	0.22188	-0.01788	1
288	0.204	0.22204	-0.018042	1
289	0.204	0.2222	-0.018204	1
290	0.207	0.22236	-0.015365	1
291	0.207	0.22253	-0.015525	1
292	0.207	0.22269	-0.015685	1
293	0.207	0.22284	-0.015845	1
294	0.207	0.223	-0.016003	1
295	0.21	0.22316	-0.013162	1
296	0.21	0.22332	-0.01332	1
297	0.21	0.22348	-0.013477	1
298	0.213	0.22363	-0.010633	1
299	0.213	0.22379	-0.01079	1
300	0.213	0.22395	-0.010945	1
301	0.213	0.2241	-0.0111	1
302	0.213	0.22426	-0.011255	1
303	0.213	0.22441	-0.011409	1
304	0.213	0.22456	-0.011563	1

305	0.216	0.22472	-0.0087158	1
306	0.216	0.22487	-0.0088684	1
307	0.216	0.22502	-0.0090205	1
308	0.219	0.22517	-0.0061721	1
309	0.219	0.22532	-0.0063232	1
310	0.219	0.22547	-0.0064739	1
311	0.222	0.22562	-0.003624	1
312	0.222	0.22577	-0.0037737	1
313	0.222	0.22592	-0.0039229	1
314	0.222	0.22607	-0.0040716	1
315	0.222	0.22622	-0.0042199	1
316	0.222	0.22637	-0.0043676	1
317	0.222	0.22651	-0.0045149	1
318	0.226	0.22666	-0.00066179	1
319	0.222	0.22681	-0.0048082	1
320	0.226	0.22695	-0.0009541	1
321	0.226	0.2271	-0.0010996	1
322	0.226	0.22724	-0.0012446	1
323	0.226	0.22739	-0.0013892	1
324	0.229	0.22753	0.0014667	1
325	0.226	0.22768	-0.001677	1
326	0.226	0.22782	-0.0018203	1
327	0.226	0.22796	-0.0019631	1
328	0.229	0.22811	0.00089456	1
329	0.229	0.22825	0.00075262	1
330	0.229	0.22839	0.0006111	1
331	0.232	0.22853	0.00347	1
332	0.232	0.22867	0.0033294	1
333	0.232	0.22881	0.0031891	1
334	0.235	0.22895	0.0060493	1
335	0.235	0.22909	0.0059099	1
336	0.232	0.22923	0.0027709	1
337	0.235	0.22937	0.0056323	1
338	0.235	0.22951	0.0054942	1
339	0.235	0.22964	0.0053564	1
340	0.235	0.22978	0.005219	1
341	0.238	0.22992	0.0080821	1
342	0.235	0.23005	0.0049455	1
343	0.238	0.23019	0.0078094	1
344	0.241	0.23033	0.010674	1
345	0.241	0.23046	0.010538	1
346	0.241	0.2306	0.010403	1
347	0.241	0.23073	0.010269	1
348	0.241	0.23087	0.010134	1
349	0.241	0.231	0.010001	1
350	0.245	0.23113	0.013867	1
351	0.245	0.23127	0.013734	1
352	0.245	0.2314	0.013601	1
353	0.241	0.23153	0.0094692	1
354	0.241	0.23166	0.0093372	1
355	0.241	0.23179	0.0092057	1
356	0.245	0.23193	0.013074	1
357	0.245	0.23206	0.012944	1
358	0.245	0.23219	0.012813	1
359	0.245	0.23232	0.012683	1
360	0.248	0.23245	0.015553	1
361	0.245	0.23258	0.012424	1
362	0.248	0.23271	0.015295	1
363	0.248	0.23283	0.015166	1
364	0.245	0.23296	0.012038	1

365	0.248	0.23309	0.01491	1
366	0.248	0.23322	0.014782	1
367	0.248	0.23334	0.014655	1
368	0.248	0.23347	0.014528	1
369	0.248	0.2336	0.014402	1
370	0.248	0.23372	0.014275	1
371	0.248	0.23385	0.01415	1
372	0.251	0.23398	0.017024	1
373	0.248	0.2341	0.013899	1
374	0.251	0.23423	0.016774	1
375	0.251	0.23435	0.016649	1
376	0.251	0.23447	0.016525	1
377	0.248	0.2346	0.013401	1
378	0.248	0.23472	0.013278	1
379	0.251	0.23485	0.016154	1
380	0.248	0.23497	0.013031	1
381	0.251	0.23509	0.015909	1
382	0.251	0.23521	0.015787	1
383	0.251	0.23534	0.015665	1
384	0.254	0.23546	0.018543	1
385	0.254	0.23558	0.018422	1
386	0.254	0.2357	0.018301	1
387	0.254	0.23582	0.01818	1
388	0.254	0.23594	0.01806	1
389	0.254	0.23606	0.01794	1
390	0.257	0.23618	0.02082	1
391	0.254	0.2363	0.0177	1
392	0.257	0.23642	0.020581	1
393	0.257	0.23654	0.020462	1
394	0.26	0.23666	0.023344	1
395	0.257	0.23677	0.020225	1
396	0.257	0.23689	0.020108	1
397	0.257	0.23701	0.01999	1
398	0.257	0.23713	0.019872	1
399	0.257	0.23724	0.019755	1
400	0.257	0.23736	0.019639	1
401	0.257	0.23748	0.019522	1
402	0.26	0.23759	0.022406	1
403	0.257	0.23771	0.01929	1
404	0.257	0.23783	0.019174	1
405	0.257	0.23794	0.019059	1
406	0.254	0.23806	0.015944	1
407	0.254	0.23817	0.015829	1
408	0.254	0.23829	0.015715	1
409	0.254	0.2384	0.015601	1
410	0.254	0.23851	0.015487	1
411	0.254	0.23863	0.015373	1
412	0.257	0.23874	0.01826	1
413	0.257	0.23885	0.018146	1
414	0.254	0.23897	0.015034	1
415	0.254	0.23908	0.014921	1
416	0.257	0.23919	0.017809	1
417	0.254	0.2393	0.014697	1
418	0.254	0.23942	0.014585	1
419	0.254	0.23953	0.014473	1
420	0.254	0.23964	0.014362	1
421	0.254	0.23975	0.014251	1
422	0.254	0.23986	0.014141	1
423	0.254	0.23997	0.01403	1
424	0.254	0.24008	0.01392	1

425	0.254	0.24019	0.01381	1
426	0.257	0.2403	0.0167	1
427	0.257	0.24041	0.016591	1
428	0.26	0.24052	0.019482	1
429	0.26	0.24063	0.019373	1
430	0.266	0.24074	0.025264	1
431	0.266	0.24084	0.025156	1
432	0.266	0.24095	0.025048	1
433	0.266	0.24106	0.02494	1
434	0.26	0.24117	0.018832	1
435	0.26	0.24128	0.018725	1
436	0.26	0.24138	0.018618	1
437	0.26	0.24149	0.018511	1
438	0.26	0.2416	0.018404	1
439	0.263	0.2417	0.021298	1
440	0.263	0.24181	0.021192	1
441	0.263	0.24191	0.021086	1
442	0.263	0.24202	0.02098	1
443	0.263	0.24213	0.020874	1
444	0.263	0.24223	0.020769	1
445	0.263	0.24234	0.020664	1
446	0.263	0.24244	0.020559	1
447	0.263	0.24255	0.020455	1
448	0.263	0.24265	0.020351	1
449	0.263	0.24275	0.020247	1
450	0.263	0.24286	0.020143	1
451	0.266	0.24296	0.023039	1
452	0.266	0.24306	0.022936	1
453	0.266	0.24317	0.022833	1
454	0.269	0.24327	0.02573	1
455	0.269	0.24337	0.025627	1
456	0.269	0.24348	0.025525	1
457	0.269	0.24358	0.025422	1
458	0.269	0.24368	0.02532	1
459	0.269	0.24378	0.025219	1
460	0.269	0.24388	0.025117	1
461	0.269	0.24398	0.025016	1
462	0.269	0.24409	0.024915	1
463	0.269	0.24419	0.024814	1
464	0.269	0.24429	0.024713	1
465	0.269	0.24439	0.024612	1
466	0.269	0.24449	0.024512	1
467	0.269	0.24459	0.024412	1
468	0.269	0.24469	0.024312	1
469	0.269	0.24479	0.024213	1
470	0.266	0.24489	0.021113	1
471	0.266	0.24499	0.021014	1
472	0.266	0.24508	0.020915	1
473	0.266	0.24518	0.020816	1
474	0.269	0.24528	0.023718	1
475	0.269	0.24538	0.023619	1
476	0.269	0.24548	0.023521	1
477	0.269	0.24558	0.023423	1
478	0.269	0.24567	0.023325	1
479	0.266	0.24577	0.020228	1
480	0.266	0.24587	0.020131	1
481	0.266	0.24597	0.020033	1
482	0.266	0.24606	0.019937	1
483	0.266	0.24616	0.01984	1
484	0.266	0.24626	0.019743	1

485	0.266	0.24635	0.019647	1
486	0.266	0.24645	0.019551	1
487	0.266	0.24655	0.019455	1
488	0.269	0.24664	0.022359	1
489	0.269	0.24674	0.022264	1
490	0.273	0.24683	0.026168	1
491	0.273	0.24693	0.026073	1
492	0.269	0.24702	0.021978	1
493	0.273	0.24712	0.025883	1
494	0.269	0.24721	0.021789	1
495	0.269	0.24731	0.021694	1
496	0.269	0.2474	0.0216	1
497	0.269	0.24749	0.021506	1
498	0.273	0.24759	0.025412	1
499	0.269	0.24768	0.021319	1
500	0.273	0.24777	0.025225	1
501	0.273	0.24787	0.025132	1
502	0.273	0.24796	0.025039	1
503	0.273	0.24805	0.024946	1
504	0.273	0.24815	0.024853	1
505	0.273	0.24824	0.024761	1
506	0.273	0.24833	0.024668	1
507	0.273	0.24842	0.024576	1
508	0.273	0.24852	0.024484	1
509	0.273	0.24861	0.024392	1
510	0.273	0.2487	0.024301	1
511	0.273	0.24879	0.024209	1
512	0.273	0.24888	0.024118	1
513	0.273	0.24897	0.024027	1
514	0.273	0.24906	0.023936	1
515	0.273	0.24915	0.023845	1
516	0.269	0.24925	0.019755	1
517	0.273	0.24934	0.023664	1
518	0.269	0.24943	0.019574	1
519	0.269	0.24952	0.019484	1
520	0.269	0.24961	0.019394	1
521	0.269	0.2497	0.019304	1
522	0.266	0.24979	0.016215	1
523	0.266	0.24987	0.016126	1
524	0.266	0.24996	0.016036	1
525	0.266	0.25005	0.015947	1
526	0.266	0.25014	0.015858	1
527	0.266	0.25023	0.01577	1
528	0.266	0.25032	0.015681	1
529	0.266	0.25041	0.015593	1
530	0.266	0.2505	0.015505	1
531	0.266	0.25058	0.015417	1
532	0.263	0.25067	0.012329	1
533	0.266	0.25076	0.015241	1
534	0.266	0.25085	0.015154	1
535	0.266	0.25093	0.015066	1
536	0.266	0.25102	0.014979	1
537	0.269	0.25111	0.017892	1
538	0.266	0.25119	0.014805	1
539	0.266	0.25128	0.014719	1
540	0.266	0.25137	0.014632	1
541	0.269	0.25145	0.017546	1
542	0.269	0.25154	0.017459	1
543	0.269	0.25163	0.017373	1
544	0.269	0.25171	0.017287	1

545	0.273	0.2518	0.021202	1
546	0.273	0.25188	0.021116	1
547	0.273	0.25197	0.021031	1
548	0.273	0.25205	0.020945	1
549	0.276	0.25214	0.02386	1
550	0.276	0.25222	0.023775	1
551	0.279	0.25231	0.02669	1
552	0.279	0.25239	0.026606	1
553	0.282	0.25248	0.029521	1
554	0.285	0.25256	0.032437	1
555	0.285	0.25265	0.032353	1
556	0.285	0.25273	0.032269	1
557	0.285	0.25282	0.032185	1
558	0.285	0.2529	0.032101	1
559	0.288	0.25298	0.035017	1
560	0.288	0.25307	0.034934	1
561	0.288	0.25315	0.034851	1
562	0.288	0.25323	0.034767	1
563	0.288	0.25332	0.034684	1
564	0.288	0.2534	0.034602	1
565	0.288	0.25348	0.034519	1
566	0.288	0.25356	0.034436	1
567	0.288	0.25365	0.034354	1
568	0.288	0.25373	0.034271	1
569	0.288	0.25381	0.034189	1
570	0.288	0.25389	0.034107	1
571	0.288	0.25397	0.034025	1
572	0.288	0.25406	0.033944	1
573	0.291	0.25414	0.036862	1
574	0.291	0.25422	0.036781	1
575	0.291	0.2543	0.036699	1
576	0.291	0.25438	0.036618	1
577	0.291	0.25446	0.036537	1
578	0.288	0.25454	0.033456	1
579	0.291	0.25462	0.036376	1
580	0.291	0.2547	0.036295	1
581	0.291	0.25479	0.036215	1
582	0.291	0.25487	0.036134	1
583	0.288	0.25495	0.033054	1
584	0.291	0.25503	0.035974	1
585	0.291	0.25511	0.035894	1
586	0.291	0.25519	0.035815	1
587	0.291	0.25527	0.035735	1
588	0.291	0.25534	0.035655	1
589	0.294	0.25542	0.038576	1
590	0.294	0.2555	0.038497	1
591	0.294	0.25558	0.038418	1
592	0.298	0.25566	0.042339	1
593	0.298	0.25574	0.04226	1
594	0.298	0.25582	0.042181	1
595	0.298	0.2559	0.042103	1
596	0.298	0.25598	0.042024	1
597	0.301	0.25605	0.044946	1
598	0.298	0.25613	0.041868	1
599	0.298	0.25621	0.04179	1
600	0.298	0.25629	0.041712	1
601	0.301	0.25637	0.044634	1
602	0.301	0.25644	0.044556	1
603	0.301	0.25652	0.044479	1
604	0.301	0.2566	0.044402	1

605	0.301	0.25668	0.044324	1
606	0.301	0.25675	0.044247	1
607	0.301	0.25683	0.04417	1
608	0.301	0.25691	0.044093	1
609	0.301	0.25698	0.044016	1
610	0.301	0.25706	0.04394	1
611	0.301	0.25714	0.043863	1
612	0.301	0.25721	0.043787	1
613	0.304	0.25729	0.046711	1
614	0.304	0.25737	0.046635	1
615	0.301	0.25744	0.043559	1
616	0.301	0.25752	0.043483	1
617	0.304	0.25759	0.046407	1
618	0.304	0.25767	0.046331	1
619	0.304	0.25774	0.046256	1
620	0.304	0.25782	0.04618	1
621	0.304	0.25789	0.046105	1
622	0.307	0.25797	0.04903	1
623	0.307	0.25805	0.048955	1
624	0.307	0.25812	0.04888	1
625	0.307	0.25819	0.048805	1
626	0.31	0.25827	0.05173	1
627	0.307	0.25834	0.048656	1
628	0.307	0.25842	0.048581	1
629	0.307	0.25849	0.048507	1
630	0.31	0.25857	0.051433	1
631	0.307	0.25864	0.048359	1
632	0.31	0.25872	0.051285	1
633	0.31	0.25879	0.051211	1
634	0.31	0.25886	0.051137	1
635	0.31	0.25894	0.051064	1
636	0.31	0.25901	0.05099	1
637	0.307	0.25908	0.047917	1
638	0.31	0.25916	0.050844	1
639	0.31	0.25923	0.05077	1
640	0.31	0.2593	0.050697	1
641	0.31	0.25938	0.050624	1
642	0.313	0.25945	0.053552	1
643	0.313	0.25952	0.053479	1
644	0.31	0.25959	0.050406	1
645	0.31	0.25967	0.050334	1
646	0.31	0.25974	0.050261	1
647	0.31	0.25981	0.050189	1
648	0.31	0.25988	0.050117	1
649	0.31	0.25996	0.050045	1
650	0.31	0.26003	0.049973	1
651	0.31	0.2601	0.049901	1
652	0.31	0.26017	0.04983	1
653	0.307	0.26024	0.046758	1
654	0.307	0.26031	0.046686	1
655	0.31	0.26038	0.049615	1
656	0.31	0.26046	0.049544	1
657	0.31	0.26053	0.049473	1
658	0.307	0.2606	0.046402	1
659	0.31	0.26067	0.049331	1
660	0.31	0.26074	0.04926	1
661	0.31	0.26081	0.049189	1
662	0.31	0.26088	0.049118	1
663	0.313	0.26095	0.052048	1
664	0.313	0.26102	0.051978	1

665	0.313	0.26109	0.051907	1
666	0.313	0.26116	0.051837	1
667	0.316	0.26123	0.054767	1
668	0.319	0.2613	0.057697	1
669	0.319	0.26137	0.057627	1
670	0.322	0.26144	0.060557	1
671	0.319	0.26151	0.057488	1
672	0.322	0.26158	0.060418	1
673	0.319	0.26165	0.057349	1
674	0.319	0.26172	0.057279	1
675	0.319	0.26179	0.05721	1
676	0.319	0.26186	0.057141	1
677	0.322	0.26193	0.060072	1
678	0.322	0.262	0.060003	1
679	0.322	0.26207	0.059934	1
680	0.322	0.26213	0.059865	1
681	0.322	0.2622	0.059796	1
682	0.322	0.26227	0.059728	1
683	0.322	0.26234	0.059659	1
684	0.322	0.26241	0.059591	1
685	0.322	0.26248	0.059523	1
686	0.326	0.26255	0.063455	1
687	0.326	0.26261	0.063387	1
688	0.326	0.26268	0.063319	1
689	0.326	0.26275	0.063251	1
690	0.326	0.26282	0.063183	1
691	0.326	0.26288	0.063115	1
692	0.326	0.26295	0.063048	1
693	0.322	0.26302	0.05898	1
694	0.322	0.26309	0.058913	1
695	0.326	0.26315	0.062846	1
696	0.326	0.26322	0.062778	1
697	0.326	0.26329	0.062711	1
698	0.326	0.26336	0.062644	1
699	0.329	0.26342	0.065578	1
700	0.332	0.26349	0.068511	1
701	0.329	0.26356	0.065444	1
702	0.329	0.26362	0.065377	1
703	0.332	0.26369	0.068311	1
704	0.329	0.26376	0.065244	1
705	0.332	0.26382	0.068178	1
706	0.332	0.26389	0.068112	1
707	0.332	0.26395	0.068046	1
708	0.332	0.26402	0.06798	1
709	0.332	0.26409	0.067914	1
710	0.335	0.26415	0.070848	1
711	0.335	0.26422	0.070782	1
712	0.335	0.26428	0.070717	1
713	0.335	0.26435	0.070651	1
714	0.338	0.26441	0.073585	1
715	0.338	0.26448	0.07352	1
716	0.338	0.26455	0.073455	1
717	0.338	0.26461	0.07339	1
718	0.335	0.26468	0.070324	1
719	0.347	0.26474	0.082259	1
720	0.344	0.26481	0.079194	1
721	0.344	0.26487	0.07913	1
722	0.344	0.26494	0.079065	1
723	0.347	0.265	0.082	1
724	0.341	0.26506	0.075936	1

725	0.341	0.26513	0.075871	1
726	0.341	0.26519	0.075807	1
727	0.341	0.26526	0.075742	1
728	0.341	0.26532	0.075678	1
729	0.341	0.26539	0.075614	1
730	0.341	0.26545	0.07555	1
731	0.344	0.26551	0.078486	1
732	0.341	0.26558	0.075422	1
733	0.344	0.26564	0.078358	1
734	0.344	0.26571	0.078295	1
735	0.341	0.26577	0.075231	1
736	0.344	0.26583	0.078167	1
737	0.344	0.2659	0.078104	1
738	0.347	0.26596	0.081041	1
739	0.347	0.26602	0.080977	1
740	0.347	0.26609	0.080914	1
741	0.35	0.26615	0.083851	1
742	0.35	0.26621	0.083788	1
743	0.35	0.26628	0.083725	1
744	0.354	0.26634	0.087662	1
745	0.35	0.2664	0.083599	1
746	0.354	0.26646	0.087537	1
747	0.35	0.26653	0.083474	1
748	0.354	0.26659	0.087412	1
749	0.354	0.26665	0.087349	1
750	0.354	0.26671	0.087287	1
751	0.354	0.26678	0.087224	1
752	0.357	0.26684	0.090162	1
753	0.354	0.2669	0.0871	1
754	0.354	0.26696	0.087038	1
755	0.354	0.26702	0.086976	1
756	0.357	0.26709	0.089914	1
757	0.357	0.26715	0.089853	1
758	0.36	0.26721	0.092791	1
759	0.357	0.26727	0.089729	1
760	0.357	0.26733	0.089668	1
761	0.36	0.26739	0.092606	1
762	0.36	0.26746	0.092545	1
763	0.36	0.26752	0.092484	1
764	0.36	0.26758	0.092422	1
765	0.36	0.26764	0.092361	1
766	0.36	0.2677	0.0923	1
767	0.36	0.26776	0.092239	1
768	0.363	0.26782	0.095178	1
769	0.363	0.26788	0.095118	1
770	0.363	0.26794	0.095057	1
771	0.363	0.268	0.094996	1
772	0.363	0.26806	0.094936	1
773	0.363	0.26812	0.094875	1
774	0.363	0.26819	0.094815	1
775	0.363	0.26825	0.094754	1
776	0.363	0.26831	0.094694	1
777	0.366	0.26837	0.097634	1
778	0.366	0.26843	0.097574	1
779	0.366	0.26849	0.097514	1
780	0.366	0.26855	0.097454	1
781	0.366	0.26861	0.097394	1
782	0.369	0.26867	0.10033	1
783	0.369	0.26873	0.10027	1
784	0.369	0.26879	0.10021	1

785	0.369	0.26884	0.10016	1
786	0.369	0.2689	0.1001	1
787	0.369	0.26896	0.10004	1
788	0.369	0.26902	0.099977	1
789	0.366	0.26908	0.096918	1
790	0.372	0.26914	0.10286	1
791	0.369	0.2692	0.099799	1
792	0.372	0.26926	0.10274	1
793	0.369	0.26932	0.099681	1
794	0.369	0.26938	0.099622	1
795	0.369	0.26944	0.099563	1
796	0.369	0.2695	0.099505	1
797	0.372	0.26955	0.10245	1
798	0.372	0.26961	0.10239	1
799	0.372	0.26967	0.10233	1
800	0.375	0.26973	0.10527	1
801	0.372	0.26979	0.10221	1

RESULTS FROM VISUAL CURVE MATCHING

VISUAL MATCH PARAMETER ESTIMATES

		Estimate
T	=	3.4905E-002
S	=	1.0482E-002

A Q T E S O L V

A Program for

Automatic Estimation of Aquifer Coefficients

From Aquifer Test Data

By:

Glenn M. Duffield
and
James O. Rumbaugh, III

Geraghty & Miller Modeling Group
1895 Preston White Drive, Suite 301
Reston, VA 22091

(703) 476 - 0335

A Q T E S O L V is a user-friendly program designed to analyze data from aquifer tests automatically. Aquifer coefficients for a variety of aquifer test conditions can be estimated by A Q T E S O L V , including the following:

- confined aquifers, unconfined aquifers, and leaky aquifers
- pumping tests, injection tests, recovery tests, and slug tests

Features:

- Interactive, menu-driven program design
- Nonlinear least-squares estimation of aquifer coefficients
- Statistical analysis of results
- Complete graphical display of results

<<

Model Residuals:

Time	Observed	Calculated	Residual	Weight
0.0033	0.001	0	0.001	1
0.0066	0.005	0	0.005	1
0.01	0.005	0	0.005	1
0.0133	0.001	0	0.001	1
0.0166	0.001	0	0.001	1
0.02	0.005	0	0.005	1
0.0233	0.001	0	0.001	1
0.0266	0.001	0	0.001	1
0.03	0.001	0	0.001	1
0.0333	0.001	0	0.001	1
0.05	0.001	0	0.001	1
0.0666	0.001	0	0.001	1
0.0833	0.001	0	0.001	1
0.1	0.001	0	0.001	1
0.1166	0.001	0	0.001	1
0.1333	0.001	0	0.001	1
0.15	0.001	0	0.001	1
0.1666	0.001	0	0.001	1
0.1833	0.001	0	0.001	1
0.2	0.001	0	0.001	1
0.2166	0.001	0	0.001	1
0.2333	0.001	0	0.001	1
0.25	0.001	0	0.001	1
0.2666	0.001	0	0.001	1
0.2833	0.001	0	0.001	1
0.3	0.001	0	0.001	1
0.3166	0.001	0	0.001	1
0.3333	0.001	0	0.001	1
0.4166	0.001	0	0.001	1
0.5	0.001	0	0.001	1
0.5833	0.005	0	0.005	1
0.6666	0.001	0	0.001	1
0.75	0.005	0	0.005	1
0.8333	0.005	0	0.005	1
0.9166	0.005	0	0.005	1
1	0.005	0	0.005	1
1.0833	0.008	0	0.008	1
1.1666	0.008	0	0.008	1
1.25	0.011	0	0.011	1
1.3333	0.011	0	0.011	1
1.4166	0.011	0	0.011	1
1.5	0.011	0	0.011	1
1.5833	0.008	0	0.008	1
1.6666	0.008	0	0.008	1
1.75	0.008	0	0.008	1
1.8333	0.005	0	0.005	1
1.9166	0.005	0	0.005	1
2	0.005	0	0.005	1
2.5	0.001	0	0.001	1
3	0.005	0.00035658	0.0046434	1
3.5	0.001	0.00063198	0.00036802	1
4	0.005	0.00094861	0.0040514	1
4.5	0.005	0.0013069	0.0036931	1
5	0.008	0.001682	0.006318	1
5.5	0.008	0.0020601	0.0059399	1
6	0.011	0.0024335	0.0085665	1

6.5	0.011	0.0027957	0.0082043	1
7	0.014	0.0031476	0.010852	1
7.5	0.014	0.0034867	0.010513	1
8	0.014	0.0038254	0.010175	1
8.5	0.014	0.0041412	0.0098588	1
9	0.014	0.0044444	0.0095556	1
9.5	0.014	0.0047415	0.0092585	1
10	0.014	0.0050343	0.0089657	1
11	0.014	0.005595	0.008405	1
12	0.008	0.0061446	0.0018554	1
13	0.005	0.0066914	-0.0016914	1
14	0.005	0.0072274	-0.0022274	1
15	0.005	0.0077701	-0.0027701	1
16	0.005	0.0083174	-0.0033174	1
17	0.001	0.0088772	-0.0078772	1
18	0.001	0.0094386	-0.0084386	1
19	0.001	0.010001	-0.0090005	1
20	0.005	0.010578	-0.0055783	1
21	0.001	0.011165	-0.010165	1
22	0.008	0.01176	-0.0037603	1
23	0.001	0.012374	-0.011374	1
24	0.005	0.012987	-0.0079866	1
25	0.008	0.013608	-0.0056077	1
26	0.008	0.014237	-0.0062372	1
27	0.005	0.014862	-0.0098623	1
28	0.008	0.015508	-0.0075078	1
29	0.008	0.016161	-0.008161	1
30	0.008	0.016822	-0.0088216	1
31	0.008	0.017489	-0.0094893	1
32	0.011	0.01818	-0.0071804	1
33	0.011	0.018862	-0.007862	1
34	0.008	0.01955	-0.01155	1
35	0.011	0.020245	-0.0092448	1
36	0.011	0.020945	-0.0099454	1
37	0.017	0.021652	-0.0046521	1
38	0.011	0.022342	-0.011342	1
39	0.014	0.02306	-0.0090604	1
40	0.014	0.023784	-0.0097839	1
41	0.008	0.024512	-0.016512	1
42	0.011	0.025246	-0.014246	1
43	0.017	0.025984	-0.0089838	1
44	0.014	0.026727	-0.012727	1
45	0.02	0.027474	-0.0074737	1
46	0.017	0.028225	-0.011225	1
47	0.02	0.029011	-0.0090112	1
48	0.02	0.029771	-0.0097707	1
49	0.023	0.030534	-0.0075337	1
50	0.011	0.0313	-0.0203	1
51	0.011	0.03207	-0.02107	1
52	0.02	0.032843	-0.012843	1
53	0.017	0.03362	-0.01662	1
54	0.023	0.034399	-0.011399	1
55	0.023	0.035181	-0.012181	1
56	0.02	0.035965	-0.015965	1
57	0.02	0.036752	-0.016752	1
58	0.023	0.037497	-0.014497	1
59	0.023	0.038289	-0.015289	1
60	0.02	0.039082	-0.019082	1
61	0.026	0.039878	-0.013878	1
62	0.02	0.040675	-0.020675	1

63	0.026	0.041474	-0.015474	1
64	0.029	0.042275	-0.013275	1
65	0.026	0.043077	-0.017077	1
66	0.023	0.04388	-0.02088	1
67	0.017	0.044685	-0.027685	1
68	0.026	0.045491	-0.019491	1
69	0.026	0.046297	-0.020297	1
70	0.023	0.047105	-0.024105	1
71	0.026	0.047914	-0.021914	1
72	0.017	0.048723	-0.031723	1
73	0.017	0.049533	-0.032533	1
74	0.023	0.050409	-0.027409	1
75	0.02	0.05122	-0.03122	1
76	0.02	0.052032	-0.032032	1
77	0.023	0.052843	-0.029843	1
78	0.023	0.053655	-0.030655	1
79	0.033	0.054467	-0.021467	1
80	0.029	0.055279	-0.026279	1
81	0.033	0.056091	-0.023091	1
82	0.026	0.056903	-0.030903	1
83	0.029	0.057715	-0.028715	1
84	0.029	0.058526	-0.029526	1
85	0.029	0.059337	-0.030337	1
86	0.029	0.060148	-0.031148	1
87	0.042	0.060959	-0.018959	1
88	0.029	0.061769	-0.032769	1
89	0.029	0.062578	-0.033578	1
90	0.036	0.063387	-0.027387	1
91	0.033	0.064195	-0.031195	1
92	0.045	0.065003	-0.020003	1
93	0.039	0.065809	-0.026809	1
94	0.042	0.066615	-0.024615	1
95	0.051	0.06742	-0.01642	1
96	0.042	0.068225	-0.026225	1
97	0.036	0.069028	-0.033028	1
98	0.036	0.069831	-0.033831	1
99	0.039	0.070632	-0.031632	1
100	0.042	0.071328	-0.029328	1
101	0.042	0.072127	-0.030127	1
102	0.042	0.072925	-0.030925	1
103	0.042	0.073722	-0.031722	1
104	0.042	0.074518	-0.032518	1
105	0.045	0.075312	-0.030312	1
106	0.045	0.076105	-0.031105	1
107	0.045	0.076897	-0.031897	1
108	0.048	0.077687	-0.029687	1
109	0.051	0.078476	-0.027476	1
110	0.048	0.079264	-0.031264	1
111	0.051	0.080051	-0.029051	1
112	0.051	0.080836	-0.029836	1
113	0.051	0.081619	-0.030619	1
114	0.051	0.082401	-0.031401	1
115	0.051	0.083181	-0.032181	1
116	0.051	0.08396	-0.03296	1
117	0.057	0.084738	-0.027738	1
118	0.054	0.085514	-0.031514	1
119	0.054	0.086288	-0.032288	1
120	0.054	0.087061	-0.033061	1
121	0.054	0.087832	-0.033832	1
122	0.057	0.088601	-0.031601	1

123	0.057	0.089369	-0.032369	1
124	0.061	0.090135	-0.029135	1
125	0.061	0.090899	-0.029899	1
126	0.057	0.091662	-0.034662	1
127	0.061	0.092423	-0.031423	1
128	0.067	0.093182	-0.026182	1
129	0.064	0.09394	-0.02994	1
130	0.064	0.094696	-0.030696	1
131	0.061	0.09545	-0.03445	1
132	0.064	0.096202	-0.032202	1
133	0.067	0.096953	-0.029953	1
134	0.067	0.097701	-0.030701	1
135	0.07	0.098448	-0.028448	1
136	0.073	0.099194	-0.026194	1
137	0.07	0.099937	-0.029937	1
138	0.07	0.10068	-0.030679	1
139	0.076	0.10142	-0.025418	1
140	0.076	0.10216	-0.026156	1
141	0.076	0.10289	-0.026892	1
142	0.076	0.10363	-0.027627	1
143	0.076	0.10436	-0.028359	1
144	0.079	0.10509	-0.02609	1
145	0.086	0.10582	-0.019819	1
146	0.086	0.10655	-0.020546	1
147	0.082	0.10745	-0.025448	1
148	0.082	0.10817	-0.026171	1
149	0.086	0.10889	-0.022893	1
150	0.089	0.10961	-0.020612	1
151	0.092	0.11033	-0.01833	1
152	0.092	0.11105	-0.019046	1
153	0.092	0.11176	-0.01976	1
154	0.092	0.11247	-0.020472	1
155	0.092	0.11318	-0.021182	1
156	0.095	0.11389	-0.018891	1
157	0.098	0.1146	-0.016597	1
158	0.098	0.1153	-0.017302	1
159	0.095	0.116	-0.021005	1
160	0.098	0.11671	-0.018706	1
161	0.098	0.11741	-0.019405	1
162	0.098	0.1181	-0.020102	1
163	0.104	0.1188	-0.014798	1
164	0.101	0.11949	-0.018491	1
165	0.104	0.12018	-0.016183	1
166	0.104	0.12087	-0.016873	1
167	0.107	0.12156	-0.014561	1
168	0.107	0.12225	-0.015247	1
169	0.11	0.12293	-0.012932	1
170	0.11	0.12361	-0.013614	1
171	0.11	0.12429	-0.014295	1
172	0.114	0.12497	-0.010974	1
173	0.11	0.12565	-0.015651	1
174	0.114	0.12633	-0.012326	1
175	0.117	0.127	-0.0099995	1
176	0.117	0.12767	-0.010671	1
177	0.12	0.12834	-0.0083406	1
178	0.117	0.12901	-0.012009	1
179	0.117	0.12967	-0.012675	1
180	0.12	0.13034	-0.010339	1
181	0.12	0.131	-0.011002	1
182	0.123	0.13166	-0.0086624	1

183	0.123	0.13232	-0.0093214	1
184	0.12	0.13298	-0.012979	1
185	0.12	0.13363	-0.013634	1
186	0.123	0.13429	-0.011288	1
187	0.123	0.13494	-0.01194	1
188	0.123	0.13559	-0.01259	1
189	0.126	0.13624	-0.010238	1
190	0.132	0.13688	-0.0048846	1
191	0.129	0.13753	-0.0085295	1
192	0.132	0.13817	-0.0061726	1
193	0.135	0.13881	-0.003814	1
194	0.135	0.13945	-0.0044536	1
195	0.132	0.14009	-0.0080915	1
196	0.132	0.14073	-0.0087277	1
197	0.132	0.14136	-0.0093621	1
198	0.132	0.14199	-0.0099949	1
199	0.135	0.14263	-0.0076259	1
200	0.132	0.14326	-0.011255	1
201	0.132	0.14388	-0.011883	1
202	0.135	0.14451	-0.0095088	1
203	0.138	0.14513	-0.0071331	1
204	0.135	0.14576	-0.010756	1
205	0.138	0.14638	-0.0083766	1
206	0.142	0.147	-0.0049958	1
207	0.142	0.14761	-0.0056134	1
208	0.145	0.14823	-0.0032293	1
209	0.148	0.14884	-0.00084354	1
210	0.148	0.14946	-0.0014562	1
211	0.148	0.15007	-0.0020671	1
212	0.151	0.15068	0.00032353	1
213	0.151	0.15128	-0.00028419	1
214	0.154	0.15189	0.0021097	1
215	0.157	0.15249	0.0045052	1
216	0.157	0.1531	0.0039024	1
217	0.16	0.1537	0.0063011	1
218	0.157	0.1543	0.0027015	1
219	0.157	0.1549	0.0021034	1
220	0.16	0.15549	0.0045069	1
221	0.163	0.15609	0.006912	1
222	0.16	0.15668	0.0033187	1
223	0.163	0.15727	0.0057269	1
224	0.163	0.15786	0.0051367	1
225	0.166	0.15845	0.0075481	1
226	0.166	0.15904	0.006961	1
227	0.166	0.15962	0.0063754	1
228	0.166	0.16021	0.0057914	1
229	0.166	0.16079	0.005209	1
230	0.17	0.16137	0.008628	1
231	0.17	0.16195	0.0080486	1
232	0.173	0.16253	0.010471	1
233	0.17	0.16311	0.0068943	1
234	0.173	0.16368	0.0093194	1
235	0.173	0.16425	0.008746	1
236	0.17	0.16483	0.0051741	1
237	0.173	0.1654	0.0076037	1
238	0.176	0.16597	0.010035	1
239	0.176	0.16653	0.0094673	1
240	0.176	0.1671	0.0089013	1
241	0.176	0.16766	0.0083367	1
242	0.179	0.16823	0.010774	1

243	0.176	0.16879	0.007212	1
244	0.179	0.16935	0.0096518	1
245	0.179	0.16991	0.0090931	1
246	0.179	0.17046	0.0085358	1
247	0.182	0.17102	0.01098	1
248	0.182	0.17157	0.010425	1
249	0.182	0.17213	0.0098724	1
250	0.182	0.17235	0.0096527	1
251	0.185	0.1729	0.012102	1
252	0.185	0.17345	0.011554	1
253	0.185	0.17399	0.011006	1
254	0.185	0.17454	0.01046	1
255	0.185	0.17508	0.0099154	1
256	0.185	0.17563	0.0093721	1
257	0.185	0.17617	0.0088302	1
258	0.188	0.17671	0.01129	1
259	0.188	0.17725	0.01075	1
260	0.188	0.17779	0.010213	1
261	0.191	0.17832	0.012676	1
262	0.191	0.17886	0.012141	1
263	0.191	0.17939	0.011607	1
264	0.191	0.17993	0.011075	1
265	0.194	0.18046	0.013544	1
266	0.194	0.18099	0.013014	1
267	0.194	0.18151	0.012485	1
268	0.194	0.18204	0.011958	1
269	0.194	0.18257	0.011432	1
270	0.194	0.18309	0.010908	1
271	0.194	0.18362	0.010384	1
272	0.194	0.18414	0.0098623	1
273	0.198	0.18466	0.013341	1
274	0.198	0.18518	0.012822	1
275	0.198	0.1857	0.012304	1
276	0.198	0.18621	0.011787	1
277	0.198	0.18673	0.011271	1
278	0.201	0.18724	0.013757	1
279	0.201	0.18776	0.013243	1
280	0.201	0.18827	0.012731	1
281	0.201	0.18878	0.012221	1
282	0.201	0.18929	0.011711	1
283	0.204	0.1898	0.014203	1
284	0.204	0.1903	0.013697	1
285	0.204	0.19081	0.013191	1
286	0.204	0.19131	0.012686	1
287	0.204	0.19182	0.012183	1
288	0.204	0.19232	0.011681	1
289	0.204	0.19282	0.01118	1
290	0.207	0.19332	0.01368	1
291	0.207	0.19382	0.013181	1
292	0.207	0.19432	0.012684	1
293	0.207	0.19481	0.012188	1
294	0.207	0.19531	0.011692	1
295	0.21	0.1958	0.014199	1
296	0.21	0.19629	0.013706	1
297	0.21	0.19679	0.013214	1
298	0.213	0.19728	0.015724	1
299	0.213	0.19777	0.015235	1
300	0.213	0.19825	0.014747	1
301	0.213	0.19874	0.01426	1
302	0.213	0.19923	0.013774	1

303	0.213	0.19971	0.013289	1
304	0.213	0.20019	0.012805	1
305	0.216	0.20068	0.015323	1
306	0.216	0.20116	0.014842	1
307	0.216	0.20164	0.014361	1
308	0.219	0.20212	0.016882	1
309	0.219	0.2026	0.016404	1
310	0.219	0.20307	0.015927	1
311	0.222	0.20355	0.018452	1
312	0.222	0.20402	0.017978	1
313	0.222	0.2045	0.017504	1
314	0.222	0.20497	0.017031	1
315	0.222	0.20544	0.01656	1
316	0.222	0.20591	0.016089	1
317	0.222	0.20638	0.01562	1
318	0.226	0.20685	0.019152	1
319	0.222	0.20732	0.014685	1
320	0.226	0.20778	0.018218	1
321	0.226	0.20825	0.017753	1
322	0.226	0.20871	0.017289	1
323	0.226	0.20917	0.016826	1
324	0.229	0.20964	0.019364	1
325	0.226	0.2101	0.015903	1
326	0.226	0.21056	0.015443	1
327	0.226	0.21102	0.014985	1
328	0.229	0.21147	0.017527	1
329	0.229	0.21193	0.01707	1
330	0.229	0.21239	0.016614	1
331	0.232	0.21284	0.019159	1
332	0.232	0.21329	0.018705	1
333	0.232	0.21375	0.018252	1
334	0.235	0.2142	0.020801	1
335	0.235	0.21465	0.02035	1
336	0.232	0.2151	0.0169	1
337	0.235	0.21555	0.019451	1
338	0.235	0.216	0.019003	1
339	0.235	0.21644	0.018556	1
340	0.235	0.21689	0.01811	1
341	0.238	0.21733	0.020665	1
342	0.235	0.21778	0.017221	1
343	0.238	0.21822	0.019778	1
344	0.241	0.21866	0.022336	1
345	0.241	0.2191	0.021895	1
346	0.241	0.21954	0.021455	1
347	0.241	0.21998	0.021016	1
348	0.241	0.22042	0.020578	1
349	0.241	0.22086	0.02014	1
350	0.245	0.2213	0.023704	1
351	0.245	0.22173	0.023268	1
352	0.245	0.22217	0.022834	1
353	0.241	0.2226	0.0184	1
354	0.241	0.22303	0.017967	1
355	0.241	0.22346	0.017536	1
356	0.245	0.2239	0.021105	1
357	0.245	0.22433	0.020675	1
358	0.245	0.22475	0.020246	1
359	0.245	0.22518	0.019818	1
360	0.248	0.22561	0.02239	1
361	0.245	0.22604	0.018964	1
362	0.248	0.22646	0.021539	1

363	0.248	0.22689	0.021114	1
364	0.245	0.22731	0.01769	1
365	0.248	0.22773	0.020268	1
366	0.248	0.22815	0.019847	1
367	0.248	0.22857	0.019425	1
368	0.248	0.22899	0.019005	1
369	0.248	0.22941	0.018586	1
370	0.248	0.22983	0.018168	1
371	0.248	0.23025	0.01775	1
372	0.251	0.23067	0.020333	1
373	0.248	0.23108	0.016917	1
374	0.251	0.2315	0.019502	1
375	0.251	0.23191	0.019088	1
376	0.251	0.23233	0.018675	1
377	0.248	0.23274	0.015262	1
378	0.248	0.23315	0.014851	1
379	0.251	0.23356	0.01744	1
380	0.248	0.23397	0.01403	1
381	0.251	0.23438	0.016621	1
382	0.251	0.23479	0.016212	1
383	0.251	0.23519	0.015805	1
384	0.254	0.2356	0.018398	1
385	0.254	0.23601	0.017992	1
386	0.254	0.23641	0.017587	1
387	0.254	0.23682	0.017183	1
388	0.254	0.23722	0.01678	1
389	0.254	0.23762	0.016377	1
390	0.257	0.23802	0.018975	1
391	0.254	0.23843	0.015574	1
392	0.257	0.23883	0.018174	1
393	0.257	0.23923	0.017775	1
394	0.26	0.23962	0.020376	1
395	0.257	0.24002	0.016978	1
396	0.257	0.24042	0.016581	1
397	0.257	0.24082	0.016185	1
398	0.257	0.24121	0.015789	1
399	0.257	0.24161	0.015395	1
400	0.257	0.242	0.015001	1
401	0.257	0.24239	0.014608	1
402	0.26	0.24278	0.017215	1
403	0.257	0.24318	0.013824	1
404	0.257	0.24357	0.013433	1
405	0.257	0.24396	0.013042	1
406	0.254	0.24435	0.0096531	1
407	0.254	0.24474	0.0092645	1
408	0.254	0.24512	0.0088766	1
409	0.254	0.24551	0.0084894	1
410	0.254	0.2459	0.008103	1
411	0.254	0.24628	0.0077174	1
412	0.257	0.24667	0.010332	1
413	0.257	0.24705	0.0099483	1
414	0.254	0.24744	0.0065649	1
415	0.254	0.24782	0.0061822	1
416	0.257	0.2482	0.0088002	1
417	0.254	0.24858	0.005419	1
418	0.254	0.24896	0.0050384	1
419	0.254	0.24934	0.0046586	1
420	0.254	0.24972	0.0042795	1
421	0.254	0.2501	0.0039012	1
422	0.254	0.25048	0.0035235	1

423	0.254	0.25085	0.0031465	1
424	0.254	0.25123	0.0027703	1
425	0.254	0.25161	0.0023948	1
426	0.257	0.25198	0.0050199	1
427	0.257	0.25235	0.0046458	1
428	0.26	0.25273	0.0072724	1
429	0.26	0.2531	0.0068996	1
430	0.266	0.25347	0.012528	1
431	0.266	0.25384	0.012156	1
432	0.266	0.25421	0.011786	1
433	0.266	0.25458	0.011416	1
434	0.26	0.25495	0.0050463	1
435	0.26	0.25532	0.0046776	1
436	0.26	0.25569	0.0043097	1
437	0.26	0.25606	0.0039424	1
438	0.26	0.25642	0.0035758	1
439	0.263	0.25679	0.0062099	1
440	0.263	0.25716	0.0058447	1
441	0.263	0.25752	0.0054801	1
442	0.263	0.25788	0.0051162	1
443	0.263	0.25825	0.0047529	1
444	0.263	0.25861	0.0043903	1
445	0.263	0.25897	0.0040284	1
446	0.263	0.25933	0.0036671	1
447	0.263	0.25969	0.0033064	1
448	0.263	0.26005	0.0029464	1
449	0.263	0.26041	0.0025871	1
450	0.263	0.26077	0.0022284	1
451	0.266	0.26113	0.0048704	1
452	0.266	0.26149	0.004513	1
453	0.266	0.26184	0.0041562	1
454	0.269	0.2622	0.0068001	1
455	0.269	0.26256	0.0064446	1
456	0.269	0.26291	0.0060897	1
457	0.269	0.26326	0.0057355	1
458	0.269	0.26362	0.0053819	1
459	0.269	0.26397	0.0050289	1
460	0.269	0.26432	0.0046766	1
461	0.269	0.26468	0.0043248	1
462	0.269	0.26503	0.0039737	1
463	0.269	0.26538	0.0036232	1
464	0.269	0.26573	0.0032734	1
465	0.269	0.26608	0.0029241	1
466	0.269	0.26642	0.0025755	1
467	0.269	0.26677	0.0022274	1
468	0.269	0.26712	0.00188	1
469	0.269	0.26747	0.0015332	1
470	0.266	0.26781	-0.0018131	1
471	0.266	0.26816	-0.0021587	1
472	0.266	0.2685	-0.0025037	1
473	0.266	0.26885	-0.0028481	1
474	0.269	0.26919	-0.00019196	1
475	0.269	0.26954	-0.00053519	1
476	0.269	0.26988	-0.00087783	1
477	0.269	0.27022	-0.0012199	1
478	0.269	0.27056	-0.0015614	1
479	0.266	0.2709	-0.0049022	1
480	0.266	0.27124	-0.0052425	1
481	0.266	0.27158	-0.0055822	1
482	0.266	0.27192	-0.0059214	1

483	0.266	0.27226	-0.0062599	1
484	0.266	0.2726	-0.0065979	1
485	0.266	0.27294	-0.0069353	1
486	0.266	0.27327	-0.0072722	1
487	0.266	0.27361	-0.0076084	1
488	0.269	0.27394	-0.0049441	1
489	0.269	0.27428	-0.0052793	1
490	0.273	0.27461	-0.0016138	1
491	0.273	0.27495	-0.0019478	1
492	0.269	0.27528	-0.0062813	1
493	0.273	0.27561	-0.0026141	1
494	0.269	0.27595	-0.0069465	1
495	0.269	0.27628	-0.0072771	1
496	0.269	0.27661	-0.0076083	1
497	0.269	0.27694	-0.0079389	1
498	0.273	0.27727	-0.0042691	1
499	0.269	0.2776	-0.0085986	1
500	0.273	0.27793	-0.0049276	1
501	0.273	0.27826	-0.0052561	1
502	0.273	0.27858	-0.005584	1
503	0.273	0.27891	-0.0059114	1
504	0.273	0.27924	-0.0062383	1
505	0.273	0.27956	-0.0065646	1
506	0.273	0.27989	-0.0068903	1
507	0.273	0.28022	-0.0072156	1
508	0.273	0.28054	-0.0075403	1
509	0.273	0.28086	-0.0078645	1
510	0.273	0.28119	-0.0081881	1
511	0.273	0.28151	-0.0085112	1
512	0.273	0.28183	-0.0088338	1
513	0.273	0.28216	-0.0091559	1
514	0.273	0.28248	-0.0094774	1
515	0.273	0.2828	-0.0097984	1
516	0.269	0.28312	-0.014119	1
517	0.273	0.28344	-0.010439	1
518	0.269	0.28376	-0.014758	1
519	0.269	0.28408	-0.015077	1
520	0.269	0.2844	-0.015396	1
521	0.269	0.28471	-0.015714	1
522	0.266	0.28503	-0.019031	1
523	0.266	0.28535	-0.019348	1
524	0.266	0.28566	-0.019664	1
525	0.266	0.28598	-0.01998	1
526	0.266	0.2863	-0.020296	1
527	0.266	0.28661	-0.020611	1
528	0.266	0.28692	-0.020925	1
529	0.266	0.28724	-0.021239	1
530	0.266	0.28755	-0.021552	1
531	0.266	0.28787	-0.021865	1
532	0.263	0.28818	-0.025178	1
533	0.266	0.28849	-0.022489	1
534	0.266	0.2888	-0.022801	1
535	0.266	0.28911	-0.023112	1
536	0.266	0.28942	-0.023422	1
537	0.269	0.28973	-0.020732	1
538	0.266	0.29004	-0.024042	1
539	0.266	0.29035	-0.024351	1
540	0.266	0.29066	-0.024659	1
541	0.269	0.29097	-0.021967	1
542	0.269	0.29127	-0.022275	1

543	0.269	0.29158	-0.022582	1
544	0.269	0.29189	-0.022888	1
545	0.273	0.29219	-0.019194	1
546	0.273	0.2925	-0.0195	1
547	0.273	0.29281	-0.019805	1
548	0.273	0.29311	-0.02011	1
549	0.276	0.29341	-0.017414	1
550	0.276	0.29372	-0.017718	1
551	0.279	0.29402	-0.015021	1
552	0.279	0.29432	-0.015324	1
553	0.282	0.29463	-0.012626	1
554	0.285	0.29493	-0.0099283	1
555	0.285	0.29523	-0.01023	1
556	0.285	0.29553	-0.010531	1
557	0.285	0.29583	-0.010831	1
558	0.285	0.29613	-0.011131	1
559	0.288	0.29643	-0.0084308	1
560	0.288	0.29673	-0.00873	1
561	0.288	0.29703	-0.0090287	1
562	0.288	0.29733	-0.0093269	1
563	0.288	0.29762	-0.0096247	1
564	0.288	0.29792	-0.0099221	1
565	0.288	0.29822	-0.010219	1
566	0.288	0.29852	-0.010515	1
567	0.288	0.29881	-0.010811	1
568	0.288	0.29911	-0.011107	1
569	0.288	0.2994	-0.011402	1
570	0.288	0.2997	-0.011697	1
571	0.288	0.29999	-0.011991	1
572	0.288	0.30028	-0.012285	1
573	0.291	0.30058	-0.0095782	1
574	0.291	0.30087	-0.0098711	1
575	0.291	0.30116	-0.010164	1
576	0.291	0.30146	-0.010456	1
577	0.291	0.30175	-0.010747	1
578	0.288	0.30204	-0.014038	1
579	0.291	0.30233	-0.011329	1
580	0.291	0.30262	-0.01162	1
581	0.291	0.30291	-0.011909	1
582	0.291	0.3032	-0.012199	1
583	0.288	0.30349	-0.015488	1
584	0.291	0.30378	-0.012777	1
585	0.291	0.30406	-0.013065	1
586	0.291	0.30435	-0.013353	1
587	0.291	0.30464	-0.01364	1
588	0.291	0.30493	-0.013927	1
589	0.294	0.30521	-0.011214	1
590	0.294	0.3055	-0.0115	1
591	0.294	0.30579	-0.011785	1
592	0.298	0.30607	-0.0080706	1
593	0.298	0.30636	-0.0083555	1
594	0.298	0.30664	-0.00864	1
595	0.298	0.30692	-0.008924	1
596	0.298	0.30721	-0.0092077	1
597	0.301	0.30749	-0.0064909	1
598	0.298	0.30777	-0.0097737	1
599	0.298	0.30806	-0.010056	1
600	0.298	0.30834	-0.010338	1
601	0.301	0.30862	-0.0076198	1
602	0.301	0.3089	-0.007901	1

603	0.301	0.30918	-0.0081818	1
604	0.301	0.30946	-0.0084622	1
605	0.301	0.30974	-0.0087422	1
606	0.301	0.31002	-0.0090218	1
607	0.301	0.3103	-0.009301	1
608	0.301	0.31058	-0.0095798	1
609	0.301	0.31086	-0.0098583	1
610	0.301	0.31114	-0.010136	1
611	0.301	0.31141	-0.010414	1
612	0.301	0.31169	-0.010691	1
613	0.304	0.31197	-0.007968	1
614	0.304	0.31224	-0.0082445	1
615	0.301	0.31252	-0.011521	1
616	0.301	0.3128	-0.011796	1
617	0.304	0.31307	-0.0090716	1
618	0.304	0.31335	-0.0093465	1
619	0.304	0.31362	-0.009621	1
620	0.304	0.3139	-0.0098952	1
621	0.304	0.31417	-0.010169	1
622	0.307	0.31444	-0.0074423	1
623	0.307	0.31472	-0.0077154	1
624	0.307	0.31499	-0.007988	1
625	0.307	0.31526	-0.0082602	1
626	0.31	0.31553	-0.0055321	1
627	0.307	0.3158	-0.0088036	1
628	0.307	0.31607	-0.0090747	1
629	0.307	0.31635	-0.0093455	1
630	0.31	0.31662	-0.0066159	1
631	0.307	0.31689	-0.0098859	1
632	0.31	0.31716	-0.0071555	1
633	0.31	0.31814	-0.0081424	1
634	0.31	0.31841	-0.0084113	1
635	0.31	0.31868	-0.0086798	1
636	0.31	0.31895	-0.008948	1
637	0.307	0.31922	-0.012216	1
638	0.31	0.31948	-0.0094832	1
639	0.31	0.31975	-0.0097503	1
640	0.31	0.32002	-0.010017	1
641	0.31	0.32028	-0.010283	1
642	0.313	0.32055	-0.0075493	1
643	0.313	0.32081	-0.0078149	1
644	0.31	0.32108	-0.01108	1
645	0.31	0.32135	-0.011345	1
646	0.31	0.32161	-0.01161	1
647	0.31	0.32187	-0.011874	1
648	0.31	0.32214	-0.012138	1
649	0.31	0.3224	-0.012401	1
650	0.31	0.32266	-0.012664	1
651	0.31	0.32293	-0.012927	1
652	0.31	0.32319	-0.013189	1
653	0.307	0.32345	-0.016452	1
654	0.307	0.32371	-0.016713	1
655	0.31	0.32397	-0.013975	1
656	0.31	0.32424	-0.014236	1
657	0.31	0.3245	-0.014496	1
658	0.307	0.32476	-0.017757	1
659	0.31	0.32502	-0.015017	1
660	0.31	0.32528	-0.015276	1
661	0.31	0.32554	-0.015536	1
662	0.31	0.32579	-0.015795	1

663	0.313	0.32605	-0.013053	1
664	0.313	0.32631	-0.013312	1
665	0.313	0.32657	-0.013569	1
666	0.313	0.32683	-0.013827	1
667	0.316	0.32708	-0.011084	1
668	0.319	0.32734	-0.0083413	1
669	0.319	0.3276	-0.0085979	1
670	0.322	0.32785	-0.0058541	1
671	0.319	0.32811	-0.0091101	1
672	0.322	0.32837	-0.0063656	1
673	0.319	0.32862	-0.0096209	1
674	0.319	0.32888	-0.0098758	1
675	0.319	0.32913	-0.01013	1
676	0.319	0.32938	-0.010385	1
677	0.322	0.32964	-0.0076386	1
678	0.322	0.32989	-0.0078922	1
679	0.322	0.33015	-0.0081455	1
680	0.322	0.3304	-0.0083984	1
681	0.322	0.33065	-0.0086511	1
682	0.322	0.3309	-0.0089034	1
683	0.322	0.33116	-0.0091553	1
684	0.322	0.33141	-0.009407	1
685	0.322	0.33166	-0.0096583	1
686	0.326	0.33191	-0.0059093	1
687	0.326	0.33216	-0.00616	1
688	0.326	0.33241	-0.0064104	1
689	0.326	0.33266	-0.0066604	1
690	0.326	0.33291	-0.0069101	1
691	0.326	0.33316	-0.0071595	1
692	0.326	0.33341	-0.0074086	1
693	0.322	0.33366	-0.011657	1
694	0.322	0.33391	-0.011906	1
695	0.326	0.33415	-0.008154	1
696	0.326	0.3344	-0.0084018	1
697	0.326	0.33465	-0.0086494	1
698	0.326	0.3349	-0.0088966	1
699	0.329	0.33514	-0.0061435	1
700	0.332	0.33539	-0.00339	1
701	0.329	0.33564	-0.0066363	1
702	0.329	0.33588	-0.0068823	1
703	0.332	0.33613	-0.0041279	1
704	0.329	0.33637	-0.0073733	1
705	0.332	0.33662	-0.0046183	1
706	0.332	0.33686	-0.004863	1
707	0.332	0.33711	-0.0051075	1
708	0.332	0.33735	-0.0053516	1
709	0.332	0.3376	-0.0055954	1
710	0.335	0.33784	-0.0028389	1
711	0.335	0.33808	-0.0030821	1
712	0.335	0.33833	-0.0033251	1
713	0.335	0.33857	-0.0035677	1
714	0.338	0.33881	-0.00080998	1
715	0.338	0.33905	-0.001052	1
716	0.338	0.33929	-0.0012937	1
717	0.338	0.33954	-0.0015351	1
718	0.335	0.33978	-0.0047762	1
719	0.347	0.34002	0.006983	1
720	0.344	0.34026	0.0037424	1
721	0.344	0.3405	0.0035022	1
722	0.344	0.34074	0.0032623	1

723	0.347	0.34098	0.0060226	1
724	0.341	0.34122	-0.00021672	1
725	0.341	0.34146	-0.00045577	1
726	0.341	0.34169	-0.00069454	1
727	0.341	0.34193	-0.00093301	1
728	0.341	0.34217	-0.0011712	1
729	0.341	0.34241	-0.0014091	1
730	0.341	0.34265	-0.0016467	1
731	0.344	0.34288	0.001116	1
732	0.341	0.34312	-0.002121	1
733	0.344	0.34336	0.00064224	1
734	0.344	0.34359	0.00040578	1
735	0.341	0.34383	-0.0028304	1
736	0.344	0.34407	-6.6269E-005	1
737	0.344	0.3443	-0.00030187	1
738	0.347	0.34454	0.0024628	1
739	0.347	0.34477	0.0022278	1
740	0.347	0.34501	0.001993	1
741	0.35	0.34524	0.0047586	1
742	0.35	0.34548	0.0045244	1
743	0.35	0.34571	0.0042905	1
744	0.354	0.34594	0.0080568	1
745	0.35	0.34618	0.0038235	1
746	0.354	0.34641	0.0075904	1
747	0.35	0.34664	0.0033576	1
748	0.354	0.34687	0.0071251	1
749	0.354	0.34711	0.0068929	1
750	0.354	0.34734	0.0066609	1
751	0.354	0.34757	0.0064292	1
752	0.357	0.3478	0.0091978	1
753	0.354	0.34803	0.0059666	1
754	0.354	0.34826	0.0057358	1
755	0.354	0.34849	0.0055052	1
756	0.357	0.34873	0.0082748	1
757	0.357	0.34896	0.0080448	1
758	0.36	0.34919	0.010815	1
759	0.357	0.34941	0.0075855	1
760	0.357	0.34964	0.0073562	1
761	0.36	0.34987	0.010127	1
762	0.36	0.3501	0.0098985	1
763	0.36	0.35033	0.0096701	1
764	0.36	0.35056	0.0094419	1
765	0.36	0.35079	0.009214	1
766	0.36	0.35101	0.0089864	1
767	0.36	0.35124	0.008759	1
768	0.363	0.35147	0.011532	1
769	0.363	0.35169	0.011305	1
770	0.363	0.35192	0.011078	1
771	0.363	0.35215	0.010852	1
772	0.363	0.35237	0.010626	1
773	0.363	0.3526	0.0104	1
774	0.363	0.35283	0.010175	1
775	0.363	0.35305	0.0099494	1
776	0.363	0.35328	0.0097244	1
777	0.366	0.3535	0.0125	1
778	0.366	0.35372	0.012275	1
779	0.366	0.35395	0.012051	1
780	0.366	0.35417	0.011827	1
781	0.366	0.3544	0.011603	1
782	0.369	0.35462	0.01438	1

783	0.369	0.35484	0.014156	1
784	0.369	0.35507	0.013933	1
785	0.369	0.35529	0.013711	1
786	0.369	0.35551	0.013488	1
787	0.369	0.35573	0.013266	1
788	0.369	0.35596	0.013044	1
789	0.366	0.35618	0.0098224	1
790	0.372	0.3564	0.015601	1
791	0.369	0.35662	0.01238	1
792	0.372	0.35684	0.015159	1
793	0.369	0.35706	0.011938	1
794	0.369	0.35728	0.011718	1
795	0.369	0.3575	0.011497	1
796	0.369	0.35772	0.011278	1
797	0.372	0.35794	0.014058	1
798	0.372	0.35816	0.013838	1
799	0.372	0.35838	0.013619	1
800	0.375	0.3586	0.0164	1
801	0.372	0.35882	0.013181	1

==========

RESULTS FROM VISUAL CURVE MATCHING

VISUAL MATCH PARAMETER ESTIMATES

	Estimate
T =	2.7480E-002
S =	2.1524E-003
Sy =	1.2687E-002
Ã =	6.0000E+000

<<

D H E C
PROMOTE PROTECT PROSPER

Summary of Slug Test
Division of Underground Storage Tank Management

Site Data

UST Permit #: 07584 + 07777 County: RICHLAND

Facility Name: _____

Slug Data

See Appendix 4 Table _____ Figure _____ for a list of all data measurements. [water level logs, etc. (complete as appropriate)].

Water Level Recovery Data was measured by _____
[Hermit Data Logger, Manually with Water Level Indicator, etc. (list method)].

Complete the following table for each well tested.

COMPLETE A SECOND SHEET IF MORE THAN FOUR WELLS ARE TESTED

Slug Test Conducted in Well(s) Number	MW-12	MW-42	DW-6	DW-7
Initial Rise/Drawdown in Well (feet)	10.55	5.71	18.02	22.93
Radius of Well Casing (feet)	0.083	0.083	0.083	0.083
Effective Radius of Well (feet)	0.3	0.3	0.3	0.3
tatic Saturated Aquifer Thickness (feet)	19.75	7.47	23.62	30.29
Length of Well Screen (feet)	20	15	5	5
Static Height of Water Column in Well (ft)	5.25	27.53	46.38	24.71

Calculations

See Appendix 4 Table _____ Figure _____ for calculations (complete as appropriate).

The method for aquifer calculations was BOUWER + RICE (i.e. Bouwer-Rice, Cooper, etc.).

Calculated values by well were as follows:

Slug Test Conducted in Well(s) Number	MW-12	MW-42	DW-6	DW-7
Hydraulic Conductivity FT/DAY	0.00431	0.0161	0.0000306	0.00258

Thickness of the aquifer used to calculate hydraulic conductivity was (13.61 SHALLOW) (26.96 DEEP) AVG feet.

The aquifer is _____ confined _____ semi-confined V water table (check as appropriate).

The estimated seepage velocity is AVG 0.0064 FT/DAY OR SHALLOW 0.145 FT/YR / DEEP 0.000009 FT/DAY OR 0.0135 FT/YR feet per year based on a hydraulic conductivity of AVG 0.0102 FT/DAY SHALLOW 0.0013 FT/DAY DEEP, a hydraulic gradient of AVG 0.007 FT/FT SHALLOW 0.0037 FT/FT DEEP, and porosity of 18% SHALLOW 13% DEEP percent for CLAYEY SAND SHALLOW SANDY CLAY DEEP soil (list type i.e., silty sand, clay, etc).

SEE REPORT FOR INDIVIDUAL SEEPAGE VELOCITIES

Slug Test Analysis

Site Name:	Clouds Chevron
Location:	Columbia, SC
Test Date:	4/21/05
Client:	SCDHEC
Project Number:	C-04-12-009

Well Label:	DW-7
Aquifer Thickness:	30.29 feet
Screen Length:	5. feet
Casing Radius:	6.917e-003 feet
Effective Radius:	2.5e-002 feet
Static Water Level:	24.71 feet
Water Table to Screen Bottom:	30.29 feet
Anisotropy Ratio:	1.
Time Adjustment:	0. Seconds

Test starts with trial 0
There are 27 time and drawdown measurements
Maximum head is 22.93 feet
Minimum head is 0. feet

Trial	Time (minutes)	Adjusted Time (minutes)	Drawdown (feet)	Head (feet)	Head Ratio
1	0.	0.	47.64	22.93	1.
2	0.25	0.25	47.32	22.61	0.986
3	0.5	0.5	46.96	22.25	0.9703
4	0.75	0.75	46.65	21.94	0.9568
5	1.	1.	46.31	21.6	0.942
6	1.25	1.25	45.87	21.16	0.9228
7	1.5	1.5	45.44	20.73	0.9041
8	1.75	1.75	45.13	20.42	0.8905
9	2.	2.	44.74	20.03	0.8735
10	2.5	2.5	44.03	19.32	0.8426
11	3.	3.	43.27	18.56	0.8094
12	3.5	3.5	42.7	17.99	0.7846
13	4.	4.	41.89	17.18	0.7492
14	4.5	4.5	41.41	16.7	0.7283
15	5.	5.	40.82	16.11	0.7026
16	6.	6.	39.72	15.01	0.6546
17	7.	7.	38.64	13.93	0.6075
18	8.	8.	37.61	12.9	0.5626
19	9.	9.	36.85	12.14	0.5294
20	10.	10.	36.07	11.36	0.4954
21	11.	11.	35.3	10.59	0.4618
22	12.	12.	34.6	9.89	0.4313
23	13.	13.	33.9	9.19	0.4008
24	14.	14.	33.3	8.59	0.3746
25	15.	15.	32.71	8.	0.3489
26	20.	20.	30.36	5.65	0.2464
27	25.	25.	28.57	3.86	0.1683

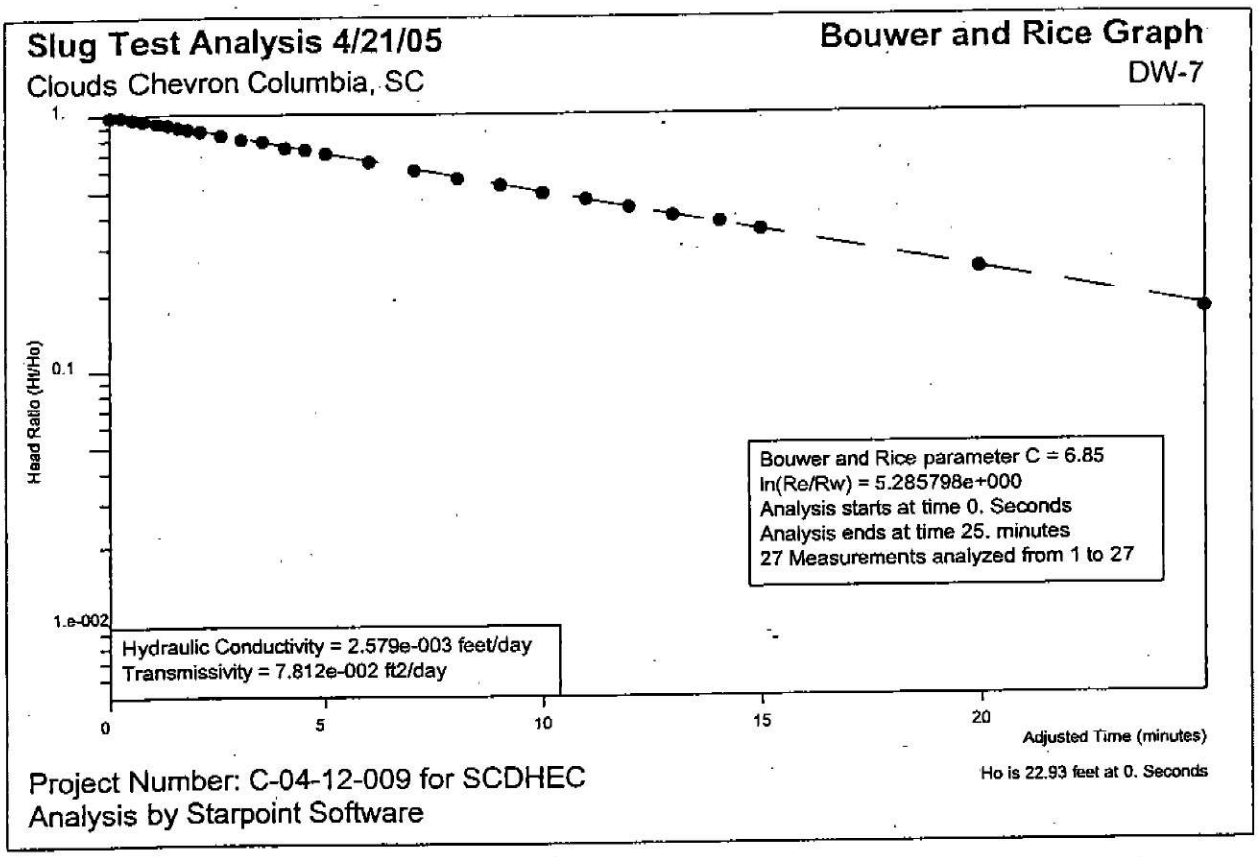
Slug Test Analysis 4/21/05
Clouds Chevron Columbia, SC
Bouwer and Rice Graph
DW-7
Head Ratio (Ht/Ho)
1.
0.1
1.e-002
Bouwer and Rice parameter C = 6.85
ln(Re/Rw) = 5.285798e+000
Analysis starts at time 0. Seconds
Analysis ends at time 25. minutes
27 Measurements analyzed from 1 to 27
Hydraulic Conductivity = 2.579e-003 feet/day
Transmissivity = 7.812e-002 ft2/day
0
5
10
15
20
Adjusted Time (minutes)
Ho is 22.93 feet at 0. Seconds
Project Number: C-04-12-009 for SCDHEC
Analysis by Starpoint Software

Bouwer and Rice Automatic Parameter Estimation

Slug Test Analysis

Site Name:	Clouds Chevron
Location:	Columbia, SC
Test Date:	4/21/05
Client:	SCDHEC
Project Number:	C-04-12-009

Well Label:	DW-7
Aquifer Thickness:	30.29 feet
Screen Length:	5. feet
Casing Radius:	6.917e-003 feet
Effective Radius:	2.5e-002 feet
Bouwer and Rice Parameter C	6.85
Radius of Influence of Test	4.938 feet

Trial	Adjusted Time (minutes)	Head (feet)	Head Ratio	Hyd. Con. (feet/day)	Flow to Well (Gallons/Day)
1	0.	22.93	1.	–	
2	0.25	22.61	0.986	2.047e-003	2.058
3	0.5	22.25	0.9703	2.192e-003	2.169
4	0.75	21.94	0.9568	2.143e-003	2.09
5	1.	21.6	0.942	2.176e-003	2.09
6	1.25	21.16	0.9228	2.34e-003	2.202
7	1.5	20.73	0.9041	2.449e-003	2.257
8	1.75	20.42	0.8905	2.412e-003	2.19
9	2.	20.03	0.8735	2.462e-003	2.192
10	2.5	19.32	0.8426	2.495e-003	2.143
11	3.	18.56	0.8094	2.566e-003	2.118
12	3.5	17.99	0.7846	2.524e-003	2.019
13	4.	17.18	0.7492	2.628e-003	2.007
14	4.5	16.7	0.7283	2.565e-003	1.905
15	5.	16.11	0.7026	2.571e-003	1.841
16	6.	15.01	0.6546	2.572e-003	1.716
17	7.	13.93	0.6075	2.593e-003	1.606
18	8.	12.9	0.5626	2.618e-003	1.502
19	9.	12.14	0.5294	2.573e-003	1.389
20	10.	11.36	0.4954	2.558e-003	1.292
21	11.	10.59	0.4618	2.557e-003	1.204
22	12.	9.89	0.4313	2.552e-003	1.122
23	13.	9.19	0.4008	2.561e-003	1.046
24	14.	8.59	0.3746	2.554e-003	0.9753
25	15.	8.	0.3489	2.556e-003	0.9092
26	20.	5.65	0.2464	2.55e-003	0.6407
27	25.	3.86	0.1683	2.595e-003	0.4454

Arithmetic Means:

Hydraulic Conductivity	2.477e-003 feet/day
Transmissivity	7.504e-002 ft2/day

Geometric Means:

Hydraulic Conductivity	2.472e-003 feet/day
Transmissivity	7.487e-002 ft2/day

Sensitivity Analysis:

Hydraulic Conductivity	2.562e-003 feet/day

SCDHEC
IFB-29012-10/18/05-EMW
Page: 169

Transmissivity	7.759e-002 ft2/day

PUMP TEST FIELD DATA REPORT

PROJECT NO.: C-009		PUMP GPM:	
DATE: 4/21/05		PUMPING WELL Y N	#
TEST PERFORMED BY: RR		OBSERVATION WELL (2) N	# DW-7

TIME (MIN)	WATER LEVEL (FEET)
0	47.14
0.25	47.32
0.50	46.96
0.75	46.65
1.00	46.31
1.25	45.87
1.50	45.44
1.75	45.13
2.00	44.74
2.50	44.03
3.00	43.27
3.50	42.70
4.00	41.89
4.50	41.41
5.00	40.82
6.00	39.72
7.00	38.64
8.00	37.61
9.00	36.85
10.00	36.07
11.00	35.30
12.00	34.60
13.00	33.90
14.00	33.230
15.00	32.71
20.00	30.36
25.00	28.57
30.00	
35.00	
40.00	
45.00	
50.00	
55.00	
60.00	
75.00	
90.00	
105.00	
120.00	
150.00	
180.00	
210.00	
240.00	
270.00	
300.00	
330.00	
360.00	
390.00	
420.00	
450.00	
480.00	
510.00	
540.00	
570.00	
600.00	
630.00	
660.00	
690.00	
720.00	
750.00	
780.00	
840.00	
900.00	
960.00	
1020.00	
1080.00	
1140.00	
1200.00	
1260.00	
1320.00	
1380.00	
1440.00	

NOTES:

80% 29.97

Slug Test Analysis

Site Name:	Clouds Chevron
Location:	Columbia, SC
Test Date:	4/21/05
Client:	SCDHEC
Project Number:	C-04-12-009

Well Label:	MW-12
Aquifer Thickness:	19.75 feet
Screen Length:	20. feet
Casing Radius:	6.917e-003 feet
Effective Radius:	2.5e-002 feet
Static Water Level:	5.25 feet
Water Table to Screen Bottom:	19.75 feet
Anisotropy Ratio:	1.
Time Adjustment:	0. Seconds

Test starts with trial 0
There are 23 time and drawdown measurements
Maximum head is 10.55 feet
Minimum head is -5.25 feet

Trial	Time (minutes)	Adjusted Time (minutes)	Drawdown (feet)	Head (feet)	Head Ratio
1	0.	0.	15.8	10.55	1.
2	0.25	0.25	15.21	9.96	0.9441
3	0.5	0.5	14.83	9.58	0.9081
4	0.75	0.75	14.45	9.2	0.872
5	1.	1.	13.4	8.15	0.7725
6	1.25	1.25	12.85	7.6	0.7204
7	1.5	1.5	12.11	6.86	0.6502
8	1.75	1.75	11.44	6.19	0.5867
9	2.	2.	10.59	5.34	0.5062
10	2.5	2.5	9.24	3.99	0.3782
11	3.	3.	8.28	3.03	0.2872
12	3.5	3.5	7.56	2.31	0.219
13	4.	4.	6.97	1.72	0.163
14	4.5	4.5	6.66	1.41	0.1336
15	5.	5.	6.36	1.11	0.1052
16	6.	6.	5.76	0.51	4.834e-002
17	7.	7.	5.51	0.26	2.464e-002
18	8.	8.	5.36	0.11	1.043e-002
19	9.	9.	5.29	4.e-002	3.791e-003
20	10.	10.	5.24	-1.e-002	-9.479e-004
21	11.	11.	5.19	-6.e-002	-5.687e-003
22	12.	12.	5.17	-8.e-002	-7.583e-003
23	13.	13.	0.	-5.25	-0.4976

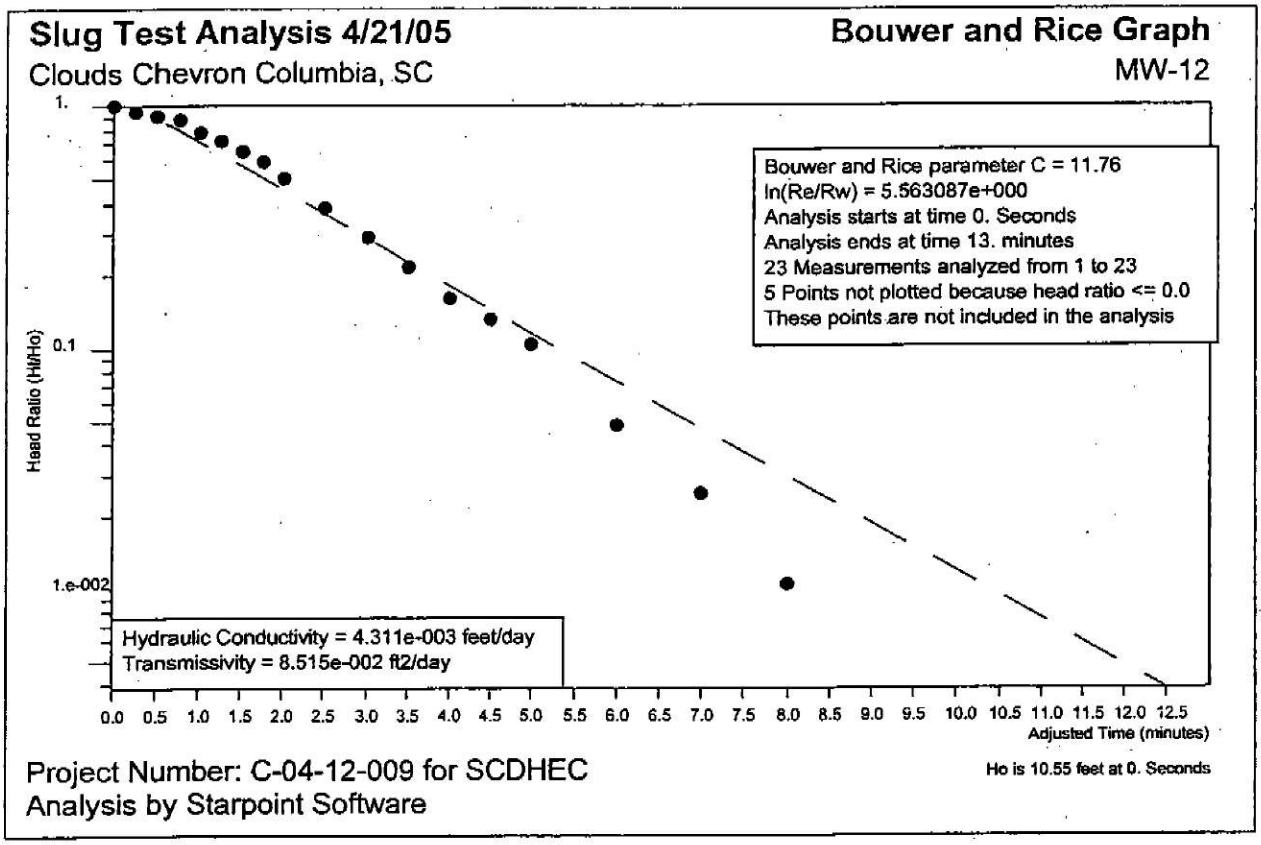
Slug Test Analysis 4/21/05
Clouds Chevron Columbia, SC
Bouwer and Rice Graph
MW-12
Bouwer and Rice parameter C = 11.76
ln(Re/Rw) = 5.563087e+000
Analysis starts at time 0. Seconds
Analysis ends at time 13. minutes
23 Measurements analyzed from 1 to 23
5 Points not plotted because head ratio <= 0.0
These points are not included in the analysis
Head Ratio (Ht/Ho)
1.
0.1
1.e-002
Hydraulic Conductivity = 4.311e-003 feet/day
Transmissivity = 8.515e-002 ft2/day
0.0 0.5 1.0 1.5 2.0 2.5 3.0 3.5 4.0 4.5 5.0 5.5 6.0 6.5 7.0 7.5 8.0 8.5 9.0 9.5 10.0 10.5 11.0 11.5 12.0 12.5
Adjusted Time (minutes)
Project Number: C-04-12-009 for SCDHEC
Analysis by Starpoint Software
Ho is 10.55 feet at 0. Seconds

Bouwer and Rice Automatic Parameter Estimation

Slug Test Analysis

Site Name:	Clouds Chevron
Location:	Columbia, SC
Test Date:	4/21/05
Client:	SCDHEC
Project Number:	C-04-12-009

Well Label:	MW-12
Aquifer Thickness:	19.75 feet
Screen Length:	20. feet
Casing Radius:	6.917e-003 feet
Effective Radius:	2.5e-002 feet
Bouwer and Rice Parameter C	11.76
Radius of Influence of Test	6.516 feet

Trial	Adjusted Time (minutes)	Head (feet)	Head Ratio	Hyd. Con. (feet/day)	Flow to Well (Gallons/Day)
1	0.	10.55	1.	--	
2	0.25	9.96	0.9441	2.233e-003	3.759
3	0.5	9.58	0.9081	1.872e-003	3.03
4	0.75	9.2	0.872	1.771e-003	2.754
5	1.	8.15	0.7725	2.504e-003	3.449
6	1.25	7.6	0.7204	2.546e-003	3.269
7	1.5	6.86	0.6502	2.784e-003	3.227
8	1.75	6.19	0.5867	2.956e-003	3.092
9	2.	5.34	0.5062	3.303e-003	2.981
10	2.5	3.99	0.3782	3.774e-003	2.544
11	3.	3.03	0.2872	4.035e-003	2.066
12	3.5	2.31	0.219	4.21e-003	1.643
13	4.	1.72	0.163	4.4e-003	1.279
14	4.5	1.41	0.1336	4.339e-003	1.034
15	5.	1.11	0.1052	4.369e-003	0.8196
16	6.	0.51	4.834e-002	4.899e-003	0.4222
17	7.	0.26	2.464e-002	5.133e-003	0.2255
18	8.	0.11	1.043e-002	5.534e-003	0.1029
19	9.	4.e-002	3.791e-003	6.01e-003	4.062e-002
20	10.	-1.e-002	-9.479e-004	--	
21	11.	-6.e-002	-5.687e-003	--	
22	12.	-8.e-002	-7.583e-003	--	
23	13.	-5.25	-0.4976	--	

Arithmetic Means:

Hydraulic Conductivity	3.704e-003 feet/day
Transmissivity	7.315e-002 ft2/day

Geometric Means:

Hydraulic Conductivity	3.485e-003 feet/day
Transmissivity	6.882e-002 ft2/day

Sensitivity Analysis:

Hydraulic Conductivity	3.619e-003 feet/day
Transmissivity	7.147e-002 ft2/day

PUMP TEST FIELD DATA REPORT

PROJECT NO.: C-009		PUMP GPM:	
DATE: 4/21/05		PUMPING WELL Y N	#
TEST PERFORMED BY: RR		OBSERVATION WELL (Y) N	# MW-12

TIME (MIN)	WATER LEVEL (FEET)
0	15.80
0.25	15.21
0.50	14.83
0.75	14.45
1.00	13.40
1.25	12.85
1.50	12.11
1.75	11.44
2.00	10.59
2.50	9.24
3.00	8.26
3.50	7.56
4.00	6.97
4.50	6.66
5.00	6.36
6.00	5.76
7.00	5.51
8.00	5.36
9.00	5.29
10.00	5.24
11.00	5.19
12.00	5.17
13.00	5.16
14.00	
15.00	
20.00	
25.00	
30.00	
35.00	
40.00	
45.00	
50.00	
55.00	
60.00	
75.00	
90.00	
105.00	
120.00	
150.00	
180.00	
210.00	
240.00	
270.00	
300.00	
330.00	
360.00	
390.00	
420.00	
450.00	
480.00	
510.00	
540.00	
570.00	
600.00	
630.00	
660.00	
690.00	
720.00	
750.00	
780.00	
840.00	
900.00	
960.00	
1020.00	
1080.00	
1140.00	
1200.00	
1260.00	
1320.00	
1380.00	
1440.00	

NOTES:

Slug Test Analysis

Site Name:	Handy Pantry #65
Location:	Columbia, SC
Test Date:	4/20/05
Client:	SCDHEC
Project Number:	C-04-12-008

Well Label:	MW-42
Aquifer Thickness:	7.47 feet
Screen Length:	15. feet
Casing Radius:	6.917e-003 feet
Effective Radius:	2.5e-002 feet
Static Water Level:	27.53 feet
Water Table to Screen Bottom:	7.47 feet
Anisotropy Ratio:	1.
Time Adjustment:	0. Seconds

Test starts with trial 0
There are 25 time and drawdown measurements
Maximum head is 5.71 feet
Minimum head is -0.19 feet

Trial	Time (minutes)	Adjusted Time (minutes)	Drawdown (feet)	Head (feet)	Head Ratio
1	0.	0.	33.24	5.71	1.
2	0.25	0.25	32.54	5.01	0.8774
3	0.5	0.5	31.89	4.36	0.7636
4	0.75	0.75	31.29	3.76	0.6585
5	1.	1.	30.79	3.26	0.5709
6	1.25	1.25	30.49	2.96	0.5184
7	1.5	1.5	30.19	2.66	0.4658
8	1.75	1.75	29.98	2.45	0.4291
9	2.	2.	29.61	2.08	0.3643
10	2.5	2.5	29.04	1.51	0.2644
11	3.	3.	28.64	1.11	0.1944
12	3.5	3.5	28.24	0.71	0.1243
13	4.	4.	27.87	0.34	5.954e-002
14	4.5	4.5	27.58	5.e-002	8.757e-003
15	5.	5.	27.41	-0.12	-2.102e-002
16	6.	6.	27.36	-0.17	-2.977e-002
17	7.	7.	27.34	-0.19	-3.327e-002
18	8.	8.	27.34	-0.19	-3.327e-002
19	9.	9.	27.34	-0.19	-3.327e-002
20	10.	10.	27.34	-0.19	-3.327e-002
21	11.	11.	27.34	-0.19	-3.327e-002
22	12.	12.	27.34	-0.19	-3.327e-002
23	13.	13.	27.34	-0.19	-3.327e-002
24	14.	14.	27.34	-0.19	-3.327e-002
25	15.	15.	27.34	-0.19	-3.327e-002

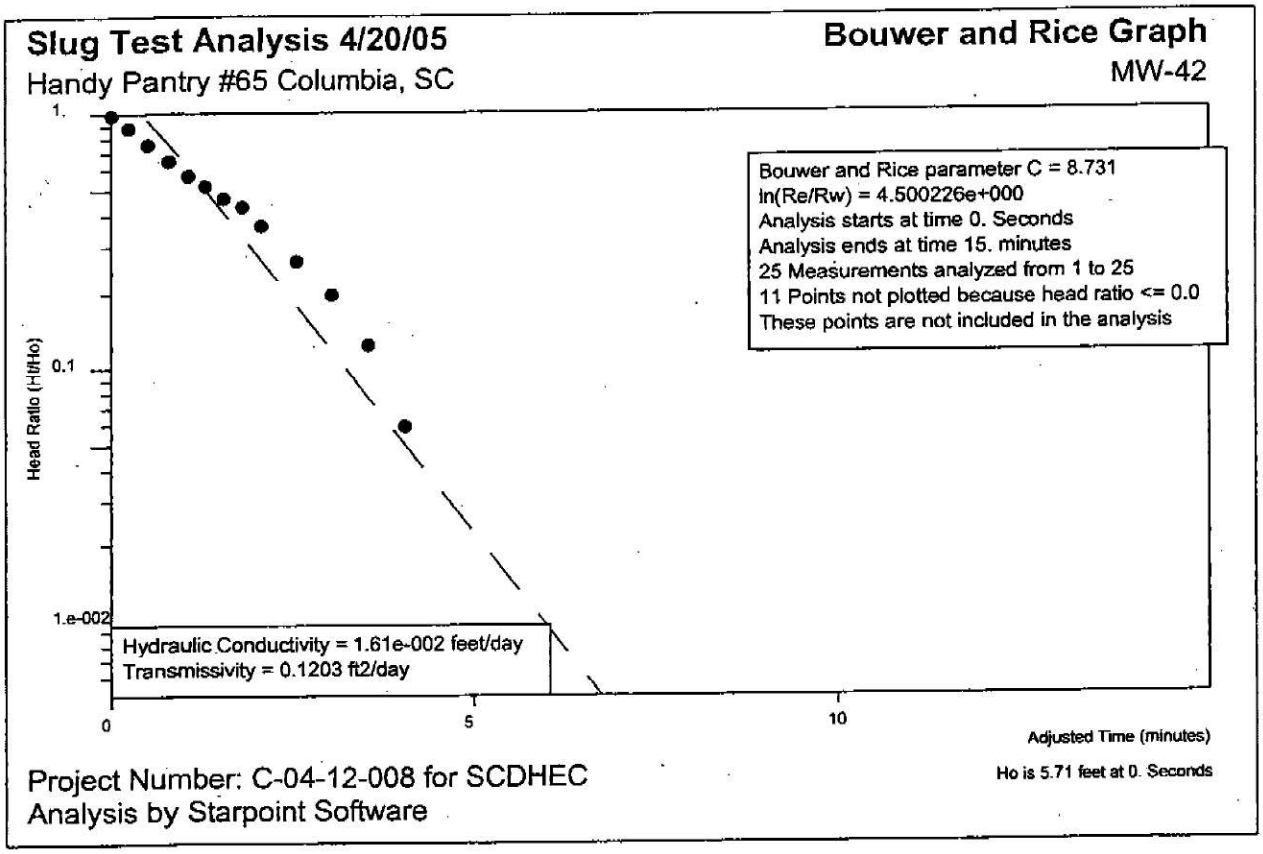
Slug Test Analysis 4/20/05
Handy Pantry #65 Columbia, SC
Bouwer and Rice Graph
MW-42
Bouwer and Rice parameter C = 8.731
ln(Re/Rw) = 4.500226e+000
Analysis starts at time 0. Seconds
Analysis ends at time 15. minutes
25 Measurements analyzed from 1 to 25
11 Points not plotted because head ratio <= 0.0
These points are not included in the analysis
Head Ratio (H/Ho)
1.
0.1
1.e-002
Hydraulic Conductivity = 1.61e-002 feet/day
Transmissivity = 0.1203 ft2/day
0
5
10
Adjusted Time (minutes)
Ho is 5.71 feet at 0. Seconds
Project Number: C-04-12-008 for SCDHEC
Analysis by Starpoint Software

Bouwer and Rice Automatic Parameter Estimation

Slug Test Analysis

Site Name:	Handy Pantry #65
Location:	Columbia, SC
Test Date:	4/20/05
Client:	SCDHEC
Project Number:	C-04-12-008

Well Label:	MW-42
Aquifer Thickness:	7.47 feet
Screen Length:	15. feet
Casing Radius:	6.917e-003 feet
Effective Radius:	2.5e-002 feet
Bouwer and Rice Parameter C	8.731
Radius of Influence of Test	2.251 feet

Trial	Adjusted Time (minutes)	Head (feet)	Head Ratio	Hyd. Con. (feet/day)	Flow to Well (Gallons/Day)
1	0.	5.71	1.	–	
2	0.25	5.01	0.8774	1.086e-002	8.52
3	0.5	4.36	0.7636	1.12e-002	7.647
4	0.75	3.76	0.6585	1.156e-002	6.809
5	1.	3.26	0.5709	1.163e-002	5.94
6	1.25	2.96	0.5184	1.091e-002	5.058
7	1.5	2.66	0.4658	1.057e-002	4.404
8	1.75	2.45	0.4291	1.003e-002	3.851
9	2.	2.08	0.3643	1.048e-002	3.414
10	2.5	1.51	0.2644	1.104e-002	2.612
11	3.	1.11	0.1944	1.133e-002	1.97
12	3.5	0.71	0.1243	1.236e-002	1.375
13	4.	0.34	5.954e-002	1.463e-002	0.7795
14	4.5	5.e-002	8.757e-003	2.185e-002	0.1711
15	5.	-0.12	-2.102e-002	–	
16	6.	-0.17	-2.977e-002	–	
17	7.	-0.19	-3.327e-002	–	
18	8.	-0.19	-3.327e-002	–	
19	9.	-0.19	-3.327e-002	–	
20	10.	-0.19	-3.327e-002	–	
21	11.	-0.19	-3.327e-002	–	
22	12.	-0.19	-3.327e-002	–	
23	13.	-0.19	-3.327e-002	–	
24	14.	-0.19	-3.327e-002	–	
25	15.	-0.19	-3.327e-002	–	

Arithmetic Means:

Hydraulic Conductivity	1.219e-002 feet/day
Transmissivity	9.104e-002 ft2/day

Geometric Means:

Hydraulic Conductivity	1.192e-002 feet/day
Transmissivity	8.903e-002 ft2/day

Sensitivity Analysis:

Hydraulic Conductivity	1.159e-002 feet/day
Transmissivity	8.655e-002 ft2/day

SCDHEC
IFB-29012-10/18/05-EMW
Page: 178

PUMP TEST FIELD DATA REPORT

PROJECT NO.: C-609	PUMP GPM:
DATE: 4/20/05	PUMPING WELL Y N #
TEST PERFORMED BY: RR/DM	OBSERVATION WELL (Y) N # MW-42

TIME (MIN)	WATER LEVEL (FEET)
0	~~33.24~~
0.25	32.54
0.50	31.89
0.75	31.29
1.00	30.79
1.25	30.49
1.50	30.19
1.75	29.98
2.00	29.61
2.50	~~29.30~~ 29.04
3.00	28.64
3.50	28.24
4.00	27.87
4.50	27.58
5.00	27.41
6.00	27.36
7.00	27.34
8.00	27.34
9.00	27.34
10.00	27.34
11.00	27.34
12.00	27.34
13.00	27.34
14.00	27.34
15.00	27.34
20.00	
25.00	
30.00	
35.00	
40.00	
45.00	
50.00	
55.00	
60.00	
75.00	
90.00	
105.00	
120.00	
150.00	
180.00	
210.00	
240.00	
270.00	
300.00	
330.00	
360.00	
390.00	
420.00	
450.00	
480.00	
510.00	
540.00	
570.00	
600.00	
630.00	
660.00	
690.00	
720.00	
750.00	
780.00	
840.00	
900.00	
960.00	
1020.00	
1080.00	
1140.00	
1200.00	
1260.00	
1320.00	
1380.00	
1440.00	

NOTES:

Slug Test Analysis

Site Name:	Handy Pantry #65
Location:	Columbia, SC
Test Date:	4/20/05
Client:	SCDHEC
Project Number:	C-04-12-008

Well Label:	DW-6
Aquifer Thickness:	23.62 feet
Screen Length:	5. feet
Casing Radius:	6.917e-003 feet
Effective Radius:	2.5e-002 feet
Static Water Level:	46.38 feet
Water Table to Screen Bottom:	23.62 feet
Anisotropy Ratio:	1.
Time Adjustment:	0. Seconds

Test starts with trial 0
There are 40 time and drawdown measurements
Maximum head is 18.02 feet
Minimum head is 0. feet

Trial	Time (minutes)	Adjusted Time (minutes)	Drawdown (feet)	Head (feet)	Head Ratio
1	0.	0.	64.4	18.02	1.
2	0.25	0.25	64.35	17.97	0.9972
3	0.5	0.5	64.33	17.95	0.9961
4	0.75	0.75	64.32	17.94	0.9956
5	1.	1.	64.32	17.94	0.9956
6	1.25	1.25	64.31	17.93	0.995
7	1.5	1.5	64.3	17.92	0.9945
8	1.75	1.75	64.3	17.92	0.9945
9	2.	2.	64.29	17.91	0.9939
10	2.5	2.5	64.28	17.9	0.9933
11	3.	3.	64.27	17.89	0.9928
12	3.5	3.5	64.26	17.88	0.9922
13	4.	4.	64.26	17.88	0.9922
14	4.5	4.5	64.25	17.87	0.9917
15	5.	5.	64.25	17.87	0.9917
16	6.	6.	64.23	17.85	0.9906
17	7.	7.	64.21	17.83	0.9895
18	8.	8.	64.21	17.83	0.9895
19	9.	9.	64.19	17.81	0.9883
20	10.	10.	64.18	17.8	0.9878
21	11.	11.	64.17	17.79	0.9872
22	12.	12.	64.17	17.79	0.9872
23	13.	13.	64.16	17.78	0.9867
24	14.	14.	64.15	17.77	0.9861
25	15.	15.	64.14	17.76	0.9856
26	20.	20.	64.06	17.68	0.9811
27	25.	25.	63.99	17.61	0.9772
28	30.	30.	63.92	17.54	0.9734
29	35.	35.	63.85	17.47	0.9695
30	40.	40.	63.79	17.41	0.9661
31	45.	45.	63.74	17.36	0.9634
32	50.	50.	63.69	17.31	0.9606
33	55.	55.	63.62	17.24	0.9567
34	60.	60.	63.55	17.17	0.9528

35	75.	75.	63.31	16.93	0.9395
36	90.	90.	63.07	16.69	0.9262
37	105.	105.	62.83	16.45	0.9129
38	120.	120.	62.59	16.21	0.8996
39	150.	150.	62.11	15.73	0.8729
40	180.	180.	61.63	15.25	0.8463

Slug Test Analysis 4/20/05

Handy Pantry #65 Columbia, SC

Bouwer and Rice Graph

DW-6

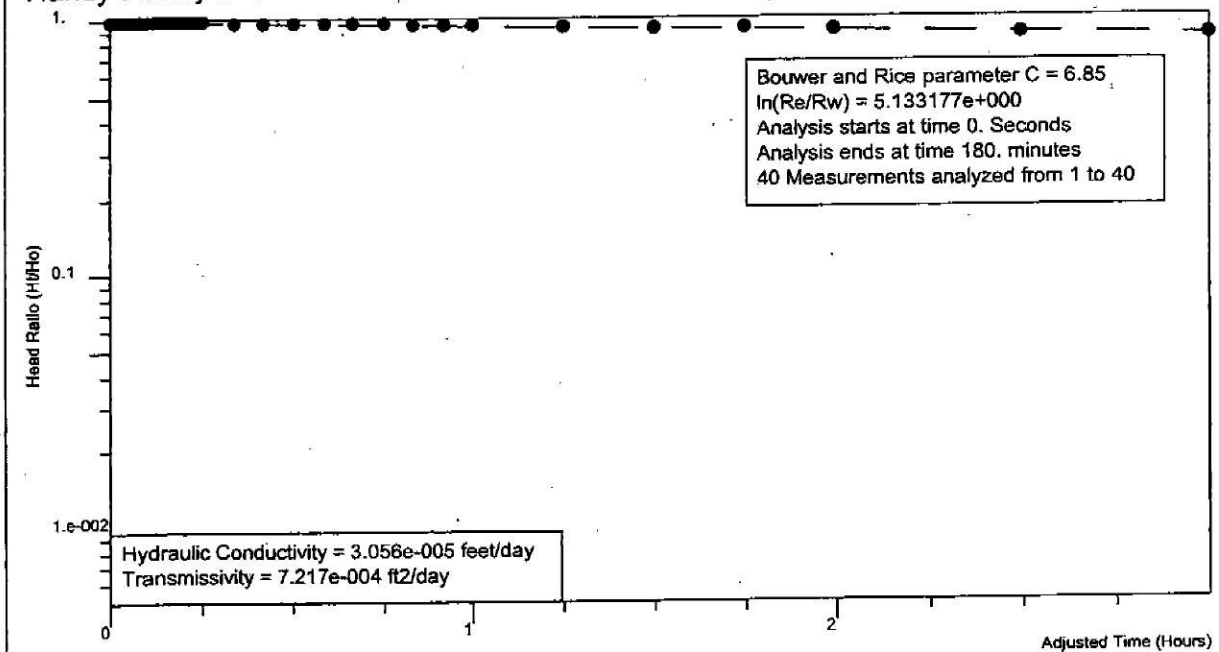

Project Number: C-04-12-008 for SCDHEC

Analysis by Starpoint Software

Ho is 18.02 feet at 0. Seconds

Bouwer and Rice Automatic Parameter Estimation

Slug Test Analysis

Site Name:	Handy Pantry #65
Location:	Columbia, SC
Test Date:	4/20/05
Client:	SCDHEC
Project Number:	C-04-12-008

Well Label:	DW-6
Aquifer Thickness:	23.62 feet
Screen Length:	5. feet
Casing Radius:	6.917e-003 feet
Effective Radius:	2.5e-002 feet
Bouwer and Rice Parameter C	6.85
Radius of Influence of Test	4.239 feet

Trial	Adjusted Time (minutes)	Head (feet)	Head Ratio	Hyd. Con. (feet/day)	Flow to Well (Gallons/Day)
1	0.	18.02	1.	--	
2	0.25	17.97	0.9972	3.93e-004	0.3233
3	0.5	17.95	0.9961	2.753e-004	0.2262
4	0.75	17.94	0.9956	2.098e-004	0.1723
5	1.	17.94	0.9956	1.573e-004	0.1292
6	1.25	17.93	0.995	1.416e-004	0.1163
7	1.5	17.92	0.9945	1.312e-004	0.1076
8	1.75	17.92	0.9945	1.124e-004	9.225e-002
9	2.	17.91	0.9939	1.083e-004	8.877e-002
10	2.5	17.9	0.9933	9.451e-005	7.745e-002
11	3.	17.89	0.9928	8.535e-005	6.99e-002
12	3.5	17.88	0.9922	7.88e-005	6.451e-002
13	4.	17.88	0.9922	6.895e-005	5.644e-002
14	4.5	17.87	0.9917	6.569e-005	5.374e-002
15	5.	17.87	0.9917	5.912e-005	4.837e-002
16	6.	17.85	0.9906	5.587e-005	4.565e-002
17	7.	17.83	0.9895	5.355e-005	4.371e-002
18	8.	17.83	0.9895	4.685e-005	3.825e-002
19	9.	17.81	0.9883	4.606e-005	3.755e-002
20	10.	17.8	0.9878	4.344e-005	3.54e-002
21	11.	17.79	0.9872	4.13e-005	3.363e-002
22	12.	17.79	0.9872	3.785e-005	3.083e-002
23	13.	17.78	0.9867	3.647e-005	2.969e-002
24	14.	17.77	0.9861	3.529e-005	2.871e-002
25	15.	17.76	0.9856	3.426e-005	2.786e-002
26	20.	17.68	0.9811	3.368e-005	2.726e-002
27	25.	17.61	0.9772	3.256e-005	2.625e-002
28	30.	17.54	0.9734	3.182e-005	2.556e-002
29	35.	17.47	0.9695	3.132e-005	2.505e-002
30	40.	17.41	0.9661	3.044e-005	2.427e-002
31	45.	17.36	0.9634	2.932e-005	2.33e-002
32	50.	17.31	0.9606	2.843e-005	2.253e-002
33	55.	17.24	0.9567	2.845e-005	2.246e-002
34	60.	17.17	0.9528	2.848e-005	2.239e-002
35	75.	16.93	0.9395	2.942e-005	2.28e-002
36	90.	16.69	0.9262	3.013e-005	2.302e-002
37	105.	16.45	0.9129	3.07e-005	2.312e-002
38	120.	16.21	0.8996	3.119e-005	2.315e-002

39	150.	15.73	0.8729	3.204e-005	2.307e-002
40	180.	15.25	0.8463	3.279e-005	2.289e-002

Arithmetic Means:
Hydraulic Conductivity 7.367e-005 feet/day
Transmissivity 1.74e-003 ft2/day

Geometric Means:
Hydraulic Conductivity 5.452e-005 feet/day
Transmissivity 1.288e-003 ft2/day

Sensitivity Analysis:
Hydraulic Conductivity 3.143e-005 feet/day
Transmissivity 7.423e-004 ft2/day

PUMP TEST FIELD DATA REPORT

PROJECT NO. C-009	PUMP GPM:
DATE: 4/20/05	PUMPING WELL Y N #
TEST PERFORMED BY: RR	OBSERVATION WELL (Y) N ~~#~~ DW-6

TIME (MIN)	WATER LEVEL (FEET)
0	64.40
0.25	64.35
0.50	64.33
0.75	64.32
1.00	64.32
1.25	64.31
1.50	64.30
1.75	64.30
2.00	64.29
2.50	64.28
3.00	64.27
3.50	64.26
4.00	64.26
4.50	64.25
5.00	64.25
6.00	64.23
7.00	64.21
8.00	64.21
9.00	64.19
10.00	64.18
11.00	64.17
12.00	64.17
13.00	64.16
14.00	64.15
15.00	64.14
20.00	64.06
25.00	63.99
30.00	63.92
35.00	63.85
40.00	63.79
45.00	63.74
50.00	63.69
55.00	63.62
60.00	63.55
75.00	63.31
90.00	63.07
105.00	62.83
120.00	62.59
150.00	62.11
180.00	61.63
210.00	
240.00	
270.00	
300.00	
330.00	
360.00	
390.00	
420.00	
450.00	
480.00	
510.00	
540.00	
570.00	
600.00	
630.00	
660.00	
690.00	
720.00	
750.00	
780.00	
840.00	
900.00	
960.00	
1020.00	
1080.00	
1140.00	
1200.00	
1260.00	
1320.00	
1380.00	
1440.00	

NOTES:

Product Recovery Test C-04-12-009

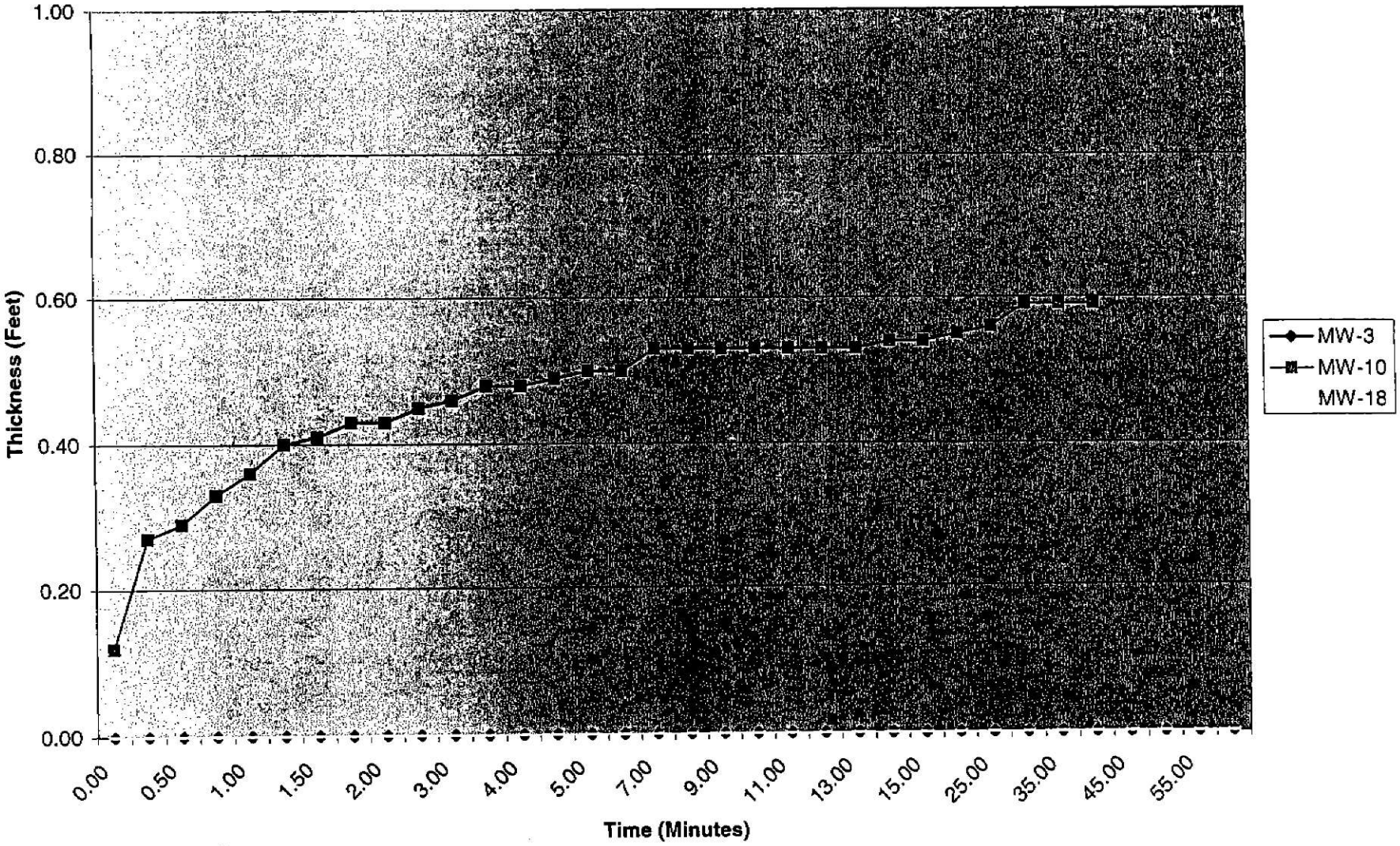

Product Recovery Test MW-3

Time	Water level	Product Level	Product Thickness
0.00	25.50	0.00	25.50
0.25	25.38	0.00	25.38
0.50	25.29	0.00	25.29
0.75	25.21	0.00	25.21
1.00	25.10	0.00	25.10
1.25	25.02	0.00	25.02
1.50	24.94	0.00	24.94
1.75	24.85	0.00	24.85
2.00	24.78	0.00	24.78
2.50	24.66	0.00	24.66
3.00	24.54	0.00	24.54
3.50	24.42	0.00	24.42
4.00	24.31	0.00	24.31
4.50	24.23	0.00	24.23
5.00	24.15	0.00	24.15
6.00	24.00	0.00	24.00
7.00	23.89	0.00	23.89
8.00	23.83	0.00	23.83
9.00	23.77	0.00	23.77
10.00	23.71	0.00	23.71
11.00	23.67	0.00	23.67
12.00	23.62	0.00	23.62
13.00	23.58	0.00	23.58
14.00	23.54	0.00	23.54
15.00	23.52	0.00	23.52
20.00	23.46	0.00	23.46
25.00	23.44	0.00	23.44
30.00	23.42	0.00	23.42
35.00	23.41	0.00	23.41
40.00	23.41	0.00	23.41
45.00	23.40	0.00	23.40
50.00	23.40	0.00	23.40
55.00	23.40	0.00	23.40
60.00	23.40	0.00	23.40

Product Recovery Test MW-10

Time	Water level	Product Level	Product Thickness
0.00	18.03	17.91	0.12
0.25	18.13	17.86	0.27
0.50	18.15	17.86	0.29
0.75	18.18	17.85	0.33
1.00	18.20	17.84	0.36
1.25	18.23	17.83	0.40
1.50	18.24	17.83	0.41
1.75	18.26	17.83	0.43
2.00	18.26	17.83	0.43
2.50	18.27	17.82	0.45
3.00	18.29	17.83	0.46
3.50	18.30	17.82	0.48
4.00	18.30	17.82	0.48
4.50	18.31	17.82	0.49
5.00	18.32	17.82	0.50
6.00	18.32	17.82	0.50
7.00	18.34	17.81	0.53
8.00	18.34	17.81	0.53
9.00	18.34	17.81	0.53
10.00	18.34	17.81	0.53
11.00	18.34	17.81	0.53
12.00	18.34	17.81	0.53
13.00	18.34	17.81	0.53
14.00	18.35	17.81	0.54
15.00	18.35	17.81	0.54
20.00	18.35	17.80	0.55
25.00	18.35	17.79	0.56
30.00	18.37	17.78	0.59
35.00	18.37	17.78	0.59
40.00	18.38	17.79	0.59

Product Recovery Test MW-18

Time	Water level	Product Level	Product Thickness
0.00	26.36	0.00	26.36
0.25	26.36	0.00	26.36
0.50	26.36	0.00	26.36
0.75	26.35	0.00	26.35
1.00	26.35	0.00	26.35
1.25	26.35	0.00	26.35
1.50	26.35	0.00	26.35
1.75	26.35	0.00	26.35
2.00	26.35	0.00	26.35
2.50	26.34	0.00	26.34
3.00	26.34	0.00	26.34
3.50	26.34	0.00	26.34
4.00	26.34	0.00	26.34
4.50	26.34	0.00	26.34
5.00	26.34	0.00	26.34
6.00	26.34	0.00	26.34
7.00	26.34	0.00	26.34
8.00	26.34	0.00	26.34
9.00	26.34	0.00	26.34
10.00	26.34	0.00	26.34
11.00	26.34	0.00	26.34
12.00	26.34	0.00	26.34
13.00	26.34	0.00	26.34
14.00	26.34	0.00	26.34
15.00	26.33	0.00	26.33
20.00	26.33	0.00	26.33
25.00	26.33	0.00	26.33
30.00	26.32	0.00	26.32
35.00	26.32	0.00	26.32
40.00	26.32	0.00	26.32
45.00	26.31	0.00	26.31
50.00	26.31	0.00	26.31
55.00	26.31	0.00	26.31
60.00	26.30	0.00	26.30

PUMP TEST FIELD DATA REPORT

PROJECT NO.: C-009	PUMP GPM:	
DATE: 4/19/05	PUMPING WELL Y N	#
TEST PERFORMED BY: RR	OBSERVATION WELL (Y) N	# MW-3

H_2O / Product

TIME (MIN)	WATER LEVEL (FEET)
0	25.50
0.25	25.38
0.50	25.29
0.75	25.21
1.00	25.10
1.25	25.02
1.50	24.94
1.75	24.85
2.00	24.78
2.50	24.66
3.00	24.54
3.50	24.42
4.00	24.31
4.50	24.23
5.00	24.15
6.00	24.06
7.00	23.89
8.00	23.93
9.00	~~23.71~~ 23.77
10.00	23.71
11.00	23.67
12.00	23.62
13.00	23.58
14.00	23.54
15.00	23.52
20.00	23.46
25.00	23.44
30.00	23.42
35.00	23.41
40.00	23.41
45.00	23.40
50.00	~~23.40~~ 23.40
55.00	23.40
60.00	23.40
75.00	
90.00	
105.00	
120.00	
150.00	
180.00	
210.00	
240.00	
270.00	
300.00	
330.00	
360.00	
390.00	
420.00	
450.00	
480.00	
510.00	
540.00	
570.00	
600.00	
630.00	
660.00	
690.00	
720.00	
750.00	
780.00	
840.00	
900.00	
960.00	
1020.00	
1080.00	
1140.00	
1200.00	
1260.00	
1320.00	
1380.00	
1440.00	

NOTES:

LPH 23.70 LPH 24.13

PUMP TEST FIELD DATA REPORT

PROJECT NO.: C-009		PUMP GPM:	
DATE: 4/19/05		PUMPING WELL Y N	#
TEST PERFORMED BY: RR		OBSERVATION WELL (Y) N	#MW-10

TIME (MIN)	WATER LEVEL (FEET)
0	18.03/17.91
0.25	18.13/17.86
0.50	18.15/17.86
0.75	18.18/17.85
1.00	18.20/17.84
1.25	18.23/17.83
1.50	18.24/17.83
1.75	18.26/17.83
2.00	18.26/17.83
2.50	18.27/17.82
3.00	18.29/17.83
3.50	18.30/17.82
4.00	18.30/17.82
4.50	18.30/17.82
5.00	18.32/17.82
6.00	18.32/17.82
7.00	18.34/17.81
8.00	18.32/17.81
9.00	18.34/17.81
10.00	18.34/17.81
11.00	18.34/17.81
12.00	18.34/17.81
13.00	18.34/17.81
14.00	18.35/17.81
15.00	18.35/17.81
20.00	18.35/17.80
25.00	18.35/17.79
30.00	18.37/17.78
35.00	18.37/17.78
40.00	18.38/17.79
45.00	
50.00	
55.00	
60.00	
75.00	
90.00	
105.00	
120.00	
150.00	
180.00	
210.00	
240.00	
270.00	
300.00	
330.00	
360.00	
390.00	
420.00	
450.00	
480.00	
510.00	
540.00	
570.00	
600.00	
630.00	
660.00	
690.00	
720.00	
750.00	
780.00	
840.00	
900.00	
960.00	
1020.00	
1080.00	
1140.00	
1200.00	
1260.00	
1320.00	
1380.00	
1440.00	

NOTES:

LPM IPM
17.73 15.52

PUMP TEST FIELD DATA REPORT

PROJECT NO.: C-008		PUMP GPM:	
DATE: 4/19/05		PUMPING WELL Y N	#
TEST PERFORMED BY: RR		OBSERVATION WELL Y N	# MW-18

TIME (MIN)	WATER LEVEL (FEET)
0	26.36
0.25	26.36
0.50	26.36
0.75	26.35
1.00	26.35
1.25	26.35
1.50	26.35
1.75	26.35
2.00	26.35
2.50	26.34
3.00	26.34
3.50	
4.00	
4.50	
5.00	
6.00	
7.00	

Product

8.00	26.34
9.00	
10.00	
11.00	
12.00	
13.00	
14.00	
15.00	26.33
20.00	26.33
25.00	26.33
30.00	26.32
35.00	26.32
40.00	26.32
45.00	26.31
50.00	26.31
55.00	26.31
60.00	26.30
75.00	

90.00	
105.00	
120.00	
150.00	
180.00	
210.00	
240.00	
270.00	
300.00	
330.00	
360.00	
390.00	
420.00	
450.00	
480.00	
510.00	
540.00	
570.00	

600.00	
630.00	
660.00	
690.00	
720.00	
750.00	
780.00	
840.00	
900.00	
960.00	
1020.00	
1080.00	
1140.00	
1200.00	
1260.00	
1320.00	
1380.00	
1440.00	

NOTES:

LPH 26.26 H_2O 26.25

FREE PRODUCT RECOVERY REPORT

DATE OF EVENT:

01/29/93

FACILITY: Cloud's Chevron - Columbia, SC

GWPD SITE ID# / COUNTY: 12352 / Richland

GWPD PROJECT MANAGER: Oliver Jones

Date free product released (if known): N/A

Type of free product (if known) released (e.g. diesel, gasoline): diesel, gasoline, kerosene

Estimated quantity of free product released (if known): N/A

Number of monitoring wells at site: 5

Number of monitoring wells containing free product: 1

Total number of recovery events to date: 2

Gallons of total fluids recovered (purgewater and free product): 0.75 (this event)

1.5 (cumulative)

Method of removal (e.g. bailer, vacuum pump): bailer

Frequency of removal (e.g. weekly, monthly): monthly

Method of containment (e.g. drum, tank): drum

Are purgewater and free product contained separately?: no

If no, total number of drums/tanks: 1

Total # of drums/tanks containing FP/water mixture: 1

Status of FP/water mixture (e.g. stored on-site, removed): stored on-site

Monitoring Wells containing free product (measurements in feet):

MW-3 / 0.73	____ / ____	____ / ____	____ / ____
____ / ____	____ / ____	____ / ____	____ / ____

Miscellaneous information not directly requested:

FREE PRODUCT RECOVERY REPORT

DATE OF EVENT:

12/16/92

FACILITY: Cloud's Chevron - Columbia, SC

GWPD SITE ID# / COUNTY: 12352 / Richland

GWPD PROJECT MANAGER: Oliver Jones

Date free product released (if known):	N/A
Type of free product (if known) released (e.g. diesel, gasoline):	diesel, gasoline, kerosene
Estimated quantity of free product released (if known):	N/A
Number of monitoring wells at site:	4
Number of monitoring wells containing free product:	1
Total number of recovery events to date:	1
Gallons of total fluids recovered (purgewater and free product):	0.75 (this event)
	0.75 (cumulative)

Method of removal (e.g. bailer, vacuum pump):	bailer
Frequency of removal (e.g. weekly, monthly):	monthly
Method of containment (e.g. drum, tank):	drum
Are purgewater and free product contained separately?:	no
If no, total number of drums/tanks:	1
Total # of drums/tanks containing FP/water mixture:	1
Status of FP/water mixture (e.g. stored on-site, removed):	stored on-site

Monitoring Wells containing free product (measurements in feet):

MW-3 / 0.69	____ / ____	____ / ____	____ / ____
____ / ____	____ / ____	____ / ____	____ / ____

Miscellaneous information not directly requested:

FREE PRODUCT RECOVERY REPORT

DATE OF EVENT:

02/23/93

FACILITY: Cloud's Chevron - Columbia, SC

GWPD SITE ID# / COUNTY: 12352 / Richland

GWPD PROJECT MANAGER: Oliver Jones

Date free product released (if known): N/A

Type of free product (if known) released (e.g. diesel, gasoline): diesel, gasoline, kerosene

Estimated quantity of free product released (if known): N/A

Number of monitoring wells at site: 5

Number of monitoring wells containing free product: 1

Total number of recovery events to date: 3

Gallons of total fluids recovered (purgewater and free product): 0.75 (this event)

2.25 (cumulative)

Method of removal (e.g. bailer, vacuum pump): bailer

Frequency of removal (e.g. weekly, monthly): monthly

Method of containment (e.g. drum, tank): drum

Are purgewater and free product contained separately?: no

If no, total number of drums/tanks: 1

Total # of drums/tanks containing FP/water mixture: 1

Status of FP/water mixture (e.g. stored on-site, removed): stored on-site

Monitoring Wells containing free product (measurements in feet):

MW-3 / 0.58	____ / ____	____ / ____	____ / ____
____ / ____	____ / ____	____ / ____	____ / ____

Miscellaneous information not directly requested:

FREE PRODUCT RECOVERY REPORT

DATE OF EVENT:

03/11/93

FACILITY: Cloud's Chevron - Columbia, SC

GWPD SITE ID# / COUNTY: 12352 / Richland

GWPD PROJECT MANAGER: Oliver Jones

Date free product released (if known):	N/A
Type of free product (if known) released (e.g. diesel, gasoline):	diesel, gasoline, kerosene
Estimated quantity of free product released (if known):	N/A
Number of monitoring wells at site:	5
Number of monitoring wells containing free product:	1
Total number of recovery events to date:	4
Gallons of total fluids recovered (purgewater and free product):	0.75 (this event)
	3.0 (cumulative)
Method of removal (e.g. bailer, vacuum pump):	bailer
Frequency of removal (e.g. weekly, monthly):	monthly
Method of containment (e.g. drum, tank):	drum
Are purgewater and free product contained separately?:	no
If no, total number of drums/tanks:	1
Total # of drums/tanks containing FP/water mixture:	1
Status of FP/water mixture (e.g. stored on-site, removed):	stored on-site

Monitoring Wells containing free product (measurements in feet):

MW-3 / 0.81	____ / ____	____ / ____	____ / ____
____ / ____	____ / ____	____ / ____	____ / ____

Miscellaneous information not directly requested:

FREE PRODUCT RECOVERY REPORT

DATE OF EVENT:

04/12/93

FACILITY: Cloud's Chevron - Columbia, SC

GWPD SITE ID# / COUNTY: 12352 / Richland

GWPD PROJECT MANAGER: Oliver Jones

Date free product released (if known): N/A

Type of free product (if known) released (e.g. diesel, gasoline): diesel, gasoline, kerosene

Estimated quantity of free product released (if known): N/A

Number of monitoring wells at site: 5 shallow + 1 deep

Number of monitoring wells containing free product: 1

Total number of recovery events to date: 5

Gallons of total fluids recovered (purgewater and free product): 0.75 (this event)

3.75 (cumulative)

Method of removal (e.g. bailer, vacuum pump): bailer

Frequency of removal (e.g. weekly, monthly): monthly

Method of containment (e.g. drum, tank): drum

Are purgewater and free product contained separately?: no

If no, total number of drums/tanks: 1

Total # of drums/tanks containing FP/water mixture: 1

Status of FP/water mixture (e.g. stored on-site, removed): stored on-site

Monitoring Wells containing free product (measurements in feet):

MW-3 / 0.76	_____ / _____	_____ / _____	_____ / _____
_____ / _____	_____ / _____	_____ / _____	_____ / _____

Miscellaneous information not directly requested:

FREE PRODUCT RECOVERY REPORT

DATE OF EVENT:

05/12/93

FACILITY: Cloud's Chevron - Columbia, SC

GWPD SITE ID# / COUNTY: 12352 / Richland

GWPD PROJECT MANAGER: Oliver Jones

Date free product released (if known):	N/A
Type of free product (if known) released (e.g. diesel, gasoline):	diesel, gasoline, kerosene
Estimated quantity of free product released (if known):	N/A
Number of monitoring wells at site:	5 shallow + 1 deep
Number of monitoring wells containing free product:	1
Total number of recovery events to date:	6
Gallons of total fluids recovered (purgewater and free product):	0.75 (this event)
	4.5 (cumulative)
Method of removal (e.g. bailer, vacuum pump):	bailer
Frequency of removal (e.g. weekly, monthly):	monthly
Method of containment (e.g. drum, tank):	drum
Are purgewater and free product contained separately?:	no
If no, total number of drums/tanks:	1
Total # of drums/tanks containing FP/water mixture:	1
Status of FP/water mixture (e.g. stored on-site, removed):	stored on-site

Monitoring Wells containing free product (measurements in feet):

MW-3 / 0.95	____ / ____	____ / ____	____ / ____
____ / ____	____ / ____	____ / ____	____ / ____

Miscellaneous information not directly requested:

FREE PRODUCT RECOVERY REPORT

DATE OF EVENT:

06/11/93

FACILITY: Cloud's Chevron - Columbia, SC

GWPD SITE ID# / COUNTY: 12352 / Richland

GWPD PROJECT MANAGER: Oliver Jones

Date free product released (if known):	N/A
Type of free product (if known) released (e.g. diesel, gasoline):	diesel, gasoline, kerosene
Estimated quantity of free product released (if known):	N/A
Number of monitoring wells at site:	5 shallow + 1 deep
Number of monitoring wells containing free product:	1
Total number of recovery events to date:	7
Gallons of total fluids recovered (purgewater and free product):	0.75 (this event)
	5.25 (cumulative)

Method of removal (e.g. bailer, vacuum pump):	bailer
Frequency of removal (e.g. weekly, monthly):	monthly
Method of containment (e.g. drum, tank):	drum
Are purgewater and free product contained separately?:	no
If no, total number of drums/tanks:	1
Total # of drums/tanks containing FP/water mixture:	1
Status of FP/water mixture (e.g. stored on-site, removed):	stored on-site

Monitoring Wells containing free product (measurements in feet):

MW-3 / 1.37	____ / ____	____ / ____	____ / ____
____ / ____	____ / ____	____ / ____	____ / ____

Miscellaneous information not directly requested:

FREE PRODUCT RECOVERY REPORT

DATE OF EVENT:

07/08/93

FACILITY: Cloud's Chevron - Columbia, SC

GWPD SITE ID# / COUNTY: 12352 / Richland

GWPD PROJECT MANAGER: Oliver Jones

Date free product released (if known):	N/A
Type of free product (if known) released (e.g. diesel, gasoline):	diesel, gasoline, kerosene
Estimated quantity of free product released (if known):	N/A
Number of monitoring wells at site:	5 shallow + 1 deep
Number of monitoring wells containing free product:	1
Total number of recovery events to date:	8
Gallons of total fluids recovered (purgewater and free product):	0.75 (this event)
	6.0 (cumulative)
Method of removal (e.g. bailer, vacuum pump):	bailer
Frequency of removal (e.g. weekly, monthly):	monthly
Method of containment (e.g. drum, tank):	drum
Are purgewater and free product contained separately?:	no
If no, total number of drums/tanks:	1
Total # of drums/tanks containing FP/water mixture:	1
Status of FP/water mixture (e.g. stored on-site, removed):	stored on-site

Monitoring Wells containing free product (measurements in feet):

MW-3 / 0.75	____ / ____	____ / ____	____ / ____
____ / ____	____ / ____	____ / ____	____ / ____

Miscellaneous information not directly requested:

FREE PRODUCT RECOVERY REPORT

DATE OF EVENT:

08/12/93

FACILITY: Cloud's Chevron - Columbia, SC

GWPD SITE ID# / COUNTY: 12352 / Richland

GWPD PROJECT MANAGER: Oliver Jones

Date free product released (if known):	N/A
Type of free product (if known) released (e.g. diesel, gasoline):	diesel, gasoline, kerosene
Estimated quantity of free product released (if known):	N/A
Number of monitoring wells at site:	5 shallow + 1 deep
Number of monitoring wells containing free product:	1
Total number of recovery events to date:	9
Gallons of total fluids recovered (purgewater and free product):	0.25 (this event)
	6.25 (cumulative)
Method of removal (e.g. bailer, vacuum pump):	bailer
Frequency of removal (e.g. weekly, monthly):	monthly
Method of containment (e.g. drum, tank):	drum
Are purgewater and free product contained separately?:	no
If no, total number of drums/tanks:	1
Total # of drums/tanks containing FP/water mixture:	1
Status of FP/water mixture (e.g. stored on-site, removed):	stored on-site

Monitoring Wells containing free product (measurements in feet):

MW-3 / 0.37	____ / ____	____ / ____	____ / ____
____ / ____	____ / ____	____ / ____	____ / ____

Miscellaneous information not directly requested:

FREE PRODUCT RECOVERY REPORT

DATE OF EVENT:

09/08/93

FACILITY: Cloud's Chevron - Columbia, SC

GWPD SITE ID# / COUNTY: 12352 / Richland

GWPD PROJECT MANAGER: Oliver Jones

Date free product released (if known):	N/A
Type of free product (if known) released (e.g. diesel, gasoline):	diesel, gasoline, kerosene
Estimated quantity of free product released (if known):	N/A
Number of monitoring wells at site:	5 shallow + 1 deep
Number of monitoring wells containing free product:	1
Total number of recovery events to date:	10
Gallons of total fluids recovered (purgewater and free product):	0.004 (this event)
	6.25 (cumulative)

Method of removal (e.g. bailer, vacuum pump):	bailer
Frequency of removal (e.g. weekly, monthly):	monthly
Method of containment (e.g. drum, tank):	drum
Are purgewater and free product contained separately?:	no
If no, total number of drums/tanks:	1
Total # of drums/tanks containing FP/water mixture:	1
Status of FP/water mixture (e.g. stored on-site, removed):	stored on-site

Monitoring Wells containing free product (measurements in feet):

MW-3 / 0.26	____ / ____	____ / ____	____ / ____
____ / ____	____ / ____	____ / ____	____ / ____

Miscellaneous information not directly requested:

FREE PRODUCT RECOVERY REPORT

DATE OF EVENT:

10/06/93

FACILITY: Cloud's Chevron - Columbia, SC

GWPD SITE ID# / COUNTY: 12352 / Richland

GWPD PROJECT MANAGER: Oliver Jones

Date free product released (if known):	N/A
Type of free product (if known) released (e.g. diesel, gasoline):	diesel, gasoline, kerosene
Estimated quantity of free product released (if known):	N/A
Number of monitoring wells at site:	9 shallow + 1 deep
Number of monitoring wells containing free product:	1
Total number of recovery events to date:	11
Gallons of total fluids recovered (purgewater and free product):	0.00 (sheen) (this event)
	6.25 (cumulative)
Method of removal (e.g. bailer, vacuum pump):	bailer
Frequency of removal (e.g. weekly, monthly):	monthly
Method of containment (e.g. drum, tank):	drum
Are purgewater and free product contained separately?:	no
If no, total number of drums/tanks:	1
Total # of drums/tanks containing FP/water mixture:	1
Status of FP/water mixture (e.g. stored on-site, removed):	stored on-site

Monitoring Wells containing free product (measurements in feet):

MW-3 / 0.09	/	/	/
/	/	/	/

Miscellaneous information not directly requested:

Soil Vapor Extraction Data

Handy Pantry Facility, Two Notch, Columbia, S.C.

SCDHEC
IFB-29012-10/18/05-EMW
Page: 203

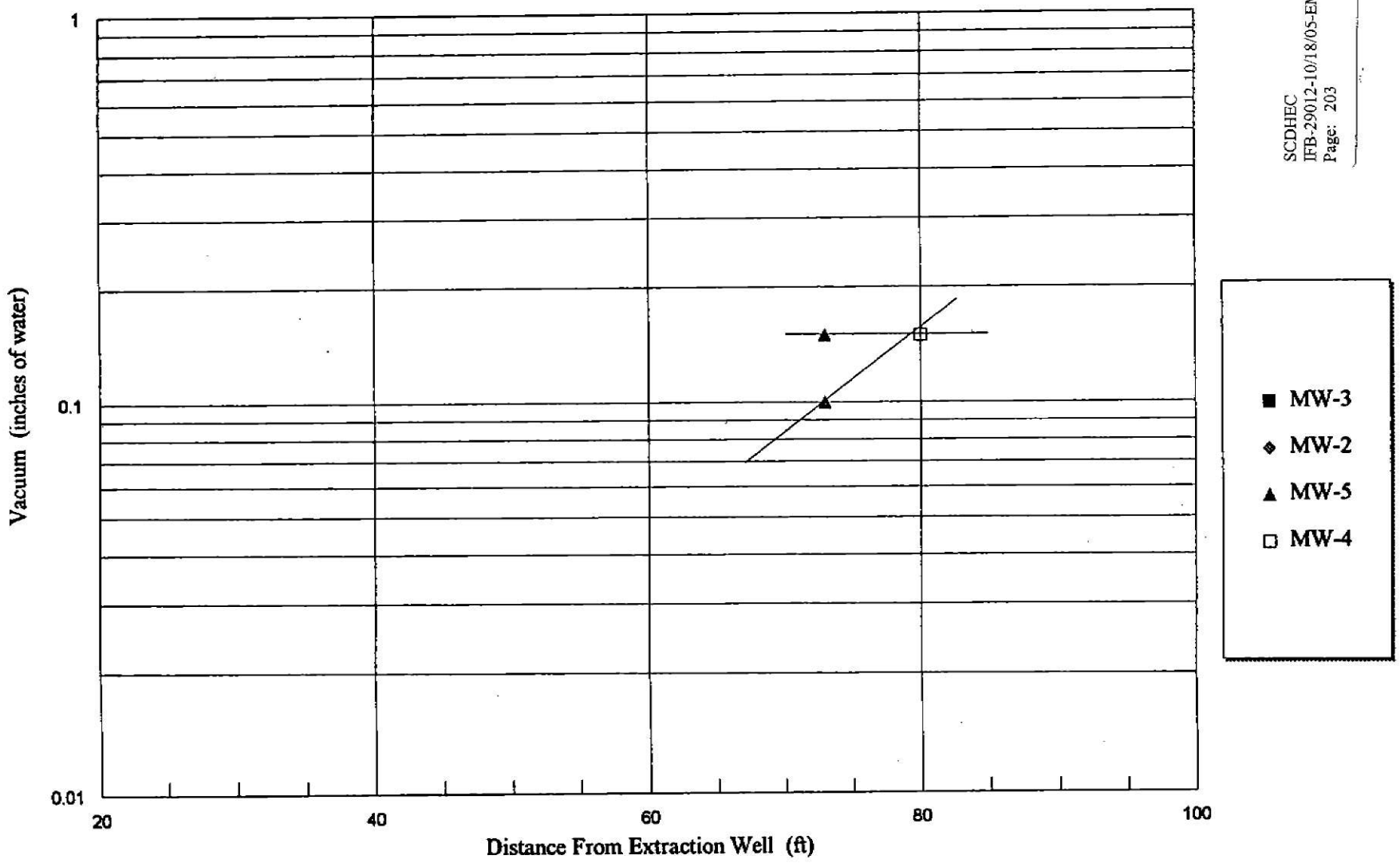

Estimate of Hydrocarbon Vapor Removal Rate
Handy Pantry Facility, Two Notch & Taylor Streets
Columbia, South Carolina

{adjusted from API Pub. No. 4410, Sept 1985}

$$Vr\ \{lb/hr\} = (Vc\ \{mg/m^3\})\ (2.2 \times 10^{-6}\ lb/mg)\ (Q\{cfm\})\ (28.3 \times 10^{-3}\ m^3/cfm)\ (60\ m/hr)$$

Where: Vr = Volatile Organics Removal Rate in pounds per hour
Vc = Total Volatile Petroleum Hydrocarbons in mg per cubic meter
Q = Air Flow Rate in cubic feet per min

$$Q = ((F\{ft/min\})\ (r\{ft\})(r\{ft\})(3.1416))\ (60\{min\})$$

Where: F = Air Velocity in feet per minute
R = Radius of Vacuum Extraction Equipment Pipe

Air Velocity = F = **500**
Diameter of SVE Pipe = 0.17 R = 0.08333
Q = 654.50

Vc = 0.2

Calculated Removal Rate

Vr = 0.0005 lb/hr

Vr = 0.01 lb/day

Estimate of Hydrocarbon Vapor Removal Rate
Handy Pantry Facility, Two Notch & Taylor Streets
Columbia, South Carolina

{adjusted from API Pub. No. 4410, Sept 1985}

$$Vr\ \{lb/hr\} = (Vc\ \{mg/m^3\})\ (2.2 \times 10^{-6}\ lb/mg)\ (Q\{cfm\})\ (28.3 \times 10^{-3}\ m^3/cfm)\ (60\ m/hr)$$

Where: Vr = Volatile Organics Removal Rate in pounds per hour
Vc = Total Volatile Petroleum Hydrocarbons in mg per cubic meter
Q = Air Flow Rate in cubic feet per min

$$Q = ((F\{ft/min\})\ (r\{ft\})(r\{ft\})(3.1416))\ (60\{min\})$$

Where: F = Air Velocity in feet per minute
R = Radius of Vacuum Extraction Equipment Pipe

Air Velocity = F = 700
Diameter of SVE Pipe = 0.17
R = 0.08333
Q = 916.30

Vc = 1.7

Calculated Removal Rate

Vr =	0.0058 lb/hr
Vr =	0.14 lb/day

Estimate of Hydrocarbon Vapor Removal Rate
Handy Pantry Facility, Two Notch & Taylor Streets
Columbia, South Carolina

{adjusted from API Pub. No. 4410, Sept 1985}

$$Vr\ \{lb/hr\} = (Vc\ \{mg/m^3\})\ (2.2 \times 10^{-6}\ lb/mg)\ (Q\{cfm\})\ (28.3 \times 10^{-3}\ m^3/cfm)\ (60\ m/hr)$$

Where: Vr = Volatile Organics Removal Rate in pounds per hour
Vc = Total Volatile Petroleum Hydrocarbons in mg per cubic meter
Q = Air Flow Rate in cubic feet per min

$$Q = ((F\{ft/min\})\ (r\{ft\})(r\{ft\})(3.1416))\ (60\{min\})$$

Where: F = Air Velocity in feet per minute
R = Radius of Vacuum Extraction Equipment Pipe

Air Velocity = F = **900**
Diameter of SVE Pipe = 0.17
R = 0.08333
Q = **1178.10**

Vc = **1.6**

Calculated Removal Rate

Vr =	**0.007**	**lb/hr**
Vr =	**0.17**	**lb/day**

Estimate of Hydrocarbon Vapor Removal Rate
Handy Pantry Facility, Two Notch & Taylor Streets
Columbia, South Carolina

{adjusted from API Pub. No. 4410, Sept 1985}

$$Vr\ \{lb/hr\} = (Vc\ \{mg/m^3\})\ (2.2 \times 10^{-6}\ lb/mg)\ (Q\{cfm\})\ (28.3 \times 10^{-3}\ m^3/cfm)\ (60\ m/hr)$$

Where: Vr = Volatile Organics Removal Rate in pounds per hour
Vc = Total Volatile Petroleum Hydrocarbons in mg per cubic meter
Q = Air Flow Rate in cubic feet per min

$$Q = ((F\{ft/min\})\ (r\{ft\})(r\{ft\})(3.1416))\ (60\{min\})$$

Where: F = Air Velocity in feet per minute
R = Radius of Vacuum Extraction Equipment Pipe

Air Velocity = F = **1300**
Diameter of SVE Pipe = 0.17 R = 0.08333
Q = 1701.70

Vc = 8.1

Calculated Removal Rate

Vr = 0.0515 lb/hr

Vr = 1.24 lb/day

D H E C

PROMOTE PROTECT PROSPER

South Carolina Department of Health and Environmental Control

RECEIVED NOV (UNDERGROUND STORAGE TANKS PROGRAM

Purchase Order

PURCHASE ORDER NO.	REVISION	PAGE
508618	0	1 of 2

THIS PURCHASE ORDER NO. MUST APPEAR ON ALL INVOICES, PACKING LISTS, CARTONS AND CORRESPONDENCE RELATED TO THIS ORDER.

VENDOR: CONSULTECH ENVIRONMENTAL INC
1800 MACLEOD DR #F
LAWRENCEVILLE, GA 30043-1505

SHIP TO:
UST MANAGEMENT
SC DHEC
2600 BULL STREET
COLUMBIA, SC 29201-1708
United States

BILL TO:
UST MANAGEMENT
SC DHEC
2600 BULL STREET
COLUMBIA, SC 29201-1708
United States

CUSTOMER ACCOUNT NO.	VENDOR NO.	DATE OF ORDER/BUYER	REVISED DATE / BUYER
	17339	01-NOV-05 WINSLOW, E	
PAYMENT TERMS	**SHIP VIA**	**F.O.B.**	
NET 30		Destination	
FREIGHT TERMS	**REQUESTOR/DELIVER TO**	**CONFIRM TO / TELEPHONE**	
Prepaid	PACE, Ms. LAURA J	(678) 377-0400	

ITEM	PART NUMBER / DESCRIPTION	DELIVERY DATE	QUANTITY	UNIT	UNIT PRICE	EXTENSION

Buyer: E. Madison Winslow, (803) 898-3487

DHEC Project Manager: Susan E. Block, (803) 896-6676

Contractor Contact: Kenneth L. Brooke, (678) 377-0400

Price per IFB-29012-10/18/05-EMW, signed by Kenneth L. Brooke on 10/17/05.

ALL TERMS AND CONDITIONS OF THE SOLICITATION DO APPLY.

SEE REVERSE SIDE OF PURCHASE ORDER FOR ADDITIONAL TERMS AND CONDITIONS THAT APPLY.

PLEASE NOTE THAT PER SPECIAL CONDITION 14, THE ORIGINAL PERFORMANCE BOND OR IRREVOCABLE LETTER OF CREDIT MUST BE SUBMITTED TO THE UST PROGRAM WITHIN 30 DAYS OF THE DATE OF AWARD.

nned Purchase Order
Effective From: 01-NOV-05 To:

UST PROGRAM DOCKETING # 55 Tech

918.43 Corrective action at site #07584	*********	US D	1		274,500.00	N

Payments through cost proposal method of expenses incurred in remediation of release from underground storage tanks as provided under Section 44-2-130 SC Code of Laws (SUPERB Act).

Contract total cost: $549,000.00

BY ACCEPTANCE OF THIS PURCHASE ORDER, YOU AGREE TO THE TERMS AND CONDITIONS LOCATED ON THE REVERSE PAGE.

Purchase Order

Total Continued

E. Madison Winslow JR

AUTHORIZED SIGNATURE

See Reverse for Terms & Conditions

D H E C

PROMOTE PROTECT PROSPER

South Carolina Department of Health and Environmental Control

RECEIVED
NOV 04 2005
UNDERGROUND STORAGE TANK PROGRAM

Purchase Order

PURCHASE ORDER NO.	REVISION	PAGE
608618	0	2 of 2

THIS PURCHASE ORDER NO. MUST APPEAR ON ALL INVOICES, PACKING LISTS, CARTONS, AND CORRESPONDENCE RELATED TO THIS ORDER

SHIP TO:
UST MANAGEMENT
SC DHEC
2600 BULL STREET
COLUMBIA, SC 29201-1708
United States

BILL TO:
UST MANAGEMENT
SC DHEC
2600 BULL STREET
COLUMBIA, SC 29201-1708
United States

ENDOR: CONSULTECH ENVIRONMENTAL INC
1800 MACLEOD DR #F
LAWRENCEVILLE, GA 30043-1505

STOMER ACCOUNT NO.	VENDOR NO.	DATE OF ORDER/BUYER	REVISED DATE / BUYER
	17339	01-NOV-05 WINSLOW, E	
MENT TERMS		SHIP VIA	F.O.B.
T 30			Destination
IGHT TERMS		REQUESTOR/DELIVER TO	CONFIRM TO / TELEPHONE
epaid		PACE, Ms. LAURA J	(678) 377-0400

M	PART NUMBER / DESCRIPTION	DELIVERY DATE	QUANTITY	UNIT	UNIT PRICE	EXTENSION

THIS CONTRACT WILL CONTINUE UNTIL THE SITE REHABILITATION ACTIVITY AS DESCRIBED IN THE SOLICITATION HAS BEEN COMPLETED; PROVIDED, HOWEVER, THAT COMMITTED FUNDS FOR THE SITE REHABILITATION ACTIVITY UNDER THIS CONTRACT REVERT TO UNCOMMITTED STATUS AFTER FOUR MONTHS OF THE DATE OF THE CONTRACT AWARD IF NO INVOICE FOR THE SITE REHABILITATION ACTIVITIES HAVE BEEN RECEIVED BY THE DEPARTMENT, PURSUANT TO SC CODE 44-2-40(B)(1976), AS AMENDED. IF THE FUNDS REVERT TO UNCOMMITTED STATUS, ANY SUBSEQUENT INVOICE WILL NOT BE PROCESSED FOR PAYMENT UNTIL ALL OTHER COMMITTED FUNDS ARE PAID OR MONEY BECOMES AVAILABLE.

BY ACCEPTANCE OF THIS PURCHASE ORDER, YOU AGREE TO THE TERMS AND CONDITIONS LOCATED ON THE REVERSE PAGE.

Total 274,500.00

AUTHORIZED SIGNATURE

Purchase Order

HEC 0109 (01/01)

See Reverse for Terms & Conditions

D H E C
PROMOTE PROTECT PROSPER
South Carolina Department of Health
and Environmental Control

BUREAU OF
BUSINESS MANAGEMENT
DIVISION OF PROCUREMENT SERVICES
2600 Bull Street
Columbia, SC 29201-1708
Telephone (803) 898-3501 Fax (803) 898-3505

STATEMENT OF AWARD

DATE: November 1, 2005

DHEC REQUISITION: 29012, 29013, 29014

BID NUMBER: IFB-29012-10/18/05-EMW

PURCHASE ORDERS: 608618, 608620, 608622

FOR FURNISHING: Corrective action for a petroleum release from a regulated underground storage tank.

BID ISSUED: 9/9/05

DATE BID OPENED: 10/18/05

AWARD DATE: 10/31/05

AMOUNT OF AWARD:

AWARD IS MADE TO:

Consultech Environmental, Inc.
1800 MacLeod Drive, Suite F
Lawrenceville, GA 30043

$549,000.00 (PO # 608618)
$274,500.00 (PO # 608620)
$274,500.00 (PO # 608622)

UST PROGRAM
DOCKETING # _____

E. Madison Winslow
Procurement Officer
(803) 898-3487

NOTE: QUESTIONS REGARDING THIS AWARD SHOULD BE DIRECTED TO THE PROCUREMENT OFFICER.

ANY ACTUAL BIDDER WHO IS AGGRIEVED IN CONNECTION WITH THE AWARD OF A CONTRACT SHALL SUBMIT A LETTER OF CONCERN TO THE DHEC PROCUREMENT OFFICER RESPONSIBLE FOR THE SOLICITATION WITHIN SEVEN CALENDAR DAYS OF THE AWARD PUBLICATION DATE.

Cc: Requester.

award 11/01/96

D H E C
PROMOTE PROTECT PROSPER
South Carolina Department of Health
and Environmental Control

UNDERGROUND STORAGE TANK PROGRAM
BUREAU OF LAND AND WASTE MANAGEMENT
2600 Bull Street
Columbia, SC 29201
Telephone (803) 896-6240

MEMORANDUM

Date: October 26, 2005

To: Matt Winslow
Bureau of Business Management

From: Laura Jean Pace, CGFO, CPM, Manager
Financial Section
Underground Storage Tank Program

Subject: Bid Award, IFB-29012-10/18/05-EMW
UST Permit # 07584, University Mart, Release 1, Requisition 29012
UST Permit # 07584, University Mart, Release 2, Requisition 29012
UST Permit # 07777, Clouds Chevron, Requisition 29013
UST Permit # 12352, Clouds Chevron, Requisition 29014

This Program has reviewed the submittals received October 19, 2005 for the referenced bid. As the proposed corrective action methodology can be permitted in South Carolina and the estimated time frame is protective of human health, the low bid submitted by Consultech Environmental, Inc. is acceptable. The UST Program recommends immediate award to Consultech Environmental, Inc.

The purchase order should be generated for one half of the accepted bid award amount, $549,000.00. Please note, the full amount of the bid award ($1,098,000.00) should be noted in the body of the generated purchase order. The purchase order should reference it is for the facilities indicated above. Please provide me a copy of the purchase order.

cc: Christopher S. Doll, P.G., Manager, NESCCA Section
Susan Block, NESCCA Section
Technical File

UST PROGRAM
DOCKETING # _____

D H E C
PROMOTE PROTECT PROSPER
South Carolina Department of Health
and Environmental Control

BUREAU OF
BUSINESS MANAGEMENT
DIVISION OF PROCUREMENT SERVICES
2600 Bull Street
Columbia, SC 29201-1708
Telephone (803) 898-3501 Fax (803) 898-3505
October 19, 2005

RECEIVED
OCT 19 2005
UNDERGROUND STORAGE
TANK PROGRAM

TO: Laura Pace

FROM: Matt Winslow
Division of Procurement Services
SC Department of Health and Environmental Control

SUBJECT: IFB-29012-10/18/05-EMW

The bidding has been completed on this solicitation. I am enclosing copies of the bids for your review. The anticipated date for posting the award is October 25, 2005. Please call or e-mail me with any questions or comments. Thanks!

BID SHEET

SOUTH CAROLINA
DEPARTMENT OF HEALTH & ENVIRONMENTAL CONTROL

SOLICITATION NUMBER: IFB-2902-10/18/05-EML

PROCUREMENT OFFICER: Wayne A. Joshua, Jr.

OPENING/CLOSING DATE: 10-18-05

BID CLERK: Danielle Weber

TIME: 2:30 p.m.

DATE AWARD WILL BE POSTED: 10-25-05

COMPANY NAME	SC	US	VP	Total				
Dick Environmental Services				$3,498,704.00				
Consultech Environmental, Inc.				$1,098,000.00 ~~1,480,000.00~~				
Palmetto Environmental				$1,146,000.00				

Due 10/18/05

D H E C PROMOTE PROTECT PROSPER	**South Carolina Department of Health and Environmental Control** **Division of Procurement Services** **Invitation for Bid**	Solicitation No.: IFB-29012-10/18/05-EMW Date Issued: 9/9/05 Procurement Officer: E. Madison Winslow Phone No.: (803) 898-3487 E-mail Address: winsloem@dhec.sc.gov

DESCRIPTION: Corrective action for petroleum release – Permit # 07584, Permit #07777, Permit #12352 (HPCC)

The Term "Offer" Means Your "Bid" or "Proposal"

SUBMIT OFFER BY (Opening Date/Time): **October 18, 2005/2:30 pm E.T.** See provision entitled "Deadline for Submission of Offer"

NUMBER OF COPIES TO BE SUBMITTED: **One (1) original**

QUESTIONS MUST BE RECEIVED BY: **October 5, 2005/5:00 p.m. ET** See provision entitled "Questions from Offerors"

SUBMIT YOUR SEALED OFFER TO EITHER OF THE FOLLOWING ADDRESSES:

MAILING ADDRESS:	PHYSICAL ADDRESS:
SC DHEC Division of Procurement Services Bureau of Business Management 2600 Bull Street Columbia, S.C. 29201	SC DHEC Division of Procurement Services Bureau of Business Management 2600 Bull Street, Room 1200 – Aycock Bldg. Columbia, S. C. 29201

Offers Must Be Sealed: See provision entitled "Submitting Your Offer"

AWARD & AMENDMENTS	Award will be posted on **October 25, 2005**. The award, this solicitation, and any amendments will be posted at the following web address: http://www.scdhec.net/procurement.

You must submit a signed copy of this form with your offer. By submitting a bid or proposal, you agree to be bound by the terms of the solicitation. You agree to hold your offer open for a minimum of thirty (30) calendar days after the opening date.

NAME OF OFFEROR (Full legal name of business submitting the offer)

Consultech Environmental, Inc.

AUTHORIZED SIGNATURE

Kenneth L Brooke

(Person signing must be authorized to submit binding offer to enter contract on behalf of Offeror named above.)

TITLE (Business title of person signing above)

Project Manager

PRINTED NAME (Printed name of person signing above)

Kenneth L. Brooke

DATE

10/17/05

OFFEROR'S TYPE OF ENTITY: (Check one)

- ☐ Sole Proprietorship
- ☐ Partnership
- ☐ Corporation (tax-exempt)
- ☒ Corporate entity (not tax-exempt)
- ☐ Government entity (federal, state, or local)
- ☐ Other

(See provision entitled "Signing Your Offer")

Instructions regarding offeror's name: Any award issued will be issued to, and the contract will be formed with, the entity identified as the offeror above. An offer may be submitted by only one legal entity. The entity named as the offeror must be a single and distinct legal entity. Do not use the name of a branch office or a division of a larger entity if the branch or division is not a separate legal entity, *i.e.*, a separate corporation, partnership, sole proprietorship, etc.

OFFEROR'S HOME OFFICE ADDRESS (Address for the offeror's **principal place of business**)

1800 MacLeod Dr. Ste. F

CITY	STATE	ZIP CODE
Lawrenceville	GA	30043

PHONE	FACSIMILE	E-MAIL
678-377-0400	678-377-0051	kbrooke@consultechenv.com

STATE OF INCORPORATION (If offeror is a corporation, identify the state of incorporation)

GA

TAXPAYER IDENTIFICATION NO. (See provision entitled Taxpayer Identification Number)

31-1832280

IV. BID AWARD

A. ACCEPTANCE and DELIVERY STATEMENT

In compliance with the solicitation and subject to all conditions thereof, the offeror agrees, if this bid is accepted within 30 days from date of opening, to complete the corrective action as specified at the prices set forth for all sites as stated below.

For the purpose of this submittal and acceptance of financial approval should it occur, I certify that this company understands the nature of the releases and the geologic conditions at these sites as documented in the technical files and this solicitation. **Any quantities listed in the corrective action method(s) below are estimates and changes to those quantities or to the listed method(s) will not affect the bid price.** Additionally, I certify that this company understands that acceptance is based on total cost to treat the areas of concern.

Consultech Environmental, Inc. Certification No. 65
Contractor (Print)

Kenneth L. Brooke
Authorized Representative (Print)

Kenneth L Brooke
Signature

B. CORRECTIVE ACTION SOLICITATION RESPONSE

Please respond to the following questions. :

SITE A -Handy Pantry # 65, (UST Permit #07584), 2367 Taylor St., Columbia, South Carolina. Cloud's Chevron, (UST Permit #07777 & 12352), 1600 Two Notch Rd., Columbia, South Carolina.

1. The corrective action method(s) or technology(ies) that will be proposed in the CAP will be:
AFVR & Air Sparging

2. The Corrective Action Completion Time, in months, to complete the corrective action from the date of corrective action system startup until corrective action goals are met is 36 months.

3. The Corrective Action Cost, in dollars, regardless of the type, quantity, or duration of the permitted technology applied, to treat the area of concern (see Attachment A, Figure # 8-11) such that the thickness of free-phase product does not exceed .01 foot and the levels of CoC do not exceed the site-specific target levels (SSTLs) defined in Contract Item II.A.9.C at any point, complete all associated monitoring and post-remediation verification, prepare all plans, reports, and correspondence; obtain and meet all terms and conditions of all required permits and licenses; design, install, monitor, operate, maintain, and when completed, properly abandon or remove all assessment and remediation items installed as part of corrective action; provide evidence of performance bond; and other items outlined in this solicitation is: $ 1,098,000.00

Express

Align top of FedEx Shipping Label here

FedEx | Ship Manager | Label 7917 5780 5565

BUSINESS MANAGEMENT

From: Origin ID: (678)377-0400
Hemal Patel
CONSULTECH ENVIRONMENTAL, INC
1800 MACLEOD DRIVE, SUITE F

LAWRENCEVILLE, GA 30043

FedEx Express

CLS052005/09/16

Ship Date: 17OCT05
ActWgt: 1 LB
System#: 2515383/INET2300
Account#: S *********

2005 OCT 18 AM 9:41

REF: Bid 382

Delivery Address Bar Code

SHIP TO: (803)896-6240 BILL SENDER

BID CLERK
SCDHEC
2600 Bull Street

Columbia, SC 292011708

PRIORITY OVERNIGHT

TUE

Deliver By:
18OCT05

TRK# 7917 5780 5565

FORM 0201

CAE A1

29201 -SC-US

XH USCA

The World On Time®

D H E C PROMOTE PROTECT PROSPER	**South Carolina Department of Health and Environmental Control** **Division of Procurement Services** **Invitation for Bid**	Solicitation No.: IFB-29012-10/18/05-EMW Date Issued: 9/9/05 Procurement Officer: E. Madison Winslow Phone No.: (803) 898-3487 E-mail Address: winsloem@dhec.sc.gov

DESCRIPTION: Corrective action for petroleum release – Permit # 07584, Permit #07777, Permit #12352 (HPCC)

The Term "Offer" Means Your "Bid" or "Proposal"

SUBMIT OFFER BY (Opening Date/Time): **October 18, 2005/2:30 pm E.T.** See provision entitled "Deadline for Submission of Offer"

NUMBER OF COPIES TO BE SUBMITTED: **One (1) original**

QUESTIONS MUST BE RECEIVED BY: **October 5, 2005/5:00 p.m. ET** See provision entitled "Questions from Offerors"

SUBMIT YOUR SEALED OFFER TO EITHER OF THE FOLLOWING ADDRESSES:

MAILING ADDRESS:	PHYSICAL ADDRESS:
SC DHEC Division of Procurement Services Bureau of Business Management 2600 Bull Street Columbia, S.C. 29201	SC DHEC Division of Procurement Services Bureau of Business Management 2600 Bull Street, Room 1200 – Aycock Bldg. Columbia, S. C. 29201

Offers Must Be Sealed: See provision entitled "Submitting Your Offer"

AWARD & AMENDMENTS	Award will be posted on **October 25, 2005**. The award, this solicitation, and any amendments will be posted at the following web address: http://www.scdhec.net/procurement.

You must submit a signed copy of this form with your offer. By submitting a bid or proposal, you agree to be bound by the terms of the solicitation. You agree to hold your offer open for a minimum of thirty (30) calendar days after the opening date.

NAME OF OFFEROR (Full legal name of business submitting the offer): Palmetto Environmental Group, Inc.

AUTHORIZED SIGNATURE: James L. Cooper
(Person signing must be authorized to submit binding offer to enter contract on behalf of Offeror named above.)

TITLE: President (Business title of person signing above)

PRINTED NAME (Printed name of person signing above): JAMES L. COOPER

DATE: 10/17/2005

OFFEROR'S TYPE OF ENTITY: (Check one)
- ☐ Sole Proprietorship
- ☐ Partnership
- ☐ Corporation (tax-exempt)
- ☑ Corporate entity (not tax-exempt)
- ☐ Government entity (federal, state, or local)
- ☐ Other _____

(See provision entitled "Signing Your Offer")

Instructions regarding offeror's name: Any award issued will be issued to, and the contract will be formed with, the entity identified as the offeror above. An offer may be submitted by only one legal entity. The entity named as the offeror must be a single and distinct legal entity. Do not use the name of a branch office or a division of a larger entity if the branch or division is not a separate legal entity, *i.e.*, a separate corporation, partnership, sole proprietorship, etc.

OFFEROR'S HOME OFFICE ADDRESS (Address for the offeror's **principal place of business**): P.O. Box 427

CITY	STATE	ZIP CODE
Elgin	SC	29045

PHONE	FACSIMILE	E-MAIL
(803) 438-1331	(803) 438-1331	LCoSky@Bellsouth.net

STATE OF INCORPORATION (If offeror is a corporation, identify the state of incorporation): SC

TAXPAYER IDENTIFICATION NO. (See provision entitled Taxpayer Identification Number): 57-1102894

IV. BID AWARD

A. ACCEPTANCE and DELIVERY STATEMENT

In compliance with the solicitation and subject to all conditions thereof, the offeror agrees, if this bid is accepted within 60 days from date of opening, to complete the corrective action as specified at the prices set forth for all sites as stated below.

For the purpose of this submittal and acceptance of financial approval should it occur, I certify that this company understands the nature of the releases and the geologic conditions at these sites as documented in the technical files and this solicitation. **Any quantities listed in the corrective action method(s) below are estimates and changes to those quantities or to the listed method(s) will not affect the bid price.** Additionally, I certify that this company understands that acceptance is based on total cost to treat the areas of concern.

PALMETTO ENV. GROUP, INC. Certification No. 760
Contractor (Print)

JAMES L. COOPER
Authorized Representative (Print)

Signature

B. CORRECTIVE ACTION SOLICITATION RESPONSE

Please respond to the following questions. :

SITE A –Handy Pantry # 65, (UST Permit #07584), 2367 Taylor St., Columbia, South Carolina. Cloud's Chevron, (UST Permit #07777 & 12352), 1600 Two Notch Rd., Columbia, South Carolina.

1. The corrective action method(s) or technology(ies) that will be proposed in the CAP will be: Air sparging, vacuum extraction, chemical oxidation.

2. The Corrective Action Completion Time, in months, to complete the corrective action from the date of corrective action system startup until corrective action goals are met is 36 months.

3. The Corrective Action Cost, in dollars, regardless of the type, quantity, or duration of the permitted technology applied, to treat the area of concern (see Attachment A, Figure # 8-11) such that the thickness of free-phase product does not exceed .01 foot and the levels of CoC do not exceed the site-specific target levels (SSTLs) defined in Contract Item II.A.9.C at any point, complete all associated monitoring and post-remediation verification, prepare all plans, reports, and correspondence; obtain and meet all terms and conditions of all required permits and licenses; design, install, monitor, operate, maintain, and when completed, properly abandon or remove all assessment and remediation items installed as part of corrective action; provide evidence of performance bond; and other items outlined in this solicitation is: $ 146,000.00

Palmetto Environmental Group Inc.
P.O. Box 427, Elgin SC 29045

BUSINESS MANAGEMENT

10-18-05P01:24 RCVD

South Carolina Dept. of Health & Envi ronmental Control
Division of Procurement Services
2600 Bull St.
Columbia, SC 29201-1708

Attention: Bid Clerk
Solicitation No.: IFB-29012-10/18/05- EMW

D H E C PROMOTE PROTECT PROSPER	**South Carolina Department of Health and Environmental Control** **Division of Procurement Services** **Invitation for Bid**	Solicitation No.: IFB-29012-10/18/05-EMW Date Issued: 9/9/05 Procurement Officer: E. Madison Winslow Phone No.: (803) 898-3487 E-mail Address: winsloem@dhec.sc.gov

DESCRIPTION: Corrective action for petroleum release – Permit # 07584, Permit #07777, Permit #12352 (HPCC)

The Term "Offer" Means Your "Bid" or "Proposal"

SUBMIT OFFER BY (Opening Date/Time): **October 18, 2005/2:30 pm E.T.** See provision entitled "Deadline for Submission of Offer"

NUMBER OF COPIES TO BE SUBMITTED: **One (1) original**

QUESTIONS MUST BE RECEIVED BY: **October 5, 2005/5:00 p.m. ET** See provision entitled "Questions from Offerors"

SUBMIT YOUR SEALED OFFER TO EITHER OF THE FOLLOWING ADDRESSES:

MAILING ADDRESS:	PHYSICAL ADDRESS:
SC DHEC Division of Procurement Services Bureau of Business Management 2600 Bull Street Columbia, S.C. 29201	SC DHEC Division of Procurement Services Bureau of Business Management 2600 Bull Street, Room 1200 – Aycock Bldg. Columbia, S. C. 29201

Offers Must Be Sealed: See provision entitled "Submitting Your Offer"

AWARD & AMENDMENTS	Award will be posted on **October 25, 2005**. The award, this solicitation, and any amendments will be posted at the following web address: http://www.scdhec.net/procurement.

You must submit a signed copy of this form with your offer. By submitting a bid or proposal, you agree to be bound by the terms of the solicitation. You agree to hold your offer open for a minimum of thirty (30) calendar days after the opening date.

NAME OF OFFEROR (Full legal name of business submitting the offer)
Dick Environmental Services, LLC

AUTHORIZED SIGNATURE
(Person signing must be authorized to submit binding offer to enter contract on behalf of Offeror named above.)

TITLE (Business title of person signing above)
Vice President

PRINTED NAME (Printed name of person signing above)
Franklin (Trip) Snelson, III

DATE
10/17/05

OFFEROR'S TYPE OF ENTITY: (Check one)
- ☐ Sole Proprietorship
- ☐ Partnership
- ☐ Corporation (tax-exempt)
- ☐ Corporate entity (not tax-exempt)
- ☐ Government entity (federal, state, or local)
- ☒ Other LLC

(See provision entitled "Signing Your Offer")

Instructions regarding offeror's name: Any award issued will be issued to, and the contract will be formed with, the entity identified as the offeror above. An offer may be submitted by only one legal entity. The entity named as the offeror must be a single and distinct legal entity. Do not use the name of a branch office or a division of a larger entity if the branch or division is not a separate legal entity, *i.e.*, a separate corporation, partnership, sole proprietorship, etc.

OFFEROR'S HOME OFFICE ADDRESS (Address for the offeror's **principal place of business**)
8936 Western Way, Suite 10

CITY	STATE	ZIP CODE
Jacksonville	FL	32256

PHONE	FACSIMILE	E-MAIL
904-363-0911	904-363-1421	ffsnelson@dickcorp.com

STATE OF INCORPORATION (If offeror is a corporation, identify the state of incorporation)
Deleware

TAXPAYER IDENTIFICATION NO. (See provision entitled Taxpayer Identification Number)
20-0695691

IV. BID AWARD

A. ACCEPTANCE and DELIVERY STATEMENT

In compliance with the solicitation and subject to all conditions thereof, the offeror agrees, if this bid is accepted within 60 days from date of opening, to complete the corrective action as specified at the prices set forth for all sites as stated below.

For the purpose of this submittal and acceptance of financial approval should it occur, I certify that this company understands the nature of the releases and the geologic conditions at these sites as documented in the technical files and this solicitation. **Any quantities listed in the corrective action method(s) below are estimates and changes to those quantities or to the listed method(s) will not affect the bid price.** Additionally, I certify that this company understands that acceptance is based on total cost to treat the areas of concern.

Dick Environmental Services, LLC — Certification No. Class I No. 316

Contractor (Print)

Franklin (Trip) Snelson, III

Authorized Representative (Print)

Signature

B. CORRECTIVE ACTION SOLICITATION RESPONSE

Please respond to the following questions. :

SITE A –Handy Pantry # 65, (UST Permit #07584), 2367 Taylor St., Columbia, South Carolina. Cloud's Chevron, (UST Permit #07777 & 12352), 1600 Two Notch Rd., Columbia, South Carolina.

1. The corrective action method(s) or technology(ies) that will be proposed in the CAP will be:
   Air Sparge / Vapor Extraction
   AFVR

2. The Corrective Action Completion Time, in months, to complete the corrective action from the date of corrective action system startup until corrective action goals are met is 36 months.

3. The Corrective Action Cost, in dollars, regardless of the type, quantity, or duration of the permitted technology applied, to treat the area of concern (see Attachment A, Figure # 8-11) such that the thickness of free-phase product does not exceed .01 foot and the levels of CoC do not exceed the site-specific target levels (SSTLs) defined in Contract Item II.A.9.C at any point, complete all associated monitoring and post-remediation verification, prepare all plans, reports, and correspondence; obtain and meet all terms and conditions of all required permits and licenses; design, install, monitor, operate, maintain, and when completed, properly abandon or remove all assessment and remediation items installed as part of corrective action; provide evidence of performance bond; and other items outlined in this solicitation is: $ 3,498,704

FedEx



NO POUCH NEEDED.
See back for peel and stick application instructions.

RECIPIENT: PEEL

Company DICK ENVIRONMENTAL SVC[illegible]

Address 8936 WESTERN WAY STE 10 Dept./Floor/

City JACKSONVILLE State FL ZIP 32256-03

2 Your Internal Billing Reference

3 To
Recipient's Name BID CLERK Phone 203 [illegible]

Company SCDHEC

Recipient's Address [illegible] Dept./Floor/Suite/Room
We cannot deliver to P.O. boxes or P.O. ZIP codes.

Address [illegible]
To request a package be held at a specific FedEx location, print FedEx address here.

City [illegible] State [illegible] ZIP 29201

0017[illegible]

L

8542 7963 2312

29201 -SC-US XH USC

Freight to select ZIP codes.

Does this shipment contain dangerous goods?
One box must be checked.

☐ No ☐ Yes As per attached Shipper's Declaration. ☐ Yes Shipper's Declaration not required. ☐ Dry Ice Dry ice, 9, UN 1845 ☐ Car

Dangerous goods (including dry ice) cannot be shipped in FedEx packaging.

7 Payment Bill to: Enter FedEx Acct. No. or Credit Card No. below.

☐ Sender Acct. No. in Section 1 will be billed. ☐ Recipient ☐ Third Party ☐ Credit Ca

Total Packages Total Weight

†Our liability is limited to $100 unless you declare a higher value. See the FedEx Service Guide for

8 NEW Residential Delivery Signature Options If you require

☐ No Signature Required Package may be left without obtaining a signature for delivery.
☐ Direct Signature Anyone at recipient's address may sign for delivery. Fee applies.
☐ Indirect Signature If no one is available at recipient's address, anyone at a neighboring address may sign for delivery. Fee applies.

Rev. Date 5/05•Part #158279•©1994–2005 FedEx•PRINTED IN U.S.A.•SRS

The World On Time

FedEx. PRIORITY OVERNIGHT TUE

emp# 373713 17OCT05

Deliver By:
18OCT05
A1

TRK# 8542 7963 2312 FORM 0215

CAE

29201 -SC-US XH USCA

S

BUSINESS MANAGEMENT
2005 OCT 18 AM 9:41

Align bottom of Airbill Pouch or Pe

D H E C PROMOTE PROTECT PROSPER	**South Carolina Department of Health and Environmental Control** **Division of Procurement Services** **Invitation for Bid**	Solicitation No.: IFB-29751-4/25/06-EMW Date Issued: 3/14/06 Procurement Officer: E. Madison Winslow Phone No.: (803) 898-3487 E-mail Address: winsloem@dhec.sc.gov

DESCRIPTION: Corrective action for petroleum release – Multiple permits, Columbia, SC

The Term "Offer" Means Your "Bid" or "Proposal"

SUBMIT OFFER BY (Opening Date/Time): **April 25, 2006/2:30 pm E.T.** See provision entitled "Deadline for Submission of Offer"

NUMBER OF COPIES TO BE SUBMITTED: **One (1) original**

QUESTIONS MUST BE RECEIVED BY: **April 17, 2006/5:00 p.m. E.T.** See provision entitled "Questions from Offerors"

SUBMIT YOUR SEALED OFFER TO EITHER OF THE FOLLOWING ADDRESSES:

MAILING ADDRESS:	PHYSICAL ADDRESS:
SC DHEC Division of Procurement Services Bureau of Business Management 2600 Bull Street Columbia, S.C. 29201	SC DHEC Division of Procurement Services Bureau of Business Management 2600 Bull Street, Room 1200 – Aycock Bldg. Columbia, S. C. 29201

Offers Must Be Sealed: See provision entitled "Submitting Your Offer"

AWARD & AMENDMENTS	Award will be posted on **May 1, 2006**. The award, this solicitation, and any amendments will be posted at the following web address: http://www.scdhec.net/procurement.

You must submit a signed copy of this form with your offer. By submitting a bid or proposal, you agree to be bound by the terms of the solicitation. You agree to hold your offer open for a minimum of thirty (30) calendar days after the opening date.

NAME OF OFFEROR (Full legal name of business submitting the offer)	OFFEROR'S TYPE OF ENTITY: (Check one) ☐ Sole Proprietorship ☐ Partnership ☐ Corporation (tax-exempt) ☐ Corporate entity (not tax-exempt) ☐ Government entity (federal, state, or local) ☐ Other
AUTHORIZED SIGNATURE (Person signing must be authorized to submit binding offer to enter contract on behalf of Offeror named above.)	
TITLE (Business title of person signing above)	
PRINTED NAME (Printed name of person signing above) / DATE	(See provision entitled "Signing Your Offer")

Instructions regarding offeror's name: Any award issued will be issued to, and the contract will be formed with, the entity identified as the offeror above. An offer may be submitted by only one legal entity. The entity named as the offeror must be a single and distinct legal entity. Do not use the name of a branch office or a division of a larger entity if the branch or division is not a separate legal entity, *i.e.*, a separate corporation, partnership, sole proprietorship, etc.

OFFEROR'S HOME OFFICE ADDRESS (Address for the offeror's **principal place of business**)			
CITY		STATE	ZIP CODE
PHONE	FACSIMILE	E-MAIL	
STATE OF INCORPORATION (If offeror is a corporation, identify the state of Incorporation)			
TAXPAYER IDENTIFICATION NO. (See provision entitled Taxpayer Identification Number)			

I. SCOPE OF WORK

A. DEFINITIONS:

For the purposes of this contract the following terms and definitions shall apply:

1. Catastrophic Occurrence: an event (e.g., hurricane) that results in a declared state of emergency and directly and substantially affects the Contractor's operations at a site .
2. Chemicals of Concern: Specific constituents that are identified for monitoring and corrective action.
3. Corrective Action Completion Time: the time in months, estimated by the Contractor, necessary to reduce concentrations of chemicals of concern to site-specific target levels, verify attainment of the goals, and remove or properly abandon assessment and corrective action items (wells, treatment lines, etc.).
4. Corrective Action Plan: A document outlining and detailing proposed corrective actions.
5. Corrective Action System Startup Date: the date on which the Contractor initiates full time treatment operations or initiates injection into or extraction from the subsurface.
6. Site Incentive Period: the period of time in months established by the SCDHEC during which the Contractor must achieve the 100% Concentration Reduction Goal in order to qualify for the Early Completion Incentive.

B. SOLICITATION STATEMENT

The Underground Storage Tank (UST) Program of the South Carolina Department of Health and Environmental Control (SCDHEC) is seeking services to perform active corrective action of petroleum releases at regulated underground storage tank sites in accordance with defined remediation goals. The *objective is to prevent significant further migration and reduce the levels of free phase product (FPP) and chemicals of concern (CoC) in the soil and groundwater to or below defined site-specific target levels (SSTLs)*. All offerors must be South Carolina Certified Class I Site Rehabilitation Contractors.

C. SCHEDULE OF DELIVERABLES

The following table summarizes the deadlines for deliverables associated with this contract.

DELIVERABLE DUE	DEADLINE
Questions	By 5:00 p.m. ET, 4/17/06
Sealed Bids	Before 2:30 p.m. ET, 4/25/06
Corrective Action Plan	30 days from date of award
Performance Bond or Letter of Credit	30 days from date of award
Initial Monitoring Report	45 days from date of award
CAP Implementation	30 days from Notice to Proceed
System Start Up	15 days from receipt of Permit to Operate and CAP Notice to Proceed
Notify Project Manager of Sampling	At least two (2) weeks prior to the event
Corrective Action Monitoring Report	Quarterly from date of start up
Abandon Monitoring Wells and Corrective Action System	Within 60 days from notice by SCDHEC

D. SITE SPECIFIC INFORMATION

The scope of work defined in this solicitation is to be implemented at:

UST Permit #	Facility Name	Site Address	Date Release Reported	Appendix
07584 & 07777/ 12352	Handy Pantry # 65 & Cloud's Chevron	2367 Taylor St., Columbia, SC 1600 Two Notch Rd., Columbia, SC	01/30/1991 & 04/17/1998; 12/31/1991; 12/30/1991	A

II. CONTRACTUAL REQUIREMENTS

A. GENERAL REQUIREMENTS

1. CONTRACT PERIOD: The contract will be effective from date of award until the corrective actions are complete as described in this contract.

2. EQUAL OPPORTUNITY EMPLOYMENT: Contractor must agree to make positive efforts to employ women, other minorities, and minority-owned businesses.

3. AMENDMENTS: All amendments to this solicitation shall be in writing from the SCDHEC Procurement Officer indicated on page one of this solicitation. SCDHEC shall not be legally bound by any amendment, interpretation or settlement that is not in writing.

4. RESTRICTION . . . THE ONLY OFFICIAL CONTACT PERSON AT SCDHEC DURING THE SOLICITATION AND AWARD OF THIS CONTRACT IS THE PROCUREMENT OFFICER INDICATED ON PAGE 1 OF THIS SOLICITATION. OFFERORS ARE NOT TO CONTACT ANY OTHER SCDHEC PERSONNEL LOCATED OUTSIDE THE BUREAU OF BUSINESS MANAGEMENT.

5. AWARD: Award will be made to a South Carolina Certified UST Site Rehabilitation Contractor based on the Grand Total cost, method(s), and Corrective Action Completion Times for all sites listed. For a bid to be considered responsive, the proposed implementation schedule(s) and the proposed remediation technology(ies) or method(s) for active corrective action to achieve the remediation goals must be protective of public health and the environment and be eligible for permitting by SCDHEC. The total cost, methods, and time to complete the contract must be advantageous to the State of South Carolina.

   a. The Corrective Action Completion Times shall be determined by the offeror and entered into the Corrective Action Solicitation Response in Contract Item IV.C.
      i. Time is of the essence in completing the site work to restore the aquifers and protect human health and the environment. Therefore, offerors are encouraged to strive for efficient remediation methods and to propose the shortest practical times for the completion of these sites.
      ii. Award of the contract, if made, will be made to the responsible and qualified offeror who submits the lowest Grand Total amount. The Grand Total amount will be the

sum of the Site Total Amounts provided for each site in the Corrective Action Solicitation Response. In the event that two or more bidders submit the lowest Grand Total amount, the award, if made, will be decided in accordance with the Tie Bids procedure in Section B.(6) of the Underground Storage Tank Environmental Remediation Procedures. Submittal of a "No Bid" for an individual site in this solicitation will be considered non-responsive and will result in rejection of the overall bid.

iii. The contractor shall enter the number of months in the space provided for each site in Section IV.B and in the Summary Table of the Corrective Action Solicitation Response.

6. REASONABLE COST: SCDHEC reserves the right to reject any and all bids that appear to be above the customary and reasonable cost for the same scope of work in a similar geologic setting, that propose technologies that cannot be permitted in South Carolina, or that propose time frames for cleanup that are not protective of human health or the environment.

7. SITE WORK VERIFICATION: The contractor will be required to treat the area where measurable FPP is present and petroleum chemicals of concern (CoC) are above site-specific target levels for each site in Appendix A of this solicitation. Verification that interim corrective action goals have been met will be based upon direct measurements and groundwater quality samples collected from the monitoring wells indicated for each site in the appendices. Verification that final corrective action goals have been met will be based upon direct measurements and groundwater quality samples for each site from all existing monitoring wells and additional verification wells to be installed at locations and depths designated by SCDHEC (See Contract Item III.B.10 for more details). It is understood that seasonal fluctuations in FPP thickness and CoC concentrations will occur over time. It is the intent of this corrective action to prevent further degradation of the aquifer(s) by continued migration of FPP or CoC into areas not previously impacted. If the corrective action allows FPP or CoC to migrate and impact areas beyond the assessed areas of concern established for any of the sites in this solicitation, the Contractor will be responsible for completing assessment activities necessary to re-define the area of concern and for providing amendments to their Corrective Action Plan addressing the additional impacted areas.

8. REPORTS: Deliver one copy of each plan or report to: SCDHEC, Bureau of Land and Waste Management, UST Program, 2600 Bull Street, Columbia, SC 29201. A minimum of one (1) copy of each plan and one (1) copy of each report for each site in the appendices must be delivered to the parties listed on the Distribution List included in the appendix for each site. Based on permitting and other requirements, additional copies of plans or reports may be required by the SCDHEC. The SCDHEC will notify the Contractor of the exact number of copies of each document to be submitted.

9. INVOICING: Invoices will be submitted to: SCDHEC, Bureau of Land and Waste Management, UST Program, ATTN: Financial Section, 2600 Bull Street, Columbia, SC 29201, using the SCDHEC's Corrective Action (CA) Invoice form. The initial invoice for each site must be received at the above address within four months of CAP approval or funds will be uncommitted as required by the Section 44-2-40(B) of the SUPERB Act. If funds are

uncommitted the submitted invoice will be held until funding is available. **Payment will only be made for achieving the corrective action goals as specified. No partial payments will be made once corrective action is initiated, except as outlined in Contract Item III.B.3.** Payment to the contractor will be a pay for performance system as follows:

A. Payment of forty percent (40%) of the total corrective action price for each site will be made within 90 days following receipt of an invoice and documentation that the contractor has completed the Corrective Action System Startup. All corrective action activities must be as described in the CAP and are subject to the limitations of Section 44-2-40 of the SUPERB Act. The implementation should be documented in the first corrective action system evaluation (CASE) report for each site. The first CASE report for each site must include the construction logs for all treatment/recovery wells installed in accordance with the CAP.

B. Payment of forty percent (40%) of the total corrective action price for each site will be made based on achieving interim CoC concentration reduction goals at the site as verified in the monitoring wells listed in the appendix for each site. Payments will be made upon receipt of invoices and documentation that the contractor has achieved interim goals of FPP removal followed by 60, 90 and 100 percent reduction of total CoC concentration above the SSTLs for each site by the implementation of active corrective action. The CoC concentrations and SSTLs for each site are listed in the respective appendices.

1. The first concentration reduction goal will be achieved upon verification that FPP thickness does not exceed 0.01 foot in the wells defined in the appendix for each site and at any point in the area of concern for that site. Verification that the reductions have been achieved will be based upon gauging of all existing monitoring wells. Payment of ten percent (10%) of the total bid price will be made upon verification (see Contract Item III.B.10 for the method of verification) that the total FPP thickness above 0.01 foot is removed.

2. The second concentration reduction goal will be achieved when sixty percent (60%) of the CoC concentration above the SSTLs is removed from the monitoring wells specified in the appendix for each site. The initial CoC concentration above the SSTLs will be established from the first sampling event following completion of FPP removal. The following formula will be used to calculate the percent total concentration reduction: total concentration above SSTLs from the first sampling event following completion of FPP removal less total concentration above SSTLs from subsequent sampling divided by total concentration above SSTLs from the first sampling event following completion of FPP removal. Payment of ten percent (10%) of the total bid price will be made upon verification (see Contract Item III.B.10 for the method of verification) that at least sixty percent (60%)of the total CoC concentration above SSTLs is removed.

The following is an example to demonstrate the CoC Concentration Reduction Calculation:

Well		Benzene	Toluene	Ethylbenzene	Xylene	MTBE	Naphthalene	Conc > SSTL
MW-1	Initial [A]	7,500	4,000	2,000	15,000	3,000	1,000	[A]
	SSTL [B]	10	2,000	1,400	10,000	80	50	[B]
	Initial > SSTL [C]	7,490	2,000	600	5,000	2,920	950	18,960 [C]
	Subsequent [D]	3,000	1,000	900	13,000	2,000	5	[D]
	SSTL [E]	10	2,000	1,400	10,000	80	50	[E]
	Subsequent > SSTL [F]	2,990	0	0	3,000	1,920	0	7,910 [F]
MW-4	Initial [G]	150	400	50	250	300	25	[G]
	SSTL [H]	5	400	50	250	40	25	[H]
	Initial > SSTL [I]	145	0	0	0	260	0	405 [I]
	Subsequent [J]	100	100	1	1	100	1	[J]
	SSTL [K]	5	400	50	250	40	25	[K]
	Subsequent> SSTL [L]	95	0	0	0	60	0	155 [L]
Totals	Initial > SSTL [M]	(sum of initial concentration above SSTL for all wells) (C+I)						19,365 [M]
	Subsequent> SSTL [N]	(sum of subsequent concentration above SSTL for all wells) (F+L)						8,065 [N]

Notes: If subsequent sampling indicates a CoC concentration at or below the SSTL and/or a CoC concentration at BDL but the reporting limit is at/or below the SSTL value for any constituent, the value for the concentration reduction will be 0 (no negative numbers).

If subsequent sampling indicates a CoC concentration at BDL but the reporting limit is above the SSTL, the value for any constituent will be the analytical reporting limit.

Concentration Reduction Calculation

$$\text{CoC Concentration Reduction} = \frac{(M-N)}{(M)} = \frac{(19{,}365-8{,}065)}{19{,}365} = 0.5835 * 100 = 58.35\% \text{ CoC Reduction}$$

3. The third concentration reduction goal will be achieved when ninety percent (90%) of the CoC concentration above the SSTLs from the monitoring wells specified in the appendix for each site is removed. The formula outlined in Contract Item II.A.9.B.1 will be used. Payment of ten percent (10%) of the total corrective action price will be made upon verification (see Contract Item III.B.10 for the method of verification) that at least ninety percent (90%) of the total CoC concentration above SSTLs has been removed.

4. The fourth concentration reduction goal will be achieved when one hundred percent (100%) of the CoC concentration above the SSTLs from the monitoring wells specified in the appendix for each site is removed. The formula outlined in Contract Item II.A.9.B.1 will be used. Payment of ten percent (10%) of the total corrective action price will be made upon verification (see Contract Item III.B.10 for the method of verification) that one hundred percent (100%) of the total CoC concentration above SSTLs has been removed. **Achievement of this goal must be verified by split sampling with the SCDHEC.**

C. The final twenty percent (20%) of the total corrective action price will be paid upon receipt of an invoice and verification that FPP thickness does not exceed 0.01 foot and CoC concentrations do not exceed the SSTLs defined in the appendix for each site and SSTLs calculated for any point in the area of concern for that site. Verification that the SSTLs have been achieved will be based upon groundwater quality samples collected from all existing monitoring wells and additional verification wells to be installed at locations and depths designated by SCDHEC (see Contract Item III.B.10 for more details); and 2) all remediation and assessment items (e.g., wells [including pre-existing wells], trenches, etc.) are removed from the site or properly abandoned. The SSTLs for each site are given in the appendices.

10. NOTIFICATION FOR FAILURE TO PERFORM: If the contractor fails during the course of this contract to make reasonable progress toward the cleanup goals or to meet any condition or specification of corrective action as outlined in this document without prior notification to the project manager of circumstances legitimately beyond the control of the contractor, SCDHEC will, on the first occurrence, notify the contractor by certified letter and meet with them to establish a remedy for the deficiency(ies). If the contractor corrects the deficiency(ies) within an agreed to period of time, the corrective action award will continue. If the contractor does not correct the deficiency(ies) within the agreed to period of time, the contractor will be in breach of contract and the corrective action award may be voided by SCDHEC. On the second occurrence, SCDHEC will notify the contractor and their bonding agent or creditor by certified letter and meet with them to establish a remedy for the deficiency(ies). If the contractor corrects the deficiency(ies) within an agreed to period of time, the corrective action award will continue. If the contractor does not correct the deficiency(ies) within the agreed to period of time, the contractor will be in breach of contract and the corrective action award may be voided by SCDHEC. **If the contractor fails on a third occasion during the course of this contract to meet any condition or specification established in this document, the contractor will be in breach of contract and the corrective action award will be voided by SCDHEC.** SCDHEC will notify the contractor and their bonding agent or creditor by certified letter that the corrective action award has been voided and will initiate appropriate actions with the bonding agent. **In the event that the corrective action award is voided due to a breach of contract as outlined above, no further payment of any invoices will be made.** If the corrective action award is voided under the conditions listed above, the contractor will incur a six-month suspension from bidding on any UST-related solicitations in South Carolina and may be subject to suspension or decertification in accordance with the SUPERB Site Rehabilitation and Fund Access Regulations, R.61-98. Any voiding of a corrective action award due to breach of contract will apply only to the site where the deficiency(ies) occurred and will not directly affect other sites awarded in conjunction with this solicitation.

11. CANCELLATION: The accepted corrective action cost will be final and will not be increased or cancelled for any reason (e.g., unanticipated iron fouling of a system, wells clogging because of biological activity or sediments, damage by lightning, increased subcontractor costs, loss of utilities, modification to the system to meet the remediation goals, etc.) with the exception of unforeseen subsurface conditions as determined solely at the discretion of the SCDHEC or identification of additional CoC from a release occurring after the award of this

contract that adversely impacts the corrective action. Contractor-owned items used on-site for the contract that are damaged or destroyed by common acts of nature, improper maintenance or handling, theft or vandalism will not be replaced or reimbursed by the SUPERB Account. **Payment will only be made for achieving the corrective action goals as specified in this contract. No interim or partial payments will be made once corrective action is initiated, except as outlined in Contract Item III.B.3. Once site rehabilitation has been initiated under this contract, in the event of a cancellation due to the circumstances prescribed in this condition, final payment will be a percentage of the contract amount equal to the actual percent reduction of the CoC concentration as calculated based on the last sampling results from all wells listed in the Appendix for each site less the amount previously paid.** Any action taken by the SCDHEC under this condition that might result in the cancellation of a corrective action award due to circumstances described in this condition will apply only to the affected site and will not directly affect other sites awarded in conjunction with this solicitation.

12. PERFORMANCE BOND: A performance bond or irrevocable standby letter of credit, equal to fifty percent (50%) of the award price, will be required by SCDHEC for each site and should be submitted with the CAP. The issuing institution for irrevocable standby letters of credit must be an entity that has the authority to issue letters of credit in South Carolina and whose letter-of-credit operations are regulated and examined by a federal or state agency. **Bonds must be obtained from a surety that is on the Secretary of the Treasury's list of acceptable sureties for Federal bonds.** The original performance bonds or irrevocable standby letters of credit will be submitted to the Bureau of Land and Waste Management, UST Program, Attn: Financial Section, within 30 days of award. The performance bonds or irrevocable standby letters of credit will specify that the SUPERB Account will be the recipient of any forfeiture. **The performance bonds or irrevocable standby letters of credit must bear the SCDHEC Permit ID Number and the Bid Number.** Since SCDHEC is responsible for disbursement of funds from the SUPERB Account, the financial responsibility mechanisms (i.e., bonds or letters of credit) will be held by the Bureau of Land and Waste Management, UST Program until the work is successfully completed at each of the awarded sites. **The performance bond or letter of credit for each site must be kept current for the duration of the corrective action. Failure to maintain the performance bonds or letters of credit may result in the corrective action award being voided by SCDHEC in accordance with Contract Item II.A.10.**

B. SPECIFIC REQUIREMENTS

1. CONTRACT SCOPE: This contract is for active corrective action at 2 sites in South Carolina.

2. INQUIRIES: Questions or requests for information must be submitted in writing and received by 5:00 P.M. on the date specified in Section I.C of this solicitation. After this date, no further questions will be addressed. A written response will be provided to all requestors of the solicitation. The questions may be faxed to E. Madison Winslow in the SCDHEC Bureau of Business Management at (803) 898-3505.

3. PROVISION FOR EARLY COMPLETION INCENTIVE: The SCDHEC will pay the Contractor an incentive of ten percent (10%) of the Cleanup Cost for early completion, subject to the conditions set forth in this provision. Payment will be made if the remediation goals on a

given site have been met in accordance with the terms and conditions of this contract prior to the end of the Site Incentive Period, as established by the SCDHEC, and verified in accordance with Contract Item III.B.10.

The Site Incentive Period will commence on the Corrective Action System Startup Date. A month starts at 12:00 Midnight on the same day of the month as the Corrective Action System Startup Date and ends at Midnight preceding the same day of the following month. Months will be consecutively counted from the corrective action system startup date. Following system startup at a site, the SCDHEC will provide the Contractor notice in writing of the closing date of the Site Incentive Period for that site.

The Site Incentive Period will not be adjusted for any reason, cause or circumstance whatsoever, regardless of fault, save and except in the instance of a catastrophic occurrence directly and substantially affecting the Contractor's operations and resulting in unavoidable delay of the cleanup. In the event of a catastrophic occurrence on a specific site, the SCDHEC shall determine the number of months reasonably necessary and due solely to such catastrophic occurrence to extend the Site Incentive Period. Any amendments to the Site Incentive Period will be provided to the Contractor in writing.

The parties anticipate that routine delays may be caused by or arise from any number of events during the course of site rehabilitation, including, but not limited to, work performed, work deleted, supplemental agreements, delays, disruptions, differing site conditions, utility conflicts, design changes or defects, extra work, right of way issues, permitting issues, actions of suppliers, subcontractors or other contractors, actions by third parties, expansion of the scopes of the projects by the Contractor to make them functional, weather, weekends, holidays, suspensions of the Contractor's operations, or other such events, forces or factors experienced in environmental work. Such delays or events and their potential impacts on performance by the Contractor are specifically contemplated and acknowledged by the Contractor in entering into this Contract, and shall not affect the Site Incentive Periods or incentives set forth above. Further, any and all costs or impacts whatsoever incurred by the Contractor in accelerating the Contractor's work to overcome or absorb such delays or events in an effort to complete the sites within the Site Incentive Periods, regardless of whether the Contractor successfully does so or not, shall be the sole responsibility of the Contractor in every instance.

The Contractor shall have no rights under the Contract to make any claim arising out of this incentive provision except as is expressly set forth in this provision.

The Site Incentive Periods for this project is as follows:

Permit #	Site Name	Appendix	Site Incentive Period
07584 & 07777/12352	Handy Pantry # 65 & Cloud's Chevron	A	36 months

4. SITE SPECIFIC DETAILS: Brief technical summaries of the releases, including location map and specifics of existing wells for each site are attached in Appendix A. The complete technical file for each site will be available for review through the Freedom of Information (FOI) Office located at the Stern Building, 8911 Farrow Road, Columbia, SC. **Offerors are strongly**

encouraged to review the files to ensure a complete understanding of the project requirements. The successful offeror will be responsible for all information in the technical files. Appointments to view the technical files may be scheduled on weekdays between the hours of 8:30 A.M. to 5:00 P.M. by calling the SCDHEC Freedom of Information Office at (803) 898-3882. **NOTE: Free-phase product is present at these sites. The application of corrective action technologies or natural fluctuations in the water table can result in the mobilization or possible appearance of additional free-phase product or elevated CoC concentrations in the monitoring wells.**

III. SPECIFICATIONS for CORRECTIVE ACTION

A. GENERAL SPECIFICATIONS

1. SUBMITTALS: All offerors must meet the following specifications for **each site** as required by the proposed treatment method(s) or corrective action technology(ies). Submit the Corrective Action Solicitation Response. The response will outline in general terms an approach to achieve the remediation goals (e.g., reduction of each CoC to SSTL). The proposal must outline the following:
   a) A description of the proposed treatment method(s) or technology(ies) for corrective action.
   b) The amount of time in months to complete site rehabilitation to meet the remediation goals, install verification wells, and remove or abandon all assessment and remediation items.
   c) The total cost (in U.S. dollars) to complete site rehabilitation to meet the remediation goals and to remove or abandon all assessment and remediation items.

2. MINIMUM REQUIREMENTS: Corrective action will be considered complete at each site once the FPP thickness does not exceed 0.01 foot and levels of CoC are verified to be at or below the SSTLs listed in the Appendix for that site and SSTLs calculated for any point in the area of concern, and all remediation and assessment items installed by the contractor (e.g., wells [including pre-existing wells], trenches, etc.) are removed or abandoned. See Contract Item III.B.10 for the method of verification. All rehabilitation activities associated with a UST release must be performed by a SCDHEC certified Class I Site Rehabilitation Contractor as required by R.61-98. All corrective action plans and reports must be sealed by a Professional Engineer or Professional Geologist registered in the State of South Carolina. All engineering reports, drawings and plans must be sealed by a Professional Engineer registered in the State of South Carolina. All laboratory analysis for CoC must be performed by a SC certified laboratory. All monitoring, verification, injection, or recovery wells must be installed and abandoned by a SC certified well driller. The corrective action methods or technologies will be designed to prevent vapors from entering onsite or adjacent structures. All applicable certification, training, permits, applications, and fees associated with well installation; injection, discharge, treatment, or transportation of groundwater, air, or soil; construction or operation of a remediation system; and any other action requiring a permit are the responsibility of the contractor. Any required business or occupation license and occupational safety and health training (e.g., OSHA) as defined by the laws and regulations of the United States of America, the State of South Carolina, the county or city is also the responsibility of the contractor. The terms and conditions of all applicable permits will be met. Any FPP, contaminated groundwater, soil, or construction material must be properly transported and disposed of, or treated at an approved facility with prior approval from SCDHEC. Any costs for utilities construction and service (electric, telephone, sewer, etc.) required by the corrective action are the responsibility of the contractor.

B. PERFORMANCE REQUIREMENTS

1. CORRECTIVE ACTION PLAN: The successful contractor must complete and submit a detailed Corrective Action Plan for each site in the Appendices within 30 days from the date the Purchase Order is issued by the Bureau of Business Management. Copies of the CAP must be distributed in accordance with Section II.A.8. **NOTE: Use of monitoring well(s) for injection, extraction, or free-phase product recovery purposes is not allowed.** A condition of the CAP may include installation of additional recovery, sparge, compliance, or injection wells. The CAP must define all active (pump and treat, sparge, vapor extraction, excavation of impacted soils, bioremediation, etc.) and passive (intrinsic remediation, monitoring, etc.) corrective action method(s) proposed to reduce CoC to SSTLs. It must be shown, by use of scientific models, computations, or discussion, how each CoC will be reduced to the SSTL for each remediation method proposed for the release. Any assumptions used in a model will be listed or shown, as well as appropriate references. All corrective action will require monitoring to verify remediation. General construction details will be included (e.g., install four additional recovery wells, construct a compliance point, install four air injection wells, excavate 3,000 cubic yards of impacted soils, etc.) as well as details of well abandonment and equipment removal. **The corrective action method(s) or technology(ies) will be designed to prevent vapors from entering onsite or adjacent structures.** A remediation timetable including abandonment of wells and removal of equipment will be included with each CAP. The Bureau of Land and Waste Management, UST Program will review each CAP and initiate a public notice period for a maximum of 30 days. The names and addresses of the owners of all impacted properties and all properties located adjacent to the impacted properties are provided in the appendix for each site. The contractor may be required to attend and provide input at one or more public meetings upon request by SCDHEC. Any CAP amendments and modifications arising from public notice must be submitted within 15 days of notification by SCDHEC. The CAPs and any amendments or modifications must be sealed by a qualified Professional Geologist or Engineer registered in the State of South Carolina. The owner/operator of each site and any other affected property owners will be consulted and will approve the location of the corrective action systems. Permanent systems must be enclosed in fenced areas or small buildings.

2. PERMIT APPLICATIONS: Complete and submit all applications for permits (injection, NPDES, BAQC modeling form, thermal treatment, construction, etc.) with the CAP for each site. All submitted applications must comply with the requirements of the respective permitting program. Any required permit changes or corrections will be submitted within 15 days of notification by SCDHEC.

3. INITIAL MONITORING REPORT: An initial monitoring report for each site documenting FPP thicknesses or CoC concentrations in all wells and potentiometric conditions prior to start up must be submitted to the Bureau of Land and Waste Management, UST Program **within 45 days** after award. Copies of the initial monitoring report must be distributed in accordance with Section II.A.8.

   Based on naturally occurring conditions, the FPP thickness or dissolved concentration of petroleum chemicals of concern (CoC) will increase or decrease. For the purposes of this

contract, the total FPP thickness and CoC concentration for the wells included in the bid package may reasonably increase up to 150 percent or decrease as much as 50 percent. If the total FPP thickness or CoC concentration in all wells for any included site increases more than 150 percent based on this initial sampling or if measurable free-phase product that has not been previously documented in any report is detected during the initial sampling event, the contractor may request in writing that the award for that site be canceled. **If either of these conditions occurs, the contractor will contact the UST project manager within two days of problem identification and will submit written documentation within five days of notification.** The contractor will be reimbursed based on the following rate schedule:

Subcontract Costs*	Invoice + 15%
Personnel Mobilization	$ 125.00
Equipment Mobilization	$ 250.00
Groundwater Sample Collection	$ 35.00 each
Gauging Free-phase Product	$ 30.00 per well
Wastewater Disposal	$ 90.00 per drum
CAP Preparation and Assoc. Costs	$6,000.00

* Includes laboratory, drilling, electrical, etc.

The rate schedule above does not apply in the event that the corrective action award is voided due to a breach of contract in accordance with Contract Item II.A.10. The contract will be amended to remove the site in question and the performance bond or irrevocable letter of credit for that site will be returned to the contractor. If the total FPP thickness or CoC concentration in all wells for any included site decreases more than 50 percent based on this initial sampling the SCDHEC may amend the award to remove the site in question. If the contract is amended by SCDHEC to remove a site, the contractor will be notified by certified letter and an invoice for the above outlined items for that site shall be submitted within 20 days from the date of the certified letter. If the corrective action system is started or treatment is performed, the contractor will be required to complete the contract unless circumstances as outlined in Contract Item II.A.11 are encountered. **Once CAP implementation has been initiated under this contract, in the event of a cancellation due to the prescribed circumstances and before any concentration reduction has been achieved, final payment will not exceed 40 percent of the award price under any circumstances as no reduction of CoC concentration has been accomplished.**

4. CORRECTIVE ACTION PLAN IMPLEMENTATION: After completing review of the CAP and all permit applications submitted for each site, the Bureau of Land and Waste Management, UST Program will issue a notice to proceed with CAP implementation. The contractor will implement the CAP within 30 days of receipt of the notice to proceed and any required permit to construct. Disruption to the normal business at the sites will be kept to a minimum. The contractor will repair each site to the condition that existed prior to installation of the corrective action system (e.g., asphalt paved areas will be repaved with asphalt, concrete areas replaced with concrete, grass area will have soil replaced to the original grade and reseeded or sodded with grass, etc.). Upon completion of any required construction, SCDHEC will inspect the system and issue a permit to operate. The contractor will, at all times, keep the sites free from waste materials and rubbish related to the corrective action. Until completion of the corrective action, the contractor will keep the premises in a clean, neat and workmanlike condition satisfactory to SCDHEC. All

soil and wastewater generated on site will be removed from the each site promptly. Manifests documenting the proper disposal of the soil and wastewater must be included in the appropriate report.

Implementation of the CAPs is not authorized until the contractor receives correspondence from the UST Program indicating that the required public notice period has been successfully completed and all permits have been issued. If premature implementation occurs, the UST Program will not reimburse those costs from the SUPERB Account, and the bid award will be reduced by that amount. If the SCDHEC agrees with early implementation to better protect human health in an emergency and provides approval in writing, early implementation without any reduction to the corrective action amount will be authorized.

5. PROPERTY ACCESS: Gain access to the adjacent properties to sample monitoring wells and to install any corrective action equipment, as required. The contractor will repair the adjacent properties to the conditions that existed prior to installation of the corrective action system (e.g., asphalt paved areas will be repaved with asphalt, concrete areas will be replaced with concrete, grass areas will have soil replaced to the original grade and reseeded or sodded with grass, etc.). The Contractor will be responsible for any equipment/wells installed on adjacent properties. Costs to repair/replace components of the remediation system damaged due to the actions of adjacent property owners cannot be paid by the SUPERB Account.

6. SYSTEM START-UP: The Contractor will initiate system startup within 15 days of receipt of the Permit to Operate, if required. Remediation as defined in the CAP for each site will begin upon system startup. **If any problem with CAP implementation occurs, the contractor will contact the UST project manager for the site within 24 hours of problem identification and will submit written documentation within five days of notification.** ***NOTE: Free-phase product is present at these sites. The application of corrective action technologies or natural fluctuations in the water table can result in the mobilization or possible appearance of additional free-phase product or elevated CoC concentrations in the monitoring wells***

7. REPORTING: Complete and submit a corrective action system evaluation (CASE) report on a quarterly basis. Deliver one copy of each report to: SCDHEC, Bureau of Land and Waste Management, UST Program, 2600 Bull Street, Columbia, SC 29201. A copy of each report for each site in the appendices must be delivered to the parties listed on the Distribution List included in the appendix for each site. The first quarter CASE report for each site is due within 90 days of the permit to operate. The CASE reports must include:

   A. A narrative portion that documents current site conditions, verification of system operation or CAP implementation, and system effectiveness in achieving the remediation goals (e.g., removal of FPP, reducing CoC to the SSTLs) as outlined in the CAP. Any system down time and the associated reason(s) will be included in the report.
   B. Conclusions and recommendations based on the reported data.
   C. Groundwater laboratory analytical data for all monitoring wells in the following format (additional parameters such as dissolved oxygen may be required):

Analytical Data (µg/l)

Monitoring Well	Date	Benzene	Toluene	Ethylbenzene	Xylenes	MTBE	Naphthalene
MW-1	7/15/97 10/15/97	145 140	200 190	146 140	1,000 900	170 50	47 165
MW-2	7/15/97 10/15/97	580 480	800 90	300 257	1,000 912	60 50	20 19

D. Groundwater potentiometric data for all monitoring wells in the following format:

Groundwater Data (feet)

Monitoring Well	Date	TOC Elevation	TOC to GW	TOC to FP	FP Thickness	GW Elevation
MW-1	7/15/97 10/15/97	98.0 98.0	17.54 17.90			80.46 80.10
MW-2	7/15/97 10/15/97	100.0 100.0	20.50 21.50	20.47 21.48	0.03 0.02	79.50 78.50

E. A groundwater elevation contour map of the site based on current groundwater potentiometric data.

F. A CoC map based upon current groundwater laboratory analytical data. The groundwater data should be adjacent to the relevant monitoring well using the following format (additional parameters such as dissolved oxygen may be required):

MW - Number
Benzene (µg/l)
Toluene (µg/l)
Ethylbenzene (µg/l)
Xylenes (µg/l)
MTBE (µg/l)
Naphthalene (µg/l)

G. Calculation of CoC concentration reduction as outlined in Contract Item II.A.9.

H. A copy of the SCDHEC approval letter and manifests for any contaminated soil and groundwater removed from the site for treatment and/or disposal.

I. Additional data required by permits (e.g., air analyses, wastewater effluent analyses and amounts, etc.). The data should be reported on a form or in a format specified in the permits, and attached to the monitoring report as an addendum.

All rehabilitation activities associated with the UST releases must be performed by a SCDHEC Certified Class I Site Rehabilitation Contractor. All air, soil, and groundwater analyses must be performed by a South Carolina certified laboratory. The corrective action monitoring reports must be sealed by a Professional Engineer or Geologist registered in the State of South Carolina. All monitoring wells, water supply wells, and surface water locations associated with each release will be sampled on a quarterly basis for the first year following implementation/system start-up. CASE reports must be submitted in accordance with the established monitoring schedule regardless of the operational status of the corrective action system. Thereafter, the number of monitoring wells sampled may be reduced or the interval between CASE reports may be lengthened upon clear demonstration of CoC reduction, unless restricted by permit requirements. Approval of any reduction in the number of wells to be sampled or change in the interval between submittal of CASE reports is at the sole discretion of SCDHEC. Any approval to reduce the number of wells sampled or the frequency of sampling must be in writing from the UST Program. SCDHEC may require data to be reported on a form or in a specific format. The contractor will be provided with the proper report forms and format prior to system startup. The contractor will be notified of any revisions to the report forms or format 90 days prior to the due date for the next CASE report.

8. GROUNDWATER & ADDITIONAL SAMPLING: Collect one (1) water sample per monitoring event for all monitoring wells, water supply wells, and surface water locations associated with the release for each site (see Appendix A). If free-phase product appears that was not documented in the baseline data, the thickness of product and depth to groundwater must be recorded to the nearest 0.01 foot. If required, the well shall be purged prior to sampling and pH, temperature, dissolved oxygen, and specific conductance recorded. For those monitoring wells where the water level is within the screened interval, groundwater samples should be collected without purging. For those monitoring wells where the water level is not within the screened interval, purging must be conducted. All water supply wells must be purged prior to sampling. Purging is considered complete once three well volumes have been removed or the pH, temperature, dissolved oxygen, and specific conductance have equilibrated, yielding two consecutive readings with all parameters within ± 10 percent, whichever comes first. Sampling logs should note all field measurements, as well as the location and type of each sample submitted for laboratory analysis. Each groundwater sample will be collected in accordance with established QA/QC protocol and submitted to a certified laboratory for analysis. The samples must be analyzed for the parameters listed in the appendix for each site.

   Additional samples (air, groundwater, effluent, soil) required by permits must be collected in accordance with established QA/QC protocol and submitted to a certified laboratory for analysis. The samples will be analyzed for parameters stipulated in the permits. Sampling and analytical data for each sample (e.g., field sampling logs, chain of custody forms, certificates of analysis, and the lab certification number) will be included in the CASE report.

9. DISPOSAL: Properly dispose of all contaminated soil and groundwater generated during the implementation of the CAP and installation of verification wells for each site. The disposal facility selected for treatment and disposal of any contaminated soil and groundwater must be a SCDHEC-approved facility. The owner/operator of the UST facility is considered the generator for any contaminated soil and groundwater. The contractor must document disposal of

contaminated soil and groundwater in the CASE reports.

10. QUALITY ASSURANCE: If the remediation technology is in-situ (e.g., pump and treat, air sparging, vapor extraction): suspend operation of the system once the remediation goals for FPP and all CoC have been maintained for a period of 30 days. Samples are to be taken one (1) quarter after the date established by the SCDHEC as the start of the post-remediation verification period and again after a second quarter. Along with the parameters listed in the appendix for each site, the groundwater samples should also be analyzed for the following parameters:

Analyte	Analytical Method*	Reporting Limit (µg/l)
Dissolved Oxygen	SM4500-O G	500
Ferrous Iron	SM3500-Fe D	30
Methane	Kerr	1000
Nitrate	9056/9210	100
Sulfate	9038/9056	1000

*or EPA equivalent method that can achieve the same reporting level

If sample results indicate that the remediation goals are not sustained, the contractor must submit a corrective action status report (3 copies) that outlines the deficiency(ies) and offers recommendations for achieving the remediation goals with a revised timetable. Modifying and restarting of the system may be necessary. All remediation goals must be again maintained for a minimum of 30 days. Corrective action will then be suspended again and samples taken to verify that remediation goals are sustained. This cycle of activity, including status reports, will be repeated until all CoC levels remain below SSTLs for all wells listed in the appendix for each site for two (2) consecutive quarters. Verification wells may be installed at locations and depths designated by SCDHEC (See Appendices for number of verification wells for each site). Costs for verification well installation are considered part of the Cleanup Cost. Each well will be sampled in accordance with Contract Item III.B.8 and the analyses compared to the calculated SSTLs for the CoC at that well location. If the laboratory analyses are at or below the SSTLs, corrective action will be considered complete. If any analyte is above the SSTL, the corrective action will not be considered complete, and the activity cycle described above must be repeated until all CoC levels remain below SSTLs for those wells listed in the appendix for that site. Split or duplicate samples may be collected by SCDHEC (or its subcontractors) to verify achievement of remediation goals. In addition to the groundwater collected from the monitoring wells, the UST Program may provide up to three standards or prepared blanks for the contractor's laboratory to analyze. The laboratory analysis from the contractor's and the UST Program's laboratory will be compared. In the event of substantial variance (more than 15%), a second sampling event with field and trip blanks will be sent to a SC certified laboratory by the UST Program for analysis. The contractor will be notified when the wells will be resampled, can observe this second sampling event, and will be provided analytical results for comment.

SCDHEC Laboratory Certification will be provided copies of all sample data sets with all relevant quality assurance/quality control data to assist the UST program in determining the cause of a laboratory variation. The Director of the Assessment and Corrective Action Division will make the final decision on which analytical values will be the basis for payment or closure with input from the site rehabilitation contractor, SCDHEC Laboratory Certification, the UST Section Manager, and the UST Project Manager. The site rehabilitation contractor will be provided a written record of any decision. **At least two weeks notice will be provided to the UST Project Manager prior to mobilizing to the site for sampling to verify attainment of remediation goals.** Costs for transportation and analysis of split or duplicate samples will be paid by SCDHEC.

11. DEMOBILIZATION: Disassemble and remove the remediation system and all associated remediation items including utilities from each site within 60 days of notification by SCDHEC that the remediation goal for the release associated with the UST(s) at each site has been achieved. Disruption to the site's normal busine ss will be kept to a minimum.

12. SITE RESTORATION: Properly abandon all monitoring, recovery, and/or injection wells (including pre-existing wells), borings, trenches, and piping/utility runs installed by the contractor as part of corrective action within 60 days of notification by SCDHEC that the remediation goal for the release associated with the UST(s) at the site has been achieved. The abandonment will be in accordance with South Carolina Well Standards and Regulations R. 61-71 and accepted industry standards for abandonment of trenches and piping/utility runs. Disruption to the property owner's normal business will be kept to a minimum. The contractor must notify SCDHEC of the method of well abandonment and final disposal of any contaminated soil or groundwater. The contractor will return the site to the condition prior to corrective action (e.g., asphalt paved areas will be repaved with asphalt, concrete areas will be replaced with concrete, grass areas will have soil replaced to the original grade and reseeded or sodded with grass, etc.).

13. COMPLETION NOTICE: The Contractor shall provide the SCDHEC with written notice at least two weeks prior to Completion. This will allow the Project Manager and Contractor time to jointly inspect the project and, if necessary, make a Completion Punch List of work to be finished. Items on the Punch List may include, but are not limited to well abandonment, pavement repair, debris removal, etc. The date of Completion will be determined by the Project Manager when all Punch List work is completed.

IV. BID AWARD

A. ACCEPTANCE and DELIVERY STATEMENT

In compliance with the solicitation and subject to all conditions thereof, the offeror agrees, if this bid is accepted within _____ days from date of opening, to complete the corrective action as specified at the prices set forth for all sites as stated below.

For the purpose of this submittal and acceptance of financial approval should it occur, I certify that this company understands the nature of the releases and the geologic conditions at these sites as documented in the technical files and this solicitation. **Any quantities listed in the corrective action method(s) below are estimates and changes to those quantities or to the listed method(s) will not affect the bid price.** Additionally, I certify that this company understands that acceptance is based on total cost to treat the areas of concern.

_____ Certification No. _____
Contractor (Print)

_____ _____
Authorized Representative (Print) Signature

B. CORRECTIVE ACTION SOLICITATION RESPONSE

Please respond to the following questions. :

SITE A –Handy Pantry # 65, (UST Permit #07584), 2367 Taylor St., Columbia, South Carolina. Cloud's Chevron, (UST Permit #07777 & 12352), 1600 Two Notch Rd., Columbia, South Carolina.

1. The corrective action method(s) or technology(ies) that will be proposed in the CAP will be:

_____
_____
_____

2. The Corrective Action Completion Time, in months, to complete the corrective action from the date of corrective action system startup until corrective action goals are met is _____ months.

3. The Corrective Action Cost, in dollars, regardless of the type, quantity, or duration of the permitted technology applied, to treat the area of concern (see Attachment A, Figure # 8-11) such that the thickness of free-phase product does not exceed .01 foot and the levels of CoC do not exceed the site-specific target levels (SSTLs) defined in Contract Item II.A.9.C at any point, complete all associated monitoring and post-remediation verification, prepare all plans, reports, and correspondence; obtain and meet all terms and conditions of all required permits and licenses; design, install, monitor, operate, maintain, and when completed, properly abandon or remove all assessment and remediation items installed as part of corrective action; provide evidence of performance bond; and other items outlined in this solicitation is: $_____

SOUTH CAROLINA DEPARTMENT OF HEALTH AND ENVIRONMENTAL CONTROL

BID NUMBER: IFB-29751-4/25/06-EMW

PLEASE READ THE FOLLOWING CAREFULLY PRIOR TO COMPLETING BID

INSTRUCTIONS TO BIDDERS

DISCUSSIONS AND NEGOTIATIONS: By submission of a bid, bidder agrees that during the period following issuance of this solicitation and prior to notification of intent or award of a contract, the bidder shall not discuss this procurement with any party except members of the DHEC Procurement Division or other parties designated in this solicitation. Bidder shall not discuss or attempt to negotiate with the using area or program any aspects of the procurement without prior approval of the DHEC Procurement Division Buyer responsible for the procurement. Infractions may result in rejection of the violator's bid.

1. Unless otherwise required herein, only one signed copy of the invitation to bid is required.
2. Bids "faxed" directly to the DHEC Procurement Office will not be accepted or considered for award.
3. Bids, amendments thereto or withdrawal request must be received by the time advertised for bid opening. It is the bidder's sole responsibility to insure that these documents are received by the person (or office) at the time indicated in this solicitation document. DHEC Underground Storage Tank Environmental Remediation Procedures shall govern any withdrawal request received after the time of the bid opening.
4. When specifications or descriptive papers are submitted with the bid submission, enter bidder's name thereon.
5. Submit your signed bid on this form. Show the bid number on the envelope as instructed. DHEC assumes no responsibility for unmarked or improperly marked envelopes. All envelopes received showing a bid number are placed directly under locked security until the date and time of opening. Do not include more than one bid invitation per envelope. If directing any other correspondence, address the envelope to the Procurement Officer but do not include the bid number on the envelope since it does not include your bid.
6. Bidders must clearly mark as "CONFIDENTIAL" each part of their bid which they consider to be proprietary information that could be **exempt from disclosure** under Section 30-4-40, Code of Laws of South Carolina 1976 (1986 Cum. Supp.; Freedom of Information Act). If any part is designated as confidential, there must be attached to that part an explanation of how this information fits within one or more categories listed in Section 30-4-40. DHEC reserves the right to determine whether this information should be exempt from disclosure and no legal action may be brought against the State, DHEC or its agents for its determination in this regard.
7. By submission of a bid, **you are guaranteeing** that all goods and services meet the requirements of this solicitation during the contract period.
8. **Tie bids** will be resolved as outlined in DHEC Underground Storage Tank Environmental Remediation Procedures.
9. **Do not include any taxes** that DHEC may be required to pay in the bid price. Upon submission of a bid by a state agency, the Procurement Officer will compute a 5% sales and use tax to the non-state agency bids when applicable (service and labor excluded) in determining the low bidder. This procedure conforms to the SC Tax Commission Sales and Use Tax Regulation 117-174-.95.
10. **Correction of errors on this bid form:** All prices and notations should be printed in ink or typewritten. Errors should be crossed out, corrections entered and initialed by the person signing the bid. Erasures or use of typewriter correction fluid may be cause for rejection. No bid shall be altered or amended after the time specified for the bid opening.
11. **Ambiguous bids** that are uncertain as to terms, delivery, quantity, or compliance with this solicitation may be rejected or otherwise disregarded.
12. Any bidder desiring to exercise a grievance may do so under section IV of DHEC Underground Storage Tank Environmental Remediation Procedures. All correspondence should be directed to the Director of Procurement Services, Bureau of Business Management, 2600 Bull Street, Columbia, SC 29201.
13. **Failure to respond** to three consecutive bid notices may result in removal of bidder's name from the mailing list.

GENERAL PROVISIONS

14. DHEC reserves the right to reject any and all bids, and to cancel this solicitation.
15. **Unit prices** will govern over extended prices unless otherwise stated in this solicitation.
16. **Prohibition of Gratuities:** Amended section 8-13-420 of the 1976 Code of Laws of South Carolina States: "Whoever gives or offers to any public official or public employee any compensation, including a promise of future employment, to influence his action, vote, opinion or judgment as a public official or public employee or such public official solicits or accepts such compensation to influence his action, vote, opinion or judgment shall be subject to the punishment as provided by Section 16-9-210 and Section 16-9-220. The provisions of this section shall not apply to political contributions unless such contributions are conditioned upon the performance of specific actions of the person accepting such contribution nor shall they prohibit a parent, grand-parent or relative from making a gift to a child, grandchild, or other close relative for love and affection except as hereafter provided".

17. **Bidder's Qualification:** Bidders must, upon request of DHEC, furnish satisfactory evidence of their ability to furnish products or services in accordance with the terms and conditions of these specifications. DHEC reserves the right to make the final determination as to the bidder's ability to provide the products or services requested herein.
18. **Bidder's Responsibility:** Each bidder shall fully acquaint himself with conditions relating to the scope and restrictions attending the execution of the work under the conditions of this solicitation. It is expected that this will sometimes require on-site observation. The failure or omission of a bidder to acquaint himself with existing conditions shall in no way relieve him of any obligation with respect to this bid or to the subsequent contract.
19. **Amendments:** All amendments to and interpretations of this solicitation shall be in writing from the DHEC Procurement Office. Neither DHEC nor the Procurement Officer shall be legally bound by any amendment or interpretation that is not in writing.
20. **Award Criteria:** Award shall be as indicated herein to the lowest responsible and responsive bidder whose bid meets the requirements and criteria set forth in this solicitation. Award may take longer than fourteen days. A copy of the award notice should be posted on the Procurement Bulletin Board located at 2600 Bull Street in the Aycock Building directly across from the Personnel Division and next to the Bureau of Business Management Procurement Services Division.
21. **Rejection:** DHEC reserves the right to reject any bid that contains prices for individual items or services that are unreasonable when compared to the same or other bids if the rejection is in the best interest of the State.
22. **Competition:** This solicitation is intended to promote competition. If the language, specifications, terms and conditions, or any combination thereof restricts or limits the requirements in this solicitation to a single source, it shall be the responsibility of the interested bidders to notify the DHEC Procurement Office in writing so as to be received five days prior to the opening date. Notification may be "faxed" to the DHEC Procurement Office, (803) 734-4874. The solicitation may or may not be changed but a review of such notification will be made prior to award.
23. **Order of Precedence:** In the event of inconsistency between provisions of this solicitation, the inconsistency shall be resolved by giving precedence in the following order; (A) the bidding schedule, (B) the specifications, (C) general conditions, (D) special provisions or special conditions of the contract whether incorporated by reference or otherwise, and (E) instruction to bidders.

GENERAL CONDITIONS

24. **Contract Administration:** Questions or problems arising after award of this solicitation/contract shall be directed to the DHEC Procurement Office, 2600 Bull Street, Columbia, SC, 29201. Reference the solicitation and contract number.
25. **Default:** In case of default by the contractor, DHEC reserves the right to purchase any or all items in default in the open market, charging the contractor with any additional costs. The defaulting contractor shall not be considered a responsible bidder until the assessed charge has been satisfied.
26. **Save Harmless:** (This General Condition does not apply to solicitations for service requirements). The successful bidder shall indemnify and save harmless the State of South Carolina and DHEC and all its officers, agents and employees from all suits or claims of any character brought by reason of infringing on any patent, trade mark or copyright. The bidder shall have no liability to DHEC if such patent, trademark or copyright infringement or claim is based upon the bidder's use of material furnished to the bidder by the State.
27. **Publicity Releases:** By submission of a bid, the contractor agrees not to refer to award of this contract in commercial advertising in such a manner as to state or imply that the products or services provided are endorsed or preferred by DHEC or user.
28. **Tax Credit Availability:** Bidders interested in income tax credit availability by subcontracting with Certified Minority Firms should contact the Office of Minority Business Assistance, 1205 Pendleton Street, Columbia, SC, 29201. (803-734-0562)
29. **Affirmative Action:** The successful bidder will take affirmative action in complying with all Federal and State requirements concerning fair employment and employment of the handicapped, and concerning the treatment of all employees, without regard or discrimination by reason of race, color, religion, sex, national origin or physical handicap.
30. **Assignment:** Unless otherwise indicated in this solicitation, no contract or its provisions may be assigned, sublet, subcontracted, or transferred without the prior written consent of the DHEC Procurement Office.
31. **Termination:** Any contract resulting from this solicitation may be terminated by DHEC by providing a thirty-day advance notice in writing to the successful contractor.
32. **Non-Appropriations:** Any contract entered into by DHEC resulting from this solicitation shall be subject to cancellation without damages or further obligation when funds are not appropriated or otherwise made available to support continuation of performance in a subsequent fiscal period or appropriated year.
33. **Convenience:** In the event that this contract is terminated or canceled upon request and for the convenience of DHEC without the required thirty days advance written notification, then DHEC shall negotiate reasonable applicable termination costs.

34. **Cause:** Any contract resulting from this solicitation may be terminated without advance notice by DHEC for cause, default or negligence on the part of the successful contractor.

35. **S.C. Law Clause:** Upon award of a contract under this bid, the person/partnership, association or corporation to whom the award is made must comply with the laws of South Carolina which require such person or entity to be authorized and/or licensed to do business with this State. Notwithstanding the fact that applicable statutes may exempt or exclude the successful bidder from requirements that it be authorized and/or licensed to do business in this State. By submission of a bid, the bidder agrees to subject himself to the jurisdiction and process of the courts of the State of South Carolina as to all matters and disputes arising or to arise under the contract and the performance thereof, including any questions as to the liability for taxes, licenses or fees levied by the State of South Carolina.

36. **Quality of Product:** (This general condition does not apply to solicitations for printing or service requirements.) Unless otherwise indicated in this solicitation, it is understood and agreed that any item offered or shipped as a result of this solicitation shall be new and in first class condition, that all containers shall be new and suitable for storage or shipment, and that prices include standard commercial packaging. If items that are other than new (i.e., remanufactured or refurbished) are desired to be bid, the bidder must obtain written permission to bid such items at least five days in advance of the bid opening date. Written permission must be obtained from the DHEC Procurement Office.

37. **Compliance with Federal Requirements:** S.C. State or Federal requirements that are more restrictive shall be followed in bidding, awarding and performance of this contract.

38. **Drug-Free Workplace:** Required by Section 44-107-10 (Drug Free Work-Place Act) of the SC Code of Laws, 1976, as amended. By submission of a bid, the bidder certifies that he will comply with all aspects of the Drug-Free Workplace Act and will not engage in the unlawful manufacture, distribution, dispensation, possession or use of a controlled substance in the performance of this contract. This certification also applies to any individual or firm employed by the contractor.

39. **Confidentiality Policy:** The successful contractor agrees to abide by DHEC's policy of confidentiality which states in part that all information as to personal facts and circumstances given or made available to employees and/or contractors of DHEC in administration of programs shall be held confidential and shall not be divulged without the express written consent of the individual(s) to which it pertains.

40. **Item Substitution:** No substitution of items will be allowed on any purchase made from the awarded contract without written permission from the DHEC Procurement Office.

41. **Outside Contractor Program:** If applicable to scope of contract, contracted employees working on DHEC properties are entitled to information about hazardous chemicals present at DHEC; and DHEC's personnel are entitled to information about hazardous chemicals brought to the facilities by contractors. In order to assure continued compliance with the Hazard Communication Standards while contractors are on DHEC property and to control potential compliance obligations under the Superfund Amendments and Re-authorization Act, it is DHEC's policy to:

    A. Obtain written assurance that the contractor's employees have been trained to understand the hazards of the chemicals at DHEC and how to use appropriate personal protective equipment. All personal protective equipment and training required for the contractor's employees will be provided by the contractor at the contractor's expense. (This includes SC State General Services employees).

    B. Require the contractor to notify the DHEC Bureau of Business Management or the appropriate DHEC unit Director when introducing hazardous chemicals into DHEC work areas, which may harmfully expose DHEC employees. If the contractor is introducing such hazardous chemicals into any DHEC facility or onto DHEC property, the contractor shall provide the DHEC Division of Procurement Services or the DHEC unit Director copies of the Material Safety Data Sheets (MSDS) for those chemicals. The DHEC Division of Procurement Services or the DHEC unit Director should provide appropriate information to the DHEC employees before the contractor(s) enter any DHEC facility with chemicals.

    C. DHEC reserves the right to refuse to allow any contractor to bring any chemical onto DHEC property. The Department also reserves the right to refuse to allow any contractor to bring certain quantities of chemicals on DHEC property.

Appendix A

UST # 07584, Handy Pantry # 65/ University Mart
UST # 07777/ UST # 12352, Cloud's Chevron
Richland County

Distribution List for Plans and Reports

Richard E. Fay
2020 Charlotte Plaza
201 South College St.
Charlotte NC 28244-2020

Mr. Pete Overton
Acme Petroleum and Fuel Company
543 Cox Rd. Ste. C
Gastonia SC 28054

Mrs. Wallace Scott
76 Whiteford Way
Lexington SC 29072

Mr. Andrew Diggins
Providence Hospital
2345 Forest Dr.
Columbia SC 29204

Ms. Bette Gordon Bateman
c/o Jesse T. Reese
PO Box 1026
Columbia, SC 29201

W.L. Boyd III
455 Alexander Cir.
Columbia SC 29206

James A. & Marilyn L. Bundrick
217 Palmer Dr.
Lexington SC 29072

Mr. James Morrison Jr.
1014 Laurens St.
Columbia SC 29201

Pope D Johnson III
McCutchen Blanton Johnson & Barnette LLP
PO Drawer 11209
Columbia SC 29211-1209

Mr. Mahesh Patel
Fast Point Food Stores
2811 Reidville Rd. Ste. 11
Spartanburg SC 29301-3227

(Distribution List Continued)

Mr. Joe T. Suddeth
302 Biddle Rd.
Columbia SC 29212

Chang Moon Sueng
2358 Taylor St.
Columbia SC 29204

Dr. David H. Swinton
Benedict College
1600 Harden St.
Columbia SC 29204

Sylvan Food Systems Inc.
1245 Boston Ave
West Columbia SC 29170

Ms. Linda Warren
1527 Lyon St.
Columbia SC 29204

Gilbert Walker
Columbia Housing Authority
PO Box 4307
Columbia SC 29204

UST # 07584, Handy Pantry # 65/ University Mart
UST # 07777/ UST # 12352, Cloud's Chevron
Richland County

Table of Current CoC Concentrations in Groundwater

CoC concentrations requiring reduction in parts per billion (µg/l) based on April 19-21 and May 17-18, 2005 sampling and gauging:

Table A- BTEX, Naphthalene, MtBE, EDB

Well	Free Product Thickness	Benzene	Toluene	Ethylbenzene	Xylene	Naphth.	MtBE	EDB
MW-1	NA	<1	<1	<1	<1	<5	<1	<0.02
MW-2	NA	5900	11,000	1800	12,000	570	3200	39
MW-3	0.19'	15,000	27,000	3500	19,000	1500	37,000	230
MW-4	NA	<1	<1	<1	<1	<5	7.9	0.074
MW-5	NA	<100	3600	2300	8300	710	<100	0.84
MW-6	NA	13	<1	<1	60	<5	<1	<0.02
MW-7	NA	<1	<1	<1	<1	<5	<1	<0.02
MW-8	NA	<1	<1	<1	<1	<5	<1	<0.02
MW-9	NA	3100	9800	2100	11,000	1000	<10	0.15
MW-10	0.07'	12,000	17,000	2700	13,000	990	540	0.23
MW-11	NA	<25	230	<25	<25	<130	<25	<0.02
MW-12	NA	25	230	25	25	130	25	0.02
MW-13	NA	<1	<1	<1	<1	<5	<1	<0.02
MW-15	NA	210	520	230	720	190	<1	<0.02
MW-16	NA	<1	16	5	36	31	<1	<0.02
MW-17	0.02'	3500	28,000	3600	20,000	1800	<200	<0.02
MW-18	0.03'	18,000	37,000	3200	17,000	1300	6400	1.6
MW-19	NA	23,000	48,000	3600	20,000	1300	4200	1.7
MW-20	NA	19,000	36,000	3200	18,000	1400	7200	<0.02
MW-22	NA	24,000	39,000	5000	27,000	4600	780	<0.02
MW-23	NA	8100	19,000	1800	9700	<1000	1600	1.3
MW-24**	NA	1340	1520	98	1730	66.5	610	26.3
MW-25	NA	1600	6200	850	4400	260	17	<0.02
MW-26	NA	<1	<1	<1	<1	<5	<1	<0.02
MW-27**	NA	<1	<1	<1	<1	<5	<1	11.1
MW-28	NA	360	970	96	490	<250	<50	<0.02
MW-29	NA	<100	<100	<100	<100	3500	<100	<0.02
MW-30	NA	<1	<1	<1	<1	<5	<1	0.11
MW-31	NA	20	53	21	260	51	<1	<0.02
MW-32	NA	400	14,000	520	18,000	170	<5	0.088
MW-33	NA	410	1600	290	1400	<100	50	<0.02
MW-34	NA	250	870	180	1700	360	<10	0.16
MW-35	NA	12,000	22,000	3200	15,000	1200	1300	3.20
MW-36	NA	140	310	320	1400	120	<1	<0.02
MW-37	NA	360	360	44	170	15	160	0.097
MW-38	NA	<1	<1	<1	<1	<5	<1	<0.02
MW-39	NA	3100	17,000	2600	13,000	830	<25	0.29
MW-40	NA	840	740	690	1900	500	<1	0.22
MW-41	NA	<1	<1	<1	<1	<5	<1	<0.02
MW-42	NA	<1	<1	<1	<1	5.4	<1	<0.02
MW-43	NA	<1	<1	<1	<1	<5	<1	<0.02
MW-44	NA	<1	<1	<1	<1	<5	<1	<0.02
MW-45	NA	<1	<1	<1	<1	<5	<1	<0.02
MW-46	NA	<1	12	<1	<1	5.2	<1	<0.02
MW-47	NA	<1	14	<1	<1	<5	<1	2.40
MW-48	NA	<1	<1	<1	<1	<5	<1	1.60

UST # 07584, Handy Pantry # 65/ University Mart
UST # 07777/ UST # 12352, Cloud's Chevron
Richland County

Well	Free Product Thickness	Benzene	Toluene	Ethylbenzene	Xylene	Naphth.	MtBE	EDB
MW-49	NA	<1	18	<1	<1	<5	<1	0.33
MW-50	NA	<1	13	<1	<1	<5	<1	<0.02
MW-51	NA	<1	<1	<1	<1	<5	<1	<0.02
MW-52	NA	<1	<1	<1	<1	<5	<1	<0.02
MW-53	NA	<1	<1	<1	<1	<5	<1	0.73
MW-54	NA	970	2900	460	2200	1100	1500	2.70
MW-55	NA	440	<1	27	<1	39	410	0.11
MW-56	NA	76	<1	<1	<1	5.4	<1	<0.02
MW-57	NA	12,000	12,000	2000	8200	<1000	2000	3.30
MW-58	NA	5300	110	960	160	490	630	2.00
MW-59	NA	<1	<1	<1	<1	<5	<1	0.25
MW-60**	NA	1	<1	<1	<1	<5	<1	<0.02
MW-61	NA	<1	<1	<1	<1	<5	<1	<0.02
MW-62	NA	<1	<1	<1	<1	<5	<1	<0.02
MW-63	NA	<1	<1	<1	<1	<5	<1	<0.02
MW-64	NA	390	13	51	<1	56	100	<0.02
MW-65	NA	140	31	78	88	45	6	<0.02
MW-66	NA	<1	<1	<1	27	8.6	<1	<0.02
MW-67	NA	<1	<1	<1	<1	<5	<1	<0.02
MW-68	NA	<1	<1	<1	<1	<5	<1	<0.02
MW-69	NA	<1	<1	<1	<1	<5	<1	<0.02
MW-70	NA	<1	<1	<1	<1	<5	<1	<0.02
MW-5aR	NA	27,000	31,000	2500	14,000	1000	9900	0.19
PW-1R	NA	8300	6800	1800	8100	770	290	7.60
RW-1R	NA	1600	<10	230	<10	14	130	0.54
DW-1	NA	<1	<1	<1	<1	<5	<1	<0.02
DW-2	NA	<1	<1	<1	<1	<5	<1	<0.02
DW-3	NA	350	360	64	220	<5	230	0.06
DW-4**	NA	74	380	102	524	48	11.5	1.46
DW-5	NA	99	240	160	600	89	<1	6.10
DW-6	NA	<1	<1	<1	<1	<5	<1	<0.02
DW-7	NA	40	<2	<2	<2	<10	20	0.14
DW-8	NA	<1	<1	<1	<1	<5	<1	<0.02
DW-9	NA	<1	5	<1	<1	<5	<1	<0.02
SW-1	NA	370	110	41	100	9	160	<0.02

* CoC concentations may vary due to seasonal fluctuations in the groundwater.

** Monitoring well was either covered or destroyed and not sampled. Concentrations are from the April 2005 sampling event. Well will be replaced.

The above analytical data is provided for informational purposes. Baseline CoC concentrations will be set at the levels detected after the removal of Free Phase Product.

Table B- Oxygenates

Well	ETBE	TAME	TBA	Ethanol	TAA	TBF	ETBA	DIPE
MW-1	<5	<5	<25	<100	<25	<25	<25	<5
MW-2	<130	<130	<630	<2500	2800	<630	<630	250
MW-3	<250	540	<1300	<5000	12,000	<1300	<1300	1100
MW-4	<5	<5	<25	<100	<25	<25	<25	<5
MW-5	<500	<500	<2500	<10,000	<2500	<2500	<2500	<500
MW-6	<5	<5	<25	<100	<25	<25	<25	<5
MW-7	<5	<5	<25	<100	<25	<25	<25	<5
MW-8	<5	<5	<25	<100	<25	<25	<25	<5
MW-9	<50	<50	<250	<1000	<250	<250	<250	71
MW-10	<130	230	<630	<2500	<630	<630	<630	1700
MW-11	<130	<130	<630	<2500	<630	<630	<630	<130
MW-12	<5	<5	<25	<100	<25	<25	<25	<5
MW-13	<5	<5	<25	<100	<25	<25	<25	<5
MW-15	<5	<5	<25	<100	<25	<25	330	5.4
MW-16	<5	<5	<25	<100	<25	<25	<25	<5
MW-17	<1000	<1000	<5000	<20,000	<5000	<5000	<5000	<1000
MW-18	<1000	<1000	<5000	<20,000	<5000	<5000	<5000	2800
MW-19	<1000	<1000	<5000	<20,000	<5000	<5000	<5000	2300
MW-20	<1000	<1000	<5000	<20,000	<5000	<5000	<5000	2800
MW-22	<1000	<1000	<5000	<20,000	<5000	<5000	<5000	1900
MW-23	56	<1000	<25	<100	<25	<25	<5000	<1000
MW-24**	<1	60	<10	<100	4890	<10	1150	449
MW-25	<5	<5	<25	<100	<25	<25	<25	110
MW-26	<5	<5	<25	<100	<25	<25	<25	<5
MW-27**	<1	<1	<10	<100	<10	<10	<10	<5
MW-28	<250	<250	<1300	<5000	<1300	<1300	<1300	2600
MW-29	<500	<500	<2500	<10,000	<2500	<2500	3100	<500
MW-30	<5	<5	<25	<100	<25	<25	<25	<5
MW-31	<5	<5	<25	<100	<25	<25	120	<5
MW-32	<25	<25	<130	<500	<130	<130	<5000	<25
MW-33	<5	<5	<25	<500	<130	<25	<500	120
MW-34	<50	<50	<250	<1000	5300	<250	2800	<50
MW-35	<5	<1000	<5000	<100	<25	<25	<5000	1300
MW-36	<5	<5	<25	<100	<500	<25	<500	<5
MW-37	<5	12	<25	<100	330	<25	45	52
MW-38	<5	<5	<25	<100	<25	<25	<25	<5
MW-39	<130	<130	<630	<2500	630	<630	<630	<130
MW-40	<5	<5	<25	<100	<25	<25	1500	25
MW-41	<5	<5	<25	<100	<25	<25	<25	<5
MW-42	<5	<5	<25	<100	<25	<25	<25	<5
MW-43	<5	<5	<25	<100	<25	<25	<25	<5
MW-44	<5	<5	<25	<100	<25	<25	<25	<5
MW-45	<5	<5	<25	<100	<25	<25	<25	<5
MW-46	<5	<5	<25	190	<25	<25	<25	<5
MW-47	<5	<5	<25	<100	<25	<25	<25	<5
MW-48	<5	<5	<25	<100	<25	<25	<25	<5
MW-49	<5	<5	<25	<100	<25	<25	<25	<5
MW-50	<5	<5	<25	<100	<25	<25	<25	<5
MW-51	<5	<5	<25	<100	<25	<25	<25	<5
MW-52	<5	<5	<25	<100	<25	<25	<25	<5
MW-53	<5	<5	33	<100	270	<25	60	<5
MW-54	<50	<50	<250	<1000	650	<250	<250	<50

UST # 07584, Handy Pantry # 65/ University Mart
UST # 07777/ UST # 12352, Cloud's Chevron
Richland County

Well	ETBE	TAME	TBA	Ethanol	TAA	TBF	ETBA	DIPE
MW-55	<5	14	130	<100	1400	<25	82	83
MW-56	<5	<5	<25	<100	46	<25	<25	7.4
MW-57	<1000	<1000	<5000	<20,000	8200	<5000	<5000	1200
MW-58	87	88	<250	<1000	3500	<250	500	670
MW-59	<5	<5	<25	<100	<25	<25	<25	<5
MW-60**	<1	<1	<10	<100	<10	<10	<10	<5
MW-61	<5	<5	<25	<100	<10	<25	<25	<5
MW-62	<5	<5	<25	<100	<10	<25	<25	<5
MW-63	<5	<5	<25	<100	<10	<25	<25	<5
MW-64	<5	10	<25	<100	<25	<25	170	41
MW-65	<5	<5	<25	<100	<25	<25	74	14
MW-66	<5	<5	<25	<100	<25	<25	<25	<5
MW-67	<5	<5	<25	<100	<25	<25	<25	<5
MW-68	<5	<5	<25	<100	<25	<25	<25	<5
MW-69	<5	<5	<25	<100	<25	<25	<25	<5
MW-70	<5	<5	<25	<100	<25	<25	<25	<5
MW-5aR	<1000	2300	<5000	<20,000	54,000	5400	13,000	4100
PW-1R	320	1400	1100	<1000	18,000	<250	3000	2500
RW-1R	<5	<50	<25	<100	850	<25	<250	160
DW-1	<5	<5	<25	<100	<25	<25	<25	<5
DW-2	<5	<5	<25	<100	<25	<25	<25	<5
DW-3	<5	17	<25	<100	850	75	95	<5
DW-4**	<5	<5	<50	<500	<150	<50	<50	<25
DW-5	<5	<5	<25	<100	220	<25	<25	<5
DW-6	<5	<5	<25	<100	<25	<25	<25	<5
DW-7	<10	<10	<50	<200	300	<50	<50	16
DW-8	<5	<5	<25	<100	<25	<25	<25	<5
DW-9	<5	<5	<25	<100	<25	<25	<25	<5
SW-1	<5	10	<25	370	<25	<25	50	74

* CoC concentations may vary due to seasonal fluctuations in the groundwater.

** Monitoring well was either covered or destroyed and not sampled. Concentrations are from the April 2005 sampling event. Well will be replaced.

The above analytical data is provided for informational purposes. Baseline CoC concentrations will be set at the levels detected after the removal of Free Phase Product.

UST # 07584, Handy Pantry # 65/ University Mart
UST # 07777/ UST # 12352, Cloud's Chevron
Richland County

Table of SSTLs

Site-specific target levels (SSTLs) for interim payment under this solicitation in parts per billion (µg/l).

Table C- BTEX, Naphthalene, and MtBE SSTLs

Well	Benzene	Toluene	Ethylbenzene	Xylene	Naphth.	MtBE	EDB
MW-2	77	11,000*	1800*	12,000*	91	1256	6.5
MW-3	111	27,000*	3500*	19,000*	108	1976	12
MW-5	87	3600*	2300*	8300*	96	100**	0.84*
MW-6	13*	1**	1**	60*	5**	1**	0.02**
MW-9	35	7134	2100*	11,000*	68	10**	0.15*
MW-10	24	17,000*	2700*	13,000*	53	294	0.23*
MW-11	25**	230*	25**	25**	70	25*	0.02**
MW-12	9	230*	25*	25*	33	25*	0.02*
MW-15	16	520*	230*	720*	45	1**	0.02*
MW-17	32	6631	3600*	20,000*	66	200**	0.02**
MW-18	40	19,326	3200*	17,000*	348	4260	1.6*
MW-19	54	11,081	3600*	20,000*	86	4200*	1.7*
MW-20	83	17,249	3200*	18,000*	108	7200*	0.02**
MW-22	90	18,572	5000*	27,000*	112	780*	0.02*
MW-23	72	14,880	1800*	9700*	100	1600*	1.3*
MW-24	54	1520*	98*	1730*	66.5*	610*	8
MW-25	104	6200*	850*	4400*	121	17*	0.02**
MW-31	20*	53*	21*	260*	51*	1*	0.02**
MW-32	71	14,000*	520*	18,000*	170*	5**	0.088*
MW-33	53	1600*	290*	1400*	100**	50*	0.02**
MW-34	35	870*	180*	1700*	301	10**	0.16*
MW-35	56	22,000*	3200*	15,000*	542	1300*	3.2*
MW-36	85	310*	320*	1400*	120*	1**	0.02**
MW-37	90	360*	44*	170*	15*	160*	0.097*
MW-39	90	17,000*	2600*	13,000*	830*	25**	0.29*
MW-40	113	740*	690*	1900*	500*	1**	0.22*
MW-41	1**	1**	1**	1**	5**	1**	0.02*
MW-42	1**	1**	1**	1**	5.4*	1**	0.02**
MW-47	1**	14*	1**	1**	5**	1**	1.00
MW-54	7	1337	460*	2200*	29	83	2.7*
MW-55	11	1**	27*	1**	36	103	0.05
MW-57	6	1944	969	8200*	28	54	0.05
MW-58	6	110*	918	160*	27	51	0.05
MW-64	345	13*	51*	1**	56*	100*	0.02**
MW-65	140*	31*	78*	88*	45*	6*	0.02**
MW-66	1**	1**	1**	27*	8.6*	1**	0.02**
MW-5aR	83	17,249	2500*	14,000*	108	9900*	0.19*
PW-1R	58	6800*	1800*	8100*	89	290*	6
RW-1R	54	10**	230*	10*	14*	130*	0.54*
DW-3	45	360*	64*	220*	5**	230*	0.06*
DW-4	48	380*	102*	524*	48*	11.5*	1.46*
DW-7	7	2**	2**	2**	10**	20**	0.14*
DW-9	1**	5*	1**	1**	5**	1**	0.02**

* Laboratory analysis is less than calculated SSTL. SSTL is set equal to laboratory analysis.
** Laboratory analysis is below detection limit. SSTL is set equal to detection limit.

Table D- Oxygenate SSTLs

Well	ETBE	TAME	TBA	Ethanol	TAA	TBF	ETBA	DIPE
MW-2	130**	130**	630**	2500**	1900	630**	630**	250*
MW-3	250**	540*	1300*	5000**	2499	1300**	1300**	1100*
MW-5	500**	500**	2500**	10,000**	2082	2500**	2500**	500**
MW-6	5**	5**	25**	100**	25*	25**	25*	5**
MW-9	50**	50**	250**	1000**	250**	250**	250**	71*
MW-10	130**	230*	630*	2500**	630**	630**	630**	1700*
MW-11	130**	130**	630**	2500**	630**	630**	630**	130**
MW-12	5**	5*	25*	100**	25**	25**	25**	5**
MW-15	5**	5**	25*	100**	25**	25**	330*	5.4*
MW-17	1000**	263	5000**	20,000**	773	5000**	5000*	1000**
MW-18	1000**	1000**	5000**	20,000**	938	5000**	5000*	2800*
MW-19	1000**	320	5000**	20,000**	1065	5000**	5000*	2300*
MW-20	1000**	381	5000**	20,000**	1403	5000**	5000*	2800*
MW-22	1000**	392	5000*	20,000**	1469	5000**	5000*	1900*
MW-23	56*	359	25**	100**	25**	25**	5000**	1000**
MW-24	1**	60*	10**	100**	1065	10**	1150*	449*
MW-25	5**	5**	25**	100**	25**	25**	25**	110*
MW-31	5**	5**	25**	100**	25**	25**	120*	5**
MW-32	25**	25**	130**	500**	130**	130**	5000**	25**
MW-33	5**	5**	25**	500**	130**	25**	500**	120*
MW-34	50**	50**	250**	1000**	870	250**	2800*	50**
MW-35	5**	1000**	5000**	100**	25**	25**	5000**	1300*
MW-36	5**	5**	25**	100**	500**	25**	500**	5**
MW-37	5**	12*	25**	100**	330*	25**	45*	52*
MW-39	130**	130**	630**	2500**	630*	630**	630**	130**
MW-40	5**	5**	25**	100**	25**	25**	1500*	25**
MW-41	5**	5**	25**	100**	25**	25**	25**	5**
MW-42	5**	5**	25**	100**	25**	25**	25**	5**
MW-47	5**	5**	25*	100**	25**	25**	25**	5**
MW-53	5**	5**	33*	100**	270*	25**	60*	5**
MW-54	50**	50*	250**	1000**	287	250**	250**	50**
MW-55	5**	14*	130*	100**	423	25**	82*	83*
MW-57	1000**	165	1908	20,000**	287	5000**	5000**	290
MW-58	87*	88*	250**	1000**	279	250**	500**	260
MW-64	5**	10*	25**	100**	25**	25**	170*	41*
MW-65	5**	5**	25**	100**	25**	25**	74*	14*
MW-66	5**	5**	25**	100**	25**	25**	25**	5**
MW-5aR	1000**	381	5000**	20,000**	1403	5400*	13,000*	4100*
PW-1R	320*	330	1100*	1000**	1114	250**	3000*	2500*
RW-1R	5**	50**	25**	100**	850*	25**	250**	160*
DW-3	5**	17*	25*	100**	850*	75*	95*	5*
DW-4	5**	5**	50**	500**	150**	50**	50**	25**
DW-7	10**	10**	50**	200**	300*	50**	50**	16*

* Laboratory analysis is less than calculated SSTL. SSTL is set equal to laboratory analysis.

** Laboratory analysis is below detection limit. SSTL is set equal to detection limit.

Table of Analytical Parameters

Analyte	Analytical Method*	Reporting Limit
BTEX*	8260B	5 µg/l
Naphthalene*	8260B	5 µg/l
MTBE*	8260B	5 µg/l
EDB	8011	0.02 µg/l
8 Oxygenates	8260	5 µg/l

* The Bureau of Land and Waste Management UST Program no longer accepts equivalent analytical methods for VOC analysis.

The above analyses are required for quarterly sampling.

Verification Wells

Five verification wells may be installed during the post-corrective action monitoring period at locations and depths designated by the UST Program. Costs for the well installation are considered part of the approved Corrective Action Cost. The Program will calculate SSTLs for the verification wells and provide the data to the Contractor in writing. During verification, the wells must be sampled for the parameters listed above as well as the following parameters.

Analyte	Analytical Method*	Reporting Limit
Dissolved Oxygen	SM4500-O G	500 µg/l
Ferrous Iron	SM3500-Fe D	30 µg/l
Methane	Kerr Method	1 mg/l
Nitrate	9056/9210	100 µg/l
Sulfate	9038/9056	1000 µg/l

UST # 07584, Handy Pantry # 65/ University Mart
UST # 07777/ UST # 12352, Cloud's Chevron
Richland County

List of Adjacent Facilities

- The former Handy Pantry # 65 (UST Permit # 07584) is currently an operating facility under UST Permit # 18389, University Mart.

- UST Permit # 18184, Imports Only, Inc., 1300 N. Millwood Ave., Columbia, SC
  2 Tanks last used before 1974 and empty.
  Release Reported June 25, 1988.



SOURCE: U.S. DEPARTMENT OF THE INTERIOR GEOLOGICAL SURVEY

SCALE: 1 : 24,000

0 2,000 4,000

APPROXIMATE SCALE IN FEET



QUADRANGLE LOCATION

DRAWN: K.L.B.	DATE: 12/23/05
REV.: 0	
HANDY PANTRY 65 & CLOUD'S CHEVRON	
PROJECT No.: C-05-11-201	
LOCATION: COLUMBIA, SOUTH CAROLINA	

FIGURE 1
SITE LOCATION MAP

SCDHEC
IFB-29751-4/25/06-EMW
Page: 33

CONSULTECH ENVIRONMENTAL, INC.

Environmental Consulting and Engineering
© 1998

Delivering innovative solutions to today's environmental concerns

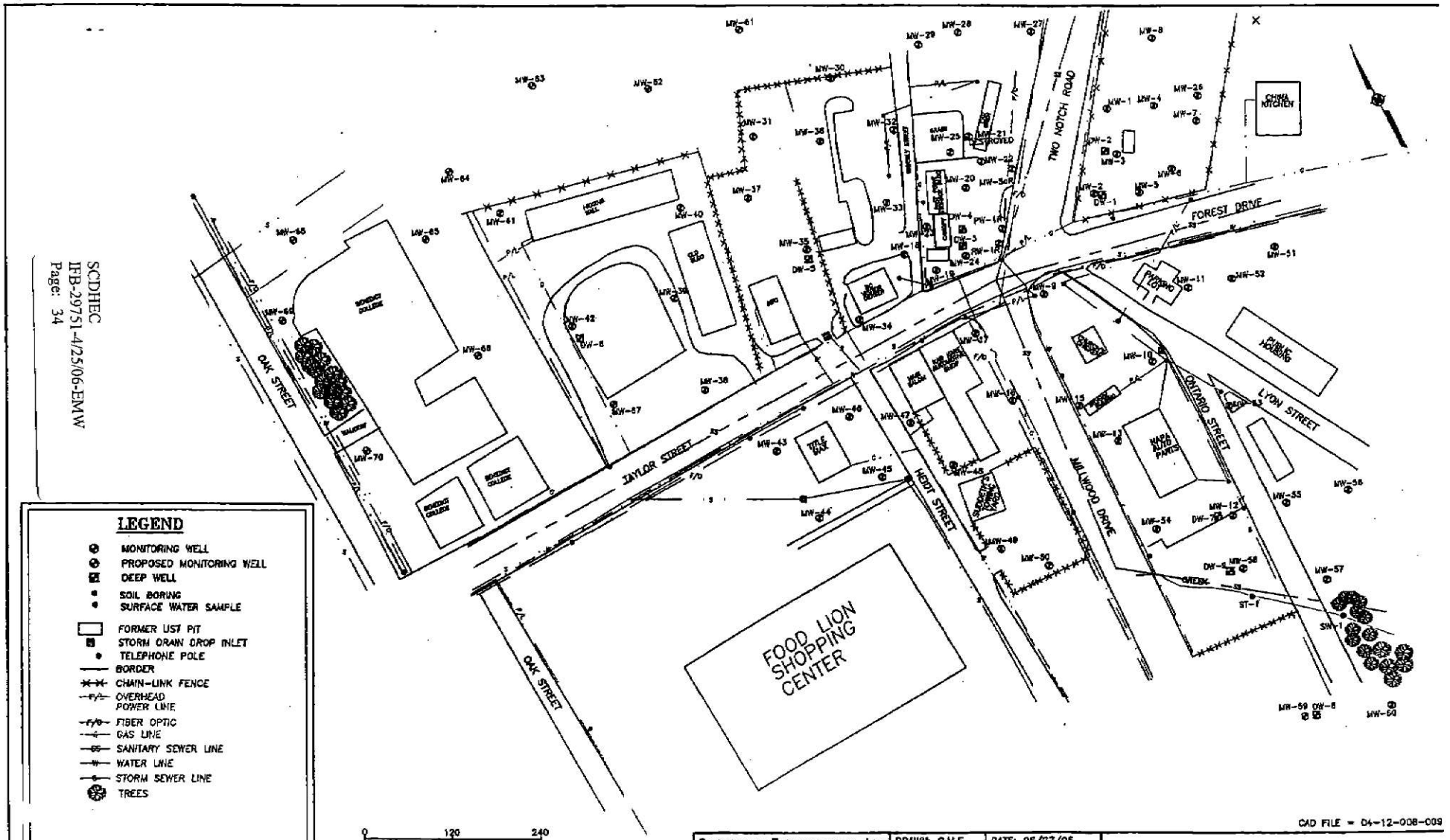

CAD FILE = 04-12-008-009

CONSULTECH ENVIRONMENTAL, INC.	DRAWN: C.M.E. DATE: 06/27/05
Environmental Consulting and Engineering © 1999	PROJECT: HANDY PANTRY #65, UST # 07584
	PROJECT: CLOUDS CHEVRON UST #07777
	PROJECT No.: 04-12-008, 04-12-009
	LOCATION: COLUMBIA, SOUTH CAROLINA

FIGURE 2
SITE PLAN MAP

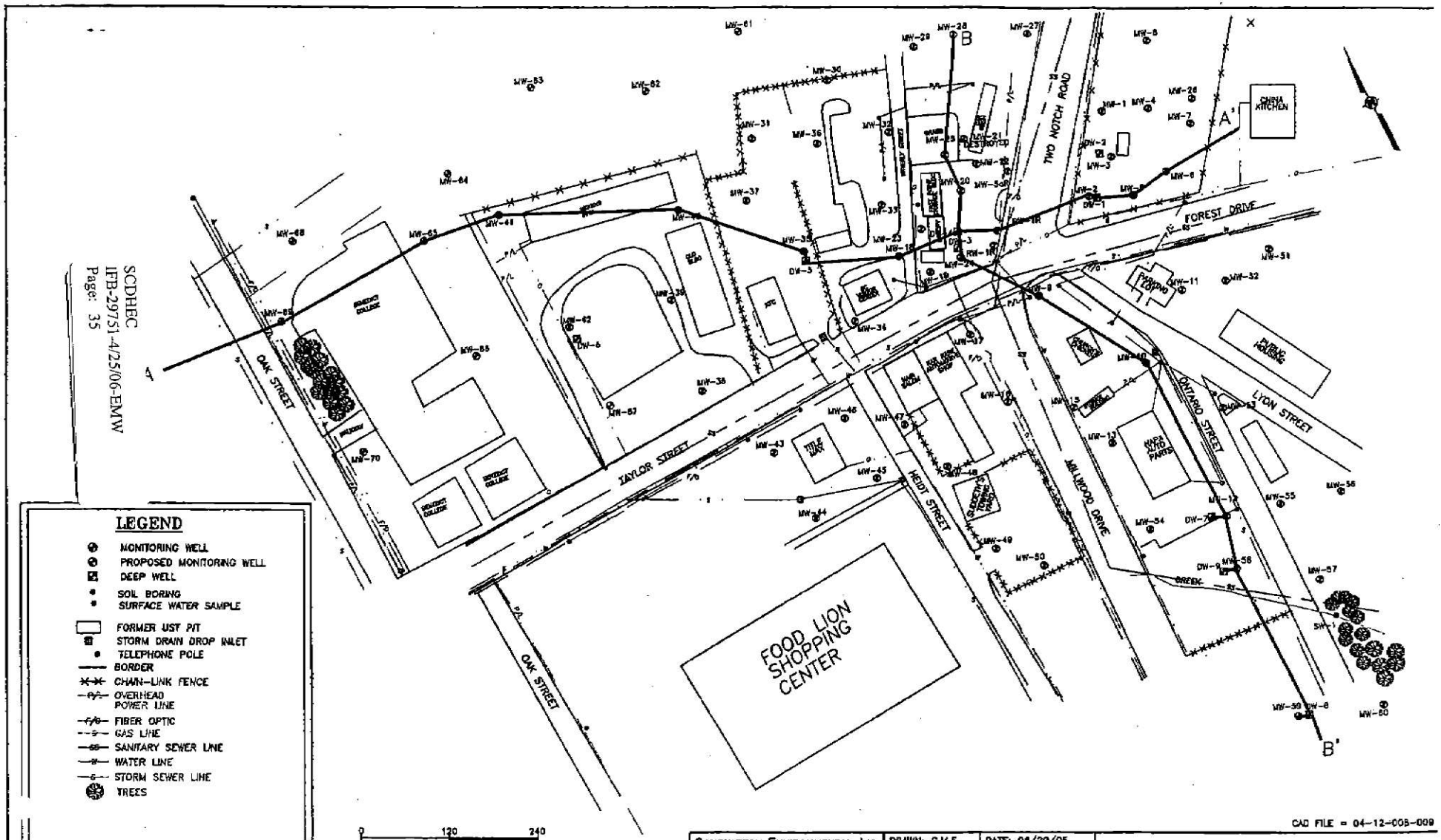

CAD FILE = 04-12-008-009

CONSULTECH ENVIRONMENTAL, INC.	DRAWN: C.M.E.	DATE: 06/20/05
Environmental Consulting and Engineering © 1999	PROJECT: HANDY PANTRY #55, UST # 07584	
	PROJECT: CLOUDS CHEVRON UST #07777	
	PROJECT No.: 04-12-008, 04-12-009	
	LOCATION: COLUMBIA, SOUTH CAROLINA	

FIGURE 12
STRATOGRAPHIC CROSS-SECTION LOCATION MAP
APRIL 19-21 & JUNE 2, 2005

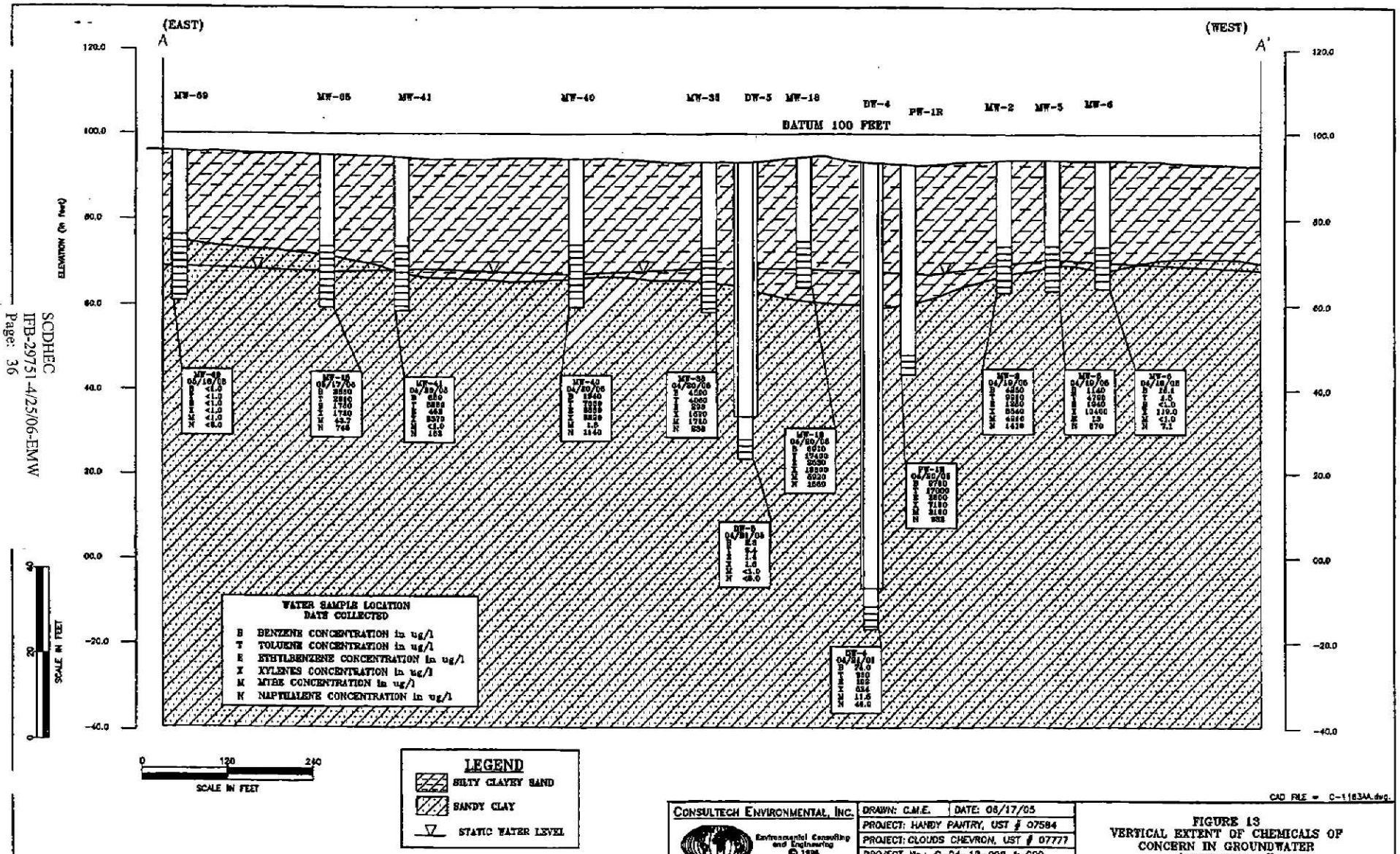

CAD FILE = C-1163AA.dwg

CONSULTECH ENVIRONMENTAL, INC.	DRAWN: C.M.E. DATE: 06/17/05
Environmental Consulting and Engineering © 1996	PROJECT: HANDY PANTRY, UST # 07584
	PROJECT: CLOUDS CHEVRON, UST # 07777
	PROJECT No.: C-04-12-008 & 009
	LOCATION: COLUMBIA, SOUTH CAROLINA

FIGURE 13
VERTICAL EXTENT OF CHEMICALS OF CONCERN IN GROUNDWATER
(SECTION A-A')

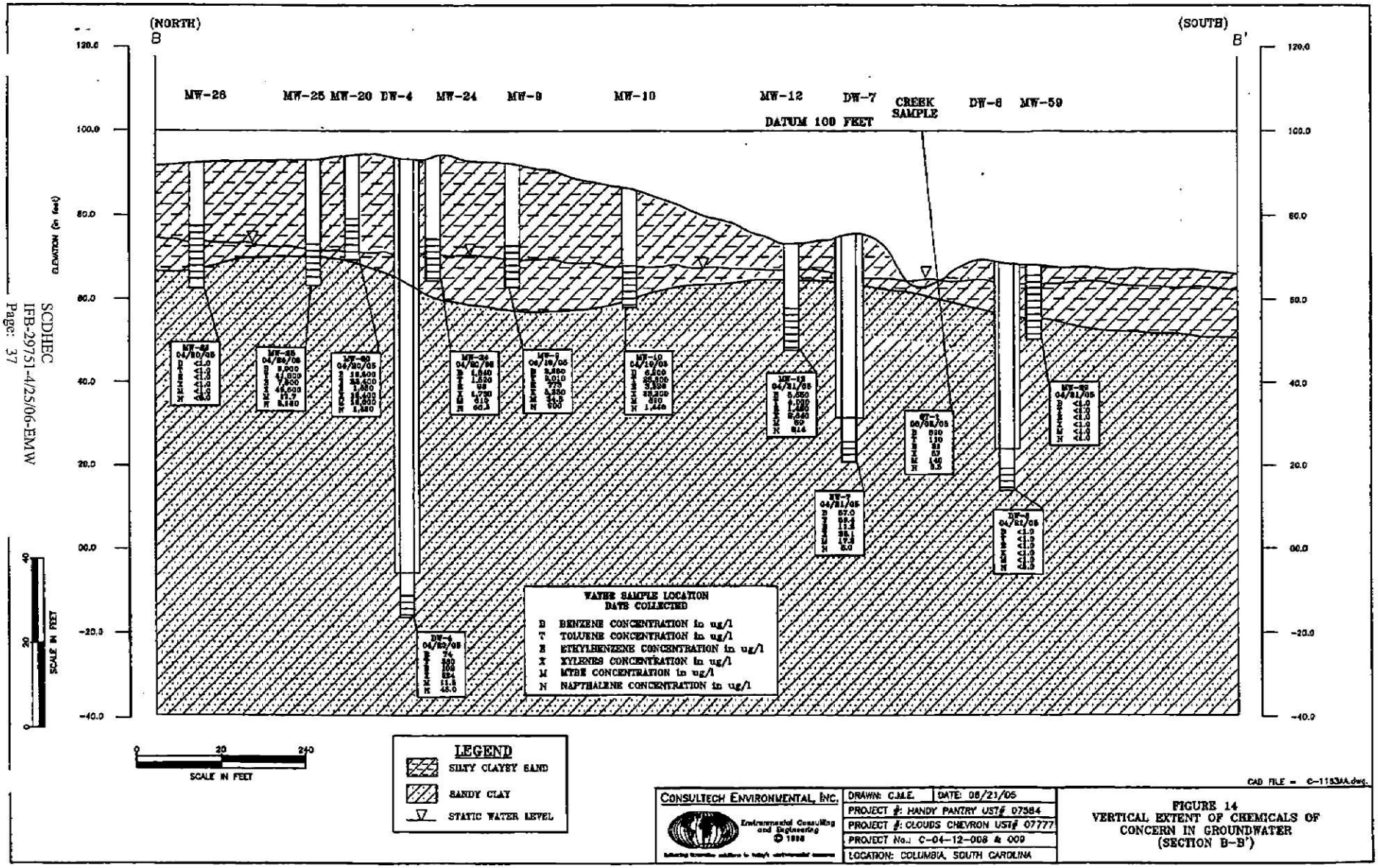

CAD FILE = C-1153MA.dwg

CONSULTECH ENVIRONMENTAL, INC.	DRAWN: C.M.E. DATE: 06/21/05
Environmental Consulting and Engineering © 1998	PROJECT #: HANDY PANTRY UST# 07584
	PROJECT #: CLOUDS CHEVRON UST# 07777
	PROJECT No.: C-04-12-008 & 009
	LOCATION: COLUMBIA, SOUTH CAROLINA

FIGURE 14
VERTICAL EXTENT OF CHEMICALS OF CONCERN IN GROUNDWATER
(SECTION B-B')

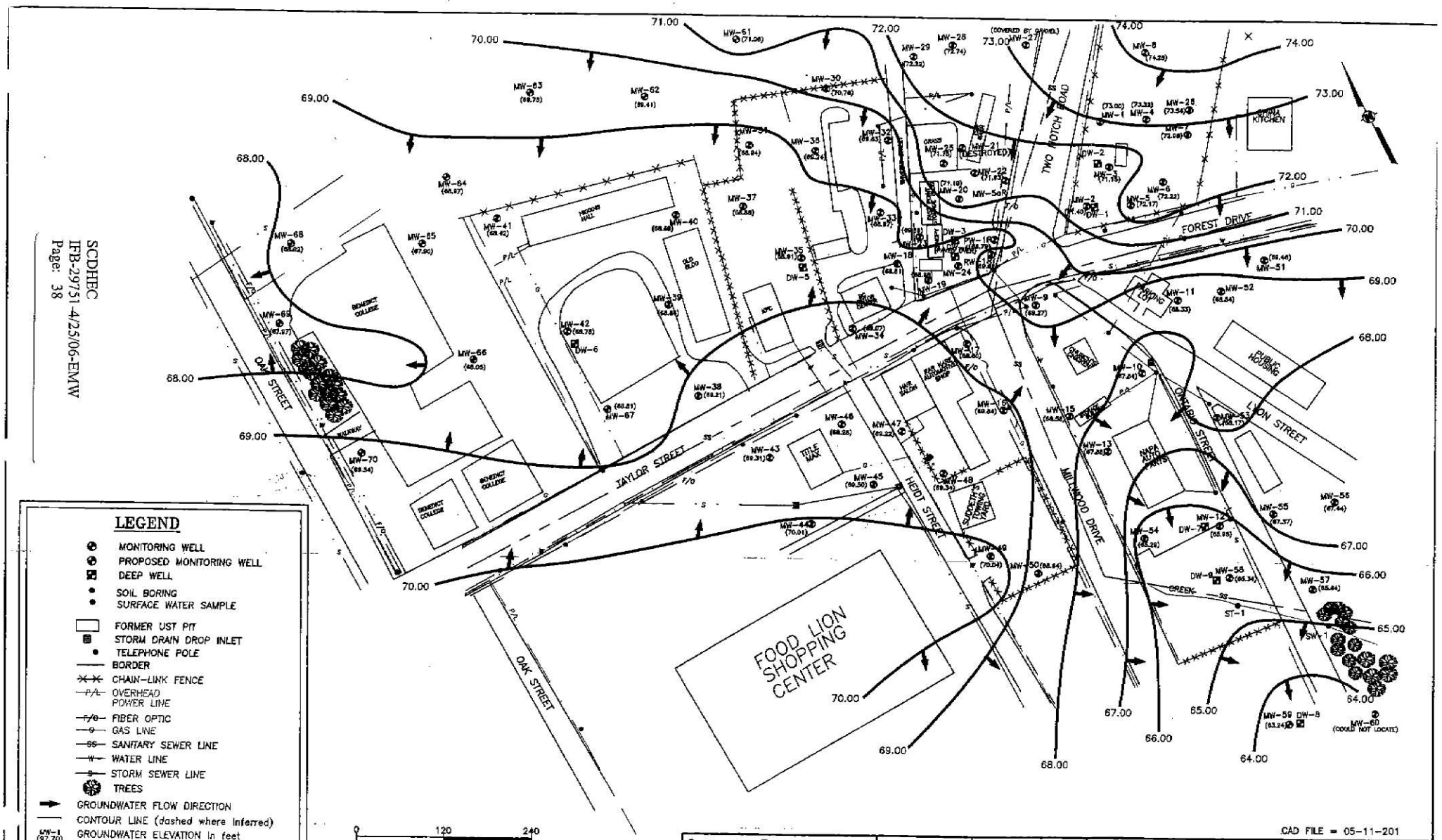

CONSULTECH ENVIRONMENTAL, INC.	DRAWN: SRC DATE: 12/09/05
Environmental Consulting and Engineering © 1996	PROJECT: HANDY PANTRY #65, UST # 07584
Delivering innovative solutions to today's environmental concerns	PROJECT: CLOUDS CHEVRON UST #07777
	PROJECT No.: C-05-11-201
	LOCATION: COLUMBIA, SOUTH CAROLINA

FIGURE 2A
GROUNDWATER POTENTIOMETRIC SURFACE MAP
SHALLOW WELLS
(NOVEMBER 16,2005)

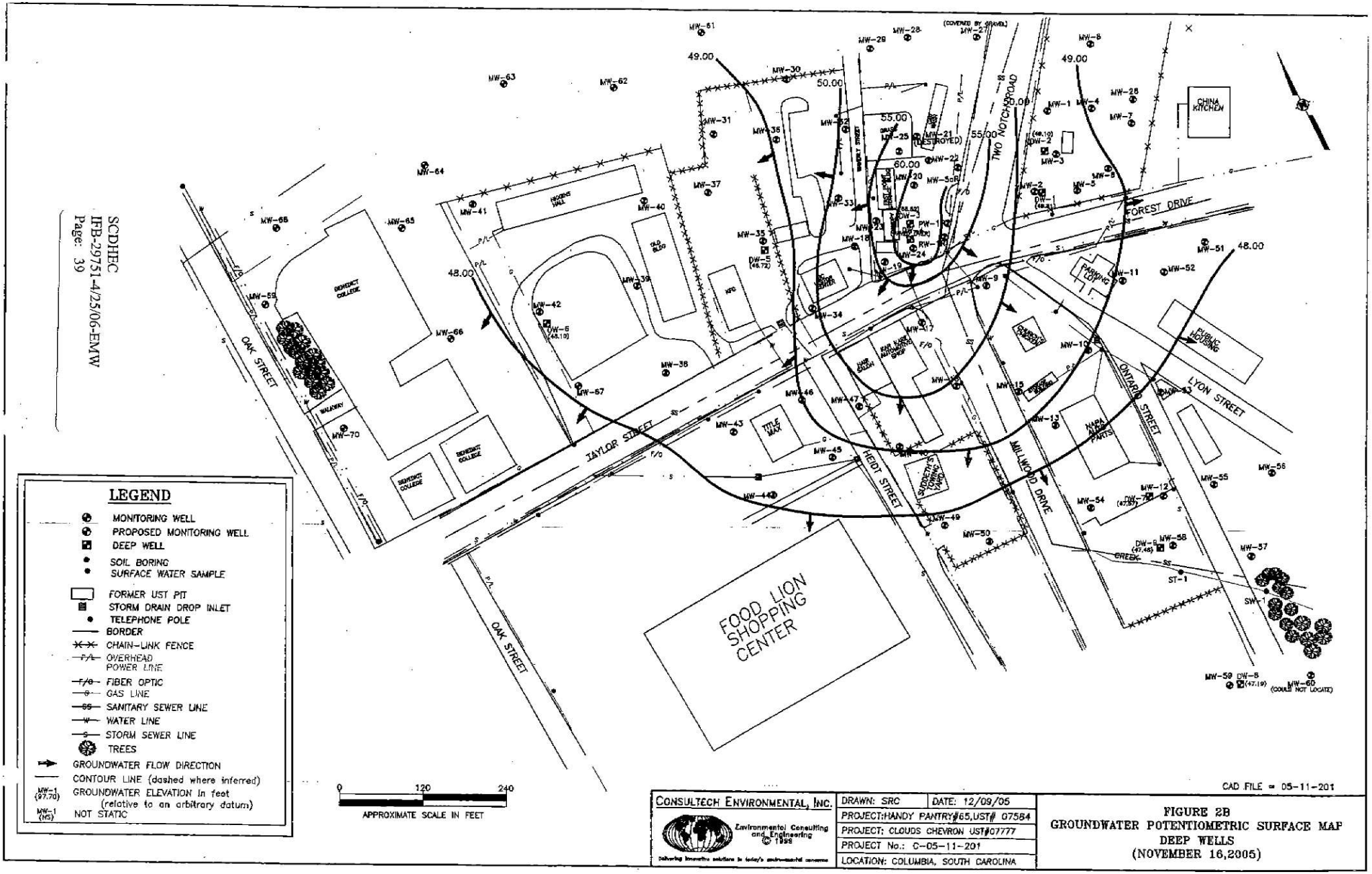

CAD FILE = 05-11-201

CONSULTECH ENVIRONMENTAL, INC.	DRAWN: SRC	DATE: 12/09/05
Environmental Consulting and Engineering © 1998	PROJECT: HANDY PANTRY #65, UST # 07584	
Delivering innovative solutions to today's environmental concerns	PROJECT: CLOUDS CHEVRON UST #07777	
	PROJECT No.: C-05-11-201	
	LOCATION: COLUMBIA, SOUTH CAROLINA	

FIGURE 2B
GROUNDWATER POTENTIOMETRIC SURFACE MAP
DEEP WELLS
(NOVEMBER 16,2005)

SCDHEC
IFB-29751-4/25/06-EMW
Page: 40

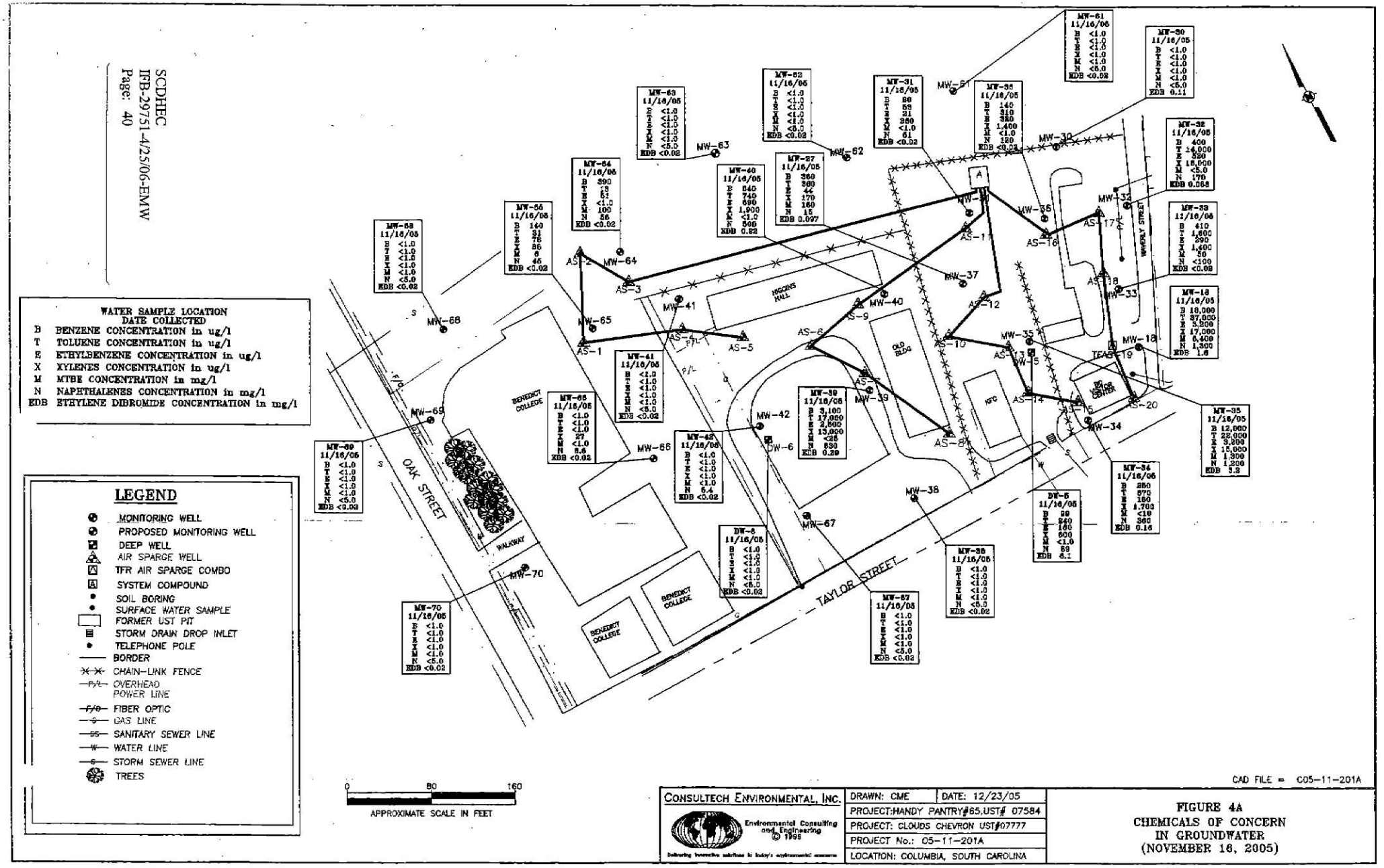

CAD FILE = C05-11-201A

CONSULTECH ENVIRONMENTAL, INC.	DRAWN: CME DATE: 12/23/05
Environmental Consulting and Engineering © 1998	PROJECT:HANDY PANTRY#65,UST# 07584
Delivering innovative solutions to today's environmental concerns	PROJECT: CLOUDS CHEVRON UST#07777
	PROJECT No.: 05-11-201A
	LOCATION: COLUMBIA, SOUTH CAROLINA

FIGURE 4A
CHEMICALS OF CONCERN
IN GROUNDWATER
(NOVEMBER 16, 2005)

*NOTE- air sparge system was not installed

SCDHEC
IFB-29751-4/25/06-EMW
Page: 41

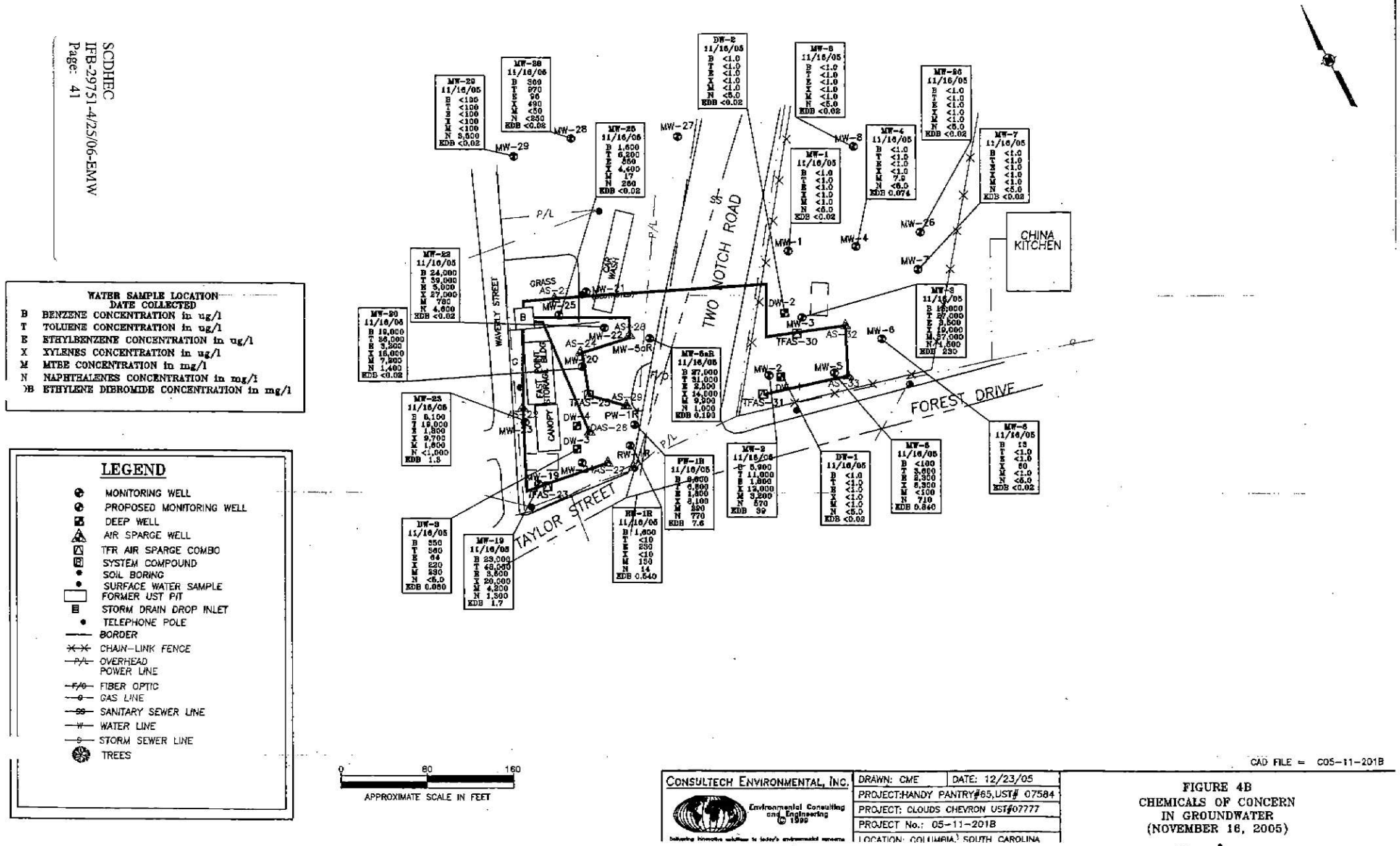

CAD FILE = C05-11-201B

CONSULTECH ENVIRONMENTAL, INC.	DRAWN: CME	DATE: 12/23/05
Environmental Consulting and Engineering © 1996	PROJECT:HANDY PANTRY#65,UST# 07584	
	PROJECT: CLOUDS CHEVRON UST#07777	
	PROJECT No.: 05-11-201B	
	LOCATION: COLUMBIA, SOUTH CAROLINA	

FIGURE 4B
CHEMICALS OF CONCERN
IN GROUNDWATER
(NOVEMBER 16, 2005)

* NOTE - Air sparge system was not installed

SCDHEC
IFB-29751-4/25/06-EMW
Page: 42

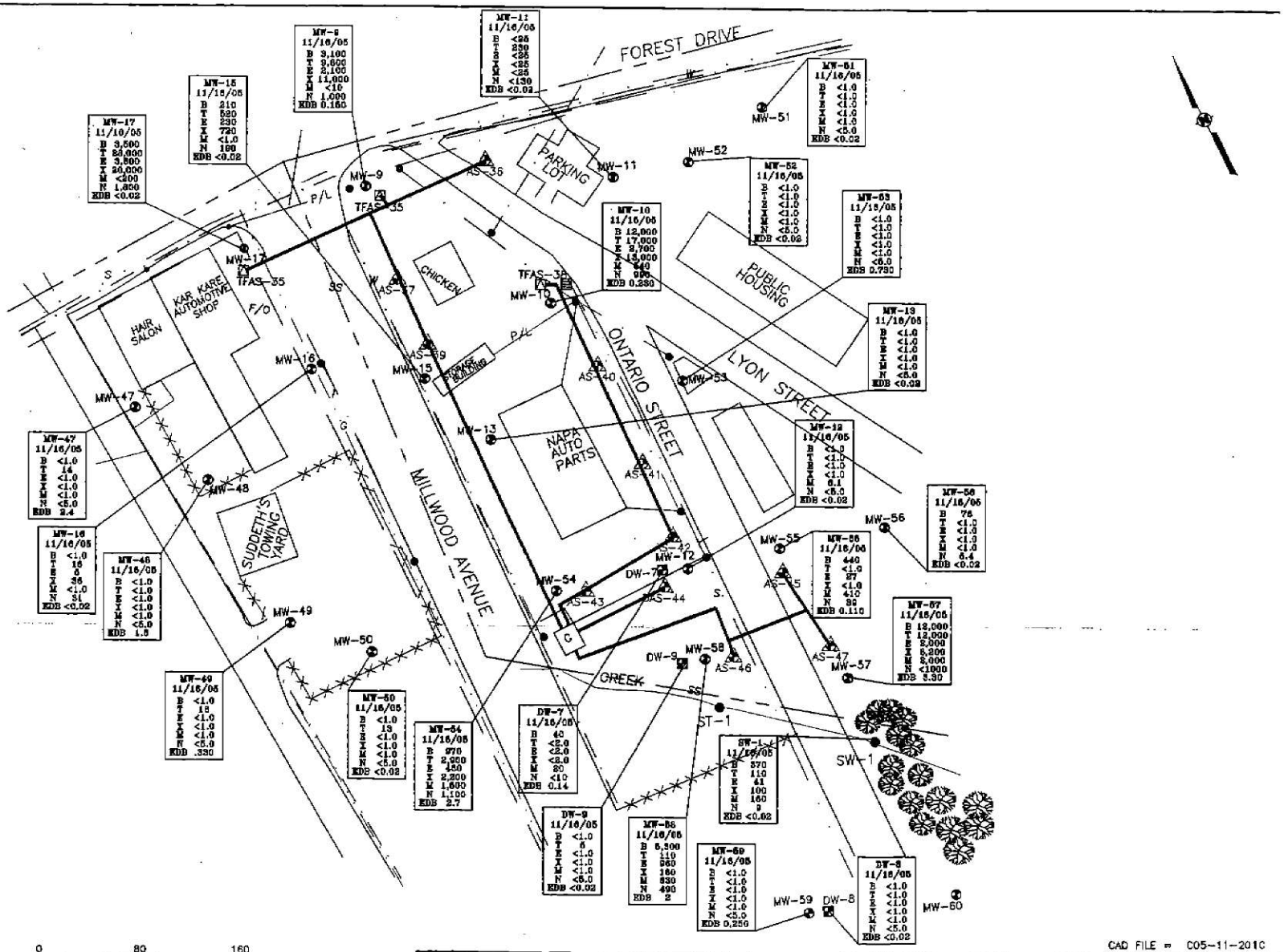

WATER SAMPLE LOCATION
DATE COLLECTED

- B BENZENE CONCENTRATION in ug/l
- T TOLUENE CONCENTRATION in ug/l
- E ETHYLBENZENE CONCENTRATION in ug/l
- X XYLENES CONCENTRATION in ug/l
- M MTBE CONCENTRATION in ug/l
- N NAPHTHALENES CONCENTRATION in mg/l
- EDB ETHYLENE DIBROMIDE CONCENTRATION in mg/l

LEGEND

- MONITORING WELL
- PROPOSED MONITORING WELL
- DEEP WELL
- AIR SPARGE WELL
- TFR AIR SPARGE COMBO
- SYSTEM COMPOUND
- SOIL BORING
- SURFACE WATER SAMPLE
- FORMER UST PIT
- STORM DRAIN DROP INLET
- TELEPHONE POLE
- BORDER
- CHAIN-LINK FENCE
- OVERHEAD POWER LINE
- FIBER OPTIC
- GAS LINE
- SANITARY SEWER LINE
- WATER LINE
- STORM SEWER LINE
- TREES

0 80 160
APPROXIMATE SCALE IN FEET

CONSULTECH ENVIRONMENTAL, INC.
Environmental Consulting and Engineering © 1989

DRAWN: SRC | DATE: 12/02/05
PROJECT: HANDY PANTRY #65, UST # 07584
PROJECT: CLOUDS CHEVRON UST # 07777
PROJECT No.: 05-11-2010

CAD FILE = C05-11-2010

FIGURE 4C
CHEMICALS OF CONCERN
IN GROUNDWATER
(NOVEMBER 16, 2005)

Note - air sparge system was not installed.

WATER SAMPLE LOCATION
DATE COLLECTED

B	BENZENE CONCENTRATION in ug/l
T	TOLUENE CONCENTRATION in ug/l
E	ETHYLBENZENE CONCENTRATION in ug/l
X	XYLENES CONCENTRATION in ug/l
M	MTBE CONCENTRATION in mg/l
N	NAPHTHALENES CONCENTRATION in mg/l
EDB	ETHYLENE DIBROMIDE CONCENTRATION in mg/l

SCDHEC
IFB-29751-4/25/06-EMW
Page: 43

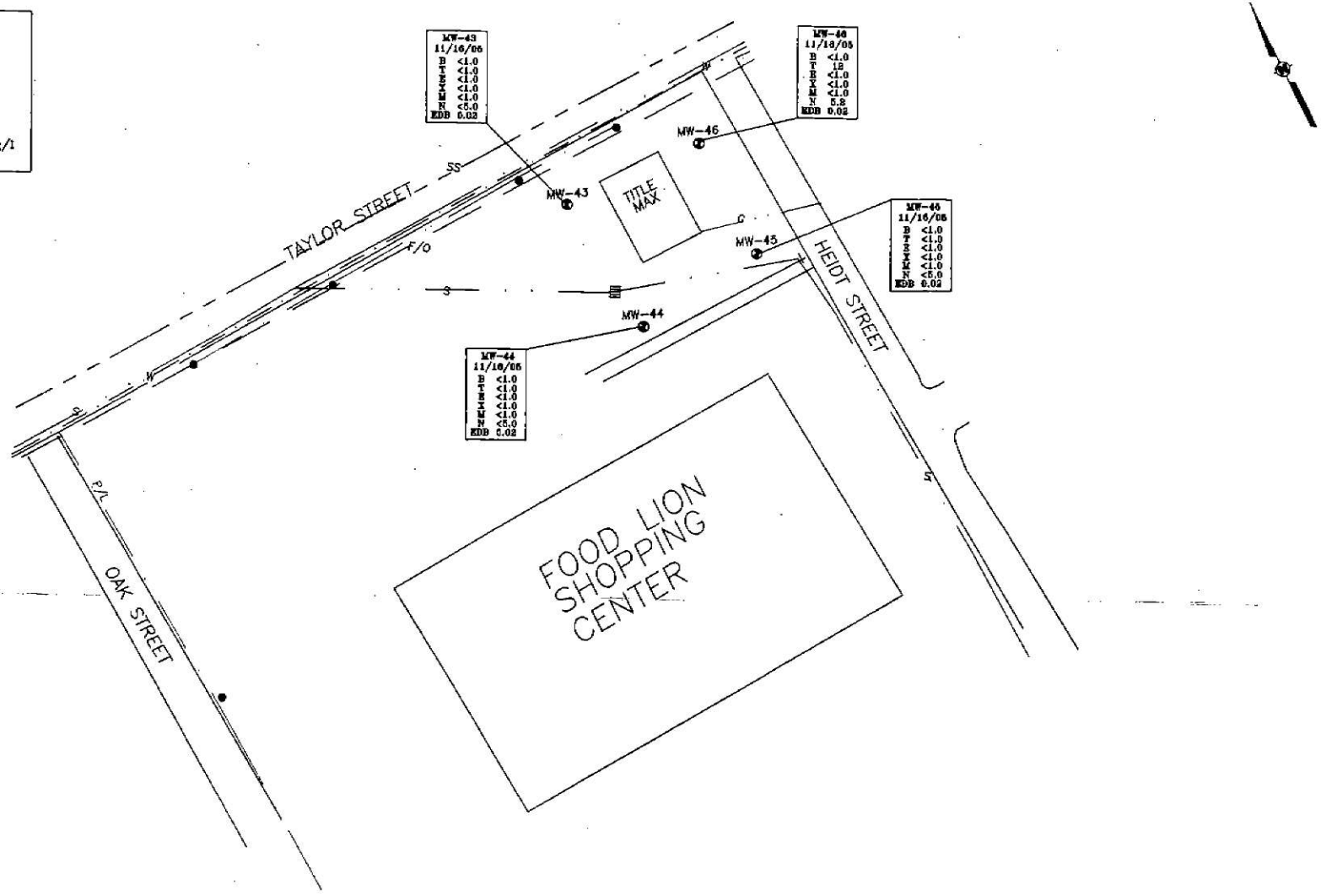

LEGEND

- MONITORING WELL
- PROPOSED MONITORING WELL
- DEEP WELL
- SOIL BORING
- SURFACE WATER SAMPLE
- FORMER UST PIT
- STORM DRAIN DROP INLET
- TELEPHONE POLE
- BORDER
- CHAIN-LINK FENCE
- OVERHEAD POWER LINE
- FIBER OPTIC
- GAS LINE
- SANITARY SEWER LINE
- WATER LINE
- STORM SEWER LINE
- TREES

0 80 160
APPROXIMATE SCALE IN FEET

CONSULTECH ENVIRONMENTAL, INC.
Environmental Consulting and Engineering © 1999
Delivering innovative solutions to today's environmental concerns

DRAWN: SRC	DATE: 12/22/05
PROJECT:HANDY PANTRY#65,UST# 07584	
PROJECT: CLOUDS CHEVRON UST#07777	
PROJECT No.: 05-11-201D	
LOCATION: COLUMBIA, SOUTH CAROLINA	

CAD FILE = C05-11-201D

FIGURE 4D
CHEMICALS OF CONCERN
IN GROUNDWATER
(NOVEMBER 16, 2005)

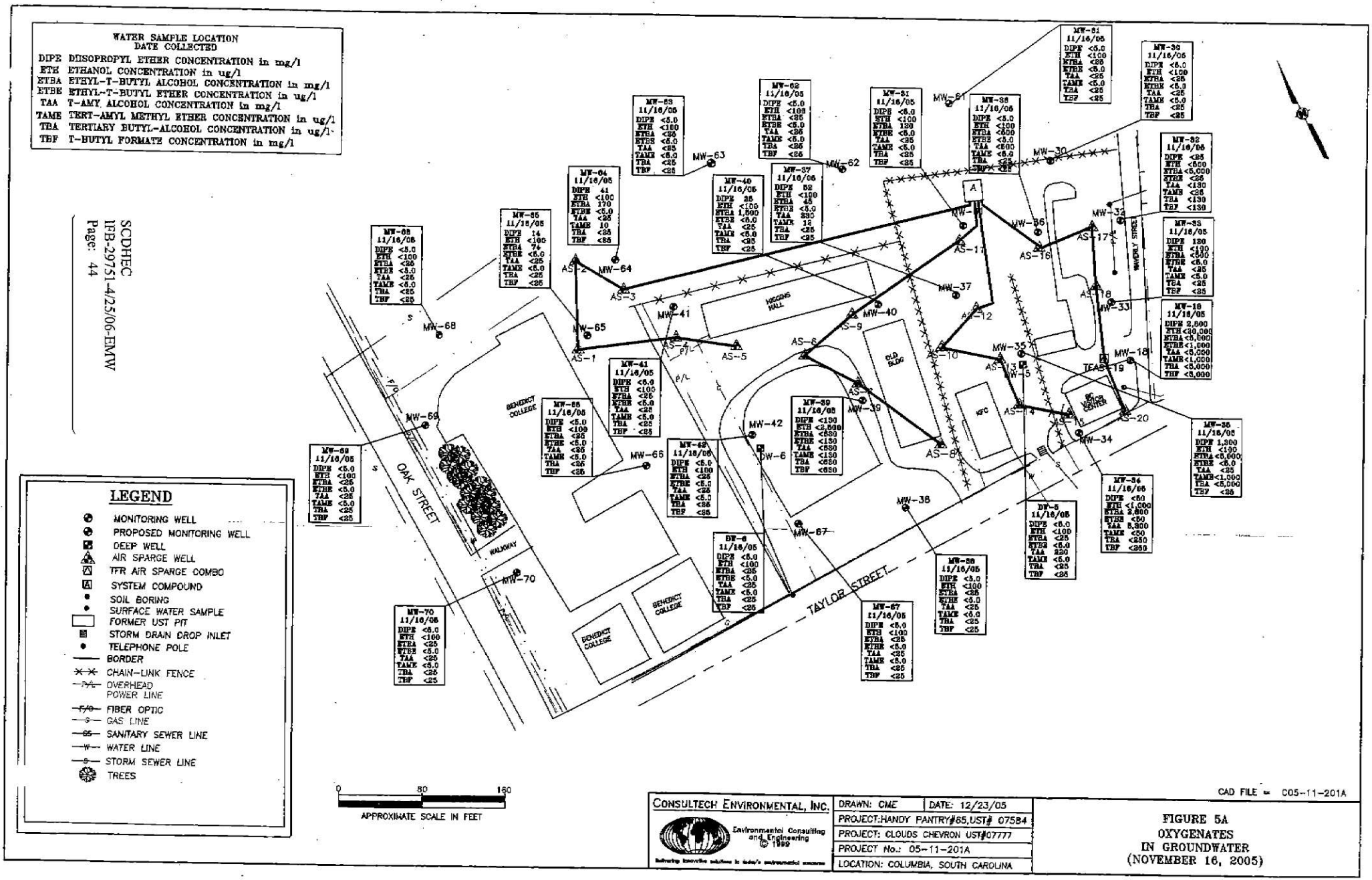

SCDHEC
IFB-29751-4/25/06-EMW
Page: 44

Note - air sparge system was not installed

WATER SAMPLE LOCATION
DATE COLLECTED

DIPE DIISOPROPYL ETHER CONCENTRATION in mg/l
ETH ETHANOL CONCENTRATION in ug/l
ETBA ETHYL-T-BUTYL ALCOHOL CONCENTRATION in mg/l
ETBE ETHYL-T-BUTYL ETHER CONCENTRATION in ug/l
TAA T-AMY ALCOHOL CONCENTRATION in mg/l
TAME TERT-AMYL METHYL ETHER CONCENTRATION in ug/l
TBA TERTIARY BUTYL-ALCOHOL CONCENTRATION in ug/l
TBF T-BUTYL FORMATE CONCENTRATION in mg/l

SCDHEC
IFB-29751-4/25/06-EMW
Page: 45

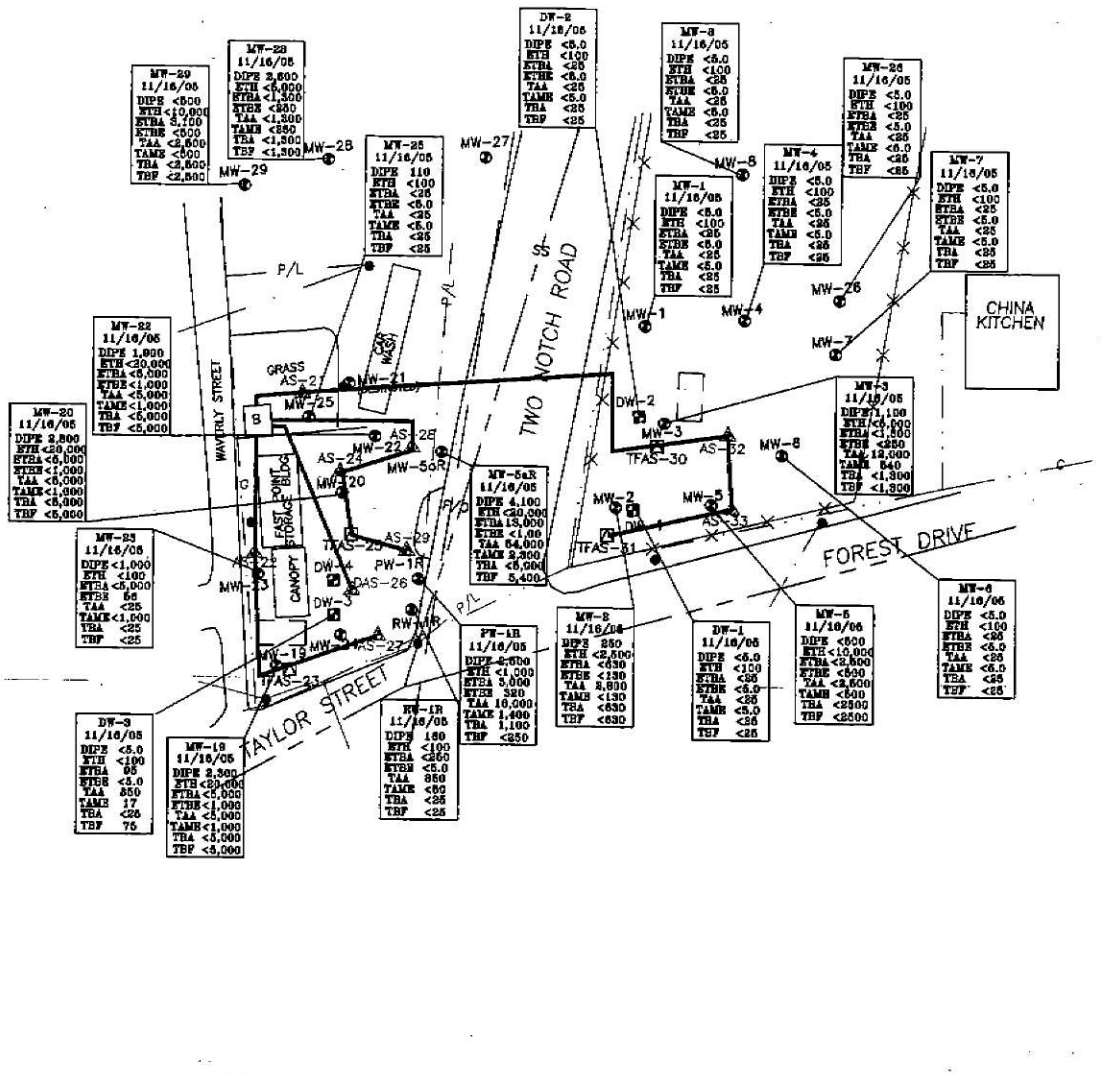

LEGEND

- MONITORING WELL
- PROPOSED MONITORING WELL
- DEEP WELL
- AIR SPARGE WELL
- TFR AIR SPARGE COMBO
- SYSTEM COMPOUND
- SOIL BORING
- SURFACE WATER SAMPLE
- FORMER UST PIT
- STORM DRAIN DROP INLET
- TELEPHONE POLE
- BORDER
- CHAIN-LINK FENCE
- P/L OVERHEAD POWER LINE
- F/O FIBER OPTIC
- G GAS LINE
- SS SANITARY SEWER LINE
- W WATER LINE
- S STORM SEWER LINE
- TREES

0 80 160
APPROXIMATE SCALE IN FEET

CONSULTECH ENVIRONMENTAL, INC.
Environmental Consulting and Engineering © 1999
Delivering Innovative solutions to today's environmental concerns

DRAWN: SRC	DATE: 12/22/05
PROJECT:HANDY PANTRY#65,UST# 07584	
PROJECT: CLOUDS CHEVRON UST#07777	
PROJECT No.: 05-11-2018	
LOCATION: COLUMBIA, SOUTH CAROLINA	

CAD FILE = C05-11-2018

FIGURE 5B
OXYGENATES
IN GROUNDWATER
(NOVEMBER 16, 2005)

Note-air sparge system was not installed.

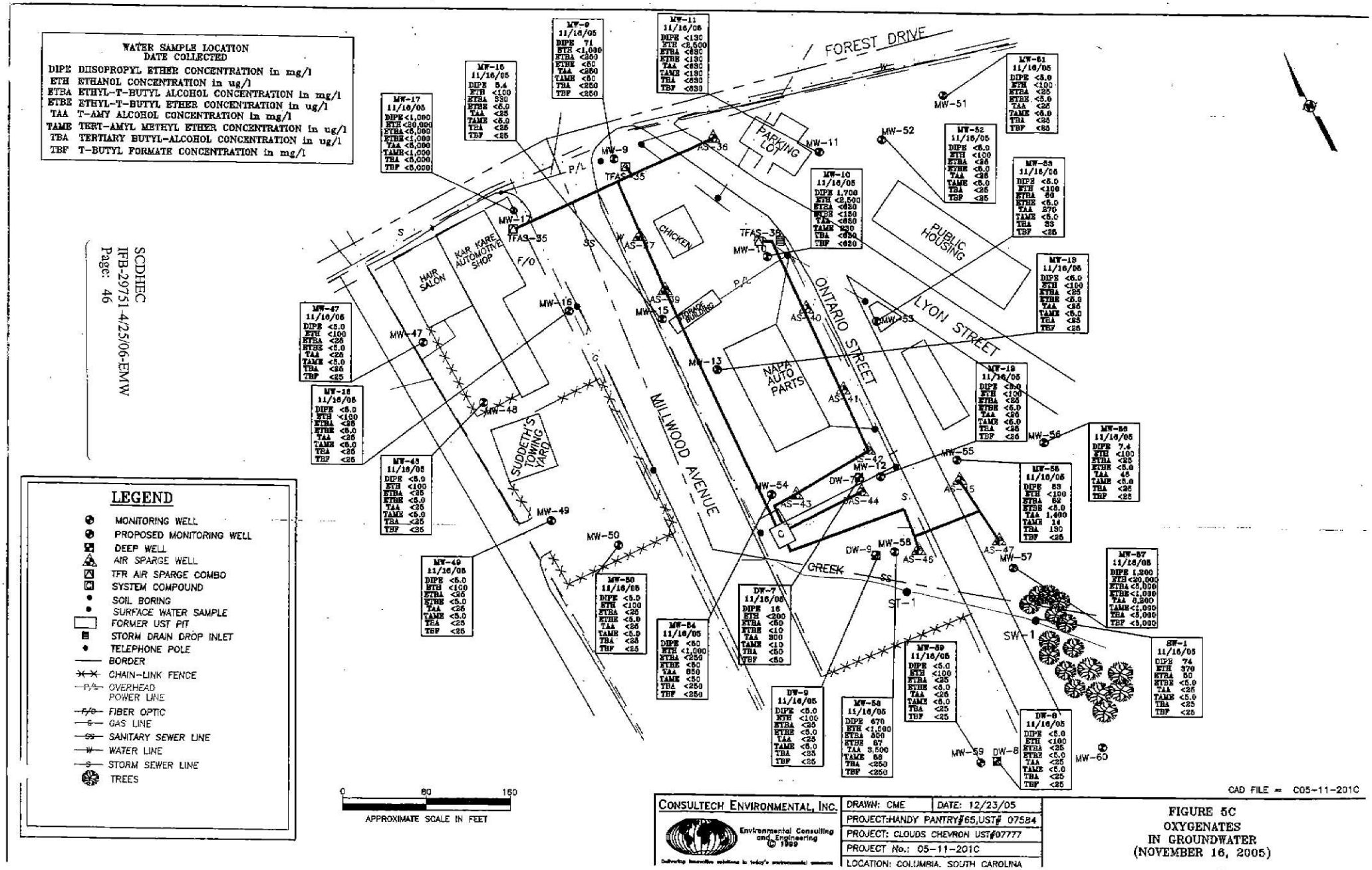

FIGURE 5C
OXYGENATES
IN GROUNDWATER
(NOVEMBER 16, 2005)

Note-air sparge system was not installed.

WATER SAMPLE LOCATION
DATE COLLECTED

DIPE DIISOPROPYL ETHER CONCENTRATION in mg/l
ETH ETHANOL CONCENTRATION in ug/l
ETBA ETHYL-T-BUTYL ALCOHOL CONCENTRATION in mg/l
ETBE ETHYL-T-BUTYL ETHER CONCENTRATION in ug/l
TAA T-AMY ALCOHOL CONCENTRATION in mg/l
TAME TERT-AMYL METHYL ETHER CONCENTRATION in ug/l
TBA TERTIARY BUTYL-ALCOHOL CONCENTRATION in ug/l
TBF T-BUTYL FORMATE CONCENTRATION in mg/l

SCDHEC
IFB-29751-4/25/06-EMW
Page: 47

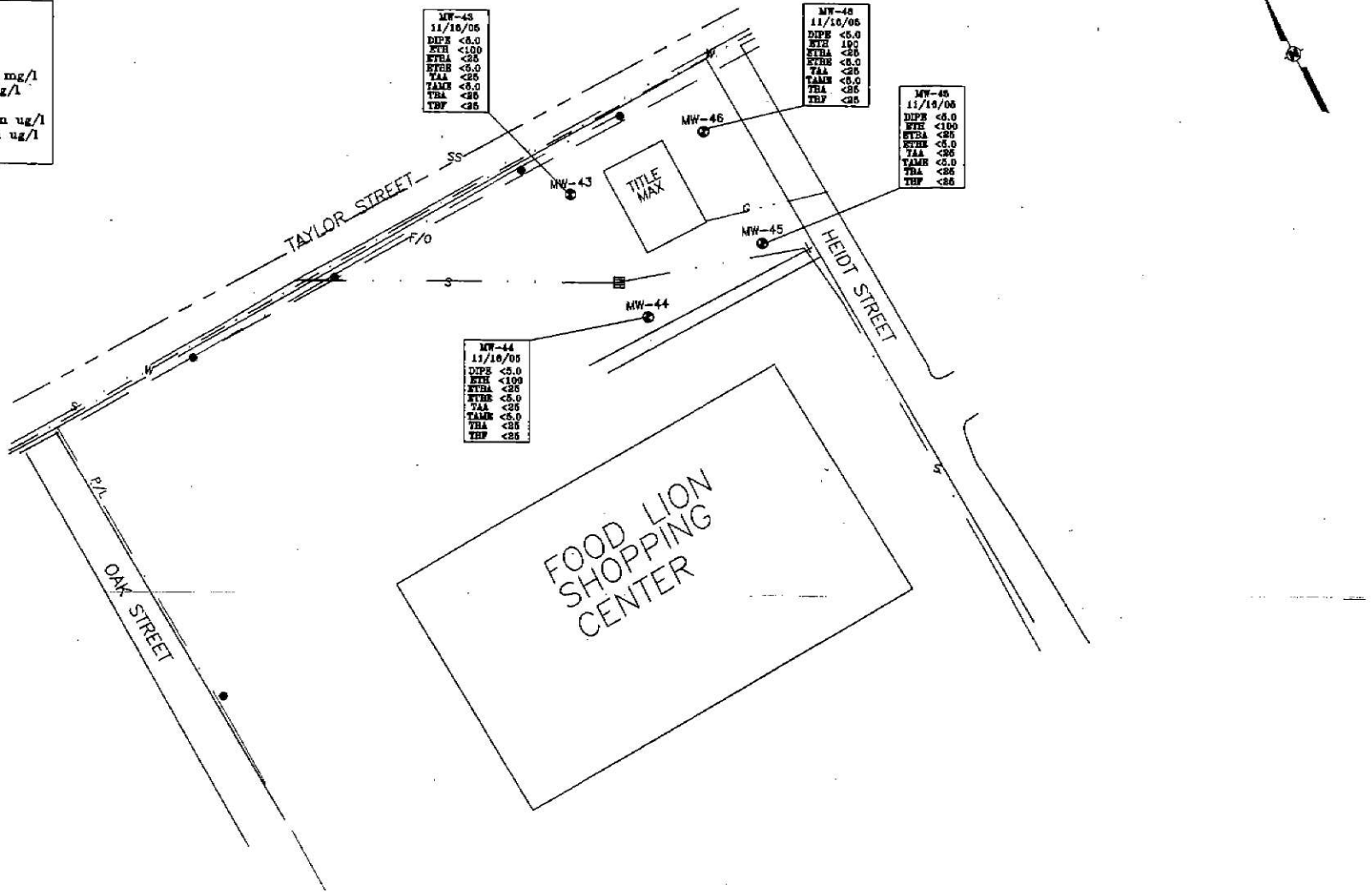

LEGEND

- MONITORING WELL
- PROPOSED MONITORING WELL
- DEEP WELL
- SOIL BORING
- SURFACE WATER SAMPLE
- FORMER UST PIT
- STORM DRAIN DROP INLET
- TELEPHONE POLE
- BORDER
- CHAIN-LINK FENCE
- OVERHEAD POWER LINE
- FIBER OPTIC
- GAS LINE
- SANITARY SEWER LINE
- WATER LINE
- STORM SEWER LINE
- TREES

0 80 160
APPROXIMATE SCALE IN FEET

CONSULTECH ENVIRONMENTAL, INC.
Environmental Consulting and Engineering © 1999

DRAWN: SRC | DATE: 12/22/05
PROJECT:HANDY PANTRY#65,UST# 07584
PROJECT: CLOUDS CHEVRON UST#07777
PROJECT No.: 05-11-201D
LOCATION: COLUMBIA, SOUTH CAROLINA

CAD FILE = C05-11-201D

FIGURE 5D
OXYGENATES
IN GROUNDWATER
(NOVEMBER 16, 2005)

TABLE 1A
Groundwater Elevation Data (ft)
Handy Pantry #65 & Clouds Chevron
Columbia, SC - USTs #07584 & #07777/12352

Monitoring Well	Date	Well Screened Interval Below Ground Surface	TOC Elevation	Depth to Product (ft)	Depth to Water from TOC	Groundwater Elevation
MW-1	12/30/03	17.0-27.0	104.67		21.45	83.22
	02/08/05		93.89		22.95	70.94
	04/19/05		93.89		22.89	71.00
	11/16/05		93.89		20.89	73.00
MW-2	12/30/03	20.0-30.0	105.5		23.30	82.19
	02/08/05		94.7		24.13	70.57
	04/19/05		94.7		24.08	70.62
	11/16/05		94.7		23.30	71.40
MW-3	12/30/03	19.0-29.0	105.22		23.44	81.78
	02/08/05		94.45	23.30	30.04	64.41
	04/19/05		94.45	23.70	24.13	70.32
LPH	11/16/05	0.19	94.45	23.11	23.30	71.15
MW-4	12/30/03	18.0-28.0	105.64		21.29	84.35
	02/08/05		94.85		22.34	72.51
	04/19/05		94.85		22.89	71.96
	11/16/05		94.85		21.53	73.32
MW-5	12/30/03	16.0-26.0	105.59		22.92	82.67
	04/19/05		95.26		23.58	71.68
	11/16/05		95.26		23.09	72.17
MW-6	12/30/03	20.0-30.0	105.77		23.55	82.22
	02/08/05		94.96		24.43	70.53
	04/19/05		94.96		24.30	70.66
	11/16/05		94.96		22.74	72.22
MW-7	12/30/03	20.0-30.0	106.76		23.59	83.17
	02/08/05		95.93		24.54	71.39
	04/19/05		95.93		24.52	71.41
	11/16/05		95.93		22.95	72.98
MW-8	12/30/03	18.5-28.5	105.57		20.28	85.29
	02/08/05		94.79		21.93	72.86
	04/19/05		94.79		21.90	72.89
	11/16/05		94.79		20.51	74.28
MW-9	12/30/03	20.0-30.0	103.77	22.74	22.75	81.02
	04/19/05		92.3		23.54	68.76
	11/16/05		92.3		23.03	69.27

TABLE 1A
Groundwater Elevation Data (ft)
Handy Pantry #65 & Clouds Chevron
Columbia, SC - USTs #07584 & #07777/12352

Monitoring Well	Date	Depth to Screen Below Ground Surface	TOC Elevation	Depth to Product from TOC	Depth to Water from TOC	Groundwater Elevation
MW-10	12/30/03	18.0-28.0	97.38		17.44	79.94
	02/08/05		85.98	17.85	18.98	67.00
	04/19/05		85.98	17.73	18.52	67.46
LPH	11/16/05	0.07	85.98	18.07	18.14	67.84
MW-11	12/30/03		99.81		19.57	80.24
	02/08/05		88.46		20.36	68.10
	04/19/05		88.46		20.17	68.29
	11/16/05		88.46		20.13	68.33
MW-12	12/30/03		84.16		4.75	79.41
	02/08/05		72.8		5.57	67.23
	04/19/05		72.8		5.25	67.55
	11/16/05		72.8		6.85	65.95
MW-13	12/30/03		92.24		12.18	80.06
	02/08/05		80.44		12.17	68.27
	04/21/05		80.44		12.05	68.39
	11/16/05		80.44		12.56	67.88
MW-15	12/30/03	15.0-25.0	97.9	17.56	17.58	80.29
	02/08/05		86.44	18.31	18.34	68.10
	04/21/05		86.44		18.14	68.30
	11/16/05		86.44		17.86	68.58
MW-16	12/30/03	15.0-25.0	99.57		18.95	80.62
	02/08/05		88.19		19.87	68.32
	04/21/05		88.19		19.60	68.59
	11/16/05		88.19		18.35	69.84
MW-17	12/30/03	20.0-30.0	103.95		23.74	80.21
	02/08/05		92.45		24.42	68.03
	04/21/05		92.45		24.20	68.25
LPH	11/16/05	0.02	92.45	23.83	23.85	68.60
MW-18	12/30/03	20.0-30.0	106.29	25.48	25.72	80.57
	02/08/05		94.81	26.45	26.76	68.05
	04/19/05		94.81	26.26	26.28	68.53
LPH	11/16/05	0.03	94.81	25.97	26.00	68.81
MW-19	12/30/03	20.0-30.0	105.45		24.59	80.86
	02/08/05		93.96		25.52	68.44
	04/21/05		93.96		25.00	68.96
	11/16/05		93.96		24.98	68.98

TABLE 1A
Groundwater Elevation Data (ft)
Handy Pantry #65 & Clouds Chevron
Columbia, SC - USTs #07584 & #07777/12352

Monitoring Well	Date	Depth of Screened Interval	TOC Elevation	Depth to Product	Depth to Groundwater from TOC	Groundwater Elevation
MW-20	12/30/03	15.0-25.0	106.04		23.05	82.99
	02/08/05		94.12		24.00	70.12
	04/21/05		94.12		23.51	70.61
	11/16/05		94.12		22.93	71.19
MW-21	12/30/03	15.0-25.0	103.87		21.03	82.84
	04/21/05		Destroyed			Destroyed
MW-22	12/30/03	20.0-30.0	105.61		22.36	83.25
	02/08/05		94.25	23.25	23.28	70.97
	04/21/05		94.25		22.78	71.47
	11/16/05		94.25		22.32	71.93
MW-23	12/30/03	20.0-30.0	105.52		24.82	80.70
	02/08/05		94.43		25.80	68.63
	04/21/05		94.43		25.32	69.11
	11/16/05		94.43		25.04	69.39
MW-24	12/30/03	20.0-30.0	105.34		23.88	81.46
	02/08/05		93.94		24.80	69.14
	04/21/05		93.94		24.35	69.59
	11/16/05		93.94		paved	over
MW-25	12/30/03		103.68		21.23	82.45
	02/08/05		93.09		22.35	70.74
	04/21/05		93.09		21.89	71.20
	11/16/05		93.09		21.34	71.75
MW-26	12/30/03		106.56		20.50	86.06
	04/21/05		95.96		23.36	72.60
	11/16/05		95.96		22.42	73.54
MW-27	04/20/05	15.0-30.0	91.4		17.02	74.38
	11/16/05	15.0-30.0	91.4		under	gravel
MW-28	04/20/05	15.0-30.0	91.46		18.87	72.59
	11/16/05	15.0-30.0	91.46		18.72	72.74
MW-29	04/20/05	15.0-30.0	91.09		19.06	72.03
	11/16/05	15.0-30.0	91.09		18.87	72.22
MW-30	04/20/05	15.0-30.0	92.77		22.86	69.91
	11/16/05	15.0-30.0	92.77		22.01	70.76
MW-31	04/20/05	20.0-35.0	95.2		26.51	68.69
	11/16/05	20.0-35.0	95.2		26.26	68.94
MW-32	04/20/05	15.0-30.0	92.87		23.66	69.21
	11/16/05	15.0-30.0	92.87		23.04	69.83

TABLE 1A
Groundwater Elevation Data (ft)
Handy Pantry #65 & Clouds Chevron
Columbia, SC - USTs #07584 & #07777/12352

[illegible]	[illegible]	[illegible]	TOC [illegible]	[illegible]	Depth to Water from TOC	Groundwater Elevation
MW-33	04/20/05	20.0-35.0	93.84		25.27	68.57
	11/16/05	20.0-35.0	93.84		24.87	68.97
MW-34	04/20/05	20.0-35.0	94.77		26.11	68.66
	11/16/05	20.0-35.0	94.77		25.70	69.07
MW-35	04/20/05	20.0-35.0	93.71		25.14	68.57
	11/16/05	20.0-35.0	93.71		24.80	68.91
MW-36	04/20/05	20.0-35.0	93.89		24.96	68.93
	11/16/05	20.0-35.0	93.89		24.65	69.24
MW-37	04/20/05	20.0-35.0	93.78		25.25	68.53
	11/16/05	20.0-35.0	93.78		24.90	68.88
MW-38	04/20/05	20.0-35.0	95.53		26.78	68.75
	11/16/05	20.0-35.0	95.53		26.32	69.21
MW-39	04/20/05	20.0-35.0	96.19		27.65	68.54
	11/16/05	20.0-35.0	96.19		27.35	68.84
MW-40	04/20/05	20.0-35.0	95.69		27.31	68.38
	11/16/05	20.0-35.0	95.69		27.00	68.69
MW-41	04/20/05	20.0-35.0	94.85		26.68	68.17
	11/16/05	20.0-35.0	94.85		26.43	68.42
MW-42	04/20/05	20.0-35.0	95.81		27.53	68.28
	11/16/05	20.0-35.0	95.81		27.06	68.75
MW-43	04/21/05	20.0-40.0	95.15		26.28	68.87
	11/16/05	20.0-40.0	95.15		25.84	69.31
MW-44	04/21/05	16.0-31.0	94.57		25.03	69.54
	11/16/05	16.0-31.0	94.57		24.56	70.01
MW-45	04/21/05	15.0-30.0	92.51		23.39	69.12
	11/16/05	15.0-30.0	92.51		23.01	69.50
MW-46	04/21/05	20.0-35.0	94.5		25.71	68.79
	11/16/05	20.0-35.0	94.5		25.22	69.28
MW-47	04/21/05	20.0-35.0	92.44		23.61	68.83
	11/16/05	20.0-35.0	92.44		23.22	69.22
MW-48	04/21/05	15.0-30.0	89.95		20.75	69.20
	11/16/05	15.0-30.0	89.95		20.61	69.34
MW-49	04/21/05	15.0-30.0	88.18		18.39	69.79
	11/16/05	15.0-30.0	88.18		18.14	70.04
MW-50	04/21/05	15.0-30.0	84.09		15.15	68.94
	11/16/05	15.0-30.0	84.09		15.45	68.64
MW-51	04/21/05	20.0-35.0	93.91		24.66	69.25
	11/16/05	20.0-35.0	93.91		24.45	69.46

TABLE 1A
Groundwater Elevation Data (ft)
Handy Pantry #65 & Clouds Chevron
Columbia, SC - USTs #07584 & #07777/12352

Monitoring Well	Date	Depth of Screen Below Ground Surface	TOC Elevation	Depth to Free Product (FP)	Depth to Groundwater from TOC	Groundwater Elevation
MW-52	04/21/05	15.0-30.0	90.21		21.88	68.33
	11/16/05	15.0-30.0	90.21		21.67	68.54
MW-53	04/21/05	5.0-20.0	79.6		11.55	68.05
	11/16/05	5.0-20.0	79.6		11.43	68.17
MW-54	04/21/05	5.0-20.0	77.58		12.31	65.27
	11/16/05	5.0-20.0	77.58		12.29	65.29
MW-55	04/21/05	4.0-14.0	71.22		4.88	66.34
	11/16/05	4.0-14.0	71.22		3.85	67.37
MW-56	04/21/05	5.0-20.0	76.39		8.90	67.49
	11/16/05	5.0-20.0	76.39		8.95	67.44
MW-57	04/21/05	4.0-14.0	67.2		1.41	65.79
	11/16/05	4.0-14.0	67.2		1.56	65.64
MW-58	04/21/05	4.0-19.0	76.37		10.65	65.72
	11/16/05	4.0-19.0	76.37		11.03	65.34
MW-59	04/21/05	2.0-17.0	68.02		4.64	63.38
	11/16/05	2.0-17.0	68.02		4.78	63.24
MW-60	04/21/05	4.0-14.0	67.94		5.29	62.65
	11/16/05	4.0-14.0	67.94	could	not	locate
MW-61	05/17/05	20.0 - 35.0	91.00		21.25	69.75
	11/16/05	20.0 - 35.0	91.00		19.94	71.06
MW-62	05/17/05	20.0 - 35.0	94.05		24.99	69.06
	11/16/05	20.0 - 35.0	94.05		24.64	69.41
MW-63	05/17/05	20.0 - 35.0	94.65		26.41	68.24
	11/16/05	20.0 - 35.0	94.65		24.90	69.75
MW-64	05/17/05	20.0 - 35.0	94.36		26.74	67.62
	11/16/05	20.0 - 35.0	94.36		25.39	68.97
MW-65	05/17/05	20.0 - 35.0	94.04		26.46	67.58
	11/16/05	20.0 - 35.0	94.04		26.14	67.90
MW-66	05/17/05	20.0 - 35.0	95.25		27.50	67.75
	11/16/05	20.0 - 35.0	95.25		27.20	68.05
MW-67	05/17/05	20.0 - 35.0	96.10		27.72	68.38
	11/16/05	20.0 - 35.0	96.10		27.29	68.81
MW-68	05/18/05	20.0 - 35.0	94.02		26.46	67.56
	11/16/05	20.0 - 35.0	94.02		26.00	68.02
MW-69	05/18/05	20.0 - 35.0	94.36		26.85	67.51
	11/16/05	20.0 - 35.0	94.36		26.39	67.97
MW-70	05/18/05	20.0 - 35.0	95.49		27.30	68.19
	11/16/05	20.0 - 35.0	95.49		25.95	69.54
MW-5aR	04/20/05	18.0-28.0	94.18		22.68	71.50
	11/16/05	18.0-28.0	94.18		21.34	72.84
PW-1R	04/20/05	45.0 - 50.0	93.75		25.16	68.59
	11/16/05	45.0 - 50.0	93.75		24.96	68.79
RW-1R	04/20/05	9.0-29.0	93.66		24.69	68.97
	11/16/05	9.0-29.0	93.66		24.04	69.62

TABLE 1A
Groundwater Elevation Data (ft)
Handy Pantry #65 & Clouds Chevron
Columbia, SC - USTs #07584 & #07777/12352

Monitoring Well	Date	Screened Interval (ft bgs)	TOC Elevation	Product Thickness (ft)	Depth to Water from TOC	Corrected Groundwater Elevation
DW-1	12/30/03	65.0 - 70.0	105.43		45.44	59.99
	04/21/05		94.66		45.38	49.28
	11/16/05		94.66		44.85	49.81
DW-2	12/30/03	70.0 - 75.0	104.82		44.67	60.15
	04/21/05		94.02		44.55	49.47
	11/16/05		94.02		44.92	49.10
DW-3	12/30/03	47.0 - 52.0			24.54	
	02/08/05		93.75		24.95	68.80
	04/21/05		93.75		25.27	68.48
	11/16/05		93.75		24.93	68.82
DW-4	04/21/05	105.0 - 110.0	93.79		42.68	51.11
	11/16/05	105.0 - 110.0	93.79		paved	over
DW-5	04/21/05	65.0 - 70.0	93.74		43.77	49.97
	11/16/05	65.0 - 70.0	93.74		45.02	48.72
DW-6	04/21/05	65.0 - 70.0	95.9		46.38	49.52
	11/16/05	65.0 - 70.0	95.9		47.80	48.10
DW-7	04/21/05	50.0 - 55.0	72.79		24.71	48.08
	11/16/05	50.0 - 55.0	72.79		25.22	47.57
DW-8	04/21/05	50.0 - 55.0	68.63		21.21	47.42
	11/16/05	50.0 - 55.0	68.63		21.44	47.19
DW-9	05/17/05	60.0 - 65.0	76.47		28.78	47.69
	11/16/05	60.0 - 65.0	76.47		28.99	47.48

1) All TOC elevations relative to an arbitrary assigned datum of 93.97 feet onsite.
2) Corrected groundwater elevation = TOC - (measured water level - (0.78 x product thickness))
3) Screening depths are unknown for wells MW-11,MW-12,MW-13,MW-25,MW-26.
4) Wells MW-61 through MW-70 and DW-9 were tied into original survey by Consultech.

Table 1B
Groundwater Field Parameter Measurements
Handy Pantry #65 & Clouds Chevron
Columbia, SC - USTs #07584 & #07777/12352

[illegible]	[illegible]	[illegible]	[illegible]	[illegible]	[illegible]
MW-1	11/18/03	NA	5.3	23.5	101
	04/19/05	3.1	5.4	18.1	183
	11/16/05	2.5	5.2	22.1	120
MW-2	11/18/03	NA	5.2	23.8	95
	04/19/05	3.2	4.8	19.0	125
	11/16/05	2.7	5.3	22.1	130
MW-3	10/27/03	NA	7.1	22.6	134
	04/19/05	1.1	4.9	17.1	845
	11/16/05	2.5	6.9	21.9	150
MW-4	11/18/03	NA	5.6	24.7	114
	04/19/05	3.6	6.0	19.1	246
	11/16/05	2.6	5.5	22.3	120
MW-5	10/27/03	NA	7.9	21.8	184
	04/19/05	2.9	6.0	19.8	84
	11/16/05	2.7	7.5	22.1	150
MW-6	11/18/03	NA	5.1	24.5	124
	04/19/05	2.0	5.4	20.0	762
	11/16/05	2.3	5.0	22.2	150
MW-7	11/18/03	NA	4.9	24.3	105
	04/19/05	3.4	5.8	20.1	146
	11/16/05	2.9	4.8	21.8	95
MW-8	11/18/03	NA	4.9	24.6	85
	04/19/05	4.0	7.0	19.5	113
	11/16/05	3.1	4.9	22.4	98
MW-9	11/18/03	LPH	LPH	LPH	LPH
	04/19/05	1.8	5.2	20.2	794
	11/16/05	2.1	5.1	22.5	523
MW-10	11/18/03	LPH	LPH	LPH	LPH
	04/19/05	1.3	5.1	20.1	1243
	11/16/05	1.9	5.2	22.5	845
MW-11	11/18/03	NA	4.8	22.8	65
	04/19/05	2.4	7.2	20.8	346
	11/16/05	2.1	4.9	22.1	90

Table 1B
Groundwater Field Parameter Measurements
Handy Pantry #65 & Clouds Chevron
Columbia, SC - USTs #07584 & #07777/12352

Well Number	Date	Dissolved oxygen (mg/l)	pH	Temperature Degrees Celcius	Conductivity (µS/cm)
MW-12	11/18/03	NA	5.5	25.7	229
	04/21/05	3.2	6.4	19.4	107
	11/16/05	2.9	5.2	22.3	152
MW-13	11/18/03	NA	4.6	23.8	192
	04/21/05	3.6	6.0	18.3	336
	11/16/05	3.2	4.8	22.5	183
MW-15	11/18/03	LPH	LPH	LPH	LPH
	04/19/05	1.4	5.4	17.9	813
	11/16/05	1.9	5.1	22.1	750
MW-16	11/18/03	NA	6.9	23.1	353
	04/21/05	1.8	5.1	18.6	722
	11/16/05	2.1	6.7	22.1	425
MW-17	11/18/03	LPH	LPH	LPH	LPH
	04/21/05	1.4	4.9	19.2	694
	11/16/05	1.8	5.1	22.0	725
MW-18	10/29/03	LPH	LPH	LPH	LPH
	04/20/05	1.0	5.2	19.6	988
	11/16/05	1.9	5.3	22.3	925
MW-19	10/29/03	LPH	LPH	LPH	LPH
	04/20/05	1.2	5.1	19.6	617
	11/16/05	1.6	5.3	22.4	590
MW-20	10/29/03	NA	4.7	21.1	568
	04/20/05	3.6	6.3	18.4	139
	11/16/05	3.4	4.9	21.5	525
MW-21	10/29/03	NA	5.5	20.2	580
	04/20/05	Destroyed	Destroyed	Destroyed	Destroyed
	11/16/05	?	?	?	?
MW-22	11/25/03	NA	5.5	23.1	255
	04/20/05	4.1	6.8	18.3	97
	11/16/05	2.5	5.7	22.4	210
MW-23	11/25/03	NA	5.5	23.1	97
	04/20/05	2.9	6.5	19.6	86

Table 1B
Groundwater Field Parameter Measurements
Handy Pantry #65 & Clouds Chevron
Columbia, SC - USTs #07584 & #07777/12352

	11/16/05	3.2	5.8	22.3	81
MW-24	11/25/03	NA	4.7	24.3	102
	04/20/05	3.2	6.4	20.1	72
	11/16/05	3.1	4.9	22.4	92
MW-25	10/29/03	NA	6.1	19.6	589
	04/20/05	2.4	6.0	18.4	804
	11/16/05	2.8	5.8	21.9	472
MW-26	11/25/03	NA	4.5	24.1	89
	04/21/05	2.4	6.2	19.2	83
	11/16/05	2.8	4.6	22.1	102
MW-27	04/20/05	3.1	6.4	18.4	94
	11/16/05	2.8	6.1	22.3	129
MW-28	04/20/05	3.6	7	19.1	105
	11/16/05	3.2	6.2	22.4	136
MW-29	04/20/05	3.7	7.4	18.4	83
	11/16/05	3.5	6.5	22.2	143
MW-30	04/20/05	3.1	6.3	17.8	41
	11/16/05	3.2	6.4	22.1	92
MW-31	04/20/05	3.0	6.4	16.1	125
	11/16/05	3.3	6.3	22.0	153
MW-32	04/21/05	2.8	6.9	18.4	215
	11/16/05	2.7	6.7	22.2	259
MW-33	04/20/05	2.9	6.4	19.2	106
	11/16/05	3.1	6.8	22.1	93
MW-34	04/20/05	3.1	7.1	18.3	113
	11/16/05	2.9	6.9	22.2	89
MW-35	04/20/05	3.4	7.3	19.4	162
	11/16/05	3.2	6.9	22.3	84
MW-36	04/20/05	3.8	6.1	20.1	168
	11/16/05	3.4	6.0	22.3	73

Table 1B
Groundwater Field Parameter Measurements
Handy Pantry #65 & Clouds Chevron
Columbia, SC - USTs #07584 & #07777/12352

Well Number	Date	Dissolved Oxygen milligrams per liter	pH	Temperature degrees Celcius	Conductivity micromhos per centimeter
MW-37	04/20/05	3.9	6	18.1	149
	11/16/05	3.3	5.9	22.1	89
MW-38	04/20/05	2.4	6.7	20.0	131
	11/16/05	2.7	6.5	22.3	83
MW-39	04/20/05	3.1	6.0	18.3	189
	11/16/05	3.0	5.8	22.1	92
MW-40	04/20/05	3.0	6.7	17.9	174
	11/16/05	2.9	6.4	22.1	125
MW-41	04/20/05	3.3	6.3	19.4	93
	11/16/05	3.1	6.5	22.3	81
MW-42	04/20/05	3.0	6.3	19.3	62
	11/16/05	2.8	6.4	22	93
MW-43	04/21/05	2.6	6.1	19.7	110
	11/16/05	2.7	6.3	21.9	71
MW-44	04/21/05	2.8	6.7	18.6	234
	11/16/05	2.6	6.6	21.6	143
MW-45	04/21/05	2.4	6.2	19.4	185
	11/16/05	2.2	6	21.7	86
MW-46	04/21/05	3.0	6.3	18.3	106
	11/16/05	3.2	6.1	21.8	90
MW-47	04/21/05	3.2	6.9	18.1	115
	11/16/05	3.0	6.6	21.9	78
MW-48	04/21/05	2.5	7.0	18.5	245
	11/16/05	2.8	6.8	21.7	98
MW-49	04/21/05	3.0	6.1	19.8	210
	11/16/05	2.7	5.9	21.8	72
MW-50	04/21/05	3.1	6.4	18.7	116
	11/16/05	2.9	6.2	21.8	83
MW-51	04/21/05	3.1	6.7	20.1	84
	11/16/05	2.9	6.5	21.6	91

Table 1B
Groundwater Field Parameter Measurements
Handy Pantry #65 & Clouds Chevron
Columbia, SC - USTs #07584 & #07777/12352

Well Number	Date	Dissolved Oxygen (mg/l)	pH	Temperature (Degrees Celsius)	Conductivity (µS/cm)
MW-52	04/21/05	3.0	6.5	18.8	135
	11/16/05	2.7	6.4	22.7	106
MW-53	04/21/05	3.4	6.5	18.9	72
	11/16/05	3.2	6.3	21.8	117
MW-54	04/21/05	2.9	6.7	18.1	64
	11/16/05	3.3	6.5	21.8	91
MW-55	04/21/05	2.8	6.4	18.9	74
	11/16/05	3.4	6.3	21.6	96
MW-56	04/21/05	3.4	6.3	19.2	81
	11/16/05	3.2	6.1	21.8	97
MW-57	04/21/05	2.0	6.2	18.4	76
	11/16/05	2.5	6.1	21.7	86
MW-58	04/21/05	2.1	6.1	19.1	84
	11/16/05	2.6	6	21.6	96
MW-59	04/21/05	3.6	6.3	18.3	115
	11/16/05	3.4	6.1	21.7	127
MW-60	04/21/05	3.6	6.4	17.2	96
	11/16/05	3.2	6.2	21.8	109
MW-61	05/17/05	4.0	5.3	24.6	142
	11/16/05	3.6	5.6	21.6	114
MW-62	05/17/05	3.9	4.8	24.2	398
	11/16/05	3.7	4.7	21.7	256
MW-63	05/17/05	4.1	5.1	23.5	169
	11/16/05	4.3	5.4	21.8	143
MW-64	05/17/05	2.9	5.6	23.9	143
	11/16/05	3.2	5.7	21.7	121
MW-65	05/17/05	2.0	5.4	24.8	217
	11/16/05	2.5	5.5	21.8	189
MW-66	05/17/05	3.2	5.9	24.2	29
	11/16/05	3.6	6.1	21.9	83

Table 1B
Groundwater Field Parameter Measurements
Handy Pantry #65 & Clouds Chevron
Columbia, SC - USTs #07584 & #07777/12352

Well Number	Date	Dissolved Oxygen (mg/L)	pH	Temperature Degrees Celsius	Conductivity (µs/cm)
MW-67	05/17/05	4.1	5.3	25.0	68
	11/16/05	3.8	5.1	21.8	89
MW-68	05/18/05	3.9	6.2	25.4	112
	11/16/05	3.5	6.5	21.8	76
MW-69	05/18/05	2.4	5.7	27.1	85
	11/16/05	2.7	5.9	21.8	79
MW-70	05/18/05	3.5	5.9	26.4	69
	11/16/05	3.1	5.8	21.9	86
MW-5a	11/25/03	NA	6.7	22.9	95
MW-5aR	04/20/05	3.4	5.2	18.3	143
	11/16/05	3.1	6.2	22.2	124
PW-1	10/29/03	NA	5.9	21.2	571
PW-1R	04/20/05	3.2	5.3	19.2	119
	11/16/05	2.9	5.6	22.5	391
RW-1	10/29/03	LPH	LPH	LPH	LPH
RW-1R	04/20/05	2.0	6.0	18.1	72
	11/16/05	1.9	5.8	22.4	95
DW-1	10/27/03	NA	10.9	21.0	1150
	04/20/05	3.1	7.8	18.3	484
	11/16/05	3.3	7.4	21.7	253
DW-2	10/27/03	NA	9.7	20.7	147
	04/20/05	3.0	7.9	16.9	42
	11/16/05	3.3	8.1	21.8	131
DW-3	12/30/03	NA	10.8	22.1	1232
	04/20/05	1.4	7.7	18.1	796
	11/16/05	1.6	8.2	21.6	530
DW-4	04/21/05	2.9	6.3	18.6	142
	11/16/05	3.2	6.7	21.6	123

Table 1B
Groundwater Field Parameter Measurements
Handy Pantry #65 & Clouds Chevron
Columbia, SC - USTs #07584 & #07777/12352

Well Number	Date	Dissolved Oxygen (mg/L)	pH	Temperature (Degrees Celcius)	Specific Conductance (µs/cm)
DW-5	04/21/05	3.1	6.3	18.7	64
	11/16/05	3.4	6.8	21.7	85
DW-6	04/20/05	3.6	6.4	19.0	52
	11/16/05	3.2	6.9	21.6	89
DW-7	04/21/05	2.9	6	19.3	144
	11/16/05	3.0	6.1	21.5	103
DW-8	04/21/05	4.0	5.7	19.1	131
	11/16/05	3.6	5.9	21.5	105
DW-9	05/17/05	5.0	6.6	22.2	68
	11/16/05	5.6	6.9	21.6	92
SW-1	04/21/05	1.9	5.1	22.4	319
	11/16/05	2.1	4.9	21.4	220

Note: 1) The temperature was measured in degrees Celcius
2) NA - Not available

Table 2A
BTEX , MtBE, Naphthalenes, & EDB Analytical Results ug/l
Handy Pantry #65 & Clouds Chevron
Columbia, SC - USTs #07584 & #07777/12352

[illegible]	[illegible]	[illegible]	[illegible]	[illegible]	[illegible]	[illegible]	[illegible]	[illegible]	[illegible]
MW-1	11/18/03	<1	1.3	<1	1.6	<1	<5	NS	11
	04/19/05	<1	<1	<1	<1	<1	<5	<0.02	10
	11/16/05	<1	<1	<1	<1	<1	<5	<0.02	10
MW-2	[redacted]								
	11/18/03	17,900	34,600	3,630	17,000	6,150	<250	NS	79,530
	04/19/05	4,230	9,910	1,250	8,540	4,910	1,410	<0.02	30,250
	11/16/05	5900	11000	1800	12000	3200	570	39	34,509
MW-3	[redacted]								
	10/27/03	11,300	72,500	5,980	20,800	20,200	870	NS	129,650
	04/19/05	5,620	14,200	2,940	7,530	10,900	910	<0.02	42,100
	11/16/05	15,000	27,000	3,500	19,000	37,000	1,500	230	103,230
MW-4	11/18/03	<1	1.8	<1	2.8	1.2	<5	NS	13
	04/19/05	<1	<1	<1	<1	2.6	<5	<0.02	11.6
	11/16/05	<1	<1	<1	<1	7.9	<5	0.074	17
MW-5	[redacted]								
	10/27/03	779	968	336	2,020	89.5	1240	NS	5,433
	04/19/05	1,140	4,790	1,940	10,400	13	570	2.81	18,857
	11/16/05	<100	3600	2300	8300	<100	710	0.840	15,011
MW-6	[redacted]								
	11/18/03	13.2	3.8	<1	66.5	<1	<5	NS	91
	04/19/05	16.1	1.5	<1	119	<1	7.1	<0.02	146
	11/16/05	13	<1	<1	60	<1	<5	<0.02	81
MW-7	11/18/03	<1	<1	<1	<1	<1	<5	NS	10
	04/19/05	<1	<1	<1	<1	<1	<5	<0.02	10
	11/16/05	<1	<1	<1	<1	<1	<5	<0.02	10
MW-8	11/18/03	<1	<1	<1	<1	<1	<5	NS	10
	04/19/05	<1	<1	<1	<1	<1	<5	<0.02	10
	11/16/05	<1	<1	<1	<1	<1	<5	<0.02	10
MW-9	[redacted]								
	11/18/03	.01' LPH	.01' LPH	.01' LPH	.01' LPH	.01' LPH	.01' LPH	NS	
	04/19/05	2,280	9,010	773	5,230	34.3	900	<0.02	18227
	11/16/05	3,100	9,800	2,100	11,000	<10	1000	0.150	27010
MW-10	[redacted]								
	11/18/03	.10' LPH	.10' LPH	.10' LPH	.10' LPH	.10' LPH	.10' LPH	NS	
	04/19/05	6,200	23,800	3,320	33,200	890	1,440	<0.02	0
	11/16/05	12,000	17,000	2,700	13,000	540	990	0.230	46,230
MW-11	[redacted]								
	11/18/03	28.4	46.4	1.2	9.3	<1	<5	NS	91
	04/19/05	34.5	20	2	8	<1	<5	<0.02	71
	11/16/05	<25	230	<25	<25	<25	<130	<0.02	460

Table 2A
BTEX , MtBE, Naphthalenes, & EDB Analytical Results ug/l
Handy Pantry #65 & Clouds Chevron
Columbia, SC - USTs #07584 & #07777/12352

[illegible]	[illegible]	[illegible]	[illegible]	[illegible]	[illegible]	[illegible]	[illegible]	EDB	[illegible]
MW-12	[illegible]								
	11/18/03	5,400	125	489	203	682	<50	NS	6,949
	04/21/05	8,550	4,000	1,460	2,640	69	314	0.10	17,034
	11/16/05	25	230	25	25	25	130	0.020	17,042
MW-13	11/18/03	120	<1	17	43	8	<5	NS	188
	04/21/05	<1	<1	<1	<1	<1	<5	<0.02	10
	11/16/05	<1	<1	<1	<1	<1	<5	<0.02	10
MW-15	[illegible]								
	11/18/03	.03' LPH	.03' LPH	.03' LPH	.03' LPH	.03' LPH	.03' LPH	NS	
	04/19/05	565	1,950	617	3,760	5.6	859	<0.02	7,757
	11/16/05	210	520	230	720	<1	190	<0.02	1,871
MW-16	11/18/03	436	300	66	244	<10	<50	NS	1,096
	04/21/05	<1	1.6	<1	7.7	<1	<5	<0.02	16
	11/16/05	<1	16	5	36	<1	31	<0.02	90
MW-17	[illegible]								
	11/18/03	.65' LPH	.65' LPH	.65' LPH	.65' LPH	.65' LPH	.65' LPH	NS	0
	04/21/05	4,720	32,600	4,440	23,700	2.2	620	<0.02	66,082
	11/16/05	3,500	28,000	3,600	20,000	<200	1800	<0.02	57,100
MW-18	[illegible]								
	10/29/03	.13' LPH	.13' LPH	.13' LPH	.13' LPH	.13' LPH	.13' LPH	NS	
	04/20/05	6,910	17,400	2,530	13,800	8,920	1,580	11.2	51,161
	11/16/05	18,000	37,000	3,200	17,000	6,400	1,300	1.6	82,902
MW-19	[illegible]								
	10/29/03	.02' LPH	.02' LPH	.02' LPH	.02' LPH	.02' LPH	.02' LPH	NS	
	04/20/05	18,200	63,600	2,980	16,300	962	2,290	24.1	104,366
	11/16/05	23,000	48,000	3,600	20,000	4,200	1,300	1.70	100,102
MW-20	[illegible]								
	10/29/03	24,200	38,600	2,760	12,800	6,300	1,050	NS	85,710
	04/20/05	12,800	23,400	1,630	12,400	18,000	1430	<0.02	69,660
	11/16/05	19,000	36,000	3,200	18,000	7,200	1,400	<0.02	84,800
MW-21	10/29/03	18.9	240	537	3,830	<1	116	NS	NS
	04/20/05	destroyed	destroyed	destroyed	destroyed	destroyed	destroyed	destroyed	destroyed
	11/16/05	destroyed	destroyed	destroyed	destroyed	destroyed	destroyed	destroyed	destroyed
MW-22	[illegible]								
	11/25/03	30,000	48,200	6,550	31,900	1,560	3,380	NS	121,590
	04/20/05	800	3,640	126	760	1,800	148	0.04	7,294
	11/16/05	24,000	39,000	5,000	27,000	780	4600	<0.02	100,380
MW-23	[illegible]								
	11/25/03	43,000	85,500	4,140	85,000	5,800	1,140	NS	224,580
	04/20/05	1,770	1,250	195	1,650	1,390	140	<0.02	6,395
	11/16/05	8,100	19,000	1,800	9,700	1600	<1000	1.30	41,201

Table 2A
BTEX , MtBE, Naphthalenes, & EDB Analytical Results ug/l
Handy Pantry #65 & Clouds Chevron
Columbia, SC - USTs #07584 & #07777/12352

[illegible]	Date	[illegible]	[illegible]	[illegible]	[illegible]	[illegible]	[illegible]	[illegible]	[illegible]
MW-24	[illegible]								
	11/25/03	35,000	37,600	2,760	12,300	7,750	595	NS	96,005
	04/20/05	1,340	1,520	98	1,730	610	66.5	26.3	5,396
	11/16/05	NS							
MW-25	[illegible]								
	10/29/03	10,300	37,400	3,300	17,600	80.0	1,080	NS	69,760
	04/20/05	6,900	41,800	7,800	45,600	17.7	3,180	<0.02	105,298
	11/16/05	1,600	6,200	850	4,400	17	260	<0.02	13,327
MW-26	11/25/03	<1	<1	<1	<1	<1	<5	NS	10
	04/21/05	<1	<1	<1	<1	<1	<5	<0.02	10
	11/16/05	<1	<1	<1	<1	<1	<5	<0.02	10
MW-27	04/20/05	<1	1	<1	<1	<1	<5	11.1	21
	11/16/05	NS							
MW-28	04/20/05	<1	<1	<1	<1	<1	<5	5.17	15
	11/16/05	360	970	96	490	<50	<250	<0.02	2,216
MW-29	04/20/05	<1	<1	<1	<1	<1	<5	<0.02	10
	11/16/05	<100	<100	<100	<100	<100	3500	<0.02	4,000
MW-30	04/20/05	<1	<1	<1	<1	<1	<5	<0.02	10
	11/16/05	<1	<1	<1	<1	<1	<5	0.110	10.11
MW-31	[illegible]								
	04/20/05	227	251	261	450	2.2	82.9	<0.02	1,274
	11/16/05	20	53	21	260	<1	51	<0.02	406
MW-32	[illegible]								
	04/21/05	264	740	406	2,440	<5	176	<0.02	4,031
	11/16/05	400	14,000	520	18,000	<5	170	0.088	33,095
MW-33	[illegible]								
	04/20/05	3,860	7,820	938	4,660	25.6	164	<0.02	17,468
	11/16/05	410	1,600	290	1,400	50	<100	<0.02	3,850
MW-34	[illegible]								
	04/20/05	2,020	9,180	1,840	10,300	<1	1,060	<0.02	24,401
	11/16/05	250	870	180	1,700	<10	360	0.160	3,370
MW-35	[illegible]								
	04/20/05	4,090	4,060	296	1,590	1,730	238	0.03	12,004
	11/16/05	12,000	22,000	3,200	15,000	1,300	1200	3.20	54,703
MW-36	[illegible]								
	04/20/05	302	621	165	427	3.7	29.4	0.48	1,549
	11/16/05	140	310	320	1,400	<1	120	<0.02	2,291
MW-37	[illegible]								
	04/20/05	764	1,750	780	1,870	<1	158	2.01	5,325
	11/16/05	360	360	44	170	160	15	0.097	1,109
MW-38	04/20/05	<1	<1	<1	<1	<1	<5	<0.02	10
	11/16/05	<1	<1	<1	<1	<1	<5	<0.02	10

Table 2A
BTEX , MtBE, Naphthalenes, & EDB Analytical Results ug/l
Handy Pantry #65 & Clouds Chevron
Columbia, SC - USTs #07584 & #07777/12352

Sample ID	Date	Benzene	Toluene	Ethylbenzene	Xylenes	MTBE	Naphthalene	EDB	Total BTEX
MW-39	[redacted]								
	04/20/05	3,680	23,200	3,050	16,800	66	2,120	<0.02	48,916
	11/16/05	3,100	17,000	2,600	13,000	<25	830	0.29	36,555
MW-40	[redacted]								
	04/20/05	1,940	7,660	3,880	5,220	1.8	1,140	<0.02	19,842
	11/16/05	840	740	690	1,900	<1	500	0.220	4,671
MW-41	[redacted]								
	04/20/05	869	8,580	462	2,370	<1	182	1.98	12,466
	11/16/05	<1	<1	<1	<1	<1	<5	<0.02	10.02
MW-42	[redacted]								
	04/20/05	16	2,460	546	2,980	<1	124	1.15	6,128
	11/16/05	<1	<1	<1	<1	<1	5.4	<0.02	10
MW-43	03/24/05	<1	<1	<1	<1	<1	<5	<1	10
	04/21/05	<1	1	<1	<1	<1	<5	<0.02	10
	11/16/05	<1	<1	<1	<1	<1	<5	<0.02	10
MW-44	03/24/05	<1	<1	<1	<1	<1	<5	<1	11
	04/21/05	<1	<1	<1	<1	<1	<5	<0.02	10
	11/16/05	<1	<1	<1	<1	<1	<5	<0.02	10
MW-45	04/21/05	<1	<1	<1	<1	<1	<5	<0.02	10
	11/16/05	<1	<1	<1	<1	<1	<5	<0.02	10
MW-46	04/21/05	<1	<1	<1	<1	<1	<5	<0.02	10
	11/16/05	<1	12	<1	<1	<1	5.2	<0.02	21
MW-47	[redacted]								
	04/21/05	5.8	<1	<1	7.5	<1	<5	<0.02	21
	11/16/05	<1	14	<1	<1	<1	<5	2.40	24
MW-48	04/21/05	<1	<1	<1	<1	<1	<5	<0.02	10
	11/16/05	<1	<1	<1	<1	<1	<5	1.600	12
MW-49	04/21/05	<1	<1	<1	<1	<1	<5	<0.02	10
	11/16/05	<1	18	<1	<1	<1	<5	0.330	27
MW-50	04/21/05	<1	<1	<1	<1	<1	<5	<0.02	10
	11/16/05	<1	13	<1	<1	<1	<5	<0.02	22
MW-51	04/21/05	<1	<1	<1	<1	<1	<5	<0.02	10
	11/16/05	<1	<1	<1	<1	<1	<5	<0.02	10
MW-52	04/21/05	<1	<1	<1	<1	<1	<5	<0.02	10
	11/16/05	<1	<1	<1	<1	<1	<5	<0.02	10
MW-53	04/21/05	1.3	<1	<1	<1	<1	<5	<0.02	10.3
	11/16/05	<1	<1	<1	<1	<1	<5	0.730	10.73
MW-54	[redacted]								
	04/21/05	139	<1	<1	2.8	14.8	<5	<0.02	164
	11/16/05	970	2,900	460	2,200	1,500	1100	2.70	9,133
MW-55	[redacted]								
	04/21/05	213	<1	5.8	<1	329	16.9	<0.02	567
	11/16/05	440	<1	27	<1	410	39	0.110	918

Table 2A
BTEX , MtBE, Naphthalenes, & EDB Analytical Results ug/l
Handy Pantry #65 & Clouds Chevron
Columbia, SC - USTs #07584 & #07777/12352

[illegible]	Date	Benzene	Toluene	[illegible]	[illegible]	TEB	Naphthalene	EDB	[illegible]
MW-56	03/22/05	<1	<1	<1	<1	<1	<5	NS	10
	04/21/05	<1	<1	<1	<1	<1	<5	<0.02	10
	11/16/05	76	<1	<1	<1	<1	5.4	<0.02	85
MW-57	[redacted]								
	03/22/05	2,500	1,900	360	1,400	970	<50	NS	7,130
	04/21/05	8,390	5,400	1,170	4,390	1,590	240	0.05	21,180
	11/16/05	12,000	12,000	2,000	8,200	2,000	<1000	3.300	36,203
MW-58	[redacted]								
	04/21/05	5,920	162	380	159	442	218	<0.02	7,281
	11/16/05	5,300	110	960	160	630	490	2.00	7,652
MW-59	03/22/05	<1	<1	<1	<1	<1	<5	NS	10
	04/21/05	<1	<1	<1	<1	<1	<5	<0.02	10
	11/16/05	<1	<1	<1	<1	<1	<5	0.250	10.25
MW-60	04/21/05	1	<1	<1	<1	<1	<5	<0.02	10
	11/16/05	NS							0
MW-61	05/17/05	<1	<1	<1	<1	<1	<5	<0.02	10
	11/16/05	<1	<1	<1	<1	<1	<5	<0.02	10
MW-62	05/17/05	<1	<1	<1	<1	<1	<5	<0.02	10
	11/16/05	<1	<1	<1	<1	<1	<5	<0.02	10
MW-63	05/17/05	<1	<1	<1	<1	<1	<5	<0.02	10
	11/16/05	<1	<1	<1	<1	<1	<5	<0.02	10
MW-64	[redacted]								
	05/17/05	2,460	76.6	382	48.8	444	151	0.025	3,562
	11/16/05	390	13	51	<1	100	56	<0.02	611
MW-65	[redacted]								
	05/17/05	2,860	2,610	1,760	1,720	43.7	745	0.26	9,739
	11/16/05	140	31	78	88	6	45	<0.02	388
MW-66	[redacted]								
	05/17/05	3.8	2.3	5.2	318	<1	80.1	<0.02	410
	11/16/05	<1	<1	<1	27	<1	8.6	<0.02	40
MW-67	05/17/05	<1	<1	<1	2.6	<1	<5	<0.02	11.6
	11/16/05	<1	<1	<1	<1	<1	<5	<0.02	10
MW-68	05/18/05	6.6	<1	<1	<1	<1	<5	<0.02	16
	11/16/05	<1	<1	<1	<1	<1	<5	<0.02	10.02
MW-69	05/18/05	<1	<1	<1	<1	<1	<5	<0.02	10
	11/16/05	<1	<1	<1	<1	<1	<5	<0.02	10
MW-70	05/18/05	<1	<1	<1	<1	<1	<5	<0.02	10
	11/16/05	<1	<1	<1	<1	<1	<5	<0.02	10

Table 2A
BTEX , MtBE, Naphthalenes, & EDB Analytical Results ug/l
Handy Pantry #65 & Clouds Chevron
Columbia, SC - USTs #07584 & #07777/12352

Well	Date	Benzene	Toluene	Ethylbenzene	Xylenes	MTBE	Naphthalene	EDB	Total BTEX
MW-5aR	[redacted]								
MW-5a	10/27/03	376	960	510	2,560	<1	89.8	<0.02	4,497
MW-5aR	04/20/05	2,250	3,100	1,500	7,740	2,500	796	<20	17,906
	11/16/05	27,000	31,000	2,500	14,000	9900	1000	0.190	85,400
PW-1	10/29/03	3,230	98	343	924	1,850	290	NS	6,727
PW-1R	04/20/05	2,740	2,640	732	2,460	2,040	250	<0.02	10,862
	11/16/05	8,300	6,800	1,800	8,100	290	770	7.600	26,068
RW-1R	[redacted]								
RW-1	10/29/03	.01' LPH	.01' LPH	.01' LPH	.01' LPH	.01' LPH	.01' LPH	NS	0
RW-1R	04/20/05	9,700	17,000	2,800	7,150	3,100	932	4.32	40,686
	11/16/05	1,600	<10	230	<10	130	14	0.540	1,985
DW-1	10/27/03	<1	4.1	1.7	9	<1	<5	NS	22
	04/20/05	<1	<1	<1	<1	<1	<5	<0.02	10
	11/16/05	<1	<1	<1	<1	<1	<5	<0.02	10
DW-2	10/27/03	2.0	1.6	<1	1.6	4.6	<5	NS	16
	04/20/05	3.1	6.7	1.1	5.8	4.8	<5	<0.02	27
	11/16/05	<1	<1	<1	<1	<1	<5	<0.02	10
DW-3	[redacted]								
	12/30/03	7,160	5,320	1,130	2,660	2,260	256	<1	18,787
	04/20/05	6,350	4,600	265	2,400	5,350	86.7	1.08	19,053
	11/16/05	350	360	64	220	230	<5	0.060	1,229
DW-4	[redacted]								
	04/21/05	74	380	102	524	11.5	48	1.46	1,141
	11/16/05	NS							0
DW-5	04/21/05	2.8	6.4	1.4	1.8	<1	<5	<0.02	18
	11/16/05	99	240	160	600	<1	89	6.100	1,194
DW-6	04/20/05	<1	3.2	<1	3.2	<1	<5	0.11	14
	11/16/05	<1	<1	<1	<1	<1	<5	<0.02	10
DW-7	[redacted]								
	04/21/05	87	69.4	11.2	33.1	17.2	8	<0.02	226
	11/16/05	40	<2	<2	<2	20	<10	0.140	76
DW-8	04/21/05	<1	<1	<1	<1	<1	<5	<0.02	10
	11/16/05	<1	<1	<1	<1	<1	<5	<0.02	10
DW-9	[redacted]								
	05/17/05	6.8	1.5	<1	<1	<1	<5	NM	16
	11/16/05	<1	5	<1	<1	<1	<5	<0.02	13
SW-1	04/21/05	200	38.1	11.7	28.8	143	<5	<0.02	427
	11/16/05	370	110	41	100	160	9	<0.02	790

TABLE 2B
Oxygenates - Analytical Results ug/l
Handy Pantry #65 & Cloud's Chevron
Columbia, SC - USTs #07584 & #07777/12352

Well Number	Date	[illegible]	[illegible]	[illegible]	[illegible]	[illegible]	[illegible]	[illegible]	[illegible]	[illegible]
MW-1	04/19/05	<1.0	<1.0	45.4	<100	56.4	<10.0	<10.0	<5.0	228.8
	11/16/05	<5	<5	<25	<100	<25	<25	<25	<5.0	215
MW-2	[redacted]									
	04/19/05	<1.0	114	1380	<100	11000	<10.0	1650	319	14574
	11/16/05	<130	<130	<630	<2500	2800	<630	<630	250	7700
MW-3	[redacted]									
	04/19/05	<5	120	1200	<500	15200	<50	2490	810	20375
	11/16/05	<250	540	<1300	<5000	12000	<1300	<1300	1100	21490
MW-4	04/19/05	<1.0	<1.0	<10.0	<100	<10.0	<10.0	<10.0	<5.0	147
	11/16/05	<5	<5	<25	<100	<25	<25	<25	<5	215
MW-5	[redacted]									
	04/19/05	<1.0	<1.0	<10.0	<100	920	<10.0	558	<5.0	1478
	11/16/05	<500	<500	<2500	<10000	<2500	<2500	<2500	<500	21500
MW-6	[redacted]									
	04/19/05	<1.0	<1.0	38.5	<100	391	<10.0	104	<5.0	650.5
	11/16/05	<5	<5	<25	<100	<25	<25	<25	<5	215
MW-7	04/19/05	<1.0	<1.0	<10.0	<100	<10.0	<10.0	<10.0	<5.0	147
	11/16/05	<5	<5	<25	<100	<25	<25	<25	<5	215
MW-8	04/19/05	<1.0	<1.0	<10.0	<100	<10.0	<10.0	<10.0	<5.0	147
	11/16/05	<5	<5	<25	<100	<25	<25	<25	<5	215
MW-9	[redacted]									
	04/19/05	<1.0	17.3	130	<100	3950	<10.0	463	120	4791.3
	11/16/05	<50	<50	<250	<1000	<250	<250	<250	71	2081
MW-10	[redacted]									
	04/19/05	<20	300.0	834	<2000	22400	<200	4180	2280	32214
	11/16/05	<130	230	<630	<2500	<630	<630	<630	1700	7080

TABLE 2B
Oxygenates - Analytical Results ug/l
Handy Pantry #65 & Cloud's Chevron
Columbia, SC - USTs #07584 & #07777/12352

Well Number	Date	Ethyl-tert-butyl ether (ug/l) ETBE	Tert-amyl methyl ether (ug/l) TAME	Tert-butyl ethyl alcohol (ug/l) TBA	Ethanol (ug/l)	Tert-amyl alcohol (ug/l) TAA	Tert-butyl formate (ug/l) TBF	Ethyl-tert-butyl alcohol (ug/l) ETBA	Diisopropyl ether (ug/l) DIPE	Total Mass
MW-11	[redacted]									
	04/19/05	<1.0	<1.0	26.5	<100	1540	<10.0	176	<5.0	1859.5
	11/16/05	<130	<130	<630	<2500	<630	<630	<630	<130	5410
MW-12	[redacted]									
	04/21/05	<1.0	91.3	191	<100	9840	<10.0	730	816	11779.3
	11/16/05	<5	<5	<25	<100	<25	<25	<25	<5	215
MW-13	04/21/05	<1.0	<1.0	<10.0	<100	<10.0	<10.0	<10.0	<5.0	147
	11/16/05	<5	<5	<25	<100	<25	<25	<25	<5	215
MW-15	[redacted]									
	04/20/05	<1.0	<1.0	36.3	<100	957	<10.0	192	<5.0	1302.3
	11/16/05	<5	<5	<25	<100	<25	<25	330	5.4	520.4
MW-16	04/21/05	<1.0	<1.0	<10.0	<100	171	<10.0	16.7	<5.0	304.7
	11/16/05	<5	<5	<25	<100	<25	<25	<25	<5	215
MW-17	[redacted]									
	04/21/05	<1.0	<1.0	97.8	<100	13800	<10.0	1260	55.1	15324.9
	11/16/05	<1000	<1000	<5000	<20000	<5000	<5000	<5000	<1000	43000
MW-18	[redacted]									
	04/20/05	<1.0	759	1170	<100	28800	<10.0	4900	2040	37780
	11/16/05	<1000	<1000	<5000	<20000	<5000	<5000	<5000	2800	44800
MW-19	[redacted]									
	04/20/05	<1.0	607	1740	<100	9730	<10.0	4040	2910	19138
	11/16/05	<1000	<1000	<5000	<20000	<5000	<5000	<5000	2300	2300
MW-20	[redacted]									
	04/20/05	<10	641	3920	<1000	14600	<100	2950	2200	25421
	11/16/05	<1000	<1000	<5000	<20000	<5000	<5000	<5000	2800	44800
MW-22	[redacted]									
	04/20/05	<20	788	484	<2000	5540	<200	872	2420	12324
	11/16/05	<1000	<1000	<5000	<20000	<5000	<5000	<5000	1900	1900

TABLE 2B
Oxygenates - Analytical Results ug/l
Handy Pantry #65 & Cloud's Chevron
Columbia, SC - USTs #07584 & #07777/12352

Well Number	Date	Isopropyl ether (DIPE)	Ethyl tert-butyl ether (ETBE)	Tert-butyl alcohol (TBA)	Methyl tert-butyl ether (MTBE)	Tert-amyl methyl ether (TAME)	Tert-butyl alcohol (TBA)	Diisopropyl ether (DIPE)	Total Xylenes
MW-23	[redacted]								
	04/20/05	<1.0	83	<10.0	<100	5210	<10.0	777	314	6494
	11/16/05	56	<1000	<25	<100	<25	<25	<5000	<1000	7231
MW-24	[redacted]								
	04/20/05	<1.0	60	<10.0	<100	4890	<10.0	1150	449	6670
	11/16/05	NS							NS	0
MW-25	[redacted]								
	04/20/05	<1.0	<1.0	<10.0	<100	<10.0	<10.0	<10.0	154	301
	11/16/05	<5	<5	<25	<100	<25	<25	<25	110	320
MW-26	04/21/05	<1.0	<1.0	<10.0	<100	<10.0	<10.0	<10.0	<5.0	147
	11/16/05	<5	<5	<25	<100	<25	<25	<25	<5	215
MW-27	04/20/05	<1.0	<1.0	<10.0	<100	<10	<10	<10	<5.0	147
	11/16/05	NS							NS	0
MW-28	04/20/05	<1.0	<1.0	<10.0	<100	<10	<10	<10	<5.0	147
	11/16/05	<250	<250	<1300	<5000	<1300	<1300	<1300	2600	13300
MW-29	04/20/05	<1.0	<1.0	<10.0	<100	<10	<10	<10	<5.0	147
	11/16/05	<500	<500	<2500	<10000	<2500	<2500	3100	<500	22100
MW-30	04/20/05	<1.0	<1.0	<10.0	<100	<10	<10	<10	<5.0	147
	11/16/05	<5	<5	<25	<100	<25	<25	<25	<5	215
MW-31	[redacted]								
	04/20/05	<1.0	<1.0	<10.0	*<100*	*1100*	<10.0	329	<5.0	1556
	11/16/05	<5	<5	<25	<100	<25	<25	120	<5	310
MW-32	[redacted]								
	04/21/05	<5	<5	202	<500	3220	<50	347	<25	4354
	11/16/05	<25	<25	<130	<500	<130	<130	<5000	<25	5965
MW-33	[redacted]								
	04/20/05	<1.0	65.5	<10.0	*<100*	<25	<10.0	1190	392	1793.5
	11/16/05	<5	<5	<25	<500	<130	<25	<500	120	1310

TABLE 2B
Oxygenates - Analytical Results ug/l
Handy Pantry #65 & Cloud's Chevron
Columbia, SC - USTs #07584 & #07777/12352

Well Number	Date	[illegible]	[illegible]	[illegible]	[illegible]	[illegible]	[illegible]	[illegible]	[illegible]	[illegible]
MW-34	[redacted]									
	04/20/05	<1.0	<1.0	<10.0	*<100*	<10	<10.0	779	34.1	945.1
	11/16/05	**<50**	**<50**	**<250**	**<1000**	**5300**	**<250**	**2800**	**<50**	9750
MW-35	[redacted]									
	04/20/05	<10	**286**	**536**	**<1000**	**11400**	<100	**2010**	**1200**	15432
	11/16/05	<5	**<1000**	**<5000**	**<100**	**<25**	<25	**<5000**	**1300**	13755
MW-36	[redacted]									
	04/20/05	<1.0	<1.0	<10.0	<100	2000	<10.0	**326**	<5.0	2453
	11/16/05	**<5**	**<5**	**<25**	**<100**	**<500**	**<25**	<500	<5	1165
MW-37	[redacted]									
	04/20/05	<1.0	**2.4**	<10.0	<100	1420	<10.0	**1100**	**14.2**	2657.6
	11/16/05	**<5**	12	<25	<100	330	**<25**	45	**52**	594
MW-38	04/20/05	<1.0	<1.0	<10.0	<100	<10	<10.0	<10.0	<5.0	147
	11/16/05	<5	<5	<25	<100	<25	<25	<25	<5	215
MW-39	[redacted]									
	04/20/05	<20	<20	<200	<2000	2180	<200	**1920**	<100	6640
	11/16/05	**<130**	**<130**	**<630**	**<2500**	**630**	**<630**	<630	**<130**	5410
MW-40	[redacted]									
	04/20/05	<1.0	**17.7**	<10.0	1130	630	<10.0	1290	**183**	3271.7
	11/16/05	**<5**	<5	**<25**	**<100**	**<25**	**<25**	1500	25	1710
MW-41	[redacted]									
	04/20/05	<1.0	**1.6**	<10.0	<100	<10	<10.0	**130**	**19.3**	281.9
	11/16/05	**<5**	<5	**<25**	**<100**	**<25**	**<25**	<25	<5	215
MW-42	[redacted]									
	04/20/05	<1.0	<1.0	<10.0	<100	<10	<10.0	**82.4**	<5.0	219.4
	11/16/05	**<5**	**<5**	**<25**	**<100**	**<25**	**<25**	<25	<5	215
MW-43	04/21/05	<1.0	<1.0	<10.0	<100	<10	<10.0	<10.0	<5.0	147
	11/16/05	<5	<5	<25	**<100**	**<25**	<25	<25	<5	215

TABLE 2B
Oxygenates - Analytical Results ug/l
Handy Pantry #65 & Cloud's Chevron
Columbia, SC - USTs #07584 & #07777/12352

Well Number	Date	Methyl tert-butyl ether (MTBE) (ug/l) 8260B	Tert-amyl methyl ether (TAME) (ug/l) 8260B	Tert-butyl alcohol (TBA) (ug/l) 8260B	Di-isopropyl ether (DIPE) (ug/l) 8260B	Ethyl tert-butyl ether (ETBE) (ug/l) 8260B	Ethanol (ug/l) 8260B	Ethylene dibromide (EDB) (ug/l) 8260B	Dibromochloromethane (DBCM) (ug/l) 8260B	Total Xylenes (ug/l) 8260B
MW-44	04/21/05	<1.0	<1.0	<10.0	<100	<10	<10.0	<10.0	<5.0	147
	11/16/05	<5	<5	<25	<100	<25	<25	<25	<5	215
MW-45	04/21/05	<1.0	<1.0	<10.0	<100	<10	<10.0	<10.0	<5.0	147
	11/16/05	<5	<5	<25	<100	<25	<25	<25	<5	215
MW-46	04/21/05	<1.0	<1.0	<10.0	<100	<10	<10.0	<10.0	<5.0	147
	11/16/05	<5	<5	<25	190	<25	<25	<25	<5	215
MW-47	[redacted]									
	04/21/05	<1.0	<1.0	54.2	<100	3710	<10.0	369	<5.0	4250.2
	11/16/05	<5	<5	<25	<100	<25	<25	<25	<5	215
MW-48	04/21/05	<1.0	<1.0	<10.0	<100	49.9	<10.0	<10.0	<5.0	186.9
	11/16/05	<5	<5	<25	<100	<25	<25	<25	<5	215
MW-49	04/21/05	<1.0	<1.0	<10.0	<100	<10	<10.0	<10.0	<5.0	147
	11/16/05	<5	<5	<25	<100	<25	<25	<25	<5	215
MW-50	04/21/05	<1.0	<1.0	<10.0	<100	<10	<10.0	<10.0	<5.0	147
	11/16/05	<5	<5	<25	<100	<25	<25	<25	<5	215
MW-51	04/21/05	<1.0	<1.0	<10.0	<100	<10	<10.0	<10.0	<5.0	147
	11/16/05	<5	<5	<25	<100	<25	<25	<25	<5	215
MW-52	04/21/05	<1.0	<1.0	<10.0	<100	<10	<10.0	<10.0	<5.0	147
	11/16/05	<5	<5	<25	<100	<25	<25	<25	<5	215
MW-53	[redacted]									
	04/21/05	<1.0	<1.0	19.9	<100	533	<10.0	75.9	<5.0	745.8
	11/16/05	<5	<5	33	<100	270	<25	60	<5	503
MW-54	[redacted]									
	04/21/05	<1.0	5.2	<10.0	<100	263	<10.0	17.5	29	435.7
	11/16/05	<50	<50	<250	<1000	650	<250	<250	<50	2550
MW-55	[redacted]									
	04/21/05	<1.0	11.2	129	<100	724	<10.0	59.2	63.4	1097.8
	11/16/05	<5	14	130	<100	1400	<25	82	83	1839

TABLE 2B
Oxygenates - Analytical Results ug/l
Handy Pantry #65 & Cloud's Chevron
Columbia, SC - USTs #07584 & #07777/12352

Well Number	Date	Ethyl t-butyl ether (ETBE)	Tert-amyl methyl ether (TAME)	Tert-butyl alcohol (TBA)	Diisopropyl ether (DIPE)	Tert-amyl alcohol (TAA)	Methyl tert-butyl ether (MTBE)	Ethyl tert-butyl ether (ETBE)	Diisopropyl ether (DIPE)	Total VOCs
MW-56	04/21/05	<1.0	<1.0	<10.0	<100	<10	<10.0	<10.0	<5.0	147
	11/16/05	<5	<5	<25	<100	46	<25	<25	7.4	238.4
MW-57	[redacted]									
	04/21/05	<1.0	129	<10.0	<100	<10	<10.0	344	786	1390
	11/16/05	<1000	<1000	<5000	<20000	8200	<5000	<5000	1200	46400
MW-58	[redacted]									
	04/21/05	<1.0	<1.0	<10.0	<100	9900	<10.0	288	480	10790
	11/16/05	87	88	<250	<1000	3500	<250	500	670	6245
MW-59	04/21/05	<1.0	<1.0	<10.0	<100	<10	<10.0	<10.0	<5.0	147
	11/16/05	<5	<5	<25	<100	<25	<25	<25	<5	215
MW-60	04/21/05	<1.0	<1.0	<10.0	<100	<10	<10.0	<10.0	<5.0	147
	11/16/05	NS							NS	0
										0
MW-61	04/21/05	<10	<10	<10	<20	<10	<20	<10	<5	95
	11/16/05	<5	<5	<25	<100	<10	<25	<25	<5	200
MW-62	04/21/05	<10	<10	<10	<20	<10	<20	<10	<5	95
	11/16/05	<5	<5	<25	<100	<10	<25	<25	<5	200
MW-63	04/21/05	<10	<10	<10	<20	<10	<20	<10	<5	95
	11/16/05	<5	<5	<25	<100	<10	<25	<25	<5	200
MW-64	[redacted]									
	04/21/05	<10	23	100	<20	1300	<20	<10	100	1583
	11/16/05	<5	10	<25	<100	<25	<25	170	41	401
MW-65	[redacted]									
	04/21/05	<100	<100	<100	<200	1100	<200	<100	45	1145
	11/16/05	<5	<5	<25	<100	<25	<25	74	14	88
MW-66	[redacted]									
	04/21/05	<10	<10	<10	<20	<10	<20	<10	<5	95
	11/16/05	<5	<5	<25	<100	<25	<25	<25	<5	215

TABLE 2B
Oxygenates - Analytical Results ug/l
Handy Pantry #65 & Cloud's Chevron
Columbia, SC - USTs #07584 & #07777/12352

Well Number	Date	Tert-butyl alcohol (TBA) ug/l	Methyl tert-butyl ether (MTBE) ug/l	Tert-butyl ethyl ether (TBEE) ug/l	Diisopropyl ether (DIPE) ug/l	Ethyl alcohol (ethanol) ug/l	Tert-amyl methyl ether (TAME) ug/l	Diisopropanol (DIPA) ug/l	Ethyl tert-butyl ether (ETBE) ug/l	Total Oxygenates ug/l
MW-67	04/21/05	<10	<10	<10	<20	<10	<20	<10	<5	95
	11/16/05	<5	<5	<25	<100	<25	<25	<25	<5	215
MW-68	04/21/05	<10	<10	<10	<20	<10	<20	<10	<5	95
	11/16/05	<5	<5	<25	<100	<25	<25	<25	<5	215
MW-69	04/21/05	<10	<10	<10	<20	<10	<20	<10	<5	95
	11/16/05	<5	<5	<25	<100	<25	<25	<25	<5	215
MW-70	04/21/05	<10	<10	<10	<20	<10	<20	<10	<5	95
	11/16/05	<5	<5	<25	<100	<25	<25	<25	<5	215
MW-5aR	SSTL									
	04/20/05	<20	**1430**	**608**	<2000	**5120**	<200	**1100**	**3240**	13718
	11/16/05	**<1000**	**2300**	**<5000**	**<20000**	**54000**	**5400**	**13000**	**4100**	104800
PW-1R	SSTL									
	04/20/05	<1.0	**171**	<10.0	<100	8380	<10.0	**1210**	**636**	10518
	11/16/05	**320**	**1400**	**1100**	**<1000**	**18000**	**<250**	**3000**	**2500**	27570
RW-1R	SSTL									
	04/20/05	<20	**1080**	**1470**	**<2000**	**14500**	<200	**3320**	**3840**	26430
	11/16/05	<5	<50	<25	<100	850	<25	<250	160	1465
DW-1	04/20/05	<1.0	<1.0	<10.0	<100	<10	<10.0	<10.0	17.4	164.4
	11/16/05	<5	<5	<25	<100	<25	<25	<25	<5	215
DW-2	04/20/05	<1.0	<1.0	<10.0	<100	<10	<10.0	<10.0	<5.0	147
	11/16/05	<5	<5	<25	<100	<25	<25	<25	<5	215
DW-3	SSTL									
	04/20/05	<1.0	**360**	**1810**	<100	**11700**	<10.0	<10.0	**1430**	15421
	11/16/05	**<5**	17	<25	<100	850	**75**	**95**	<5	1172

SCDHEC
IFB-29751-4/25/06-EMW
Page: 73

TABLE 2B
Oxygenates - Analytical Results ug/l
Handy Pantry #65 & Cloud's Chevron
Columbia, SC - USTs #07584 & #07777/12352

Well Number	Date	Ethanol (ug/l) 8260B	TBA (ug/l) 8260B	Methanol (ug/l) 8260B	MTBE (ug/l) 8260B	Diisopropyl Ether (ug/l) 8260B	Ethyl-t-Butyl Ether (ug/l) 8260B	Tert-Amyl Methyl Ether (ug/l) 8260B	Total Oxygenates
DW-4	[redacted]								
	04/21/05	<5	<5	<50	<500	<150	<50	<50	<25	835
	11/16/05	NS							NS	0
DW-5	04/21/05	<1.0	<1.0	<10.0	<100	<10	<10.0	<10.0	<5.0	147
	11/16/05	<5	<5	<25	<100	220	<25	<25	<5	410
DW-6	04/21/05	<1.0	<1.0	<10.0	<100	<10	<10.0	<10.0	<5.0	147
	11/16/05	<5	<5	<25	<100	<25	<25	<25	<5	215
DW-7	[redacted]								
	04/21/05	<1.0	**3.3**	<10.0	<100	<10	<10.0	**35.8**	**14.5**	184.6
	11/16/05	**<10**	**<10**	**<50**	**<200**	**300**	**<50**	**<50**	**16**	686
DW-8	04/21/05	<1.0	<1.0	<10.0	<100	<10	<10.0	<10.0	<5.0	147
	11/16/05	<5	<5	<25	<100	<25	<25	<25	<5	215
DW-9	04/21/05	NS								0
	11/16/05	<5	<5	<25	<100	<25	<25	<25	<5	215
SW-1	04/21/05	<1.0	11	37	<100	422	<10.0	38.9	67.2	687.1
	11/16/05	<5	10	<25	370	<25	<25	50	74	584

Smith Monitoring Maintenance Engineering, Inc.

GRAIN-SIZE DISTRIBUTION TEST REPORT

Project: Cloud's Chevron - Columbia
MEC Job Number: 96-125
Site Number 7777
Soil Description:
White clayey medium sand

Date: 16-Mar-97
Sample No.: MW-11 (28'-30')
Wt Wet 95.36
Wt Dry 80.50
Moisture% 18.46%

SIEVE ANALYSIS

Sieve Number	Grain Size, mm	Cum. % Retained	Mass Retained, g
10	2	16.51%	13.29
60	0.25	76.43%	48.24
230	0.063	82.39%	4.79

HYDROMETER READINGS

Sp. Gravity 1.0045

Sample Interval	Hydrometer Reading	L1 cm	L cm	D mm	Percent Coarser
2	1.0116	7.4	13.2	0.035	82.99%
12	1.0105	7.7	13.5	0.014	85.62%
15	1.0102	7.8	13.6	0.013	86.34%
30	1.0102	7.8	13.6	0.009	86.34%
60	1.0098	7.9	13.7	0.006	87.30%
250	1.0080	8.4	14.2	0.003	91.61%
1440	1.0075	8.5	14.3	0.001	92.81%

2523.44%

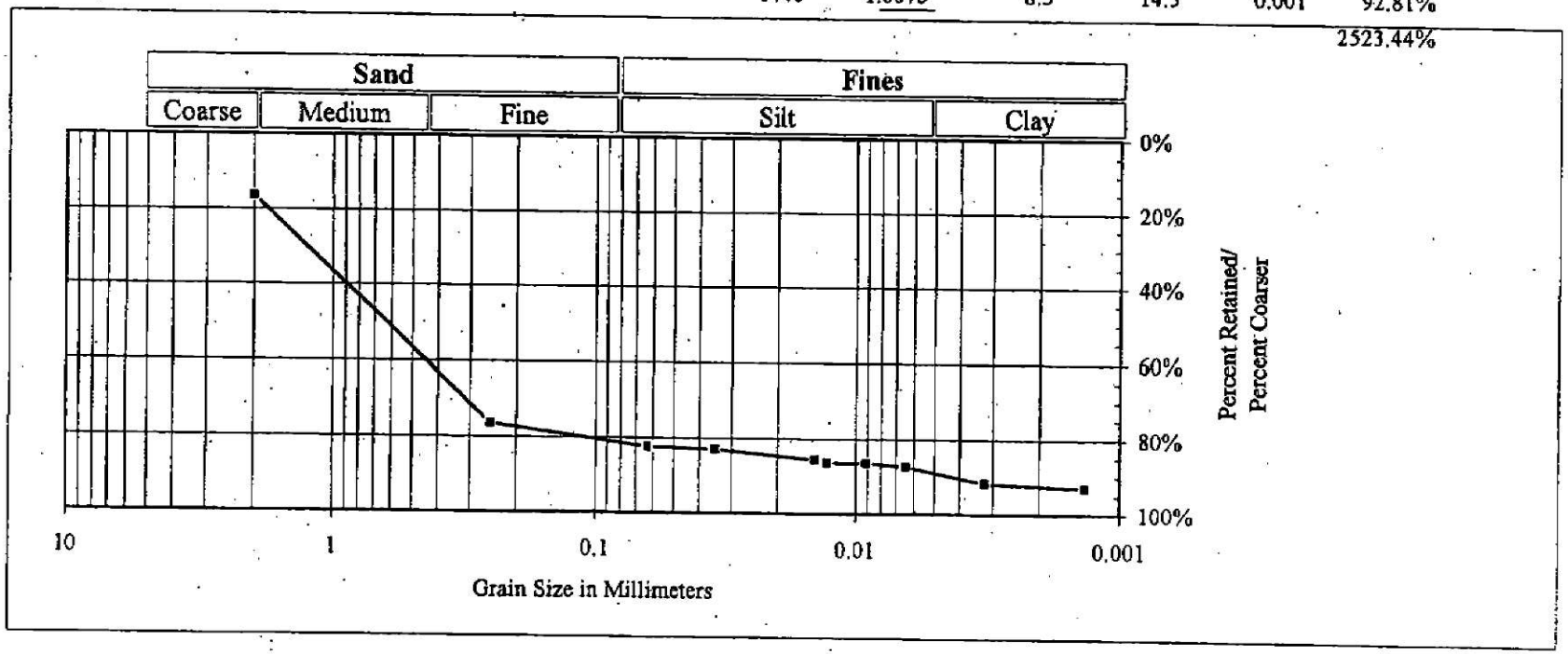

145 Merrill Avenue Decatur, Georgia 30030

Smith Monitoring Maintenance Engineering, Inc.

GRAIN-SIZE DISTRIBUTION TEST REPORT

Project: Cloud's Chevron - Columbia
MEC Job Number: 96-125
Site Number 7777
Soil Description:
Red silty clay

Date: 16-Mar-97
Sample No.: MW-12 (18'-20')
Wt Wet 81.09
Wt Dry 58.33
Moisture% 39.02%

SIEVE ANALYSIS

Sieve Number	Grain Size, mm	Cum. % Retained	Mass Retained, g
10	2	0.03%	0.02
60	0.25	10.80%	6.28
230	0.063	12.72%	1.12

HYDROMETER READINGS

Sp. Gravity 1.0045

Sample Interval	Hydrometer Reading	L1 cm	L cm	D mm	Percent Coarser
2	1.0360	1.0	6.8	0.025	13.00%
12	1.0335	1.6	7.4	0.011	19.91%
15	1.0300	2.6	8.4	0.010	29.57%
30	1.0281	3.1	8.9	0.007	34.82%
60	1.0260	3.6	9.4	0.005	40.62%
250	1.0221	4.7	10.4	0.003	51.39%
1440	1.0185	5.6	11.4	0.001	61.33%
					2874.34%

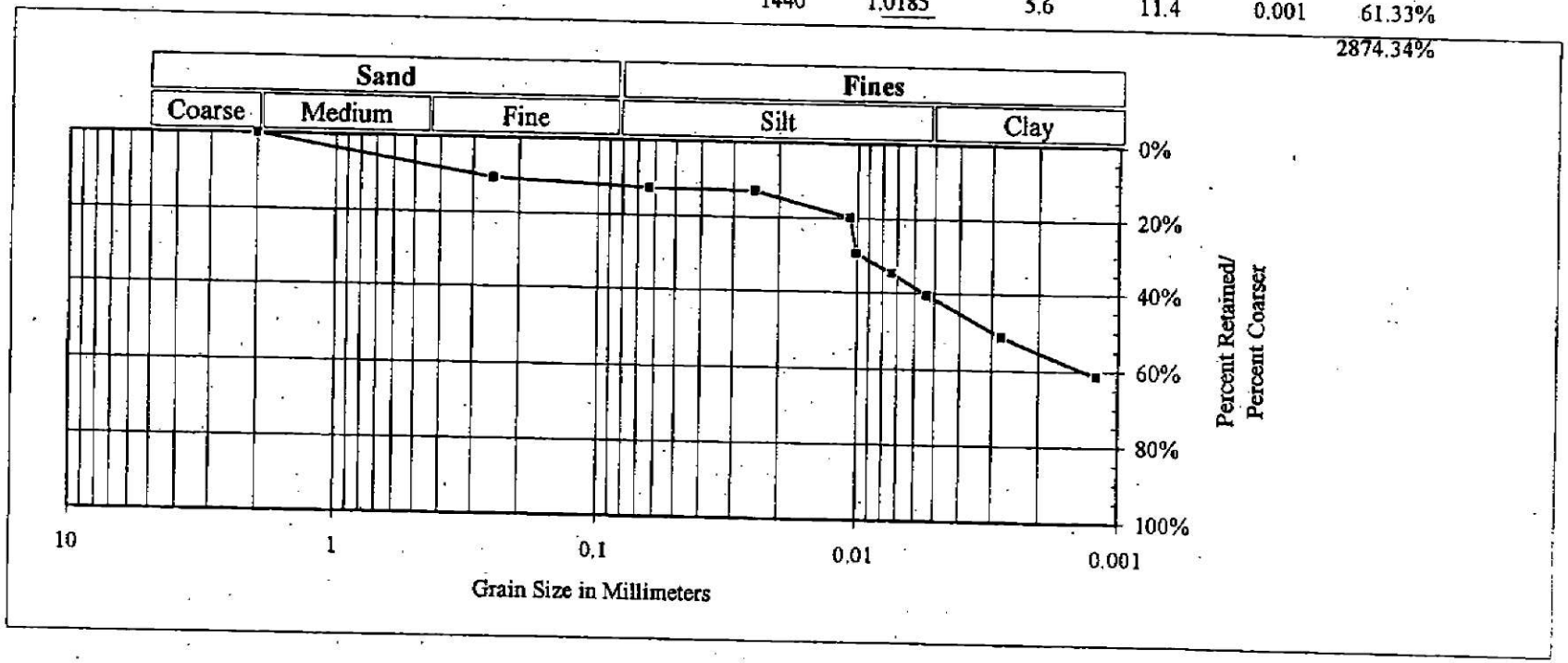

SCDHEC
IFB-29751-4/25/06-EMW
Page: 76

SUMMARY of SLUG TEST (page 1 of 3)

SOUTH CAROLINA
Department of Health and Environmental Control (DHEC)

Site Data

SITE ID # 7777 COUNTY Richland

FACILITY NAME Cloud's Chevron

SLUG DATA

See Appendix _____ Table _____ Figure _____ for a list of all data measurements.
(water level logs, etc.)(Complete as appropriate).
Water Level Recovery Data was measured by ORS Interface Probe
(Hermit Data Logger, Manually with Water Level Indicator, etc.)(List Method)
Complete the following table for each well tested..
COMPLETE A SECOND SHEET IF MORE THAN FOUR WELLS ARE TESTED

Slug Test Conducted in well(s) number	MW-1A	MW-2A	MW-3	MW-5
Initial Rise/Drawdown in well (feet)	0.09	1.86	1.77	0.65
Radius of well casing (feet)	0.083	0.083	0.083	0.083
Effective Radius of Well (feet)	0.33	0.33	0.35	0.35
Static Saturated Aquifer Thickness (feet)	7.31	3.59	3.46	5.97
Length of Well Screen (feet)	10	10	15	15
Static Height of Water Column in Well (ft)	20.69	25.41	22.04	22.53

Calculations

See Appendix _____ Table _____ Figure _____ for calculations
The method for aquifer calculations was NAVFAC
Calculated values by well were as follows:

Slug Test Conducted in Well(s) number	MW-1A	MW-2A	MW-3	MW-5	
Hydraulic Conductivity	2.87E-04	5.48E-04	6.96E-05	3.33E-05	cm/sec

Thickness of the aquifer used to calculate hydraulic conductivity was N/A feet.
The aquifer is _____ confined _____ semi-confined _____ water table (Check as Appropriate).
SEE SHEET 3
The estimated seepage velocity is _____ feet per year based on a hydraulic conductivity of _____ cm/sec, a hydraulic gradient of _____ ft/ft, and a porosity of _____ percent for _____ soil.

SUMMARY of SLUG TEST

SUMMARY of SLUG TEST (page 2 of 3)

SOUTH CAROLINA
Department of Health and Environmental Control (DHEC)

Site Data

SITE ID # 7777 COUNTY Richland

FACILITY NAME Cloud's Chevron

SLUG DATA

See Appendix _____ Table _____ Figure _____ for a list of all data measurements.
(water level logs, etc.)(Complete as appropriate).
Water Level Recovery Data was measured by ORS Interface Probe
(Hermit Data Logger, Manually with Water Level Indicator, etc..)(List Method)
Complete the following table for each well tested.
COMPLETE A SECOND SHEET IF MORE THAN FOUR WELLS ARE TESTED

Slug Test Conducted in well(s) number	MW-5A	MW-11	MW-12	MW-14
Initial Rise/Drawdown in well (feet)	0.08	0.43	0.1	0.1
Radius of well casing (feet)	0.083	0.083	0.083	0.083
Effective Radius of Well (feet)	0.33	0.33	0.33	0.33
Static Saturated Aquifer Thickness (feet)	6.14	10.02	24.9	14.41
Length of Well Screen (feet)	5	15	15	15
Static Height of Water Column in Well (ft)	23.26	19.98	5.1	15.59

Calculations

See Appendix _____ Table _____ Figure _____ for calculations
The method for aquifer calculations was NAVFAC
Calculated values by well were as follows:

Slug Test Conducted in Well(s) number	MW-5A	MW-11	MW-12	MW-14	
Hydraulic Conductivity	8.09E-04	1.73E-04	8.50E-05	8.24E-06	cm/sec

Thickness of the aquifer used to calculate hydraulic conductivity was N/A feet.
The aquifer is _____ confined _____ semi-confined _____ water table (Check as Appropriate).
SEE SHEET 3
The estimated seepage velocity is _____ feet per year based on a hydraulic conductivity of _____ cm/sec, a hydraulic gradient of _____ ft/ft, and a porosity of _____ percent for _____ soil.

SUMMARY of SLUG TEST

SUMMARY of SLUG TEST (page 3 of 3)

SOUTH CAROLINA
Department of Health and Environmental Control (DHEC)

Site Data

SITE ID # 7777 COUNTY Richland

FACILITY NAME Cloud's Chevron

SLUG DATA

See Appendix _____ Table _____ Figure _____ for a list of all data measurements.
(water level logs, etc.)(Complete as appropriate).
Water Level Recovery Data was measured by ORS Interface Probe
(Hermit Data Logger, Manually with Water Level Indicator, etc..)(List Method)
Complete the following table for each well tested.
COMPLETE A SECOND SHEET IF MORE THAN FOUR WELLS ARE TESTED

Slug Test Conducted in well(s) number	MW-16	MW-17D		
Initial Rise/Drawdown in well (feet)	2.09	4.62		
Radius of well casing (feet)	0.083	0.083		
Effective Radius of Well (feet)	0.33	0.33		
Static Saturated Aquifer Thickness (feet)	11.83	14.36		
Length of Well Screen (feet)	15	15		
Static Height of Water Column in Well (ft)	18.17	44.64		

Calculations

See Appendix _____ Table _____ Figure _____ for calculations
The method for aquifer calculations was NAVFAC
Calculated values by well were as follows:

Slug Test Conducted in Well(s) number	MW-16	MW-17D			
Hydraulic Conductivity	9.50E-07	7.73E-07			cm/sec

Thickness of the aquifer used to calculate hydraulic conductivity was N/A feet.
The aquifer is _____ confined _____ semi-confined X water table (Check as Appropriate).
* Enter Values In Shaded Areas Only
The estimated seepage velocity is 72.94 feet per year based on a hydraulic conductivity of 2.01E-04 cm/sec, a hydraulic gradient of 1.40E-02 ft/ft, and a porosity of 4 percent for Sandy CLAY soil.

SUMMARY of SLUG TEST

Groundwater Seepage Velocity Calculations

SOUTH CAROLINA
Department of Health and Environmental Control (DHEC)

Site Data

SITE ID # 7777 Richland

FACILITY NAME Cloud's Chevron

Hydraulic Conductivity (average)

Hydraulic Conductivity Average = 2.01E-04 cm/sec

5.71E-01 ft./day

3.96E-04 ft./min

Groundwater Seepage Velocity

V = (Ki)/(Ne) (ft./day)

* Enter Values in Shaded Areas Only

where:

K = Hydraulic Conductivity (ft./day)
I = Hydraulic Gradient (ft./ft.)
Ne = Effective Permeability

K = 5.71E-01 ft./day
I = 1.00E-02 ft./ft.
Ne = 0.04

V = 1.43E-01 ft./day 52.10 ft./year

Groundwater Seepage Velocity Calculations

Inflow for Type II Well MW-1A

Inflow Permeability Calculation

Cloud's Chevron

Test Performed: 4/9/97

MW-1A

Type II (Uncased Well)

Static: 20.69 ft

*Enter Values in Shaded Areas Only

Time (min)	Depth	delta H	Ht/Ho
0.50	20.78	0.09	1.00
1.00	20.77	0.08	0.89
2.00	20.75	0.06	0.67
4.00	20.73	0.04	0.44
7.00	20.71	0.02	0.22
9.50	20.70	0.01	0.11

Information from data and plot of Ht/H0 vs time

Bore Hole Diameter:	8	in
Total Depth of Well:	28	ft
Stand Pipe Area:	50.27	in^2
	0.35	ft^2

Coordinates from Graph for Slope Calc:

H1/Ho:	1	
t1:	0.5	min
H2/Ho:	0.89	
t2:	1	min

H1:	0.09	H2:	0.08
t1:	0.50	t2:	1.00

Radius	R:	4.00 in
Radius	R:	0.33 ft
Depth	D:	7.31 ft
	R/D:	0.046
	D/R:	21.93

Shape Factor Determination Value: 0.99 *

*This value is used in conjunction with Figure 13 of Reference [1] to obtain the shape factor.

Shape Factor S: 0.1

Coeff. of Permeability (K):

5.64E-04 ft/min

8.13E-01 ft/day

2.87E-04 cm/sec

Ref [1]: Naval Fac. Engr. Command, Design Manual 7.01, soil Mechanics

Inflow for Type II Well MW-1A

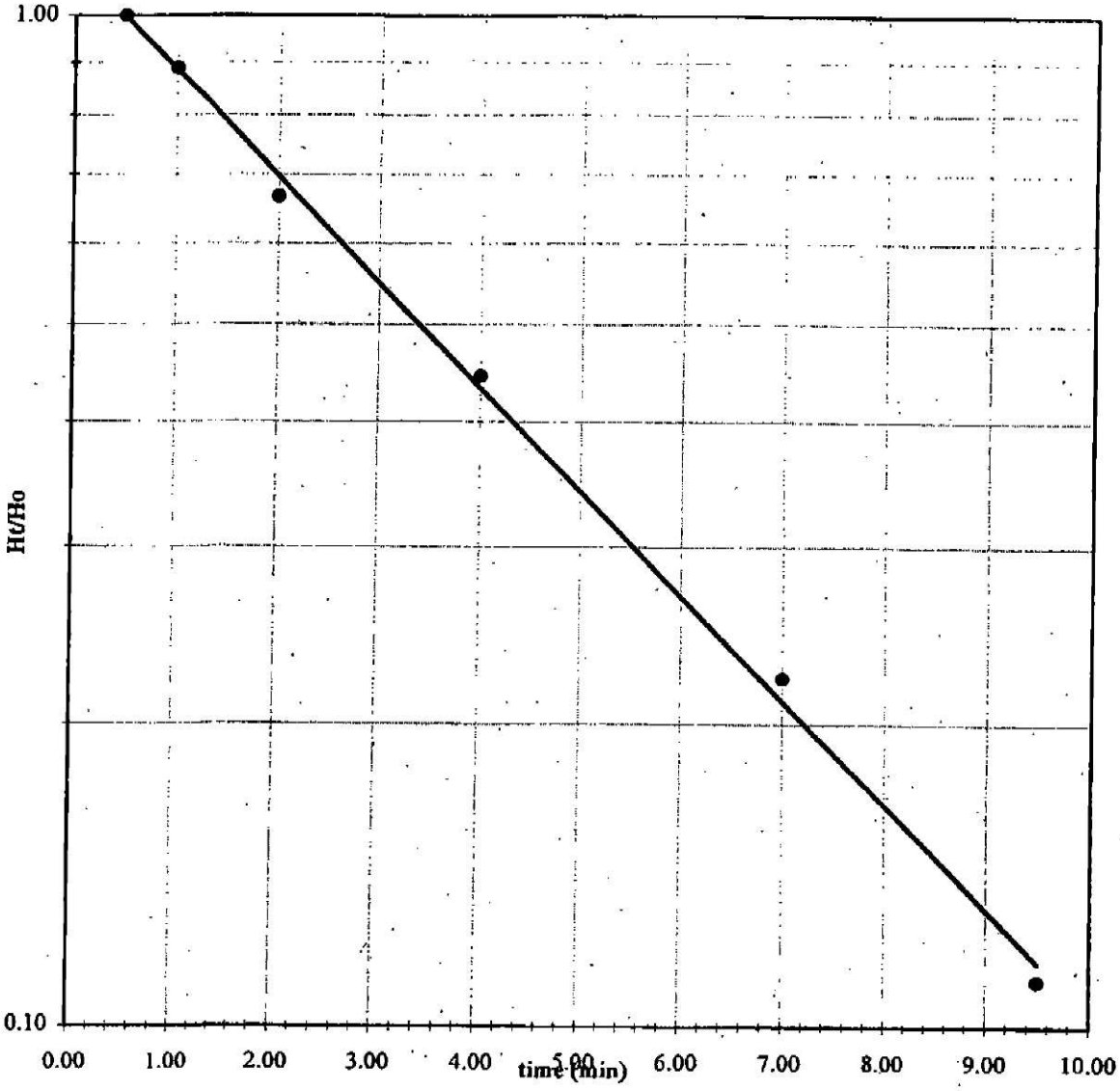

Midlands Environmental Consultants Inc.

Inflow for Type II Well MW-2A

Inflow Permeability Calculation

Cloud's Chevron

Test Performed: 4/9/97

MW-2A

Type II (Uncased Well)

Static: 25.41 ft

*Enter Values in Shaded Areas Only

Time (min)	Depth	delta H	Ht/Ho
0.50	27.27	1.86	1.00
1.00	27.05	1.64	0.88
2.00	26.68	1.27	0.68
3.50	26.15	0.74	0.40
4.50	25.82	0.41	0.22
5.50	25.70	0.29	0.16
6.50	25.60	0.19	0.10

Information from data and plot of Ht/H0 vs time

Bore Hole Diameter:	8	in
Total Depth of Well:	29	ft
Stand Pipe Area:	50.27	in^2
	0.35	ft^2

Coordinates from Graph for Slope Calc:

H1/Ho:	0.88	
t1:	1	min
H2/Ho:	0.16	
t2:	5.5	min

H1:	1.64	H2:	0.30	
t1:	1.00	t2:	5.50	
Radius	R:	4.00	in	
Radius	R:	0.33	ft	
Depth	D:	3.59	ft	
	R/D:	0.093		
	D/R:	10.77		

Shape Factor Determination Value: 0.73 *

*This value is used in conjunction with Figure 13 of Reference [1] to obtain the shape factor.

Shape Factor S: 1.6

Coeff. of Permeability (K):

1.08E-03 ft/min

1.55E+00 ft/day

5.48E-04 cm/sec

Ref [1]: Naval Fac. Engr. Command, Design Manual 7.01, soil Mechanics

Inflow for Type II Well MW-2A

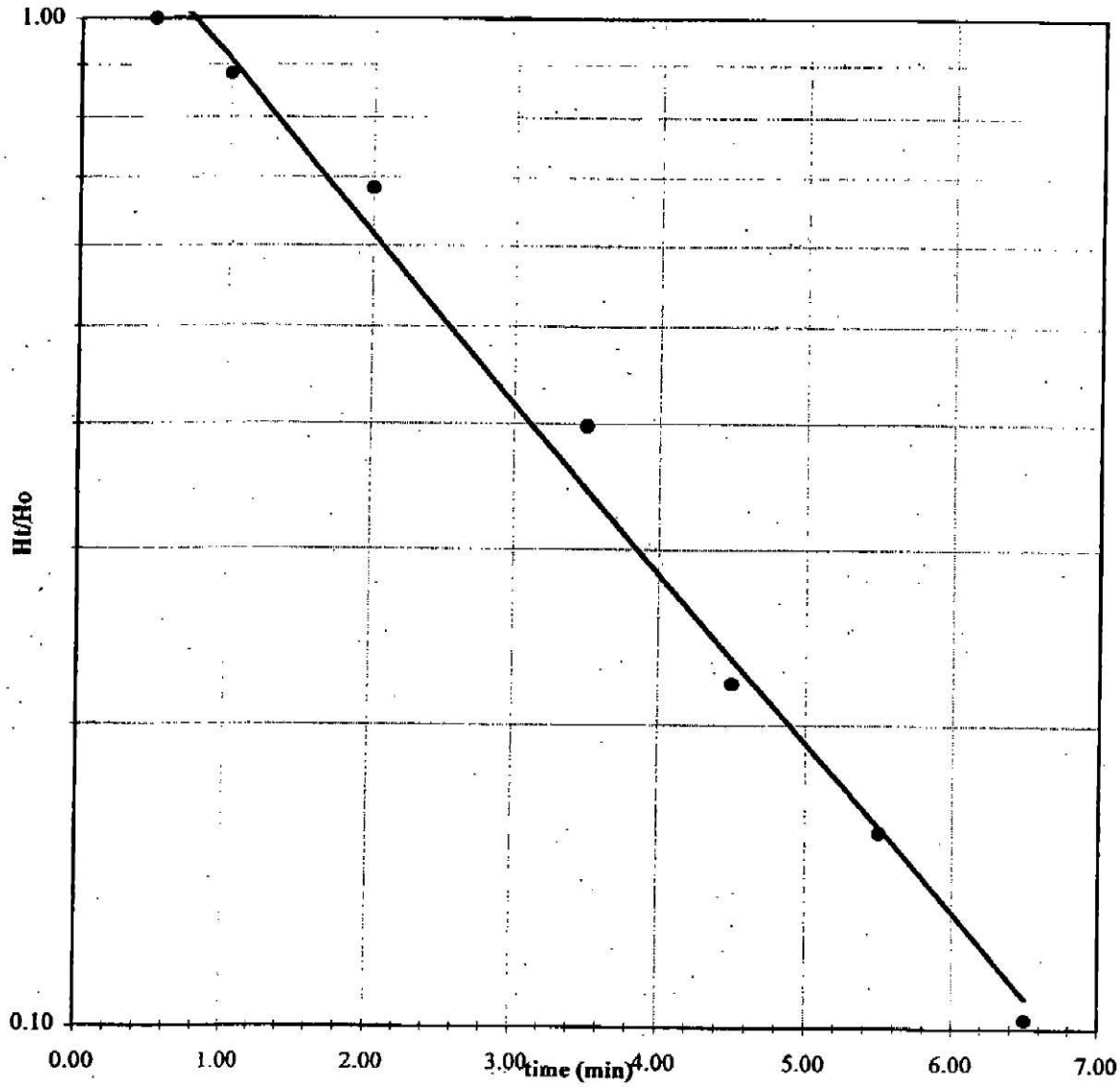

Midlands Environmental Consultants Inc.

Inflow Permeability Calculation

Cloud's Chevron

Test Performed: 4/9/97

MW-3

Type II (Uncased Well)

Static: 22.04 ft

*Enter Values in Shaded Areas Only

Time (min)	Depth	delta H	Ht/Ho
2.00	23.81	1.77	1.00
3.00	23.69	1.65	0.93
4.00	23.59	1.55	0.88
6.00	23.41	1.37	0.77
9.00	23.19	1.15	0.65
14.00	22.88	0.84	0.47
39.00	22.38	0.34	0.19

Information from data and plot of Ht/H0 vs time

Bore Hole Diameter:	8.5	in
Total Depth of Well:	25.5	ft
Stand Pipe Area:	56.75	in^2
	0.39	ft^2

Coordinates from Graph for Slope Calc:

H1/Ho:	0.93	
t1:	3	min
H2/Ho:	0.19	
t2:	39	min

H1:	1.65	H2:	0.34
t1:	3.00	t2:	39.00
Radius	R:	4.25 in	
Radius	R:	0.35 ft	
Depth	D:	3.46 ft	
	R/D:	0.102	
	D/R:	9.77	

Shape Factor Determination Value: 0.71 *

*This value is used in conjunction with Figure 13 of Reference [1] to obtain the shape factor.

Shape Factor S: 1.7

Coeff. of Permeability (K):

1.37E-04 ft/min

1.97E-01 ft/day

6.96E-05 cm/sec

Ref [1]: Naval Fac. Engr. Command, Design Manual 7.01, soil Mechanics

Inflow for Type II Well MW-3

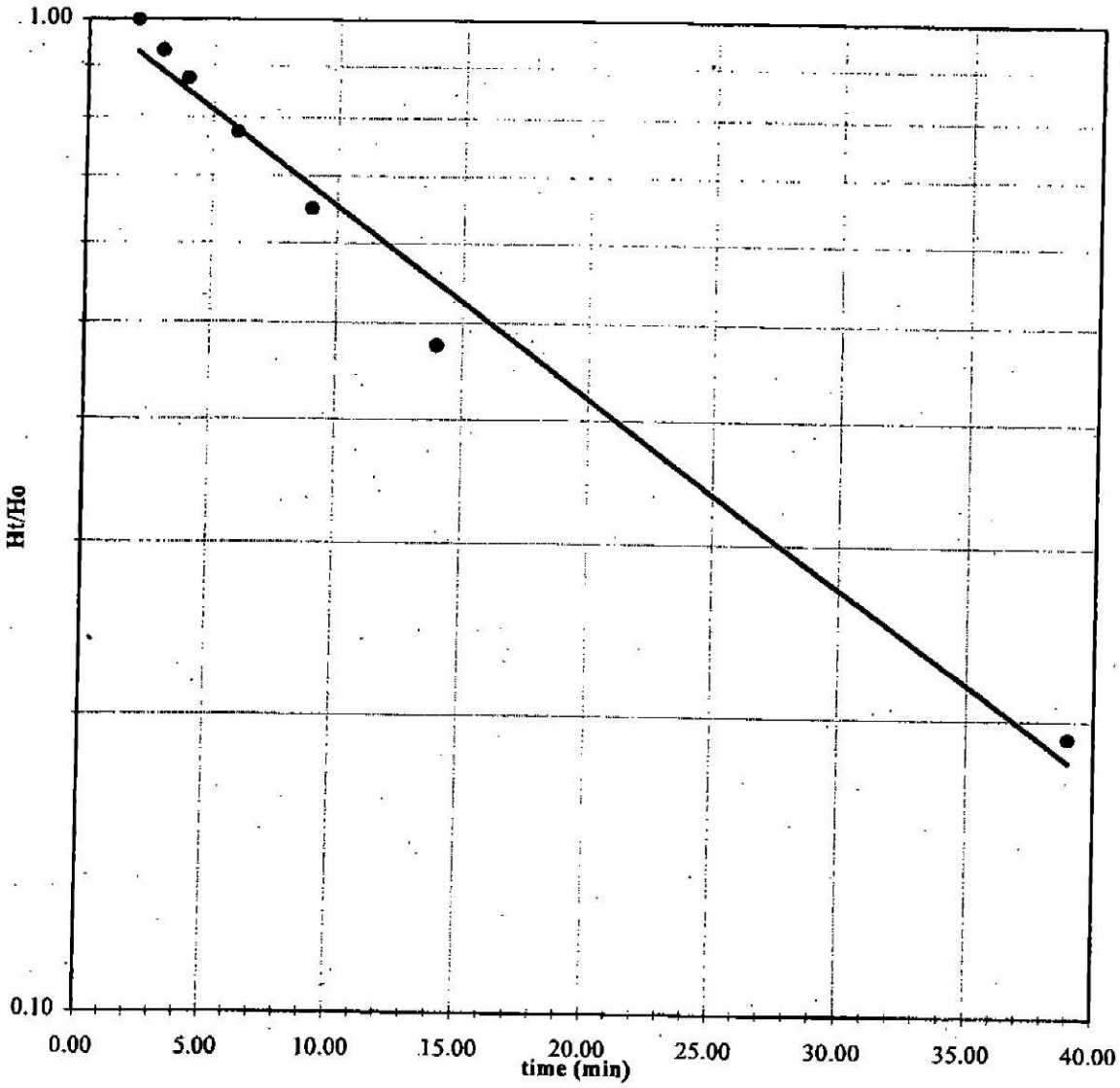

Midlands Environmental Consultants Inc.

Inflow Permeability Calculation

Cloud's Chevron

Test Performed: 4/9/97

MW-5

Type II (Uncased Well)

Static: 22.53 ft

*Enter Values in Shaded Areas Only

Time (min)	Depth	delta H	Ht/Ho
1.00	23.18	0.65	1.00
2.00	23.10	0.57	0.88
3.00	23.05	0.52	0.80
5.00	22.98	0.45	0.69
25.00	22.72	0.19	0.29
41.00	22.66	0.13	0.20
65.00	22.61	0.08	0.12

Information from data and plot of Ht/H0 vs time

Bore Hole Diameter:	8.5	in
Total Depth of Well:	28.5	ft
Stand Pipe Area:	56.75	in^2
	0.39	ft^2

Coordinates from Graph for Slope Calc:

H1/Ho:	0.69	
t1:	5	min
H2/Ho:	0.2	
t2:	41	min

H1:	0.45	H2:	0.13
t1:	5.00	t2:	41.00
Radius	R:	4.25	in
Radius	R:	0.35	ft
Depth	D:	5.97	ft
	R/D:	0.059	
	D/R:	16.86	

Shape Factor Determination Value: 0.95 *

*This value is used in conjunction with Figure 13 of Reference [1] to obtain the shape factor.

Shape Factor S: 0.5

Coeff. of Permeability (K):

6.56E-05 ft/min

9.45E-02 ft/day

3.33E-05 cm/sec

Ref [1]: Naval Fac. Engr. Command, Design Manual 7.01, soil Mechanics

Inflow for Type II Well MW-5

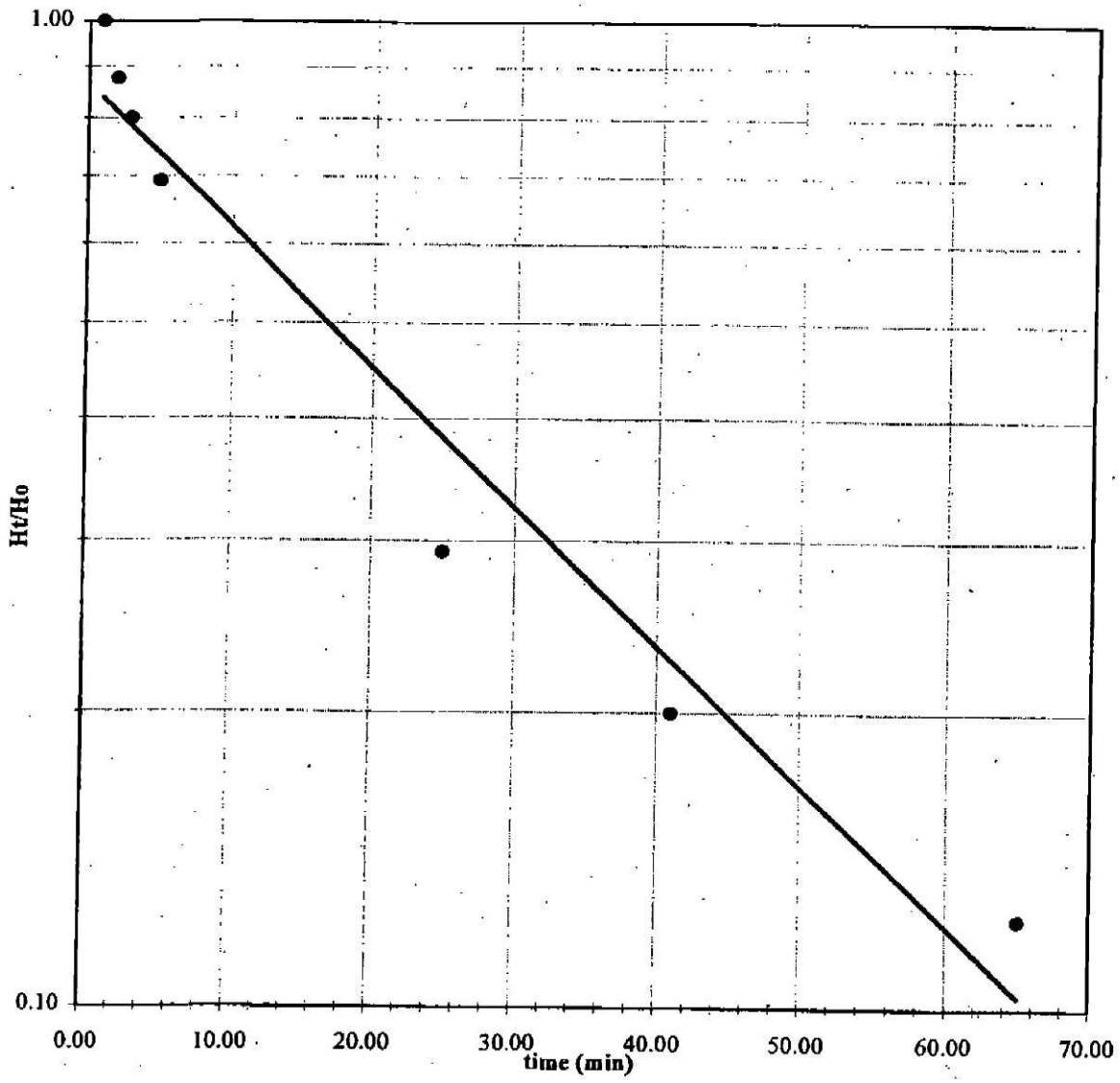

Midlands Environmental Consultants Inc.

Inflow for Type II Well MW-5A

Inflow Permeability Calculation

Cloud's Chevron

Test Performed: 4/9/97

MW-5A

Type II (Uncased Well)

Static: 23.26 ft

*Enter Values in Shaded Areas Only

Time (min)	Depth	delta H	Ht/Ho
0.50	23.34	0.08	1.00
1.00	23.30	0.04	0.50
1.50	23.28	0.02	0.25
2.00	23.27	0.01	0.12

Information from data and plot of Ht/H0 vs time

Bore Hole Diameter: 8 in

Total Depth of Well: 29.4 ft

Stand Pipe Area: 50.27 in^2

0.35 ft^2

Coordinates from Graph for Slope Calc:

H1/Ho: 1

t1: 0.5 min

H2/Ho: 0.12

t2: 2 min

H1:	0.08	H2:	0.01
t1:	0.50	t2:	2.00
Radius	R:	4.00 in	
Radius	R:	0.33 ft	
Depth	D:	6.14 ft	
	R/D:	0.054	
	D/R:	18.42	

Shape Factor Determination Value: 0.99 *

*This value is used in conjunction with Figure 13 of Reference [1] to obtain the shape factor.

Shape Factor S: 0.1

Coeff. of Permeability (K):

1.59E-03 ft/min

2.29E+00 ft/day

8.09E-04 cm/sec

Ref [1]: Naval Fac. Engr. Command, Design Manual 7.01, soil Mechanics

Inflow for Type II Well MW-5A

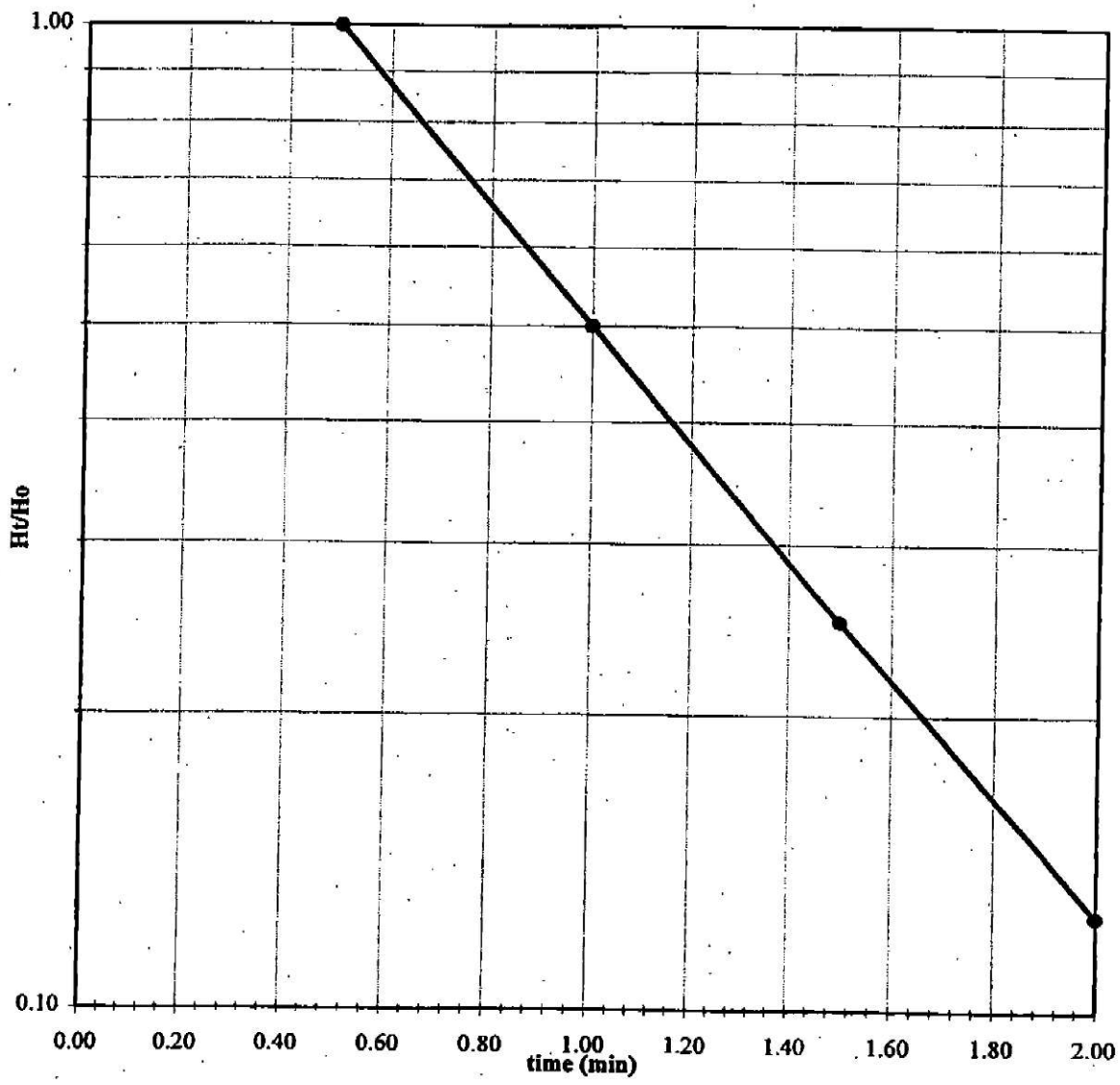

Midlands Environmental Consultants, Inc.

Inflow for Type II Well MW-11

Inflow Permeability Calculation

Cloud's Chevron

Test Performed: 4/9/97

MW-11

Type II (Uncased Well)

Static: 19.98 ft

*Enter Values in Shaded Areas Only

Time (min)	Depth	delta H	Ht/Ho
0.50	20.41	0.43	1.00
1.00	20.31	0.33	0.77
1.50	20.18	0.20	0.47
2.00	20.10	0.12	0.28
2.50	20.09	0.11	0.26
4.00	20.06	0.08	0.19
5.00	20.05	0.07	0.16

Information from data and plot of Ht/H0 vs time

Bore Hole Diameter:	8	in
Total Depth of Well:	30	ft
Stand Pipe Area:	50.27	in^2
	0.35	ft^2

Coordinates from Graph for Slope Calc:

H1/Ho:	0.77	
t1:	1	min
H2/Ho:	0.16	
t2:	5	min

H1:	0.33	H2:	0.07	
t1:	1.00	t2:	5.00	
Radius	R:	4.00	in	
Radius	R:	0.33	ft	
Depth	D:	10.02	ft	
	R/D:	0.033		
	D/R:	30.06		

Shape Factor Determination Value: 0.98 *

*This value is used in conjunction with Figure 13 of Reference [1] to obtain the shape factor.

Shape Factor S: 0.4

Coeff. of Permeability (K):

3.41E-04 ft/min

4.91E-01 ft/day

1.73E-04 cm/sec

Ref [1]: Naval Fac. Engr. Command, Design Manual 7.01, soil Mechanics

Inflow for Type II Well MW-11

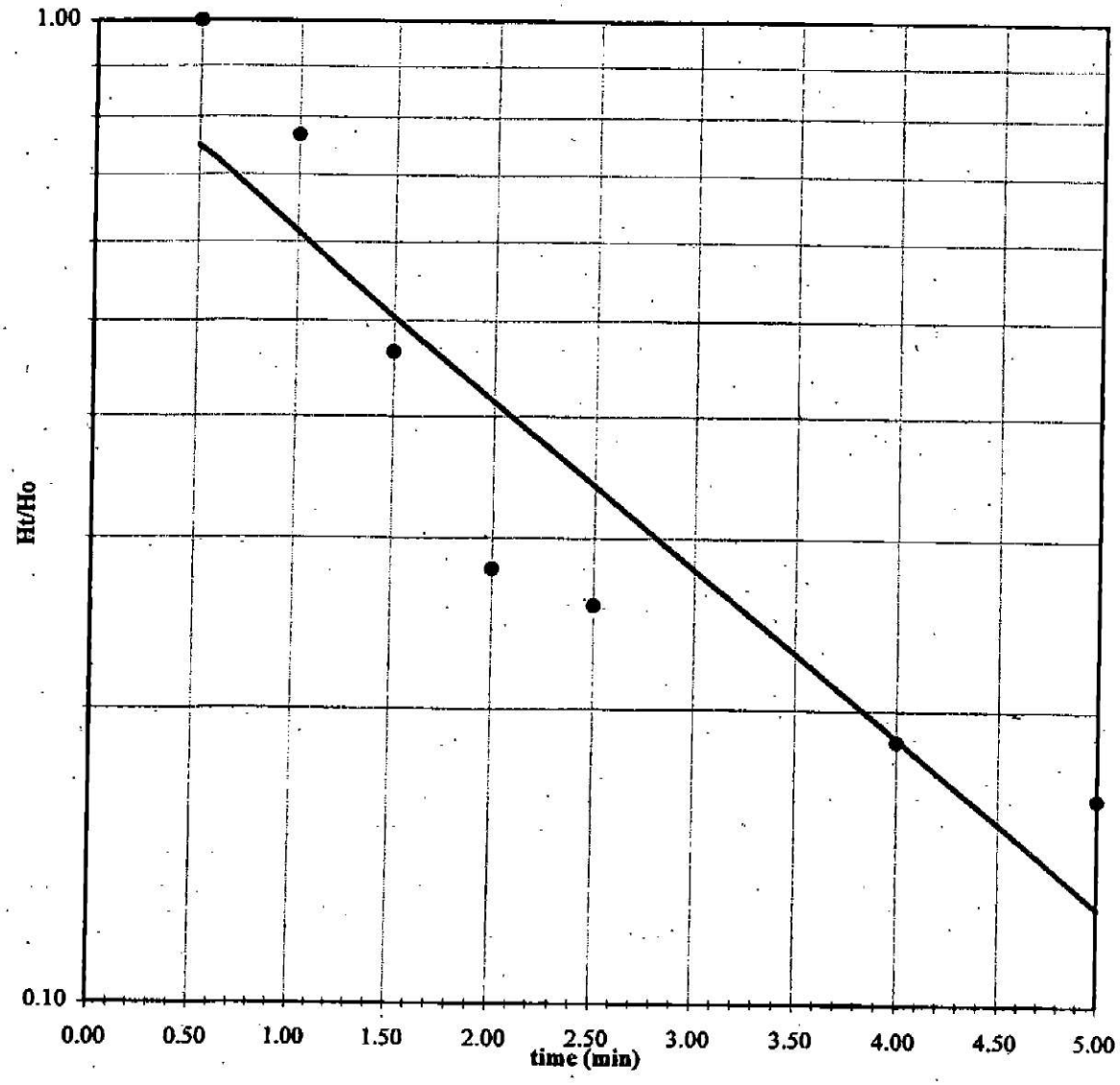

Midlands Environmental Consultants, Inc.

Inflow for Type II Well MW-12

Inflow Permeability Calculation

Cloud's Chevron

Test Performed: 4/9/97

MW-12

Type II (Uncased Well)

Static: 5.1 ft

*Enter Values in Shaded Areas Only

Time (min)	Depth	delta H	Ht/Ho
1.00	5.20	0.10	1.00
1.50	5.15	0.05	0.50
2.00*	5.13	0.03	0.30
2.50	5.12	0.02	0.20
3.00	5.11	0.01	0.10

Information from data and plot of Ht/H0 vs time

Bore Hole Diameter:	8	in
Total Depth of Well:	30	ft
Stand Pipe Area:	50.27	in^2
	0.35	ft^2

Coordinates from Graph for Slope Calc:

H1/Ho:	0.3	
t1:	2	min
H2/Ho:	0.1	
t2:	3	min

H1:	0.03	H2:	0.01
t1:	2.00	t2:	3.00
Radius	R:	4.00	in
Radius	R:	0.33	ft
Depth	D:	24.90	ft
	R/D:	0.013	
	D/R:	74.70	

Shape Factor Determination Value: 1.00 *

*This value is used in conjunction with Figure 13 of Reference [1] to obtain the shape factor.

Shape Factor S: 0.1

Coeff. of Permeability (K):

1.67E-04 ft/min

2.41E-01 ft/day

8.50E-05 cm/sec

Ref [1]: Naval Fac. Engr. Command, Design Manual 7.01, soil Mechanics

Inflow for Type II Well MW-12

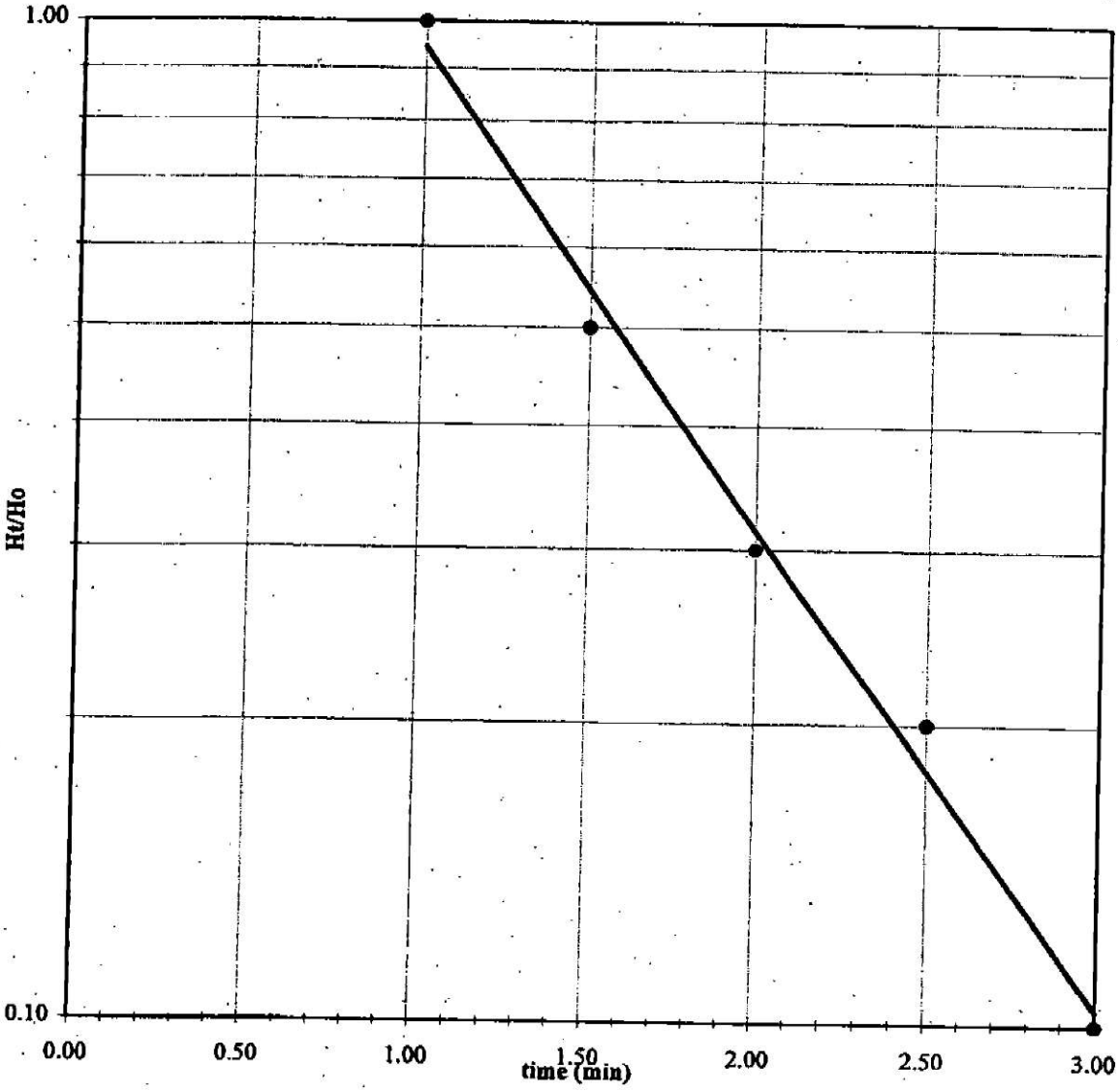

Midlands Environmental Consultants, Inc.

Inflow for Type II Well MW-14

Inflow Permeability Calculation

Cloud's Chevron

Test Performed: 4/9/97

MW-14

Type II (Uncased Well)

Static: 15.59 ft

*Enter Values in Shaded Areas Only

Time (min)	Depth	delta H	Ht/Ho
0.25	15.69	0.10	1.00
1.50	15.67	0.08	0.80
5.00	15.66	0.07	0.70
8.00	15.65	0.06	0.60
29.50	15.62	0.03	0.30
55.00	15.61	0.02	0.20

Information from data and plot of Ht/H0 vs time

Bore Hole Diameter:	8	in
Total Depth of Well:	30	ft
Stand Pipe Area:	50.27	in^2
	0.35	ft^2

Coordinates from Graph for Slope Calc:

H1/Ho:	0.8	
t1:	1.5	min
H2/Ho:	0.2	
t2:	55	min

H1:	0.08	H2:	0.02
t1:	1.50	t2:	55.00
Radius	R:	4.00	in
Radius	R:	0.33	ft
Depth	D:	14.41	ft
	R/D:	0.023	
	D/R:	43.23	

Shape Factor Determination Value: 1.00 *

*This value is used in conjunction with Figure 13 of Reference [1] to obtain the shape factor.

Shape Factor S: 0.1

Coeff. of Permeability (K):

1.62E-05 ft/min

2.33E-02 ft/day

8.24E-06 cm/sec

Ref [1]: Naval Fac. Engr. Command, Design Manual 7.01, soil Mechanics

Inflow for Type II Well MW-14

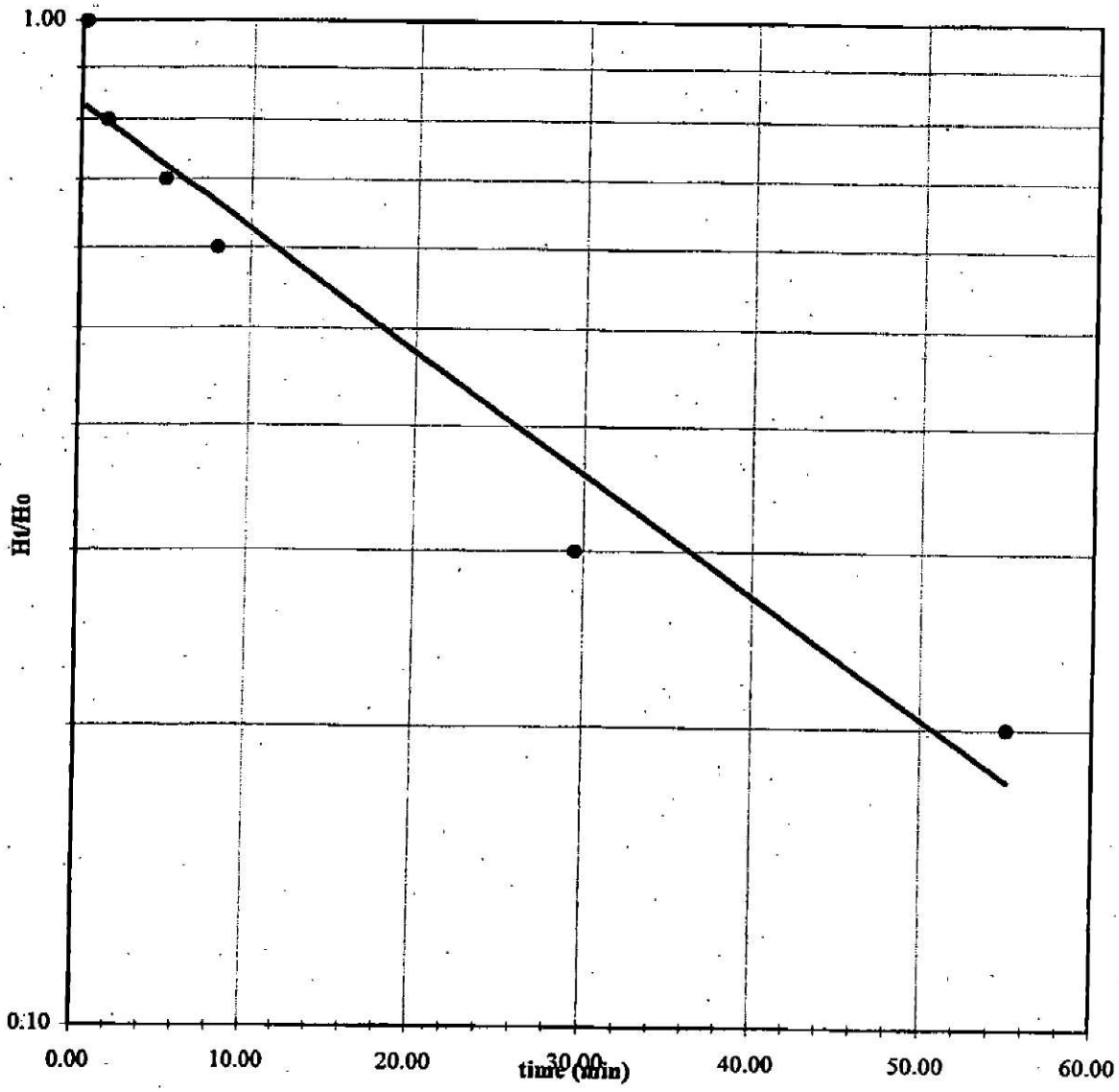

Midlands Environmental Consultants, Inc.

Inflow for Type II Well MW-16

Inflow Permeability Calculation

Cloud's Chevron

Test Performed: 4/9/97

MW-16

Type II (Uncased Well)

Static: 18.17 ft

*Enter Values in Shaded Areas Only

Time (min)	Depth	delta H	Ht/Ho
0.50	20.26	2.09	1.00
1.00	20.22	2.05	0.98
3.00	20.18	2.01	0.96
22.00	20.09	1.92	0.92
77.00	19.82	1.65	0.79
116.00	19.53	1.36	0.65
940.00	18.63	0.46	0.22

Information from data and plot of Ht/H0 vs time

Bore Hole Diameter:	8	in
Total Depth of Well:	30	ft
Stand Pipe Area:	50.27	in^2
	0.35	ft^2

Coordinates from Graph for Slope Calc:

H1/Ho:	0.92	
t1:	22	min
H2/Ho:	0.22	
t2:	940	min

H1:	1.92	H2:	0.46
t1:	22.00	t2:	940.00
Radius R:	4.00	in	
Radius R:	0.33	ft	
Depth D:	11.83	ft	
R/D:	0.028		
D/R:	35.49		

Shape Factor Determination Value: 0.90 *

*This value is used in conjunction with Figure 13 of Reference [1] to obtain the shape factor.

Shape Factor S: 1.5

Coeff. of Permeability (K):

1.87E-06 ft/min

2.69E-03 ft/day

9.50E-07 cm/sec

Ref [1]: Naval Fac. Engr. Command, Design Manual 7.01, soil Mechanics

Inflow for Type II Well MW-16

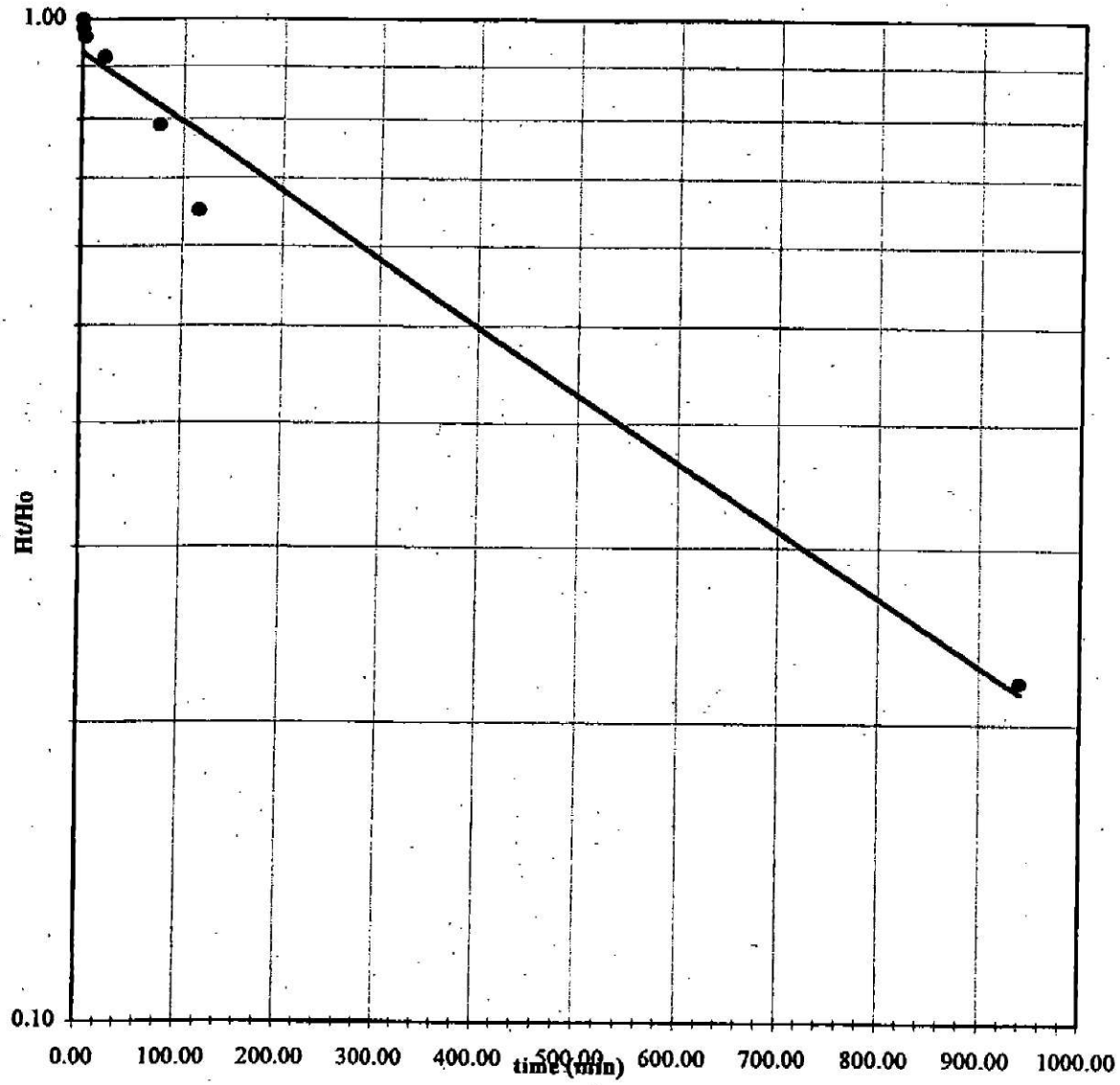

Midlands Environmental Consultants, Inc.

Inflow for Type III Well MW-17D

Inflow Permeability Calculation

Cloud's Chevron

Test Performed: 4/16/97

MW-17D

Static: 44.64 ft

Time (min)	Depth	delta H	H_t/H_o
1.00	49.26	4.62	1.00
2.00	49.22	4.58	0.99
4.00	49.18	4.54	0.98
7.00	49.12	4.48	0.97
17.00	48.88	4.24	0.92
37.00	48.48	3.84	0.83
132.00	47.11	2.47	0.53

*Enter Values in Shaded Areas Only

Information from data and plot of Ht/H0 vs time

Diameter of Intake:	4	in
Length of Intake (L):	8	ft
Diameter of Standpipe:	2	in

Coordinates from Graph for Slope Calc:

H_1/H_o:	0.98	
t_1:	4	min
H_2/H_o:	0.53	
t_2:	132	min

H_1:	4.53	H_2:	2.45
t_1:	4.00	t_2:	132.00

Intake Radius:	2.00 in
Intake Radius (rint):	0.17 ft
Standpipe Radius:	1.00 in
Standpipe Radius (rsp):	0.083 ft

Calc1=	0.000434	$(rsp^2)/2L$
Calc2=	1.681241	ln(L/rint)
Calc3=	0.26695	$\ln(H_1/H_2)$
Calc4=	128	(t_2-t_1)

K=Calc1*Calc2*(Calc3/Calc4)

Coeff. of Permeability (K):

1.52E-06 ft/min

2.19E-03 ft/day

7.73E-07 cm/sec

Naval Fac. Engr. Command, Design Manuel 7.01, Soil Mechanics: Condition C

Inflow for Type III Well MW-17D

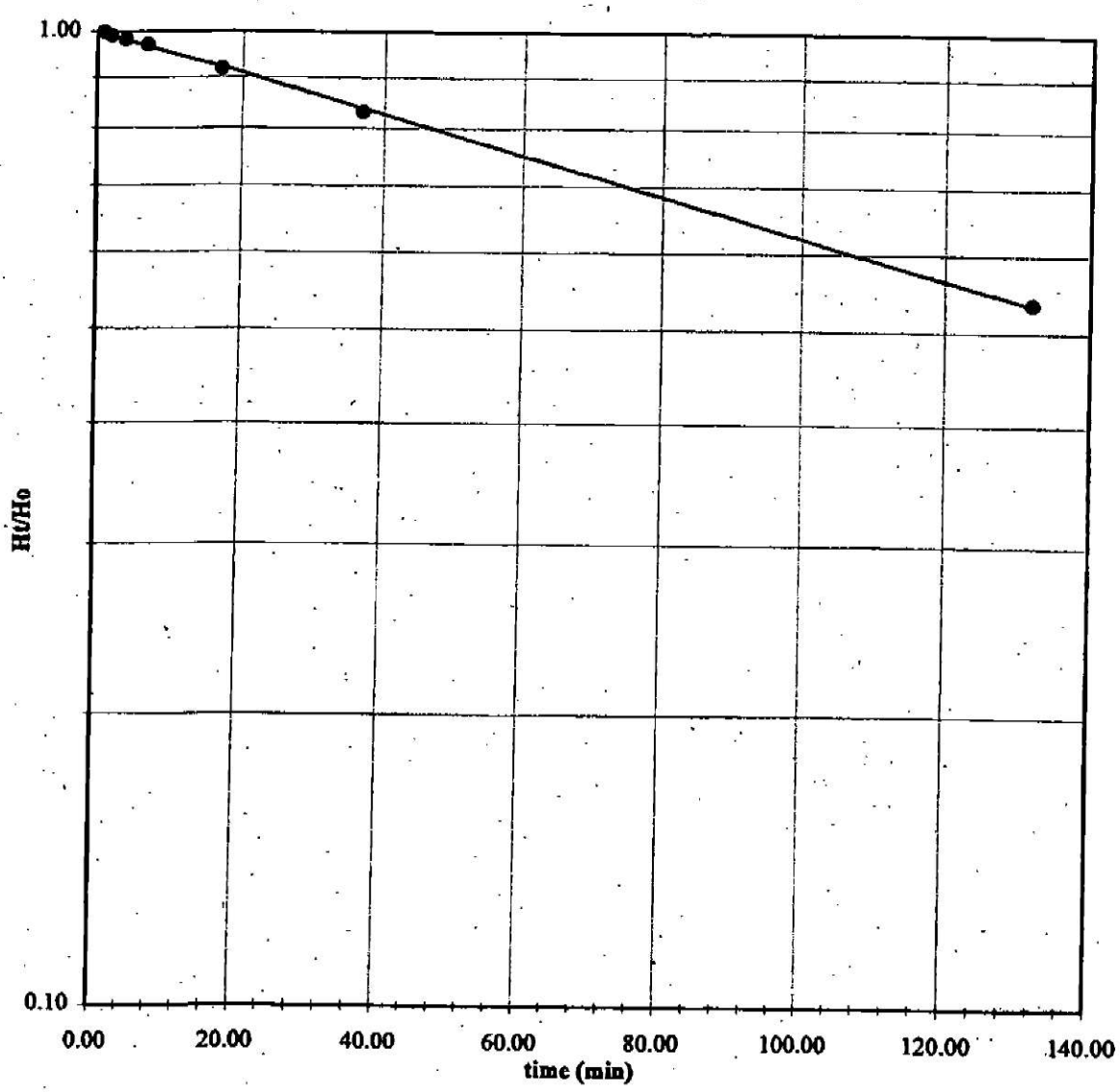

Midlands Environmental Consultants, Inc.

CLOUDS'S CHEVRON - COLUMBIA, SOUTH CAROLINA HYDROGEOLOGIC DATA					
MONITOR WELL	**HYDRAULIC CONDUCTIVITY ft/min**	**HYDRAULIC CONDUCTIVITY ft/day**	**HYDRAULIC CONDUCTIVITY cm/sec**	**AQUIFER THICKNESS feet**	**TRANSMISSIVITY ft^2/day**
MW-2	7.41×10^{-4}	1.07	3.76×10^{-4}	80	85.6
MW-5	2.76×10^{-4}	0.40	1.40×10^{-4}	80	32.0

Data from MW-1 was not used due to what appeared to be an invalid test