Table 1
Groundwater Monitoring Data through August 22-23, 2005
Health Self Serve 2, Sumter, South Carolina, UST Permit #08932 Consultech Project # C-1383

Monitoring Well	Date	TOC Elevation	TOC to GW (ft-bgs)	TOC to FP (ft-bgs)	FP Thickness (ft.)	GW Elevation	pH	Temperature (C°)	Conductivity (µS/cm)	Dissolved O_2 (mg/L)
MW-21	03/06/04	73.49	0.70			72.79				
	10/20/04		1.22			72.27	6.8	23.1	334	5.6
	08/23/05		Unable to Locate							
	11/28/05	73.49	6.21			67.28	6.1	20.3	83	4.1
MW-22	03/06/04	73.79	0.85			72.94				
	10/20/04		0.60			73.19	6.7	23.7	152	5.5
	08/23/05		Unable to Locate							
	11/28/05	73.79	5.88			67.91	6.2	21.7	73	3.9
MW-23	03/06/04	73.06	0.10			72.96				
	10/20/04		0.60			72.46	6.9	24.0	265	3.9
	08/23/05		Unable to Locate							
	11/28/05	73.06	5.91			67.15	5.9	21.1	49	4.2
MW-24	03/06/04	72.25	0.08			72.17				
	10/20/04		0.60			71.65	7.0	23.5	308	4.2
	08/23/05		Unable to Locate							
	11/28/05	72.25	5.77			66.48	5.6	20.8	72	3.7
MW-25	03/06/04	95.48	10.08			85.40				
	10/20/04		10.61			84.87	6.8	25.2	113	4.0
	08/23/05		10.28			85.20	5.7	28.1	83	3.8
	11/28/05		9.78			85.70	6.4	21.4	86	3.6
MW-26	03/06/04	83.42	5.51			77.91				
	10/20/04		5.56			77.86	6.7	23.9	192	3.5
	08/23/05		Unable to Locate							
	11/28/05	83.42	10.22			73.20	6.1	21.2	44	3.3
MW-27	03/06/04	78.96	2.05			76.91				
	10/20/04		1.53			77.43	7.0	24.2	NM	6.0
	08/23/05		Unable to Locate							
	11/28/05	78.96	5.91			73.05	5.7	20.6	61	4.3

Notes: (1) TOC for MW-2 is assumed to be at mid-height between MW-6 and MW-12.

NM = Not Measured

TABLE 2: Heath Self Serve 2
Chemicals of Concern in Groundwater
Groundwater Analytical Data Through November 28, 2005
SCDHEC UST Permit # 08932
Sumter, South Carolina - Consultech Project # C-1383

Well No.	Date	Benzene	Toluene	Ethyl-benzene	Xylenes	MTBE	Naphthalene	Total Mass
SSTL		78	84	140	212	5	5	
MW-2	03/06/04	78	84	140	212	5	5	524
	10/20/04	9,600	46,000	7,100	30,000	510	13,000	106,210
	08/22/05	390	100	270	480	31	50	1,321
	11/28/05	54	49	53	200	110	53	519
MW-3	03/06/04	1	1	<1	7	<1	<5	16
	10/20/04	7.1	4.0	3.4	34	<1.0	<5.0	54.5
	08/22/05	<1	<1	<1	<1	<1	<5	10
	11/28/05	<5.0	9.4	<5.0	7.8	<5.0	<25	23.2
SSTL		246	260,000	40,000	180,000	119	20,000	
MW-4	03/06/04	72,000	260,000	40,000	180,000	940,000	20,000	1,512,000
	10/20/04	72,000	260,000	40,000	180,000	940,000	20,000	1,512,000
	08/22/05	720	13,000	5,900	40,000	250	2,300	62,170
	11/28/05	590	1,200	89	4,100	150	180	6,309
MW-5	03/06/04	<1	<1	<1	<1	<1	<5	10
	10/20/04	2.0	81	74	370	<1.0	74	602
	08/22/05	<10	120	170	990	<10	140	1421
	11/28/05	1.7	8.6	<1	50	<1	8.4	70
SSTL		14	<1	3	8	3	5	
MW-6	03/06/04	14	<1	3	8	3	<5	34
	10/20/04	7,900	30,000	15,000	77,000	<250	9,100	139250
	08/22/05	200	56	39	130	<1	<5	675
	11/28/05	600	240	170	400	<100	<500	1660
SSTL		7,620	260,000	40,000	180,000	85	20,000	
MW-7	03/06/04	72,000	260,000	40,000	180,000	940,000	20,000	1,512,000
	10/20/04	21,000	47,000	9,400	37,000	5,400	1,100	120900
	08/22/05	13,000	57,000	17,000	82,000	4,300	11,000	184300
	11/28/05	16,000	40,000	7,100	34,000	4,300	1,200	102600
SSTL		3,307	260,000	40,000	180,000	57	20,000	
MW-8	03/06/04	72,000	260,000	40,000	180,000	940,000	20,000	1,512,000
	10/20/04	1,700	11,000	2,300	9,400	<25	1,000	25425
	08/22/05	6,000	30,000	6,600	32,000	200	1,700	76525
	1128/05	5,300	29,000	5,000	27,000	<200	<1000	66325

TABLE 2: Heath Self Serve 2
Chemicals of Concern in Groundwater
Groundwater Analytical Data Through November 28, 2005
SCDHEC UST Permit # 08932
Sumter, South Carolina - Consultech Project # C-1383

Well No.	Date	Benzene	Toluene	Ethyl-benzene	Xylenes	MTBE	Naphthalene	Total Mass
SSTL		4,075	260,000	40,000	180,000	63	20,000	
MW-9	03/06/04	72,000	260,000	40,000	180,000	940,000	20,000	1,512,000
	10/20/04	20,000	48,000	9,800	50,000	590	10,000	138,390
	08/22/05	23,000	77,000	15,000	75,000	270	4,400	194,670
	11/28/05	190	350	45	230	<1.0	7.1	822
SSTL		2,179	260,000	40,000	180,000	52	20,000	
MW-10	03/06/04	72,000	260,000	40,000	180,000	940,000	20,000	1,512,000
	10/20/04	72,000	260,000	40,000	180,000	940,000	20,000	1,512,000
	08/22/05	20,000	34,000	34,000	25,000	250	9,900	123,150
	11/28/05	21,000	62,000	16,000	76,000	<200	3,500	178,500
SSTL		<1	2	1	11	<1	<5	
MW-11	03/06/04	<1	2	1	11	<1	<5	21
	10/20/04	Not Found						21
	08/22/05	Not Found						21
	11/28/05	Not Found						21
SSTL		6,865	260,000	40,000	180,000	80	20,000	
MW-12	03/06/04	72,000	260,000	40,000	180,000	940,000	20,000	1,512,000
	10/20/04	72,000	260,000	40,000	180,000	940,000	20,000	1,512,000
	08/22/05	4,100	44,000	15,000	75,000	250	7,800	146,150
	11/28/05	5,400	46,000	16,000	81,000	<200	4,100	152,500
MW-13	03/06/04	<1	<1	<1	<1	<1	<5	10
	10/20/04	<1	1.9	<1	1.7	<1	<5	12
	08/22/05	<1	<1	<1	<1	<1	<5	10
	11/28/05	1.7	2.7	1.9	6.6	<1.	<5	18
SSTL		68	<1	4	21	<1	<5	
MW-14	03/06/04	68	<1	4	21	<1	<5	100
	10/20/04	<1	2.2	<1	1.4	<1	<5	12
	08/22/05	<1	<1	<1	<1	<1	<5	10
	11/28/05	<1	1	<1	1	<1	<5	10
MW-15	03/06/04	<1	<1	<1	<1	<1	<5	10
	10/20/04	<1	2.1	<1	2.3	<1	<5	12
	08/23/05	<1	2.2	1.2	7.1	<1	<5	18
	11/28/05	<1	1.7	<1	1.6	<1	<5	11

TABLE 2: Heath Self Serve 2
Chemicals of Concern in Groundwater
Groundwater Analytical Data Through November 28, 2005
SCDHEC UST Permit # 08932
Sumter, South Carolina - Consultech Project # C-1383

Well No.	Date	Benzene	Toluene	Ethyl-benzene	Xylenes	MTBE	Naphthalene	Total Mass
MW-16	03/06/04	<1	<1	<1	<1	<1	<5	10
	10/20/04	<1	2.4	<1	1.6	<1	<5	12
	08/23/05	<1	<1	<1	1.2	<1	<5	12
	11/28/05	<1	1.5	<1	1.5	<1	<5	11
MW-18	03/06/04	<1	<1	<1	<1	<1	<5	10
	10/20/04	<1	2.3	<1	1.3	<1	<5	12
	08/23/05	<1	<1	<1	<1	<1	<5	10
	11/28/05	<1	<1	<1	<1	<1	<5	10
SSTL		**31**	**<1**	**<1**	**16**	**40**	**<5**	
MW-19	03/06/04	**166**	**<1**	**<1**	**16**	**196**	**<5**	385
	10/20/04	**Not Found**						385
	08/23/05	**Not Found**						385
	11/28/05	<1	3.8	<1	10.0	<1	<5	24
SSTL		**26**	**2**	**<1**	**35**	**40**	**<5**	
MW-20	03/06/04	**1,760**	**2**	**<1**	**35**	**80**	**<5**	1883
	10/20/04	**Not Found**						1883
	08/23/05	**Not Found**						1883
	11/28/05	<1	<1	<1	<1	<1	<5	10
SSTL		**<1**	**<1**	**<1**	**<1**	**<1**	**<5**	
MW-21	03/06/04	<1	<1	<1	<1	<1	<5	10
	10/20/04	<1	**1.9**	<1	<1	<1	<5	11
	08/23/05	**Not Found**						11
	11/28/05	<1	<1	<1	<1	<1	<5	10
MW-22	03/06/04	<1	<1	<1	<1	<1	<5	10
	10/20/04	<1	1.9	<1	<1	<1	<5	11
	08/23/05	**Not Found**						11
	11/28/05	<1	<1	<1	<1	<1	<5	10
MW-23	03/06/04	<1	<1	<1	<1	<1	<5	10
	10/20/04	<1	1.0	<1	<1	<1	<5	10
	08/23/05	**Not Found**						10
	11/28/05	<1	<1	<1	<1	<1	<5	10

TABLE 2: Heath Self Serve 2
Chemicals of Concern in Groundwater
Groundwater Analytical Data Through November 28, 2005
SCDHEC UST Permit # 08932
Sumter, South Carolina - Consultech Project # C-1383

Well No.	Date	Benzene	Toluene	Ethyl-benzene	Xylenes	MTBE	Naphthalene	Total Mass
MW-24	03/06/04	<1	<1	<1	<1	<1	<5	10
	10/20/04	<1	<1	<1	<1	<1	<5	10
	08/23/05	Not Found						10
	11/28/05	<1	1.6	<1	2.1	<1	<5	12
MW-25	03/06/04	<1	<1	<1	<1	<1	<5	10
	10/20/04	<1	1.7	<1	<1	<1	<5	11
	08/23/05	<1	<1	<1	<1	<1	<5	10
	11/28/05	<1	<1	<1	<1	<1	<5	10
MW-26	03/06/04	<1	<1	<1	<1	<1	<5	10
	10/20/04	<1	3.5	<1	2.9	<1	<5	14
	08/23/05	Not Found						14
	11/28/05	<1	<1	<1	<1	<1	<5	10
SSTL		**<1**	**<1**	**<1**	**<1**	**1**	**<5**	
MW-27	03/06/04	<1	<1	<1	<1	1	<5	10
	10/20/04	<1	**2.1**	<1	**2.2**	<1	<5	14
	08/23/05	Not Found						14
	11/28/05	<1	<1	<1	1.0	<1	<5	10
SSTL Mass	**03/06/04**	**24,512**	**1,560,093**	**240,152**	**1,080,305**	**548**	**120,040**	**3,025,650**
Initial Mass	03/06/04	434,089	1,560,093	240,152	1,080,305	5,640,288	120,040	9,074,967
	10/20/04	257,321	962,109	163,690	743,822	2,826,789	94,339	**5,048,071**
	08/23/05	69,336	255,156	93,980	330,660	5,831	37,290	**792,253**
Current Mass	11/28/05	49,140	178,846	44,461	222,944	5,265	10,565	**511,221**
% Decrease	3/04 to 10/04	40.72%	38.33%	31.84%	31.15%	49.88%	21.41%	44.37%
% Decrease	3/04 to 8/05	84.03%	83.64%	60.87%	69.39%	99.90%	68.94%	91.27%
% Decrease	3/04 to 11/05	88.68%	88.54%	81.49%	79.36%	99.91%	91.20%	94.37%

NS - Not Sampled - Wells were either unaccessible or not found

Table 3
Mass Reduction Calculations Through November 28, 2005
Health Self Serve 2, Sumter, SC
SCDHEC UST Permit #08932 - Consultech Project # C-1383

		Benzene	Toluene	Ethylbenzene	Xylenes	MTBE	Naphthalene	Mass>SSTL
MW-2	SSTL	**78**	**84**	**140**	**212**	**5**	**5**	
	Initial	78	84	140	212	5	5	
11/28/05	Subsequent	54	49	53	200	110	53	
	Initial > SSTL	0	0	0	0	0	0	0
	Subsequent > SSTL	0	0	0	0	105	48	153
MW-4	SSTL	**246**	**260,000**	**40,000**	**180,000**	**119**	**20,000**	
	Initial	72,000	260,000	40,000	180,000	940,000	20,000	
11/28/05	Subsequent	590	1,200	89	4,100	150	180	
	Initial > SSTL	71,754	0	0	0	939,881	0	1,011,635
	Subsequent > SSTL	344	0	0	0	31	0	375
MW-6	SSTL	**14**	**1**	**3**	**8**	**3**	**5**	
	Initial	14	1	3	8	3	5	
11/28/05	Subsequent	600	240	170	400	100	500	
	Initial > SSTL	0	0	0	0	0	0	0
	Subsequent > SSTL	586	239	167	392	97	495	1,976
MW-7	SSTL	**7,620**	**260,000**	**40,000**	**180,000**	**85**	**20,000**	
	Initial	72,000	260,000	40,000	180,000	940,000	20,000	
11/28/05	Subsequent	16,000	40,000	7,100	34,000	4,300	1,200	
	Initial > SSTL	64,380	0	0	0	939,915	0	1,004,295
	Subsequent > SSTL	8,380	0	0	0	4,215	0	12,595
MW-8	SSTL	**3,307**	**260,000**	**40,000**	**180,000**	**57**	**20,000**	
	Initial	72,000	260,000	40,000	180,000	940,000	20,000	
11/28/05	Subsequent	5,300	29,000	5,000	27,000	200	1,000	
	Initial > SSTL	68,693	0	0	0	939,943	0	1,008,636
	Subsequent > SSTL	1,993	0	0	0	143	0	2,136
MW-9	SSTL	**4,075**	**260,000**	**40,000**	**180,000**	**63**	**20,000**	
	Initial	72,000	260,000	40,000	180,000	940,000	20,000	
11/28/05	Subsequent	190	350	45	230	1	7	
	Initial > SSTL	67,925	0	0	0	939,937	0	1,007,862
	Subsequent > SSTL	0	0	0	0	0	0	0
MW-10	SSTL	**2,179**	**260,000**	**40,000**	**180,000**	**52**	**20,000**	
	Initial	72,000	260,000	40,000	180,000	940,000	20,000	
11/28/05	Subsequent	20,000	21,000	62,000	16,000	200	3,500	
	Initial > SSTL	69,821	0	0	0	939,948	0	1,009,769
	Subsequent > SSTL	17,821	0	22,000	0	148	0	39,969
MW-11	SSTL	**1**	**2**	**1**	**11**	**1**	**5**	
	Initial	1	2	1	11	1	5	
10/20/04	Subsequent	1	2	1	11	1	5	
	Initial > SSTL	0	0	0	0	0	0	0
	Subsequent > SSTL	0	0	0	0	0	0	0
MW-12	SSTL	**6,865**	**260,000**	**40,000**	**180,000**	**80**	**20,000**	
	Initial	72,000	260,000	40,000	180,000	940,000	20,000	
11/28/05	Subsequent	5,400	46,000	16,000	81,000	200	4,100	
	Initial > SSTL	65,135	0	0	0	939,920	0	1,005,055
	Subsequent > SSTL	0	0	0	0	120	0	120
MW-14	SSTL	**68**	**1**	**4**	**21**	**1**	**5**	
	Initial	68	1	4	21	1	5	
11/28/05	Subsequent	1	1.7	1	1.6	1	5	
	Initial > SSTL	0	0	0	0	0	0	0
	Subsequent > SSTL	0	1	0	0	0	0	1

Table 3
Mass Reduction Calculations Through November 28, 2005
Health Self Serve 2, Sumter, SC
SCDHEC UST Permit #08932 - Consultech Project # C-1383

		Benzene	Toluene	Ethylbenzene	Xylenes	MTBE	Naphthalene	Mass>SSTL
MW-19	SSTL	**31**	**1**	**1**	**16**	**40**	**5**	
	Initial	166	1	1	16	196	5	
11/28/05	Subsequent	1	4	1	10	1	5	
	Initial > SSTL	135	0	0	0	156	0	291
	Subsequent > SSTL	0	3	0	0	0	0	3
MW-20	SSTL	**26**	**2**	**1**	**35**	**40**	**5**	
	Initial	1,760	2	1	35	80	5	
11/28/05	Subsequent	1	1	1	1	1	5	
	Initial > SSTL	1,729	1	0	19	40	0	1,789
	Subsequent > SSTL	0	0	0	0	0	0	0
MW-21	SSTL	**1**	**1**	**1**	**1**	**1**	**5**	
	Initial	1	1	1	1	1	5	
11/28/05	Subsequent	1	1.0	1	1	1	5	
	Initial > SSTL	0	0	0	0	0	0	0
	Subsequent > SSTL	0	0	0	0	0	0	0
MW-27	SSTL	**1**	**1**	**1**	**1**	**1**	**5**	
	Initial	1	1	1	1	1	5	
11/28/05	Subsequent	1	1.0	1	1.0	1	5	
	Initial > SSTL	0	0	0	0	0	0	0
	Subsequent > SSTL	0	0	0	0	0	0	0

Total	Initial > SSTL	6,049,623
	Subsequent > SSTL	57,330

Percent Mass Reduction= $\frac{\text{(Initial>STTL)-(Subsequent>SSTL)}}{\text{(Initial>SSTL)}}$ **99.05%**

FIGURES

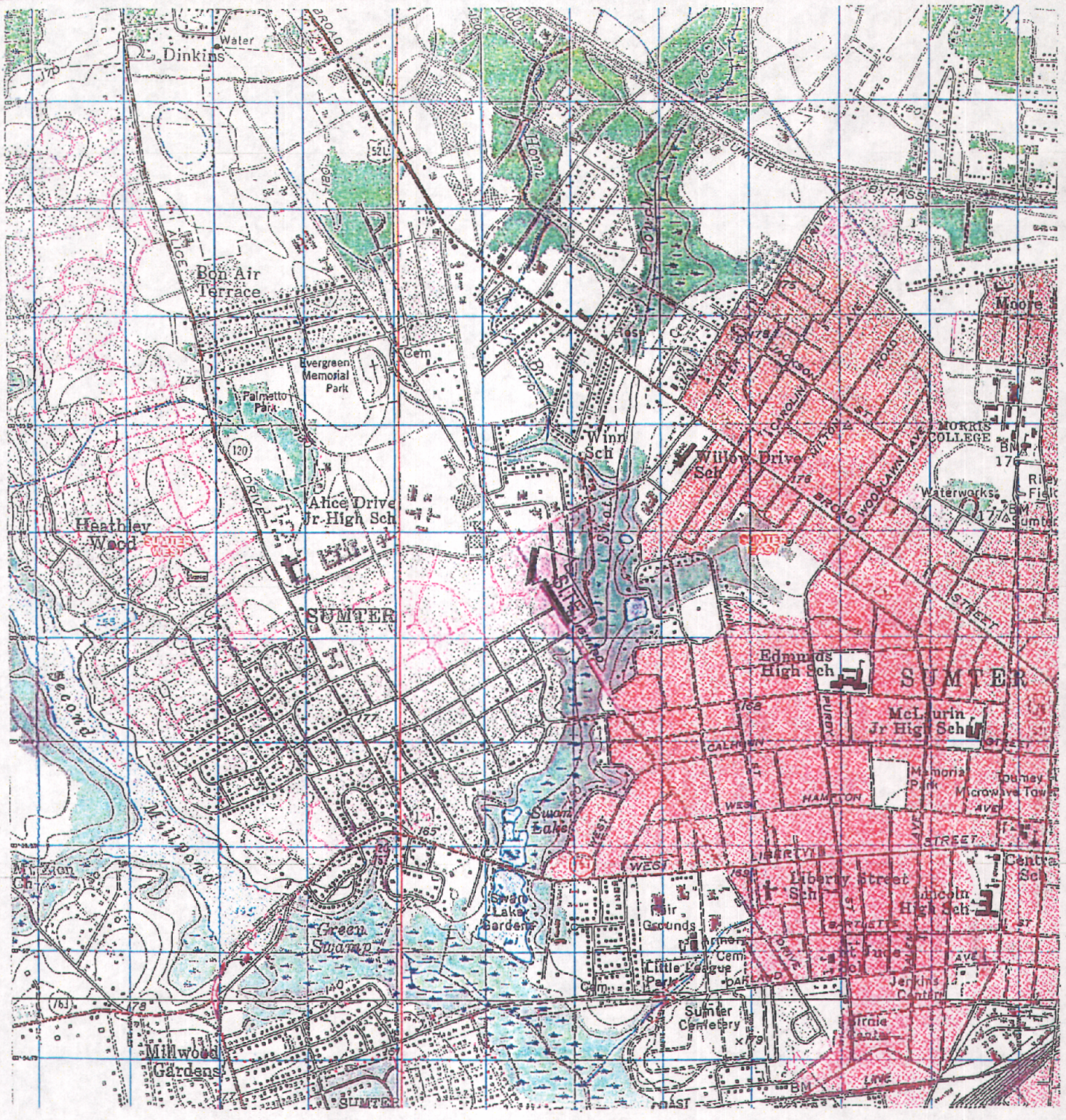

SUMTER, SOUTH CAROLINA QUADRANGLE MAP, 7.5 MINUTE SERIES, U.S. GEOLOGIC SURVEY

SCALE 1 : 24,000

0 2,000 4,000

QUADRANGLE LOCATIO

DRAWN: L.B.I.	DATE: 10/12/04
REV.: 08932	
PROJECT: HEATH SELF SERVE 2	
PROJECT No.: C-1383	
LOCATION: SUMTER, SOUTH CAROLINA	

FIGURE 1
SITE TOPOGRAPHIC MAP

CONSULTECH ENVIRONMENTAL, IN

Environmental Consultir and Engineering
© 1999

Delivering Innovative solutions to today's environmental concer

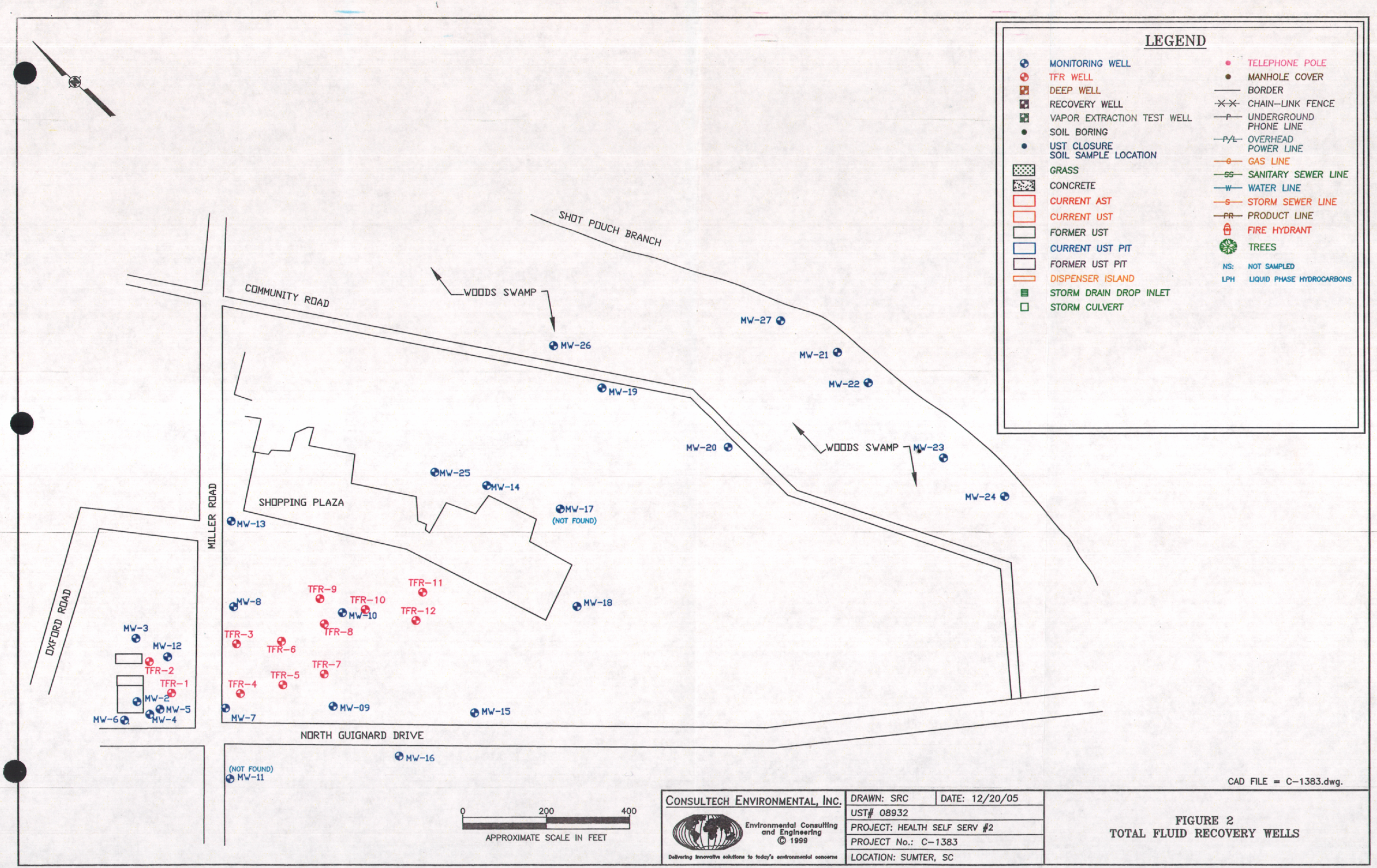
LEGEND
MONITORING WELL
TFR WELL
DEEP WELL
RECOVERY WELL
VAPOR EXTRACTION TEST WELL
SOIL BORING
UST CLOSURE SOIL SAMPLE LOCATION
GRASS
CONCRETE
CURRENT AST
CURRENT UST
FORMER UST
CURRENT UST PIT
FORMER UST PIT
DISPENSER ISLAND
STORM DRAIN DROP INLET
STORM CULVERT
TELEPHONE POLE
MANHOLE COVER
BORDER
CHAIN-LINK FENCE
UNDERGROUND PHONE LINE
OVERHEAD POWER LINE
GAS LINE
SANITARY SEWER LINE
WATER LINE
STORM SEWER LINE
PRODUCT LINE
FIRE HYDRANT
TREES
NS: NOT SAMPLED
LPH LIQUID PHASE HYDROCARBONS
SHOT POUCH BRANCH
COMMUNITY ROAD
WOODS SWAMP
MW-26
MW-27
MW-21
MW-22
MW-19
MW-20
WOODS SWAMP
MW-23
MW-24
MW-25
MW-14
SHOPPING PLAZA
MW-17
(NOT FOUND)
MW-13
MILLER ROAD
OXFORD ROAD
MW-18
TFR-9
TFR-11
TFR-10
TFR-12
MW-8
MW-10
TFR-8
TFR-3
TFR-6
TFR-7
MW-3
MW-12
TFR-2
TFR-5
TFR-1
TFR-4
MW-2
MW-5
MW-6
MW-4
MW-7
MW-09
MW-15
NORTH GUIGNARD DRIVE
MW-16
(NOT FOUND)
MW-11
0
200
400
APPROXIMATE SCALE IN FEET
CAD FILE = C-1383.dwg.
CONSULTECH ENVIRONMENTAL, INC.
Environmental Consulting and Engineering
© 1999
Delivering innovative solutions to today's environmental concerns
DRAWN: SRC
DATE: 12/20/05
UST# 08932
PROJECT: HEALTH SELF SERV #2
PROJECT No.: C-1383
LOCATION: SUMTER, SC
FIGURE 2
TOTAL FLUID RECOVERY WELLS

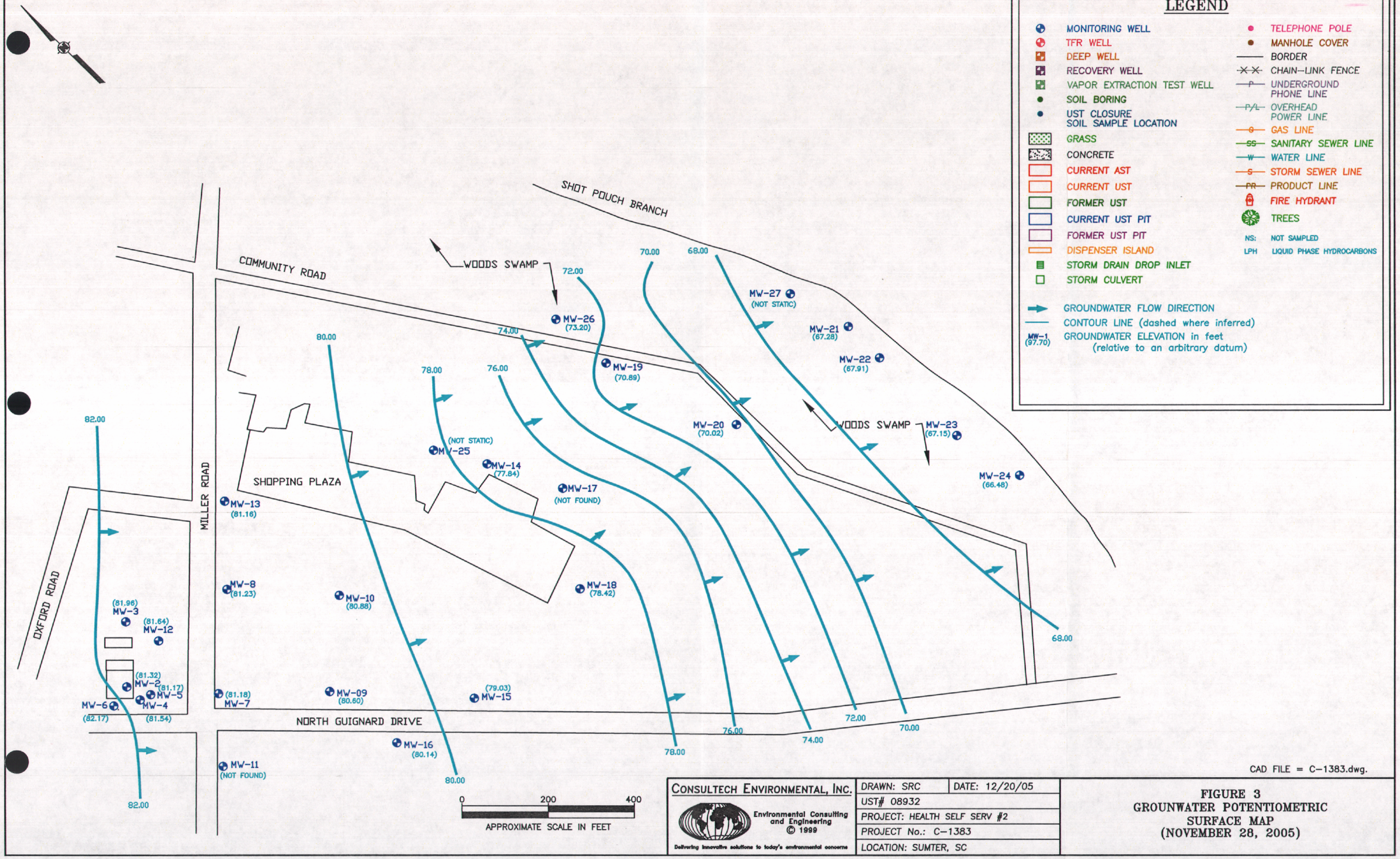

LEGEND

- MONITORING WELL
- TFR WELL
- DEEP WELL
- RECOVERY WELL
- VAPOR EXTRACTION TEST WELL
- SOIL BORING
- UST CLOSURE SOIL SAMPLE LOCATION
- GRASS
- CONCRETE
- CURRENT AST
- CURRENT UST
- FORMER UST
- CURRENT UST PIT
- FORMER UST PIT
- DISPENSER ISLAND
- STORM DRAIN DROP INLET
- STORM CULVERT
- TELEPHONE POLE
- MANHOLE COVER
- BORDER
- CHAIN-LINK FENCE
- UNDERGROUND PHONE LINE
- OVERHEAD POWER LINE
- GAS LINE
- SANITARY SEWER LINE
- WATER LINE
- STORM SEWER LINE
- PRODUCT LINE
- FIRE HYDRANT
- TREES

NS: NOT SAMPLED

LPH LIQUID PHASE HYDROCARBONS

- GROUNDWATER FLOW DIRECTION
- CONTOUR LINE (dashed where inferred)
- MW-1 (97.70) GROUNDWATER ELEVATION in feet (relative to an arbitrary datum)

CAD FILE = C-1383.dwg.

CONSULTECH ENVIRONMENTAL, INC.	DRAWN: SRC	DATE: 12/20/05
Environmental Consulting and Engineering © 1999	UST# 08932	
Delivering innovative solutions to today's environmental concerns	PROJECT: HEALTH SELF SERV #2	
	PROJECT No.: C-1383	
	LOCATION: SUMTER, SC	

FIGURE 3
GROUNWATER POTENTIOMETRIC SURFACE MAP
(NOVEMBER 28, 2005)

WATER SAMPLE LOCATION
DATE COLLECTED

- B BENZENE CONCENTRATION in ug/l
- T TOLUENE CONCENTRATION in ug/l
- E ETHYLBENZENE CONCENTRATION in ug/l
- X XYLENES CONCENTRATION in ug/l
- M MTBE CONCENTRATION in mg/l
- N NAPHTHALENE CONCENTRATION in mg/l

LEGEND

- MONITORING WELL
- TFR WELL
- DEEP WELL
- RECOVERY WELL
- VAPOR EXTRACTION TEST WELL
- SOIL BORING
- UST CLOSURE SOIL SAMPLE LOCATION
- GRASS
- CONCRETE
- CURRENT AST
- CURRENT UST
- FORMER UST
- CURRENT UST PIT
- FORMER UST PIT
- DISPENSER ISLAND
- STORM DRAIN DROP INLET
- STORM CULVERT
- TELEPHONE POLE
- MANHOLE COVER
- BORDER
- CHAIN-LINK FENCE
- UNDERGROUND PHONE LINE
- OVERHEAD POWER LINE
- GAS LINE
- SANITARY SEWER LINE
- WATER LINE
- STORM SEWER LINE
- PRODUCT LINE
- FIRE HYDRANT
- TREES
- NS: NOT SAMPLED
- LPH LIQUID PHASE HYDROCARBONS

COMMUNITY ROAD
SHOT POUCH BRANCH
WOODS SWAMP
MILLER ROAD
SHOPPING PLAZA
OXFORD ROAD
NORTH GUIGNARD DRIVE
WOODS SWAMP

MW-26 11/28/05: B <1.0, T <1.0, E <1.0, X <1.0, M <1.0, N <5.0
MW-27 11/28/05: B <1.0, T <1.0, E <1.0, X 1.0, M <1.0, N <5.0
MW-21 11/28/05: B <1.0, T <1.0, E <1.0, X <1.0, M <1.0, N <5.0
MW-22 11/28/05: B <1.0, T <1.0, E <1.0, X <1.0, M <1.0, N <5.0
MW-23 11/28/05: B <1.0, T <1.0, E <1.0, X <1.0, M <1.0, N <5.0
MW-19 11/28/05: B <1.0, T 3.8, E <1.0, X 10, M <1.0, N <5.0
MW-20 11/28/05: B <1.0, T <1.0, E <1.0, X <1.0, M <1.0, N <5.0
MW-24 11/28/05: B <1.0, T 1.8, E <1.0, X 2.1, M <1.0, N <5.0
MW-25 11/28/05: B <1.0, T <1.0, E <1.0, X <1.0, M <1.0, N <5.0
MW-14 11/25/05: B <1.0, T 1.0, E <1.0, X 1.0, M <1.0, N <5.0
MW-13 11/28/05: B 1.7, T 2.7, E 1.9, X 6.6, M <1.0, N <5.0
MW-17 (NOT FOUND)
MW-8 11/28/05: B 5,300, T 29,000, E 5,000, X 27,000, M <200, N <1,000
MW-10 11/28/05: B 21,000, T 62,000, E 16,000, X 76,000, M <200, N 3,500
MW-18 11/28/05: B <1.0, T <1.0, E <1.0, X <1.0, M <1.0, N <5.0
MW-3 11/28/05: B <5.0, T 9.4, E <5.0, X 7.8, M <5.0, N <25
MW-12 11/28/05: B 5,400, T 46,000, E 16,000, X 81,000, M <200, N 4,100
MW-9 11/28/05: B 190, T 350, E 45, X 230, M <1.0, N 7.1
MW-15 11/28/05: B <1.0, T 1.7, E <1.0, X 1.8, M <1.0, N <5.0
MW-2 11/28/05: B 54, T 49, E 53, X 200, M 110, N 53
MW-6 11/28/05: B 600, T 240, E 170, X 400, M <100, N <500
MW-4 11/28/05: B 520, T 1,200, E 80, X 4,100, M 150, N 180
MW-5 11/28/05: B 1.7, T 8.6, E <1.0, X 50, M <1.0, N 8.4
MW-7 11/28/05: B 16,000, T 40,000, E 7,100, X 34,000, M 4,300, N 1,200
(NOT FOUND) MW-11
MW-16 11/28/05: B <1.0, T 1.5, E <1.0, X 1.5, M <1.0, N <5.0

0 200 400
APPROXIMATE SCALE IN FEET

CAD FILE = C-1383.dwg.

CONSULTECH ENVIRONMENTAL, INC.
Environmental Consulting and Engineering
© 1999
Delivering innovative solutions to today's environmental concerns

DRAWN: SRC	DATE: 12/20/05
UST# 08932	
PROJECT: HEALTH SELF SERV #2	
PROJECT No.: C-1383	
LOCATION: SUMTER, SC	

FIGURE 4
CHEMICALS OF CONCERN IN GROUNDWATER (NOVEMBER 28, 2005)

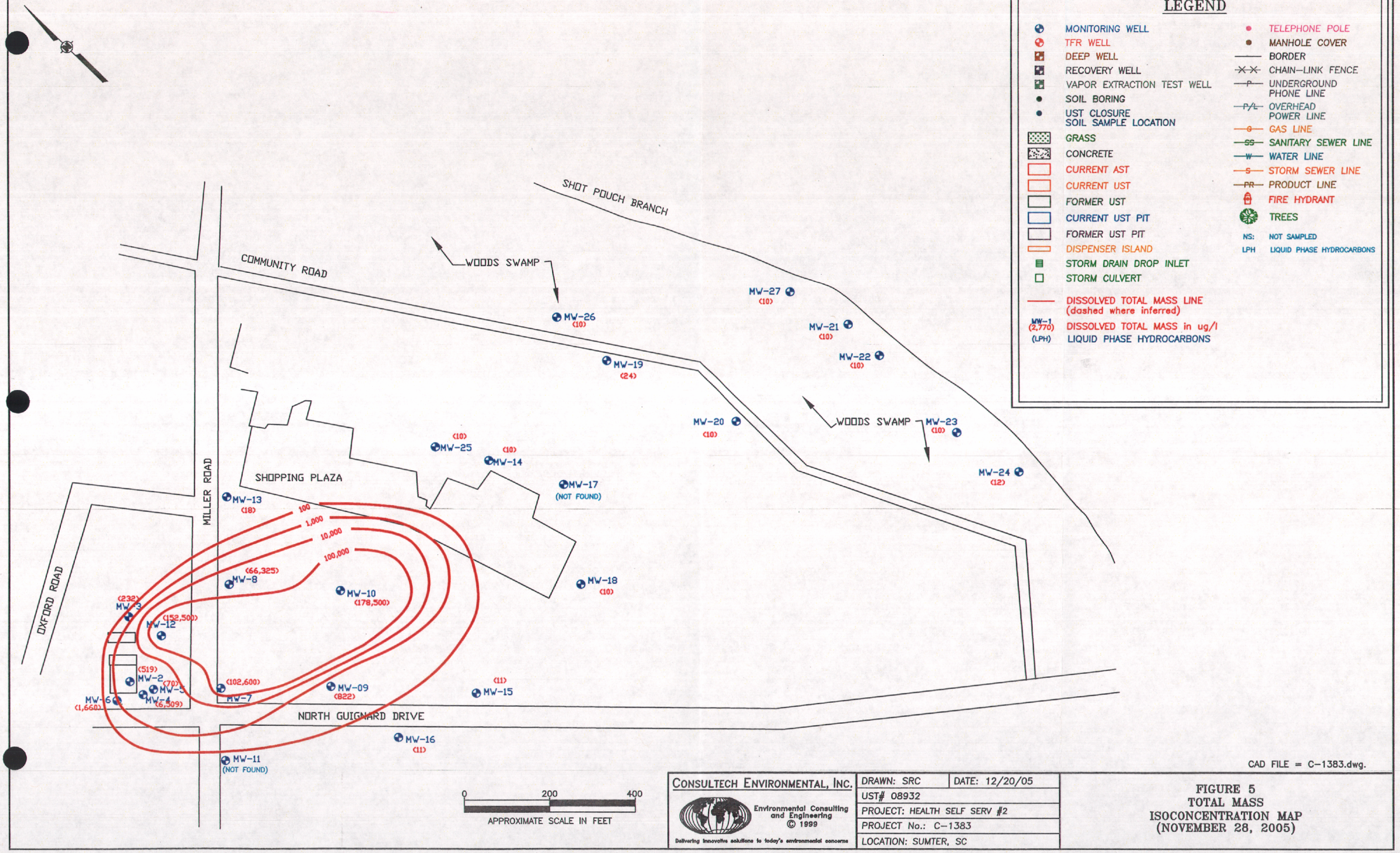

LEGEND

- MONITORING WELL
- TFR WELL
- DEEP WELL
- RECOVERY WELL
- VAPOR EXTRACTION TEST WELL
- SOIL BORING
- UST CLOSURE SOIL SAMPLE LOCATION
- GRASS
- CONCRETE
- CURRENT AST
- CURRENT UST
- FORMER UST
- CURRENT UST PIT
- FORMER UST PIT
- DISPENSER ISLAND
- STORM DRAIN DROP INLET
- STORM CULVERT
- DISSOLVED TOTAL MASS LINE (dashed where inferred)
- MW-1 (2,770) DISSOLVED TOTAL MASS in ug/l
- (LPH) LIQUID PHASE HYDROCARBONS
- TELEPHONE POLE
- MANHOLE COVER
- BORDER
- CHAIN-LINK FENCE
- -P- UNDERGROUND PHONE LINE
- -P/L- OVERHEAD POWER LINE
- -G- GAS LINE
- -SS- SANITARY SEWER LINE
- -W- WATER LINE
- -S- STORM SEWER LINE
- -PR- PRODUCT LINE
- FIRE HYDRANT
- TREES
- NS: NOT SAMPLED
- LPH LIQUID PHASE HYDROCARBONS

CAD FILE = C-1383.dwg.

CONSULTECH ENVIRONMENTAL, INC.	DRAWN: SRC | DATE: 12/20/05
Environmental Consulting and Engineering © 1999	UST# 08932
Delivering innovative solutions to today's environmental concerns	PROJECT: HEALTH SELF SERV #2
	PROJECT No.: C-1383
	LOCATION: SUMTER, SC

FIGURE 5
TOTAL MASS
ISOCONCENTRATION MAP
(NOVEMBER 28, 2005)

FIGURE 6

Groundwater Elevations vs Time

Heath Self Serve #2 Sumter, SC

SCDHEC Facility ID # 08932- Consultech Project C-1383

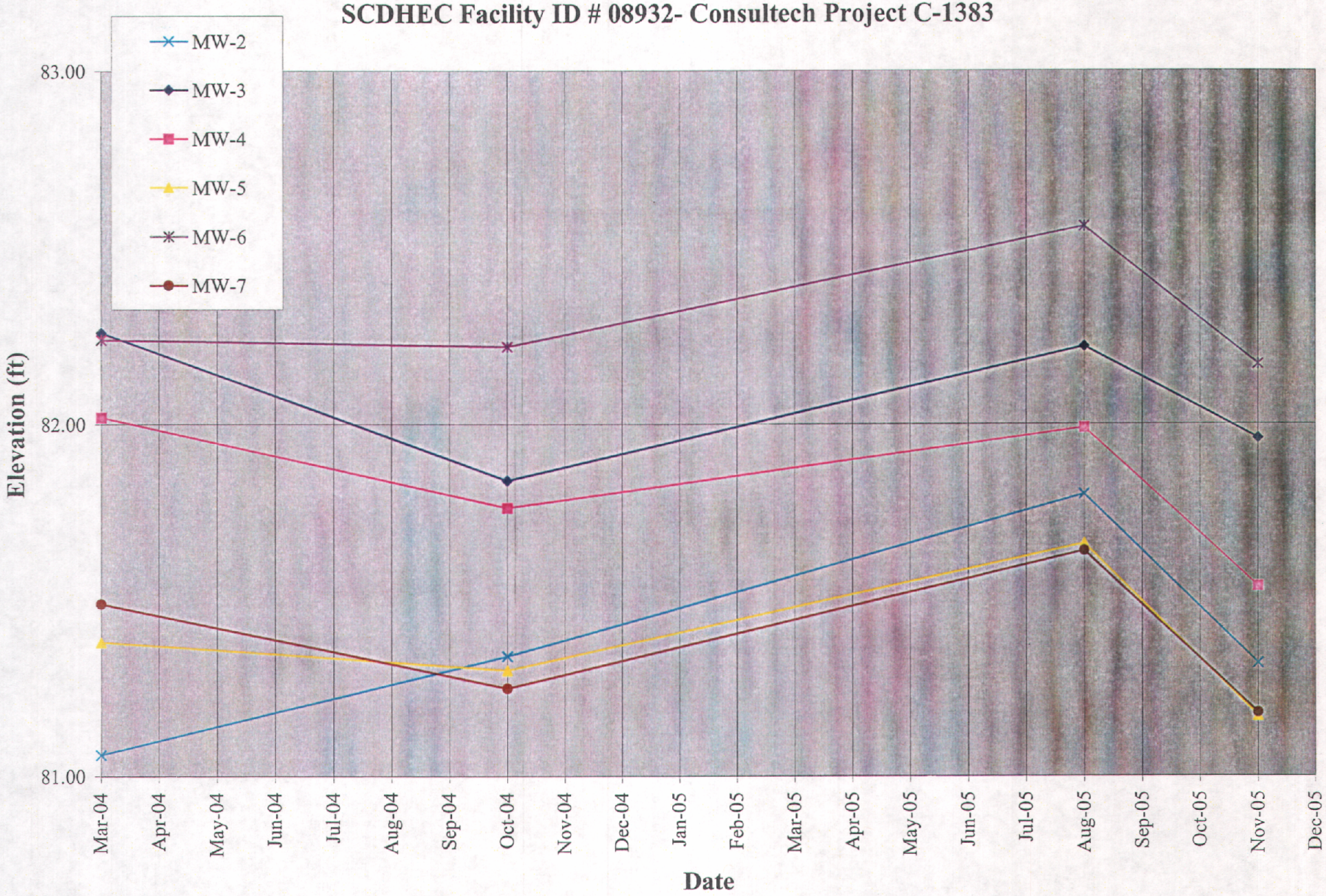

FIGURE 7

Groundwater Elevations vs Time
Heath Self Serve #2, Sumter, SC
SCDHEC Facility ID # 08932- Consultech Project C-1383

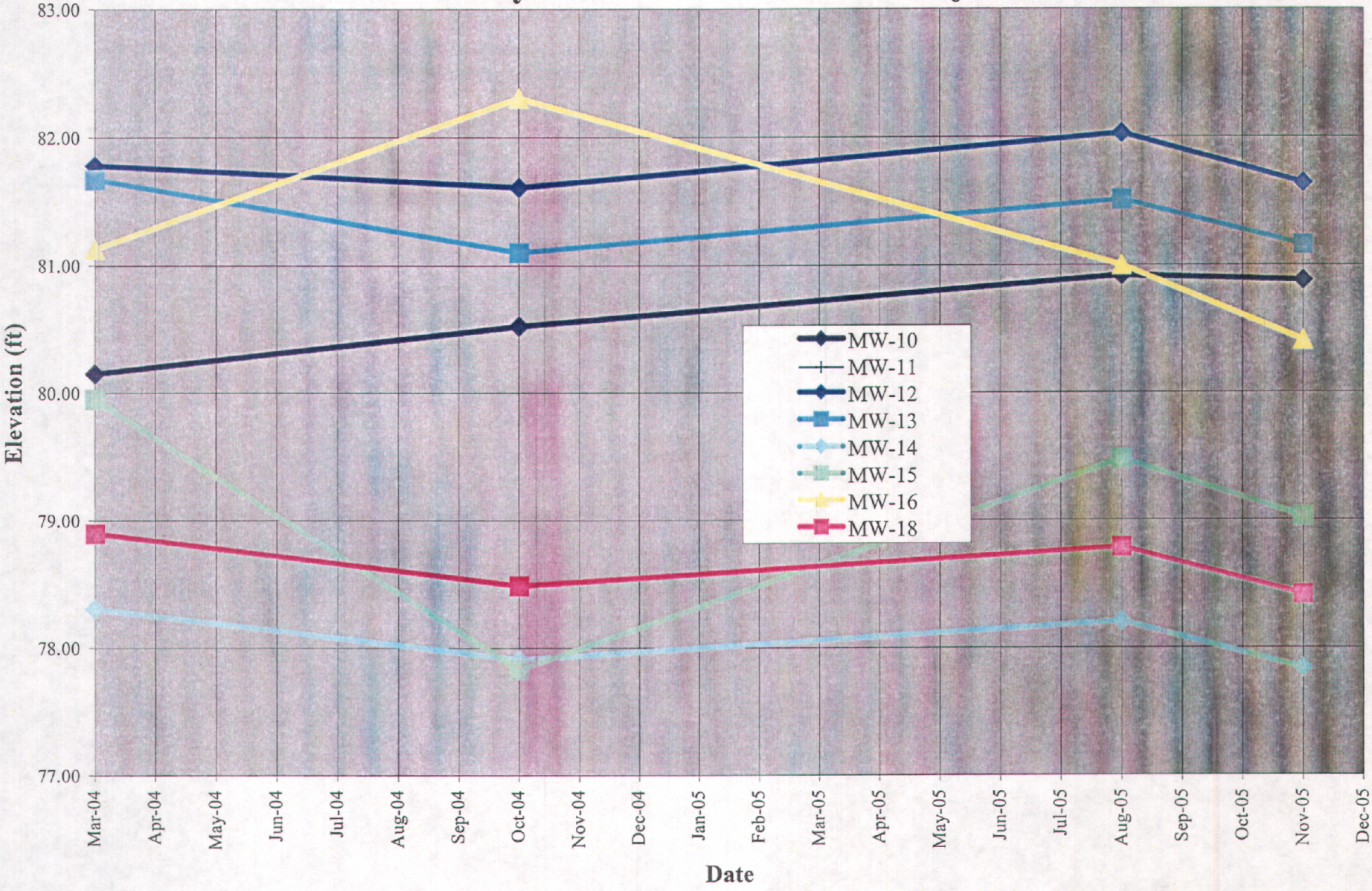

FIGURE 8

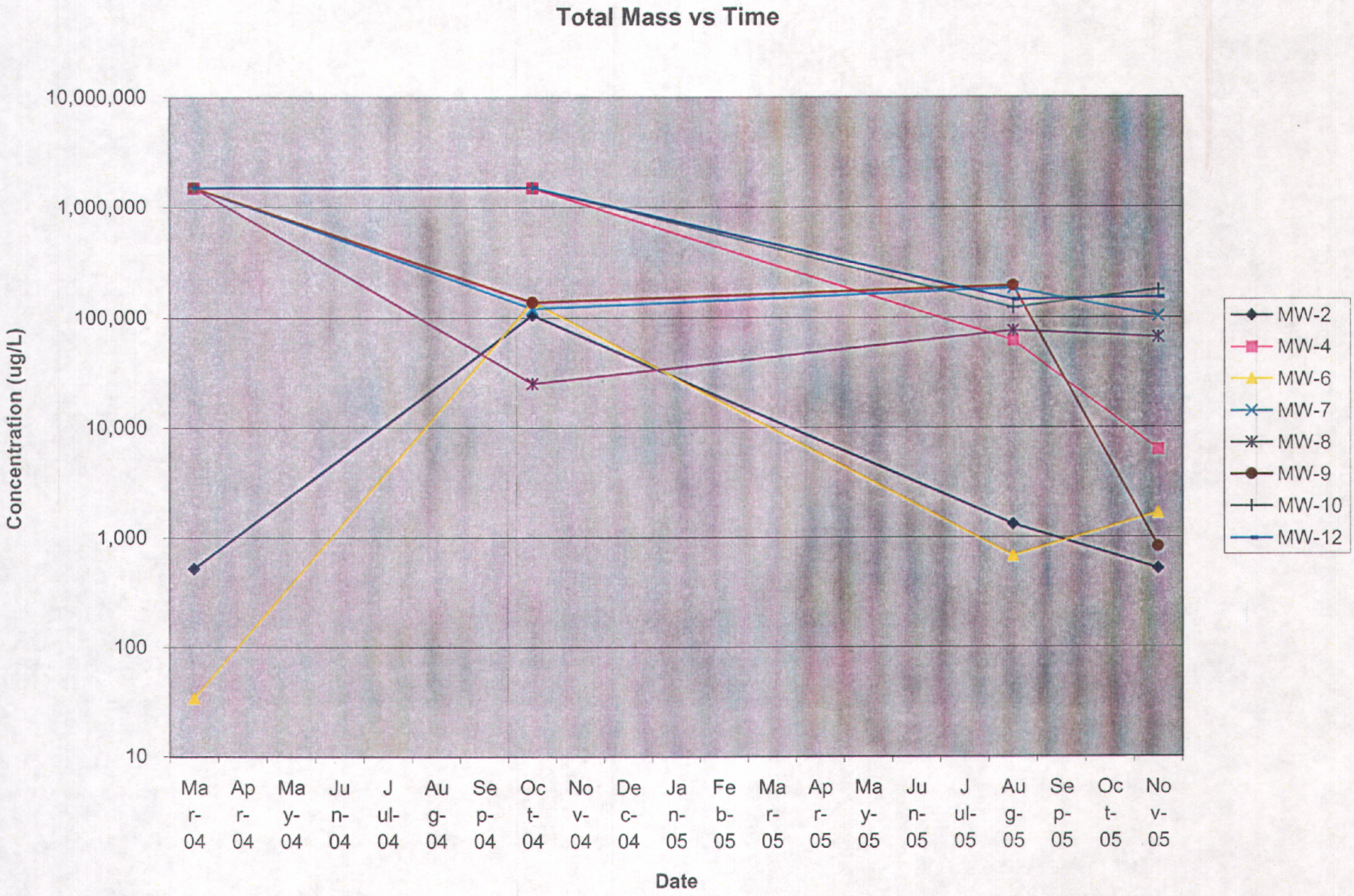
Total Mass vs Time
Concentration (ug/L)
10,000,000
1,000,000
100,000
10,000
1,000
100
10
Mar-04
Apr-04
May-04
Jun-04
Jul-04
Aug-04
Sep-04
Oct-04
Nov-04
Dec-04
Jan-05
Feb-05
Mar-05
Apr-05
May-05
Jun-05
Jul-05
Aug-05
Sep-05
Oct-05
Nov-05
Date
MW-2
MW-4
MW-6
MW-7
MW-8
MW-9
MW-10
MW-12

APPENDIX 1

GROUNDWATER LABORATORY ANALYTICAL RESULTS

ACCURA ANALYTICAL LABORATORY, INC.

Environmental Analytical Services

CHAIN OF CUSTODY

6017 Financial Drive, Norcross, GA 30071
Phone # (770) 449-8800 Fax # (770) 449-5477

13201

Page 1 of 3

Company Name: Consultech Environmental
Address: 1800 Mackel Dr Suite F Lawrenceville, GA 30043
Results Sent to: (Client Contact): Jim Wilson
Email address:
Contact Phone #: (678) 377-0400 Fax#: (678) 377-0051
Project (Site) Name: Heath Self Serve #2
Project Number: C 1383

Billing address:
P.O.# (if required):

For Laboratory Use Only: AAL LIMS System ID:
QC Level: 1 2 3 4 CLP-Like Receiver's Initials/Temp:
Custody Seal(s): ___ Y N Tape AAL Work Order # 9406

Preservation Code: (See below)

Sampler(s): (signature) Nathan Thacker

Sampler(s): (printed) Nathan Thacker

Line No.	Sample ID #	Sample Date / Time	Composite	Grab	Matrix (See below)	Sample Location	No. of Containers	Analysis Requested: BTEX MTBE Naph 8260-B	Field Comments:	AAL Lab ID:
1	MW-2	11/28 1200		X	GW	Sumter, S.C.	2	X		9406-001
2	MW-3	11/28 1215				"				-002
3	MW-4	11/28 1230				"				-003
4	MW-5	11/28 1245				"				-004
5	MW-6	11/28 1300				"				-005
6	MW-7	11/28 1315				"				-006
7	MW-8	11/28 1330				"				-007
8	MW-9	11/28 1345				"				-008
9	MW-10	11/28 1400				"				-009
10	MW-12	11/28 1430		↓	↓	"	↓	↓		-010

1) Relinquished By: Nathan Thacker Date / Time 11/30 0930
2) Received By: Kari Roberts Date / Time 12/1/05 1000
Delivered by: (Circle One) Fed Ex / UPS / DHL / AAL Pickup / Hand / Other
3) Relinquished By: Date / Time
4) Received By: Date / Time
Turnaround Time Requested:

Matrix Guide: (W=Water) (DW=Drinking Water) (GW=Groundwater) (SW=Surface Water) (L=Liquid) (O=Oil) (S=Soil) (SD=Solid) (SL=Sludge) (A=Air) (C=Air Cartridge)

Preservation Codes: 1=HCL / 2=HNO_3 / 3=H_2SO_4 / 4=NaOH+$NaAsO_2$ / 5=NaOH+ZnAc / 6=$Na_2S_2O_3$ / 7=$NaHSO_4$ / 8=MeOH

ACCURA ANALYTICAL LABORATORY, INC.

Environmental Analytical Services

CHAIN OF CUSTODY

3202

Page 2 of 3

6017 Financial Drive, Norcross, GA 30071
Phone # (770) 449-8800 Fax # (770) 449-5477

Company Name: Consultech Environmental
Address: 1800 Macleod Dr Suite F Lawrenceville, GA 30043
Results Sent to: (Client Contact): Jim Wilson
Email address:
Contact Phone #: (678) 377-0400 Fax#: (678) 377-0051
Project (Site) Name: Heath Self Serve #2
Project Number: C-1383

Billing address:
P.O.# (if required):

For Laboratory Use Only: AAL LIMS System ID:
QC Level: 1 2 3 4 CLP-Like Receiver's Initials/Temp:
Custody Seal(s): Y N Tape AAL Work Order # 9406

Preservation Code: (See below)

Sampler(s): (signature)

Sampler(s): (printed) Nathan Thucker

Line No.	Sample ID #	Sample Date / Time	Composite	Grab	Matrix (See below)	Sample Location	No. of Containers	Analysis Requested: BTEX MTBE Naph 8260 - 15	Field Comments:	AAL Lab ID:
1	MW-13	11/28 1445		X	GW	Sumter, S.C.	2	X		9406-011
2	MW-14	11/28 1500				"				-012
3	MW-15	11/29 0930				"				-013
4	MW-16	11/29 1000				"				-014
5	MW-18	11/29 1030				"				-015
6	MW-19	11/29 1045				"				-016
7	MW-20	11/29 1100				"				-017
8	MW-21	11/29 1115				"				-018
9	MW-22	11/29 1130				"				-019
10	MW-23	11/29 1145				"				-020

1) Relinquished By:	Date / Time	2) Received By:	Date / Time	Delivered by: (Circle One)
	11/30 0930		12/1/05 1000	Fed Ex / UPS / DHL / AAL Pickup / Hand / Other
3) Relinquished By:	Date / Time	4) Received By:	Date / Time	Turnaround Time Requested:

Matrix Guide: (W=Water) (DW=Drinking Water) (GW=Groundwater) (SW=Surface Water) (L=Liquid) (O=Oil) (S=Soil) (SD=Solid) (SL=Sludge) (A=Air) (C=Air Cartridge)

Preservation Codes: 1=HCL / 2=HNO_3 / 3=H_2SO_4 / 4=NaOH+$NaAsO_2$ / 5=NaOH+ZnAc / 6=$Na_2S_2O_3$ / 7=$NaHSO_4$ / 8=MeOH

3203

ACCURA ANALYTICAL LABORATORY, INC.

Environmental Analytical Services

6017 Financial Drive, Norcross, GA 30071
Phone # (770) 449-8800 Fax # (770) 449-5477

CHAIN OF CUSTODY

Company Name: Consultech Environmental

Address: 1800 Macleod Dr Suite F Lawrenceville, GA 30043

Results Sent to: (Client Contact): Jim Wilson

Email address:

Contact Phone #: (678) 377-0400 Fax#: (678) 377-0051

Project (Site) Name: Heath Self Serve #2

Project Number: C1383

Billing address:

P.O.# (if required):

For Laboratory Use Only:
QC Level: 1 2 3 4 CLP-Like
Custody Seal(s): ___ Y N Tape

AAL LIMS System ID:
Receiver's Initials/Temp:
AAL Work Order # 9406

Preservation Code: (See below)

Sampler(s): (signature) [signature]

Sampler(s): (printed) Nathan Thacker

Analysis Requested

Field Comments:

Line No.	Sample ID #	Sample Date / Time	Composite	Grab	Matrix (See below)	Sample Location	No. of Containers	BTEX MTBE Vapor 8260-B											AAL Lab ID:
1	MW-24	11/29 1200		X	GW	Sumter, S.C.	2	X											9406-021
2	MW-25	11/29 1215		X	GW	Sumter, S.C.	2	X											-022
3	MW-26	11/29 1230		X	GW	Sumter, S.C.	2	X											-023
4	MW-27	11/29 1245		X	GW	Sumter, S.C.	2	X											-024
5																			-
6																			-
7																			-
8																			-
9																			-
10																			-

1) Relinquished By:	Date / Time	2) Received By:	Date / Time	Delivered by: (Circle One)
[signature]	11/30 0930	[signature] Roberts	12/1/05 1000	Fed Ex / UPS / DHL / AAL Pickup / Hand / Other
3) Relinquished By:	Date / Time	4) Received By:	Date / Time	Turnaround Time Requested:

Matrix Guide: (W=Water) (DW=Drinking Water) (GW=Groundwater) (SW=Surface Water) (L=Liquid) (O=Oil) (S=Soil) (SD=Solid) (SL=Sludge) (A=Air) (C=Air Cartridge)

Preservation Codes: 1=HCL / 2=HNO_3 / 3=H_2SO_4 / 4=NaOH+$NaAsO_2$ / 5=NaOH+ZnAc / 6=$Na_2S_2O_3$ / 7=$NaHSO_4$ / 8=MeOH

APPENDIX 2

WASTE DISPOSAL MANIFEST

NON-HAZARDOUS WASTE MANIFEST

1. Generator's US EPA ID No. S.C. CESQG
Manifest Doc. No. 0.0.00.2
2. Page 1 of 1

GENERATOR

3. Generator's Name and Mailing Address Health Self Serve # 2
501 N. Guignard St
Sumter SC
4. Generator's Phone ( )

5. Transporter 1 Company Name ECS
6. US EPA ID Number W.C.D.9.9.1.3.0.2.5.6.1
A. Transporter's Phone 919-775-1327

7. Transporter 2 Company Name
8. US EPA ID Number
B. Transporter's Phone

9. Designated Facility Name and Site Address EQ OF AUGUSTA
3920 Gaskin Industrial Blvd
AUGUSTA, GA 30906
10. US EPA ID Number GAR.0.0.0.0.1.8.1.7
C. Facility's Phone 706-771-9100

11. Waste Shipping Name and Description	12. Containers No.	Type	13. Total Quantity	14. Unit Wt/Vol
a. Non Haz Liquid- Petroleum Impacted Groundwater	0.0.1	T	0.3 0 7 0.	G
b.				
c.				
d.				

D. Additional Descriptions for Materials Listed Above

E. Handling Codes for Wastes Listed Above

15. Special Handling Instructions and Additional Information
Offloaded into Tanker
Approval # 2313

16. GENERATOR'S CERTIFICATION: I certify the materials described above on this manifest are not subject to federal regulations for reporting proper disposal of Hazardous Waste.
Printed/Typed Name Health Care Service #2
Signature John W Klein AGENT FOR
Month 11 Day 11 Year 05

TRANSPORTER

17. Transporter 1 Acknowledgement of Receipt of Materials
Printed/Typed Name
Signature John W Klein
Month 11 Day 11 Year 05

18. Transporter 2 Acknowledgement of Receipt of Materials
Printed/Typed Name
Signature
Month Day Year

FACILITY

19. Discrepancy Indication Space

20. Facility Owner or Operator: Certification of receipt of waste materials covered by this manifest except as noted in Item 19.
Printed/Typed Name
Signature
Month Day Year

ORIGINAL – RETURN TO GENERATOR

D H E C

PROMOTE PROTECT PROSPER

C. Earl Hunter, Commissioner

Promoting and protecting the health of the public and the environment.

JAN 05 2006

KENNETH BROOKE
CONSULTECH ENVIRONMENTAL INC
1800 MACLEOD DR STE F
LAWRENCEVILLE GA 30043

Re: HQ Heath Self Serve 2, 501 N Guignard Dr., Sumter, SC
UST Permit #08932; CA# 21908
Bid #SB-25841-6/24/04-EMW; PO #548324
Quarterly Monitoring Report received December 21, 2005
Sumter County

Dear Mr. Brooke:

The UST Program has reviewed the submitted monitoring report. The UST Program is pleased with the progress of the corrective action to date, which includes the removal of the free-phase product from the site. The next quarterly monitoring report should be submitted on or before March 21, 2005. Please contact me at least two weeks prior to the next sampling event so that a split may be scheduled to verify the CoC reduction.

If there are any questions concerning this project, please contact me at (803) 896-6397, via email at thomadl@dhec.sc.gov or by fax at (803) 896-6245.

Sincerely,

Debra L. Thoma

Debra L. Thoma, Hydrogeologist
Northeastern SC Corrective Action Section
Assessment & Corrective Action Division
Underground Storage Tank Program
Bureau of Land & Waste Management

cc: Technical File

SCANNED nd

UST PROGRAM
DOCKETING # 88T

D H E C

PROMOTE PROTECT PROSPER

C. Earl Hunter, Commissioner

Promoting and protecting the health of the public and the environment.

JAN 05 2006

JAMES C BURNS JR & IDA B SUTTON
103 BURNS DR
SUMTER SC 29150

Re: HQ Heath Self Serve 2, 501 N Guignard Dr., Sumter, SC
UST Permit #08932; CA# 21908
Bid #SB-25841-6/24/04-EMW; PO #548324
Quarterly Monitoring Report received December 21, 2005
Property located at Tax Map #2291603037 & 2291603038
Sumter County

Dear Mr. Burns & Ms. Sutton:

As you are aware, gasoline constituents have been identified in the soil and groundwater at the referenced facility. Cleanup is warranted to protect human health and the environment. Consultech Environmental, Inc. has been retained on behalf of Coca-Cola Bottling Company to respond to the petroleum release. Consultech has submitted the quarterly monitoring report that provides and overview of corrective action activities to date.

If there are any questions concerning this project, please contact me at (803) 896-6397, via email at thomadl@dhec.sc.gov or by fax at (803) 896-6245.

Sincerely,

Debra L. Thoma

Debra L. Thoma, Hydrogeologist
Northeastern SC Corrective Action Section
Assessment & Corrective Action Division
Underground Storage Tank Program
Bureau of Land & Waste Management

Enc.: Quarterly Monitoring Report

cc: Technical File

D H E C

PROMOTE PROTECT PROSPER

C. Earl Hunter, Commissioner

Promoting and protecting the health of the public and the environment.

JAN 05 2006

DOUG LEONARD
COCA COLA BOTTLING COMPANY
PO BOX 31487
CHARLOTTE NC 28231-1487

Re: HQ Heath Self Serve 2, 501 N Guignard Dr., Sumter, SC
UST Permit #08932; CA# 21908
Bid #SB-25841-6/24/04-EMW; PO #548324
Quarterly Monitoring Report received December 21, 2005
Sumter County

Dear Mr. Leonard:

As you may be aware, gasoline constituents have been identified in the soil and groundwater at the referenced facility. To protect human health, Consultech Environmental has been retained your behalf to initiate corrective action of the impacted groundwater by reducing the concentration of gasoline constituents to acceptable levels using extraction of water and free product combined with the injection of ambient air into the subsurface. Consultech has submitted the quarterly monitoring report that provides and overview of corrective action activities to date.

If there are any questions concerning this project, please contact me at (803) 896-6397, via email at thomadl@dhec.sc.gov or by fax at (803) 896-6245.

Sincerely,

Debra L Thoma

Debra L. Thoma, Hydrogeologist
Northeastern SC Corrective Action Section
Assessment & Corrective Action Division
Underground Storage Tank Program
Bureau of Land & Waste Management

Enc.: Quarterly Monitoring Report

cc: Technical File

D H E C

PROMOTE PROTECT PROSPER

C. Earl Hunter, Commissioner

Promoting and protecting the health of the public and the environment.

FEB 09 2006

SHERRI STABEL
PACE ANALYTICAL SERVICES
9800 KINCEY AVE STE 100
HUNTERSVILLE NC 28078

Re: Laboratory Analyses
Bid # SB-28234-6/7/05-EMW, PO # 587465

Dear Ms. Stabel:

Under the terms and conditions of the referenced bid package, analytical sampling has been approved for the referenced facilities. Each facility has been assigned an individual Cost Agreement (CA) number as listed below. Please reference the CA number and Purchase Order #587465 on the appropriate invoices submitted for payment against the facility. SCDHEC personnel will perform the sampling.

UST Permit #	Facility	Analyses-Groundwater	CA #	Bottles (Y/N)	Date Needed
08932	Heath Self Serve	14-BTEXMN & DCA	26200	Y	2/16/06
06929	Mill Creek Landing	1-BTXMN & DCA	26393	N	—
03810	McEwen Lumber	1-BTEXMN 3-Soil BTEXMN & PAH	26457	N	—

If you have any questions or need further assistance, please contact me at (803) 896-6397 or thomadl@dhec.sc.gov.

Sincerely,

Debra L. Thoma

Debra L. Thoma, Hydrogeologist
Northeastern SC Corrective Action Section
Assessment & Corrective Action Division
Underground Storage Tank Program
Bureau of Land & Waste Management

Enc: Approved Cost Agreements

cc: Technical File

UST PROGRAM
DOCKETING # 897T

Approved Cost Agreement 2[redacted]00

Facility: 08932 H Q HEATH SELF SERV 2
THOMADL
PO Number:

Task / Description	Categories	Item	Description	Qty / Pct	Unit Price	Amount
11 ANALYSES						
	GW GROUNDWATER	A	BTEX+NAPTH+MTBE	14.0000	23.00	322.00
				Total Amount		322.00

64.87%

Pace Analytical®
www.pacelabs.com

Pace Analytical Services, Inc.
9800 Kincey Avenue, Suite 100
Huntersville, NC 28078
Phone: 704.875.9092
Fax: 704.875.9091

March 16, 2006

RECEIVED
MAR 22 2006
UNDERGROUND STORAGE
TANK PROGRAM

Ms. Debra Thoma
SCDHEC
UST Program
2600 Bull Street
Columbia, SC 29201

RE: Lab Project Number: 92115075
Client Project ID: Heath Self 08932/CA:26200

Dear Ms. Thoma:

Enclosed are the analytical results for sample(s) received by the laboratory on March 10, 2006. Results reported herein conform to the most current NELAC standards, where applicable, unless otherwise narrated in the body of the report.

Inorganic Wet Chemistry and Metals Analyses were performed at our Pace Asheville laboratory and Organic testing was performed at our Pace Charlotte laboratory unless otherwise footnoted.

If you have any questions concerning this report please feel free to contact me.

Sincerely,

Teresa Adams
Teresa.Adams@pacelabs.com
Project Manager

Enclosures

UST PROGRAM
DOCKETING # 1011

REPORT OF LABORATORY ANALYSIS

This report shall not be reproduced, except in full,
without the written consent of Pace Analytical Services, Inc.

ACCREDITED IN ACCORDANCE WITH nelac

Asheville Certification IDs	
NC Wastewater	40
NC Drinking Water	37712
SC Environmental	99030
FL NELAP	E87648

Charlotte Certification IDs	
NC Wastewater	12
NC Drinking Water	37706
SC	99006
FL NELAP	E87627

Pace Analytical®
www.pacelabs.com

Pace Analytical Services, Inc.
9800 Kincey Avenue, Suite 100
Huntersville, NC 28078
Phone: 704.875.9092
Fax: 704.875.9091

Lab Project Number: 92115075
Client Project ID: Heath Self 08932/CA:26200

Lab Sample No: 926742271 Project Sample Number: 92115075-001 Date Collected: 03/09/06 10:00
Client Sample ID: MW-2 Matrix: Water Date Received: 03/10/06 18:05

Parameters	Results	Units	Report Limit	DF	Analyzed	By	CAS No.	Qual	RegLmt
GC/MS Volatiles									
GC/MS VOCs by 8260	Method: EPA 8260								
Benzene	7700	ug/l	1000	200	03/13/06 23:25	MCK	71-43-2		
1,2-Dichloroethane	64.	ug/l	25.	5.0	03/13/06 23:25	MCK	107-06-2		
Ethylbenzene	3600	ug/l	1000	200	03/13/06 23:25	MCK	100-41-4		
Methyl-tert-butyl ether	2700	ug/l	1000	200	03/13/06 23:25	MCK	1634-04-4		
Naphthalene	450	ug/l	25.	5.0	03/13/06 23:25	MCK	91-20-3		
Toluene	51000	ug/l	2500	500	03/13/06 23:25	MCK	108-88-3		
m&p-Xylene	13000	ug/l	2000	200	03/13/06 23:25	MCK			
o-Xylene	6300	ug/l	1000	200	03/13/06 23:25	MCK	95-47-6		
Toluene-d8 (S)	102	%		1.0	03/13/06 23:25	MCK	2037-26-5		
4-Bromofluorobenzene (S)	105	%		1.0	03/13/06 23:25	MCK	460-00-4		
Dibromofluoromethane (S)	99	%		1.0	03/13/06 23:25	MCK	1868-53-7		
1,2-Dichloroethane-d4 (S)	101	%		1.0	03/13/06 23:25	MCK	17060-07-0		

REPORT OF LABORATORY ANALYSIS

This report shall not be reproduced, except in full,
without the written consent of Pace Analytical Services, Inc.

Asheville Certification IDs
NC Wastewater 40
NC Drinking Water 37712
SC Environmental 99030
FL NELAP E87648

Charlotte Certification IDs
NC Wastewater 12
NC Drinking Water 37706
SC 99006
FL NELAP E87627

Pace Analytical®
www.pacelabs.com

Pace Analytical Services, Inc.
9800 Kincey Avenue, Suite 100
Huntersville, NC 28078
Phone: 704.875.9092
Fax: 704.875.9091

Lab Project Number: 92115075
Client Project ID: Heath Self 08932/CA:26200

Lab Sample No: 926742289 Project Sample Number: 92115075-002 Date Collected: 03/09/06 10:15
Client Sample ID: MW-4 Matrix: Water Date Received: 03/10/06 18:05

Parameters	Results	Units	Report Limit	DF	Analyzed	By	CAS No.	Qual	RegLmt
GC/MS Volatiles									
GC/MS VOCs by 8260	Method: EPA 8260								
Benzene	310	ug/l	100	20.0	03/13/06 19:06	MCK	71-43-2		
1,2-Dichloroethane	ND	ug/l	5.0	1.0	03/13/06 19:06	MCK	107-06-2		
Ethylbenzene	160	ug/l	5.0	1.0	03/13/06 19:06	MCK	100-41-4		
Methyl-tert-butyl ether	180	ug/l	100	20.0	03/13/06 19:06	MCK	1634-04-4		
Naphthalene	140	ug/l	5.0	1.0	03/13/06 19:06	MCK	91-20-3		
Toluene	1000	ug/l	100	20.0	03/13/06 19:06	MCK	108-88-3		
m&p-Xylene	2100	ug/l	200	20.0	03/13/06 19:06	MCK			
o-Xylene	1100	ug/l	100	20.0	03/13/06 19:06	MCK	95-47-6		
Toluene-d8 (S)	101	%		1.0	03/13/06 19:06	MCK	2037-26-5		
4-Bromofluorobenzene (S)	104	%		1.0	03/13/06 19:06	MCK	460-00-4		
Dibromofluoromethane (S)	103	%		1.0	03/13/06 19:06	MCK	1868-53-7		
1,2-Dichloroethane-d4 (S)	112	%		1.0	03/13/06 19:06	MCK	17060-07-0		

REPORT OF LABORATORY ANALYSIS

This report shall not be reproduced, except in full,
without the written consent of Pace Analytical Services, Inc.

Asheville Certification IDs
NC Wastewater 40
NC Drinking Water 37712
SC Environmental 99030
FL NELAP E87648

Charlotte Certification IDs
NC Wastewater 12
NC Drinking Water 37706
SC 99006
FL NELAP E87627

Pace Analytical®
www.pacelabs.com

Pace Analytical Services, Inc.
9800 Kincey Avenue, Suite 100
Huntersville, NC 28078
Phone: 704.875.9092
Fax: 704.875.9091

Lab Project Number: 92115075
Client Project ID: Heath Self 08932/CA:26200

Lab Sample No: 926742297 Project Sample Number: 92115075-003 Date Collected: 03/09/06 10:30
Client Sample ID: MW-6 Matrix: Water Date Received: 03/10/06 18:05

Parameters	Results	Units	Report Limit	DF	Analyzed	By	CAS No.	Qual	RegLmt
GC/MS Volatiles									
GC/MS VOCs by 8260	Method: EPA 8260								
Benzene	240	ug/l	10.	2.0	03/15/06 13:24	DLK	71-43-2		
1,2-Dichloroethane	ND	ug/l	10.	2.0	03/15/06 13:24	DLK	107-06-2		
Ethylbenzene	56.	ug/l	10.	2.0	03/15/06 13:24	DLK	100-41-4		
Methyl-tert-butyl ether	ND	ug/l	10.	2.0	03/15/06 13:24	DLK	1634-04-4		
Naphthalene	ND	ug/l	10.	2.0	03/15/06 13:24	DLK	91-20-3		
Toluene	58.	ug/l	10.	2.0	03/15/06 13:24	DLK	108-88-3		
m&p-Xylene	54.	ug/l	20.	2.0	03/15/06 13:24	DLK			
o-Xylene	59.	ug/l	10.	2.0	03/15/06 13:24	DLK	95-47-6		
Toluene-d8 (S)	103	%		1.0	03/15/06 13:24	DLK	2037-26-5		
4-Bromofluorobenzene (S)	97	%		1.0	03/15/06 13:24	DLK	460-00-4		
Dibromofluoromethane (S)	97	%		1.0	03/15/06 13:24	DLK	1868-53-7		
1,2-Dichloroethane-d4 (S)	97	%		1.0	03/15/06 13:24	DLK	17060-07-0		

REPORT OF LABORATORY ANALYSIS

This report shall not be reproduced, except in full,
without the written consent of Pace Analytical Services, Inc.

Asheville Certification IDs
NC Wastewater 40
NC Drinking Water 37712
SC Environmental 99030
FL NELAP E87648

Charlotte Certification IDs
NC Wastewater 12
NC Drinking Water 37706
SC 99006
FL NELAP E87627

Pace Analytical®
www.pacelabs.com

Pace Analytical Services, Inc.
9800 Kincey Avenue, Suite 100
Huntersville, NC 28078
Phone: 704.875.9092
Fax: 704.875.9091

Lab Project Number: 92115075
Client Project ID: Heath Self 08932/CA:26200

Lab Sample No: 926742305 Project Sample Number: 92115075-004 Date Collected: 03/09/06 10:45
Client Sample ID: MW-7 Matrix: Water Date Received: 03/10/06 18:05

Parameters	Results	Units	Report Limit	DF	Analyzed	By	CAS No.	Qual	RegLmt
GC/MS Volatiles									
GC/MS VOCs by 8260	Method: EPA 8260								
Benzene	15000	ug/l	1200	250	03/14/06 00:05	MCK	71-43-2		
1,2-Dichloroethane	86.	J ug/l	100	20.0	03/14/06 00:05	MCK	107-06-2		
Ethylbenzene	3200	ug/l	100	20.0	03/14/06 00:05	MCK	100-41-4		
Methyl-tert-butyl ether	2800	ug/l	100	20.0	03/14/06 00:05	MCK	1634-04-4		
Naphthalene	420	ug/l	100	20.0	03/14/06 00:05	MCK	91-20-3		
Toluene	65000	ug/l	2500	500	03/14/06 00:05	MCK	108-88-3		
m&p-Xylene	20000	ug/l	2500	250	03/14/06 00:05	MCK			
o-Xylene	9300	ug/l	1200	250	03/14/06 00:05	MCK	95-47-6		
Toluene-d8 (S)	103	%		1.0	03/14/06 00:05	MCK	2037-26-5		
4-Bromofluorobenzene (S)	101	%		1.0	03/14/06 00:05	MCK	460-00-4		
Dibromofluoromethane (S)	96	%		1.0	03/14/06 00:05	MCK	1868-53-7		
1,2-Dichloroethane-d4 (S)	98	%		1.0	03/14/06 00:05	MCK	17060-07-0		

REPORT OF LABORATORY ANALYSIS

This report shall not be reproduced, except in full,
without the written consent of Pace Analytical Services, Inc.

Asheville Certification IDs
NC Wastewater 40
NC Drinking Water 37712
SC Environmental 99030
FL NELAP E87648

Charlotte Certification IDs
NC Wastewater 12
NC Drinking Water 37706
SC 99006
FL NELAP E87627

Pace Analytical®
www.pacelabs.com

Pace Analytical Services, Inc.
9800 Kincey Avenue, Suite 100
Huntersville, NC 28078
Phone: 704.875.9092
Fax: 704.875.9091

Lab Project Number: 92115075
Client Project ID: Heath Self 08932/CA:26200

Lab Sample No: 926742313 Project Sample Number: 92115075-005 Date Collected: 03/09/06 11:00
Client Sample ID: MW-8 Matrix: Water Date Received: 03/10/06 18:05

Parameters	Results	Units	Report Limit	DF	Analyzed	By	CAS No.	Qual	RegLmt
GC/MS Volatiles									
GC/MS VOCs by 8260	Method: EPA 8260								
Benzene	1300	ug/l	500	100	03/13/06 23:05	MCK	71-43-2		
1,2-Dichloroethane	ND	ug/l	25.	5.0	03/13/06 23:05	MCK	107-06-2		
Ethylbenzene	2100	ug/l	500	100	03/13/06 23:05	MCK	100-41-4		
Methyl-tert-butyl ether	ND	ug/l	25.	5.0	03/13/06 23:05	MCK	1634-04-4		
Naphthalene	540	ug/l	25.	5.0	03/13/06 23:05	MCK	91-20-3		
Toluene	10000	ug/l	500	100	03/13/06 23:05	MCK	108-88-3		
m&p-Xylene	8400	ug/l	1000	100	03/13/06 23:05	MCK			
o-Xylene	3500	ug/l	500	100	03/13/06 23:05	MCK	95-47-6		
Toluene-d8 (S)	101	%		1.0	03/13/06 23:05	MCK	2037-26-5		
4-Bromofluorobenzene (S)	102	%		1.0	03/13/06 23:05	MCK	460-00-4		
Dibromofluoromethane (S)	101	%		1.0	03/13/06 23:05	MCK	1868-53-7		
1,2-Dichloroethane-d4 (S)	105	%		1.0	03/13/06 23:05	MCK	17060-07-0		

REPORT OF LABORATORY ANALYSIS

This report shall not be reproduced, except in full,
without the written consent of Pace Analytical Services, Inc.

Asheville Certification IDs
NC Wastewater 40
NC Drinking Water 37712
SC Environmental 99030
FL NELAP E87648

Charlotte Certification IDs
NC Wastewater 12
NC Drinking Water 37706
SC 99006
FL NELAP E87627

Pace Analytical®
www.pacelabs.com

Pace Analytical Services, Inc.
9800 Kincey Avenue, Suite 100
Huntersville, NC 28078
Phone: 704.875.9092
Fax: 704.875.9091

Lab Project Number: 92115075
Client Project ID: Heath Self 08932/CA:26200

Lab Sample No: 926742347 Project Sample Number: 92115075-006 Date Collected: 03/09/06 11:15
Client Sample ID: MW-9 Matrix: Water Date Received: 03/10/06 18:05

Parameters	Results	Units	Report Limit	DF	Analyzed	By	CAS No.	Qual	RegLmt
GC/MS Volatiles									
GC/MS VOCs by 8260	Method: EPA 8260								
Benzene	17000	ug/l	500	100	03/14/06 11:38	DLK	71-43-2		
1,2-Dichloroethane	230	J ug/l	500	100	03/14/06 11:38	DLK	107-06-2		
Ethylbenzene	3800	ug/l	500	100	03/14/06 11:38	DLK	100-41-4		
Methyl-tert-butyl ether	ND	ug/l	500	100	03/14/06 11:38	DLK	1634-04-4		
Naphthalene	1100	ug/l	500	100	03/14/06 11:38	DLK	91-20-3		
Toluene	56000	ug/l	2500	500	03/14/06 11:38	DLK	108-88-3		
m&p-Xylene	14000	ug/l	1000	100	03/14/06 11:38	DLK			
o-Xylene	6900	ug/l	500	100	03/14/06 11:38	DLK	95-47-6		
Toluene-d8 (S)	95	%		1.0	03/14/06 11:38	DLK	2037-26-5		
4-Bromofluorobenzene (S)	101	%		1.0	03/14/06 11:38	DLK	460-00-4		
Dibromofluoromethane (S)	86	%		1.0	03/14/06 11:38	DLK	1868-53-7		
1,2-Dichloroethane-d4 (S)	84	%		1.0	03/14/06 11:38	DLK	17060-07-0		

REPORT OF LABORATORY ANALYSIS

This report shall not be reproduced, except in full,
without the written consent of Pace Analytical Services, Inc.

Asheville Certification IDs
NC Wastewater 40
NC Drinking Water 37712
SC Environmental 99030
FL NELAP E87648

Charlotte Certification IDs
NC Wastewater 12
NC Drinking Water 37706
SC 99006
FL NELAP E87627

Pace Analytical®
www.pacelabs.com

Pace Analytical Services, Inc.
9800 Kincey Avenue, Suite 100
Huntersville, NC 28078
Phone: 704.875.9092
Fax: 704.875.9091

Lab Project Number: 92115075
Client Project ID: Heath Self 08932/CA:26200

Lab Sample No: 926742354 Project Sample Number: 92115075-007 Date Collected: 03/09/06 11:30
Client Sample ID: MW-10 Matrix: Water Date Received: 03/10/06 18:05

Parameters	Results	Units	Report Limit	DF	Analyzed	By	CAS No.	Qual	RegLmt
GC/MS Volatiles									
GC/MS VOCs by 8260	Method: EPA 8260								
Benzene	14000	ug/l	1200	250	03/15/06 15:30	DLK	71-43-2		
1,2-Dichloroethane	ND	ug/l	1200	250	03/15/06 15:30	DLK	107-06-2		
Ethylbenzene	2900	ug/l	1200	250	03/15/06 15:30	DLK	100-41-4		
Methyl-tert-butyl ether	ND	ug/l	1200	250	03/15/06 15:30	DLK	1634-04-4		
Naphthalene	ND	ug/l	1200	250	03/15/06 15:30	DLK	91-20-3		
Toluene	34000	ug/l	1200	250	03/15/06 15:30	DLK	108-88-3		
m&p-Xylene	11000	ug/l	2500	250	03/15/06 15:30	DLK			
o-Xylene	4800	ug/l	1200	250	03/15/06 15:30	DLK	95-47-6		
Toluene-d8 (S)	103	%		1.0	03/15/06 15:30	DLK	2037-26-5		
4-Bromofluorobenzene (S)	101	%		1.0	03/15/06 15:30	DLK	460-00-4		
Dibromofluoromethane (S)	95	%		1.0	03/15/06 15:30	DLK	1868-53-7		
1,2-Dichloroethane-d4 (S)	95	%		1.0	03/15/06 15:30	DLK	17060-07-0		

REPORT OF LABORATORY ANALYSIS

This report shall not be reproduced, except in full,
without the written consent of Pace Analytical Services, Inc.

Asheville Certification IDs
NC Wastewater 40
NC Drinking Water 37712
SC Environmental 99030
FL NELAP E87648

Charlotte Certification IDs
NC Wastewater 12
NC Drinking Water 37706
SC 99006
FL NELAP E87627

Pace Analytical®
www.pacelabs.com

Pace Analytical Services, Inc.
9800 Kincey Avenue, Suite 100
Huntersville, NC 28078
Phone: 704.875.9092
Fax: 704.875.9091

Lab Project Number: 92115075
Client Project ID: Heath Self 08932/CA:26200

Lab Sample No: 926742362 Project Sample Number: 92115075-008 Date Collected: 03/09/06 11:45
Client Sample ID: MW-14 Matrix: Water Date Received: 03/10/06 18:05

Parameters	Results	Units	Report Limit	DF	Analyzed	By	CAS No.	Qual	RegLmt
GC/MS Volatiles									
GC/MS VOCs by 8260	Method: EPA 8260								
Benzene	ND	ug/l	5.0	1.0	03/14/06 06:44	DLK	71-43-2		
1,2-Dichloroethane	ND	ug/l	5.0	1.0	03/14/06 06:44	DLK	107-06-2		
Ethylbenzene	ND	ug/l	5.0	1.0	03/14/06 06:44	DLK	100-41-4		
Methyl-tert-butyl ether	ND	ug/l	5.0	1.0	03/14/06 06:44	DLK	1634-04-4		
Naphthalene	ND	ug/l	5.0	1.0	03/14/06 06:44	DLK	91-20-3		
Toluene	ND	ug/l	5.0	1.0	03/14/06 06:44	DLK	108-88-3		
m&p-Xylene	ND	ug/l	10.	1.0	03/14/06 06:44	DLK			
o-Xylene	ND	ug/l	5.0	1.0	03/14/06 06:44	DLK	95-47-6		
Toluene-d8 (S)	98	%		1.0	03/14/06 06:44	DLK	2037-26-5		
4-Bromofluorobenzene (S)	104	%		1.0	03/14/06 06:44	DLK	460-00-4		
Dibromofluoromethane (S)	86	%		1.0	03/14/06 06:44	DLK	1868-53-7		
1,2-Dichloroethane-d4 (S)	88	%		1.0	03/14/06 06:44	DLK	17060-07-0		

REPORT OF LABORATORY ANALYSIS

This report shall not be reproduced, except in full,
without the written consent of Pace Analytical Services, Inc.

Asheville Certification IDs
NC Wastewater 40
NC Drinking Water 37712
SC Environmental 99030
FL NELAP E87648

Charlotte Certification IDs
NC Wastewater 12
NC Drinking Water 37706
SC 99006
FL NELAP E87627

Pace Analytical®
www.pacelabs.com

Pace Analytical Services, Inc.
9800 Kincey Avenue, Suite 100
Huntersville, NC 28078
Phone: 704.875.9092
Fax: 704.875.9091

Lab Project Number: 92115075
Client Project ID: Heath Self 08932/CA:26200

Lab Sample No: 926742370 Project Sample Number: 92115075-009 Date Collected: 03/09/06 12:00
Client Sample ID: MW-19 Matrix: Water Date Received: 03/10/06 18:05

Parameters	Results	Units	Report Limit	DF	Analyzed	By	CAS No.	Qual	RegLmt
GC/MS Volatiles									
GC/MS VOCs by 8260	Method: EPA 8260								
Benzene	24.	ug/l	5.0	1.0	03/14/06 07:03	DLK	71-43-2		
1,2-Dichloroethane	ND	ug/l	5.0	1.0	03/14/06 07:03	DLK	107-06-2		
Ethylbenzene	ND	ug/l	5.0	1.0	03/14/06 07:03	DLK	100-41-4		
Methyl-tert-butyl ether	3.1	J ug/l	5.0	1.0	03/14/06 07:03	DLK	1634-04-4		
Naphthalene	ND	ug/l	5.0	1.0	03/14/06 07:03	DLK	91-20-3		
Toluene	ND	ug/l	5.0	1.0	03/14/06 07:03	DLK	108-88-3		
m&p-Xylene	ND	ug/l	10.	1.0	03/14/06 07:03	DLK			
o-Xylene	ND	ug/l	5.0	1.0	03/14/06 07:03	DLK	95-47-6		
Toluene-d8 (S)	91	%		1.0	03/14/06 07:03	DLK	2037-26-5		
4-Bromofluorobenzene (S)	97	%		1.0	03/14/06 07:03	DLK	460-00-4		
Dibromofluoromethane (S)	86	%		1.0	03/14/06 07:03	DLK	1868-53-7		
1,2-Dichloroethane-d4 (S)	88	%		1.0	03/14/06 07:03	DLK	17060-07-0		

REPORT OF LABORATORY ANALYSIS

This report shall not be reproduced, except in full,
without the written consent of Pace Analytical Services, Inc.

Asheville Certification IDs
NC Wastewater 40
NC Drinking Water 37712
SC Environmental 99030
FL NELAP E87648

Charlotte Certification IDs
NC Wastewater 12
NC Drinking Water 37706
SC 99006
FL NELAP E87627

Pace Analytical®
www.pacelabs.com

Pace Analytical Services, Inc.
9800 Kincey Avenue, Suite 100
Huntersville, NC 28078
Phone: 704.875.9092
Fax: 704.875.9091

Lab Project Number: 92115075
Client Project ID: Heath Self 08932/CA:26200

Lab Sample No: 926742388 Project Sample Number: 92115075-010 Date Collected: 03/09/06 12:15
Client Sample ID: MW-20 Matrix: Water Date Received: 03/10/06 18:05

Parameters	Results	Units	Report Limit	DF	Analyzed	By	CAS No.	Qual	RegLmt
GC/MS Volatiles									
GC/MS VOCs by 8260	Method: EPA 8260								
Benzene	820	ug/l	50.	10.0	03/15/06 14:00	DLK	71-43-2		
1,2-Dichloroethane	ND	ug/l	50.	10.0	03/15/06 14:00	DLK	107-06-2		
Ethylbenzene	ND	ug/l	50.	10.0	03/15/06 14:00	DLK	100-41-4		
Methyl-tert-butyl ether	ND	ug/l	50.	10.0	03/15/06 14:00	DLK	1634-04-4		
Naphthalene	85.	ug/l	50.	10.0	03/15/06 14:00	DLK	91-20-3		
Toluene	ND	ug/l	50.	10.0	03/15/06 14:00	DLK	108-88-3		
m&p-Xylene	ND	ug/l	100	10.0	03/15/06 14:00	DLK			
o-Xylene	ND	ug/l	50.	10.0	03/15/06 14:00	DLK	95-47-6		
Toluene-d8 (S)	99	%		1.0	03/15/06 14:00	DLK	2037-26-5		
4-Bromofluorobenzene (S)	100	%		1.0	03/15/06 14:00	DLK	460-00-4		
Dibromofluoromethane (S)	95	%		1.0	03/15/06 14:00	DLK	1868-53-7		
1,2-Dichloroethane-d4 (S)	96	%		1.0	03/15/06 14:00	DLK	17060-07-0		

REPORT OF LABORATORY ANALYSIS

This report shall not be reproduced, except in full,
without the written consent of Pace Analytical Services, Inc.

Asheville Certification IDs
NC Wastewater 40
NC Drinking Water 37712
SC Environmental 99030
FL NELAP E87648

Charlotte Certification IDs
NC Wastewater 12
NC Drinking Water 37706
SC 99006
FL NELAP E87627

Pace Analytical®
www.pacelabs.com

Pace Analytical Services, Inc.
9800 Kincey Avenue, Suite 100
Huntersville, NC 28078
Phone: 704.875.9092
Fax: 704.875.9091

Lab Project Number: 92115075
Client Project ID: Heath Self 08932/CA:26200

Lab Sample No: 926742396 Project Sample Number: 92115075-011 Date Collected: 03/09/06 12:30
Client Sample ID: MW-21 Matrix: Water Date Received: 03/10/06 18:05

Parameters	Results	Units	Report Limit	DF	Analyzed	By	CAS No.	Qual	RegLmt
GC/MS Volatiles									
GC/MS VOCs by 8260	Method: EPA 8260								
Benzene	ND	ug/l	5.0	1.0	03/14/06 07:23	DLK	71-43-2		
1,2-Dichloroethane	ND	ug/l	5.0	1.0	03/14/06 07:23	DLK	107-06-2		
Ethylbenzene	ND	ug/l	5.0	1.0	03/14/06 07:23	DLK	100-41-4		
Methyl-tert-butyl ether	ND	ug/l	5.0	1.0	03/14/06 07:23	DLK	1634-04-4		
Naphthalene	ND	ug/l	5.0	1.0	03/14/06 07:23	DLK	91-20-3		
Toluene	ND	ug/l	5.0	1.0	03/14/06 07:23	DLK	108-88-3		
m&p-Xylene	ND	ug/l	10.	1.0	03/14/06 07:23	DLK			
o-Xylene	ND	ug/l	5.0	1.0	03/14/06 07:23	DLK	95-47-6		
Toluene-d8 (S)	96	%		1.0	03/14/06 07:23	DLK	2037-26-5		
4-Bromofluorobenzene (S)	99	%		1.0	03/14/06 07:23	DLK	460-00-4		
Dibromofluoromethane (S)	92	%		1.0	03/14/06 07:23	DLK	1868-53-7		
1,2-Dichloroethane-d4 (S)	85	%		1.0	03/14/06 07:23	DLK	17060-07-0		

REPORT OF LABORATORY ANALYSIS

This report shall not be reproduced, except in full,
without the written consent of Pace Analytical Services, Inc.

Asheville Certification IDs
NC Wastewater 40
NC Drinking Water 37712
SC Environmental 99030
FL NELAP E87648

Charlotte Certification IDs
NC Wastewater 12
NC Drinking Water 37706
SC 99006
FL NELAP E87627

Pace Analytical®
www.pacelabs.com

Pace Analytical Services, Inc.
9800 Kincey Avenue, Suite 100
Huntersville, NC 28078
Phone: 704.875.9092
Fax: 704.875.9091

Lab Project Number: 92115075
Client Project ID: Heath Self 08932/CA:26200

Lab Sample No: 926742404 Project Sample Number: 92115075-012 Date Collected: 03/09/06 12:45
Client Sample ID: MW-27 Matrix: Water Date Received: 03/10/06 18:05

Parameters	Results	Units	Report Limit	DF	Analyzed	By	CAS No.	Qual	RegLmt
GC/MS Volatiles									
GC/MS VOCs by 8260	Method: EPA 8260								
Benzene	ND	ug/l	5.0	1.0	03/14/06 07:42	DLK	71-43-2		
1,2-Dichloroethane	ND	ug/l	5.0	1.0	03/14/06 07:42	DLK	107-06-2		
Ethylbenzene	ND	ug/l	5.0	1.0	03/14/06 07:42	DLK	100-41-4		
Methyl-tert-butyl ether	ND	ug/l	5.0	1.0	03/14/06 07:42	DLK	1634-04-4		
Naphthalene	9.2	ug/l	5.0	1.0	03/14/06 07:42	DLK	91-20-3		
Toluene	ND	ug/l	5.0	1.0	03/14/06 07:42	DLK	108-88-3		
m&p-Xylene	ND	ug/l	10.	1.0	03/14/06 07:42	DLK			
o-Xylene	ND	ug/l	5.0	1.0	03/14/06 07:42	DLK	95-47-6		
Toluene-d8 (S)	92	%		1.0	03/14/06 07:42	DLK	2037-26-5		
4-Bromofluorobenzene (S)	100	%		1.0	03/14/06 07:42	DLK	460-00-4		
Dibromofluoromethane (S)	90	%		1.0	03/14/06 07:42	DLK	1868-53-7		
1,2-Dichloroethane-d4 (S)	93	%		1.0	03/14/06 07:42	DLK	17060-07-0		

REPORT OF LABORATORY ANALYSIS

This report shall not be reproduced, except in full,
without the written consent of Pace Analytical Services, Inc.

Asheville Certification IDs
NC Wastewater 40
NC Drinking Water 37712
SC Environmental 99030
FL NELAP E87648

Charlotte Certification IDs
NC Wastewater 12
NC Drinking Water 37706
SC 99006
FL NELAP E87627

Pace Analytical®
www.pacelabs.com

Pace Analytical Services, Inc.
9800 Kincey Avenue, Suite 100
Huntersville, NC 28078
Phone: 704.875.9092
Fax: 704.875.9091

Lab Project Number: 92115075
Client Project ID: Heath Self 08932/CA:26200

PARAMETER FOOTNOTES

Dilution factor shown represents the factor applied to the reported result and reporting limit due to changes in sample preparation, dilution of the extract, or moisture content

Method 9071B modified to use ASE.

All pH, Free Chlorine, Total Chlorine and Ferrous Iron analyses conducted outside of EPA recommended immediate hold time.

Depending on the moisture content the PRLs can be elevated for all soil samples reported on a dry weight basis.

2-Chloroethyl vinyl ether has been shown to degrade in the presence of acid.

ND	Not detected at or above adjusted reporting limit
NC	Not Calculable
J	Estimated concentration above the adjusted method detection limit and below the adjusted reporting limit
MDL	Adjusted Method Detection Limit
(S)	Surrogate

REPORT OF LABORATORY ANALYSIS

This report shall not be reproduced, except in full,
without the written consent of Pace Analytical Services, Inc.

Asheville Certification IDs
NC Wastewater 40
NC Drinking Water 37712
SC Environmental 99030
FL NELAP E87648

Charlotte Certification IDs
NC Wastewater 12
NC Drinking Water 37706
SC 99006
FL NELAP E87627

Pace Analytical®
www.pacelabs.com

Pace Analytical Services, Inc.
9800 Kincey Avenue, Suite 100
Huntersville, NC 28078
Phone: 704.875.9092
Fax: 704.875.9091

QUALITY CONTROL DATA

Lab Project Number: 92115075
Client Project ID: Heath Self 08932/CA:26200

QC Batch: 151924 Analysis Method: EPA 8260
QC Batch Method: EPA 8260 Analysis Description: GC/MS VOCs by 8260
Associated Lab Samples: 926742271 926742289 926742297 926742305 926742313

METHOD BLANK: 926745456
Associated Lab Samples: 926742271 926742289 926742297 926742305 926742313

Parameter	Units	Blank Result	Reporting Limit	Footnotes
Benzene	ug/l	ND	5.0	
1,2-Dichloroethane	ug/l	ND	5.0	
Ethylbenzene	ug/l	ND	5.0	
Methyl-tert-butyl ether	ug/l	ND	5.0	
Naphthalene	ug/l	ND	5.0	
Toluene	ug/l	ND	5.0	
m&p-Xylene	ug/l	ND	10.	
o-Xylene	ug/l	ND	5.0	
Toluene-d8 (S)	%	104		
4-Bromofluorobenzene (S)	%	104		
Dibromofluoromethane (S)	%	107		
1,2-Dichloroethane-d4 (S)	%	116		

LABORATORY CONTROL SAMPLE: 926745464

Parameter	Units	Spike Conc.	LCS Result	LCS % Rec	Footnotes
Benzene	ug/l	50.00	52.20	104	
1,2-Dichloroethane	ug/l	50.00	53.65	107	
Ethylbenzene	ug/l	50.00	48.93	98	
Methyl-tert-butyl ether	ug/l	50.00	53.46	107	
Naphthalene	ug/l	50.00	53.07	106	
Toluene	ug/l	50.00	51.51	103	
m&p-Xylene	ug/l	100.00	100.1	100	
o-Xylene	ug/l	50.00	50.50	101	
Toluene-d8 (S)				104	
4-Bromofluorobenzene (S)				103	
Dibromofluoromethane (S)				104	
1,2-Dichloroethane-d4 (S)				103	

REPORT OF LABORATORY ANALYSIS
This report shall not be reproduced, except in full,
without the written consent of Pace Analytical Services, Inc.

Asheville Certification IDs
NC Wastewater 40
NC Drinking Water 37712
SC Environmental 99030
FL NELAP E87648

Charlotte Certification IDs
NC Wastewater 12
NC Drinking Water 37706
SC 99006
FL NELAP E87627

Pace Analytical®
www.pacelabs.com

Pace Analytical Services, Inc.
9800 Kincey Avenue, Suite 100
Huntersville, NC 28078
Phone: 704.875.9092
Fax: 704.875.9091

QUALITY CONTROL DATA

Lab Project Number: 92115075
Client Project ID: Heath Self 08932/CA:26200

MATRIX SPIKE & MATRIX SPIKE DUPLICATE: 926747932 926747940

Parameter	Units	926737735 Result	Spike Conc.	MS Result	MSD Result	MS % Rec	MSD % Rec	RPD	Footnotes
Benzene	ug/l	0	50.00	53.95	54.75	108	110	1	
Toluene	ug/l	0	50.00	53.46	54.15	107	108	1	
Toluene-d8 (S)						103	102		
4-Bromofluorobenzene (S)						101	100		
Dibromofluoromethane (S)						104	102		
1,2-Dichloroethane-d4 (S)						102	102		

REPORT OF LABORATORY ANALYSIS

This report shall not be reproduced, except in full,
without the written consent of Pace Analytical Services, Inc.

Asheville Certification IDs
NC Wastewater 40
NC Drinking Water 37712
SC Environmental 99030
FL NELAP E87648

Charlotte Certification IDs
NC Wastewater 12
NC Drinking Water 37706
SC 99006
FL NELAP E87627

Pace Analytical®
www.pacelabs.com

Pace Analytical Services, Inc.
9800 Kincey Avenue, Suite 100
Huntersville, NC 28078
Phone: 704.875.9092
Fax: 704.875.9091

QUALITY CONTROL DATA

Lab Project Number: 92115075
Client Project ID: Heath Self 08932/CA:26200

QC Batch: 151944 Analysis Method: EPA 8260
QC Batch Method: EPA 8260 Analysis Description: GC/MS VOCs by 8260
Associated Lab Samples: 926742347 926742354 926742362 926742370 926742388 926742396 926742404

METHOD BLANK: 926746124
Associated Lab Samples: 926742347 926742354 926742362 926742370 926742388 926742396 926742404

Parameter	Units	Blank Result	Reporting Limit	Footnotes
Benzene	ug/l	ND	5.0	
1,2-Dichloroethane	ug/l	ND	5.0	
Ethylbenzene	ug/l	ND	5.0	
Methyl-tert-butyl ether	ug/l	ND	5.0	
Naphthalene	ug/l	ND	5.0	
Toluene	ug/l	ND	5.0	
m&p-Xylene	ug/l	ND	10.	
o-Xylene	ug/l	ND	5.0	
Toluene-d8 (S)	%	96		
4-Bromofluorobenzene (S)	%	109		
Dibromofluoromethane (S)	%	87		
1,2-Dichloroethane-d4 (S)	%	88		

MATRIX SPIKE & MATRIX SPIKE DUPLICATE: 926746140 926746157

Parameter	Units	926719659 Result	Spike Conc.	MS Result	MSD Result	MS % Rec	MSD % Rec	RPD	Footnotes
Benzene	ug/l	0	50.00	45.87	46.30	92	93	1	
Toluene	ug/l	0	50.00	37.25	37.38	74	75	0	
Toluene-d8 (S)						76	77		1,1
4-Bromofluorobenzene (S)						97	97		
Dibromofluoromethane (S)						90	90		
1,2-Dichloroethane-d4 (S)						89	87		

REPORT OF LABORATORY ANALYSIS

This report shall not be reproduced, except in full,
without the written consent of Pace Analytical Services, Inc.

Asheville Certification IDs
NC Wastewater 40
NC Drinking Water 37712
SC Environmental 99030
FL NELAP E87648

Charlotte Certification IDs
NC Wastewater 12
NC Drinking Water 37706
SC 99006
FL NELAP E87627

Pace Analytical®
www.pacelabs.com

Pace Analytical Services, Inc.
9800 Kincey Avenue, Suite 100
Huntersville, NC 28078
Phone: 704.875.9092
Fax: 704.875.9091

Lab Project Number: 92115075
Client Project ID: Heath Self 08932/CA:26200

QUALITY CONTROL DATA PARAMETER FOOTNOTES

Consistent with EPA guidelines, unrounded concentrations are displayed and have been used to calculate % Rec and RPD values.

LCS(D)	Laboratory Control Sample (Duplicate)
MS(D)	Matrix Spike (Duplicate)
DUP	Sample Duplicate
ND	Not detected at or above adjusted reporting limit
NC	Not Calculable
J	Estimated concentration above the adjusted method detection limit and below the adjusted reporting limit
MDL	Adjusted Method Detection Limit
RPD	Relative Percent Difference
(S)	Surrogate
[1]	Low surrogate recovery was confirmed as a matrix effect by a second analysis.

REPORT OF LABORATORY ANALYSIS

This report shall not be reproduced, except in full,
without the written consent of Pace Analytical Services, Inc.

Asheville Certification IDs
NC Wastewater 40
NC Drinking Water 37712
SC Environmental 99030
FL NELAP E87648

Charlotte Certification IDs
NC Wastewater 12
NC Drinking Water 37706
SC 99006
FL NELAP E87627

CHAIN-OF-CUSTODY / Analytical Request Document

The Chain-of-Custody is a LEGAL DOCUMENT. All relevant fields must be completed accurately.

Pace Analytical®

Page: 1 of 2

0967204

Section A — Required Client Information:

Company: SCDHEC
Address: 2600 Bull St
Columbia, SC 29201
Email To: thomadl@dhec.sc.gov
Phone: 803-896-6240 Fax: 803-896-6245
Requested Due Date/TAT: 7 day

Section B — Required Project Information:

Report To: D Thoma
Copy To:
Purchase Order No.: 5807463
Project Name: Heath Self Serve
Project Number: 09932/CA26900

Section C — Invoice Information:

Attention: Finance
Company Name: SCDHEC
Address: 2600 Bull St
Pace Quote Reference:
Pace Project Manager:
Pace Profile #: 1700, 9

REGULATORY AGENCY

☐ NPDES ☐ GROUND WATER ☐ DRINKING WATER
☒ UST ☐ RCRA ☐ Other_____

SITE LOCATION: ☐GA ☐IL ☐IN ☐MI ☐MN ☐NC ☐OH ☒SC ☐WI ☐OTHER_____

Section D — Required Client Information

SAMPLE ID

One Character per box.
(A-Z, 0-9 / -)
Samples IDs MUST BE UNIQUE

Valid Matrix Codes

MATRIX	CODE
DRINKING WATER	DW
WATER	WT
WASTE WATER	WW
PRODUCT	P
SOIL/SOLID	SL
OIL	OL
WIPE	WP
AIR	AR
OTHER	OT
TISSUE	TS

ITEM #	SAMPLE ID	MATRIX CODE	SAMPLE TYPE G=GRAB C=COMP	COLLECTED COMPOSITE START DATE	COLLECTED COMPOSITE START TIME	COLLECTED COMPOSITE END/GRAB DATE	COLLECTED COMPOSITE END/GRAB TIME	SAMPLE TEMP AT COLLECTION	# OF CONTAINERS	Preservatives: Unpreserved	H_2SO_4	HNO_3	HCl	NaOH	$Na_2S_2O_3$	Methanol	Other	Filtered (Y/N)	Requested Analysis:	Residual Chlorine (Y/N)	Pace Project Number / Lab I.D
1	MW-2	WT	G			3/9/06	10:00	—	3				3					X	8260 BTEX MTBE DCA	N	92674227 1
2	MW-4						10:15	—													hot 2281
3	MW-6						10:30	—													hot 2297
4	MW-7						10:45	—													hot 2305
5	MW-8						11:00	—													hot 2313
6	MW-9						11:15	—													2347
7	MW-10						11:30	—													hot 2354
8	MW-11						~~11:45~~	—													
9	MW-12							—													
10	MW-14						11:45	—													2362
11	MW-19						12:00	—													2370
12	MW-20						12:15	—													2388

Additional Comments:

RELINQUISHED BY / AFFILIATION	DATE	TIME	ACCEPTED BY / AFFILIATION	DATE	TIME
Debra Thoma SCDHEC	3/10/06	0900	SCDHEC - PALS	3/10/06	0935
SCDHEC	3-10-06	1805		3/10/06	1805

SAMPLE CONDITION

Temp in °C	Received on Ice Y/N	Custody Sealed Cooler Y/N	Samples Intact Y/N
3.6	Y/N	Y/N	Y/N
	Y/N	Y/N	Y/N
	Y/N	Y/N	Y/N

SAMPLER NAME AND SIGNATURE

PRINT Name of SAMPLER: Debra Thoma
SIGNATURE of SAMPLER: Debra Thoma
DATE Signed (MM / DD / YY): 03/09/06

SEE REVERSE SIDE FOR INSTRUCTIONS

Instructions for completing Chain of Custody (COC)

1. **Section A and B:** Complete all Client information at top of sheet: company name, address, phone, fax, contact (the person to contact if there are questions, and who will receive the final report.), e-mail address (if available), PO#, Project Name and/or Project Number as you would like to see it appear on the report.

2. **Section C:** Invoice Information: Billing information is included in this section. This information should include the name and address of the person receiving the invoice.

3. Quote Reference should be completed if a quotation was provided by Pace Analytical. The Project Manager, and Profile No. will be completed by Pace Analytical Services.

4. **Site Location:** A separate COC must be filled out for each day of sample collection. Record the two letter postal code for the US state in which the samples were collected.

5. **Regulatory Agency:** List the program that is guiding the work to ensure proper regulations are followed.

6. **Section D:** Complete a Sample Description in the "SAMPLE ID' section as you would like it to appear on the laboratory report. The following information should also be included: the sample matrix, sample type (G (grab) or C (composite). When collecting a composite, the start time and end time should be documented in the respective boxes. The collection time for a grab (G) sample should be entered in the boxes marked 'Composite End/Grab'), Sample temp at collection (if required by state), the total number of containers, and preservative used.

7. Mark if the sample was filtered in the field by marking Y or N in 'Filtered' row by the Analysis requested.

8. Requested Analysis: List the required analysis and methods on the lines provided and place a check in the column for the samples requiring the analysis. Additional comments should be referenced in the bottom left hand corner or include attachments for extended lists of parameters.

9. The sampler should print their name in the space provided and sign their name followed by the date of the sampling event at the bottom of the COC in the spaces designated for 'SAMPLER NAME AND SIGNATURE'.

10. When relinquishing custody of the samples to a representative of the laboratory or other organization, indicate the Item Numbers of those samples being transferred; sign relinquished by, date and time, and include your affiliation.

***Important Note:**

Standard Turnaround Time is 2 Weeks/10 business days. Results will be delivered by end of business on the date due unless other arrangements have been made with your project manager.

Special Project Requirements such as Low Level Detection Limits or level of QC reported must be included on the chain of custody in the Additional Comments section.

CHAIN-OF-CUSTODY / Analytical Request Document

The Chain-of-Custody is a LEGAL DOCUMENT. All relevant fields must be completed accurately.

Pace Analytical®

Page: 2 of 2

0967205

Section A
Required Client Information:

Company	SCDHEC
Address	2600 Bull St Columbia SC 29201
Email To:	thomadl@dhec.sc.gov
Phone	803-896-6240
Fax	
Requested Due Date/TAT:	7 day

Section B
Required Project Information:

Report To:	D Thoma
Copy To:	
Purchase Order No.:	587465
Project Name:	Heath Self Serve
Project Number:	08932/CA26200

Section C
Invoice Information:

Attention:	Finance
Company Name:	SCDHEC
Address:	2600 Bull St
Pace Quote Reference:	
Pace Project Manager:	
Pace Profile #:	

REGULATORY AGENCY

☐ NPDES ☐ GROUND WATER ☐ DRINKING WATER
☒ UST ☐ RCRA ☐ Other_____

SITE LOCATION ☐GA ☐IL ☐IN ☐MI ☐MN ☐NC ☐OH ☒SC ☐WI ☐OTHER _____

Section D
Required Client Information

SAMPLE ID

One Character per box.
(A-Z, 0-9 / ,-)
Samples IDs MUST BE UNIQUE

Valid Matrix Codes

MATRIX	CODE
DRINKING WATER	DW
WATER	WT
WASTE WATER	WW
PRODUCT	P
SOIL/SOLID	SL
OIL	OL
WIPE	WP
AIR	AR
OTHER	OT
TISSUE	TS

ITEM #	SAMPLE ID	MATRIX CODE	SAMPLE TYPE G=GRAB C=COMP	COLLECTED: COMPOSITE START DATE	COMPOSITE START TIME	COMPOSITE END/GRAB DATE	COMPOSITE END/GRAB TIME	SAMPLE TEMP AT COLLECTION	# OF CONTAINERS	Preservatives: Unpreserved	H_2SO_4	HNO_3	HCl	NaOH	$Na_2S_2O_3$	Methanol	Other	Filtered (Y/N)	Requested Analysis: BTEX/MTBE 8260	Residual Chlorine (Y/N)	Pace Project Number / Lab I.D
1	MW-21	WT	G			3/9/06	12:30		3				3					X			2396
2	MW-22	↓	G			↓	12:45		↓				↓					X			2404
3																					
4																					
5																					
6																					
7																					
8																					
9																					
10																					
11																					
12																					

Additional Comments:

RELINQUISHED BY / AFFILIATION	DATE	TIME	ACCEPTED BY / AFFILIATION	DATE	TIME
Debra Thoma	3/10/06	8:00a			
	3-10-06	1805		3-10-06	0935

SAMPLE CONDITION

Temp in °C	Y/N	Y/N	Y/N
Received on Ice	Y/N	Y/N	Y/N
Custody Sealed Cooler	Y/N	Y/N	Y/N
Samples Intact	Y/N	Y/N	Y/N

SAMPLER NAME AND SIGNATURE

PRINT Name of SAMPLER: Debra L Thoma

SIGNATURE of SAMPLER: Debra L Thoma

DATE Signed (MM / DD / YY): 03/09/06

SEE REVERSE SIDE FOR INSTRUCTIONS

Instructions for completing Chain of Custody (COC)

1. **Section A and B:** Complete all Client information at top of sheet: company name, address, phone, fax, contact (the person to contact if there are questions, and who will receive the final report.), e-mail address (if available), PO#, Project Name and/or Project Number as you would like to see it appear on the report.

2. **Section C:** Invoice Information: Billing information is included in this section. This information should include the name and address of the person receiving the invoice.

3. Quote Reference should be completed if a quotation was provided by Pace Analytical. The Project Manager, and Profile No. will be completed by Pace Analytical Services.

4. **Site Location:** A separate COC must be filled out for each day of sample collection. Record the two letter postal code for the US state in which the samples were collected.

5. **Regulatory Agency:** List the program that is guiding the work to ensure proper regulations are followed.

6. **Section D:** Complete a Sample Description in the "SAMPLE ID' section as you would like it to appear on the laboratory report. The following information should also be included: the sample matrix, sample type (G (grab) or C (composite). When collecting a composite, the start time and end time should be documented in the respective boxes. The collection time for a grab (G) sample should be entered in the boxes marked 'Composite End/Grab'), Sample temp at collection (if required by state), the total number of containers, and preservative used.

7. Mark if the sample was filtered in the field by marking Y or N in 'Filtered' row by the Analysis requested.

8. Requested Analysis: List the required analysis and methods on the lines provided and place a check in the column for the samples requiring the analysis. Additional comments should be referenced in the bottom left hand corner or include attachments for extended lists of parameters.

9. The sampler should print their name in the space provided and sign their name followed by the date of the sampling event at the bottom of the COC in the spaces designated for 'SAMPLER NAME AND SIGNATURE'.

10. When relinquishing custody of the samples to a representative of the laboratory or other organization, indicate the Item Numbers of those samples being transferred; sign relinquished by, date and time, and include your affiliation.

***Important Note:**

Standard Turnaround Time is 2 Weeks/10 business days. Results will be delivered by end of business on the date due unless other arrangements have been made with your project manager.

Special Project Requirements such as Low Level Detection Limits or level of QC reported must be included on the chain of custody in the Additional Comments section.

CONSULTECH ENVIRONMENTAL, INC.

March 28, 2006

RECEIVED
MAR 29 2006
UNDERGROUND STORAGE TANK PROGRAM

Ms. Debra Thoma
Hydrogeologist
NE SC Corrective Action Branch
South Carolina Department of Health and Environmental Control
Division of Underground Storage Tank Management
2600 Bull Street
Columbia, South Carolina 29201-1708

Re: Quarterly Monitoring Report #3
Former Heath Self Serve #2
501 N. Guignard Rd. Sumter County, SC
SCDHEC Facility ID # 08932
SB#25841-6/24/04-EMW, PO#54834
Consultech Project C-1383

Dear Ms. Thoma:

Consultech Environmental, Inc. (Consultech) is pleased to present this Groundwater Monitoring Report for the above referenced facility. Should you have any questions regarding this report or the project in general, please do not hesitate to contact us at (678) 377-0400.

Sincerely,

CONSULTECH ENVIRONMENTAL, INC.

James R. Wilson, P.G.
Senior Project Manager

cc: File C-1383

1800 MacLeod Drive, Suite F * Lawrenceville, GA 30043-5376
678 377-0400 * FAX 678 377-0051

UST PROGRAM DOCKETING # 102 I

Groundwater Monitoring Report #3

RECEIVED
MAR 29 2006
UNDERGROUND STORAGE TANK PROGRAM

Heath Self Serve #2
UST Permit # 08932
501 North Guignard Road
Sumter, Sumter County, South Carolina

Prepared for:
SCDHEC
2600 Bull Street
Columbia, SC 29201-1708

Prepared by:
Consultech Environmental, Inc.
1800 MacLeod Drive, Suite F
Lawrenceville, Georgia 30043-5736

Kenneth L. Brooke
Kenneth L. Brooke, P. E.
Project Manager

James R. Wilson
James R. Wilson, P.G.
Sr. Project Manager



March 2006

Consultech Project No.: C-1383

Groundwater Monitoring Report #3

Table of Contents

1.0 Project Summary.....1

2.0 Groundwater Monitoring Results 1

3.0 Groundwater Sampling Results 2

4.0 Conclusions and Recommendations 4

List of Tables

TABLE 1 Groundwater Monitoring Data

TABLE 2 Groundwater Analytical Data

TABLE 3 Mass Reduction Calculations

List of Figures

Figure 1 Site Location Map

Figure 2 Total Fluid Recovery Well Map

Figure 3 Groundwater Potentiometric Surface Map, March 9, 2006

Figure 4 Chemicals of Concern in Groundwater, March 9, 2006

Figure 5 Total Mass Isoconcentration Map, March 9, 2006

Figure 6 Groundwater Elevations vs. Time – MW-2 through MW-7

Figure 7 Groundwater Elevations vs. Time - MW-10 through MW-18

Figure 8 Total Mass vs. Time

List of Appendices

Appendix 1 Groundwater Laboratory Analytical Results

Appendix 2 Free Product Disposal Manifest

RECEIVED
MAR 2 9 2006
UNDERGROUND STORAGE
TANK PROGRAM

Groundwater Monitoring Report #3

1.0 Project Summary

The subject site is located at 501 North Guignard Road, Sumter, Sumter County, South Carolina, South Carolina (see Figure 1). Based upon the information released by the South Carolina Department of Health and Environmental Control (SCDHEC), Total Fluids Removal (TFR), and In-situ Air Sparging (AS), are the selected technologies that will be used to remediate the groundwater contaminate plume at this site. This report presents the groundwater monitoring results for the sampling event conducted on March 9, 2006.

An Advanced Fluid Vapor Recovery (AFVR) event was conducted on February 23, 2006, which was pulled from total fluid recovery (TFR) wells TFR-3 through TFR-10 to remove any residual LPH and high dissolved concentrations and pulled a total of 3,300 gallons of contaminated groundwater from these eight TFR wells. Waste manifest reports are included in Appendix 2.

2.0 Groundwater Monitoring Results

Consultech personnel gauged monitoring wells MW-2 through MW-10, MW-13 through MW-16, MW-18 through MW-23, and MW-25 through MW-27 for groundwater elevations and for liquid phase hydrocarbons (LPH). Monitoring wells MW-11and MW-24 were not found nor gauged. Monitoring well MW-12 was dry. None of the monitoring wells contained free product. Strong petroleum odors were recorded for monitoring wells: MW-7, MW-9, and MW-10. The groundwater elevations for the shallow wells ranged between 81.98 feet in MW-2 and 71.04 feet in MW-23. Table 1 provides a summary of the groundwater elevations.

Fluid level measurements were taken to create a groundwater elevation contour map for the shallow wells as presented in Figure 3. This data illustrates the static groundwater surface, direction of groundwater flow, and hydraulic gradient across the site. According to Figure 3, the groundwater at this site flows generally toward the east. The groundwater has an average hydraulic gradient between MW-2 and MW-23 of 0.0055 ft./ft. Figures 6 and 7 are graphs showing the elevations of monitoring wells over time.

3.0 Groundwater Sampling Results

Consultech personnel collected groundwater samples from monitoring wells MW-2 through MW-10, MW-13 through MW-16, MW-18 through MW-23, and MW-25 through MW-27. Monitoring wells MW-11and MW-24 were not found nor sampled. Monitoring well MW-12 was dry. None of the monitoring wells contained free product. The groundwater analytical results are listed in Appendix I.

Please reference Consultech's Standard Operating Procedures document dated October 2002 for detailed sampling protocol. The groundwater analytical results are shown on Table 2. Laboratory data sheets and chain-of-custody forms are included under Appendix 1. A comparison was made between the recent groundwater analytical results on March 9, 2006 and previous analytical data on November 28, 2005. The following paragraphs discuss this comparison for the chemicals of concern.

Benzene

The dissolved benzene concentration decreased in monitoring wells MW-4, MW-5, MW-6, MW-8, MW-10, and MW-13. The dissolved benzene concentration increased in monitoring wells MW-2, MW-7, MW-9, MW-19, and MW-20. All other monitoring wells remained below the laboratory detection limit for benzene. The following wells were higher than the SSTLs for benzene: MW-2, MW-6, MW-7, MW-9, MW-10, MW-19, and MW-20.

MTBE

The dissolved MTBE concentration decreased in monitoring wells MW-4, MW-5, MW-6, and MW-8. The dissolved MTBE concentration increased in monitoring wells MW-2, MW-7, MW-9, MW-10, MW-15, and MW-19. All other monitoring wells remained below the laboratory detection limit for MTBE. The following wells were higher than the SSTLs for MtBE: MW-2, MW-6, MW-7, MW-9, and MW-10.

Naphthalene

The dissolved naphthalene concentration decreased in monitoring wells MW-4, MW-5, MW-6, MW-7, MW-8, and MW-10. The dissolved naphthalene concentration increased in monitoring wells MW-2, MW-9, and MW-20. All other monitoring wells remained below the laboratory detection limit for naphthalene. The following wells were higher than the SSTLs for naphthalene: MW-2, MW-6, and MW-20.

Total Mass Concentration

There has been a 94.94 percent decrease in Total Mass according to Table 2. The Total Mass at the site has decreased from 511,221 µg/l to 459, 505 µg/l during the past quarter. According to Table 3, Mass Reduction Calculations, there has been an approximate 97.81 percent decrease in Mass above the SSTL's. A "Chemicals of Concern in Groundwater" map is presented as Figure 4. Figure 8 illustrates the changes in Total Mass present over time.

4.0 Conclusions and Recommendations

The groundwater at the site flows generally to the east of the site. Consultech personnel conducted free product and high dissolved BTEX concentrations removal from the total fluid recovery wells TFR-3 through TFR-10 to remove any residual LPH and high dissolved concentrations and pulled a total of 3,300 gallons of contaminated groundwater from these eight TFR wells on February 23, 2006. Waste manifest reports are included in Appendix 2. None of the monitoring wells contained free product. Due to the remaining high dissolved petroleum hydrocarbon concentrations, Consultech will conduct another Advanced Fluid Vapor Recovery (AFVR) event before the next groundwater sampling event. Consultech is requesting the 75% reduction payment since none of the free product has returned and the monitoring wells have had a 97.81% decrease in Mass above the SSTL's during this event.

The monitoring wells will continue to be checked on a quarterly basis for the evaluation of further BTEX, MTBE, and naphthalene concentration reductions in the dissolved plume. The next quarterly sampling event is scheduled for early June 2006. Consultech will be sampling all of the monitoring wells during the next sampling event.

TABLES

Table 1

Groundwater Monitoring Data through March 9, 2006

Health Self Serve 2, Sumter, South Carolina, UST Permit #08932 Consultech Project # C-1383

Monitoring Well	Date	TOC Elevation	TOC to GW (ft-bgs)	TOC to FP (ft-bgs)	FP Thickness (ft.)	GW Elevation	pH	Temperature (C°)	Conductivity (µS/cm)	Dissolved O_2 (mg/L)
MW-2	03/06/04	98.83	17.77			81.06				
Note 1	10/20/04	98.83	17.49			81.34	6.5	28.5	216	2.0
	08/22/05	98.83	17.03			81.80	6.0	26.8	171	2.4
	11/28/05	98.83	17.51			81.32	5.7	22.2	162	2.8
	03/09/06	98.83	16.85			81.98	6.0	18.7	229	1.9
MW-3	03/06/04	101.09	18.83			82.26				
	10/20/04		19.25			81.84	6.1	26.5	75	2.1
	08/22/05		18.87			82.22	6.8	23.7	28	2.9
	11/28/05		19.13			81.96	7.2	20.4	82	2.8
	03/09/06		19.84			81.25	6.8	19.9	23	2.7
MW-4	03/06/04	98.72	16.70		0.30'	82.02				
	10/20/04		17.05	16.93	0.12	81.76	5.9	26.5	151	1.6
	08/22/05		16.73		0.00	81.99	6.4	27.3	87	2.1
	11/28/05		17.18		0.00	81.54	6.3	21.2	93	2.3
	03/09/06		16.99		0.00	81.73	6.9	17.3	17	2.6
MW-5	03/06/04	98.83	17.45			81.38				
	10/20/04		17.53			81.30	5.6	26.8	60	3.4
	08/22/05		17.17			81.66	6.5	27.1	168	2.7
	11/28/05		17.66			81.17	6.8	20.9	194	2.9
	03/09/06		17.11			81.72	5.9	20.3	26	3.0
MW-6	03/06/04	98.98	16.74			82.24				
	10/20/04		16.76			82.22	5.3	26.6	49	2.0
	08/22/05		16.42			82.56	6.2	27.3	145	2.6
	11/28/05		16.81			82.17	6.4	21.1	137	2.5
	03/09/06		17.56			81.42	6.1	19.9	164	2.6
MW-7	03/06/04	98.64	17.15		0.35'	81.49				
	10/20/04		17.39			81.25	5.7	26.4	92	2.2
	08/22/05		17.00	sheen	sheen	81.64	5.2	27.3	61	2.0
	11/28/05		17.46			81.18	5.8	21.6	217	2.1
	03/09/06		17.60			81.04	6.0	20.3	107	1.9
MW-8	03/06/04	99.58	17.85		0.03'	81.73				
	10/20/04		18.30			81.28	6.0	27.0	336	2.8
	08/22/05		17.90			81.68	5.1	27.4	29	2.4
	11/28/05		18.35			81.23	6.1	20.8	88	2.3
	03/09/06		18.49			81.09	5.7	19.5	46	2.5

Table 1

Groundwater Monitoring Data through March 9, 2006

Health Self Serve 2, Sumter, South Carolina, UST Permit #08932 Consultech Project # C-1383

Monitoring Well	Date	TOC Elevation	TOC to GW (ft-bgs)	TOC to FP (ft-bgs)	FP Thickness (ft.)	GW Elevation	pH	Temperature (C°)	Conductivity (µS/cm)	Dissolved O_2 (mg/L)
MW-9	03/06/04	97.93	16.85		0.12'	81.08				
	10/20/04		17.25			80.68	6.3	27.2	254	1.2
	08/22/05		16.80			81.13	5.3	27.9	20	1.8
	11/28/05		17.33			80.60	5.3	21.4	236	2.3
	03/09/06		17.32			80.61	5.4	20.1	137	1.9
MW-10	03/06/04	97.71	17.56		1.07'	80.15				
	10/20/04		17.95	16.97	0.98	80.52	5.2	27.4	1139	1.1
	08/22/05		16.79		0.00	80.92	4.8	27.7	28	1.6
	11/28/05		16.83		0.00	80.88	5.8	21.1	129	1.5
	03/09/06		17.35		0.00	80.36	5.7	20.3	35	1.7
MW-11	03/06/04	97.60	15.96			81.64				
	10/20/04	Unable to Locate								
	08/22/05	Unable to Locate								
	11/28/05	Unable to Locate								
	03/09/06	Unable to Locate								
MW-12	03/06/04	99.68	17.90		0.30'	81.78				
	10/20/04		18.57	17.93	0.64	81.61	6.4	29.3	173	2.0
	08/22/05		17.65	sheen	0.00	82.03	6.4	27.3	232	2.5
	11/28/05		18.04		0.00	81.64	5.9	21.0	277	2.2
	03/09/06		Dry		0.00	Dry	5.9	Dry	Dry	Dry
MW-13	03/06/04	99.88	18.21			81.67				
	10/20/04		18.78			81.10	6.2	27.1	256	3.6
	08/22/05		18.37			81.51	5.6	26.8	28	3.8
	11/28/05		18.72			81.16	6.3	20.3	82	3.2
	03/09/06		18.92			80.96	5.5	19.8	51	3.1
MW-14	03/06/04	91.12	12.81			78.31				
	10/20/04		13.21			77.91	6.6	25.9	155	4.2
	08/22/05		12.91			78.21	5.9	28.4	86	4.0
	11/28/05		13.28			77.84	5.1	22.4	75	3.8
	03/09/06		12.61			78.51	5.8	20.9	61	3.6
MW-15	03/06/04	91.29	11.34			79.95				
	10/20/04		13.46			77.83	6.5	26.1	162	2.8
	08/23/05		11.81			79.48	5.9	29.2	45	2.9
	11/28/05		12.26			79.03	5.7	20.5	52	3.3
	03/09/06		13.02			78.27	5.4	20.2	51	3.5

Table 1

Groundwater Monitoring Data through March 9, 2006

Health Self Serve 2, Sumter, South Carolina, UST Permit #08932 Consultech Project # C-1383

Monitoring Well	Date	TOC Elevation	TOC to GW (ft-bgs)	TOC to FP (ft-bgs)	FP Thickness (ft.)	GW Elevation	pH	Temperature (C°)	Conductivity (µS/cm)	Dissolved O_2 (mg/L)
MW-16	03/06/04	94.15	13.02			81.13				
	10/20/04		11.84			82.31	6.3	29.2	13	3.3
	08/23/05		13.15			81.00	5.5	27.9	52	3.6
	11/28/05		13.74			80.41	6.0	21.5	61	3.5
	03/09/06		14.51			79.64	5.7	20.8	51	3.3
MW-18	03/06/04	92.29	13.39			78.90				
	10/20/04		13.80			78.49	6.7	28.4	46	3.0
	08/23/05		13.50			78.79	5.9	28.6	49	3.5
	11/28/05		13.87			78.42	5.5	22.1	41	3.6
	03/09/06		14.41			77.88	5.5	21.7	57	3.7
MW-19	03/06/04	76.76	4.45			72.31				
	10/20/04	Unable to Locate								
	08/23/05	Unable to Locate								
	11/28/05	76.76	5.87			70.89	5.7	21.6	62	3.7
	03/09/06	76.76	3.89			72.87	6.3	20.8	39	3.5
MW-20	03/06/04	76.16	2.71			73.45				
	10/20/04	Unable to Locate								
	08/23/05	Unable to Locate								
	11/28/05	76.16	6.14			70.02	6.4	21.4	69	3.8
	03/09/06	76.16	2.89			73.27	5.9	18.2	32	3.5
MW-21	03/06/04	73.49	0.70			72.79				
	10/20/04		1.22			72.27	6.8	23.1	334	5.6
	08/23/05	Unable to Locate								
	11/28/05	73.49	6.21			67.28	6.1	20.3	83	4.1
	03/09/06	73.49	1.71			71.78	6.4	19.7	147	3.8
MW-22	03/06/04	73.79	0.85			72.94				
	10/20/04		0.60			73.19	6.7	23.7	152	5.5
	08/23/05	Unable to Locate								
	11/28/05	73.79	5.88			67.91	6.2	21.7	73	3.9
	03/09/06	73.79	2.15			71.64	5.9	20.7	26	3.7
MW-23	03/06/04	73.06	0.10			72.96				
	10/20/04		0.60			72.46	6.9	24.0	265	3.9
	08/23/05	Unable to Locate								
	11/28/05	73.06	5.91			67.15	5.9	21.1	49	4.2
	03/09/06	73.06	2.02			71.04	5.9	20.6	34	3.9

Table 1

Groundwater Monitoring Data through March 9, 2006

Health Self Serve 2, Sumter, South Carolina, UST Permit #08932 Consultech Project # C-1383

Monitoring Well	Date	TOC Elevation	TOC to GW (ft-bgs)	TOC to FP (ft-bgs)	FP Thickness (ft.)	GW Elevation	pH	Temperature (C°)	Conductivity (µS/cm)	Dissolved O_2 (mg/L)
MW-24	03/06/04	72.25	0.08			72.17				
	10/20/04		0.60			71.65	7.0	23.5	308	4.2
	08/23/05	Unable to Locate								
	11/28/05	72.25	5.77			66.48	5.6	20.8	72	3.7
	03/09/06	Unable to Locate								
MW-25	03/06/04	95.48	10.08			85.40				
	10/20/04		10.61			84.87	6.8	25.2	113	4.0
	08/23/05		10.28			85.20	5.7	28.1	83	3.8
	11/28/05		9.78			85.70	6.4	21.4	86	3.6
	03/09/06		10.33			85.15	5.5	20.3	49	3.8
MW-26	03/06/04	83.42	5.51			77.91				
	10/20/04		5.56			77.86	6.7	23.9	192	3.5
	08/23/05	Unable to Locate								
	11/28/05	83.42	10.22			73.20	6.1	21.2	44	3.3
	03/09/06	83.42	5.19			78.23	5.5	20.8	219	3.6
MW-27	03/06/04	78.96	2.05			76.91				
	10/20/04		1.53			77.43	7.0	24.2	NM	6.0
	08/23/05	Unable to Locate								
	11/28/05	78.96	5.91			73.05	5.7	20.6	61	4.3
	03/09/06	78.96	1.68			77.28	6.3	19.6	149	4.0

Notes: (1) TOC for MW-2 is assumed to be at mid-height between MW-6 and MW-12.

NM = Not Measured

TABLE 2: Heath Self Serve 2
Chemicals of Concern in Groundwater
Groundwater Analytical Data Through March 9, 2006
SCDHEC UST Permit # 08932
Sumter, South Carolina - Consultech Project # C-1383

Well No.	Date	Benzene	Toluene	Ethyl-benzene	Xylenes	MTBE	Naphthalene	Total Mass
SSTL		78	84	140	212	5	5	
MW-2	03/06/04	78	84	140	212	5	5	524
	10/20/04	9,600	46,000	7,100	30,000	510	13,000	106,210
	08/22/05	390	100	270	480	31	50	1,321
	11/28/05	54	49	53	200	110	53	519
	03/09/06	8,600	43,000	3,900	22,000	2,500	270	80,270
MW-3	03/06/04	1	1	<1	7	<1	<5	16
	10/20/04	7.1	4.0	3.4	34	<1.0	<5.0	54.5
	08/22/05	<1	<1	<1	<1	<1	<5	10
	11/28/05	<5.0	9.4	<5.0	7.8	<5.0	<25	23.2
	03/09/06	<1.0	<1.0	<1.0	<1.0	<1.0	<5.0	10.0
SSTL		246	260,000	40,000	180,000	119	20,000	
MW-4	03/06/04	72,000	260,000	40,000	180,000	940,000	20,000	1,512,000
	10/20/04	72,000	260,000	40,000	180,000	940,000	20,000	1,512,000
	08/22/05	720	13,000	5,900	40,000	250	2,300	62,170
	11/28/05	590	1,200	89	4,100	150	180	6,309
	03/09/06	57	150	180	150	26	150	713
MW-5	03/06/04	<1	<1	<1	<1	<1	<5	10
	10/20/04	2.0	81	74	370	<1.0	74	602
	08/22/05	<10	120	170	990	<10	140	1421
	11/28/05	1.7	8.6	<1	50	<1	8.4	70
	03/09/06	<1.0	<1.0	<1.0	<1.0	<1.0	<5.0	10.0
SSTL		14	<1	3	8	3	5	
MW-6	03/06/04	14	<1	3	8	3	<5	34
	10/20/04	7,900	30,000	15,000	77,000	<250	9,100	139250
	08/22/05	200	56	39	130	<1	<5	675
	11/28/05	600	240	170	400	<100	<500	1660
	03/09/06	330	70	58	75	<10	<50	783
SSTL		7,620	260,000	40,000	180,000	85	20,000	
MW-7	03/06/04	72,000	260,000	40,000	180,000	940,000	20,000	1,512,000
	10/20/04	21,000	47,000	9,400	37,000	5,400	1,100	120900
	08/22/05	13,000	57,000	17,000	82,000	4,300	11,000	184300
	11/28/05	16,000	40,000	7,100	34,000	4,300	1,200	102600
	03/09/06	19,000	70,000	8,200	45,000	6,400	<1,000	148600

TABLE 2: Heath Self Serve 2
Chemicals of Concern in Groundwater
Groundwater Analytical Data Through March 9, 2006
SCDHEC UST Permit # 08932
Sumter, South Carolina - Consultech Project # C-1383

Well No.	Date	Benzene	Toluene	Ethyl-benzene	Xylenes	MTBE	Naphthalene	Total Mass
SSTL		3,307	260,000	40,000	180,000	57	20,000	
MW-8	03/06/04	72,000	260,000	40,000	180,000	940,000	20,000	1,512,000
	10/20/04	1,700	11,000	2,300	9,400	<25	1,000	25425
	08/22/05	6,000	30,000	6,600	32,000	200	1,700	76525
	1128/05	5,300	29,000	5,000	27,000	<200	<1000	66325
	03/09/06	1,800	13,000	2,800	17,000	<20	410	35035
SSTL		4,075	260,000	40,000	180,000	63	20,000	
MW-9	03/06/04	72,000	260,000	40,000	180,000	940,000	20,000	1,512,000
	10/20/04	20,000	48,000	9,800	50,000	590	10,000	138,390
	08/22/05	23,000	77,000	15,000	75,000	270	4,400	194,670
	11/28/05	190	350	45	230	<1.0	7.1	822
	03/09/06	22,000	60,000	3,800	24,000	170	560.0	110,530
SSTL		2,179	260,000	40,000	180,000	52	20,000	
MW-10	03/06/04	72,000	260,000	40,000	180,000	940,000	20,000	1,512,000
	10/20/04	72,000	260,000	40,000	180,000	940,000	20,000	1,512,000
	08/22/05	20,000	34,000	34,000	25,000	250	9,900	123,150
	11/28/05	21,000	62,000	16,000	76,000	<200	3,500	178,500
	03/09/06	17,000	40,000	3,100	19,000	<500	<2500	79,100
SSTL		<1	2	1	11	<1	<5	
MW-11	03/06/04	<1	2	1	11	<1	<5	21
	10/20/04	Not Found						21
	08/22/05	Not Found						21
	11/28/05	Not Found						21
	03/09/06	Not Found						21
SSTL		6,865	260,000	40,000	180,000	80	20,000	
MW-12	03/06/04	72,000	260,000	40,000	180,000	940,000	20,000	1,512,000
	10/20/04	72,000	260,000	40,000	180,000	940,000	20,000	1,512,000
	08/22/05	4,100	44,000	15,000	75,000	250	7,800	146,150
	11/28/05	5,400	46,000	16,000	81,000	<200	4,100	152,500
	03/09/06	Dry	Dry	Dry	Dry	Dry	Dry	152,500
MW-13	03/06/04	<1	<1	<1	<1	<1	<5	10
	10/20/04	<1	1.9	<1	1.7	<1	<5	12
	08/22/05	<1	<1	<1	<1	<1	<5	10
	11/28/05	1.7	2.7	1.9	6.6	<1	<5	18
	03/09/06	<1	<1	<1	3.6	<1	<5	13

TABLE 2: Heath Self Serve 2
Chemicals of Concern in Groundwater
Groundwater Analytical Data Through March 9, 2006
SCDHEC UST Permit # 08932
Sumter, South Carolina - Consultech Project # C-1383

Well No.	Date	Benzene	Toluene	Ethyl-benzene	Xylenes	MTBE	Naphthalene	Total Mass
SSTL		68	<1	4	21	<1	<5	
MW-14	03/06/04	68	<1	4	21	<1	<5	100
	10/20/04	<1	2.2	<1	1.4	<1	<5	12
	08/22/05	<1	<1	<1	<1	<1	<5	10
	11/28/05	<1	1	<1	1	<1	<5	10
	03/09/06	<1	<1	<1	<1	<1	<5	10
MW-15	03/06/04	<1	<1	<1	<1	<1	<5	10
	10/20/04	<1	2.1	<1	2.3	<1	<5	12
	08/23/05	<1	2.2	1.2	7.1	<1	<5	18
	11/28/05	<1	1.7	<1	1.6	<1	<5	11
	03/09/06	<1	<1	<1	1.5	1.6	<5	12
MW-16	03/06/04	<1	<1	<1	<1	<1	<5	10
	10/20/04	<1	2.4	<1	1.6	<1	<5	12
	08/23/05	<1	<1	<1	1.2	<1	<5	12
	11/28/05	<1	1.5	<1	1.5	<1	<5	11
	03/09/06	<1	<1	<1	3.4	1.2	<5	11
MW-18	03/06/04	<1	<1	<1	<1	<1	<5	10
	10/20/04	<1	2.3	<1	1.3	<1	<5	12
	08/23/05	<1	<1	<1	<1	<1	<5	10
	11/28/05	<1	<1	<1	<1	<1	<5	10
	03/09/06	<1	1.3	<1	1.0	<1	<5	10
SSTL		31	<1	<1	16	40	<5	
MW-19	03/06/04	166	<1	<1	16	196	<5	385
	10/20/04	Not Found						385
	08/23/05	Not Found						385
	11/28/05	<1	3.8	<1	10.0	<1	<5	24
	03/09/06	34	<1	<1	<1	3.7	<5	38
SSTL		26	2	<1	35	40	<5	
MW-20	03/06/04	1,760	2	<1	35	80	<5	1883
	10/20/04	Not Found						1883
	08/23/05	Not Found						1883
	11/28/05	<1	<1	<1	<1	<1	<5	10
	03/09/06	1,300	1.9	<1	9.9	<1	74	1,386

TABLE 2: Heath Self Serve 2
Chemicals of Concern in Groundwater
Groundwater Analytical Data Through March 9, 2006
SCDHEC UST Permit # 08932
Sumter, South Carolina - Consultech Project # C-1383

Well No.	Date	Benzene	Toluene	Ethyl-benzene	Xylenes	MTBE	Naphthalene	Total Mass
SSTL		<1	<1	<1	<1	<1	<5	
MW-21	03/06/04	<1	<1	<1	<1	<1	<5	10
	10/20/04	<1	1.9	<1	<1	<1	<5	11
	08/23/05	Not Found						11
	11/28/05	<1	<1	<1	<1	<1	<5	10
	03/09/06	<1	<1	<1	1.5	<1	<5	10
MW-22	03/06/04	<1	<1	<1	<1	<1	<5	10
	10/20/04	<1	1.9	<1	<1	<1	<5	11
	08/23/05	Not Found						11
	11/28/05	<1	<1	<1	<1	<1	<5	10
	03/09/06	<1	<1	<1	2.5	<1	<5	10
MW-23	03/06/04	<1	<1	<1	<1	<1	<5	10
	10/20/04	<1	1.0	<1	<1	<1	<5	10
	08/23/05	Not Found						10
	11/28/05	<1	<1	<1	<1	<1	<5	10
	03/09/06	<1	<1	<1	1.5	<1	<5	10
MW-24	03/06/04	<1	<1	<1	<1	<1	<5	10
	10/20/04	<1	<1	<1	<1	<1	<5	10
	08/23/05	Not Found						10
	11/28/05	<1	1.6	<1	2.1	<1	<5	12
	03/09/06	could	not	locate				12
MW-25	03/06/04	<1	<1	<1	<1	<1	<5	10
	10/20/04	<1	1.7	<1	<1	<1	<5	11
	08/23/05	<1	<1	<1	<1	<1	<5	10
	11/28/05	<1	<1	<1	<1	<1	<5	10
	03/09/06	<1	4.9	<1	4.3	<1	<5	16
MW-26	03/06/04	<1	<1	<1	<1	<1	<5	10
	10/20/04	<1	3.5	<1	2.9	<1	<5	14
	08/23/05	Not Found						14
	11/28/05	<1	<1	<1	<1	<1	<5	10
	03/09/06	<1	<1	<1	<1	<1	<5	10

TABLE 2: Heath Self Serve 2
Chemicals of Concern in Groundwater
Groundwater Analytical Data Through March 9, 2006
SCDHEC UST Permit # 08932
Sumter, South Carolina - Consultech Project # C-1383

Well No.	Date	Benzene	Toluene	Ethyl-benzene	Xylenes	MTBE	Naphthalene	Total Mass
SSTL		<1	<1	<1	<1	1	<5	
MW-27	03/06/04	<1	<1	<1	<1	1	<5	10
	10/20/04	<1	2.1	<1	2.2	<1	<5	14
	08/23/05	Not Found						14
	11/28/05	<1	<1	<1	1.0	<1	<5	10
	03/09/06	<1	<1	<1	2.5	<1	<5	11
SSTL Mass	03/06/04	24,512	1,560,093	240,152	1,080,305	548	120,040	3,025,650
Initial Mass	03/06/04	434,089	1,560,093	240,152	1,080,305	5,640,288	120,040	9,074,967
	10/20/04	257,321	962,109	163,690	743,822	2,826,789	94,339	5,048,071
	08/23/05	69,336	255,156	93,980	330,660	5,831	37,290	792,253
	11/28/05	49,140	178,846	44,461	222,944	5,265	10,565	511,221
Current Mass	03/09/06	70,121	226,227	22,038	127,249	8,906	4,964	459,505
% Decrease	3/04 to 10/04	40.72%	38.33%	31.84%	31.15%	49.88%	21.41%	44.37%
% Decrease	3/04 to 8/05	84.03%	83.64%	60.87%	69.39%	99.90%	68.94%	91.27%
% Decrease	3/04 to 11/05	88.68%	88.54%	81.49%	79.36%	99.91%	91.20%	94.37%
% Decrease	3/04 to 3/06	83.85%	85.50%	90.82%	88.22%	99.84%	95.86%	94.94%

NS - Not Sampled - Wells were either unaccessible or not found

Table 3
Mass Reduction Calculations Through March 9, 2006
Health Self Serve 2, Sumter, SC
SCDHEC UST Permit #08932 - Consultech Project # C-1383

		Benzene	Toluene	Ethylbenzene	Xylenes	MTBE	Naphthalene	Mass>SSTL
MW-2	SSTL	**78**	**84**	**140**	**212**	**5**	**5**	
	Initial	78	84	140	212	5	5	
03/09/06	Subsequent	8,600	43,000	3,900	22,000	2,500	270	
	Initial > SSTL	0	0	0	0	0	0	0
	Subsequent > SSTL	8,522	42,916	3,760	21,788	2,495	265	79,746
MW-4	SSTL	**246**	**260,000**	**40,000**	**180,000**	**119**	**20,000**	
	Initial	72,000	260,000	40,000	180,000	940,000	20,000	
03/09/06	Subsequent	57	150	180	150	26	150	
	Initial > SSTL	71,754	0	0	0	939,881	0	1,011,635
	Subsequent > SSTL	0	0	0	0	0	0	0
MW-6	SSTL	**14**	**1**	**3**	**8**	**3**	**5**	
	Initial	14	1	3	8	3	5	
03/09/06	Subsequent	330	70	58	75	10	50	
	Initial > SSTL	0	0	0	0	0	0	0
	Subsequent > SSTL	316	69	55	67	7	45	559
MW-7	SSTL	**7,620**	**260,000**	**40,000**	**180,000**	**85**	**20,000**	
	Initial	72,000	260,000	40,000	180,000	940,000	20,000	
03/09/06	Subsequent	19,000	70,000	8,200	45,000	6,400	1,000	
	Initial > SSTL	64,380	0	0	0	939,915	0	1,004,295
	Subsequent > SSTL	11,380	0	0	0	6,315	0	17,695
MW-8	SSTL	**3,307**	**260,000**	**40,000**	**180,000**	**57**	**20,000**	
	Initial	72,000	260,000	40,000	180,000	940,000	20,000	
03/09/06	Subsequent	1,800	13,000	2,800	17,000	20	410	
	Initial > SSTL	68,693	0	0	0	939,943	0	1,008,636
	Subsequent > SSTL	0	0	0	0	0	0	0
MW-9	SSTL	**4,075**	**260,000**	**40,000**	**180,000**	**63**	**20,000**	
	Initial	72,000	260,000	40,000	180,000	940,000	20,000	
03/09/06	Subsequent	22,000	60,000	3,800	24,000	170	560	
	Initial > SSTL	67,925	0	0	0	939,937	0	1,007,862
	Subsequent > SSTL	17,925	0	0	0	107	0	18,032
MW-10	SSTL	**2,179**	**260,000**	**40,000**	**180,000**	**52**	**20,000**	
	Initial	72,000	260,000	40,000	180,000	940,000	20,000	
03/09/06	Subsequent	17,000	40,000	3,100	19,000	500	2,500	
	Initial > SSTL	69,821	0	0	0	939,948	0	1,009,769
	Subsequent > SSTL	14,821	0	0	0	448	0	15,269
MW-11	SSTL	**1**	**2**	**1**	**11**	**1**	**5**	
	Initial	1	2	1	11	1	5	
10/20/04	Subsequent	1	2	1	11	1	5	
	Initial > SSTL	0	0	0	0	0	0	0
	Subsequent > SSTL	0	0	0	0	0	0	0
MW-12	SSTL	**6,865**	**260,000**	**40,000**	**180,000**	**80**	**20,000**	
	Initial	72,000	260,000	40,000	180,000	940,000	20,000	
11/28/05	Subsequent	5,400	46,000	16,000	81,000	200	4,100	
	Initial > SSTL	65,135	0	0	0	939,920	0	1,005,055
	Subsequent > SSTL	0	0	0	0	120	0	120

Table 3
Mass Reduction Calculations Through March 9, 2006
Health Self Serve 2, Sumter, SC
SCDHEC UST Permit #08932 - Consultech Project # C-1383

		Benzene	Toluene	Ethylbenzene	Xylenes	MTBE	Naphthalene	Mass>SSTL
MW-14	SSTL	**68**	**1**	**4**	**21**	**1**	**5**	
	Initial	68	1	4	21	1	5	
03/09/06	Subsequent	1	1.0	1	1.0	1	5	
	Initial > SSTL	0	0	0	0	0	0	0
	Subsequent > SSTL	0	0	0	0	0	0	0
MW-19	SSTL	**31**	**1**	**1**	**16**	**40**	**5**	
	Initial	166	1	1	16	196	5	
03/09/06	Subsequent	34	1	1	1	4	5	
	Initial > SSTL	135	0	0	0	156	0	291
	Subsequent > SSTL	3	0	0	0	0	0	3
MW-20	SSTL	**26**	**2**	**1**	**35**	**40**	**5**	
	Initial	1,760	2	1	35	80	5	
03/09/06	Subsequent	1,300	2	1	10	1	74	
	Initial > SSTL	1,729	1	0	19	40	0	1,789
	Subsequent > SSTL	1,269	1	0	0	0	69	1,339
MW-21	SSTL	**1**	**1**	**1**	**1**	**1**	**5**	
	Initial	1	1	1	1	1	5	
03/09/06	Subsequent	1	1.0	1	2	1	5	
	Initial > SSTL	0	0	0	0	0	0	0
	Subsequent > SSTL	0	0	0	1	0	0	1
MW-27	SSTL	**1**	**1**	**1**	**1**	**1**	**5**	
	Initial	1	1	1	1	1	5	
03/09/06	Subsequent	1	1.0	1	2.5	1	5	
	Initial > SSTL	0	0	0	0	0	0	0
	Subsequent > SSTL	0	0	0	2	0	0	2

Total	Initial > SSTL	6,049,623
	Subsequent > SSTL	132,768

Percent Mass Reduction= $\frac{\text{(Initial>STTL)-(Subsequent>SSTL)}}{\text{(Initial>SSTL)}}$ **97.81%**

FIGURES

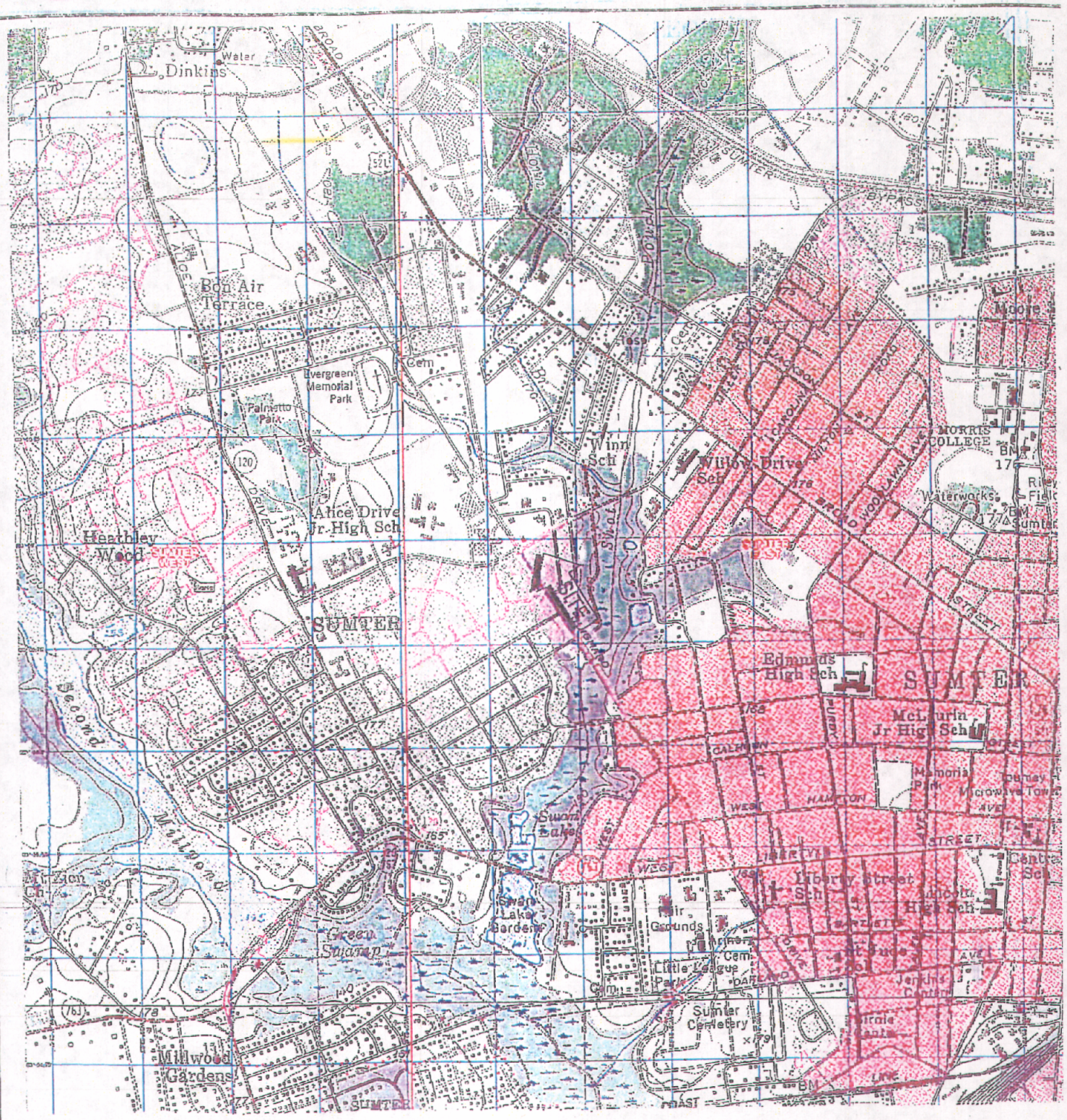

SUMTER, SOUTH CAROLINA QUADRANGLE MAP, 7.5 MINUTE SERIES, U.S. GEOLOGIC SURVEY

SCALE 1 : 24,000

0 2,000 4,000

QUADRANGLE LOCATIC

DRAWN: L.B.I.	DATE: 10/12/04
REV.: 08932	
PROJECT: HEATH SELF SERVE 2	
PROJECT No.: C-1383	
LOCATION: SUMTER, SOUTH CAROLINA	

FIGURE 1
SITE TOPOGRAPHIC MAP

CONSULTECH ENVIRONMENTAL,

Environmental Consul and Engineering

© 1999

Delivering innovative solutions to today's environmental con

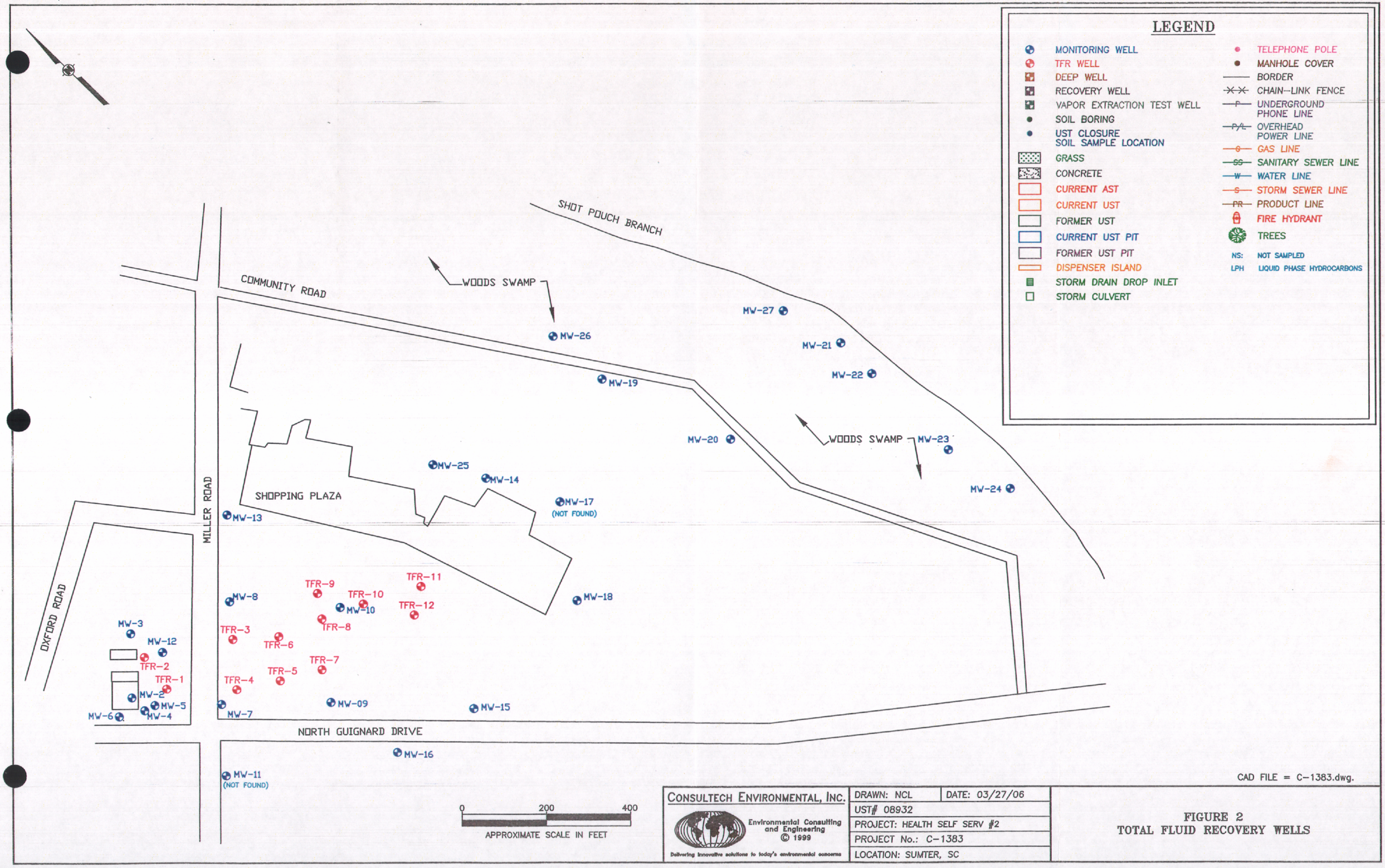

CAD FILE = C-1383.dwg.

CONSULTECH ENVIRONMENTAL, INC.

Environmental Consulting and Engineering © 1999

Delivering innovative solutions to today's environmental concerns

DRAWN: NCL	DATE: 03/27/06
UST# 08932	
PROJECT: HEALTH SELF SERV #2	
PROJECT No.: C-1383	
LOCATION: SUMTER, SC	

FIGURE 2
TOTAL FLUID RECOVERY WELLS

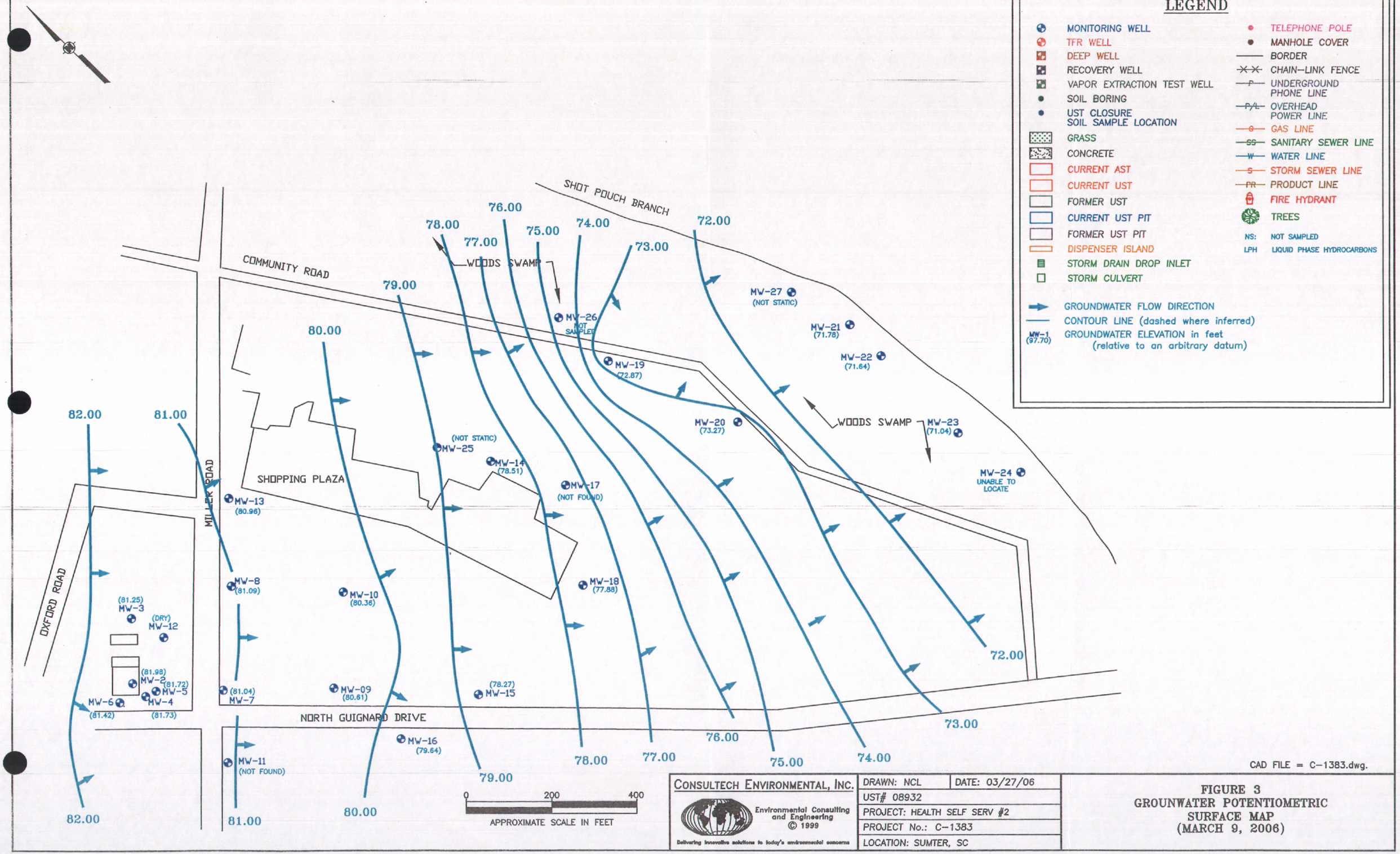

LEGEND

- MONITORING WELL
- TFR WELL
- DEEP WELL
- RECOVERY WELL
- VAPOR EXTRACTION TEST WELL
- SOIL BORING
- UST CLOSURE SOIL SAMPLE LOCATION
- GRASS
- CONCRETE
- CURRENT AST
- CURRENT UST
- FORMER UST
- CURRENT UST PIT
- FORMER UST PIT
- DISPENSER ISLAND
- STORM DRAIN DROP INLET
- STORM CULVERT
- TELEPHONE POLE
- MANHOLE COVER
- BORDER
- CHAIN–LINK FENCE
- UNDERGROUND PHONE LINE
- OVERHEAD POWER LINE
- GAS LINE
- SANITARY SEWER LINE
- WATER LINE
- STORM SEWER LINE
- PRODUCT LINE
- FIRE HYDRANT
- TREES

NS: NOT SAMPLED
LPH LIQUID PHASE HYDROCARBONS

GROUNDWATER FLOW DIRECTION
CONTOUR LINE (dashed where inferred)
MW-1 (97.70) GROUNDWATER ELEVATION in feet (relative to an arbitrary datum)

CAD FILE = C–1383.dwg.

CONSULTECH ENVIRONMENTAL, INC.	DRAWN: NCL | DATE: 03/27/06
Environmental Consulting and Engineering © 1999	UST# 08932
Delivering innovative solutions to today's environmental concerns	PROJECT: HEALTH SELF SERV #2
	PROJECT No.: C–1383
	LOCATION: SUMTER, SC

FIGURE 3
GROUNWATER POTENTIOMETRIC SURFACE MAP
(MARCH 9, 2006)

WATER SAMPLE LOCATION
DATE COLLECTED

B	BENZENE CONCENTRATION in ug/l
T	TOLUENE CONCENTRATION in ug/l
E	ETHYLBENZENE CONCENTRATION in ug/l
X	XYLENES CONCENTRATION in ug/l
M	MTBE CONCENTRATION in mg/l
N	NAPHTHALENE CONCENTRATION in mg/l

LEGEND

- MONITORING WELL
- TFR WELL
- DEEP WELL
- RECOVERY WELL
- VAPOR EXTRACTION TEST WELL
- SOIL BORING
- UST CLOSURE SOIL SAMPLE LOCATION
- GRASS
- CONCRETE
- CURRENT AST
- CURRENT UST
- FORMER UST
- CURRENT UST PIT
- FORMER UST PIT
- DISPENSER ISLAND
- STORM DRAIN DROP INLET
- STORM CULVERT
- TELEPHONE POLE
- MANHOLE COVER
- BORDER
- CHAIN-LINK FENCE
- UNDERGROUND PHONE LINE
- OVERHEAD POWER LINE
- GAS LINE
- SANITARY SEWER LINE
- WATER LINE
- STORM SEWER LINE
- PRODUCT LINE
- FIRE HYDRANT
- TREES

NS: NOT SAMPLED
LPH LIQUID PHASE HYDROCARBONS

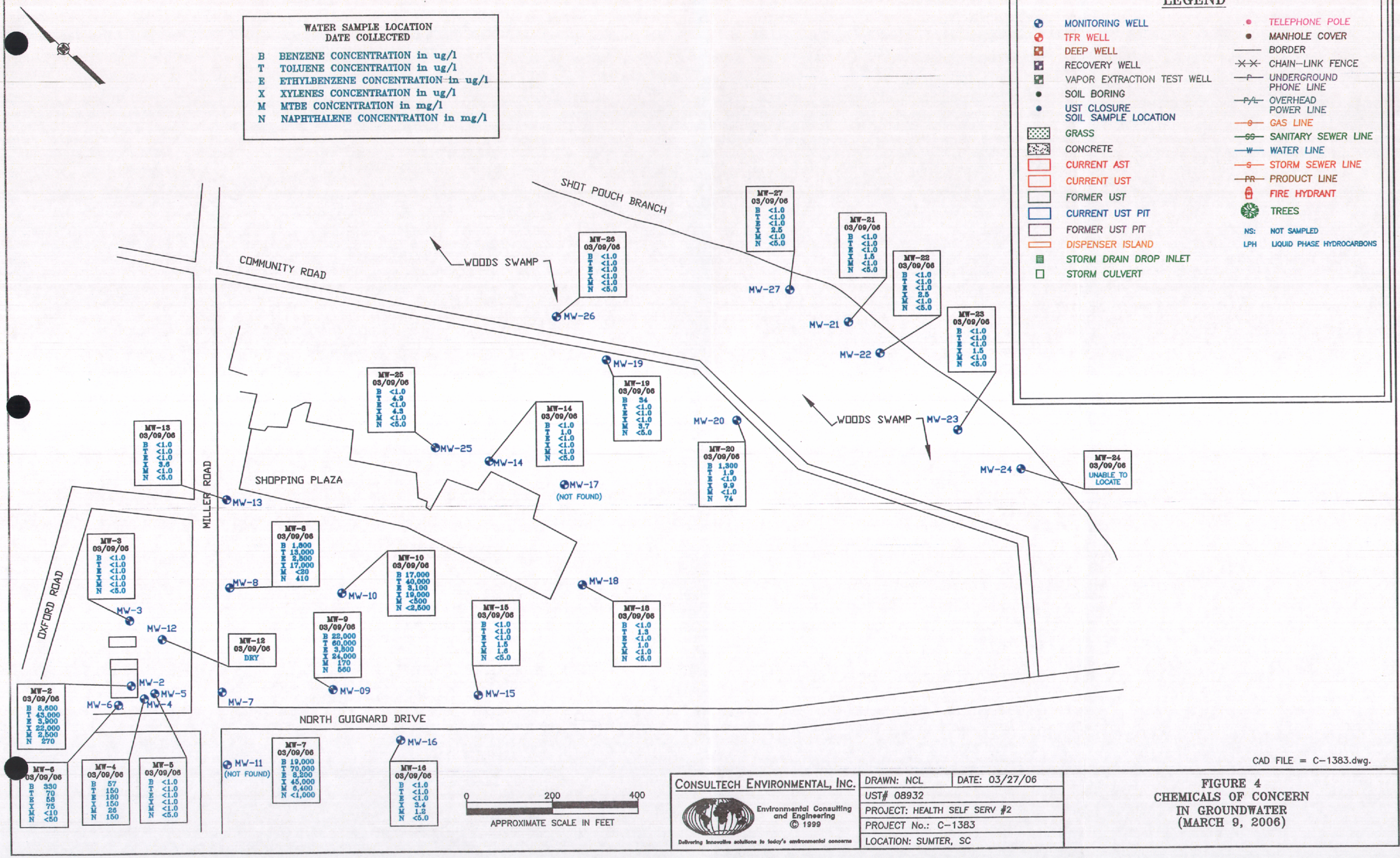

CAD FILE = C-1383.dwg.

CONSULTECH ENVIRONMENTAL, INC.
Environmental Consulting and Engineering
© 1999
Delivering innovative solutions to today's environmental concerns

DRAWN: NCL	DATE: 03/27/06
UST# 08932	
PROJECT: HEALTH SELF SERV #2	
PROJECT No.: C-1383	
LOCATION: SUMTER, SC	

FIGURE 4
CHEMICALS OF CONCERN IN GROUNDWATER (MARCH 9, 2006)

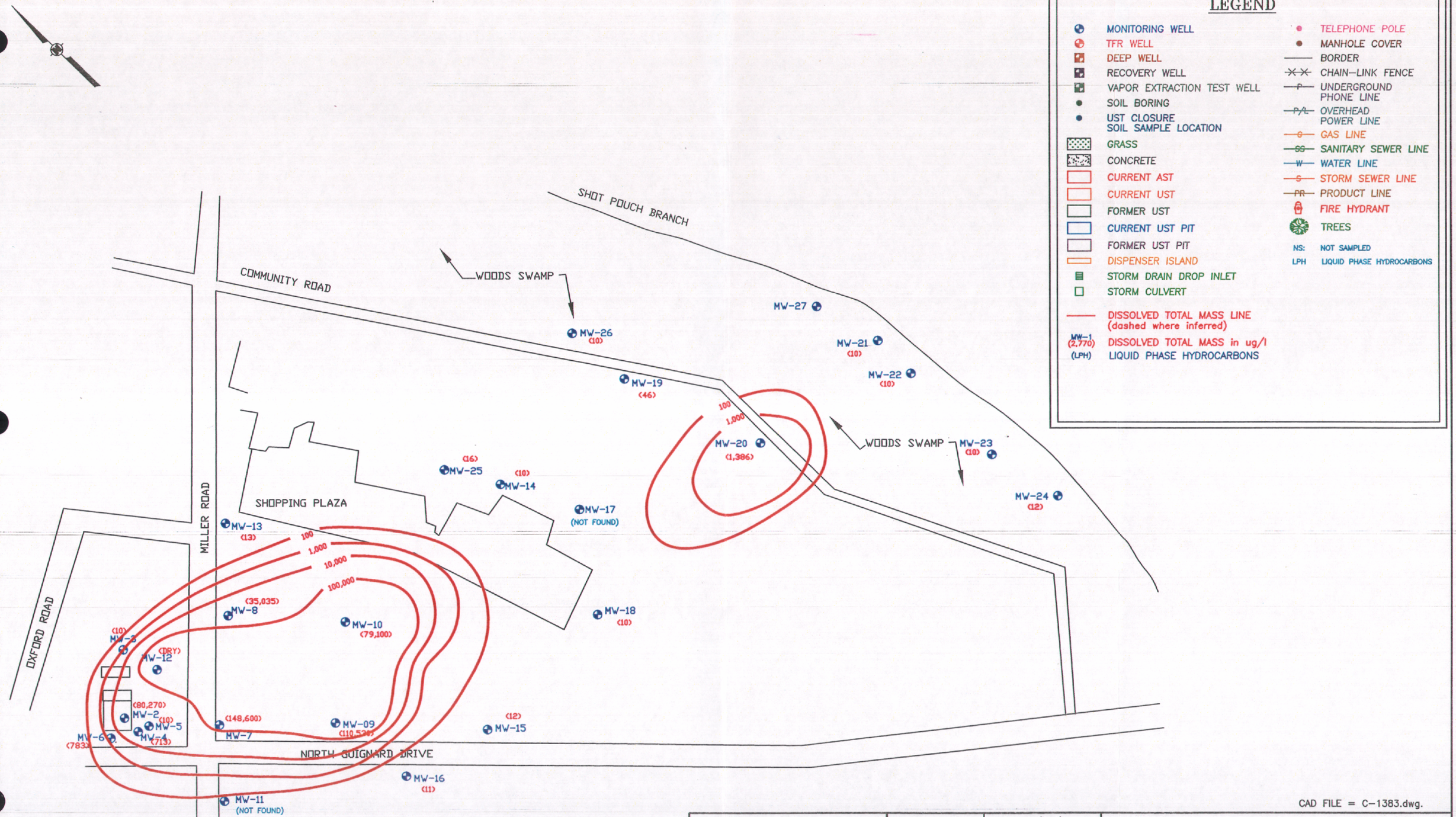

LEGEND

- MONITORING WELL
- TFR WELL
- DEEP WELL
- RECOVERY WELL
- VAPOR EXTRACTION TEST WELL
- SOIL BORING
- UST CLOSURE SOIL SAMPLE LOCATION
- GRASS
- CONCRETE
- CURRENT AST
- CURRENT UST
- FORMER UST
- CURRENT UST PIT
- FORMER UST PIT
- DISPENSER ISLAND
- STORM DRAIN DROP INLET
- STORM CULVERT
- DISSOLVED TOTAL MASS LINE (dashed where inferred)
- MW-1 (2,770) DISSOLVED TOTAL MASS in ug/l
- (LPH) LIQUID PHASE HYDROCARBONS
- TELEPHONE POLE
- MANHOLE COVER
- BORDER
- CHAIN-LINK FENCE
- -P- UNDERGROUND PHONE LINE
- -P/L- OVERHEAD POWER LINE
- -G- GAS LINE
- -SS- SANITARY SEWER LINE
- -W- WATER LINE
- -S- STORM SEWER LINE
- -PR- PRODUCT LINE
- FIRE HYDRANT
- TREES

NS: NOT SAMPLED
LPH LIQUID PHASE HYDROCARBONS

CAD FILE = C-1383.dwg.

CONSULTECH ENVIRONMENTAL, INC.
Environmental Consulting and Engineering
© 1999
Delivering innovative solutions to today's environmental concerns

DRAWN: NCL	DATE: 03/27/06
UST# 08932	
PROJECT: HEALTH SELF SERV #2	
PROJECT No.: C-1383	
LOCATION: SUMTER, SC	

FIGURE 5
TOTAL MASS
ISOCONCENTRATION MAP
(MARCH 9, 2006)

FIGURE 6

Groundwater Elevations vs Time

Heath Self Serve #2 Sumter, SC

SCDHEC Facility ID # 08932- Consultech Project C-1383

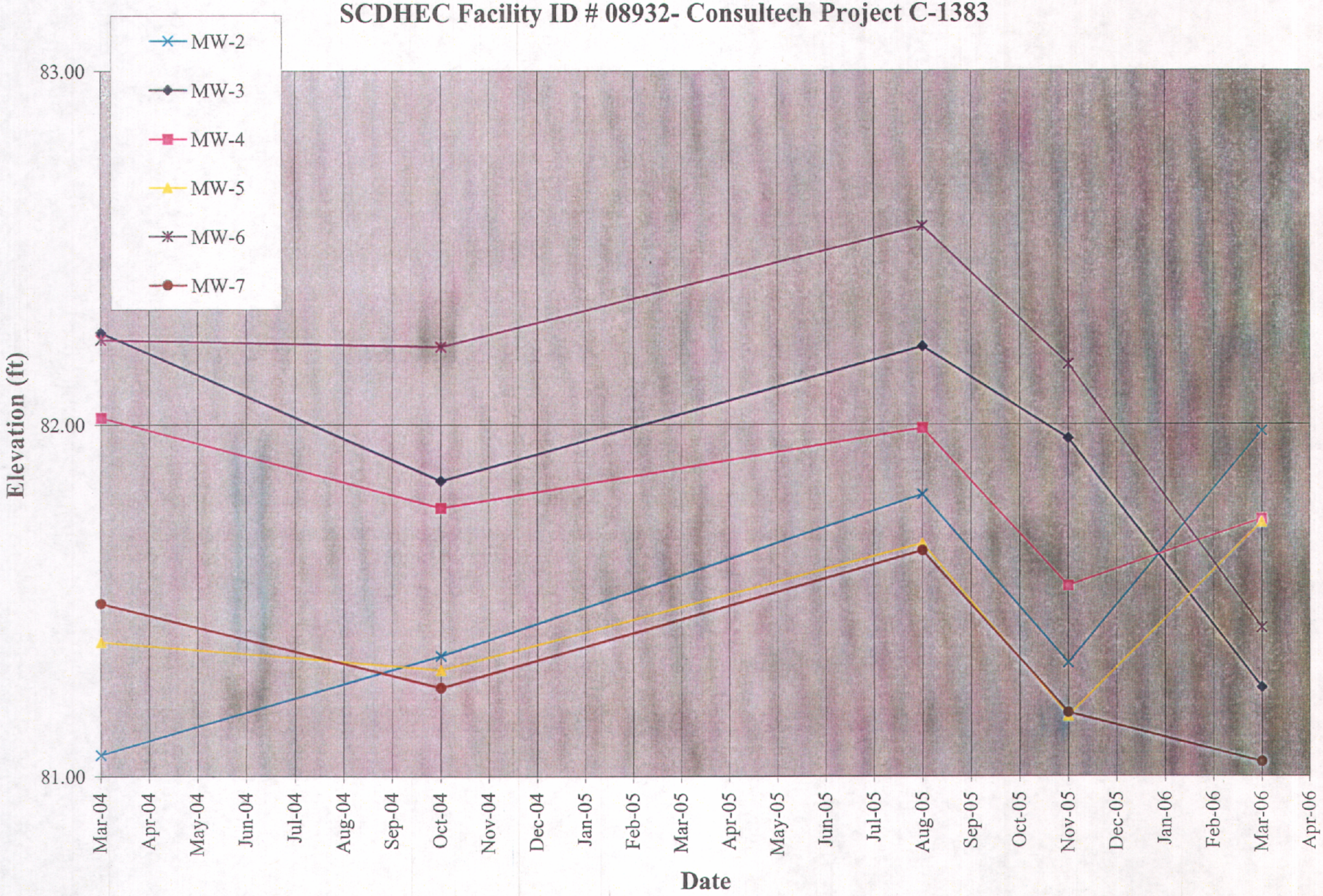

FIGURE 7

Groundwater Elevations vs Time
Heath Self Serve #2, Sumter, SC
SCDHEC Facility ID # 08932- Consultech Project C-1383

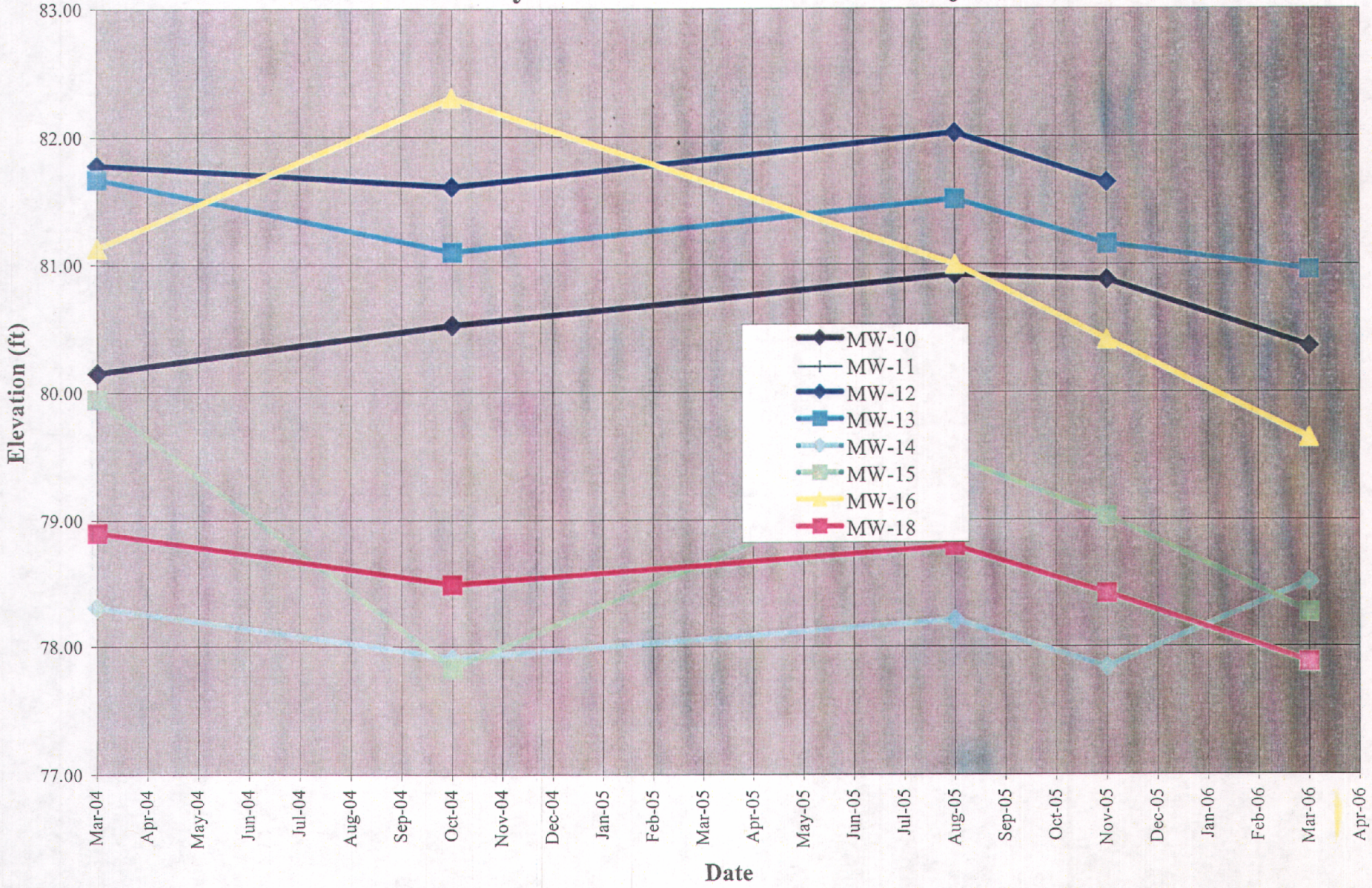

FIGURE 8

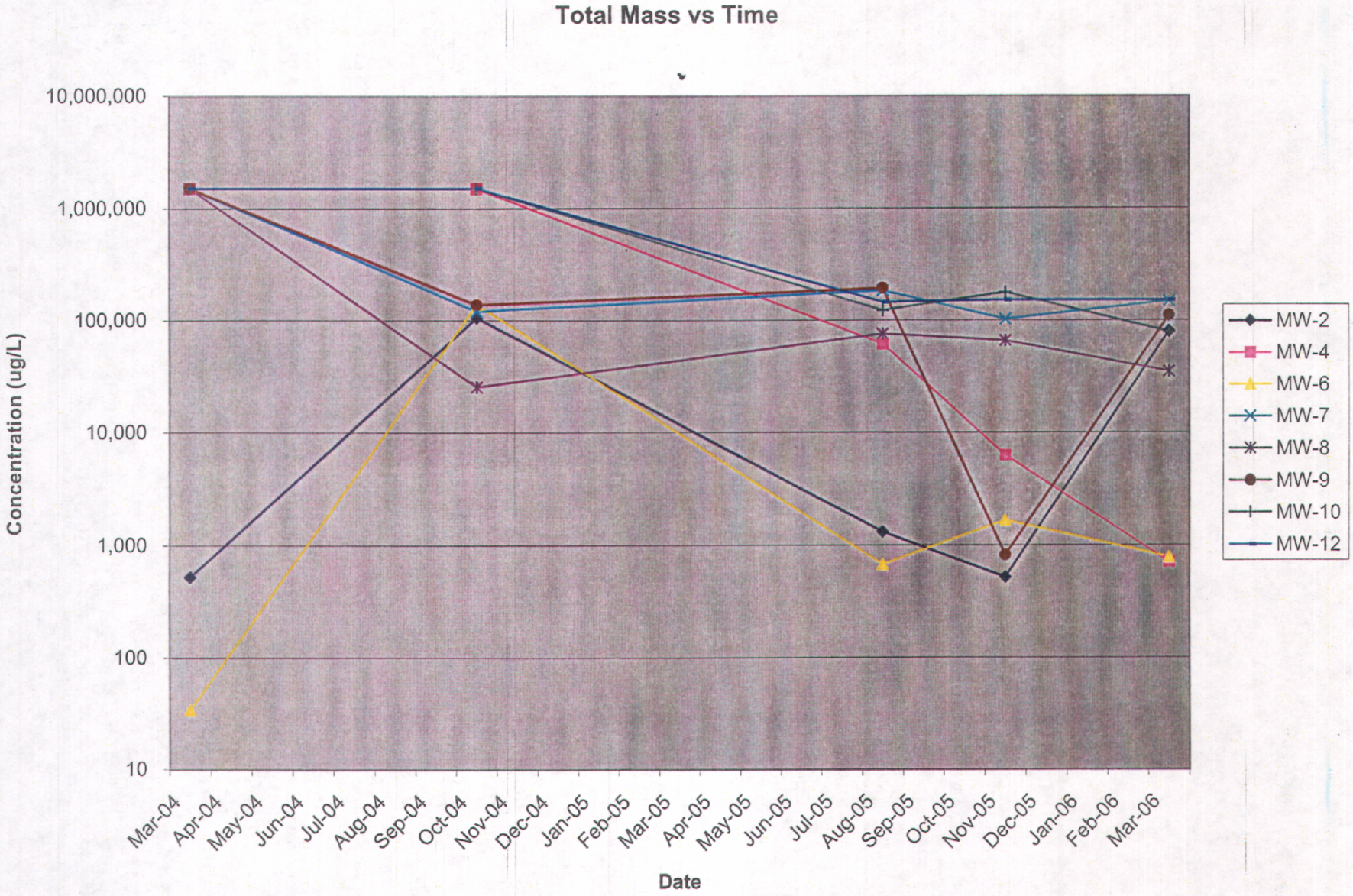
Total Mass vs Time
Concentration (ug/L)
10,000,000
1,000,000
100,000
10,000
1,000
100
10
Mar-04
Apr-04
May-04
Jun-04
Jul-04
Aug-04
Sep-04
Oct-04
Nov-04
Dec-04
Jan-05
Feb-05
Mar-05
Apr-05
May-05
Jun-05
Jul-05
Aug-05
Sep-05
Oct-05
Nov-05
Dec-05
Jan-06
Feb-06
Mar-06
Date
MW-2
MW-4
MW-6
MW-7
MW-8
MW-9
MW-10
MW-12

APPENDIX 1

GROUNDWATER LABORATORY ANALYTICAL RESULTS

APPENDIX 2

WASTE DISPOSAL MANIFEST

Please print or type
(Form designed for use on elite (12-pitch) typewriter)

NON-HAZARDOUS WASTE MANIFEST

1. Generator's US EPA ID No.:
Manifest Doc. No.: 0.0.0.0.1
2. Page 1 of 1:

GENERATOR

3. Generator's Name and Mailing Address: Environmental Contracting Services
3415 Hawkins Ave
Sanford, NC, 27330
4. Generator's Phone: (919) 775-1327

5. Transporter 1 Company Name: Environmental Contracting Services
6. US EPA ID Number: NC.0.9.9.1.3.0.2.5.6.1
A. Transporter's Phone: 919-775-1327

7. Transporter 2 Company Name:
8. US EPA ID Number:
B. Transporter's Phone:

9. Designated Facility Name and Site Address:
U.S. Filter
2115 Speedrail Court
Concord, NC;
10. US EPA ID Number:
C. Facility's Phone: 704-455-1333

11. Waste Shipping Name and Description	12. Containers No.	12. Containers Type	13. Total Quantity	14. Unit Wt/Vol
a. Non Reg Wastewater	0.0.1	T	3300	G
b.				
c.				
d.				

D. Additional Descriptions for Materials Listed Above:

E. Handling Codes for Wastes Listed Above:

15. Special Handling Instructions and Additional Information:
(Job) C-1383 -

16. GENERATOR'S CERTIFICATION: I certify the materials described above on this manifest are not subject to federal regulations for reporting proper disposal of Hazardous Waste.
Printed/Typed Name: John Klein
Signature: John W Klein (AGENT for)
Month: 02 Day: 23 Year: 06

TRANSPORTER

17. Transporter 1 Acknowledgement of Receipt of Materials
Printed/Typed Name: Timothy Spahr
Signature:
Month: 02 Day: 23 Year: 06

18. Transporter 2 Acknowledgement of Receipt of Materials
Printed/Typed Name:
Signature:
Month: Day: Year:

FACILITY

19. Discrepancy Indication Space:

20. Facility Owner or Operator: Certification of receipt of waste materials covered by this manifest except as noted in Item 19.
Printed/Typed Name: Shawn Helms
Signature:
Month: 02 Day: 23 Year: 06

D H E C

PROMOTE PROTECT PROSPER

C. Earl Hunter, Commissioner

Promoting and protecting the health of the public and the environment.

APR 05 2006

JAMES C BURNS JR & IDA B SUTTON
103 BURNS DR
SUMTER SC 29150

Re: HQ Heath Self Serve 2, 501 N Guignard Dr., Sumter, SC
UST Permit #08932; CA# 21908
Bid #SB-25841-6/24/04-EMW; PO #548324
Quarterly Monitoring Report received March 29, 2006
Property located at Tax Map #2291603037 & 2291603038
Sumter County

Dear Mr. Burns & Ms. Sutton:

As you are aware, gasoline constituents have been identified in the soil and groundwater at the referenced facility. Cleanup is warranted to protect human health and the environment. Consultech Environmental, Inc. has been retained on behalf of Coca-Cola Bottling Company to respond to the petroleum release. Consultech has submitted the quarterly monitoring report that provides and overview of corrective action activities to date.

If there are any questions concerning this project, please contact me at (803) 896-6397, via email at thomadl@dhec.sc.gov or by fax at (803) 896-6245.

Sincerely,

Debra L. Thoma

Debra L. Thoma, Hydrogeologist
Northeastern SC Corrective Action Section
Assessment & Corrective Action Division
Underground Storage Tank Program
Bureau of Land & Waste Management

Enc.: Quarterly Monitoring Report

cc: Technical File

UST PROGRAM
DOCKETING # 90T

D H E C

PROMOTE PROTECT PROSPER

C. Earl Hunter, Commissioner

Promoting and protecting the health of the public and the environment.

APR 05 2006

KENNETH BROOKE
CONSULTECH ENVIRONMENTAL INC
1800 MACLEOD DR STE F
LAWRENCEVILLE GA 30043

Re: HQ Heath Self Serve 2, 501 N Guignard Dr., Sumter, SC
UST Permit #08932; CA# 21908
Bid #SB-25841-6/24/04-EMW; PO #548324
Quarterly Monitoring Report received March 29, 2006
Sumter County

Dear Mr. Brooke:

The UST Program has reviewed the submitted monitoring report. The UST Program is pleased with the progress of the corrective action to date, which includes the removal of the free-phase product from the site. Please find enclosed the analytical results from the split-samples collected March 9, 2006. The next quarterly monitoring report should be submitted on or before June 21, 2006.

If there are any questions concerning this project, please contact me at (803) 896-6397, via email at thomadl@dhec.sc.gov or by fax at (803) 896-6245.

Sincerely,

Debra L. Thoma

Debra L. Thoma, Hydrogeologist
Northeastern SC Corrective Action Section
Assessment & Corrective Action Division
Underground Storage Tank Program
Bureau of Land & Waste Management

Enc: Analytical Results

cc: Technical File

D H E C

PROMOTE PROTECT PROSPER

C. Earl Hunter, Commissioner

Promoting and protecting the health of the public and the environment.

APR 05 2006

DOUG LEONARD
COCA COLA BOTTLING COMPANY
PO BOX 31487
CHARLOTTE NC 28231-1487

Re: HQ Heath Self Serve 2, 501 N Guignard Dr., Sumter, SC
UST Permit #08932; CA# 21908
Bid #SB-25841-6/24/04-EMW; PO #548324
Quarterly Monitoring Report received March 29, 2006
Sumter County

Dear Mr. Leonard:

As you may be aware, gasoline constituents have been identified in the soil and groundwater at the referenced facility. To protect human health, Consultech Environmental has been retained your behalf to initiate corrective action of the impacted groundwater by reducing the concentration of gasoline constituents to acceptable levels using extraction of water and free product combined with the injection of ambient air into the subsurface. Consultech has submitted the quarterly monitoring report that provides and overview of corrective action activities to date.

If there are any questions concerning this project, please contact me at (803) 896-6397, via email at thomadl@dhec.sc.gov or by fax at (803) 896-6245.

Sincerely,

Debra L. Thoma

Debra L. Thoma, Hydrogeologist
Northeastern SC Corrective Action Section
Assessment & Corrective Action Division
Underground Storage Tank Program
Bureau of Land & Waste Management

Enc.: Quarterly Monitoring Report

cc: Technical File

CONSULTECH ENVIRONMENTAL, INC.

December 5, 2006

Ms. Debra Thoma
Hydrogeologist
NE SC Corrective Action Branch
South Carolina Department of Health and Environmental Control
Division of Underground Storage Tank Management
2600 Bull Street
Columbia, South Carolina 29201-1708

Re: Quarterly Monitoring Report #4
Former Heath Self Serve #2
501 N. Guignard Rd. Sumter County, SC
SCDHEC Facility ID # 08932
SB#25841-6/24/04-EMW, PO#54834
Consultech Project C-1383

Dear Ms. Thoma:

Consultech Environmental, Inc. (Consultech) is pleased to present this Quarterly Monitoring Report for the above referenced facility. Should you have any questions regarding this report or the project in general, please do not hesitate to contact us at (919) 858-5350.

Sincerely,
CONSULTECH ENVIRONMENTAL, INC.

Raj B. Shah
Technical Director

cc: File C-1383

RECEIVED
DEC 18 2006
UNDERGROUND STORAGE TANK PROGRAM

P.O. Box 5306 Cary, NC 27512
(919) 858-5350 FAX (919) 858-5351

SCANNED nd
UST PROGRAM
DOCKETING # 1031

Groundwater Monitoring Report #4

Heath Self Serve #2
UST Permit # 08932
501 North Guignard Road
Sumter, Sumter County, South Carolina

Prepared for:
SCDHEC
2600 Bull Street
Columbia, SC 29201-1708

Prepared by:
Consultech Environmental, Inc.
P.O. Box 5306
Cary, NC 27512

12/11

RAJESH B. SHAH

Raj B. Shah P.E.
Technical Director

December 2006
Consultech Project No.: C-1383

RECEIVED
DEC 18 2006
UNDERGROUND STORAGE
TANK PROGRAM

Groundwater Monitoring Report # 4

Consultech personnel performed a groundwater-sampling event on the subject site located at 501 North Guignard Road, Sumter, Sumter County, South Carolina (Figure 1). This report details the groundwater monitoring results for the sampling event conducted on June 29, 2006.

Monitoring wells MW-2 through MW-10, MW-13 through MW-16, and MW-18 through MW-27, were gauged for groundwater elevations and liquid petroleum hydrocarbons (LPH) on June 29, 2006. Monitoring wells MW-11 and MW-17 were not found. Monitoring well MW-12 was dry. These wells were not gauged or sampled. Monitoring wells MW-7 through MW-10 contained LPH and were not sampled. Fluid level measurements were taken to create a groundwater elevation contour map for the wells as presented in Figure 2. Groundwater elevations ranged between 71.25 feet in monitoring well MW-24 and 84.33 feet in monitoring well MW-25 with an average hydraulic gradient of 0.006 ft/ft (Table 1). According to Figure 2, groundwater at the site flows toward the southeast and southwest.

Groundwater samples were collected from monitoring wells MW-2 through MW-6, MW-13 through MW-16, and MW-18 through MW-27. Please reference Consultech's Standard Operating Procedures document dated October 2002 for detailed sampling protocol. The field data and groundwater analytical results for the monitoring wells are shown on Tables 1 and 2, respectively. Laboratory data sheets and chain-of-custody forms are included under Appendix 1.

LPH were detected in monitoring wells MW-7 (1.5 feet), MW-8 (0.1 feet), MW-9 (0.08 feet), and MW-10 (0.15 feet).

A comparison of results from this sampling event to previous events indicates a decrease in total mass from 459,505 micrograms per 1itter (ug/l) to 389,310 ug/l (Table 2). According to Table 3, Mass reduction Calculations, there has been a 99.08 percent decrease in mass above the SSTLs. A "Chemicals of Concern in Groundwater" map is presented as Figure 3. A graph of the change in total contaminant mass in groundwater in each monitoring well plotted against time is shown in Figure 4. Monitoring wells MW-2, MW-4, MW-6, MW-7, MW-9, MW-10 MW-12, and MW-20 contained contaminants that exceeded SSTLs.

The next groundwater-sampling event is planned for January 17, 2007.

TABLES

Table 1

Groundwater Monitoring Data through June 29, 2006

Health Self Serve 2, Sumter, South Carolina, UST Permit #08932 Consultech Project # C-1383

Monitoring Well	Date	TOC Elevation	TOC to GW (ft-bgs)	TOC to FP (ft-bgs)	FP Thickness (ft.)	GW Elevation	pH	Temperature (C°)	Conductivity (µS/cm)	Dissolved O_2 (mg/L)
MW-2	03/06/04	98.83	17.77			81.06				
Note 1	10/20/04	98.83	17.49			81.34	6.5	28.5	216	2.0
	08/22/05	98.83	17.03			81.80	6.0	26.8	171	2.4
	11/28/05	98.83	17.51			81.32	5.7	22.2	162	2.8
	03/09/06	98.83	16.85			81.98	6.0	18.7	229	1.9
	06/29/06	98.83	17.83			81.00	Not Gauged			
MW-3	03/06/04	101.09	18.83			82.26				
	10/20/04		19.25			81.84	6.1	26.5	75	2.1
	08/22/05		18.87			82.22	6.8	23.7	28	2.9
	11/28/05		19.13			81.96	7.2	20.4	82	2.8
	03/09/06		19.84			81.25	6.8	19.9	23	2.7
	06/29/06		17.89			83.20	Not Gauged			
MW-4	03/06/04	98.72	16.70		0.30'	82.02				
	10/20/04		17.05	16.93	0.12	81.76	5.9	26.5	151	1.6
	08/22/05		16.73		0.00	81.99	6.4	27.3	87	2.1
	11/28/05		17.18		0.00	81.54	6.3	21.2	93	2.3
	03/09/06		16.99		0.00	81.73	6.9	17.3	17	2.6
	06/29/06		17.54		0.00	81.18	Not Gauged			
MW-5	03/06/04	98.83	17.45			81.38				
	10/20/04		17.53			81.30	5.6	26.8	60	3.4
	08/22/05		17.17			81.66	6.5	27.1	168	2.7
	11/28/05		17.66			81.17	6.8	20.9	194	2.9
	03/09/06		17.11			81.72	5.9	20.3	26	3.0
	06/29/06		18.15			80.68	Not Gauged			
MW-6	03/06/04	98.98	16.74			82.24				
	10/20/04		16.76			82.22	5.3	26.6	49	2.0
	08/22/05		16.42			82.56	6.2	27.3	145	2.6
	11/28/05		16.81			82.17	6.4	21.1	137	2.5
	03/09/06		17.56			81.42	6.3	22.1	148	2.4
	06/29/06		18.51			80.47	Not Gauged			

Table 1

Groundwater Monitoring Data through June 29, 2006

Health Self Serve 2, Sumter, South Carolina, UST Permit #08932 Consultech Project # C-1383

Monitoring Well	Date	TOC Elevation	TOC to GW (ft-bgs)	TOC to FP (ft-bgs)	FP Thickness (ft.)	GW Elevation	pH	Temperature (C°)	Conductivity (µS/cm)	Dissolved O_2 (mg/L)
MW-7	03/06/04	98.64	17.15		0.35'	81.49				
	10/20/04		17.39			81.25	5.7	26.4	92	2.2
	08/22/05		17.00	sheen	sheen	81.64	5.2	27.3	61	2.0
	11/28/05		17.46			81.18	5.8	21.6	217	2.1
	03/09/06		17.60			81.04	6.0	20.3	107	1.9
	06/29/06		19.52	18.02	1.50	79.12	Not Gauged			
MW-8	03/06/04	99.58	17.85		0.03'	81.73				
	10/20/04		18.30			81.28	6.0	27.0	336	2.8
	08/22/05		17.90			81.68	5.1	27.4	29	2.4
	11/28/05		18.35			81.23	6.1	20.8	88	2.3
	03/09/06		18.49			81.09	5.7	19.5	46	2.5
	06/29/06		19.51	19.41	0.10	80.07	Not Gauged			
MW-9	03/06/04	97.93	16.85		0.12'	81.08				
	10/20/04		17.25			80.68	6.3	27.2	254	1.2
	08/22/05		16.80			81.13	5.3	27.9	20	1.8
	11/28/05		17.33			80.60	5.3	21.4	236	2.3
	03/09/06		17.32			80.61	5.4	20.1	137	1.9
	06/29/06		18.43	18.35	0.08	79.50	Not Gauged			
MW-10	03/06/04	97.71	17.56		1.07'	80.15				
	10/20/04		17.95	16.97	0.98	80.52	5.2	27.4	1139	1.1
	08/22/05		16.79		0.00	80.92	4.8	27.7	28	1.6
	11/28/05		16.83		0.00	80.88	5.8	21.1	129	1.5
	03/09/06		17.35			80.36	5.7	20.3	35	1.7
	06/29/06		18.46	18.31	0.15	79.37	Not Gauged			
MW-11	03/06/04	97.60	15.96			81.64				
	10/20/04	Unable to Locate								
	08/22/05	Unable to Locate								
	11/28/05	Unable to Locate								
	03/09/06	Unable to Locate								
	06/29/06	Unable to Locate								

Table 1
Groundwater Monitoring Data through June 29, 2006
Health Self Serve 2, Sumter, South Carolina, UST Permit #08932 Consultech Project # C-1383

Monitoring Well	Date	TOC Elevation	TOC to GW (ft-bgs)	TOC to FP (ft-bgs)	FP Thickness (ft.)	GW Elevation	pH	Temperature (C°)	Conductivity (µS/cm)	Dissolved O_2 (mg/L)
MW-12	03/06/04	99.68	17.90		0.30'	81.78				
	10/20/04		18.57	17.93	0.64	81.61	6.4	29.3	173	2.0
	08/22/05		17.65	sheen	0.00	82.03	6.4	27.3	232	2.5
	11/28/05		18.04		0.00	81.64	5.9	21.0	277	2.2
	03/09/06		Dry		0.00	Dry	5.9	Dry	Dry	Dry
	06/29/06		Dry		0.00	Dry	5.9	Dry	Dry	Dry
MW-13	03/06/04	99.88	18.21			81.67				
	10/20/04		18.78			81.10	6.2	27.1	256	3.6
	08/22/05		18.37			81.51	5.6	26.8	28	3.8
	11/28/05		18.72			81.16	6.3	20.3	82	3.2
	03/09/06		18.92			80.96	5.5	19.8	51	3.1
	06/29/06		19.92			79.96	Not Gauged			
MW-14	03/06/04	91.12	12.81			78.31				
	10/20/04		13.21			77.91	6.6	25.9	155	4.2
	08/22/05		12.91			78.21	5.9	28.4	86	4.0
	11/28/05		13.28			77.84	5.1	22.4	75	3.8
	03/09/06		12.61			78.51	5.8	20.9	61	3.6
	06/29/06		13.65			77.47	Not Gauged			
MW-15	03/06/04	91.29	11.34			79.95				
	10/20/04		13.46			77.83	6.5	26.1	162	2.8
	08/23/05		11.81			79.48	5.9	29.2	45	2.9
	11/28/05		12.26			79.03	5.7	20.5	52	3.3
	03/09/06		13.02			78.27	5.4	20.2	51	3.5
	06/29/06		12.73			78.56	Not Gauged			
MW-16	03/06/04	94.15	13.02			81.13				
	10/20/04		11.84			82.31	6.3	29.2	13	3.3
	08/23/05		13.15			81.00	5.5	27.9	52	3.6
	11/28/05		13.74			80.41	6.0	21.5	61	3.5
	03/09/06		14.51			79.64	5.7	20.8	51	3.3
	06/29/06		14.58			79.57	Not Gauged			

Table 1
Groundwater Monitoring Data through June 29, 2006
Health Self Serve 2, Sumter, South Carolina, UST Permit #08932 Consultech Project # C-1383

Monitoring Well	Date	TOC Elevation	TOC to GW (ft-bgs)	TOC to FP (ft-bgs)	FP Thickness (ft.)	GW Elevation	pH	Temperature (C°)	Conductivity (µS/cm)	Dissolved O_2 (mg/L)
MW-18	03/06/04	92.29	13.39			78.90				
	10/20/04		13.80			78.49	6.7	28.4	46	3.0
	08/23/05		13.50			78.79	5.9	28.6	49	3.5
	11/28/05		13.87			78.42	5.5	22.1	41	3.6
	03/09/06		14.41			77.88	5.5	21.7	57	3.7
	06/29/06		18.02			74.27	Not Gauged			
MW-19	03/06/04	76.76	4.45			72.31				
	10/20/04	Unable to Locate								
	08/23/05	Unable to Locate								
	11/28/05	76.76	5.87			70.89	5.7	21.6	62	3.7
	03/09/06	76.76	3.89			72.87	6.3	20.8	39	3.5
	06/29/06	76.76	4.79			71.97	Not Gauged			
MW-20	03/06/04	76.16	2.71			73.45				
	10/20/04	Unable to Locate								
	08/23/05	Unable to Locate								
	11/28/05	76.16	6.14			70.02	6.4	21.4	69	3.8
	03/09/06	76.16	2.89			73.27	5.9	18.2	32	3.5
	06/29/06	76.16	1.54			74.62	Not Gauged			
MW-21	03/06/04	73.49	0.70			72.79				
	10/20/04		1.22			72.27	6.8	23.1	334	5.6
	08/23/05	Unable to Locate								
	11/28/05	73.49	6.21			67.28	6.1	20.3	83	4.1
	03/09/06	73.49	1.71			71.78	6.4	19.7	147	3.8
	06/29/06	73.49	1.50			71.99	Not Gauged			
MW-22	03/06/04	73.79	0.85			72.94				
	10/20/04		0.60			73.19	6.7	23.7	152	5.5
	08/23/05	Unable to Locate								
	11/28/05	73.79	5.88			67.91	6.2	21.7	73	3.9
	03/09/06	73.79	2.15			71.64	5.9	20.7	26	3.7
	06/29/06	73.79	1.13			72.66	Not Gauged			

Table 1
Groundwater Monitoring Data through June 29, 2006
Health Self Serve 2, Sumter, South Carolina, UST Permit #08932 Consultech Project # C-1383

Monitoring Well	Date	TOC Elevation	TOC to GW (ft-bgs)	TOC to FP (ft-bgs)	FP Thickness (ft.)	GW Elevation	pH	Temperature (C°)	Conductivity (µS/cm)	Dissolved O_2 (mg/L)
MW-23	03/06/04	73.06	0.10			72.96				
	10/20/04		0.60			72.46	6.9	24.0	265	3.9
	08/23/05	Unable to Locate								
	11/28/05	73.06	5.91			67.15	5.9	21.1	49	4.2
	03/09/06	73.06	2.02			71.04	5.9	20.6	34	3.9
	06/29/06	73.06	0.00			73.06	Not Gauged			
MW-24	03/06/04	72.25	0.08			72.17				
	10/20/04		0.60			71.65	7.0	23.5	308	4.2
	08/23/05	Unable to Locate								
	11/28/05	72.25	5.77			66.48	5.6	20.8	72	3.7
	03/09/06	Unable to Locate								
	06/29/06	72.25	1.00			71.25	Not Gauged			
MW-25	03/06/04	95.48	10.08			85.40				
	10/20/04		10.61			84.87	6.8	25.2	113	4.0
	08/23/05		10.28			85.20	5.7	28.1	83	3.8
	11/28/05		9.78			85.70	6.4	21.4	86	3.6
	03/09/06		10.33			85.15	5.5	20.3	49	3.8
	06/29/06		11.15			84.33	Not Gauged			
MW-26	03/06/04	83.42	5.51			77.91				
	10/20/04		5.56			77.86	6.7	23.9	192	3.5
	08/23/05	Unable to Locate								
	11/28/05	83.42	10.22			73.20	6.1	21.2	44	3.3
	03/09/06	83.42	5.19			78.23	5.5	20.8	219	3.6
	06/29/06	83.42	5.81			77.61	Not Gauged			
MW-27	03/06/04	78.96	2.05			76.91				
	10/20/04		1.53			77.43	7.0	24.2	NM	6.0
	08/23/05	Unable to Locate								
	11/28/05	78.96	5.91			73.05	5.7	20.6	61	4.3
	03/09/06	78.96	1.68			77.28	6.3	19.6	149	4.0
	06/29/06	78.96	1.68			77.28	Not Gauged			

Notes: (1) TOC for MW-2 is assumed to be at mid-height between MW-6 and MW-12.

NM = Not Measured

TABLE 2: Heath Self Serve 2
Chemicals of Concern in Groundwater
Groundwater Analytical Data Through June 29, 2006
SCDHEC UST Permit # 08932
Sumter, South Carolina - Consultech Project # C-1383

Well No.	Date	Benzene	Toluene	Ethyl-benzene	Xylenes	MTBE	Naphthalene	Total Mass
SSTL		78	84	140	212	5	5	
MW-2	03/06/04	78	84	140	212	5	5	524
	10/20/04	9,600	46,000	7,100	38,000	510	13,000	106,210
	08/22/05	390	100	270	480	31	50	1,321
	11/28/05	54	49	53	200	110	53	519
	03/09/06	8,600	43,000	3,900	22,000	2,500	270	80,270
	06/29/06	350	280	270	790	400	<100	2,090
MW-3	03/06/04	1	1	<1	7	<1	<5	16
	10/20/04	7.1	4.0	3.4	34	<1.0	<5.0	54.5
	08/22/05	<1	<1	<1	<1	<1	<5	10
	11/28/05	<5.0	9.4	<5.0	7.8	<5.0	<25	23.2
	03/09/06	<1.0	<1.0	<1.0	<1.0	<1.0	<5.0	10.0
	06/29/06	<1.0	<1.0	<1.0	<1.0	<1.0	<5.0	10.0
SSTL		246	260,000	40,000	180,000	119	20,000	
MW-4	03/06/04	72,000	260,000	40,000	180,000	940,000	20,000	1,512,000
	10/20/04	72,000	260,000	40,000	180,000	940,000	20,000	1,512,000
	08/22/05	720	13,000	5,900	40,000	250	2,300	62,170
	11/28/05	590	1,200	59	4,100	150	180	6,309
	03/09/06	57	150	150	150	26	150	713
	06/29/06	640	1,400	<1	4,000	<1	120	6,160
MW-5	03/06/04	<1	<1	<1	<1	<1	<5	10
	10/20/04	2.0	81	74	370	<1.0	74	602
	08/22/05	<10	120	170	990	<10	140	1421
	11/28/05	1.7	8.6	<1	50	<1	8.4	70
	03/09/06	<1.0	<1.0	<1.0	<1.0	<1.0	<5.0	10.0
	06/29/06	13	29.0	<1.0	93.0	<1.0	12	147.0
SSTL		14	<1	3	8	3	5	
MW-6	03/06/04	14	<1	3	8	3	<5	34
	10/20/04	7,900	30,000	15,000	77,000	<250	9,100	139250
	08/22/05	200	56	39	130	<1	<5	675
	11/28/05	600	240	170	400	<100	<500	1660
	03/09/06	330	70	58	75	<10	<50	783
	06/29/06	400	190	96	300	8.9	<5	995
SSTL		7,620	260,000	40,000	180,000	85	20,000	
MW-7	03/06/04	72,000	260,000	40,000	180,000	940,000	20,000	1,512,000
	10/20/04	21,000	47,000	9,400	37,000	5,400	1,100	120900
	08/22/05	13,000	57,000	17,000	82,000	4,300	11,000	184300
	11/28/05	16,000	40,000	7,100	34,000	4,300	1,200	102600
	03/09/06	19,000	70,000	8,200	45,000	6,400	<1,000	148600
	03/09/06	19,000	70,000	8,200	45,000	6,400	<1,000	148600
	06/29/06	NS	NS	NS	NS	NS	NS	148600
SSTL		3,307	260,000	40,000	180,000	57	20,000	
MW-8	03/06/04	72,000	260,000	40,000	180,000	940,000	20,000	1,512,000
	10/20/04	1,700	11,000	2,300	9,400	<25	1,000	25425
	08/22/05	6,000	30,000	6,600	32,000	200	1,700	76525
	1128/05	5,300	29,000	5,000	27,000	<200	<1000	66325
	03/09/06	1,800	13,000	2,800	17,000	<20	410	35035
	06/29/06	NS	NS	NS	NS	NS	NS	35035

TABLE 2: Heath Self Serve 2
Chemicals of Concern in Groundwater
Groundwater Analytical Data Through June 29, 2006
SCDHEC UST Permit # 08932
Sumter, South Carolina - Consultech Project # C-1383

Well No.	Date	Benzene	Toluene	Ethyl-benzene	Xylenes	MTBE	Naphthalene	Total Mass
SSTL		4,075	260,000	40,000	180,000	63	20,000	
MW-9	03/06/04	72,000	260,000	40,000	180,000	940,000	20,000	1,512,000
	10/20/04	20,000	48,000	9,800	50,000	590	10,000	138,390
	08/22/05	23,000	77,000	15,000	75,000	270	4,400	194,670
	11/28/05	190	350	45	230	<1.0	7.1	822
	03/09/06	22,000	60,000	3,800	24,000	170	560.0	110,530
	06/29/06	NS	NS	NS	NS	NS	NS	110,530
SSTL		2,179	260,000	40,000	180,000	52	20,000	
MW-10	03/06/04	72,000	260,000	40,000	180,000	940,000	20,000	1,512,000
	10/20/04	72,000	260,000	40,000	180,000	940,000	20,000	1,512,000
	08/22/05	20,000	34,000	34,000	25,000	250	9,900	123,150
	11/28/05	21,000	62,000	16,000	76,000	<200	3,500	178,500
	03/09/06	17,000	40,000	3,100	19,000	<500	<2500	79,100
	06/29/06	NS	NS	NS	NS	NS	NS	79,100
SSTL		<1	2	1	11	<1	<5	
MW-11	03/06/04	<1	2	1	11	<1	<5	21
	10/20/04	Not Found						21
	08/22/05	Not Found						21
	11/28/05	Not Found						21
	03/09/06	Not Found						21
	06/29/06	Not Found						21
SSTL		6,865	260,000	40,000	180,000	80	20,000	
MW-12	03/06/04	72,000	260,000	40,000	180,000	940,000	20,000	1,512,000
	10/20/04	72,000	260,000	40,000	180,000	940,000	20,000	1,512,000
	08/22/05	4,100	44,000	15,000	75,000	250	7,800	146,150
	11/28/05	5,400	46,000	16,000	81,000	<200	4,100	152,500
	03/09/06	Dry	Dry	Dry	Dry	Dry	Dry	152,500
	06/29/06	Dry	Dry	Dry	Dry	Dry	Dry	152,500
MW-13	03/06/04	<1	<1	<1	<1	<1	<5	10
	10/20/04	<1	1.9	<1	1.7	<1	<5	12
	08/22/05	<1	<1	<1	<1	<1	<5	10
	11/28/05	1.7	2.7	1.9	6.6	<1	<5	18
	03/09/06	<1	<1	<1	3.6	<1	<5	13
	06/29/06	<1	<1	<1	<1	<1	<5	10
SSTL		68	<1	4	21	<1	<5	
MW-14	03/06/04	68	<1	4	21	<1	<5	100
	10/20/04	<1	2.2	<1	1.4	<1	<5	12
	08/22/05	<1	<1	<1	<1	<1	<5	10
	11/28/05	<1	1	<1	1	<1	<5	10
	03/09/06	<1	<1	<1	<1	<1	<5	10
	06/29/06	<1	<1	<1	<1	<1	<5	10
MW-15	03/06/04	<1	<1	<1	<1	<1	<5	10
	10/20/04	<1	2.1	<1	2.3	<1	<5	12
	08/23/05	<1	2.2	1.2	7.1	<1	<5	18
	11/28/05	<1	1.7	<1	1.6	<1	<5	11
	03/09/06	<1	<1	<1	1.5	1.6	<5	12
	06/29/06	<1	2.5	<1	3.0	<1	<5	12

TABLE 2: Heath Self Serve 2
Chemicals of Concern in Groundwater
Groundwater Analytical Data Through June 29, 2006
SCDHEC UST Permit # 08932
Sumter, South Carolina - Consultech Project # C-1383

Well No.	Date	Benzene	Toluene	Ethyl-benzene	Xylenes	MTBE	Naphthalene	Total Mass
MW-16	03/06/04	<1	<1	<1	<1	<1	<5	10
	10/20/04	<1	2.4	<1	1.6	<1	<5	12
	08/23/05	<1	<1	<1	1.2	<1	<5	12
	11/28/05	<1	1.5	<1	1.5	<1	<5	11
	03/09/06	<1	<1	<1	3.4	1.2	<5	11
	06/29/06	<1	<1	<1	<1	<1	<5	10
MW-18	03/06/04	<1	<1	<1	<1	<1	<5	10
	10/20/04	<1	2.3	<1	1.3	<1	<5	12
	08/23/05	<1	<1	<1	<1	<1	<5	10
	11/28/05	<1	<1	<1	<1	<1	<5	10
	03/09/06	<1	1.3	<1	1.0	<1	<5	10
	06/29/06	<1	<1	<1	<1	<1	<5	10
SSTL		31	<1	<1	16	40	<5	
MW-19	03/06/04	166	<1	<1	16	196	<5	385
	10/20/04	Not Found						385
	08/23/05	Not Found						385
	11/28/05	<1	3.8	<1	10.0	<1	<5	24
	03/09/06	34	<1	<1	<1	3.7	<5	38
	06/29/06	9	<1	<1	<1	<1	<5	15
SSTL		26	2	<1	35	40	<5	
MW-20	03/06/04	1,760	2	<1	35	80	<5	1883
	10/20/04	Not Found						1883
	08/23/05	Not Found						1883
	11/28/05	<1	<1	<1	<1	<1	<5	10
	03/09/06	1,300	1.9	<1	9.9	<1	74	1,386
	06/29/06	1,500	2.4	3.3	13.0	<1	77	1,596
SSTL		<1	<1	<1	<1	<1	<5	
MW-21	03/06/04	<1	<1	<1	<1	<1	<5	10
	10/20/04	<1	1.9	<1	<1	<1	<5	11
	08/23/05	Not Found						11
	11/28/05	<1	<1	<1	<1	<1	<5	10
	03/09/06	<1	<1	<1	1.5	<1	<5	10
	06/29/06	<1	<1	<1	<1	<1	6	11
MW-22	03/06/04	<1	<1	<1	<1	<1	<5	10
	10/20/04	<1	1.9	<1	<1	<1	<5	11
	08/23/05	Not Found						11
	11/28/05	<1	<1	<1	<1	<1	<5	10
	03/09/06	<1	<1	<1	2.5	<1	<5	10
	06/29/06	<1	<1	<1	<1	<1	<5	10

TABLE 2: Heath Self Serve 2
Chemicals of Concern in Groundwater
Groundwater Analytical Data Through June 29, 2006
SCDHEC UST Permit # 08932
Sumter, South Carolina - Consultech Project # C-1383

Well No.	Date	Benzene	Toluene	Ethyl-benzene	Xylenes	MTBE	Naphthalene	Total Mass
MW-23	03/06/04	<1	<1	<1	<1	<1	<5	10
	10/20/04	<1	1.0	<1	<1	<1	<5	10
	08/23/05	Not Found						10
	11/28/05	<1	<1	<1	<1	<1	<5	10
	03/09/06	<1	<1	<1	1.5	<1	<5	10
	06/29/06	<1	<1	<1	<1	<1	<5	10
MW-24	03/06/04	<1	<1	<1	<1	<1	<5	10
	10/20/04	<1	<1	<1	<1	<1	<5	10
	08/23/05	Not Found						10
	11/28/05	<1	1.6	<1	2.1	<1	<5	12
	03/09/06	could	not	locate				12
	06/29/06	<1	<1	<1	<1	<1	<5	10
MW-25	03/06/04	<1	<1	<1	<1	<1	<5	10
	10/20/04	<1	1.7	<1	<1	<1	<5	11
	08/23/05	<1	<1	<1	<1	<1	<5	10
	11/28/05	<1	<1	<1	<1	<1	<5	10
	03/09/06	<1	4.9	<1	4.3	<1	<5	16
	06/29/06	<1	<1	<1	<1	<1	<5	10
MW-26	03/06/04	<1	<1	<1	<1	<1	<5	10
	10/20/04	<1	3.5	<1	2.9	<1	<5	14
	08/23/05	Not Found						14
	11/28/05	<1	<1	<1	<1	<1	<5	10
	03/09/06	<1	<1	<1	<1	<1	<5	10
	06/29/06	<1	<1	<1	<1	<1	<5	10
SSTL		<1	<1	<1	<1	1	<5	
MW-27	03/06/04	<1	<1	<1	<1	1	<5	10
	10/20/04	<1	2.1	<1	2.2	<1	<5	14
	08/23/05	Not Found						14
	11/28/05	<1	<1	<1	1.0	<1	<5	10
	03/09/06	<1	<1	<1	2.5	<1	<5	11
	06/29/06	<1	<1	<1	<1	<1	<5	11
SSTL Mass	03/06/04	24,512	1,560,093	240,152	1,080,305	548	120,040	3,025,650
Initial Mass	03/06/04	434,089	1,560,093	240,152	1,080,305	5,640,288	120,040	9,074,967
	10/20/04	257,321	962,109	163,690	743,822	2,826,789	94,339	5,048,071
	08/23/05	69,336	255,156	93,980	330,660	5,831	37,290	792,253
	11/28/05	49,140	178,846	44,461	222,944	5,265	10,565	511,221
	03/09/06	70,121	226,227	22,038	127,249	8,906	4,964	459,505
Current Mass	06/29/06	63,525	184,917	18,285	110,212	7,516	4,855	389,310
% Decrease	3/04 to 10/04	40.72%	38.33%	31.84%	31.15%	49.88%	21.41%	44.37%
% Decrease	3/04 to 8/05	84.03%	83.64%	60.87%	69.39%	99.90%	68.94%	91.27%
% Decrease	3/04 to 11/05	88.68%	88.54%	81.49%	79.36%	99.91%	91.20%	94.37%
% Decrease	3/04 to 3/06	83.85%	85.50%	90.82%	88.22%	99.84%	95.86%	94.94%
% Decrease	3/04 to 6/06	85.37%	88.15%	92.39%	89.80%	99.87%	95.96%	95.71%

NS - Not Sampled - Wells were either unaccessible, not found, or contained free product

Table 3
Mass Reduction Calculations Through June 29, 2006
Heath Self Serve 2, Sumter, SC
SCDHEC UST Permit #08932 - Consultech Project # C-1383

		Benzene	Toluene	Ethylbenzene	Xylenes	MTBE	Naphthalene	Mass>SSTL
MW-2	SSTL	**78**	**84**	**140**	**212**	**5**	**5**	
	Initial	78	84	140	212	5	5	
06/29/06	Subsequent	**350**	**280**	**270**	**790**	**400**	**100**	
	Initial > SSTL	0	0	0	0	0	0	0
	Subsequent > SSTL	272	196	130	578	395	95	1,666
MW-4	SSTL	**246**	**260,000**	**40,000**	**180,000**	**119**	**20,000**	
	Initial	72,000	260,000	40,000	180,000	940,000	20,000	
06/29/06	Subsequent	**640**	1,400	1	4,000	1	120	
	Initial > SSTL	71,754	0	0	0	939,881	0	1,011,635
	Subsequent > SSTL	394	0	0	0	0	0	394
MW-6	SSTL	**14**	**1**	**3**	**8**	**3**	**5**	
	Initial	14	1	3	8	3	5	
06/29/06	Subsequent	**400**	**190**	**96**	**300**	**9**	5	
	Initial > SSTL	0	0	0	0	0	0	0
	Subsequent > SSTL	386	189	93	292	6	0	966
MW-7	SSTL	**7,620**	**260,000**	**40,000**	**180,000**	**85**	**20,000**	
	Initial	72,000	260,000	40,000	180,000	940,000	20,000	
03/09/06	Subsequent	**19,000**	70,000	8,200	45,000	**6,400**	1,000	
	Initial > SSTL	64,380	0	0	0	939,915	0	1,004,295
	Subsequent > SSTL	11,380	0	0	0	6,315	0	17,695
MW-8	SSTL	**3,307**	**260,000**	**40,000**	**180,000**	**57**	**20,000**	
	Initial	72,000	260,000	40,000	180,000	940,000	20,000	
03/09/06	Subsequent	1,800	13,000	2,800	17,000	20	410	
	Initial > SSTL	68,693	0	0	0	939,943	0	1,008,636
	Subsequent > SSTL	0	0	0	0	0	0	0
MW-9	SSTL	**4,075**	**260,000**	**40,000**	**180,000**	**63**	**20,000**	
	Initial	72,000	260,000	40,000	180,000	940,000	20,000	
03/09/06	Subsequent	**22,000**	60,000	3,800	24,000	**170**	560	
	Initial > SSTL	67,925	0	0	0	939,937	0	1,007,862
	Subsequent > SSTL	17,925	0	0	0	107	0	18,032
MW-10	SSTL	**2,179**	**260,000**	**40,000**	**180,000**	**52**	**20,000**	
	Initial	72,000	260,000	40,000	180,000	940,000	20,000	
03/09/06	Subsequent	17,000	40,000	3,100	19,000	**500**	2,500	
	Initial > SSTL	69,821	0	0	0	939,948	0	1,009,769
	Subsequent > SSTL	14,821	0	0	0	448	0	15,269
MW-11	SSTL	**1**	**2**	**1**	**11**	**1**	**5**	
	Initial	1	2	1	11	1	5	
10/20/04	Subsequent	1	2	1	11	1	5	
	Initial > SSTL	0	0	0	0	0	0	0
	Subsequent > SSTL	0	0	0	0	0	0	0
MW-12	SSTL	**6,865**	**260,000**	**40,000**	**180,000**	**80**	**20,000**	
	Initial	72,000	260,000	40,000	180,000	940,000	20,000	
11/28/05	Subsequent	5,400	46,000	16,000	81,000	**200**	4,100	
	Initial > SSTL	65,135	0	0	0	939,920	0	1,005,055
	Subsequent > SSTL	0	0	0	0	120	0	120

Table 3
Mass Reduction Calculations Through June 29, 2006
Heath Self Serve 2, Sumter, SC
SCDHEC UST Permit #08932 - Consultech Project # C-1383

		Benzene	Toluene	Ethylbenzene	Xylenes	MTBE	Naphthalene	Mass>SSTL
MW-14	SSTL	**68**	**1**	**4**	**21**	**1**	**5**	
	Initial	68	1	4	21	1	5	
06/29/06	Subsequent	1	1.0	1	1.0	1	5	
	Initial > SSTL	0	0	0	0	0	0	0
	Subsequent > SSTL	0	0	0	0	0	0	0
MW-19	SSTL	**31**	**1**	**1**	**16**	**40**	**5**	
	Initial	166	1	1	16	196	5	
06/29/06	Subsequent	9	1	1	1	1	5	
	Initial > SSTL	135	0	0	0	156	0	291
	Subsequent > SSTL	0	0	0	0	0	0	0
MW-20	SSTL	**26**	**2**	**1**	**35**	**40**	**5**	
	Initial	1,760	2	1	35	80	5	
06/29/06	Subsequent	**1,500**	**3**	**3**	13	1	**77**	
	Initial > SSTL	1,729	1	0	19	40	0	1,789
	Subsequent > SSTL	1,469	1	2	0	0	72	1,544
MW-21	SSTL	**1**	**1**	**1**	**1**	**1**	**5**	
	Initial	1	1	1	1	1	5	
06/29/06	Subsequent	1	1.0	1	1	1	**6**	
	Initial > SSTL	0	0	0	0	0	0	0
	Subsequent > SSTL	0	0	0	0	0	1	1
MW-27	SSTL	**1**	**1**	**1**	**1**	**1**	**5**	
	Initial	1	1	1	1	1	5	
06/29/06	Subsequent	1	1.0	1	1.0	1	5	
	Initial > SSTL	0	0	0	0	0	0	0
	Subsequent > SSTL	0	0	0	0	0	0	0

Total	Initial > SSTL	6,049,623
	Subsequent > SSTL	55,687

Percent Mass Reduction= $\frac{\text{(Initial>STTL)-(Subsequent>SSTL)}}{\text{(Initial>SSTL)}}$ **99.08%**

FIGURES



REFERENCE: SUMTER, SOUTH CAROLINA QUADRANGLE MAP. 7.5 MINUTE SERIES, U.S. GEOLOGIC SURVEY



SITE LOCATION

0 1,500 3,000

SCALE IN FEET

DRAWN: MAC	DATE: 12/04/06
SCDHEC FACILITY ID# 08932	
PROJECT: HEALTH SELF SERV # 2	
PROJECT No.: C-1383	
LOCATION: BLACKSBURG, SOUTH CAROLINA	

FIGURE 1
SITE LOCATION AND
TOPOGRAPHIC MAP

CONSULTECH ENVIRONMENTAL, INC.

Environmental Consulting and Engineering

© 1998

Delivering innovative solutions to today's environmental concerns

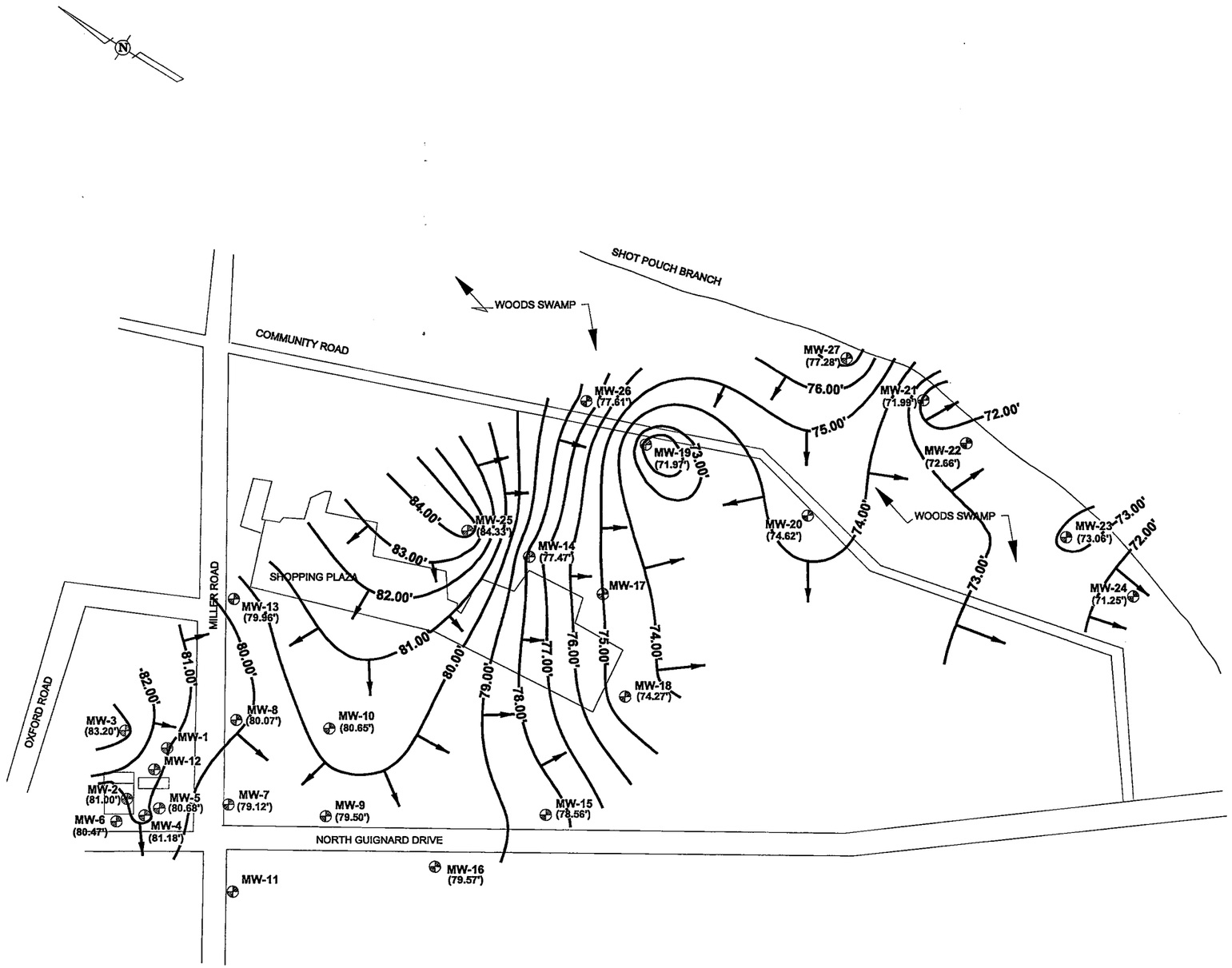

LEGEND

- MONITORING WELL
- TEMPORARY MONITORING WELL
- DEEP WELL
- RECOVERY WELL
- VAPOR EXTRACTION TEST WELL
- SOIL BORING
- UST CLOSURE SOIL SAMPLE LOCATION
- GRASS
- CONCRETE
- CURRENT AST
- CURRENT UST
- FORMER UST
- CURRENT UST PIT
- FORMER UST PIT
- DISPENSER ISLAND
- STORM DRAIN DROP INLET
- STORM CULVERT
- GROUNDWATER FLOW DIRECTION
- CONTOUR LINE (dashed where inferred)
- MW-1 (97.70) GROUNDWATER ELEVATION in feet (relative to an arbitrary datum)
- DISSOLVED TOTAL MASS LINE (dashed where inferred)
- MW-1 (2,770) DISSOLVED TOTAL MASS in ug/l
- (LPH) LIQUID PHASE HYDROCARBONS
- TELEPHONE POLE
- MANHOLE COVER
- BORDER
- CHAIN-LINK FENCE
- UNDERGROUND PHONE LINE
- OVERHEAD POWER LINE
- GAS LINE
- SANITARY SEWER LINE
- WATER LINE
- STORM SEWER LINE
- PRODUCT LINE
- FIRE HYDRANT
- TREES
- NS: NOT SAMPLED
- LPH LIQUID PHASE HYDROCARBONS

CAD FILE = C-1383.dwg.

CONSULTECH ENVIRONMENTAL, INC.

Environmental Consulting and Engineering
© 1999

Delivering innovative solutions to today's environmental concerns

DRAWN: MAC	DATE: 12/04/06
UST# 08932	
PROJECT: HEALTH SELF SERV #2	
PROJECT No.: C-1383	
LOCATION: SUMTER, SC	

FIGURE 2
GROUNDWATER POTENTIOMETRIC SURFACE MAP
(JUNE 29, 2006)

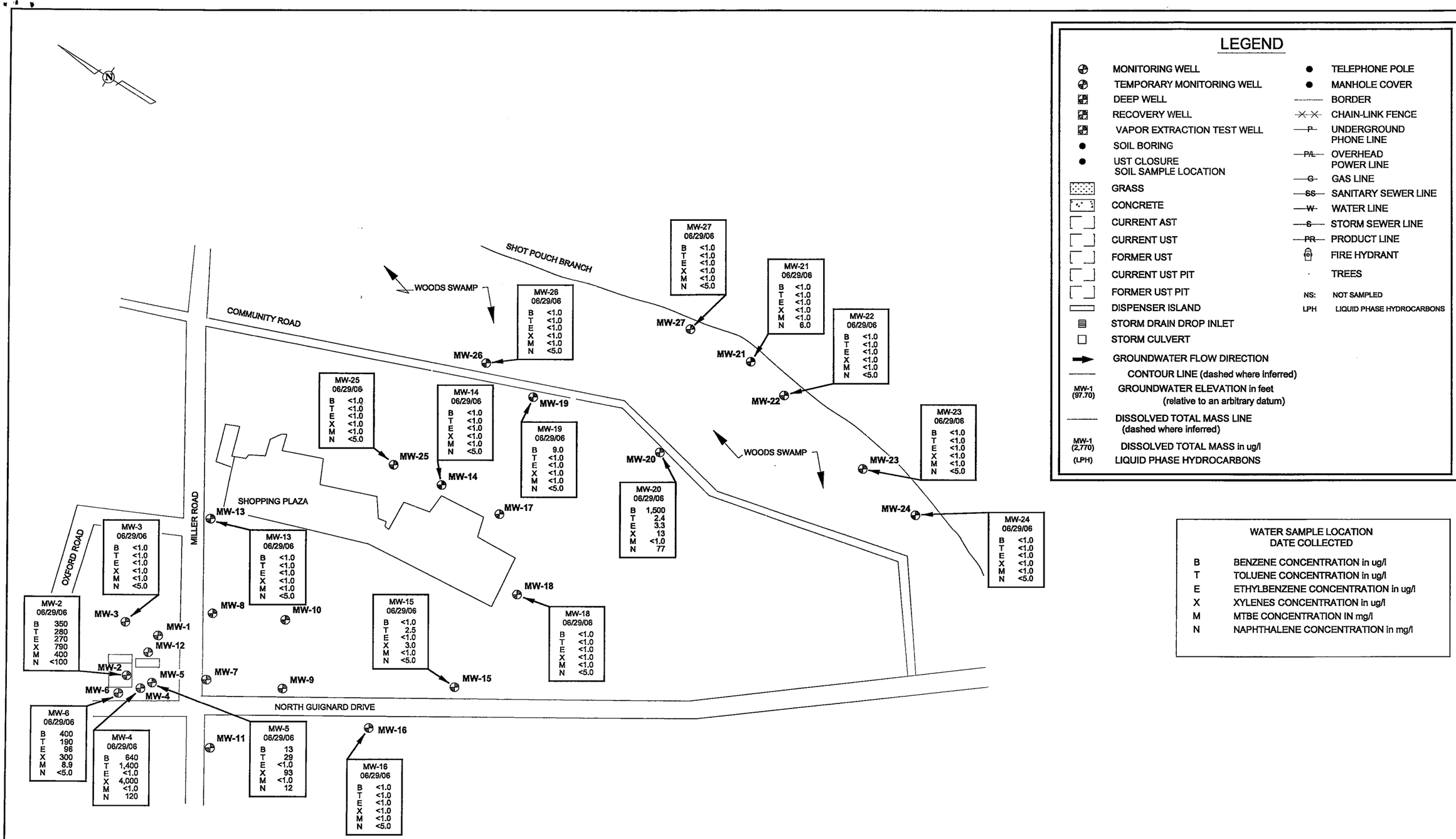

LEGEND

- MONITORING WELL
- TEMPORARY MONITORING WELL
- DEEP WELL
- RECOVERY WELL
- VAPOR EXTRACTION TEST WELL
- SOIL BORING
- UST CLOSURE SOIL SAMPLE LOCATION
- GRASS
- CONCRETE
- CURRENT AST
- CURRENT UST
- FORMER UST
- CURRENT UST PIT
- FORMER UST PIT
- DISPENSER ISLAND
- STORM DRAIN DROP INLET
- STORM CULVERT
- GROUNDWATER FLOW DIRECTION
- CONTOUR LINE (dashed where inferred)
- MW-1 (97.70) GROUNDWATER ELEVATION in feet (relative to an arbitrary datum)
- DISSOLVED TOTAL MASS LINE (dashed where inferred)
- MW-1 (2,770) DISSOLVED TOTAL MASS in ug/l
- (LPH) LIQUID PHASE HYDROCARBONS
- TELEPHONE POLE
- MANHOLE COVER
- BORDER
- CHAIN-LINK FENCE
- UNDERGROUND PHONE LINE
- OVERHEAD POWER LINE
- GAS LINE
- SANITARY SEWER LINE
- WATER LINE
- STORM SEWER LINE
- PRODUCT LINE
- FIRE HYDRANT
- TREES
- NS: NOT SAMPLED
- LPH LIQUID PHASE HYDROCARBONS

WATER SAMPLE LOCATION
DATE COLLECTED

- B BENZENE CONCENTRATION in ug/l
- T TOLUENE CONCENTRATION in ug/l
- E ETHYLBENZENE CONCENTRATION in ug/l
- X XYLENES CONCENTRATION in ug/l
- M MTBE CONCENTRATION IN mg/l
- N NAPHTHALENE CONCENTRATION in mg/l

CAD FILE = C-1383.dwg.

CONSULTECH ENVIRONMENTAL, INC.
Environmental Consulting and Engineering
© 1999
Delivering innovative solutions to today's environmental concerns

DRAWN: MAC	DATE: 12/04/06
UST# 08932	
PROJECT: HEALTH SELF SERV #2	
PROJECT No.: C-1383	
LOCATION: SUMTER, SC	

FIGURE 3
CHEMICALS OF CONCERN IN GROUNDWATER (JUNE 29, 2006)

FIGURE 4

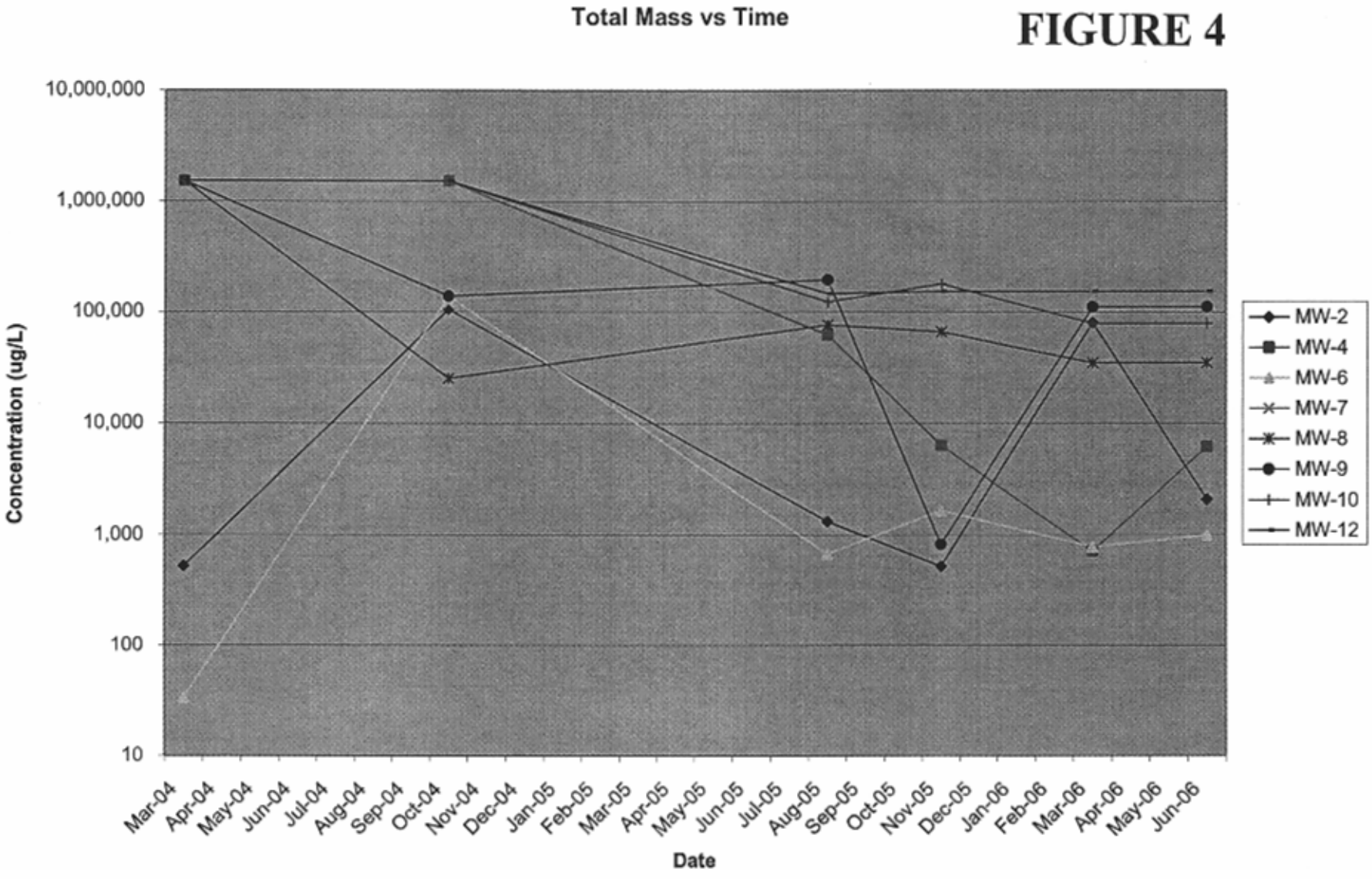
Total Mass vs Time
Concentration (ug/L)
10,000,000
1,000,000
100,000
10,000
1,000
100
10
Mar-04
Apr-04
May-04
Jun-04
Jul-04
Aug-04
Sep-04
Oct-04
Nov-04
Dec-04
Jan-05
Feb-05
Mar-05
Apr-05
May-05
Jun-05
Jul-05
Aug-05
Sep-05
Oct-05
Nov-05
Dec-05
Jan-06
Feb-06
Mar-06
Apr-06
May-06
Jun-06
Date
MW-2
MW-4
MW-6
MW-7
MW-8
MW-9
MW-10
MW-12

D H E C

PROMOTE PROTECT PROSPER

C. Earl Hunter, Commissioner

Promoting and protecting the health of the public and the environment.

DEC 20 2006

DOUG LEONARD
COCA COLA BOTTLING COMPANY
PO BOX 31487
CHARLOTTE NC 28231-1487

Re: HQ Heath Self Serve 2, 501 N Guignard Dr., Sumter, SC
UST Permit #08932; CA# 21908
Bid #SB-25841-6/24/04-EMW; PO #548324
Quarterly Monitoring Report received December 18, 2006
Sumter County

Dear Mr. Leonard:

As you may be aware, gasoline constituents have been identified in the soil and groundwater at the referenced facility. To protect human health, Consultech Environmental has been retained your behalf to initiate corrective action of the impacted groundwater by reducing the concentration of gasoline constituents to acceptable levels using extraction of water and free product combined with the injection of ambient air into the subsurface. Consultech has submitted the quarterly monitoring report that provides an overview of corrective action activities to date.

If there are any questions concerning this project, please contact me at (803) 896-6397, via email at thomadl@dhec.sc.gov or by fax at (803) 896-6245.

Sincerely,

Debra L. Thoma

Debra L. Thoma, Hydrogeologist
Northeastern SC Corrective Action Section
Assessment & Corrective Action Division
Underground Storage Tank Program
Bureau of Land & Waste Management

Enc.: Quarterly Monitoring Report

cc: Technical File

UST PROGRAM
DOCKETING # 91T

D H E C

PROMOTE PROTECT PROSPER

C. Earl Hunter, Commissioner

Promoting and protecting the health of the public and the environment.

DEC 29 2006

JAMES C BURNS JR & IDA B SUTTON
103 BURNS DR
SUMTER SC 29150

Re: HQ Heath Self Serve 2, 501 N Guignard Dr., Sumter, SC
UST Permit #08932; CA# 21908
Bid #SB-25841-6/24/04-EMW; PO #548324
Quarterly Monitoring Report received December 18, 2006
Property located at Tax Map #2291603037 & 2291603038
Sumter County

Dear Mr. Burns & Ms. Sutton:

As you are aware, gasoline constituents have been identified in the soil and groundwater at the referenced facility. Cleanup is warranted to protect human health and the environment. Consultech Environmental, Inc. has been retained on behalf of Coca-Cola Bottling Company to respond to the petroleum release. Consultech has submitted the quarterly monitoring report that provides an overview of corrective action activities to date.

If there are any questions concerning this project, please contact me at (803) 896-6397, via email at thomadl@dhec.sc.gov or by fax at (803) 896-6245.

Sincerely,

Debra L. Thoma

Debra L. Thoma, Hydrogeologist
Northeastern SC Corrective Action Section
Assessment & Corrective Action Division
Underground Storage Tank Program
Bureau of Land & Waste Management

Enc.: Quarterly Monitoring Report

cc: Technical File

D H E C

PROMOTE PROTECT PROSPER

C. Earl Hunter, Commissioner

Promoting and protecting the health of the public and the environment.

DEC 20 2006

RAJ SHAH
CONSULTECH ENVIRONMENTAL INC
PO BOX 5306
CARY NC 27512

Re: HQ Heath Self Serve 2, 501 N Guignard Dr., Sumter, SC
UST Permit #08932; CA# 21908
Bid #SB-25841-6/24/04-EMW; PO #548324
Quarterly Monitoring Report received December 18, 2006
Sumter County

Dear Mr. Shah:

Thank you for submitting the Quarterly Monitoring Report for the referenced facilities. Please note, the report was submitted past the required due date of June 21, 2006. Please remember that all monitoring wells must be sampled for mass reduction verification purposes prior to beginning the post-remediation phase of the cleanup. In addition, all monitoring wells will be required to be sampled during the post-remediation phase. The UST Program has not authorized semi-annual sampling for this remediation project. As the site was last sampled in June, sampling should be conducted within 30 days from the date of this letter. The next Monitoring Report must be submitted on or before March 30, 2007.

If there are any questions concerning this project, please contact me at (803) 896-6397, via email at thomadl@dhec.sc.gov or by fax at (803) 896-6245.

Sincerely,

Debra L. Thoma

Debra L. Thoma, Hydrogeologist
Northeastern SC Corrective Action Section
Assessment & Corrective Action Division
Underground Storage Tank Program
Bureau of Land & Waste Management

cc: Technical File

CONSULTECH ENVIRONMENTAL, LLC.

August 8, 2007

Ms. Debra Thoma
Hydrogeologist
NE SC Corrective Action Branch
South Carolina Department of Health and Environmental Control
Division of Underground Storage Tank Management
2600 Bull Street
Columbia, South Carolina 29201-1708

Re: Biannual Monitoring Report
Former Heath Self Serve #2
501 N. Guignard Rd. Sumter County, SC
SCDHEC Facility ID # 08932
SB#25841-6/24/04-EMW, PO#54834
Consultech Project C-1383

Dear Ms. Thoma:

Consultech Environmental, LLC. (Consultech) is pleased to present this Biannual Monitoring Report for the above referenced facility. Should you have any questions regarding this report or the project in general, please do not hesitate to contact us at (919) 858-5350.

Sincerely,
CONSULTECH ENVIRONMENTAL, LLC.

_____
Raj B. Shah
Technical Director

cc: File C-1383

Groundwater Monitoring Report

Heath Self Serve #2
UST Permit # 08932
501 North Guignard Road
Sumter, Sumter County, South Carolina

Prepared for:
SCDHEC
2600 Bull Street
Columbia, SC 29201-1708

Prepared by:
Consultech Environmental, LLC.
P.O. Box 5306
Cary, NC 27512

_____

Raj B. Shah P.E.
Technical Director

August 2007
Consultech Project No.: C-1383

Groundwater Monitoring Report

Consultech personnel performed a groundwater-sampling event on the subject site located at 501 North Guignard Road, Sumter, Sumter County, South Carolina (Figure 1)**.** This report details the groundwater monitoring results for the sampling event conducted on June 22, 2007.

Monitoring wells MW-2, MW-4 through MW-10, MW-13 through MW-16, and MW-20, were gauged for groundwater elevations and liquid petroleum hydrocarbons (LPH) on June 22, 2007. Monitoring wells MW-11 and MW-17 were not found. Monitoring well MW-12 was dry. These wells were not gauged or sampled. Monitoring wells MW-7 and MW-10 contained LPH and were not sampled. Fluid level measurements were taken to create a groundwater elevation contour map for the wells as presented in Figure 2. Groundwater elevations ranged between 73.30 feet in monitoring well MW-20 and 80.52 feet in monitoring well MW-2 with an average hydraulic gradient of 0.008 ft/ft (Table 1). According to Figure 2, groundwater at the site flows towards the south.

Groundwater samples were collected from monitoring wells MW-2, MW-4 through MW-7, MW-9 MW-10, and MW-20. Please reference Consultech's Standard Operating Procedures document dated October 2002 for detailed sampling protocol. The field data and groundwater analytical results for the monitoring wells are shown on Tables 1 and 2, respectively. Laboratory data sheets and chain-of-custody forms are included under Appendix 1.

LPH were detected in monitoring wells MW-7 (1.19 feet) and MW-10 (0.44 feet).

A comparison of results from this sampling event to previous events indicates an increase in total mass from 389,310 micrograms per 1itter (ug/l) to 403,302 ug/l (Table 2). According to Table 3, Mass reduction Calculations, there has been a 99.58 percent decrease in mass above the SSTLs. A "Chemicals of Concern in Groundwater" map is presented as Figure 3. Monitoring wells MW-2, MW-6, MW-7, and MW-20 contained contaminants that exceeded SSTLs.

The next groundwater-sampling event is planned for January 2008.

Table 1
Groundwater Monitoring Data through June 22, 2007
Health Self Serve 2, Sumter, South Carolina, UST Permit #08932 Consultech Project # C-1383

Monitoring Well	Date	TOC Elevation	TOC to GW (ft-bgs)	TOC to FP (ft-bgs)	FP Thickness (ft.)	GW Elevation	pH	Temperature (C^o)	Conductivity (µS/cm)	Dissolved O_2 (mg/L)
MW-2	03/06/04	98.83	17.77			81.06				
Note 1	10/20/04	98.83	17.49			81.34	6.5	28.5	216	2.0
	08/22/05	98.83	17.03			81.80	6.0	26.8	171	2.4
	11/28/05	98.83	17.51			81.32	5.7	22.2	162	2.8
	03/09/06	98.83	16.85			81.98	6.0	18.7	229	1.9
	06/29/06	98.83	17.83			81.00	Not Gauged			
	06/22/07	98.83	18.31			80.52	5.5	21.0	270	NM
MW-3	03/06/04	101.09	18.83			82.26				
	10/20/04		19.25			81.84	6.1	26.5	75	2.1
	08/22/05		18.87			82.22	6.8	23.7	28	2.9
	11/28/05		19.13			81.96	7.2	20.4	82	2.8
	03/09/06		19.84			81.25	6.8	19.9	23	2.7
	06/29/06		17.89			83.20	Not Gauged			
	06/22/07		NM			NM	Not Gauged			
MW-4	03/06/04	98.72	16.70		0.30'	82.02				
	10/20/04		17.05	16.93	0.12	81.76	5.9	26.5	151	1.6
	08/22/05		16.73		0.00	81.99	6.4	27.3	87	2.1
	11/28/05		17.18		0.00	81.54	6.3	21.2	93	2.3
	03/09/06		16.99		0.00	81.73	6.9	17.3	17	2.6
	06/29/06		17.54		0.00	81.18	Not Gauged			
	06/22/07		17.74		0.00	80.98	5.9	21.0	70	NM
MW-5	03/06/04	98.83	17.45			81.38				
	10/20/04		17.53			81.30	5.6	26.8	60	3.4
	08/22/05		17.17			81.66	6.5	27.1	168	2.7
	11/28/05		17.66			81.17	6.8	20.9	194	2.9
	03/09/06		17.11			81.72	5.9	20.3	26	3.0
	06/29/06		18.15			80.68	Not Gauged			
	06/22/07		18.53			80.30	Not Gauged			
MW-6	03/06/04	98.98	16.74			82.24				
	10/20/04		16.76			82.22	5.3	26.6	49	2.0
	08/22/05		16.42			82.56	6.2	27.3	145	2.6
	11/28/05		16.81			82.17	6.4	21.1	137	2.5
	03/09/06		17.56			81.42	6.3	22.1	148	2.4
	06/29/06		18.51			80.47	Not Gauged			
	06/22/07		17.55			81.43	6.3	26.4	149	NM

Table 1
Groundwater Monitoring Data through June 22, 2007
Health Self Serve 2, Sumter, South Carolina, UST Permit #08932 Consultech Project # C-1383

Monitoring Well	Date	TOC Elevation	TOC to GW (ft-bgs)	TOC to FP (ft-bgs)	FP Thickness (ft.)	GW Elevation	pH	Temperature (C^o)	Conductivity (µS/cm)	Dissolved O_2 (mg/L)
MW-7	03/06/04	98.64	17.15		0.35'	81.49				
	10/20/04		17.39			81.25	5.7	26.4	92	2.2
	08/22/05		17.00	sheen	sheen	81.64	5.2	27.3	61	2.0
	11/28/05		17.46			81.18	5.8	21.6	217	2.1
	03/09/06		17.60			81.04	6.0	20.3	107	1.9
	06/29/06		19.52	18.02	1.50	79.12	Not Gauged			
	06/22/07		19.18	17.99	1.19	79.46	5.8	22.6	220	NM
MW-8	03/06/04	99.58	17.85		0.03'	81.73				
	10/20/04		18.30			81.28	6.0	27.0	336	2.8
	08/22/05		17.90			81.68	5.1	27.4	29	2.4
	11/28/05		18.35			81.23	6.1	20.8	88	2.3
	03/09/06		18.49			81.09	5.7	19.5	46	2.5
	06/29/06		19.51	19.41	0.10	80.07	Not Gauged			
	06/22/07		19.01			80.57	Not Gauged			
MW-9	03/06/04	97.93	16.85		0.12'	81.08				
	10/20/04		17.25			80.68	6.3	27.2	254	1.2
	08/22/05		16.80			81.13	5.3	27.9	20	1.8
	11/28/05		17.33			80.60	5.3	21.4	236	2.3
	03/09/06		17.32			80.61	5.4	20.1	137	1.9
	06/29/06		18.43	18.35	0.08	79.50	Not Gauged			
	06/22/07		17.98			79.95	5.3	20.3	248	NM
MW-10	03/06/04	97.71	17.56		1.07'	80.15				
	10/20/04		17.95	16.97	0.98	80.52	5.2	27.4	1139	1.1
	08/22/05		16.79		0.00	80.92	4.8	27.7	28	1.6
	11/28/05		16.83		0.00	80.88	5.8	21.1	129	1.5
	03/09/06		17.35			80.36	5.7	20.3	35	1.7
	06/29/06		18.46	18.31	0.15	79.37	Not Gauged			
	06/22/07		18.22	17.78	0.44	79.83	5.8	22.0	10	NM
MW-11	03/06/04	97.60	15.96			81.64				
	10/20/04	Unable to Locate								
	08/22/05	Unable to Locate								
	11/28/05	Unable to Locate								
	03/09/06	Unable to Locate								
	06/29/06	Unable to Locate								

Table 1
Groundwater Monitoring Data through June 22, 2007
Health Self Serve 2, Sumter, South Carolina, UST Permit #08932 Consultech Project # C-1383

Monitoring Well	Date	TOC Elevation	TOC to GW (ft-bgs)	TOC to FP (ft-bgs)	FP Thickness (ft.)	GW Elevation	pH	Temperature (C^o)	Conductivity (µS/cm)	Dissolved O_2 (mg/L)
MW-12	03/06/04	99.68	17.90		0.30'	81.78				
	10/20/04		18.57	17.93	0.64	81.61	6.4	29.3	173	2.0
	08/22/05		17.65	sheen	0.00	82.03	6.4	27.3	232	2.5
	11/28/05		18.04		0.00	81.64	5.9	21.0	277	2.2
	03/09/06		Dry		0.00	Dry	5.9	Dry	Dry	Dry
	06/29/06		Dry		0.00	Dry	5.9	Dry	Dry	Dry
	06/22/07		Dry		0.00	Dry				
MW-13	03/06/04	99.88	18.21			81.67				
	10/20/04		18.78			81.10	6.2	27.1	256	3.6
	08/22/05		18.37			81.51	5.6	26.8	28	3.8
	11/28/05		18.72			81.16	6.3	20.3	82	3.2
	03/09/06		18.92			80.96	5.5	19.8	51	3.1
	06/29/06		19.92			79.96	Not Gauged			
	06/22/07		17.17			82.71	Not Gauged			
MW-14	03/06/04	91.12	12.81			78.31				
	10/20/04		13.21			77.91	6.6	25.9	155	4.2
	08/22/05		12.91			78.21	5.9	28.4	86	4.0
	11/28/05		13.28			77.84	5.1	22.4	75	3.8
	03/09/06		12.61			78.51	5.8	20.9	61	3.6
	06/29/06		13.65			77.47	Not Gauged			
	06/22/07		13.76			77.36	Not Gauged			
MW-15	03/06/04	91.29	11.34			79.95				
	10/20/04		13.46			77.83	6.5	26.1	162	2.8
	08/23/05		11.81			79.48	5.9	29.2	45	2.9
	11/28/05		12.26			79.03	5.7	20.5	52	3.3
	03/09/06		13.02			78.27	5.4	20.2	51	3.5
	06/29/06		12.73			78.56	Not Gauged			
	06/22/07		12.56			78.73	Not Gauged			
MW-16	03/06/04	94.15	13.02			81.13				
	10/20/04		11.84			82.31	6.3	29.2	13	3.3
	08/23/05		13.15			81.00	5.5	27.9	52	3.6
	11/28/05		13.74			80.41	6.0	21.5	61	3.5
	03/09/06		14.51			79.64	5.7	20.8	51	3.3
	06/29/06		14.58			79.57	Not Gauged			
	06/22/07		14.41			79.74	Not Gauged			

Table 1
Groundwater Monitoring Data through June 22, 2007
Health Self Serve 2, Sumter, South Carolina, UST Permit #08932 Consultech Project # C-1383

Monitoring Well	Date	TOC Elevation	TOC to GW (ft-bgs)	TOC to FP (ft-bgs)	FP Thickness (ft.)	GW Elevation	pH	Temperature (C^o)	Conductivity (µS/cm)	Dissolved O_2 (mg/L)
MW-18	03/06/04	92.29	13.39			78.90				
	10/20/04		13.80			78.49	6.7	28.4	46	3.0
	08/23/05		13.50			78.79	5.9	28.6	49	3.5
	11/28/05		13.87			78.42	5.5	22.1	41	3.6
	03/09/06		14.41			77.88	5.5	21.7	57	3.7
	06/29/06		18.02			74.27	Not Gauged			
	06/22/07		NM			NM	Not Gauged			
MW-19	03/06/04	76.76	4.45			72.31				
	10/20/04	Unable to Locate								
	08/23/05	Unable to Locate								
	11/28/05	76.76	5.87			70.89	5.7	21.6	62	3.7
	03/09/06	76.76	3.89			72.87	6.3	20.8	39	3.5
	06/29/06	76.76	4.79			71.97	Not Gauged			
	06/22/07	76.76	NM			NM	Not Gauged			
MW-20	03/06/04	76.16	2.71			73.45				
	10/20/04	Unable to Locate								
	08/23/05	Unable to Locate								
	11/28/05	76.16	6.14			70.02	6.4	21.4	69	3.8
	03/09/06	76.16	2.89			73.27	5.9	18.2	32	3.5
	06/29/06	76.16	1.54			74.62	Not Gauged			
	06/22/07	76.16	2.86			73.30	Not Gauged			
MW-21	03/06/04	73.49	0.70			72.79				
	10/20/04		1.22			72.27	6.8	23.1	334	5.6
	08/23/05	Unable to Locate								
	11/28/05	73.49	6.21			67.28	6.1	20.3	83	4.1
	03/09/06	73.49	1.71			71.78	6.4	19.7	147	3.8
	06/29/06	73.49	1.50			71.99	Not Gauged			
	06/22/07	73.49	NM			NM	Not Gauged			
MW-22	03/06/04	73.79	0.85			72.94				
	10/20/04		0.60			73.19	6.7	23.7	152	5.5
	08/23/05	Unable to Locate								
	11/28/05	73.79	5.88			67.91	6.2	21.7	73	3.9
	03/09/06	73.79	2.15			71.64	5.9	20.7	26	3.7
	06/29/06	73.79	1.13			72.66	Not Gauged			
	06/22/07	73.79	NM			NM	Not Gauged			

Table 1
Groundwater Monitoring Data through June 22, 2007
Health Self Serve 2, Sumter, South Carolina, UST Permit #08932 Consultech Project # C-1383

Monitoring Well	Date	TOC Elevation	TOC to GW (ft-bgs)	TOC to FP (ft-bgs)	FP Thickness (ft.)	GW Elevation	pH	Temperature (C^o)	Conductivity (µS/cm)	Dissolved O_2 (mg/L)
MW-23	03/06/04	73.06	0.10			72.96				
	10/20/04		0.60			72.46	6.9	24.0	265	3.9
	08/23/05	Unable to Locate								
	11/28/05	73.06	5.91			67.15	5.9	21.1	49	4.2
	03/09/06	73.06	2.02			71.04	5.9	20.6	34	3.9
	06/29/06	73.06	0.00			73.06	Not Gauged			
	06/22/07	73.06	NM			NM	Not Gauged			
MW-24	03/06/04	72.25	0.08			72.17				
	10/20/04		0.60			71.65	7.0	23.5	308	4.2
	08/23/05	Unable to Locate								
	11/28/05	72.25	5.77			66.48	5.6	20.8	72	3.7
	03/09/06	Unable to Locate								
	06/29/06	72.25	1.00			71.25	Not Gauged			
	06/22/07	72.25	NM			NM	Not Gauged			
MW-25	03/06/04	95.48	10.08			85.40				
	10/20/04		10.61			84.87	6.8	25.2	113	4.0
	08/23/05		10.28			85.20	5.7	28.1	83	3.8
	11/28/05		9.78			85.70	6.4	21.4	86	3.6
	03/09/06		10.33			85.15	5.5	20.3	49	3.8
	06/29/06		11.15			84.33	Not Gauged			
	06/22/07		NM			NM	Not Gauged			
MW-26	03/06/04	83.42	5.51			77.91				
	10/20/04		5.56			77.86	6.7	23.9	192	3.5
	08/23/05	Unable to Locate								
	11/28/05	83.42	10.22			73.20	6.1	21.2	44	3.3
	03/09/06	83.42	5.19			78.23	5.5	20.8	219	3.6
	06/29/06	83.42	5.81			77.61	Not Gauged			
	06/22/07	83.42	NM			NM	Not Gauged			
MW-27	03/06/04	78.96	2.05			76.91				
	10/20/04		1.53			77.43	7.0	24.2	NM	6.0
	08/23/05	Unable to Locate								
	11/28/05	78.96	5.91			73.05	5.7	20.6	61	4.3
	03/09/06	78.96	1.68			77.28	6.3	19.6	149	4.0
	06/29/06	78.96	1.68			77.28	Not Gauged			
	06/22/07	78.96	NM			NM	Not Gauged			

Notes: (1) TOC for MW-2 is assumed to be at mid-height between MW-6 and MW-12.

TABLE 2: Heath Self Serve 2
Chemicals of Concern in Groundwater
Groundwater Analytical Data Through June 22, 2007
SCDHEC UST Permit # 08932
Sumter, South Carolina - Consultech Project # C-1383

Well No.	Date	Benzene	Toluene	Ethyl-benzene	Xylenes	MTBE	Naphthalene	Total Mass
SSTL		**78**	**84**	**140**	**212**	**5**	**5**	
MW-2	03/06/04	**78**	**84**	**140**	**212**	**5**	**5**	524
	10/20/04	**9,600**	**46,000**	**7,100**	**30,000**	**510**	**13,000**	106,210
	08/22/05	**390**	**100**	**270**	**480**	**31**	**50**	1,321
	11/28/05	54	49	53	200	**110**	**53**	519
	03/09/06	**8,600**	**43,000**	**3,900**	**22,000**	**2,500**	**270**	80,270
	06/29/06	**350**	**280**	**270**	**790**	**400**	**<100**	2,090
	06/22/07	**220**	40	**180**	150	**370**	**<100**	960
MW-3	03/06/04	1	1	<1	7	<1	<5	16
	10/20/04	**7.1**	**4.0**	**3.4**	**34**	<1.0	<5.0	54.5
	08/22/05	<1	<1	<1	<1	<1	<5	10
	11/28/05	<5.0	9.4	<5.0	7.8	<5.0	<25	23.2
	03/09/06	<1.0	<1.0	<1.0	<1.0	<1.0	<5.0	10.0
	06/29/06	<1.0	<1.0	<1.0	<1.0	<1.0	<5.0	10.0
	06/22/07	NS	NS	NS	NS	NS	NS	10.0
SSTL		**246**	**260,000**	**40,000**	**180,000**	**119**	**20,000**	
MW-4	03/06/04	**72,000**	**260,000**	**40,000**	**180,000**	**940,000**	**20,000**	1,512,000
	10/20/04	**72,000**	**260,000**	**40,000**	**180,000**	**940,000**	**20,000**	1,512,000
	08/22/05	**720**	13,000	5,900	40,000	**250**	2,300	62,170
	11/28/05	**590**	1,200	89	4,100	**150**	180	6,309
	03/09/06	57	150	180	150	26	150	713
	06/29/06	**640**	1,400	<1	4,000	<1	120	6,160
	06/22/07	30	140	14	240	<1.0	13	437
MW-5	03/06/04	<1	<1	<1	<1	<1	<5	10
	10/20/04	2.0	81	74	370	<1.0	74	602
	08/22/05	<10	120	170	990	<10	140	1421
	11/28/05	1.7	8.6	<1	50	<1	8.4	70
	03/09/06	<1.0	<1.0	<1.0	<1.0	<1.0	<5.0	10.0
	06/29/06	13	29.0	<1.0	93.0	<1.0	12	147.0
	06/22/07	1	17.0	3.9	20.0	<1.0	<5.0	42.2
SSTL		**14**	**<1**	**3**	**8**	**3**	**5**	
MW-6	03/06/04	14	<1	3	8	3	<5	34
	10/20/04	**7,900**	**30,000**	**15,000**	**77,000**	**<250**	**9,100**	139250
	08/22/05	**200**	**56**	**39**	**130**	<1	<5	675
	11/28/05	**600**	**240**	**170**	**400**	**<100**	**<500**	1660
	03/09/06	**330**	**70**	**58**	**75**	**<10**	**<50**	783
	06/29/06	**400**	**190**	**96**	**300**	**8.9**	<5	995
	06/22/07	**77**	**62**	**33**	**180**	**<1.0**	<5.0	352
SSTL		**7,620**	**260,000**	**40,000**	**180,000**	**85**	**20,000**	
MW-7	03/06/04	**72,000**	**260,000**	**40,000**	**180,000**	**940,000**	**20,000**	1,512,000
	10/20/04	**21,000**	47,000	9,400	37,000	**5,400**	1,100	120900
	08/22/05	**13,000**	57,000	17,000	82,000	**4,300**	11,000	184300
	11/28/05	**16,000**	40,000	7,100	34,000	**4,300**	1,200	102600
	03/09/06	**19,000**	70,000	8,200	45,000	**6,400**	<1,000	148600
	03/09/06	**19,000**	70,000	8,200	45,000	**6,400**	<1,000	148600
	06/29/06	NS	NS	NS	NS	NS	NS	148600
	06/22/07	**17,000**	52,000	7,000	35,000	**3,400**	1,900	148600
SSTL		**3,307**	**260,000**	**40,000**	**180,000**	**57**	**20,000**	
MW-8	03/06/04	**72,000**	**260,000**	**40,000**	**180,000**	**940,000**	**20,000**	1,512,000
	10/20/04	1,700	11,000	2,300	9,400	<25	1,000	25425
	08/22/05	**6,000**	30,000	6,600	32,000	**200**	1,700	76525
	1128/05	**5,300**	29,000	5,000	27,000	**<200**	<1000	66325
	03/09/06	1,800	13,000	2,800	17,000	<20	410	35035
	06/29/06	NS	NS	NS	NS	NS	NS	35035
	06/22/07	NS	NS	NS	NS	NS	NS	35035

TABLE 2: Heath Self Serve 2
Chemicals of Concern in Groundwater
Groundwater Analytical Data Through June 22, 2007
SCDHEC UST Permit # 08932
Sumter, South Carolina - Consultech Project # C-1383

Well No.	Date	Benzene	Toluene	Ethyl-benzene	Xylenes	MTBE	Naphthalene	Total Mass
SSTL		**4,075**	**260,000**	**40,000**	**180,000**	**63**	**20,000**	
MW-9	03/06/04	**72,000**	**260,000**	**40,000**	**180,000**	**940,000**	**20,000**	1,512,000
	10/20/04	**20,000**	48,000	9,800	50,000	**590**	10,000	138,390
	08/22/05	**23,000**	77,000	15,000	75,000	**270**	4,400	194,670
	11/28/05	190	350	45	230	<1.0	7.1	822
	03/09/06	**22,000**	60,000	3,800	24,000	**170**	560.0	110,530
	06/29/06	NS	NS	NS	NS	NS	NS	110,530
	06/22/07	4,900	31,000	3,700	26,000	<50	2,600	68,200
SSTL		**2,179**	**260,000**	**40,000**	**180,000**	**52**	**20,000**	
MW-10	03/06/04	**72,000**	**260,000**	**40,000**	**180,000**	**940,000**	**20,000**	1,512,000
	10/20/04	**72,000**	**260,000**	**40,000**	**180,000**	**940,000**	**20,000**	1,512,000
	08/22/05	**20,000**	34,000	34,000	25,000	**250**	9,900	123,150
	11/28/05	**21,000**	62,000	16,000	76,000	**<200**	3,500	178,500
	03/09/06	**17,000**	40,000	3,100	19,000	**<500**	<2500	79,100
	06/29/06	NS	NS	NS	NS	NS	NS	79,100
	06/22/07	6,500	42,000	14,000	96,000	<500	25,000	183,500
SSTL		**<1**	**2**	**1**	**11**	**<1**	**<5**	
MW-11	03/06/04	**<1**	**2**	**1**	**11**	**<1**	**<5**	21
	10/20/04	**Not Found**						21
	08/22/05	**Not Found**						21
	11/28/05	**Not Found**						21
	03/09/06	**Not Found**						21
	06/29/06	**Not Found**						21
	06/22/07	**Not Found**						21
SSTL		**6,865**	**260,000**	**40,000**	**180,000**	**80**	**20,000**	
MW-12	03/06/04	**72,000**	**260,000**	**40,000**	**180,000**	**940,000**	**20,000**	1,512,000
	10/20/04	**72,000**	**260,000**	**40,000**	**180,000**	**940,000**	**20,000**	1,512,000
	08/22/05	4,100	44,000	15,000	75,000	**250**	7,800	146,150
	11/28/05	5,400	46,000	16,000	81,000	**<200**	4,100	152,500
	03/09/06	Dry	Dry	Dry	Dry	Dry	Dry	152,500
	06/29/06	Dry	Dry	Dry	Dry	Dry	Dry	152,500
	06/22/07	NS	NS	NS	NS	NS	NS	152,500
MW-13	03/06/04	<1	<1	<1	<1	<1	<5	10
	10/20/04	<1	**1.9**	<1	**1.7**	<1	<5	12
	08/22/05	<1	<1	<1	<1	<1	<5	10
	11/28/05	1.7	2.7	1.9	6.6	<1	<5	18
	03/09/06	<1	<1	<1	3.6	<1	<5	13
	06/29/06	<1	<1	<1	<1	<1	<5	10
	06/22/07	NS	NS	NS	NS	NS	NS	10
SSTL		**68**	**<1**	**4**	**21**	**<1**	**<5**	
MW-14	03/06/04	68	<1	4	21	<1	<5	100
	10/20/04	<1	**2.2**	<1	**1.4**	<1	<5	12
	08/22/05	<1	<1	<1	<1	<1	<5	10
	11/28/05	<1	1	<1	1	<1	<5	10
	03/09/06	<1	<1	<1	<1	<1	<5	10
	06/29/06	<1	<1	<1	<1	<1	<5	10
	06/22/07	NS	NS	NS	NS	NS	NS	10
MW-15	03/06/04	<1	<1	<1	<1	<1	<5	10
	10/20/04	<1	2.1	<1	2.3	<1	<5	12
	08/23/05	<1	2.2	1.2	7.1	<1	<5	18
	11/28/05	<1	1.7	<1	1.6	<1	<5	11
	03/09/06	<1	<1	<1	1.5	1.6	<5	12
	06/29/06	<1	2.5	<1	3.0	<1	<5	
	06/22/07	<1	67.0	63.0	430.0	<1	100	660

TABLE 2: Heath Self Serve 2
Chemicals of Concern in Groundwater
Groundwater Analytical Data Through June 22, 2007
SCDHEC UST Permit # 08932
Sumter, South Carolina - Consultech Project # C-1383

Well No.	Date	Benzene	Toluene	Ethyl-benzene	Xylenes	MTBE	Naphthalene	Total Mass
MW-16	03/06/04	<1	<1	<1	<1	<1	<5	10
	10/20/04	<1	2.4	<1	1.6	<1	<5	12
	08/23/05	<1	<1	<1	1.2	<1	<5	12
	11/28/05	<1	1.5	<1	1.5	<1	<5	11
	03/09/06	<1	<1	<1	3.4	1.2	<5	11
	06/29/06	<1	<1	<1	<1	<1	<5	10
	06/22/07	NS	NS	NS	NS	NS	NS	10
MW-18	03/06/04	<1	<1	<1	<1	<1	<5	10
	10/20/04	<1	2.3	<1	1.3	<1	<5	12
	08/23/05	<1	<1	<1	<1	<1	<5	10
	11/28/05	<1	<1	<1	<1	<1	<5	10
	03/09/06	<1	1.3	<1	1.0	<1	<5	10
	06/29/06	<1	<1	<1	<1	<1	<5	
	06/22/07	NS	NS	NS	NS	NS	NS	10
SSTL		**31**	**<1**	**<1**	**16**	**40**	**<5**	
MW-19	03/06/04	**166**	**<1**	**<1**	**16**	**196**	**<5**	385
	10/20/04	**Not Found**						385
	08/23/05	**Not Found**						385
	11/28/05	<1	3.8	<1	10.0	<1	<5	24
	03/09/06	**34**	<1	<1	<1	3.7	<5	38
	06/29/06	9	<1	<1	<1	<1	<5	
	06/22/07	NS	NS	NS	NS	NS	NS	18
SSTL		**26**	**2**	**<1**	**35**	**40**	**<5**	
MW-20	03/06/04	**1,760**	**2**	**<1**	**35**	**80**	**<5**	1883
	10/20/04	**Not Found**						1883
	08/23/05	**Not Found**						1883
	11/28/05	<1	<1	<1	<1	<1	<5	10
	03/09/06	**1,300**	1.9	<1	9.9	<1	**74**	1,386
	06/29/06	**1,500**	**2.4**	**3.3**	13.0	<1	**77**	1,596
	06/22/07	**900**	1.9	**2.6**	6.1	<1.0	**77**	988
SSTL		**<1**	**<1**	**<1**	**<1**	**<1**	**<5**	
MW-21	03/06/04	<1	<1	<1	<1	<1	<5	10
	10/20/04	<1	**1.9**	<1	<1	<1	<5	11
	08/23/05	**Not Found**						11
	11/28/05	<1	<1	<1	<1	<1	<5	10
	03/09/06	<1	<1	<1	**1.5**	<1	<5	10
	06/29/06	<1	<1	<1	<1	<1	**6**	11
	06/22/07	NS	NS	NS	NS	NS	NS	11
MW-22	03/06/04	<1	<1	<1	<1	<1	<5	10
	10/20/04	<1	1.9	<1	<1	<1	<5	11
	08/23/05	**Not Found**						11
	11/28/05	<1	<1	<1	<1	<1	<5	10
	03/09/06	<1	<1	<1	2.5	<1	<5	10
	06/29/06	<1	<1	<1	<1	<1	<5	
	06/22/07	NS	NS	NS	NS	NS	NS	10

TABLE 2: Heath Self Serve 2
Chemicals of Concern in Groundwater
Groundwater Analytical Data Through June 22, 2007
SCDHEC UST Permit # 08932
Sumter, South Carolina - Consultech Project # C-1383

Well No.	Date	Benzene	Toluene	Ethyl-benzene	Xylenes	MTBE	Naphthalene	Total Mass
MW-23	03/06/04	<1	<1	<1	<1	<1	<5	10
	10/20/04	<1	1.0	<1	<1	<1	<5	10
	08/23/05	**Not Found**						10
	11/28/05	<1	<1	<1	<1	<1	<5	10
	03/09/06	<1	<1	<1	1.5	<1	<5	10
	06/29/06	<1	<1	<1	<1	<1	<5	
	06/22/07	NS	NS	NS	NS	NS	NS	10
MW-24	03/06/04	<1	<1	<1	<1	<1	<5	10
	10/20/04	<1	<1	<1	<1	<1	<5	10
	08/23/05	**Not Found**						10
	11/28/05	<1	1.6	<1	2.1	<1	<5	12
	03/09/06	could	not	locate				12
	06/29/06	<1	<1	<1	<1	<1	<5	
	06/22/07	NS	NS	NS	NS	NS	NS	10
MW-25	03/06/04	<1	<1	<1	<1	<1	<5	10
	10/20/04	<1	1.7	<1	<1	<1	<5	11
	08/23/05	<1	<1	<1	<1	<1	<5	10
	11/28/05	<1	<1	<1	<1	<1	<5	10
	03/09/06	<1	4.9	<1	4.3	<1	<5	16
	06/29/06	<1	<1	<1	<1	<1	<5	10
	06/22/07	NS	NS	NS	NS	NS	NS	10
MW-26	03/06/04	<1	<1	<1	<1	<1	<5	10
	10/20/04	<1	3.5	<1	2.9	<1	<5	14
	08/23/05	**Not Found**						14
	11/28/05	<1	<1	<1	<1	<1	<5	10
	03/09/06	<1	<1	<1	<1	<1	<5	10
	06/29/06	<1	<1	<1	<1	<1	<5	
	06/22/07	NS	NS	NS	NS	NS	NS	10
SSTL		**<1**	**<1**	**<1**	**<1**	**1**	**<5**	
MW-27	03/06/04	<1	<1	<1	<1	1	<5	10
	10/20/04	<1	**2.1**	<1	**2.2**	<1	<5	14
	08/23/05	**Not Found**						14
	11/28/05	<1	<1	<1	1.0	<1	<5	10
	03/09/06	<1	<1	<1	**2.5**	<1	<5	11
	06/29/06	<1	<1	<1	<1	<1	<5	
	06/22/07	NS	NS	NS	NS	NS	NS	11
SSTL Mass	**03/06/04**	**24,512**	**1,560,093**	**240,152**	**1,080,305**	**548**	**120,040**	**3,025,650**
Initial Mass	03/06/04	434,089	1,560,093	240,152	1,080,305	5,640,288	120,040	9,074,967
	10/20/04	257,321	962,109	163,690	743,822	2,826,789	94,339	**5,048,071**
	08/23/05	69,336	255,156	93,980	330,660	5,831	37,290	**792,253**
	11/28/05	49,140	178,846	44,461	222,944	5,265	10,565	**511,221**
	03/09/06	70,121	226,227	22,038	127,249	8,906	4,964	**459,505**
	06/29/06	63,525	184,917	18,285	110,212	7,516	4,855	**389,310**
Current Mass	06/22/07	29,628	125,228	24,997	158,126	3,770	29,690	**403,302**
% Decrease	3/04 to 10/04	40.72%	38.33%	31.84%	31.15%	49.88%	21.41%	44.37%
% Decrease	3/04 to 8/05	84.03%	83.64%	60.87%	69.39%	99.90%	68.94%	91.27%
% Decrease	3/04 to 11/05	88.68%	88.54%	81.49%	79.36%	99.91%	91.20%	94.37%
% Decrease	3/04 to 6/06	85.37%	88.15%	92.39%	89.80%	99.87%	95.96%	95.71%
% Decrease	3/04 to 6/07	93.17%	91.97%	89.59%	85.36%	99.93%	75.27%	95.56%

NS - Not Sampled - Wells were either unaccessible, not found, or contained free product

Table 3
Mass Reduction Calculations Through June 22, 2007
Heath Self Serve 2, Sumter, SC
SCDHEC UST Permit #08932 - Consultech Project # C-1383

		Benzene	Toluene	Ethylbenzene	Xylenes	MTBE	Naphthalene	Mass>SSTL
MW-2	SSTL	**78**	**84**	**140**	**212**	**5**	**5**	
	Initial	78	84	140	212	5	5	
06/22/07	Subsequent	**220**	40	**180**	150	**370**	**100**	
	Initial > SSTL	0	0	0	0	0	0	0
	Subsequent > SSTL	142	0	40	0	365	95	642
MW-4	SSTL	**246**	**260,000**	**40,000**	**180,000**	**119**	**20,000**	
	Initial	72,000	260,000	40,000	180,000	940,000	20,000	
06/22/07	Subsequent	30	140	14	240	1	13	
	Initial > SSTL	71,754	0	0	0	939,881	0	1,011,635
	Subsequent > SSTL	0	0	0	0	0	0	0
MW-6	SSTL	**14**	**1**	**3**	**8**	**3**	**5**	
	Initial	14	1	3	8	3	5	
06/22/07	Subsequent	**77**	**62**	**33**	**180**	1	5	
	Initial > SSTL	0	0	0	0	0	0	0
	Subsequent > SSTL	63	61	30	172	0	0	326
MW-7	SSTL	**7,620**	**260,000**	**40,000**	**180,000**	**85**	**20,000**	
	Initial	72,000	260,000	40,000	180,000	940,000	20,000	
06/22/07	Subsequent	**17,000**	52,000	7,000	35,000	**3,400**	1,900	
	Initial > SSTL	64,380	0	0	0	939,915	0	1,004,295
	Subsequent > SSTL	9,380	0	0	0	3,315	0	12,695
MW-8	SSTL	**3,307**	**260,000**	**40,000**	**180,000**	**57**	**20,000**	
	Initial	72,000	260,000	40,000	180,000	940,000	20,000	
03/09/06	Subsequent	1,800	13,000	2,800	17,000	20	410	
	Initial > SSTL	68,693	0	0	0	939,943	0	1,008,636
	Subsequent > SSTL	0	0	0	0	0	0	0
MW-9	SSTL	**4,075**	**260,000**	**40,000**	**180,000**	**63**	**20,000**	
	Initial	72,000	260,000	40,000	180,000	940,000	20,000	
06/22/07	Subsequent	**4,900**	31,000	3,700	26,000	50	2,600	
	Initial > SSTL	67,925	0	0	0	939,937	0	1,007,862
	Subsequent > SSTL	825	0	0	0	0	0	825
MW-10	SSTL	**2,179**	**260,000**	**40,000**	**180,000**	**52**	**20,000**	
	Initial	72,000	260,000	40,000	180,000	940,000	20,000	
06/22/07	Subsequent	**6,500**	42,000	14,000	96,000	**500**	**25,000**	
	Initial > SSTL	69,821	0	0	0	939,948	0	1,009,769
	Subsequent > SSTL	4,321	0	0	0	448	5,000	9,769
MW-11	SSTL	**1**	**2**	**1**	**11**	**1**	**5**	
	Initial	1	2	1	11	1	5	
10/20/04	Subsequent	1	2	1	11	1	5	
	Initial > SSTL	0	0	0	0	0	0	0
	Subsequent > SSTL	0	0	0	0	0	0	0
MW-12	SSTL	**6,865**	**260,000**	**40,000**	**180,000**	**80**	**20,000**	
	Initial	72,000	260,000	40,000	180,000	940,000	20,000	
11/28/05	Subsequent	5,400	46,000	16,000	81,000	**200**	4,100	
	Initial > SSTL	65,135	0	0	0	939,920	0	1,005,055
	Subsequent > SSTL	0	0	0	0	120	0	120

Table 3
Mass Reduction Calculations Through June 22, 2007
Heath Self Serve 2, Sumter, SC
SCDHEC UST Permit #08932 - Consultech Project # C-1383

		Benzene	Toluene	Ethylbenzene	Xylenes	MTBE	Naphthalene	Mass>SSTL
MW-14	SSTL	**68**	**1**	**4**	**21**	**1**	**5**	
	Initial	68	1	4	21	1	5	
06/29/06	Subsequent	1	1.0	1	1.0	1	5	
	Initial > SSTL	0	0	0	0	0	0	0
	Subsequent > SSTL	0	0	0	0	0	0	0
MW-19	SSTL	**31**	**1**	**1**	**16**	**40**	**5**	
	Initial	166	1	1	16	196	5	
06/29/06	Subsequent	9	1	1	1	1	5	
	Initial > SSTL	135	0	0	0	156	0	291
	Subsequent > SSTL	0	0	0	0	0	0	0
MW-20	SSTL	**26**	**2**	**1**	**35**	**40**	**5**	
	Initial	1,760	2	1	35	80	5	
06/22/07	Subsequent	**900**	**2**	**3**	6	1	**77**	
	Initial > SSTL	1,729	1	0	19	40	0	1,789
	Subsequent > SSTL	869	1	2	0	0	72	944
MW-21	SSTL	**1**	**1**	**1**	**1**	**1**	**5**	
	Initial	1	1	1	1	1	5	
06/29/06	Subsequent	1	1.0	1	1	1	**6**	
	Initial > SSTL	0	0	0	0	0	0	0
	Subsequent > SSTL	0	0	0	0	0	1	1
MW-27	SSTL	**1**	**1**	**1**	**1**	**1**	**5**	
	Initial	1	1	1	1	1	5	
06/29/06	Subsequent	1	1.0	1	1.0	1	5	
	Initial > SSTL	0	0	0	0	0	0	0
	Subsequent > SSTL	0	0	0	0	0	0	0

Total	Initial > SSTL	6,049,623
	Subsequent > SSTL	25,322

Percent Mass Reduction= $\frac{\text{(Initial>STTL)-(Subsequent>SSTL)}}{\text{(Initial>SSTL)}}$ **99.58%**

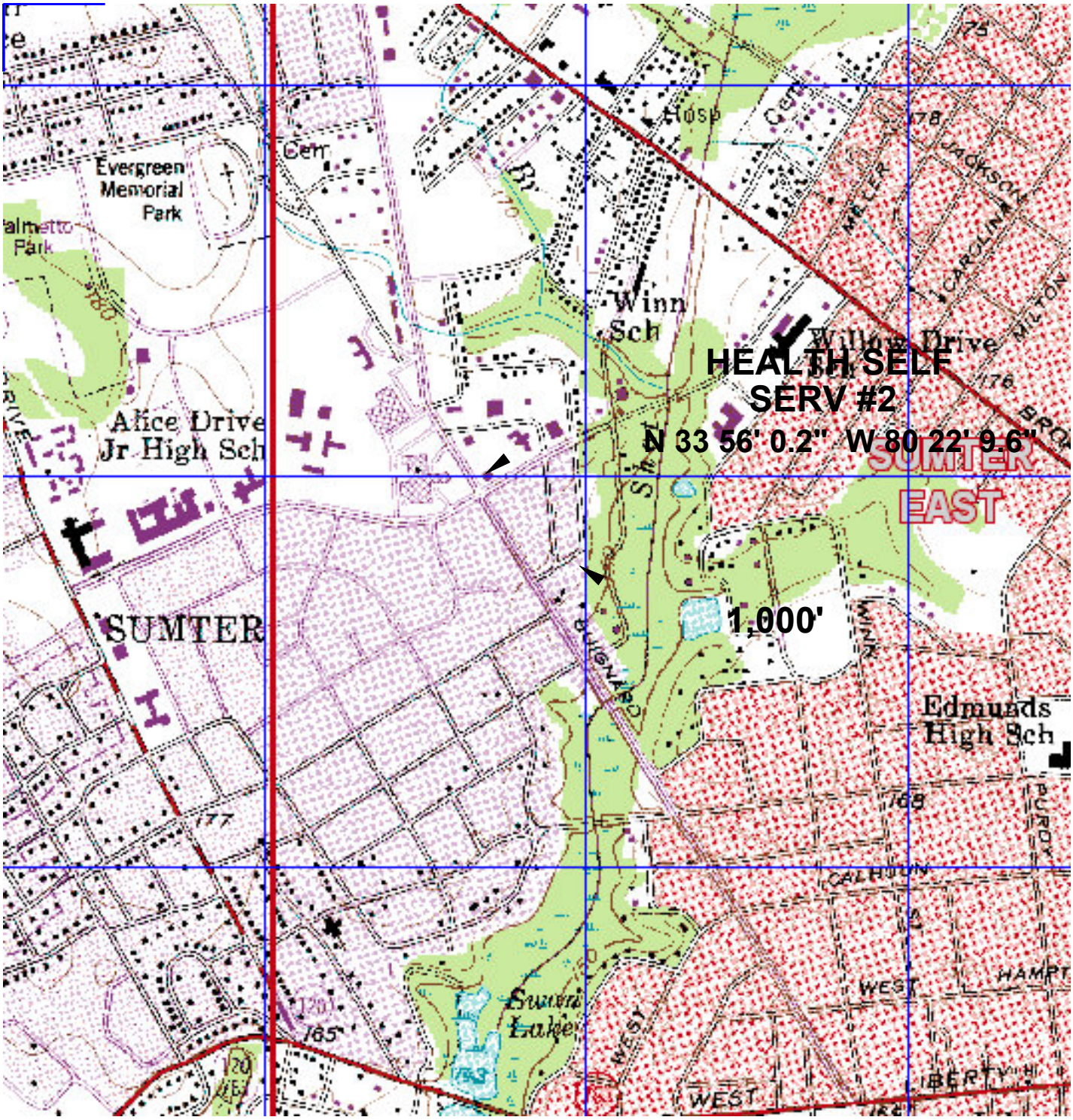

REFERENCE: SUMTER, SOUTH CAROLINA QUADRANGLE MAP. 7.5 MINUTE SERIES, U.S. GEOLOGIC SURVEY

SOUTH CAROLINA

SUMTER

0 1,500 3,000

SCALE IN FEET

DRAWN: MAC DATE: 12/04/06

SCDHEC FACILITY ID# 08932

PROJECT: HEALTH SELF SERV # 2

PROJECT No.: C-1383

LOCATION: BLACKSBURG, SOUTH CAROLINA

FIGURE 1
SITE LOCATION AND
TOPOGRAPHIC MAP

SITE LOCATION

CONSULTECH ENVIRONMENTAL, INC.

Environmental Consulting
and Engineering
C 1998

Delivering innovative solutions to today's environmental concerns

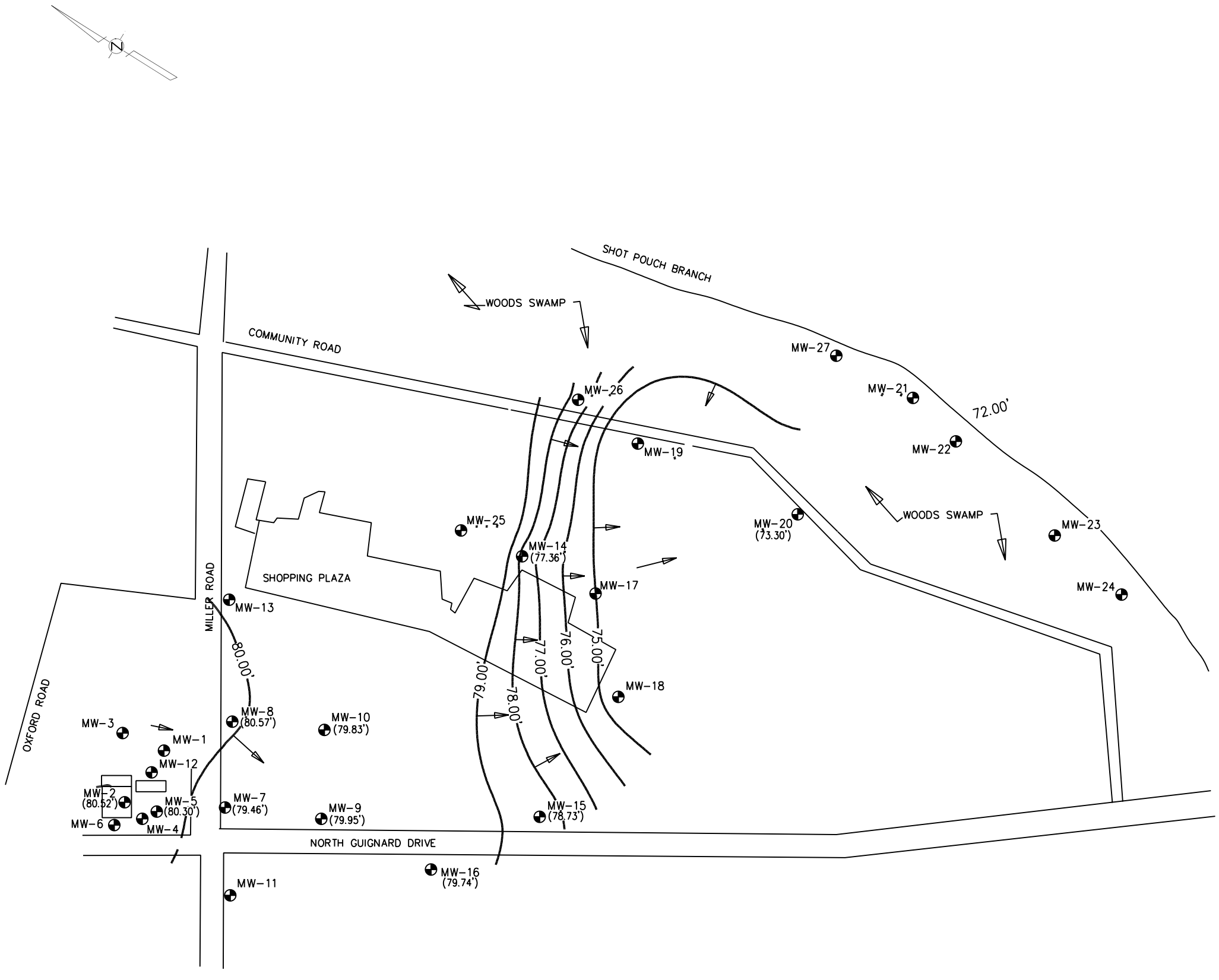

LEGEND

- MONITORING WELL
- TEMPORARY MONITORING WELL
- DEEP WELL
- RECOVERY WELL
- VAPOR EXTRACTION TEST WELL
- SOIL BORING
- UST CLOSURE SOIL SAMPLE LOCATION
- GRASS
- CONCRETE
- CURRENT AST
- CURRENT UST
- FORMER UST
- CURRENT UST PIT
- FORMER UST PIT
- DISPENSER ISLAND
- STORM DRAIN DROP INLET
- STORM CULVERT
- GROUNDWATER FLOW DIRECTION
- CONTOUR LINE (dashed where inferred)
- MW-1 (97.70) GROUNDWATER ELEVATION in feet (relative to an arbitrary datum)
- DISSOLVED TOTAL MASS LINE (dashed where inferred)
- MW-1 (2,770) DISSOLVED TOTAL MASS in ug/l
- (LPH) LIQUID PHASE HYDROCARBONS
- TELEPHONE POLE
- MANHOLE COVER
- BORDER
- CHAIN-LINK FENCE
- UNDERGROUND PHONE LINE
- OVERHEAD POWER LINE
- GAS LINE
- SANITARY SEWER LINE
- WATER LINE
- STORM SEWER LINE
- PRODUCT LINE
- FIRE HYDRANT
- TREES

NS: NOT SAMPLED
LPH LIQUID PHASE HYDROCARBONS

0 250 500
APPROXIMATE SCALE IN FEET

CAD FILE = C-1383.dwg.

CONSULTECH ENVIRONMENTAL, INC.	DRAWN: MAC DATE: 7/12/07
Environmental Consulting and Engineering © 1999	UST# 08932
Delivering innovative solutions to today's environmental concerns	PROJECT: HEALTH SELF SERV #2
	PROJECT No.: C-1383
	LOCATION: SUMTER, SC

FIGURE 2
GROUNDWATER POTENTIOMETRIC SURFACE MAP
(JUNE 22, 2007)

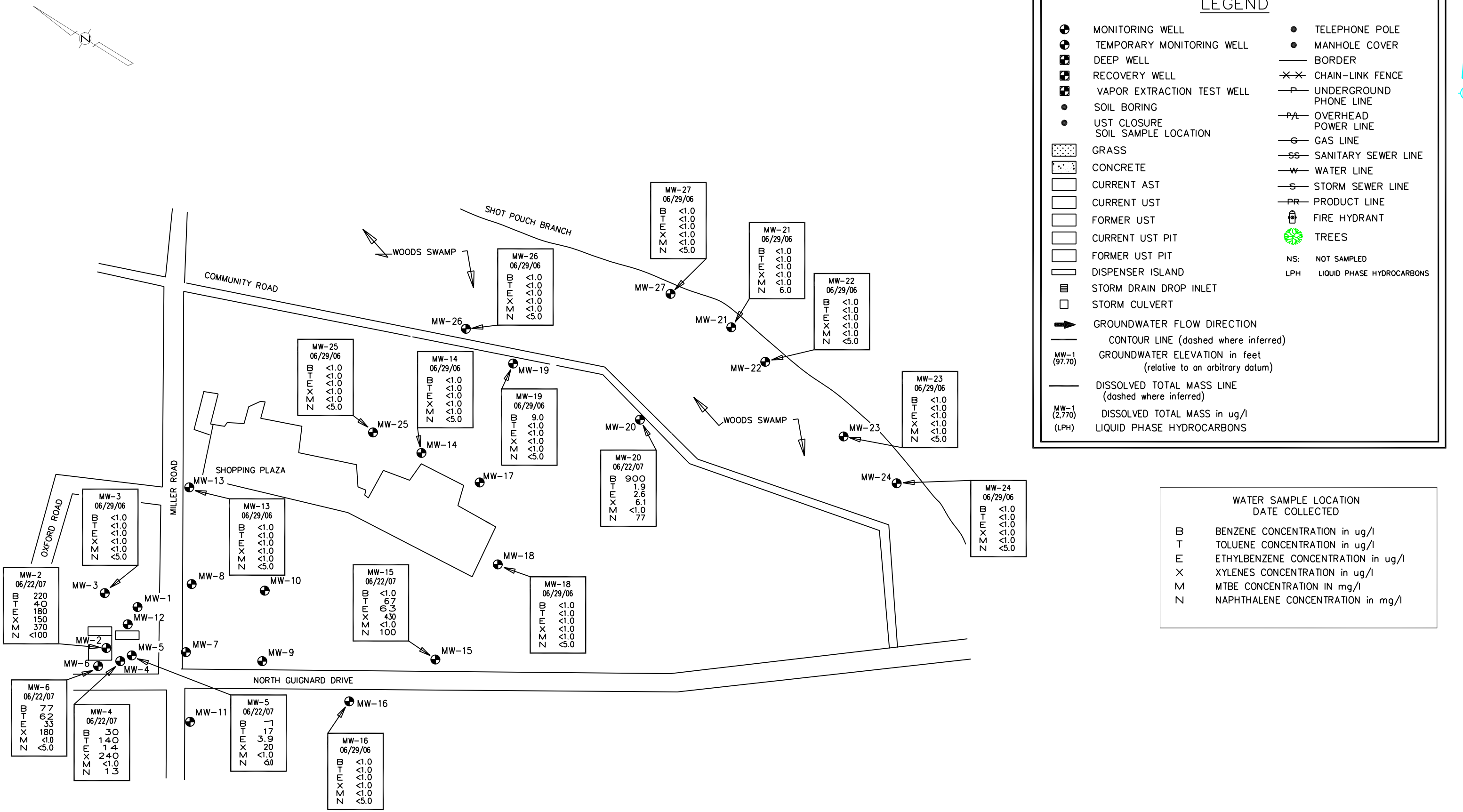

LEGEND

- MONITORING WELL
- TEMPORARY MONITORING WELL
- DEEP WELL
- RECOVERY WELL
- VAPOR EXTRACTION TEST WELL
- SOIL BORING
- UST CLOSURE SOIL SAMPLE LOCATION
- GRASS
- CONCRETE
- CURRENT AST
- CURRENT UST
- FORMER UST
- CURRENT UST PIT
- FORMER UST PIT
- DISPENSER ISLAND
- STORM DRAIN DROP INLET
- STORM CULVERT
- GROUNDWATER FLOW DIRECTION
- CONTOUR LINE (dashed where inferred)
- MW-1 (97.70) GROUNDWATER ELEVATION in feet (relative to an arbitrary datum)
- DISSOLVED TOTAL MASS LINE (dashed where inferred)
- MW-1 (2,770) DISSOLVED TOTAL MASS in ug/l
- (LPH) LIQUID PHASE HYDROCARBONS
- TELEPHONE POLE
- MANHOLE COVER
- BORDER
- CHAIN-LINK FENCE
- UNDERGROUND PHONE LINE
- OVERHEAD POWER LINE
- GAS LINE
- SANITARY SEWER LINE
- WATER LINE
- STORM SEWER LINE
- PRODUCT LINE
- FIRE HYDRANT
- TREES

NS: NOT SAMPLED

LPH LIQUID PHASE HYDROCARBONS

WATER SAMPLE LOCATION
DATE COLLECTED

B	BENZENE CONCENTRATION in ug/l
T	TOLUENE CONCENTRATION in ug/l
E	ETHYLBENZENE CONCENTRATION in ug/l
X	XYLENES CONCENTRATION in ug/l
M	MTBE CONCENTRATION IN mg/l
N	NAPHTHALENE CONCENTRATION in mg/l

CAD FILE = C-1383.dwg.

CONSULTECH ENVIRONMENTAL, INC.

Environmental Consulting and Engineering
© 1999

Delivering innovative solutions to today's environmental concerns

DRAWN: MAC	DATE: 7/16/07
UST# 08932	
PROJECT: HEALTH SELF SERV #2	
PROJECT No.: C-1383	
LOCATION: SUMTER, SC	

FIGURE 3
CHEMICALS OF CONCERN
IN GROUNDWATER
(JUNE 22, 2007)

11-JUL-07

Consultech Environmental, Inc.
PO Box 5611
Cary, NC 27512
Client Contact: Joe Ghiold

Reference: Accura Analytical Laboratory, Inc. (AAL) Work Order No: 12248
Project Name :Heath Self Serve 2
Project Number: C-1383

Dear Joe Ghiold :

We are reporting to you the results of the analyses performed on the samples received under the project name referenced above and identified with the Chain of Custody(s) Numbered 47717 NA . All results being reported under this Chain of Custody apply to the samples analyzed and properly identified with an AAL Sample ID number.

All the results for the quality control samples were reviewed. Also, all parameters for data reduction and validation were reviewed. In view of this, we are able to release the analytical data for this report within acceptance criteria for accuracy, precision, completeness or properly flagged.

The validity and integrity of this report will remain intact as long as it is accompanied by this letter and reproduced in full, unless written approval is granted by AAL. This report will be filed for at least 7 years in our archives after which time it will be destroyed without further notice, unless otherwise arranged with you. The samples received, and described as recorded in COC No. 47717 NA will be filed for 90 days, and after that time they will be properly disposed without further notice, unless otherwise arranged with you. We reserve the right to return to you any unused samples, extracts or solutions related to them if we consider so necessary (e.g., samples identified as hazardous waste, sample sizes exceeding analytical standard practices, controlled substances under regulated protocols, etc).

We thank you for selecting Accura Analytical Laboratory Inc. to serve your analytical needs. If you have any questions concerning this report, please feel free to contact me at any time.

Sincerely,

David Fuller
Project Manager

6017 Financial Drive Norcross, GA 30071
Phone: 770-449-8800 Fax: 770-449-5477

ACCURA ANALYTICAL LABORATORY, INC. (AAL)

6017 Financial Drive, Norcross, GA 30071, Phone: (770) 449-8800
FL Certification #E87429 ▪ NC Certification #483
SC Certification #98015 ▪ Utah Certification #AALI1
USACE Approved ▪ Navy Certification Code NFESC 413

Case Narrative

AAL Work Order # 12248

Client Project: Heath Self Serve 2 / C-1383

Accura Analytical Laboratory Inc. certifies that the results meet all requirements of the NELAC Standards.

The data package includes a 1 page case narrative, 1 Chain of Custody page, 4 analytical results pages, and 4 QC surrogate recovery pages.

The following items were noted concerning this work order:

Select VOCs by SW8260B Notations:

1. The pH of the water samples was <2.0 prior to the VOC analysis.

2. MW-2, MW-9, and MW-10 required dilution due to high analyte concentrations. As a result, some of the analytes are reported as "Below Reporting Limit" but at elevated detection limits.

Mei Liang — *July 10, 2007*
Senior Analyst — Date

This Case Narrative & Notations have been generated, reviewed, and edited by:



July 11, 2007
David C. Fuller — Date
Project Manager

This report may not be reproduced, except in full, without written approval from Accura Analytical Laboratory, Inc.

ACCURA ANALYTICAL LABORATORY, INC.

Environmental Analytical Services

47717

Page 1 of 1

6017 Financial Drive, Norcross, GA 30071
Phone # (770) 449-8800 Fax # (770) 449-5477

CHAIN OF CUSTODY

Company Name: Consultech Environmental
Address: P.O. Box 5611, Carey NC 27512
Results Sent to: (Client Contact): Joe Ehinger
Email address:
Contact Phone #: 919 851 4316 Fax#: 4317
Project (Site) Name: Heath Self Serve 2
Project Number: C-1353

Billing address:
P.O.# (if required):

For Laboratory Use Only:
QC Level (1) 2 3 4 CLP-Like
Custody Seal(s): ___ Y N Tape
AAL LIMS System ID: 14637
Receiver's Initials/Temp: BM 2°C
AAL Work Order # 12248

Sampler(s): (signature) BM

Sampler(s): (printed) Bobby McAllister

Line No.	Sample ID #	Sample Date / Time	Composite	Grab	Matrix (See below)	Sample Location	No. of Containers	Brea Night Mike	Analysis Requested: 1	Field Comments:	AAL Lab ID: 12248
1	MW-2	6/22/07 10:30		X	GW		2	2			001
2	MW-4	11:00									002
3	MW-5	11:30									003
4	MW-6	12:00									004
5	MW-7	13:00									005
6	MW-9	13:30									006
7	MW-10	14:00									007
8	MW-15	15:00									008
9	MW-20	15:30									009
10											

1) Relinquished By:	Date / Time	2) Received By:	Date / Time	Delivered by: (Circle One)
BM	6/26/07 17:00		6/27/07 0950	(Fed Ex) / UPS / DHL / AAL Pickup / Hand / Other
3) Relinquished By:	Date / Time	4) Received By:	Date / Time	Turnaround Time Requested:
				Standard

Matrix Guide: (W=Water) (DW=Drinking Water) (GW=Groundwater) (SW=Surface Water) (L=Liquid) (O=Oil) (S=Soil) (SD=Solid) (SL=Sludge) (A=Air) (C=Air Cartridge)

Preservation Codes: 1=HCL / 2=HNO_3 / 3=H_2SO_4 / 4=NaOH+$NaAsO_2$ / 5=NaOH+ZnAc / 6=$Na_2S_2O_3$ / 7=$NaHSO_4$ / 8=MeOH

Certificate of Analytical Results 12248

Consultech Environmental, Inc., Cary, NC

Heath Self Serve 2

Sample Id: **MW-2** Matrix: **WATER** % Moisture:
Lab Sample Id: **12248-001** Date Collected: **Jun-22-07 10:30** Date Received: **Jun-27-07 09:50**
Sample Depth:

Analytical Method: Select VOCs by SW8260B Prep Method: SW5030B

Date Analyzed: Jul-06-07 13:36 Analyst: MJL01 Date Prep: Jul-06-07 07:48 Tech: MJL01
Seq Number: 36586

Parameter	Cas Number	Result	Rep Limit	MDL	Units	Flag	Dil
Benzene	71-43-2	220	20	6.0	ug/L		20
Toluene	108-88-3	40	20	5.0	ug/L		20
Ethylbenzene	100-41-4	180	20	3.8	ug/L		20
Xylenes, Total	1330-20-7	150	20	15	ug/L		20
Methyl tert-butyl ether	1634-04-4	370	20	5.2	ug/L		20
Naphthalene	91-20-3	BRL	100	9.0	ug/L		20

Sample Id: **MW-4** Matrix: **WATER** % Moisture:
Lab Sample Id: **12248-002** Date Collected: **Jun-22-07 11:00** Date Received: **Jun-27-07 09:50**
Sample Depth:

Analytical Method: Select VOCs by SW8260B Prep Method: SW5030B

Date Analyzed: Jul-06-07 14:04 Analyst: MJL01 Date Prep: Jul-06-07 07:48 Tech: MJL01
Seq Number: 36586

Parameter	Cas Number	Result	Rep Limit	MDL	Units	Flag	Dil
Benzene	71-43-2	30	1.0	0.30	ug/L		1
Toluene	108-88-3	140	1.0	0.25	ug/L		1
Ethylbenzene	100-41-4	14	1.0	0.19	ug/L		1
Xylenes, Total	1330-20-7	240	1.0	0.74	ug/L		1
Methyl tert-butyl ether	1634-04-4	BRL	1.0	0.26	ug/L		1
Naphthalene	91-20-3	13	5.0	0.45	ug/L		1

Sample Id: **MW-5** Matrix: **WATER** % Moisture:
Lab Sample Id: **12248-003** Date Collected: **Jun-22-07 11:30** Date Received: **Jun-27-07 09:50**
Sample Depth:

Analytical Method: Select VOCs by SW8260B Prep Method: SW5030B

Date Analyzed: Jul-05-07 14:24 Analyst: MJL01 Date Prep: Jul-05-07 07:38 Tech: MJL01
Seq Number: 36584

Parameter	Cas Number	Result	Rep Limit	MDL	Units	Flag	Dil
Benzene	71-43-2	1.3	1.0	0.30	ug/L		1
Toluene	108-88-3	17	1.0	0.25	ug/L		1
Ethylbenzene	100-41-4	3.9	1.0	0.19	ug/L		1
Xylenes, Total	1330-20-7	20	1.0	0.74	ug/L		1
Methyl tert-butyl ether	1634-04-4	BRL	1.0	0.26	ug/L		1
Naphthalene	91-20-3	BRL	5.0	0.45	ug/L		1

*

Version: 1.001

Certificate of Analytical Results 12248

Consultech Environmental, Inc., Cary, NC

Heath Self Serve 2

Sample Id: **MW-6** Matrix: **WATER** % Moisture:
Lab Sample Id: **12248-004** Date Collected: **Jun-22-07 12:00** Date Received: **Jun-27-07 09:50**
Sample Depth:

Analytical Method: Select VOCs by SW8260B Prep Method: SW5030B

Date Analyzed: Jul-06-07 15:05 Analyst: MJL01 Date Prep: Jul-06-07 07:48 Tech: MJL01
Seq Number: 36586

Parameter	Cas Number	Result	Rep Limit	MDL	Units	Flag	Dil
Benzene	71-43-2	77	1.0	0.30	ug/L		1
Toluene	108-88-3	62	1.0	0.25	ug/L		1
Ethylbenzene	100-41-4	33	1.0	0.19	ug/L		1
Xylenes, Total	1330-20-7	180	1.0	0.74	ug/L		1
Methyl tert-butyl ether	1634-04-4	BRL	1.0	0.26	ug/L		1
Naphthalene	91-20-3	BRL	5.0	0.45	ug/L		1

Sample Id: **MW-7** Matrix: **WATER** % Moisture:
Lab Sample Id: **12248-005** Date Collected: **Jun-22-07 13:00** Date Received: **Jun-27-07 09:50**
Sample Depth:

Analytical Method: Select VOCs by SW8260B Prep Method: SW5030B

Date Analyzed: Jul-05-07 18:39 Analyst: MJL01 Date Prep: Jul-05-07 07:38 Tech: MJL01
Seq Number: 36584

Parameter	Cas Number	Result	Rep Limit	MDL	Units	Flag	Dil
Benzene	71-43-2	17000	200	60	ug/L		200
Toluene	108-88-3	52000	500	130	ug/L		500
Ethylbenzene	100-41-4	7000	200	38	ug/L		200
Xylenes, Total	1330-20-7	35000	200	150	ug/L		200
Methyl tert-butyl ether	1634-04-4	3400	200	52	ug/L		200
Naphthalene	91-20-3	1900	1000	90	ug/L		200

Sample Id: **MW-9** Matrix: **WATER** % Moisture:
Lab Sample Id: **12248-006** Date Collected: **Jun-22-07 13:30** Date Received: **Jun-27-07 09:50**
Sample Depth:

Analytical Method: Select VOCs by SW8260B Prep Method: SW5030B

Date Analyzed: Jul-05-07 19:07 Analyst: MJL01 Date Prep: Jul-05-07 07:38 Tech: MJL01
Seq Number: 36584

Parameter	Cas Number	Result	Rep Limit	MDL	Units	Flag	Dil
Benzene	71-43-2	4900	50	15	ug/L		50
Toluene	108-88-3	31000	500	130	ug/L		500
Ethylbenzene	100-41-4	3700	50	9.5	ug/L		50
Xylenes, Total	1330-20-7	26000	50	37	ug/L		50
Methyl tert-butyl ether	1634-04-4	BRL	50	13	ug/L		50
Naphthalene	91-20-3	2600	250	23	ug/L		50

*

Version: 1.001

Certificate of Analytical Results 12248

Consultech Environmental, Inc., Cary, NC

Heath Self Serve 2

Sample Id: **MW-10** Matrix: **WATER** % Moisture:
Lab Sample Id: **12248-007** Date Collected: **Jun-22-07 14:00** Date Received: **Jun-27-07 09:50**
Sample Depth:

Analytical Method: Select VOCs by SW8260B Prep Method: SW5030B

Date Analyzed: Jul-05-07 19:35 Analyst: MJL01 Date Prep: Jul-05-07 07:38 Tech: MJL01
Seq Number: 36584

Parameter	Cas Number	Result	Rep Limit	MDL	Units	Flag	Dil
Benzene	71-43-2	6500	500	150	ug/L		500
Toluene	108-88-3	42000	500	130	ug/L		500
Ethylbenzene	100-41-4	14000	500	95	ug/L		500
Xylenes, Total	1330-20-7	96000	500	370	ug/L		500
Methyl tert-butyl ether	1634-04-4	BRL	500	130	ug/L		500
Naphthalene	91-20-3	25000	2500	230	ug/L		500

Sample Id: **MW-15** Matrix: **WATER** % Moisture:
Lab Sample Id: **12248-008** Date Collected: **Jun-22-07 15:00** Date Received: **Jun-27-07 09:50**
Sample Depth:

Analytical Method: Select VOCs by SW8260B Prep Method: SW5030B

Date Analyzed: Jul-06-07 12:12 Analyst: MJL01 Date Prep: Jul-06-07 07:48 Tech: MJL01
Seq Number: 36586

Parameter	Cas Number	Result	Rep Limit	MDL	Units	Flag	Dil
Benzene	71-43-2	BRL	1.0	0.30	ug/L		1
Toluene	108-88-3	67	1.0	0.25	ug/L		1
Ethylbenzene	100-41-4	63	1.0	0.19	ug/L		1
Xylenes, Total	1330-20-7	430	1.0	0.74	ug/L		1
Methyl tert-butyl ether	1634-04-4	BRL	1.0	0.26	ug/L		1
Naphthalene	91-20-3	100	5.0	0.45	ug/L		1

Sample Id: **MW-20** Matrix: **WATER** % Moisture:
Lab Sample Id: **12248-009** Date Collected: **Jun-22-07 15:30** Date Received: **Jun-27-07 09:50**
Sample Depth:

Analytical Method: Select VOCs by SW8260B Prep Method: SW5030B

Date Analyzed: Jul-05-07 14:52 Analyst: MJL01 Date Prep: Jul-05-07 07:38 Tech: MJL01
Seq Number: 36584

Parameter	Cas Number	Result	Rep Limit	MDL	Units	Flag	Dil
Benzene	71-43-2	900	10.0	3.0	ug/L		10
Toluene	108-88-3	1.9	1.0	0.25	ug/L		1
Ethylbenzene	100-41-4	2.6	1.0	0.19	ug/L		1
Xylenes, Total	1330-20-7	6.1	1.0	0.74	ug/L		1
Methyl tert-butyl ether	1634-04-4	BRL	1.0	0.26	ug/L		1
Naphthalene	91-20-3	77	5.0	0.45	ug/L		1

*

Version: 1.001

Certificate of Analytical Results 12248

Consultech Environmental, Inc., Cary, NC

Heath Self Serve 2

Sample Id: **303150 BLK** Matrix: **WATER** % Moisture:
Lab Sample Id: **303150 BLK** Date Collected: Date Received:
Sample Depth:

Analytical Method: Select VOCs by SW8260B Prep Method: SW5030B

Date Analyzed: Jul-05-07 09:21 Analyst: MJL01 Date Prep: Jul-05-07 07:38 Tech: MJL01
Seq Number: 36584

Parameter	Cas Number	Result	Rep Limit	MDL	Units	Flag	Dil
Benzene	71-43-2	BRL	1.0	0.30	ug/L		1
Toluene	108-88-3	BRL	1.0	0.25	ug/L		1
Ethylbenzene	100-41-4	BRL	1.0	0.19	ug/L		1
Xylenes, Total	1330-20-7	BRL	1.0	0.74	ug/L		1
Methyl tert-butyl ether	1634-04-4	BRL	1.0	0.26	ug/L		1
Naphthalene	91-20-3	BRL	5.0	0.45	ug/L		1

Sample Id: **303153 BLK** Matrix: **WATER** % Moisture:
Lab Sample Id: **303153 BLK** Date Collected: Date Received:
Sample Depth:

Analytical Method: Select VOCs by SW8260B Prep Method: SW5030B

Date Analyzed: Jul-06-07 09:28 Analyst: MJL01 Date Prep: Jul-06-07 07:48 Tech: MJL01
Seq Number: 36586

Parameter	Cas Number	Result	Rep Limit	MDL	Units	Flag	Dil
Benzene	71-43-2	BRL	1.0	0.30	ug/L		1
Toluene	108-88-3	BRL	1.0	0.25	ug/L		1
Ethylbenzene	100-41-4	BRL	1.0	0.19	ug/L		1
Xylenes, Total	1330-20-7	BRL	1.0	0.74	ug/L		1
Methyl tert-butyl ether	1634-04-4	BRL	1.0	0.26	ug/L		1
Naphthalene	91-20-3	BRL	5.0	0.45	ug/L		1

*

Version: 1.001

Form 2 - Surrogate Recoveries

Project Name: Heath Self Serve 2

Report Date: 07/11/07 11:47

Work Order #: 12248

Project ID: C-1383

Lab Batch #: 36584 **Sample:** 12248-003 / SMP **Batch:** 1 **Matrix:** W

Units: ug/L

Select VOCs by SW8260B Analytes	SURROGATE RECOVERY STUDY				
	Amount Found [A]	True Amount [B]	Recovery %R [D]	Control Limits %R	Flags
1,2-Dichloroethane-d4	65.8	50.0	132	53-159	
Bromofluorobenzene	53.4	50.0	107	30-186	
Toluene-d8	54.0	50.0	108	53-152	

Lab Batch #: 36584 **Sample:** 12248-005 / SMP **Batch:** 1 **Matrix:** W

Units: ug/L

Select VOCs by SW8260B Analytes	SURROGATE RECOVERY STUDY				
	Amount Found [A]	True Amount [B]	Recovery %R [D]	Control Limits %R	Flags
1,2-Dichloroethane-d4	58.9	50.0	118	53-159	
Bromofluorobenzene	52.0	50.0	104	30-186	
Toluene-d8	52.0	50.0	104	53-152	

Lab Batch #: 36584 **Sample:** 12248-006 / SMP **Batch:** 1 **Matrix:** W

Units: ug/L

Select VOCs by SW8260B Analytes	SURROGATE RECOVERY STUDY				
	Amount Found [A]	True Amount [B]	Recovery %R [D]	Control Limits %R	Flags
1,2-Dichloroethane-d4	56.6	50.0	113	53-159	
Bromofluorobenzene	52.0	50.0	104	30-186	
Toluene-d8	52.6	50.0	105	53-152	

Lab Batch #: 36584 **Sample:** 12248-007 / SMP **Batch:** 1 **Matrix:** W

Units: ug/L

Select VOCs by SW8260B Analytes	SURROGATE RECOVERY STUDY				
	Amount Found [A]	True Amount [B]	Recovery %R [D]	Control Limits %R	Flags
1,2-Dichloroethane-d4	54.0	50.0	108	53-159	
Bromofluorobenzene	53.9	50.0	108	30-186	
Toluene-d8	52.9	50.0	106	53-152	

* Surrogate outside of Laboratory QC limits

** Surrogates outside limits; data and surrogates confirmed by reanalysis

*** Poor recoveries due to dilution

Surrogate Recovery [D] = 100 * A / B

All results are based on MDL and validated for QC purposes.

Z = Surrogate Recovery exceeded the Labortatory QC limits

Form 2 - Surrogate Recoveries

Project Name: Heath Self Serve 2

Report Date: 07/11/07 11:47

Work Order #: 12248

Project ID: C-1383

Lab Batch #: 36584 **Sample:** 12248-009 / SMP **Batch:** 1 **Matrix:** W

Units: ug/L

Select VOCs by SW8260B Analytes	SURROGATE RECOVERY STUDY				
	Amount Found [A]	True Amount [B]	Recovery %R [D]	Control Limits %R	Flags
1,2-Dichloroethane-d4	66.1	50.0	132	53-159	
Bromofluorobenzene	52.7	50.0	105	30-186	
Toluene-d8	53.4	50.0	107	53-152	

Lab Batch #: 36584 **Sample:** 12248-009 DL / DIL **Batch:** 1 **Matrix:** W

Units: ug/L

Select VOCs by SW8260B Analytes	SURROGATE RECOVERY STUDY				
	Amount Found [A]	True Amount [B]	Recovery %R [D]	Control Limits %R	Flags
1,2-Dichloroethane-d4	64.0	50.0	128	53-159	
Bromofluorobenzene	53.0	50.0	106	30-186	
Toluene-d8	54.5	50.0	109	53-152	

Lab Batch #: 36584 **Sample:** 303150 BLK / BLK **Batch:** 1 **Matrix:** W

Units: ug/L

Select VOCs by SW8260B Analytes	SURROGATE RECOVERY STUDY				
	Amount Found [A]	True Amount [B]	Recovery %R [D]	Control Limits %R	Flags
1,2-Dichloroethane-d4	62.4	50.0	125	49-146	
Bromofluorobenzene	51.6	50.0	103	74-131	
Toluene-d8	53.2	50.0	106	71-133	

Lab Batch #: 36586 **Sample:** 12248-001 / SMP **Batch:** 1 **Matrix:** W

Units: ug/L

Select VOCs by SW8260B Analytes	SURROGATE RECOVERY STUDY				
	Amount Found [A]	True Amount [B]	Recovery %R [D]	Control Limits %R	Flags
1,2-Dichloroethane-d4	57.9	50.0	116	53-159	
Bromofluorobenzene	51.1	50.0	102	30-186	
Toluene-d8	53.4	50.0	107	53-152	

* Surrogate outside of Laboratory QC limits

** Surrogates outside limits; data and surrogates confirmed by reanalysis

*** Poor recoveries due to dilution

Surrogate Recovery [D] = 100 * A / B

All results are based on MDL and validated for QC purposes.

Z = Surrogate Recovery exceeded the Labortatory QC limits

Form 2 - Surrogate Recoveries

Project Name: Heath Self Serve 2

Report Date: 07/11/07 11:47

Work Order #: 12248

Project ID: C-1383

Lab Batch #: 36586 **Sample:** 12248-002 / SMP **Batch:** 1 **Matrix:** W

Units: ug/L

Select VOCs by SW8260B Analytes	SURROGATE RECOVERY STUDY Amount Found [A]	True Amount [B]	Recovery %R [D]	Control Limits %R	Flags
1,2-Dichloroethane-d4	58.3	50.0	117	53-159	
Bromofluorobenzene	50.1	50.0	100	30-186	
Toluene-d8	52.6	50.0	105	53-152	

Lab Batch #: 36586 **Sample:** 12248-004 / SMP **Batch:** 1 **Matrix:** W

Units: ug/L

Select VOCs by SW8260B Analytes	SURROGATE RECOVERY STUDY Amount Found [A]	True Amount [B]	Recovery %R [D]	Control Limits %R	Flags
1,2-Dichloroethane-d4	56.8	50.0	114	53-159	
Bromofluorobenzene	50.9	50.0	102	30-186	
Toluene-d8	53.2	50.0	106	53-152	

Lab Batch #: 36586 **Sample:** 12248-005 DL / DIL **Batch:** 1 **Matrix:** W

Units: ug/L

Select VOCs by SW8260B Analytes	SURROGATE RECOVERY STUDY Amount Found [A]	True Amount [B]	Recovery %R [D]	Control Limits %R	Flags
1,2-Dichloroethane-d4	57.5	50.0	115	53-159	
Bromofluorobenzene	51.2	50.0	102	30-186	
Toluene-d8	53.0	50.0	106	53-152	

Lab Batch #: 36586 **Sample:** 12248-006 DL / DIL **Batch:** 1 **Matrix:** W

Units: ug/L

Select VOCs by SW8260B Analytes	SURROGATE RECOVERY STUDY Amount Found [A]	True Amount [B]	Recovery %R [D]	Control Limits %R	Flags
1,2-Dichloroethane-d4	58.1	50.0	116	53-159	
Bromofluorobenzene	50.7	50.0	101	30-186	
Toluene-d8	52.7	50.0	105	53-152	

* Surrogate outside of Laboratory QC limits

** Surrogates outside limits; data and surrogates confirmed by reanalysis

*** Poor recoveries due to dilution

Surrogate Recovery [D] = 100 * A / B

All results are based on MDL and validated for QC purposes.

Z = Surrogate Recovery exceeded the Labortatory QC limits

Form 2 - Surrogate Recoveries

Project Name: Heath Self Serve 2

Report Date: 07/11/07 11:47

Work Order #: 12248

Project ID: C-1383

Lab Batch #: 36586 **Sample:** 12248-008 / SMP **Batch:** 1 **Matrix:** W

Units: ug/L

Select VOCs by SW8260B Analytes	SURROGATE RECOVERY STUDY Amount Found [A]	True Amount [B]	Recovery %R [D]	Control Limits %R	Flags
1,2-Dichloroethane-d4	58.4	50.0	117	53-159	
Bromofluorobenzene	51.4	50.0	103	30-186	
Toluene-d8	52.0	50.0	104	53-152	

Lab Batch #: 36586 **Sample:** 303153 BLK / BLK **Batch:** 1 **Matrix:** W

Units: ug/L

Select VOCs by SW8260B Analytes	SURROGATE RECOVERY STUDY Amount Found [A]	True Amount [B]	Recovery %R [D]	Control Limits %R	Flags
1,2-Dichloroethane-d4	56.5	50.0	113	49-146	
Bromofluorobenzene	50.9	50.0	102	74-131	
Toluene-d8	52.8	50.0	106	71-133	

* Surrogate outside of Laboratory QC limits

** Surrogates outside limits; data and surrogates confirmed by reanalysis

*** Poor recoveries due to dilution

Surrogate Recovery [D] = 100 * A / B

All results are based on MDL and validated for QC purposes.

Z = Surrogate Recovery exceeded the Labortatory QC limits

D H E C
PROMOTE PROTECT PROSPER

C. Earl Hunter, Commissioner

Promoting and protecting the health of the public and the environment.

AUG 29 2007

RAJ SHAH
CONSULTECH ENVIRONMENTAL INC
PO BOX 5306
CARY NC 27512

Re: **CASE Report Review**
HQ Heath Self Serve 2, 501 N Guignard Dr., Sumter, SC
UST Permit #08932; CA# 21908
Bid #SB-25841-6/24/04-EMW; PO #548324
Monitoring Report received August 23, 2007
Sumter County

Dear Mr. Shah:

Thank you for submitting the Monitoring Report for the referenced facility. The report indicated that MW-7 and MW-10 contained free-phase product. The UST Program is concerned that product removal activities are not being conducted. The report also indicated that MW-8 was gauged but was not sampled. The following wells (MW-2, MW-4, MW-6, MW-7, MW-8, MW-9, MW-10, MW-12, MW-19, and MW-20) must be gauged and sampled, if free product is not present, during the next sampling event. The next Monitoring Report must be submitted on or before February 23, 2008.

If there are any questions concerning this project, please contact me at (803) 896-6397, via email at thomadl@dhec.sc.gov or by fax at (803) 896-6245.

Sincerely,

Debra L Thoma

Debra L. Thoma, Hydrogeologist
Northeastern SC Corrective Action Section
Assessment & Corrective Action Division
Underground Storage Tank Program
Bureau of Land & Waste Management

cc: Technical File

UST PROGRAM DOCKETING # 2601

D H E C

PROMOTE PROTECT PROSPER

C. Earl Hunter, Commissioner

Promoting and protecting the health of the public and the environment.

DOUG LEONARD
COCA COLA BOTTLING COMPANY
PO BOX 31487
CHARLOTTE NC 28231-1487

AUG 29 2007

Re: **CASE Report Review**
HQ Heath Self Serve 2, 501 N Guignard Dr., Sumter, SC
UST Permit #08932; CA# 21908
Bid #SB-25841-6/24/04-EMW; PO #548324
Monitoring Report received August 23, 2007
Sumter County

Dear Mr. Leonard:

As you may be aware, gasoline constituents have been identified in the soil and groundwater at the referenced facility. To protect human health, Consultech Environmental has been retained your behalf to initiate corrective action of the impacted groundwater by reducing the concentration of gasoline constituents to acceptable levels using extraction of water and free product combined with the injection of ambient air into the subsurface. Consultech has submitted the monitoring report that provides an overview of corrective action activities to date.

If there are any questions concerning this project, please contact me at (803) 896-6397, via email at thomadl@dhec.sc.gov or by fax at (803) 896-6245.

Sincerely,

Debra L. Thoma

Debra L. Thoma, Hydrogeologist
Northeastern SC Corrective Action Section
Assessment & Corrective Action Division
Underground Storage Tank Program
Bureau of Land & Waste Management

Enc.: Monitoring Report

cc: Technical File

D H E C

PROMOTE PROTECT PROSPER

C. Earl Hunter, Commissioner

Promoting and protecting the health of the public and the environment.

JAMES C BURNS JR & IDA B SUTTON
103 BURNS DR
SUMTER SC 29150

AUG 29 2007

Re: **CASE Report Review**
HQ Heath Self Serve 2, 501 N Guignard Dr., Sumter, SC
UST Permit #08932; CA# 21908
Bid #SB-25841-6/24/04-EMW; PO #548324
Monitoring Report received August 23, 2007
Sumter County

Dear Mr. Burns & Ms. Sutton:

As you are aware, gasoline constituents have been identified in the soil and groundwater at the referenced facility. Cleanup is warranted to protect human health and the environment. Consultech Environmental, Inc. has been retained on behalf of Coca-Cola Bottling Company to respond to the petroleum release. Consultech has submitted the monitoring report that provides an overview of corrective action activities to date.

If there are any questions concerning this project, please contact me at (803) 896-6397, via email at thomadl@dhec.sc.gov or by fax at (803) 896-6245.

Sincerely,

Debra L. Thoma

Debra L. Thoma, Hydrogeologist
Northeastern SC Corrective Action Section
Assessment & Corrective Action Division
Underground Storage Tank Program
Bureau of Land & Waste Management

Enc.: Monitoring Report

cc: Technical File

CONSULTECH ENVIRONMENTAL, LLC.

October 15, 2008

UST
FEB 18 2009
PROGRAM

Ms. Debra Thoma
Hydrogeologist
NE SC Corrective Action Branch
South Carolina Department of Health and Environmental Control
Division of Underground Storage Tank Management
2600 Bull Street
Columbia, South Carolina 29201-1708

Re: Biannual Monitoring Report
Former Heath Self Serve #2
501 N. Guignard Rd. Sumter County, SC
SCDHEC Facility ID # 08932
SB#25841-6/24/04-EMW, PO#54834
Consultech Project C-1383

Dear Ms. Thoma:

Consultech Environmental, LLC. (Consultech) is pleased to present this Biannual Monitoring Report for the above referenced facility. Should you have any questions regarding this report or the project in general, please do not hesitate to contact us at (919) 234-4238.

Sincerely,

CONSULTECH ENVIRONMENTAL, LLC.

Raj B. Shah
Technical Director

cc: File C-1383

P.O. Box 5306 Cary, NC 27512
(919) 234-4238 FAX (919) 858-5351

UST
DOCKET
5 tcl

Groundwater Monitoring Report

Heath Self Serve #2
UST Permit # 08932
501 North Guignard Road
Sumter, Sumter County, South Carolina

Prepared for:
SCDHEC
2600 Bull Street
Columbia, SC 29201-1708

Prepared by:
Consultech Environmental, LLC.
P.O. Box 5306
Cary, NC 27512



Raj B. Shah P.E.
Technical Director

October 2008
Consultech Project No.: C-1383

Groundwater Monitoring Report

Consultech personnel performed a groundwater-sampling event on the subject site located at 501 North Guignard Road, Sumter, Sumter County, South Carolina (Figure 1). This report details the groundwater monitoring results for the sampling event conducted on October 1, 2008.

Monitoring wells MW-2, MW-4 through MW-10 were gauged for groundwater elevations and liquid petroleum hydrocarbons (LPH) on October 1, 2008. LPH were detected in monitoring wells MW-7 (1.3 feet) and MW-10 (0.6 feet). Fluid level measurements were taken to create a groundwater elevation contour map for the wells as presented in Figure 2. Groundwater elevations ranged between 81.06 feet in monitoring well MW-6 and 78.55 feet in monitoring well MW-10 with an average hydraulic gradient of 0.00502 ft/ft (Table 1). According to Figure 2, groundwater at the site flows in the southeast direction.

Groundwater samples were collected from monitoring wells MW-2, MW-4 through MW-6, MW-8, and MW-9. Please reference Consultech's Standard Operating Procedures document dated October 2002 for detailed sampling protocol. The field data and groundwater analytical results for the monitoring wells are shown on Tables 1 and 2, respectively. Laboratory data sheets and chain-of-custody forms are included under Appendix 1.

A comparison of results from this sampling event to previous events indicates an increase in total mass from 371,439 micrograms per 1itter (ug/l) on June 22, 2007 to 438,768 ug/l (Table 2). According to Table 3, Mass reduction Calculations, there has been a 99.58 percent decrease in mass above the SSTLs. A "Chemicals of Concern in Groundwater" map is presented as Figure 3.

The next groundwater-sampling event is planned for April 2009.

TABLES

Table 1

Groundwater Monitoring Data through October 01, 2008

Health Self Serve 2, Sumter, South Carolina, UST Permit #08932 Consultech Project # C-1383

Monitoring Well	Date	TOC Elevation	TOC to GW (ft-bgs)	TOC to FP (ft-bgs)	FP Thickness (ft.)	GW Elevation	pH	Temperature (C°)	Conductivity (µS/cm)	Dissolved O_2 (mg/L)
MW-2	03/06/04	98.83	17.77			81.06				
Note 1	10/20/04	98.83	17.49			81.34	6.5	28.5	216	2.0
	08/22/05	98.83	17.03			81.80	6.0	26.8	171	2.4
	11/28/05	98.83	17.51			81.32	5.7	22.2	162	2.8
	03/09/06	98.83	16.85			81.98	6.0	18.7	229	1.9
	06/29/06	98.83	17.83			81.00	Not Gauged			
	06/22/07	98.83	18.31			80.52	5.5	21.0	270	NM
	10/01/08		18.77			80.06	5.9	23.0	200	NM
MW-3	03/06/04	101.09	18.83			82.26				
	10/20/04		19.25			81.84	6.1	26.5	75	2.1
	08/22/05		18.87			82.22	6.8	23.7	28	2.9
	11/28/05		19.13			81.96	7.2	20.4	82	2.8
	03/09/06		19.84			81.25	6.8	19.9	23	2.7
	06/29/06		17.89			83.20	Not Gauged			
	06/22/07		NM			NM	Not Gauged			
	10/01/08		NM							
MW-4	03/06/04	98.72	16.70		0.30'	82.02				
	10/20/04		17.05	16.93	0.12	81.76	5.9	26.5	151	1.6
	08/22/05		16.73		0.00	81.99	6.4	27.3	87	2.1
	11/28/05		17.18		0.00	81.54	6.3	21.2	93	2.3
	03/09/06		16.99		0.00	81.73	6.9	17.3	17	2.6
	06/29/06		17.54		0.00	81.18	Not Gauged			
	06/22/07		17.74		0.00	80.98	5.9	21.0	70	NM
	10/01/08		18.04			80.68	6.1	24.0	40	NM
MW-5	03/06/04	98.83	17.45			81.38				
	10/20/04		17.53			81.30	5.6	26.8	60	3.4
	08/22/05		17.17			81.66	6.5	27.1	168	2.7
	11/28/05		17.66			81.17	6.8	20.9	194	2.9
	03/09/06		17.11			81.72	5.9	20.3	26	3.0
	06/29/06		18.15			80.68	Not Gauged			
	06/22/07		18.53			80.30	Not Gauged			
	10/01/08		18.46			80.37	5.8	23	110	
MW-6	03/06/04	98.98	16.74			82.24				
	10/20/04		16.76			82.22	5.3	26.6	49	2.0
	08/22/05		16.42			82.56	6.2	27.3	145	2.6
	11/28/05		16.81			82.17	6.4	21.1	137	2.5
	03/09/06		17.56			81.42	6.3	22.1	148	2.4
	06/29/06		18.51			80.47	Not Gauged			
	06/22/07		17.55			81.43	6.3	26.4	149	NM
	10/01/08		17.92			81.06	6.0	23.0	90	NM

Table 1

Groundwater Monitoring Data through October 01, 2008

Health Self Serve 2, Sumter, South Carolina, UST Permit #08932 Consultech Project # C-1383

Monitoring Well	Date	TOC Elevation	TOC to GW (ft-bgs)	TOC to FP (ft-bgs)	FP Thickness (ft.)	GW Elevation	pH	Temperature (C°)	Conductivity (µS/cm)	Dissolved O_2 (mg/L)
MW-7	03/06/04	98.64	17.15		0.35'	81.49				
	10/20/04		17.39			81.25	5.7	26.4	92	2.2
	08/22/05		17.00	sheen	sheen	81.64	5.2	27.3	61	2.0
	11/28/05		17.46			81.18	5.8	21.6	217	2.1
	03/09/06		17.60			81.04	6.0	20.3	107	1.9
	06/29/06		19.52	18.02	1.50	79.12	Not Gauged			
	06/22/07		19.18	17.99	1.19	79.46	5.8	22.6	220	NM
	10/01/08		20.09	18.79	1.30	78.55	NM	NM	NM	NM
MW-8	03/06/04	99.58	17.85		0.03'	81.73				
	10/20/04		18.30			81.28	6.0	27.0	336	2.8
	08/22/05		17.90			81.68	5.1	27.4	29	2.4
	11/28/05		18.35			81.23	6.1	20.8	88	2.3
	03/09/06		18.49			81.09	5.7	19.5	46	2.5
	06/29/06		19.51	19.41	0.10	80.07	Not Gauged			
	06/22/07		19.01			80.57	Not Gauged			
	10/01/08		19.64	19.54	0.10	79.94	5.9	22	60	NM
MW-9	03/06/04	97.93	16.85		0.12'	81.08				
	10/20/04		17.25			80.68	6.3	27.2	254	1.2
	08/22/05		16.80			81.13	5.3	27.9	20	1.8
	11/28/05		17.33			80.60	5.3	21.4	236	2.3
	03/09/06		17.32			80.61	5.4	20.1	137	1.9
	06/29/06		18.43	18.35	0.08	79.50	Not Gauged			
	06/22/07		17.98			79.95	5.3	20.3	248	NM
	10/01/08		18.48			79.45	6.0	24.0	80	NM
MW-10	03/06/04	97.71	17.56		1.07'	80.15				
	10/20/04		17.95	16.97	0.98	80.52	5.2	27.4	1139	1.1
	08/22/05		16.79		0.00	80.92	4.8	27.7	28	1.6
	11/28/05		16.83		0.00	80.88	5.8	21.1	129	1.5
	03/09/06		17.35			80.36	5.7	20.3	35	1.7
	06/29/06		18.46	18.31	0.15	79.37	Not Gauged			
	06/22/07		18.22	17.78	0.44	79.83	5.8	22.0	10	NM
	10/01/08		19.16	18.58	0.58	78.55	NM	NM	NM	NM
MW-11	03/06/04	97.60	15.96			81.64				
	10/20/04	Unable to Locate								
	08/22/05	Unable to Locate								
	11/28/05	Unable to Locate								
	03/09/06	Unable to Locate								
	06/29/06	Unable to Locate								
	10/01/08	NM								

Table 1

Groundwater Monitoring Data through October 01, 2008

Health Self Serve 2, Sumter, South Carolina, UST Permit #08932 Consultech Project # C-1383

Monitoring Well	Date	TOC Elevation	TOC to GW (ft-bgs)	TOC to FP (ft-bgs)	FP Thickness (ft.)	GW Elevation	pH	Temperature (C°)	Conductivity (µS/cm)	Dissolved O_2 (mg/L)
MW-12	03/06/04	99.68	17.90		0.30'	81.78				
	10/20/04		18.57	17.93	0.64	81.61	6.4	29.3	173	2.0
	08/22/05		17.65	sheen	0.00	82.03	6.4	27.3	232	2.5
	11/28/05		18.04		0.00	81.64	5.9	21.0	277	2.2
	03/09/06		Dry		0.00	Dry	5.9	Dry	Dry	Dry
	06/29/06		Dry		0.00	Dry	5.9	Dry	Dry	Dry
	06/22/07		Dry		0.00	Dry				
	10/01/08	NM								
MW-13	03/06/04	99.88	18.21			81.67				
	10/20/04		18.78			81.10	6.2	27.1	256	3.6
	08/22/05		18.37			81.51	5.6	26.8	28	3.8
	11/28/05		18.72			81.16	6.3	20.3	82	3.2
	03/09/06		18.92			80.96	5.5	19.8	51	3.1
	06/29/06		19.92			79.96	Not Gauged			
	06/22/07		17.17			82.71	Not Gauged			
	10/01/08	NM								
MW-14	03/06/04	91.12	12.81			78.31				
	10/20/04		13.21			77.91	6.6	25.9	155	4.2
	08/22/05		12.91			78.21	5.9	28.4	86	4.0
	11/28/05		13.28			77.84	5.1	22.4	75	3.8
	03/09/06		12.61			78.51	5.8	20.9	61	3.6
	06/29/06		13.65			77.47	Not Gauged			
	06/22/07		13.76			77.36	Not Gauged			
	10/01/08	NM								
MW-15	03/06/04	91.29	11.34			79.95				
	10/20/04		13.46			77.83	6.5	26.1	162	2.8
	08/23/05		11.81			79.48	5.9	29.2	45	2.9
	11/28/05		12.26			79.03	5.7	20.5	52	3.3
	03/09/06		13.02			78.27	5.4	20.2	51	3.5
	06/29/06		12.73			78.56	Not Gauged			
	06/22/07		12.56			78.73	Not Gauged			
	10/01/08	NM								
MW-16	03/06/04	94.15	13.02			81.13				
	10/20/04		11.84			82.31	6.3	29.2	13	3.3
	08/23/05		13.15			81.00	5.5	27.9	52	3.6
	11/28/05		13.74			80.41	6.0	21.5	61	3.5
	03/09/06		14.51			79.64	5.7	20.8	51	3.3
	06/29/06		14.58			79.57	Not Gauged			
	06/22/07		14.41			79.74	Not Gauged			
	10/01/08	NM								

Table 1

Groundwater Monitoring Data through October 01, 2008

Health Self Serve 2, Sumter, South Carolina, UST Permit #08932 Consultech Project # C-1383

Monitoring Well	Date	TOC Elevation	TOC to GW (ft-bgs)	TOC to FP (ft-bgs)	FP Thickness (ft.)	GW Elevation	pH	Temperature (C°)	Conductivity (µS/cm)	Dissolved O_2 (mg/L)
MW-18	03/06/04	92.29	13.39			78.90				
	10/20/04		13.80			78.49	6.7	28.4	46	3.0
	08/23/05		13.50			78.79	5.9	28.6	49	3.5
	11/28/05		13.87			78.42	5.5	22.1	41	3.6
	03/09/06		14.41			77.88	5.5	21.7	57	3.7
	06/29/06		18.02			74.27	Not Gauged			
	06/22/07		NM			NM	Not Gauged			
	10/01/08	NM								
MW-19	03/06/04	76.76	4.45			72.31				
	10/20/04	Unable to Locate								
	08/23/05	Unable to Locate								
	11/28/05	76.76	5.87			70.89	5.7	21.6	62	3.7
	03/09/06	76.76	3.89			72.87	6.3	20.8	39	3.5
	06/29/06	76.76	4.79			71.97	Not Gauged			
	06/22/07	76.76	NM			NM	Not Gauged			
	10/01/08	NM								
MW-20	03/06/04	76.16	2.71			73.45				
	10/20/04	Unable to Locate								
	08/23/05	Unable to Locate								
	11/28/05	76.16	6.14			70.02	6.4	21.4	69	3.8
	03/09/06	76.16	2.89			73.27	5.9	18.2	32	3.5
	06/29/06	76.16	1.54			74.62	Not Gauged			
	06/22/07	76.16	2.86			73.30	Not Gauged			
	10/01/08	NM								
MW-21	03/06/04	73.49	0.70			72.79				
	10/20/04		1.22			72.27	6.8	23.1	334	5.6
	08/23/05	Unable to Locate								
	11/28/05	73.49	6.21			67.28	6.1	20.3	83	4.1
	03/09/06	73.49	1.71			71.78	6.4	19.7	147	3.8
	06/29/06	73.49	1.50			71.99	Not Gauged			
	06/22/07	73.49	NM			NM	Not Gauged			
	10/01/08	NM								
MW-22	03/06/04	73.79	0.85			72.94				
	10/20/04		0.60			73.19	6.7	23.7	152	5.5
	08/23/05	Unable to Locate								
	11/28/05	73.79	5.88			67.91	6.2	21.7	73	3.9
	03/09/06	73.79	2.15			71.64	5.9	20.7	26	3.7
	06/29/06	73.79	1.13			72.66	Not Gauged			
	06/22/07	73.79	NM			NM	Not Gauged			
	10/01/08	NM								

Table 1

Groundwater Monitoring Data through October 01, 2008

Health Self Serve 2, Sumter, South Carolina, UST Permit #08932 Consultech Project # C-1383

Monitoring Well	Date	TOC Elevation	TOC to GW (ft-bgs)	TOC to FP (ft-bgs)	FP Thickness (ft.)	GW Elevation	pH	Temperature (C°)	Conductivity (µS/cm)	Dissolved O_2 (mg/L)
MW-23	03/06/04	73.06	0.10			72.96				
	10/20/04		0.60			72.46	6.9	24.0	265	3.9
	08/23/05	Unable to Locate								
	11/28/05	73.06	5.91			67.15	5.9	21.1	49	4.2
	03/09/06	73.06	2.02			71.04	5.9	20.6	34	3.9
	06/29/06	73.06	0.00			73.06	Not Gauged			
	06/22/07	73.06	NM			NM	Not Gauged			
	10/01/08	NM								
MW-24	03/06/04	72.25	0.08			72.17				
	10/20/04		0.60			71.65	7.0	23.5	308	4.2
	08/23/05	Unable to Locate								
	11/28/05	72.25	5.77			66.48	5.6	20.8	72	3.7
	03/09/06	Unable to Locate								
	06/29/06	72.25	1.00			71.25	Not Gauged			
	06/22/07	72.25	NM			NM	Not Gauged			
	10/01/08	NM								
MW-25	03/06/04	95.48	10.08			85.40				
	10/20/04		10.61			84.87	6.8	25.2	113	4.0
	08/23/05		10.28			85.20	5.7	28.1	83	3.8
	11/28/05		9.78			85.70	6.4	21.4	86	3.6
	03/09/06		10.33			85.15	5.5	20.3	49	3.8
	06/29/06		11.15			84.33	Not Gauged			
	06/22/07		NM			NM	Not Gauged			
	10/01/08	NM								
MW-26	03/06/04	83.42	5.51			77.91				
	10/20/04		5.56			77.86	6.7	23.9	192	3.5
	08/23/05	Unable to Locate								
	11/28/05	83.42	10.22			73.20	6.1	21.2	44	3.3
	03/09/06	83.42	5.19			78.23	5.5	20.8	219	3.6
	06/29/06	83.42	5.81			77.61	Not Gauged			
	06/22/07	83.42	NM			NM	Not Gauged			
	10/01/08	NM								
MW-27	03/06/04	78.96	2.05			76.91				
	10/20/04		1.53			77.43	7.0	24.2	NM	6.0
	08/23/05	Unable to Locate								
	11/28/05	78.96	5.91			73.05	5.7	20.6	61	4.3
	03/09/06	78.96	1.68			77.28	6.3	19.6	149	4.0
	06/29/06	78.96	1.68			77.28	Not Gauged			
	06/22/07	78.96	NM			NM	Not Gauged			
	10/01/08	NM								

Notes: (1) TOC for MW-2 is assumed to be at mid-height between MW-6 and MW-12.
NM = Not Measured

TABLE 2: Heath Self Serve 2
Chemicals of Concern in Groundwater
Groundwater Analytical Data Through October 01, 2008
SCDHEC UST Permit # 08932
Sumter, South Carolina - Consultech Project # C-1383

Well No.	Date	Benzene	Toluene	Ethyl-benzene	Xylenes	MTBE	Naphthalene	Total Mass
SSTL		**78**	**84**	**140**	**212**	**5**	**5**	
MW-2	03/06/04	**78**	**84**	**140**	**212**	**5**	**5**	524
	10/20/04	**9,600**	**46,000**	**7,100**	**30,000**	**510**	**13,000**	106,210
	08/22/05	**390**	**100**	**270**	**480**	**31**	**50**	1,321
	11/28/05	54	49	53	200	**110**	**53**	519
	03/09/06	**8,600**	**43,000**	**3,900**	**22,000**	**2,500**	**270**	80,270
	06/29/06	**350**	**280**	**270**	**790**	**400**	**<100**	2,090
	06/22/07	**220**	40	**180**	150	**370**	**<100**	960
	10/01/08	**262**	**452**	**501**	**862**	**202**	**40**	2,319
MW-3	03/06/04	1	1	<1	7	<1	<5	16
	10/20/04	**7.1**	**4.0**	**3.4**	**34**	<1.0	<5.0	54.5
	08/22/05	<1	<1	<1	<1	<1	<5	10
	11/28/05	<5.0	9.4	<5.0	7.8	<5.0	<25	23.2
	03/09/06	<1.0	<1.0	<1.0	<1.0	<1.0	<5.0	10.0
	06/29/06	<1.0	<1.0	<1.0	<1.0	<1.0	<5.0	10.0
	06/22/07	NS	NS	NS	NS	NS	NS	10.0
	10/01/08	NS						-
SSTL		**246**	**260,000**	**40,000**	**180,000**	**119**	**20,000**	
MW-4	03/06/04	**72,000**	**260,000**	**40,000**	**180,000**	**940,000**	**20,000**	1,512,000
	10/20/04	**72,000**	**260,000**	**40,000**	**180,000**	**940,000**	**20,000**	1,512,000
	08/22/05	**720**	13,000	5,900	40,000	**250**	2,300	62,170
	11/28/05	**590**	1,200	89	4,100	**150**	180	6,309
	03/09/06	57	150	180	150	26	150	713
	06/29/06	**640**	1,400	<1	4,000	<1	120	6,160
	06/22/07	30	140	14	240	<1.0	13	437
	10/01/08	132	1,030	11	562	2	11	1,747
MW-5	03/06/04	<1	<1	<1	<1	<1	<5	10
	10/20/04	2.0	81	74	370	<1.0	74	602
	08/22/05	<10	120	170	990	<10	140	1421
	11/28/05	1.7	8.6	<1	50	<1	8.4	70
	03/09/06	<1.0	<1.0	<1.0	<1.0	<1.0	<5.0	10.0
	06/29/06	13	29.0	<1.0	93.0	<1.0	12	147.0
	06/22/07	1	17.0	3.9	20.0	<1.0	<5.0	42.2
	10/01/08	**6,120**	**51,700**	**3,540**	**17,580**	**900**	**206**	80,046
SSTL		**14**	**<1**	**3**	**8**	**3**	**5**	
MW-6	03/06/04	14	<1	3	8	3	<5	34
	10/20/04	**7,900**	**30,000**	**15,000**	**77,000**	**<250**	**9,100**	139250
	08/22/05	**200**	**56**	**39**	**130**	<1	<5	675
	11/28/05	**600**	**240**	**170**	**400**	**<100**	**<500**	1660
	03/09/06	**330**	**70**	**58**	**75**	**<10**	**<50**	783
	06/29/06	**400**	**190**	**96**	**300**	**8.9**	<5	995
	06/22/07	**77**	**62**	**33**	**180**	**<1.0**	<5.0	352
	10/01/08	2	**6**	7	**17**	2	2	36
SSTL		**7,620**	**260,000**	**40,000**	**180,000**	**85**	**20,000**	
MW-7	03/06/04	**72,000**	**260,000**	**40,000**	**180,000**	**940,000**	**20,000**	1,512,000
	10/20/04	**21,000**	47,000	9,400	37,000	**5,400**	1,100	120900
	08/22/05	**13,000**	57,000	17,000	82,000	**4,300**	11,000	184300
	11/28/05	**16,000**	40,000	7,100	34,000	**4,300**	1,200	102600
	03/09/06	**19,000**	70,000	8,200	45,000	**6,400**	<1,000	148600
	03/09/06	**19,000**	70,000	8,200	45,000	**6,400**	<1,000	148600
	06/29/06	NS	NS	NS	NS	NS	NS	148600
	06/22/07	**17,000**	52,000	7,000	35,000	**3,400**	1,900	148600
	10/01/08	NS						-

TABLE 2: Heath Self Serve 2
Chemicals of Concern in Groundwater
Groundwater Analytical Data Through October 01, 2008
SCDHEC UST Permit # 08932
Sumter, South Carolina - Consultech Project # C-1383

Well No.	Date	Benzene	Toluene	Ethyl-benzene	Xylenes	MTBE	Naphthalene	Total Mass
SSTL		**3,307**	**260,000**	**40,000**	**180,000**	**57**	**20,000**	
MW-8	03/06/04	**72,000**	**260,000**	**40,000**	**180,000**	**940,000**	**20,000**	1,512,000
	10/20/04	1,700	11,000	2,300	9,400	<25	1,000	25425
	08/22/05	**6,000**	30,000	6,600	32,000	**200**	1,700	76525
	1128/05	**5,300**	29,000	5,000	27,000	**<200**	<1000	66325
	03/09/06	1,800	13,000	2,800	17,000	<20	410	35035
	06/29/06	NS	NS	NS	NS	NS	NS	35035
	06/22/07	NS	NS	NS	NS	NS	NS	35035
	10/01/08	761	3,050	810	10,060	40	1,370	16,091
SSTL		**4,075**	**260,000**	**40,000**	**180,000**	**63**	**20,000**	
MW-9	03/06/04	**72,000**	**260,000**	**40,000**	**180,000**	**940,000**	**20,000**	1,512,000
	10/20/04	**20,000**	48,000	9,800	50,000	**590**	10,000	138,390
	08/22/05	**23,000**	77,000	15,000	75,000	**270**	4,400	194,670
	11/28/05	190	350	45	230	<1.0	7.1	822
	03/09/06	**22,000**	60,000	3,800	24,000	**170**	560.0	110,530
	06/29/06	NS	NS	NS	NS	NS	NS	110,530
	06/22/07	4,900	31,000	3,700	26,000	<50	2,600	68,200
	10/01/08	2,850	13,400	1,790	17,340	40	1,820	37,240
SSTL		**2,179**	**260,000**	**40,000**	**180,000**	**52**	**20,000**	
MW-10	03/06/04	**72,000**	**260,000**	**40,000**	**180,000**	**940,000**	**20,000**	1,512,000
	10/20/04	**72,000**	**260,000**	**40,000**	**180,000**	**940,000**	**20,000**	1,512,000
	08/22/05	**20,000**	34,000	34,000	25,000	**250**	9,900	123,150
	11/28/05	**21,000**	62,000	16,000	76,000	**<200**	3,500	178,500
	03/09/06	**17,000**	40,000	3,100	19,000	**<500**	<2500	79,100
	06/29/06	NS	NS	NS	NS	NS	NS	79,100
	06/22/07	6,500	42,000	14,000	96,000	500	25,000	183,500
	10/01/08	NS						-
SSTL		**<1**	**2**	**1**	**11**	**<1**	**<5**	
MW-11	03/06/04	**<1**	**2**	**1**	**11**	**<1**	**<5**	21
	10/20/04	**Not Found**						21
	08/22/05	**Not Found**						21
	11/28/05	**Not Found**						21
	03/09/06	**Not Found**						21
	06/29/06	**Not Found**						21
	06/22/07	**Not Found**						21
	10/01/08	NS						-
SSTL		**6,865**	**260,000**	**40,000**	**180,000**	**80**	**20,000**	
MW-12	03/06/04	**72,000**	**260,000**	**40,000**	**180,000**	**940,000**	**20,000**	1,512,000
	10/20/04	**72,000**	**260,000**	**40,000**	**180,000**	**940,000**	**20,000**	1,512,000
	08/22/05	4,100	44,000	15,000	75,000	**250**	7,800	146,150
	11/28/05	5,400	46,000	16,000	81,000	**<200**	4,100	152,500
	03/09/06	Dry	Dry	Dry	Dry	Dry	Dry	152,500
	06/29/06	Dry	Dry	Dry	Dry	Dry	Dry	152,500
	06/22/07	NS	NS	NS	NS	NS	NS	152,500
	10/01/08	NS						-
MW-13	03/06/04	<1	<1	<1	<1	<1	<5	10
	10/20/04	<1	**1.9**	<1	**1.7**	<1	<5	12
	08/22/05	<1	<1	<1	<1	<1	<5	10
	11/28/05	1.7	2.7	1.9	6.6	<1	<5	18
	03/09/06	<1	<1	<1	3.6	<1	<5	13
	06/29/06	<1	<1	<1	<1	<1	<5	10
	06/22/07	NS	NS	NS	NS	NS	NS	10
	10/01/08	NS						-

TABLE 2: Heath Self Serve 2
Chemicals of Concern in Groundwater
Groundwater Analytical Data Through October 01, 2008
SCDHEC UST Permit # 08932
Sumter, South Carolina - Consultech Project # C-1383

Well No.	Date	Benzene	Toluene	Ethyl-benzene	Xylenes	MTBE	Naphthalene	Total Mass
SSTL		**68**	**<1**	**4**	**21**	**<1**	**<5**	
MW-14	03/06/04	68	<1	4	21	<1	<5	100
	10/20/04	<1	**2.2**	<1	**1.4**	<1	<5	12
	08/22/05	<1	<1	<1	<1	<1	<5	10
	11/28/05	<1	1	<1	1	<1	<5	10
	03/09/06	<1	<1	<1	<1	<1	<5	10
	06/29/06	<1	<1	<1	<1	<1	<5	10
	06/22/07	NS	NS	NS	NS	NS	NS	10
	10/01/08	NS						-
MW-15	03/06/04	<1	<1	<1	<1	<1	<5	10
	10/20/04	<1	2.1	<1	2.3	<1	<5	12
	08/23/05	<1	2.2	1.2	7.1	<1	<5	18
	11/28/05	<1	1.7	<1	1.6	<1	<5	11
	03/09/06	<1	<1	<1	1.5	1.6	<5	12
	06/29/06	<1	2.5	<1	3.0	<1	<5	
	06/22/07	<1	67.0	63.0	430.0	<1	100	660
	10/01/08	NS						-
MW-16	03/06/04	<1	<1	<1	<1	<1	<5	10
	10/20/04	<1	2.4	<1	1.6	<1	<5	12
	08/23/05	<1	<1	<1	1.2	<1	<5	12
	11/28/05	<1	1.5	<1	1.5	<1	<5	11
	03/09/06	<1	<1	<1	3.4	1.2	<5	11
	06/29/06	<1	<1	<1	<1	<1	<5	10
	06/22/07	NS	NS	NS	NS	NS	NS	10
	10/01/08	NS						-
MW-18	03/06/04	<1	<1	<1	<1	<1	<5	10
	10/20/04	<1	2.3	<1	1.3	<1	<5	12
	08/23/05	<1	<1	<1	<1	<1	<5	10
	11/28/05	<1	<1	<1	<1	<1	<5	10
	03/09/06	<1	1.3	<1	1.0	<1	<5	10
	06/29/06	<1	<1	<1	<1	<1	<5	
	06/22/07	NS	NS	NS	NS	NS	NS	10
	10/01/08	NS						-
SSTL		**31**	**<1**	**<1**	**16**	**40**	**<5**	
MW-19	03/06/04	**166**	**<1**	**<1**	**16**	**196**	**<5**	385
	10/20/04	**Not Found**						385
	08/23/05	**Not Found**						385
	11/28/05	<1	3.8	<1	10.0	<1	<5	24
	03/09/06	**34**	<1	<1	<1	3.7	<5	38
	06/29/06	9	<1	<1	<1	<1	<5	
	06/22/07	NS	NS	NS	NS	NS	NS	18
	10/01/08	NS						-
SSTL		**26**	**2**	**<1**	**35**	**40**	**<5**	
MW-20	03/06/04	**1,760**	**2**	**<1**	**35**	**80**	**<5**	1883
	10/20/04	**Not Found**						1883
	08/23/05	**Not Found**						1883
	11/28/05	<1	<1	<1	<1	<1	<5	10
	03/09/06	**1,300**	1.9	<1	9.9	<1	**74**	1,386
	06/29/06	**1,500**	**2.4**	**3.3**	13.0	<1	**77**	1,596
	06/22/07	**900**	1.9	**2.6**	6.1	1	**77**	989
	10/01/08	NS						-

TABLE 2: Heath Self Serve 2
Chemicals of Concern in Groundwater
Groundwater Analytical Data Through October 01, 2008
SCDHEC UST Permit # 08932
Sumter, South Carolina - Consultech Project # C-1383

Well No.	Date	Benzene	Toluene	Ethyl-benzene	Xylenes	MTBE	Naphthalene	Total Mass
SSTL		<1	<1	<1	<1	<1	<5	
MW-21	03/06/04	<1	<1	<1	<1	<1	<5	10
	10/20/04	<1	1.9	<1	<1	<1	<5	11
	08/23/05	Not Found						11
	11/28/05	<1	<1	<1	<1	<1	<5	10
	03/09/06	<1	<1	<1	1.5	<1	<5	10
	06/29/06	<1	<1	<1	<1	<1	6	11
	06/22/07	NS	NS	NS	NS	NS	NS	11
	10/01/08	NS						-
MW-22	03/06/04	<1	<1	<1	<1	<1	<5	10
	10/20/04	<1	1.9	<1	<1	<1	<5	11
	08/23/05	Not Found						11
	11/28/05	<1	<1	<1	<1	<1	<5	10
	03/09/06	<1	<1	<1	2.5	<1	<5	10
	06/29/06	<1	<1	<1	<1	<1	<5	
	06/22/07	NS	NS	NS	NS	NS	NS	10
	10/01/08	NS						-
MW-23	03/06/04	<1	<1	<1	<1	<1	<5	10
	10/20/04	<1	1.0	<1	<1	<1	<5	10
	08/23/05	Not Found						10
	11/28/05	<1	<1	<1	<1	<1	<5	10
	03/09/06	<1	<1	<1	1.5	<1	<5	10
	06/29/06	<1	<1	<1	<1	<1	<5	
	06/22/07	NS	NS	NS	NS	NS	NS	10
	10/01/08	NS						-
MW-24	03/06/04	<1	<1	<1	<1	<1	<5	10
	10/20/04	<1	<1	<1	<1	<1	<5	10
	08/23/05	Not Found						10
	11/28/05	<1	1.6	<1	2.1	<1	<5	12
	03/09/06	could	not	locate				12
	06/29/06	<1	<1	<1	<1	<1	<5	
	06/22/07	NS	NS	NS	NS	NS	NS	10
	10/01/08	NS						-
MW-25	03/06/04	<1	<1	<1	<1	<1	<5	10
	10/20/04	<1	1.7	<1	<1	<1	<5	11
	08/23/05	<1	<1	<1	<1	<1	<5	10
	11/28/05	<1	<1	<1	<1	<1	<5	10
	03/09/06	<1	4.9	<1	4.3	<1	<5	16
	06/29/06	<1	<1	<1	<1	<1	<5	10
	06/22/07	NS	NS	NS	NS	NS	NS	10
	10/01/08	NS						-
MW-26	03/06/04	<1	<1	<1	<1	<1	<5	10
	10/20/04	<1	3.5	<1	2.9	<1	<5	14
	08/23/05	Not Found						14
	11/28/05	<1	<1	<1	<1	<1	<5	10
	03/09/06	<1	<1	<1	<1	<1	<5	10
	06/29/06	<1	<1	<1	<1	<1	<5	
	06/22/07	NS	NS	NS	NS	NS	NS	10
	10/01/08	NS						-

TABLE 2: Heath Self Serve 2
Chemicals of Concern in Groundwater
Groundwater Analytical Data Through October 01, 2008
SCDHEC UST Permit # 08932
Sumter, South Carolina - Consultech Project # C-1383

Well No.	Date	Benzene	Toluene	Ethyl-benzene	Xylenes	MTBE	Naphthalene	Total Mass
SSTL		**<1**	**<1**	**<1**	**<1**	**1**	**<5**	
MW-27	03/06/04	<1	<1	<1	<1	1	<5	10
	10/20/04	<1	**2.1**	<1	**2.2**	<1	<5	14
	08/23/05	**Not Found**						14
	11/28/05	<1	<1	<1	1.0	<1	<5	10
	03/09/06	<1	<1	<1	**2.5**	<1	<5	11
	06/29/06	<1	<1	<1	<1	<1	<5	
	06/22/07	NS	NS	NS	NS	NS	NS	11
	10/01/08	NS						-
SSTL Mass	**03/06/04**	**24,512**	**1,560,093**	**240,152**	**1,080,305**	**548**	**120,040**	**3,025,650**
Initial Mass	03/06/04	434,089	1,560,093	240,152	1,080,305	5,640,288	120,040	9,074,967
	10/20/04	257,321	962,109	163,690	743,822	2,826,789	94,339	**5,048,071**
	08/23/05	69,336	255,156	93,980	330,660	5,831	37,290	**792,253**
	11/28/05	49,140	178,846	44,461	222,944	5,265	10,565	**511,221**
	03/09/06	70,121	226,227	22,038	127,249	8,906	4,964	**459,505**
	06/29/06	63,525	184,917	18,285	110,212	7,516	4,855	**389,310**
	06/22/07	29,628	125,228	24,997	158,126	3,770	29,690	**371,439**
Current Mass	10/01/08	34,527	163,640	27,661	177,427	5,087	30,426	**438,768**
% Decrease	3/04 to 10/04	40.72%	38.33%	31.84%	31.15%	49.88%	21.41%	44.37%
% Decrease	3/04 to 8/05	84.03%	83.64%	60.87%	69.39%	99.90%	68.94%	91.27%
% Decrease	3/04 to 11/05	88.68%	88.54%	81.49%	79.36%	99.91%	91.20%	94.37%
% Decrease	3/04 to 6/06	85.37%	88.15%	92.39%	89.80%	99.87%	95.96%	95.71%
% Decrease	3/04 to 6/07	93.17%	91.97%	89.59%	85.36%	99.93%	75.27%	95.91%
% Decrease	3/04 to10/08	92.05%	89.51%	88.48%	83.58%	99.91%	74.65%	95.17%

NS - Not Sampled - Wells were either unaccessible, not found, or contained free product

Table 3

Mass Reduction Calculations Through October 01, 2008

Heath Self Serve 2, Sumter, SC

SCDHEC UST Permit #08932 - Consultech Project # C-1383

		Benzene	Toluene	Ethylbenzene	Xylenes	MTBE	Naphthalene	Mass>SSTL
MW-2	SSTL	**78**	**84**	**140**	**212**	**5**	**5**	
	Initial	78	84	140	212	5	5	
10/01/08	Subsequent	**262**	452	**501**	862	**202**	**40**	
	Initial > SSTL	0	0	0	0	0	0	0
	Subsequent > SSTL	184	368	361	650	197	35	1,795
MW-4	SSTL	**246**	**260,000**	**40,000**	**180,000**	**119**	**20,000**	
	Initial	72,000	260,000	40,000	180,000	940,000	20,000	
10/01/08	Subsequent	132	1,030	11	562	2	11	
	Initial > SSTL	71,754	0	0	0	939,881	0	1,011,635
	Subsequent > SSTL	0	0	0	0	0	0	0
MW-6	SSTL	**14**	**1**	**3**	**8**	**3**	**5**	
	Initial	14	1	3	8	3	5	
10/01/08	Subsequent	2	**6**	**7**	**17**	2	2	
	Initial > SSTL	0	0	0	0	0	0	0
	Subsequent > SSTL	0	5	4	9	0	0	18
MW-7	SSTL	**7,620**	**260,000**	**40,000**	**180,000**	**85**	**20,000**	
	Initial	72,000	260,000	40,000	180,000	940,000	20,000	
06/22/07	Subsequent	**17,000**	52,000	7,000	35,000	**3,400**	1,900	
	Initial > SSTL	64,380	0	0	0	939,915	0	1,004,295
	Subsequent > SSTL	9,380	0	0	0	3,315	0	12,695
MW-8	SSTL	**3,307**	**260,000**	**40,000**	**180,000**	**57**	**20,000**	
	Initial	72,000	260,000	40,000	180,000	940,000	20,000	
10/01/08	Subsequent	761	3,050	810	10,060	40	1,370	
	Initial > SSTL	68,693	0	0	0	939,943	0	1,008,636
	Subsequent > SSTL	0	0	0	0	0	0	0
MW-9	SSTL	**4,075**	**260,000**	**40,000**	**180,000**	**63**	**20,000**	
	Initial	72,000	260,000	40,000	180,000	940,000	20,000	
10/01/08	Subsequent	2,850	13,400	1,790	17,340	40	1,820	
	Initial > SSTL	67,925	0	0	0	939,937	0	1,007,862
	Subsequent > SSTL	0	0	0	0	0	0	0
MW-10	SSTL	**2,179**	**260,000**	**40,000**	**180,000**	**52**	**20,000**	
	Initial	72,000	260,000	40,000	180,000	940,000	20,000	
06/22/07	Subsequent	**6,500**	42,000	14,000	96,000	**500**	**25,000**	
	Initial > SSTL	69,821	0	0	0	939,948	0	1,009,769
	Subsequent > SSTL	4,321	0	0	0	448	5,000	9,769
MW-11	SSTL	**1**	**2**	**1**	**11**	**1**	**5**	
	Initial	1	2	1	11	1	5	
10/20/04	Subsequent	1	2	1	11	1	5	
	Initial > SSTL	0	0	0	0	0	0	0
	Subsequent > SSTL	0	0	0	0	0	0	0
MW-12	SSTL	**6,865**	**260,000**	**40,000**	**180,000**	**80**	**20,000**	
	Initial	72,000	260,000	40,000	180,000	940,000	20,000	
11/28/05	Subsequent	5,400	46,000	16,000	81,000	**200**	4,100	
	Initial > SSTL	65,135	0	0	0	939,920	0	1,005,055
	Subsequent > SSTL	0	0	0	0	120	0	120

Table 3
Mass Reduction Calculations Through October 01, 2008
Heath Self Serve 2, Sumter, SC
SCDHEC UST Permit #08932 - Consultech Project # C-1383

		Benzene	Toluene	Ethylbenzene	Xylenes	MTBE	Naphthalene	Mass>SSTL
MW-14	SSTL	**68**	**1**	**4**	**21**	**1**	**5**	
	Initial	68	1	4	21	1	5	
06/29/06	Subsequent	1	1.0	1	1.0	1	5	
	Initial > SSTL	0	0	0	0	0	0	0
	Subsequent > SSTL	0	0	0	0	0	0	0
MW-19	SSTL	**31**	**1**	**1**	**16**	**40**	**5**	
	Initial	166	1	1	16	196	5	
06/29/06	Subsequent	9	1	1	1	1	5	
	Initial > SSTL	135	0	0	0	156	0	291
	Subsequent > SSTL	0	0	0	0	0	0	0
MW-20	SSTL	**26**	**2**	**1**	**35**	**40**	**5**	
	Initial	1,760	2	1	35	80	5	
06/22/07	Subsequent	**900**	**2**	**3**	6	1	**77**	
	Initial > SSTL	1,729	1	0	19	40	0	1,789
	Subsequent > SSTL	869	1	2	0	0	72	944
MW-21	SSTL	**1**	**1**	**1**	**1**	**1**	**5**	
	Initial	1	1	1	1	1	5	
06/29/06	Subsequent	1	1.0	1	1	1	**6**	
	Initial > SSTL	0	0	0	0	0	0	0
	Subsequent > SSTL	0	0	0	0	0	1	1
MW-27	SSTL	**1**	**1**	**1**	**1**	**1**	**5**	
	Initial	1	1	1	1	1	5	
06/29/06	Subsequent	1	1.0	1	1.0	1	5	
	Initial > SSTL	0	0	0	0	0	0	0
	Subsequent > SSTL	0	0	0	0	0	0	0

Total	Initial > SSTL	6,049,623
	Subsequent > SSTL	25,342

Percent Mass Reduction= $\frac{\text{(Initial>STTL)-(Subsequent>SSTL)}}{\text{(Initial>SSTL)}}$ **99.58%**

FIGURES

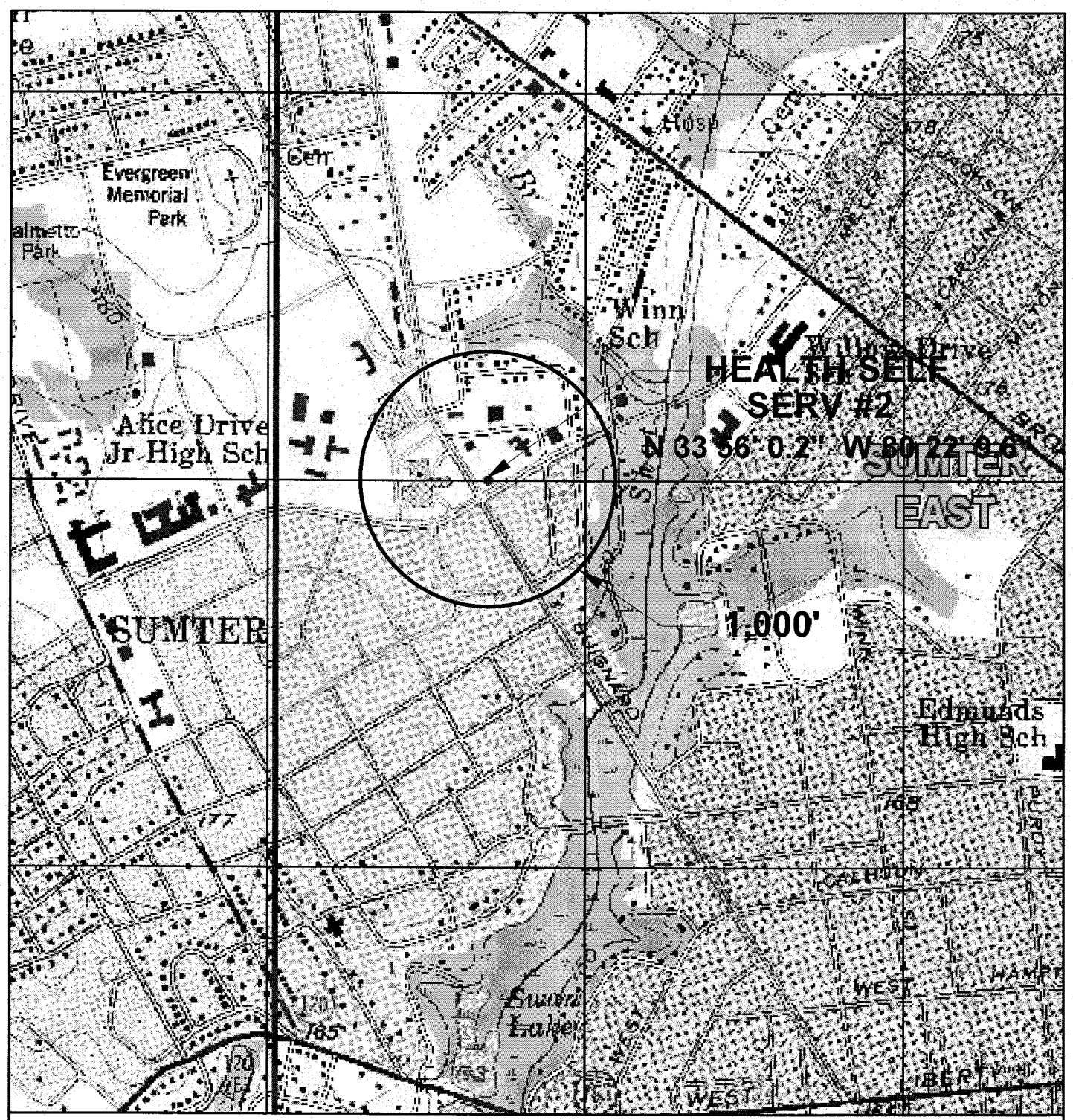

REFERENCE: SUMTER, SOUTH CAROLINA QUADRANGLE MAP. 7.5 MINUTE SERIES, U.S. GEOLOGIC SURVEY



SITE LOCATION

0 1,500 3,000

SCALE IN FEET

DRAWN: MAC	DATE: 12/04/06
SCDHEC FACILITY ID# 08932	
PROJECT: HEALTH SELF SERV # 2	
PROJECT No.: C-1383	
LOCATION: BLACKSBURG, SOUTH CAROLINA	

FIGURE 1
SITE LOCATION AND
TOPOGRAPHIC MAP

CONSULTECH ENVIRONMENTAL, INC.

Environmental Consulting
and Engineering

© 1998

Delivering innovative solutions to today's environmental concerns

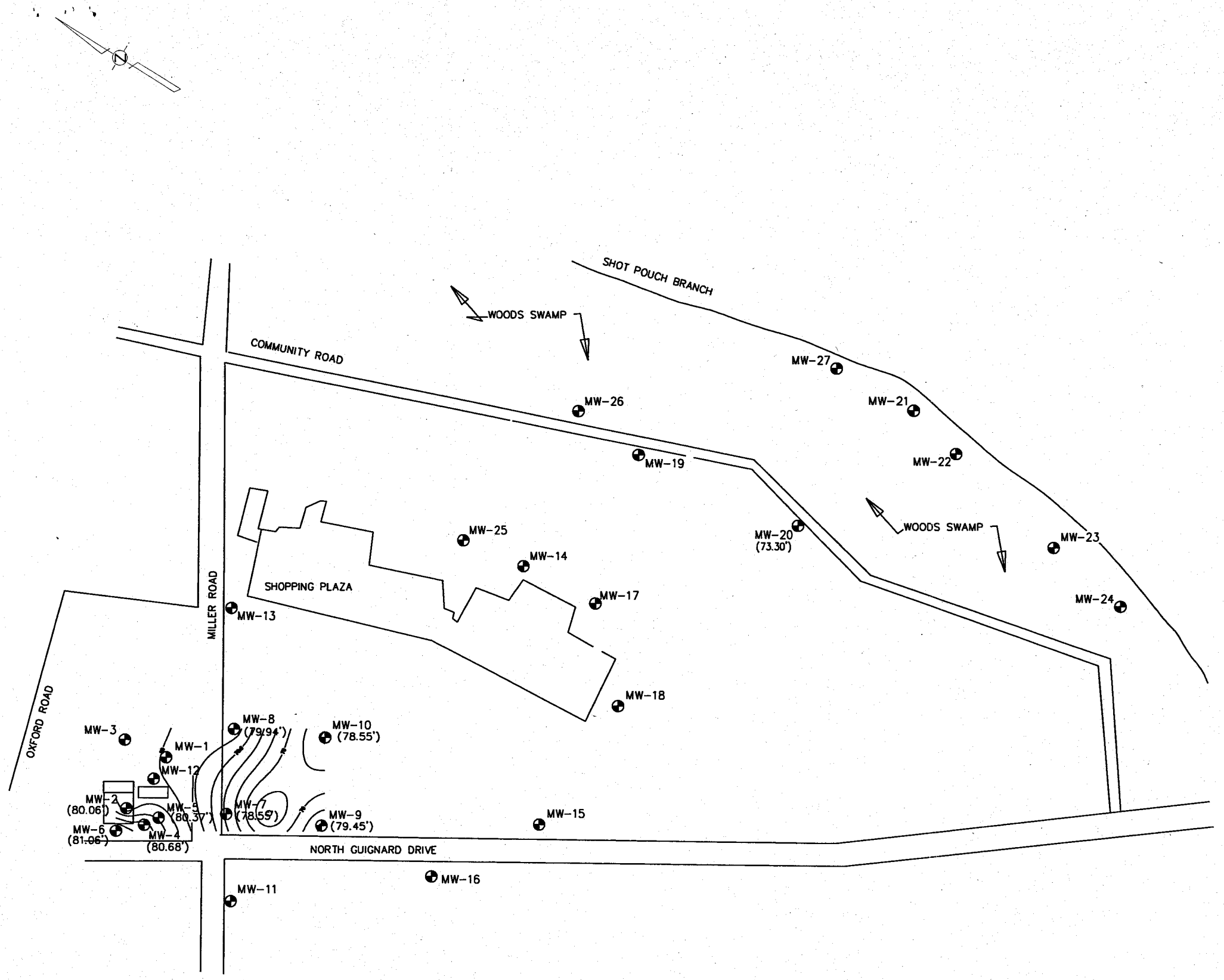

LEGEND

- MONITORING WELL
- TEMPORARY MONITORING WELL
- DEEP WELL
- RECOVERY WELL
- VAPOR EXTRACTION TEST WELL
- SOIL BORING
- UST CLOSURE SOIL SAMPLE LOCATION
- GRASS
- CONCRETE
- CURRENT AST
- CURRENT UST
- FORMER UST
- CURRENT UST PIT
- FORMER UST PIT
- DISPENSER ISLAND
- STORM DRAIN DROP INLET
- STORM CULVERT
- GROUNDWATER FLOW DIRECTION
- CONTOUR LINE (dashed where inferred)
- MW-1 (97.70) GROUNDWATER ELEVATION in feet (relative to an arbitrary datum)
- DISSOLVED TOTAL MASS LINE (dashed where inferred)
- MW-1 (2,770) DISSOLVED TOTAL MASS in ug/l
- (LPH) LIQUID PHASE HYDROCARBONS
- TELEPHONE POLE
- MANHOLE COVER
- BORDER
- CHAIN-LINK FENCE
- UNDERGROUND PHONE LINE
- OVERHEAD POWER LINE
- GAS LINE
- SANITARY SEWER LINE
- WATER LINE
- STORM SEWER LINE
- PRODUCT LINE
- FIRE HYDRANT
- TREES

NS: NOT SAMPLED

LPH LIQUID PHASE HYDROCARBONS

0 250 500

APPROXIMATE SCALE IN FEET

CONSULTECH ENVIRONMENTAL, INC.

Environmental Consulting and Engineering © 1999

Delivering innovative solutions to today's environmental concerns

DRAWN: CJH	DATE: 10/14/08
UST# 08932	
PROJECT: HEALTH SELF SERV #2	
PROJECT No.: C-1383	
LOCATION: SUMTER, SC	

FIGURE 2
GROUNDWATER POTENTIOMETRIC SURFACE MAP
(October 01, 2008)

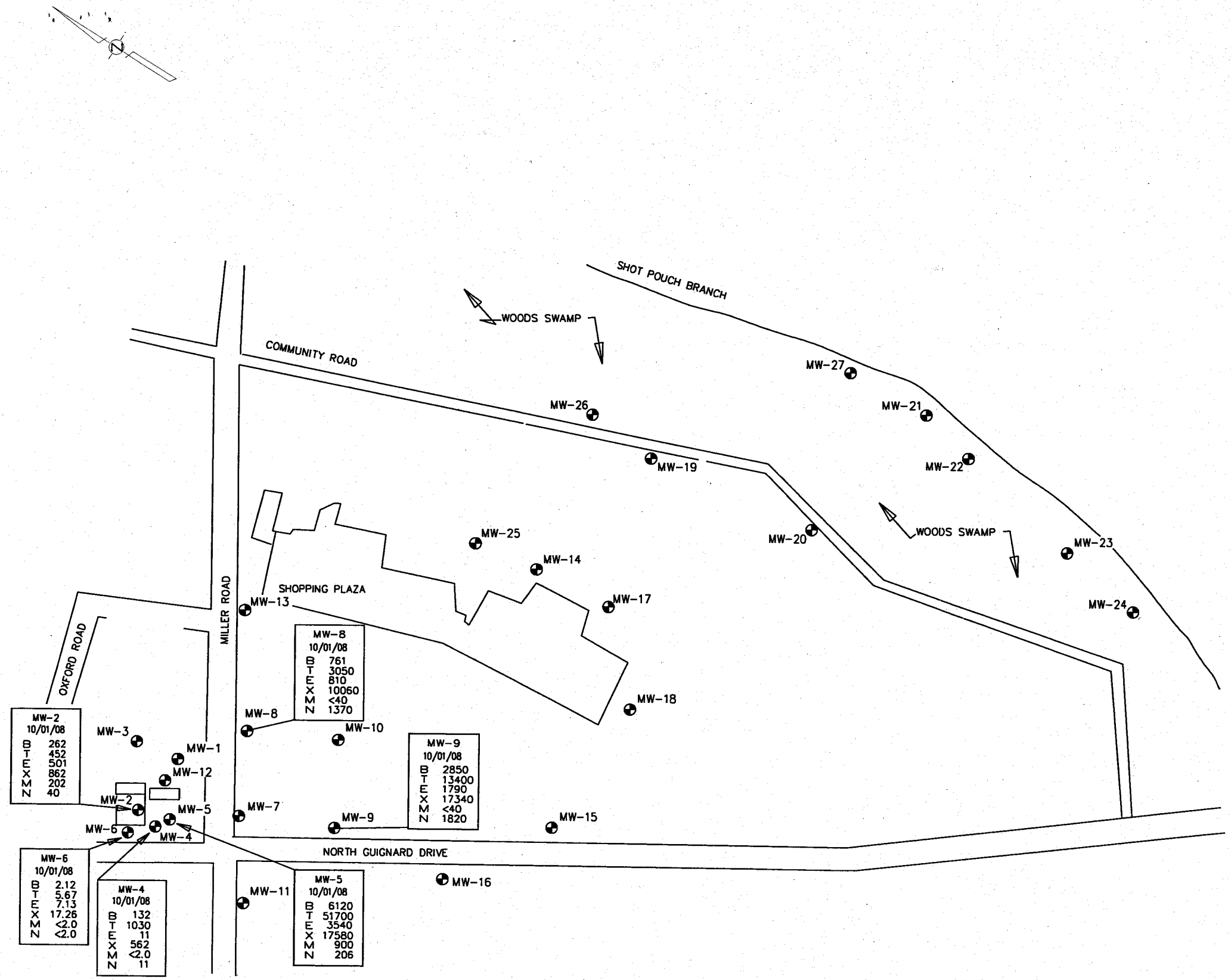

LEGEND

- MONITORING WELL
- TEMPORARY MONITORING WELL
- DEEP WELL
- RECOVERY WELL
- VAPOR EXTRACTION TEST WELL
- SOIL BORING
- UST CLOSURE SOIL SAMPLE LOCATION
- GRASS
- CONCRETE
- CURRENT AST
- CURRENT UST
- FORMER UST
- CURRENT UST PIT
- FORMER UST PIT
- DISPENSER ISLAND
- STORM DRAIN DROP INLET
- STORM CULVERT
- GROUNDWATER FLOW DIRECTION
- CONTOUR LINE (dashed where inferred)
- MW-1 (97.70) GROUNDWATER ELEVATION in feet (relative to an arbitrary datum)
- DISSOLVED TOTAL MASS LINE (dashed where inferred)
- MW-1 (2,770) DISSOLVED TOTAL MASS in ug/l
- (LPH) LIQUID PHASE HYDROCARBONS
- TELEPHONE POLE
- MANHOLE COVER
- BORDER
- CHAIN-LINK FENCE
- UNDERGROUND PHONE LINE
- OVERHEAD POWER LINE
- GAS LINE
- SANITARY SEWER LINE
- WATER LINE
- STORM SEWER LINE
- PRODUCT LINE
- FIRE HYDRANT
- TREES
- NS: NOT SAMPLED
- LPH LIQUID PHASE HYDROCARBONS

WATER SAMPLE LOCATION
DATE COLLECTED

- B BENZENE CONCENTRATION in ug/l
- T TOLUENE CONCENTRATION in ug/l
- E ETHYLBENZENE CONCENTRATION in ug/l
- X XYLENES CONCENTRATION in ug/l
- M MTBE CONCENTRATION IN mg/l
- N NAPHTHALENE CONCENTRATION in mg/l

0 250 500

APPROXIMATE SCALE IN FEET

CONSULTECH ENVIRONMENTAL, INC.

Environmental Consulting and Engineering © 1999

Delivering innovative solutions to today's environmental concerns

DRAWN: CJH	DATE: 10/16/08
UST# 08932	
PROJECT: HEALTH SELF SERV #2	
PROJECT No.: C-1383	
LOCATION: SUMTER, SC	

FIGURE 3
CHEMICALS OF CONCERN
IN GROUNDWATER
(October 1, 2008)

APPENDIX 1

GROUNDWATER LABORATORY ANALYTICAL RESULTS

Analytical Report 313927

for

Consultech Environmental, Inc.

Project Manager: Raj Shah

HQ Health Self Serve

C-1383

13-OCT-08

E84880

6017 Financial Dr., Norcross, GA 30071
Ph:(770) 449-8800 Fax:(770) 449-5477

Texas certification numbers:
Houston, TX T104704215 - Odessa/Midland, TX T104704215-08-TX

Florida certification numbers:
Houston, TX E871002 - Miami, FL E86678 - Tampa, FL E86675
Norcross(Atlanta), GA E87429

South Carolina certification numbers:
Norcross(Atlanta), GA 98015

North Carolina certification numbers:
Norcross(Atlanta), GA 483

Houston - Dallas - San Antonio - Austin - Tampa - Miami - Latin America
Midland - Corpus Christi - Atlanta

13-OCT-08

Project Manager: **Raj Shah**
Consultech Environmental, Inc.
PO Box 5611
Cary, NC 27512

Reference: XENCO Report No: **313927**
HQ Health Self Serve
Project Address: South Carolina

Raj Shah:

We are reporting to you the results of the analyses performed on the samples received under the project name referenced above and identified with the XENCO Report Number 313927. All results being reported under this Report Number apply to the samples analyzed and properly identified with a Laboratory ID number. Subcontracted analyses are identified in this report with either the NELAC certification number of the subcontract lab in the analyst ID field, or the complete subcontracted report attached to this report.

Unless otherwise noted in a Case Narrative, all data reported in this Analytical Report are in compliance with NELAC standards. Estimation of data uncertainty for this report is found in the quality control section of this report unless otherwise noted. Should insufficient sample be provided to the laboratory to meet the method and NELAC Matrix Duplicate and Matrix Spike requirements, then the data will be analyzed, evaluated and reported using all other available quality control measures.

The validity and integrity of this report will remain intact as long as it is accompanied by this letter and reproduced in full, unless written approval is granted by XENCO Laboratories. This report will be filed for at least 5 years in our archives after which time it will be destroyed without further notice, unless otherwise arranged with you. The samples received, and described as recorded in Report No. 313927 will be filed for 60 days, and after that time they will be properly disposed without further notice, unless otherwise arranged with you. We reserve the right to return to you any unused samples, extracts or solutions related to them if we consider so necessary (e.g., samples identified as hazardous waste, sample sizes exceeding analytical standard practices, controlled substances under regulated protocols, etc).

We thank you for selecting XENCO Laboratories to serve your analytical needs. If you have any questions concerning this report, please feel free to contact us at any time.

Respectfully,

Dijana Piljak

Dijana Piljak
Project Manager

Recipient of the Prestigious Small Business Administration Award of Excellence in 1994.
Certified and approved by numerous States and Agencies.
A Small Business and Minority Status Company that delivers SERVICE and QUALITY
Houston - Dallas - San Antonio - Austin - Tampa - Miami - Atlanta - Corpus Christi - Latin America

Sample Cross Reference 313927

Consultech Environmental, Inc., Cary, NC

HQ Health Self Serve

Sample Id	Matrix	Date Collected	Sample Depth	Lab Sample Id
MW-2	W	Oct-01-08 00:00		313927-001
MW-4	W	Oct-01-08 00:00		313927-002
MW-5	W	Oct-01-08 00:00		313927-003
MW-6	W	Oct-01-08 00:00		313927-004
MW-8	W	Oct-01-08 00:00		313927-005
MW-9	W	Oct-01-08 00:00		313927-006

Consultech Environmental, Inc., Cary, NC

HQ Health Self Serve

Sample Id: **MW-2**	Matrix: **WATER**	% Moisture:
Lab Sample Id: **313927-001**	Date Collected: **Oct-01-08 00:00**	Date Received: **Oct-04-08 10:30**

Analytical Method: Select VOCs by SW-846 8260B Prep Method: SW5030B

Date Analyzed: Oct-08-08 15:32 Analyst: NTR Date Prep: Oct-08-08 07:31 Tech: NTR

Seq Number: 736550

Parameter	Cas Number	Result	PQL	MDL	Units	Flag	Dil
Benzene	71-43-2	262	20	3.20	ug/L		20
Ethylbenzene	100-41-4	501	20	3.80	ug/L		20
Methyl tert-butyl ether	1634-04-4	202	40	3.60	ug/L		20
Naphthalene	91-20-3	U	40	4.40	ug/L	U	20
Toluene	108-88-3	452	20	2.80	ug/L		20
m,p-Xylenes	179601-23-1	665	40	10.2	ug/L		20
o-Xylene	95-47-6	197	20	4.00	ug/L		20
Xylenes, Total	1330-20-7	862			ug/L		20

Project: SC UST Sites

Version: 1.000

XENCO Laboratories

Certificate of Analytical Results 313927

Consultech Environmental, Inc., Cary, NC

HQ Health Self Serve

Sample Id: **MW-4**	Matrix: **WATER**	% Moisture:
Lab Sample Id: **313927-002**	Date Collected: **Oct-01-08 00:00**	Date Received: **Oct-04-08 10:30**

Analytical Method: Select VOCs by SW-846 8260B Prep Method: SW5030B

Date Analyzed: Oct-08-08 09:51 Analyst: NTR Date Prep: Oct-08-08 07:31 Tech: NTR

Seq Number: 736550

Parameter	Cas Number	Result	PQL	MDL	Units	Flag	Dil
Benzene	71-43-2	132	1.0	0.160	ug/L		1
Ethylbenzene	100-41-4	10.6	1.0	0.190	ug/L		1
Methyl tert-butyl ether	1634-04-4	U	2.0	0.180	ug/L	U	1
Naphthalene	91-20-3	10.5	2.0	0.220	ug/L		1
Toluene	108-88-3	1030	10.0	1.40	ug/L	D	10
m,p-Xylenes	179601-23-1	300	2.0	0.510	ug/L		1
o-Xylene	95-47-6	262	10.0	2.00	ug/L	D	10
Xylenes, Total	1330-20-7	562			ug/L	D	10

Project: SC UST Sites

Version: 1.000

Consultech Environmental, Inc., Cary, NC

HQ Health Self Serve

Sample Id: **MW-5**	Matrix: **WATER**	% Moisture:
Lab Sample Id: **313927-003**	Date Collected: **Oct-01-08 00:00**	Date Received: **Oct-04-08 10:30**

Analytical Method: Select VOCs by SW-846 8260B Prep Method: SW5030B

Date Analyzed: Oct-08-08 14:03 Analyst: NTR Date Prep: Oct-08-08 07:31 Tech: NTR

Seq Number: 736550

Parameter	Cas Number	Result	PQL	MDL	Units	Flag	Dil
Benzene	71-43-2	6120	50	8.00	ug/L		50
Ethylbenzene	100-41-4	3540	50	9.50	ug/L		50
Methyl tert-butyl ether	1634-04-4	900	100	9.00	ug/L		50
Naphthalene	91-20-3	206	100	11.0	ug/L		50
Toluene	108-88-3	51700	500.0	70.0	ug/L	D	500
m,p-Xylenes	179601-23-1	12000	100	25.5	ug/L		50
o-Xylene	95-47-6	5580	50	10.0	ug/L		50
Xylenes, Total	1330-20-7	17580			ug/L		50

Project: SC UST Sites

Version: 1.000

Consultech Environmental, Inc., Cary, NC

HQ Health Self Serve

Sample Id: **MW-6**	Matrix: **WATER**	% Moisture:
Lab Sample Id: **313927-004**	Date Collected: **Oct-01-08 00:00**	Date Received: **Oct-04-08 10:30**

Analytical Method: Select VOCs by SW-846 8260B Prep Method: SW5030B

Date Analyzed: Oct-08-08 10:18 Analyst: NTR Date Prep: Oct-08-08 07:31 Tech: NTR

Seq Number: 736550

Parameter	Cas Number	Result	PQL	MDL	Units	Flag	Dil
Benzene	71-43-2	2.12	1.0	0.160	ug/L		1
Ethylbenzene	100-41-4	7.13	1.0	0.190	ug/L		1
Methyl tert-butyl ether	1634-04-4	U	2.0	0.180	ug/L	U	1
Naphthalene	91-20-3	U	2.0	0.220	ug/L	U	1
Toluene	108-88-3	5.67	1.0	0.140	ug/L		1
m,p-Xylenes	179601-23-1	10.3	2.0	0.510	ug/L		1
o-Xylene	95-47-6	6.96	1.0	0.200	ug/L		1
Xylenes, Total	1330-20-7	17.26			ug/L		1

Project: SC UST Sites

Version: 1.000

XENCO Laboratories

Certificate of Analytical Results 313927

Consultech Environmental, Inc., Cary, NC

HQ Health Self Serve

Sample Id: **MW-8**	Matrix: **WATER**	% Moisture:
Lab Sample Id: **313927-005**	Date Collected: **Oct-01-08 00:00**	Date Received: **Oct-04-08 10:30**

Analytical Method: Select VOCs by SW-846 8260B Prep Method: SW5030B

Date Analyzed: Oct-08-08 16:01 Analyst: NTR Date Prep: Oct-08-08 07:31 Tech: NTR

Seq Number: 736550

Parameter	Cas Number	Result	PQL	MDL	Units	Flag	Dil
Benzene	71-43-2	761	20	3.20	ug/L		20
Ethylbenzene	100-41-4	810	20	3.80	ug/L		20
Methyl tert-butyl ether	1634-04-4	U	40	3.60	ug/L	U	20
Naphthalene	91-20-3	1370	40	4.40	ug/L		20
Toluene	108-88-3	3050	20	2.80	ug/L		20
m,p-Xylenes	179601-23-1	6170	40	10.2	ug/L		20
o-Xylene	95-47-6	3890	20	4.00	ug/L		20
Xylenes, Total	1330-20-7	10060			ug/L		20

Project: SC UST Sites

Version: 1.000

Consultech Environmental, Inc., Cary, NC

HQ Health Self Serve

Sample Id: **MW-9**	Matrix: **WATER**	% Moisture:
Lab Sample Id: **313927-006**	Date Collected: **Oct-01-08 00:00**	Date Received: **Oct-04-08 10:30**

Analytical Method: Select VOCs by SW-846 8260B Prep Method: SW5030B

Date Analyzed: Oct-08-08 16:31 Analyst: NTR Date Prep: Oct-08-08 07:31 Tech: NTR

Seq Number: 736550

Parameter	Cas Number	Result	PQL	MDL	Units	Flag	Dil
Benzene	71-43-2	2850	20	3.20	ug/L		20
Ethylbenzene	100-41-4	1790	20	3.80	ug/L		20
Methyl tert-butyl ether	1634-04-4	U	40	3.60	ug/L	U	20
Naphthalene	91-20-3	1820	40	4.40	ug/L		20
Toluene	108-88-3	13400	200.0	28.0	ug/L	D	200
m,p-Xylenes	179601-23-1	11700	400.0	102	ug/L	D	200
o-Xylene	95-47-6	5640	200.0	40.0	ug/L	D	200
Xylenes, Total	1330-20-7	17340			ug/L	D	200

Project: SC UST Sites

Version: 1.000

Flagging Criteria

X In our quality control review of the data a QC deficiency was observed and flagged as noted. MS/MSD recoveries were found to be outside of the laboratory control limits due to possible matrix /chemical interference, or a concentration of target analyte high enough to effect the recovery of the spike concentration. This condition could also effect the relative percent difference in the MS/MSD.

B A target analyte or common laboratory contaminant was identified in the method blank. Its presence indicates possible field or laboratory contamination.

D The sample(s) were diluted due to targets detected over the highest point of the calibration curve, or due to matrix interference. Dilution factors are included in the final results. The result is from a diluted sample.

E The data exceeds the upper calibration limit; therefore, the concentration is reported as estimated.

F RPD exceeded lab control limits.

J The target analyte was positively identified below the MQL(PQL) and above the SQL(MDL).

U Analyte was not detected.

L The LCS data for this analytical batch was reported below the laboratory control limits for this analyte. The department supervisor and QA Director reviewed data. The samples were either reanalyzed or flagged as estimated concentrations.

H The LCS data for this analytical batch was reported above the laboratory control limits. Supporting QC Data were reviewed by the Department Supervisor and QA Director. Data were determined to be valid for reporting.

K Sample analyzed outside of recommended hold time.

* Outside XENCO'S scope of NELAC Accreditation

Form 2 - Surrogate Recoveries

Project Name: HQ Health Self Serve

Work Orders : 313927,

Project ID: C-1383

Lab Batch #: 736550 **Sample:** 313927-001 / SMP **Batch:** 1 **Matrix:** Water

Units: ug/L

Select VOCs by SW-846 8260B Analytes	SURROGATE RECOVERY STUDY Amount Found [A]	True Amount [B]	Recovery %R [D]	Control Limits %R	Flags
1,2-Dichloroethane-D4	63.35	50.00	127	53-159	
4-Bromofluorobenzene	44.86	50.00	90	30-186	
Toluene-D8	47.36	50.00	95	70-130	

Lab Batch #: 736550 **Sample:** 313927-002 / DL **Batch:** 1 **Matrix:** Water

Units: ug/L

Select VOCs by SW-846 8260B Analytes	SURROGATE RECOVERY STUDY Amount Found [A]	True Amount [B]	Recovery %R [D]	Control Limits %R	Flags
1,2-Dichloroethane-D4	62.52	50.00	125	53-159	
4-Bromofluorobenzene	47.72	50.00	95	30-186	
Toluene-D8	40.38	50.00	81	70-130	

Lab Batch #: 736550 **Sample:** 313927-002 / SMP **Batch:** 1 **Matrix:** Water

Units: ug/L

Select VOCs by SW-846 8260B Analytes	SURROGATE RECOVERY STUDY Amount Found [A]	True Amount [B]	Recovery %R [D]	Control Limits %R	Flags
1,2-Dichloroethane-D4	58.62	50.00	117	53-159	
4-Bromofluorobenzene	51.09	50.00	102	30-186	
Toluene-D8	38.88	50.00	78	70-130	

Lab Batch #: 736550 **Sample:** 313927-003 / SMP **Batch:** 1 **Matrix:** Water

Units: ug/L

Select VOCs by SW-846 8260B Analytes	SURROGATE RECOVERY STUDY Amount Found [A]	True Amount [B]	Recovery %R [D]	Control Limits %R	Flags
1,2-Dichloroethane-D4	64.12	50.00	128	53-159	
4-Bromofluorobenzene	47.77	50.00	96	30-186	
Toluene-D8	38.82	50.00	78	70-130	

** Surrogates outside limits; data and surrogates confirmed by reanalysis

*** Poor recoveries due to dilution

Surrogate Recovery [D] = 100 * A / B

All results are based on MDL and validated for QC purposes.

Form 2 - Surrogate Recoveries

Project Name: HQ Health Self Serve

Work Orders : 313927,

Project ID: C-1383

Lab Batch #: 736550 **Sample:** 313927-004 / SMP **Batch:** 1 **Matrix:** Water

Units: ug/L

Select VOCs by SW-846 8260B Analytes	SURROGATE RECOVERY STUDY Amount Found [A]	True Amount [B]	Recovery %R [D]	Control Limits %R	Flags
1,2-Dichloroethane-D4	58.08	50.00	116	53-159	
4-Bromofluorobenzene	49.39	50.00	99	30-186	
Toluene-D8	40.63	50.00	81	70-130	

Lab Batch #: 736550 **Sample:** 313927-005 / SMP **Batch:** 1 **Matrix:** Water

Units: ug/L

Select VOCs by SW-846 8260B Analytes	SURROGATE RECOVERY STUDY Amount Found [A]	True Amount [B]	Recovery %R [D]	Control Limits %R	Flags
1,2-Dichloroethane-D4	59.53	50.00	119	53-159	
4-Bromofluorobenzene	50.10	50.00	100	30-186	
Toluene-D8	41.27	50.00	83	70-130	

Lab Batch #: 736550 **Sample:** 313927-006 / SMP **Batch:** 1 **Matrix:** Water

Units: ug/L

Select VOCs by SW-846 8260B Analytes	SURROGATE RECOVERY STUDY Amount Found [A]	True Amount [B]	Recovery %R [D]	Control Limits %R	Flags
1,2-Dichloroethane-D4	57.94	50.00	116	53-159	
4-Bromofluorobenzene	55.61	50.00	111	30-186	
Toluene-D8	36.70	50.00	73	70-130	

Lab Batch #: 736550 **Sample:** 313933-005 S / MS **Batch:** 1 **Matrix:** Water

Units: ug/L

Select VOCs by SW-846 8260B Analytes	SURROGATE RECOVERY STUDY Amount Found [A]	True Amount [B]	Recovery %R [D]	Control Limits %R	Flags
1,2-Dichloroethane-D4	49.71	50.00	99	53-159	
4-Bromofluorobenzene	52.00	50.00	104	30-186	
Toluene-D8	43.99	50.00	88	70-130	

** Surrogates outside limits; data and surrogates confirmed by reanalysis

*** Poor recoveries due to dilution

Surrogate Recovery [D] = 100 * A / B

All results are based on MDL and validated for QC purposes.

Form 2 - Surrogate Recoveries

Project Name: HQ Health Self Serve

Work Orders : 313927,

Project ID: C-1383

Lab Batch #: 736550 **Sample:** 313933-005 SD / MSD **Batch:** 1 **Matrix:** Water

Units: ug/L

Select VOCs by SW-846 8260B Analytes	SURROGATE RECOVERY STUDY Amount Found [A]	True Amount [B]	Recovery %R [D]	Control Limits %R	Flags
1,2-Dichloroethane-D4	49.03	50.00	98	53-159	
4-Bromofluorobenzene	50.15	50.00	100	30-186	
Toluene-D8	45.99	50.00	92	70-130	

Lab Batch #: 736550 **Sample:** 517060-1-BKS / BKS **Batch:** 1 **Matrix:** Water

Units: ug/L

Select VOCs by SW-846 8260B Analytes	SURROGATE RECOVERY STUDY Amount Found [A]	True Amount [B]	Recovery %R [D]	Control Limits %R	Flags
1,2-Dichloroethane-D4	47.94	50.00	96	53-159	
4-Bromofluorobenzene	51.91	50.00	104	30-186	
Toluene-D8	41.65	50.00	83	70-130	

Lab Batch #: 736550 **Sample:** 517060-1-BLK / BLK **Batch:** 1 **Matrix:** Water

Units: ug/L

Select VOCs by SW-846 8260B Analytes	SURROGATE RECOVERY STUDY Amount Found [A]	True Amount [B]	Recovery %R [D]	Control Limits %R	Flags
1,2-Dichloroethane-D4	57.81	50.00	116	53-159	
4-Bromofluorobenzene	48.43	50.00	97	30-186	
Toluene-D8	39.88	50.00	80	70-130	

Lab Batch #: 736685 **Sample:** 313927-003 / DL **Batch:** 1 **Matrix:** Water

Units: ug/L

Select VOCs by SW-846 8260B Analytes	SURROGATE RECOVERY STUDY Amount Found [A]	True Amount [B]	Recovery %R [D]	Control Limits %R	Flags
1,2-Dichloroethane-D4	67.52	50.00	135	53-159	
4-Bromofluorobenzene	43.89	50.00	88	30-186	
Toluene-D8	36.62	50.00	73	70-130	

** Surrogates outside limits; data and surrogates confirmed by reanalysis

*** Poor recoveries due to dilution

Surrogate Recovery [D] = 100 * A / B

All results are based on MDL and validated for QC purposes.

Form 2 - Surrogate Recoveries

Project Name: HQ Health Self Serve

Work Orders : 313927,

Project ID: C-1383

Lab Batch #: 736685 **Sample:** 313927-006 / DL **Batch:** 1 **Matrix:** Water

Units: ug/L

Select VOCs by SW-846 8260B	SURROGATE RECOVERY STUDY				
Analytes	Amount Found [A]	True Amount [B]	Recovery %R [D]	Control Limits %R	Flags
1,2-Dichloroethane-D4	68.04	50.00	136	53-159	
4-Bromofluorobenzene	39.88	50.00	80	30-186	
Toluene-D8	39.74	50.00	79	70-130	

Lab Batch #: 736685 **Sample:** 313943-014 S / MS **Batch:** 1 **Matrix:** Water

Units: ug/L

Select VOCs by SW-846 8260B	SURROGATE RECOVERY STUDY				
Analytes	Amount Found [A]	True Amount [B]	Recovery %R [D]	Control Limits %R	Flags
1,2-Dichloroethane-D4	58.01	50.00	116	53-159	
4-Bromofluorobenzene	43.89	50.00	88	30-186	
Toluene-D8	45.21	50.00	90	70-130	

Lab Batch #: 736685 **Sample:** 313943-014 SD / MSD **Batch:** 1 **Matrix:** Water

Units: ug/L

Select VOCs by SW-846 8260B	SURROGATE RECOVERY STUDY				
Analytes	Amount Found [A]	True Amount [B]	Recovery %R [D]	Control Limits %R	Flags
1,2-Dichloroethane-D4	55.04	50.00	110	53-159	
4-Bromofluorobenzene	48.39	50.00	97	30-186	
Toluene-D8	49.97	50.00	100	70-130	

Lab Batch #: 736685 **Sample:** 517136-1-BKS / BKS **Batch:** 1 **Matrix:** Water

Units: ug/L

Select VOCs by SW-846 8260B	SURROGATE RECOVERY STUDY				
Analytes	Amount Found [A]	True Amount [B]	Recovery %R [D]	Control Limits %R	Flags
1,2-Dichloroethane-D4	47.62	50.00	95	53-159	
4-Bromofluorobenzene	48.54	50.00	97	30-186	
Toluene-D8	48.91	50.00	98	70-130	

** Surrogates outside limits; data and surrogates confirmed by reanalysis

*** Poor recoveries due to dilution

Surrogate Recovery [D] = 100 * A / B

All results are based on MDL and validated for QC purposes.

Form 2 - Surrogate Recoveries

Project Name: HQ Health Self Serve

Work Orders : 313927,

Project ID: C-1383

Lab Batch #: 736685 **Sample:** 517136-1-BLK / BLK **Batch:** 1 **Matrix:** Water

Units: ug/L

Select VOCs by SW-846 8260B Analytes	SURROGATE RECOVERY STUDY Amount Found [A]	True Amount [B]	Recovery %R [D]	Control Limits %R	Flags
1,2-Dichloroethane-D4	59.28	50.00	119	53-159	
4-Bromofluorobenzene	45.54	50.00	91	30-186	
Toluene-D8	42.30	50.00	85	70-130	

** Surrogates outside limits; data and surrogates confirmed by reanalysis

*** Poor recoveries due to dilution

Surrogate Recovery [D] = 100 * A / B

All results are based on MDL and validated for QC purposes.

XENCO Laboratories

☐ 5757 N.W. 158th Street, Miami Lakes, Fl 33014 305-823-8500
☐ 2505 Falkenburg Rd, Tampa, Fl 33569 813-620-2000
☐ 6017 Financial Drive, Norcross, Georgia 30071 770-449-8800

ANALYSIS REQUEST & CHAIN OF CUSTODY RECORD

☐ Philadephia/New Jersey 610-955-5649

Serial #: 217957 Page 1 of 1

Company-City Consultech Env.	**Phone** 919 858 5350
Lab Only: WO# 313927	
Proj Name-Location HQ Health Self Serve	☐ Previously done at XENCO **Project ID** C-1383
TAT: ASAP 5h 12h 24h 48h 3d 5d 7d 10d 21d Standard TAT is project specific. It is typically 5-7 Working Days for level II and 10+ Working days for level III and IV data.	
Proj State: AL, FL, GA, LA, MS, NC, NJ, PA, SC, TN, TX, UT Other	**Proj. Manager (PM)** Raj Shah
Fax Results to ☒ PM or	e-mail to: **Fax No:**
Invoice to ☒ Accounting ☐ Inc. Invoice with Final Report ☐ Invoice must have a P.O Bill to: Tim Welch	Fax # 919 858 5351
Quote/Pricing:	**P.O No:** ☐ Call for P.O.
Reg Program: UST DRY-CLEAN Land-Fill Waste-Disp NPDES DW GA HSRA	
QAPP Per-Contract CLP AFCEE NAVY DOE DOD USACE OTHER:	
Special DLs (GW DW QAPP MDLs RLs See Lab PM Included Call PM)	
LPST No.:	
Sampler Name Mark Creel	Signature

	Sample ID	Sampling Date	Time	Depth ft' in" m	Matrix	Composite	Grab	# Containers	Container Size	Container Type	Preservatives	VOCs BTEX-MTBE VOHs VOAs PP TCL Appdx 1 Appdx 2	Method: 8260 8021 624 524	PAHs: 8270 8100 8310 8270_SIM	TRPH by FL PRO DRO GRO MA EPH MA VPH	SVOCs: 8270 625 - (BN&AE) (TCL) (PP) (Appdx 2)	Pest. (8081 / 608) PCBs (8082 / 608) Herb. (8151 / 615)	EDB / DBCP (8011 / 504)	Metals: RCRA-8 RCRA-4 Pb 13PP 23TAL Appdx 1 Appdx 2	Metals Methods: 6020 / 6010 / 200.8 / 7470 / 7471	SPLP - TCLP (Metals VOCs SVOCs Pest. Herb. PCBs)	FL Preburn: Virgin Non-Virgin	BTEX	NAPH	MTBE	TAT ASAP 5h 12h 24h 48h 3d 5d 7d 10d 21d	Addn: PAH above mg/L W, mg/Kg S Highest Hit	Hold Samples (Surcharges will apply and are pre-approved)	Sample Clean-ups are pre-approved as needed	Remarks	
1	MW2	10/1/08			W		X	2	V	C	H											X	X	X							1
2	~~MW3~~																														2
3	MW4				W		X	2	V	C	H											X	X	X							3
4	MW5				W		X	2	V	C	H											X	X	X							4
5	MW6				W		X	2	V	C	H											X	X	X							5
6	~~MW7~~																														6
7	MW8				W		X	2	V	C	H											X	X	X							7
8	MW9				W		X	2	V	C	H											X	X	X							8
9																															9
10																															10

Relinquished by (Initials and Sign)	Date & Time	Relinquished to (Initials and Sign)	Date & Time	Total Containers per COC:	Cooler Temp:
1) MAC	10/3/08 1200 PM	2) FedEx			
3) FedEx		4)	10/04/08 1030	All XENCO Standard Terms and Conditions Apply.	
5)		6)		Rush Charges are Pre-Approved upon Requesting them.	

Preservatives: Various (V), HCl pH<2 (H), H2SO4 pH<2 (S), HNO3 pH<2 (N), Asbc Acid&NaOH (A), ZnAc&NaOH (Z), (Cool,<4C) (C), None (NA), See Label (L), Other (O) _____

Cont. Size: 4oz (4), 8oz (8), 32oz (32), 40ml VOA (V), 1L (1), 500ml (5), Tedlar Bag (B), Wipe (W), Other _____ **Cont. Type:** Glass Amb (A), Glass Clear (C), Plastic (P), Other (O) _____

Matrix: Air (A), Product (P), Solid(S), Water (W)

Committed to Excellence in Service and Quality *www.xenco.com*

Prelogin/Nonconformance Report- Sample Log-In

Client: Consultech

Date/ Time: 10/04/08 1030

Lab ID # : 313927

Initials: JMH

Sample Receipt Checklist

#1 Temperature of cooler?			4 °C	
#2 Shipping container in good condition?	YES	No	None	
#3 Samples received on ice?	YES	No	N/A	Blue/Water
#4 Custody Seals intact on shipping container/ cooler?	Yes	No	N/A	
#5 Custody Seals intact on sample bottles/ container?	Yes	No	N/A	
#6 Chain of Custody present?	YES	No		
#7 Sample instructions complete of Chain of Custody?	YES	No		
#8 Any missing/extra samples?	Yes	NO		
#9 Chain of Custody signed when relinquished/ received?	YES	No		
#10 Chain of Custody agrees with sample label(s)?	YES	No		
#11 Container label(s) legible and intact?	YES	No		
#12 Sample matrix/ properties agree with Chain of Custody?	YES	No		
#13 Samples in proper container/ bottle?	YES	No		
#14 Samples properly preserved?	YES	No	N/A	
#15 Sample container(s) intact?	YES	No		
#16 Sufficient sample amount for indicated test(s)?	YES	No		
#17 All samples received within sufficient hold time?	YES	No		
#18 Subcontract of sample(s)?	Yes	NO		
#19 VOC samples have zero headspace?	YES	No	N/A	

Nonconformance Documentation

Contact: _____ Contacted by: _____ Date/ Time: _____

Regarding: _____

Corrective Action Taken: _____

Check all that Apply:

☐ Client understands and would like to proceed with analysis

☐ Cooling process had begun shortly after sampling event

D H E C

PROMOTE PROTECT PROSPER

C. Earl Hunter, Commissioner

Promoting and protecting the health of the public and the environment.

DOUG LEONARD
COCA COLA BOTTLING COMPANY
PO BOX 31487
CHARLOTTE NC 28231-1487

APR 20 2009

Re: **CASE Report Review**
HQ Heath Self Serve 2, 501 N Guignard Dr., Sumter, SC
UST Permit #08932; CA# 21908
Bid #SB-25841-6/24/04-EMW; PO #548324
Monitoring Report received February 18, 2009
Sumter County

Dear Mr. Leonard:

As you may be aware, gasoline constituents have been identified in the soil and groundwater at the referenced facility. To protect human health, Consultech Environmental has been retained your behalf to initiate corrective action of the impacted groundwater by reducing the concentration of gasoline constituents to acceptable levels using extraction of water and free product combined with the injection of ambient air into the subsurface. Consultech has submitted the monitoring report that provides an overview of corrective action activities to date.

If there are any questions concerning this project, please contact me at (803) 896-6397, via email at thomadl@dhec.sc.gov or by fax at (803) 896-6245.

Sincerely,

Debra L. Thoma

Debra L. Thoma, Hydrogeologist
Corrective Action Section
Assessment & Corrective Action Division
Underground Storage Tank Program
Bureau of Land & Waste Management

Enc.: Monitoring Report

cc: Technical File

UST
DOCKET
btech

D H E C

PROMOTE PROTECT PROSPER

C. Earl Hunter, Commissioner

Promoting and protecting the health of the public and the environment.

JAMES C BURNS JR & IDA B SUTTON
103 BURNS DR
SUMTER SC 29150

APR 20 2009

Re: **CASE Report Review**
HQ Heath Self Serve 2, 501 N Guignard Dr., Sumter, SC
UST Permit #08932; CA# 21908
Bid #SB-25841-6/24/04-EMW; PO #548324
Monitoring Report received February 18, 2009
Sumter County

Dear Mr. Burns & Ms. Sutton:

As you are aware, gasoline constituents have been identified in the soil and groundwater at the referenced facility. Cleanup is warranted to protect human health and the environment. Consultech Environmental, Inc. has been retained on behalf of Coca-Cola Bottling Company to respond to the petroleum release. Consultech has submitted the monitoring report that provides an overview of corrective action activities to date.

If there are any questions concerning this project, please contact me at (803) 896-6397, via email at thomadl@dhec.sc.gov or by fax at (803) 896-6245.

Sincerely,

Debra L. Thoma

Debra L. Thoma, Hydrogeologist
Corrective Action Section
Assessment & Corrective Action Division
Underground Storage Tank Program
Bureau of Land & Waste Management

Enc.: Monitoring Report

cc: Technical File

D H E C

PROMOTE PROTECT PROSPER

C. Earl Hunter, Commissioner

Promoting and protecting the health of the public and the environment.

RAJ SHAH
CONSULTECH ENVIRONMENTAL INC
PO BOX 5306
CARY NC 27512

APR 20 2009

Re: **CASE Report Review**
HQ Heath Self Serve 2, 501 N Guignard Dr., Sumter, SC
UST Permit #08932; CA# 21908
Bid #SB-25841-6/24/04-EMW; PO #548324
Monitoring Report received February 18, 2009
Sumter County

Dear Mr. Shah:

Thank you for submitting the Monitoring Report for the referenced facility. The report indicated that MW-7 and MW-10 contained free-phase product. The UST Program is concerned that product removal activities are not being conducted. It was requested in previous correspondence that the following wells be gauged and sampled: MW-2, MW-4, MW-6, MW-7, MW-8, MW-9, MW-10, MW-12, MW-19, and MW-20. Please ensure that these wells are sampled during all future sampling events unless otherwise approved to be omitted by the UST Program. The next Monitoring Report must be submitted on or before May 15, 2009.

If there are any questions concerning this project, please contact me at (803) 896-6397, via email at thomadl@dhec.sc.gov or by fax at (803) 896-6245.

Sincerely,

Debra L Thoma

Debra L. Thoma, Hydrogeologist
Corrective Action Section
Assessment & Corrective Action Division
Underground Storage Tank Program
Bureau of Land & Waste Management

cc: Technical File

CONSULTECH ENVIRONMENTAL, LLC.

April 27, 2009

UST
APR 30 2009
PROGRAM

Ms. Debra Thoma
Hydrogeologist
NE SC Corrective Action Branch
South Carolina Department of Health and Environmental Control
Division of Underground Storage Tank Management
2600 Bull Street
Columbia, South Carolina 29201-1708

Re: Biannual Monitoring Report
Former Heath Self Serve #2
501 N. Guignard Rd. Sumter County, SC
SCDHEC Facility ID # 08932
SB#25841-6/24/04-EMW, PO#54834
Consultech Project C-1383

Dear Ms. Thoma:

Consultech Environmental, LLC. (Consultech) is pleased to present this Biannual Monitoring Report for the above referenced facility. Should you have any questions regarding this report or the project in general, please do not hesitate to contact us at (919) 234-4238.

Sincerely,
CONSULTECH ENVIRONMENTAL, LLC.

Raj B. Shah
Technical Director

cc: File C-1383

Heath
UST
DOCKET

P.O. Box 5306 Cary, NC 27512
(919) 234-4238 FAX (919) 234-4239

Biannual Groundwater Monitoring Report

Heath Self Serve #2
UST Permit # 08932
501 North Guignard Road
Sumter, Sumter County, South Carolina

Prepared for:
SCDHEC
2600 Bull Street
Columbia, SC 29201-1708

Prepared by:
Consultech Environmental, LLC.
P.O. Box 5306
Cary, NC 27512



Raj B. Shah P.E.
Technical Director

April 2009
Consultech Project No.: C-1383

Biannual Groundwater Monitoring Report

Consultech personnel performed a groundwater-sampling event on the subject site located at 501 North Guignard Road, Sumter, Sumter County, South Carolina (Figure 1). This report details the groundwater monitoring results for the sampling event conducted on April 2, 2009.

Monitoring wells MW-2, MW-5 through MW-10, MW-12, MW-14, MW-15, MW-20, MW-25, and MW-26 were gauged for groundwater elevations and liquid petroleum hydrocarbons (LPH) on April 2, 2009. LPH were detected in monitoring wells MW-7 (0.25 feet). Fluid level measurements were taken to create a groundwater elevation contour map for the wells as presented in Figure 2. Groundwater elevations ranged between 84.25 feet in monitoring well MW-6 and 70.28 feet in monitoring well MW-12 with an average hydraulic gradient of 0.0698 ft/ft (Table 1). According to Figure 2, groundwater at the site flows in the southeast direction.

Groundwater samples were collected from monitoring wells MW-2, MW-4, MW-5, MW-6, MW-8, MW-9, MW-10, MW-12, MW-14, and MW-20. LPH was detected in MW-7 and therefore was not sampled. MW-11, MW-19, MW-21, and MW-27 could not be located during the sampling event due to overgrown vegetation and overlying mud. Please reference Consultech's Standard Operating Procedures document dated October 2002 for detailed sampling protocol. The field data and groundwater analytical results for the monitoring wells are shown on Tables 1 and 2, respectively. Laboratory data sheets and chain-of-custody forms are included under Appendix 1.

A comparison of results from the previous sampling event to the current sampling event indicates a decrease in total mass from 438,768 micrograms per 1itter (ug/l) on October 1, 2008 to 273,119 ug/l on April 2, 2009 (Table 2). According to Table 3, Mass Reduction Calculations, there has been a 99.48 percent decrease in mass above the SSTLs. A "Chemicals of Concern in Groundwater" map is presented as Figure 3.

The next groundwater-sampling event is planned for October 2009.

TABLES

Table 1

Groundwater Monitoring Data through April 2, 2009

Health Self Serve 2, Sumter, South Carolina, UST Permit #08932 Consultech Project # C-1383

Monitoring Well	Date	TOC Elevation	TOC to GW (ft-bgs)	TOC to FP (ft-bgs)	FP Thickness (ft.)	GW Elevation	pH	Temperature (C°)	Conductivity (µS/cm)	Dissolved O_2 (mg/L)
MW-2	03/06/04	98.83	17.77			81.06				
Note 1	10/20/04	98.83	17.49			81.34	6.5	28.5	216	2.0
	08/22/05	98.83	17.03			81.80	6.0	26.8	171	2.4
	11/28/05	98.83	17.51			81.32	5.7	22.2	162	2.8
	03/09/06	98.83	16.85			81.98	6.0	18.7	229	1.9
	06/29/06	98.83	17.83			81.00	Not Gauged			
	06/22/07	98.83	18.31			80.52	5.5	21.0	270	NM
	10/01/08		18.77			80.06	5.9	23.0	200	NM
	04/02/09		17.61			81.22	NM	NM	NM	NM
MW-3	03/06/04	101.09	18.83			82.26				
	10/20/04		19.25			81.84	6.1	26.5	75	2.1
	08/22/05		18.87			82.22	6.8	23.7	28	2.9
	11/28/05		19.13			81.96	7.2	20.4	82	2.8
	03/09/06		19.84			81.25	6.8	19.9	23	2.7
	06/29/06		17.89			83.20	Not Gauged			
	06/22/07		NM			NM	Not Gauged			
	10/01/08		NM							
	04/02/09		NM			NM				
MW-4	03/06/04	98.72	16.70		0.30'	82.02				
	10/20/04		17.05	16.93	0.12	81.76	5.9	26.5	151	1.6
	08/22/05		16.73		0.00	81.99	6.4	27.3	87	2.1
	11/28/05		17.18		0.00	81.54	6.3	21.2	93	2.3
	03/09/06		16.99		0.00	81.73	6.9	17.3	17	2.6
	06/29/06		17.54		0.00	81.18	Not Gauged			
	06/22/07		17.74		0.00	80.98	5.9	21.0	70	NM
	10/01/08		18.04			80.68	6.1	24.0	40	NM
	04/02/09		NM			NM				
MW-5	03/06/04	98.83	17.45			81.38				
	10/20/04		17.53			81.30	5.6	26.8	60	3.4
	08/22/05		17.17			81.66	6.5	27.1	168	2.7
	11/28/05		17.66			81.17	6.8	20.9	194	2.9
	03/09/06		17.11			81.72	5.9	20.3	26	3.0
	06/29/06		18.15			80.68	Not Gauged			
	06/22/07		18.53			80.30	Not Gauged			
	10/01/08		18.46			80.37	5.8	23	110	
	04/02/09		17.24			81.59	NM	NM	NM	NM
MW-6	03/06/04	98.98	16.74			82.24				
	10/20/04		16.76			82.22	5.3	26.6	49	2.0
	08/22/05		16.42			82.56	6.2	27.3	145	2.6
	11/28/05		16.81			82.17	6.4	21.1	137	2.5
	03/09/06		17.56			81.42	6.3	22.1	148	2.4
	06/29/06		18.51			80.47	Not Gauged			
	06/22/07		17.55			81.43	6.3	26.4	149	NM
	10/01/08		17.92			81.06	6.0	23.0	90	NM
	04/02/09		14.73			84.25	NM	NM	NM	NM

Table 1
Groundwater Monitoring Data through April 2, 2009
Health Self Serve 2, Sumter, South Carolina, UST Permit #08932 Consultech Project # C-1383

Monitoring Well	Date	TOC Elevation	TOC to GW (ft-bgs)	TOC to FP (ft-bgs)	FP Thickness (ft.)	GW Elevation	pH	Temperature (C°)	Conductivity (µS/cm)	Dissolved O_2 (mg/L)
MW-7	03/06/04	98.64	17.15		0.35'	81.49				
	10/20/04		17.39			81.25	5.7	26.4	92	2.2
	08/22/05		17.00	sheen	sheen	81.64	5.2	27.3	61	2.0
	11/28/05		17.46			81.18	5.8	21.6	217	2.1
	03/09/06		17.60			81.04	6.0	20.3	107	1.9
	06/29/06		19.52	18.02	1.50	79.12	Not Gauged			
	06/22/07		19.18	17.99	1.19	79.46	5.8	22.6	220	NM
	10/01/08		20.09	18.79	1.30	78.55	NM	NM	NM	NM
	04/02/09		NM	NM	0.25	NM	NM	NM	NM	NM
MW-8	03/06/04	99.58	17.85		0.03'	81.73				
	10/20/04		18.30			81.28	6.0	27.0	336	2.8
	08/22/05		17.90			81.68	5.1	27.4	29	2.4
	11/28/05		18.35			81.23	6.1	20.8	88	2.3
	03/09/06		18.49			81.09	5.7	19.5	46	2.5
	06/29/06		19.51	19.41	0.10	80.07	Not Gauged			
	06/22/07		19.01			80.57	Not Gauged			
	10/01/08		19.64	19.54	0.10	79.94	5.9	22	60	NM
	04/02/09		18.42			81.16	NM	NM	NM	NM
MW-9	03/06/04	97.93	16.85		0.12'	81.08				
	10/20/04		17.25			80.68	6.3	27.2	254	1.2
	08/22/05		16.80			81.13	5.3	27.9	20	1.8
	11/28/05		17.33			80.60	5.3	21.4	236	2.3
	03/09/06		17.32			80.61	5.4	20.1	137	1.9
	06/29/06		18.43	18.35	0.08	79.50	Not Gauged			
	06/22/07		17.98			79.95	5.3	20.3	248	NM
	10/01/08		18.48			79.45	6.0	24.0	80	NM
	04/02/09		19.23			78.70	NM	NM	NM	NM
MW-10	03/06/04	97.71	17.56		1.07'	80.15				
	10/20/04		17.95	16.97	0.98	80.52	5.2	27.4	1139	1.1
	08/22/05		16.79		0.00	80.92	4.8	27.7	28	1.6
	11/28/05		16.83		0.00	80.88	5.8	21.1	129	1.5
	03/09/06		17.35			80.36	5.7	20.3	35	1.7
	06/29/06		18.46	18.31	0.15	79.37	Not Gauged			
	06/22/07		18.22	17.78	0.44	79.83	5.8	22.0	10	NM
	10/01/08		19.16	18.58	0.58	78.55	NM	NM	NM	NM
	04/02/09		18.71			79.00	NM	NM	NM	NM
MW-11	03/06/04	97.60	15.96			81.64				
	10/20/04	Unable to Locate								
	08/22/05	Unable to Locate								
	11/28/05	Unable to Locate								
	03/09/06	Unable to Locate								
	06/29/06	Unable to Locate								
	10/01/08	NM								
	04/02/09	Unable to Locate								

Table 1

Groundwater Monitoring Data through April 2, 2009

Health Self Serve 2, Sumter, South Carolina, UST Permit #08932 Consultech Project # C-1383

Monitoring Well	Date	TOC Elevation	TOC to GW (ft-bgs)	TOC to FP (ft-bgs)	FP Thickness (ft.)	GW Elevation	pH	Temperature (C°)	Conductivity (µS/cm)	Dissolved O_2 (mg/L)
MW-12	03/06/04	99.68	17.90		0.30'	81.78				
	10/20/04		18.57	17.93	0.64	81.61	6.4	29.3	173	2.0
	08/22/05		17.65	sheen	0.00	82.03	6.4	27.3	232	2.5
	11/28/05		18.04		0.00	81.64	5.9	21.0	277	2.2
	03/09/06		Dry		0.00	Dry	5.9	Dry	Dry	Dry
	06/29/06		Dry		0.00	Dry	5.9	Dry	Dry	Dry
	06/22/07		Dry		0.00	Dry				
	10/01/08	NM								
	04/02/09		29.40			70.28	NM	NM	NM	NM
MW-13	03/06/04	99.88	18.21			81.67				
	10/20/04		18.78			81.10	6.2	27.1	256	3.6
	08/22/05		18.37			81.51	5.6	26.8	28	3.8
	11/28/05		18.72			81.16	6.3	20.3	82	3.2
	03/09/06		18.92			80.96	5.5	19.8	51	3.1
	06/29/06		19.92			79.96	Not Gauged			
	06/22/07		17.17			82.71	Not Gauged			
	10/01/08	NM								
	04/02/09		NM			NM	NM	NM	NM	NM
MW-14	03/06/04	91.12	12.81			78.31				
	10/20/04		13.21			77.91	6.6	25.9	155	4.2
	08/22/05		12.91			78.21	5.9	28.4	86	4.0
	11/28/05		13.28			77.84	5.1	22.4	75	3.8
	03/09/06		12.61			78.51	5.8	20.9	61	3.6
	06/29/06		13.65			77.47	Not Gauged			
	06/22/07		13.76			77.36	Not Gauged			
	10/01/08	NM								
	04/02/09		12.40			78.72	NM	NM	NM	NM
MW-15	03/06/04	91.29	11.34			79.95				
	10/20/04		13.46			77.83	6.5	26.1	162	2.8
	08/23/05		11.81			79.48	5.9	29.2	45	2.9
	11/28/05		12.26			79.03	5.7	20.5	52	3.3
	03/09/06		13.02			78.27	5.4	20.2	51	3.5
	06/29/06		12.73			78.56	Not Gauged			
	06/22/07		12.56			78.73	Not Gauged			
	10/01/08	NM								
	04/02/09		11.44			79.85	NM	NM	NM	NM
MW-16	03/06/04	94.15	13.02			81.13				
	10/20/04		11.84			82.31	6.3	29.2	13	3.3
	08/23/05		13.15			81.00	5.5	27.9	52	3.6
	11/28/05		13.74			80.41	6.0	21.5	61	3.5
	03/09/06		14.51			79.64	5.7	20.8	51	3.3
	06/29/06		14.58			79.57	Not Gauged			
	06/22/07		14.41			79.74	Not Gauged			
	10/01/08	NM								
	04/02/09		NM			NM	NM	NM	NM	NM

Table 1

Groundwater Monitoring Data through April 2, 2009

Health Self Serve 2, Sumter, South Carolina, UST Permit #08932 Consultech Project # C-1383

Monitoring Well	Date	TOC Elevation	TOC to GW (ft bgs)	TOC to FP (ft-bgs)	FP Thickness (ft.)	GW Elevation	pH	Temperature (C°)	Conductivity (µS/cm)	Dissolved O_2 (mg/L)
MW-18	03/06/04	92.29	13.39			78.90				
	10/20/04		13.80			78.49	6.7	28.4	46	3.0
	08/23/05		13.50			78.79	5.9	28.6	49	3.5
	11/28/05		13.87			78.42	5.5	22.1	41	3.6
	03/09/06		14.41			77.88	5.5	21.7	57	3.7
	06/29/06		18.02			74.27	Not Gauged			
	06/22/07		NM			NM	Not Gauged			
	10/01/08	NM								
	04/02/09		NM			NM	NM	NM	NM	NM
MW-19	03/06/04	76.76	4.45			72.31				
	10/20/04	Unable to Locate								
	08/23/05	Unable to Locate								
	11/28/05	76.76	5.87			70.89	5.7	21.6	62	3.7
	03/09/06	76.76	3.89			72.87	6.3	20.8	39	3.5
	06/29/06	76.76	4.79			71.97	Not Gauged			
	06/22/07	76.76	NM			NM	Not Gauged			
	10/01/08	NM								
	04/02/09	Unable to Locate				NM	NM	NM	NM	NM
MW-20	03/06/04	76.16	2.71			73.45				
	10/20/04	Unable to Locate								
	08/23/05	Unable to Locate								
	11/28/05	76.16	6.14			70.02	6.4	21.4	69	3.8
	03/09/06	76.16	2.89			73.27	5.9	18.2	32	3.5
	06/29/06	76.16	1.54			74.62	Not Gauged			
	06/22/07	76.16	2.86			73.30	Not Gauged			
	10/01/08	NM								
	04/02/09		1.61			74.55	NM	NM	NM	NM
MW-21	03/06/04	73.49	0.70			72.79				
	10/20/04		1.22			72.27	6.8	23.1	334	5.6
	08/23/05	Unable to Locate								
	11/28/05	73.49	6.21			67.28	6.1	20.3	83	4.1
	03/09/06	73.49	1.71			71.78	6.4	19.7	147	3.8
	06/29/06	73.49	1.50			71.99	Not Gauged			
	06/22/07	73.49	NM			NM	Not Gauged			
	10/01/08	NM								
	04/02/09	Unable to Locate								
MW-22	03/06/04	73.79	0.85			72.94				
	10/20/04		0.60			73.19	6.7	23.7	152	5.5
	08/23/05	Unable to Locate								
	11/28/05	73.79	5.88			67.91	6.2	21.7	73	3.9
	03/09/06	73.79	2.15			71.64	5.9	20.7	26	3.7
	06/29/06	73.79	1.13			72.66	Not Gauged			
	06/22/07	73.79	NM			NM	Not Gauged			
	10/01/08	NM								
	04/02/09	Unable to Locate								

Table 1
Groundwater Monitoring Data through April 2, 2009
Health Self Serve 2, Sumter, South Carolina, UST Permit #08932 Consultech Project # C-1383

Monitoring Well	Date	TOC Elevation	TOC to GW (ft-bgs)	TOC to FP (ft-bgs)	FP Thickness (ft.)	GW Elevation	pH	Temperature (C°)	Conductivity (µS/cm)	Dissolved O_2 (mg/L)
MW-23	03/06/04	73.06	0.10			72.96				
	10/20/04		0.60			72.46	6.9	24.0	265	3.9
	08/23/05	Unable to Locate								
	11/28/05	73.06	5.91			67.15	5.9	21.1	49	4.2
	03/09/06	73.06	2.02			71.04	5.9	20.6	34	3.9
	06/29/06	73.06	0.00			73.06	Not Gauged			
	06/22/07	73.06	NM			NM	Not Gauged			
	10/01/08	NM								
	04/02/09	Unable to Locate								
MW-24	03/06/04	72.25	0.08			72.17				
	10/20/04		0.60			71.65	7.0	23.5	308	4.2
	08/23/05	Unable to Locate								
	11/28/05	72.25	5.77			66.48	5.6	20.8	72	3.7
	03/09/06	Unable to Locate								
	06/29/06	72.25	1.00			71.25	Not Gauged			
	06/22/07	72.25	NM			NM	Not Gauged			
	10/01/08	NM								
	04/02/09	Unable to Locate								
MW-25	03/06/04	95.48	10.08			85.40				
	10/20/04		10.61			84.87	6.8	25.2	113	4.0
	08/23/05		10.28			85.20	5.7	28.1	83	3.8
	11/28/05		9.78			85.70	6.4	21.4	86	3.6
	03/09/06		10.33			85.15	5.5	20.3	49	3.8
	06/29/06		11.15			84.33	Not Gauged			
	06/22/07		NM			NM	Not Gauged			
	10/01/08	NM								
	04/02/09		10.06			85.42				
MW-26	03/06/04	83.42	5.51			77.91				
	10/20/04		5.56			77.86	6.7	23.9	192	3.5
	08/23/05	Unable to Locate								
	11/28/05	83.42	10.22			73.20	6.1	21.2	44	3.3
	03/09/06	83.42	5.19			78.23	5.5	20.8	219	3.6
	06/29/06	83.42	5.81			77.61	Not Gauged			
	06/22/07	83.42	NM			NM	Not Gauged			
	10/01/08	NM								
	04/02/09		4.11			79.31				
MW-27	03/06/04	78.96	2.05			76.91				
	10/20/04		1.53			77.43	7.0	24.2	NM	6.0
	08/23/05	Unable to Locate								
	11/28/05	78.96	5.91			73.05	5.7	20.6	61	4.3
	03/09/06	78.96	1.68			77.28	6.3	19.6	149	4.0
	06/29/06	78.96	1.68			77.28	Not Gauged			
	06/22/07	78.96	NM			NM	Not Gauged			
	10/01/08	NM								
	04/02/09	Unable to Locate				NM	NM	NM	NM	NM

Notes: (1) TOC for MW-2 is assumed to be at mid-height between MW-6 and MW-12.
NM = Not Measured

TABLE 2: Heath Self Serve 2
Chemicals of Concern in Groundwater
Groundwater Analytical Data Through April 2, 2009
SCDHEC UST Permit # 08932
Sumter, South Carolina - Consultech Project # C-1383

Well No.	Date	Benzene	Toluene	Ethyl-benzene	Xylenes	MTBE	Naphthalene	Total Mass
SSTL		**78**	**84**	**140**	**212**	**5**	**5**	
MW-2	03/06/04	**78**	**84**	**140**	**212**	**5**	**5**	524
	10/20/04	**9,600**	**46,000**	**7,100**	**30,000**	**510**	**13,000**	106,210
	08/22/05	**390**	**100**	**270**	**480**	**31**	**50**	1,321
	11/28/05	54	49	53	200	**110**	**53**	519
	03/09/06	**8,600**	**43,000**	**3,900**	**22,000**	**2,500**	**270**	80,270
	06/29/06	**350**	**280**	**270**	**790**	**400**	**<100**	2,090
	06/22/07	**220**	40	**180**	150	**370**	**<100**	960
	10/01/08	**262**	**452**	**501**	**862**	**202**	**40**	2,319
	04/02/09	**367**	**920**	**947**	**2,189**	**103**	**113**	4,639
MW-3	03/06/04	1	1	<1	7	<1	<5	16
	10/20/04	**7.1**	**4.0**	**3.4**	**34**	<1.0	<5.0	54.5
	08/22/05	<1	<1	<1	<1	<1	<5	10
	11/28/05	<5.0	9.4	<5.0	7.8	<5.0	<25	23.2
	03/09/06	<1.0	<1.0	<1.0	<1.0	<1.0	<5.0	10.0
	06/29/06	<1.0	<1.0	<1.0	<1.0	<1.0	<5.0	10.0
	06/22/07	NS	NS	NS	NS	NS	NS	10.0
	10/01/08	NS						-
	04/02/09	NS						-
SSTL		**246**	**260,000**	**40,000**	**180,000**	**119**	**20,000**	
MW-4	03/06/04	**72,000**	**260,000**	**40,000**	**180,000**	**940,000**	**20,000**	1,512,000
	10/20/04	**72,000**	**260,000**	**40,000**	**180,000**	**940,000**	**20,000**	1,512,000
	08/22/05	**720**	13,000	5,900	40,000	**250**	2,300	62,170
	11/28/05	**590**	1,200	89	4,100	**150**	180	6,309
	03/09/06	57	150	180	150	26	150	713
	06/29/06	**640**	1,400	<1	4,000	<1	120	6,160
	06/22/07	30	140	14	240	<1.0	13	437
	10/01/08	132	1,030	11	562	2	11	1,747
	04/02/09	1	2.16	1	1	2	2	9.16
MW-5	03/06/04	<1	<1	<1	<1	<1	<5	10
	10/20/04	2.0	81	74	370	<1.0	74	602
	08/22/05	<10	120	170	990	<10	140	1421
	11/28/05	1.7	8.6	<1	50	<1	8.4	70
	03/09/06	<1.0	<1.0	<1.0	<1.0	<1.0	<5.0	10.0
	06/29/06	13	29.0	<1.0	93.0	<1.0	12	147.0
	06/22/07	1	17.0	3.9	20.0	<1.0	<5.0	42.2
	10/01/08	**6,120**	**51,700**	**3,540**	**17,580**	**900**	**206**	80,046
	04/02/09	1	1	1	1	10.2	2	16.2
SSTL		**14**	**<1**	**3**	**8**	**3**	**5**	
MW-6	03/06/04	14	<1	3	8	3	<5	34
	10/20/04	**7,900**	**30,000**	**15,000**	**77,000**	**<250**	**9,100**	139250
	08/22/05	**200**	**56**	**39**	**130**	<1	<5	675
	11/28/05	**600**	**240**	**170**	**400**	**<100**	**<500**	1660
	03/09/06	**330**	**70**	**58**	**75**	**<10**	**<50**	783
	06/29/06	**400**	**190**	**96**	**300**	**8.9**	<5	995
	06/22/07	77	**62**	**33**	**180**	**<1.0**	<5.0	352
	10/01/08	2	**6**	7	**17**	2	2	36
	04/02/09	1	1	1	1	2	2	8
SSTL		**7,620**	**260,000**	**40,000**	**180,000**	**85**	**20,000**	
MW-7	03/06/04	**72,000**	**260,000**	**40,000**	**180,000**	**940,000**	**20,000**	1,512,000
	10/20/04	**21,000**	47,000	9,400	37,000	**5,400**	1,100	120900
	08/22/05	**13,000**	57,000	17,000	82,000	**4,300**	11,000	184300
	11/28/05	**16,000**	40,000	7,100	34,000	**4,300**	1,200	102600
	03/09/06	**19,000**	70,000	8,200	45,000	**6,400**	<1,000	148600
	03/09/06	**19,000**	70,000	8,200	45,000	**6,400**	<1,000	148600
	06/29/06	NS	NS	NS	NS	NS	NS	148600
	06/22/07	**17,000**	52,000	7,000	35,000	**3,400**	1,900	148600
	10/01/08	NS						-
	04/02/09	Free Product						-

TABLE 2: Heath Self Serve 2
Chemicals of Concern in Groundwater
Groundwater Analytical Data Through April 2, 2009
SCDHEC UST Permit # 08932
Sumter, South Carolina - Consultech Project # C-1383

Well No.	Date	Benzene	Toluene	Ethyl-benzene	Xylenes	MTBE	Naphthalene	Total Mass
SSTL		3,307	260,000	40,000	180,000	57	20,000	
MW-8	03/06/04	**72,000**	**260,000**	**40,000**	**180,000**	**940,000**	**20,000**	1,512,000
	10/20/04	1,700	11,000	2,300	9,400	<25	1,000	25425
	08/22/05	**6,000**	30,000	6,600	32,000	**200**	1,700	76525
	1128/05	**5,300**	29,000	5,000	27,000	**<200**	<1000	66325
	03/09/06	1,800	13,000	2,800	17,000	<20	410	35035
	06/29/06	NS	NS	NS	NS	NS	NS	35035
	06/22/07	NS	NS	NS	NS	NS	NS	35035
	10/01/08	761	3,050	810	10,060	40	1,370	16,091
	04/02/09	**683**	2,300	690	7,660	40	370	11,743
SSTL		4,075	260,000	40,000	180,000	63	20,000	
MW-9	03/06/04	**72,000**	**260,000**	**40,000**	**180,000**	**940,000**	**20,000**	1,512,000
	10/20/04	**20,000**	48,000	9,800	50,000	**590**	10,000	138,390
	08/22/05	**23,000**	77,000	15,000	75,000	**270**	4,400	194,670
	11/28/05	190	350	45	230	<1.0	7.1	822
	03/09/06	**22,000**	60,000	3,800	24,000	**170**	560.0	110,530
	06/29/06	NS	NS	NS	NS	NS	NS	110,530
	06/22/07	4,900	31,000	3,700	26,000	<50	2,600	68,200
	10/01/08	2,850	13,400	1,790	17,340	40	1,820	37,240
	04/02/09	12,200	33,800	2,850	27,390	**273**	941	77,454
SSTL		2,179	260,000	40,000	180,000	52	20,000	
MW-10	03/06/04	**72,000**	**260,000**	**40,000**	**180,000**	**940,000**	**20,000**	1,512,000
	10/20/04	**72,000**	**260,000**	**40,000**	**180,000**	**940,000**	**20,000**	1,512,000
	08/22/05	**20,000**	34,000	34,000	25,000	**250**	9,900	123,150
	11/28/05	**21,000**	62,000	16,000	76,000	**<200**	3,500	178,500
	03/09/06	**17,000**	40,000	3,100	19,000	**<500**	<2500	79,100
	06/29/06	NS	NS	NS	NS	NS	NS	79,100
	06/22/07	6,500	42,000	14,000	96,000	500	25,000	183,500
	10/01/08	NS						-
	04/02/09	**8,260**	23,700	3,680	26,110	2	1,010	62,762
SSTL		<1	2	1	11	<1	<5	
MW-11	03/06/04	<1	2	1	11	<1	<5	
	10/20/04	**Not Found**						21
	08/22/05	**Not Found**						21
	11/28/05	**Not Found**						21
	03/09/06	**Not Found**						21
	06/29/06	**Not Found**						21
	06/22/07	**Not Found**						21
	10/01/08	NS						21
	04/02/09	Could Not Locate						-
								-
SSTL		6,865	260,000	40,000	180,000	80	20,000	
MW-12	03/06/04	**72,000**	**260,000**	**40,000**	**180,000**	**940,000**	**20,000**	1,512,000
	10/20/04	**72,000**	**260,000**	**40,000**	**180,000**	**940,000**	**20,000**	1,512,000
	08/22/05	4,100	44,000	15,000	75,000	**250**	7,800	146,150
	11/28/05	5,400	46,000	16,000	81,000	**<200**	4,100	152,500
	03/09/06	Dry	Dry	Dry	Dry	Dry	Dry	152,500
	06/29/06	Dry	Dry	Dry	Dry	Dry	Dry	152,500
	06/22/07	NS	NS	NS	NS	NS	NS	152,500
	10/01/08	NS						-
	04/02/09	1	1	1	1	2	2	8
MW-13	03/06/04	<1	<1	<1	<1	<1	<5	10
	10/20/04	<1	**1.9**	<1	**1.7**	<1	<5	12
	08/22/05	<1	<1	<1	<1	<1	<5	10
	11/28/05	1.7	2.7	1.9	6.6	<1	<5	18
	03/09/06	<1	<1	<1	3.6	<1	<5	13
	06/29/06	<1	<1	<1	<1	<1	<5	10
	06/22/07	NS	NS	NS	NS	NS	NS	10
	10/01/08	NS						-
	04/02/09	NS						-

TABLE 2: Heath Self Serve 2
Chemicals of Concern in Groundwater
Groundwater Analytical Data Through April 2, 2009
SCDHEC UST Permit # 08932
Sumter, South Carolina - Consultech Project # C-1383

Well No.	Date	Benzene	Toluene	Ethyl-benzene	Xylenes	MTBE	Naphthalene	Total Mass
SSTL		**68**	**<1**	**4**	**21**	**<1**	**<5**	
MW-14	03/06/04	68	<1	4	21	<1	<5	100
	10/20/04	<1	**2.2**	<1	**1.4**	<1	<5	12
	08/22/05	<1	<1	<1	<1	<1	<5	10
	11/28/05	<1	1	<1	1	<1	<5	10
	03/09/06	<1	<1	<1	<1	<1	<5	10
	06/29/06	<1	<1	<1	<1	<1	<5	10
	06/22/07	NS	NS	NS	NS	NS	NS	10
	10/01/08	NS						-
	04/02/09	1	1	1	1	2	4.65	10.65
MW-15	03/06/04	<1	<1	<1	<1	<1	<5	10
	10/20/04	<1	2.1	<1	2.3	<1	<5	12
	08/23/05	<1	2.2	1.2	7.1	<1	<5	18
	11/28/05	<1	1.7	<1	1.6	<1	<5	11
	03/09/06	<1	<1	<1	1.5	1.6	<5	12
	06/29/06	<1	2.5	<1	3.0	<1	<5	
	06/22/07	<1	67.0	63.0	430.0	<1	100	660
	10/01/08	NS						-
	04/02/09	NS						-
MW-16	03/06/04	<1	<1	<1	<1	<1	<5	10
	10/20/04	<1	2.4	<1	1.6	<1	<5	12
	08/23/05	<1	<1	<1	1.2	<1	<5	12
	11/28/05	<1	1.5	<1	1.5	<1	<5	11
	03/09/06	<1	<1	<1	3.4	1.2	<5	11
	06/29/06	<1	<1	<1	<1	<1	<5	10
	06/22/07	NS	NS	NS	NS	NS	NS	10
	10/01/08	NS						-
	04/02/09	NS						-
MW-18	03/06/04	<1	<1	<1	<1	<1	<5	10
	10/20/04	<1	2.3	<1	1.3	<1	<5	12
	08/23/05	<1	<1	<1	<1	<1	<5	10
	11/28/05	<1	<1	<1	<1	<1	<5	10
	03/09/06	<1	1.3	<1	1.0	<1	<5	10
	06/29/06	<1	<1	<1	<1	<1	<5	
	06/22/07	NS	NS	NS	NS	NS	NS	10
	10/01/08	NS						-
	04/02/09	Underwater						-
SSTL		**31**	**<1**	**<1**	**16**	**40**	**<5**	
MW-19	03/06/04	**166**	**<1**	**<1**	**16**	**196**	**<5**	385
	10/20/04	**Not Found**						385
	08/23/05	**Not Found**						385
	11/28/05	<1	3.8	<1	10.0	<1	<5	24
	03/09/06	**34**	<1	<1	<1	3.7	<5	38
	06/29/06	9	<1	<1	<1	<1	<5	
	06/22/07	NS	NS	NS	NS	NS	NS	18
	10/01/08	NS						-
	04/02/09	Could Not Locate						-
SSTL		**26**	**2**	**<1**	**35**	**40**	**<5**	
MW-20	03/06/04	**1,760**	**2**	**<1**	**35**	**80**	**<5**	1883
	10/20/04	**Not Found**						1883
	08/23/05	**Not Found**						1883
	11/28/05	<1	<1	<1	<1	<1	<5	10
	03/09/06	**1,300**	1.9	<1	9.9	<1	**74**	1,386
	06/29/06	**1,500**	**2.4**	**3.3**	13.0	<1	**77**	1,596
	06/22/07	**900**	1.9	**2.6**	6.1	1	**77**	989
	10/01/08	NS						-
	04/02/09	**102**	**1**	**1**	**4.02**	**2**	**59.50**	169.52

TABLE 2: Heath Self Serve 2
Chemicals of Concern in Groundwater
Groundwater Analytical Data Through April 2, 2009
SCDHEC UST Permit # 08932
Sumter, South Carolina - Consultech Project # C-1383

Well No.	Date	Benzene	Toluene	Ethyl-benzene	Xylenes	MTBE	Naphthalene	Total Mass
SSTL		<1	<1	<1	<1	<1	<5	
MW-21	03/06/04	<1	<1	<1	<1	<1	<5	10
	10/20/04	<1	**1.9**	<1	<1	<1	<5	11
	08/23/05	**Not Found**						11
	11/28/05	<1	<1	<1	<1	<1	<5	10
	03/09/06	<1	<1	<1	**1.5**	<1	<5	10
	06/29/06	<1	<1	<1	<1	<1	**6**	11
	06/22/07	NS	NS	NS	NS	NS	NS	11
	10/01/08	NS						-
	04/02/09	Could Not Locate						-
MW-22	03/06/04	<1	<1	<1	<1	<1	<5	10
	10/20/04	<1	1.9	<1	<1	<1	<5	11
	08/23/05	**Not Found**						11
	11/28/05	<1	<1	<1	<1	<1	<5	10
	03/09/06	<1	<1	<1	2.5	<1	<5	10
	06/29/06	<1	<1	<1	<1	<1	<5	
	06/22/07	NS	NS	NS	NS	NS	NS	10
	10/01/08	NS						-
	04/02/09	Could Not Locate						-
MW-23	03/06/04	<1	<1	<1	<1	<1	<5	10
	10/20/04	<1	1.0	<1	<1	<1	<5	10
	08/23/05	**Not Found**						10
	11/28/05	<1	<1	<1	<1	<1	<5	10
	03/09/06	<1	<1	<1	1.5	<1	<5	10
	06/29/06	<1	<1	<1	<1	<1	<5	
	06/22/07	NS	NS	NS	NS	NS	NS	10
	10/01/08	NS						-
	04/02/09	Could Not Locate						-
MW-24	03/06/04	<1	<1	<1	<1	<1	<5	10
	10/20/04	<1	<1	<1	<1	<1	<5	10
	08/23/05	**Not Found**						10
	11/28/05	<1	1.6	<1	2.1	<1	<5	12
	03/09/06	could	not	locate				12
	06/29/06	<1	<1	<1	<1	<1	<5	
	06/22/07	NS	NS	NS	NS	NS	NS	10
	10/01/08	NS						-
	04/02/09	Could Not Locate						-
MW-25	03/06/04	<1	<1	<1	<1	<1	<5	10
	10/20/04	<1	1.7	<1	<1	<1	<5	11
	08/23/05	<1	<1	<1	<1	<1	<5	10
	11/28/05	<1	<1	<1	<1	<1	<5	10
	03/09/06	<1	4.9	<1	4.3	<1	<5	16
	06/29/06	<1	<1	<1	<1	<1	<5	10
	06/22/07	NS	NS	NS	NS	NS	NS	10
	10/01/08	NS						-
	04/02/09	NS						-
MW-26	03/06/04	<1	<1	<1	<1	<1	<5	10
	10/20/04	<1	3.5	<1	2.9	<1	<5	14
	08/23/05	**Not Found**						14
	11/28/05	<1	<1	<1	<1	<1	<5	10
	03/09/06	<1	<1	<1	<1	<1	<5	10
	06/29/06	<1	<1	<1	<1	<1	<5	
	06/22/07	NS	NS	NS	NS	NS	NS	10
	10/01/08	NS						-
	04/02/09	NS						-

TABLE 2: Heath Self Serve 2
Chemicals of Concern in Groundwater
Groundwater Analytical Data Through April 2, 2009
SCDHEC UST Permit # 08932
Sumter, South Carolina - Consultech Project # C-1383

Well No.	Date	Benzene	Toluene	Ethyl-benzene	Xylenes	MTBE	Naphthalene	Total Mass
SSTL		**<1**	**<1**	**<1**	**<1**	**1**	**<5**	
MW-27	03/06/04	<1	<1	<1	<1	1	<5	10
	10/20/04	<1	**2.1**	<1	**2.2**	<1	<5	14
	08/23/05	**Not Found**						14
	11/28/05	<1	<1	<1	1.0	<1	<5	10
	03/09/06	<1	<1	<1	**2.5**	<1	<5	11
	06/29/06	<1	<1	<1	<1	<1	<5	
	06/22/07	NS	NS	NS	NS	NS	NS	11
	10/01/08	NS						-
	04/02/09	Couild Not Locate						-
SSTL Mass	**03/06/04**	**24,512**	**1,560,093**	**240,152**	**1,080,305**	**548**	**120,040**	**3,025,650**
Initial Mass	03/06/04	434,089	1,560,093	240,152	1,080,305	5,640,288	120,040	9,074,967
	10/20/04	257,321	962,109	163,690	743,822	2,826,789	94,339	**5,048,071**
	08/23/05	69,336	255,156	93,980	330,660	5,831	37,290	**792,253**
	11/28/05	49,140	178,846	44,461	222,944	5,265	10,565	**511,221**
	03/09/06	70,121	226,227	22,038	127,249	8,906	4,964	**459,505**
	06/29/06	63,525	184,917	18,285	110,212	7,516	4,855	**389,310**
	06/22/07	29,628	125,228	24,997	158,126	3,770	29,690	**371,439**
	10/01/08	34,527	163,640	27,661	177,427	5,087	30,426	**438,768**
Current Mass	04/02/09	38,617.00	112,727.16	15,173.00	98,358.02	3,838.20	4,406.15	**273,119.53**
% Decrease	3/04 to 10/04	40.72%	38.33%	31.84%	31.15%	49.88%	21.41%	44.37%
% Decrease	3/04 to 8/05	84.03%	83.64%	60.87%	69.39%	99.90%	68.94%	91.27%
% Decrease	3/04 to 11/05	88.68%	88.54%	81.49%	79.36%	99.91%	91.20%	94.37%
% Decrease	3/04 to 6/06	85.37%	88.15%	92.39%	89.80%	99.87%	95.96%	95.71%
% Decrease	3/04 to 6/07	93.17%	91.97%	89.59%	85.36%	99.93%	75.27%	95.91%
% Decrease	3/04 to10/08	92.05%	89.51%	88.48%	83.58%	99.91%	74.65%	95.17%
% Decrease	3/04 to 4/09	91.10%	92.77%	93.68%	90.90%	99.93%	96.33%	96.99%

NS - Not Sampled - Wells were either unaccessible, not found, or contained free product

Table 3
Mass Reduction Calculations Through April 2, 2009
Heath Self Serve 2, Sumter, SC
SCDHEC UST Permit #08932 - Consultech Project # C-1383

		Benzene	Toluene	Ethylbenzene	Xylenes	MTBE	Naphthalene	Mass>SSTL
MW-2	SSTL	**78**	**84**	**140**	**212**	**5**	**5**	
	Initial	78	84	140	212	5	5	
04/02/09	Subsequent	**367**	**920**	**947**	**2,189**	**103**	**113**	
	Initial > SSTL	0	0	0	0	0	0	0
	Subsequent > SSTL	289	836	807	1,977	98	108	4,115
MW-4	SSTL	**246**	**260,000**	**40,000**	**180,000**	**119**	**20,000**	
	Initial	72,000	260,000	40,000	180,000	940,000	20,000	
04/02/09	Subsequent	1	2	1	1	2	2	
	Initial > SSTL	71,754	0	0	0	939,881	0	1,011,635
	Subsequent > SSTL	0	0	0	0	0	0	0
MW-6	SSTL	**14**	**1**	**3**	**8**	**3**	**5**	
	Initial	14	1	3	8	3	5	
04/02/09	Subsequent	1	1	1	1	2	2	
	Initial > SSTL	0	0	0	0	0	0	0
	Subsequent > SSTL	0	0	0	0	0	0	0
MW-7	SSTL	**7,620**	**260,000**	**40,000**	**180,000**	**85**	**20,000**	
	Initial	72,000	260,000	40,000	180,000	940,000	20,000	
06/22/07	Subsequent	**17,000**	52,000	7,000	35,000	**3,400**	1,900	
	Initial > SSTL	64,380	0	0	0	939,915	0	1,004,295
	Subsequent > SSTL	9,380	0	0	0	3,315	0	12,695
MW-8	SSTL	**3,307**	**260,000**	**40,000**	**180,000**	**57**	**20,000**	
	Initial	72,000	260,000	40,000	180,000	940,000	20,000	
04/02/09	Subsequent	683	2,300	690	7,660	40	370	
	Initial > SSTL	68,693	0	0	0	939,943	0	1,008,636
	Subsequent > SSTL	0	0	0	0	0	0	0
MW-9	SSTL	**4,075**	**260,000**	**40,000**	**180,000**	**63**	**20,000**	
	Initial	72,000	260,000	40,000	180,000	940,000	20,000	
04/02/09	Subsequent	**12,200**	33,800	2,850	27,390	**273**	941	
	Initial > SSTL	67,925	0	0	0	939,937	0	1,007,862
	Subsequent > SSTL	8,125	0	0	0	210	0	8,335
MW-10	SSTL	**2,179**	**260,000**	**40,000**	**180,000**	**52**	**20,000**	
	Initial	72,000	260,000	40,000	180,000	940,000	20,000	
04/02/09	Subsequent	**8,260**	23,700	3,680	26,110	2	1,010	
	Initial > SSTL	69,821	0	0	0	939,948	0	1,009,769
	Subsequent > SSTL	6,081	0	0	0	0	0	6,081
MW-11	SSTL	**1**	**2**	**1**	**11**	**1**	**5**	
	Initial	1	2	1	11	1	5	
10/20/04	Subsequent	1	2	1	11	1	5	
	Initial > SSTL	0	0	0	0	0	0	0
	Subsequent > SSTL	0	0	0	0	0	0	0
MW-12	SSTL	**6,865**	**260,000**	**40,000**	**180,000**	**80**	**20,000**	
	Initial	72,000	260,000	40,000	180,000	940,000	20,000	
04/02/09	Subsequent	1	1	1	1	2	2	
	Initial > SSTL	65,135	0	0	0	939,920	0	1,005,055
	Subsequent > SSTL	0	0	0	0	0	0	0

Table 3
Mass Reduction Calculations Through April 2, 2009
Heath Self Serve 2, Sumter, SC
SCDHEC UST Permit #08932 - Consultech Project # C-1383

		Benzene	Toluene	Ethylbenzene	Xylenes	MTBE	Naphthalene	Mass>SSTL
MW-14	SSTL	**68**	**1**	**4**	**21**	**1**	**5**	
	Initial	68	1	4	21	1	5	
04/02/09	Subsequent	1	1.0	1	1.0	2	4.65	
	Initial > SSTL	0	0	0	0	0	0	0
	Subsequent > SSTL	0	0	0	0	1	0	1
MW-19	SSTL	**31**	**1**	**1**	**16**	**40**	**5**	
	Initial	166	1	1	16	196	5	
06/29/06	Subsequent	9	1	1	1	1	5	
	Initial > SSTL	135	0	0	0	156	0	291
	Subsequent > SSTL	0	0	0	0	0	0	0
MW-20	SSTL	**26**	**2**	**1**	**35**	**40**	**5**	
	Initial	1,760	2	1	35	80	5	
04/02/09	Subsequent	**102**	**1**	**1**	4.02	2	**59.5**	
	Initial > SSTL	1,729	1	0	19	40	0	1,789
	Subsequent > SSTL	71	1	0	0	0	54.5	126.5
MW-21	SSTL	**1**	**1**	**1**	**1**	**1**	**5**	
	Initial	1	1	1	1	1	5	
06/29/06	Subsequent	1	1.0	1	1	1	**6**	
	Initial > SSTL	0	0	0	0	0	0	0
	Subsequent > SSTL	0	0	0	0	0	1	1
MW-27	SSTL	**1**	**1**	**1**	**1**	**1**	**5**	
	Initial	1	1	1	1	1	5	
06/29/06	Subsequent	1	1.0	1	1.0	1	5	
	Initial > SSTL	0	0	0	0	0	0	0
	Subsequent > SSTL	0	0	0	0	0	0	0

Total Initial > SSTL 6,049,623
Subsequent > SSTL 31,355

Percent Mass Reduction= $\frac{\text{(Initial>STTL)-(Subsequent>SSTL)}}{\text{(Initial>SSTL)}}$ **99.48%**

FIGURES

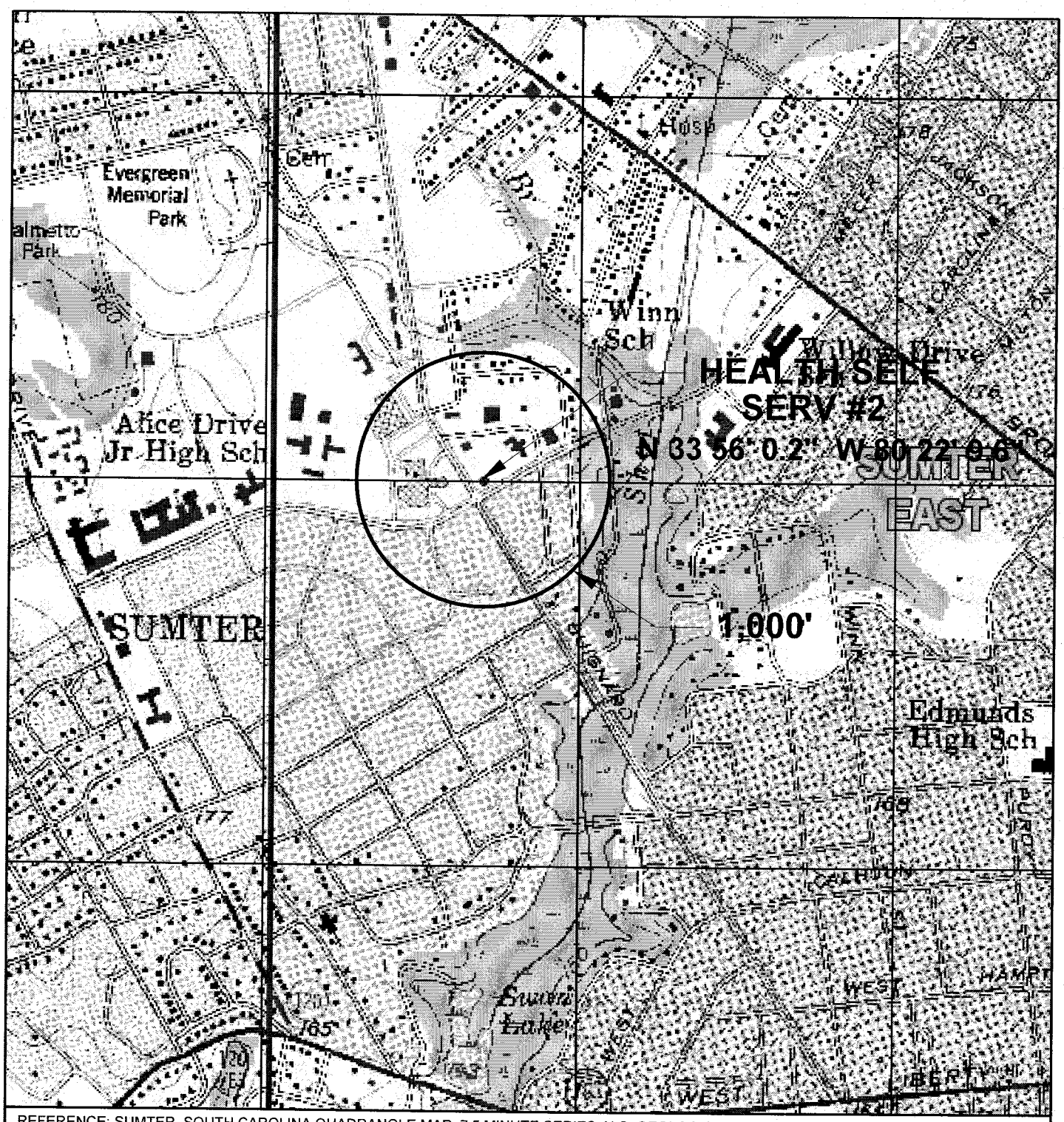

REFERENCE: SUMTER, SOUTH CAROLINA QUADRANGLE MAP. 7.5 MINUTE SERIES, U.S. GEOLOGIC SURVEY

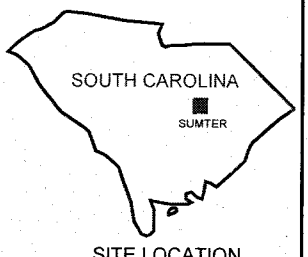

SITE LOCATION

0 1,500 3,000

SCALE IN FEET

DRAWN: MAC	DATE: 12/04/06
SCDHEC FACILITY ID# 08932	
PROJECT: HEALTH SELF SERV # 2	
PROJECT No.: C-1383	
LOCATION: BLACKSBURG, SOUTH CAROLINA	

FIGURE 1
SITE LOCATION AND
TOPOGRAPHIC MAP

CONSULTECH ENVIRONMENTAL, INC.

Environmental Consulting and Engineering

© 1998

Delivering innovative solutions to today's environmental concerns

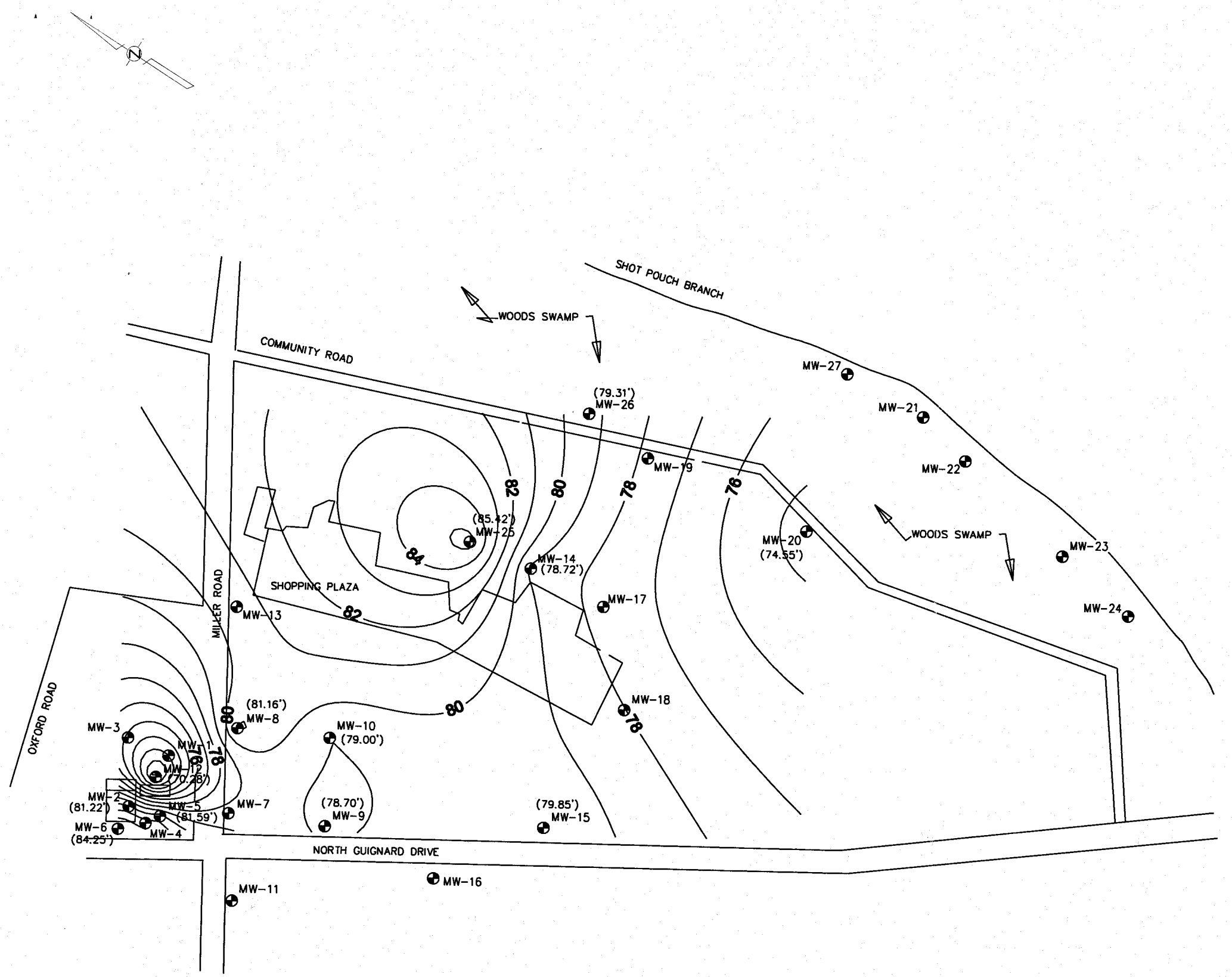

LEGEND

- MONITORING WELL
- TEMPORARY MONITORING WELL
- DEEP WELL
- RECOVERY WELL
- VAPOR EXTRACTION TEST WELL
- SOIL BORING
- UST CLOSURE SOIL SAMPLE LOCATION
- GRASS
- CONCRETE
- CURRENT AST
- CURRENT UST
- FORMER UST
- CURRENT UST PIT
- FORMER UST PIT
- DISPENSER ISLAND
- STORM DRAIN DROP INLET
- STORM CULVERT
- GROUNDWATER FLOW DIRECTION
- CONTOUR LINE (dashed where inferred)
- MW-1 (97.70) GROUNDWATER ELEVATION in feet (relative to an arbitrary datum)
- DISSOLVED TOTAL MASS LINE (dashed where inferred)
- MW-1 (2.770) DISSOLVED TOTAL MASS in ug/l
- (LPH) LIQUID PHASE HYDROCARBONS
- TELEPHONE POLE
- MANHOLE COVER
- BORDER
- CHAIN-LINK FENCE
- UNDERGROUND PHONE LINE
- OVERHEAD POWER LINE
- GAS LINE
- SANITARY SEWER LINE
- WATER LINE
- STORM SEWER LINE
- PRODUCT LINE
- FIRE HYDRANT
- TREES

NS: NOT SAMPLED
LPH LIQUID PHASE HYDROCARBONS

CONSULTECH ENVIRONMENTAL, INC.
Environmental Consulting and Engineering
© 1999
Delivering innovative solutions to today's environmental concerns

DRAWN: CJH	DATE: 4/27/09
UST# 08932	
PROJECT: HEALTH SELF SERV #2	
PROJECT No.: C-1383	
LOCATION: SUMTER, SC	

FIGURE 2
GROUNDWATER POTENTIOMETRIC SURFACE MAP
(April 2, 2009)

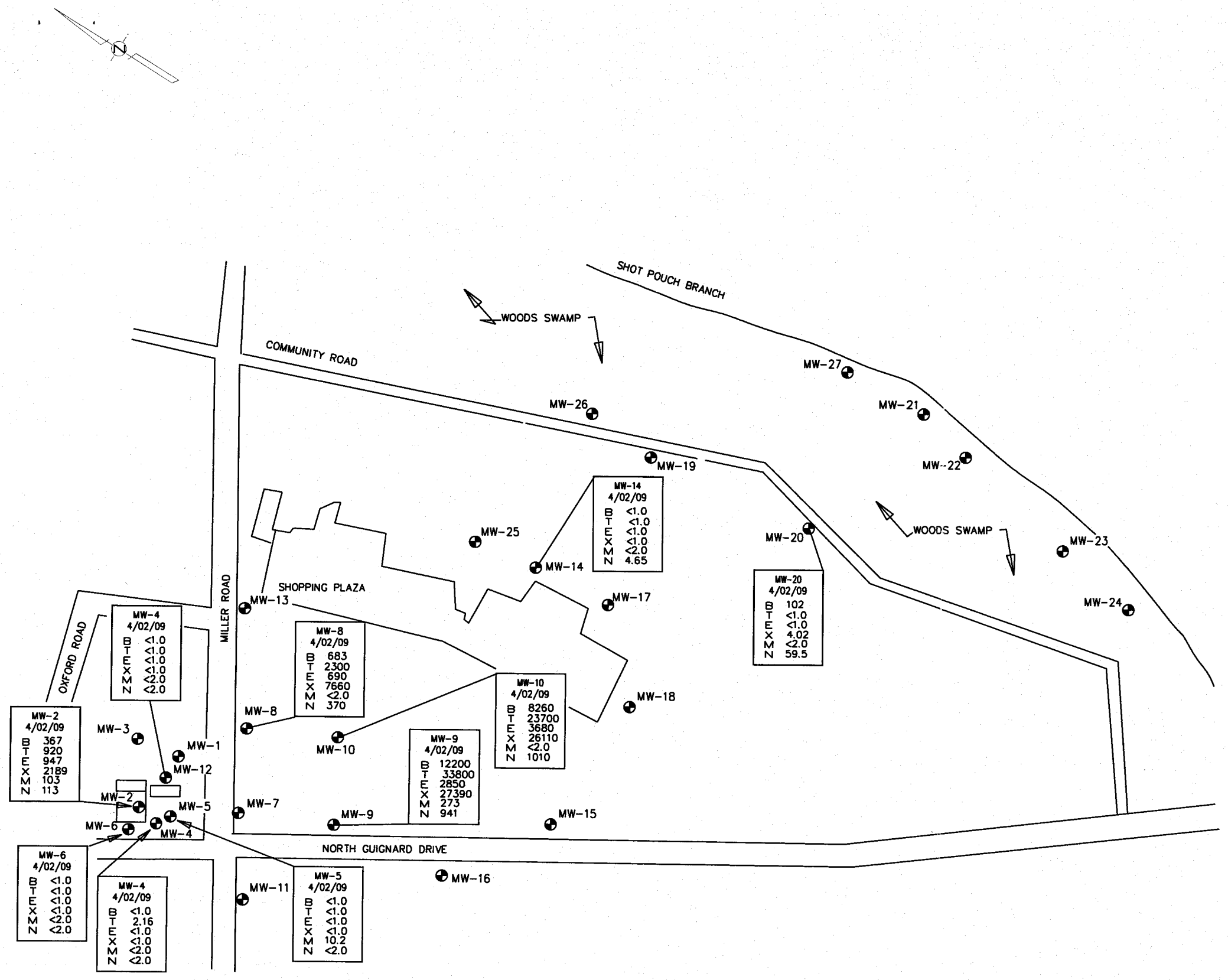

LEGEND

- MONITORING WELL
- TEMPORARY MONITORING WELL
- DEEP WELL
- RECOVERY WELL
- VAPOR EXTRACTION TEST WELL
- SOIL BORING
- UST CLOSURE SOIL SAMPLE LOCATION
- GRASS
- CONCRETE
- CURRENT AST
- CURRENT UST
- FORMER UST
- CURRENT UST PIT
- FORMER UST PIT
- DISPENSER ISLAND
- STORM DRAIN DROP INLET
- STORM CULVERT
- GROUNDWATER FLOW DIRECTION
- CONTOUR LINE (dashed where inferred)
- MW-1 (97.70) GROUNDWATER ELEVATION in feet (relative to an arbitrary datum)
- DISSOLVED TOTAL MASS LINE (dashed where inferred)
- MW-1 (2,770) DISSOLVED TOTAL MASS in ug/l
- (LPH) LIQUID PHASE HYDROCARBONS
- TELEPHONE POLE
- MANHOLE COVER
- BORDER
- CHAIN-LINK FENCE
- UNDERGROUND PHONE LINE
- OVERHEAD POWER LINE
- GAS LINE
- SANITARY SEWER LINE
- WATER LINE
- STORM SEWER LINE
- PRODUCT LINE
- FIRE HYDRANT
- TREES

NS: NOT SAMPLED

LPH LIQUID PHASE HYDROCARBONS

WATER SAMPLE LOCATION
DATE COLLECTED

B	BENZENE CONCENTRATION in ug/l
T	TOLUENE CONCENTRATION in ug/l
E	ETHYLBENZENE CONCENTRATION in ug/l
X	XYLENES CONCENTRATION in ug/l
M	MTBE CONCENTRATION IN mg/l
N	NAPHTHALENE CONCENTRATION in mg/l

CONSULTECH ENVIRONMENTAL, INC.

Environmental Consulting and Engineering © 1999

Delivering innovative solutions to today's environmental concerns

DRAWN: CJH	DATE: 4/27/09
UST# 08932	
PROJECT: HEALTH SELF SERV #2	
PROJECT No.: C-1383	
LOCATION: SUMTER, SC	

FIGURE 3
CHEMICALS OF CONCERN
IN GROUNDWATER
(April 2, 2009)

APPENDIX 1

GROUNDWATER LABORATORY ANALYTICAL RESULTS

Analytical Report 329466

for

Consultech Environmental, Inc.

Project Manager: Mark Creel

Semi Annual Sampling

15-APR-09

6017 Financial Dr., Norcross, GA 30071
Ph:(770) 449-8800 Fax:(770) 449-5477

Texas certification numbers:
Houston, TX T104704215-08B-TX - Odessa/Midland, TX T104704400-08-TX

Florida certification numbers:
Houston, TX E871002 - Miami, FL E86678 - Tampa, FL E86675
Miramar, FL E86349
Norcross(Atlanta), GA E87429

South Carolina certification numbers:
Norcross(Atlanta), GA 98015

North Carolina certification numbers:
Norcross(Atlanta), GA 483

Houston - Dallas - San Antonio - Tampa - Miami - Latin America
Midland - Corpus Christi - Atlanta

15-APR-09

Project Manager: **Mark Creel**
Consultech Environmental, Inc.
PO Box 5611
Cary, NC 27512

Reference: XENCO Report No: **329466**
Semi Annual Sampling
Project Address: South Carolina

Mark Creel:

We are reporting to you the results of the analyses performed on the samples received under the project name referenced above and identified with the XENCO Report Number 329466. All results being reported under this Report Number apply to the samples analyzed and properly identified with a Laboratory ID number. Subcontracted analyses are identified in this report with either the NELAC certification number of the subcontract lab in the analyst ID field, or the complete subcontracted report attached to this report.

Unless otherwise noted in a Case Narrative, all data reported in this Analytical Report are in compliance with NELAC standards. Estimation of data uncertainty for this report is found in the quality control section of this report unless otherwise noted. Should insufficient sample be provided to the laboratory to meet the method and NELAC Matrix Duplicate and Matrix Spike requirements, then the data will be analyzed, evaluated and reported using all other available quality control measures.

The validity and integrity of this report will remain intact as long as it is accompanied by this letter and reproduced in full, unless written approval is granted by XENCO Laboratories. This report will be filed for at least 5 years in our archives after which time it will be destroyed without further notice, unless otherwise arranged with you. The samples received, and described as recorded in Report No. 329466 will be filed for 60 days, and after that time they will be properly disposed without further notice, unless otherwise arranged with you. We reserve the right to return to you any unused samples, extracts or solutions related to them if we consider so necessary (e.g., samples identified as hazardous waste, sample sizes exceeding analytical standard practices, controlled substances under regulated protocols, etc).

We thank you for selecting XENCO Laboratories to serve your analytical needs. If you have any questions concerning this report, please feel free to contact us at any time.

Respectfully,

Dijana Piljak

Dijana Piljak
Project Manager

Recipient of the Prestigious Small Business Administration Award of Excellence in 1994.
Certified and approved by numerous States and Agencies.
A Small Business and Minority Status Company that delivers SERVICE and QUALITY
Houston - Dallas - San Antonio - Austin - Tampa - Miami - Atlanta - Corpus Christi - Latin America

Sample Cross Reference 329466

Consultech Environmental, Inc., Cary, NC

Semi Annual Sampling

Sample Id	Matrix	Date Collected	Sample Depth	Lab Sample Id
PANTRY MW-8	W	Apr-02-09 00:00		329466-001
PANTRY MW-5	W	Apr-02-09 00:00		329466-002
PANTRY MW-7	W	Apr-02-09 00:00		329466-003
PANTRY MW-9	W	Apr-02-09 00:00		329466-004
PANTRY MW-13	W	Apr-02-09 00:00		329466-005
PANTRY MW-14	W	Apr-02-09 00:00		329466-006
PANTRY MW-17	W	Apr-02-09 00:00		329466-007
PANTRY MW-22	W	Apr-02-09 00:00		329466-008
PANTRY MW-26	W	Apr-02-09 00:00		329466-009
PANTRY WSW-8	W	Apr-02-09 00:00		329466-010
PANTRY DW-1	W	Apr-02-09 00:00		329466-011
REMBERT MW-1	W	Apr-01-09 00:00		329466-012
REMBERT MW-1R	W	Apr-01-09 00:00		329466-013
REMBERT MW-2	W	Apr-01-09 00:00		329466-014
REMBERT MW-2R	W	Apr-01-09 00:00		329466-015
REMBERT MW-3	W	Apr-01-09 00:00		329466-016
REMBERT MW-3R	W	Apr-01-09 00:00		329466-017
REMBERT MW-8	W	Apr-01-09 00:00		329466-018
REMBERT MW-4R	W	Apr-01-09 00:00		329466-019
REMBERT MW-8R	W	Apr-01-09 00:00		329466-020
REMBERT MW-6	W	Apr-01-09 00:00		329466-021
REMBERT MW-6R	W	Apr-01-09 00:00		329466-022
REMBERT MW-9	W	Apr-01-09 00:00		329466-023
REMBERT MW-10	W	Apr-01-09 00:00		329466-024
REMBERT MW-11R	W	Apr-01-09 00:00		329466-025
REMBERT MW-14	W	Apr-01-09 00:00		329466-026
REMBERT MW-18	W	Apr-01-09 00:00		329466-027
REMBERT MW-19	W	Apr-01-09 00:00		329466-028
REMBERT MW-39	W	Apr-01-09 00:00		329466-029
REMBERT MW-40	W	Apr-01-09 00:00		329466-030
REMBERT WSW-1	W	Apr-01-09 00:00		329466-031
MAIN ST SHELL MW-2	W	Apr-02-09 00:00		329466-032
MAIN ST SHELL MW-3	W	Apr-02-09 00:00		329466-033
MAIN ST SHELL MW-6	W	Apr-02-09 00:00		329466-034
MAIN ST SHELL MW-7	W	Apr-02-09 00:00		329466-035
MAIN ST SHELL MW-10	W	Apr-02-09 00:00		329466-036
MAIN ST SHELL MW-11	W	Apr-02-09 00:00		329466-037
MAIN ST SHELL MW-12	W	Apr-02-09 00:00		329466-038
DON GRANTS MW-1	W	Apr-01-09 00:00		329466-039
DON GRANTS MW-2	W	Apr-01-09 00:00		329466-040
DON GRANTS MW-4	W	Apr-01-09 00:00		329466-041
DON GRANTS MW-13	W	Apr-01-09 00:00		329466-042
DON GRANTS WSW-1	W	Apr-01-09 00:00		329466-043

Sample Cross Reference 329466

Consultech Environmental, Inc., Cary, NC

Semi Annual Sampling

HEATH SELF SV MW-4	W	Apr-02-09 00:00	329466-044
HEATH SELF SV MW-5	W	Apr-02-09 00:00	329466-045
HEATH SELF SV MW-2	W	Apr-02-09 00:00	329466-046
HEATH SELF SV MW-6	W	Apr-02-09 00:00	329466-047
HEATH SELF SV MW-8	W	Apr-02-09 00:00	329466-048
HEATH SELF SV MW-9	W	Apr-02-09 00:00	329466-049
HEATH SELF SV MW-10	W	Apr-02-09 00:00	329466-050
HEATH SELF SV MW-12	W	Apr-02-09 00:00	329466-051
HEATH SELF SV MW-14	W	Apr-02-09 00:00	329466-052
HEATH SELF SV MW-20	W	Apr-02-09 00:00	329466-053
SAMS HANDY MART MW-2	W	Apr-03-09 00:00	329466-054
SAMS HANDY MART MW-5D	W	Apr-03-09 00:00	329466-055
SAMS HANDY MART MW-1	W	Apr-03-09 00:00	329466-056
SAMS HANDY MART MW-2D	W	Apr-03-09 00:00	329466-057
SAMS HANDY MART MW-4	W	Apr-03-09 00:00	329466-058
SAMS HANDY MART MW-5	W	Apr-03-09 00:00	329466-059
SAMS HANDY MART MW-14	W	Apr-03-09 00:00	329466-060

XENCO Laboratories

Certificate of Analytical Results 329466

Consultech Environmental, Inc., Cary, NC

Semi Annual Sampling

Sample Id: **HEATH SELF SV MW-4**	Matrix: **WATER**	% Moisture:
Lab Sample Id: **329466-044**	Date Collected: **Apr-02-09 00:00**	Date Received: **Apr-07-09 10:04**

Analytical Method: Select VOCs by SW-846 8260B Prep Method: SW5030B

Date Analyzed: Apr-10-09 13:57 Analyst: ANI Date Prep: Apr-10-09 09:01 Tech: ANI

Seq Number: 755598

Parameter	Cas Number	Result	PQL	MDL	Units	Flag	Dil
Benzene	71-43-2	U	1.00	0.160	ug/L	U	1
Ethylbenzene	100-41-4	U	1.00	0.190	ug/L	U	1
Methyl tert-butyl ether	1634-04-4	U	2.00	0.180	ug/L	U	1
Naphthalene	91-20-3	U	2.00	0.220	ug/L	U	1
Toluene	108-88-3	2.16	1.00	0.140	ug/L		1
m,p-Xylenes	179601-23-1	U	2.00	0.510	ug/L	U	1
o-Xylene	95-47-6	U	1.00	0.200	ug/L	U	1
Xylenes, Total	1330-20-7	U	1.00	0.200	ug/L	U	1

Project: SC UST Sites

Version: 1.009

XENCO Laboratories

Certificate of Analytical Results 329466

Consultech Environmental, Inc., Cary, NC

Semi Annual Sampling

Sample Id: **HEATH SELF SV MW-5** Matrix: **WATER** % Moisture:
Lab Sample Id: **329466-045** Date Collected: **Apr-02-09 00:00** Date Received: **Apr-07-09 10:04**

Analytical Method: Select VOCs by SW-846 8260B Prep Method: SW5030B

Date Analyzed: Apr-11-09 11:47 Analyst: ANI Date Prep: Apr-11-09 08:30 Tech: 4148
Seq Number: 755661

Parameter	Cas Number	Result	PQL	MDL	Units	Flag	Dil
Benzene	71-43-2	U	1.00	0.160	ug/L	U	1
Ethylbenzene	100-41-4	U	1.00	0.190	ug/L	U	1
Methyl tert-butyl ether	1634-04-4	10.2	2.00	0.180	ug/L		1
Naphthalene	91-20-3	U	2.00	0.220	ug/L	U	1
Toluene	108-88-3	U	1.00	0.140	ug/L	U	1
m,p-Xylenes	179601-23-1	U	2.00	0.510	ug/L	U	1
o-Xylene	95-47-6	U	1.00	0.200	ug/L	U	1
Xylenes, Total	1330-20-7	U	1.00	0.200	ug/L	U	1

Project: SC UST Sites

Version: 1.009

XENCO Laboratories

Certificate of Analytical Results 329466

Consultech Environmental, Inc., Cary, NC

Semi Annual Sampling

Sample Id: **HEATH SELF SV MW-2** Matrix: **WATER** % Moisture:
Lab Sample Id: **329466-046** Date Collected: **Apr-02-09 00:00** Date Received: **Apr-07-09 10:04**

Analytical Method: Select VOCs by SW-846 8260B Prep Method: SW5030B

Date Analyzed: Apr-10-09 17:55 Analyst: ANI Date Prep: Apr-10-09 09:01 Tech: ANI
Seq Number: 755598

Parameter	Cas Number	Result	PQL	MDL	Units	Flag	Dil
Benzene	71-43-2	367	20.0	3.20	ug/L		20
Ethylbenzene	100-41-4	947	20.0	3.80	ug/L		20
Methyl tert-butyl ether	1634-04-4	103	40.0	3.60	ug/L		20
Naphthalene	91-20-3	113	40.0	4.40	ug/L		20
Toluene	108-88-3	920	20.0	2.80	ug/L		20
m,p-Xylenes	179601-23-1	1770	40.0	10.2	ug/L		20
o-Xylene	95-47-6	419	20.0	4.00	ug/L		20
Xylenes, Total	1330-20-7	2189	20.0	4.00	ug/L		20

Project: SC UST Sites

Version: 1.009

XENCO Laboratories

Certificate of Analytical Results 329466

Consultech Environmental, Inc., Cary, NC

Semi Annual Sampling

Sample Id: **HEATH SELF SV MW-6**	Matrix: **WATER**	% Moisture:
Lab Sample Id: **329466-047**	Date Collected: **Apr-02-09 00:00**	Date Received: **Apr-07-09 10:04**

Analytical Method: Select VOCs by SW-846 8260B Prep Method: SW5030B

Date Analyzed: Apr-10-09 11:55 Analyst: ANI Date Prep: Apr-10-09 09:01 Tech: ANI

Seq Number: 755598

Parameter	Cas Number	Result	PQL	MDL	Units	Flag	Dil
Benzene	71-43-2	U	1.00	0.160	ug/L	U	1
Ethylbenzene	100-41-4	U	1.00	0.190	ug/L	U	1
Methyl tert-butyl ether	1634-04-4	U	2.00	0.180	ug/L	U	1
Naphthalene	91-20-3	U	2.00	0.220	ug/L	U	1
Toluene	108-88-3	U	1.00	0.140	ug/L	U	1
m,p-Xylenes	179601-23-1	U	2.00	0.510	ug/L	U	1
o-Xylene	95-47-6	U	1.00	0.200	ug/L	U	1
Xylenes, Total	1330-20-7	U	1.00	0.200	ug/L	U	1

Project: SC UST Sites

Version: 1.009

XENCO Laboratories

Certificate of Analytical Results 329466

Consultech Environmental, Inc., Cary, NC

Semi Annual Sampling

Sample Id: **HEATH SELF SV MW-8** Matrix: **WATER** % Moisture:

Lab Sample Id: **329466-048** Date Collected: **Apr-02-09 00:00** Date Received: **Apr-07-09 10:04**

Analytical Method: Select VOCs by SW-846 8260B Prep Method: SW5030B

Date Analyzed: Apr-10-09 18:22 Analyst: ANI Date Prep: Apr-10-09 09:01 Tech: ANI

Seq Number: 755598

Parameter	Cas Number	Result	PQL	MDL	Units	Flag	Dil
Benzene	71-43-2	683	20.0	3.20	ug/L		20
Ethylbenzene	100-41-4	690	20.0	3.80	ug/L		20
Methyl tert-butyl ether	1634-04-4	U	40.0	3.60	ug/L	U	20
Naphthalene	91-20-3	370	40.0	4.40	ug/L		20
Toluene	108-88-3	2300	20.0	2.80	ug/L		20
m,p-Xylenes	179601-23-1	5200	40.0	10.2	ug/L		20
o-Xylene	95-47-6	2460	20.0	4.00	ug/L		20
Xylenes, Total	1330-20-7	7660	20.0	4.00	ug/L		20

Project: SC UST Sites

Version: 1.009

XENCO Laboratories

Certificate of Analytical Results 329466

Consultech Environmental, Inc., Cary, NC

Semi Annual Sampling

Sample Id: **HEATH SELF SV MW-9** Matrix: **WATER** % Moisture:
Lab Sample Id: **329466-049** Date Collected: **Apr-02-09 00:00** Date Received: **Apr-07-09 10:04**

Analytical Method: Select VOCs by SW-846 8260B Prep Method: SW5030B

Date Analyzed: Apr-13-09 14:48 Analyst: 4148 Date Prep: Apr-13-09 07:44 Tech: 4148
Seq Number: 755792

Parameter	Cas Number	Result	PQL	MDL	Units	Flag	Dil
Benzene	71-43-2	12200	500.0	80.0	ug/L	D	500
Ethylbenzene	100-41-4	2850	50.0	9.50	ug/L		50
Methyl tert-butyl ether	1634-04-4	273	100	9.00	ug/L		50
Naphthalene	91-20-3	941	100	11.0	ug/L		50
Toluene	108-88-3	33800	500.0	70.0	ug/L	D	500
m,p-Xylenes	179601-23-1	19000	100	25.5	ug/L		50
o-Xylene	95-47-6	8390	50.0	10.0	ug/L		50
Xylenes, Total	1330-20-7	27390	50.00	10.00	ug/L		50

Project: SC UST Sites

Version: 1.009

XENCO Laboratories

Certificate of Analytical Results 329466

Consultech Environmental, Inc., Cary, NC

Semi Annual Sampling

Sample Id: **HEATH SELF SV MW-10** Matrix: **WATER** % Moisture:
Lab Sample Id: **329466-050** Date Collected: **Apr-02-09 00:00** Date Received: **Apr-07-09 10:04**

Analytical Method: Select VOCs by SW-846 8260B Prep Method: SW5030B

Date Analyzed: Apr-11-09 18:46 Analyst: ANI Date Prep: Apr-11-09 08:30 Tech: 4148
Seq Number: 755661

Parameter	Cas Number	Result	PQL	MDL	Units	Flag	Dil
Benzene	71-43-2	8260	50.00	8.00	ug/L	D	50
Ethylbenzene	100-41-4	3680	50.00	9.50	ug/L	D	50
Methyl tert-butyl ether	1634-04-4	U	2.00	0.180	ug/L	U	1
Naphthalene	91-20-3	1010	100.0	11.0	ug/L	D	50
Toluene	108-88-3	23700	200.0	28.0	ug/L	D	200
m,p-Xylenes	179601-23-1	18500	100.0	25.5	ug/L	D	50
o-Xylene	95-47-6	7610	50.00	10.0	ug/L	D	50
Xylenes, Total	1330-20-7	26110	200.0	40.00	ug/L	D	50

Project: SC UST Sites

Version: 1.009

XENCO Laboratories

Certificate of Analytical Results 329466

Consultech Environmental, Inc., Cary, NC

Semi Annual Sampling

Sample Id: **HEATH SELF SV MW-12** Matrix: **WATER** % Moisture:
Lab Sample Id: **329466-051** Date Collected: **Apr-02-09 00:00** Date Received: **Apr-07-09 10:04**

Analytical Method: Select VOCs by SW-846 8260B Prep Method: SW5030B

Date Analyzed: Apr-11-09 10:34 Analyst: ANI Date Prep: Apr-11-09 08:30 Tech: 4148
Seq Number: 755661

Parameter	Cas Number	Result	PQL	MDL	Units	Flag	Dil
Benzene	71-43-2	U	1.00	0.160	ug/L	U	1
Ethylbenzene	100-41-4	U	1.00	0.190	ug/L	U	1
Methyl tert-butyl ether	1634-04-4	U	2.00	0.180	ug/L	U	1
Naphthalene	91-20-3	U	2.00	0.220	ug/L	U	1
Toluene	108-88-3	U	1.00	0.140	ug/L	U	1
m,p-Xylenes	179601-23-1	U	2.00	0.510	ug/L	U	1
o-Xylene	95-47-6	U	1.00	0.200	ug/L	U	1
Xylenes, Total	1330-20-7	U	1.00	0.200	ug/L	U	1

Project: SC UST Sites

Version: 1.009

XENCO Laboratories

Certificate of Analytical Results 329466

Consultech Environmental, Inc., Cary, NC

Semi Annual Sampling

Sample Id: **HEATH SELF SV MW-14** Matrix: **WATER** % Moisture:
Lab Sample Id: **329466-052** Date Collected: **Apr-02-09 00:00** Date Received: **Apr-07-09 10:04**

Analytical Method: Select VOCs by SW-846 8260B Prep Method: SW5030B

Date Analyzed: Apr-10-09 12:44 Analyst: ANI Date Prep: Apr-10-09 09:01 Tech: ANI
Seq Number: 755598

Parameter	Cas Number	Result	PQL	MDL	Units	Flag	Dil
Benzene	71-43-2	U	1.00	0.160	ug/L	U	1
Ethylbenzene	100-41-4	U	1.00	0.190	ug/L	U	1
Methyl tert-butyl ether	1634-04-4	U	2.00	0.180	ug/L	U	1
Naphthalene	91-20-3	4.65	2.00	0.220	ug/L		1
Toluene	108-88-3	U	1.00	0.140	ug/L	U	1
m,p-Xylenes	179601-23-1	U	2.00	0.510	ug/L	U	1
o-Xylene	95-47-6	U	1.00	0.200	ug/L	U	1
Xylenes, Total	1330-20-7	U	1.00	0.200	ug/L	U	1

Project: SC UST Sites

Version: 1.009

XENCO Laboratories

Certificate of Analytical Results 329466

Consultech Environmental, Inc., Cary, NC

Semi Annual Sampling

Sample Id: **HEATH SELF SV MW-20** Matrix: **WATER** % Moisture:
Lab Sample Id: **329466-053** Date Collected: **Apr-02-09 00:00** Date Received: **Apr-07-09 10:04**

Analytical Method: Select VOCs by SW-846 8260B Prep Method: SW5030B

Date Analyzed: Apr-11-09 10:58 Analyst: ANI Date Prep: Apr-11-09 08:30 Tech: 4148
Seq Number: 755661

Parameter	Cas Number	Result	PQL	MDL	Units	Flag	Dil
Benzene	71-43-2	102	1.00	0.160	ug/L		1
Ethylbenzene	100-41-4	U	1.00	0.190	ug/L	U	1
Methyl tert-butyl ether	1634-04-4	U	2.00	0.180	ug/L	U	1
Naphthalene	91-20-3	59.5	2.00	0.220	ug/L		1
Toluene	108-88-3	U	1.00	0.140	ug/L	U	1
m,p-Xylenes	179601-23-1	U	2.00	0.510	ug/L	U	1
o-Xylene	95-47-6	4.02	1.00	0.200	ug/L		1
Xylenes, Total	1330-20-7	4.02	1.00	0.200	ug/L		1

Project: SC UST Sites

Version: 1.009

Flagging Criteria

X In our quality control review of the data a QC deficiency was observed and flagged as noted. MS/MSD recoveries were found to be outside of the laboratory control limits due to possible matrix /chemical interference, or a concentration of target analyte high enough to effect the recovery of the spike concentration. This condition could also effect the relative percent difference in the MS/MSD.

B A target analyte or common laboratory contaminant was identified in the method blank. Its presence indicates possible field or laboratory contamination.

D The sample(s) were diluted due to targets detected over the highest point of the calibration curve, or due to matrix interference. Dilution factors are included in the final results. The result is from a diluted sample.

E The data exceeds the upper calibration limit; therefore, the concentration is reported as estimated.

F RPD exceeded lab control limits.

J The target analyte was positively identified below the MQL and above the SQL.

U Analyte was not detected.

L The LCS data for this analytical batch was reported below the laboratory control limits for this analyte. The department supervisor and QA Director reviewed data. The samples were either reanalyzed or flagged as estimated concentrations.

H The LCS data for this analytical batch was reported above the laboratory control limits. Supporting QC Data were reviewed by the Department Supervisor and QA Director. Data were determined to be valid for reporting.

K Sample analyzed outside of recommended hold time.

JN A combination of the "N" and the "J" qualifier. The analysis indicates that the analyte is "tentatively identified" and the associated numerical value may not be consistent with the amount actually present in the environmental sample.

* Outside XENCO's scope of NELAC Accreditation.

Form 2 - Surrogate Recoveries

Project Name: Semi Annual Sampling

Work Orders : 329466,

Project ID:

Lab Batch #: 755588 **Sample:** 528152-1-BKS / BKS **Batch:** 1 **Matrix:** Water

Units: ug/L **Date Analyzed:** 04/10/09 07:39

Select VOCs by SW-846 8260B	SURROGATE RECOVERY STUDY				
Analytes	Amount Found [A]	True Amount [B]	Recovery %R [D]	Control Limits %R	Flags
1,2-Dichloroethane-D4	44.04	50.00	88	53-159	
4-Bromofluorobenzene	45.71	50.00	91	30-186	
Toluene-D8	47.13	50.00	94	70-130	

Lab Batch #: 755588 **Sample:** 528152-1-BLK / BLK **Batch:** 1 **Matrix:** Water

Units: ug/L **Date Analyzed:** 04/10/09 08:07

Select VOCs by SW-846 8260B	SURROGATE RECOVERY STUDY				
Analytes	Amount Found [A]	True Amount [B]	Recovery %R [D]	Control Limits %R	Flags
1,2-Dichloroethane-D4	43.96	50.00	88	53-159	
4-Bromofluorobenzene	45.30	50.00	91	30-186	
Toluene-D8	46.60	50.00	93	70-130	

Lab Batch #: 755588 **Sample:** 329466-001 / SMP **Batch:** 1 **Matrix:** Water

Units: ug/L **Date Analyzed:** 04/10/09 09:31

Select VOCs by SW-846 8260B	SURROGATE RECOVERY STUDY				
Analytes	Amount Found [A]	True Amount [B]	Recovery %R [D]	Control Limits %R	Flags
1,2-Dichloroethane-D4	40.58	50.00	81	53-159	
4-Bromofluorobenzene	46.11	50.00	92	30-186	
Toluene-D8	47.36	50.00	95	70-130	

Lab Batch #: 755588 **Sample:** 329466-003 / SMP **Batch:** 1 **Matrix:** Water

Units: ug/L **Date Analyzed:** 04/10/09 10:27

Select VOCs by SW-846 8260B	SURROGATE RECOVERY STUDY				
Analytes	Amount Found [A]	True Amount [B]	Recovery %R [D]	Control Limits %R	Flags
1,2-Dichloroethane-D4	44.27	50.00	89	53-159	
4-Bromofluorobenzene	44.79	50.00	90	30-186	
Toluene-D8	46.96	50.00	94	70-130	

** Surrogates outside limits; data and surrogates confirmed by reanalysis

*** Poor recoveries due to dilution

Surrogate Recovery [D] = 100 * A / B

All results are based on MDL and validated for QC purposes.

Form 2 - Surrogate Recoveries

Project Name: Semi Annual Sampling

Work Orders : 329466,

Project ID:

Lab Batch #: 755588 **Sample:** 329466-002 / SMP **Batch:** 1 **Matrix:** Water

Units: ug/L **Date Analyzed:** 04/10/09 10:55

Select VOCs by SW-846 8260B	SURROGATE RECOVERY STUDY				
Analytes	Amount Found [A]	True Amount [B]	Recovery %R [D]	Control Limits %R	Flags
1,2-Dichloroethane-D4	44.91	50.00	90	53-159	
4-Bromofluorobenzene	45.69	50.00	91	30-186	
Toluene-D8	46.33	50.00	93	70-130	

Lab Batch #: 755588 **Sample:** 329466-004 / SMP **Batch:** 1 **Matrix:** Water

Units: ug/L **Date Analyzed:** 04/10/09 11:23

Select VOCs by SW-846 8260B	SURROGATE RECOVERY STUDY				
Analytes	Amount Found [A]	True Amount [B]	Recovery %R [D]	Control Limits %R	Flags
1,2-Dichloroethane-D4	45.06	50.00	90	53-159	
4-Bromofluorobenzene	45.21	50.00	90	30-186	
Toluene-D8	46.50	50.00	93	70-130	

Lab Batch #: 755588 **Sample:** 329466-005 / SMP **Batch:** 1 **Matrix:** Water

Units: ug/L **Date Analyzed:** 04/10/09 11:51

Select VOCs by SW-846 8260B	SURROGATE RECOVERY STUDY				
Analytes	Amount Found [A]	True Amount [B]	Recovery %R [D]	Control Limits %R	Flags
1,2-Dichloroethane-D4	40.75	50.00	82	53-159	
4-Bromofluorobenzene	48.55	50.00	97	30-186	
Toluene-D8	49.88	50.00	100	70-130	

Lab Batch #: 755588 **Sample:** 329466-005 / DL **Batch:** 1 **Matrix:** Water

Units: ug/L **Date Analyzed:** 04/10/09 12:19

Select VOCs by SW-846 8260B	SURROGATE RECOVERY STUDY				
Analytes	Amount Found [A]	True Amount [B]	Recovery %R [D]	Control Limits %R	Flags
1,2-Dichloroethane-D4	44.33	50.00	89	53-159	
4-Bromofluorobenzene	46.01	50.00	92	30-186	
Toluene-D8	46.78	50.00	94	70-130	

** Surrogates outside limits; data and surrogates confirmed by reanalysis

*** Poor recoveries due to dilution

Surrogate Recovery [D] = 100 * A / B

All results are based on MDL and validated for QC purposes.

Form 2 - Surrogate Recoveries

Project Name: Semi Annual Sampling

Work Orders : 329466,

Project ID:

Lab Batch #: 755588 **Sample:** 329466-001 / DL **Batch:** 1 **Matrix:** Water

Units: ug/L **Date Analyzed:** 04/10/09 14:40

Select VOCs by SW-846 8260B	SURROGATE RECOVERY STUDY				
Analytes	Amount Found [A]	True Amount [B]	Recovery %R [D]	Control Limits %R	Flags
1,2-Dichloroethane-D4	44.18	50.00	88	53-159	
4-Bromofluorobenzene	44.82	50.00	90	30-186	
Toluene-D8	46.80	50.00	94	70-130	

Lab Batch #: 755588 **Sample:** 329466-018 / SMP **Batch:** 1 **Matrix:** Water

Units: ug/L **Date Analyzed:** 04/10/09 15:36

Select VOCs by SW-846 8260B	SURROGATE RECOVERY STUDY				
Analytes	Amount Found [A]	True Amount [B]	Recovery %R [D]	Control Limits %R	Flags
1,2-Dichloroethane-D4	45.70	50.00	91	53-159	
4-Bromofluorobenzene	48.00	50.00	96	30-186	
Toluene-D8	48.02	50.00	96	70-130	

Lab Batch #: 755588 **Sample:** 329466-016 / SMP **Batch:** 1 **Matrix:** Water

Units: ug/L **Date Analyzed:** 04/10/09 16:33

Select VOCs by SW-846 8260B	SURROGATE RECOVERY STUDY				
Analytes	Amount Found [A]	True Amount [B]	Recovery %R [D]	Control Limits %R	Flags
1,2-Dichloroethane-D4	43.71	50.00	87	53-159	
4-Bromofluorobenzene	45.55	50.00	91	30-186	
Toluene-D8	46.67	50.00	93	70-130	

Lab Batch #: 755588 **Sample:** 329466-015 / SMP **Batch:** 1 **Matrix:** Water

Units: ug/L **Date Analyzed:** 04/10/09 17:02

Select VOCs by SW-846 8260B	SURROGATE RECOVERY STUDY				
Analytes	Amount Found [A]	True Amount [B]	Recovery %R [D]	Control Limits %R	Flags
1,2-Dichloroethane-D4	44.24	50.00	88	53-159	
4-Bromofluorobenzene	45.63	50.00	91	30-186	
Toluene-D8	46.43	50.00	93	70-130	

** Surrogates outside limits; data and surrogates confirmed by reanalysis

*** Poor recoveries due to dilution

Surrogate Recovery [D] = 100 * A / B

All results are based on MDL and validated for QC purposes.

Form 2 - Surrogate Recoveries

Project Name: Semi Annual Sampling

Work Orders : 329466,

Project ID:

Lab Batch #: 755588 **Sample:** 329466-002 S / MS **Batch:** 1 **Matrix:** Water

Units: ug/L **Date Analyzed:** 04/10/09 17:30

Select VOCs by SW-846 8260B	SURROGATE RECOVERY STUDY				
Analytes	Amount Found [A]	True Amount [B]	Recovery %R [D]	Control Limits %R	Flags
1,2-Dichloroethane-D4	43.85	50.00	88	53-159	
4-Bromofluorobenzene	45.49	50.00	91	30-186	
Toluene-D8	46.76	50.00	94	70-130	

Lab Batch #: 755588 **Sample:** 329466-002 SD / MSD **Batch:** 1 **Matrix:** Water

Units: ug/L **Date Analyzed:** 04/10/09 17:59

Select VOCs by SW-846 8260B	SURROGATE RECOVERY STUDY				
Analytes	Amount Found [A]	True Amount [B]	Recovery %R [D]	Control Limits %R	Flags
1,2-Dichloroethane-D4	43.55	50.00	87	53-159	
4-Bromofluorobenzene	45.65	50.00	91	30-186	
Toluene-D8	46.58	50.00	93	70-130	

Lab Batch #: 755598 **Sample:** 528154-1-BKS / BKS **Batch:** 1 **Matrix:** Water

Units: ug/L **Date Analyzed:** 04/10/09 09:52

Select VOCs by SW-846 8260B	SURROGATE RECOVERY STUDY				
Analytes	Amount Found [A]	True Amount [B]	Recovery %R [D]	Control Limits %R	Flags
1,2-Dichloroethane-D4	50.11	50.00	100	53-159	
4-Bromofluorobenzene	50.89	50.00	102	30-186	
Toluene-D8	50.19	50.00	100	70-130	

Lab Batch #: 755598 **Sample:** 528154-1-BLK / BLK **Batch:** 1 **Matrix:** Water

Units: ug/L **Date Analyzed:** 04/10/09 10:41

Select VOCs by SW-846 8260B	SURROGATE RECOVERY STUDY				
Analytes	Amount Found [A]	True Amount [B]	Recovery %R [D]	Control Limits %R	Flags
1,2-Dichloroethane-D4	53.92	50.00	108	53-159	
4-Bromofluorobenzene	51.65	50.00	103	30-186	
Toluene-D8	48.39	50.00	97	70-130	

** Surrogates outside limits; data and surrogates confirmed by reanalysis

*** Poor recoveries due to dilution

Surrogate Recovery [D] = 100 * A / B

All results are based on MDL and validated for QC purposes.

XENCO Laboratories

Form 2 - Surrogate Recoveries

Project Name: Semi Annual Sampling

Work Orders : 329466,

Project ID:

Lab Batch #: 755598 **Sample:** 329466-041 / SMP **Batch:** 1 **Matrix:** Water

Units: ug/L **Date Analyzed:** 04/10/09 11:06

Select VOCs by SW-846 8260B	SURROGATE RECOVERY STUDY				
Analytes	Amount Found [A]	True Amount [B]	Recovery %R [D]	Control Limits %R	Flags
1,2-Dichloroethane-D4	52.39	50.00	105	53-159	
4-Bromofluorobenzene	47.19	50.00	94	30-186	
Toluene-D8	50.24	50.00	100	70-130	

Lab Batch #: 755598 **Sample:** 329466-047 / SMP **Batch:** 1 **Matrix:** Water

Units: ug/L **Date Analyzed:** 04/10/09 11:55

Select VOCs by SW-846 8260B	SURROGATE RECOVERY STUDY				
Analytes	Amount Found [A]	True Amount [B]	Recovery %R [D]	Control Limits %R	Flags
1,2-Dichloroethane-D4	49.63	50.00	99	53-159	
4-Bromofluorobenzene	50.50	50.00	101	30-186	
Toluene-D8	48.41	50.00	97	70-130	

Lab Batch #: 755598 **Sample:** 329466-043 / SMP **Batch:** 1 **Matrix:** Water

Units: ug/L **Date Analyzed:** 04/10/09 12:20

Select VOCs by SW-846 8260B	SURROGATE RECOVERY STUDY				
Analytes	Amount Found [A]	True Amount [B]	Recovery %R [D]	Control Limits %R	Flags
1,2-Dichloroethane-D4	52.33	50.00	105	53-159	
4-Bromofluorobenzene	52.05	50.00	104	30-186	
Toluene-D8	48.89	50.00	98	70-130	

Lab Batch #: 755598 **Sample:** 329466-052 / SMP **Batch:** 1 **Matrix:** Water

Units: ug/L **Date Analyzed:** 04/10/09 12:44

Select VOCs by SW-846 8260B	SURROGATE RECOVERY STUDY				
Analytes	Amount Found [A]	True Amount [B]	Recovery %R [D]	Control Limits %R	Flags
1,2-Dichloroethane-D4	55.26	50.00	111	53-159	
4-Bromofluorobenzene	49.85	50.00	100	30-186	
Toluene-D8	47.71	50.00	95	70-130	

** Surrogates outside limits; data and surrogates confirmed by reanalysis

*** Poor recoveries due to dilution

Surrogate Recovery [D] = 100 * A / B

All results are based on MDL and validated for QC purposes.

XENCO Laboratories

Form 2 - Surrogate Recoveries

Project Name: Semi Annual Sampling

Work Orders : 329466,

Project ID:

Lab Batch #: 755598 **Sample:** 329466-054 / SMP **Batch:** 1 **Matrix:** Water

Units: ug/L **Date Analyzed:** 04/10/09 13:08

Select VOCs by SW-846 8260B	SURROGATE RECOVERY STUDY				
Analytes	Amount Found [A]	True Amount [B]	Recovery %R [D]	Control Limits %R	Flags
1,2-Dichloroethane-D4	55.40	50.00	111	53-159	
4-Bromofluorobenzene	50.76	50.00	102	30-186	
Toluene-D8	48.86	50.00	98	70-130	

Lab Batch #: 755598 **Sample:** 329466-055 / SMP **Batch:** 1 **Matrix:** Water

Units: ug/L **Date Analyzed:** 04/10/09 13:32

Select VOCs by SW-846 8260B	SURROGATE RECOVERY STUDY				
Analytes	Amount Found [A]	True Amount [B]	Recovery %R [D]	Control Limits %R	Flags
1,2-Dichloroethane-D4	58.61	50.00	117	53-159	
4-Bromofluorobenzene	53.49	50.00	107	30-186	
Toluene-D8	48.15	50.00	96	70-130	

Lab Batch #: 755598 **Sample:** 329466-044 / SMP **Batch:** 1 **Matrix:** Water

Units: ug/L **Date Analyzed:** 04/10/09 13:57

Select VOCs by SW-846 8260B	SURROGATE RECOVERY STUDY				
Analytes	Amount Found [A]	True Amount [B]	Recovery %R [D]	Control Limits %R	Flags
1,2-Dichloroethane-D4	60.10	50.00	120	53-159	
4-Bromofluorobenzene	52.71	50.00	105	30-186	
Toluene-D8	46.33	50.00	93	70-130	

Lab Batch #: 755598 **Sample:** 329466-058 / SMP **Batch:** 1 **Matrix:** Water

Units: ug/L **Date Analyzed:** 04/10/09 14:21

Select VOCs by SW-846 8260B	SURROGATE RECOVERY STUDY				
Analytes	Amount Found [A]	True Amount [B]	Recovery %R [D]	Control Limits %R	Flags
1,2-Dichloroethane-D4	58.71	50.00	117	53-159	
4-Bromofluorobenzene	52.29	50.00	105	30-186	
Toluene-D8	46.33	50.00	93	70-130	

** Surrogates outside limits; data and surrogates confirmed by reanalysis

*** Poor recoveries due to dilution

Surrogate Recovery [D] = 100 * A / B

All results are based on MDL and validated for QC purposes.

Form 2 - Surrogate Recoveries

Project Name: Semi Annual Sampling

Work Orders : 329466,

Project ID:

Lab Batch #: 755598 **Sample:** 329466-058 / DL **Batch:** 1 **Matrix:** Water

Units: ug/L **Date Analyzed:** 04/10/09 15:14

Select VOCs by SW-846 8260B Analytes	SURROGATE RECOVERY STUDY Amount Found [A]	True Amount [B]	Recovery %R [D]	Control Limits %R	Flags
1,2-Dichloroethane-D4	53.74	50.00	107	53-159	
4-Bromofluorobenzene	51.38	50.00	103	30-186	
Toluene-D8	48.09	50.00	96	70-130	

Lab Batch #: 755598 **Sample:** 329466-056 / SMP **Batch:** 1 **Matrix:** Water

Units: ug/L **Date Analyzed:** 04/10/09 16:08

Select VOCs by SW-846 8260B Analytes	SURROGATE RECOVERY STUDY Amount Found [A]	True Amount [B]	Recovery %R [D]	Control Limits %R	Flags
1,2-Dichloroethane-D4	55.92	50.00	112	53-159	
4-Bromofluorobenzene	51.67	50.00	103	30-186	
Toluene-D8	49.35	50.00	99	70-130	

Lab Batch #: 755598 **Sample:** 329466-059 / SMP **Batch:** 1 **Matrix:** Water

Units: ug/L **Date Analyzed:** 04/10/09 16:34

Select VOCs by SW-846 8260B Analytes	SURROGATE RECOVERY STUDY Amount Found [A]	True Amount [B]	Recovery %R [D]	Control Limits %R	Flags
1,2-Dichloroethane-D4	52.51	50.00	105	53-159	
4-Bromofluorobenzene	49.92	50.00	100	30-186	
Toluene-D8	47.96	50.00	96	70-130	

Lab Batch #: 755598 **Sample:** 329466-060 / SMP **Batch:** 1 **Matrix:** Water

Units: ug/L **Date Analyzed:** 04/10/09 17:01

Select VOCs by SW-846 8260B Analytes	SURROGATE RECOVERY STUDY Amount Found [A]	True Amount [B]	Recovery %R [D]	Control Limits %R	Flags
1,2-Dichloroethane-D4	50.07	50.00	100	53-159	
4-Bromofluorobenzene	49.89	50.00	100	30-186	
Toluene-D8	48.01	50.00	96	70-130	

** Surrogates outside limits; data and surrogates confirmed by reanalysis

*** Poor recoveries due to dilution

Surrogate Recovery [D] = 100 * A / B

All results are based on MDL and validated for QC purposes.

Form 2 - Surrogate Recoveries

Project Name: Semi Annual Sampling

Work Orders : 329466,

Project ID:

Lab Batch #: 755598 **Sample:** 329466-042 / SMP **Batch:** 1 **Matrix:** Water

Units: ug/L **Date Analyzed:** 04/10/09 17:28

Select VOCs by SW-846 8260B	SURROGATE RECOVERY STUDY				
Analytes	Amount Found [A]	True Amount [B]	Recovery %R [D]	Control Limits %R	Flags
1,2-Dichloroethane-D4	46.03	50.00	92	53-159	
4-Bromofluorobenzene	49.31	50.00	99	30-186	
Toluene-D8	49.13	50.00	98	70-130	

Lab Batch #: 755598 **Sample:** 329466-046 / SMP **Batch:** 1 **Matrix:** Water

Units: ug/L **Date Analyzed:** 04/10/09 17:55

Select VOCs by SW-846 8260B	SURROGATE RECOVERY STUDY				
Analytes	Amount Found [A]	True Amount [B]	Recovery %R [D]	Control Limits %R	Flags
1,2-Dichloroethane-D4	46.51	50.00	93	53-159	
4-Bromofluorobenzene	51.27	50.00	103	30-186	
Toluene-D8	48.88	50.00	98	70-130	

Lab Batch #: 755598 **Sample:** 329466-048 / SMP **Batch:** 1 **Matrix:** Water

Units: ug/L **Date Analyzed:** 04/10/09 18:22

Select VOCs by SW-846 8260B	SURROGATE RECOVERY STUDY				
Analytes	Amount Found [A]	True Amount [B]	Recovery %R [D]	Control Limits %R	Flags
1,2-Dichloroethane-D4	46.80	50.00	94	53-159	
4-Bromofluorobenzene	50.01	50.00	100	30-186	
Toluene-D8	49.44	50.00	99	70-130	

Lab Batch #: 755598 **Sample:** 329466-041 / DL **Batch:** 1 **Matrix:** Water

Units: ug/L **Date Analyzed:** 04/10/09 18:49

Select VOCs by SW-846 8260B	SURROGATE RECOVERY STUDY				
Analytes	Amount Found [A]	True Amount [B]	Recovery %R [D]	Control Limits %R	Flags
1,2-Dichloroethane-D4	46.85	50.00	94	53-159	
4-Bromofluorobenzene	49.64	50.00	99	30-186	
Toluene-D8	49.37	50.00	99	70-130	

** Surrogates outside limits; data and surrogates confirmed by reanalysis

*** Poor recoveries due to dilution

Surrogate Recovery [D] = 100 * A / B

All results are based on MDL and validated for QC purposes.

XENCO Laboratories

Form 2 - Surrogate Recoveries

Project Name: Semi Annual Sampling

Work Orders : 329466,

Project ID:

Lab Batch #: 755598 **Sample:** 329466-043 S / MS **Batch:** 1 **Matrix:** Water

Units: ug/L **Date Analyzed:** 04/10/09 19:38

Select VOCs by SW-846 8260B	SURROGATE RECOVERY STUDY				
Analytes	Amount Found [A]	True Amount [B]	Recovery %R [D]	Control Limits %R	Flags
1,2-Dichloroethane-D4	47.17	50.00	94	53-159	
4-Bromofluorobenzene	49.95	50.00	100	30-186	
Toluene-D8	49.43	50.00	99	70-130	

Lab Batch #: 755598 **Sample:** 329466-043 SD / MSD **Batch:** 1 **Matrix:** Water

Units: ug/L **Date Analyzed:** 04/10/09 20:02

Select VOCs by SW-846 8260B	SURROGATE RECOVERY STUDY				
Analytes	Amount Found [A]	True Amount [B]	Recovery %R [D]	Control Limits %R	Flags
1,2-Dichloroethane-D4	46.10	50.00	92	53-159	
4-Bromofluorobenzene	51.12	50.00	102	30-186	
Toluene-D8	49.85	50.00	100	70-130	

Lab Batch #: 755654 **Sample:** 528192-1-BKS / BKS **Batch:** 1 **Matrix:** Water

Units: ug/L **Date Analyzed:** 04/11/09 09:20

Select VOCs by SW-846 8260B	SURROGATE RECOVERY STUDY				
Analytes	Amount Found [A]	True Amount [B]	Recovery %R [D]	Control Limits %R	Flags
1,2-Dichloroethane-D4	40.53	50.00	81	53-159	
4-Bromofluorobenzene	45.50	50.00	91	30-186	
Toluene-D8	46.61	50.00	93	70-130	

Lab Batch #: 755654 **Sample:** 528192-1-BLK / BLK **Batch:** 1 **Matrix:** Water

Units: ug/L **Date Analyzed:** 04/11/09 09:48

Select VOCs by SW-846 8260B	SURROGATE RECOVERY STUDY				
Analytes	Amount Found [A]	True Amount [B]	Recovery %R [D]	Control Limits %R	Flags
1,2-Dichloroethane-D4	39.65	50.00	79	53-159	
4-Bromofluorobenzene	45.39	50.00	91	30-186	
Toluene-D8	45.92	50.00	92	70-130	

** Surrogates outside limits; data and surrogates confirmed by reanalysis

*** Poor recoveries due to dilution

Surrogate Recovery [D] = 100 * A / B

All results are based on MDL and validated for QC purposes.

XENCO Laboratories

Form 2 - Surrogate Recoveries

Project Name: Semi Annual Sampling

Work Orders : 329466,

Project ID:

Lab Batch #: 755654 **Sample:** 329466-008 / SMP **Batch:** 1 **Matrix:** Water

Units: ug/L **Date Analyzed:** 04/11/09 10:16

Select VOCs by SW-846 8260B	SURROGATE RECOVERY STUDY				
Analytes	Amount Found [A]	True Amount [B]	Recovery %R [D]	Control Limits %R	Flags
1,2-Dichloroethane-D4	40.43	50.00	81	53-159	
4-Bromofluorobenzene	45.74	50.00	91	30-186	
Toluene-D8	46.08	50.00	92	70-130	

Lab Batch #: 755654 **Sample:** 329466-009 / SMP **Batch:** 1 **Matrix:** Water

Units: ug/L **Date Analyzed:** 04/11/09 10:44

Select VOCs by SW-846 8260B	SURROGATE RECOVERY STUDY				
Analytes	Amount Found [A]	True Amount [B]	Recovery %R [D]	Control Limits %R	Flags
1,2-Dichloroethane-D4	40.22	50.00	80	53-159	
4-Bromofluorobenzene	45.72	50.00	91	30-186	
Toluene-D8	45.78	50.00	92	70-130	

Lab Batch #: 755654 **Sample:** 329466-010 / SMP **Batch:** 1 **Matrix:** Water

Units: ug/L **Date Analyzed:** 04/11/09 11:12

Select VOCs by SW-846 8260B	SURROGATE RECOVERY STUDY				
Analytes	Amount Found [A]	True Amount [B]	Recovery %R [D]	Control Limits %R	Flags
1,2-Dichloroethane-D4	39.62	50.00	79	53-159	
4-Bromofluorobenzene	46.06	50.00	92	30-186	
Toluene-D8	46.29	50.00	93	70-130	

Lab Batch #: 755654 **Sample:** 329466-011 / SMP **Batch:** 1 **Matrix:** Water

Units: ug/L **Date Analyzed:** 04/11/09 11:39

Select VOCs by SW-846 8260B	SURROGATE RECOVERY STUDY				
Analytes	Amount Found [A]	True Amount [B]	Recovery %R [D]	Control Limits %R	Flags
1,2-Dichloroethane-D4	40.38	50.00	81	53-159	
4-Bromofluorobenzene	45.46	50.00	91	30-186	
Toluene-D8	46.09	50.00	92	70-130	

** Surrogates outside limits; data and surrogates confirmed by reanalysis

*** Poor recoveries due to dilution

Surrogate Recovery [D] = 100 * A / B

All results are based on MDL and validated for QC purposes.

XENCO Laboratories

Form 2 - Surrogate Recoveries

Project Name: Semi Annual Sampling

Work Orders : 329466,

Project ID:

Lab Batch #: 755654 **Sample:** 329466-012 / SMP **Batch:** 1 **Matrix:** Water

Units: ug/L **Date Analyzed:** 04/11/09 12:07

Select VOCs by SW-846 8260B	SURROGATE RECOVERY STUDY				
Analytes	Amount Found [A]	True Amount [B]	Recovery %R [D]	Control Limits %R	Flags
1,2-Dichloroethane-D4	40.58	50.00	81	53-159	
4-Bromofluorobenzene	45.11	50.00	90	30-186	
Toluene-D8	46.52	50.00	93	70-130	

Lab Batch #: 755654 **Sample:** 329466-007 / SMP **Batch:** 1 **Matrix:** Water

Units: ug/L **Date Analyzed:** 04/11/09 12:35

Select VOCs by SW-846 8260B	SURROGATE RECOVERY STUDY				
Analytes	Amount Found [A]	True Amount [B]	Recovery %R [D]	Control Limits %R	Flags
1,2-Dichloroethane-D4	39.97	50.00	80	53-159	
4-Bromofluorobenzene	44.85	50.00	90	30-186	
Toluene-D8	46.42	50.00	93	70-130	

Lab Batch #: 755654 **Sample:** 329466-018 / DL **Batch:** 1 **Matrix:** Water

Units: ug/L **Date Analyzed:** 04/11/09 13:03

Select VOCs by SW-846 8260B	SURROGATE RECOVERY STUDY				
Analytes	Amount Found [A]	True Amount [B]	Recovery %R [D]	Control Limits %R	Flags
1,2-Dichloroethane-D4	39.12	50.00	78	53-159	
4-Bromofluorobenzene	45.13	50.00	90	30-186	
Toluene-D8	46.55	50.00	93	70-130	

Lab Batch #: 755654 **Sample:** 329466-031 / SMP **Batch:** 1 **Matrix:** Water

Units: ug/L **Date Analyzed:** 04/11/09 13:31

Select VOCs by SW-846 8260B	SURROGATE RECOVERY STUDY				
Analytes	Amount Found [A]	True Amount [B]	Recovery %R [D]	Control Limits %R	Flags
1,2-Dichloroethane-D4	39.86	50.00	80	53-159	
4-Bromofluorobenzene	45.70	50.00	91	30-186	
Toluene-D8	45.64	50.00	91	70-130	

** Surrogates outside limits; data and surrogates confirmed by reanalysis

*** Poor recoveries due to dilution

Surrogate Recovery [D] = 100 * A / B

All results are based on MDL and validated for QC purposes.

XENCO Laboratories

Form 2 - Surrogate Recoveries

Project Name: Semi Annual Sampling

Work Orders : 329466,

Project ID:

Lab Batch #: 755654 **Sample:** 329466-032 / SMP **Batch:** 1 **Matrix:** Water

Units: ug/L **Date Analyzed:** 04/11/09 13:59

Select VOCs by SW-846 8260B	SURROGATE RECOVERY STUDY				
Analytes	Amount Found [A]	True Amount [B]	Recovery %R [D]	Control Limits %R	Flags
1,2-Dichloroethane-D4	40.81	50.00	82	53-159	
4-Bromofluorobenzene	44.97	50.00	90	30-186	
Toluene-D8	46.31	50.00	93	70-130	

Lab Batch #: 755654 **Sample:** 329466-033 / SMP **Batch:** 1 **Matrix:** Water

Units: ug/L **Date Analyzed:** 04/11/09 14:27

Select VOCs by SW-846 8260B	SURROGATE RECOVERY STUDY				
Analytes	Amount Found [A]	True Amount [B]	Recovery %R [D]	Control Limits %R	Flags
1,2-Dichloroethane-D4	39.51	50.00	79	53-159	
4-Bromofluorobenzene	45.16	50.00	90	30-186	
Toluene-D8	46.33	50.00	93	70-130	

Lab Batch #: 755654 **Sample:** 329466-034 / SMP **Batch:** 1 **Matrix:** Water

Units: ug/L **Date Analyzed:** 04/11/09 14:55

Select VOCs by SW-846 8260B	SURROGATE RECOVERY STUDY				
Analytes	Amount Found [A]	True Amount [B]	Recovery %R [D]	Control Limits %R	Flags
1,2-Dichloroethane-D4	40.63	50.00	81	53-159	
4-Bromofluorobenzene	46.08	50.00	92	30-186	
Toluene-D8	46.32	50.00	93	70-130	

Lab Batch #: 755654 **Sample:** 329466-035 / SMP **Batch:** 1 **Matrix:** Water

Units: ug/L **Date Analyzed:** 04/11/09 15:23

Select VOCs by SW-846 8260B	SURROGATE RECOVERY STUDY				
Analytes	Amount Found [A]	True Amount [B]	Recovery %R [D]	Control Limits %R	Flags
1,2-Dichloroethane-D4	40.29	50.00	81	53-159	
4-Bromofluorobenzene	45.28	50.00	91	30-186	
Toluene-D8	46.38	50.00	93	70-130	

** Surrogates outside limits; data and surrogates confirmed by reanalysis

*** Poor recoveries due to dilution

Surrogate Recovery [D] = 100 * A / B

All results are based on MDL and validated for QC purposes.

Form 2 - Surrogate Recoveries

Project Name: Semi Annual Sampling

Work Orders : 329466,

Project ID:

Lab Batch #: 755654 **Sample:** 329466-036 / SMP **Batch:** 1 **Matrix:** Water

Units: ug/L **Date Analyzed:** 04/11/09 15:51

Select VOCs by SW-846 8260B	SURROGATE RECOVERY STUDY				
Analytes	Amount Found [A]	True Amount [B]	Recovery %R [D]	Control Limits %R	Flags
1,2-Dichloroethane-D4	40.39	50.00	81	53-159	
4-Bromofluorobenzene	45.11	50.00	90	30-186	
Toluene-D8	46.38	50.00	93	70-130	

Lab Batch #: 755654 **Sample:** 329466-037 / SMP **Batch:** 1 **Matrix:** Water

Units: ug/L **Date Analyzed:** 04/11/09 16:19

Select VOCs by SW-846 8260B	SURROGATE RECOVERY STUDY				
Analytes	Amount Found [A]	True Amount [B]	Recovery %R [D]	Control Limits %R	Flags
1,2-Dichloroethane-D4	39.78	50.00	80	53-159	
4-Bromofluorobenzene	45.59	50.00	91	30-186	
Toluene-D8	46.91	50.00	94	70-130	

Lab Batch #: 755654 **Sample:** 329466-038 / SMP **Batch:** 1 **Matrix:** Water

Units: ug/L **Date Analyzed:** 04/11/09 16:47

Select VOCs by SW-846 8260B	SURROGATE RECOVERY STUDY				
Analytes	Amount Found [A]	True Amount [B]	Recovery %R [D]	Control Limits %R	Flags
1,2-Dichloroethane-D4	39.90	50.00	80	53-159	
4-Bromofluorobenzene	45.96	50.00	92	30-186	
Toluene-D8	46.41	50.00	93	70-130	

Lab Batch #: 755654 **Sample:** 329466-040 / SMP **Batch:** 1 **Matrix:** Water

Units: ug/L **Date Analyzed:** 04/11/09 17:15

Select VOCs by SW-846 8260B	SURROGATE RECOVERY STUDY				
Analytes	Amount Found [A]	True Amount [B]	Recovery %R [D]	Control Limits %R	Flags
1,2-Dichloroethane-D4	40.05	50.00	80	53-159	
4-Bromofluorobenzene	45.79	50.00	92	30-186	
Toluene-D8	46.74	50.00	93	70-130	

** Surrogates outside limits; data and surrogates confirmed by reanalysis

*** Poor recoveries due to dilution

Surrogate Recovery [D] = 100 * A / B

All results are based on MDL and validated for QC purposes.

XENCO Laboratories

Form 2 - Surrogate Recoveries

Project Name: Semi Annual Sampling

Work Orders : 329466,

Project ID:

Lab Batch #: 755654 **Sample:** 329466-006 / SMP **Batch:** 1 **Matrix:** Water

Units: ug/L **Date Analyzed:** 04/11/09 17:43

Select VOCs by SW-846 8260B	SURROGATE RECOVERY STUDY				
Analytes	Amount Found [A]	True Amount [B]	Recovery %R [D]	Control Limits %R	Flags
1,2-Dichloroethane-D4	39.55	50.00	79	53-159	
4-Bromofluorobenzene	46.39	50.00	93	30-186	
Toluene-D8	47.16	50.00	94	70-130	

Lab Batch #: 755654 **Sample:** 329466-014 / SMP **Batch:** 1 **Matrix:** Water

Units: ug/L **Date Analyzed:** 04/11/09 18:11

Select VOCs by SW-846 8260B	SURROGATE RECOVERY STUDY				
Analytes	Amount Found [A]	True Amount [B]	Recovery %R [D]	Control Limits %R	Flags
1,2-Dichloroethane-D4	40.71	50.00	81	53-159	
4-Bromofluorobenzene	45.20	50.00	90	30-186	
Toluene-D8	47.05	50.00	94	70-130	

Lab Batch #: 755654 **Sample:** 329466-014 / DL **Batch:** 1 **Matrix:** Water

Units: ug/L **Date Analyzed:** 04/11/09 18:39

Select VOCs by SW-846 8260B	SURROGATE RECOVERY STUDY				
Analytes	Amount Found [A]	True Amount [B]	Recovery %R [D]	Control Limits %R	Flags
1,2-Dichloroethane-D4	40.48	50.00	81	53-159	
4-Bromofluorobenzene	44.92	50.00	90	30-186	
Toluene-D8	46.74	50.00	93	70-130	

Lab Batch #: 755654 **Sample:** 329466-039 / SMP **Batch:** 1 **Matrix:** Water

Units: ug/L **Date Analyzed:** 04/11/09 19:07

Select VOCs by SW-846 8260B	SURROGATE RECOVERY STUDY				
Analytes	Amount Found [A]	True Amount [B]	Recovery %R [D]	Control Limits %R	Flags
1,2-Dichloroethane-D4	39.14	50.00	78	53-159	
4-Bromofluorobenzene	45.07	50.00	90	30-186	
Toluene-D8	45.64	50.00	91	70-130	

** Surrogates outside limits; data and surrogates confirmed by reanalysis

*** Poor recoveries due to dilution

Surrogate Recovery [D] = 100 * A / B

All results are based on MDL and validated for QC purposes.

Form 2 - Surrogate Recoveries

Project Name: Semi Annual Sampling

Work Orders : 329466,

Project ID:

Lab Batch #: 755654 **Sample:** 329466-009 S / MS **Batch:** 1 **Matrix:** Water

Units: ug/L **Date Analyzed:** 04/11/09 19:35

Select VOCs by SW-846 8260B Analytes	SURROGATE RECOVERY STUDY Amount Found [A]	True Amount [B]	Recovery %R [D]	Control Limits %R	Flags
1,2-Dichloroethane-D4	39.64	50.00	79	53-159	
4-Bromofluorobenzene	45.03	50.00	90	30-186	
Toluene-D8	46.62	50.00	93	70-130	

Lab Batch #: 755654 **Sample:** 329466-009 SD / MSD **Batch:** 1 **Matrix:** Water

Units: ug/L **Date Analyzed:** 04/11/09 20:03

Select VOCs by SW-846 8260B Analytes	SURROGATE RECOVERY STUDY Amount Found [A]	True Amount [B]	Recovery %R [D]	Control Limits %R	Flags
1,2-Dichloroethane-D4	39.30	50.00	79	53-159	
4-Bromofluorobenzene	46.23	50.00	92	30-186	
Toluene-D8	46.28	50.00	93	70-130	

Lab Batch #: 755661 **Sample:** 528197-1-BKS / BKS **Batch:** 1 **Matrix:** Water

Units: ug/L **Date Analyzed:** 04/11/09 09:19

Select VOCs by SW-846 8260B Analytes	SURROGATE RECOVERY STUDY Amount Found [A]	True Amount [B]	Recovery %R [D]	Control Limits %R	Flags
1,2-Dichloroethane-D4	45.47	50.00	91	53-159	
4-Bromofluorobenzene	50.92	50.00	102	30-186	
Toluene-D8	50.31	50.00	101	70-130	

Lab Batch #: 755661 **Sample:** 528197-1-BLK / BLK **Batch:** 1 **Matrix:** Water

Units: ug/L **Date Analyzed:** 04/11/09 10:09

Select VOCs by SW-846 8260B Analytes	SURROGATE RECOVERY STUDY Amount Found [A]	True Amount [B]	Recovery %R [D]	Control Limits %R	Flags
1,2-Dichloroethane-D4	52.51	50.00	105	53-159	
4-Bromofluorobenzene	52.65	50.00	105	30-186	
Toluene-D8	48.71	50.00	97	70-130	

** Surrogates outside limits; data and surrogates confirmed by reanalysis
*** Poor recoveries due to dilution
Surrogate Recovery [D] = 100 * A / B
All results are based on MDL and validated for QC purposes.

Form 2 - Surrogate Recoveries

Project Name: Semi Annual Sampling

Work Orders : 329466,

Project ID:

Lab Batch #: 755661 **Sample:** 329466-051 / SMP **Batch:** 1 **Matrix:** Water

Units: ug/L **Date Analyzed:** 04/11/09 10:34

Select VOCs by SW-846 8260B	SURROGATE RECOVERY STUDY				
Analytes	Amount Found [A]	True Amount [B]	Recovery %R [D]	Control Limits %R	Flags
1,2-Dichloroethane-D4	52.96	50.00	106	53-159	
4-Bromofluorobenzene	50.84	50.00	102	30-186	
Toluene-D8	47.82	50.00	96	70-130	

Lab Batch #: 755661 **Sample:** 329466-053 / SMP **Batch:** 1 **Matrix:** Water

Units: ug/L **Date Analyzed:** 04/11/09 10:58

Select VOCs by SW-846 8260B	SURROGATE RECOVERY STUDY				
Analytes	Amount Found [A]	True Amount [B]	Recovery %R [D]	Control Limits %R	Flags
1,2-Dichloroethane-D4	53.27	50.00	107	53-159	
4-Bromofluorobenzene	53.10	50.00	106	30-186	
Toluene-D8	48.68	50.00	97	70-130	

Lab Batch #: 755661 **Sample:** 329466-057 / SMP **Batch:** 1 **Matrix:** Water

Units: ug/L **Date Analyzed:** 04/11/09 11:23

Select VOCs by SW-846 8260B	SURROGATE RECOVERY STUDY				
Analytes	Amount Found [A]	True Amount [B]	Recovery %R [D]	Control Limits %R	Flags
1,2-Dichloroethane-D4	52.42	50.00	105	53-159	
4-Bromofluorobenzene	51.94	50.00	104	30-186	
Toluene-D8	48.84	50.00	98	70-130	

Lab Batch #: 755661 **Sample:** 329466-045 / SMP **Batch:** 1 **Matrix:** Water

Units: ug/L **Date Analyzed:** 04/11/09 11:47

Select VOCs by SW-846 8260B	SURROGATE RECOVERY STUDY				
Analytes	Amount Found [A]	True Amount [B]	Recovery %R [D]	Control Limits %R	Flags
1,2-Dichloroethane-D4	56.05	50.00	112	53-159	
4-Bromofluorobenzene	53.02	50.00	106	30-186	
Toluene-D8	49.17	50.00	98	70-130	

** Surrogates outside limits; data and surrogates confirmed by reanalysis

*** Poor recoveries due to dilution

Surrogate Recovery [D] = 100 * A / B

All results are based on MDL and validated for QC purposes.

Form 2 - Surrogate Recoveries

Project Name: Semi Annual Sampling

Work Orders : 329466,

Project ID:

Lab Batch #: 755661 **Sample:** 329466-021 / SMP **Batch:** 1 **Matrix:** Water

Units: ug/L **Date Analyzed:** 04/11/09 12:12

Select VOCs by SW-846 8260B	SURROGATE RECOVERY STUDY				
Analytes	Amount Found [A]	True Amount [B]	Recovery %R [D]	Control Limits %R	Flags
1,2-Dichloroethane-D4	58.39	50.00	117	53-159	
4-Bromofluorobenzene	51.83	50.00	104	30-186	
Toluene-D8	48.62	50.00	97	70-130	

Lab Batch #: 755661 **Sample:** 329466-022 / SMP **Batch:** 1 **Matrix:** Water

Units: ug/L **Date Analyzed:** 04/11/09 12:37

Select VOCs by SW-846 8260B	SURROGATE RECOVERY STUDY				
Analytes	Amount Found [A]	True Amount [B]	Recovery %R [D]	Control Limits %R	Flags
1,2-Dichloroethane-D4	59.53	50.00	119	53-159	
4-Bromofluorobenzene	52.34	50.00	105	30-186	
Toluene-D8	49.71	50.00	99	70-130	

Lab Batch #: 755661 **Sample:** 329466-024 / SMP **Batch:** 1 **Matrix:** Water

Units: ug/L **Date Analyzed:** 04/11/09 13:01

Select VOCs by SW-846 8260B	SURROGATE RECOVERY STUDY				
Analytes	Amount Found [A]	True Amount [B]	Recovery %R [D]	Control Limits %R	Flags
1,2-Dichloroethane-D4	60.81	50.00	122	53-159	
4-Bromofluorobenzene	52.59	50.00	105	30-186	
Toluene-D8	48.49	50.00	97	70-130	

Lab Batch #: 755661 **Sample:** 329466-026 / SMP **Batch:** 1 **Matrix:** Water

Units: ug/L **Date Analyzed:** 04/11/09 13:26

Select VOCs by SW-846 8260B	SURROGATE RECOVERY STUDY				
Analytes	Amount Found [A]	True Amount [B]	Recovery %R [D]	Control Limits %R	Flags
1,2-Dichloroethane-D4	62.98	50.00	126	53-159	
4-Bromofluorobenzene	52.21	50.00	104	30-186	
Toluene-D8	47.00	50.00	94	70-130	

** Surrogates outside limits; data and surrogates confirmed by reanalysis

*** Poor recoveries due to dilution

Surrogate Recovery [D] = 100 * A / B

All results are based on MDL and validated for QC purposes.

XENCO Laboratories

Form 2 - Surrogate Recoveries

Project Name: Semi Annual Sampling

Work Orders : 329466,

Project ID:

Lab Batch #: 755661 **Sample:** 329466-027 / SMP **Batch:** 1 **Matrix:** Water

Units: ug/L **Date Analyzed:** 04/11/09 13:51

Select VOCs by SW-846 8260B	SURROGATE RECOVERY STUDY				
Analytes	Amount Found [A]	True Amount [B]	Recovery %R [D]	Control Limits %R	Flags
1,2-Dichloroethane-D4	61.63	50.00	123	53-159	
4-Bromofluorobenzene	52.86	50.00	106	30-186	
Toluene-D8	48.57	50.00	97	70-130	

Lab Batch #: 755661 **Sample:** 329466-025 / DL **Batch:** 1 **Matrix:** Water

Units: ug/L **Date Analyzed:** 04/11/09 17:28

Select VOCs by SW-846 8260B	SURROGATE RECOVERY STUDY				
Analytes	Amount Found [A]	True Amount [B]	Recovery %R [D]	Control Limits %R	Flags
1,2-Dichloroethane-D4	64.09	50.00	128	53-159	
4-Bromofluorobenzene	50.38	50.00	101	30-186	
Toluene-D8	50.60	50.00	101	70-130	

Lab Batch #: 755661 **Sample:** 329466-050 / SMP **Batch:** 1 **Matrix:** Water

Units: ug/L **Date Analyzed:** 04/11/09 18:46

Select VOCs by SW-846 8260B	SURROGATE RECOVERY STUDY				
Analytes	Amount Found [A]	True Amount [B]	Recovery %R [D]	Control Limits %R	Flags
1,2-Dichloroethane-D4	54.47	50.00	109	53-159	
4-Bromofluorobenzene	46.28	50.00	93	30-186	
Toluene-D8	42.45	50.00	85	70-130	

Lab Batch #: 755661 **Sample:** 329466-020 / SMP **Batch:** 1 **Matrix:** Water

Units: ug/L **Date Analyzed:** 04/11/09 19:11

Select VOCs by SW-846 8260B	SURROGATE RECOVERY STUDY				
Analytes	Amount Found [A]	True Amount [B]	Recovery %R [D]	Control Limits %R	Flags
1,2-Dichloroethane-D4	44.35	50.00	89	53-159	
4-Bromofluorobenzene	46.51	50.00	93	30-186	
Toluene-D8	44.77	50.00	90	70-130	

** Surrogates outside limits; data and surrogates confirmed by reanalysis

*** Poor recoveries due to dilution

Surrogate Recovery [D] = 100 * A / B

All results are based on MDL and validated for QC purposes.

Form 2 - Surrogate Recoveries

Project Name: Semi Annual Sampling

Work Orders : 329466,

Project ID:

Lab Batch #: 755661 **Sample:** 329466-023 / SMP **Batch:** 1 **Matrix:** Water

Units: ug/L **Date Analyzed:** 04/11/09 19:35

Select VOCs by SW-846 8260B	SURROGATE RECOVERY STUDY				
Analytes	Amount Found [A]	True Amount [B]	Recovery %R [D]	Control Limits %R	Flags
1,2-Dichloroethane-D4	40.28	50.00	81	53-159	
4-Bromofluorobenzene	45.60	50.00	91	30-186	
Toluene-D8	45.86	50.00	92	70-130	

Lab Batch #: 755663 **Sample:** 329466-023 / DL **Batch:** 1 **Matrix:** Water

Units: ug/L **Date Analyzed:** 04/12/09 11:16

Select VOCs by SW-846 8260B	SURROGATE RECOVERY STUDY				
Analytes	Amount Found [A]	True Amount [B]	Recovery %R [D]	Control Limits %R	Flags
1,2-Dichloroethane-D4	39.12	50.00	78	53-159	
4-Bromofluorobenzene	49.95	50.00	100	30-186	
Toluene-D8	46.65	50.00	93	70-130	

Lab Batch #: 755663 **Sample:** 329466-017 / DL **Batch:** 1 **Matrix:** Water

Units: ug/L **Date Analyzed:** 04/12/09 12:06

Select VOCs by SW-846 8260B	SURROGATE RECOVERY STUDY				
Analytes	Amount Found [A]	True Amount [B]	Recovery %R [D]	Control Limits %R	Flags
1,2-Dichloroethane-D4	41.55	50.00	83	53-159	
4-Bromofluorobenzene	50.33	50.00	101	30-186	
Toluene-D8	47.07	50.00	94	70-130	

Lab Batch #: 755663 **Sample:** 329466-020 / DL **Batch:** 1 **Matrix:** Water

Units: ug/L **Date Analyzed:** 04/12/09 12:31

Select VOCs by SW-846 8260B	SURROGATE RECOVERY STUDY				
Analytes	Amount Found [A]	True Amount [B]	Recovery %R [D]	Control Limits %R	Flags
1,2-Dichloroethane-D4	41.77	50.00	84	53-159	
4-Bromofluorobenzene	49.32	50.00	99	30-186	
Toluene-D8	47.08	50.00	94	70-130	

** Surrogates outside limits; data and surrogates confirmed by reanalysis

*** Poor recoveries due to dilution

Surrogate Recovery [D] = 100 * A / B

All results are based on MDL and validated for QC purposes.

Form 2 - Surrogate Recoveries

Project Name: Semi Annual Sampling

Work Orders : 329466,

Project ID:

Lab Batch #: 755663 **Sample:** 528202-1-BKS / BKS **Batch:** 1 **Matrix:** Water

Units: ug/L **Date Analyzed:** 04/12/09 12:55

Select VOCs by SW-846 8260B	SURROGATE RECOVERY STUDY				
Analytes	Amount Found [A]	True Amount [B]	Recovery %R [D]	Control Limits %R	Flags
1,2-Dichloroethane-D4	40.88	50.00	82	53-159	
4-Bromofluorobenzene	49.58	50.00	99	30-186	
Toluene-D8	49.26	50.00	99	70-130	

Lab Batch #: 755663 **Sample:** 528202-1-BLK / BLK **Batch:** 1 **Matrix:** Water

Units: ug/L **Date Analyzed:** 04/12/09 13:20

Select VOCs by SW-846 8260B	SURROGATE RECOVERY STUDY				
Analytes	Amount Found [A]	True Amount [B]	Recovery %R [D]	Control Limits %R	Flags
1,2-Dichloroethane-D4	43.38	50.00	87	53-159	
4-Bromofluorobenzene	50.56	50.00	101	30-186	
Toluene-D8	47.63	50.00	95	70-130	

Lab Batch #: 755663 **Sample:** 329466-023 / DL **Batch:** 1 **Matrix:** Water

Units: ug/L **Date Analyzed:** 04/12/09 16:34

Select VOCs by SW-846 8260B	SURROGATE RECOVERY STUDY				
Analytes	Amount Found [A]	True Amount [B]	Recovery %R [D]	Control Limits %R	Flags
1,2-Dichloroethane-D4	36.84	50.00	74	53-159	
4-Bromofluorobenzene	48.84	50.00	98	30-186	
Toluene-D8	48.24	50.00	96	70-130	

Lab Batch #: 755663 **Sample:** 329466-042 / DL **Batch:** 1 **Matrix:** Water

Units: ug/L **Date Analyzed:** 04/12/09 16:58

Select VOCs by SW-846 8260B	SURROGATE RECOVERY STUDY				
Analytes	Amount Found [A]	True Amount [B]	Recovery %R [D]	Control Limits %R	Flags
1,2-Dichloroethane-D4	39.04	50.00	78	53-159	
4-Bromofluorobenzene	50.43	50.00	101	30-186	
Toluene-D8	47.64	50.00	95	70-130	

** Surrogates outside limits; data and surrogates confirmed by reanalysis

*** Poor recoveries due to dilution

Surrogate Recovery [D] = 100 * A / B

All results are based on MDL and validated for QC purposes.

Form 2 - Surrogate Recoveries

Project Name: Semi Annual Sampling

Work Orders : 329466,

Project ID:

Lab Batch #: 755663 **Sample:** 329466-060 / DL **Batch:** 1 **Matrix:** Water

Units: ug/L **Date Analyzed:** 04/12/09 17:23

Select VOCs by SW-846 8260B	SURROGATE RECOVERY STUDY				
Analytes	Amount Found [A]	True Amount [B]	Recovery %R [D]	Control Limits %R	Flags
1,2-Dichloroethane-D4	39.46	50.00	79	53-159	
4-Bromofluorobenzene	48.94	50.00	98	30-186	
Toluene-D8	48.13	50.00	96	70-130	

Lab Batch #: 755792 **Sample:** 528244-1-BKS / BKS **Batch:** 1 **Matrix:** Water

Units: ug/L **Date Analyzed:** 04/13/09 08:58

Select VOCs by SW-846 8260B	SURROGATE RECOVERY STUDY				
Analytes	Amount Found [A]	True Amount [B]	Recovery %R [D]	Control Limits %R	Flags
1,2-Dichloroethane-D4	40.34	50.00	81	53-159	
4-Bromofluorobenzene	49.56	50.00	99	30-186	
Toluene-D8	48.51	50.00	97	70-130	

Lab Batch #: 755792 **Sample:** 528244-1-BLK / BLK **Batch:** 1 **Matrix:** Water

Units: ug/L **Date Analyzed:** 04/13/09 09:48

Select VOCs by SW-846 8260B	SURROGATE RECOVERY STUDY				
Analytes	Amount Found [A]	True Amount [B]	Recovery %R [D]	Control Limits %R	Flags
1,2-Dichloroethane-D4	45.45	50.00	91	53-159	
4-Bromofluorobenzene	49.33	50.00	99	30-186	
Toluene-D8	48.79	50.00	98	70-130	

Lab Batch #: 755792 **Sample:** 329466-029 / SMP **Batch:** 1 **Matrix:** Water

Units: ug/L **Date Analyzed:** 04/13/09 11:52

Select VOCs by SW-846 8260B	SURROGATE RECOVERY STUDY				
Analytes	Amount Found [A]	True Amount [B]	Recovery %R [D]	Control Limits %R	Flags
1,2-Dichloroethane-D4	49.95	50.00	100	53-159	
4-Bromofluorobenzene	52.28	50.00	105	30-186	
Toluene-D8	49.43	50.00	99	70-130	

** Surrogates outside limits; data and surrogates confirmed by reanalysis

*** Poor recoveries due to dilution

Surrogate Recovery [D] = 100 * A / B

All results are based on MDL and validated for QC purposes.

Form 2 - Surrogate Recoveries

Project Name: Semi Annual Sampling

Work Orders : 329466,

Project ID:

Lab Batch #: 755792 **Sample:** 329466-030 / SMP **Batch:** 1 **Matrix:** Water

Units: ug/L **Date Analyzed:** 04/13/09 12:16

Select VOCs by SW-846 8260B	SURROGATE RECOVERY STUDY				
Analytes	Amount Found [A]	True Amount [B]	Recovery %R [D]	Control Limits %R	Flags
1,2-Dichloroethane-D4	51.12	50.00	102	53-159	
4-Bromofluorobenzene	51.62	50.00	103	30-186	
Toluene-D8	47.75	50.00	96	70-130	

Lab Batch #: 755792 **Sample:** 329466-019 / SMP **Batch:** 1 **Matrix:** Water

Units: ug/L **Date Analyzed:** 04/13/09 12:41

Select VOCs by SW-846 8260B	SURROGATE RECOVERY STUDY				
Analytes	Amount Found [A]	True Amount [B]	Recovery %R [D]	Control Limits %R	Flags
1,2-Dichloroethane-D4	52.48	50.00	105	53-159	
4-Bromofluorobenzene	51.30	50.00	103	30-186	
Toluene-D8	49.06	50.00	98	70-130	

Lab Batch #: 755792 **Sample:** 329466-028 / SMP **Batch:** 1 **Matrix:** Water

Units: ug/L **Date Analyzed:** 04/13/09 13:05

Select VOCs by SW-846 8260B	SURROGATE RECOVERY STUDY				
Analytes	Amount Found [A]	True Amount [B]	Recovery %R [D]	Control Limits %R	Flags
1,2-Dichloroethane-D4	53.60	50.00	107	53-159	
4-Bromofluorobenzene	51.89	50.00	104	30-186	
Toluene-D8	47.42	50.00	95	70-130	

Lab Batch #: 755792 **Sample:** 329466-025 / SMP **Batch:** 1 **Matrix:** Water

Units: ug/L **Date Analyzed:** 04/13/09 13:30

Select VOCs by SW-846 8260B	SURROGATE RECOVERY STUDY				
Analytes	Amount Found [A]	True Amount [B]	Recovery %R [D]	Control Limits %R	Flags
1,2-Dichloroethane-D4	51.64	50.00	103	53-159	
4-Bromofluorobenzene	49.43	50.00	99	30-186	
Toluene-D8	49.57	50.00	99	70-130	

** Surrogates outside limits; data and surrogates confirmed by reanalysis

*** Poor recoveries due to dilution

Surrogate Recovery [D] = 100 * A / B

All results are based on MDL and validated for QC purposes.

Form 2 - Surrogate Recoveries

Project Name: Semi Annual Sampling

Work Orders : 329466,

Project ID:

Lab Batch #: 755792 **Sample:** 329466-013 / SMP **Batch:** 1 **Matrix:** Water

Units: ug/L **Date Analyzed:** 04/13/09 13:54

Select VOCs by SW-846 8260B	SURROGATE RECOVERY STUDY				
Analytes	Amount Found [A]	True Amount [B]	Recovery %R [D]	Control Limits %R	Flags
1,2-Dichloroethane-D4	44.61	50.00	89	53-159	
4-Bromofluorobenzene	49.96	50.00	100	30-186	
Toluene-D8	47.77	50.00	96	70-130	

Lab Batch #: 755792 **Sample:** 329466-050 / DL **Batch:** 1 **Matrix:** Water

Units: ug/L **Date Analyzed:** 04/13/09 14:21

Select VOCs by SW-846 8260B	SURROGATE RECOVERY STUDY				
Analytes	Amount Found [A]	True Amount [B]	Recovery %R [D]	Control Limits %R	Flags
1,2-Dichloroethane-D4	42.93	50.00	86	53-159	
4-Bromofluorobenzene	49.61	50.00	99	30-186	
Toluene-D8	48.11	50.00	96	70-130	

Lab Batch #: 755792 **Sample:** 329466-049 / SMP **Batch:** 1 **Matrix:** Water

Units: ug/L **Date Analyzed:** 04/13/09 14:48

Select VOCs by SW-846 8260B	SURROGATE RECOVERY STUDY				
Analytes	Amount Found [A]	True Amount [B]	Recovery %R [D]	Control Limits %R	Flags
1,2-Dichloroethane-D4	43.18	50.00	86	53-159	
4-Bromofluorobenzene	49.85	50.00	100	30-186	
Toluene-D8	47.75	50.00	96	70-130	

Lab Batch #: 755792 **Sample:** 329466-017 / SMP **Batch:** 1 **Matrix:** Water

Units: ug/L **Date Analyzed:** 04/13/09 15:15

Select VOCs by SW-846 8260B	SURROGATE RECOVERY STUDY				
Analytes	Amount Found [A]	True Amount [B]	Recovery %R [D]	Control Limits %R	Flags
1,2-Dichloroethane-D4	43.50	50.00	87	53-159	
4-Bromofluorobenzene	50.71	50.00	101	30-186	
Toluene-D8	48.89	50.00	98	70-130	

** Surrogates outside limits; data and surrogates confirmed by reanalysis

*** Poor recoveries due to dilution

Surrogate Recovery [D] = 100 * A / B

All results are based on MDL and validated for QC purposes.

XENCO Laboratories

Form 2 - Surrogate Recoveries

Project Name: Semi Annual Sampling

Work Orders : 329466,

Project ID:

Lab Batch #: 755792 **Sample:** 329466-020 / DL **Batch:** 1 **Matrix:** Water

Units: ug/L **Date Analyzed:** 04/13/09 15:42

Select VOCs by SW-846 8260B	SURROGATE RECOVERY STUDY				
Analytes	Amount Found [A]	True Amount [B]	Recovery %R [D]	Control Limits %R	Flags
1,2-Dichloroethane-D4	43.92	50.00	88	53-159	
4-Bromofluorobenzene	51.44	50.00	103	30-186	
Toluene-D8	46.83	50.00	94	70-130	

Lab Batch #: 755792 **Sample:** 329466-050 / DL **Batch:** 1 **Matrix:** Water

Units: ug/L **Date Analyzed:** 04/13/09 16:07

Select VOCs by SW-846 8260B	SURROGATE RECOVERY STUDY				
Analytes	Amount Found [A]	True Amount [B]	Recovery %R [D]	Control Limits %R	Flags
1,2-Dichloroethane-D4	45.79	50.00	92	53-159	
4-Bromofluorobenzene	50.78	50.00	102	30-186	
Toluene-D8	48.37	50.00	97	70-130	

Lab Batch #: 755792 **Sample:** 329466-049 / DL **Batch:** 1 **Matrix:** Water

Units: ug/L **Date Analyzed:** 04/13/09 16:32

Select VOCs by SW-846 8260B	SURROGATE RECOVERY STUDY				
Analytes	Amount Found [A]	True Amount [B]	Recovery %R [D]	Control Limits %R	Flags
1,2-Dichloroethane-D4	45.38	50.00	91	53-159	
4-Bromofluorobenzene	51.43	50.00	103	30-186	
Toluene-D8	49.16	50.00	98	70-130	

Lab Batch #: 755792 **Sample:** 329466-006 / DL **Batch:** 1 **Matrix:** Water

Units: ug/L **Date Analyzed:** 04/13/09 16:56

Select VOCs by SW-846 8260B	SURROGATE RECOVERY STUDY				
Analytes	Amount Found [A]	True Amount [B]	Recovery %R [D]	Control Limits %R	Flags
1,2-Dichloroethane-D4	47.15	50.00	94	53-159	
4-Bromofluorobenzene	48.44	50.00	97	30-186	
Toluene-D8	48.18	50.00	96	70-130	

** Surrogates outside limits; data and surrogates confirmed by reanalysis

*** Poor recoveries due to dilution

Surrogate Recovery [D] = 100 * A / B

All results are based on MDL and validated for QC purposes.

Form 2 - Surrogate Recoveries

Project Name: Semi Annual Sampling

Work Orders : 329466,

Project ID:

Lab Batch #: 755792 **Sample:** 329834-010 S / MS **Batch:** 1 **Matrix:** Water

Units: ug/L **Date Analyzed:** 04/13/09 18:10

Select VOCs by SW-846 8260B	SURROGATE RECOVERY STUDY				
Analytes	Amount Found [A]	True Amount [B]	Recovery %R [D]	Control Limits %R	Flags
1,2-Dichloroethane-D4	45.61	50.00	91	53-159	
4-Bromofluorobenzene	49.74	50.00	99	30-186	
Toluene-D8	49.42	50.00	99	70-130	

Lab Batch #: 755792 **Sample:** 329834-010 SD / MSD **Batch:** 1 **Matrix:** Water

Units: ug/L **Date Analyzed:** 04/13/09 18:35

Select VOCs by SW-846 8260B	SURROGATE RECOVERY STUDY				
Analytes	Amount Found [A]	True Amount [B]	Recovery %R [D]	Control Limits %R	Flags
1,2-Dichloroethane-D4	44.48	50.00	89	53-159	
4-Bromofluorobenzene	49.75	50.00	100	30-186	
Toluene-D8	49.49	50.00	99	70-130	

** Surrogates outside limits; data and surrogates confirmed by reanalysis

*** Poor recoveries due to dilution

Surrogate Recovery [D] = 100 * A / B

All results are based on MDL and validated for QC purposes.

XENCO Laboratories

☐ 5757 N.W. 158th Street, Miami Lakes, Fl 33014 305-823-8500
☐ 2505 Falkenburg Rd, Tampa, Fl 33569 813-620-2000
☐ 6017 Financial Drive, Norcross, Georgia 30071 770-449-8800

ANALYSIS REQUEST & CHAIN OF CUSTODY RECORD

☐ Philadelphia/New Jersey 610-955-5649

Serial #: 218837 Page 1 of 6

Company-City: CONSULTECH ENVIRON. Phone: 919-858-5350 EXT 105

Lab Only: WO# 329466

Proj Name-Location: SEMI-ANNUAL SAMPLING (PANTRY) ☐ Previously done at XENCO Project ID:

TAT: ASAP 5h 12h 24h 48h 3d 5d 7d 10d 21d Standard TAT is project specific. It is typically 5-7 Working Days for level II and 10+ Working days for level III and IV data.

Proj State: AL, FL, GA, LA, MS, NC, NJ, PA, SC, TN, TX, UT Other

Proj. Manager (PM): RAJ SHAH

Fax Results to ☒ PM or e-mail to: Fax No:

Invoice to ☐ Accounting ☐ Inc. Invoice with Final Report ☐ Invoice must have a P.O Bill to:

Quote/Pricing: P.O No: ☐ Call for P.O.

Reg Program: UST DRY-CLEAN Land-Fill Waste-Disp NPDES DW GA HSRA

QAPP Per-Contract CLP AFCEE NAVY DOE DOD USACE OTHER:

Special DLs (GW DW QAPP MDLs RLs See Lab PM Included Call PM)

LPST No.:

Sampler Name: JIM ROUSH Signature: Jim M. Roush

Remarks

From: Date: Rcv by: Addn:

| | Sample ID | Sampling Date | Time | Depth ft' In" m | Matrix | Composite | Grab | # Containers | Container Size | Container Type | Preservatives | VOCs BTEX-MTBE VOHs VOAs PP TCL Appdx 1 Appdx 2 | Method: 8260 8021 624 524 | PAHs: 8270 8100 8310 8270_SIM | TRPH by FL PRO DRO GRO MA EPH MA VPH | SVOCs: 8270 625 - (BN&AE) (TCL) (PP) (Appdx 2) | Pest. (8081 / 608) PCBs (8082 / 608) Herb. (8151 / 615) | EDB / DBCP (8011 / 504) | Metals: RCRA-8 RCRA-4 Pb 13PP 23TAL Appdx 1 Appdx 2 | Metals Methods: 6020 / 6010 / 200.8 / 7470 / 7471 | SPLP - TCLP (Metals VOCs SVOCs Pest. Herb. PCBs) | FL Preburn: Virgin Non-Virgin | | |

XENCO Laboratories

☐ 5757 N.W. 158th Street, Miami Lakes, Fl 33014 305-823-8500
☐ 2505 Falkenburg Rd, Tampa, Fl 33569 813-620-2000
☐ 6017 Financial Drive, Norcross, Georgia 30071 770-449-8800

ANALYSIS REQUEST & CHAIN OF CUSTODY RECORD

☐ Philadephia/New Jersey 610-955-5649

Serial #: 218838 Page 2 of 6

Company-City: CONSULTECH ENVIRON. Phone: 919-858-5350

Lab Only: WO# 329466

Proj Name-Location: SEMI-ANNUAL SAMPLING ☐ Previously done at XENCO Project ID: X105 (PANTRY & REMBERT)

TAT: ASAP 5h 12h 24h 48h 3d 5d 7d 10d 21d Standard TAT is project specific. It is typically 5-7 Working Days for level II and 10+ Working days for level III and IV data.

Proj State: AL, FL, GA, LA, MS, NC, NJ, PA (SC) TN, TX, UT Other

Proj. Manager (PM): RAJ SHAH

Fax Results to ~~PM~~ or e-mail to: Fax No:

Invoice to ☐ Accounting ☐ Inc. Invoice with Final Report ☐ Invoice must have a P.O Bill to:

Quote/Pricing: P.O No: ☐ Call for P.O.

Reg Program: UST DRY-CLEAN Land-Fill Waste-Disp NPDES DW GA HSRA

QAPP Per-Contract CLP AFCEE NAVY DOE DOD USACE OTHER:

Special DLs (GW DW QAPP MDLs RLs See Lab PM Included Call PM)

LPST No.:

Sampler Name: JIM ROUSH Signature:

	Sample ID	Sampling Date	Time	Depth ft" In" m	Matrix	Composite	Grab	# Containers	Container Size	Container Type	Preservatives
1	PANTRY DW-1	4/2/09			W		X	2	V		H
2	REMBERT MW-1	4/1/09									
3	" MW-1R	4/1/09									
4	" MW-2	4/1/09									
5	" MW-2R										
6	" MW-3										
7	" MW-3R										
8	" MW-8										
9	" MW-4R										
10	" MW-8R										

	VOCs BTEX-MTBE VOHs VOAs PP TCL Appdx 1 Appdx 2	Method: 8260 8021 624 524	PAHs: 8270 8100 8310 8270_SIM	TRPH by FL PRO DRO GRO MA EPH MA VPH	SVOCs: 8270 625 - (BN&AE) (TCL) (PP) (Appdx 2)	Pest. (8081 / 608) PCBs (8082 / 608) Herb. (8151 / 615)	EDB / DBCP (8011 / 504)	Metals: RCRA-8 RCRA-4 Pb 13PP 23TAL Appdx 1 Appdx 2	Metals Methods: 6020 / 6010 / 200.8 / 7470 / 7471	SPLP - TCLP (Metals VOCs SVOCs Pest. Herb. PCBs)	FL Prebum: Virgin Non-Virgin	BTEX, MTBE, NAPHTH.	TAT ASAP 5h 12h 24h 48h 3d 5d 7d 10d 21d	Addn: PAH above mg/L W, mg/Kg S Highest Hit	Hold Samples (Surcharges will apply and are pre-approved)	Sample Clean-ups are pre-approved as needed
1												X				
2																
3																
4																
5																
6																
7																
8																
9																
10																

Remarks

Rcv by: From:

Date Addn:

Relinquished by (Initials and Sign)	Date & Time	Relinquished to (Initials and Sign)	Date & Time
1) JMR	4/6/09 11:00	2) Dario Lagmas	04/07/09 10:04
3)		4)	
5)		6)	

Total Containers per COC: 120 Cooler Temp: 2°C

All XENCO Standard Terms and Conditions Apply.

Rush Charges are Pre-Approved upon Requesting them.

Preservatives: Various (V), HCl pH<2 (H), H2SO4 pH<2 (S), HNO3 pH<2 (N), Asbc Acid&NaOH (A), ZnAc&NaOH (Z), (Cool,<4C) (C), None (NA), See Label (L), Other (O) _____

Cont. Size: 4oz (4), 8oz (8), 32oz (32), 40ml VOA (V), 1L (1), 500ml (5), Tedlar Bag (B), Wipe (W), Other _____ **Cont. Type:** Glass Amb (A), Glass Clear (C), Plastic (P), Other (O) _____

Matrix: Air (A), Product (P), Solid(S), Water (W)

Committed to Excellence in Service and Quality www.xenco.com

Page 62 of 97

XENCO Laboratories

☐ 5757 N.W. 158th Street, Miami Lakes, Fl 33014 305-823-8500
☐ 2505 Falkenburg Rd, Tampa, Fl 33569 813-620-2000
☐ 6017 Financial Drive, Norcross, Georgia 30071 770-449-8800

ANALYSIS REQUEST & CHAIN OF CUSTODY RECORD

☐ Philadephia/New Jersey 610-955-5649

Serial #: 218841 Page 3 of 6

Company-City: CONSULTECH ENVIRON Phone: 919-858-5350 EXT 105

Lab Only: WO# 329466

Proj Name-Location: SEMI-ANNUAL SAMPLING (REMBERT) ☐ Previously done at XENCO Project ID:

TAT: ASAP 5h 12h 24h 48h 3d 5d 7d 10d 21d Standard TAT is project specific. It is typically 5-7 Working Days for level II and 10+ Working days for level III and IV data.

Proj State: AL, FL, GA, LA, MS, NC, NJ, PA, SC, TN, TX, UT Other

Proj. Manager (PM): RAJ SHAH

Fax Results to ~~PM~~ or e-mail to: Fax No:

Invoice to ☐ Accounting ☐ Inc. Invoice with Final Report ☐ Invoice must have a P.O Bill to:

Quote/Pricing: P.O No: ☐ Call for P.O.

Reg Program: UST DRY-CLEAN Land-Fill Waste-Disp NPDES DW GA HSRA

QAPP Per-Contract CLP AFCEE NAVY DOE DOD USACE OTHER:

Special DLs (GW DW QAPP MDLs RLs See Lab PM Included Call PM)

LPST No.:

Sampler Name: JIM ROUSH Signature:

	Sample ID	Sampling Date	Time	Depth ft' in" m	Matrix	Composite	Grab	# Containers	Container Size	Container Type	Preservatives
1	REMBERT MW-6	4/1/09			W		X	2	V		H
2	" MW-6R										
3	" MW-9										
4	" MW-10										
5	" MW-11R										
6	" MW-14										
7	" MW-18										
8	" MW-19										
9	" MW-39										
10	" MW-40										

	Relinquished by (Initials and Sign)		Date & Time		Relinquished to (Initials and Sign)		Date & Time
1	Jim McRoush	JMR	4/6/09	11:00	2) Dario Lagunas		04/07/09
2	3)				4)		10:04
3	5)				6)		

Total Containers per COC: 120 Cooler Temp: 2°C

All XENCO Standard Terms and Conditions Apply.

Rush Charges are Pre-Approved upon Requesting them.

	VOCs BTEX-MTBE	VOHs VOAs PP TCL Appdx 1 Appdx 2	Method: 8260 8021 624 524	PAHs: 8270 8100 8310 8270_SIM	TRPH by FL PRO DRO GRO MA EPH MA VPH	SVOCs: 8270 625 - (BN&AE) (TCL) (PP) (Appdx 2)	Pest. (8081 / 608) PCBs (8082 / 608) Herb. (8151 / 615)	EDB / DBCP (8011 / 504)	Metals: RCRA-8 RCRA-4 Pb 13PP 23TAL Appdx 1 Appdx 2	Metals Methods: 6020 / 6010 / 200.8 / 7470 / 7471	SPLP - TCLP (Metals VOCs SVOCs Pest. Herb. PCBs)	FL Preburn: Virgin Non-Virgin											TAT ASAP 5h 12h 24h 48h 3d 5d 7d 10d 21d	Addn: PAH above mg/L W, mg/Kg S Highest Hit	Hold Samples (Surcharges will apply and are pre-approved)	Remarks: Sample Clean-ups are pre-approved as needed			
1																BTEX, MTBE, NAPHTH.											
2																											
3																											
4																											
5																											
6																											
7																											
8																											
9																											
10																											

Preservatives: Various (V), HCl pH<2 (H), H2SO4 pH<2 (S), HNO3 pH<2 (N), Asbc Acid&NaOH (A), ZnAc&NaOH (Z), (Cool,<4C) (C), None (NA), See Label (L), Other (O) _____

Cont. Size: 4oz (4), 8oz (8), 32oz (32), 40ml VOA (V), 1L (1), 500ml (5), Tedlar Bag (B), Wipe (W), Other _____ Cont. Type: Glass Amb (A), Glass Clear (C), Plastic (P), Other (O) _____

Matrix: Air (A), Product (P), Solid(S), Water (W)

Committed to Excellence in Service and Quality www.xenco.com

Page 33 of 97

XENCO Laboratories

☐ 5757 N.W. 158th Street, Miami Lakes, Fl 33014 305-823-8500
☐ 2505 Falkenburg Rd, Tampa, Fl 33569 813-620-2000
☐ 6017 Financial Drive, Norcross, Georgia 30071 770-449-8600

ANALYSIS REQUEST & CHAIN OF CUSTODY RECORD

☐ Philadephia/New Jersey 610-955-5649

Serial #: 218842 Page 4 of 6

Company-City / Phone: CONSULTECH ENVIR. 919-858-5350 (X105)	Lab Only: WO# 329466
Proj Name-Location ☐ Previously done at XENCO / Project ID: SEMI-ANNUAL SAMPLING (REMBERT, MAIN ST. SHELL, DON GRANTS)	TAT: ASAP 5h 12h 24h 48h 3d 5d 7d 10d 21d Standard TAT is project specific. It is typically 5-7 Working Days for level II and 10+ Working days for level III and IV data.
Proj State: AL, FL, GA, LA, MS, NC, NJ, PA, (SC), TN, TX, UT Other / Proj. Manager (PM): RAJ SHAH	
Fax Results to ☒ PM or / e-mail to: / Fax No:	
Invoice to ☐ Accounting ☐ Inc. Invoice with Final Report ☐ Invoice must have a P.O Bill to:	
Quote/Pricing: / P.O No: / ☐ Call for P.O.	
Reg Program: UST DRY-CLEAN Land-Fill Waste-Disp NPDES DW GA HSRA	
QAPP Per-Contract CLP AFCEE NAVY DOE DOD USACE OTHER:	
Special DLs (GW DW QAPP MDLs RLs See Lab PM Included Call PM)	
LPST No.:	
Sampler Name: JIM ROUSH Signature:	

	Sample ID	Sampling Date	Time	Depth ft' in" m	Matrix	Composite	Grab	# Containers	Container Size	Container Type	Preservatives
1	REMBERT WSW-1	4/1/09			W		X	2	V		H
2	MAIN ST. SHELL MW-2	4/2/09			W		X	2	V		H
3	" " MW-3	4/2/09									
4	" MW-6	4/2/09									
5	" MW-7	4/2/09									
6	" MW-10	4/2/09									
7	" MW-11	4/2/09									
8	" MW-12	4/2/09									
9	DON GRANTS MW-1	4/1/09									
10	" " MW-2	4/1/09			↓		↓	↓	↓		↓

	VOCs BTEX-MTBE	VOHs VOAs PP TCL Appdx 1 Appdx 2	Method: 8260 8021 624 524	PAHs: 8270 8100 8310 8270_SIM	TRPH by FL PRO DRO GRO MA EPH MA VPH	SVOCs: 8270 625 - (BN&AE) (TCL) (PP) (Appdx 2)	Pest. (8081 / 608) PCBs (8082 / 608) Herb. (8151 / 615)	EDB / DBCP (8011 / 504)	Metals: RCRA-8 RCRA-4 Pb 13PP 23TAL Appdx 1 Appdx 2	Metals Methods: 6020 / 6010 / 200.8 / 7470 / 7471	SPLP - TCLP (Metals VOCs SVOCs Pest. Herb. PCBs)	FL Prebum: Virgin Non-Virgin													
1																		X								1
2																										2
3																										3
4																										4
5																										5
6																										6
7																										7
8																										8
9																										9
10																										10

X BTEX, MTBE, NAPHTH.

TAT ASAP 5h 12h 24h 48h 3d 5d 7d 10d 21d

Addn: PAH above mg/L W, mg/Kg S Highest Hit

Hold Samples (Surcharges will apply and are pre-approved)

Sample Clean-ups are pre-approved as needed

Remarks

Addn: Date Rcv by: From:

	Relinquished by (Initials and Sign)	Date & Time	Relinquished to (Initials and Sign)	Date & Time
1)	JMR JMR	4/6/09 11:00	2) Dario Laguna	04/07/09 10:04
3)			4)	
5)			6)	

Total Containers per COC: 120 Cooler Temp: 2°C

All XENCO Standard Terms and Conditions Apply.

Rush Charges are Pre-Approved upon Requesting them.

Preservatives: Various (V), HCl pH<2 (H), H2SO4 pH<2 (S), HNO3 pH<2 (N), Asbc Acid&NaOH (A), ZnAc&NaOH (Z), (Cool,<4C) (C), None (NA), See Label (L), Other (O) _____

Cont. Size: 4oz (4), 8oz (8), 32oz (32), 40ml VOA (V), 1L (1), 500ml (5), Tedlar Bag (B), Wipe (W), Other _____ **Cont. Type:** Glass Amb (A), Glass Clear (C), Plastic (P), Other (O) _____

Matrix: Air (A), Product (P), Solid(S), Water (W)

Committed to Excellence in Service and Quality www.xenco.com

XENCO Laboratories

☐ 5757 N.W. 158th Street, Miami Lakes, Fl 33014 305-823-8500
☐ 2505 Falkenburg Rd, Tampa, Fl 33569 813-620-2000
☐ 6017 Financial Drive, Norcross, Georgia 30071 770-449-8800

ANALYSIS REQUEST & CHAIN OF CUSTODY RECORD

☐ Philadephia/New Jersey 610-955-5649

Serial #: 218843 Page 5 of 6

Company-City: CONSULTECH ENVIRON **Phone:** 919-658-5350 ext 105

Lab Only: WO# 329469

Proj Name-Location: SEMI-ANNUAL SAMPLING (DON GRANTS, HEATH SELF SERVE) ☐ Previously done at XENCO **Project ID:**

Proj State: AL, FL, GA, LA, MS, NC, NJ, PA, SC, TN, TX, UT Other **Proj. Manager (PM):** RAJ SHAH

Fax Results to: ☒ PM or **e-mail to:** **Fax No:**

TAT: ASAP 5h 12h 24h 48h 3d 5d 7d 10d 21d Standard TAT is project specific. It is typically 5-7 Working Days for level II and 10+ Working days for level III and IV data.

Invoice to ☐ Accounting ☐ Inc. Invoice with Final Report ☐ Invoice must have a P.O Bill to:

Quote/Pricing: **P.O No:** ☐ Call for P.O.

Reg Program: UST DRY-CLEAN Land-Fill Waste-Disp NPDES DW GA HSRA

QAPP Per-Contract CLP AFCEE NAVY DOE DOD USACE OTHER:

Special DLs (GW DW QAPP MDLs RLs See Lab PM Included Call PM)

LPST No.:

Sampler Name: JIM ROUSH Signature:

	Sample ID	Sampling Date	Time	Depth ft' In" m	Matrix	Composite	Grab	# Containers	Container Size	Container Type	Preservatives	VOCs BTEX-MTBE VOHs VOAs PP TCL Appdx 1 Appdx 2	Method: 8260 8021 624 524	PAHs: 8270 8100 8310 8270_SIM	TRPH by FL PRO DRO GRO MA EPH MA VPH	SVOCs: 8270 625 - (BN&AE) (TCL) (PP) (Appdx 2)	Pest. (8081 / 608) PCBs (8082 / 608) Herb. (8151 / 615)	EDB / DBCP (8011 / 504)	Metals: RCRA-8 RCRA-4 Pb 13PP 23TAL Appdx 1 Appdx 2	Metals Methods: 6020 / 6010 / 200.8 / 7470 / 7471	SPLP - TCLP (Metals VOCs SVOCs Pest. Herb. PCBs)	FL Preburn: Virgin Non-Virgin	BTEX, MTBE, NAPHTH	TAT ASAP 5h 12h 24h 48h 3d 5d 7d 10d 21d	Addn: PAH above mg/L W, mg/Kg S Highest Hit	Hold Samples (Surcharges will apply and are pre-approved)	Sample Clean-ups are pre-approved as needed	Remarks	
1	DON GRANTS MW-4	4/1/09			W		X	2	V		H																		1
2	" " MW-13	4/1/09																											2
3	" " MSW-1	4/1/09																											3
4	HEATH SELF SV. MW-4	4/2/09																											4
5	" " MW-5	4/2/09																											5
6	" MW-2																												6
7	" MW-6																												7
8	" MW-8																												8
9	" MW-9																												9
10	" MW-10																												10

Relinquished by (Initials and Sign)	Date & Time	Relinquished to (Initials and Sign)	Date & Time	
1) JMR	4/6/09 11:15	2) DAVID LEGMAS	04/07/09 10:04	Total Containers per COC: 120 Cooler Temp: 2°C
3)		4)		
5)		6)		All XENCO Standard Terms and Conditions Apply.
				Rush Charges are Pre-Approved upon Requesting them.

Preservatives: Various (V), HCl pH<2 (H), H2SO4 pH<2 (S), HNO3 pH<2 (N), Asbc Acid&NaOH (A), ZnAc&NaOH (Z), (Cool,<4C) (C), None (NA), See Label (L), Other (O) _____

Cont. Size: 4oz (4), 8oz (8), 32oz (32), 40ml VOA (V), 1L (1), 500ml (5), Tedlar Bag (B), Wipe (W), Other _____ **Cont. Type:** Glass Amb (A), Glass Clear (C), Plastic (P), Other (O) _____

Matrix: Air (A), Product (P), Solid(S), Water (W)

Committed to Excellence in Service and Quality *www.xenco.com*

XENCO Laboratories

☐ 5757 N.W. 158th Street, Miami Lakes, Fl 33014 305-823-8500
☐ 2505 Falkenburg Rd, Tampa, Fl 33569 813-620-2000
☐ 6017 Financial Drive, Norcross, Georgia 30071 770-449-8800

ANALYSIS REQUEST & CHAIN OF CUSTODY RECORD

☐ Philadelphia/New Jersey 610-955-5649

Serial #: 218844 Page 6 of 6

Company-City: CONSULTECH ENV.	Phone: 919-858-5350 EXT 105
Lab Only: WO# 329466	
Proj Name-Location: SEMI ANNUAL SAMPLING/HEATH SELF SERVE, SAM'S HANDY MART) ☐ Previously done at XENCO	Project ID
Proj State: AL, FL, GA, LA, MS, NC, NJ, PA, SC, TN, TX, UT Other	Proj. Manager (PM): RAJ SHAH
Fax Results to: ☒ PM or	e-mail to: Fax No:
Invoice to: ☐ Accounting ☐ Inc. Invoice with Final Report ☐ Invoice must have a P.O Bill to:	
Quote/Pricing:	P.O No: ☐ Call for P.O.
Reg Program: UST DRY-CLEAN Land-Fill Waste-Disp NPDES DW GA HSRA	
QAPP Per-Contract CLP AFCEE NAVY DOE DOD USACE OTHER:	
Special DLs (GW DW QAPP MDLs RLs See Lab PM Included Call PM)	
LPST No.:	
Sampler Name: JIM ROUSM Signature:	

TAT: ASAP 5h 12h 24h 48h 3d 5d 7d 10d 21d Standard TAT is project specific.
It is typically 5-7 Working Days for level II and 10+ Working days for level III and IV data.

#	Sample ID	Sampling Date	Time	Depth ft' In" m	Matrix	Composite	Grab	# Containers	Container Size	Container Type	Preservatives	VOCs BTEX-MTBE VOHs VOAs PP TCL Appdx 1 Appdx 2	Method: 8260 8021 624 524	PAHs: 8270 8100 8310 8270_SIM	TRPH by FL PRO DRO GRO MA EPH MA VPH	SVOCs: 8270 625 - (BN&AE) (TCL) (PP) (Appdx 2)	Pest. (8081 / 608) PCBs (8082 / 608) Herb. (8151 / 615)	EDB / DBCP (8011 / 504)	Metals: RCRA-8 RCRA-4 Pb 13PP 23TAL Appdx 1 Appdx 2	Metals Methods: 6020 / 6010 / 200.8 / 7470 / 7471	SPLP - TCLP (Metals VOCs SVOCs Pest. Herb. PCBs)	FL Preburn: Virgin Non-Virgin																TAT ASAP 5h 12h 24h 48h 3d 5d 7d 10d 21d	Addn: PAH above mg/L W, mg/Kg S Highest Hit	Hold Samples (Surcharges will apply and are pre-approved)	Sample Clean-ups are pre-approved as needed	Remarks
1	HEATH SELF SV. MW-12	4/2/09			W		X	2	V		H												X BTEX, MTBE, NAPHTH-																		
2	" " MW-14	"																																								
3	" " MW-20	"																																							
4	SAMS HANDY MART MW-2	4/3/09																																							
5	" MW-5D	4/3/09																																							
6	" MW-1	"																																							
7	" MW-2D	"																																							
8	" MW-4	"																																							
9	" MW-5	"																																							
10	" MW-14	"			↓		↓	↓	↓		↓												↓																			

Relinquished by (Initials and Sign)	Date & Time	Relinquished to (Initials and Sign)	Date & Time
1) JMR	4/6/09 11:30	2) Dario Segovia	04/07/09 10:04
3)		4)	
5)		6)	

Total Containers per COC: 20 Cooler Temp: 2 °C

All XENCO Standard Terms and Conditions Apply.

Rush Charges are Pre-Approved upon Requesting them.

Preservatives: Various (V), HCl pH<2 (H), H2SO4 pH<2 (S), HNO3 pH<2 (N), Asbc Acid&NaOH (A), ZnAc&NaOH (Z), (Cool,<4C) (C), None (NA), See Label (L), Other (O) _____

Cont. Size: 4oz (4), 8oz (8), 32oz (32), 40ml VOA (V), 1L (1), 500ml (5), Tedlar Bag (B), Wipe (W), Other _____ **Cont. Type:** Glass Amb (A), Glass Clear (C), Plastic (P), Other (O) _____

Matrix: Air (A), Product (P), Solid(S), Water (W)

Committed to Excellence in Service and Quality www.xenco.com

XENCO Laboratories

Prelogin/Nonconformance Report- Sample Log-In

Client: Consultech

Date/ Time: 04/07/09 10:04

Lab ID #: 329466

Initials: DL.

Sample Receipt Checklist

#1	Temperature of cooler?			2	°C
#2	Shipping container in good condition?	YES	No	None	
#3	Samples received on ice?	YES	No	N/A	Blue/Water
#4	Custody Seals intact on shipping container/ cooler?	Yes	No	N/A	
#5	Custody Seals intact on sample bottles/ container?	Yes	No	N/A	
#6	Chain of Custody present?	YES	No		
#7	Sample instructions complete of Chain of Custody?	YES	No		
#8	Any missing/extra samples?	Yes	NO		
#9	Chain of Custody signed when relinquished/ received?	YES	No		
#10	Chain of Custody agrees with sample label(s)?	YES	No		
#11	Container label(s) legible and intact?	YES	No		
#12	Sample matrix/ properties agree with Chain of Custody?	YES	No		
#13	Samples in proper container/ bottle?	YES	No		
#14	Samples properly preserved?	YES	No	N/A	
#15	Sample container(s) intact?	YES	No		
#16	Sufficient sample amount for indicated test(s)?	YES	No		
#17	All samples received within sufficient hold time?	YES	No		
#18	Subcontract of sample(s)?	Yes	NO		
#19	VOC samples have zero headspace?	YES	No	N/A	

Nonconformance Documentation

Contact: _____ Contacted by: _____ Date/ Time: _____

Regarding: _____

Corrective Action Taken: _____

Check all that Apply:

- ☐ Client understands and would like to proceed with analysis
- ☐ Cooling process had begun shortly after sampling event

D H E C

PROMOTE PROTECT PROSPER

C. Earl Hunter, Commissioner

Promoting and protecting the health of the public and the environment.

RAJ SHAH
CONSULTECH ENVIRONMENTAL INC
PO BOX 5306
CARY NC 27512

MAY 07 2009

Re: **CASE Report Review**
HQ Heath Self Serve 2, 501 N Guignard Dr., Sumter, SC
UST Permit #08932; CA# 21908
Bid #SB-25841-6/24/04-EMW; PO #548324
Monitoring Report received April 30, 2009
Sumter County

Dear Mr. Shah:

Thank you for submitting the Monitoring Report for the referenced facility. The report indicated that MW-7 contained free-phase product. The UST Management Division is concerned that product removal activities are not being conducted. The Division requested that remedial actions be undertaken to remove free phase product from MW-7. These actions must be documented in the next Monitoring Report, which must be submitted on or before November15, 2009.

If there are any questions concerning this project, please contact me at (803) 896-6397, via email at thomadl@dhec.sc.gov or by fax at (803) 896-6245.

Sincerely,

Debra L. Thoma

Debra L. Thoma, Hydrogeologist
Corrective Action Section
UST Management Division
Bureau of Land & Waste Management

cc: Technical File

Steel
UST
DOCKET

D H E C

PROMOTE PROTECT PROSPER

C. Earl Hunter, Commissioner

Promoting and protecting the health of the public and the environment.

DOUG LEONARD
COCA COLA BOTTLING COMPANY
PO BOX 31487
CHARLOTTE NC 28231-1487

MAY 07 2009

Re: **CASE Report Review**
HQ Heath Self Serve 2, 501 N Guignard Dr., Sumter, SC
UST Permit #08932; CA# 21908
Bid #SB-25841-6/24/04-EMW; PO #548324
Monitoring Report received April 30, 2009
Sumter County

Dear Mr. Leonard:

As you may be aware, gasoline constituents have been identified in the soil and groundwater at the referenced facility. To protect human health, Consultech Environmental has been retained your behalf to initiate corrective action of the impacted groundwater by reducing the concentration of gasoline constituents to acceptable levels using extraction of water and free product combined with the injection of ambient air into the subsurface. Consultech has submitted the monitoring report that provides an overview of corrective action activities to date.

If there are any questions concerning this project, please contact me at (803) 896-6397, via email at thomadl@dhec.sc.gov or by fax at (803) 896-6245.

Sincerely,

Debra L Thoma

Debra L. Thoma, Hydrogeologist
Corrective Action Section
UST Management Division
Bureau of Land & Waste Management

Enc.: Monitoring Report

cc: Technical File

D H E C

PROMOTE PROTECT PROSPER

C. Earl Hunter, Commissioner

Promoting and protecting the health of the public and the environment.

JAMES C BURNS JR & IDA B SUTTON
103 BURNS DR
SUMTER SC 29150

MAY 07 2009

Re: **CASE Report Review**
HQ Heath Self Serve 2, 501 N Guignard Dr., Sumter, SC
UST Permit #08932; CA# 21908
Bid #SB-25841-6/24/04-EMW; PO #548324
Monitoring Report received April 30, 2009
Sumter County

Dear Mr. Burns & Ms. Sutton:

As you are aware, gasoline constituents have been identified in the soil and groundwater at the referenced facility. Cleanup is warranted to protect human health and the environment. Consultech Environmental, Inc. has been retained on behalf of Coca-Cola Bottling Company to respond to the petroleum release. Consultech has submitted the monitoring report that provides an overview of corrective action activities to date.

If there are any questions concerning this project, please contact me at (803) 896-6397, via email at thomadl@dhec.sc.gov or by fax at (803) 896-6245.

Sincerely,

Debra L. Thoma

Debra L. Thoma, Hydrogeologist
Corrective Action Section
UST Management Division
Bureau of Land & Waste Management

Enc.: Monitoring Report

cc: Technical File

PARKER POE

PARKER POE ADAMS & BERNSTEIN LLP

Attorneys and Counselors at Law

Steven D. Weber

Partner

Telephone: 704.335.9065

Direct Fax: 704.372.7426

steveweber@parkerpoe.com

Three Wachovia Center
Suite 3000
401 South Tryon Street
Charlotte, NC 28202-1935
Telephone 704.372.9000
Fax 704.334.4706
www.parkerpoe.com

UST
JUL 2 0 2009
PROGRAM

July 13, 2009

RECEIVED
JUL 14 2009
DHEC
OFFICE OF GENERAL COUNSEL

VIA FEDERAL EXPRESS AND ELECTRONIC MAIL

Stephen P. Hightower, Esq., Staff Attorney
Underground Storage Tank Program
Office of General Counsel
S.C. Department of Health and Environmental Control
2600 Bull Street
Columbia, South Carolina 29201

Re: ***Consultech Environmental, LLC***

Dear Stephen:

Please find enclosed the Consultech/DHEC agreement with Consultech's original signature. Please have Mr. Calvert sign **two** originals and send one back to me so that Consultech will have an original as well. I have enjoyed working with you and Elizabeth and hope we will have the occasion to work together in the future.

With best regards,

Steven D. Weber

Enclosure

cc: Raj Shah, Consultech Environmental, LLC (w/enclosure by electronic mail)
Elizabeth Potter, DHEC (w/enclosure by electronic mail)

ORIGINAL

AGREEMENT

THIS AGREEMENT (the "Agreement") is made by and between Consultech Environmental, LLC, a North Carolina Limited Liability Company, and its predecessor entities (collectively, "Consultech") and the South Carolina Department of Health and Environmental Control ("DHEC"), an administrative agency of the State of South Carolina having an address at 2600 Bull Street, Columbia, South Carolina 29201 (collectively, the "Parties").

RECITALS

WHEREAS, the Parties entered into a series of agreements ("UST Remediation Contracts") for the active correction action of petroleum releases from regulated underground storage tank ("UST") sites in South Carolina ("UST Sites");

WHEREAS, Consultech has performed some remedial activity at certain of the UST Sites that are the subject of the UST Remediation Contracts; and

WHEREAS, the Parties now desire to terminate all the Parties' UST Remediation Contracts and DHEC has agreed to compensate Consultech for remedial activity Consultech has performed at the UST Sites.

NOW THEREFORE, in consideration of the mutual agreements and covenants set forth herein, the Parties hereby agree to the following terms and conditions (with the Recitals being incorporated herein by reference):

1. The Parties mutually agree to terminate all UST Remediation Contracts between one another such that neither party will have any rights or obligations with respect to any UST Remediation Contract between the Parties except as provided by this Agreement. The Parties agree that the term "UST Remediation Contracts" refers to all contracts between the Parties for active correction action of petroleum releases from UST Sites, including without limitation

contracts that have been fulfilled, contracts that have been terminated, contracts that are no longer active, and contracts that are active, which active contracts are listed on Schedule A of this Agreement, incorporated herein by reference. All UST Remediation Contracts between the Parties are hereby terminated.

2. Consultech agrees to remove from the UST Sites all ancillary equipment constructed by Consultech that is listed on Schedule A of this Agreement. Schedule A lists the UST Sites that contain ancillary equipment and lists the ancillary equipment Consultech agrees to remove from the UST Sites pursuant to this paragraph. Ancillary equipment does not include: (1) any below-ground or buried equipment or materials such as monitoring wells, wiring and piping; and (2) any power poles on which a utility meter (owned by a utility company) is attached. Consultech will not be responsible for abandoning any monitoring wells at any of the UST Sites and will not be responsible for taking any further action at or with respect to any of the UST Sites except for removal of ancillary equipment pursuant to this paragraph. Consultech further agrees that the initial ancillary equipment it will remove will be from UST Site 18574.

3. Consultech agrees that it will remove all ancillary equipment listed on Schedule A at no cost to DHEC in a manner that does not cause environmental or property damage to the UST Sites. Consultech will remove the ancillary equipment listed on Schedule A by or before July 15, 2009 (or as soon thereafter as is reasonably possible if Consultech encounters delays or conditions beyond its control) and will provide DHEC with written notification that all such equipment has been removed by electronic mail and overnight commercial courier (such as Federal Express). Within five (5) business days of DHEC's receipt of written notification that all equipment has been removed, DHEC will confirm that all equipment has been removed. To ensure that Consultech removes all ancillary equipment in accordance with this Agreement,

DHEC shall withhold ten percent (10%) of the lump sum amount referenced in paragraph 9 of this Agreement until DHEC confirms that Consultech has removed the ancillary equipment. Once DHEC confirms that all equipment has been removed in accordance with this Agreement, DHEC shall pay to Consultech the remaining ten percent (10%) of the lump sum referenced in paragraph 9 as soon as expedited payment can be processed. Nothing in this Agreement shall affect Consultech's liability for environmental or property damage caused by the removal of any ancillary equipment.

4. By way of this Agreement, DHEC agrees, confirms and acknowledges that any and all bonds (if any) issued for the UST Remediation Contracts and/or for the work of Consultech and its predecessors under the UST Remediation Contracts are null and void and of no legal effect. DHEC also agrees to provide this acknowledgement in a separate correspondence (electronic mail or hard copy) to Consultech.

5. The Parties and their respective employees and agents (either acting individually or on behalf of the Parties or any other entity) agree not to disparage one another in any manner. Consultech will not seek to use any of the UST Remediation Contracts terminated by this Agreement as references nor will Consultech obligate DHEC to provide references regarding Consultech's work. If DHEC receives a reference request regarding Consultech, DHEC will respond only that it is DHEC's policy not to provide references, or some similar statement.

6. The Parties acknowledge that this Agreement is subject to the South Carolina Freedom of Information Act.

7. Consultech, its successor companies, subsidiaries or sister companies, Mr. Raj Shah, or any entity in which Mr. Raj Shah is or may become a managing or controlling partner or shareholder, agrees not to bid or to conduct any work as a primary contractor or subcontractor on

any future DHEC contracts for environmental assessment or remediation to which DHEC is or would be a party. In addition, Mr. Raj Shah agrees not to perform any activities or functions, on behalf of any entity, on contracts as described in this paragraph. This Agreement does not prevent Consultech from conducting business with any other federal, state or local agency, private entity or private individual.

8. Consultech, its successor companies, subsidiaries or sister companies, Mr. Raj Shah, or any entity in which Mr. Raj Shah is or may become a managing or controlling partner or shareholder, agree to decertification for a period of three years from the effective date of this Agreement of Consultech's UST Site Rehabilitation Contractor certification ("UST Certification") in South Carolina. Mr. Raj Shah agrees that, during the three-year period of Consultech's decertification, he will not apply for individual UST Certification and will not allow application by a company based upon his registration as a Professional Engineer in South Carolina or his previous work experience in performing site rehabilitation activities. The Parties acknowledge that Regulation 61-98, Section V(10) provides that DHEC may grant exceptions permitting a decertified contractor to participate in a particular site rehabilitation activity. The exception is granted on a case-by-case basis, and must be based on prior notice and subsequent to a determination by DHEC stating the reason(s) for deviating from the requirements of this regulation. The Parties agree that during the three year period of Consultech's decertification, Consultech, its successor companies, subsidiaries or sister companies, Mr. Raj Shah, or any entity in which Mr. Raj Shah is or may become a managing or controlling partner or shareholder, will not request, and DHEC will not grant, an exception for any work that is reimbursable through the South Carolina SUPERB Fund. Requests for an exception in a particular case must be sent to the attention of the Director of DHEC's Division of UST Management. The Director's

decision must not be unreasonably withheld nor delayed. The Parties agree that a reasonable time period for the Director to make a determination with respect to any Consultech request for exception is three (3) to five (5) business days, unless the Director encounters unanticipated circumstances beyond the Director's control. This paragraph only applies to projects that require a UST Certification.

9. DHEC agrees to pay Consultech the total lump sum amount of $625,000.00 for remedial activity Consultech (and its subcontractors) has performed at the UST Sites but for which Consultech has not been reimbursed. This lump sum amount shall be paid as follows: DHEC shall pay Consultech ninety percent (90%) of the lump sum (or $562,500) as soon as is practicable upon execution of this Agreement, but no later than July 15, 2009. DHEC shall pay Consultech the remaining ten percent (10%) of the lump sum (or $62,500) as soon as expedited payment can be processed following DHEC's confirmation that Consultech has removed ancillary equipment in accordance with paragraph 3 of this Agreement.

10. The Parties agree to execute such documents as may be reasonably necessary to effectuate this Agreement.

11. This Agreement shall not constitute or be construed as an admission or adjudication of fact, law or liability against any Party concerning or arising out of the UST Remediation Contracts.

12. The Parties represent and warrant that their respective principals have read this Agreement, understand its contents, have reviewed and consulted with their respective counsel with respect to the contents and the execution of this Agreement, and have signed it voluntarily, with full authority to do so.

13. This Agreement may be executed in one or more counterparts, each of which shall be deemed an original, but all of which shall be deemed the same agreement.

14. This Agreement is the entire agreement between the Parties and there are no other terms, obligations, covenants, representations, statements, or conditions, oral or otherwise, relating to this Agreement except as stated herein.

15. Any agreement hereafter made will be ineffective to change, modify, discharge or affect any abandonment of this Agreement in whole or in part unless such subsequent agreement is in writing and signed by all Parties.

16. The Parties intend that neither of them shall be deemed to be the drafter of this Agreement, that the Parties collectively shall be deemed to have drafted it, and that it shall be construed without regard to rules of construction that might otherwise apply against a drafter.

17. If any paragraph or part of this Agreement is found void or unenforceable, the remainder of this Agreement shall not be affected thereby.

18. This Agreement shall not affect any claims the Parties may have against any person or entity not a party to this Agreement and nothing in this Agreement shall be construed to create any rights in or grant any cause of action to any person or entity not a party to this Agreement.

19. This Agreement shall be effective as of the date of execution by all Parties.

20. The Parties hereby agree to release and forever discharge one another, and their respective parents, subsidiaries, affiliates, and divisions, and each of their agents, employees, representatives, officers, directors, assigns, attorneys, insurers and shareholders, from any and all claims, demands, actions, damages, attorney fees, causes of action, or suits of any kind or nature whatsoever, known and unknown, whether accrued or to be accrued, both to person and property,

including, but not limited to all claims arising out of or relating to the UST Remediation Contracts, with the exception of claims to enforce this Agreement.

IN WITNESS WHEREOF, and intending to be legally bound hereby, Consultech and DHEC have knowingly and voluntarily executed this Agreement as of the latest day and year set forth below.

[*SIGNATURES ON FOLLOWING PAGES*]

Consultech Environmental, LLC

Raj Shah

By: Raj B. Shah, P.E.
Its: Technical Director

Date: 7/10/09

EXECUTION COPY

South Carolina Department of Health
and Environmental Control

R Douglas Calvert

Date: 7/14/09

By: R. Douglas Calvert
Chief of Staff
South Carolina Department of
Health and Environmental Control

SCHEDULE A

Project #	UST #	Site Name	City	Equipment to be removed
C - 1048	5027	Main St. Shell	Conway	
C - 1086	17292	Sweatman's Grocery, Hudson & Canaan Bridge Rd	Cope	
C - 1117	5187	Sam's Handymart	Loris	
C - 1125	23021 & 15283	Infinger Grocery 1447 W. Main Street	Harleyville	Kaeser Compressor, Tank, Oil Mist Eliminator, Fence
C - 1131	10145	**Pantry #3063** Hwy 544 & Hwy 137	Socastee	
C - 1138	9372	Handy Pantry 44, Charlotte Hwy.	Lake Wylie	
C - 1139	5586	Former Glenn's 521 Grocery, Hwy 521	Lancaster	
C - 1168	2032	**Southern Convenience # 583** 1326 Blacksburg Hwy.	Blacksburg	Trailer Mounted Kaeser Compressor, Tank, Oil Mist Eliminator, Fence
C - 1189	13783	Prime Provision	Walterboro	Kaeser Compressor, Tank, Oil Mist Eliminator, Fence
C - 1191	973	**Point South BP, Hwy 17 &** I-95	Point South	
C - 1193	5265	**Okeetee Club, Hwy 17 &** I-95	Ridgeland	
C - 1202	18038	Plantation Station 111 Lighthouse Road	Hilton Head Island	
C - 1208	2697	Don D. Grants Store Cypress Rd & Sandy Grove Church St.	Lamar	
C - 1228	15395	Four Points Grocery Highway 9 & 41	Lake View	Trailer Mounted Kaeser Compressor, Tank, Oil Mist Eliminator, Fence
C - 1285	18574	Littleton Grocery	Salem	Kaeser Compressor, Tank, Oil Mist Eliminator, Fence, Pole
C - 1299	3192	**Master Shell** 301 S Congress Street	Winnsboro	
C - 1334	18906	Beaton's Grocery ALT US 278	Ridgeland	Kaeser Compressor, Tank, Oil Mist Eliminator, Fence
C - 1350	4335	Handy Mart Food	Travelers Rest	
C - 1355	14429	Carmichaels 66 Corner of Main St & 4th Ave	Lake View	Trailer Mouted Catalytic Oxidizer, Kaeser Compressor, Tank, Oil Mist Eliminator, Fence
C - 1356	2940	**Sanders Deep Well** 353 Beltline Blvd.	Summerville	
C - 1358	10714	Jim's Variety 7915 McGregor Street	Pageland	Trailer Mouted Catalytic Oxidizer, Kaeser Compressor, Tank, Oil Mist Eliminator, Shed
C - 1369	16023	**Cooper's Store** 2418 Old State Road	Moncks Corner	
C - 1379	10382	**Winners Circle** 1530 Jefferson Davis Hwy	Camden	
C - 1380	8941	Rembert Grocery	Rembert	3 Kaeser Compressors, 3 Tanks, 3 Oil Mist Eliminators, Fence
C - 1382	17489	S&P Grocery	Lynchburg	Kaeser Compressor, Tank, Oil Mist Eliminator, Fence
C - 1383	8932	HQ Health Self Serve 2	Sumter	
C - 1385	12519	Murray's Grocery	Early Branch	Kaeser Compressor, Tank, Oil Mist Eliminator, Fence
C - 1386	14564	H. Cromer Service Station	Lockhart	Kaeser Compressor, Tank, Oil Mist Eliminator, Fence
C - 7001	2230	Danny Melton Amoco	Pageland	Free Product Skimming Unit, Tank, Shed
C - 7002	9423	Passmore Grocery	Rock Hill	

Equipment will be removed from these sites

D H E C

PROMOTE PROTECT PROSPER

C. Earl Hunter, Commissioner

Promoting and protecting the health of the public and the environment.

OCT 15 2009

BRYAN SHANE
MIDLANDS ENVIRONMENTAL CONSULTANTS
PO BOX 854
LEXINGTON SC 29071

10tech UST DOCKET

Re: **Notice to Proceed-Groundwater Sampling**
Bid # IFB-33335-3/11/08-EMW; PO# 719459

Dear Mr. Shane:

Based on the award of the referenced bid package, enclosed are the information packets to conduct twenty-two (22) groundwater-sampling events. The packets contain all necessary information for work to begin. The facility has been assigned an individual Cost Agreement (CA) number as listed below. Please reference the CA number and Purchase Order # 719459 on the appropriate invoice submitted for payment against the facility.

UST Permit #	Facility	County	# wells	UST Project Manager	Sampling Due Date	Parameters-Groundwater	PACE CA#	MECI CA#
17560	Pantry 3961	Cherokee	27	S. Fulmer	11/27/09	BTEXMN	36838	36837
09372	Handy Pantry 44	York	18	D. Thoma	11/27/09	BTEXMN, DCA, & EDB	37300	37301
14623	J&R Mini Mart	Lancaster	19	S. Fulmer	11/27/09	BTEXMN	35709	35708
08424	Max Brian	Spartanburg	16	M. Milenkova	11/27/09	BTEXMN, DCA, & Oxygenates	37038	37037
19155	Bolts Bros Grocery	Abbeville	26	S. Briney	11/27/09	BTEXMN, DCA, EDB, Oxygenates, & 19-total lead	37130	37131
04783	Kings Texaco	Greenwood	22	J. Koon	11/27/09	BTEXMN, DCA, EDB, & Oxygenates	37161	37160
05742	Henry Wilson Station	Lee	35	M. Johnson	11/27/09	BTEXMN, DCA, EDB, & 15-Total Lead	36741	36736
02697	Don D Grant	Lee	14	D. Thoma	11/27/09	BTEXMN, DCA, & EDB	37304	37305
15688	Robert Rabon	Sumter	37	D. Thoma	11/27/09	BTEXMN, DCA, & EDB	37312	37313
08911	Rembert Grocery	Sumter	52	D. Thoma	11/27/09	BTEXMN, DCA, & EDB	37302	37303
08932	Heath Self Serve	Sumter	27	D. Thoma	11/27/09	BTEXMN, DCA, & EDB	37297	37298
12898	Breakers 1	Florence	13	M. Rivers	11/27/09	BTEXMN, DCA, & Oxygenates	37116	37117
10686	Tiger Mart 18	Marlboro	19	J. Martin	11/27/09	BTEXMN & EDB	37217	37218
06291	Bennettsville Maint.	Marlboro	8	J. Martin	11/27/09	BTEXMN, DCA, & EDB	34571	34572
16263	Value Mart 1	Georgetown	14	D. Thoma	11/27/09	BTEXMN & DCA	37239	37240
13997	D&L Country Store	Georgetown	20	D. Thoma	11/27/09	BTEXMN & DCA	37237	37238
00849	Hilda Garage	Barnwell	25	J. Koon	11/27/09	BTEXMN, DCA, EDB, & Oxygenates	37347	37348
14935	Hartzog Farms	Barnwell	11	J. Koon	11/27/09	BTEXMN, DCA, & EDB	37194	37193

00781	Bamberg Maint.	Bamberg	23	J. Koon	11/27/09	BTEXMN, DCA, & Oxygenates	37159	37158
10658	Joker Joes Truck	Jasper	25	J. Koon	11/27/09	BTEXMN, DCA, EDB, & Oxygenates	37317	37318
04887	Warren Green	Jasper	21	J. Koon	11/27/09	BTEXMN, DCA, EDB, & Oxygenates	37306	37307

MECI will perform services at the sites on behalf of the site's responsible party (RP); however, payment will be made from the SUPERB Account. The site's RP has no obligation for payment for this scope of work. Please coordinate access to the facility with the property owner. Contact information has been provided in the information packet. The Department grants pre-approval for transportation of virgin petroleum impacted soil and groundwater from the referenced site to a permitted treatment facility. There can be no spillage or leakage in transport. All investigation-derived waste (IDW) must be properly contained and labeled prior to disposal. A copy of the disposal manifest and/or acceptance letter from the receiving facility that clearly designates the quantity received must be included with the final report. The SUPERB Account will not reimburse for transportation or treatment of soil and/or groundwater with concentrations below RBSLs. **Please note, the final report is due within 3 weeks from the date the site is sampled. If the site is not sampled by the specified due date or the report is not received in the specified time period, a late fee may be imposed.**

Please contact me with the sampling schedule before commencing work at these facilities. If you have any questions or need further assistance, please contact me at (803) 896-6397 or thomadl@dhec.sc.gov.

Sincerely,

Debra L. Thoma

Debra L. Thoma, Hydrogeologist
Corrective Action Section
UST Management Division
Bureau of Land & Waste Management

enc: Information Packets
Approved Cost Agreements

cc: Renee Spencer, PACE Analytical, 9800 Kincey Ave. Ste. 100, Huntersville, NC, 28078 (w/ Approved CAs)
Technical Files (w/o. enc.)

Approved Cost Agreement 37297

Facility: 08932 H Q HEATH SELF SERV 2

THOMADL

PO Number:

Task / Description	Categories	Item	Description	Qty / Pct	Unit Price	Amount
11 ANALYSES						
	GW GROUNDWATER	A	BTEX+NAPTH+MTBE	27.0000	23.00	621.00
		F	EDB	27.0000	25.00	675.00
				Total Amount		1,296.00

Approved Cost Agreement 37298

Facility: 08932 H Q HEATH SELF SERV 2

THOMADL

PO Number:

Task / Description	Categories	Item	Description	Qty / Pct	Unit Price	Amount
04 MOB/DEMOB						
		B	PERSONNEL	2.0000	150.00	300.00
10 SAMPLE COLLECTION						
		A	GROUND WATER	1.0000	12.00	12.00
		D	GROUNDWATER NO-PURGE	26.0000	10.00	260.00
17 DISPOSAL						
		A1	WASTEWATER - PURGING/SAMPLING	10.0000	0.30	3.00
				Total Amount		575.00

Midlands Environmental Consultants, Inc.

November 13, 2009

UST
NOV 2 4 2009
PROGRA

Ms. Debra Thoma, Hydrogeologist
Corrective Action Division
Assessment and Corrective Action Division
Underground Storage Tank Division
Bureau of Land and Waste Management
South Carolina Department of Health and
Environmental Control
2600 Bull Street
Columbia, South Carolina 29201

UST
DOCKET
Tech

Subject: Report of Groundwater Sampling
Heath Self Serve
Sumter, South Carolina
SCDHEC Site ID Number 08932 CA# 37298
MECI Project Number 09-2497
Certified Site Rehabilitation Contractor UCC-0009

Dear Ms. Thoma,

Midlands Environmental Consultants Inc. (MECI) is pleased to submit the attached Report of Sampling for the referenced site.

On November 12, 2009, twenty monitoring wells (MW-2 through MW-9, MW-12 through MW-16, MW-18, MW-20 through MW-23, MW-25, and MW-27) were sampled. Six monitoring wells (MW-5, MW-18, MW-20, MW-22 through MW-23, and MW-27) were purged prior to sampling. One monitoring well (MW-10) was gauged and contained free phase petroleum product. One monitoring well (MW-1) was gauged and determined to be dry. Five monitoring wells (MW-11, MW-17, MW-19, MW-24, and MW-26) were not located, nor sampled. Groundwater samples obtained were transported to Pace Analytical Services, Inc. of Huntersville, NC for analysis.

Purge water produced by the purging process was treated on-site utilizing a granular activated carbon unit. A total of 41.5 gallons of purge water was disposed of in this manner. A disposal manifest for the referenced purge water is attached at the end of this report.

If you have any question or comments please feel free to contact us at 803-808-2043.

Sincerely,
Midlands Environmental Consultants, Inc.

Courtney M. Sanders
Staff Biologist

Brendon P. Kelly
Project Scientist

Post Office Box 854, Lexington SC 29071 • 235-B Dooley Road, Lexington, SC 29073
Telephone: (803) 808-2043 • fax: (803) 808-2048

SCANNED

Site Activity Summary

UST Permit #: 08932
Facility Name: Heath Self Service
County: Sumter
Field Personnel: Brendon Kelly and Chris Lashley

Midlands Environmental Consultants, Inc.
235-B Dooley Road, Lexington, SC 29073
(803) 808-2043 fax: 808-2048

Sample ID	Sampled?	Date	Time	Screened Interval	Depth to Product (ft)	Depth to Water (ft)	Product Thickness (ft)	# Gals. Purged	Comments
MW-1	N	DRY	DRY	12-22	DRY	DRY	DRY	DRY	Dry; Obstruction at 11.82 feet
MW-2	Y	11/12/09	14:20	14-24	***	18.06	***	***	Odor
MW-3	Y	11/12/09	14:55	14-24	***	18.57	***	***	Strong Odor
MW-4	Y	11/12/09	13:58	14-24	***	14.55	***	***	No Odor; Well Cap Added
MW-5	Y	11/12/09	14:15	40-45	***	17.96	***	13.5	Odor
MW-6	Y	11/12/09	14:31	12-22	***	15.60	***	***	No Odor; Cap Missing; Flush w/ground, runoff in well
MW-7	Y	11/12/09	13:08	12-22	***	17.97	***	***	Strong Odor; Sheen
MW-8	Y	11/12/09	13:05	13-23	***	18.26	***	***	Odor
MW-9	Y	11/12/09	12:40	13-23	***	17.73	***	***	Strong Odor; Sheen on Sample; Two Bolts Added
MW-10	N	***	13:15	13-23	17.62	17.77	0.15	***	Product
MW-11	N	***	***	12-22	***	***	***	***	Not Located; Contacted Project Manager
MW-12	Y	11/12/09	14:45	10-20	***	18.31	***	***	Slight Odor; Four inch Well
MW-13	Y	11/12/09	13:00	13-23	***	19.34	***	***	No Odor
MW-14	Y	11/12/09	11:35	10-20	***	13.35	***	***	No Odor; Well Cap and Two Bolts Added
MW-15	Y	11/12/09	12:50	8-18	***	12.35	***	***	No Odor
								13.5	**TOTAL GALLONS PURGED**

Site Activity Summary

UST Permit #: 08932
Facility Name: Heath Self Service
County: Sumter
Field Personnel: Brendon Kelly and Chris Lashley

Midlands Environmental Consultants, Inc.
235-B Dooley Road, Lexington, SC 29073
(803) 808-2043 fax: 808-2048

Sample ID	Sampled?	Date	Time	Screened Interval	Depth to Product (ft)	Depth to Water (ft)	Product Thickness (ft)	# Gals. Purged	Comments
MW-16	Y	11/12/09	13:40	10-20	***	14.13	***	***	Odor
MW-17	N	***	***	10-20	***	***	***	***	Not Located; Contacted Project Manager
MW-18	Y	11/12/09	12:10	10-20	***	0.00	***	8.0	No Odor; Underwater; Well Cap Added
MW-19	N	***	***	13-23	***	***	***	***	Not Located; Contacted Project Manager
MW-20	Y	11/12/09	10:55	3-13	***	1.92	***	5.5	Slight Odor; Two Bolts Added
MW-21	Y	11/12/09	10:25	3-8	***	0.07	***	***	Slight Odor; Unable to Purge; Lid & One Bolt Added
MW-22	Y	11/12/09	10:14	3-8	***	0.95	***	2.0	No Odor; Two Bolts Added
MW-23	Y	11/12/09	10:02	13-23	***	0.00	***	11.5	Slight Odor; Well Cap &Vault Lid; Well Full of Water
MW-24	N	***	***	13-23	***	***	***	***	Not Located; Contacted Project Manager
MW-25	Y	11/12/09	11:30	6-16	***	11.14	***	***	No Odor; Two Bolts Added
MW-26	N	***	***	5-15	***	***	***	***	Not Located; Contacted Project Manager
MW-27	Y	11/12/09	10:30	6.6	***	2.19	***	1.0	Slight Odor; Three Bolts Added
								28.0	**TOTAL GALLONS PURGED**

South Carolina Department of Health and Environmental Control
Bureau of Land and Waste Management Underground Storage Tank Program

Field Data Information Sheet for Groundwater Sampling

Date (mm/dd/yy): 11/12/2009

Field Personnel: Brenda Kelly and Chris Lashley

General Weather Conditions: Sunny

Ambient Air Temperature: 28.0 °C

Quality Assurance

pH Meter	YSI Model 550A	Conductivity Meter	
serial no.	02A0831	serial no.	02A0831
pH=4.0		standard	X
pH=7.0	X	standard	
pH=10.0		standard	

Chain of Custody

Relinquished by Date/Time Received by Date/Time

Facility Name: Heath Self Serve

Site ID#: 08932 **Monitoring Well #** MW-5

Water Supply Well **Public** _____ **Private** _____

Monitoring Well Diameter (D): 2 inches

Conversion Factor (C): 3.14 x $(D/2)^2$ for a 2 inch well C=0.163
for a 4 inch well C=0.652

* Free Product Thickness:			feet
Depth to Free Product (DFP)			feet
Depth to Ground Water (DGW)	17.96		feet
Total Well Depth (TWD)	45		feet
Length of the water column (LWC=TWD-DGW)		27.04	feet
1 casing volume (CV=LWC X C)= ____ X	0.163	4.41	gallons
3 casing volume (3 X CV)=	3	13.22	gallons

Total Volume of Water Purged Before Sampling 13.5 gals.

*If free product is present over 1/8 inch, sampling will not be required.

Cumulative Volume Purged (gallons)	Inital	1st Vol	2nd Vol	3rd Vol	4th Vol	5th Vol	Post Sampling	
Time (military)	14:01	14:06	14:10	14:17				
pH (s.u.)	6.44	6.48	6.52	6.54				
Specific Conductivity (µmhos/cm)	51.8	48.7	39.7	36.1				
Water Temperature (°C)	18.5	19.0	20.1	20.9				
Dissolved Oxygen	1.89	2.21	3.06	3.10				
PID readings, if required								

Remarks: Sample Time: 14:01

South Carolina Department of Health and Environmental Control
Bureau of Land and Waste Management Underground Storage Tank Program

Field Data Information Sheet for Groundwater Sampling

Date (mm/dd/yy): 11/12/2009

Field Personnel: Brenda Kelly and Chris Lashley

General Weather Conditions: Sunny

Ambient Air Temperature: 28.0 °C

Quality Assurance

pH Meter	YSI Model 550A	Conductivity Meter	
serial no.	02A0831	serial no.	02A0831
pH=4.0		standard	X
pH=7.0	X	standard	
pH=10.0		standard	

Chain of Custody

Relinquished by Date/Time

Received by Date/Time

Facility Name: Heath Self Serve

Site ID#: 08932 **Monitoring Well #** MW-18

Water Supply Well **Public** _____ **Private** _____

Monitoring Well Diameter (D): 2 inches

Conversion Factor (C): 3.14 x $(D/2)^2$ for a 2 inch well C=0.163
for a 4 inch well C=0.652

* Free Product Thickness:			feet
Depth to Free Product (DFP)			feet
Depth to Ground Water (DGW)	0.00		feet
Total Well Depth (TWD)	20		feet
Length of the water column (LWC=TWD-DGW)		20	feet
1 casing volume (CV=LWC X C)= ____ X	0.163	3.26	gallons
3 casing volume (3 X CV)=	3	9.78	gallons

Total Volume of Water Purged Before Sampling 8 gals.

*If free product is present over 1/8 inch, sampling will not be required.

Cumulative Volume Purged (gallons)	Inital	1st Vol	2nd Vol	3rd Vol	4th Vol	5th Vol	Post Sampling	
Time (military)	11:58	12:03	12:07					
pH (s.u.)	6.98	6.76	6.66					
Specific Conductivity (µmhos/cm)	19.9	18.3	18.1					
Water Temperature (°C)	21.9	25.1	25.3					
Dissolved Oxygen	4.35	2.32	2.31					
PID readings, if required								

Remarks: Sample Time: 11:58 Dry at 8 Gallons

South Carolina Department of Health and Environmental Control
Bureau of Land and Waste Management Underground Storage Tank Program

Field Data Information Sheet for Groundwater Sampling

Date (mm/dd/yy): 11/12/2009

Field Personnel: Brenda Kelly and Chris Lashley

General Weather Conditions: Sunny

Ambient Air Temperature: 28.0 °C

Quality Assurance

pH Meter	YSI Model 550A	Conductivity Meter	
serial no.	02A0831	serial no.	02A0831
pH=4.0		standard	X
pH=7.0	X	standard	
pH=10.0		standard	

Chain of Custody

Relinquished by Date/Time Received by Date/Time

Facility Name: Heath Self Serve

Site ID#: 08932 **Monitoring Well #** MW-20

Water Supply Well **Public** _____ **Private** _____

Monitoring Well Diameter (D): 2 inches

Conversion Factor (C): 3.14 x $(D/2)^2$ for a 2 inch well C=0.163
for a 4 inch well C=0.652

* Free Product Thickness:			feet
Depth to Free Product (DFP)			feet
Depth to Ground Water (DGW)	1.92		feet
Total Well Depth (TWD)	13		feet
Length of the water column (LWC=TWD-DGW)		11.08	feet
1 casing volume (CV=LWC X C)= ____ X	0.163	1.81	gallons
3 casing volume (3 X CV)=	3	5.42	gallons

Total Volume of Water Purged Before Sampling 5.5 gals.

*If free product is present over 1/8 inch, sampling will not be required.

Cumulative Volume Purged (gallons)	Inital	1st Vol	2nd Vol	3rd Vol	4th Vol	5th Vol	Post Sampling	
Time (military)	10:35	10:39	10:45	10:50				
pH (s.u.)	6.24	6.23	6.22	6.20				
Specific Conductivity (µmhos/cm)	136.3	135.1	133.9	133.9				
Water Temperature (°C)	17.9	18.2	18.5	18.9				
Dissolved Oxygen	2.26	2.09	1.79	1.51				
PID readings, if required								

Remarks: Sample Time: 10:35

South Carolina Department of Health and Environmental Control
Bureau of Land and Waste Management Underground Storage Tank Program

Field Data Information Sheet for Groundwater Sampling

Date (mm/dd/yy): 11/12/2009

Field Personnel: Brenda Kelly and Chris Lashley

General Weather Conditions: Sunny

Ambient Air Temperature: 28.0 °C

Quality Assurance

pH Meter	YSI Model 550A	Conductivity Meter	
serial no.	02A0831	serial no.	02A0831
pH=4.0		standard	X
pH=7.0	X	standard	
pH=10.0		standard	

Chain of Custody

Relinquished by Date/Time

Received by Date/Time

Facility Name: Heath Self Serve

Site ID#: 08932 **Monitoring Well #** MW-22

Water Supply Well **Public** _____ **Private** _____

Monitoring Well Diameter (D): 2 inches

Conversion Factor (C): 3.14 x $(D/2)^2$ for a 2 inch well C=0.163
for a 4 inch well C=0.652

* Free Product Thickness:				feet
Depth to Free Product (DFP)				feet
Depth to Ground Water (DGW)	0.95			feet
Total Well Depth (TWD)	8			feet
Length of the water column (LWC=TWD-DGW)			7.05	feet
1 casing volume (CV=LWC X C)= ____ X		0.163	1.15	gallons
3 casing volume (3 X CV)=		3	3.45	gallons

Total Volume of Water Purged Before Sampling 2 gals.

*If free product is present over 1/8 inch, sampling will not be required.

Cumulative Volume Purged (gallons)	Inital	1st Vol	2nd Vol	3rd Vol	4th Vol	5th Vol	Post Sampling	
Time (military)	10:09	10:12						
pH (s.u.)	6.58	6.46						
Specific Conductivity (µmhos/cm)	70.6	81.8						
Water Temperature (°C)	17.3	18.6						
Dissolved Oxygen	0.45	0.19						
PID readings, if required								

Remarks: Sample Time: 10:09 Parameters within 10%

South Carolina Department of Health and Environmental Control
Bureau of Land and Waste Management Underground Storage Tank Program

Field Data Information Sheet for Groundwater Sampling

Date (mm/dd/yy): 11/12/2009

Field Personnel: Brenda Kelly and Chris Lashley

General Weather Conditions: Sunny

Ambient Air Temperature: 28.0 °C

Quality Assurance

pH Meter	YSI Model 550A	Conductivity Meter	
serial no.	02A0831	serial no.	02A0831
pH=4.0		standard	X
pH=7.0	X	standard	
pH=10.0		standard	

Chain of Custody

Relinquished by Date/Time Received by Date/Time

Facility Name: Heath Self Serve

Site ID#: 08932 **Monitoring Well #** MW-23

Water Supply Well **Public** _____ **Private** _____

Monitoring Well Diameter (D): 2 inches

Conversion Factor (C): 3.14 x $(D/2)^2$ for a 2 inch well C=0.163
for a 4 inch well C=0.652

* Free Product Thickness:			feet
Depth to Free Product (DFP)			feet
Depth to Ground Water (DGW)	0.00		feet
Total Well Depth (TWD)	23		feet
Length of the water column (LWC=TWD-DGW)		23	feet
1 casing volume (CV=LWC X C)= ____ X	0.163	3.75	gallons
3 casing volume (3 X CV)=	3	11.25	gallons

Total Volume of Water Purged Before Sampling 11.5 gals.

*If free product is present over 1/8 inch, sampling will not be required.

Cumulative Volume Purged (gallons)	Inital	1st Vol	2nd Vol	3rd Vol	4th Vol	5th Vol	Post Sampling	
Time (military)	10:02	10:04	10:06	10:07				
pH (s.u.)	6.92	7.11	7.23	7.37				
Specific Conductivity (µmhos/cm)	68.5	66.7	63.9	62.6				
Water Temperature (°C)	15.8	16.9	17.5	17.8				
Dissolved Oxygen	1.57	1.31	1.26	1.14				
PID readings, if required								

Remarks: Sample Time: 10:02

South Carolina Department of Health and Environmental Control
Bureau of Land and Waste Management Underground Storage Tank Program

Field Data Information Sheet for Groundwater Sampling

Date (mm/dd/yy): 11/12/2009

Field Personnel: Brenda Kelly and Chris Lashley

General Weather Conditions: Sunny

Ambient Air Temperature: 28.0 °C

Quality Assurance

pH Meter	YSI Model 550A	Conductivity Meter	
serial no.	02A0831	serial no.	02A0831
pH=4.0		standard	X
pH=7.0	X	standard	
pH=10.0		standard	

Chain of Custody

Relinquished by Date/Time

Received by Date/Time

Facility Name: Heath Self Serve

Site ID#: 08932 **Monitoring Well #** MW-27

Water Supply Well **Public** _____ **Private** _____

Monitoring Well Diameter (D): 2 inches

Conversion Factor (C): 3.14 x $(D/2)^2$ for a 2 inch well C=0.163
for a 4 inch well C=0.652

* Free Product Thickness:			feet
Depth to Free Product (DFP)			feet
Depth to Ground Water (DGW)	2.19		feet
Total Well Depth (TWD)	6.6		feet
Length of the water column (LWC=TWD-DGW)		4.41	feet
1 casing volume (CV=LWC X C)= ____ X	0.163	0.72	gallons
3 casing volume (3 X CV)=	3	2.16	gallons

Total Volume of Water Purged Before Sampling 1 gals.

*If free product is present over 1/8 inch, sampling will not be required.

Cumulative Volume Purged (gallons)	Inital	1st Vol	2nd Vol	3rd Vol	4th Vol	5th Vol	Post Sampling	
Time (military)	10:20	10:23						
pH (s.u.)	6.16	6.23						
Specific Conductivity (µmhos/cm)	80.9	85.2						
Water Temperature (°C)	17.0	16.9						
Dissolved Oxygen	1.30	1.39						
PID readings, if required								

Remarks: Sample Time: 10:20 Dry at 1 Gallons

Project:
HEATH SELF SERVE #2
N. GUIGNARD DRIVE AND MILLER ROAD
SUMTER, SOUTH CAROLINA

SITE PLAN

File Number:
E562HSLO
Field Work Date(s):

Emerald, Inc.
Sumter, South Carolina

Pace Analytical®
www.pacelabs.com

CHAIN-OF-CUSTODY / Analytical Request Document

The Chain-of-Custody is a LEGAL DOCUMENT. All relevant fields must be completed accurately.

Page: 1 of 3

1331591

Section A — **Required** Client Information:

Company: SC DHEC
Address: 2600 Bull Street
Columbia SC 29201
Email To:
Phone: 803-898-6240 Fax: 803-896-6243
Requested Due Date/TAT:

Section B — **Required** Project Information:

Report To: D. Thoma
Copy To:
Purchase Order No.: 719459
Project Name: HEATH Health Service
Project Number: 08932 / PACE QA# 37297

Section C — Invoice Information:

Attention: Finance (D. Thoma)
Company Name: SCDHEC - UST
Address:
Pace Quote Reference:
Pace Project Manager: R. Spencer
Pace Profile #:

REGULATORY AGENCY

☐ NPDES ☐ GROUND WATER ☐ DRINKING WATER
☑ UST ☐ RCRA ☐ OTHER

Site Location STATE: SC

Section D — **Required** Client Information

SAMPLE ID
(A-Z, 0-9 / ,-)
Sample IDs MUST BE UNIQUE

Matrix Codes (MATRIX / CODE)

Drinking Water	DW
Water	WT
Waste Water	WW
Product	P
Soil/Solid	SL
Oil	OL
Wipe	WP
Air	AR
Tissue	TS
Other	OT

ITEM #	SAMPLE ID	MATRIX CODE (see valid codes to left)	SAMPLE TYPE (G=GRAB C=COMP)	COLLECTED: COMPOSITE START DATE	COMPOSITE START TIME	COMPOSITE END/GRAB DATE	COMPOSITE END/GRAB TIME	SAMPLE TEMP AT COLLECTION	# OF CONTAINERS	Preservatives: Unpreserved	H_2SO_4	HNO_3	HCl	NaOH	$Na_2S_2O_3$	Methanol	Other	Analysis Test Y/N	BTEX, Naph, MTBE 8260	1,2 DCA	EDB 8011	Residual Chlorine (Y/N)	Pace Project No./ Lab I.D.
~~1~~	~~MW-1~~	~~WT~~	~~G~~																				
2	MW-2					11/12	14:20		6										X	X	X		Dry, Obstructed @ 11.92
3	MW-3						14:55																Odor
4	MW-4						13:58																Strong Odor
5	MW-5						14:13																No Odor
6	MW-6						14:31																Odor
7	MW-7						13:06																No Odor
8	MW-8						13:05																Strong Odor/ Sheen
9	MW-9						12:40		6										X	X	X		Odor
~~10~~	~~MW-10~~					11/12	13:15		~~6~~														~~Odor~~ Product
~~11~~	~~MW-11~~	~~WT~~	~~G~~																				Not Located
12	MW-12	WT	G			11/12	14:15		6										X	X	X		Slight Odor

ADDITIONAL COMMENTS	RELINQUISHED BY / AFFILIATION	DATE	TIME	ACCEPTED BY / AFFILIATION	DATE	TIME	SAMPLE CONDITIONS
No Samples from MW-10		11/13/09		S Moody Pace	11-13-09	12:10	

2

SAMPLER NAME AND SIGNATURE

PRINT Name of SAMPLER: Brandon Kolin
SIGNATURE of SAMPLER:
DATE Signed (MM/DD/YY): 11/13/09

Temp in °C	Received on Ice (Y/N)	Custody Sealed Cooler (Y/N)	Samples Intact (Y/N)

*Important Note: By signing this form you are accepting Pace's NET 30 day payment terms and agreeing to late charges of 1.5% per month for any invoices not paid within 30 days.

Pace Analytical®
www.pacelabs.com

CHAIN-OF-CUSTODY / Analytical Request Document

The Chain-of-Custody is a LEGAL DOCUMENT. All relevant fields must be completed accurately.

1331592

Section A Required Client Information:

Company: SCDHEC
Address: 2600 Bull Street
Columbia, SC 29201
Email To:
Phone: 803-893-6240 Fax: 803-896-6293
Requested Due Date/TAT:

Section B Required Project Information:

Report To: D. Thoma
Copy To:
Purchase Order No.: 719459
Project Name: Heath Health Service
Project Number: 08932 / Pace QAH 37297

Section C Invoice Information:

Attention: Finance (D. Thoma)
Company Name: SCDHEC - UST
Address:
Pace Quote Reference:
Pace Project Manager: R. Spencer
Pace Profile #:

REGULATORY AGENCY

☐ NPDES ☐ GROUND WATER ☐ DRINKING WATER
☑ UST ☐ RCRA ☐ OTHER

Site Location STATE: SC

Section D Required Client Information

SAMPLE ID
(A-Z, 0-9 / ,-)
Sample IDs MUST BE UNIQUE

Matrix Codes MATRIX / CODE

Drinking Water	DW
Water	WT
Waste Water	WW
Product	P
Soil/Solid	SL
Oil	OL
Wipe	WP
Air	AR
Tissue	TS
Other	OT

ITEM #	SAMPLE ID	MATRIX CODE (see valid codes to left)	SAMPLE TYPE (G=GRAB C=COMP)	COLLECTED COMPOSITE START DATE	COMPOSITE START TIME	COMPOSITE END/GRAB DATE	COMPOSITE END/GRAB TIME	SAMPLE TEMP AT COLLECTION	# OF CONTAINERS	Preservatives: Unpreserved	H_2SO_4	HNO_3	HCl	NaOH	$Na_2S_2O_3$	Methanol	Other	Analysis Test Y/N: BTEX, Naph, MTBE 8260	1,2 DCA	EDB 8011	Residual Chlorine (Y/N)	Pace Project No./ Lab I.D.
1	MW-13	WT	G			11/12	13:00		6									X	X	Y		No Odor
2	MW-14	↓	↓				11:35		↓									↓	↓	↓		No Odor
3	MW-15	↓	↓			↓	12:50		↓									↓	↓	↓		No Odor
4	MW-16	WT	G			11/12	13:40		6									X	X	Y		Odor
5	~~MW-17~~																					Not Located
6	MW-18	WT	G			11/12	12:10		6									X	X	Y		No Odor
7	~~MW-19~~																					Not Located
8	MW-20	WT	G			11/12	10:55		6									X	X	Y		Slight Odor
9	MW-21	↓	↓			↓	10:25		↓									↓	↓	↓		No Odor
10	MW-22	↓	↓			↓	10:14		↓									↓	↓	↓		No Odor
11	MW-23	WT	G			11/12	10:02		6									X	X	Y		Slight Odor
12	~~MW-24~~																					Not Located

ADDITIONAL COMMENTS	RELINQUISHED BY / AFFILIATION	DATE	TIME	ACCEPTED BY / AFFILIATION	DATE	TIME	SAMPLE CONDITIONS
		11/13/09		DMoody - Pace	11-13-09	12:10	

2

SAMPLER NAME AND SIGNATURE

PRINT Name of SAMPLER: Bryan Kelly
SIGNATURE of SAMPLER:
DATE Signed (MM/DD/YY): 11/13/09

Temp in °C | Received on Ice (Y/N) | Custody Sealed Cooler (Y/N) | Samples Intact (Y/N)

*Important Note: By signing this form you are accepting Pace's NET 30 day payment terms and agreeing to late charges of 1.5% per month for any invoices not paid within 30 days.

Pace Analytical®
www.pacelabs.com

CHAIN-OF-CUSTODY / Analytical Request Document

The Chain-of-Custody is a LEGAL DOCUMENT. All relevant fields must be completed accurately.

Page: 3 of 3

1331593

Section A — Required Client Information:

Company: SC DHEC
Address: 2600 Bull STREET
Columbia, SC 29201
Email To:
Phone: 803-898-6240 Fax: 803-896-6243
Requested Due Date/TAT:

Section B — Required Project Information:

Report To: D. Thoma
Copy To:
Purchase Order No.: 719459
Project Name: Heath Health Service
Project Number: 08932 / PACE CAH 37297

Section C — Invoice Information:

Attention: Finance (D. Thoma)
Company Name: SCDHEC - UST
Address:
Pace Quote Reference:
Pace Project Manager: R. Spencer
Pace Profile #:

REGULATORY AGENCY

☐ NPDES ☐ GROUND WATER ☐ DRINKING WATER
☒ UST ☐ RCRA ☐ OTHER

Site Location STATE: SC

Section D — Required Client Information

SAMPLE ID
(A-Z, 0-9 / ,-)
Sample IDs MUST BE UNIQUE

Matrix Codes (MATRIX / CODE)

Drinking Water	DW
Water	WT
Waste Water	WW
Product	P
Soil/Solid	SL
Oil	OL
Wipe	WP
Air	AR
Tissue	TS
Other	OT

ITEM #	SAMPLE ID	MATRIX CODE (see valid codes to left)	SAMPLE TYPE (G=GRAB C=COMP)	COLLECTED: COMPOSITE START DATE	COMPOSITE START TIME	COMPOSITE END/GRAB DATE	COMPOSITE END/GRAB TIME	SAMPLE TEMP AT COLLECTION	# OF CONTAINERS	Preservatives: Unpreserved	H_2SO_4	HNO_3	HCl	NaOH	$Na_2S_2O_3$	Methanol	Other	Analysis Test ↓ Y/N	RTEX, Napth, MTBE 8260	1,2 DCA	EDR 504.1	Residual Chlorine (Y/N)	Pace Project No./ Lab I.D.
1	MW-25	WT	G			11/12	11:30		6				X						X	X	X		No Odor
2	~~MW-26~~																						
3	MW-27	WT	G			11/12	10:30		6				X						X	X	X		No Odor Slight odor
4																							
5																							
6																							
7																							
8																							
9																							
10																							
11																							
12																							

ADDITIONAL COMMENTS	RELINQUISHED BY / AFFILIATION	DATE	TIME	ACCEPTED BY / AFFILIATION	DATE	TIME	SAMPLE CONDITIONS
		11/13/09		JMoody-Pace	11-13-09	12:10	

2

SAMPLER NAME AND SIGNATURE

PRINT Name of SAMPLER: Brandon Hall
SIGNATURE of SAMPLER:
DATE Signed (MM/DD/YY): 11/13/09

Temp in °C	Received on Ice (Y/N)	Custody Sealed Cooler (Y/N)	Samples Intact (Y/N)

*Important Note: By signing this form you are accepting Pace's NET 30 day payment terms and agreeing to late charges of 1.5% per month for any invoices not paid within 30 days.

Midlands
Environmental
Consultants, Inc.

November 13, 2009

Re: Treatment of Purge Water
Heath Self Serve
Sumter, South Carolina
SCDHEC Site ID Number 08932
MECI Project Number 09-2497

To Whom It May Concern;

Midlands Environmental Consultants, Inc. is providing the following letter as certification that treatment of the referenced purge water complied with the conditions of "Proposed Conditions for Use of Portable Activated Carbon Units for the Treatment of Small Volumes of Petroleum Hydrocarbon Contaminated Groundwater", as described in the following:

Applicability:

Groundwater treated was obtained as a result development of wells and sampling.

Conditions:

1. The purge/bail water from all wells is mixed before usage of the Activated Carbon Unit.
2. No free-product was detected in any of the purge water drums.
3. Analytical results of from well sampling show average concentrations of petroleum hydrocarbon constituents less than 5000 parts per billion (ppb) Benzene and less than 20,000 ppb total BTEX.
4. The existing carbon pack will be replaced/reactivated every 5,000 gallons.
5. Record of usage is maintained by Contractor.
6. Any and all recommendations and conditions issued by the Manufacturer have been adhered to.
7. Any and all recommendations and conditions (even on a site by site basis) issued by the SCDHEC must be adhered to.

All purge waters were treated on-site using an up-flow treatment drum loaded with 30 pounds of activated carbon. Carbon will be loaded to a maximum of 3 pounds of total organic compounds or 5,000 gallons of development/purge water, whichever occurs first.

Post Office Box 854, Lexington SC 29071 • 235-B Dooley Road, Lexington, SC 29073
Telephone: (803) 808-2043 • fax: (803) 808-2048

A total of 41.5 gallons were treated on November 12, 2009 at the referenced site.

Midlands Environmental also tracks cumulative organic compounds adsorbed on the activated carbon to ensure the capacity of carbon mass is not over-charged. This data is available upon request.

Should you have any questions or comments, please contact the undersigned.

Sincerely,
Midlands Environmental Consultants, Inc.

Courtney M. Sanders
Staff Biologist

Pace Analytical®
www.pacelabs.com

Pace Analytical Services, Inc.
2225 Riverside Dr.
Asheville, NC 28804
(828)254-7176

Pace Analytical Services, Inc.
9800 Kincey Ave. Suite 100
Huntersville, NC 28078
(704)875-9092

November 20, 2009

Ms. Debra Thoma
SCDHEC
UST Program
2600 Bull Street
Columbia, SC 29201

RE: Project: HEATH HEALTH SERVICE 08932
Pace Project No.: 9257547

Dear Ms. Thoma:
Enclosed are the analytical results for sample(s) received by the laboratory on November 13, 2009. The results relate only to the samples included in this report. Results reported herein conform to the most current NELAC standards, where applicable, unless otherwise narrated in the body of the report.

Inorganic Wet Chemistry and Metals analyses were performed at our Pace Asheville laboratory and Organic testing was performed at our Pace Huntersville laboratory unless otherwise footnoted. All Microbiological analyses were performed at the laboratory where the samples were received.

If you have any questions concerning this report, please feel free to contact me.

Sincerely,

Renee Spencer

Renee Spencer

renee.spencer@pacelabs.com
Project Manager

Enclosures

This report shall not be reproduced, except in full,
without the written consent of Pace Analytical Services, Inc..

ACCREDITED IN ACCORDANCE WITH nelac

Pace Analytical®
www.pacelabs.com

Pace Analytical Services, Inc.
2225 Riverside Dr.
Asheville, NC 28804
(828)254-7176

Pace Analytical Services, Inc.
9800 Kincey Ave. Suite 100
Huntersville, NC 28078
(704)875-9092

CERTIFICATIONS

Project: HEATH HEALTH SERVICE 08932
Pace Project No.: 9257547

Charlotte Certification IDs
9800 Kincey Ave. - Ste 100 Huntersville, NC 28078
Connecticut Certification #: PH-0104
Virginia Certification #: 00213
Tennessee Certification #: 04010
South Carolina Drinking Water Cert. #: 990060003
South Carolina Certification #: 990060001
Pennsylvania Certification #: 68-00784
North Carolina Wastewater Certification #: 12
North Carolina Field Services Certification #: 5342
North Carolina Drinking Water Certification #: 37706
New Jersey Certification #: NC012
Louisiana/LELAP Certification #: 04034
Kentucky UST Certification #: 84
Florida/NELAP Certification #: E87627
West Virginia Certification #: 357

This report shall not be reproduced, except in full,
without the written consent of Pace Analytical Services, Inc..

ACCREDITED IN ACCORDANCE WITH nelac

Pace Analytical®
www.pacelabs.com

Pace Analytical Services, Inc.
2225 Riverside Dr.
Asheville, NC 28804
(828)254-7176

Pace Analytical Services, Inc.
9800 Kincey Ave. Suite 100
Huntersville, NC 28078
(704)875-9092

SAMPLE SUMMARY

Project: HEATH HEALTH SERVICE 08932
Pace Project No.: 9257547

Lab ID	Sample ID	Matrix	Date Collected	Date Received
9257547001	MW-2	Water	11/12/09 14:20	11/13/09 16:45
9257547002	MW-3	Water	11/12/09 14:55	11/13/09 16:45
9257547003	MW-4	Water	11/12/09 13:58	11/13/09 16:45
9257547004	MW-5	Water	11/12/09 14:15	11/13/09 16:45
9257547005	MW-6	Water	11/12/09 14:31	11/13/09 16:45
9257547006	MW-7	Water	11/12/09 13:08	11/13/09 16:45
9257547007	MW-8	Water	11/12/09 13:05	11/13/09 16:45
9257547008	MW-9	Water	11/12/09 12:40	11/13/09 16:45
9257547009	MW-12	Water	11/12/09 14:45	11/13/09 16:45
9257547010	MW-13	Water	11/12/09 13:00	11/13/09 16:45
9257547011	MW-14	Water	11/12/09 11:35	11/13/09 16:45
9257547012	MW-15	Water	11/12/09 12:50	11/13/09 16:45
9257547013	MW-16	Water	11/12/09 13:40	11/13/09 16:45
9257547014	MW-18	Water	11/12/09 12:10	11/13/09 16:45
9257547015	MW-20	Water	11/12/09 10:55	11/13/09 16:45
9257547016	MW-21	Water	11/12/09 10:25	11/13/09 16:45
9257547017	MW-22	Water	11/12/09 10:14	11/13/09 16:45
9257547018	MW-23	Water	11/12/09 10:02	11/13/09 16:45
9257547019	MW-25	Water	11/12/09 11:30	11/13/09 16:45
9257547020	MW-27	Water	11/12/09 10:30	11/13/09 16:45

This report shall not be reproduced, except in full,
without the written consent of Pace Analytical Services, Inc..

ACCREDITED IN ACCORDANCE WITH nelac

Pace Analytical®
www.pacelabs.com

Pace Analytical Services, Inc.
2225 Riverside Dr.
Asheville, NC 28804
(828)254-7176

Pace Analytical Services, Inc.
9800 Kincey Ave. Suite 100
Huntersville, NC 28078
(704)875-9092

SAMPLE ANALYTE COUNT

Project: HEATH HEALTH SERVICE 08932
Pace Project No.: 9257547

Lab ID	Sample ID	Method	Analysts	Analytes Reported
9257547001	MW-2	EPA 8011	RES	2
		EPA 8260	KJM	13
9257547002	MW-3	EPA 8011	RES	2
		EPA 8260	KJM	13
9257547003	MW-4	EPA 8011	RES	2
		EPA 8260	KJM	13
9257547004	MW-5	EPA 8011	RES	2
		EPA 8260	KJM	13
9257547005	MW-6	EPA 8011	RES	2
		EPA 8260	KJM	13
9257547006	MW-7	EPA 8011	RES	2
		EPA 8260	KJM	13
9257547007	MW-8	EPA 8011	RES	2
		EPA 8260	KJM	13
9257547008	MW-9	EPA 8011	RES	2
		EPA 8260	KJM	13
9257547009	MW-12	EPA 8011	RES	2
		EPA 8260	KJM	13
9257547010	MW-13	EPA 8011	RES	2
		EPA 8260	KJM	13
9257547011	MW-14	EPA 8011	RES	2
		EPA 8260	KJM	13
9257547012	MW-15	EPA 8011	RES	2
		EPA 8260	KJM	13
9257547013	MW-16	EPA 8011	RES	2
		EPA 8260	KJM	13
9257547014	MW-18	EPA 8011	RES	2
		EPA 8260	KJM	13
9257547015	MW-20	EPA 8011	RES	2
		EPA 8260	KJM	13
9257547016	MW-21	EPA 8011	RES	2
		EPA 8260	KJM	13
9257547017	MW-22	EPA 8011	RES	2
		EPA 8260	KJM	13
9257547018	MW-23	EPA 8011	RES	2
		EPA 8260	KJM	13
9257547019	MW-25	EPA 8011	RES	2

This report shall not be reproduced, except in full,
without the written consent of Pace Analytical Services, Inc..

ACCREDITED IN ACCORDANCE WITH nelac

Pace Analytical®
www.pacelabs.com

Pace Analytical Services, Inc.
2225 Riverside Dr.
Asheville, NC 28804
(828)254-7176

Pace Analytical Services, Inc.
9800 Kincey Ave. Suite 100
Huntersville, NC 28078
(704)875-9092

SAMPLE ANALYTE COUNT

Project: HEATH HEALTH SERVICE 08932
Pace Project No.: 9257547

Lab ID	Sample ID	Method	Analysts	Analytes Reported
9257547020	MW-27	EPA 8260	KJM	13
		EPA 8011	RES	2
		EPA 8260	KJM	13

This report shall not be reproduced, except in full,
without the written consent of Pace Analytical Services, Inc..

ACCREDITED IN ACCORDANCE WITH nelac

Pace Analytical®
www.pacelabs.com

Pace Analytical Services, Inc.
2225 Riverside Dr.
Asheville, NC 28804
(828)254-7176

Pace Analytical Services, Inc.
9800 Kincey Ave. Suite 100
Huntersville, NC 28078
(704)875-9092

ANALYTICAL RESULTS

Project: HEATH HEALTH SERVICE 08932
Pace Project No.: 9257547

Sample: MW-2 **Lab ID: 9257547001** Collected: 11/12/09 14:20 Received: 11/13/09 16:45 Matrix: Water

Parameters	Results	Units	Report Limit	MDL	DF	Prepared	Analyzed	CAS No.	Qual
8011 GCS EDB and DBCP	Analytical Method: EPA 8011 Preparation Method: EPA 8011								
1,2-Dibromoethane (EDB)	ND	ug/L	0.020	0.020	1	11/17/09 15:53	11/18/09 16:48	106-93-4	
1-Chloro-2-bromopropane (S)	65	%	60-140		1	11/17/09 15:53	11/18/09 16:48	301-79-56	
8260 MSV	Analytical Method: EPA 8260								
Benzene	**168**	ug/L	5.0	1.2	1		11/16/09 09:59	71-43-2	
1,2-Dichloroethane	ND	ug/L	5.0	1.3	1		11/16/09 09:59	107-06-2	
Ethylbenzene	**254**	ug/L	10.0	2.2	2		11/16/09 14:11	100-41-4	
Methyl-tert-butyl ether	**27.2**	ug/L	5.0	2.0	1		11/16/09 09:59	1634-04-4	
Naphthalene	**7.2**	ug/L	5.0	2.9	1		11/16/09 09:59	91-20-3	
Toluene	**167**	ug/L	5.0	1.8	1		11/16/09 09:59	108-88-3	
Xylene (Total)	**374**	ug/L	10.0	2.7	1		11/16/09 09:59	1330-20-7	
m&p-Xylene	**290**	ug/L	10.0	2.7	1		11/16/09 09:59	1330-20-7	
o-Xylene	**84.3**	ug/L	5.0	1.7	1		11/16/09 09:59	95-47-6	
4-Bromofluorobenzene (S)	97	%	87-109		1		11/16/09 09:59	460-00-4	
Dibromofluoromethane (S)	94	%	85-115		1		11/16/09 09:59	1868-53-7	
1,2-Dichloroethane-d4 (S)	97	%	79-120		1		11/16/09 09:59	17060-07-0	
Toluene-d8 (S)	101	%	70-120		1		11/16/09 09:59	2037-26-5	

This report shall not be reproduced, except in full,
without the written consent of Pace Analytical Services, Inc..

ACCREDITED IN ACCORDANCE WITH nelac

Pace Analytical®
www.pacelabs.com

Pace Analytical Services, Inc.
2225 Riverside Dr.
Asheville, NC 28804
(828)254-7176

Pace Analytical Services, Inc.
9800 Kincey Ave. Suite 100
Huntersville, NC 28078
(704)875-9092

ANALYTICAL RESULTS

Project: HEATH HEALTH SERVICE 08932
Pace Project No.: 9257547

Sample: MW-3 **Lab ID: 9257547002** Collected: 11/12/09 14:55 Received: 11/13/09 16:45 Matrix: Water

Parameters	Results	Units	Report Limit	MDL	DF	Prepared	Analyzed	CAS No.	Qual
8011 GCS EDB and DBCP	Analytical Method: EPA 8011 Preparation Method: EPA 8011								
1,2-Dibromoethane (EDB)	**1.3**	ug/L	0.038	0.038	2	11/17/09 15:53	11/19/09 13:08	106-93-4	
1-Chloro-2-bromopropane (S)	82	%	60-140		2	11/17/09 15:53	11/19/09 13:08	301-79-56	
8260 MSV	Analytical Method: EPA 8260								
Benzene	**1050**	ug/L	250	60.0	50		11/16/09 16:45	71-43-2	
1,2-Dichloroethane	ND	ug/L	250	65.0	50		11/16/09 16:45	107-06-2	
Ethylbenzene	**3400**	ug/L	250	55.0	50		11/16/09 16:45	100-41-4	
Methyl-tert-butyl ether	ND	ug/L	250	100	50		11/16/09 16:45	1634-04-4	
Naphthalene	**496**	ug/L	250	145	50		11/16/09 16:45	91-20-3	
Toluene	**11300**	ug/L	500	180	100		11/17/09 15:10	108-88-3	
Xylene (Total)	**15900**	ug/L	500	135	50		11/16/09 16:45	1330-20-7	
m&p-Xylene	**11000**	ug/L	500	135	50		11/16/09 16:45	1330-20-7	
o-Xylene	**4900**	ug/L	250	85.0	50		11/16/09 16:45	95-47-6	
4-Bromofluorobenzene (S)	98	%	87-109		50		11/16/09 16:45	460-00-4	
Dibromofluoromethane (S)	94	%	85-115		50		11/16/09 16:45	1868-53-7	
1,2-Dichloroethane-d4 (S)	97	%	79-120		50		11/16/09 16:45	17060-07-0	
Toluene-d8 (S)	100	%	70-120		50		11/16/09 16:45	2037-26-5	

This report shall not be reproduced, except in full,
without the written consent of Pace Analytical Services, Inc..

ACCREDITED IN ACCORDANCE WITH nelac

Pace Analytical®
www.pacelabs.com

Pace Analytical Services, Inc.
2225 Riverside Dr.
Asheville, NC 28804
(828)254-7176

Pace Analytical Services, Inc.
9800 Kincey Ave. Suite 100
Huntersville, NC 28078
(704)875-9092

ANALYTICAL RESULTS

Project: HEATH HEALTH SERVICE 08932
Pace Project No.: 9257547

Sample: MW-4 **Lab ID: 9257547003** Collected: 11/12/09 13:58 Received: 11/13/09 16:45 Matrix: Water

Parameters	Results	Units	Report Limit	MDL	DF	Prepared	Analyzed	CAS No.	Qual
8011 GCS EDB and DBCP	Analytical Method: EPA 8011 Preparation Method: EPA 8011								
1,2-Dibromoethane (EDB)	**0.14**	ug/L	0.020	0.020	1	11/17/09 15:53	11/18/09 18:05	106-93-4	
1-Chloro-2-bromopropane (S)	65	%	60-140		1	11/17/09 15:53	11/18/09 18:05	301-79-56	
8260 MSV	Analytical Method: EPA 8260								
Benzene	**16.9**	ug/L	5.0	1.2	1		11/17/09 14:31	71-43-2	
1,2-Dichloroethane	ND	ug/L	5.0	1.3	1		11/17/09 14:31	107-06-2	
Ethylbenzene	**4.9J**	ug/L	5.0	1.1	1		11/17/09 14:31	100-41-4	
Methyl-tert-butyl ether	**5.2**	ug/L	5.0	2.0	1		11/17/09 14:31	1634-04-4	
Naphthalene	ND	ug/L	5.0	2.9	1		11/17/09 14:31	91-20-3	
Toluene	**78.7**	ug/L	5.0	1.8	1		11/17/09 14:31	108-88-3	
Xylene (Total)	**44.8**	ug/L	10.0	2.7	1		11/17/09 14:31	1330-20-7	
m&p-Xylene	**30.1**	ug/L	10.0	2.7	1		11/17/09 14:31	1330-20-7	
o-Xylene	**14.6**	ug/L	5.0	1.7	1		11/17/09 14:31	95-47-6	
4-Bromofluorobenzene (S)	94	%	87-109		1		11/17/09 14:31	460-00-4	
Dibromofluoromethane (S)	97	%	85-115		1		11/17/09 14:31	1868-53-7	
1,2-Dichloroethane-d4 (S)	98	%	79-120		1		11/17/09 14:31	17060-07-0	
Toluene-d8 (S)	102	%	70-120		1		11/17/09 14:31	2037-26-5	

This report shall not be reproduced, except in full,
without the written consent of Pace Analytical Services, Inc..

ACCREDITED IN ACCORDANCE WITH nelac

Pace Analytical®
www.pacelabs.com

Pace Analytical Services, Inc.
2225 Riverside Dr.
Asheville, NC 28804
(828)254-7176

Pace Analytical Services, Inc.
9800 Kincey Ave. Suite 100
Huntersville, NC 28078
(704)875-9092

ANALYTICAL RESULTS

Project: HEATH HEALTH SERVICE 08932
Pace Project No.: 9257547

Sample: MW-5 **Lab ID: 9257547004** Collected: 11/12/09 14:15 Received: 11/13/09 16:45 Matrix: Water

Parameters	Results	Units	Report Limit	MDL	DF	Prepared	Analyzed	CAS No.	Qual
8011 GCS EDB and DBCP	Analytical Method: EPA 8011 Preparation Method: EPA 8011								
1,2-Dibromoethane (EDB)	ND	ug/L	0.020	0.020	1	11/17/09 15:54	11/18/09 18:24	106-93-4	
1-Chloro-2-bromopropane (S)	96	%	60-140		1	11/17/09 15:54	11/18/09 18:24	301-79-56	
8260 MSV	Analytical Method: EPA 8260								
Benzene	ND	ug/L	5.0	1.2	1		11/16/09 17:24	71-43-2	
1,2-Dichloroethane	ND	ug/L	5.0	1.3	1		11/16/09 17:24	107-06-2	
Ethylbenzene	ND	ug/L	5.0	1.1	1		11/16/09 17:24	100-41-4	
Methyl-tert-butyl ether	**24.1**	ug/L	5.0	2.0	1		11/16/09 17:24	1634-04-4	
Naphthalene	ND	ug/L	5.0	2.9	1		11/16/09 17:24	91-20-3	
Toluene	ND	ug/L	5.0	1.8	1		11/16/09 17:24	108-88-3	
Xylene (Total)	ND	ug/L	10.0	2.7	1		11/16/09 17:24	1330-20-7	
m&p-Xylene	ND	ug/L	10.0	2.7	1		11/16/09 17:24	1330-20-7	
o-Xylene	ND	ug/L	5.0	1.7	1		11/16/09 17:24	95-47-6	
4-Bromofluorobenzene (S)	96	%	87-109		1		11/16/09 17:24	460-00-4	
Dibromofluoromethane (S)	95	%	85-115		1		11/16/09 17:24	1868-53-7	
1,2-Dichloroethane-d4 (S)	100	%	79-120		1		11/16/09 17:24	17060-07-0	
Toluene-d8 (S)	101	%	70-120		1		11/16/09 17:24	2037-26-5	

This report shall not be reproduced, except in full,
without the written consent of Pace Analytical Services, Inc..

ACCREDITED IN ACCORDANCE WITH nelac

Pace Analytical®
www.pacelabs.com

Pace Analytical Services, Inc.
2225 Riverside Dr.
Asheville, NC 28804
(828)254-7176

Pace Analytical Services, Inc.
9800 Kincey Ave. Suite 100
Huntersville, NC 28078
(704)875-9092

ANALYTICAL RESULTS

Project: HEATH HEALTH SERVICE 08932
Pace Project No.: 9257547

Sample: MW-6 **Lab ID: 9257547005** Collected: 11/12/09 14:31 Received: 11/13/09 16:45 Matrix: Water

Parameters	Results	Units	Report Limit	MDL	DF	Prepared	Analyzed	CAS No.	Qual
8011 GCS EDB and DBCP	Analytical Method: EPA 8011 Preparation Method: EPA 8011								
1,2-Dibromoethane (EDB)	ND	ug/L	0.020	0.020	1	11/17/09 15:54	11/18/09 18:43	106-93-4	
1-Chloro-2-bromopropane (S)	95	%	60-140		1	11/17/09 15:54	11/18/09 18:43	301-79-56	
8260 MSV	Analytical Method: EPA 8260								
Benzene	ND	ug/L	5.0	1.2	1		11/16/09 17:44	71-43-2	
1,2-Dichloroethane	ND	ug/L	5.0	1.3	1		11/16/09 17:44	107-06-2	
Ethylbenzene	ND	ug/L	5.0	1.1	1		11/16/09 17:44	100-41-4	
Methyl-tert-butyl ether	ND	ug/L	5.0	2.0	1		11/16/09 17:44	1634-04-4	
Naphthalene	ND	ug/L	5.0	2.9	1		11/16/09 17:44	91-20-3	
Toluene	ND	ug/L	5.0	1.8	1		11/16/09 17:44	108-88-3	
Xylene (Total)	ND	ug/L	10.0	2.7	1		11/16/09 17:44	1330-20-7	
m&p-Xylene	ND	ug/L	10.0	2.7	1		11/16/09 17:44	1330-20-7	
o-Xylene	ND	ug/L	5.0	1.7	1		11/16/09 17:44	95-47-6	
4-Bromofluorobenzene (S)	95	%	87-109		1		11/16/09 17:44	460-00-4	
Dibromofluoromethane (S)	92	%	85-115		1		11/16/09 17:44	1868-53-7	
1,2-Dichloroethane-d4 (S)	96	%	79-120		1		11/16/09 17:44	17060-07-0	
Toluene-d8 (S)	100	%	70-120		1		11/16/09 17:44	2037-26-5	

This report shall not be reproduced, except in full,
without the written consent of Pace Analytical Services, Inc..

ACCREDITED IN ACCORDANCE WITH nelac

Pace Analytical®
www.pacelabs.com

Pace Analytical Services, Inc.
2225 Riverside Dr.
Asheville, NC 28804
(828)254-7176

Pace Analytical Services, Inc.
9800 Kincey Ave. Suite 100
Huntersville, NC 28078
(704)875-9092

ANALYTICAL RESULTS

Project: HEATH HEALTH SERVICE 08932
Pace Project No.: 9257547

Sample: MW-7 **Lab ID: 9257547006** Collected: 11/12/09 13:08 Received: 11/13/09 16:45 Matrix: Water

Parameters	Results	Units	Report Limit	MDL	DF	Prepared	Analyzed	CAS No.	Qual
8011 GCS EDB and DBCP	Analytical Method: EPA 8011 Preparation Method: EPA 8011								
1,2-Dibromoethane (EDB)	**239**	ug/L	8.0	8.0	400	11/17/09 15:54	11/19/09 13:27	106-93-4	
1-Chloro-2-bromopropane (S)	0	%	60-140		400	11/17/09 15:54	11/19/09 13:27	301-79-56	S4
8260 MSV	Analytical Method: EPA 8260								
Benzene	**16100**	ug/L	500	120	100		11/16/09 18:04	71-43-2	
1,2-Dichloroethane	ND	ug/L	500	130	100		11/16/09 18:04	107-06-2	
Ethylbenzene	**4550**	ug/L	500	110	100		11/16/09 18:04	100-41-4	
Methyl-tert-butyl ether	**1970**	ug/L	500	200	100		11/16/09 18:04	1634-04-4	
Naphthalene	**638**	ug/L	500	290	100		11/16/09 18:04	91-20-3	
Toluene	**50000**	ug/L	2500	900	500		11/17/09 15:29	108-88-3	
Xylene (Total)	**24500**	ug/L	1000	270	100		11/16/09 18:04	1330-20-7	
m&p-Xylene	**16400**	ug/L	1000	270	100		11/16/09 18:04	1330-20-7	
o-Xylene	**8040**	ug/L	500	170	100		11/16/09 18:04	95-47-6	
4-Bromofluorobenzene (S)	97	%	87-109		100		11/16/09 18:04	460-00-4	
Dibromofluoromethane (S)	91	%	85-115		100		11/16/09 18:04	1868-53-7	
1,2-Dichloroethane-d4 (S)	96	%	79-120		100		11/16/09 18:04	17060-07-0	
Toluene-d8 (S)	99	%	70-120		100		11/16/09 18:04	2037-26-5	

This report shall not be reproduced, except in full,
without the written consent of Pace Analytical Services, Inc..

ACCREDITED IN ACCORDANCE WITH nelac

Pace Analytical®
www.pacelabs.com

Pace Analytical Services, Inc.
2225 Riverside Dr.
Asheville, NC 28804
(828)254-7176

Pace Analytical Services, Inc.
9800 Kincey Ave. Suite 100
Huntersville, NC 28078
(704)875-9092

ANALYTICAL RESULTS

Project: HEATH HEALTH SERVICE 08932
Pace Project No.: 9257547

Sample: MW-8 **Lab ID: 9257547007** Collected: 11/12/09 13:05 Received: 11/13/09 16:45 Matrix: Water

Parameters	Results	Units	Report Limit	MDL	DF	Prepared	Analyzed	CAS No.	Qual
8011 GCS EDB and DBCP	Analytical Method: EPA 8011 Preparation Method: EPA 8011								
1,2-Dibromoethane (EDB)	**7.4**	ug/L	0.20	0.20	10	11/17/09 15:54	11/19/09 13:47	106-93-4	
1-Chloro-2-bromopropane (S)	0	%	60-140		10	11/17/09 15:54	11/19/09 13:47	301-79-56	S4
8260 MSV	Analytical Method: EPA 8260								
Benzene	**647**	ug/L	125	30.0	25		11/17/09 14:50	71-43-2	
1,2-Dichloroethane	ND	ug/L	125	32.5	25		11/17/09 14:50	107-06-2	
Ethylbenzene	**404**	ug/L	125	27.5	25		11/17/09 14:50	100-41-4	
Methyl-tert-butyl ether	ND	ug/L	125	50.0	25		11/17/09 14:50	1634-04-4	
Naphthalene	**164**	ug/L	125	72.5	25		11/17/09 14:50	91-20-3	
Toluene	**2100**	ug/L	125	45.0	25		11/17/09 14:50	108-88-3	
Xylene (Total)	**3700**	ug/L	250	67.5	25		11/17/09 14:50	1330-20-7	
m&p-Xylene	**2510**	ug/L	250	67.5	25		11/17/09 14:50	1330-20-7	
o-Xylene	**1200**	ug/L	125	42.5	25		11/17/09 14:50	95-47-6	
4-Bromofluorobenzene (S)	95	%	87-109		25		11/17/09 14:50	460-00-4	
Dibromofluoromethane (S)	94	%	85-115		25		11/17/09 14:50	1868-53-7	
1,2-Dichloroethane-d4 (S)	97	%	79-120		25		11/17/09 14:50	17060-07-0	
Toluene-d8 (S)	102	%	70-120		25		11/17/09 14:50	2037-26-5	

This report shall not be reproduced, except in full,
without the written consent of Pace Analytical Services, Inc..

ACCREDITED IN ACCORDANCE WITH nelac

Pace Analytical®
www.pacelabs.com

Pace Analytical Services, Inc.
2225 Riverside Dr.
Asheville, NC 28804
(828)254-7176

Pace Analytical Services, Inc.
9800 Kincey Ave. Suite 100
Huntersville, NC 28078
(704)875-9092

ANALYTICAL RESULTS

Project: HEATH HEALTH SERVICE 08932
Pace Project No.: 9257547

Sample: MW-9 **Lab ID: 9257547008** Collected: 11/12/09 12:40 Received: 11/13/09 16:45 Matrix: Water

Parameters	Results	Units	Report Limit	MDL	DF	Prepared	Analyzed	CAS No.	Qual
8011 GCS EDB and DBCP	Analytical Method: EPA 8011 Preparation Method: EPA 8011								
1,2-Dibromoethane (EDB)	**598**	ug/L	19.6	19.6	1000	11/17/09 15:54	11/19/09 14:26	106-93-4	
1-Chloro-2-bromopropane (S)	0	%	60-140		1000	11/17/09 15:54	11/19/09 14:26	301-79-56	S4
8260 MSV	Analytical Method: EPA 8260								
Benzene	**13100**	ug/L	1000	240	200		11/17/09 15:48	71-43-2	
1,2-Dichloroethane	**390**	ug/L	100	26.0	20		11/16/09 18:43	107-06-2	
Ethylbenzene	**2000**	ug/L	100	22.0	20		11/16/09 18:43	100-41-4	
Methyl-tert-butyl ether	**73.2J**	ug/L	100	40.0	20		11/16/09 18:43	1634-04-4	
Naphthalene	**757**	ug/L	100	58.0	20		11/16/09 18:43	91-20-3	
Toluene	**33800**	ug/L	1000	360	200		11/17/09 15:48	108-88-3	
Xylene (Total)	**24300**	ug/L	2000	540	200		11/17/09 15:48	1330-20-7	
m&p-Xylene	**16500**	ug/L	2000	540	200		11/17/09 15:48	1330-20-7	
o-Xylene	**7750**	ug/L	1000	340	200		11/17/09 15:48	95-47-6	
4-Bromofluorobenzene (S)	98	%	87-109		20		11/16/09 18:43	460-00-4	
Dibromofluoromethane (S)	93	%	85-115		20		11/16/09 18:43	1868-53-7	
1,2-Dichloroethane-d4 (S)	98	%	79-120		20		11/16/09 18:43	17060-07-0	
Toluene-d8 (S)	99	%	70-120		20		11/16/09 18:43	2037-26-5	

This report shall not be reproduced, except in full,
without the written consent of Pace Analytical Services, Inc..

ACCREDITED IN ACCORDANCE WITH nelac

Pace Analytical®
www.pacelabs.com

Pace Analytical Services, Inc.
2225 Riverside Dr.
Asheville, NC 28804
(828)254-7176

Pace Analytical Services, Inc.
9800 Kincey Ave. Suite 100
Huntersville, NC 28078
(704)875-9092

ANALYTICAL RESULTS

Project: HEATH HEALTH SERVICE 08932
Pace Project No.: 9257547

Sample: MW-12 **Lab ID: 9257547009** Collected: 11/12/09 14:45 Received: 11/13/09 16:45 Matrix: Water

Parameters	Results	Units	Report Limit	MDL	DF	Prepared	Analyzed	CAS No.	Qual
8011 GCS EDB and DBCP	Analytical Method: EPA 8011 Preparation Method: EPA 8011								
1,2-Dibromoethane (EDB)	**11.4**	ug/L	0.40	0.40	20	11/17/09 15:54	11/19/09 14:45	106-93-4	
1-Chloro-2-bromopropane (S)	0	%	60-140		20	11/17/09 15:54	11/19/09 14:45	301-79-56	S4
8260 MSV	Analytical Method: EPA 8260								
Benzene	**801**	ug/L	50.0	12.0	10		11/17/09 16:15	71-43-2	
1,2-Dichloroethane	ND	ug/L	50.0	13.0	10		11/17/09 16:15	107-06-2	
Ethylbenzene	**22.6J**	ug/L	50.0	11.0	10		11/17/09 16:15	100-41-4	
Methyl-tert-butyl ether	**67.4**	ug/L	50.0	20.0	10		11/17/09 16:15	1634-04-4	
Naphthalene	**140**	ug/L	50.0	29.0	10		11/17/09 16:15	91-20-3	
Toluene	**1870**	ug/L	250	90.0	50		11/19/09 18:49	108-88-3	
Xylene (Total)	**9020**	ug/L	500	135	50		11/19/09 18:49	1330-20-7	
m&p-Xylene	**5330**	ug/L	500	135	50		11/19/09 18:49	1330-20-7	
o-Xylene	**3690**	ug/L	250	85.0	50		11/19/09 18:49	95-47-6	
4-Bromofluorobenzene (S)	102	%	87-109		10		11/17/09 16:15	460-00-4	
Dibromofluoromethane (S)	73	%	85-115		10		11/17/09 16:15	1868-53-7	S1
1,2-Dichloroethane-d4 (S)	93	%	79-120		10		11/17/09 16:15	17060-07-0	
Toluene-d8 (S)	100	%	70-120		10		11/17/09 16:15	2037-26-5	

This report shall not be reproduced, except in full,
without the written consent of Pace Analytical Services, Inc..

ACCREDITED IN ACCORDANCE WITH nelac

Pace Analytical®
www.pacelabs.com

Pace Analytical Services, Inc.
2225 Riverside Dr.
Asheville, NC 28804
(828)254-7176

Pace Analytical Services, Inc.
9800 Kincey Ave. Suite 100
Huntersville, NC 28078
(704)875-9092

ANALYTICAL RESULTS

Project: HEATH HEALTH SERVICE 08932
Pace Project No.: 9257547

Sample: MW-13 **Lab ID: 9257547010** Collected: 11/12/09 13:00 Received: 11/13/09 16:45 Matrix: Water

Parameters	Results	Units	Report Limit	MDL	DF	Prepared	Analyzed	CAS No.	Qual
8011 GCS EDB and DBCP	Analytical Method: EPA 8011 Preparation Method: EPA 8011								
1,2-Dibromoethane (EDB)	ND	ug/L	0.019	0.019	1	11/17/09 15:54	11/18/09 20:40	106-93-4	
1-Chloro-2-bromopropane (S)	92	%	60-140		1	11/17/09 15:54	11/18/09 20:40	301-79-56	
8260 MSV	Analytical Method: EPA 8260								
Benzene	ND	ug/L	5.0	1.2	1		11/16/09 19:22	71-43-2	
1,2-Dichloroethane	ND	ug/L	5.0	1.3	1		11/16/09 19:22	107-06-2	
Ethylbenzene	ND	ug/L	5.0	1.1	1		11/16/09 19:22	100-41-4	
Methyl-tert-butyl ether	ND	ug/L	5.0	2.0	1		11/16/09 19:22	1634-04-4	
Naphthalene	ND	ug/L	5.0	2.9	1		11/16/09 19:22	91-20-3	
Toluene	ND	ug/L	5.0	1.8	1		11/16/09 19:22	108-88-3	
Xylene (Total)	**7.2J**	ug/L	10.0	2.7	1		11/16/09 19:22	1330-20-7	
m&p-Xylene	**4.2J**	ug/L	10.0	2.7	1		11/16/09 19:22	1330-20-7	
o-Xylene	**3.0J**	ug/L	5.0	1.7	1		11/16/09 19:22	95-47-6	
4-Bromofluorobenzene (S)	99	%	87-109		1		11/16/09 19:22	460-00-4	
Dibromofluoromethane (S)	92	%	85-115		1		11/16/09 19:22	1868-53-7	
1,2-Dichloroethane-d4 (S)	96	%	79-120		1		11/16/09 19:22	17060-07-0	
Toluene-d8 (S)	99	%	70-120		1		11/16/09 19:22	2037-26-5	

This report shall not be reproduced, except in full,
without the written consent of Pace Analytical Services, Inc..

ACCREDITED IN ACCORDANCE WITH nelac

Pace Analytical®
www.pacelabs.com

Pace Analytical Services, Inc.
2225 Riverside Dr.
Asheville, NC 28804
(828)254-7176

Pace Analytical Services, Inc.
9800 Kincey Ave. Suite 100
Huntersville, NC 28078
(704)875-9092

ANALYTICAL RESULTS

Project: HEATH HEALTH SERVICE 08932
Pace Project No.: 9257547

Sample: MW-14 **Lab ID: 9257547011** Collected: 11/12/09 11:35 Received: 11/13/09 16:45 Matrix: Water

Parameters	Results	Units	Report Limit	MDL	DF	Prepared	Analyzed	CAS No.	Qual
8011 GCS EDB and DBCP	Analytical Method: EPA 8011 Preparation Method: EPA 8011								
1,2-Dibromoethane (EDB)	ND	ug/L	0.019	0.019	1	11/17/09 15:54	11/18/09 20:59	106-93-4	
1-Chloro-2-bromopropane (S)	95	%	60-140		1	11/17/09 15:54	11/18/09 20:59	301-79-56	
8260 MSV	Analytical Method: EPA 8260								
Benzene	ND	ug/L	5.0	1.2	1		11/16/09 19:41	71-43-2	
1,2-Dichloroethane	ND	ug/L	5.0	1.3	1		11/16/09 19:41	107-06-2	
Ethylbenzene	ND	ug/L	5.0	1.1	1		11/16/09 19:41	100-41-4	
Methyl-tert-butyl ether	ND	ug/L	5.0	2.0	1		11/16/09 19:41	1634-04-4	
Naphthalene	ND	ug/L	5.0	2.9	1		11/16/09 19:41	91-20-3	
Toluene	ND	ug/L	5.0	1.8	1		11/16/09 19:41	108-88-3	
Xylene (Total)	ND	ug/L	10.0	2.7	1		11/16/09 19:41	1330-20-7	
m&p-Xylene	ND	ug/L	10.0	2.7	1		11/16/09 19:41	1330-20-7	
o-Xylene	ND	ug/L	5.0	1.7	1		11/16/09 19:41	95-47-6	
4-Bromofluorobenzene (S)	98	%	87-109		1		11/16/09 19:41	460-00-4	
Dibromofluoromethane (S)	93	%	85-115		1		11/16/09 19:41	1868-53-7	
1,2-Dichloroethane-d4 (S)	98	%	79-120		1		11/16/09 19:41	17060-07-0	
Toluene-d8 (S)	99	%	70-120		1		11/16/09 19:41	2037-26-5	

This report shall not be reproduced, except in full,
without the written consent of Pace Analytical Services, Inc..

ACCREDITED IN ACCORDANCE WITH nelac

Pace Analytical®
www.pacelabs.com

Pace Analytical Services, Inc.
2225 Riverside Dr.
Asheville, NC 28804
(828)254-7176

Pace Analytical Services, Inc.
9800 Kincey Ave. Suite 100
Huntersville, NC 28078
(704)875-9092

ANALYTICAL RESULTS

Project: HEATH HEALTH SERVICE 08932
Pace Project No.: 9257547

Sample: MW-15 **Lab ID: 9257547012** Collected: 11/12/09 12:50 Received: 11/13/09 16:45 Matrix: Water

Parameters	Results	Units	Report Limit	MDL	DF	Prepared	Analyzed	CAS No.	Qual
8011 GCS EDB and DBCP	Analytical Method: EPA 8011 Preparation Method: EPA 8011								
1,2-Dibromoethane (EDB)	ND	ug/L	0.020	0.020	1	11/17/09 15:54	11/18/09 21:18	106-93-4	
1-Chloro-2-bromopropane (S)	107	%	60-140		1	11/17/09 15:54	11/18/09 21:18	301-79-56	
8260 MSV	Analytical Method: EPA 8260								
Benzene	ND	ug/L	5.0	1.2	1		11/16/09 20:01	71-43-2	
1,2-Dichloroethane	ND	ug/L	5.0	1.3	1		11/16/09 20:01	107-06-2	
Ethylbenzene	ND	ug/L	5.0	1.1	1		11/16/09 20:01	100-41-4	
Methyl-tert-butyl ether	ND	ug/L	5.0	2.0	1		11/16/09 20:01	1634-04-4	
Naphthalene	ND	ug/L	5.0	2.9	1		11/16/09 20:01	91-20-3	
Toluene	ND	ug/L	5.0	1.8	1		11/16/09 20:01	108-88-3	
Xylene (Total)	ND	ug/L	10.0	2.7	1		11/16/09 20:01	1330-20-7	
m&p-Xylene	ND	ug/L	10.0	2.7	1		11/16/09 20:01	1330-20-7	
o-Xylene	ND	ug/L	5.0	1.7	1		11/16/09 20:01	95-47-6	
4-Bromofluorobenzene (S)	96	%	87-109		1		11/16/09 20:01	460-00-4	
Dibromofluoromethane (S)	94	%	85-115		1		11/16/09 20:01	1868-53-7	
1,2-Dichloroethane-d4 (S)	100	%	79-120		1		11/16/09 20:01	17060-07-0	
Toluene-d8 (S)	101	%	70-120		1		11/16/09 20:01	2037-26-5	

This report shall not be reproduced, except in full,
without the written consent of Pace Analytical Services, Inc..

ACCREDITED IN ACCORDANCE WITH nelac

Pace Analytical®
www.pacelabs.com

Pace Analytical Services, Inc.
2225 Riverside Dr.
Asheville, NC 28804
(828)254-7176

Pace Analytical Services, Inc.
9800 Kincey Ave. Suite 100
Huntersville, NC 28078
(704)875-9092

ANALYTICAL RESULTS

Project: HEATH HEALTH SERVICE 08932
Pace Project No.: 9257547

Sample: MW-16 **Lab ID: 9257547013** Collected: 11/12/09 13:40 Received: 11/13/09 16:45 Matrix: Water

Parameters	Results	Units	Report Limit	MDL	DF	Prepared	Analyzed	CAS No.	Qual
8011 GCS EDB and DBCP	Analytical Method: EPA 8011 Preparation Method: EPA 8011								
1,2-Dibromoethane (EDB)	ND	ug/L	0.020	0.020	1	11/17/09 15:55	11/19/09 16:22	106-93-4	
1-Chloro-2-bromopropane (S)	106	%	60-140		1	11/17/09 15:55	11/19/09 16:22	301-79-56	
8260 MSV	Analytical Method: EPA 8260								
Benzene	ND	ug/L	5.0	1.2	1		11/16/09 20:20	71-43-2	
1,2-Dichloroethane	ND	ug/L	5.0	1.3	1		11/16/09 20:20	107-06-2	
Ethylbenzene	ND	ug/L	5.0	1.1	1		11/16/09 20:20	100-41-4	
Methyl-tert-butyl ether	ND	ug/L	5.0	2.0	1		11/16/09 20:20	1634-04-4	
Naphthalene	ND	ug/L	5.0	2.9	1		11/16/09 20:20	91-20-3	
Toluene	ND	ug/L	5.0	1.8	1		11/16/09 20:20	108-88-3	
Xylene (Total)	ND	ug/L	10.0	2.7	1		11/16/09 20:20	1330-20-7	
m&p-Xylene	ND	ug/L	10.0	2.7	1		11/16/09 20:20	1330-20-7	
o-Xylene	ND	ug/L	5.0	1.7	1		11/16/09 20:20	95-47-6	
4-Bromofluorobenzene (S)	98	%	87-109		1		11/16/09 20:20	460-00-4	
Dibromofluoromethane (S)	95	%	85-115		1		11/16/09 20:20	1868-53-7	
1,2-Dichloroethane-d4 (S)	102	%	79-120		1		11/16/09 20:20	17060-07-0	
Toluene-d8 (S)	101	%	70-120		1		11/16/09 20:20	2037-26-5	

This report shall not be reproduced, except in full,
without the written consent of Pace Analytical Services, Inc..

ACCREDITED IN ACCORDANCE WITH nelac

Pace Analytical®
www.pacelabs.com

Pace Analytical Services, Inc.
2225 Riverside Dr.
Asheville, NC 28804
(828)254-7176

Pace Analytical Services, Inc.
9800 Kincey Ave. Suite 100
Huntersville, NC 28078
(704)875-9092

ANALYTICAL RESULTS

Project: HEATH HEALTH SERVICE 08932
Pace Project No.: 9257547

Sample: MW-18 **Lab ID: 9257547014** Collected: 11/12/09 12:10 Received: 11/13/09 16:45 Matrix: Water

Parameters	Results	Units	Report Limit	MDL	DF	Prepared	Analyzed	CAS No.	Qual
8011 GCS EDB and DBCP	Analytical Method: EPA 8011 Preparation Method: EPA 8011								
1,2-Dibromoethane (EDB)	ND	ug/L	0.020	0.020	1	11/17/09 15:55	11/19/09 16:41	106-93-4	
1-Chloro-2-bromopropane (S)	99	%	60-140		1	11/17/09 15:55	11/19/09 16:41	301-79-56	
8260 MSV	Analytical Method: EPA 8260								
Benzene	ND	ug/L	5.0	1.2	1		11/16/09 20:39	71-43-2	
1,2-Dichloroethane	ND	ug/L	5.0	1.3	1		11/16/09 20:39	107-06-2	
Ethylbenzene	ND	ug/L	5.0	1.1	1		11/16/09 20:39	100-41-4	
Methyl-tert-butyl ether	ND	ug/L	5.0	2.0	1		11/16/09 20:39	1634-04-4	
Naphthalene	ND	ug/L	5.0	2.9	1		11/16/09 20:39	91-20-3	
Toluene	ND	ug/L	5.0	1.8	1		11/16/09 20:39	108-88-3	
Xylene (Total)	ND	ug/L	10.0	2.7	1		11/16/09 20:39	1330-20-7	
m&p-Xylene	ND	ug/L	10.0	2.7	1		11/16/09 20:39	1330-20-7	
o-Xylene	ND	ug/L	5.0	1.7	1		11/16/09 20:39	95-47-6	
4-Bromofluorobenzene (S)	96	%	87-109		1		11/16/09 20:39	460-00-4	
Dibromofluoromethane (S)	94	%	85-115		1		11/16/09 20:39	1868-53-7	
1,2-Dichloroethane-d4 (S)	100	%	79-120		1		11/16/09 20:39	17060-07-0	
Toluene-d8 (S)	102	%	70-120		1		11/16/09 20:39	2037-26-5	

This report shall not be reproduced, except in full,
without the written consent of Pace Analytical Services, Inc..

ACCREDITED IN ACCORDANCE WITH nelac

Pace Analytical®
www.pacelabs.com

Pace Analytical Services, Inc.
2225 Riverside Dr.
Asheville, NC 28804
(828)254-7176

Pace Analytical Services, Inc.
9800 Kincey Ave. Suite 100
Huntersville, NC 28078
(704)875-9092

ANALYTICAL RESULTS

Project: HEATH HEALTH SERVICE 08932
Pace Project No.: 9257547

Sample: MW-20 **Lab ID: 9257547015** Collected: 11/12/09 10:55 Received: 11/13/09 16:45 Matrix: Water

Parameters	Results	Units	Report Limit	MDL	DF	Prepared	Analyzed	CAS No.	Qual
8011 GCS EDB and DBCP	Analytical Method: EPA 8011 Preparation Method: EPA 8011								
1,2-Dibromoethane (EDB)	ND	ug/L	0.019	0.019	1	11/17/09 15:55	11/19/09 17:01	106-93-4	
1-Chloro-2-bromopropane (S)	92	%	60-140		1	11/17/09 15:55	11/19/09 17:01	301-79-56	
8260 MSV	Analytical Method: EPA 8260								
Benzene	**839**	ug/L	25.0	6.0	5		11/17/09 14:50	71-43-2	
1,2-Dichloroethane	**8.9**	ug/L	5.0	1.3	1		11/16/09 21:19	107-06-2	
Ethylbenzene	**20.1**	ug/L	5.0	1.1	1		11/16/09 21:19	100-41-4	
Methyl-tert-butyl ether	**43.9**	ug/L	5.0	2.0	1		11/16/09 21:19	1634-04-4	
Naphthalene	**45.3**	ug/L	5.0	2.9	1		11/16/09 21:19	91-20-3	
Toluene	ND	ug/L	5.0	1.8	1		11/16/09 21:19	108-88-3	
Xylene (Total)	**4.0J**	ug/L	10.0	2.7	1		11/16/09 21:19	1330-20-7	
m&p-Xylene	**3.7J**	ug/L	10.0	2.7	1		11/16/09 21:19	1330-20-7	
o-Xylene	ND	ug/L	5.0	1.7	1		11/16/09 21:19	95-47-6	
4-Bromofluorobenzene (S)	96	%	87-109		1		11/16/09 21:19	460-00-4	
Dibromofluoromethane (S)	94	%	85-115		1		11/16/09 21:19	1868-53-7	
1,2-Dichloroethane-d4 (S)	95	%	79-120		1		11/16/09 21:19	17060-07-0	
Toluene-d8 (S)	100	%	70-120		1		11/16/09 21:19	2037-26-5	

This report shall not be reproduced, except in full,
without the written consent of Pace Analytical Services, Inc..

ACCREDITED IN ACCORDANCE WITH nelac

Pace Analytical®
www.pacelabs.com

Pace Analytical Services, Inc.
2225 Riverside Dr.
Asheville, NC 28804
(828)254-7176

Pace Analytical Services, Inc.
9800 Kincey Ave. Suite 100
Huntersville, NC 28078
(704)875-9092

ANALYTICAL RESULTS

Project: HEATH HEALTH SERVICE 08932
Pace Project No.: 9257547

Sample: MW-21 **Lab ID: 9257547016** Collected: 11/12/09 10:25 Received: 11/13/09 16:45 Matrix: Water

Parameters	Results	Units	Report Limit	MDL	DF	Prepared	Analyzed	CAS No.	Qual
8011 GCS EDB and DBCP	Analytical Method: EPA 8011 Preparation Method: EPA 8011								
1,2-Dibromoethane (EDB)	ND	ug/L	0.020	0.020	1	11/17/09 15:55	11/19/09 17:20	106-93-4	
1-Chloro-2-bromopropane (S)	98	%	60-140		1	11/17/09 15:55	11/19/09 17:20	301-79-56	
8260 MSV	Analytical Method: EPA 8260								
Benzene	ND	ug/L	5.0	1.2	1		11/16/09 21:38	71-43-2	
1,2-Dichloroethane	ND	ug/L	5.0	1.3	1		11/16/09 21:38	107-06-2	
Ethylbenzene	ND	ug/L	5.0	1.1	1		11/16/09 21:38	100-41-4	
Methyl-tert-butyl ether	ND	ug/L	5.0	2.0	1		11/16/09 21:38	1634-04-4	
Naphthalene	ND	ug/L	5.0	2.9	1		11/16/09 21:38	91-20-3	
Toluene	**2.9J**	ug/L	5.0	1.8	1		11/16/09 21:38	108-88-3	
Xylene (Total)	ND	ug/L	10.0	2.7	1		11/16/09 21:38	1330-20-7	
m&p-Xylene	ND	ug/L	10.0	2.7	1		11/16/09 21:38	1330-20-7	
o-Xylene	ND	ug/L	5.0	1.7	1		11/16/09 21:38	95-47-6	
4-Bromofluorobenzene (S)	94	%	87-109		1		11/16/09 21:38	460-00-4	
Dibromofluoromethane (S)	94	%	85-115		1		11/16/09 21:38	1868-53-7	
1,2-Dichloroethane-d4 (S)	97	%	79-120		1		11/16/09 21:38	17060-07-0	
Toluene-d8 (S)	101	%	70-120		1		11/16/09 21:38	2037-26-5	

This report shall not be reproduced, except in full,
without the written consent of Pace Analytical Services, Inc..

ACCREDITED IN ACCORDANCE WITH nelac

Pace Analytical®
www.pacelabs.com

Pace Analytical Services, Inc.
2225 Riverside Dr.
Asheville, NC 28804
(828)254-7176

Pace Analytical Services, Inc.
9800 Kincey Ave. Suite 100
Huntersville, NC 28078
(704)875-9092

ANALYTICAL RESULTS

Project: HEATH HEALTH SERVICE 08932
Pace Project No.: 9257547

Sample: MW-22 **Lab ID: 9257547017** Collected: 11/12/09 10:14 Received: 11/13/09 16:45 Matrix: Water

Parameters	Results	Units	Report Limit	MDL	DF	Prepared	Analyzed	CAS No.	Qual
8011 GCS EDB and DBCP	Analytical Method: EPA 8011 Preparation Method: EPA 8011								
1,2-Dibromoethane (EDB)	ND	ug/L	0.020	0.020	1	11/17/09 15:55	11/19/09 17:40	106-93-4	
1-Chloro-2-bromopropane (S)	95	%	60-140		1	11/17/09 15:55	11/19/09 17:40	301-79-56	
8260 MSV	Analytical Method: EPA 8260								
Benzene	ND	ug/L	5.0	1.2	1		11/16/09 21:57	71-43-2	
1,2-Dichloroethane	ND	ug/L	5.0	1.3	1		11/16/09 21:57	107-06-2	
Ethylbenzene	ND	ug/L	5.0	1.1	1		11/16/09 21:57	100-41-4	
Methyl-tert-butyl ether	ND	ug/L	5.0	2.0	1		11/16/09 21:57	1634-04-4	
Naphthalene	ND	ug/L	5.0	2.9	1		11/16/09 21:57	91-20-3	
Toluene	ND	ug/L	5.0	1.8	1		11/16/09 21:57	108-88-3	
Xylene (Total)	ND	ug/L	10.0	2.7	1		11/16/09 21:57	1330-20-7	
m&p-Xylene	ND	ug/L	10.0	2.7	1		11/16/09 21:57	1330-20-7	
o-Xylene	ND	ug/L	5.0	1.7	1		11/16/09 21:57	95-47-6	
4-Bromofluorobenzene (S)	95	%	87-109		1		11/16/09 21:57	460-00-4	
Dibromofluoromethane (S)	95	%	85-115		1		11/16/09 21:57	1868-53-7	
1,2-Dichloroethane-d4 (S)	98	%	79-120		1		11/16/09 21:57	17060-07-0	
Toluene-d8 (S)	103	%	70-120		1		11/16/09 21:57	2037-26-5	

This report shall not be reproduced, except in full,
without the written consent of Pace Analytical Services, Inc..

ACCREDITED IN ACCORDANCE WITH nelac

Pace Analytical®
www.pacelabs.com

Pace Analytical Services, Inc.
2225 Riverside Dr.
Asheville, NC 28804
(828)254-7176

Pace Analytical Services, Inc.
9800 Kincey Ave. Suite 100
Huntersville, NC 28078
(704)875-9092

ANALYTICAL RESULTS

Project: HEATH HEALTH SERVICE 08932
Pace Project No.: 9257547

Sample: MW-23 **Lab ID: 9257547018** Collected: 11/12/09 10:02 Received: 11/13/09 16:45 Matrix: Water

Parameters	Results	Units	Report Limit	MDL	DF	Prepared	Analyzed	CAS No.	Qual
8011 GCS EDB and DBCP	Analytical Method: EPA 8011 Preparation Method: EPA 8011								
1,2-Dibromoethane (EDB)	ND	ug/L	0.020	0.020	1	11/17/09 15:55	11/19/09 17:59	106-93-4	
1-Chloro-2-bromopropane (S)	101	%	60-140		1	11/17/09 15:55	11/19/09 17:59	301-79-56	
8260 MSV	Analytical Method: EPA 8260								
Benzene	ND	ug/L	5.0	1.2	1		11/16/09 22:17	71-43-2	
1,2-Dichloroethane	ND	ug/L	5.0	1.3	1		11/16/09 22:17	107-06-2	
Ethylbenzene	ND	ug/L	5.0	1.1	1		11/16/09 22:17	100-41-4	
Methyl-tert-butyl ether	ND	ug/L	5.0	2.0	1		11/16/09 22:17	1634-04-4	
Naphthalene	ND	ug/L	5.0	2.9	1		11/16/09 22:17	91-20-3	
Toluene	ND	ug/L	5.0	1.8	1		11/16/09 22:17	108-88-3	
Xylene (Total)	ND	ug/L	10.0	2.7	1		11/16/09 22:17	1330-20-7	
m&p-Xylene	ND	ug/L	10.0	2.7	1		11/16/09 22:17	1330-20-7	
o-Xylene	ND	ug/L	5.0	1.7	1		11/16/09 22:17	95-47-6	
4-Bromofluorobenzene (S)	94	%	87-109		1		11/16/09 22:17	460-00-4	
Dibromofluoromethane (S)	95	%	85-115		1		11/16/09 22:17	1868-53-7	
1,2-Dichloroethane-d4 (S)	99	%	79-120		1		11/16/09 22:17	17060-07-0	
Toluene-d8 (S)	101	%	70-120		1		11/16/09 22:17	2037-26-5	

This report shall not be reproduced, except in full,
without the written consent of Pace Analytical Services, Inc..

ACCREDITED IN ACCORDANCE WITH nelac

Pace Analytical®
www.pacelabs.com

Pace Analytical Services, Inc.
2225 Riverside Dr.
Asheville, NC 28804
(828)254-7176

Pace Analytical Services, Inc.
9800 Kincey Ave. Suite 100
Huntersville, NC 28078
(704)875-9092

ANALYTICAL RESULTS

Project: HEATH HEALTH SERVICE 08932
Pace Project No.: 9257547

Sample: MW-25 **Lab ID: 9257547019** Collected: 11/12/09 11:30 Received: 11/13/09 16:45 Matrix: Water

Parameters	Results	Units	Report Limit	MDL	DF	Prepared	Analyzed	CAS No.	Qual
8011 GCS EDB and DBCP	Analytical Method: EPA 8011 Preparation Method: EPA 8011								
1,2-Dibromoethane (EDB)	ND	ug/L	0.020	0.020	1	11/17/09 15:56	11/19/09 18:19	106-93-4	
1-Chloro-2-bromopropane (S)	99	%	60-140		1	11/17/09 15:56	11/19/09 18:19	301-79-56	
8260 MSV	Analytical Method: EPA 8260								
Benzene	ND	ug/L	5.0	1.2	1		11/16/09 22:37	71-43-2	
1,2-Dichloroethane	ND	ug/L	5.0	1.3	1		11/16/09 22:37	107-06-2	
Ethylbenzene	ND	ug/L	5.0	1.1	1		11/16/09 22:37	100-41-4	
Methyl-tert-butyl ether	ND	ug/L	5.0	2.0	1		11/16/09 22:37	1634-04-4	
Naphthalene	ND	ug/L	5.0	2.9	1		11/16/09 22:37	91-20-3	
Toluene	ND	ug/L	5.0	1.8	1		11/16/09 22:37	108-88-3	
Xylene (Total)	ND	ug/L	10.0	2.7	1		11/16/09 22:37	1330-20-7	
m&p-Xylene	ND	ug/L	10.0	2.7	1		11/16/09 22:37	1330-20-7	
o-Xylene	ND	ug/L	5.0	1.7	1		11/16/09 22:37	95-47-6	
4-Bromofluorobenzene (S)	94	%	87-109		1		11/16/09 22:37	460-00-4	
Dibromofluoromethane (S)	94	%	85-115		1		11/16/09 22:37	1868-53-7	
1,2-Dichloroethane-d4 (S)	100	%	79-120		1		11/16/09 22:37	17060-07-0	
Toluene-d8 (S)	101	%	70-120		1		11/16/09 22:37	2037-26-5	

This report shall not be reproduced, except in full,
without the written consent of Pace Analytical Services, Inc..

ACCREDITED IN ACCORDANCE WITH nelac

Pace Analytical®
www.pacelabs.com

Pace Analytical Services, Inc.
2225 Riverside Dr.
Asheville, NC 28804
(828)254-7176

Pace Analytical Services, Inc.
9800 Kincey Ave. Suite 100
Huntersville, NC 28078
(704)875-9092

ANALYTICAL RESULTS

Project: HEATH HEALTH SERVICE 08932
Pace Project No.: 9257547

Sample: MW-27 **Lab ID: 9257547020** Collected: 11/12/09 10:30 Received: 11/13/09 16:45 Matrix: Water

Parameters	Results	Units	Report Limit	MDL	DF	Prepared	Analyzed	CAS No.	Qual
8011 GCS EDB and DBCP	Analytical Method: EPA 8011 Preparation Method: EPA 8011								
1,2-Dibromoethane (EDB)	ND	ug/L	0.024	0.024	1	11/17/09 15:56	11/19/09 18:38	106-93-4	
1-Chloro-2-bromopropane (S)	88	%	60-140		1	11/17/09 15:56	11/19/09 18:38	301-79-56	
8260 MSV	Analytical Method: EPA 8260								
Benzene	ND	ug/L	5.0	1.2	1		11/16/09 22:56	71-43-2	
1,2-Dichloroethane	ND	ug/L	5.0	1.3	1		11/16/09 22:56	107-06-2	
Ethylbenzene	ND	ug/L	5.0	1.1	1		11/16/09 22:56	100-41-4	
Methyl-tert-butyl ether	ND	ug/L	5.0	2.0	1		11/16/09 22:56	1634-04-4	
Naphthalene	ND	ug/L	5.0	2.9	1		11/16/09 22:56	91-20-3	
Toluene	ND	ug/L	5.0	1.8	1		11/16/09 22:56	108-88-3	
Xylene (Total)	ND	ug/L	10.0	2.7	1		11/16/09 22:56	1330-20-7	
m&p-Xylene	ND	ug/L	10.0	2.7	1		11/16/09 22:56	1330-20-7	
o-Xylene	ND	ug/L	5.0	1.7	1		11/16/09 22:56	95-47-6	
4-Bromofluorobenzene (S)	93	%	87-109		1		11/16/09 22:56	460-00-4	
Dibromofluoromethane (S)	94	%	85-115		1		11/16/09 22:56	1868-53-7	
1,2-Dichloroethane-d4 (S)	99	%	79-120		1		11/16/09 22:56	17060-07-0	
Toluene-d8 (S)	101	%	70-120		1		11/16/09 22:56	2037-26-5	

This report shall not be reproduced, except in full,
without the written consent of Pace Analytical Services, Inc..

ACCREDITED IN ACCORDANCE WITH nelac

Pace Analytical®
www.pacelabs.com

Pace Analytical Services, Inc.
2225 Riverside Dr.
Asheville, NC 28804
(828)254-7176

Pace Analytical Services, Inc.
9800 Kincey Ave. Suite 100
Huntersville, NC 28078
(704)875-9092

QUALITY CONTROL DATA

Project: HEATH HEALTH SERVICE 08932
Pace Project No.: 9257547

QC Batch: MSV/9059 Analysis Method: EPA 8260
QC Batch Method: EPA 8260 Analysis Description: 8260 MSV
Associated Lab Samples: 9257547002, 9257547003, 9257547004, 9257547005, 9257547006, 9257547007, 9257547008, 9257547009, 9257547010, 9257547011, 9257547012, 9257547013, 9257547014

METHOD BLANK: 366964 Matrix: Water
Associated Lab Samples: 9257547002, 9257547003, 9257547004, 9257547005, 9257547006, 9257547007, 9257547008, 9257547009, 9257547010, 9257547011, 9257547012, 9257547013, 9257547014

Parameter	Units	Blank Result	Reporting Limit	Analyzed	Qualifiers
1,2-Dichloroethane	ug/L	ND	5.0	11/16/09 12:54	
Benzene	ug/L	ND	5.0	11/16/09 12:54	
Ethylbenzene	ug/L	ND	5.0	11/16/09 12:54	
m&p-Xylene	ug/L	ND	10.0	11/16/09 12:54	
Methyl-tert-butyl ether	ug/L	ND	5.0	11/16/09 12:54	
Naphthalene	ug/L	ND	5.0	11/16/09 12:54	
o-Xylene	ug/L	ND	5.0	11/16/09 12:54	
Toluene	ug/L	ND	5.0	11/16/09 12:54	
Xylene (Total)	ug/L	ND	10.0	11/16/09 12:54	
1,2-Dichloroethane-d4 (S)	%	103	79-120	11/16/09 12:54	
4-Bromofluorobenzene (S)	%	97	87-109	11/16/09 12:54	
Dibromofluoromethane (S)	%	97	85-115	11/16/09 12:54	
Toluene-d8 (S)	%	102	70-120	11/16/09 12:54	

LABORATORY CONTROL SAMPLE: 366965

Parameter	Units	Spike Conc.	LCS Result	LCS % Rec	% Rec Limits	Qualifiers
1,2-Dichloroethane	ug/L	50	52.5	105	72-126	
Benzene	ug/L	50	52.1	104	78-128	
Ethylbenzene	ug/L	50	50.9	102	80-127	
m&p-Xylene	ug/L	100	103	103	82-127	
Methyl-tert-butyl ether	ug/L	50	49.0	98	71-130	
Naphthalene	ug/L	50	48.1	96	52-136	
o-Xylene	ug/L	50	51.1	102	83-124	
Toluene	ug/L	50	50.9	102	76-126	
Xylene (Total)	ug/L	150	154	103	83-125	
1,2-Dichloroethane-d4 (S)	%			98	79-120	
4-Bromofluorobenzene (S)	%			99	87-109	
Dibromofluoromethane (S)	%			95	85-115	
Toluene-d8 (S)	%			100	70-120	

MATRIX SPIKE & MATRIX SPIKE DUPLICATE: 366966 366967

Parameter	Units	9257547002 Result	MS Spike Conc.	MSD Spike Conc.	MS Result	MSD Result	MS % Rec	MSD % Rec	% Rec Limits	RPD	Max RPD	Qual
Benzene	ug/L	1050	50	50	737	688	-635	-733	74-136	7	30	E
Toluene	ug/L	11300	50	50	209	200	-22161	-22178	73-131	4	30	E
1,2-Dichloroethane-d4 (S)	%						93	93	79-120			

This report shall not be reproduced, except in full,
without the written consent of Pace Analytical Services, Inc..

ACCREDITED IN ACCORDANCE WITH nelac

Pace Analytical®
www.pacelabs.com

Pace Analytical Services, Inc.
2225 Riverside Dr.
Asheville, NC 28804
(828)254-7176

Pace Analytical Services, Inc.
9800 Kincey Ave. Suite 100
Huntersville, NC 28078
(704)875-9092

QUALITY CONTROL DATA

Project: HEATH HEALTH SERVICE 08932
Pace Project No.: 9257547

MATRIX SPIKE & MATRIX SPIKE DUPLICATE: 366966 366967

Parameter	Units	9257547002 Result	MS Spike Conc.	MSD Spike Conc.	MS Result	MSD Result	MS % Rec	MSD % Rec	% Rec Limits	RPD	Max RPD	Qual
4-Bromofluorobenzene (S)	%						102	106	87-109			
Dibromofluoromethane (S)	%						91	89	85-115			
Toluene-d8 (S)	%						83	83	70-120			

This report shall not be reproduced, except in full,
without the written consent of Pace Analytical Services, Inc..

ACCREDITED IN ACCORDANCE WITH nelac

Pace Analytical®
www.pacelabs.com

Pace Analytical Services, Inc.
2225 Riverside Dr.
Asheville, NC 28804
(828)254-7176

Pace Analytical Services, Inc.
9800 Kincey Ave. Suite 100
Huntersville, NC 28078
(704)875-9092

QUALITY CONTROL DATA

Project: HEATH HEALTH SERVICE 08932
Pace Project No.: 9257547

QC Batch: MSV/9054
QC Batch Method: EPA 8260
Analysis Method: EPA 8260
Analysis Description: 8260 MSV
Associated Lab Samples: 9257547001

METHOD BLANK: 366863 Matrix: Water
Associated Lab Samples: 9257547001

Parameter	Units	Blank Result	Reporting Limit	Analyzed	Qualifiers
1,2-Dichloroethane	ug/L	ND	5.0	11/16/09 01:05	
Benzene	ug/L	ND	5.0	11/16/09 01:05	
Ethylbenzene	ug/L	ND	5.0	11/16/09 01:05	
m&p-Xylene	ug/L	ND	10.0	11/16/09 01:05	
Methyl-tert-butyl ether	ug/L	ND	5.0	11/16/09 01:05	
Naphthalene	ug/L	ND	5.0	11/16/09 01:05	
o-Xylene	ug/L	ND	5.0	11/16/09 01:05	
Toluene	ug/L	ND	5.0	11/16/09 01:05	
Xylene (Total)	ug/L	ND	10.0	11/16/09 01:05	
1,2-Dichloroethane-d4 (S)	%	98	79-120	11/16/09 01:05	
4-Bromofluorobenzene (S)	%	95	87-109	11/16/09 01:05	
Dibromofluoromethane (S)	%	96	85-115	11/16/09 01:05	
Toluene-d8 (S)	%	103	70-120	11/16/09 01:05	

LABORATORY CONTROL SAMPLE: 366864

Parameter	Units	Spike Conc.	LCS Result	LCS % Rec	% Rec Limits	Qualifiers
1,2-Dichloroethane	ug/L	50	54.1	108	72-126	
Benzene	ug/L	50	53.1	106	78-128	
Ethylbenzene	ug/L	50	51.5	103	80-127	
m&p-Xylene	ug/L	100	105	105	82-127	
Methyl-tert-butyl ether	ug/L	50	52.8	106	71-130	
Naphthalene	ug/L	50	53.2	106	52-136	
o-Xylene	ug/L	50	51.6	103	83-124	
Toluene	ug/L	50	52.1	104	76-126	
Xylene (Total)	ug/L	150	156	104	83-125	
1,2-Dichloroethane-d4 (S)	%			99	79-120	
4-Bromofluorobenzene (S)	%			98	87-109	
Dibromofluoromethane (S)	%			96	85-115	
Toluene-d8 (S)	%			101	70-120	

MATRIX SPIKE & MATRIX SPIKE DUPLICATE: 366865 366866

Parameter	Units	9257381007 Result	MS Spike Conc.	MSD Spike Conc.	MS Result	MSD Result	MS % Rec	MSD % Rec	% Rec Limits	RPD	Max RPD	Qual
Benzene	ug/L	ND	50	50	59.0	58.4	117	116	74-136	1	30	
Toluene	ug/L	ND	50	50	58.5	58.0	117	116	73-131	1	30	
1,2-Dichloroethane-d4 (S)	%						99	97	79-120			
4-Bromofluorobenzene (S)	%						96	97	87-109			
Dibromofluoromethane (S)	%						94	93	85-115			

This report shall not be reproduced, except in full,
without the written consent of Pace Analytical Services, Inc..

ACCREDITED IN ACCORDANCE WITH nelac

Pace Analytical®
www.pacelabs.com

Pace Analytical Services, Inc.
2225 Riverside Dr.
Asheville, NC 28804
(828)254-7176

Pace Analytical Services, Inc.
9800 Kincey Ave. Suite 100
Huntersville, NC 28078
(704)875-9092

QUALITY CONTROL DATA

Project: HEATH HEALTH SERVICE 08932
Pace Project No.: 9257547

MATRIX SPIKE & MATRIX SPIKE DUPLICATE: 366865 366866

Parameter	Units	9257381007 Result	MS Spike Conc.	MSD Spike Conc.	MS Result	MSD Result	MS % Rec	MSD % Rec	% Rec Limits	RPD	Max RPD	Qual
Toluene-d8 (S)	%						101	99	70-120			

This report shall not be reproduced, except in full,
without the written consent of Pace Analytical Services, Inc..

ACCREDITED IN ACCORDANCE WITH nelac

Pace Analytical®
www.pacelabs.com

Pace Analytical Services, Inc.
2225 Riverside Dr.
Asheville, NC 28804
(828)254-7176

Pace Analytical Services, Inc.
9800 Kincey Ave. Suite 100
Huntersville, NC 28078
(704)875-9092

QUALITY CONTROL DATA

Project: HEATH HEALTH SERVICE 08932
Pace Project No.: 9257547

QC Batch: OEXT/8626 Analysis Method: EPA 8011
QC Batch Method: EPA 8011 Analysis Description: GCS 8011 EDB DBCP
Associated Lab Samples: 9257547013, 9257547014, 9257547015, 9257547016, 9257547017, 9257547018, 9257547019, 9257547020

METHOD BLANK: 367335 Matrix: Water
Associated Lab Samples: 9257547013, 9257547014, 9257547015, 9257547016, 9257547017, 9257547018, 9257547019, 9257547020

Parameter	Units	Blank Result	Reporting Limit	Analyzed	Qualifiers
1,2-Dibromoethane (EDB)	ug/L	ND	0.020	11/19/09 15:24	
1-Chloro-2-bromopropane (S)	%	109	60-140	11/19/09 15:24	

LABORATORY CONTROL SAMPLE & LCSD: 367336 367337

Parameter	Units	Spike Conc.	LCS Result	LCSD Result	LCS % Rec	LCSD % Rec	% Rec Limits	RPD	Max RPD	Qualifiers
1,2-Dibromoethane (EDB)	ug/L	.28	0.32	0.33	112	116	60-140	3	20	
1-Chloro-2-bromopropane (S)	%				100	106	60-140			

MATRIX SPIKE & MATRIX SPIKE DUPLICATE: 367338 367339

Parameter	Units	9257569001 Result	MS Spike Conc.	MSD Spike Conc.	MS Result	MSD Result	MS % Rec	MSD % Rec	% Rec Limits	RPD	Max RPD	Qual
1,2-Dibromoethane (EDB)	ug/L	ND	.28	.28	0.31	0.32	108	112	60-140	4	20	
1-Chloro-2-bromopropane (S)	%						98	101	60-140			

SAMPLE DUPLICATE: 367340

Parameter	Units	9257569002 Result	Dup Result	RPD	Max RPD	Qualifiers
1,2-Dibromoethane (EDB)	ug/L	ND	ND		20	
1-Chloro-2-bromopropane (S)	%		101	6		

This report shall not be reproduced, except in full,
without the written consent of Pace Analytical Services, Inc..

ACCREDITED IN ACCORDANCE WITH nelac

Pace Analytical®
www.pacelabs.com

Pace Analytical Services, Inc.
2225 Riverside Dr.
Asheville, NC 28804
(828)254-7176

Pace Analytical Services, Inc.
9800 Kincey Ave. Suite 100
Huntersville, NC 28078
(704)875-9092

QUALITY CONTROL DATA

Project: HEATH HEALTH SERVICE 08932
Pace Project No.: 9257547

QC Batch: OEXT/8625 Analysis Method: EPA 8011
QC Batch Method: EPA 8011 Analysis Description: GCS 8011 EDB DBCP
Associated Lab Samples: 9257547001, 9257547002, 9257547003, 9257547004, 9257547005, 9257547006, 9257547007, 9257547008, 9257547009, 9257547010, 9257547011, 9257547012

METHOD BLANK: 367329 Matrix: Water
Associated Lab Samples: 9257547001, 9257547002, 9257547003, 9257547004, 9257547005, 9257547006, 9257547007, 9257547008, 9257547009, 9257547010, 9257547011, 9257547012

Parameter	Units	Blank Result	Reporting Limit	Analyzed	Qualifiers
1,2-Dibromoethane (EDB)	ug/L	ND	0.020	11/18/09 13:15	
1-Chloro-2-bromopropane (S)	%	100	60-140	11/18/09 13:15	

LABORATORY CONTROL SAMPLE & LCSD: 367330 367331

Parameter	Units	Spike Conc.	LCS Result	LCSD Result	LCS % Rec	LCSD % Rec	% Rec Limits	RPD	Max RPD	Qualifiers
1,2-Dibromoethane (EDB)	ug/L	.28	0.32	0.29	112	106	60-140	8	20	
1-Chloro-2-bromopropane (S)	%				102	99	60-140			

MATRIX SPIKE & MATRIX SPIKE DUPLICATE: 367332 367333

Parameter	Units	9257547002 Result	MS Spike Conc.	MSD Spike Conc.	MS Result	MSD Result	MS % Rec	MSD % Rec	% Rec Limits	RPD	Max RPD	Qual
1,2-Dibromoethane (EDB)	ug/L	1.3	.28	.28	1.4	1.5	44	66	60-140	4	20	P6
1-Chloro-2-bromopropane (S)	%						90	94	60-140			

SAMPLE DUPLICATE: 367334

Parameter	Units	9257547007 Result	Dup Result	RPD	Max RPD	Qualifiers
1,2-Dibromoethane (EDB)	ug/L	7.4	8.7	17	20	
1-Chloro-2-bromopropane (S)	%		0	0		S4

This report shall not be reproduced, except in full,
without the written consent of Pace Analytical Services, Inc..

ACCREDITED IN ACCORDANCE WITH nelac

Pace Analytical®
www.pacelabs.com

Pace Analytical Services, Inc.
2225 Riverside Dr.
Asheville, NC 28804
(828)254-7176

Pace Analytical Services, Inc.
9800 Kincey Ave. Suite 100
Huntersville, NC 28078
(704)875-9092

QUALITY CONTROL DATA

Project: HEATH HEALTH SERVICE 08932
Pace Project No.: 9257547

QC Batch: MSV/9061 Analysis Method: EPA 8260
QC Batch Method: EPA 8260 Analysis Description: 8260 MSV
Associated Lab Samples: 9257547015, 9257547016, 9257547017, 9257547018, 9257547019, 9257547020

METHOD BLANK: 367018 Matrix: Water
Associated Lab Samples: 9257547015, 9257547016, 9257547017, 9257547018, 9257547019, 9257547020

Parameter	Units	Blank Result	Reporting Limit	Analyzed	Qualifiers
1,2-Dichloroethane	ug/L	ND	5.0	11/16/09 13:14	
Benzene	ug/L	ND	5.0	11/16/09 13:14	
Ethylbenzene	ug/L	ND	5.0	11/16/09 13:14	
m&p-Xylene	ug/L	ND	10.0	11/16/09 13:14	
Methyl-tert-butyl ether	ug/L	ND	5.0	11/16/09 13:14	
Naphthalene	ug/L	ND	5.0	11/16/09 13:14	
o-Xylene	ug/L	ND	5.0	11/16/09 13:14	
Toluene	ug/L	ND	5.0	11/16/09 13:14	
Xylene (Total)	ug/L	ND	10.0	11/16/09 13:14	
1,2-Dichloroethane-d4 (S)	%	98	79-120	11/16/09 13:14	
4-Bromofluorobenzene (S)	%	95	87-109	11/16/09 13:14	
Dibromofluoromethane (S)	%	96	85-115	11/16/09 13:14	
Toluene-d8 (S)	%	101	70-120	11/16/09 13:14	

LABORATORY CONTROL SAMPLE: 367019

Parameter	Units	Spike Conc.	LCS Result	LCS % Rec	% Rec Limits	Qualifiers
1,2-Dichloroethane	ug/L	50	53.5	107	72-126	
Benzene	ug/L	50	53.7	107	78-128	
Ethylbenzene	ug/L	50	52.9	106	80-127	
m&p-Xylene	ug/L	100	106	106	82-127	
Methyl-tert-butyl ether	ug/L	50	49.2	98	71-130	
Naphthalene	ug/L	50	48.9	98	52-136	
o-Xylene	ug/L	50	53.1	106	83-124	
Toluene	ug/L	50	52.9	106	76-126	
Xylene (Total)	ug/L	150	159	106	83-125	
1,2-Dichloroethane-d4 (S)	%			97	79-120	
4-Bromofluorobenzene (S)	%			101	87-109	
Dibromofluoromethane (S)	%			96	85-115	
Toluene-d8 (S)	%			99	70-120	

This report shall not be reproduced, except in full,
without the written consent of Pace Analytical Services, Inc..

ACCREDITED IN ACCORDANCE WITH nelac

Pace Analytical®
www.pacelabs.com

Pace Analytical Services, Inc.
2225 Riverside Dr.
Asheville, NC 28804
(828)254-7176

Pace Analytical Services, Inc.
9800 Kincey Ave. Suite 100
Huntersville, NC 28078
(704)875-9092

QUALIFIERS

Project: HEATH HEALTH SERVICE 08932
Pace Project No.: 9257547

DEFINITIONS

DF - Dilution Factor, if reported, represents the factor applied to the reported data due to changes in sample preparation, dilution of the sample aliquot, or moisture content.

ND - Not Detected at or above adjusted reporting limit.

J - Estimated concentration above the adjusted method detection limit and below the adjusted reporting limit.

MDL - Adjusted Method Detection Limit.

S - Surrogate

1,2-Diphenylhydrazine (8270 listed analyte) decomposes to Azobenzene.

Consistent with EPA guidelines, unrounded data are displayed and have been used to calculate % recovery and RPD values.

LCS(D) - Laboratory Control Sample (Duplicate)

MS(D) - Matrix Spike (Duplicate)

DUP - Sample Duplicate

RPD - Relative Percent Difference

NC - Not Calculable.

Pace Analytical is NELAP accredited. Contact your Pace PM for the current list of accredited analytes.

U - Indicates the compound was analyzed for, but not detected.

ANALYTE QUALIFIERS

E	Analyte concentration exceeded the calibration range. The reported result is estimated.
P6	Matrix spike recovery was outside laboratory control limits due to a parent sample concentration notably higher than the spike level.
S1	Surrogate recovery outside laboratory control limits (confirmed by re-analysis).
S4	Surrogate recovery not evaluated against control limits due to sample dilution.

This report shall not be reproduced, except in full,
without the written consent of Pace Analytical Services, Inc..

ACCREDITED IN ACCORDANCE WITH nelac

Pace Analytical®
www.pacelabs.com

CHAIN-OF-CUSTODY / Analytical Request Document

The Chain-of-Custody is a LEGAL DOCUMENT. All relevant fields must be completed accurately.

Page: 1 of 3

1331591

Section A Required Client Information:

Company: SCDHEC
Address: 2600 Bull STREET
Columbia, SC 29201
Email To:
Phone: 803-893-6240 Fax: 803-896-6243
Requested Due Date/TAT:

Section B Required Project Information:

Report To: D. Thoma
Copy To:
Purchase Order No.: 719459
Project Name: HEATH Health Service
Project Number: 08932 / PACE CA# 37297

Section C Invoice Information:

Attention: Finance (D. Thoma)
Company Name: SCDHEC - UST
Address:
Pace Quote Reference:
Pace Project Manager: R- Spencer
Pace Profile #: 849-1

REGULATORY AGENCY

☐ NPDES ☐ GROUND WATER ☐ DRINKING WATER
☑ UST ☐ RCRA ☐ OTHER

Site Location STATE: SC

Section D Required Client Information

SAMPLE ID (A-Z, 0-9 / ,-) Sample IDs MUST BE UNIQUE

Matrix Codes MATRIX / CODE

Drinking Water	DW
Water	WT
Waste Water	WW
Product	P
Soil/Solid	SL
Oil	OL
Wipe	WP
Air	AR
Tissue	TS
Other	OT

ITEM #	SAMPLE ID	MATRIX CODE (see valid codes to left)	SAMPLE TYPE (G=GRAB C=COMP)	COLLECTED COMPOSITE START DATE	COLLECTED COMPOSITE START TIME	COLLECTED COMPOSITE END/GRAB DATE	COLLECTED COMPOSITE END/GRAB TIME	SAMPLE TEMP AT COLLECTION	# OF CONTAINERS	Preservatives: Unpreserved	H_2SO_4	HNO_3	HCl	NaOH	$Na_2S_2O_3$	Methanol	Other	Requested Analysis Filtered (Y/N) Y/N	Analysis Test: BTEX, Naph, MTBE 8260	1,2 DCA	EDB 8011	Residual Chlorine (Y/N)	Pace Project No./ Lab I.D.
1	MW-1	WT	G						1														
2	MW-2					11/12	14:20		6										X	X	X		Dry, Obstructed @ 11.82
3	MW-3						14:55																Odor 001
4	MW-4						13:58																Strong Odor 002
5	MW-5						14:15																No Odor 003
6	MW-6						14:31																Odor 004
7	MW-7						13:06																No Odor 005
8	MW-8						13:05																Strong Odor/ Sheen 006
9	MW-9						12:40																Odor 007
10	MW-10					11/12	13:15																Odor 008
11	MW-11																						Product
12	MW-12	WT	G			11/12	14:45		6										X	X	X		Not Located
																							Slight Odor 009

9257547

ADDITIONAL COMMENTS	RELINQUISHED BY / AFFILIATION	DATE	TIME	ACCEPTED BY / AFFILIATION	DATE	TIME	SAMPLE CONDITIONS			
No Samples from MW-10		11/13/09		Pace	11-13-09	12:10				
		11-13-09	16:45	Pace	11/13	1645	2.6	4	N	4
							Temp in °C	Received on Ice (Y/N)	Custody Sealed Cooler (Y/N)	Samples Intact (Y/N)

ORIGINAL

SAMPLER NAME AND SIGNATURE
PRINT Name of SAMPLER: Bradley Kelly
SIGNATURE of SAMPLER:
DATE Signed (MM/DD/YY): 11/13/09

*Important Note: By signing this form you are accepting Pace's NET 30 day payment terms and agreeing to late charges of 1.5% per month for any invoices not paid within 30 days.

Pace Analytical®
www.pacelabs.com

CHAIN-OF-CUSTODY / Analytical Request Document

The Chain-of-Custody is a LEGAL DOCUMENT. All relevant fields must be completed accurately.

Page: 2 of 3

1331592

Section A Required Client Information:

Company: SCDHEC
Address: 2600 BULL STREET
Columbia, SC 29201
Email To:
Phone: 803-893-6240 Fax: 803-896-6243
Requested Due Date/TAT:

Section B Required Project Information:

Report To: D. Thoma
Copy To:
Purchase Order No.: 719459
Project Name: HEATH HEALTH SERVICE
Project Number: 08932 / PACE QA # 37297

Section C Invoice Information:

Attention: Finance (D. Thoma)
Company Name: SCDHEC - UST
Address:
Pace Quote Reference:
Pace Project Manager: R. Spencer
Pace Profile #:

REGULATORY AGENCY

☐ NPDES ☐ GROUND WATER ☐ DRINKING WATER
☑ UST ☐ RCRA ☐ OTHER

Site Location STATE: SC

Section D Required Client Information

SAMPLE ID (A-Z, 0-9 / ,-) Sample IDs MUST BE UNIQUE

Matrix Codes — MATRIX / CODE: Drinking Water DW; Water WT; Waste Water WW; Product P; Soil/Solid SL; Oil OL; Wipe WP; Air AR; Tissue TS; Other OT

ITEM #	SAMPLE ID	MATRIX CODE (see valid codes to left)	SAMPLE TYPE (G=GRAB C=COMP)	COLLECTED COMPOSITE START DATE	COMPOSITE START TIME	COMPOSITE END/GRAB DATE	COMPOSITE END/GRAB TIME	SAMPLE TEMP AT COLLECTION	# OF CONTAINERS	Preservatives: Unpreserved	H_2SO_4	HNO_3	HCl	NaOH	$Na_2S_2O_3$	Methanol	Other	Analysis Test Y/N	Requested Analysis Filtered (Y/N): BTEX, Naph, MTBE 8260	1,2 DCA	EDB 8011	Residual Chlorine (Y/N)	Pace Project No./ Lab I.D.
1	MW-13	WT	G			11/12	13:00		6										X	X	Y			No Odor 010
2	MW-14	↓	↓				11:35																	No Odor 011
3	MW-15	↓	↓			↓	12:50		↓										↓	↓	↓			No Odor 012
4	MW-16	WT	G			11/12	13:40		6										X	X	Y			Odor 013
~~5~~	~~MW-17~~																							
6	MW-18	WT	G			11/12	12:10		6										X	X	X			Not Located
~~7~~	~~MW-19~~																							No Odor 014
8	MW-20	WT	G			11/12	10:55		6										X	X	Y			Not Located
9	MW-21	↓	↓				10:25																	Slight Odor 015
10	MW-22	↓	↓			↓	10:14		↓										↓	↓	↓			No Odor 016
11	MW-23	WT	G			11/12	10:02		6										X	X	X			No Odor 017
~~12~~	~~MW-24~~																							Slight Odor 018
																								Not Located

ADDITIONAL COMMENTS	RELINQUISHED BY / AFFILIATION	DATE	TIME	ACCEPTED BY / AFFILIATION	DATE	TIME	SAMPLE CONDITIONS
	[signature]	11/13/09		DMoody - Pace	11-13-09	12:10	
	DMoody	11-13-09	16:45	JMoore Pace	11/13	1645	2.6 U N N

ORIGINAL

SAMPLER NAME AND SIGNATURE
PRINT Name of SAMPLER: Brandon Kelly
SIGNATURE of SAMPLER: [signature]
DATE Signed (MM/DD/YY): 11/13/09

Temp in °C | Received on Ice (Y/N) | Custody Sealed Cooler (Y/N) | Samples Intact (Y/N)

*Important Note: By signing this form you are accepting Pace's NET 30 day payment terms and agreeing to late charges of 1.5% per month for any invoices not paid within 30 days.

Pace Analytical®
www.pacelabs.com

CHAIN-OF-CUSTODY / Analytical Request Document

The Chain-of-Custody is a LEGAL DOCUMENT. All relevant fields must be completed accurately.

Page: 3 of 3

1331593

Section A Required Client Information:

Company:	SC DHEC
Address:	2600 Bull STREET Columbia, SC 29201
Email To:	
Phone:	803-893-6240
Fax:	803-896-6243
Requested Due Date/TAT:	

Section B Required Project Information:

Report To:	D. Thoma
Copy To:	
Purchase Order No.:	719459
Project Name:	Heath Health Service
Project Number:	08932 / PACE CA# 37297

Section C Invoice Information:

Attention:	Finance (D. Thoma)
Company Name:	SCDHEC - UST
Address:	
Pace Quote Reference:	
Pace Project Manager:	R. Spencer
Pace Profile #:	

REGULATORY AGENCY

☐ NPDES ☐ GROUND WATER ☐ DRINKING WATER
☒ UST ☐ RCRA ☐ OTHER _____

Site Location STATE: SC

Section D Required Client Information

Matrix Codes MATRIX / CODE: Drinking Water DW, Water WT, Waste Water WW, Product P, Soil/Solid SL, Oil OL, Wipe WP, Air AR, Tissue TS, Other OT

SAMPLE ID (A-Z, 0-9 / ,-) Sample IDs MUST BE UNIQUE

Requested Analysis Filtered (Y/N)

ITEM #	SAMPLE ID	MATRIX CODE (see valid codes to left)	SAMPLE TYPE (G=GRAB C=COMP)	COLLECTED COMPOSITE START DATE	COMPOSITE START TIME	COMPOSITE END/GRAB DATE	COMPOSITE END/GRAB TIME	SAMPLE TEMP AT COLLECTION	# OF CONTAINERS	Unpreserved	H_2SO_4	HNO_3	HCl	NaOH	$Na_2S_2O_3$	Methanol	Other	Analysis Test (Y/N)	BTEX, Napth, MTBE 8260	1,2 DCA	EDB 8011	Residual Chlorine (Y/N)	Pace Project No./ Lab I.D.
1	MW-25	WT	6			11/12	11:30		6				X						X	X	X		No Odor 019
2	~~MW-26~~																						Not Located
3	MW-27	WT	6			11/12	10:30		6				X						X	X	X		Slight Odor 020
4																							
5																							
6																							
7																							
8																							
9																							
10																							
11																							
12																							

9257547

ADDITIONAL COMMENTS	RELINQUISHED BY / AFFILIATION	DATE	TIME	ACCEPTED BY / AFFILIATION	DATE	TIME	SAMPLE CONDITIONS: Temp in °C	Received on Ice (Y/N)	Custody Sealed Cooler (Y/N)	Samples Intact (Y/N)
	[signature]	11/13/09		J Moody-Pace	11-13-09	12:10				
	J Moody	11-13-09	16:45	J Moore Pace	11/13	1645	2.6	Y	N	Y

ORIGINAL

SAMPLER NAME AND SIGNATURE

PRINT Name of SAMPLER: Brandon [signature]

SIGNATURE of SAMPLER: [signature]

DATE Signed (MM/DD/YY): 11/13/09

*Important Note: By signing this form you are accepting Pace's NET 30 day payment terms and agreeing to late charges of 1.5% per month for any invoices not paid within 30 days.

F-ALL-Q-020rev.07, 15-May-2007

D H E C

PROMOTE PROTECT PROSPER

C. Earl Hunter, Commissioner

Promoting and protecting the health of the public and the environment.

FEB 01 2010

BRYAN SHANE
MIDLANDS ENVIRONMENTAL CONSULTANTS INC
P O BOX 854
LEXINGTON SC 29071

UST DOCKET 12Tech

Re: Bid # IFB-34007-6/3/08-EMW; PO# 732429
Notice to Proceed

Dear Mr. Shane:

Based on the award of the referenced bid package, enclosed are the information packets to conduct assessments at several facilities. The packets contain the necessary approval for work to begin. The facilities have been assigned Cost Agreement (CA) numbers as listed below. Please reference the CA numbers and Purchase Order # 732429 on the appropriate invoices submitted for payment against the facilities. As specified in the referenced bid, **the completed invoice forms and associated reports (include contract certification number) are expected on or before the designated due date (see below).**

UST Permit#	Facility	County	Release #	Work Scope	Due Date*	CA #	Approved Amt
08932	Heath Self Serve	York	1	Monitoring Well Installation	60 Days	38028	$4,613.00
08492	E Z Mart	Spartanburg	1	Monitoring Well Installation	60 Days	38099	$1,500.00
09372	Handy Pantry 44	York	1	Monitoring Well Installation	60 Days	38027	$3,065.00

*From receipt of letter

Midland's Environmental Consultants, Inc. will perform services at the sites on behalf of the site's UST owners; however, payments will be made from the SUPERB Account. The site's UST owners have no obligation for payment for this scope of work. **Please note, if there are any changes in the established cost agreement amounts (e.g., additional water supply wells sampled, additional well footage, etc.) contact the site's project manager for technical and/or financial approval. Failure to do so prior to submittal of invoice may result in delay of payment.**

The Bureau grants pre-approval for transportation of drums of virgin petroleum contaminated soil and drums of groundwater from the referenced site to a permitted treatment facility. The contaminated soil and/or groundwater must be properly stored in labeled 55-gallon drums or equivalent containers.

The contaminated soil and/or groundwater must be accepted by the approved treatment facility. There can be no spillage or leakage in transport. A copy of the disposal manifest from the receiving facility that clearly designates the quantity received must be included as an appendix to the final report. Please note, transportation of waste oil contaminated soil must receive pre-approval from the Division of Waste Assessment & Emergency Response.

Please provide this office with a schedule of drilling dates and coordinate all work with me before commencing work at the facility. If you have any questions or need further assistance, please contact me at (803) 896-6633.

Sincerely,

Cathleen Ridgley

Cathleen Ridgley, Hydrogeologist
Assessment Section
Underground Storage Tank Management Division
Bureau of Land and Waste Management

enc.: Monitoring Well Approvals (MWA)
Approved Cost Agreements (ACA)
Information Packets

cc: Cathleen Ridgley, UST Program (w/out enc)
Technical Files (w/ copy of MWA, ACA, & Site Map)

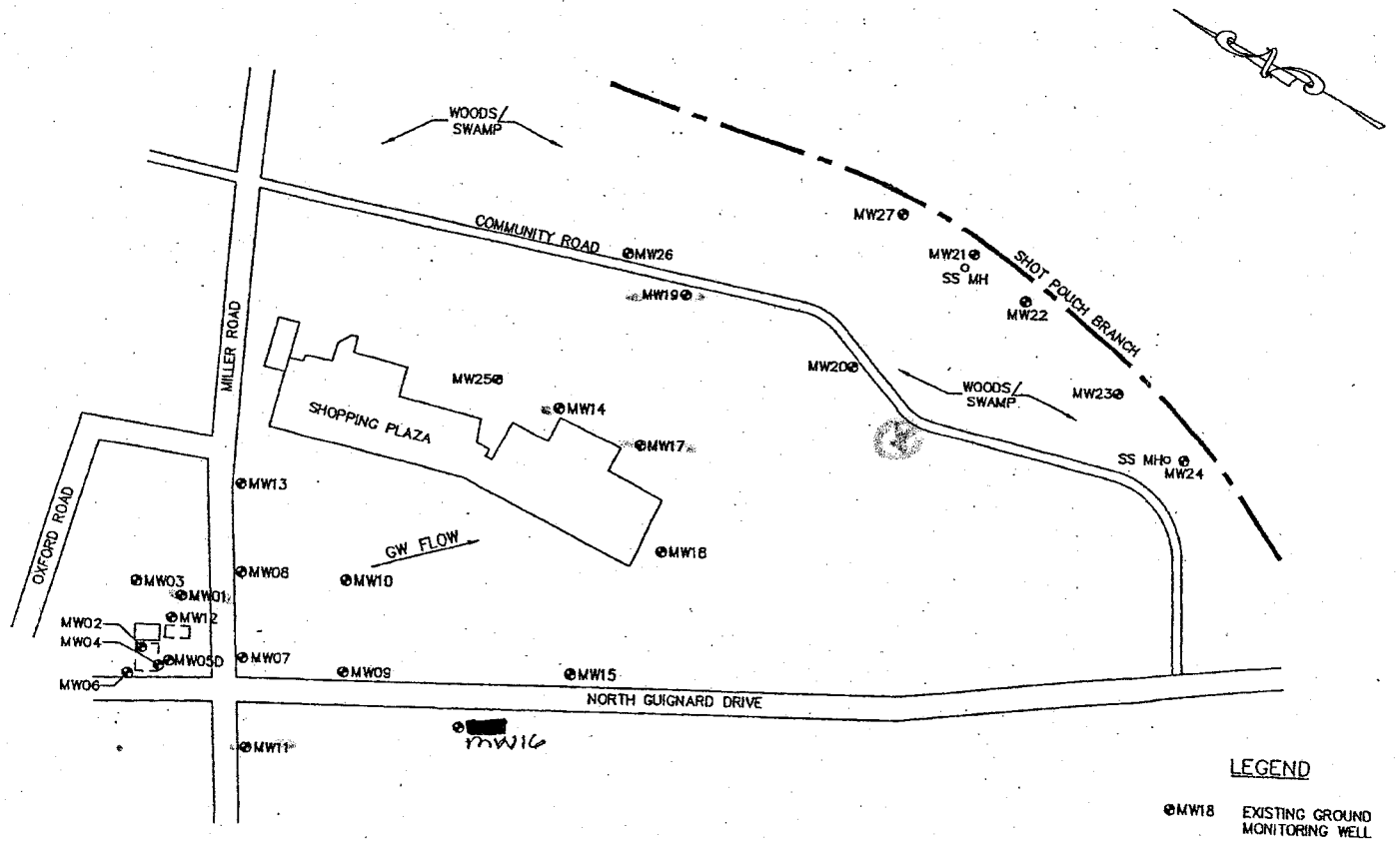

Emerald, Inc.
Sumter, South Carolina

File Number:
E562HSLO

Field Work Date(s):

SITE PLAN

Project:
HEATH SELF SERVE #2
N. GUIGNARD DRIVE AND MILLER ROAD
SUMTER, SOUTH CAROLINA

D H E C

PROMOTE PROTECT PROSPER

C. Earl Hunter, Commissioner

Promoting and protecting the health of the public and the environment.

Monitoring Well Approval

Approval is hereby granted to: **Midlands Environmental Consultants, Inc.**

On behalf of: **Coca-Cola Bottling Co**

Facility: **Heath Self Serve**
501 N Guignard Dr., Sumter, SC

UST Permit #: **08932**

County: **York**

This approval is for the installation of five groundwater monitoring wells. The monitoring wells are to be installed in the approved locations. Monitoring wells are to be installed following the South Carolina Well Standards, R.61-71, and the applicable guidance documents.

***Please note that R.61-71 requires the following*:**

1. All wells shall be drilled, constructed, and abandoned by a South Carolina certified well driller per R.61-71.D.1.

2. All monitoring wells shall be labeled as required by R.61-71.H.2.c.

3. A Water Well Record Form or other form provided or approved by the Department shall be completed and submitted to the Department within 30 days after well completion or abandonment unless another schedule has been approved by the Department. The form should contain the "as-built" construction details and all other information required by R.61-71.H.1.f

4. All analytical data and water levels obtained from each monitoring well shall be submitted to the Department within 30 days of receipt of laboratory results unless another schedule has been approved by the Department as required by R.61-71.H.1.d.

thomadl@dhec.sc.gov) shall be provided a minimum of twenty-four (24) hours prior to well construction as required by R.61-71.H.1.a.

6. All temporary monitoring wells shall be abandoned within 5 days of borehole completion using appropriate methods as required by R.61-71.H.4.c. All other wells shall be properly developed per R.61-71.H.2.d.

7. Departmental approval is required prior to abandonment of all monitoring wells as required by R.61-71.H.1.a.

This approval is pursuant to the provisions of Section 44-55-40 of the 1976 South Carolina Code of Laws and R.61-71 of the South Carolina Well Standards and Regulations, dated April 26, 2002. A copy of this approval should be on the site during well installation.

Date of Issuance: 1/8/2010 **Approval:** UMW-23408

Debra L. Thoma

Debra L. Thoma, Hydrogeologist
Corrective Action Section
UST Management Division
Bureau of Land and Waste Management

Approved Cost Agreement 38028

Facility: 08932 H Q HEATH SELF SERV 2

THOMADL

PO Number:

Task / Description	Categories	Item	Description	Qty / Pct	Unit Price	Amount
03 COMPREHENSIVE SURVEY						
			COMPREHENSIVE SURVEY	1.0000	700.00	700.00
04 MOB/DEMOB						
		A	EQUIPMENT	2.0000	100.00	200.00
		B	PERSONNEL	4.0000	100.00	400.00
08 ABANDONMENT						
			ABANDONMENT	22.0000	4.00	88.00
09 WELL INSTALLATION						
		B	WATER TABLE (DRILLED)	125.0000	20.00	2,500.00
10 SAMPLE COLLECTION						
		A	GROUND WATER	5.0000	25.00	125.00
11 ANALYSES						
	GW GROUNDWATER	A	BTEX+NAPTH+MTBE	5.0000	30.00	150.00
17 DISPOSAL						
		A1	WASTEWATER - PURGING/SAMPLING	2.0000	50.00	100.00
		C	SOIL (TREATMENT/DISPOSAL)	5.0000	50.00	250.00
23 EFR						
		D	SITE RECONNAISSANCE	1.0000	100.00	100.00
				Total Amount		4,613.00

D H E C

PROMOTE PROTECT PROSPER

C. Earl Hunter, Commissioner

Promoting and protecting the health of the public and the environment.

FEB 0 4 2010

13tech UST DOCKET

BRIAN SHANE
MIDLANDS ENVIRONMENTAL CONSULTANTS INC
P O BOX 854
LEXINGTON SC 29071-0854

Re: Bid # IBF-36815-8/27/09-EMW; PO # 782295
Notice to Proceed

Dear Mr. Shane:

Based on the award of the referenced bid package, enclosed are the information packets to conduct Free Product (FP) recovery using Aggressive Fluid Vapor Recovery (AFVR) or passive skimmers at several facilities. The packets contain the necessary approval for work to begin. You may commence with a site reconnaissance before the AFVR and/or passive skimmers installation. If monitoring wells do not contain measurable free phase product, contact the UST project manager for further instructions. The facilities have been assigned Cost Agreement (CA) numbers as listed below. Please reference the CA numbers and Purchase Order # 782295 on the appropriate invoices submitted for payment against the facilities. As specified in the referenced bid, the completed invoice forms and associated reports (include contract certification number) are expected on or before the designated due date (see below).

UST Permit #	Facility	County	Releas	Work Scope	Due Date*	CA #	Approved Amt.
07871	Constan	Richland	1	2 AFVR	60 days	37936	2,225.00
18662	Bay Creek Villas	Colleton	1	8 AFVR	60 days	38200	14,155.00
08932	Health Self Serve	Sumter	1	2 AFVR	60 days	38030	2,575.00
06994	Glover's Gulf Service	Orangeburg	1	3 AFVR	60 days	38177	3,315.00
07783	Brazzels Grocery	Richland	1	3 AFVR	60 days	38215	3,315.00

*From receipt of letter

Midland's Environmental Consultants, Inc. will perform services at the sites on behalf of the site's UST owners; however, payments will be made from the SUPERB Account. The site's UST owners have no obligation for payment for this scope of work. Please note that Sections 44-2-110(4) and 44-2-130(B) of the SUPERB Statute state that no costs will be allowed (considered for payment) unless prior approval from the Department is obtained.

If for any reason there are changes in these cost agreements, any associated changes to this cost agreement must be pre-approved by this Department in order for Midlands Environmental Consultants to seek future cost compensation. Please contact the site's project manager for technical and/or financial approval. Any item(s) not clearly or completely addressed in the report (disposal manifest for generated ground water, etc.) WILL NOT be compensated by the SUPERB Account.

The Department grants pre-approval for transportation of free phase product and petroleum contaminated groundwater from the referenced site to a permitted treatment facility. The free product and contaminated groundwater must be accepted by the approved treatment facility. There can be no spillage or leakage in transport. A copy of the disposal manifest from the receiving facility that clearly designates the quantity received must be included as an appendix to the report.

If you have any questions concerning this correspondence or need further assistance, please contact me by phone at (803) 896-6664, by fax at (803) 896-6245 or by email at milenkmp@dhec.sc.gov.

Sincerely,

Maia Milenkova, Hydrogeologist
Assessment Section
UST Management Division
Bureau of Land and Waste Management

enc.: Approved Cost Agreements (ACA)
Information Packets
cc: Technical File (w/copy of ACA)

SCDHEC/UST/01/29/10/MPM

Approved Cost Agreement 38030

Facility: 08932 H Q HEATH SELF SERV 2

THOMADL

PO Number:

Task / Description	Categories	Item Description	Qty / Pct	Unit Price	Amount
04 MOB/DEMOB					
		A EQUIPMENT	2.0000	350.00	700.00
17 DISPOSAL					
		A2 WASTEWATER - PUMPING TEST	4,000.0000	0.10	400.00
23 EFR					
		A 8 HOUR EVENT	2.0000	600.00	1,200.00
		C OFF GAS TREATMENT	2.0000	100.00	200.00
		D SITE RECONNAISSANCE	1.0000	75.00	75.00
			Total Amount		2,575.00

Midlands
Environmental
Consultants, Inc.

February 22, 2010



Ms. Debra Thoma, Hydrogeologist
Corrective Action Section
Assessment and Corrective Action Division
Underground Storage Tank Program
Bureau of Land and Waste Management
South Carolina Department of Health
and Environmental Control
2600 Bull Street
Columbia, South Carolina 29201



Subject: Aggressive Fluid Vapor Recovery Report
Heath Self Serve
Sumter, South Carolina
SCDHEC Site ID # 08932; CA #38030
MECI Project Number 10-2710A
Certified Site Rehabilitation Contractor UCC-009

Dear Ms. Thoma,

Midlands Environmental Consultants, Inc. (MECI) is pleased to submit the attached Aggressive Fluid Vapor Recovery Report for the referenced site. This describes the aggressive fluid vapor recovery activities conducted at the site in general accordance with South Carolina Department of Health and Environmental Control (SCDHEC) guidelines.

AGGRESSIVE FLUID VAPOR RECOVERY

A site visit was conducted at Heath Self Serve on February 9, 2010 to locate/gauge monitoring wells and to evaluate current site conditions. MECI personnel conducted an Aggressive Fluid Vapor Recovery (AFVR) event at Heath Self Serve on February 16, 2010. The event was conducted on monitoring well MW-10 and on a Recovery Well (RW-Unknown) located in the vicinity of MW-10 to remove free phase petroleum product. Free phase petroleum product was detected in monitoring well MW-10 at a thickness of 0.01 feet and in RW-Unknown at a thickness of 0.75 feet prior to the AFVR. The event was conducted continuously for eight hours by MECI personnel utilizing a vacuum extraction unit (MECI Unit #2). Free phase petroleum product was detected in RW-Unknown at a thickness of 0.23 feet immediately following the event.

MECI treated the off gas produced during the AFVR event using an activated carbon filter system. Calculated total petroleum hydrocarbons removed from the well were 11.35 pounds or approximately 1.96 equivalent gallons. The average rate of removal for the hydrocarbons was calculated to be 1.42 pounds per hour. Concentrations of off gas produced during the event were recorded from 591 parts per million by volume (PPM) to 1,172 PPM. Measurements were obtained from vapors prior to entering off gas treatment.

Post Office Box 854, Lexington SC 29071 • 235-B Dooley Road, Lexington, SC 29073
Telephone: (803) 808-2043 • fax: (803) 808-2048

Vacuum readings were recorded at a range of 10.0 to 14.0 inches of mercury during the event. A complete compilation of measurements recorded is presented in attached Table 1A.

Differential pressures and groundwater levels were measured and recorded for selected site monitoring wells at regular intervals. This data is summarized in the attached Table 2A. Monitoring well locations are depicted on attached Figure.

A total of 325 gallons of liquid was removed from MW-10 and RW-Unknown during this event. Free phase petroleum product was not observed in the holding tank at the end of the event. The fluids produced were transported to Crandall Corporation of Lexington, S.C. for disposal. A disposal manifest for these fluids is attached at the end of this report.

QUALIFICATIONS OF REPORT

The activities and evaluative approaches used in this assignment are consistent with those normally employed in enhanced fluid recovery events and waste management projects of this type. Contents of this report are intended for the use by MECI, and the South Carolina Department of Health and Environmental Control, under mutually agreed upon terms and conditions. If other parties wish to rely on this report please contact MECI prior to their use of this information so that a mutual understanding and agreement of the terms and conditions of our services can be established.

Midlands Environmental appreciates the opportunity to offer our professional environmental related services to you on this project. Please feel free to contact us at 803-808-2043 if you have any immediate questions or comments.

Sincerely,
Midlands Environmental Consultants, Inc.

Jeff L. Coleman
Project Scientist

Brendon P. Kelly
Project Scientist

Attachments:

TABLE 1A
AFVR MONITORING DATA
HEATH SELF SERVE
SUMTER, SOUTH CAROLINA
MECI PROJECT NUMBER 10-2710A
SCDHEC SITE ID NUMBER 08932

Extraction Well	Date	Time (hh:mm)	Differential Time (hr)	Extraction Well Head Vacuum (in. Hg)	Off Gas Measurements: Concentration (PPM)	Offgas Velocity Ft/Min	Flow Rate CFM	Removal Rate Lbs/Hr	Interval Removal Lbs
RW-Unknown	02/16/10	9:00	0.50	10.0	636	1,460	131.40	1.00	0.50
MW-10	02/16/10	9:30	0.50	10.0	911	1,430	128.70	1.41	0.70
	02/16/10	10:00	0.50	10.0	1,084	1,410	126.90	1.65	0.83
	02/16/10	10:30	0.50	12.0	1,110	1,360	122.40	1.63	0.82
	02/16/10	11:00	0.50	12.0	1,145	1,350	121.50	1.67	0.83
	02/16/10	11:30	0.50	14.0	1,156	1,180	106.20	1.47	0.74
	02/16/10	12:00	0.50	14.0	1,172	1,190	107.10	1.51	0.75
	02/16/10	12:30	0.50	14.0	1,076	1,170	105.30	1.36	0.68
	02/16/10	13:00	0.50	14.0	1,081	1,180	106.20	1.38	0.69
	02/16/10	13:30	0.50	14.0	1,050	1,180	106.20	1.34	0.67
	02/16/10	14:00	0.50	14.0	1,034	1,180	106.20	1.32	0.66
	02/16/10	14:30	0.50	14.0	1,038	1,190	107.10	1.33	0.67
	02/16/10	15:00	0.50	14.0	1,042	1,180	106.20	1.33	0.66
	02/16/10	15:30	0.50	12.0	804	1,370	123.30	1.19	0.59
	02/16/10	16:00	0.50	12.0	756	1,380	124.20	1.13	0.56
	02/16/10	16:30	0.50	10.0	646	1,500	135.00	1.05	0.52
	02/16/10	17:00	0.50	10.0	591	1,490	134.10	0.95	0.48
									TOTAL 11.35

Well Data:			Pre AFVR Event			Post AFVR Event			Corrected Depth to Water Change (ft)
Well No.	Diameter (in)	Screened Interval (ft)	Depth to Product (ft)	Depth to Water (ft)	Product Thickness (ft)	Depth to Product (ft)	Depth to Water (ft)	Product Thickness (ft)	
RW-Unknown	4"	5-15	16.39	16.40	0.01	***	16.65	***	0.26
MW-10	2"	Unknown	16.56	17.31	0.75	16.67	16.90	0.23	0.23

Vacuum Truck Information		Well ID	Stinger Depth
Subcontractor:	MECI	RW-Unknown	17.00
Truck Operator:	B. Owen	MW-10	18.00
Stack I.D. (feet)	0.33 feet		
Corrected depth to water before AFVR event in RW=			16.39
Corrected depth to water before AFVR event in MW-10=			16.67

Recovery / Disposal Information		
Hydro carbons Removed (vapor):	11.35	Pounds
Hydro carbons Removed (liquid):	0	Gallons
Total Hydrocarbons Removed:	1.96	Equivilant Gallons
Molecular Weight Utilized:	75	g / mole
Disposal Facility	Crandall Corporation	
Total Liquids Removed:	325	Gallons

TABLE 2A
DIFFERENTIAL PRESSURE AND GROUNDWATER DRAWDOWN DATA
HEATH SELF SERVE
SUMTER, SOUTH CAROLINA
MECI PROJECT NUMBER 10-2710A
SCDHEC SITE ID NUMBER 08932

DIFFERENTIAL PRESSURE DATA

		Well Designation:		
		RW-???	**RW-??? (MW-8)**	**MW-9**
Nearest Extraction Well:		MW-10	MW-10	MW-10
Approximate Distance:		???	???	200 ft
Time	**Elapsed Time**	**Differential Pressure Readings (inches of water)**		
9:00	0.0	0	0	0
9:30	0.5	0	0	0
10:00	1.0	0	0	0
10:30	1.5	0	0	0
11:00	2.0	0	0	0
11:30	2.5	0	0	0
12:00	3.0	0	0	0
12:30	3.5	0	0	0
13:00	4.0	0	0	0
13:30	4.5	0	0	0
14:00	5.0	0	0	0
14:30	5.5	0	0	0
15:00	6.0	0	0	0
15:30	6.5	0	0	0
16:00	7.0	0	0	0
16:30	7.5	0	0	0
17:00	8.0	0	0	0
Maximum Change:		**0**	**0**	**0**

GROUNDWATER DRAWDOWN DATA

		Well Designation:		
		RW-???	**RW-??? (MW-8)**	**MW-9**
Nearest Extraction Well:		MW-10	MW-10	MW-10
Approximate Distance:		???	???	200 ft
Time	**Elapsed Time**	**Depth to Liquid (feet below of casing):**		
Prior to AFVR		15.18	15.93	16.33
13:00	4 hours	15.25	15.94	16.32
17:00	8 hours	15.30	15.95	16.30
Maximum Change:		-0.12	-0.02	0.03

Project:
HEATH SELF SERVE #2
N. GUIGNARD DRIVE AND MILLER ROAD
SUMTER, SOUTH CAROLINA

SITE PLAN

File Number
E562HSLO
Field Work Date(s):

Emerald, Inc.
Sumter, South Carolina

C 159763

Crandall

NON-HAZARDOUS WASTE MANIFEST	1. Generator's US EPA ID No.	Manifest Document No. 50722	2. Page 1 of 1

3. Generator's Name and Mailing Address
Midlands Environmental
1144 Old Two Notch
Lexington, SC 29073

4. Generator's Phone ((803) 808-2043

5. Transporter 1 Company Name	6. US EPA ID Number	A. Transporter's Phone
Crandall Corporation	SCD981864499	(803) 791-4800
7. Transporter 2 Company Name	8. US EPA ID Number	B. Transporter's Phone
9. Designated Facility Name and Site Address	10. US EPA ID Number	C. Facility's Phone
Crandall Corporation 100 Rich-Lex Drive Lexington, SC 29072	SCD981864499	(803) 791-4800

11. Waste Shipping Name and Description	12. Containers No.	Type	13. Total Quantity	14. Unit Wt./Vol.
a. Non - Hazardous Waste, Waste Water	001	TT	2300 CWG ~~2895~~	G
Sutterfield-14212-110 Burton's BP-12299-140 Tillman Johnson-08484-75 Southern Oas-03913-225 Pantry 911-10628-100 Heath Self Serve-08932-325 Brazeles-08783-150 Coopers-18009-225 Beaverdamn-00713-40 Service Station-00479-140 Greenwave A-12097-75 Greenwave B-12097-50 Refrigeration Services-19337-30 Glovers-06994-175 Hands Exxon-00304-190 One Stop-14346-130 Constan-07871-140				

PO 71-81

D. Additional Descriptions for Materials Listed Above

FIELD SERVICE

E. Handling Codes for Wastes Listed Above

15. Special Handling Instructions and Additional Information

Service Call ID: GLB0150722

Emergency Response: Infotrac - 800-535-5053
Caller must ID Crandall as registrant

16. GENERATOR'S CERTIFICATION: I certify the materials described above on this manifest are not subject to federal regulations for reporting proper disposal of Hazardous Waste.

Printed/Typed Name	Signature	Month	Day	Year
T. Backman (for Midlands Env.)	Troy Backman	02	22	10

17. Transporter 1 Acknowledgement of Receipt of Materials

Printed/Typed Name	Signature	Month	Day	Year
Troy Backman	Troy Backman	02	22	10

18. Transporter 2 Acknowledgement of Receipt of Materials

Printed/Typed Name	Signature	Month	Day	Year

19. Discrepancy Indication Space

20. Facility Owner or Operator: Certification of receipt of waste materials covered by this manifest except as noted in item 19.

Printed/Typed Name	Signature	Month	Day	Year

GENERATOR

TRANSPORTER

FACILITY

GENERATOR COPY

Midlands
Environmental
Consultants, Inc.

March 8, 2010





Ms. Debra Thoma, Hydrogeologist
Corrective Action Section
Assessment and Corrective Action Division
Underground Storage Tank Program
Bureau of Land and Waste Management
South Carolina Department of Health
and Environmental Control
2600 Bull Street
Columbia, South Carolina 29201

Subject: Aggressive Fluid Vapor Recovery Report
Heath Self Serve
Sumter, South Carolina
SCDHEC Site ID # 08932; CA #38030
MECI Project Number 10-2710B
Certified Site Rehabilitation Contractor UCC-009

Dear Ms. Thoma,

Midlands Environmental Consultants, Inc. (MECI) is pleased to submit the attached Aggressive Fluid Vapor Recovery Report for the referenced site. This describes the aggressive fluid vapor recovery activities conducted at the site in general accordance with South Carolina Department of Health and Environmental Control (SCDHEC) guidelines.

AGGRESSIVE FLUID VAPOR RECOVERY

MECI personnel conducted an Aggressive Fluid Vapor Recovery (AFVR) event at Heath Self Serve on March 4, 2010. The event was conducted on monitoring wells TFR-8 and MW-10 to remove free phase petroleum product. Free phase petroleum product was detected in monitoring well MW-10 at a thickness of 0.04 feet and in TFR-8 at a thickness of 0.23 feet prior to the AFVR. The event was conducted continuously for eight hours by MECI personnel utilizing a vacuum extraction unit. Free phase petroleum product was not detected in the monitoring wells immediately following the event.

MECI treated the off gas produced during the AFVR event using an activated carbon filter system. Calculated total petroleum hydrocarbons removed from the well were 5.43 pounds or approximately 0.94 equivalent gallons. The average rate of removal for the hydrocarbons was calculated to be 0.68 pounds per hour. Concentrations of off gas produced during the event were recorded from 6.7 parts per million by volume (PPM) to 1,909 PPM. Measurements were obtained from vapors prior to entering off gas treatment. Vacuum readings were recorded at a range of 4.0 to 13.0 inches of mercury during the event. A complete compilation of measurements recorded is presented in attached Table 1B.

Post Office Box 854, Lexington SC 29071 • 235-B Dooley Road, Lexington, SC 29073
Telephone: (803) 808-2043 • fax: (803) 808-2048

Differential pressures and groundwater levels were measured and recorded for selected site monitoring wells at regular intervals. This data is summarized in the attached Table 2B. Monitoring well locations are depicted on attached Figure.

A total of 325 gallons of liquid was removed from TFR-8 and MW-10 during this event. Free phase petroleum product was not observed in the holding tank at the end of the event. The fluids produced were transported to Crandall Corporation of Lexington, S.C. for disposal. A disposal manifest for these fluids is attached at the end of this report.

QUALIFICATIONS OF REPORT

The activities and evaluative approaches used in this assignment are consistent with those normally employed in enhanced fluid recovery events and waste management projects of this type. Contents of this report are intended for the use by MECI, and the South Carolina Department of Health and Environmental Control, under mutually agreed upon terms and conditions. If other parties wish to rely on this report please contact MECI prior to their use of this information so that a mutual understanding and agreement of the terms and conditions of our services can be established.

Midlands Environmental appreciates the opportunity to offer our professional environmental related services to you on this project. Please feel free to contact us at 803-808-2043 if you have any immediate questions or comments.

Sincerely,
Midlands Environmental Consultants, Inc.

Courtney M. Sanders
Staff Biologist

Brendon P. Kelly
Project Scientist

Attachments:

TABLE 1B
AFVR MONITORING DATA
HEATH SELF SERVE
SUMTER, SOUTH CAROLINA
MECI PROJECT NUMBER 10-2710B
SCDHEC SITE ID NUMBER 08932

Extraction Well	Date	Time (hh:mm)	Differential Time (hr)	Extraction Well Head Vacuum (in. Hg)	Off Gas Measurements				
					Concentration (PPM)	Offgas Velocity Ft/Min	Flow Rate CFM	Removal Rate Lbs/Hr	Interval Removal Lbs
TFR-8	03/04/10	11:00	0.50	10.0	1,909	830	74.70	1.71	0.86
MW-10	03/04/10	11:30	0.50	11.0	960	880	79.20	0.91	0.46
	03/04/10	12:00	0.50	11.0	972	970	87.30	1.02	0.51
	03/04/10	12:30	0.50	11.0	960	930	83.70	0.96	0.48
	03/04/10	13:00	0.50	11.0	645	880	79.20	0.61	0.31
	03/04/10	13:30	0.50	12.0	964	1,040	93.60	1.08	0.54
	03/04/10	14:00	0.50	12.0	903	1,130	101.70	1.10	0.55
	03/04/10	14:30	0.50	13.0	918	1,080	97.20	1.07	0.54
	03/04/10	15:00	0.50	13.0	922	1,090	98.10	1.09	0.54
	03/04/10	15:30	0.50	11.0	685	1,120	100.80	0.83	0.41
	03/04/10	16:00	0.50	9.0	254	1,240	111.60	0.34	0.17
	03/04/10	16:30	0.50	7.0	36.8	1,280	115.20	0.05	0.03
	03/04/10	17:00	0.50	5.0	15.4	1,300	117.00	0.02	0.01
	03/04/10	17:30	0.50	5.0	10.3	1,350	121.50	0.02	0.01
	03/04/10	18:00	0.50	5.0	9.5	1,320	118.80	0.01	0.01
	03/04/10	18:30	0.50	4.0	8.6	1,300	117.00	0.01	0.01
	03/04/10	18:00	0.50	4.0	6.7	1,320	118.80	0.01	0.00
									TOTAL **5.43**

Well Data:			Pre AFVR Event			Post AFVR Event			Corrected Depth to Water Change (ft)
Well No.	Diameter (in)	Screened Interval (ft)	Depth to Product (ft)	Depth to Water (ft)	Product Thickness (ft)	Depth to Product (ft)	Depth to Water (ft)	Product Thickness (ft)	
TFR-8	4"	Unknown	16.53	16.76	0.23	***	16.63	***	0.07
MW-10	2"	Unknown	16.25	16.29	0.04	***	16.33	***	0.07

Vacuum Truck Information		Well ID	Stinger Depth
Subcontractor:	MECI	RW-Unknown	17.00
Truck Operator:	R. Ariail	MW-10	16.50
Stack I.D. (feet)	0.33 feet		
Corrected depth to water before AFVR event in TFR-8=			16.56
Corrected depth to water before AFVR event in MW-10=			16.26

Recovery / Disposal Information		
Hydro carbons Removed (vapor):	5.43	Pounds
Hydro carbons Removed (liquid):	0	Gallons
Total Hydrocarbons Removed:	0.94	Equivilant Gallons
Molecular Weight Utilized:	75	g / mole
Disposal Facility	Crandall Corporation	
Total Liquids Removed:	325	Gallons

TABLE 2B
DIFFERENTIAL PRESSURE AND GROUNDWATER DRAWDOWN DATA
HEATH SELF SERVE
SUMTER, SOUTH CAROLINA
MECI PROJECT NUMBER 10-2710B
SCDHEC SITE ID NUMBER 08932

DIFFERENTIAL PRESSURE DATA

		Well Designation:		
		TFR-6	**TFR-9**	**TFR-10**
Nearest Extraction Well:		TFR-8	MW-10	MW-10
Approximate Distance:		90 ft	46 ft	48 ft
Time	**Elapsed Time**	**Differential Pressure Readings (inches of water)**		
11:00	0.0	0	0	0
11:30	0.5	0	0	0
12:00	1.0	0	0	0
12:30	1.5	0	0	0
13:00	2.0	0	0	0
13:30	2.5	0	0	0
14:00	3.0	0	0	0
14:30	3.5	0	0	0
15:00	4.0	0	0	0
15:30	4.5	0	0	0
16:00	5.0	0	0	0
16:30	5.5	0	0	0
17:00	6.0	0	0	0
17:30	6.5	0	0	0
18:00	7.0	0	0	0
18:30	7.5	0	0	0
19:00	8.0	0	0	0
Maximum Change:		**0**	**0**	**0**

GROUNDWATER DRAWDOWN DATA

		Well Designation:		
		TFR-6	**TFR-9**	**TFR-10**
Nearest Extraction Well:		TFR-8	MW-10	MW-10
Approximate Distance:		90 ft	46 ft	48 ft
Time	**Elapsed Time**	**Depth to Liquid (feet below of casing):**		
Prior to AFVR		16.53	15.80	15.14
15:00	4 hours	16.53	15.82	15.16
19:00	8 hours	16.54	15.79	15.12
Maximum Change:		-0.01	0.03	0.04

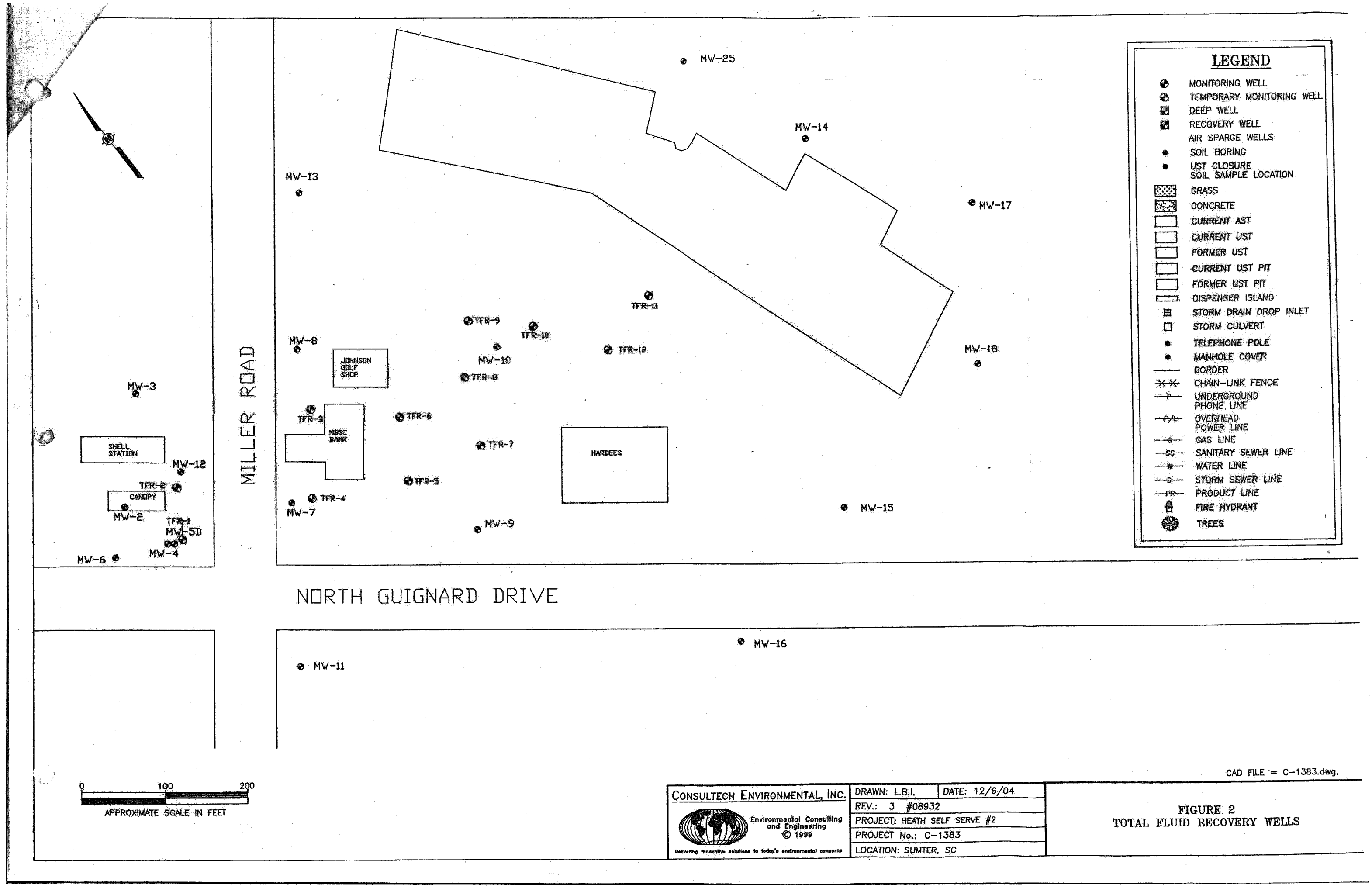

CAD FILE = C-1383.dwg.

CONSULTECH ENVIRONMENTAL, INC.

Environmental Consulting and Engineering © 1999

Delivering innovative solutions to today's environmental concerns

DRAWN: L.B.I.	DATE: 12/6/04
REV.: 3 #08932	
PROJECT: HEATH SELF SERVE #2	
PROJECT No.: C-1383	
LOCATION: SUMTER, SC	

FIGURE 2
TOTAL FLUID RECOVERY WELLS

Crandall

C 160295

NON-HAZARDOUS WASTE MANIFEST

1. Generator's US EPA ID No. .
Manifest Document No. 51411
2. Page 1 of 1

3. Generator's Name and Mailing Address
Midlands Environmental
1144 Old Two Notch
Lexington, SC 29073

4. Generator's Phone ((803) 808-2043

5. Transporter 1 Company Name
Crandall Corporation

6. US EPA ID Number
SCD981864499

A. Transporter's Phone (803) 791-4800

7. Transporter 2 Company Name

8. US EPA ID Number

B. Transporter's Phone

9. Designated Facility Name and Site Address
Crandall Corporation
100 Rich-Lex Drive
Lexington, SC 29072

10. US EPA ID Number
SCD981864499

C. Facility's Phone (803) 791-4800

11. Waste Shipping Name and Description	12. Containers No.	Type	13. Total Quantity	14. Unit Wt./Vol.
a. Non - Hazardous Waste, Waste Water Bay Creek Villas - 18662 - 390 Gal. Builders Supply - 16680 - 150 Gal Builders Supply - 16680 - 150 Gal Pantry 911 - 10628 - 10 Gal. Hoke's Coump - 02153 - 170 Gal Royal Petroleum - 19626 - 200 Gal Satterfield - 14012 - 140 Gal Community Quick - 11694 - 140 Gal. Service Station - 00479 - 120 Gal Southern Cross - 03913 - 150 Gal. McCoy Oil - 19002 - 250 Gal. A-1 Auto - 01173 - 150 Gal. UST Unknown - 18678 - 260 Gal. Heath Self Serve - 08932 - 325 Gal. SCDOT Newberry - 10492 - 325 Gal. Brazells - 01783 - 280 Gal	001	TT	3210	G
b.				
c.				
d.				

D. Additional Descriptions for Materials Listed Above
FIELD SERVICE

E. Handling Codes for Wastes Listed Above

15. Special Handling Instructions and Additional Information
Service Call ID: GLB0151411

Emergency Response: Infotrac - 800-535-5053
Caller must ID Crandall as registrant

16. GENERATOR'S CERTIFICATION: I certify the materials described above on this manifest are not subject to federal regulations for reporting proper disposal of Hazardous Waste.
Printed/Typed Name | Signature | Month 03 | Day 09 | Year 10

17. Transporter 1 Acknowledgement of Receipt of Materials
Printed/Typed Name Curtis Smith | Signature | Month 03 | Day 09 | Year 10

18. Transporter 2 Acknowledgement of Receipt of Materials
Printed/Typed Name | Signature | Month | Day | Year

19. Discrepancy Indication Space

20. Facility Owner or Operator: Certification of receipt of waste materials covered by this manifest except as noted in item 19.
Printed/Typed Name | Signature | Mor

GENERATOR
TRANSPORTER
FACILITY

GENERATOR COPY

Midlands Environmental Consultants, Inc.

April 14, 2010

Ms. Debra Thoma, Hydrogeologist
Corrective Action Section
Assessment and Corrective Action Division
Underground Storage Tank Program
Bureau of Land & Waste Management
South Carolina Department of Health and
Environmental Control
2600 Bull Street
Columbia, South Carolina 29201

UST
APR 16 2010
PROGRAM

Subject: Report of Monitoring Well Installation, Groundwater Sampling, and Chemical Analyses
Heath Self Serve
501 North Guignard Drive
Sumter, South Carolina
SCDHEC Site ID# 08932, CA # 38028
MECI Project Number 10-2691
Certified Site Rehabilitation Contractor UCC-0009

Dear Ms. Thoma,

Midlands Environmental Consultants Inc. (MECI) is pleased to submit the attached Report of Monitoring Well Installation, Groundwater Sampling, and Chemical Analyses for the referenced site. This report describes assessment activities conducted at the site in general accordance with South Carolina Department of Health and Environmental Control (SCDHEC) guidelines.

PROJECT INFORMATION

The subject site (Heath Self Serve) is located at 501 North Guignard Drive, Sumter, South Carolina (see Figure 1). The subject site is currently an active gasoline filling station (Corner Pantry 137/SCDHEC Site ID #18327). Currently the subject site maintains one 12,000 gallon gasoline UST and three 10,000 gallon gasoline UST's operating under UST Permit # 18327. Formerly the subject site maintained one 550 gallon waste oil UST, one 3,000 gallon gasoline multiple hydrocarbons UST, six 3,000 gallon gasoline UST's, one 6,000 gallon gasoline UST, one 10,000 gallon gasoline UST , and one 1,000 gallon "NP" UST. Reportedly these UST's were removed from the ground in May of 1999. Two releases of petroleum product have been reported in association with UST Permit # 08932. Release # 1 was reported in July of 1996 and confirmed in August of 1996. Release #2 was reported in October of 1999 and confirmed in October of 1999. Release #2 was issued a letter of "Conditional No Futher Action" (NFA) in December of 1999.

The above information is based on reports and correspondence obtained from SCDHEC files.

UST
POCKET
#16

Post Office Box 854, Lexington SC 29071 • 235-B Dooley Road, Lexington, SC 29073
Telephone: (803) 808-2043 • fax: (803) 808-2048

FIELD EXPLORATION

Field exploration conducted at the site included:

- construction of four groundwater monitoring wells;
- abandonment of one groundwater monitoring well;
- sampling and chemical analysis of five groundwater monitoring wells; and,
- comprehensive survey of the subject site.

The monitoring well locations were selected based on SCDHEC project manager instructions, existing site conditions, and drilling accessibility.

Following monitoring well installation, a comprehensive survey was conducted by Construction Support Services of Columbia, SC (Jay S. Joshi PLS# 14811) dated March 23, 2010 to locate the vertical and horizontal positions of the monitoring wells and relevant structures.

MONITORING WELL INSTALLATION

On March 12, 2010, four single cased monitoring wells were installed at the subject site. These wells were installed by Geologic Exploration, of Statesville, North Carolina (S.C. Driller Certification: Vincent Federle #D 01930). These single cased monitoring wells were installed using a ATV-mounted drilling rig utilizing 7.5-inch outer diameter hollow stem augers to construct the borehole. Monitoring well MW-1R was installed to replace MW-1, which was obstructed and not functioning properly. MW-11R and MW-17R were installed to replace MW-11 and MW-17, which were reportedly not located during the previous sampling event conducted in November of 2009. Monitoring well MW-28 was installed to better define the contaminate plume. During the site reconnasaince, monitoring well MW-19 was located and was not replaced. The following table presents new well installation details.

Well Number	Screened Interval (ft)	Total Depth (ft)
MW-1R	13.0-23.0	23.0
MW-11R	13.0-23.0	23.0
MW-17R	10.0-20.0	20.0
MW-28	2.0-12.0	12.0

Representative portions of soil samples were screened with an Photo Ionization Detector (PID) and classified by MECI personnel. Test boring records showing soil descriptions and screening result are attached.

Based on PID readings and lack on access to spread soils onsite, soil cuttings were transported to Waste Management/Richland Landfill, Elgin, SC by MECI. A total of 0.74 tons was disposed of in this manner. A disposal manifest for these soils is attached at the end of this report.

Following completion of the monitoring wells, the wells were developed by bailing until they were determined to be functioning properly and turbidity was reduced. Test Boring Records showing soil descriptions and monitoring well installation details are attached. The drummed purge water was treated by MECI personnel using a granular activated carbon drum. A total of one (1) drum of purge/development water was disposed of in this manner. A disposal manifest for the drummed purge water is attached at the end of this report.

The soils encountered during drilling activities consisted of fine to medium grained sands and fine to medium grained sandy clays of the Atlantic Coastal Plain Province. The soils encountered in this area are the product of successive advances and retreats of the ocean over the past several million years.

MONITORING WELL SAMPLING AND CHEMICAL ANALYSES

On March 17, 2010, MECI personnel collected groundwater samples from five monitoring wells at the subject site. Purging was completed by bailing at least three well volumes of water from the well or until pH, conductivity, dissolved oxygen stabilized to within 10%, whichever occurred first. Field measurements of pH, conductivity, dissolved oxygen, dissolved carbon dioxide, and water temperature were obtained before well sampling process. Table 1 presents the results of the field measurements obtained. The wells were sampled in accordance with SCDHEC guidelines.

Groundwater samples obtained were sent to Pace Analytical Services, Inc. of Huntersville, NC (SCDHEC Laboratory Certification #99006) for analysis.

The following sampling matrix contains well development and requested analyses for each well:

Monitoring Well	Purge	No Purge	Gauge Only	BTEX, Naphthalene, MTBE (EPA Method 8260-B)	EDB (EPA Method 8011)	1,2 DCA (EPA Method 8260-B)	8 Oxygenates (EPA Method 8260-B)	Total Lead (EPA Method 6010)	Sulfate (EPA Method 375.2)	Nitrate (EPA Method 335.2)	Methane (RSK Method)	PAH's (EPA Method 8270)	Ferrous Iron (Field Test)
				Analyte Sampled									
MW-1R	X			X									
MW-11R	X			X									
MW-17R	X			X									
MW-19	X			X									
MW-28	X			X									

Notes: BTEX = benzene, toluene, ethylbenzene, & total xylenes MTBE=methyl tertiary butyl ether 1,2 DCA = 1,2 dicloroethane PAH = polycyclic aromatic hydrocarbons

The results of the laboratory analyses are summarized in Table 2, and presented in the attached Analytical data.

MONITORING WELL ABANDONEMENT

As requested by SCDHEC, monitoring well MW-1R was abandoned in accordance to South Carolina Well Standards and Regulations R.61-71.H. The well abandonment was conducted under the direction of Mr. Vincent Federle (SC Driller's License # D 01930) of Geologic Exploration Inc. of Statesville, NC. The monitoring well was abandoned with portland/bentonite slurry utilizing the trimmie method. A total of 22.0 feet of monitoring wells was abandoned.

GROUNDWATER ANALYTICAL RESULTS

As discussed above, groundwater samples obtained from the monitoring wells were analyzed for dissolved phase petroleum constituents. The analytical results indicate dissolved total BTEX concentrations ranging from levels below detection limits (BDL) to 72,000 micrograms per liter in monitoring well MW-1R. The analytical results indicate dissolved MTBE concentrations ranging from levels below detection limits (BDL) to 198 micrograms per liter in monitoring well MW-17R. The results of the analyses for each monitoring well and specific parameters are listed on Table 2. The detection limit for each parameter is provided in the attached laboratory reports.

QUALIFICATIONS OF REPORT

The activities and evaluative approaches used in this assessment are consistent with those normally employed in hydrogeological assessment and waste management projects of this type. Our evaluation of site conditions has been based on our understanding of the site, project information provided to us, and data obtained in our exploration. The general subsurface conditions utilized in our evaluation have been based on interpretation of subsurface data between borings. Contents of this report is intended for the sole use by the South Carolina Department of Health and Environmental Control, under mutually agreed upon terms and conditions. If other parties wish to rely on this report please contact MECI prior to their use of this information so that a mutual understanding and agreement of the terms and conditions of our services can be established.

Midlands Environmental appreciates the opportunity to offer our professional environmental services to you on this project. Please feel free to contact us at 803-808-2043 if you have any immediate questions or comments.

Sincerely,
Midlands Environmental Consultants, Inc.

Jeff L. Coleman
Project Scientist

Bryan T. Shane, P.G.
Principal Geologist

Attachments

TABLES

TABLE 1
FIELD PARAMETERS
MARCH 17, 2010 SAMPLING EVENT
HEATH SELF SERVE
SUMTER, SOUTH CAROLINA
MECI PROJECT NUMBER 10-2691
SCDHEC SITE ID NUMBER 08932

Well Number	Sample Date	Dissolved Oxygen (mg/l)	Dissolved CO2 (mg/l)	Temperature (O Celsius)	pH (Initial)	pH (Final)	Conductivity (Initial)	Conductivity (Final)	Screened Interval	Depth to Water (ft)	Well-head Elevation	Groundwater Elevation
MW-1R	3/17/10	1.28	180	19.4	5.03	5.28	120.5	99.8	13-23	16.51	171.85	155.34
MW-11R	3/17/10	3.14	115	17.7	5.30	4.75	26.6	32.4	13-23	15.19	170.33	155.14
MW-17R	3/17/10	2.75	110	18.0	5.98	5.70	98.8	131.2	10-20	11.73	163.81	152.08
MW-19	3/17/10	3.71	95	13.5	6.83	5.50	21.1	21.3	13-23	3.38	149.34	145.96
MW-28	3/17/10	2.73	110	13.8	5.64	4.50	73.5	147.9	2-12	4.81	153.73	148.92

Notes:

1. mg/l = milligrams per liter.
2. Elevations are referenced to an assumed site datum.
3. Groundwater depths were measured from the top of the PVC riser pipe.
4. Dissolved oxygen, initial pH, initial conductivity, and temperature measurements obtained 3/17/10.

TABLE 2
GROUNDWATER ANALYTICAL RESULTS
MARCH 17, 2010 SAMPLING EVENT
HEATH SELF SERVE
SUMTER, SOUTH CAROLINA
MECI PROJECT NUMBER 10-2691
SCDHEC ID NUMBER 08932

Well Number	Sample Date	Benzene (µg/l)	Toluene (µg/l)	Ethylbenzene (µg/l)	Total Xylenes (µg/l)	Total BTEX (µg/l)	MTBE (µg/l)	Naphthalene (µg/l)
MW-1R	3/17/10	**2,840**	**34,800**	**5,860**	**28,500**	**72,000**	<250	**829**
MW-11R	3/17/10	**13.0**	**70.2**	**36.3**	**175**	**294.5**	<5.0	<5.0
MW-17R	3/17/10	**4,450**	**6,450**	**919**	**3,670**	**15,489**	**198**	**164**
MW-19	3/17/10	**134**	<5.0	<5.0	<10.0	**134**	**12.7**	**5.0**
MW-28	3/17/10	<5.0	<5.0	<5.0	<10.0	BDL	<5.0	<5.0

Notes:
1. BDL = Below Practical Quantitative Limits
2. µg/l = micrograms per liter
3. MTBE = Methyl-Tertiary-Butyl Ether
4. "J" Values used in Total BTEX Calculations
5. "J" values report concentrations above the method detection limits (MDL) and below actual reporting limit (RL).

FIGURES

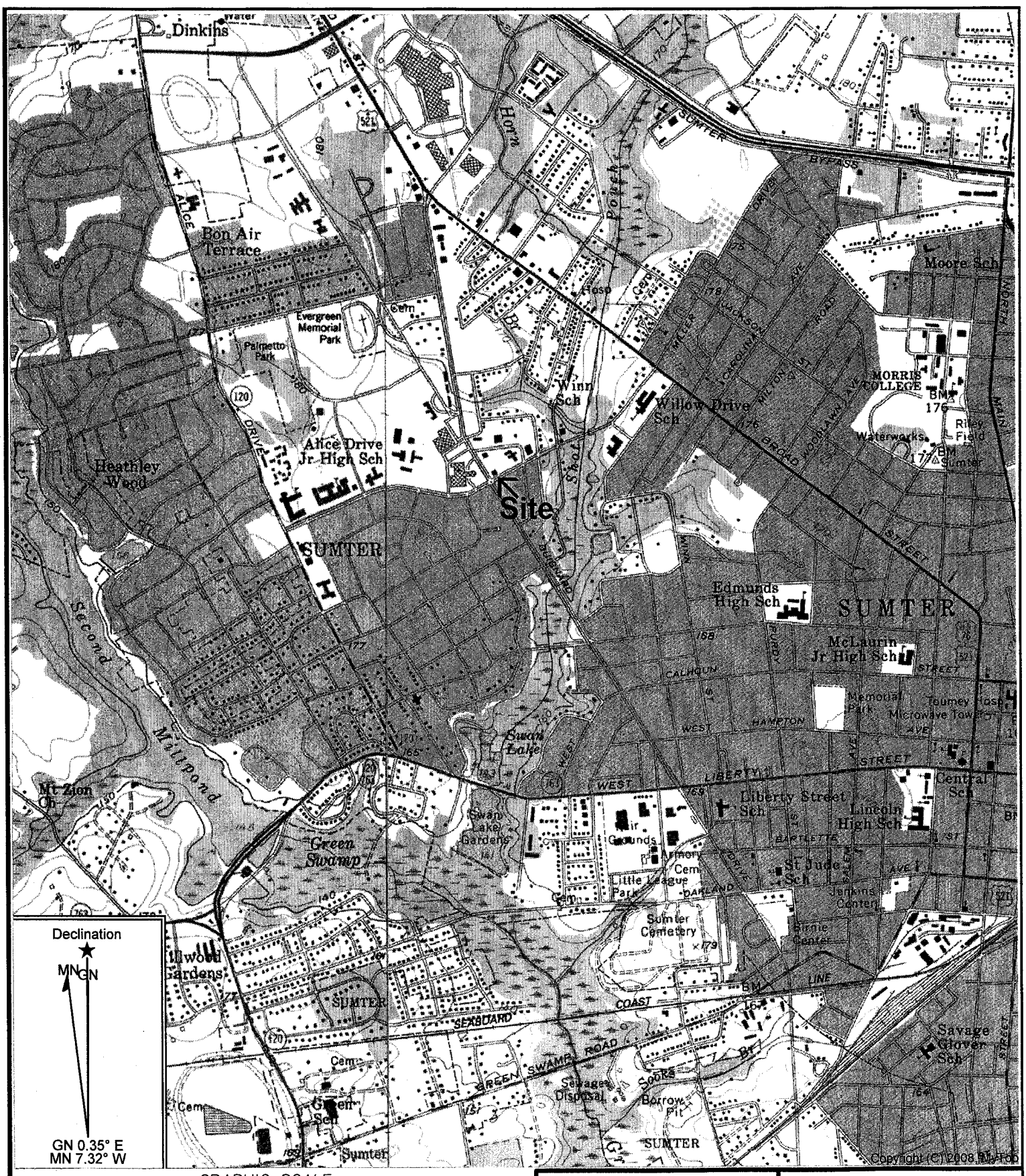

GRAPHIC SCALE

0 1000 2000 4000

1IN = 2000FT

Reference: Sumter East, South Carolina
Sumter West, South Carolina
USGS 7.5 Min. Quad
Countour Interval – 10 Feet

Midlands Environmental Consultants, Inc.

Site Location

Heath Self Serve
501 North Guignard Drive, Sumter, SC
SCDHEC Site ID# 08932

Figure 1

MECI 10-2691

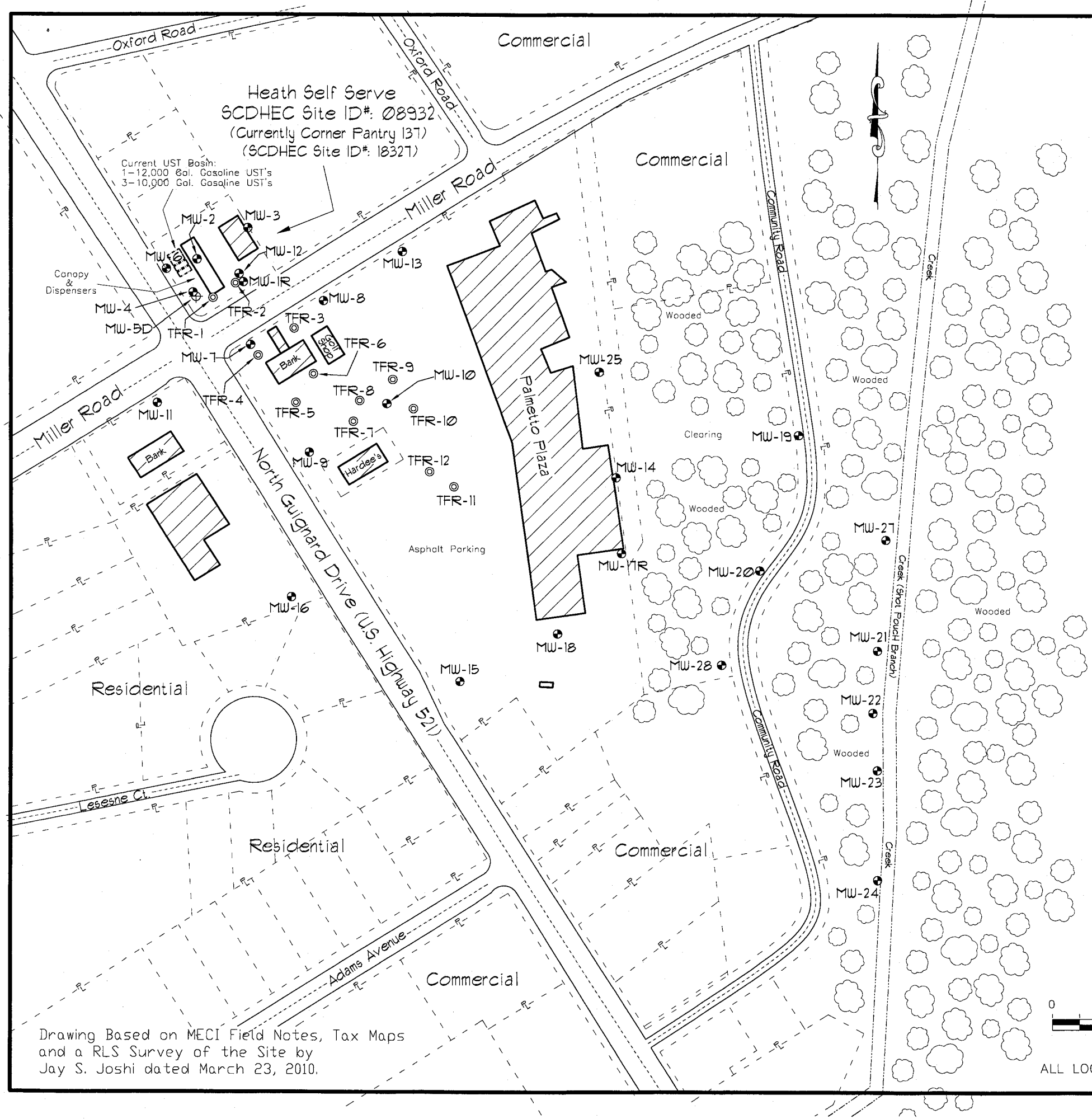

Drawing Based on MECI Field Notes, Tax Maps and a RLS Survey of the Site by Jay S. Joshi dated March 23, 2010.

Explanation:

- Location of Water Table Bracketing Monitoring Well
- Location of Double Cased Monitoring Well
- Location of 4-Inch Recovery Well
- Estimated Location of Existing Underground Storage Tanks
- —R— Property Line

Groundwater Elevation Data

Well #	Date Sampled	Depth to Water (feet)	Well Head Elevation	Groundwater Elevation
MW-1R	3/17/10	16.51	171.85	155.34
MW-11R	3/17/10	15.19	170.33	155.14
MW-17R	3/17/10	11.73	163.81	152.08
MW-19	3/17/10	3.38	149.34	145.96
MW-28	3/17/10	4.81	153.73	148.92

Notes:

Depth to groundwater measured on March 17, 2010.

COC Concentration Data

Sample #	Benzene (ug/l)	Toluene (ug/l)	Ethylbenzene (ug/l)	Total Xylenes (ug/l)	Total BTEX (ug/l)	MTBE (ug/l)	Napthalene (ug/l)
MW-1R	2,840	34,800	5,860	28,500	72,000	<250	829
MW-11R	13.0	70.2	36.3	175	294.5	<5.0	<5.0
MW-17R	4,450	6,450	919	3,670	15,489	198	164
MW-19	134	<5.0	<5.0	<10.0	134	12.7	5.0
MW-28	<5.0	<5.0	<5.0	<10.0	BDL	<5.0	<5.0

Notes: Groundwater samples collected on March 17, 2010.
BDL = Below Detection Limits

GRAPHIC SCALE
0 100 200 300 400
1IN = 200FT

ALL LOCATIONS ARE APPROXIMATE

Site Features

Heath Self Serve
Sumter, South Carolina
SCDHEC Site ID 08932

Midlands Environmental Consultants, Inc.

JOB NO. 10-2691
DATE April 14, 2010
FIGURE 3

TEST BORING AND MONITORING WELL INSTALLATION RECORDS

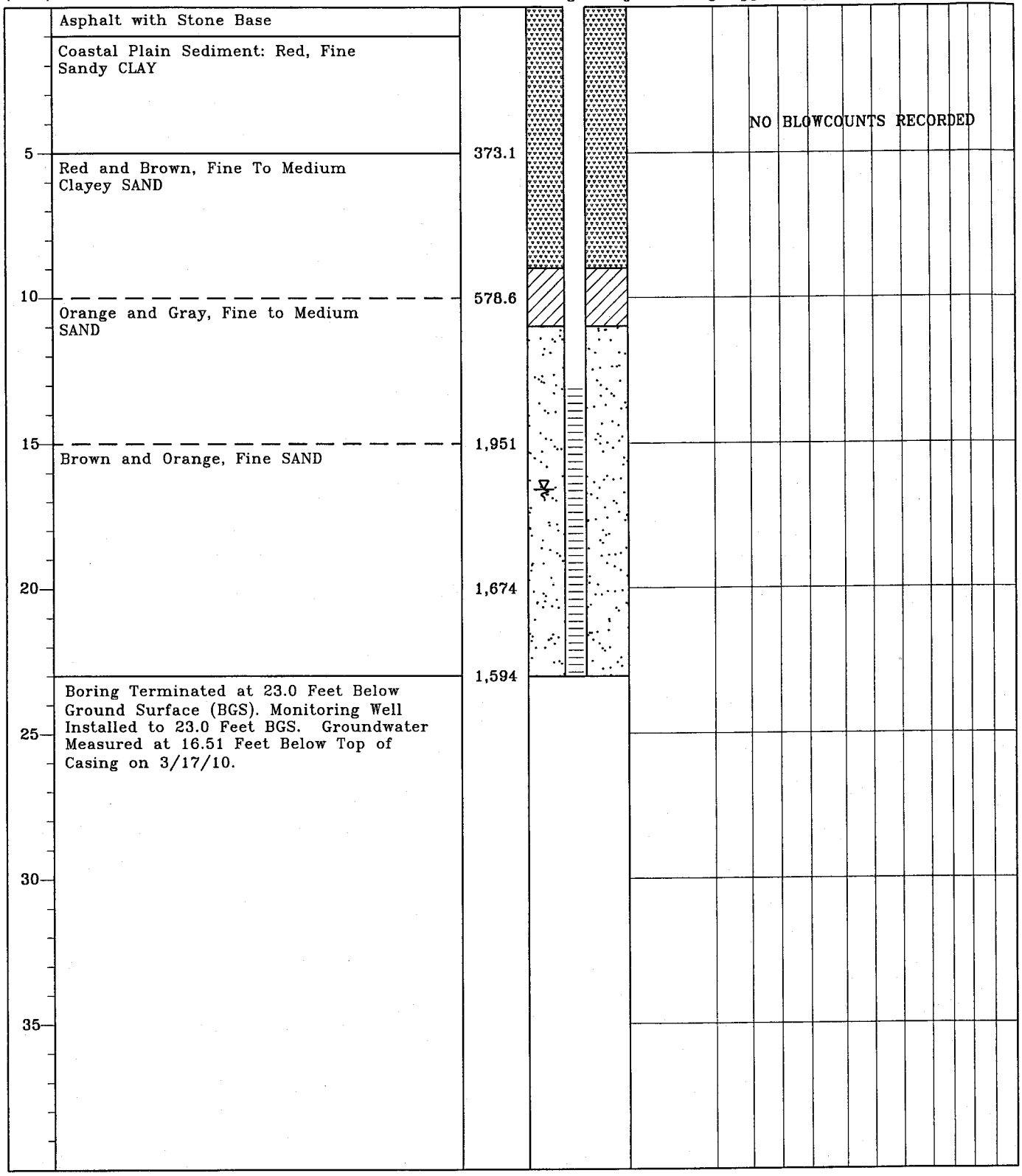

TEST BORING RECORD
Heath Self Serve
Sumter, South Carolina
SCDHEC Site ID# 08932
MECI Project Number 10-2691

Boring Number:	MW-1R
Date Drilled:	3/12/10
Drilled By:	Geologic Exploration Inc.
Logged By:	K. Pudney

Prepared By:
Midlands Environmental Consultants, Inc.
235-B Dooley Road
Lexington, South Carolina 29073
(803) 808-2043 fax: 808-2048

MONITORING WELL INSTALLATION RECORD

Heath Self Serve
Sumter, South Carolina
SCDHEC Site ID* 08932
MECI Project Number 10-2691

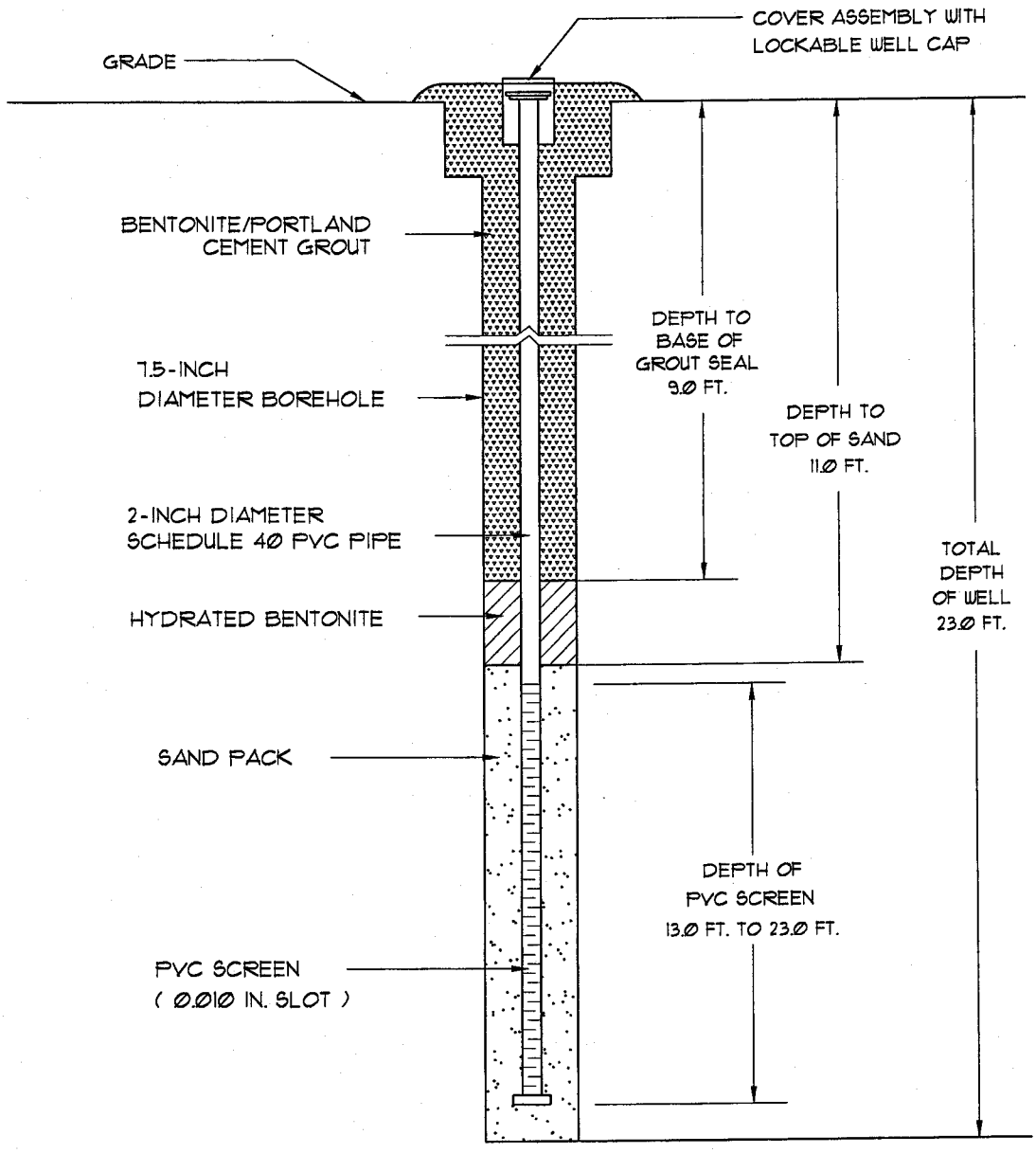

Well Number:	MW-1R
Date Drilled:	3/12/10
Drilled By:	Geologic Exploration Inc.
Driller: V. Federle	S.C. I.D. #: D 01930
Logged By:	K. Pudney

Prepared By:
Midlands Environmental Consultants, Inc.
235-B Dooley Road
Lexington, South Carolina 29073
(803) 808-2043 fax: 808-2048

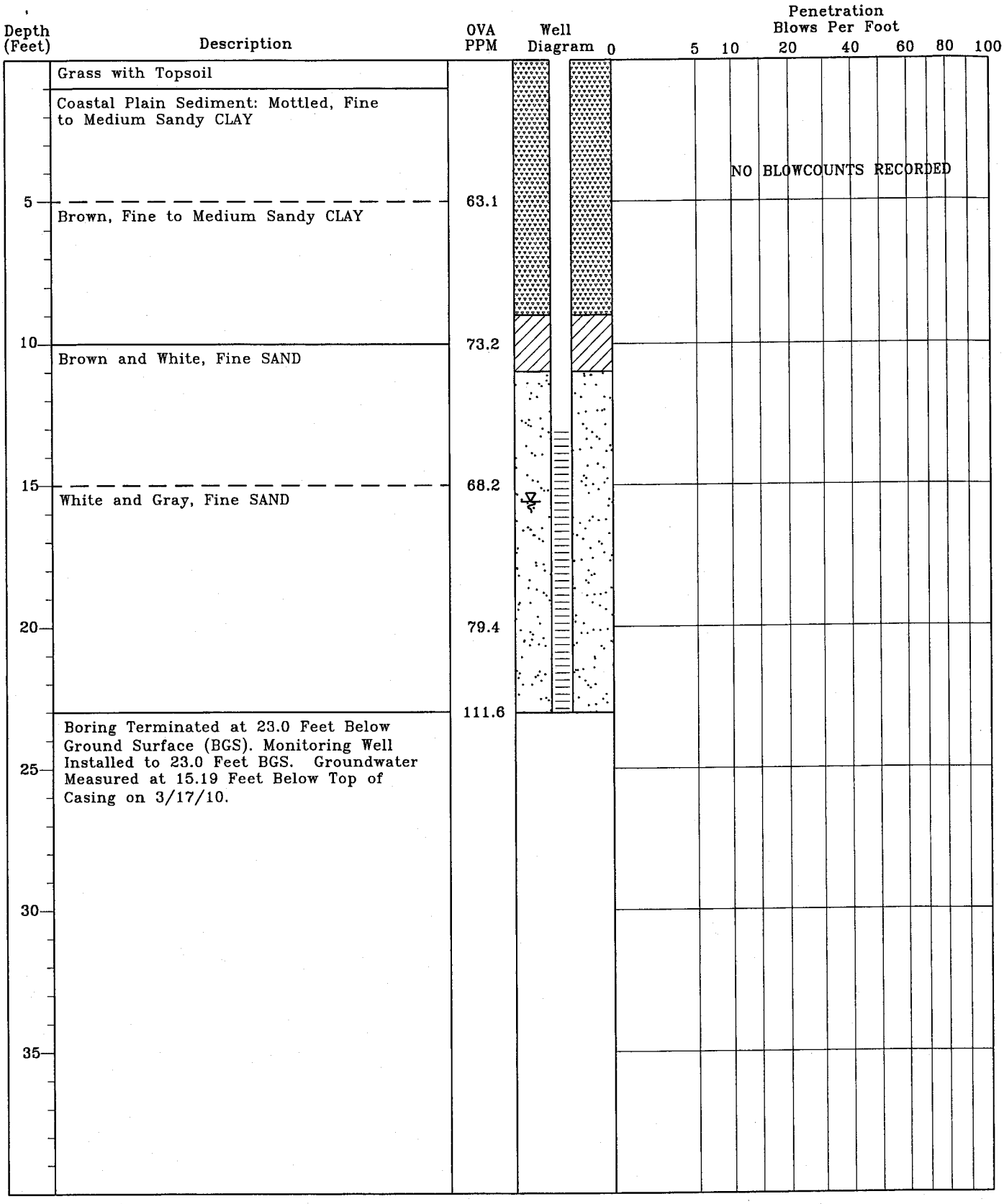

TEST BORING RECORD
Heath Self Serve
Sumter, South Carolina
SCDHEC Site ID* 08932
MECI Project Number 10-2691

Boring Number:	MW-11R
Date Drilled:	3/12/10
Drilled By:	Geologic Exploration Inc.
Logged By:	K. Pudney

Prepared By:
Midlands Environmental Consultants, Inc.
235-B Dooley Road
Lexington, South Carolina 29073
(803) 808-2043 fax: 808-2048

MONITORING WELL INSTALLATION RECORD

Heath Self Serve
Sumter, South Carolina
SCDHEC Site ID* 08932
MECI Project Number 10-2691

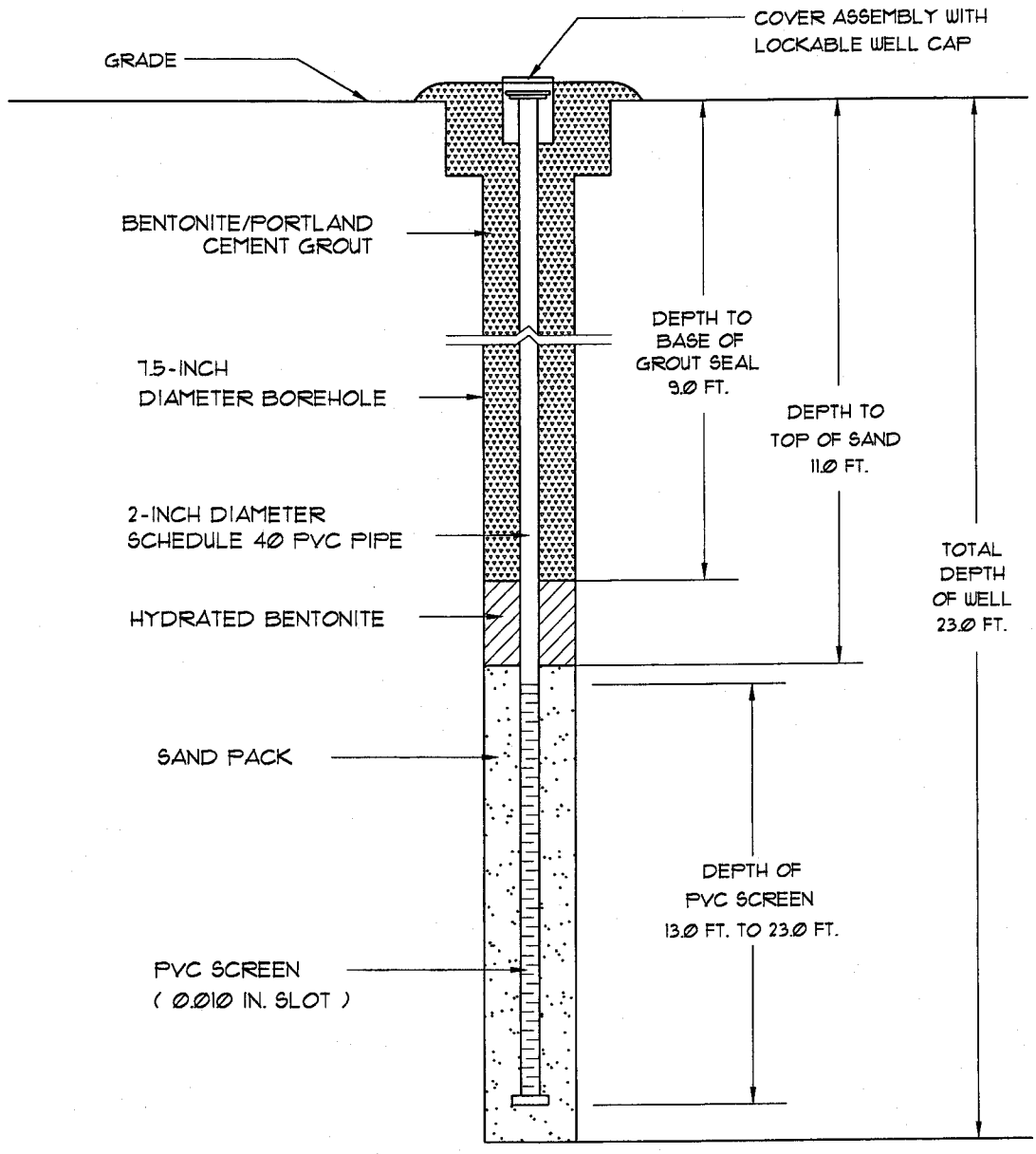

Well Number:	MW-11R
Date Drilled:	3/12/10
Drilled By:	Geologic Exploration Inc.
Driller: V. Federle	S.C. I.D. #: D 01930
Logged By:	K. Pudney

Prepared By:
Midlands Environmental Consultants, Inc.
235-B Dooley Road
Lexington, South Carolina 29073
(803) 808-2043 fax: 808-2048

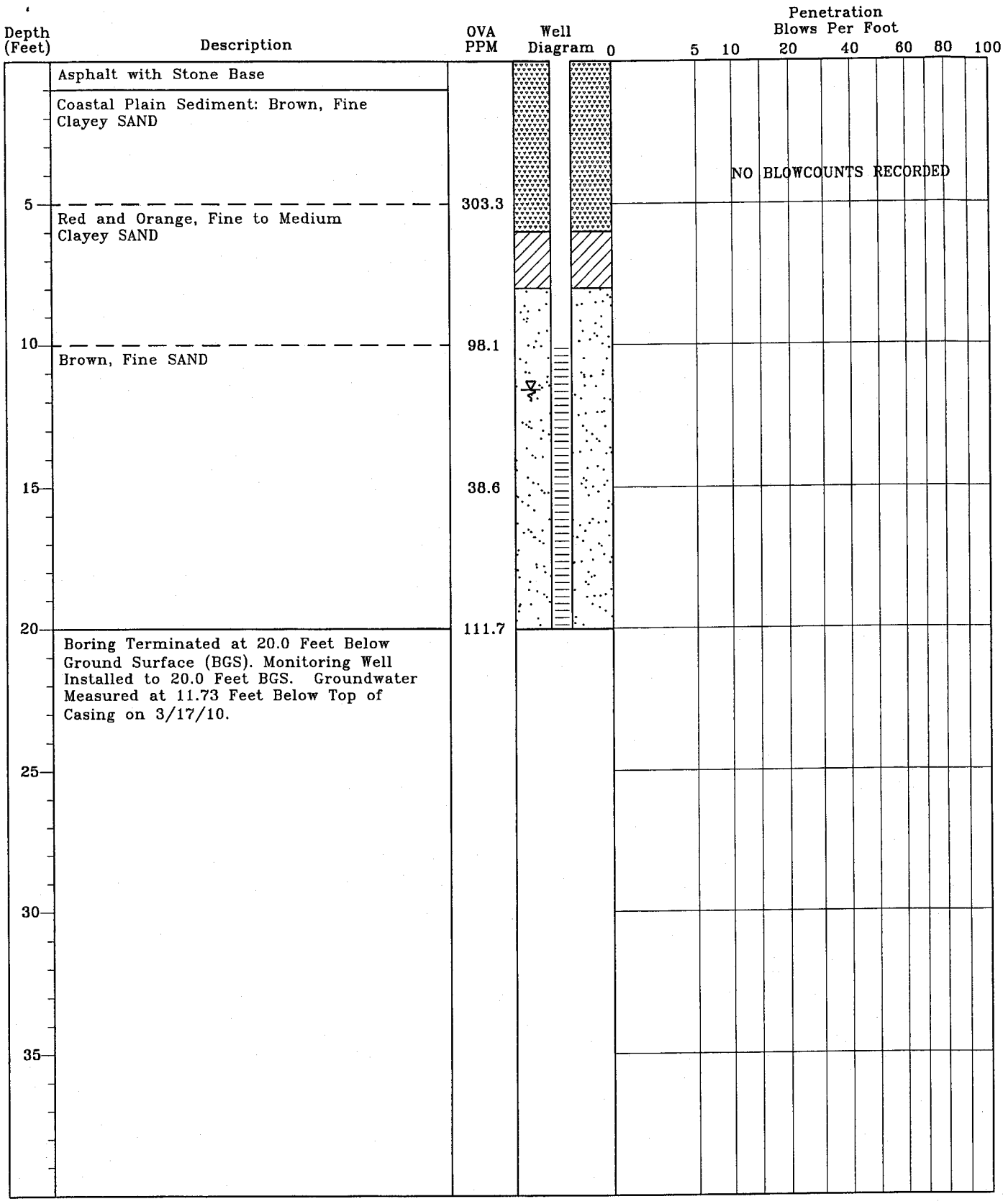

TEST BORING RECORD
Heath Self Serve
Sumter, South Carolina
SCDHEC Site ID* 08932
MECI Project Number 10-2691

Boring Number:	MW-17R
Date Drilled:	3/12/10
Drilled By:	Geologic Exploration Inc.
Logged By:	K. Pudney

Prepared By:
Midlands Environmental Consultants, Inc.
235-B Dooley Road
Lexington, South Carolina 29073
(803) 808-2043 fax: 808-2048

MONITORING WELL INSTALLATION RECORD

Heath Self Serve
Sumter, South Carolina
SCDHEC Site ID# 08932
MECI Project Number 10-2691

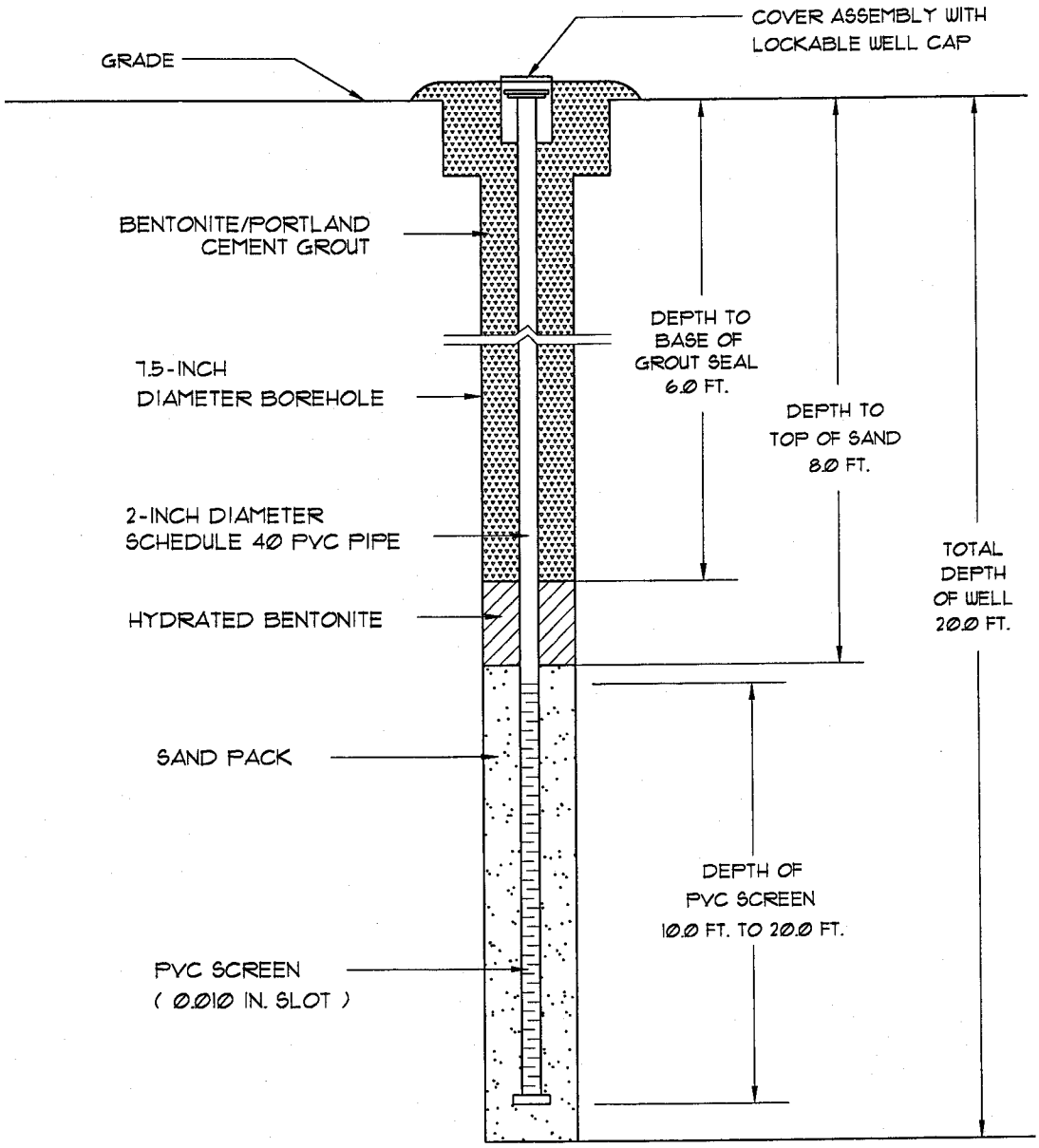

Well Number:	MW-17R
Date Drilled:	3/12/10
Drilled By:	Geologic Exploration Inc.
Driller: V. Federle	S.C. I.D. #: D 01930
Logged By:	K. Pudney

Prepared By:
Midlands Environmental Consultants, Inc.
235-B Dooley Road
Lexington, South Carolina 29073
(803) 808-2043 fax: 808-2048

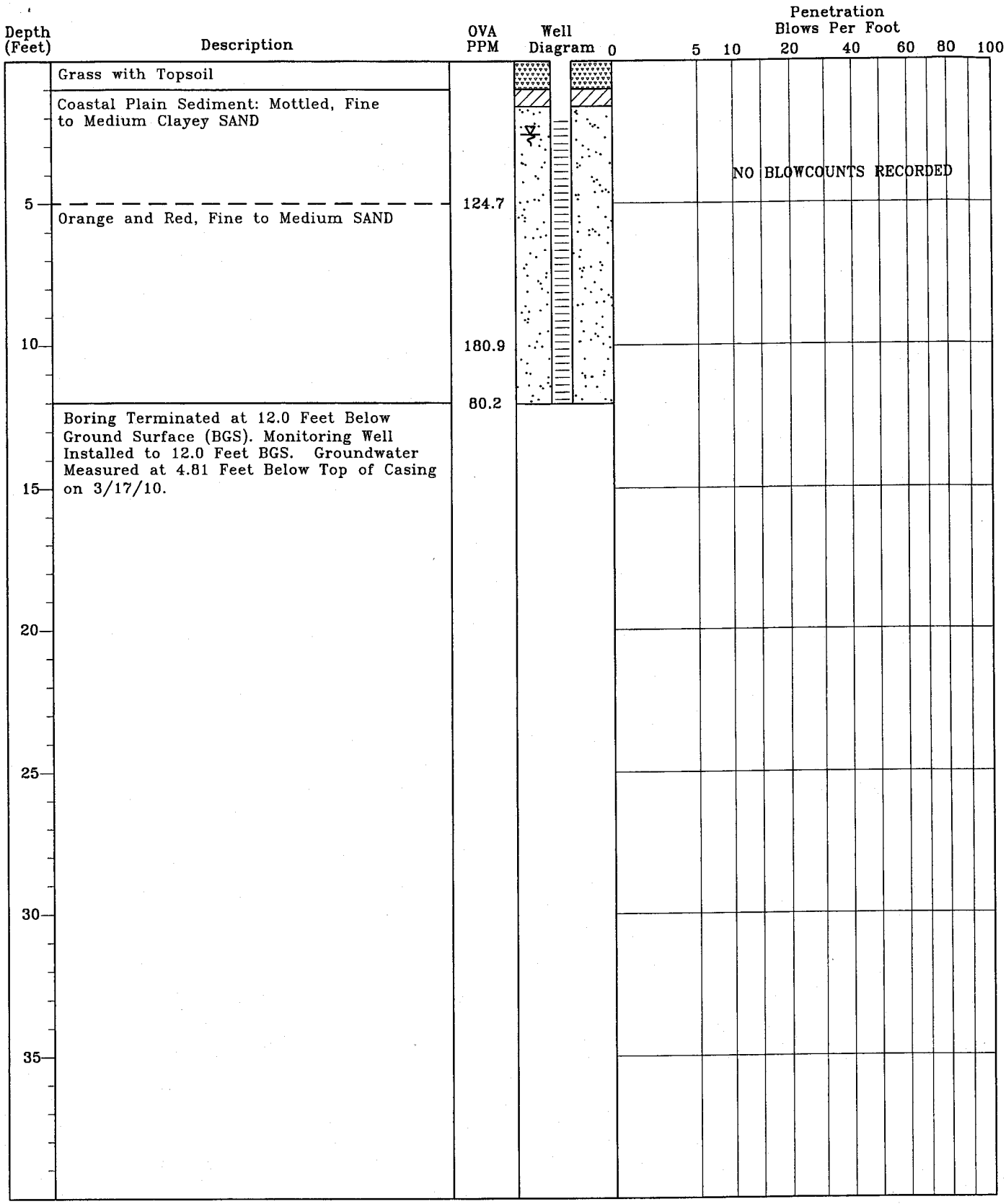

TEST BORING RECORD
Heath Self Serve
Sumter, South Carolina
SCDHEC Site ID* 08932
MECI Project Number 10-2691

Boring Number:	MW-28
Date Drilled:	3/12/10
Drilled By:	Geologic Exploration Inc.
Logged By:	K. Pudney

Prepared By:
Midlands Environmental Consultants, Inc.
235-B Dooley Road
Lexington, South Carolina 29073
(803) 808-2043 fax: 808-2048

MONITORING WELL INSTALLATION RECORD

Heath Self Serve
Sumter, South Carolina
SCDHEC Site ID# 08932
MECI Project Number 10-2691

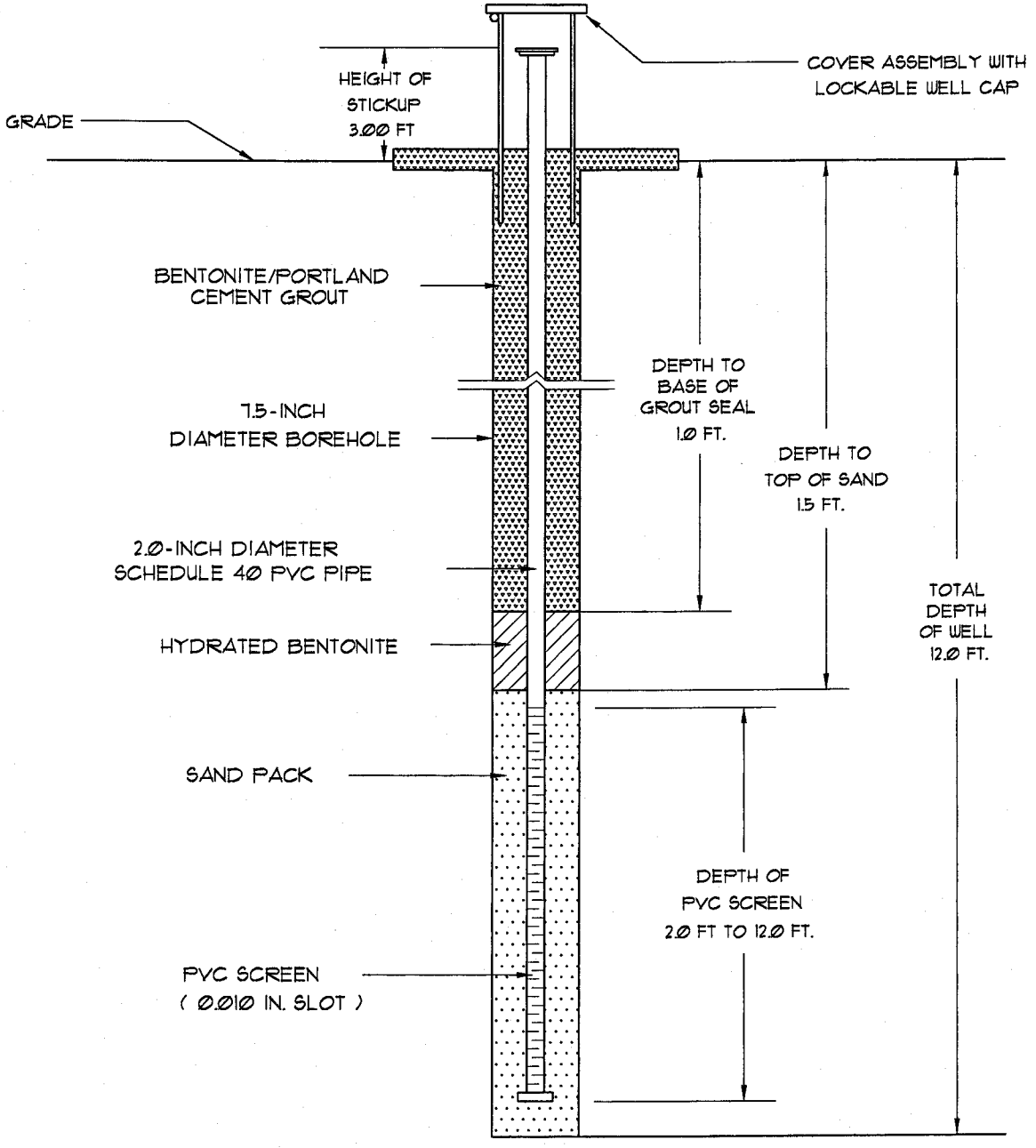

Well Number:	MW-28
Date Drilled:	3/12/10
Drilled By:	Geologic Exploration Inc.
Driller: V. Federle	S.C. I.D. #: D 01930
Logged By:	K. Pudney

Prepared By:
Midlands Environmental Consultants, Inc.
235 B Dooley Road
Lexington, South Carolina 29073
(803) 808-2043 fax: 808-2048

D H E C
PROMOTE PROTECT PROSPER

Water Well Record
Bureau of Water
2600 Bull Street, Columbia, SC 29201-1708; (803) 898-4300

1. WELL OWNER INFORMATION:
Name: SUTTON, IDA & BURNS, JAMES (last) (first)
Address: 103 BURNS DRIVE
City: SUMTER State: SC Zip: 29150
Telephone: Work: Home:

2. LOCATION OF WELL: SC **COUNTY:** SUMTER
Name: HEATH SELF SERVE
Street Address: 501 NORTH GUIGNARD DRIVE
City: SUMTER Zip: 29150
Latitude: Longitude:

3. PUBLIC SYSTEM NAME: **PUBLIC SYSTEM NUMBER:**

4. ABANDONMENT: ☐ Yes ☑ No
Grouted Depth: from _____ ft. to _____ ft.

Formation Description	*Thickness of Stratum	Depth to Bottom of Stratum
ASPHALT/GRAVEL	1.0	1.0
TAN SILTY SAND	22.0	23.0
*Indicate Water Bearing Zones (Use a 2nd sheet if needed)		

5. REMARKS:
MW-1R BENTONITE SEAL FROM 9.0 TO 11.0 FT.

6. TYPE: ☐ Mud Rotary ☐ Jetted ☐ Bored ☐ Dug ☐ Air Rotary ☐ Driven ☐ Cable tool ☑ Other AUGER

7. PERMIT NUMBER:

8. USE:
☐ Residential ☐ Public Supply ☐ Process
☐ Irrigation ☐ Air Conditioning ☐ Emergency
☐ Test Well ☑ Monitor Well ☐ Replacement

9. WELL DEPTH (completed) 23.0 ft. Date Started: 03/11/10 Date Completed: 03/12/10

10. CASING: ☑ Threaded ☐ Welded
Diam.: 2 INCH
Type: ☑ PVC ☐ Galvanized ☐ Steel ☐ Other
2.0 in. to 13.0 ft. depth
_____ in. to _____ ft. depth
Height: Above ☐ Below ☐
Surface 0.0 ft.
Weight _____ lb./ft.
Drive Shoe? ☐ Yes ☐ No

11. SCREEN:
Type: SCH 40 PVC Diam.: 2 INCH
Slot/Gauge: .010 Length: 10.0 FEET
Set Between: 13.0 ft. and 23.0 ft.
_____ ft. and _____ ft.
NOTE: MULTIPLE SCREENS USE SECOND SHEET
Sieve Analysis ☐ Yes (please enclose) ☑ No

12. STATIC WATER LEVEL 16.0 ft. below land surface after 24 hours

13. PUMPING LEVEL Below Land Surface.
_____ ft. after _____ hrs. Pumping _____ G.P.M.
Pumping Test: ☐ Yes (please enclose) ☐ No
Yield: _____

14. WATER QUALITY
Chemical Analysis ☐ Yes ☐ No Bacterial Analysis ☐ Yes ☐ No
Please enclose lab results.

15. ARTIFICIAL FILTER (filter pack) ☑ Yes ☐ No
Installed from 11.0 ft. to 23.0 ft.
Effective size 1.43 Uniformity Coefficient 1.30

16. WELL GROUTED? ☑ Yes ☐ No
☑ Neat Cement ☐ Bentonite ☐ Bentonite/Cement ☐ Other _____
Depth: From 0.0 ft. to 9.0 ft.

17. NEAREST SOURCE OF POSSIBLE CONTAMINATION: ____ ft. ____ direction
Type _____
Well Disinfected ☐ Yes ☐ No Type: _____ Amount: _____

18. PUMP: Date installed: _____ Not installed ☐
Mfr. Name: _____ Model No.: _____
H.P._____ Volts_____ Length of drop pipe ___ ft. Capacity ___ gpm
TYPE: ☐ Submersible ☐ Jet (shallow) ☐ Turbine ☐ Jet (deep) ☐ Reciprocating ☐ Centrifugal

19. WELL DRILLER: VINCE FEDERLE CERT. NO.: 01930
Address: (Print) 176 COMMERCE BLVD
STATESVILLE, NC 28625
Level: A ☐ B ☐ C ☐ D ☑ (circle one)
Telephone No.: 704-872-7686 Fax No.: 704-872-0248

20. WATER WELL DRILLER'S CERTIFICATION: This well was drilled under my direction and this report is true to the best of my knowledge and belief.
Signed: Vincent R. Federle Well Driller Date: 03/16/10

If D Level Driller, provide supervising driller's name:
MARK GETTYS

D H E C
PROMOTE PROTECT PROSPER

Water Well Record
Bureau of Water
2600 Bull Street, Columbia, SC 29201-1708; (803) 898-4300

1. WELL OWNER INFORMATION:
Name: SOUTHERN NATIONAL BANK OF SC (last) (first)
Address: PO BOX 167
City: WINSTON SALEM State: NC Zip: 27102
Telephone: Work: Home:

2. LOCATION OF WELL: SC **COUNTY:** SUMTER
Name: HEATH SELF SERVE
Street Address: 501 NORTH GUIGNARD DRIVE
City: SUMTER Zip: 29150
Latitude: Longitude:

3. PUBLIC SYSTEM NAME: **PUBLIC SYSTEM NUMBER:**

4. ABANDONMENT: ☐ Yes ☑ No
Grouted Depth: from _____ ft. to _____ ft.

Formation Description	*Thickness of Stratum	Depth to Bottom of Stratum
TAN SILTY SAND	23.0	23.0
*Indicate Water Bearing Zones (Use a 2nd sheet if needed)		

5. REMARKS:
MW-11R BENTONITE SEAL FROM 9.0 TO 11.0 FT.

6. TYPE: ☐ Mud Rotary ☐ Jetted ☐ Bored ☐ Dug ☐ Air Rotary ☐ Driven ☐ Cable tool ☑ Other AUGER

7. PERMIT NUMBER:

8. USE:
☐ Residential ☐ Public Supply ☐ Process ☐ Irrigation ☐ Air Conditioning ☐ Emergency ☐ Test Well ☑ Monitor Well ☐ Replacement

9. WELL DEPTH (completed) Date Started: 03/11/10
23.0 ft. Date Completed: 03/12/10

10. CASING: ☑ Threaded ☐ Welded
Diam.: 2 INCH
Type: ☑ PVC ☐ Galvanized ☐ Steel ☐ Other
2.0 in. to 13.0 ft. depth
_____ in. to _____ ft. depth
Height: Above ☐ Below ☐
Surface 0.0 ft.
Weight _____ lb./ft.
Drive Shoe? ☐ Yes ☐ No

11. SCREEN:
Type: SCH 40 PVC Diam.: 2 INCH
Slot/Gauge: .010 Length: 10.0 FEET
Set Between: 13.0 ft. and 23.0 ft. NOTE: MULTIPLE SCREENS
_____ ft. and _____ ft. USE SECOND SHEET
Sieve Analysis ☐ Yes (please enclose) ☑ No

12. STATIC WATER LEVEL 15.0 ft. below land surface after 24 hours

13. PUMPING LEVEL Below Land Surface.
_____ ft. after _____ hrs. Pumping _____ G.P.M.
Pumping Test: ☐ Yes (please enclose) ☐ No
Yield: _____

14. WATER QUALITY
Chemical Analysis ☐ Yes ☐ No Bacterial Analysis ☐ Yes ☐ No
Please enclose lab results.

15. ARTIFICIAL FILTER (filter pack) ☑ Yes ☐ No
Installed from 11.0 ft. to 23.0 ft.
Effective size 1.43 Uniformity Coefficient 1.30

16. WELL GROUTED? ☑ Yes ☐ No
☑ Neat Cement ☐ Bentonite ☐ Bentonite/Cement ☐ Other _____
Depth: From 0.0 ft. to 9.0 ft.

17. NEAREST SOURCE OF POSSIBLE CONTAMINATION: _____ ft. _____ direction
Type _____
Well Disinfected ☐ Yes ☐ No Type: _____ Amount: _____

18. PUMP: Date installed: _____ Not installed ☐
Mfr. Name: _____ Model No.: _____
H.P._____ Volts_____ Length of drop pipe ___ ft. Capacity ___ gpm
TYPE: ☐ Submersible ☐ Jet (shallow) ☐ Turbine ☐ Jet (deep) ☐ Reciprocating ☐ Centrifugal

19. WELL DRILLER: VINCE FEDERLE CERT. NO.: 01930
Address: (Print) 176 COMMERCE BLVD
STATESVILLE, NC 28625
Level: A ☐ B ☐ C ☐ D ☑ (circle one)
Telephone No.: 704-872-7686 Fax No.: 704-872-0248

20. WATER WELL DRILLER'S CERTIFICATION: This well was drilled under my direction and this report is true to the best of my knowledge and belief.

Signed: Vincent R. Federle Well Driller Date: 03/16/10

If D Level Driller, provide supervising driller's name:
MARK GETTYS

Water Well Record
Bureau of Water
2600 Bull Street, Columbia, SC 29201-1708; (803) 898-4300

DHEC — PROMOTE PROTECT PROSPER

1. WELL OWNER INFORMATION:
Name: PALMETTO STATION, LLC (last) (first)
Address: 4 EAST EXECUTIVE PARK
City: ATLANTA State: GA Zip: 30329
Telephone: Work: Home:

2. LOCATION OF WELL: SC **COUNTY:** SUMTER
Name: HEATH SELF SERVE
Street Address: 501 NORTH GUIGNARD DRIVE
City: SUMTER Zip: 29150
Latitude: Longitude:

3. PUBLIC SYSTEM NAME: **PUBLIC SYSTEM NUMBER:**

4. ABANDONMENT: ☐ Yes ☑ No
Grouted Depth: from _____ ft. to _____ ft.

Formation Description	*Thickness of Stratum	Depth to Bottom of Stratum
ASPHALT/GRAVEL	1.0	1.0
TAN SILTY SAND	19.0	20.0
*Indicate Water Bearing Zones (Use a 2nd sheet if needed)		

5. REMARKS:
MW-17R BENTONITE SEAL FROM 6.0 TO 8.0 FT.

6. TYPE: ☐ Mud Rotary ☐ Jetted ☐ Bored ☐ Dug ☐ Air Rotary ☐ Driven ☐ Cable tool ☑ Other AUGER

7. PERMIT NUMBER:

8. USE:
☐ Residential ☐ Public Supply ☐ Process
☐ Irrigation ☐ Air Conditioning ☐ Emergency
☐ Test Well ☑ Monitor Well ☐ Replacement

9. WELL DEPTH (completed) 20.0 ft. Date Started: 03/11/10 Date Completed: 03/12/10

10. CASING: ☑ Threaded ☐ Welded
Diam.: 2 INCH
Type: ☑ PVC ☐ Galvanized ☐ Steel ☐ Other
2.0 in. to 10.0 ft. depth
_____ in. to _____ ft. depth
Height: Above ☐ Below ☐
Surface 0.0 ft.
Weight _____ lb./ft.
Drive Shoe? ☐ Yes ☐ No

11. SCREEN:
Type: SCH 40 PVC Diam.: 2 INCH
Slot/Gauge: .010 Length: 10.0 FEET
Set Between: 10.0 ft. and 20.0 ft. NOTE: MULTIPLE SCREENS
_____ ft. and _____ ft. USE SECOND SHEET
Sieve Analysis ☐ Yes (please enclose) ☑ No

12. STATIC WATER LEVEL 12.0 ft. below land surface after 24 hours

13. PUMPING LEVEL Below Land Surface.
_____ ft. after _____ hrs. Pumping _____ G.P.M.
Pumping Test: ☐ Yes (please enclose) ☐ No
Yield: _____

14. WATER QUALITY
Chemical Analysis ☐ Yes ☐ No Bacterial Analysis ☐ Yes ☐ No
Please enclose lab results.

15. ARTIFICIAL FILTER (filter pack) ☑ Yes ☐ No
Installed from 8.0 ft. to 20.0 ft.
Effective size 1.43 Uniformity Coefficient 1.30

16. WELL GROUTED? ☑ Yes ☐ No
☑ Neat Cement ☐ Bentonite ☐ Bentonite/Cement ☐ Other _____
Depth: From 0.0 ft. to 6.0 ft.

17. NEAREST SOURCE OF POSSIBLE CONTAMINATION: _____ ft. _____ direction
Type _____
Well Disinfected ☐ Yes ☐ No Type: _____ Amount: _____

18. PUMP: Date installed: _____ Not installed ☐
Mfr. Name: _____ Model No.: _____
H.P._____ Volts_____ Length of drop pipe ___ ft. Capacity ___ gpm
TYPE: ☐ Submersible ☐ Jet (shallow) ☐ Turbine ☐ Jet (deep) ☐ Reciprocating ☐ Centrifugal

19. WELL DRILLER: VINCE FEDERLE CERT. NO.: 01930
Address: (Print) 176 COMMERCE BLVD
STATESVILLE, NC 28625
Level: A ☐ B ☐ C ☐ D ☑ (circle one)
Telephone No.: 704-872-7686 Fax No.: 704-872-0248

20. WATER WELL DRILLER'S CERTIFICATION: This well was drilled under my direction and this report is true to the best of my knowledge and belief.

Signed: Vincent R. Federle Well Driller Date: 03/16/10

If D Level Driller, provide supervising driller's name:
MARK GETTYS

DHEC 1903 (07/2003) COPY 1 MAIL TO: S.C. DEPARTMENT OF HEALTH AND ENVIRONMENTAL CONTROL (ADDRESS ABOVE)

Water Well Record
Bureau of Water
2600 Bull Street, Columbia, SC 29201-1708; (803) 898-4300

DHEC — PROMOTE PROTECT PROSPER

1. WELL OWNER INFORMATION:
Name: OSBORNE, ADDISON (last) (first)
Address: 3080 COX ROAD
City: SUMTER State: SC Zip: 29150
Telephone: Work: Home:

2. LOCATION OF WELL: SC **COUNTY:** SUMTER
Name: HEATH SELF SERVE
Street Address: 501 NORTH GUIGNARD DRIVE
City: SUMTER Zip: 29150
Latitude: Longitude:

3. PUBLIC SYSTEM NAME: **PUBLIC SYSTEM NUMBER:**

4. ABANDONMENT: ☐ Yes ☑ No
Grouted Depth: from _____ ft. to _____ ft.

Formation Description	*Thickness of Stratum	Depth to Bottom of Stratum
TAN SILTY SAND	12.0	12.0
*Indicate Water Bearing Zones (Use a 2nd sheet if needed)		

5. REMARKS:
MW-28 BENTONITE SEAL FROM 1.0 TO 1.5 FT.

6. TYPE: ☐ Mud Rotary ☐ Jetted ☐ Bored ☐ Dug ☐ Air Rotary ☐ Driven ☐ Cable tool ☑ Other AUGER

7. PERMIT NUMBER:

8. USE:
☐ Residential ☐ Public Supply ☐ Process
☐ Irrigation ☐ Air Conditioning ☐ Emergency
☐ Test Well ☑ Monitor Well ☐ Replacement

9. WELL DEPTH (completed) Date Started: 03/11/10
12.0 ft. Date Completed: 03/12/10

10. CASING: ☑ Threaded ☐ Welded
Diam.: 2 INCH
Type: ☑ PVC ☐ Galvanized ☐ Steel ☐ Other
2.0 in. to 2.0 ft. depth
_____ in. to _____ ft. depth
Height: Above ☑ Below ☐
Surface 3.0 ft.
Weight _____ lb./ft.
Drive Shoe? ☐ Yes ☐ No

11. SCREEN:
Type: SCH 40 PVC Diam.: 2 INCH
Slot/Gauge: .010 Length: 10.0 FEET
Set Between: 2.0 ft. and 12.0 ft. NOTE: MULTIPLE SCREENS
_____ ft. and _____ ft. USE SECOND SHEET
Sieve Analysis ☐ Yes (please enclose) ☑ No

12. STATIC WATER LEVEL 3.0 ft. below land surface after 24 hours

13. PUMPING LEVEL Below Land Surface.
_____ ft. after _____ hrs. Pumping _____ G.P.M.
Pumping Test: ☐ Yes (please enclose) ☐ No
Yield: _____

14. WATER QUALITY
Chemical Analysis ☐ Yes ☐ No Bacterial Analysis ☐ Yes ☐ No
Please enclose lab results.

15. ARTIFICIAL FILTER (filter pack) ☑ Yes ☐ No
Installed from 1.5 ft. to 12.0 ft.
Effective size 1.43 Uniformity Coefficient 1.30

16. WELL GROUTED? ☑ Yes ☐ No
☑ Neat Cement ☐ Bentonite ☐ Bentonite/Cement ☐ Other _____
Depth: From 0.0 ft. to 1.0 ft.

17. NEAREST SOURCE OF POSSIBLE CONTAMINATION: ____ ft. ____ direction
Type _____
Well Disinfected ☐ Yes ☐ No Type: _____ Amount: _____

18. PUMP: Date installed: _____ Not installed ☐
Mfr. Name: _____ Model No.: _____
H.P._____ Volts_____ Length of drop pipe ___ ft. Capacity ___ gpm
TYPE: ☐ Submersible ☐ Jet (shallow) ☐ Turbine ☐ Jet (deep) ☐ Reciprocating ☐ Centrifugal

19. WELL DRILLER: VINCE FEDERLE CERT. NO.: 01930
Address: (Print) 176 COMMERCE BLVD
STATESVILLE, NC 28625
Level: A ☐ B ☐ C ☐ D ☑ (circle one)
Telephone No.: 704-872-7686 Fax No.: 704-872-0248

20. WATER WELL DRILLER'S CERTIFICATION: This well was drilled under my direction and this report is true to the best of my knowledge and belief.

Signed: Vincent R. Federle Date: 03/16/10
Well Driller

If D Level Driller, provide supervising driller's name:
MARK GETTYS

DHEC 1903 (07/2003) COPY 1 MAIL TO: S.C. DEPARTMENT OF HEALTH AND ENVIRONMENTAL CONTROL (ADDRESS ABOVE)

Water Well Record
Bureau of Water
2600 Bull Street, Columbia, SC 29201-1708; (803) 898-4300

DHEC — PROMOTE PROTECT PROSPER

1. WELL OWNER INFORMATION:
Name: SUTTON, IDA & BURNS, JAMES (last) (first)
Address: 103 BURNS DRIVE
City: SUMTER State: SC Zip: 29150
Telephone: Work: Home:

2. LOCATION OF WELL: SC **COUNTY:** SUMTER
Name: HEATH SELF SERVE
Street Address: 501 NORTH GUIGNARD DRIVE
City: SUMTER Zip: 29150
Latitude: Longitude:

3. PUBLIC SYSTEM NAME: **PUBLIC SYSTEM NUMBER:**

4. ABANDONMENT: ☑ Yes ☐ No
Grouted Depth: from 0.0 ft. to 22.0 ft.

Formation Description	*Thickness of Stratum	Depth to Bottom of Stratum
WELL ABANDONED BY		
GEOLOGIC EXPLORATION, INC.		
ON 03/11/10 VIA TREMIE PIPE		
WITH PORTLAND BENTONITE		
SLURRY.		
*Indicate Water Bearing Zones (Use a 2nd sheet if needed)		

5. REMARKS:
MW-1
3.5 GALLONS PORTLAND BENTONITE SLURRY

6. TYPE: ☐ Mud Rotary ☐ Jetted ☐ Bored ☐ Dug ☐ Air Rotary ☐ Driven ☐ Cable tool ☐ Other

7. PERMIT NUMBER:

8. USE: ☐ Residential ☐ Public Supply ☐ Process ☐ Irrigation ☐ Air Conditioning ☐ Emergency ☐ Test Well ☑ Monitor Well ☐ Replacement

9. WELL DEPTH (completed) 22.0 ft. Date Started: 03/11/10 Date Completed: 03/11/10

10. CASING: ☑ Threaded ☐ Welded
Diam.: 2 INCH
Type: ☑ PVC ☐ Galvanized ☐ Steel ☐ Other
_____ in. to _____ ft. depth
_____ in. to _____ ft. depth
Height: Above ☐ Below ☐
Surface _____ ft.
Weight _____ lb./ft.
Drive Shoe? ☐ Yes ☐ No

11. SCREEN:
Type: _____ Diam.: _____
Slot/Gauge: _____ Length: _____
Set Between: _____ ft. and _____ ft.
_____ ft. and _____ ft.
NOTE: MULTIPLE SCREENS USE SECOND SHEET
Sieve Analysis ☐ Yes (please enclose) ☐ No

12. STATIC WATER LEVEL _____ ft. below land surface after 24 hours

13. PUMPING LEVEL Below Land Surface.
_____ ft. after _____ hrs. Pumping _____ G.P.M.
Pumping Test: ☐ Yes (please enclose) ☐ No
Yield: _____

14. WATER QUALITY
Chemical Analysis ☐ Yes ☐ No Bacterial Analysis ☐ Yes ☐ No
Please enclose lab results.

15. ARTIFICIAL FILTER (filter pack) ☑ Yes ☐ No
Installed from _____ ft. to _____ ft.
Effective size _____ Uniformity Coefficient _____

16. WELL GROUTED? ☑ Yes ☐ No
☑ Neat Cement ☐ Bentonite ☐ Bentonite/Cement ☐ Other _____
Depth: From _____ ft. to _____ ft.

17. NEAREST SOURCE OF POSSIBLE CONTAMINATION: ____ ft. ____ direction
Type _____
Well Disinfected ☐ Yes ☐ No Type: _____ Amount: _____

18. PUMP: Date installed: _____ Not installed ☐
Mfr. Name: _____ Model No.: _____
H.P. _____ Volts _____ Length of drop pipe ___ ft. Capacity ___ gpm
TYPE: ☐ Submersible ☐ Jet (shallow) ☐ Turbine ☐ Jet (deep) ☐ Reciprocating ☐ Centrifugal

19. WELL DRILLER: VINCE FEDERLE CERT. NO.: 01930
Address: (Print) 176 COMMERCE BLVD
STATESVILLE, NC 28625
Level: A ☐ B ☐ C ☐ D ☑ (circle one)
Telephone No.: 704-872-7686 Fax No.: 704-872-0248

20. WATER WELL DRILLER'S CERTIFICATION: This well was drilled under my direction and this report is true to the best of my knowledge and belief.

Signed: Vincent R. Federle Well Driller Date: 03/16/10

If D Level Driller, provide supervising driller's name:
MARK GETTYS

DHEC 1903 (07/2003) COPY 1 MAIL TO: S.C. DEPARTMENT OF HEALTH AND ENVIRONMENTAL CONTROL (ADDRESS ABOVE)

ANALYTICAL RESULTS

Pace Analytical®
www.pacelabs.com

Pace Analytical Services, Inc.
2225 Riverside Dr.
Asheville, NC 28804
(828)254-7176

Pace Analytical Services, Inc.
9800 Kincey Ave. Suite 100
Huntersville, NC 28078
(704)875-9092

March 23, 2010

Mr. Bryan Shane
Midlands Environmental
PO Box 854
Lexington, SC 29071

RE: Project: HEATH SELF SERVICE 10-2691
Pace Project No.: 9265622

Dear Mr. Shane:
Enclosed are the analytical results for sample(s) received by the laboratory on March 18, 2010. The results relate only to the samples included in this report. Results reported herein conform to the most current NELAC standards, where applicable, unless otherwise narrated in the body of the report.

Inorganic Wet Chemistry and Metals analyses were performed at our Pace Asheville laboratory and Organic testing was performed at our Pace Huntersville laboratory unless otherwise footnoted. All Microbiological analyses were performed at the laboratory where the samples were received.

If you have any questions concerning this report, please feel free to contact me.

Sincerely,

Renee Spencer

Renee Spencer

renee.spencer@pacelabs.com
Project Manager

Enclosures

REPORT OF LABORATORY ANALYSIS

This report shall not be reproduced, except in full,
without the written consent of Pace Analytical Services, Inc..

ACCREDITED IN ACCORDANCE WITH nelac

Pace Analytical®
www.pacelabs.com

Pace Analytical Services, Inc.
2225 Riverside Dr.
Asheville, NC 28804
(828)254-7176

Pace Analytical Services, Inc.
9800 Kincey Ave. Suite 100
Huntersville, NC 28078
(704)875-9092

CERTIFICATIONS

Project: HEATH SELF SERVICE 10-2691
Pace Project No.: 9265622

Charlotte Certification IDs
9800 Kincey Ave. - Ste 100 Huntersville, NC 28078
Connecticut Certification #: PH-0104
Virginia Certification #: 00213
Tennessee Certification #: 04010
South Carolina Drinking Water Cert. #: 990060003
South Carolina Certification #: 990060001
Pennsylvania Certification #: 68-00784
North Carolina Wastewater Certification #: 12
North Carolina Field Services Certification #: 5342
North Carolina Drinking Water Certification #: 37706
New Jersey Certification #: NC012
Louisiana/LELAP Certification #: 04034
Kentucky UST Certification #: 84
Florida/NELAP Certification #: E87627
West Virginia Certification #: 357

This report shall not be reproduced, except in full,
without the written consent of Pace Analytical Services, Inc..

ACCREDITED IN ACCORDANCE WITH nelac

Pace Analytical®
www.pacelabs.com

Pace Analytical Services, Inc.
2225 Riverside Dr.
Asheville, NC 28804
(828)254-7176

Pace Analytical Services, Inc.
9800 Kincey Ave. Suite 100
Huntersville, NC 28078
(704)875-9092

SAMPLE SUMMARY

Project: HEATH SELF SERVICE 10-2691
Pace Project No.: 9265622

Lab ID	Sample ID	Matrix	Date Collected	Date Received
9265622001	**MW-1R**	Water	03/17/10 11:48	03/18/10 15:10
9265622002	**MW-11R**	Water	03/17/10 10:30	03/18/10 15:10
9265622003	**MW-17R**	Water	03/17/10 12:12	03/18/10 15:10
9265622004	**MW-19**	Water	03/17/10 12:40	03/18/10 15:10
9265622005	**MW-28**	Water	03/17/10 12:54	03/18/10 15:10

This report shall not be reproduced, except in full,
without the written consent of Pace Analytical Services, Inc..

ACCREDITED IN ACCORDANCE WITH nelac

Pace Analytical®
www.pacelabs.com

Pace Analytical Services, Inc.
2225 Riverside Dr.
Asheville, NC 28804
(828)254-7176

Pace Analytical Services, Inc.
9800 Kincey Ave. Suite 100
Huntersville, NC 28078
(704)875-9092

SAMPLE ANALYTE COUNT

Project: HEATH SELF SERVICE 10-2691
Pace Project No.: 9265622

Lab ID	Sample ID	Method	Analysts	Analytes Reported
9265622001	**MW-1R**	EPA 8260	DLK	12
9265622002	**MW-11R**	EPA 8260	DLK	12
9265622003	**MW-17R**	EPA 8260	DLK	12
9265622004	**MW-19**	EPA 8260	DLK	12
9265622005	**MW-28**	EPA 8260	DLK	12

This report shall not be reproduced, except in full,
without the written consent of Pace Analytical Services, Inc..

ACCREDITED IN ACCORDANCE WITH nelac

Pace Analytical®
www.pacelabs.com

Pace Analytical Services, Inc.
2225 Riverside Dr.
Asheville, NC 28804
(828)254-7176

Pace Analytical Services, Inc.
9800 Kincey Ave. Suite 100
Huntersville, NC 28078
(704)875-9092

ANALYTICAL RESULTS

Project: HEATH SELF SERVICE 10-2691
Pace Project No.: 9265622

Sample: MW-1R **Lab ID: 9265622001** Collected: 03/17/10 11:48 Received: 03/18/10 15:10 Matrix: Water

Parameters	Results	Units	Report Limit	MDL	DF	Prepared	Analyzed	CAS No.	Qual
8260 MSV	Analytical Method: EPA 8260								
Benzene	**2840**	ug/L	250	60.0	50		03/21/10 08:44	71-43-2	
Ethylbenzene	**5860**	ug/L	250	55.0	50		03/21/10 08:44	100-41-4	
Methyl-tert-butyl ether	ND	ug/L	250	100	50		03/21/10 08:44	1634-04-4	
Naphthalene	**829**	ug/L	250	145	50		03/21/10 08:44	91-20-3	
Toluene	**34800**	ug/L	2500	900	500		03/22/10 07:03	108-88-3	
Xylene (Total)	**28500**	ug/L	500	135	50		03/21/10 08:44	1330-20-7	
m&p-Xylene	**19700**	ug/L	500	135	50		03/21/10 08:44	1330-20-7	
o-Xylene	**8730**	ug/L	250	85.0	50		03/21/10 08:44	95-47-6	
4-Bromofluorobenzene (S)	96	%	70-130		50		03/21/10 08:44	460-00-4	
Dibromofluoromethane (S)	103	%	70-130		50		03/21/10 08:44	1868-53-7	
1,2-Dichloroethane-d4 (S)	103	%	70-130		50		03/21/10 08:44	17060-07-0	
Toluene-d8 (S)	99	%	70-130		50		03/21/10 08:44	2037-26-5	

Sample: MW-11R **Lab ID: 9265622002** Collected: 03/17/10 10:30 Received: 03/18/10 15:10 Matrix: Water

Parameters	Results	Units	Report Limit	MDL	DF	Prepared	Analyzed	CAS No.	Qual
8260 MSV	Analytical Method: EPA 8260								
Benzene	**13.0**	ug/L	5.0	1.2	1		03/21/10 02:25	71-43-2	
Ethylbenzene	**36.3**	ug/L	5.0	1.1	1		03/21/10 02:25	100-41-4	
Methyl-tert-butyl ether	ND	ug/L	5.0	2.0	1		03/21/10 02:25	1634-04-4	
Naphthalene	ND	ug/L	5.0	2.9	1		03/21/10 02:25	91-20-3	
Toluene	**70.2**	ug/L	5.0	1.8	1		03/21/10 02:25	108-88-3	
Xylene (Total)	**175**	ug/L	10.0	2.7	1		03/21/10 02:25	1330-20-7	
m&p-Xylene	**141**	ug/L	10.0	2.7	1		03/21/10 02:25	1330-20-7	
o-Xylene	**34.1**	ug/L	5.0	1.7	1		03/21/10 02:25	95-47-6	
4-Bromofluorobenzene (S)	95	%	70-130		1		03/21/10 02:25	460-00-4	
Dibromofluoromethane (S)	102	%	70-130		1		03/21/10 02:25	1868-53-7	
1,2-Dichloroethane-d4 (S)	102	%	70-130		1		03/21/10 02:25	17060-07-0	
Toluene-d8 (S)	97	%	70-130		1		03/21/10 02:25	2037-26-5	

Sample: MW-17R **Lab ID: 9265622003** Collected: 03/17/10 12:12 Received: 03/18/10 15:10 Matrix: Water

Parameters	Results	Units	Report Limit	MDL	DF	Prepared	Analyzed	CAS No.	Qual
8260 MSV	Analytical Method: EPA 8260								
Benzene	**4450**	ug/L	500	120	100		03/22/10 07:21	71-43-2	
Ethylbenzene	**919**	ug/L	50.0	11.0	10		03/21/10 08:26	100-41-4	
Methyl-tert-butyl ether	**198**	ug/L	50.0	20.0	10		03/21/10 08:26	1634-04-4	
Naphthalene	**164**	ug/L	50.0	29.0	10		03/21/10 08:26	91-20-3	
Toluene	**6450**	ug/L	500	180	100		03/22/10 07:21	108-88-3	
Xylene (Total)	**3670**	ug/L	100	27.0	10		03/21/10 08:26	1330-20-7	

This report shall not be reproduced, except in full,
without the written consent of Pace Analytical Services, Inc..

ACCREDITED IN ACCORDANCE WITH nelac

Pace Analytical®
www.pacelabs.com

Pace Analytical Services, Inc.
2225 Riverside Dr.
Asheville, NC 28804
(828)254-7176

Pace Analytical Services, Inc.
9800 Kincey Ave. Suite 100
Huntersville, NC 28078
(704)875-9092

ANALYTICAL RESULTS

Project: HEATH SELF SERVICE 10-2691
Pace Project No.: 9265622

Sample: MW-17R **Lab ID: 9265622003** Collected: 03/17/10 12:12 Received: 03/18/10 15:10 Matrix: Water

Parameters	Results	Units	Report Limit	MDL	DF	Prepared	Analyzed	CAS No.	Qual
8260 MSV	Analytical Method: EPA 8260								
m&p-Xylene	**2560**	ug/L	100	27.0	10		03/21/10 08:26	1330-20-7	
o-Xylene	**1100**	ug/L	50.0	17.0	10		03/21/10 08:26	95-47-6	
4-Bromofluorobenzene (S)	97	%	70-130		10		03/21/10 08:26	460-00-4	
Dibromofluoromethane (S)	98	%	70-130		10		03/21/10 08:26	1868-53-7	
1,2-Dichloroethane-d4 (S)	102	%	70-130		10		03/21/10 08:26	17060-07-0	
Toluene-d8 (S)	99	%	70-130		10		03/21/10 08:26	2037-26-5	

Sample: MW-19 **Lab ID: 9265622004** Collected: 03/17/10 12:40 Received: 03/18/10 15:10 Matrix: Water

Parameters	Results	Units	Report Limit	MDL	DF	Prepared	Analyzed	CAS No.	Qual
8260 MSV	Analytical Method: EPA 8260								
Benzene	**134**	ug/L	5.0	1.2	1		03/21/10 01:49	71-43-2	
Ethylbenzene	ND	ug/L	5.0	1.1	1		03/21/10 01:49	100-41-4	
Methyl-tert-butyl ether	**12.7**	ug/L	5.0	2.0	1		03/21/10 01:49	1634-04-4	
Naphthalene	**5.0**	ug/L	5.0	2.9	1		03/21/10 01:49	91-20-3	
Toluene	ND	ug/L	5.0	1.8	1		03/21/10 01:49	108-88-3	
Xylene (Total)	ND	ug/L	10.0	2.7	1		03/21/10 01:49	1330-20-7	
m&p-Xylene	ND	ug/L	10.0	2.7	1		03/21/10 01:49	1330-20-7	
o-Xylene	ND	ug/L	5.0	1.7	1		03/21/10 01:49	95-47-6	
4-Bromofluorobenzene (S)	92	%	70-130		1		03/21/10 01:49	460-00-4	
Dibromofluoromethane (S)	100	%	70-130		1		03/21/10 01:49	1868-53-7	
1,2-Dichloroethane-d4 (S)	100	%	70-130		1		03/21/10 01:49	17060-07-0	
Toluene-d8 (S)	98	%	70-130		1		03/21/10 01:49	2037-26-5	

Sample: MW-28 **Lab ID: 9265622005** Collected: 03/17/10 12:54 Received: 03/18/10 15:10 Matrix: Water

Parameters	Results	Units	Report Limit	MDL	DF	Prepared	Analyzed	CAS No.	Qual
8260 MSV	Analytical Method: EPA 8260								
Benzene	ND	ug/L	5.0	1.2	1		03/21/10 02:07	71-43-2	
Ethylbenzene	ND	ug/L	5.0	1.1	1		03/21/10 02:07	100-41-4	
Methyl-tert-butyl ether	ND	ug/L	5.0	2.0	1		03/21/10 02:07	1634-04-4	
Naphthalene	ND	ug/L	5.0	2.9	1		03/21/10 02:07	91-20-3	
Toluene	ND	ug/L	5.0	1.8	1		03/21/10 02:07	108-88-3	
Xylene (Total)	ND	ug/L	10.0	2.7	1		03/21/10 02:07	1330-20-7	
m&p-Xylene	ND	ug/L	10.0	2.7	1		03/21/10 02:07	1330-20-7	
o-Xylene	ND	ug/L	5.0	1.7	1		03/21/10 02:07	95-47-6	
4-Bromofluorobenzene (S)	94	%	70-130		1		03/21/10 02:07	460-00-4	
Dibromofluoromethane (S)	106	%	70-130		1		03/21/10 02:07	1868-53-7	
1,2-Dichloroethane-d4 (S)	106	%	70-130		1		03/21/10 02:07	17060-07-0	
Toluene-d8 (S)	100	%	70-130		1		03/21/10 02:07	2037-26-5	

This report shall not be reproduced, except in full,
without the written consent of Pace Analytical Services, Inc..

ACCREDITED IN ACCORDANCE WITH nelac

Pace Analytical®
www.pacelabs.com

Pace Analytical Services, Inc.
2225 Riverside Dr.
Asheville, NC 28804
(828)254-7176

Pace Analytical Services, Inc.
9800 Kincey Ave. Suite 100
Huntersville, NC 28078
(704)875-9092

QUALITY CONTROL DATA

Project: HEATH SELF SERVICE 10-2691
Pace Project No.: 9265622

QC Batch: MSV/10348 Analysis Method: EPA 8260
QC Batch Method: EPA 8260 Analysis Description: 8260 MSV SC
Associated Lab Samples: 9265622001, 9265622002, 9265622003, 9265622004, 9265622005

METHOD BLANK: 418027 Matrix: Water
Associated Lab Samples: 9265622001, 9265622002, 9265622003, 9265622004, 9265622005

Parameter	Units	Blank Result	Reporting Limit	Analyzed	Qualifiers
Benzene	ug/L	ND	5.0	03/20/10 23:41	
Ethylbenzene	ug/L	ND	5.0	03/20/10 23:41	
m&p-Xylene	ug/L	ND	10.0	03/20/10 23:41	
Methyl-tert-butyl ether	ug/L	ND	5.0	03/20/10 23:41	
Naphthalene	ug/L	ND	5.0	03/20/10 23:41	
o-Xylene	ug/L	ND	5.0	03/20/10 23:41	
Toluene	ug/L	ND	5.0	03/20/10 23:41	
Xylene (Total)	ug/L	ND	10.0	03/20/10 23:41	
1,2-Dichloroethane-d4 (S)	%	106	70-130	03/20/10 23:41	
4-Bromofluorobenzene (S)	%	93	70-130	03/20/10 23:41	
Dibromofluoromethane (S)	%	106	70-130	03/20/10 23:41	
Toluene-d8 (S)	%	100	70-130	03/20/10 23:41	

LABORATORY CONTROL SAMPLE: 418028

Parameter	Units	Spike Conc.	LCS Result	LCS % Rec	% Rec Limits	Qualifiers
Benzene	ug/L	50	56.6	113	70-130	
Ethylbenzene	ug/L	50	57.0	114	70-130	
m&p-Xylene	ug/L	100	117	117	70-130	
Methyl-tert-butyl ether	ug/L	50	55.5	111	70-130	
Naphthalene	ug/L	50	60.8	122	70-130	
o-Xylene	ug/L	50	58.7	117	70-130	
Toluene	ug/L	50	56.9	114	70-130	
Xylene (Total)	ug/L	150	175	117	70-130	
1,2-Dichloroethane-d4 (S)	%			103	70-130	
4-Bromofluorobenzene (S)	%			96	70-130	
Dibromofluoromethane (S)	%			102	70-130	
Toluene-d8 (S)	%			99	70-130	

MATRIX SPIKE & MATRIX SPIKE DUPLICATE: 418029 418030

Parameter	Units	9265517005 Result	MS Spike Conc.	MSD Spike Conc.	MS Result	MSD Result	MS % Rec	MSD % Rec	% Rec Limits	RPD	Max RPD	Qual
Benzene	ug/L	7.5	50	50	68.3	66.4	121	118	70-130	3	30	
Ethylbenzene	ug/L	ND	50	50	58.5	59.0	117	118	70-130	1	30	
m&p-Xylene	ug/L	ND	100	100	117	117	117	117	70-130	0	30	
Methyl-tert-butyl ether	ug/L	128	50	50	173	173	91	91	70-130	0	30	
Naphthalene	ug/L	ND	50	50	49.3	56.8	99	114	70-130	14	30	
o-Xylene	ug/L	ND	50	50	58.4	61.5	116	122	70-130	5	30	
Toluene	ug/L	ND	50	50	59.9	58.8	120	118	70-130	2	30	

This report shall not be reproduced, except in full,
without the written consent of Pace Analytical Services, Inc..

ACCREDITED IN ACCORDANCE WITH nelac

Pace Analytical®
www.pacelabs.com

Pace Analytical Services, Inc.
2225 Riverside Dr.
Asheville, NC 28804
(828)254-7176

Pace Analytical Services, Inc.
9800 Kincey Ave. Suite 100
Huntersville, NC 28078
(704)875-9092

QUALITY CONTROL DATA

Project: HEATH SELF SERVICE 10-2691
Pace Project No.: 9265622

MATRIX SPIKE & MATRIX SPIKE DUPLICATE: 418029 418030

Parameter	Units	9265517005 Result	MS Spike Conc.	MSD Spike Conc.	MS Result	MSD Result	MS % Rec	MSD % Rec	% Rec Limits	RPD	Max RPD	Qual
1,2-Dichloroethane-d4 (S)	%						96	102	70-130			
4-Bromofluorobenzene (S)	%						95	96	70-130			
Dibromofluoromethane (S)	%						103	103	70-130			
Toluene-d8 (S)	%						100	99	70-130			

This report shall not be reproduced, except in full,
without the written consent of Pace Analytical Services, Inc..

ACCREDITED IN ACCORDANCE WITH nelac

Pace Analytical®
www.pacelabs.com

Pace Analytical Services, Inc.
2225 Riverside Dr.
Asheville, NC 28804
(828)254-7176

Pace Analytical Services, Inc.
9800 Kincey Ave. Suite 100
Huntersville, NC 28078
(704)875-9092

QUALIFIERS

Project: HEATH SELF SERVICE 10-2691
Pace Project No.: 9265622

DEFINITIONS

DF - Dilution Factor, if reported, represents the factor applied to the reported data due to changes in sample preparation, dilution of the sample aliquot, or moisture content.

ND - Not Detected at or above adjusted reporting limit.

J - Estimated concentration above the adjusted method detection limit and below the adjusted reporting limit.

MDL - Adjusted Method Detection Limit.

S - Surrogate

1,2-Diphenylhydrazine (8270 listed analyte) decomposes to Azobenzene.

Consistent with EPA guidelines, unrounded data are displayed and have been used to calculate % recovery and RPD values.

LCS(D) - Laboratory Control Sample (Duplicate)

MS(D) - Matrix Spike (Duplicate)

DUP - Sample Duplicate

RPD - Relative Percent Difference

NC - Not Calculable.

Pace Analytical is NELAP accredited. Contact your Pace PM for the current list of accredited analytes.

U - Indicates the compound was analyzed for, but not detected.

This report shall not be reproduced, except in full,
without the written consent of Pace Analytical Services, Inc..

ACCREDITED IN ACCORDANCE WITH nelac

Pace Analytical®
www.pacelabs.com

CHAIN-OF-CUSTODY / Analytical Request Document

The Chain-of-Custody is a LEGAL DOCUMENT. All relevant fields must be completed accurately.

Page: 1 of 1

1323950

Section A Required Client Information:

Company: MECI
Address: 235-B Dooley Rd
Lexington, SC 29073
Email To: WCM@meci.NET
Phone: 803-808-2043 Fax: 803-808-2048
Requested Due Date/TAT:

Section B Required Project Information:

Report To: B. Shane
Copy To:
Purchase Order No.:
Project Name: Heath Self Serve
Project Number: 10-2691

Section C Invoice Information:

Attention:
Company Name:
Address:
Pace Quote Reference:
Pace Project Manager: R. Spencer
Pace Profile #: 9216-1

REGULATORY AGENCY

☐ NPDES ☐ GROUND WATER ☐ DRINKING WATER
☑ UST ☐ RCRA ☐ OTHER

Site Location STATE: SC

Section D Required Client Information

SAMPLE ID
(A-Z, 0-9 / ,-)
Sample IDs MUST BE UNIQUE

Matrix Codes MATRIX / CODE

Drinking Water	DW
Water	WT
Waste Water	WW
Product	P
Soil/Solid	SL
Oil	OL
Wipe	WP
Air	AR
Tissue	TS
Other	OT

ITEM #	SAMPLE ID	MATRIX CODE (see valid codes to left)	SAMPLE TYPE (G=GRAB C=COMP)	COLLECTED COMPOSITE START DATE	COMPOSITE START TIME	COMPOSITE END/GRAB DATE	COMPOSITE END/GRAB TIME	SAMPLE TEMP AT COLLECTION	# OF CONTAINERS	Preservatives: Unpreserved	H_2SO_4	HNO_3	HCl	NaOH	$Na_2S_2O_3$	Methanol	Other	Analysis Test (Y/N)	Requested Analysis Filtered (Y/N): BTEX, Naph, MTBE (8260)	Residual Chlorine (Y/N)	Pace Project No./ Lab I.D.
1	MW-1R	WT	G			3-17-10	1148		3				3					Y	X		No odor 001
2	MW-11R						1050		3				3					Y	X		Odor 002
3	MW-17R						1212		3				3					Y	X		No odor 003
4	MW-19						1240		3				3					Y	X		No odor 004
5	MW-28						1254		3				3					Y	X		No odor 005
6																					
7																					
8																					
9																					
10																					
11																					
12																					

9216 5622

ADDITIONAL COMMENTS	RELINQUISHED BY / AFFILIATION	DATE	TIME	ACCEPTED BY / AFFILIATION	DATE	TIME	SAMPLE CONDITIONS			
Request "J" Value	Alex Wolfson	3-17-10		D Moody - Pace	3-18-10	17:05				
	D Moody	3-18-10	15:10	Jamell Cloud Pace	3/18/10	1510	2.7	Y	N	Y

Temp in °C | Received on Ice (Y/N) | Custody Sealed Cooler (Y/N) | Samples Intact (Y/N)

ORIGINAL

SAMPLER NAME AND SIGNATURE

PRINT Name of SAMPLER: Alex Wolfson
SIGNATURE of SAMPLER: Alex Wolfson
DATE Signed (MM/DD/YY): 3-17-10

*Important Note: By signing this form you are accepting Pace's NET 30 day payment terms and agreeing to late charges of 1.5% per month for any invoices not paid within 30 days.

WASTE DISPOSAL MANIFESTS

Midlands
Environmental
Consultants, Inc.

April 14, 2010

Re: Treatment of Purge Water
Heath Self Serve
Sumter, South Carolina
SCDHEC Site ID Number 08932
MECI Project Number 10-2691

To Whom it May Concern;

Midlands Environmental Consultants, Inc. is providing the following letter as certification that treatment of the referenced purge water complied with the conditions of "Proposed Conditions for Use of Portable Activated Carbon Units for the Treatment of Small Volumes of Petroleum Hydrocarbon Contaminated Groundwater", as described in the following:

Applicability:

Groundwater treated was obtained as a result development of wells and sampling.

Conditions:

1. The purge/bail water from all wells is mixed before usage of the Activated Carbon Unit.
2. No free-product was detected in any of the purge water drums.
3. Analytical results of from well sampling show average concentrations of petroleum hydrocarbon constituents less than 5000 parts per billion (ppb) Benzene and less than 20,000 ppb total BTEX.
4. The existing carbon pack will be replaced/reactivated every 5,000 gallons.
5. Record of usage is maintained by Contractor.
6. Any and all recommendations and conditions issued by the Manufacturer have been adhered to.
7. Any and all recommendations and conditions (even on a site by site basis) issued by the SCDHEC must be adhered to.

Post Office Box 854, Lexington SC 29071 • 235-B Dooley Road, Lexington, SC 29073
Telephone: (803) 808-2043 • fax: (803) 808-2048

All purge waters were treated on-site using an up-flow treatment drum loaded with 30 pounds of activated carbon. Carbon will be loaded to a maximum of 3 pounds of total organic compounds or 5,000 gallons of development/purge water, whichever occurs first.

One 55-gallon drum was treated on March 17, 2010 at the referenced site.

A total of one (1) 55-gallon drum was treated at the referenced site.

Midlands Environmental also tracks cumulative organic compounds adsorbed on the activated carbon to ensure the capacity of carbon mass is not over-charged. This data is available upon request.

Should you have any questions or comments, please contact the undersigned.

Sincerely,
Midlands Environmental Consultants, Inc.

Jeff L. Coleman
Project Scientist

WASTE MANAGEMENT

Richland County LF
1047 Highway Church Road
Elgin, SC, 29045
Ph: (803) 788-3054

Original
Ticket# 1016600

Customer Name MIDLANDSENVIRON MIDLANDS ENVI
Ticket Date 03/12/2010
Payment Type Credit Account
Manual Ticket#
Hauling Ticket#
Route
State Waste Code
Manifest 0
Destination
PO
Profile VA2718 (SOIL FROM UST ASSESSMENT)
Generator 126-MIDLANDSENVIRONMENTAL MIDLANDS ENVIRONMENTAL

Carrier MIDLANDSENVIRON MIDLANDS ENVIRONMENT
Vehicle# 3
Container
Driver
Check#
Billing # 0000469
Gen EPA ID

Volume

	Time	Scale	ScaleMaster
In	03/12/2010 13:29:25	Scale1	Dwayne
Out	03/12/2010 13:54:43	Scale2	Dwayne

Gross	12420 lb
Tare	8940 lb
Net	3480 lb
Tons	1.74

Comments

	Product	LD%	Qty	UOM	Rate	Fee	Amount	Origin
1	SOIL-Cont. Soil -	100	1.74	Tons				32-LEXINGT
2	FUEL-Fuel Surcharg	100		%				32-LEXINGT
3	P6ENV-Environmenta	100		%				32-LEXINGT

Heath Self Serve = 0.74

Bailys 66 = 1.00 Total Fees / Total Ticket

SIGNATURE

403WM

SPECIAL WASTE MANIFEST

WASTE ID NUMBER VA2718	
EXPIRATION DATE December 7, 2010	*Richland Landfill* 1047 Highway Church Road Elgin, SC 29045 Special Waste Phone: 803-744-3346 Fax: 866-904-7194
Prepared by:	Karen Truett/Carol Weldon

GENERATOR OF WASTE: Midlands Env. Consultants, Inc. - Various

CUSTOMER Midlands Env. Consultants — ACCOUNT NUMBER: 820-469

LOCATION OF WASTE: Site Address:

CITY: COUNTY:

PHONE NUM 803-808-2043 — CONTACT: Bryan Shane

FAX NUMBER:

GENERATOR'S SIGNATURE [signature] DATE: 3/12/10

TRANSPORTER OF WASTE: Burton Kelly

DATE: 3/12/10 — TRUCK NUMBER: 3

DRIVER'S SIGNATURE [signature]

**** TO BE COMPLETED BY RICHLAND LANDFILL******

DISPOSAL SITE: RICHLAND LANDFILL ELGIN, SC

Waste Class: Soil

DESCRIPTION OF WASTE: Soil from UST Assessment

TICKET NUMBER: 1016600 — 1.74

RECEIVED BY: DLM

Heath Self Serve = 0.74

Baileys 66 = 1.00

D H E C

PROMOTE PROTECT PROSPER

C. Earl Hunter, Commissioner

Promoting and protecting the health of the public and the environment.

JUN 03 2010

UST DOCKET 17tech

BRYAN SHANE
MIDLANDS ENVIRONMENTAL CONSULTANTS
PO BOX 854
LEXINGTON SC 29071

Re: **Notice to Proceed-Groundwater Sampling**
Bid # IFB-33335-3/11/08-EMW; PO# 719459

Dear Mr. Shane:

Based on the award of the referenced bid package, enclosed are the information packets to conduct eleven (11) groundwater-sampling events. The packets contain all necessary information for work to begin. The facility has been assigned an individual Cost Agreement (CA) number as listed below. Please reference the CA number and Purchase Order # 719459 on the appropriate invoice submitted for payment against the facility.

UST Permit #	Facility	County	# wells	UST Project Manager	Sampling Due Date	Parameters-Groundwater	PACE CA#	MECI CA#
19340	Frm Minute Saver	Dorchester	20	A. Smith	07/15/10	BTEXMN, DCA, EDB, Oxygenates, and 5-lead	38621	38620
02459	Moore Food #208	Clarendon	57	J. Padgett	07/15/10	BTEXMN, DCA, EDB, Oxygenates, & total lead	39028	39027
06926	Quick Pantry 12	Orangeburg	8	R. Miner	07/15/10	BTEXMN, DCA, EDB, & Oxygenates	39032	39033
17630	Marilyn's Gas Station	Richland	47	S. Fulmer	07/15/10	BTEXMN, DCA, & EDB	38323	38322
02877	Dillon Exxon	Dillon	17	S. Fulmer	07/15/10	BTEXMN & Oxygenates	39004	39003
08932	Heath Self Serve	Sumter	27	D. Thoma	07/15/10	BTEXMN, DCA, EDB, & Oxygenates	39007	39008
11702	Colonel Creek Land	Fairfield	10	J. Koon	07/15/10	BTEXMN, DCA, EDB, & Oxygenates	36926	38960
12708	Two Way Mart	Clarendon	14	J. Padgett	07/15/10	BTEXMN, DCA, & Oxygenates. 12-total lead	39020	39019
05410	Bucks Grocery	Kershaw	18	D. Thoma	07/15/10	BTEXMN, DCA	39015	39016
12036	Simpsonville Short	Greenville	20	S. Briney	07/15/10	BTEXMN, DCA, EDB, Oxygenates, & total lead	39066	39065
02447	Gable Quick Stop	Clarendon	36	J. Padgett	07/15/10	BTEXMN, EDB, & Oxygenates	39079	39078

MECI will perform services at the sites on behalf of the site's responsible party (RP); however, payment will be made from the SUPERB Account. The site's RP has no obligation for payment for this scope of work. Please coordinate access to the facility with the property owner. Contact information has been provided in the information packet. The Department grants pre-approval for transportation of virgin petroleum impacted soil and groundwater from the referenced site to a permitted treatment facility. There can be no spillage or leakage in transport. All investigation-derived waste (IDW) must be properly contained and labeled prior to disposal. A copy of the disposal manifest and/or acceptance letter from the receiving facility that clearly designates the quantity received must be included with the final report. The SUPERB Account will not reimburse for transportation or treatment of soil and/or groundwater with concentrations below RBSLs. **Please note, the final report is due within 3 weeks from the date the site is sampled. If the site is not sampled by the specified due date or the report is not received in the specified time period, a late fee may be imposed.**

Please contact me with the sampling schedule before commencing work at these facilities. If you have any questions or need further assistance, please contact me at (803) 896-6397 or thomadl@dhec.sc.gov.

Sincerely,

Debra L. Thoma

Debra L. Thoma, Hydrogeologist
Corrective Action Section
UST Management Division
Bureau of Land & Waste Management

enc: Information Packets
Approved Cost Agreements

cc: Renee Spencer, PACE Analytical, 9800 Kincey Ave. Ste. 100, Huntersville, NC, 28078 (w/ Approved CAs)
Technical Files (w/o. enc.)

Approved Cost Agreement 39007

Facility: 08932 H Q HEATH SELF SERV 2

THOMADL

PO Number:

Task / Description	Categories	Item	Description	Qty / Pct	Unit Price	Amount
11 ANALYSES						
	GW GROUNDWATER	A	BTEX+NAPTH+MTBE	27.0000	23.00	621.00
		F	EDB	27.0000	25.00	675.00
		P	8 OXYGENATES	27.0000	30.00	810.00
				Total Amount		2,106.00

Approved Cost Agreement 39008

Facility: 08932 H Q HEATH SELF SERV 2
THOMADL
PO Number:

Task / Description	Categories	Item	Description	Qty / Pct	Unit Price	Amount
10 SAMPLE COLLECTION						
		A	GROUND WATER	7.0000	12.00	84.00
		D	GROUNDWATER NO-PURGE	20.0000	10.00	200.00
		E	GAUGE WELL ONLY	12.0000	8.00	96.00
				Total Amount		380.00

Midlands Environmental Consultants, Inc.

September 7, 2010

Ms. Debra Thoma, Hydrogeologist
Northeastern SC Corrective Action Section
Assessment and Corrective Action Division
Underground Storage Tank Program
Bureau of Land and Waste Management
South Carolina Department of Health
and Environmental Control
2600 Bull Street
Columbia, South Carolina 29201

UST
SEP 2 0 2010
PROGRAM

Subject: Report of Groundwater Sampling
Heath Self Serve
Sumter, South Carolina
SCDHEC Site ID Number 08932, CA # 39008
MECI Project Number 10-2893
Certified Site Rehabilitation Contractor UCC-0009

Dear Ms. Thoma,

Midlands Environmental Consultants Inc. (MECI) is pleased to submit the attached Report of Sampling for the referenced site.

On September 2, 2010, twenty one monitoring wells were sampled. Two monitoring wells (MW-5, MW-19) were purged prior to sampling. Thirteen monitoring wells (MW-10, TFR-1 through TFR-12) were gauged but not sampled. Monitoring wells MW-10, TFR-3, TFR-4, TFR-7 and TFR-12 were gauged and contained free phase petroleum product. Monitoring wells MW-21 through MW-24, MW-26 and MW-27 were not located. Groundwater samples obtained were transported to Pace Analytical Services, Inc. of Huntersville, NC for analysis.

Purge water produced by the purging process was treated on-site utilizing a granular activated carbon unit. A total of 19.0 gallons of purge water was disposed of in this manner. A disposal manifest for the referenced purge water is attached at the end of this report.

If you have any question or comments please feel free to contact us at 803-808-2043.

Sincerely,
Midlands Environmental Consultants, Inc.

UST
DOCKET
#18

Brian Owen
Field Technician

Brendon P. Kelly
Project Scientist

Post Office Box 854, Lexington SC 29071 • 235-B Dooley Road, Lexington, SC 29073
Telephone: (803) 808-2043 • fax: (803) 808-2048

Site Activity Summary

UST Permit #: 08932
Facility Name: Heath Self Service
County: Sumter
Field Personnel: Brian Owen, Chris Lashley, Alex Wolfson

Midlands Environmental Consultants, Inc.
235-B Dooley Road, Lexington, SC 29073
(803) 808-2043 fax: 808-2048

Sample ID	Sampled?	Date	Time	Screened Interval	Depth to Product (ft)	Depth to Water (ft)	Product Thickness (ft)	# Gals. Purged	Comments
MW-1R	Y	9/2/10	12:35	12-22	***	16.70	***	***	Odor
MW-2	Y	9/2/10	12:45	14-24	***	16.59	***	***	Odor
MW-3	Y	9/2/10	12:30	14-24	***	18.32	***	***	Odor
MW-4	Y	9/2/10	12:00	14-24	***	14.33	***	***	Odor
MW-5	Y	9/2/10	12:22	40-45	***	16.65	***	14.0	No Odor
MW-6	Y	9/2/10	12:35	12-22	***	15.74	***	***	Odor, well cap missing, pvc is flush w/ ground.
MW-7	Y	9/2/10	11:30	12-22	***	16.57	***	***	Odor; Three Bolts Added
MW-8	Y	9/2/10	11:40	13-23	***	17.45	***	***	No Odor
MW-9	Y	9/2/10	11:39	13-23	***	16.35	***	***	Odor
MW-10	N	***	***	13-23	16.33	16.34	0.01	***	Free Phase Product
MW-11R	Y	9/2/10	11:20	12-22	***	15.59	***	***	Odor
MW-12	Y	9/2/10	12:40	10-20	***	17.13	***	***	Odor
MW-13	Y	9/2/10	11:45	13-23	***	17.96	***	***	No Odor
MW-14	Y	9/2/10	9:45	10-20	***	12.51	***	***	No Odor
MW-15	Y	9/2/10	10:10	8-18	***	11.05	***	***	No Odor
								14.0	**TOTAL GALLONS PURGED**

Site Activity Summary

UST Permit #: 08932
Facility Name: Heath Self Service
County: Sumter
Field Personnel: Brian Owen, Chris Lashley, Alex Wolfson

Midlands Environmental Consultants, Inc.
235-B Dooley Road, Lexington, SC 29073
(803) 808-2043 fax: 808-2048

Sample ID	Sampled?	Date	Time	Screened Interval	Depth to Product (ft)	Depth to Water (ft)	Product Thickness (ft)	# Gals. Purged	Comments
MW-16	Y	9/2/10	11:20	10-20	***	12.7012.64	***	***	No Odor
MW-17R	Y	9/2/10	9:55	10-20	***	13.05	***	***	Odor
MW-18	Y	9/2/10	10:00	10-20	***	4.30	***	***	No Odor
MW-19	Y	9/2/10	9:30	13-23	***	3.11	***	5.0	Odor
MW-20	Y	9/2/10	9:10	3-13	***	26.35	***	***	Odor
MW-21	N	9/2/10	***	3-8	***	***	***	***	Not Located. Overgrown Grass/bush, buried.
MW-22	N	9/2/10	***	3-8	***	***	***	***	Not Located. Overgrown Grass/bush, buried.
MW-23	N	9/2/10	***	13-23	***	***	***	***	Not Located. Overgrown Grass/bush, buried.
MW-24	N	9/2/10	***	13-23	***	***	***	***	Not Located. Overgrown Grass/bush, buried.
MW-25	Y	9/2/10	9:40	6-16	***	9.80	***	***	No Odor
MW-26	N	9/2/10	***	5-15	***	***	***	***	Not Located. Not on Map.
MW-27	N	9/2/10	***	6-16	***	***	***	***	Not Located. Overgrown Grass/bush, buried.
MW-28	Y	9/2/10	9:05	2-12	***	5.65	***	***	No Odor: Stick-Up 2.15 feet
TFR-1	N	9/2/10	***	TD: 25.00	***	16.31	***	***	Gauged Only
TFR-2	N	9/2/10	***	TD: 25.00	***	16.80	***	***	Gauged Only
								19.0	**TOTAL GALLONS PURGED**

Site Activity Summary

UST Permit #: 08932
Facility Name: Heath Self Service
County: Sumter
Field Personnel: Brian Owen, Chris Lashley, Alex Wolfson

Midlands Environmental Consultants, Inc.
235-B Dooley Road, Lexington, SC 29073
(803) 808-2043 fax: 808-2048

Sample ID	Sampled?	Date	Time	Screened Interval	Depth to Product (ft)	Depth to Water (ft)	Product Thickness (ft)	# Gals. Purged	Comments
TFR-3	N	9/2/10	***	TD: 25.00	16.79	16.88	0.09	***	Gauged Only
TFR-4	N	9/2/10	***	TD: 17.00	16.65	16.70	0.05	***	Gauged Only
TFR-5	N	9/2/10	***	TD: 25.00	***	0.30	***	***	Gauged Only
TFR-6	N	9/2/10	***	TD: 25.00	***	16.65	***	***	Gauged Only
TFR-7	N	9/2/10	***	TD: 25.00	16.55	16.57	0.02	***	Gauged Only
TFR-8	N	9/2/10	***	TD: 25.00	***	16.65	***	***	Gauged Only
TFR-9	N	9/2/10	***	TD: 25.00	***	15.84	***	***	Gauged Only
TFR-10	N	9/2/10	***	TD: 18.00	***	15.19	***	***	Gauged Only
TFR-11	N	9/2/10	***	TD: 26.00	***	15.28	***	***	Gauged Only
TFR-12	N	9/2/10	***	TD: 20.00	15.24	16.15	0.91	***	Gauged Only
								14.0	TOTAL GALLONS PURGED

South Carolina Department of Health and Environmental Control
Bureau of Land and Waste Management Underground Storage Tank Program

Field Data Information Sheet for Groundwater Sampling

Date (mm/dd/yy): 9/2/2010

Field Personnel: Brian Owen, Alex Wolfson, and Chris Lashley

General Weather Conditions: Sunny

Ambient Air Temperature: 28.0 °C

Quality Assurance

pH Meter	YSI Model 550A	Conductivity Meter	
serial no.	02A0831	serial no.	02A0831
pH=4.0		standard	X
pH=7.0	X	standard	
pH=10.0		standard	

Chain of Custody

Relinquished by Date/Time Received by Date/Time

Facility Name: Heath Self Service

Site ID#: 08932 **Monitoring Well #** MW-5

Water Supply Well **Public** _____ **Private** _____

Monitoring Well Diameter (D): 2 inches

Conversion Factor (C): 3.14 x $(D/2)^2$ for a 2 inch well C=0.163
for a 4 inch well C=0.652

* Free Product Thickness:				feet
Depth to Free Product (DFP)				feet
Depth to Ground Water (DGW)	16.65			feet
Total Well Depth (TWD)	45			feet
Length of the water column (LWC=TWD-DGW)			28.35	feet
1 casing volume (CV=LWC X C)=	____ X	0.163	4.62	gallons
3 casing volume (3 X CV)=		3	13.86	gallons

Total Volume of Water Purged Before Sampling 14.5 gals.

*If free product is present over 1/8 inch, sampling will not be required.

Cumulative Volume Purged (gallons)	Inital	1st Vol	2nd Vol	3rd Vol	4th Vol	5th Vol	Post Sampling	
Time (military)	12:04	12:22						
pH (s.u.)	5.65	6.08						
Specific Conductivity (µmhos/cm)	44.6	35.2						
Water Temperature (°C)	27.4	24.2						
Dissolved Oxygen	0.60	3.30						
PID readings, if required								

Remarks: Sample Time: 12:22

South Carolina Department of Health and Environmental Control
Bureau of Land and Waste Management Underground Storage Tank Program

Field Data Information Sheet for Groundwater Sampling

Date (mm/dd/yy): 9/2/2010

Field Personnel: Brian Owen, Alex Wolfson, and Chris Lashley

General Weather Conditions: Sunny

Ambient Air Temperature: 28.0 °C

Quality Assurance

pH Meter	YSI Model 550A	Conductivity Meter	
serial no.	02A0831	serial no.	02A0831
pH=4.0		standard	X
pH=7.0	X	standard	
pH=10.0		standard	

Chain of Custody

Relinquished by Date/Time Received by Date/Time

Facility Name: Heath Self Service

Site ID#: 08932 **Monitoring Well #** MW-19

Water Supply Well **Public** _____ **Private** _____

Monitoring Well Diameter (D): 2 inches

Conversion Factor (C): 3.14 x $(D/2)^2$ for a 2 inch well C=0.163
for a 4 inch well C=0.652

* Free Product Thickness:				feet
Depth to Free Product (DFP)				feet
Depth to Ground Water (DGW)	4.30			feet
Total Well Depth (TWD)	23			feet
Length of the water column (LWC=TWD-DGW)			18.7	feet
1 casing volume (CV=LWC X C)=	____ X	0.163	3.05	gallons
3 casing volume (3 X CV)=		3	9.14	gallons

Total Volume of Water Purged Before Sampling 5 gals.

*If free product is present over 1/8 inch, sampling will not be required.

Cumulative Volume Purged (gallons)	Inital	1st Vol	2nd Vol	3rd Vol	4th Vol	5th Vol	Post Sampling	
Time (military)	9:20	9:25						
pH (s.u.)	5.47	6.10						
Specific Conductivity (µmhos/cm)	34.0	37.3						
Water Temperature (°C)	23.5	21.7						
Dissolved Oxygen	0.88	1.59						
PID readings, if required								

Remarks: Sample Time: 9:25 Dry at 5 Gallons

Pace Analytical®
www.pacelabs.com

CHAIN-OF-CUSTODY / Analytical Request Document

The Chain-of-Custody is a LEGAL DOCUMENT. All relevant fields must be completed accurately.

Page: 1 of 3

1378264

Section A Required Client Information:

Company:	SCDHEC UST
Address:	2600 Bull Street Columbia SC 29201
Email To:	
Phone:	(803)896-6280
Fax:	(803)896-[illegible]
Requested Due Date/TAT:	

Section B Required Project Information:

Report To:	D. Thoma
Copy To:	
Purchase Order No.:	719457
Project Name:	Heath Self Sewer
Project Number:	08932/CA# 39008

Section C Invoice Information:

Attention:	Finance (D. Thoma)
Company Name:	SCDHEC UST
Address:	
Pace Quote Reference:	
Pace Project Manager:	Renee Spencer
Pace Profile #:	

REGULATORY AGENCY

☐ NPDES ☐ GROUND WATER ☐ DRINKING WATER
☑ UST ☐ RCRA ☐ OTHER _____

Site Location STATE: SC

Section D Required Client Information

Matrix Codes MATRIX / CODE

Drinking Water	DW
Water	WT
Waste Water	WW
Product	P
Soil/Solid	SL
Oil	OL
Wipe	WP
Air	AR
Tissue	TS
Other	OT

SAMPLE ID (A-Z, 0-9 / ,-) Sample IDs MUST BE UNIQUE

Requested Analysis Filtered (Y/N)

ITEM #	SAMPLE ID	MATRIX CODE (see valid codes to left)	SAMPLE TYPE (G=GRAB C=COMP)	COLLECTED COMPOSITE START DATE	COLLECTED COMPOSITE START TIME	COLLECTED COMPOSITE END/GRAB DATE	COLLECTED COMPOSITE END/GRAB TIME	SAMPLE TEMP AT COLLECTION	# OF CONTAINERS	Unpreserved	H_2SO_4	HNO_3	HCl	NaOH	$Na_2S_2O_3$	Methanol	Other	Analysis Test (Y/N)	BTEX, Alk, pH, MBE (SM13)	1,2 DCA, 8 Oxygenates (8260B)	EDB (8011)	Residual Chlorine (Y/N)	Pace Project No./ Lab I.D.
1	MW-1R	WT	G			9-2-10	1235		6				6						X	X	X		Odor
2	MW-2						1245												X	X	X		Odor
3	MW-3						1250												X	X	X		Odor
4	MW-4						1200												X	X	X		Odor
5	MW-5						1222												X	X	X		No Odor
6	MW-6						1235												X	X	X		Odor
7	MW-7						1130												X	X	X		Odor
8	MW-8						1140												X	X	X		No Odor
9	MW-9						1135												X	X	X		Odor
10	MW-10						—												X	X	X		No Sample
11	MW-11R						1120												X	X	X		Odor
12	MW-12						1240												X	X	X		Odor

ADDITIONAL COMMENTS	RELINQUISHED BY / AFFILIATION	DATE	TIME	ACCEPTED BY / AFFILIATION	DATE	TIME	SAMPLE CONDITIONS
Request "T" Value	[signature]	9-4-10	10:17	G Moody - Pace	9-4-10	10:17	

2

SAMPLER NAME AND SIGNATURE

PRINT Name of SAMPLER: Alex Wolfram

SIGNATURE of SAMPLER: [signature]

DATE Signed (MM/DD/YY): 9-2-10

Temp in °C | Received on Ice (Y/N) | Custody Sealed Cooler (Y/N) | Samples Intact (Y/N)

*Important Note: By signing this form you are accepting Pace's NET 30 day payment terms and agreeing to late charges of 1.5% per month for any invoices not paid within 30 days.

F-ALL-Q-020rev.07, 15-May-2007

CHAIN-OF-CUSTODY / Analytical Request Document

The Chain-of-Custody is a LEGAL DOCUMENT. All relevant fields must be completed accurately.

Pace Analytical® www.pacelabs.com

Page: 2 of 3

1378266

Section A Required Client Information:	Section B Required Project Information:	Section C Invoice Information:
Company: SCDHEC - UST	Report To: D. Thoma	Attention: Finance (D. Thoma)
Address: 2600 Bull Street Columbia SC 29201	Copy To:	Company Name: SCDHEC - UST
Email To:	Purchase Order No.: 7194159	Address:
Phone: (803) 896-6240 Fax: (803) 896-6245	Project Name: Heath Self Serve	Pace Quote Reference:
Requested Due Date/TAT:	Project Number: 05752 / FACID 3208	Pace Project Manager: Renee Spencer
		Pace Profile #:

REGULATORY AGENCY

☐ NPDES ☐ GROUND WATER ☐ DRINKING WATER

☑ UST ☐ RCRA ☐ OTHER _____

Site Location STATE: SC

Section D Required Client Information

SAMPLE ID (A-Z, 0-9 / ,-) Sample IDs MUST BE UNIQUE

Matrix Codes MATRIX / CODE

Drinking Water	DW
Water	WT
Waste Water	WW
Product	P
Soil/Solid	SL
Oil	OL
Wipe	WP
Air	AR
Tissue	TS
Other	OT

Requested Analysis Filtered (Y/N)

ITEM #	SAMPLE ID	MATRIX CODE (see valid codes to left)	SAMPLE TYPE (G=GRAB C=COMP)	COLLECTED: COMPOSITE START DATE	COMPOSITE START TIME	COMPOSITE END/GRAB DATE	COMPOSITE END/GRAB TIME	SAMPLE TEMP AT COLLECTION	# OF CONTAINERS	Preservatives: Unpreserved	H_2SO_4	HNO_3	HCl	NaOH	$Na_2S_2O_3$	Methanol	Other	Analysis Test Y/N	EPA 8260 (BTEX, MTBE, 2 oxygenates, 1,2 EDC, EDB)	EPA 8011 (EDB)	Residual Chlorine (Y/N)	Pace Project No./ Lab I.D.
1	MW-15	GW	G			9-2-10	1145		6				6						X	X	X		No Odor
2	MW-14						945												X	X	X		No Odor
3	MW-13						1010												X	X	X		No Odor
4	MW-16						1120												X	X	X		No Odor
5	MW-17R						955												X	X	X		Odor
6	MW-18						1000												X	X	X		No Odor
7	MW-11						950												X	X	X		Odor
8	MW-20						910												X	X	X		Odor
9	MW-21																		X	X	X		No Sample
10	MW-22																		X	X	X		No Sample
11	MW-23																		X	X	X		No Sample
12	MW-24																		X	X	X		No Sample

ADDITIONAL COMMENTS	RELINQUISHED BY / AFFILIATION	DATE	TIME	ACCEPTED BY / AFFILIATION	DATE	TIME	SAMPLE CONDITIONS
Request "J" Value	[signature]	9-4-10	10:17	B Moody - Pace	9-4-10	10:17	

2

SAMPLER NAME AND SIGNATURE

PRINT Name of SAMPLER: Alex Worthen

SIGNATURE of SAMPLER: [signature] DATE Signed (MM/DD/YY): 9-2-10

Temp in °C	Received on Ice (Y/N)	Custody Sealed Cooler (Y/N)	Samples Intact (Y/N)

*Important Note: By signing this form you are accepting Pace's NET 30 day payment terms and agreeing to late charges of 1.5% per month for any invoices not paid within 30 days.

Pace Analytical®
www.pacelabs.com

CHAIN-OF-CUSTODY / Analytical Request Document

The Chain-of-Custody is a LEGAL DOCUMENT. All relevant fields must be completed accurately.

Page: 3 of 3

1378265

Section A Required Client Information:	Section B Required Project Information:	Section C Invoice Information:
Company: SCDHEC-UST	Report To: D. Thomas	Attention: Finance (P. Thomas)
Address: 2600 Bull Street Columbia SC 29201	Copy To:	Company Name: SCDHEC-UST
		Address:
Email To:	Purchase Order No.: 719459	Pace Quote Reference:
Phone: (803) 896-[illegible] Fax: (803) 896-[illegible]	Project Name: Heath Self Serve	Pace Project Manager: Renee Spencer
Requested Due Date/TAT:	Project Number: 08932/CA#39008	Pace Profile #:

REGULATORY AGENCY

☐ NPDES ☐ GROUND WATER ☐ DRINKING WATER
☑ UST ☐ RCRA ☐ OTHER _____

Site Location STATE: SC

Section D Required Client Information

SAMPLE ID (A-Z, 0-9 / ,-) Sample IDs MUST BE UNIQUE

Matrix Codes MATRIX / CODE: Drinking Water DW, Water WT, Waste Water WW, Product P, Soil/Solid SL, Oil OL, Wipe WP, Air AR, Tissue TS, Other OT

Requested Analysis Filtered (Y/N)

ITEM #	SAMPLE ID	MATRIX CODE (see valid codes to left)	SAMPLE TYPE (G=GRAB C=COMP)	COLLECTED COMPOSITE START DATE	COLLECTED COMPOSITE START TIME	COLLECTED COMPOSITE END/GRAB DATE	COLLECTED COMPOSITE END/GRAB TIME	SAMPLE TEMP AT COLLECTION	# OF CONTAINERS	Unpreserved	H_2SO_4	HNO_3	HCl	NaOH	$Na_2S_2O_3$	Methanol	Other	Analysis Test (Y/N)	BTEX, Naph, MTBE (8260B)	1,2 DCA, 1,2 oxy freeze (8260)	EDB (8011)	Residual Chlorine (Y/N)	Pace Project No./ Lab I.D.
1	MW-25	WT	G			9-2-10	9:40		6				6						x	x	x		No Odor
2	~~[illegible]~~ MW-27	↓	↓			↓	—		↓				↓						x	x	x		No Sample
3	MW-28	↓	↓			↓	905		↓				↓						x	x	x		No Odor
4																							
5																							
6																							
7																							
8																							
9																							
10																							
11																							
12																							

ADDITIONAL COMMENTS	RELINQUISHED BY / AFFILIATION	DATE	TIME	ACCEPTED BY / AFFILIATION	DATE	TIME	SAMPLE CONDITIONS
Request "T" Value	[signature]	9-8-10	10:17	G Moody - Pace	9-4-10	10:17	

2

SAMPLER NAME AND SIGNATURE

PRINT Name of SAMPLER: Alex Wolfson

SIGNATURE of SAMPLER: [signature]

DATE Signed (MM/DD/YY): 9-2-10

Temp in °C | Received on Ice (Y/N) | Custody Sealed Cooler (Y/N) | Samples Intact (Y/N)

*Important Note: By signing this form you are accepting Pace's NET 30 day payment terms and agreeing to late charges of 1.5% per month for any invoices not paid within 30 days.

F-ALL-Q-020rev.07, 15-May-2007

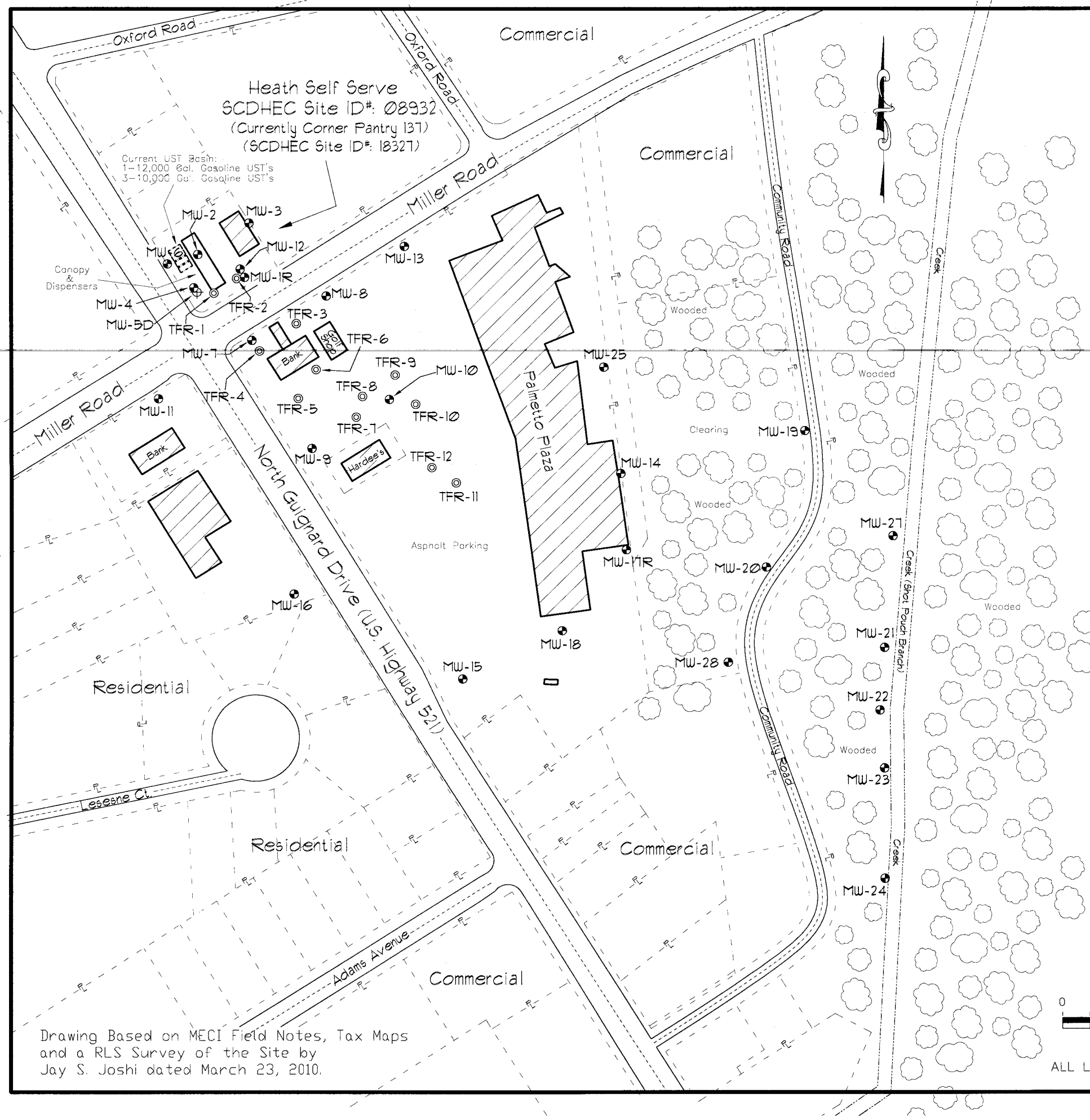

Explanation:

- Location of Water Table Bracketing Monitoring Well
- Location of 4-inch Recovery Well
- Location of Double Cased Monitoring Well
- Estimated Location of Existing Underground Storage Tanks
- Property Line

Groundwater Elevation Data

Well #	Date Sampled	Depth to Water (feet)	Well Head Elevation	Groundwater Elevation
MW-1R	3/17/10	16.51	171.85	155.34
MW-11R	3/17/10	15.19	170.33	155.14
MW-17R	3/17/10	11.73	163.81	152.08
MW-19	3/17/10	3.38	149.34	145.96
MW-28	3/17/10	4.81	153.73	148.92

Notes:

Depth to groundwater measured on March 17, 2010.

COC Concentration Data

Sample #	Benzene (ug/l)	Toluene (ug/l)	Ethylbenzene (ug/l)	Total Xylenes (ug/l)	Total BTEX (ug/l)	MTBE (ug/l)	Napthalene (ug/l)
MW-1R	2,840	34,800	5,860	28,500	72,000	<250	829
MW-11R	13.0	70.2	36.3	175	294.5	<5.0	<5.0
MW-17R	4,450	6,450	919	3,670	15,489	198	164
MW-19	134	<5.0	<5.0	<10.0	134	12.7	5.0
MW-28	<5.0	<5.0	<5.0	<10.0	BDL	<5.0	<5.0

Notes: Groundwater samples collected on March 17, 2010.
BDL = Below Detection Limits

Site Features

Heath Self Serve
Sumter, South Carolina
SCDHEC Site ID 08932

Midlands Environmental Consultants, Inc.

JOB NO. 10-2691
DATE April 14, 2010
FIGURE 3

Midlands
Environmental
Consultants, Inc.

September 7, 2010

Re: Treatment of Purge Water
Heath Self Service
Sumter, South Carolina
SCDHEC Site ID Number 08932
MECI Project Number 10-2893

To Whom It May Concern;

Midlands Environmental Consultants, Inc. is providing the following letter as certification that treatment of the referenced purge water complied with the conditions of "Proposed Conditions for Use of Portable Activated Carbon Units for the Treatment of Small Volumes of Petroleum Hydrocarbon Contaminated Groundwater", as described in the following:

Applicability:

Groundwater treated was obtained as a result development of wells and sampling.

Conditions:

1. The purge/bail water from all wells is mixed before usage of the Activated Carbon Unit.
2. No free-product was detected in any of the purge water drums.
3. Analytical results of from well sampling show average concentrations of petroleum hydrocarbon constituents less than 5000 parts per billion (ppb) Benzene and less than 20,000 ppb total BTEX.
4. The existing carbon pack will be replaced/reactivated every 5,000 gallons.
5. Record of usage is maintained by Contractor.
6. Any and all recommendations and conditions issued by the Manufacturer have been adhered to.
7. Any and all recommendations and conditions (even on a site by site basis) issued by the SCDHEC must be adhered to.

All purge waters were treated on-site using an up-flow treatment drum loaded with 30 pounds of activated carbon. Carbon will be loaded to a maximum of 3 pounds of total organic compounds or 5,000 gallons of development/purge water, whichever occurs first.

Post Office Box 854, Lexington SC 29071 • 235-B Dooley Road, Lexington, SC 29073
Telephone: (803) 808-2043 • fax: (803) 808-2048

Heath Self Serve
Sumter, SC

September 7, 2010

A total of 19.0 gallons were treated on September 2, 2010 at the referenced site.

Midlands Environmental also tracks cumulative organic compounds adsorbed on the activated carbon to ensure the capacity of carbon mass is not over-charged. This data is available upon request.

Should you have any questions or comments, please contact the undersigned.

Sincerely,
Midlands Environmental Consultants, Inc.



Brian Owen
Field Technician

Pace Analytical®
www.pacelabs.com

Pace Analytical Services, Inc.
2225 Riverside Dr.
Asheville, NC 28804
(828)254-7176

Pace Analytical Services, Inc.
9800 Kincey Ave. Suite 100
Huntersville, NC 28078
(704)875-9092

September 10, 2010

Ms. Debra Thoma
SCDHEC
UST Program
2600 Bull Street
Columbia, SC 29201



RE: Project: Heath Self Serve 08932
Pace Project No.: 9276968

Dear Ms. Thoma:
Enclosed are the analytical results for sample(s) received by the laboratory on September 03, 2010. The results relate only to the samples included in this report. Results reported herein conform to the most current NELAC standards, where applicable, unless otherwise narrated in the body of the report.

Inorganic Wet Chemistry and Metals analyses were performed at our Pace Asheville laboratory and Organic testing was performed at our Pace Huntersville laboratory unless otherwise footnoted. All Microbiological analyses were performed at the laboratory where the samples were received.

If you have any questions concerning this report, please feel free to contact me.

Sincerely,

Renee Spencer

Renee Spencer

renee.spencer@pacelabs.com
Project Manager

Enclosures

This report shall not be reproduced, except in full,
without the written consent of Pace Analytical Services, Inc..

ACCREDITED IN ACCORDANCE WITH nelac

Pace Analytical®
www.pacelabs.com

Pace Analytical Services, Inc.
2225 Riverside Dr.
Asheville, NC 28804
(828)254-7176

Pace Analytical Services, Inc.
9800 Kincey Ave. Suite 100
Huntersville, NC 28078
(704)875-9092

CERTIFICATIONS

Project: Heath Self Serve 08932
Pace Project No.: 9276968

Charlotte Certification IDs
9800 Kincey Ave. Ste 100, Huntersville, NC 28078
Louisiana/LELAP Certification #: 04034
New Jersey Certification #: NC012
North Carolina Drinking Water Certification #: 37706
North Carolina Field Services Certification #: 5342
North Carolina Wastewater Certification #: 12
Pennsylvania Certification #: 68-00784
South Carolina Certification #: 99006001
South Carolina Drinking Water Cert. #: 99006003
Virginia Certification #: 00213
Connecticut Certification #: PH-0104
Florida/NELAP Certification #: E87627
Kentucky UST Certification #: 84
Louisiana DHH Drinking Water # LA 100031

This report shall not be reproduced, except in full,
without the written consent of Pace Analytical Services, Inc..

ACCREDITED IN ACCORDANCE WITH nelac

Pace Analytical
www.pacelabs.com

Pace Analytical Services, Inc.
2225 Riverside Dr.
Asheville, NC 28804
(828)254-7176

Pace Analytical Services, Inc.
9800 Kincey Ave. Suite 100
Huntersville, NC 28078
(704)875-9092

SAMPLE SUMMARY

Project: Heath Self Serve 08932
Pace Project No.: 9276968

Lab ID	Sample ID	Matrix	Date Collected	Date Received
9276968001	MW-1R	Water	09/02/10 12:35	09/03/10 15:10
9276968002	MW-2	Water	09/02/10 12:45	09/03/10 15:10
9276968003	MW-3	Water	09/02/10 12:30	09/03/10 15:10
9276968004	MW-4	Water	09/02/10 12:00	09/03/10 15:10
9276968005	MW-5	Water	09/02/10 12:22	09/03/10 15:10
9276968006	MW-6	Water	09/02/10 12:35	09/03/10 15:10
9276968007	MW-7	Water	09/02/10 11:30	09/03/10 15:10
9276968008	MW-8	Water	09/02/10 11:40	09/03/10 15:10
9276968009	MW-9	Water	09/02/10 11:39	09/03/10 15:10
9276968010	MW-11R	Water	09/02/10 11:20	09/03/10 15:10
9276968011	MW-12	Water	09/02/10 12:40	09/03/10 15:10
9276968012	MW-13	Water	09/02/10 11:45	09/03/10 15:10
9276968013	MW-14	Water	09/02/10 09:45	09/03/10 15:10
9276968014	MW-15	Water	09/02/10 10:10	09/03/10 15:10
9276968015	MW-16	Water	09/02/10 11:20	09/03/10 15:10
9276968016	MW-17R	Water	09/02/10 09:55	09/03/10 15:10
9276968017	MW-18	Water	09/02/10 10:00	09/03/10 15:10
9276968018	MW-19	Water	09/02/10 09:30	09/03/10 15:10
9276968019	MW-20	Water	09/02/10 09:10	09/03/10 15:10
9276968020	MW-25	Water	09/02/10 09:40	09/03/10 15:10
9276968021	MW-28	Water	09/02/10 09:05	09/03/10 15:10

This report shall not be reproduced, except in full,
without the written consent of Pace Analytical Services, Inc..

ACCREDITED IN ACCORDANCE WITH nelac

Pace Analytical®
www.pacelabs.com

Pace Analytical Services, Inc.
2225 Riverside Dr.
Asheville, NC 28804
(828)254-7176

Pace Analytical Services, Inc.
9800 Kincey Ave. Suite 100
Huntersville, NC 28078
(704)875-9092

SAMPLE ANALYTE COUNT

Project: Heath Self Serve 08932
Pace Project No.: 9276968

Lab ID	Sample ID	Method	Analysts	Analytes Reported
9276968001	MW-1R	EPA 8011	RES	2
		EPA 8260	KJM	21
9276968002	MW-2	EPA 8011	RES	2
		EPA 8260	KJM	21
9276968003	MW-3	EPA 8011	RES	2
		EPA 8260	KJM	21
9276968004	MW-4	EPA 8011	RES	2
		EPA 8260	KJM	21
9276968005	MW-5	EPA 8011	RES	2
		EPA 8260	KJM	21
9276968006	MW-6	EPA 8011	RES	2
		EPA 8260	KJM	21
9276968007	MW-7	EPA 8011	RES	2
		EPA 8260	KJM	21
9276968008	MW-8	EPA 8011	RES	2
		EPA 8260	KJM	21
9276968009	MW-9	EPA 8011	RES	2
		EPA 8260	KJM	21
9276968010	MW-11R	EPA 8011	RES	2
		EPA 8260	KJM	21
9276968011	MW-12	EPA 8011	RES	2
		EPA 8260	KJM	21
9276968012	MW-13	EPA 8011	RES	2
		EPA 8260	KJM	21
9276968013	MW-14	EPA 8011	RES	2
		EPA 8260	KJM	21
9276968014	MW-15	EPA 8011	RES	2
		EPA 8260	KJM	21
9276968015	MW-16	EPA 8011	RES	2
		EPA 8260	KJM	21
9276968016	MW-17R	EPA 8011	RES	2
		EPA 8260	KJM	21
9276968017	MW-18	EPA 8011	RES	2
		EPA 8260	KJM	21
9276968018	MW-19	EPA 8011	RES	2
		EPA 8260	KJM	21
9276968019	MW-20	EPA 8011	RES	2

This report shall not be reproduced, except in full,
without the written consent of Pace Analytical Services, Inc..

ACCREDITED IN ACCORDANCE WITH nelac

Pace Analytical®
www.pacelabs.com

Pace Analytical Services, Inc.
2225 Riverside Dr.
Asheville, NC 28804
(828)254-7176

Pace Analytical Services, Inc.
9800 Kincey Ave. Suite 100
Huntersville, NC 28078
(704)875-9092

SAMPLE ANALYTE COUNT

Project: Heath Self Serve 08932
Pace Project No.: 9276968

Lab ID	Sample ID	Method	Analysts	Analytes Reported
		EPA 8260	KJM	21
9276968020	**MW-25**	EPA 8011	RES	2
		EPA 8260	KJM	21
9276968021	**MW-28**	EPA 8011	RES	2
		EPA 8260	KJM	21

This report shall not be reproduced, except in full,
without the written consent of Pace Analytical Services, Inc..

ACCREDITED IN ACCORDANCE WITH nelac

Pace Analytical®
www.pacelabs.com

Pace Analytical Services, Inc.
2225 Riverside Dr.
Asheville, NC 28804
(828)254-7176

Pace Analytical Services, Inc.
9800 Kincey Ave. Suite 100
Huntersville, NC 28078
(704)875-9092

ANALYTICAL RESULTS

Project: Heath Self Serve 08932
Pace Project No.: 9276968

Sample: MW-1R **Lab ID: 9276968001** Collected: 09/02/10 12:35 Received: 09/03/10 15:10 Matrix: Water

Parameters	Results	Units	Report Limit	MDL	DF	Prepared	Analyzed	CAS No.	Qual
8011 GCS EDB and DBCP	Analytical Method: EPA 8011 Preparation Method: EPA 8011								
1,2-Dibromoethane (EDB)	**26.3**	ug/L	0.96	0.96	50	09/08/10 15:06	09/09/10 10:45	106-93-4	
1-Chloro-2-bromopropane (S)	0	%	60-140		50	09/08/10 15:06	09/09/10 10:45	301-79-56	S4
8260 MSV Oxygenates	Analytical Method: EPA 8260								
tert-Amyl Alcohol	ND	ug/L	25000	15500	250		09/08/10 05:37	75-85-4	
tert-Amylmethyl ether	ND	ug/L	2500	1120	250		09/08/10 05:37	994-05-8	
Benzene	**3990**	ug/L	1250	300	250		09/08/10 05:37	71-43-2	
3,3-Dimethyl-1-Butanol	ND	ug/L	25000	12000	250		09/08/10 05:37	624-95-3	
tert-Butyl Alcohol	ND	ug/L	25000	6750	250		09/08/10 05:37	75-65-0	
tert-Butyl Formate	ND	ug/L	12500	2250	250		09/08/10 05:37	762-75-4	
1,2-Dichloroethane	ND	ug/L	1250	325	250		09/08/10 05:37	107-06-2	
Diisopropyl ether	ND	ug/L	1250	675	250		09/08/10 05:37	108-20-3	
Ethanol	ND	ug/L	50000	42500	250		09/08/10 05:37	64-17-5	
Ethylbenzene	**5270**	ug/L	1250	275	250		09/08/10 05:37	100-41-4	
Ethyl-tert-butyl ether	ND	ug/L	2500	1150	250		09/08/10 05:37	637-92-3	
Methyl-tert-butyl ether	ND	ug/L	1250	500	250		09/08/10 05:37	1634-04-4	
Naphthalene	ND	ug/L	1250	725	250		09/08/10 05:37	91-20-3	
Toluene	**33200**	ug/L	1250	450	250		09/08/10 05:37	108-88-3	
Xylene (Total)	**24600**	ug/L	2500	675	250		09/08/10 05:37	1330-20-7	
m&p-Xylene	**17000**	ug/L	2500	675	250		09/08/10 05:37	179601-23-1	
o-Xylene	**7650**	ug/L	1250	425	250		09/08/10 05:37	95-47-6	
Dibromofluoromethane (S)	99	%	70-130		250		09/08/10 05:37	1868-53-7	
Toluene-d8 (S)	98	%	70-130		250		09/08/10 05:37	2037-26-5	
4-Bromofluorobenzene (S)	101	%	70-130		250		09/08/10 05:37	460-00-4	
1,2-Dichloroethane-d4 (S)	99	%	70-130		250		09/08/10 05:37	17060-07-0	

REPORT OF LABORATORY ANALYSIS

This report shall not be reproduced, except in full,
without the written consent of Pace Analytical Services, Inc..

ACCREDITED IN ACCORDANCE WITH nelac

Pace Analytical
www.pacelabs.com

Pace Analytical Services, Inc.
2225 Riverside Dr.
Asheville, NC 28804
(828)254-7176

Pace Analytical Services, Inc.
9800 Kincey Ave. Suite 100
Huntersville, NC 28078
(704)875-9092

ANALYTICAL RESULTS

Project: Heath Self Serve 08932
Pace Project No.: 9276968

Sample: MW-2 **Lab ID: 9276968002** Collected: 09/02/10 12:45 Received: 09/03/10 15:10 Matrix: Water

Parameters	Results	Units	Report Limit	MDL	DF	Prepared	Analyzed	CAS No.	Qual
8011 GCS EDB and DBCP	Analytical Method: EPA 8011 Preparation Method: EPA 8011								
1,2-Dibromoethane (EDB)	ND	ug/L	0.019	0.019	1	09/08/10 16:58	09/09/10 01:28	106-93-4	
1-Chloro-2-bromopropane (S)	107	%	60-140		1	09/08/10 16:58	09/09/10 01:28	301-79-56	
8260 MSV Oxygenates	Analytical Method: EPA 8260								
tert-Amyl Alcohol	ND	ug/L	200	124	2		09/08/10 05:55	75-85-4	
tert-Amylmethyl ether	ND	ug/L	20.0	9.0	2		09/08/10 05:55	994-05-8	
Benzene	**133**	ug/L	10.0	2.4	2		09/08/10 05:55	71-43-2	
3,3-Dimethyl-1-Butanol	ND	ug/L	200	96.0	2		09/08/10 05:55	624-95-3	
tert-Butyl Alcohol	ND	ug/L	200	54.0	2		09/08/10 05:55	75-65-0	
tert-Butyl Formate	ND	ug/L	100	18.0	2		09/08/10 05:55	762-75-4	
1,2-Dichloroethane	ND	ug/L	10.0	2.6	2		09/08/10 05:55	107-06-2	
Diisopropyl ether	ND	ug/L	10.0	5.4	2		09/08/10 05:55	108-20-3	
Ethanol	ND	ug/L	400	340	2		09/08/10 05:55	64-17-5	
Ethylbenzene	**344**	ug/L	10.0	2.2	2		09/08/10 05:55	100-41-4	
Ethyl-tert-butyl ether	ND	ug/L	20.0	9.2	2		09/08/10 05:55	637-92-3	
Methyl-tert-butyl ether	**39.3**	ug/L	10.0	4.0	2		09/08/10 05:55	1634-04-4	
Naphthalene	**6.5J**	ug/L	10.0	5.8	2		09/08/10 05:55	91-20-3	
Toluene	**230**	ug/L	10.0	3.6	2		09/08/10 05:55	108-88-3	
Xylene (Total)	**465**	ug/L	20.0	5.4	2		09/08/10 05:55	1330-20-7	
m&p-Xylene	**381**	ug/L	20.0	5.4	2		09/08/10 05:55	179601-23-1	
o-Xylene	**84.0**	ug/L	10.0	3.4	2		09/08/10 05:55	95-47-6	
Dibromofluoromethane (S)	102	%	70-130		2		09/08/10 05:55	1868-53-7	
Toluene-d8 (S)	95	%	70-130		2		09/08/10 05:55	2037-26-5	
4-Bromofluorobenzene (S)	98	%	70-130		2		09/08/10 05:55	460-00-4	
1,2-Dichloroethane-d4 (S)	99	%	70-130		2		09/08/10 05:55	17060-07-0	

REPORT OF LABORATORY ANALYSIS

This report shall not be reproduced, except in full,
without the written consent of Pace Analytical Services, Inc..

ACCREDITED IN ACCORDANCE WITH NELAC

Pace Analytical®
www.pacelabs.com

Pace Analytical Services, Inc.
2225 Riverside Dr.
Asheville, NC 28804
(828)254-7176

Pace Analytical Services, Inc.
9800 Kincey Ave. Suite 100
Huntersville, NC 28078
(704)875-9092

ANALYTICAL RESULTS

Project: Heath Self Serve 08932
Pace Project No.: 9276968

Sample: MW-3 **Lab ID: 9276968003** Collected: 09/02/10 12:30 Received: 09/03/10 15:10 Matrix: Water

Parameters	Results	Units	Report Limit	MDL	DF	Prepared	Analyzed	CAS No.	Qual
8011 GCS EDB and DBCP	Analytical Method: EPA 8011 Preparation Method: EPA 8011								
1,2-Dibromoethane (EDB)	ND	ug/L	0.019	0.019	1	09/08/10 16:58	09/09/10 02:29	106-93-4	
1-Chloro-2-bromopropane (S)	103	%	60-140		1	09/08/10 16:58	09/09/10 02:29	301-79-56	
8260 MSV Oxygenates	Analytical Method: EPA 8260								
tert-Amyl Alcohol	ND	ug/L	100	62.0	1		09/09/10 13:15	75-85-4	
tert-Amylmethyl ether	ND	ug/L	10.0	4.5	1		09/09/10 13:15	994-05-8	
Benzene	ND	ug/L	5.0	1.2	1		09/09/10 13:15	71-43-2	
3,3-Dimethyl-1-Butanol	ND	ug/L	100	48.0	1		09/09/10 13:15	624-95-3	
tert-Butyl Alcohol	ND	ug/L	100	27.0	1		09/09/10 13:15	75-65-0	
tert-Butyl Formate	ND	ug/L	50.0	9.0	1		09/09/10 13:15	762-75-4	
1,2-Dichloroethane	ND	ug/L	5.0	1.3	1		09/09/10 13:15	107-06-2	
Diisopropyl ether	ND	ug/L	5.0	2.7	1		09/09/10 13:15	108-20-3	
Ethanol	ND	ug/L	200	170	1		09/09/10 13:15	64-17-5	
Ethylbenzene	ND	ug/L	5.0	1.1	1		09/09/10 13:15	100-41-4	
Ethyl-tert-butyl ether	ND	ug/L	10.0	4.6	1		09/09/10 13:15	637-92-3	
Methyl-tert-butyl ether	ND	ug/L	5.0	2.0	1		09/09/10 13:15	1634-04-4	
Naphthalene	ND	ug/L	5.0	2.9	1		09/09/10 13:15	91-20-3	
Toluene	ND	ug/L	5.0	1.8	1		09/09/10 13:15	108-88-3	
Xylene (Total)	**3.0J**	ug/L	10.0	2.7	1		09/09/10 13:15	1330-20-7	
m&p-Xylene	ND	ug/L	10.0	2.7	1		09/09/10 13:15	179601-23-1	
o-Xylene	ND	ug/L	5.0	1.7	1		09/09/10 13:15	95-47-6	
Dibromofluoromethane (S)	99	%	70-130		1		09/09/10 13:15	1868-53-7	
Toluene-d8 (S)	94	%	70-130		1		09/09/10 13:15	2037-26-5	
4-Bromofluorobenzene (S)	94	%	70-130		1		09/09/10 13:15	460-00-4	
1,2-Dichloroethane-d4 (S)	99	%	70-130		1		09/09/10 13:15	17060-07-0	

This report shall not be reproduced, except in full,
without the written consent of Pace Analytical Services, Inc..

ACCREDITED IN ACCORDANCE WITH nelac

Pace Analytical®
www.pacelabs.com

Pace Analytical Services, Inc.
2225 Riverside Dr.
Asheville, NC 28804
(828)254-7176

Pace Analytical Services, Inc.
9800 Kincey Ave. Suite 100
Huntersville, NC 28078
(704)875-9092

ANALYTICAL RESULTS

Project: Heath Self Serve 08932
Pace Project No.: 9276968

Sample: MW-4 **Lab ID: 9276968004** Collected: 09/02/10 12:00 Received: 09/03/10 15:10 Matrix: Water

Parameters	Results	Units	Report Limit	MDL	DF	Prepared	Analyzed	CAS No.	Qual
8011 GCS EDB and DBCP	Analytical Method: EPA 8011 Preparation Method: EPA 8011								
1,2-Dibromoethane (EDB)	**0.50**	ug/L	0.020	0.020	1	09/08/10 16:58	09/09/10 03:09	106-93-4	
1-Chloro-2-bromopropane (S)	107	%	60-140		1	09/08/10 16:58	09/09/10 03:09	301-79-56	
8260 MSV Oxygenates	Analytical Method: EPA 8260								
tert-Amyl Alcohol	**172**	ug/L	100	62.0	1		09/08/10 00:43	75-85-4	
tert-Amylmethyl ether	**12.0**	ug/L	10.0	4.5	1		09/08/10 00:43	994-05-8	
Benzene	**665**	ug/L	250	60.0	50		09/08/10 15:49	71-43-2	
3,3-Dimethyl-1-Butanol	ND	ug/L	100	48.0	1		09/08/10 00:43	624-95-3	
tert-Butyl Alcohol	ND	ug/L	100	27.0	1		09/08/10 00:43	75-65-0	
tert-Butyl Formate	ND	ug/L	50.0	9.0	1		09/08/10 00:43	762-75-4	
1,2-Dichloroethane	**1.3J**	ug/L	5.0	1.3	1		09/08/10 00:43	107-06-2	
Diisopropyl ether	ND	ug/L	5.0	2.7	1		09/08/10 00:43	108-20-3	
Ethanol	ND	ug/L	200	170	1		09/08/10 00:43	64-17-5	
Ethylbenzene	**358**	ug/L	250	55.0	50		09/08/10 15:49	100-41-4	
Ethyl-tert-butyl ether	ND	ug/L	10.0	4.6	1		09/08/10 00:43	637-92-3	
Methyl-tert-butyl ether	**132**	ug/L	5.0	2.0	1		09/08/10 00:43	1634-04-4	
Naphthalene	**45.9**	ug/L	5.0	2.9	1		09/08/10 00:43	91-20-3	
Toluene	**4280**	ug/L	250	90.0	50		09/08/10 15:49	108-88-3	
Xylene (Total)	**3200**	ug/L	500	135	50		09/08/10 15:49	1330-20-7	
m&p-Xylene	**2180**	ug/L	500	135	50		09/08/10 15:49	179601-23-1	
o-Xylene	**1020**	ug/L	250	85.0	50		09/08/10 15:49	95-47-6	
Dibromofluoromethane (S)	96	%	70-130		1		09/08/10 00:43	1868-53-7	
Toluene-d8 (S)	95	%	70-130		1		09/08/10 00:43	2037-26-5	
4-Bromofluorobenzene (S)	99	%	70-130		1		09/08/10 00:43	460-00-4	
1,2-Dichloroethane-d4 (S)	95	%	70-130		1		09/08/10 00:43	17060-07-0	

This report shall not be reproduced, except in full,
without the written consent of Pace Analytical Services, Inc..

ACCREDITED IN ACCORDANCE WITH nelac

Pace Analytical®
www.pacelabs.com

Pace Analytical Services, Inc.
2225 Riverside Dr.
Asheville, NC 28804
(828)254-7176

Pace Analytical Services, Inc.
9800 Kincey Ave. Suite 100
Huntersville, NC 28078
(704)875-9092

ANALYTICAL RESULTS

Project: Heath Self Serve 08932
Pace Project No.: 9276968

Sample: MW-5 **Lab ID: 9276968005** Collected: 09/02/10 12:22 Received: 09/03/10 15:10 Matrix: Water

Parameters	Results	Units	Report Limit	MDL	DF	Prepared	Analyzed	CAS No.	Qual
8011 GCS EDB and DBCP	Analytical Method: EPA 8011 Preparation Method: EPA 8011								
1,2-Dibromoethane (EDB)	ND	ug/L	0.020	0.020	1	09/08/10 16:58	09/09/10 03:29	106-93-4	
1-Chloro-2-bromopropane (S)	108	%	60-140		1	09/08/10 16:58	09/09/10 03:29	301-79-56	
8260 MSV Oxygenates	Analytical Method: EPA 8260								
tert-Amyl Alcohol	ND	ug/L	100	62.0	1		09/08/10 01:01	75-85-4	
tert-Amylmethyl ether	ND	ug/L	10.0	4.5	1		09/08/10 01:01	994-05-8	
Benzene	ND	ug/L	5.0	1.2	1		09/08/10 01:01	71-43-2	
3,3-Dimethyl-1-Butanol	ND	ug/L	100	48.0	1		09/08/10 01:01	624-95-3	
tert-Butyl Alcohol	ND	ug/L	100	27.0	1		09/08/10 01:01	75-65-0	
tert-Butyl Formate	ND	ug/L	50.0	9.0	1		09/08/10 01:01	762-75-4	
1,2-Dichloroethane	ND	ug/L	5.0	1.3	1		09/08/10 01:01	107-06-2	
Diisopropyl ether	ND	ug/L	5.0	2.7	1		09/08/10 01:01	108-20-3	
Ethanol	ND	ug/L	200	170	1		09/08/10 01:01	64-17-5	
Ethylbenzene	ND	ug/L	5.0	1.1	1		09/08/10 01:01	100-41-4	
Ethyl-tert-butyl ether	ND	ug/L	10.0	4.6	1		09/08/10 01:01	637-92-3	
Methyl-tert-butyl ether	**29.0**	ug/L	5.0	2.0	1		09/08/10 01:01	1634-04-4	
Naphthalene	**4.8J**	ug/L	5.0	2.9	1		09/08/10 01:01	91-20-3	
Toluene	**4.0J**	ug/L	5.0	1.8	1		09/08/10 01:01	108-88-3	
Xylene (Total)	**7.1J**	ug/L	10.0	2.7	1		09/08/10 01:01	1330-20-7	
m&p-Xylene	**4.9J**	ug/L	10.0	2.7	1		09/08/10 01:01	179601-23-1	
o-Xylene	**2.2J**	ug/L	5.0	1.7	1		09/08/10 01:01	95-47-6	
Dibromofluoromethane (S)	95	%	70-130		1		09/08/10 01:01	1868-53-7	
Toluene-d8 (S)	96	%	70-130		1		09/08/10 01:01	2037-26-5	
4-Bromofluorobenzene (S)	98	%	70-130		1		09/08/10 01:01	460-00-4	
1,2-Dichloroethane-d4 (S)	92	%	70-130		1		09/08/10 01:01	17060-07-0	

This report shall not be reproduced, except in full,
without the written consent of Pace Analytical Services, Inc..

ACCREDITED IN ACCORDANCE WITH nelac

Pace Analytical®
www.pacelabs.com

Pace Analytical Services, Inc.
2225 Riverside Dr.
Asheville, NC 28804
(828)254-7176

Pace Analytical Services, Inc.
9800 Kincey Ave. Suite 100
Huntersville, NC 28078
(704)875-9092

ANALYTICAL RESULTS

Project: Heath Self Serve 08932
Pace Project No.: 9276968

Sample: MW-6 **Lab ID: 9276968006** Collected: 09/02/10 12:35 Received: 09/03/10 15:10 Matrix: Water

Parameters	Results	Units	Report Limit	MDL	DF	Prepared	Analyzed	CAS No.	Qual
8011 GCS EDB and DBCP	Analytical Method: EPA 8011 Preparation Method: EPA 8011								
1,2-Dibromoethane (EDB)	ND	ug/L	0.019	0.019	1	09/08/10 16:59	09/09/10 03:49	106-93-4	
1-Chloro-2-bromopropane (S)	100	%	60-140		1	09/08/10 16:59	09/09/10 03:49	301-79-56	
8260 MSV Oxygenates	Analytical Method: EPA 8260								
tert-Amyl Alcohol	ND	ug/L	100	62.0	1		09/08/10 01:19	75-85-4	
tert-Amylmethyl ether	ND	ug/L	10.0	4.5	1		09/08/10 01:19	994-05-8	
Benzene	ND	ug/L	5.0	1.2	1		09/08/10 01:19	71-43-2	
3,3-Dimethyl-1-Butanol	ND	ug/L	100	48.0	1		09/08/10 01:19	624-95-3	
tert-Butyl Alcohol	ND	ug/L	100	27.0	1		09/08/10 01:19	75-65-0	
tert-Butyl Formate	ND	ug/L	50.0	9.0	1		09/08/10 01:19	762-75-4	
1,2-Dichloroethane	ND	ug/L	5.0	1.3	1		09/08/10 01:19	107-06-2	
Diisopropyl ether	ND	ug/L	5.0	2.7	1		09/08/10 01:19	108-20-3	
Ethanol	ND	ug/L	200	170	1		09/08/10 01:19	64-17-5	
Ethylbenzene	**2.6J**	ug/L	5.0	1.1	1		09/08/10 01:19	100-41-4	
Ethyl-tert-butyl ether	ND	ug/L	10.0	4.6	1		09/08/10 01:19	637-92-3	
Methyl-tert-butyl ether	ND	ug/L	5.0	2.0	1		09/08/10 01:19	1634-04-4	
Naphthalene	ND	ug/L	5.0	2.9	1		09/08/10 01:19	91-20-3	
Toluene	ND	ug/L	5.0	1.8	1		09/08/10 01:19	108-88-3	
Xylene (Total)	**3.1J**	ug/L	10.0	2.7	1		09/08/10 01:19	1330-20-7	
m&p-Xylene	ND	ug/L	10.0	2.7	1		09/08/10 01:19	179601-23-1	
o-Xylene	ND	ug/L	5.0	1.7	1		09/08/10 01:19	95-47-6	
Dibromofluoromethane (S)	96	%	70-130		1		09/08/10 01:19	1868-53-7	
Toluene-d8 (S)	93	%	70-130		1		09/08/10 01:19	2037-26-5	
4-Bromofluorobenzene (S)	98	%	70-130		1		09/08/10 01:19	460-00-4	
1,2-Dichloroethane-d4 (S)	95	%	70-130		1		09/08/10 01:19	17060-07-0	

This report shall not be reproduced, except in full,
without the written consent of Pace Analytical Services, Inc..

ACCREDITED IN ACCORDANCE WITH nelac

Pace Analytical
www.pacelabs.com

Pace Analytical Services, Inc.
2225 Riverside Dr.
Asheville, NC 28804
(828)254-7176

Pace Analytical Services, Inc.
9800 Kincey Ave. Suite 100
Huntersville, NC 28078
(704)875-9092

ANALYTICAL RESULTS

Project: Heath Self Serve 08932
Pace Project No.: 9276968

Sample: MW-7 **Lab ID: 9276968007** Collected: 09/02/10 11:30 Received: 09/03/10 15:10 Matrix: Water

Parameters	Results	Units	Report Limit	MDL	DF	Prepared	Analyzed	CAS No.	Qual
8011 GCS EDB and DBCP	Analytical Method: EPA 8011 Preparation Method: EPA 8011								
1,2-Dibromoethane (EDB)	**253**	ug/L	9.7	9.7	500	09/08/10 16:59	09/09/10 11:05	106-93-4	
1-Chloro-2-bromopropane (S)	0	%	60-140		500	09/08/10 16:59	09/09/10 11:05	301-79-56	S4
8260 MSV Oxygenates	Analytical Method: EPA 8260								
tert-Amyl Alcohol	ND	ug/L	50000	31000	500		09/08/10 06:32	75-85-4	
tert-Amylmethyl ether	ND	ug/L	5000	2250	500		09/08/10 06:32	994-05-8	
Benzene	**13900**	ug/L	2500	600	500		09/08/10 06:32	71-43-2	
3,3-Dimethyl-1-Butanol	ND	ug/L	50000	24000	500		09/08/10 06:32	624-95-3	
tert-Butyl Alcohol	ND	ug/L	50000	13500	500		09/08/10 06:32	75-65-0	
tert-Butyl Formate	ND	ug/L	25000	4500	500		09/08/10 06:32	762-75-4	
1,2-Dichloroethane	ND	ug/L	2500	650	500		09/08/10 06:32	107-06-2	
Diisopropyl ether	ND	ug/L	2500	1350	500		09/08/10 06:32	108-20-3	
Ethanol	ND	ug/L	100000	85000	500		09/08/10 06:32	64-17-5	
Ethylbenzene	**4790**	ug/L	2500	550	500		09/08/10 06:32	100-41-4	
Ethyl-tert-butyl ether	ND	ug/L	5000	2300	500		09/08/10 06:32	637-92-3	
Methyl-tert-butyl ether	**2720**	ug/L	2500	1000	500		09/08/10 06:32	1634-04-4	
Naphthalene	ND	ug/L	2500	1450	500		09/08/10 06:32	91-20-3	
Toluene	**40500**	ug/L	2500	900	500		09/08/10 06:32	108-88-3	
Xylene (Total)	**30800**	ug/L	5000	1350	500		09/08/10 06:32	1330-20-7	
m&p-Xylene	**21000**	ug/L	5000	1350	500		09/08/10 06:32	179601-23-1	
o-Xylene	**9780**	ug/L	2500	850	500		09/08/10 06:32	95-47-6	
Dibromofluoromethane (S)	95	%	70-130		500		09/08/10 06:32	1868-53-7	
Toluene-d8 (S)	98	%	70-130		500		09/08/10 06:32	2037-26-5	
4-Bromofluorobenzene (S)	100	%	70-130		500		09/08/10 06:32	460-00-4	
1,2-Dichloroethane-d4 (S)	93	%	70-130		500		09/08/10 06:32	17060-07-0	

This report shall not be reproduced, except in full,
without the written consent of Pace Analytical Services, Inc..

ACCREDITED IN ACCORDANCE WITH nelac

Pace Analytical®
www.pacelabs.com

Pace Analytical Services, Inc.
2225 Riverside Dr.
Asheville, NC 28804
(828)254-7176

Pace Analytical Services, Inc.
9800 Kincey Ave. Suite 100
Huntersville, NC 28078
(704)875-9092

ANALYTICAL RESULTS

Project: Heath Self Serve 08932
Pace Project No.: 9276968

Sample: MW-8 **Lab ID: 9276968008** Collected: 09/02/10 11:40 Received: 09/03/10 15:10 Matrix: Water

Parameters	Results	Units	Report Limit	MDL	DF	Prepared	Analyzed	CAS No.	Qual
8011 GCS EDB and DBCP	Analytical Method: EPA 8011 Preparation Method: EPA 8011								
1,2-Dibromoethane (EDB)	**8.8**	ug/L	0.19	0.19	10	09/08/10 16:59	09/09/10 11:26	106-93-4	
1-Chloro-2-bromopropane (S)	0	%	60-140		10	09/08/10 16:59	09/09/10 11:26	301-79-56	S4
8260 MSV Oxygenates	Analytical Method: EPA 8260								
tert-Amyl Alcohol	ND	ug/L	2000	1240	20		09/08/10 06:50	75-85-4	
tert-Amylmethyl ether	ND	ug/L	200	90.0	20		09/08/10 06:50	994-05-8	
Benzene	**1090**	ug/L	100	24.0	20		09/08/10 06:50	71-43-2	
3,3-Dimethyl-1-Butanol	ND	ug/L	2000	960	20		09/08/10 06:50	624-95-3	
tert-Butyl Alcohol	ND	ug/L	2000	540	20		09/08/10 06:50	75-65-0	
tert-Butyl Formate	ND	ug/L	1000	180	20		09/08/10 06:50	762-75-4	
1,2-Dichloroethane	ND	ug/L	100	26.0	20		09/08/10 06:50	107-06-2	
Diisopropyl ether	ND	ug/L	100	54.0	20		09/08/10 06:50	108-20-3	
Ethanol	ND	ug/L	4000	3400	20		09/08/10 06:50	64-17-5	
Ethylbenzene	**749**	ug/L	100	22.0	20		09/08/10 06:50	100-41-4	
Ethyl-tert-butyl ether	ND	ug/L	200	92.0	20		09/08/10 06:50	637-92-3	
Methyl-tert-butyl ether	ND	ug/L	100	40.0	20		09/08/10 06:50	1634-04-4	
Naphthalene	**369**	ug/L	100	58.0	20		09/08/10 06:50	91-20-3	
Toluene	**6930**	ug/L	250	90.0	50		09/08/10 14:54	108-88-3	
Xylene (Total)	**6820**	ug/L	200	54.0	20		09/08/10 06:50	1330-20-7	
m&p-Xylene	**4420**	ug/L	200	54.0	20		09/08/10 06:50	179601-23-1	
o-Xylene	**2390**	ug/L	100	34.0	20		09/08/10 06:50	95-47-6	
Dibromofluoromethane (S)	97	%	70-130		20		09/08/10 06:50	1868-53-7	
Toluene-d8 (S)	97	%	70-130		20		09/08/10 06:50	2037-26-5	
4-Bromofluorobenzene (S)	97	%	70-130		20		09/08/10 06:50	460-00-4	
1,2-Dichloroethane-d4 (S)	97	%	70-130		20		09/08/10 06:50	17060-07-0	

This report shall not be reproduced, except in full,
without the written consent of Pace Analytical Services, Inc..

ACCREDITED IN ACCORDANCE WITH nelac

Pace Analytical®
www.pacelabs.com

Pace Analytical Services, Inc.
2225 Riverside Dr.
Asheville, NC 28804
(828)254-7176

Pace Analytical Services, Inc.
9800 Kincey Ave. Suite 100
Huntersville, NC 28078
(704)875-9092

ANALYTICAL RESULTS

Project: Heath Self Serve 08932
Pace Project No.: 9276968

Sample: MW-9 **Lab ID: 9276968009** Collected: 09/02/10 11:39 Received: 09/03/10 15:10 Matrix: Water

Parameters	Results	Units	Report Limit	MDL	DF	Prepared	Analyzed	CAS No.	Qual
8011 GCS EDB and DBCP	Analytical Method: EPA 8011 Preparation Method: EPA 8011								
1,2-Dibromoethane (EDB)	**612**	ug/L	19.8	19.8	1000	09/08/10 16:59	09/09/10 11:46	106-93-4	
1-Chloro-2-bromopropane (S)	0	%	60-140		1000	09/08/10 16:59	09/09/10 11:46	301-79-56	S4
8260 MSV Oxygenates	Analytical Method: EPA 8260								
tert-Amyl Alcohol	**44900**	ug/L	20000	12400	200		09/08/10 07:09	75-85-4	
tert-Amylmethyl ether	ND	ug/L	2000	900	200		09/08/10 07:09	994-05-8	
Benzene	**14500**	ug/L	1000	240	200		09/08/10 07:09	71-43-2	
3,3-Dimethyl-1-Butanol	ND	ug/L	20000	9600	200		09/08/10 07:09	624-95-3	
tert-Butyl Alcohol	ND	ug/L	20000	5400	200		09/08/10 07:09	75-65-0	
tert-Butyl Formate	ND	ug/L	10000	1800	200		09/08/10 07:09	762-75-4	
1,2-Dichloroethane	**412J**	ug/L	1000	260	200		09/08/10 07:09	107-06-2	
Diisopropyl ether	ND	ug/L	1000	540	200		09/08/10 07:09	108-20-3	
Ethanol	ND	ug/L	40000	34000	200		09/08/10 07:09	64-17-5	
Ethylbenzene	**1630**	ug/L	1000	220	200		09/08/10 07:09	100-41-4	
Ethyl-tert-butyl ether	ND	ug/L	2000	920	200		09/08/10 07:09	637-92-3	
Methyl-tert-butyl ether	ND	ug/L	1000	400	200		09/08/10 07:09	1634-04-4	
Naphthalene	**1150**	ug/L	1000	580	200		09/08/10 07:09	91-20-3	
Toluene	**29500**	ug/L	1000	360	200		09/08/10 07:09	108-88-3	
Xylene (Total)	**21200**	ug/L	2000	540	200		09/08/10 07:09	1330-20-7	
m&p-Xylene	**14100**	ug/L	2000	540	200		09/08/10 07:09	179601-23-1	
o-Xylene	**7040**	ug/L	1000	340	200		09/08/10 07:09	95-47-6	
Dibromofluoromethane (S)	97	%	70-130		200		09/08/10 07:09	1868-53-7	
Toluene-d8 (S)	98	%	70-130		200		09/08/10 07:09	2037-26-5	
4-Bromofluorobenzene (S)	99	%	70-130		200		09/08/10 07:09	460-00-4	
1,2-Dichloroethane-d4 (S)	94	%	70-130		200		09/08/10 07:09	17060-07-0	

This report shall not be reproduced, except in full,
without the written consent of Pace Analytical Services, Inc..

ACCREDITED IN ACCORDANCE WITH nelac

Pace Analytical®
www.pacelabs.com

Pace Analytical Services, Inc.
2225 Riverside Dr.
Asheville, NC 28804
(828)254-7176

Pace Analytical Services, Inc.
9800 Kincey Ave. Suite 100
Huntersville, NC 28078
(704)875-9092

ANALYTICAL RESULTS

Project: Heath Self Serve 08932
Pace Project No.: 9276968

Sample: MW-11R **Lab ID: 9276968010** Collected: 09/02/10 11:20 Received: 09/03/10 15:10 Matrix: Water

Parameters	Results	Units	Report Limit	MDL	DF	Prepared	Analyzed	CAS No.	Qual
8011 GCS EDB and DBCP	Analytical Method: EPA 8011 Preparation Method: EPA 8011								
1,2-Dibromoethane (EDB)	ND	ug/L	0.019	0.019	1	09/08/10 16:59	09/09/10 05:09	106-93-4	
1-Chloro-2-bromopropane (S)	108	%	60-140		1	09/08/10 16:59	09/09/10 05:09	301-79-56	
8260 MSV Oxygenates	Analytical Method: EPA 8260								
tert-Amyl Alcohol	**569**	ug/L	100	62.0	1		09/08/10 01:38	75-85-4	
tert-Amylmethyl ether	ND	ug/L	10.0	4.5	1		09/08/10 01:38	994-05-8	
Benzene	**6.7**	ug/L	5.0	1.2	1		09/08/10 01:38	71-43-2	
3,3-Dimethyl-1-Butanol	ND	ug/L	100	48.0	1		09/08/10 01:38	624-95-3	
tert-Butyl Alcohol	ND	ug/L	100	27.0	1		09/08/10 01:38	75-65-0	
tert-Butyl Formate	ND	ug/L	50.0	9.0	1		09/08/10 01:38	762-75-4	
1,2-Dichloroethane	ND	ug/L	5.0	1.3	1		09/08/10 01:38	107-06-2	
Diisopropyl ether	ND	ug/L	5.0	2.7	1		09/08/10 01:38	108-20-3	
Ethanol	ND	ug/L	200	170	1		09/08/10 01:38	64-17-5	
Ethylbenzene	**12.6**	ug/L	5.0	1.1	1		09/08/10 01:38	100-41-4	
Ethyl-tert-butyl ether	ND	ug/L	10.0	4.6	1		09/08/10 01:38	637-92-3	
Methyl-tert-butyl ether	ND	ug/L	5.0	2.0	1		09/08/10 01:38	1634-04-4	
Naphthalene	ND	ug/L	5.0	2.9	1		09/08/10 01:38	91-20-3	
Toluene	**17.9**	ug/L	5.0	1.8	1		09/08/10 01:38	108-88-3	
Xylene (Total)	**107**	ug/L	10.0	2.7	1		09/08/10 01:38	1330-20-7	
m&p-Xylene	**87.3**	ug/L	10.0	2.7	1		09/08/10 01:38	179601-23-1	
o-Xylene	**19.6**	ug/L	5.0	1.7	1		09/08/10 01:38	95-47-6	
Dibromofluoromethane (S)	98	%	70-130		1		09/08/10 01:38	1868-53-7	
Toluene-d8 (S)	97	%	70-130		1		09/08/10 01:38	2037-26-5	
4-Bromofluorobenzene (S)	99	%	70-130		1		09/08/10 01:38	460-00-4	
1,2-Dichloroethane-d4 (S)	98	%	70-130		1		09/08/10 01:38	17060-07-0	

This report shall not be reproduced, except in full,
without the written consent of Pace Analytical Services, Inc..

ACCREDITED IN ACCORDANCE WITH nelac

Pace Analytical®
www.pacelabs.com

Pace Analytical Services, Inc.
2225 Riverside Dr.
Asheville, NC 28804
(828)254-7176

Pace Analytical Services, Inc.
9800 Kincey Ave. Suite 100
Huntersville, NC 28078
(704)875-9092

ANALYTICAL RESULTS

Project: Heath Self Serve 08932
Pace Project No.: 9276968

Sample: MW-12 **Lab ID: 9276968011** Collected: 09/02/10 12:40 Received: 09/03/10 15:10 Matrix: Water

Parameters	Results	Units	Report Limit	MDL	DF	Prepared	Analyzed	CAS No.	Qual
8011 GCS EDB and DBCP	Analytical Method: EPA 8011 Preparation Method: EPA 8011								
1,2-Dibromoethane (EDB)	**2.6**	ug/L	0.077	0.077	4	09/08/10 16:59	09/09/10 12:06	106-93-4	
1-Chloro-2-bromopropane (S)	78	%	60-140		4	09/08/10 16:59	09/09/10 12:06	301-79-56	
8260 MSV Oxygenates	Analytical Method: EPA 8260								
tert-Amyl Alcohol	ND	ug/L	2000	1240	20		09/08/10 07:27	75-85-4	
tert-Amylmethyl ether	ND	ug/L	200	90.0	20		09/08/10 07:27	994-05-8	
Benzene	**2960**	ug/L	100	24.0	20		09/08/10 07:27	71-43-2	
3,3-Dimethyl-1-Butanol	ND	ug/L	2000	960	20		09/08/10 07:27	624-95-3	
tert-Butyl Alcohol	ND	ug/L	2000	540	20		09/08/10 07:27	75-65-0	
tert-Butyl Formate	ND	ug/L	1000	180	20		09/08/10 07:27	762-75-4	
1,2-Dichloroethane	ND	ug/L	100	26.0	20		09/08/10 07:27	107-06-2	
Diisopropyl ether	ND	ug/L	100	54.0	20		09/08/10 07:27	108-20-3	
Ethanol	ND	ug/L	4000	3400	20		09/08/10 07:27	64-17-5	
Ethylbenzene	**3180**	ug/L	100	22.0	20		09/08/10 07:27	100-41-4	
Ethyl-tert-butyl ether	ND	ug/L	200	92.0	20		09/08/10 07:27	637-92-3	
Methyl-tert-butyl ether	ND	ug/L	100	40.0	20		09/08/10 07:27	1634-04-4	
Naphthalene	**646**	ug/L	100	58.0	20		09/08/10 07:27	91-20-3	
Toluene	**23200**	ug/L	1000	360	200		09/08/10 15:12	108-88-3	
Xylene (Total)	**21700**	ug/L	2000	540	200		09/08/10 15:12	1330-20-7	
m&p-Xylene	**14800**	ug/L	2000	540	200		09/08/10 15:12	179601-23-1	
o-Xylene	**6880**	ug/L	1000	340	200		09/08/10 15:12	95-47-6	
Dibromofluoromethane (S)	99	%	70-130		20		09/08/10 07:27	1868-53-7	
Toluene-d8 (S)	99	%	70-130		20		09/08/10 07:27	2037-26-5	
4-Bromofluorobenzene (S)	100	%	70-130		20		09/08/10 07:27	460-00-4	
1,2-Dichloroethane-d4 (S)	95	%	70-130		20		09/08/10 07:27	17060-07-0	

This report shall not be reproduced, except in full,
without the written consent of Pace Analytical Services, Inc..

ACCREDITED IN ACCORDANCE WITH nelac

Pace Analytical®
www.pacelabs.com

Pace Analytical Services, Inc.
2225 Riverside Dr.
Asheville, NC 28804
(828)254-7176

Pace Analytical Services, Inc.
9800 Kincey Ave. Suite 100
Huntersville, NC 28078
(704)875-9092

ANALYTICAL RESULTS

Project: Heath Self Serve 08932
Pace Project No.: 9276968

Sample: MW-13 **Lab ID: 9276968012** Collected: 09/02/10 11:45 Received: 09/03/10 15:10 Matrix: Water

Parameters	Results	Units	Report Limit	MDL	DF	Prepared	Analyzed	CAS No.	Qual
8011 GCS EDB and DBCP	Analytical Method: EPA 8011 Preparation Method: EPA 8011								
1,2-Dibromoethane (EDB)	ND	ug/L	0.019	0.019	1	09/08/10 17:00	09/09/10 05:49	106-93-4	
1-Chloro-2-bromopropane (S)	103	%	60-140		1	09/08/10 17:00	09/09/10 05:49	301-79-56	
8260 MSV Oxygenates	Analytical Method: EPA 8260								
tert-Amyl Alcohol	**83.2J**	ug/L	100	62.0	1		09/08/10 01:56	75-85-4	
tert-Amylmethyl ether	ND	ug/L	10.0	4.5	1		09/08/10 01:56	994-05-8	
Benzene	ND	ug/L	5.0	1.2	1		09/08/10 01:56	71-43-2	
3,3-Dimethyl-1-Butanol	ND	ug/L	100	48.0	1		09/08/10 01:56	624-95-3	
tert-Butyl Alcohol	ND	ug/L	100	27.0	1		09/08/10 01:56	75-65-0	
tert-Butyl Formate	ND	ug/L	50.0	9.0	1		09/08/10 01:56	762-75-4	
1,2-Dichloroethane	ND	ug/L	5.0	1.3	1		09/08/10 01:56	107-06-2	
Diisopropyl ether	ND	ug/L	5.0	2.7	1		09/08/10 01:56	108-20-3	
Ethanol	ND	ug/L	200	170	1		09/08/10 01:56	64-17-5	
Ethylbenzene	ND	ug/L	5.0	1.1	1		09/08/10 01:56	100-41-4	
Ethyl-tert-butyl ether	ND	ug/L	10.0	4.6	1		09/08/10 01:56	637-92-3	
Methyl-tert-butyl ether	ND	ug/L	5.0	2.0	1		09/08/10 01:56	1634-04-4	
Naphthalene	ND	ug/L	5.0	2.9	1		09/08/10 01:56	91-20-3	
Toluene	ND	ug/L	5.0	1.8	1		09/08/10 01:56	108-88-3	
Xylene (Total)	ND	ug/L	10.0	2.7	1		09/08/10 01:56	1330-20-7	
m&p-Xylene	ND	ug/L	10.0	2.7	1		09/08/10 01:56	179601-23-1	
o-Xylene	ND	ug/L	5.0	1.7	1		09/08/10 01:56	95-47-6	
Dibromofluoromethane (S)	98	%	70-130		1		09/08/10 01:56	1868-53-7	
Toluene-d8 (S)	96	%	70-130		1		09/08/10 01:56	2037-26-5	
4-Bromofluorobenzene (S)	99	%	70-130		1		09/08/10 01:56	460-00-4	
1,2-Dichloroethane-d4 (S)	96	%	70-130		1		09/08/10 01:56	17060-07-0	

This report shall not be reproduced, except in full,
without the written consent of Pace Analytical Services, Inc..

ACCREDITED IN ACCORDANCE WITH nelac

Pace Analytical
www.pacelabs.com

Pace Analytical Services, Inc.
2225 Riverside Dr.
Asheville, NC 28804
(828)254-7176

Pace Analytical Services, Inc.
9800 Kincey Ave. Suite 100
Huntersville, NC 28078
(704)875-9092

ANALYTICAL RESULTS

Project: Heath Self Serve 08932
Pace Project No.: 9276968

Sample: MW-14 **Lab ID: 9276968013** Collected: 09/02/10 09:45 Received: 09/03/10 15:10 Matrix: Water

Parameters	Results	Units	Report Limit	MDL	DF	Prepared	Analyzed	CAS No.	Qual
8011 GCS EDB and DBCP	Analytical Method: EPA 8011 Preparation Method: EPA 8011								
1,2-Dibromoethane (EDB)	ND	ug/L	0.020	0.020	1	09/08/10 17:00	09/09/10 06:09	106-93-4	
1-Chloro-2-bromopropane (S)	100	%	60-140		1	09/08/10 17:00	09/09/10 06:09	301-79-56	
8260 MSV Oxygenates	Analytical Method: EPA 8260								
tert-Amyl Alcohol	ND	ug/L	100	62.0	1		09/08/10 02:14	75-85-4	
tert-Amylmethyl ether	ND	ug/L	10.0	4.5	1		09/08/10 02:14	994-05-8	
Benzene	ND	ug/L	5.0	1.2	1		09/08/10 02:14	71-43-2	
3,3-Dimethyl-1-Butanol	ND	ug/L	100	48.0	1		09/08/10 02:14	624-95-3	
tert-Butyl Alcohol	ND	ug/L	100	27.0	1		09/08/10 02:14	75-65-0	
tert-Butyl Formate	ND	ug/L	50.0	9.0	1		09/08/10 02:14	762-75-4	
1,2-Dichloroethane	ND	ug/L	5.0	1.3	1		09/08/10 02:14	107-06-2	
Diisopropyl ether	ND	ug/L	5.0	2.7	1		09/08/10 02:14	108-20-3	
Ethanol	ND	ug/L	200	170	1		09/08/10 02:14	64-17-5	
Ethylbenzene	ND	ug/L	5.0	1.1	1		09/08/10 02:14	100-41-4	
Ethyl-tert-butyl ether	ND	ug/L	10.0	4.6	1		09/08/10 02:14	637-92-3	
Methyl-tert-butyl ether	ND	ug/L	5.0	2.0	1		09/08/10 02:14	1634-04-4	
Naphthalene	ND	ug/L	5.0	2.9	1		09/08/10 02:14	91-20-3	
Toluene	ND	ug/L	5.0	1.8	1		09/08/10 02:14	108-88-3	
Xylene (Total)	ND	ug/L	10.0	2.7	1		09/08/10 02:14	1330-20-7	
m&p-Xylene	ND	ug/L	10.0	2.7	1		09/08/10 02:14	179601-23-1	
o-Xylene	ND	ug/L	5.0	1.7	1		09/08/10 02:14	95-47-6	
Dibromofluoromethane (S)	98	%	70-130		1		09/08/10 02:14	1868-53-7	
Toluene-d8 (S)	97	%	70-130		1		09/08/10 02:14	2037-26-5	
4-Bromofluorobenzene (S)	99	%	70-130		1		09/08/10 02:14	460-00-4	
1,2-Dichloroethane-d4 (S)	96	%	70-130		1		09/08/10 02:14	17060-07-0	

This report shall not be reproduced, except in full,
without the written consent of Pace Analytical Services, Inc..

ACCREDITED IN ACCORDANCE WITH nelac

Pace Analytical®
www.pacelabs.com

Pace Analytical Services, Inc.
2225 Riverside Dr.
Asheville, NC 28804
(828)254-7176

Pace Analytical Services, Inc.
9800 Kincey Ave. Suite 100
Huntersville, NC 28078
(704)875-9092

ANALYTICAL RESULTS

Project: Heath Self Serve 08932
Pace Project No.: 9276968

Sample: MW-15 **Lab ID: 9276968014** Collected: 09/02/10 10:10 Received: 09/03/10 15:10 Matrix: Water

Parameters	Results	Units	Report Limit	MDL	DF	Prepared	Analyzed	CAS No.	Qual
8011 GCS EDB and DBCP	Analytical Method: EPA 8011 Preparation Method: EPA 8011								
1,2-Dibromoethane (EDB)	ND	ug/L	0.019	0.019	1	09/08/10 17:00	09/09/10 06:30	106-93-4	
1-Chloro-2-bromopropane (S)	107	%	60-140		1	09/08/10 17:00	09/09/10 06:30	301-79-56	
8260 MSV Oxygenates	Analytical Method: EPA 8260								
tert-Amyl Alcohol	ND	ug/L	100	62.0	1		09/08/10 02:33	75-85-4	
tert-Amylmethyl ether	ND	ug/L	10.0	4.5	1		09/08/10 02:33	994-05-8	
Benzene	ND	ug/L	5.0	1.2	1		09/08/10 02:33	71-43-2	
3,3-Dimethyl-1-Butanol	ND	ug/L	100	48.0	1		09/08/10 02:33	624-95-3	
tert-Butyl Alcohol	ND	ug/L	100	27.0	1		09/08/10 02:33	75-65-0	
tert-Butyl Formate	ND	ug/L	50.0	9.0	1		09/08/10 02:33	762-75-4	
1,2-Dichloroethane	ND	ug/L	5.0	1.3	1		09/08/10 02:33	107-06-2	
Diisopropyl ether	ND	ug/L	5.0	2.7	1		09/08/10 02:33	108-20-3	
Ethanol	ND	ug/L	200	170	1		09/08/10 02:33	64-17-5	
Ethylbenzene	ND	ug/L	5.0	1.1	1		09/08/10 02:33	100-41-4	
Ethyl-tert-butyl ether	ND	ug/L	10.0	4.6	1		09/08/10 02:33	637-92-3	
Methyl-tert-butyl ether	ND	ug/L	5.0	2.0	1		09/08/10 02:33	1634-04-4	
Naphthalene	ND	ug/L	5.0	2.9	1		09/08/10 02:33	91-20-3	
Toluene	ND	ug/L	5.0	1.8	1		09/08/10 02:33	108-88-3	
Xylene (Total)	ND	ug/L	10.0	2.7	1		09/08/10 02:33	1330-20-7	
m&p-Xylene	ND	ug/L	10.0	2.7	1		09/08/10 02:33	179601-23-1	
o-Xylene	ND	ug/L	5.0	1.7	1		09/08/10 02:33	95-47-6	
Dibromofluoromethane (S)	97	%	70-130		1		09/08/10 02:33	1868-53-7	
Toluene-d8 (S)	98	%	70-130		1		09/08/10 02:33	2037-26-5	
4-Bromofluorobenzene (S)	98	%	70-130		1		09/08/10 02:33	460-00-4	
1,2-Dichloroethane-d4 (S)	95	%	70-130		1		09/08/10 02:33	17060-07-0	

REPORT OF LABORATORY ANALYSIS

This report shall not be reproduced, except in full,
without the written consent of Pace Analytical Services, Inc..

ACCREDITED IN ACCORDANCE WITH nelac

Pace Analytical®
www.pacelabs.com

Pace Analytical Services, Inc.
2225 Riverside Dr.
Asheville, NC 28804
(828)254-7176

Pace Analytical Services, Inc.
9800 Kincey Ave. Suite 100
Huntersville, NC 28078
(704)875-9092

ANALYTICAL RESULTS

Project: Heath Self Serve 08932
Pace Project No.: 9276968

Sample: MW-16 **Lab ID: 9276968015** Collected: 09/02/10 11:20 Received: 09/03/10 15:10 Matrix: Water

Parameters	Results	Units	Report Limit	MDL	DF	Prepared	Analyzed	CAS No.	Qual
8011 GCS EDB and DBCP	Analytical Method: EPA 8011 Preparation Method: EPA 8011								
1,2-Dibromoethane (EDB)	ND	ug/L	0.020	0.020	1	09/08/10 17:00	09/09/10 06:49	106-93-4	
1-Chloro-2-bromopropane (S)	111	%	60-140		1	09/08/10 17:00	09/09/10 06:49	301-79-56	
8260 MSV Oxygenates	Analytical Method: EPA 8260								
tert-Amyl Alcohol	ND	ug/L	100	62.0	1		09/08/10 02:51	75-85-4	
tert-Amylmethyl ether	ND	ug/L	10.0	4.5	1		09/08/10 02:51	994-05-8	
Benzene	ND	ug/L	5.0	1.2	1		09/08/10 02:51	71-43-2	
3,3-Dimethyl-1-Butanol	ND	ug/L	100	48.0	1		09/08/10 02:51	624-95-3	
tert-Butyl Alcohol	ND	ug/L	100	27.0	1		09/08/10 02:51	75-65-0	
tert-Butyl Formate	ND	ug/L	50.0	9.0	1		09/08/10 02:51	762-75-4	
1,2-Dichloroethane	ND	ug/L	5.0	1.3	1		09/08/10 02:51	107-06-2	
Diisopropyl ether	ND	ug/L	5.0	2.7	1		09/08/10 02:51	108-20-3	
Ethanol	ND	ug/L	200	170	1		09/08/10 02:51	64-17-5	
Ethylbenzene	ND	ug/L	5.0	1.1	1		09/08/10 02:51	100-41-4	
Ethyl-tert-butyl ether	ND	ug/L	10.0	4.6	1		09/08/10 02:51	637-92-3	
Methyl-tert-butyl ether	ND	ug/L	5.0	2.0	1		09/08/10 02:51	1634-04-4	
Naphthalene	ND	ug/L	5.0	2.9	1		09/08/10 02:51	91-20-3	
Toluene	ND	ug/L	5.0	1.8	1		09/08/10 02:51	108-88-3	
Xylene (Total)	ND	ug/L	10.0	2.7	1		09/08/10 02:51	1330-20-7	
m&p-Xylene	ND	ug/L	10.0	2.7	1		09/08/10 02:51	179601-23-1	
o-Xylene	ND	ug/L	5.0	1.7	1		09/08/10 02:51	95-47-6	
Dibromofluoromethane (S)	99	%	70-130		1		09/08/10 02:51	1868-53-7	
Toluene-d8 (S)	97	%	70-130		1		09/08/10 02:51	2037-26-5	
4-Bromofluorobenzene (S)	98	%	70-130		1		09/08/10 02:51	460-00-4	
1,2-Dichloroethane-d4 (S)	96	%	70-130		1		09/08/10 02:51	17060-07-0	

REPORT OF LABORATORY ANALYSIS

This report shall not be reproduced, except in full,
without the written consent of Pace Analytical Services, Inc..

ACCREDITED IN ACCORDANCE WITH nelac

Pace Analytical®
www.pacelabs.com

Pace Analytical Services, Inc.
2225 Riverside Dr.
Asheville, NC 28804
(828)254-7176

Pace Analytical Services, Inc.
9800 Kincey Ave. Suite 100
Huntersville, NC 28078
(704)875-9092

ANALYTICAL RESULTS

Project: Heath Self Serve 08932
Pace Project No.: 9276968

Sample: MW-17R **Lab ID: 9276968016** Collected: 09/02/10 09:55 Received: 09/03/10 15:10 Matrix: Water

Parameters	Results	Units	Report Limit	MDL	DF	Prepared	Analyzed	CAS No.	Qual
8011 GCS EDB and DBCP	Analytical Method: EPA 8011 Preparation Method: EPA 8011								
1,2-Dibromoethane (EDB)	**0.22**	ug/L	0.019	0.019	1	09/08/10 17:00	09/09/10 07:09	106-93-4	
1-Chloro-2-bromopropane (S)	100	%	60-140		1	09/08/10 17:00	09/09/10 07:09	301-79-56	
8260 MSV Oxygenates	Analytical Method: EPA 8260								
tert-Amyl Alcohol	**9130**	ug/L	5000	3100	50		09/08/10 07:45	75-85-4	
tert-Amylmethyl ether	ND	ug/L	500	225	50		09/08/10 07:45	994-05-8	
Benzene	**7080**	ug/L	250	60.0	50		09/08/10 07:45	71-43-2	
3,3-Dimethyl-1-Butanol	ND	ug/L	5000	2400	50		09/08/10 07:45	624-95-3	
tert-Butyl Alcohol	ND	ug/L	5000	1350	50		09/08/10 07:45	75-65-0	
tert-Butyl Formate	ND	ug/L	2500	450	50		09/08/10 07:45	762-75-4	
1,2-Dichloroethane	**301**	ug/L	250	65.0	50		09/08/10 07:45	107-06-2	
Diisopropyl ether	ND	ug/L	250	135	50		09/08/10 07:45	108-20-3	
Ethanol	ND	ug/L	10000	8500	50		09/08/10 07:45	64-17-5	
Ethylbenzene	**1370**	ug/L	250	55.0	50		09/08/10 07:45	100-41-4	
Ethyl-tert-butyl ether	ND	ug/L	500	230	50		09/08/10 07:45	637-92-3	
Methyl-tert-butyl ether	**205J**	ug/L	250	100	50		09/08/10 07:45	1634-04-4	
Naphthalene	**450**	ug/L	250	145	50		09/08/10 07:45	91-20-3	
Toluene	**12000**	ug/L	500	180	100		09/08/10 15:31	108-88-3	
Xylene (Total)	**5900**	ug/L	500	135	50		09/08/10 07:45	1330-20-7	
m&p-Xylene	**4140**	ug/L	500	135	50		09/08/10 07:45	179601-23-1	
o-Xylene	**1760**	ug/L	250	85.0	50		09/08/10 07:45	95-47-6	
Dibromofluoromethane (S)	97	%	70-130		50		09/08/10 07:45	1868-53-7	
Toluene-d8 (S)	98	%	70-130		50		09/08/10 07:45	2037-26-5	
4-Bromofluorobenzene (S)	99	%	70-130		50		09/08/10 07:45	460-00-4	
1,2-Dichloroethane-d4 (S)	94	%	70-130		50		09/08/10 07:45	17060-07-0	

This report shall not be reproduced, except in full,
without the written consent of Pace Analytical Services, Inc..

ACCREDITED IN ACCORDANCE WITH nelac

Pace Analytical®
www.pacelabs.com

Pace Analytical Services, Inc.
2225 Riverside Dr.
Asheville, NC 28804
(828)254-7176

Pace Analytical Services, Inc.
9800 Kincey Ave. Suite 100
Huntersville, NC 28078
(704)875-9092

ANALYTICAL RESULTS

Project: Heath Self Serve 08932
Pace Project No.: 9276968

Sample: MW-18 **Lab ID: 9276968017** Collected: 09/02/10 10:00 Received: 09/03/10 15:10 Matrix: Water

Parameters	Results	Units	Report Limit	MDL	DF	Prepared	Analyzed	CAS No.	Qual
8011 GCS EDB and DBCP	Analytical Method: EPA 8011 Preparation Method: EPA 8011								
1,2-Dibromoethane (EDB)	ND	ug/L	0.019	0.019	1	09/08/10 17:01	09/09/10 07:29	106-93-4	
1-Chloro-2-bromopropane (S)	109	%	60-140		1	09/08/10 17:01	09/09/10 07:29	301-79-56	
8260 MSV Oxygenates	Analytical Method: EPA 8260								
tert-Amyl Alcohol	ND	ug/L	100	62.0	1		09/08/10 03:10	75-85-4	
tert-Amylmethyl ether	ND	ug/L	10.0	4.5	1		09/08/10 03:10	994-05-8	
Benzene	ND	ug/L	5.0	1.2	1		09/08/10 03:10	71-43-2	
3,3-Dimethyl-1-Butanol	ND	ug/L	100	48.0	1		09/08/10 03:10	624-95-3	
tert-Butyl Alcohol	ND	ug/L	100	27.0	1		09/08/10 03:10	75-65-0	
tert-Butyl Formate	ND	ug/L	50.0	9.0	1		09/08/10 03:10	762-75-4	
1,2-Dichloroethane	ND	ug/L	5.0	1.3	1		09/08/10 03:10	107-06-2	
Diisopropyl ether	ND	ug/L	5.0	2.7	1		09/08/10 03:10	108-20-3	
Ethanol	ND	ug/L	200	170	1		09/08/10 03:10	64-17-5	
Ethylbenzene	ND	ug/L	5.0	1.1	1		09/08/10 03:10	100-41-4	
Ethyl-tert-butyl ether	ND	ug/L	10.0	4.6	1		09/08/10 03:10	637-92-3	
Methyl-tert-butyl ether	ND	ug/L	5.0	2.0	1		09/08/10 03:10	1634-04-4	
Naphthalene	ND	ug/L	5.0	2.9	1		09/08/10 03:10	91-20-3	
Toluene	ND	ug/L	5.0	1.8	1		09/08/10 03:10	108-88-3	
Xylene (Total)	ND	ug/L	10.0	2.7	1		09/08/10 03:10	1330-20-7	
m&p-Xylene	ND	ug/L	10.0	2.7	1		09/08/10 03:10	179601-23-1	
o-Xylene	ND	ug/L	5.0	1.7	1		09/08/10 03:10	95-47-6	
Dibromofluoromethane (S)	98	%	70-130		1		09/08/10 03:10	1868-53-7	
Toluene-d8 (S)	97	%	70-130		1		09/08/10 03:10	2037-26-5	
4-Bromofluorobenzene (S)	97	%	70-130		1		09/08/10 03:10	460-00-4	
1,2-Dichloroethane-d4 (S)	98	%	70-130		1		09/08/10 03:10	17060-07-0	

This report shall not be reproduced, except in full,
without the written consent of Pace Analytical Services, Inc..

ACCREDITED IN ACCORDANCE WITH nelac

Pace Analytical®
www.pacelabs.com

Pace Analytical Services, Inc.
2225 Riverside Dr.
Asheville, NC 28804
(828)254-7176

Pace Analytical Services, Inc.
9800 Kincey Ave. Suite 100
Huntersville, NC 28078
(704)875-9092

ANALYTICAL RESULTS

Project: Heath Self Serve 08932
Pace Project No.: 9276968

Sample: MW-19 **Lab ID: 9276968018** Collected: 09/02/10 09:30 Received: 09/03/10 15:10 Matrix: Water

Parameters	Results	Units	Report Limit	MDL	DF	Prepared	Analyzed	CAS No.	Qual
8011 GCS EDB and DBCP	Analytical Method: EPA 8011 Preparation Method: EPA 8011								
1,2-Dibromoethane (EDB)	ND	ug/L	0.019	0.019	1	09/08/10 17:01	09/09/10 07:49	106-93-4	
1-Chloro-2-bromopropane (S)	90	%	60-140		1	09/08/10 17:01	09/09/10 07:49	301-79-56	
8260 MSV Oxygenates	Analytical Method: EPA 8260								
tert-Amyl Alcohol	**460**	ug/L	100	62.0	1		09/08/10 03:28	75-85-4	
tert-Amylmethyl ether	ND	ug/L	10.0	4.5	1		09/08/10 03:28	994-05-8	
Benzene	**224**	ug/L	25.0	6.0	5		09/08/10 16:08	71-43-2	
3,3-Dimethyl-1-Butanol	ND	ug/L	100	48.0	1		09/08/10 03:28	624-95-3	
tert-Butyl Alcohol	ND	ug/L	100	27.0	1		09/08/10 03:28	75-65-0	
tert-Butyl Formate	ND	ug/L	50.0	9.0	1		09/08/10 03:28	762-75-4	
1,2-Dichloroethane	**4.2J**	ug/L	5.0	1.3	1		09/08/10 03:28	107-06-2	
Diisopropyl ether	ND	ug/L	5.0	2.7	1		09/08/10 03:28	108-20-3	
Ethanol	ND	ug/L	200	170	1		09/08/10 03:28	64-17-5	
Ethylbenzene	ND	ug/L	5.0	1.1	1		09/08/10 03:28	100-41-4	
Ethyl-tert-butyl ether	ND	ug/L	10.0	4.6	1		09/08/10 03:28	637-92-3	
Methyl-tert-butyl ether	**29.7**	ug/L	5.0	2.0	1		09/08/10 03:28	1634-04-4	
Naphthalene	**9.4**	ug/L	5.0	2.9	1		09/08/10 03:28	91-20-3	
Toluene	ND	ug/L	5.0	1.8	1		09/08/10 03:28	108-88-3	
Xylene (Total)	**5.0J**	ug/L	10.0	2.7	1		09/08/10 03:28	1330-20-7	
m&p-Xylene	**4.7J**	ug/L	10.0	2.7	1		09/08/10 03:28	179601-23-1	
o-Xylene	ND	ug/L	5.0	1.7	1		09/08/10 03:28	95-47-6	
Dibromofluoromethane (S)	101	%	70-130		1		09/08/10 03:28	1868-53-7	
Toluene-d8 (S)	97	%	70-130		1		09/08/10 03:28	2037-26-5	
4-Bromofluorobenzene (S)	99	%	70-130		1		09/08/10 03:28	460-00-4	
1,2-Dichloroethane-d4 (S)	96	%	70-130		1		09/08/10 03:28	17060-07-0	

This report shall not be reproduced, except in full,
without the written consent of Pace Analytical Services, Inc..

ACCREDITED IN ACCORDANCE WITH nelac

Pace Analytical®
www.pacelabs.com

Pace Analytical Services, Inc.
2225 Riverside Dr.
Asheville, NC 28804
(828)254-7176

Pace Analytical Services, Inc.
9800 Kincey Ave. Suite 100
Huntersville, NC 28078
(704)875-9092

ANALYTICAL RESULTS

Project: Heath Self Serve 08932
Pace Project No.: 9276968

Sample: MW-20 **Lab ID: 9276968019** Collected: 09/02/10 09:10 Received: 09/03/10 15:10 Matrix: Water

Parameters	Results	Units	Report Limit	MDL	DF	Prepared	Analyzed	CAS No.	Qual
8011 GCS EDB and DBCP	Analytical Method: EPA 8011 Preparation Method: EPA 8011								
1,2-Dibromoethane (EDB)	ND	ug/L	0.019	0.019	1	09/08/10 17:01	09/09/10 08:09	106-93-4	
1-Chloro-2-bromopropane (S)	102	%	60-140		1	09/08/10 17:01	09/09/10 08:09	301-79-56	
8260 MSV Oxygenates	Analytical Method: EPA 8260								
tert-Amyl Alcohol	**1680**	ug/L	100	62.0	1		09/08/10 14:17	75-85-4	
tert-Amylmethyl ether	ND	ug/L	10.0	4.5	1		09/08/10 14:17	994-05-8	
Benzene	**54.8**	ug/L	5.0	1.2	1		09/08/10 14:17	71-43-2	
3,3-Dimethyl-1-Butanol	ND	ug/L	100	48.0	1		09/08/10 14:17	624-95-3	
tert-Butyl Alcohol	ND	ug/L	100	27.0	1		09/08/10 14:17	75-65-0	
tert-Butyl Formate	ND	ug/L	50.0	9.0	1		09/08/10 14:17	762-75-4	
1,2-Dichloroethane	**22.6**	ug/L	5.0	1.3	1		09/08/10 14:17	107-06-2	
Diisopropyl ether	ND	ug/L	5.0	2.7	1		09/08/10 14:17	108-20-3	
Ethanol	ND	ug/L	200	170	1		09/08/10 14:17	64-17-5	
Ethylbenzene	ND	ug/L	5.0	1.1	1		09/08/10 14:17	100-41-4	
Ethyl-tert-butyl ether	ND	ug/L	10.0	4.6	1		09/08/10 14:17	637-92-3	
Methyl-tert-butyl ether	ND	ug/L	5.0	2.0	1		09/08/10 14:17	1634-04-4	
Naphthalene	**65.4**	ug/L	5.0	2.9	1		09/08/10 14:17	91-20-3	
Toluene	ND	ug/L	5.0	1.8	1		09/08/10 14:17	108-88-3	
Xylene (Total)	ND	ug/L	10.0	2.7	1		09/08/10 14:17	1330-20-7	
m&p-Xylene	ND	ug/L	10.0	2.7	1		09/08/10 14:17	179601-23-1	
o-Xylene	ND	ug/L	5.0	1.7	1		09/08/10 14:17	95-47-6	
Dibromofluoromethane (S)	98	%	70-130		1		09/08/10 14:17	1868-53-7	
Toluene-d8 (S)	97	%	70-130		1		09/08/10 14:17	2037-26-5	
4-Bromofluorobenzene (S)	97	%	70-130		1		09/08/10 14:17	460-00-4	
1,2-Dichloroethane-d4 (S)	95	%	70-130		1		09/08/10 14:17	17060-07-0	

This report shall not be reproduced, except in full,
without the written consent of Pace Analytical Services, Inc..

ACCREDITED IN ACCORDANCE WITH nelac

Pace Analytical®
www.pacelabs.com

Pace Analytical Services, Inc.
2225 Riverside Dr.
Asheville, NC 28804
(828)254-7176

Pace Analytical Services, Inc.
9800 Kincey Ave. Suite 100
Huntersville, NC 28078
(704)875-9092

ANALYTICAL RESULTS

Project: Heath Self Serve 08932
Pace Project No.: 9276968

Sample: MW-25 **Lab ID: 9276968020** Collected: 09/02/10 09:40 Received: 09/03/10 15:10 Matrix: Water

Parameters	Results	Units	Report Limit	MDL	DF	Prepared	Analyzed	CAS No.	Qual
8011 GCS EDB and DBCP	Analytical Method: EPA 8011 Preparation Method: EPA 8011								
1,2-Dibromoethane (EDB)	ND	ug/L	0.019	0.019	1	09/08/10 17:01	09/09/10 08:29	106-93-4	
1-Chloro-2-bromopropane (S)	109	%	60-140		1	09/08/10 17:01	09/09/10 08:29	301-79-56	
8260 MSV Oxygenates	Analytical Method: EPA 8260								
tert-Amyl Alcohol	**63.7J**	ug/L	100	62.0	1		09/08/10 03:47	75-85-4	
tert-Amylmethyl ether	ND	ug/L	10.0	4.5	1		09/08/10 03:47	994-05-8	
Benzene	ND	ug/L	5.0	1.2	1		09/08/10 03:47	71-43-2	
3,3-Dimethyl-1-Butanol	ND	ug/L	100	48.0	1		09/08/10 03:47	624-95-3	
tert-Butyl Alcohol	ND	ug/L	100	27.0	1		09/08/10 03:47	75-65-0	
tert-Butyl Formate	ND	ug/L	50.0	9.0	1		09/08/10 03:47	762-75-4	
1,2-Dichloroethane	ND	ug/L	5.0	1.3	1		09/08/10 03:47	107-06-2	
Diisopropyl ether	ND	ug/L	5.0	2.7	1		09/08/10 03:47	108-20-3	
Ethanol	ND	ug/L	200	170	1		09/08/10 03:47	64-17-5	
Ethylbenzene	ND	ug/L	5.0	1.1	1		09/08/10 03:47	100-41-4	
Ethyl-tert-butyl ether	ND	ug/L	10.0	4.6	1		09/08/10 03:47	637-92-3	
Methyl-tert-butyl ether	ND	ug/L	5.0	2.0	1		09/08/10 03:47	1634-04-4	
Naphthalene	ND	ug/L	5.0	2.9	1		09/08/10 03:47	91-20-3	
Toluene	ND	ug/L	5.0	1.8	1		09/08/10 03:47	108-88-3	
Xylene (Total)	ND	ug/L	10.0	2.7	1		09/08/10 03:47	1330-20-7	
m&p-Xylene	ND	ug/L	10.0	2.7	1		09/08/10 03:47	179601-23-1	
o-Xylene	ND	ug/L	5.0	1.7	1		09/08/10 03:47	95-47-6	
Dibromofluoromethane (S)	100	%	70-130		1		09/08/10 03:47	1868-53-7	
Toluene-d8 (S)	98	%	70-130		1		09/08/10 03:47	2037-26-5	
4-Bromofluorobenzene (S)	97	%	70-130		1		09/08/10 03:47	460-00-4	
1,2-Dichloroethane-d4 (S)	99	%	70-130		1		09/08/10 03:47	17060-07-0	

This report shall not be reproduced, except in full,
without the written consent of Pace Analytical Services, Inc..

ACCREDITED IN ACCORDANCE WITH nelac

Pace Analytical®
www.pacelabs.com

Pace Analytical Services, Inc.
2225 Riverside Dr.
Asheville, NC 28804
(828)254-7176

Pace Analytical Services, Inc.
9800 Kincey Ave. Suite 100
Huntersville, NC 28078
(704)875-9092

ANALYTICAL RESULTS

Project: Heath Self Serve 08932
Pace Project No.: 9276968

Sample: MW-28 **Lab ID: 9276968021** Collected: 09/02/10 09:05 Received: 09/03/10 15:10 Matrix: Water

Parameters	Results	Units	Report Limit	MDL	DF	Prepared	Analyzed	CAS No.	Qual
8011 GCS EDB and DBCP	Analytical Method: EPA 8011 Preparation Method: EPA 8011								
1,2-Dibromoethane (EDB)	ND	ug/L	0.019	0.019	1	09/08/10 17:01	09/09/10 08:50	106-93-4	
1-Chloro-2-bromopropane (S)	104	%	60-140		1	09/08/10 17:01	09/09/10 08:50	301-79-56	
8260 MSV Oxygenates	Analytical Method: EPA 8260								
tert-Amyl Alcohol	ND	ug/L	100	62.0	1		09/08/10 04:05	75-85-4	
tert-Amylmethyl ether	ND	ug/L	10.0	4.5	1		09/08/10 04:05	994-05-8	
Benzene	ND	ug/L	5.0	1.2	1		09/08/10 04:05	71-43-2	
3,3-Dimethyl-1-Butanol	ND	ug/L	100	48.0	1		09/08/10 04:05	624-95-3	
tert-Butyl Alcohol	ND	ug/L	100	27.0	1		09/08/10 04:05	75-65-0	
tert-Butyl Formate	ND	ug/L	50.0	9.0	1		09/08/10 04:05	762-75-4	
1,2-Dichloroethane	ND	ug/L	5.0	1.3	1		09/08/10 04:05	107-06-2	
Diisopropyl ether	ND	ug/L	5.0	2.7	1		09/08/10 04:05	108-20-3	
Ethanol	ND	ug/L	200	170	1		09/08/10 04:05	64-17-5	
Ethylbenzene	ND	ug/L	5.0	1.1	1		09/08/10 04:05	100-41-4	
Ethyl-tert-butyl ether	ND	ug/L	10.0	4.6	1		09/08/10 04:05	637-92-3	
Methyl-tert-butyl ether	ND	ug/L	5.0	2.0	1		09/08/10 04:05	1634-04-4	
Naphthalene	ND	ug/L	5.0	2.9	1		09/08/10 04:05	91-20-3	
Toluene	ND	ug/L	5.0	1.8	1		09/08/10 04:05	108-88-3	
Xylene (Total)	ND	ug/L	10.0	2.7	1		09/08/10 04:05	1330-20-7	
m&p-Xylene	ND	ug/L	10.0	2.7	1		09/08/10 04:05	179601-23-1	
o-Xylene	ND	ug/L	5.0	1.7	1		09/08/10 04:05	95-47-6	
Dibromofluoromethane (S)	99	%	70-130		1		09/08/10 04:05	1868-53-7	
Toluene-d8 (S)	98	%	70-130		1		09/08/10 04:05	2037-26-5	
4-Bromofluorobenzene (S)	96	%	70-130		1		09/08/10 04:05	460-00-4	
1,2-Dichloroethane-d4 (S)	97	%	70-130		1		09/08/10 04:05	17060-07-0	

This report shall not be reproduced, except in full,
without the written consent of Pace Analytical Services, Inc..

ACCREDITED IN ACCORDANCE WITH nelac

Pace Analytical®
www.pacelabs.com

Pace Analytical Services, Inc.
2225 Riverside Dr.
Asheville, NC 28804
(828)254-7176

Pace Analytical Services, Inc.
9800 Kincey Ave. Suite 100
Huntersville, NC 28078
(704)875-9092

QUALITY CONTROL DATA

Project: Heath Self Serve 08932
Pace Project No.: 9276968

QC Batch: OEXT/11098
QC Batch Method: EPA 8011
Analysis Method: EPA 8011
Analysis Description: GCS 8011 EDB DBCP
Associated Lab Samples: 9276968001

METHOD BLANK: 494353 Matrix: Water
Associated Lab Samples: 9276968001

Parameter	Units	Blank Result	Reporting Limit	Analyzed	Qualifiers
1,2-Dibromoethane (EDB)	ug/L	ND	0.020	09/08/10 15:19	
1-Chloro-2-bromopropane (S)	%	108	60-140	09/08/10 15:19	

LABORATORY CONTROL SAMPLE & LCSD: 494354 494355

Parameter	Units	Spike Conc.	LCS Result	LCSD Result	LCS % Rec	LCSD % Rec	% Rec Limits	RPD	Max RPD	Qualifiers
1,2-Dibromoethane (EDB)	ug/L	.28	0.33	0.31	116	112	60-140	4	20	
1-Chloro-2-bromopropane (S)	%				113	108	60-140			

MATRIX SPIKE & MATRIX SPIKE DUPLICATE: 494356 494357

Parameter	Units	9276590003 Result	MS Spike Conc.	MSD Spike Conc.	MS Result	MSD Result	MS % Rec	MSD % Rec	% Rec Limits	RPD	Max RPD	Qual
1,2-Dibromoethane (EDB)	ug/L	ND	.28	.28	0.30	0.30	108	108	60-140	0	20	
1-Chloro-2-bromopropane (S)	%						107	106	60-140			

SAMPLE DUPLICATE: 494358

Parameter	Units	9276590004 Result	Dup Result	RPD	Max RPD	Qualifiers
1,2-Dibromoethane (EDB)	ug/L	ND	ND		20	
1-Chloro-2-bromopropane (S)	%	106	106	2		

This report shall not be reproduced, except in full,
without the written consent of Pace Analytical Services, Inc..

ACCREDITED IN ACCORDANCE WITH nelac

Pace Analytical®
www.pacelabs.com

Pace Analytical Services, Inc.
2225 Riverside Dr.
Asheville, NC 28804
(828)254-7176

Pace Analytical Services, Inc.
9800 Kincey Ave. Suite 100
Huntersville, NC 28078
(704)875-9092

QUALITY CONTROL DATA

Project: Heath Self Serve 08932
Pace Project No.: 9276968

QC Batch: OEXT/11105 Analysis Method: EPA 8011
QC Batch Method: EPA 8011 Analysis Description: GCS 8011 EDB DBCP
Associated Lab Samples: 9276968002, 9276968003, 9276968004, 9276968005, 9276968006, 9276968007, 9276968008, 9276968009, 9276968010, 9276968011, 9276968012, 9276968013, 9276968014, 9276968015, 9276968016, 9276968017, 9276968018, 9276968019, 9276968020, 9276968021

METHOD BLANK: 494625 Matrix: Water
Associated Lab Samples: 9276968002, 9276968003, 9276968004, 9276968005, 9276968006, 9276968007, 9276968008, 9276968009, 9276968010, 9276968011, 9276968012, 9276968013, 9276968014, 9276968015, 9276968016, 9276968017, 9276968018, 9276968019, 9276968020, 9276968021

Parameter	Units	Blank Result	Reporting Limit	Analyzed	Qualifiers
1,2-Dibromoethane (EDB)	ug/L	ND	0.020	09/09/10 00:28	
1-Chloro-2-bromopropane (S)	%	104	60-140	09/09/10 00:28	

LABORATORY CONTROL SAMPLE & LCSD: 494626 494629

Parameter	Units	Spike Conc.	LCS Result	LCSD Result	LCS % Rec	LCSD % Rec	% Rec Limits	RPD	Max RPD	Qualifiers
1,2-Dibromoethane (EDB)	ug/L	.28	0.31	0.29	108	104	60-140	5	20	
1-Chloro-2-bromopropane (S)	%				105	102	60-140			

MATRIX SPIKE & MATRIX SPIKE DUPLICATE: 494627 494628

Parameter	Units	9276968002 Result	MS Spike Conc.	MSD Spike Conc.	MS Result	MSD Result	MS % Rec	MSD % Rec	% Rec Limits	RPD	Max RPD	Qual
1,2-Dibromoethane (EDB)	ug/L	ND	.27	.27	0.35	0.35	126	128	60-140	2	20	
1-Chloro-2-bromopropane (S)	%						112	113	60-140			

SAMPLE DUPLICATE: 494630

Parameter	Units	9276968003 Result	Dup Result	RPD	Max RPD	Qualifiers
1,2-Dibromoethane (EDB)	ug/L	ND	ND		20	
1-Chloro-2-bromopropane (S)	%	103	110	6		

This report shall not be reproduced, except in full,
without the written consent of Pace Analytical Services, Inc..

ACCREDITED IN ACCORDANCE WITH nelac

Pace Analytical®
www.pacelabs.com

Pace Analytical Services, Inc.
2225 Riverside Dr.
Asheville, NC 28804
(828)254-7176

Pace Analytical Services, Inc.
9800 Kincey Ave. Suite 100
Huntersville, NC 28078
(704)875-9092

QUALITY CONTROL DATA

Project: Heath Self Serve 08932
Pace Project No.: 9276968

QC Batch: MSV/12148 Analysis Method: EPA 8260
QC Batch Method: EPA 8260 Analysis Description: 8260 MSV Oxygenates SC
Associated Lab Samples: 9276968004, 9276968005, 9276968006, 9276968010, 9276968012, 9276968013, 9276968014, 9276968015, 9276968017, 9276968018

METHOD BLANK: 493876 Matrix: Water
Associated Lab Samples: 9276968004, 9276968005, 9276968006, 9276968010, 9276968012, 9276968013, 9276968014, 9276968015, 9276968017, 9276968018

Parameter	Units	Blank Result	Reporting Limit	Analyzed	Qualifiers
1,2-Dichloroethane	ug/L	ND	5.0	09/07/10 23:11	
3,3-Dimethyl-1-Butanol	ug/L	ND	100	09/07/10 23:11	
Benzene	ug/L	ND	5.0	09/07/10 23:11	
Diisopropyl ether	ug/L	ND	5.0	09/07/10 23:11	
Ethanol	ug/L	ND	200	09/07/10 23:11	
Ethyl-tert-butyl ether	ug/L	ND	10.0	09/07/10 23:11	
Ethylbenzene	ug/L	ND	5.0	09/07/10 23:11	
m&p-Xylene	ug/L	ND	10.0	09/07/10 23:11	
Methyl-tert-butyl ether	ug/L	ND	5.0	09/07/10 23:11	
Naphthalene	ug/L	ND	5.0	09/07/10 23:11	
o-Xylene	ug/L	ND	5.0	09/07/10 23:11	
tert-Amyl Alcohol	ug/L	ND	100	09/07/10 23:11	
tert-Amylmethyl ether	ug/L	ND	10.0	09/07/10 23:11	
tert-Butyl Alcohol	ug/L	ND	100	09/07/10 23:11	
tert-Butyl Formate	ug/L	ND	50.0	09/07/10 23:11	
Toluene	ug/L	ND	5.0	09/07/10 23:11	
Xylene (Total)	ug/L	ND	10.0	09/07/10 23:11	
1,2-Dichloroethane-d4 (S)	%	94	70-130	09/07/10 23:11	
4-Bromofluorobenzene (S)	%	100	70-130	09/07/10 23:11	
Dibromofluoromethane (S)	%	97	70-130	09/07/10 23:11	
Toluene-d8 (S)	%	97	70-130	09/07/10 23:11	

LABORATORY CONTROL SAMPLE: 493877

Parameter	Units	Spike Conc.	LCS Result	LCS % Rec	% Rec Limits	Qualifiers
1,2-Dichloroethane	ug/L	50	52.3	105	70-130	
3,3-Dimethyl-1-Butanol	ug/L	1000	1080	108	70-130	
Benzene	ug/L	50	51.6	103	70-130	
Diisopropyl ether	ug/L	50	52.1	104	70-130	
Ethanol	ug/L	2000	2750	137	70-130	L3
Ethyl-tert-butyl ether	ug/L	100	104	104	70-130	
Ethylbenzene	ug/L	50	51.3	103	70-130	
m&p-Xylene	ug/L	100	104	104	70-130	
Methyl-tert-butyl ether	ug/L	50	50.7	101	70-130	
Naphthalene	ug/L	50	53.0	106	70-130	
o-Xylene	ug/L	50	52.5	105	70-130	
tert-Amyl Alcohol	ug/L	1000	1180	118	70-130	
tert-Amylmethyl ether	ug/L	100	104	104	70-130	
tert-Butyl Alcohol	ug/L	500	549	110	70-130	
tert-Butyl Formate	ug/L	400	361	90	70-130	

This report shall not be reproduced, except in full,
without the written consent of Pace Analytical Services, Inc..

ACCREDITED IN ACCORDANCE WITH nelac

Pace Analytical®
www.pacelabs.com

Pace Analytical Services, Inc.
2225 Riverside Dr.
Asheville, NC 28804
(828)254-7176

Pace Analytical Services, Inc.
9800 Kincey Ave. Suite 100
Huntersville, NC 28078
(704)875-9092

QUALITY CONTROL DATA

Project: Heath Self Serve 08932
Pace Project No.: 9276968

LABORATORY CONTROL SAMPLE: 493877

Parameter	Units	Spike Conc.	LCS Result	LCS % Rec	% Rec Limits	Qualifiers
Toluene	ug/L	50	52.4	105	70-130	
Xylene (Total)	ug/L	150	157	104	70-130	
1,2-Dichloroethane-d4 (S)	%			95	70-130	
4-Bromofluorobenzene (S)	%			104	70-130	
Dibromofluoromethane (S)	%			99	70-130	
Toluene-d8 (S)	%			99	70-130	

MATRIX SPIKE & MATRIX SPIKE DUPLICATE: 493878 493879

Parameter	Units	9276968006 Result	MS Spike Conc.	MSD Spike Conc.	MS Result	MSD Result	MS % Rec	MSD % Rec	% Rec Limits	RPD	Max RPD	Qual
1,2-Dichloroethane	ug/L	ND	50	50	55.9	54.5	112	109	70-130	2	30	
3,3-Dimethyl-1-Butanol	ug/L	ND	1000	1000	999	1120	100	112	70-130	11	30	
Benzene	ug/L	ND	50	50	57.0	56.5	112	111	70-130	1	30	
Diisopropyl ether	ug/L	ND	50	50	55.5	55.7	111	111	70-130	0	30	
Ethanol	ug/L	ND	2000	2000	1770	3030	89	151	70-130	52	30	M0,R1
Ethyl-tert-butyl ether	ug/L	ND	100	100	108	110	108	110	70-130	2	30	
Ethylbenzene	ug/L	2.6J	50	50	49.7	48.6	94	92	70-130	2	30	
m&p-Xylene	ug/L	ND	100	100	90.4	87.7	88	85	70-130	3	30	
Methyl-tert-butyl ether	ug/L	ND	50	50	53.0	53.3	105	106	70-130	1	30	
Naphthalene	ug/L	ND	50	50	37.9	42.1	74	82	70-130	10	30	
o-Xylene	ug/L	ND	50	50	45.6	44.2	90	87	70-130	3	30	
tert-Amyl Alcohol	ug/L	ND	1000	1000	1050	1250	105	125	70-130	18	30	
tert-Amylmethyl ether	ug/L	ND	100	100	106	108	106	108	70-130	2	30	
tert-Butyl Alcohol	ug/L	ND	500	500	471	571	94	114	70-130	19	30	
tert-Butyl Formate	ug/L	ND	400	400	ND	ND	0	0	70-130		30	P5
Toluene	ug/L	ND	50	50	52.4	51.9	102	101	70-130	1	30	
1,2-Dichloroethane-d4 (S)	%						94	96	70-130			
4-Bromofluorobenzene (S)	%						100	99	70-130			
Dibromofluoromethane (S)	%						99	99	70-130			
Toluene-d8 (S)	%						98	98	70-130			

This report shall not be reproduced, except in full,
without the written consent of Pace Analytical Services, Inc..

ACCREDITED IN ACCORDANCE WITH nelac

Pace Analytical®
www.pacelabs.com

Pace Analytical Services, Inc.
2225 Riverside Dr.
Asheville, NC 28804
(828)254-7176

Pace Analytical Services, Inc.
9800 Kincey Ave. Suite 100
Huntersville, NC 28078
(704)875-9092

QUALITY CONTROL DATA

Project: Heath Self Serve 08932
Pace Project No.: 9276968

QC Batch: MSV/12149 Analysis Method: EPA 8260
QC Batch Method: EPA 8260 Analysis Description: 8260 MSV Oxygenates SC
Associated Lab Samples: 9276968001, 9276968002, 9276968007, 9276968008, 9276968009, 9276968011, 9276968016, 9276968019, 9276968020, 9276968021

METHOD BLANK: 493880 Matrix: Water
Associated Lab Samples: 9276968001, 9276968002, 9276968007, 9276968008, 9276968009, 9276968011, 9276968016, 9276968019, 9276968020, 9276968021

Parameter	Units	Blank Result	Reporting Limit	Analyzed	Qualifiers
1,2-Dichloroethane	ug/L	ND	5.0	09/07/10 23:29	
3,3-Dimethyl-1-Butanol	ug/L	ND	100	09/07/10 23:29	
Benzene	ug/L	ND	5.0	09/07/10 23:29	
Diisopropyl ether	ug/L	ND	5.0	09/07/10 23:29	
Ethanol	ug/L	ND	200	09/07/10 23:29	
Ethyl-tert-butyl ether	ug/L	ND	10.0	09/07/10 23:29	
Ethylbenzene	ug/L	ND	5.0	09/07/10 23:29	
m&p-Xylene	ug/L	ND	10.0	09/07/10 23:29	
Methyl-tert-butyl ether	ug/L	ND	5.0	09/07/10 23:29	
Naphthalene	ug/L	ND	5.0	09/07/10 23:29	
o-Xylene	ug/L	ND	5.0	09/07/10 23:29	
tert-Amyl Alcohol	ug/L	ND	100	09/07/10 23:29	
tert-Amylmethyl ether	ug/L	ND	10.0	09/07/10 23:29	
tert-Butyl Alcohol	ug/L	ND	100	09/07/10 23:29	
tert-Butyl Formate	ug/L	ND	50.0	09/07/10 23:29	
Toluene	ug/L	ND	5.0	09/07/10 23:29	
Xylene (Total)	ug/L	ND	10.0	09/07/10 23:29	
1,2-Dichloroethane-d4 (S)	%	96	70-130	09/07/10 23:29	
4-Bromofluorobenzene (S)	%	99	70-130	09/07/10 23:29	
Dibromofluoromethane (S)	%	97	70-130	09/07/10 23:29	
Toluene-d8 (S)	%	97	70-130	09/07/10 23:29	

METHOD BLANK: 494434 Matrix: Water
Associated Lab Samples: 9276968001, 9276968002, 9276968007, 9276968008, 9276968009, 9276968011, 9276968016, 9276968019, 9276968020, 9276968021

Parameter	Units	Blank Result	Reporting Limit	Analyzed	Qualifiers
1,2-Dichloroethane	ug/L	ND	5.0	09/08/10 13:21	
3,3-Dimethyl-1-Butanol	ug/L	ND	100	09/08/10 13:21	
Benzene	ug/L	ND	5.0	09/08/10 13:21	
Diisopropyl ether	ug/L	ND	5.0	09/08/10 13:21	
Ethanol	ug/L	ND	200	09/08/10 13:21	
Ethyl-tert-butyl ether	ug/L	ND	10.0	09/08/10 13:21	
Ethylbenzene	ug/L	ND	5.0	09/08/10 13:21	
m&p-Xylene	ug/L	ND	10.0	09/08/10 13:21	
Methyl-tert-butyl ether	ug/L	ND	5.0	09/08/10 13:21	
Naphthalene	ug/L	ND	5.0	09/08/10 13:21	
o-Xylene	ug/L	ND	5.0	09/08/10 13:21	
tert-Amyl Alcohol	ug/L	ND	100	09/08/10 13:21	
tert-Amylmethyl ether	ug/L	ND	10.0	09/08/10 13:21	

This report shall not be reproduced, except in full,
without the written consent of Pace Analytical Services, Inc..

ACCREDITED IN ACCORDANCE WITH nelac

Pace Analytical®
www.pacelabs.com

Pace Analytical Services, Inc.
2225 Riverside Dr.
Asheville, NC 28804
(828)254-7176

Pace Analytical Services, Inc.
9800 Kincey Ave. Suite 100
Huntersville, NC 28078
(704)875-9092

QUALITY CONTROL DATA

Project: Heath Self Serve 08932
Pace Project No.: 9276968

METHOD BLANK: 494434 Matrix: Water

Associated Lab Samples: 9276968001, 9276968002, 9276968007, 9276968008, 9276968009, 9276968011, 9276968016, 9276968019, 9276968020, 9276968021

Parameter	Units	Blank Result	Reporting Limit	Analyzed	Qualifiers
tert-Butyl Alcohol	ug/L	ND	100	09/08/10 13:21	
tert-Butyl Formate	ug/L	ND	50.0	09/08/10 13:21	
Toluene	ug/L	ND	5.0	09/08/10 13:21	
Xylene (Total)	ug/L	ND	10.0	09/08/10 13:21	
1,2-Dichloroethane-d4 (S)	%	93	70-130	09/08/10 13:21	
4-Bromofluorobenzene (S)	%	99	70-130	09/08/10 13:21	
Dibromofluoromethane (S)	%	96	70-130	09/08/10 13:21	
Toluene-d8 (S)	%	98	70-130	09/08/10 13:21	

LABORATORY CONTROL SAMPLE: 493881

Parameter	Units	Spike Conc.	LCS Result	LCS % Rec	% Rec Limits	Qualifiers
1,2-Dichloroethane	ug/L	50	49.6	99	70-130	
3,3-Dimethyl-1-Butanol	ug/L	1000	1030	103	70-130	
Benzene	ug/L	50	48.4	97	70-130	
Diisopropyl ether	ug/L	50	49.2	98	70-130	
Ethanol	ug/L	2000	2770	139	70-130	L3
Ethyl-tert-butyl ether	ug/L	100	98.0	98	70-130	
Ethylbenzene	ug/L	50	48.2	96	70-130	
m&p-Xylene	ug/L	100	98.2	98	70-130	
Methyl-tert-butyl ether	ug/L	50	47.9	96	70-130	
Naphthalene	ug/L	50	52.4	105	70-130	
o-Xylene	ug/L	50	49.9	100	70-130	
tert-Amyl Alcohol	ug/L	1000	1120	112	70-130	
tert-Amylmethyl ether	ug/L	100	99.5	99	70-130	
tert-Butyl Alcohol	ug/L	500	534	107	70-130	
tert-Butyl Formate	ug/L	400	339	85	70-130	
Toluene	ug/L	50	49.7	99	70-130	
Xylene (Total)	ug/L	150	148	99	70-130	
1,2-Dichloroethane-d4 (S)	%			93	70-130	
4-Bromofluorobenzene (S)	%			103	70-130	
Dibromofluoromethane (S)	%			98	70-130	
Toluene-d8 (S)	%			99	70-130	

MATRIX SPIKE & MATRIX SPIKE DUPLICATE: 493882 493883

Parameter	Units	9276968021 Result	MS Spike Conc.	MSD Spike Conc.	MS Result	MSD Result	MS % Rec	MSD % Rec	% Rec Limits	RPD	Max RPD	Qual
1,2-Dichloroethane	ug/L	ND	50	50	55.2	54.6	110	109	70-130	1	30	
3,3-Dimethyl-1-Butanol	ug/L	ND	1000	1000	1080	1210	108	121	70-130	11	30	
Benzene	ug/L	ND	50	50	56.7	56.4	113	113	70-130	1	30	
Diisopropyl ether	ug/L	ND	50	50	55.0	55.4	110	111	70-130	1	30	
Ethanol	ug/L	ND	2000	2000	2960	3000	148	150	70-130	1	30	M0

This report shall not be reproduced, except in full,
without the written consent of Pace Analytical Services, Inc..

ACCREDITED IN ACCORDANCE WITH nelac

Pace Analytical®
www.pacelabs.com

Pace Analytical Services, Inc.
2225 Riverside Dr.
Asheville, NC 28804
(828)254-7176

Pace Analytical Services, Inc.
9800 Kincey Ave. Suite 100
Huntersville, NC 28078
(704)875-9092

QUALITY CONTROL DATA

Project: Heath Self Serve 08932
Pace Project No.: 9276968

MATRIX SPIKE & MATRIX SPIKE DUPLICATE: 493882 493883

Parameter	Units	9276968021 Result	MS Spike Conc.	MSD Spike Conc.	MS Result	MSD Result	MS % Rec	MSD % Rec	% Rec Limits	RPD	Max RPD	Qual
Ethyl-tert-butyl ether	ug/L	ND	100	100	109	109	109	109	70-130	1	30	
Ethylbenzene	ug/L	ND	50	50	55.7	55.4	111	111	70-130	1	30	
m&p-Xylene	ug/L	ND	100	100	112	112	112	112	70-130	0	30	
Methyl-tert-butyl ether	ug/L	ND	50	50	51.6	52.9	103	106	70-130	2	30	
Naphthalene	ug/L	ND	50	50	53.0	59.2	106	118	70-130	11	30	
o-Xylene	ug/L	ND	50	50	56.5	56.8	113	113	70-130	1	30	
tert-Amyl Alcohol	ug/L	ND	1000	1000	1170	1250	117	125	70-130	7	30	
tert-Amylmethyl ether	ug/L	ND	100	100	106	110	106	110	70-130	4	30	
tert-Butyl Alcohol	ug/L	ND	500	500	527	576	105	115	70-130	9	30	
tert-Butyl Formate	ug/L	ND	400	400	ND	ND	0	0	70-130		30	P5
Toluene	ug/L	ND	50	50	56.7	56.2	113	112	70-130	1	30	
1,2-Dichloroethane-d4 (S)	%						93	96	70-130			
4-Bromofluorobenzene (S)	%						101	103	70-130			
Dibromofluoromethane (S)	%						100	98	70-130			
Toluene-d8 (S)	%						99	99	70-130			

This report shall not be reproduced, except in full,
without the written consent of Pace Analytical Services, Inc..

ACCREDITED IN ACCORDANCE WITH nelac

Pace Analytical®
www.pacelabs.com

Pace Analytical Services, Inc.
2225 Riverside Dr.
Asheville, NC 28804
(828)254-7176

Pace Analytical Services, Inc.
9800 Kincey Ave. Suite 100
Huntersville, NC 28078
(704)875-9092

QUALITY CONTROL DATA

Project: Heath Self Serve 08932
Pace Project No.: 9276968

QC Batch: MSV/12188
QC Batch Method: EPA 8260
Analysis Method: EPA 8260
Analysis Description: 8260 MSV Oxygenates SC
Associated Lab Samples: 9276968003

METHOD BLANK: 495175
Matrix: Water
Associated Lab Samples: 9276968003

Parameter	Units	Blank Result	Reporting Limit	Analyzed	Qualifiers
1,2-Dichloroethane	ug/L	ND	5.0	09/09/10 12:56	
3,3-Dimethyl-1-Butanol	ug/L	ND	100	09/09/10 12:56	
Benzene	ug/L	ND	5.0	09/09/10 12:56	
Diisopropyl ether	ug/L	ND	5.0	09/09/10 12:56	
Ethanol	ug/L	ND	200	09/09/10 12:56	
Ethyl-tert-butyl ether	ug/L	ND	10.0	09/09/10 12:56	
Ethylbenzene	ug/L	ND	5.0	09/09/10 12:56	
m&p-Xylene	ug/L	ND	10.0	09/09/10 12:56	
Methyl-tert-butyl ether	ug/L	ND	5.0	09/09/10 12:56	
Naphthalene	ug/L	ND	5.0	09/09/10 12:56	
o-Xylene	ug/L	ND	5.0	09/09/10 12:56	
tert-Amyl Alcohol	ug/L	ND	100	09/09/10 12:56	
tert-Amylmethyl ether	ug/L	ND	10.0	09/09/10 12:56	
tert-Butyl Alcohol	ug/L	ND	100	09/09/10 12:56	
tert-Butyl Formate	ug/L	ND	50.0	09/09/10 12:56	
Toluene	ug/L	ND	5.0	09/09/10 12:56	
Xylene (Total)	ug/L	ND	10.0	09/09/10 12:56	
1,2-Dichloroethane-d4 (S)	%	96	70-130	09/09/10 12:56	
4-Bromofluorobenzene (S)	%	98	70-130	09/09/10 12:56	
Dibromofluoromethane (S)	%	97	70-130	09/09/10 12:56	
Toluene-d8 (S)	%	98	70-130	09/09/10 12:56	

LABORATORY CONTROL SAMPLE: 495176

Parameter	Units	Spike Conc.	LCS Result	LCS % Rec	% Rec Limits	Qualifiers
1,2-Dichloroethane	ug/L	50	52.7	105	70-130	
3,3-Dimethyl-1-Butanol	ug/L	1000	1200	120	70-130	
Benzene	ug/L	50	52.4	105	70-130	
Diisopropyl ether	ug/L	50	51.9	104	70-130	
Ethanol	ug/L	2000	3080	154	70-130	L3
Ethyl-tert-butyl ether	ug/L	100	104	104	70-130	
Ethylbenzene	ug/L	50	52.2	104	70-130	
m&p-Xylene	ug/L	100	105	105	70-130	
Methyl-tert-butyl ether	ug/L	50	50.4	101	70-130	
Naphthalene	ug/L	50	55.5	111	70-130	
o-Xylene	ug/L	50	53.5	107	70-130	
tert-Amyl Alcohol	ug/L	1000	1260	126	70-130	
tert-Amylmethyl ether	ug/L	100	105	105	70-130	
tert-Butyl Alcohol	ug/L	500	624	125	70-130	
tert-Butyl Formate	ug/L	400	347	87	70-130	
Toluene	ug/L	50	53.5	107	70-130	

This report shall not be reproduced, except in full,
without the written consent of Pace Analytical Services, Inc..

ACCREDITED IN ACCORDANCE WITH nelac

Pace Analytical®
www.pacelabs.com

Pace Analytical Services, Inc.
2225 Riverside Dr.
Asheville, NC 28804
(828)254-7176

Pace Analytical Services, Inc.
9800 Kincey Ave. Suite 100
Huntersville, NC 28078
(704)875-9092

QUALITY CONTROL DATA

Project: Heath Self Serve 08932
Pace Project No.: 9276968

LABORATORY CONTROL SAMPLE: 495176

Parameter	Units	Spike Conc.	LCS Result	LCS % Rec	% Rec Limits	Qualifiers
Xylene (Total)	ug/L	150	159	106	70-130	
1,2-Dichloroethane-d4 (S)	%			94	70-130	
4-Bromofluorobenzene (S)	%			101	70-130	
Dibromofluoromethane (S)	%			97	70-130	
Toluene-d8 (S)	%			99	70-130	

This report shall not be reproduced, except in full,
without the written consent of Pace Analytical Services, Inc..

ACCREDITED IN ACCORDANCE WITH nelac

Pace Analytical®
www.pacelabs.com

Pace Analytical Services, Inc.
2225 Riverside Dr.
Asheville, NC 28804
(828)254-7176

Pace Analytical Services, Inc.
9800 Kincey Ave. Suite 100
Huntersville, NC 28078
(704)875-9092

QUALIFIERS

Project: Heath Self Serve 08932
Pace Project No.: 9276968

DEFINITIONS

DF - Dilution Factor, if reported, represents the factor applied to the reported data due to changes in sample preparation, dilution of the sample aliquot, or moisture content.

ND - Not Detected at or above adjusted reporting limit.

J - Estimated concentration above the adjusted method detection limit and below the adjusted reporting limit.

MDL - Adjusted Method Detection Limit.

S - Surrogate

1,2-Diphenylhydrazine (8270 listed analyte) decomposes to Azobenzene.

Consistent with EPA guidelines, unrounded data are displayed and have been used to calculate % recovery and RPD values.

LCS(D) - Laboratory Control Sample (Duplicate)

MS(D) - Matrix Spike (Duplicate)

DUP - Sample Duplicate

RPD - Relative Percent Difference

NC - Not Calculable.

U - Indicates the compound was analyzed for, but not detected.

N-Nitrosodiphenylamine decomposes and cannot be separated from Diphenylamine using Method 8270. The result reported for each analyte is a combined concentration.

Pace Analytical is NELAP accredited. Contact your Pace PM for the current list of accredited analytes.

ANALYTE QUALIFIERS

L3	Analyte recovery in the laboratory control sample (LCS) exceeded QC limits. Analyte presence below reporting limits in associated samples. Results unaffected by high bias.
M0	Matrix spike recovery and/or matrix spike duplicate recovery was outside laboratory control limits.
P5	The EPA or method required sample preservation degrades this compound, therefore acceptable recoveries may not be achieved in sample matrix spikes.
R1	RPD value was outside control limits.
S4	Surrogate recovery not evaluated against control limits due to sample dilution.

This report shall not be reproduced, except in full,
without the written consent of Pace Analytical Services, Inc..

ACCREDITED IN ACCORDANCE WITH nelac

Pace Analytical
www.pacelabs.com

CHAIN-OF-CUSTODY / Analytical Request Document

The Chain-of-Custody is a LEGAL DOCUMENT. All relevant fields must be completed accurately.

Page: 1 of 3

1378264

Section A Required Client Information:
Company: SCDHEC-UST
Address: 2600 Bull Street Columbia SC 29201
Email To:
Phone: (803) 896-6248 Fax: (803) 896-6240
Requested Due Date/TAT:

Section B Required Project Information:
Report To: D. Thoma
Copy To:
Purchase Order No.: 719459
Project Name: Heath Self Serv
Project Number: 08932/CA# 39008

Section C Invoice Information:
Attention: Finance (D. Thoma)
Company Name: SCDHEC-UST
Address:
Pace Quote Reference:
Pace Project Manager: Renee Spencer
Pace Profile #: 849-5

REGULATORY AGENCY
☐ NPDES ☐ GROUND WATER ☐ DRINKING WATER
☑ UST ☐ RCRA ☐ OTHER
Site Location STATE: SC

Section D Required Client Information

SAMPLE ID (A-Z, 0-9 / ,-) Sample IDs MUST BE UNIQUE

Matrix Codes — MATRIX / CODE: Drinking Water DW; Water WT; Waste Water WW; Product P; Soil/Solid SL; Oil OL; Wipe WP; Air AR; Tissue TS; Other OT

ITEM #	SAMPLE ID	MATRIX CODE (see valid codes to left)	SAMPLE TYPE (G=GRAB C=COMP)	COLLECTED COMPOSITE START DATE	COMPOSITE START TIME	COMPOSITE END/GRAB DATE	COMPOSITE END/GRAB TIME	SAMPLE TEMP AT COLLECTION	# OF CONTAINERS	Preservatives: Unpreserved	H_2SO_4	HNO_3	HCl	NaOH	$Na_2S_2O_3$	Methanol	Other	Analysis Test Y/N: BTEX, MtBE (8260B)	1,2 DCA & 1,8 Oxygenates (8260B)	EDB (8011)	Residual Chlorine (Y/N)	Pace Project No./ Lab I.D.
1	MW-1R	WT	G			9-2-10	1235		6				6					X	X	X		Odor 001
2	MW-2						1245											X	X	X		Odor 002
3	MW-3						1230											X	X	X		Odor 003
4	MW-4						1200											X	X	X		Odor 004
5	MW-5						1222											X	X	X		No Odor 005
6	MW-6						1235											X	X	X		Odor 006
7	MW-7						1130											X	X	X		Odor 007
8	MW-8						1140											X	X	X		No Odor 008
9	MW-9						1139											X	X	X		Odor 009
10	MW-10						-											X	X	X		No Sample
11	MW-11R						1120											X	X	X		Odor 010
12	MW-12						1240											X	X	X		Odor 011

9276968

ADDITIONAL COMMENTS	RELINQUISHED BY / AFFILIATION	DATE	TIME	ACCEPTED BY / AFFILIATION	DATE	TIME	SAMPLE CONDITIONS: Temp in °C	Received on Ice (Y/N)	Custody Sealed Cooler (Y/N)	Samples Intact (Y/N)
Request "J" Value		9-2-10	10:17	S Moody - Pace	9-2-10	10:17				
	S Moody	9-2-10	15:10		9/3/10	15:10	3.1	Yes	No	Yes

ORIGINAL

SAMPLER NAME AND SIGNATURE
PRINT Name of SAMPLER:
SIGNATURE of SAMPLER:
DATE Signed (MM/DD/YY): 9-2-10

*Important Note: By signing this form you are accepting Pace's NET 30 day payment terms and agreeing to late charges of 1.5% per month for any invoices not paid within 30 days.

F-ALL-Q-020rev.07, 15-May-2007

Pace Analytical®
www.pacelabs.com

CHAIN-OF-CUSTODY / Analytical Request Document

The Chain-of-Custody is a LEGAL DOCUMENT. All relevant fields must be completed accurately.

Page: 2 of 3

1378266

Section A Required Client Information:

Company: SCDHEC-UST
Address: 2600 Bull Street
Columbia SC 29201
Email To:
Phone: (803) 896-6290 Fax: (803) 896-6245
Requested Due Date/TAT:

Section B Required Project Information:

Report To: D. Thoma
Copy To:
Purchase Order No.: 7194159
Project Name: Heath Self Serve
Project Number: 08952 / CA# 35008

Section C Invoice Information:

Attention: Finance (D. Thoma)
Company Name: SCDHEC-UST
Address:
Pace Quote Reference:
Pace Project Manager: Rene Spencer
Pace Profile #:

REGULATORY AGENCY

☐ NPDES ☐ GROUND WATER ☐ DRINKING WATER
☑ UST ☐ RCRA ☐ OTHER

Site Location STATE: SC

Section D Required Client Information

SAMPLE ID (A-Z, 0-9 / , -) Sample IDs MUST BE UNIQUE

Matrix Codes — MATRIX / CODE: Drinking Water DW; Water WT; Waste Water WW; Product P; Soil/Solid SL; Oil OL; Wipe WP; Air AR; Tissue TS; Other OT

ITEM #	SAMPLE ID	MATRIX CODE (see valid codes to left)	SAMPLE TYPE (G=GRAB C=COMP)	COLLECTED: COMPOSITE START DATE	COMPOSITE START TIME	COMPOSITE END/GRAB DATE	COMPOSITE END/GRAB TIME	SAMPLE TEMP AT COLLECTION	# OF CONTAINERS	Preservatives: Unpreserved	H_2SO_4	HNO_3	HCl	NaOH	$Na_2S_2O_3$	Methanol	Other	Analysis Test Y/N	Requested Analysis Filtered (Y/N)	Residual Chlorine (Y/N)	Pace Project No./ Lab I.D.
1	MW-13	WT	G			9-2-10	1145		6				6c								No Odor 012
2	MW-14						945														No Odor 013
3	MW-15						1010														No Odor 014
4	MW-16						1120														No Odor 015
5	MW-17R						955														Odor 016
6	MW-18						1000														No Odor 017
7	MW-19						930														Odor 018
8	MW-20						910														Odor 019
9	MW-21						-														No Sample
10	MW-22						-														No Sample
11	MW-23						-														No Sample
12	MW-24						-														No Sample

9276968

ADDITIONAL COMMENTS	RELINQUISHED BY / AFFILIATION	DATE	TIME	ACCEPTED BY / AFFILIATION	DATE	TIME	SAMPLE CONDITIONS: Temp in °C	Received on Ice (Y/N)	Custody Sealed Cooler (Y/N)	Samples Intact (Y/N)
Request "J" Value		9-2-10	10:17	B Moody Pace	9-2-10	10:17				
	B Moody	9-3-10	15:10	UPS Fed Ex	9/3/10	15:10	3.1	Yes	no	Yes

ORIGINAL

SAMPLER NAME AND SIGNATURE

PRINT Name of SAMPLER: Alex Watson

SIGNATURE of SAMPLER: [signature] DATE Signed (MM/DD/YY): 9-2-10

*Important Note: By signing this form you are accepting Pace's NET 30 day payment terms and agreeing to late charges of 1.5% per month for any invoices not paid within 30 days.

Pace Analytical®
www.pacelabs.com

CHAIN-OF-CUSTODY / Analytical Request Document

The Chain-of-Custody is a LEGAL DOCUMENT. All relevant fields must be completed accurately.

Page: 3 of 3

1378265

Section A Required Client Information:

Company: SCDHEC-UST
Address: 2600 Bull Street
Columbia SC 29201
Email To:
Phone: (803) 896-7240 Fax: (803) 896-6245
Requested Due Date/TAT:

Section B Required Project Information:

Report To: D. Thoma
Copy To:
Purchase Order No.: 719459
Project Name: Heath Self Serve
Project Number: 08932/CA#39008

Section C Invoice Information:

Attention: Finance (D. Thoma)
Company Name: SCDHEC-UST
Address:
Pace Quote Reference:
Pace Project Manager: Renee Spencer
Pace Profile #:

REGULATORY AGENCY

☐ NPDES ☐ GROUND WATER ☐ DRINKING WATER
☑ UST ☐ RCRA ☐ OTHER

Site Location STATE: SC

Section D Required Client Information

Matrix Codes MATRIX / CODE: Drinking Water DW, Water WT, Waste Water WW, Product P, Soil/Solid SL, Oil OL, Wipe WP, Air AR, Tissue TS, Other OT

SAMPLE ID (A-Z, 0-9 / ,-) Sample IDs MUST BE UNIQUE

Requested Analysis Filtered (Y/N)

ITEM #	SAMPLE ID	MATRIX CODE (see valid codes to left)	SAMPLE TYPE (G=GRAB C=COMP)	COLLECTED COMPOSITE START DATE	COLLECTED COMPOSITE START TIME	COLLECTED COMPOSITE END/GRAB DATE	COLLECTED COMPOSITE END/GRAB TIME	SAMPLE TEMP AT COLLECTION	# OF CONTAINERS	Unpreserved	H_2SO_4	HNO_3	HCl	NaOH	$Na_2S_2O_3$	Methanol	Other	Analysis Test (Y/N)	BTEX, Naph, MTBE (8260B)	1,2DCA, Bioxylene (8260B)	EDB (8011)	Residual Chlorine (Y/N)	Pace Project No./ Lab I.D.
1	MW-25	WT	G			9-2-10	9:40		6				6						x	x	x		No Odor 020
2	~~[illegible]~~ MW-27	↓	↓			↓			↓				↓						x	x	x		No Sample
3	MW-28	↓	↓			↓	905		↓				↓						x	x	x		No Odor 021
4																							
5																							
6																							
7																							
8																							
9																							
10																							
11																							
12																							

9276968

ADDITIONAL COMMENTS	RELINQUISHED BY / AFFILIATION	DATE	TIME	ACCEPTED BY / AFFILIATION	DATE	TIME	SAMPLE CONDITIONS			
Request "J" Value	[signature]	9-3-10	10:17	G Moody - Pace	9-3-10	10:17				
	G Moody	9-3-10	15:10	[signature] Pace	9/3/10	15:10	3.1	yes	no	yes

ORIGINAL

SAMPLER NAME AND SIGNATURE

PRINT Name of SAMPLER: Alex Wolfson

SIGNATURE of SAMPLER: [signature]

DATE Signed (MM/DD/YY): 9-2-10

Temp in °C | Received on Ice (Y/N) | Custody Sealed Cooler (Y/N) | Samples Intact (Y/N)

*Important Note: By signing this form you are accepting Pace's NET 30 day payment terms and agreeing to late charges of 1.5% per month for any invoices not paid within 30 days.

F-ALL-Q-020rev.07, 15-May-2007

D H E C

PROMOTE PROTECT PROSPER

C. Earl Hunter, Commissioner

Promoting and protecting the health of the public and the environment.

UST DOCKET 19tech

BRIAN SHANE
MIDLANDS ENVIRONMENTAL CONSULTANTS INC
P O BOX 854
LEXINGTON SC 29071-0854

DEC 13 2010

Re: Bid # IBF-36815-8/27/09-EMW; PO # 4500011659
Notice to Proceed

Dear Mr. Shane:

Based on the award of the referenced bid package, enclosed are the information packets to conduct Free Product (FP) recovery using Aggressive Fluid Vapor Recovery (AFVR) or passive skimmers at several facilities. The packets contain the necessary approval for work to begin. You may commence with a site reconnaissance before the AFVR and/or passive skimmers installation. If monitoring wells do not contain measurable free phase product, contact the UST project manager for further instructions. The facilities have been assigned Cost Agreement (CA) numbers as listed below. Please reference the CA numbers and Purchase Order # 4500011659 on the appropriate invoices submitted for payment against the facilities. As specified in the referenced bid, the completed invoice forms and associated reports (include contract certification number) are expected on or before the designated due date (see below).

UST Permit #	Facility	County	Releas	Work Scope	Due Date*	CA #	Approved Amt.
18131	Former Fast Fare	Greenwood	1	AFVR	60 days	39923	4,425.00
00769	Anderson Patrol Facility	Anderson	1	AFVR	90 days	40656	3,315.00
08932	Heath Self Service	Sumter	1	AFVR	60 days	40666	6,075.00
06974	Pratt's Grocery	Orangeburg	1	AFVR	90days	40672	3,315.00
14346	One Stop	Charleston	1	AFVR	60days	40694	2,375.00

*From receipt of letter

Midland's Environmental Consultants, Inc. will perform services at the sites on behalf of the site's UST owners; however, payments will be made from the SUPERB Account. The site's UST owners have no obligation for payment for this scope of work. Please note that Sections 44-2-110(4) and 44-2-130(B) of the SUPERB Statute state that no costs will be allowed (considered for payment) unless prior approval from the Department is obtained.

If for any reason there are changes in these cost agreements, any associated changes to this cost agreement must be pre-approved by this Department in order for Midlands Environmental Consultants to seek future cost compensation. Please contact the site's project manager for technical and/or financial approval. Any item(s) not clearly or completely addressed in the report (disposal manifest for generated ground water, etc.) WILL NOT be compensated by the SUPERB Account.

The Department grants pre-approval for transportation of free phase product and petroleum contaminated groundwater from the referenced site to a permitted treatment facility. The free product and contaminated groundwater must be accepted by the approved treatment facility. There can be no spillage or leakage in transport. A copy of the disposal manifest from the receiving facility that clearly designates the quantity received must be included as an appendix to the report.

If you have any questions concerning this correspondence or need further assistance, please contact me by phone at (803) 896-6664, by fax at (803) 896-6245 or by email at milenkmp@dhec.sc.gov.

Sincerely,

Maia Milenkova, Hydrogeologist
Assessment Section
UST Management Division
Bureau of Land and Waste Management

enc.: Approved Cost Agreements (ACA)
Information Packets
cc: Technical File (w/copy of ACA)

SCDHEC/UST/12/10/10/MPM

Approved Cost Agreement 40666

Facility: 08932 H Q HEATH SELF SERV 2
THOMADL
PO Number:

Task / Description	Categories	Item	Description	Qty / Pct	Unit Price	Amount
04 MOB/DEMOB						
		A	EQUIPMENT	5.0000	350.00	1,750.00
17 DISPOSAL						
		A2	WASTEWATER - PUMPING TEST	7,500.0000	0.10	750.00
23 EFR						
		A	8 HOUR EVENT	5.0000	600.00	3,000.00
		C	OFF GAS TREATMENT	5.0000	100.00	500.00
		D	SITE RECONNAISSANCE	1.0000	75.00	75.00
				Total Amount		6,075.00

Midlands
Environmental
Consultants, Inc.

December 22, 2010

Ms. Debra Thoma, Hydrogeologist
Corrective Action Section
Assessment and Corrective Action Division
Underground Storage Tank Program
Bureau of Land and Waste Management
South Carolina Department of Health and
Environmental Control
2600 Bull Street
Columbia, South Carolina 29201





Subject: Aggressive Fluid Vapor Recovery Report
Heath Self Service
Sumter, South Carolina
SCDHEC Site ID # 08932; CA #40666
MECI Project Number 10-3156B
Certified Site Rehabilitation Contractor UCC-0009

Dear Ms. Thoma,

Midlands Environmental Consultants, Inc. (MECI) is pleased to submit the attached Aggressive Fluid Vapor Recovery Report for the referenced site. This describes the aggressive fluid vapor recovery activities conducted at the site in general accordance with South Carolina Department of Health and Environmental Control (SCDHEC) guidelines.

AGGRESSIVE FLUID VAPOR RECOVERY

MECI personnel conducted an Aggressive Fluid Vapor Recovery (AFVR) event at Heath Self Service on December 21, 2010. The event was conducted on monitoring well TFR-12 to remove free phase petroleum product. Free phase petroleum product was detected in monitoring well TFR-12 at a thickness of 0.66 feet prior to the AFVR event. The event was conducted continuously for eight hours by MECI personnel utilizing a vacuum extraction unit. Free phase petroleum product was not detected in the well immediately following the event.

MECI treated the off gas produced during the AFVR event using an activated carbon filter system. Calculated total petroleum hydrocarbons removed from the well were 32.82 pounds or approximately 5.67 equivalent gallons. The average rate of removal for the hydrocarbons was calculated to be 4.10 pounds per hour. Concentrations of off gas produced during the event were recorded from 685 parts per million by volume (PPM) to 2,685 PPM. Measurements were obtained from vapors prior to entering off gas treatment. Vacuum readings were recorded at a range of 10.0 to 20.0 inches of mercury during the event. A complete compilation of measurements recorded is presented in attached Table 1B.

Post Office Box 854, Lexington SC 29071 • 235-B Dooley Road, Lexington, SC 29073
Telephone: (803) 808-2043 • fax: (803) 808-2048

Differential pressures and groundwater levels were measured and recorded for selected site monitoring wells at regular intervals. This data is summarized in the attached Table 2B. Monitoring well locations are depicted on attached Figure 1.

A total of 325 gallons of liquid was removed from TFR-12 during this event. Free phase petroleum product was not observed in the holding tank at the end of the event. The fluids produced were transported to TK Tank Services, Inc. of Sumter, SC for disposal. A disposal manifest for these fluids is attached at the end of this report.

QUALIFICATIONS OF REPORT

The activities and evaluative approaches used in this assignment are consistent with those normally employed in enhanced fluid recovery events and waste management projects of this type. Contents of this report are intended for the use by MECI and the South Carolina Department of Health and Environmental Control, under mutually agreed upon terms and conditions. If other parties wish to rely on this report please contact MECI prior to their use of this information so that a mutual understanding and agreement of the terms and conditions of our services can be established.

Midlands Environmental appreciates the opportunity to offer our professional environmental related services to you on this project. Please feel free to contact us at 803-808-2043 if you have any immediate questions or comments.

Sincerely,
Midlands Environmental Consultants, Inc.

Courtney M. Sanders
Staff Biologist

Brendon P. Kelly
Project Scientist

TABLE 1B
AFVR MONITORING DATA
HEATH SELF SERVICE
SUMTER, SOUTH CAROLINA
MECI PROJECT NUMBER 10-3156B
SCDHEC SITE ID NUMBER 08932

Extraction Well	Date	Time (hh:mm)	Differential Time (hr)	Extraction Well Head Vacuum (in. Hg)	Off Gas Measurements				
					Concentration (PPM)	Offgas Velocity Ft/Min	Flow Rate CFM	Removal Rate Lbs/Hr	Interval Removal Lbs
TFR-12	12/21/10	9:45	0.50	10.0	1,981	3,060	275.40	6.55	3.27
	12/21/10	10:15	0.50	10.0	2,084	3,080	277.20	6.93	3.47
	12/21/10	10:45	0.50	13.0	1,532	2,790	251.10	4.62	2.31
	12/21/10	11:15	0.50	13.0	1,526	2,760	248.40	4.55	2.27
	12/21/10	11:45	0.50	13.0	1,574	2,800	252.00	4.76	2.38
	12/21/10	12:15	0.50	13.0	1,539	2,820	253.80	4.69	2.34
	12/21/10	12:45	0.50	15.0	1,440	2,340	210.60	3.64	1.82
	12/21/10	13:15	0.50	15.0	1,314	2,350	211.50	3.33	1.67
	12/21/10	13:45	0.50	15.0	1,466	2,360	212.40	3.74	1.87
	12/21/10	14:15	0.50	15.0	1,503	2,360	212.40	3.83	1.92
	12/21/10	14:45	0.50	17.0	2,314	1,840	165.60	4.60	2.30
	12/21/10	15:15	0.50	17.0	2,685	1,860	167.40	5.39	2.70
	12/21/10	15:45	0.50	20.0	811	1,520	136.80	1.33	0.67
	12/21/10	16:15	0.50	20.0	685	1,500	135.00	1.11	0.55
	12/21/10	16:45	0.50	20.0	1,485	1,530	137.70	2.45	1.23
	12/21/10	17:15	0.50	20.0	1,231	1,560	140.40	2.07	1.04
	12/21/10	17:45	0.50	20.0	1,215	1,560	140.40	2.05	1.02
									TOTAL 32.82

Well Data:			Pre AFVR Event			Post AFVR Event			Corrected Depth to Water Change (ft)
Well No.	Diameter (in)	Screened Interval (ft)	Depth to Product (ft)	Depth to Water (ft)	Product Thickness (ft)	Depth to Product (ft)	Depth to Water (ft)	Product Thickness (ft)	
TFR-12	2"	TD = 20.00	16.12	16.78	0.66	***	16.21	***	-0.57

Vacuum Truck Information		Well ID	Stinger Depth
Subcontractor:	MECI	TFR-12	17.50
Truck Operator:	B. Owen		
Stack I.D. (feet)	0.33 feet		
Corrected depth to water before AFVR Event in TFR-12 =			16.22

Recovery / Disposal Information		
Hydro carbons Removed (vapor):	32.82	Pounds
Hydro carbons Removed (liquid):	0	Gallons
Total Hydrocarbons Removed:	5.67	Equivilant Gallons
Molecular Weight Utilized:	75	g / mole
Disposal Facility	TK Tank Services, Inc.	
Total Liquids Removed:	325	Gallons

TABLE 2B
DIFFERENTIAL PRESSURE AND GROUNDWATER DRAWDOWN DATA
HEATH SELF SERVICE
SUMTER, SOUTH CAROLINA
MECI PROJECT NUMBER 10-3156
SCDHEC SITE ID NUMBER 08932

DIFFERENTIAL PRESSURE DATA

		Well Designation:		
		TFR-12	**TFR-12**	**TFR-12**
Nearest Extraction Well:		TFR-9	TFR-10	TFR-11
Approximate Distance:		185ft	121ft	53ft
Time	**Elapsed Time**	**Differential Pressure Readings (inches of water)**		
9:45	0.0	0	0	0
10:15	0.5	0	0	0
10:45	1.0	0	0	0
11:15	1.5	0	0	0
11:45	2.0	0	0	0
12:15	2.5	0	0	0
12:45	3.0	0	0	0
13:15	3.5	0	0	0
13:45	4.0	0	0	0
14:15	4.5	0	0	0
14:45	5.0	0	0	0
15:15	5.5	0	0	0
15:45	6.0	0	0	0
16:15	6.5	0	0	0
16:45	7.0	0	0	0
17:15	7.5	0	0	0
17:45	8.0	0	0	0
Maximum Change:		**0**	**0**	**0**

GROUNDWATER DRAWDOWN DATA

		Well Designation:		
		TFR-12	**TFR-12**	**TFR-12**
Nearest Extraction Well:		TFR-9	TFR-10	TFR-11
Approximate Distance:		185ft	121ft	53ft
Time	**Elapsed Time**	**Depth to Liquid (feet below of casing):**		
Prior toAFVR		16.04	15.94	16.62
13:45	4 hours	16.19	15.99	16.62
17:45	8 hours	16.29	16.05	16.61
Maximum Change:		0.25	0.11	-0.01

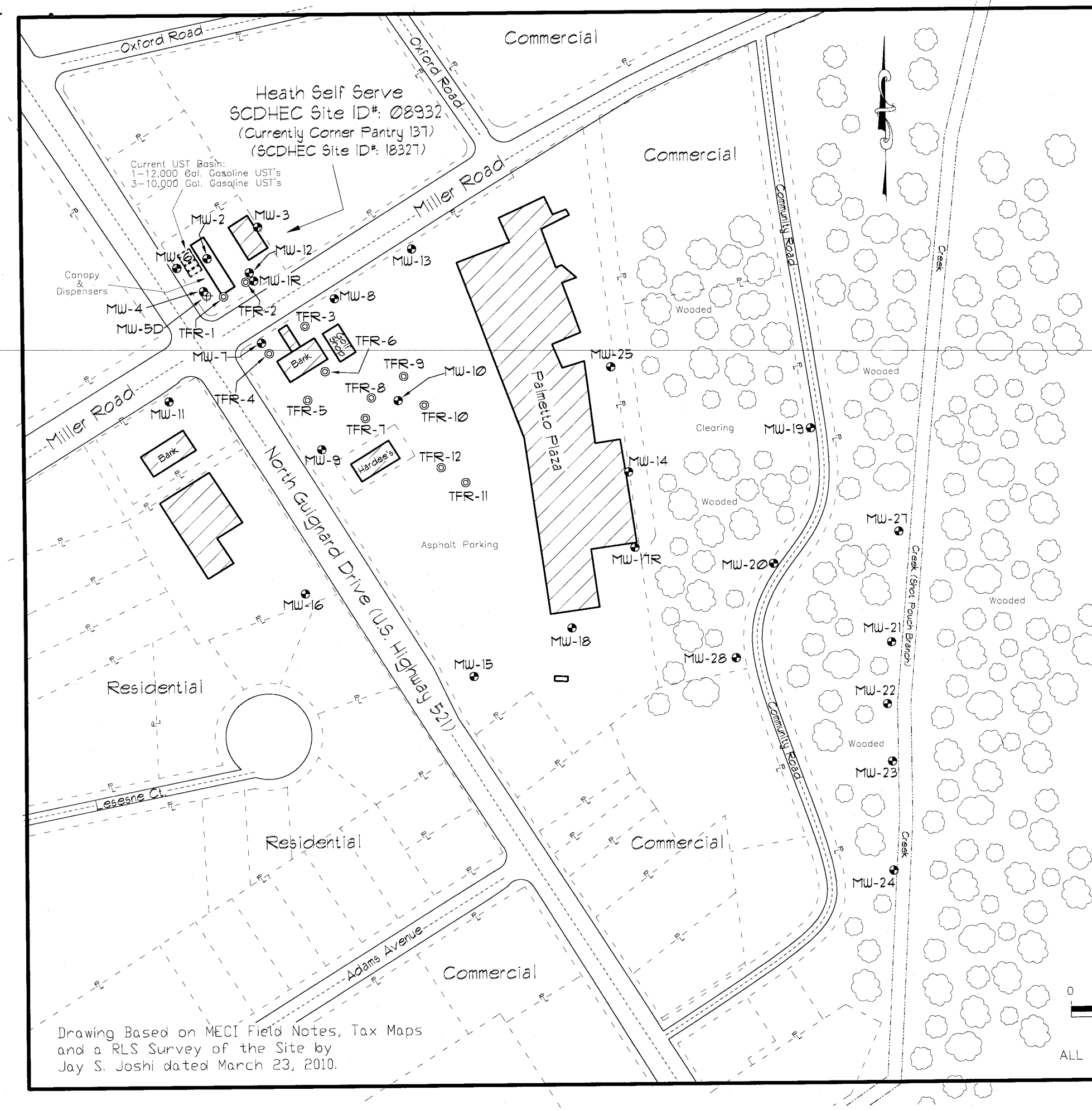

Drawing Based on MECI Field Notes, Tax Maps and a RLS Survey of the Site by Jay S. Joshi dated March 23, 2010.

Explanation:

- Location of Water Table Bracketing Monitoring Well
- Location of 4-Inch Recovery Well
- Location of Double Cased Monitoring Well
- Estimated Location of Existing Underground Storage Tanks
- —P— Property Line

Groundwater Elevation Data

Well #	Date Sampled	Depth to Water (feet)	Well Head Elevation	Groundwater Elevation
MW-1R	3/17/10	16.51	171.85	155.34
MW-11R	3/17/10	15.19	170.33	155.14
MW-17R	3/17/10	11.73	163.81	152.08
MW-19	3/17/10	3.38	149.34	145.96
MW-28	3/17/10	4.81	153.73	148.92

Notes:

Depth to groundwater measured on March 17, 2010.

COC Concentration Data

Sample #	Benzene (ug/l)	Toluene (ug/l)	Ethylbenzene (ug/l)	Total Xylenes (ug/l)	Total BTEX (ug/l)	MTBE (ug/l)	Napthalene (ug/l)
MW-1R	2,840	34,800	5,860	28,500	72,000	<250	829
MW-11R	13.0	70.2	36.3	175	294.5	<5.0	<5.0
MW-17R	4,450	6,450	919	3,670	15,489	198	164
MW-19	134	<5.0	<5.0	<10.0	134	12.7	5.0
MW-28	<5.0	<5.0	<5.0	<10.0	BDL	<5.0	<5.0

Notes: Groundwater samples collected on March 17, 2010.
BDL = Below Detection Limits

GRAPHIC SCALE
0 100 200 300 400
1IN = 200FT

ALL LOCATIONS ARE APPROXIMATE

Site Features

Heath Self Serve
Sumter, South Carolina
SCDHEC Site ID 08932

Midlands Environmental Consultants, Inc.

JOB NO. 10-2691
DATE April 14, 2010
FIGURE 3

NON-HAZARDOUS WASTE MANIFEST

1. Generator ID Number	2. Page 1 of	3. Emergency Response Phone	4. Waste Tracking Number

5. Generator's Name and Mailing Address

Generator's Site Address (if different than mailing address)

Generator's Phone:

6. Transporter 1 Company Name — U.S. EPA ID Number

7. Transporter 2 Company Name — U.S. EPA ID Number

8. Designated Facility Name and Site Address — U.S. EPA ID Number

Facility's Phone:

	9. Waste Shipping Name and Description	10. Containers No.	10. Containers Type	11. Total Quantity	12. Unit Wt./Vol.
1.	NON HAZARDOUS PETROLEUM CONTAMINATED WATER	1	TT	2890 GAL	
2.					
3.					
4.					

Site:	Permit #:	Gallons:
Adams Oil	19416	150
Horton's Grocery	06768	175
Nix Service	14793	90
Lena Quick	14483	130
Hot Spot 2027	03489	190
Gibbs Grocery	03463	425
Phillips Rental	19328	100
Sportmans	12151	175
Royal Petroleum	19426	150
Pit Stop #31	16604	325
Holly Oak	14102	50
Heath Self Service	08932	325
Heath Self Service	08932	325
Whitaker	14301	140
Handy Pantry 89	04733	140

13. Speci

14. GENE — is manifest are not subject to federal regulations for reporting proper disposal of Hazardous Waste.

Generator Signature — Month Day Year

GENERATOR

INT'L

15. International Shipments ☐ Import to U.S. ☐ Export from U.S. Port of entry/exit:

Transporter Signature (for exports only): Date leaving U.S.:

TRANSPORTER

16. Transporter Acknowledgment of Receipt of Materials

Transporter 1 Printed/Typed Name — Signature — Month Day Year

Transporter 2 Printed/Typed Name — Signature — Month Day Year

DESIGNATED FACILITY

17. Discrepancy

17a. Discrepancy Indication Space ☐ Quantity ☐ Type ☐ Residue ☐ Partial Rejection ☐ Full Rejection

Manifest Reference Number:

17b. Alternate Facility (or Generator) — U.S. EPA ID Number

Facility's Phone:

17c. Signature of Alternate Facility (or Generator) — Month Day Year

18. Designated Facility Owner or Operator: Certification of receipt of materials covered by the manifest except as noted in Item 17a

Printed/Typed Name — Signature — Month Day Year

Midlands
Environmental
Consultants, Inc.

December 22, 2010

Ms. Debra Thoma, Hydrogeologist
Corrective Action Section
Assessment and Corrective Action Division
Underground Storage Tank Program
Bureau of Land and Waste Management
South Carolina Department of Health and
Environmental Control
2600 Bull Street
Columbia, South Carolina 29201

UST
DEC 3 0 2010
PROGRAM

UST
DOCKET

Subject: Aggressive Fluid Vapor Recovery Report
Heath Self Service
Sumter, South Carolina
SCDHEC Site ID # 08932; CA #40666
MECI Project Number 10-3156A
Certified Site Rehabilitation Contractor UCC-0009

Dear Ms. Thoma,

Midlands Environmental Consultants, Inc. (MECI) is pleased to submit the attached Aggressive Fluid Vapor Recovery Report for the referenced site. This describes the aggressive fluid vapor recovery activities conducted at the site in general accordance with South Carolina Department of Health and Environmental Control (SCDHEC) guidelines.

AGGRESSIVE FLUID VAPOR RECOVERY

A site visit was conducted at Heath Self Service on December 17, 2010 to locate/gauge monitoring wells and to evaluate current site conditions. MECI personnel conducted an Aggressive Fluid Vapor Recovery (AFVR) event at Heath Self Service on December 20, 2010. The event was conducted on monitoring well MW-10 to reduce dissolved CoC concentrations. Free phase petroleum product was not detected in monitoring well MW-10 prior to the AFVR event. The event was conducted continuously for eight hours by MECI personnel utilizing a vacuum extraction unit. Free phase petroleum product was not detected in the well immediately following the event.

MECI treated the off gas produced during the AFVR event using an activated carbon filter system. Calculated total petroleum hydrocarbons removed from the well were 21.50 pounds or approximately 3.71 equivalent gallons. The average rate of removal for the hydrocarbons was calculated to be 2.69 pounds per hour. Concentrations of off gas produced during the event were recorded from 450 parts per million by volume (PPM) to 1,009 PPM. Measurements were obtained from vapors prior to entering off gas treatment. Vacuum readings were recorded at a range of 8.0 to 13.0 inches of mercury during the event. A complete compilation of measurements recorded is presented in attached Table 1A.

Post Office Box 854, Lexington SC 29071 • 235-B Dooley Road, Lexington, SC 29073
Telephone: (803) 808-2043 • fax: (803) 808-2048

Differential pressures and groundwater levels were measured and recorded for selected site monitoring wells at regular intervals. This data is summarized in the attached Table 2A. Monitoring well locations are depicted on attached Figure 1.

A total of 325 gallons of liquid was removed from MW-10 during this event. Free phase petroleum product was not observed in the holding tank at the end of the event. The fluids produced were transported to TK Tank Services, Inc. of Sumter, SC for disposal. A disposal manifest for these fluids is attached at the end of this report.

QUALIFICATIONS OF REPORT

The activities and evaluative approaches used in this assignment are consistent with those normally employed in enhanced fluid recovery events and waste management projects of this type. Contents of this report are intended for the use by MECI and the South Carolina Department of Health and Environmental Control, under mutually agreed upon terms and conditions. If other parties wish to rely on this report please contact MECI prior to their use of this information so that a mutual understanding and agreement of the terms and conditions of our services can be established.

Midlands Environmental appreciates the opportunity to offer our professional environmental related services to you on this project. Please feel free to contact us at 803-808-2043 if you have any immediate questions or comments.

Sincerely,
Midlands Environmental Consultants, Inc.

Courtney M. Sanders
Staff Biologist

Brendon P. Kelly
Project Scientist

TABLE 1A
AFVR MONITORING DATA
HEATH SELF SERVICE
SUMTER, SOUTH CAROLINA
MECI PROJECT NUMBER 10-3156
SCDHEC SITE ID NUMBER 08932

Extraction Well	Date	Time (hh:mm)	Differential Time (hr)	Extraction Well Head Vacuum (in. Hg)	Off Gas Measurements				
					Concentration (PPM)	Offgas Velocity Ft/Min	Flow Rate CFM	Removal Rate Lbs/Hr	Interval Removal Lbs
MW-10	12/20/10	9:30	0.50	11.0	621	2,850	256.50	1.91	0.96
	12/20/10	10:00	0.50	11.0	659	2,870	258.30	2.04	1.02
	12/20/10	10:30	0.50	13.0	989	2,760	248.40	2.95	1.47
	12/20/10	11:00	0.50	13.0	946	2,790	251.10	2.85	1.43
	12/20/10	11:30	0.50	13.0	951	2,780	250.20	2.86	1.43
	12/20/10	12:00	0.50	13.0	936	2,790	251.10	2.82	1.41
	12/20/10	12:30	0.50	13.0	924	2,730	245.70	2.72	1.36
	12/20/10	13:00	0.50	13.0	915	2,740	246.60	2.71	1.35
	12/20/10	13:30	0.50	13.0	961	2,760	248.40	2.86	1.43
	12/20/10	14:00	0.50	13.0	1,009	2,780	250.20	3.03	1.51
	12/20/10	14:30	0.50	13.0	989	2,780	250.20	2.97	1.48
	12/20/10	15:00	0.50	13.0	965	2,780	250.20	2.90	1.45
	12/20/10	15:30	0.50	13.0	946	2,760	248.40	2.82	1.41
	12/20/10	16:00	0.50	8.0	513	3,690	332.10	2.04	1.02
	12/20/10	16:30	0.50	8.0	472	3,700	333.00	1.89	0.94
	12/20/10	17:00	0.50	8.0	464	3,690	332.10	1.85	0.92
	12/20/10	17:30	0.50	8.0	450	3,680	331.20	1.79	0.89
									TOTAL 21.50

Well Data:			Pre AFVR Event			Post AFVR Event			Corrected Depth to Water Change (ft)
Well No.	Diameter (in)	Screened Interval (ft)	Depth to Product (ft)	Depth to Water (ft)	Product Thickness (ft)	Depth to Product (ft)	Depth to Water (ft)	Product Thickness (ft)	
MW-10	2"	13-23	***	17.12	***	***	17.18	***	0.06

Vacuum Truck Information		Well ID	Stinger Depth
Subcontractor:	MECI	MW-10	16.50
Truck Operator:	B. Owen		
Stack I.D. (feet)	0.33 feet		

Recovery / Disposal Information		
Hydro carbons Removed (vapor):	21.50	Pounds
Hydro carbons Removed (liquid):	0	Gallons
Total Hydrocarbons Removed:	3.71	Equivilant Gallons
Molecular Weight Utilized:	75	g / mole
Disposal Facility	TK Tank Services, Inc.	
Total Liquids Removed:	325	Gallons

TABLE 2A
DIFFERENTIAL PRESSURE AND GROUNDWATER DRAWDOWN DATA
HEATH SELF SERVICE
SUMTER, SOUTH CAROLINA
MECI PROJECT NUMBER 10-3156
SCDHEC SITE ID NUMBER 08932

DIFFERENTIAL PRESSURE DATA

		Well Designation:		
		MW-10	**MW-10**	**MW-10**
Nearest Extraction Well:		TFR-3	TFR-8	TFR-10
Approximate Distance:		222ft	50ft	49ft
Time	**Elapsed Time**	**Differential Pressure Readings (inches of water)**		
9:30	0.0	0	0	0
10:00	0.5	0	0	0
10:30	1.0	0	0	0
11:00	1.5	0	0	0
11:30	2.0	0	0	0
12:00	2.5	0	0	0
12:30	3.0	0	0	0
13:00	3.5	0	0	0
13:30	4.0	0	0	0
14:00	4.5	0	0	0
14:30	5.0	0	0	0
15:00	5.5	0	0	0
15:30	6.0	0	0	0
16:00	6.5	0	0	0
16:30	7.0	0	0	0
17:00	7.5	0	0	0
17:30	8.0	0	0	0
Maximum Change:		**0**	**0**	**0**

GROUNDWATER DRAWDOWN DATA

		Well Designation:		
		MW-10	**MW-10**	**MW-10**
Nearest Extraction Well:		TFR-3	TFR-8	TFR-10
Approximate Distance:		222ft	50ft	49ft
Time	**Elapsed Time**	**Depth to Liquid (feet below of casing):**		
Prior toAFVR		16.63	17.47	15.97
13:30	4 hours	16.64	17.48	15.98
17:30	8 hours	16.66	17.50	16.00
Maximum Change:		0.03	0.03	0.03

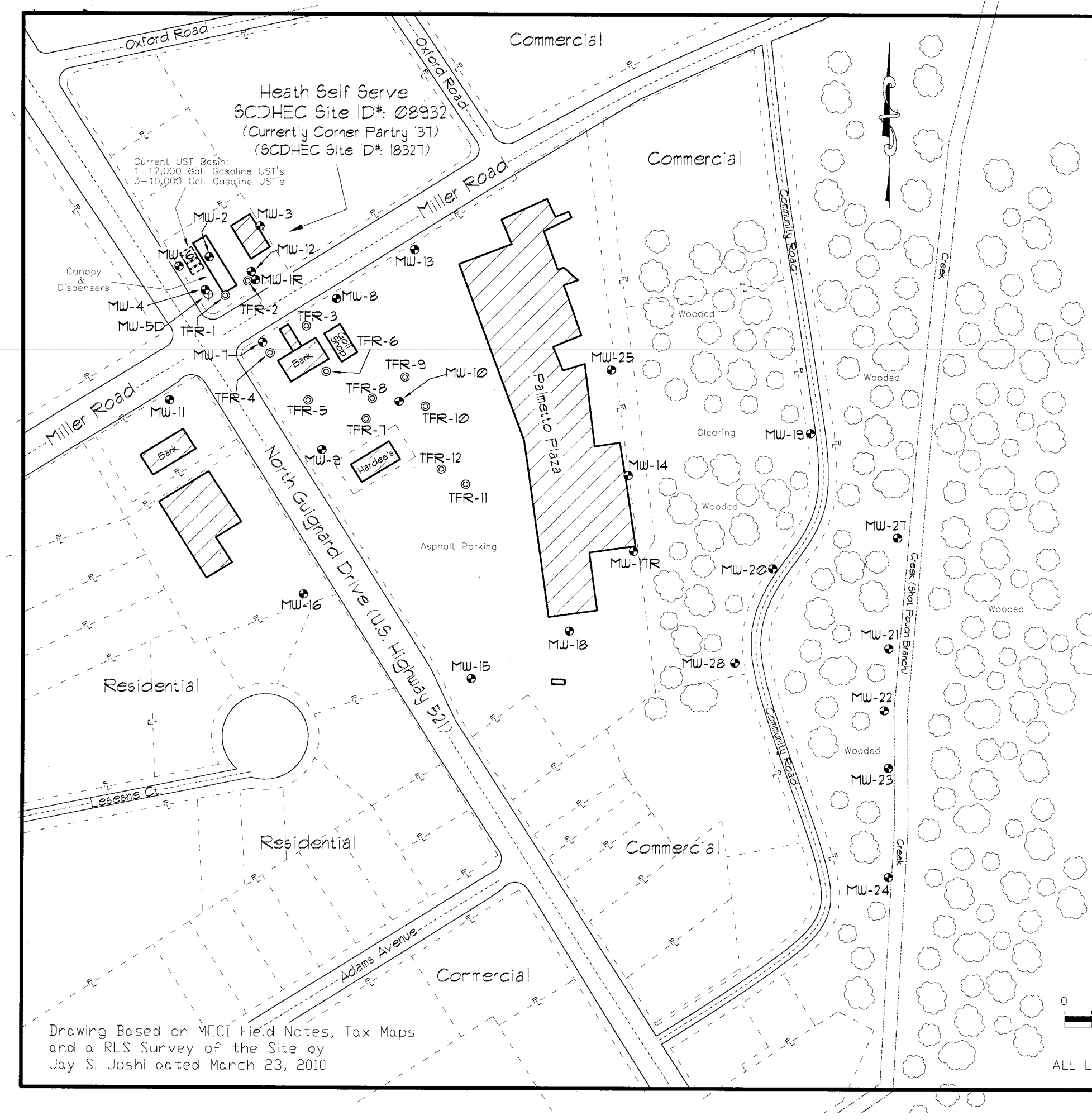

Drawing Based on MECI Field Notes, Tax Maps and a RLS Survey of the Site by Jay S. Joshi dated March 23, 2010.

Explanation:

- Location of Water Table Bracketing Monitoring Well
- Location of 4-Inch Recovery Well
- Location of Double Cased Monitoring Well
- Estimated Location of Existing Underground Storage Tanks
- —P— —Property Line

Groundwater Elevation Data

Well #	Date Sampled	Depth to Water (feet)	Well Head Elevation	Groundwater Elevation
MW-1R	3/17/10	16.51	171.85	155.34
MW-11R	3/17/10	15.19	170.33	155.14
MW-17R	3/17/10	11.73	163.81	152.08
MW-19	3/17/10	3.38	149.34	145.96
MW-28	3/17/10	4.81	153.73	148.92

Notes:

Depth to groundwater measured on March 17, 2010.

COC Concentration Data

Sample #	Benzene (ug/l)	Toluene (ug/l)	Ethylbenzene (ug/l)	Total Xylenes (ug/l)	Total BTEX (ug/l)	MTBE (ug/l)	Napthalene (ug/l)
MW-1R	2,840	34,800	5,860	28,500	72,000	<250	829
MW-11R	13.0	70.2	36.3	175	294.5	<5.0	<5.0
MW-17R	4,450	6,450	919	3,670	15,489	198	164
MW-19	134	<5.0	<5.0	<10.0	134	12.7	5.0
MW-28	<5.0	<5.0	<5.0	<10.0	BDL	<5.0	<5.0

Notes: Groundwater samples collected on March 17, 2010.
BDL = Below Detection Limits

GRAPHIC SCALE
0 100 200 300 400
1IN = 200FT

ALL LOCATIONS ARE APPROXIMATE

Site Features

Heath Self Serve
Sumter, South Carolina
SCDHEC Site ID 08932

Midlands Environmental Consultants, Inc.

JOB NO. 10-2691
DATE April 14, 2010
FIGURE 3

NON-HAZARDOUS WASTE MANIFEST	1. Generator ID Number	2. Page 1 of	3. Emergency Response Phone	4. Waste Tracking Number

5. Generator's Name and Mailing Address

Generator's Site Address (if different than mailing address)

Generator's Phone:

6. Transporter 1 Company Name — U.S. EPA ID Number

7. Transporter 2 Company Name — U.S. EPA ID Number

8. Designated Facility Name and Site Address — U.S. EPA ID Number

Facility's Phone:

9. Waste Shipping Name and Description	10. Containers No.	10. Containers Type	11. Total Quantity	12. Unit Wt./Vol.
1. NON HAZARDOUS PETROLEUM CONTAMINATED WATER	1	H	2890	
2.				
3.				
4.				

Site:	Permit #:	Gallons:
Adams Oil	19416	150
Horton's Grocery	06768	175
Nix Service	14793	90
Lena Quick	14483	130
Hot Spot 2027	03489	190
Gibbs Grocery	03463	425
Phillips Rental	19328	100
Sportmans	12151	175
Royal Petroleum	19426	150
Pit Stop #31	16604	325
Holly Oak	14102	50
Heath Self Service	08932	325
Heath Self Service	08932	325
Whitaker	14301	140
Handy Pantry 89	04733	140

13. Speci

14. GENE ... is manifest are not subject to federal regulations for reporting proper disposal of Hazardous Waste.

Generator Signature Month Day Year

15. International Shipments ☐ Import to U.S. ☐ Export from U.S. Port of entry/exit:

Transporter Signature (for exports only): Date leaving U.S.:

16. Transporter Acknowledgment of Receipt of Materials

Transporter 1 Printed/Typed Name — Signature — Month Day Year

Transporter 2 Printed/Typed Name — Signature — Month Day Year

17. Discrepancy

17a. Discrepancy Indication Space ☐ Quantity ☐ Type ☐ Residue ☐ Partial Rejection ☐ Full Rejection

Manifest Reference Number:

17b. Alternate Facility (or Generator) — U.S. EPA ID Number

Facility's Phone:

17c. Signature of Alternate Facility (or Generator) — Month Day Year

18. Designated Facility Owner or Operator: Certification of receipt of materials covered by the manifest except as noted in Item 17a

Printed/Typed Name — Signature — Month Day Year

GENERATOR — INT'L — TRANSPORTER — DESIGNATED FACILITY

Midlands Environmental Consultants, Inc.

January 27, 2011

UST
JAN 3 1 20..
PROGRAM

Ms. Debra Thoma, Hydrogeologist
Corrective Action Section
Assessment and Corrective Action Division
Underground Storage Tank Program
Bureau of Land and Waste Management
South Carolina Department of Health and
Environmental Control
2600 Bull Street
Columbia, South Carolina 29201

22tech
UST
DOCKET

Subject: Aggressive Fluid Vapor Recovery Report
Heath Self Service
Sumter, South Carolina
SCDHEC Site ID # 08932; CA #40666
MECI Project Number 10-3156C
Certified Site Rehabilitation Contractor UCC-0009

Dear Ms. Thoma,

Midlands Environmental Consultants, Inc. (MECI) is pleased to submit the attached Aggressive Fluid Vapor Recovery Report for the referenced site. This describes the aggressive fluid vapor recovery activities conducted at the site in general accordance with South Carolina Department of Health and Environmental Control (SCDHEC) guidelines.

AGGRESSIVE FLUID VAPOR RECOVERY

MECI personnel conducted an Aggressive Fluid Vapor Recovery (AFVR) event at Heath Self Service on January 17 and 18, 2011. The event was conducted on monitoring well TFR-4 to remove free phase petroleum product. Free phase petroleum product was detected in monitoring well TFR-4 at a thickness of 0.25 feet prior to the AFVR event. The event was conducted continuously for eight hours by MECI personnel utilizing a vacuum extraction unit. Free phase petroleum product was not detected in the well immediately following the event.

MECI treated the off gas produced during the AFVR event using an activated carbon filter system. Calculated total petroleum hydrocarbons removed from the well were 7.27 pounds or approximately 1.26 equivalent gallons. The average rate of removal for the hydrocarbons was calculated to be 0.91 pounds per hour. Concentrations of off gas produced during the event were recorded from 58.6 parts per million by volume (PPM) to 808 PPM. Measurements were obtained from vapors prior to entering off gas treatment. Vacuum readings were recorded at a range of 9.0 to 13.0 inches of mercury during the event. A complete compilation of measurements recorded is presented in attached Table 1C.

Post Office Box 854, Lexington SC 29071 • 235-B Dooley Road, Lexington, SC 29073
Telephone: (803) 808-2043 • fax: (803) 808-2048

Differential pressures and groundwater levels were measured and recorded for selected site monitoring wells at regular intervals. This data is summarized in the attached Table 2C. Monitoring well locations are depicted on attached Figure 1.

A total of 150 gallons of liquid was removed from TFR-4 during this event. Free phase petroleum product was not observed in the holding tank at the end of the event. The fluids produced were transported to TK Tank Services, Inc. of Sumter, SC for disposal. A disposal manifest for these fluids is attached at the end of this report.

QUALIFICATIONS OF REPORT

The activities and evaluative approaches used in this assignment are consistent with those normally employed in enhanced fluid recovery events and waste management projects of this type. Contents of this report are intended for the use by MECI and the South Carolina Department of Health and Environmental Control, under mutually agreed upon terms and conditions. If other parties wish to rely on this report please contact MECI prior to their use of this information so that a mutual understanding and agreement of the terms and conditions of our services can be established.

Midlands Environmental appreciates the opportunity to offer our professional environmental related services to you on this project. Please feel free to contact us at 803-808-2043 if you have any immediate questions or comments.

Sincerely,
Midlands Environmental Consultants, Inc.

Courtney M. Sanders
Staff Biologist

Brandon P. Kelly
Project Scientist

TABLE 1C
AFVR MONITORING DATA
HEATH SELF SERVICE
SUMTER, SOUTH CAROLINA
MECI PROJECT NUMBER 10-3156C
SCDHEC SITE ID NUMBER 08932

Extraction Well	Date	Time (hh:mm)	Differential Time (hr)	Extraction Well Head Vacuum (in. Hg)	Off Gas Measurements				
					Concentration (PPM)	Offgas Velocity Ft/Min	Flow Rate CFM	Removal Rate Lbs/Hr	Interval Removal Lbs
TFR-4	01/17/11	17:45	0.50	13.0	711	2,790	251.10	2.14	1.07
	01/17/11	18:15	0.50	13.0	808	2,760	248.40	2.41	1.20
	01/17/11	18:45	0.50	13.0	654	2,820	253.80	1.99	1.00
	01/17/11	19:15	0.50	13.0	286	2,890	260.10	0.89	0.45
	01/17/11	19:45	0.50	13.0	311	2,760	248.40	0.93	0.46
	01/17/11	20:15	0.50	13.0	251	2,810	252.90	0.76	0.38
	01/17/11	20:45	0.50	13.0	294	2,830	254.70	0.90	0.45
	01/17/11	21:15	0.50	13.0	302	2,900	261.00	0.95	0.47
	01/17/11	21:45	0.50	13.0	261	2,840	255.60	0.80	0.40
	01/17/11	22:15	0.50	13.0	391	2,850	256.50	1.20	0.60
	01/17/11	22:45	0.50	9.0	75.6	3,010	270.90	0.25	0.12
	01/17/11	23:15	0.50	9.0	61.2	3,180	286.20	0.21	0.11
	01/17/11	23:45	0.50	9.0	67.5	3,160	284.40	0.23	0.12
	01/18/11	0:15	0.50	9.0	58.6	3,050	274.50	0.19	0.10
	01/18/11	0:45	0.50	9.0	70.1	3,100	279.00	0.23	0.12
	01/18/11	1:15	0.50	9.0	64.3	3,170	285.30	0.22	0.11
	01/18/11	1:45	0.50	9.0	67.0	3,190	287.10	0.23	0.12
									TOTAL **7.27**

Well Data:			Pre AFVR Event			Post AFVR Event			Corrected Depth to Water Change (ft)
Well No.	Diameter (in)	Screened Interval (ft)	Depth to Product (ft)	Depth to Water (ft)	Product Thickness (ft)	Depth to Product (ft)	Depth to Water (ft)	Product Thickness (ft)	
TFR-4	4"	TD = 17.00	17.50	17.75	0.25	***	17.61	***	0.07

Vacuum Truck Information		Well ID	Stinger Depth
Subcontractor:	MECI	TFR-4	18.50
Truck Operator:	A. Wolfson		
Stack I.D. (feet)	0.33 feet		

Corrected depth to water before AFVR Event in TFR-4 = 17.54

Recovery / Disposal Information

Hydro carbons Removed (vapor):	7.27	Pounds
Hydro carbons Removed (liquid):	0	Gallons
Total Hydrocarbons Removed:	1.26	Equivilant Gallons
Molecular Weight Utilized:	75	g / mole
Disposal Facility	TK Tank Services, Inc.	
Total Liquids Removed:	150	Gallons

TABLE 2C
DIFFERENTIAL PRESSURE AND GROUNDWATER DRAWDOWN DATA
HEATH SELF SERVICE
SUMTER, SOUTH CAROLINA
MECI PROJECT NUMBER 10-3156C
SCDHEC SITE ID NUMBER 08932

DIFFERENTIAL PRESSURE DATA

		Well Designation:		
		MW-8	**TFR-5**	**MW-7**
Nearest Extraction Well:		TFR-4	TFR-4	TFR-4
Approximate Distance:		159 ft	112 ft	24 ft
Time	**Elapsed Time**	**Differential Pressure Readings (inches of water)**		
17:45	0.0	0	0	0
18:15	0.5	0	0	0
18:45	1.0	0	0	0
19:15	1.5	0	0	0
19:45	2.0	0	0	0
20:15	2.5	0	0	0
20:45	3.0	0	0	0
21:15	3.5	0	0	0
21:45	4.0	0	0	0
22:15	4.5	0	0	0
22:45	5.0	0	0	0
23:15	5.5	0	0	0
23:45	6.0	0	0	0
0:15	6.5	0	0	0
0:45	7.0	0	0	0
1:15	7.5	0	0	0
1:45	8.0	0	0	0
Maximum Change:		**0**	**0**	**0**

GROUNDWATER DRAWDOWN DATA

		Well Designation:		
		MW-8	**TFR-5**	**MW-7**
Nearest Extraction Well:		TFR-4	TFR-4	TFR-4
Approximate Distance:		159 ft	112 ft	24 ft
Time	**Elapsed Time**	**Depth to Liquid (feet below of casing):**		
Prior toAFVR		18.11	0.40	18.46
21:45	4 hours	18.11	0.41	18.46
1:45	8 hours	18.11	0.42	18.46
Maximum Change:		0.00	-0.01	0.00

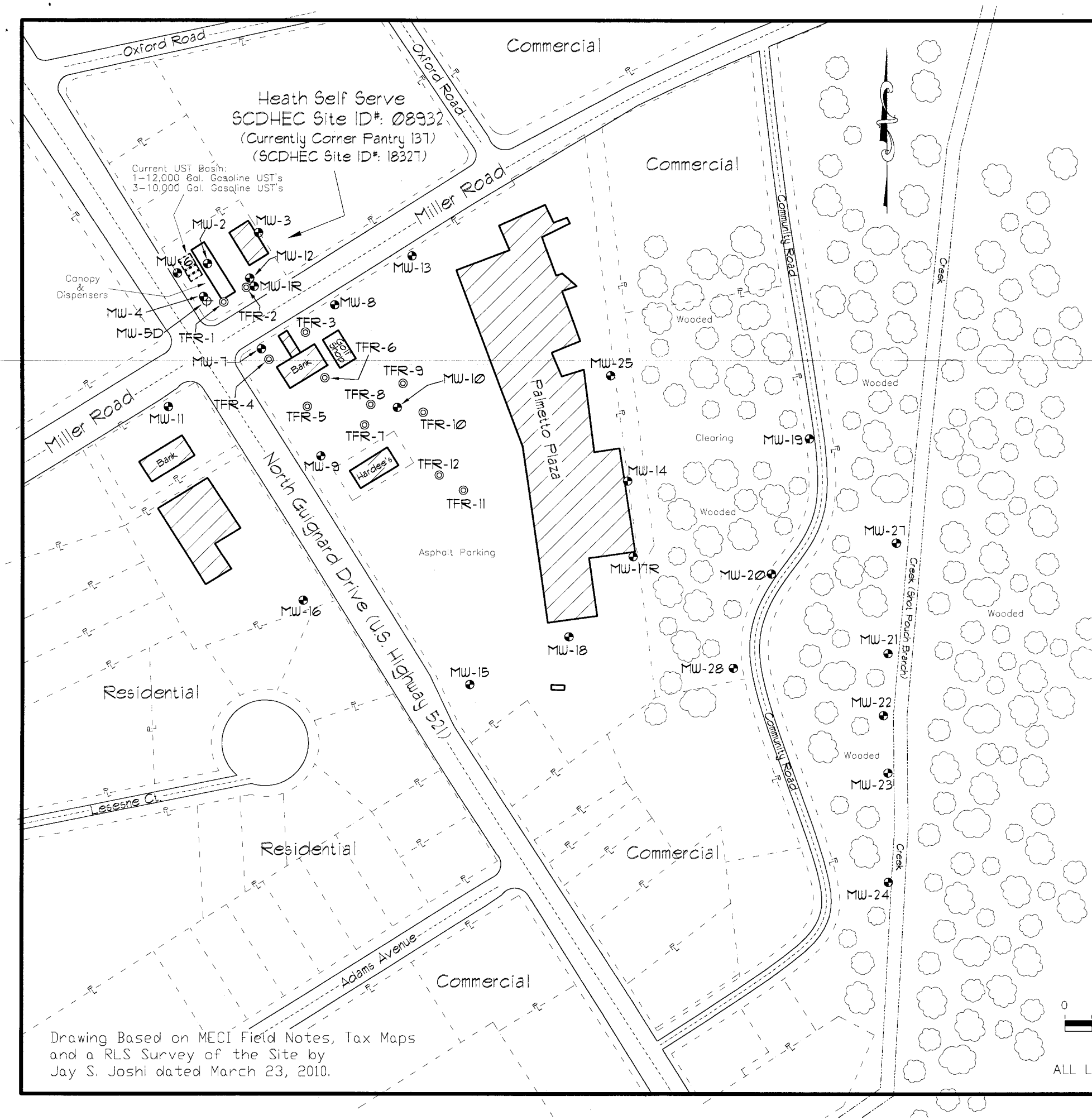

Explanation:

- Location of Water Table Bracketing Monitoring Well
- Location of 4-Inch Recovery Well
- Location of Double Cased Monitoring Well
- Estimated Location of Existing Underground Storage Tanks
- —R— Property Line

Groundwater Elevation Data

Well #	Date Sampled	Depth to Water (feet)	Well Head Elevation	Groundwater Elevation
MW-1R	3/17/10	16.51	171.85	155.34
MW-11R	3/17/10	15.19	170.33	155.14
MW-17R	3/17/10	11.73	163.81	152.08
MW-19	3/17/10	3.38	149.34	145.96
MW-28	3/17/10	4.81	153.73	148.92

Notes:

Depth to groundwater measured on March 17, 2010.

COC Concentration Data

Sample #	Benzene (ug/l)	Toluene (ug/l)	Ethylbenzene (ug/l)	Total Xylenes (ug/l)	Total BTEX (ug/l)	MTBE (ug/l)	Napthalene (ug/l)
MW-1R	2,840	34,800	5,860	28,500	72,000	<250	829
MW-11R	13.0	70.2	36.3	175	294.5	<5.0	<5.0
MW-17R	4,450	6,450	919	3,670	15,489	198	164
MW-19	134	<5.0	<5.0	<10.0	134	12.7	5.0
MW-28	<5.0	<5.0	<5.0	<10.0	BDL	<5.0	<5.0

Notes: Groundwater samples collected on March 17, 2010.
BDL = Below Detection Limits

GRAPHIC SCALE
0 100 200 300 400
1IN = 200FT

ALL LOCATIONS ARE APPROXIMATE

Drawing Based on MECI Field Notes, Tax Maps and a RLS Survey of the Site by Jay S. Joshi dated March 23, 2010.

Site Features

Heath Self Serve
Sumter, South Carolina
SCDHEC Site ID 08932

Midlands Environmental Consultants, Inc.

JOB NO. 10-2691
DATE April 14, 2010
FIGURE 3

NON-HAZARDOUS WASTE MANIFEST

1. Generator ID Number | 2. Page 1 of | 3. Emergency Response Phone | 4. Waste Tracking Number

5. Generator's Name and Mailing Address

Generator's Site Address (if different than mailing address)

Generator's Phone:

6. Transporter 1 Company Name

U.S. EPA ID Number

7. Transporter 2 Company Name

U.S. EPA ID Number

8. Designated Facility Name and Site Address

U.S. EPA ID Number

Facility's Phone:

	9. Waste Shipping Name and Description	10. Containers No.	10. Containers Type	11. Total Quantity	12. Unit Wt./Vol.
1.	NON HAZARDOUS PETROLEUM CONTAMINATED WATER	1	TT	AP 2520 Gal.	
2.					
3.					
4.					

13. Special Han

14. GENERATO

Generator's/Offe

Site:	Permit Number:	Gallons Produced:
Pelzer	00480	150
Service Station	00479	150
Phillips Rental	19328	250
Pitt Stop #31	16604	320
Squire Village	15385	100
Marion Comers	12223	160
Adams Oil	19416	150
Horton's Grocery	06768	150
Fast Fare	18131	50
Fast Fare	18131	90
Fast Fare	18131	50
Fast Fare	18131	100
Donnie's Muffler	18955	160
Heath Self Serve	08932	150
Holly Oak	14102	100
Spartan Spot	08591	60
Spartan Spot	08591	240
Summers Store	03198	90

regulations for reporting proper disposal of Hazardous Waste.

Month Day Year

15. International

☐ Import to U.S. ☐ Export from U.S.

Port of entry/exit:

Transporter Signature (for exports only):

Date leaving U.S.:

16. Transporter Acknowledgment of Receipt of Materials

Transporter 1 Printed/Typed Name: Joseph W. Stanton

Signature

Month 7 Day 25 Year 11

Transporter 2 Printed/Typed Name

Signature

Month Day Year

17. Discrepancy

17a. Discrepancy Indication Space ☐ Quantity ☐ Type ☐ Residue ☐ Partial Rejection ☐ Full Rejection

17b. Alternate Facility (or Generator)

Manifest Reference Number:

U.S. EPA ID Number

Facility's Phone:

17c. Signature of Alternate Facility (or Generator)

Month Day Year

18. Designated Facility Owner or Operator: Certification of receipt of materials covered by the manifest except as noted in Item 17a

Printed/Typed Name

Signature

Month Day Year

GENERATOR | INT'L | TRANSPORTER | DESIGNATED FACILITY

169-BLC-O 5 11977 (Rev. 8/06)

GENERATOR'S/SHIPPER'S INITIAL COPY

Midlands Environmental Consultants, Inc.

March 1, 2011





Ms. Debra Thoma, Hydrogeologist
Corrective Action Section
Assessment and Corrective Action Division
Underground Storage Tank Program
Bureau of Land and Waste Management
South Carolina Department of Health and
Environmental Control
2600 Bull Street
Columbia, South Carolina 29201

Subject: Aggressive Fluid Vapor Recovery Report
Heath Self Service
Sumter, South Carolina
SCDHEC Site ID # 08932; CA #40666
MECI Project Number 10-3156D
Certified Site Rehabilitation Contractor UCC-0009

Dear Ms. Thoma,

Midlands Environmental Consultants, Inc. (MECI) is pleased to submit the attached Aggressive Fluid Vapor Recovery Report for the referenced site. This describes the aggressive fluid vapor recovery activities conducted at the site in general accordance with South Carolina Department of Health and Environmental Control (SCDHEC) guidelines.

AGGRESSIVE FLUID VAPOR RECOVERY

MECI personnel conducted an Aggressive Fluid Vapor Recovery (AFVR) event at Heath Self Service on February 21, 2011. The event was conducted on monitoring well TFR-6 to reduce dissolved CoC concentrations. Free phase petroleum product was not detected in monitoring well TFR-6 prior to the AFVR event. The event was conducted continuously for eight hours by MECI personnel utilizing a vacuum extraction unit. Free phase petroleum product was not detected in the well immediately following the event.

MECI treated the off gas produced during the AFVR event using an activated carbon filter system. Calculated total petroleum hydrocarbons removed from the well were 12.52 pounds or approximately 2.16 equivalent gallons. The average rate of removal for the hydrocarbons was calculated to be 1.57 pounds per hour. Concentrations of off gas produced during the event were recorded from 632 parts per million by volume (PPM) to 859 PPM. Measurements were obtained from vapors prior to entering off gas treatment. Vacuum readings were recorded at a range of 11.0 to 13.0 inches of mercury during the event. A complete compilation of measurements recorded is presented in attached Table 1D.

Post Office Box 854, Lexington SC 29071 • 235-B Dooley Road, Lexington, SC 29073
Telephone: (803) 808-2043 • fax: (803) 808-2048

Differential pressures and groundwater levels were measured and recorded for selected site monitoring wells at regular intervals. This data is summarized in the attached Table 2D. Monitoring well locations are depicted on attached Figure 1.

A total of 220 gallons of liquid was removed from TFR-6 during this event. Free phase petroleum product was not observed in the holding tank at the end of the event. The fluids produced were transported to TK Tank Services, Inc. of Sumter, SC for disposal. A disposal manifest for these fluids is attached at the end of this report.

QUALIFICATIONS OF REPORT

The activities and evaluative approaches used in this assignment are consistent with those normally employed in enhanced fluid recovery events and waste management projects of this type. Contents of this report are intended for the use by MECI and the South Carolina Department of Health and Environmental Control, under mutually agreed upon terms and conditions. If other parties wish to rely on this report please contact MECI prior to their use of this information so that a mutual understanding and agreement of the terms and conditions of our services can be established.

Midlands Environmental appreciates the opportunity to offer our professional environmental related services to you on this project. Please feel free to contact us at 803-808-2043 if you have any immediate questions or comments.

Sincerely,
Midlands Environmental Consultants, Inc.

Courtney M. Sanders
Staff Biologist

Jeff L. Coleman
Senior Scientist

Attachments:

TABLE 1D
AFVR MONITORING DATA
HEATH SELF SERVICE
SUMTER, SOUTH CAROLINA
MECI PROJECT NUMBER 10-3156D
SCDHEC SITE ID NUMBER 08932

Extraction Well	Date	Time (hh:mm)	Differential Time (hr)	Extraction Well Head Vacuum (in. Hg)	Off Gas Measurements				
					Concentration (PPM)	Offgas Velocity Ft/Min	Flow Rate CFM	Removal Rate Lbs/Hr	Interval Removal Lbs
TFR-6	02/21/11	9:45	0.50	11.0	859	1,940	174.60	1.80	0.90
	02/21/11	10:15	0.50	11.0	792	1,920	172.80	1.64	0.82
	02/21/11	10:45	0.50	11.0	726	1,940	174.60	1.52	0.76
	02/21/11	11:15	0.50	11.0	650	2,030	182.70	1.43	0.71
	02/21/11	11:45	0.50	11.0	632	2,040	183.60	1.39	0.70
	02/21/11	12:15	0.50	11.0	655	2,040	183.60	1.44	0.72
	02/21/11	12:45	0.50	11.0	643	2,030	182.70	1.41	0.70
	02/21/11	13:15	0.50	11.0	665	2,020	181.80	1.45	0.73
	02/21/11	13:45	0.50	11.0	633	2,040	183.60	1.39	0.70
	02/21/11	14:15	0.50	13.0	789	1,820	163.80	1.55	0.78
	02/21/11	14:45	0.50	13.0	775	1,790	161.10	1.50	0.75
	02/21/11	15:15	0.50	13.0	787	1,800	162.00	1.53	0.76
	02/21/11	15:45	0.50	13.0	742	1,820	163.80	1.46	0.73
	02/21/11	16:15	0.50	13.0	753	1,810	162.90	1.47	0.74
	02/21/11	16:45	0.50	13.0	701	1,830	164.70	1.39	0.69
	02/21/11	17:15	0.50	13.0	684	1,840	165.60	1.36	0.68
	02/21/11	17:45	0.50	13.0	660	1,840	165.60	1.31	0.66
									TOTAL 12.52

Well Data:			Pre AFVR Event			Post AFVR Event			Corrected Depth to Water Change (ft)
Well No.	Diameter (in)	Screened Interval (ft)	Depth to Product (ft)	Depth to Water (ft)	Product Thickness (ft)	Depth to Product (ft)	Depth to Water (ft)	Product Thickness (ft)	
TFR-6	4"	TD = 25.00	***	17.31	***	***	17.35	***	0.04

Vacuum Truck Information		Well ID	Stinger Depth
Subcontractor:	MECI	TFR-6	18.00
Truck Operator:	K. Pudney		
Stack I.D. (feet)	0.33 feet		

Recovery / Disposal Information		
Hydro carbons Removed (vapor):	12.52	Pounds
Hydro carbons Removed (liquid):	0	Gallons
Total Hydrocarbons Removed:	2.16	Equivilant Gallons
Molecular Weight Utilized:	75	g / mole
Disposal Facility	TK Tank Services, Inc.	
Total Liquids Removed:	220	Gallons

TABLE 2D
DIFFERENTIAL PRESSURE AND GROUNDWATER DRAWDOWN DATA
HEATH SELF SERVICE
SUMTER, SOUTH CAROLINA
MECI PROJECT NUMBER 10-3156D
SCDHEC SITE ID NUMBER 08932

DIFFERENTIAL PRESSURE DATA

		Well Designation:		
		MW-7	**MW-8**	**MW-9**
Nearest Extraction Well:		TFR-6	TFR-6	TFR-6
Approximate Distance:		129 ft	137 ft	146 ft
Time	**Elapsed Time**	**Differential Pressure Readings (inches of water)**		
9:45	0.0	0	0	0
10:15	0.5	0	0	0
10:45	1.0	0	0	0
11:15	1.5	0	0	0
11:45	2.0	0	0	0
12:15	2.5	0	0	0
12:45	3.0	0	0	0
13:15	3.5	0	0	0
13:45	4.0	0	0	0
14:15	4.5	0	0	0
14:45	5.0	0	0	0
15:15	5.5	0	0	0
15:45	6.0	0	0	0
16:15	6.5	0	0	0
16:45	7.0	0	0	0
17:15	7.5	0	0	0
17:45	8.0	0	0	0
Maximum Change:		**0**	**0**	**0**

GROUNDWATER DRAWDOWN DATA

		Well Designation:		
		MW-7	**MW-8**	**MW-9**
Nearest Extraction Well:		TFR-6	TFR-6	TFR-6
Approximate Distance:		129 ft	137 ft	146 ft
Time	**Elapsed Time**	**Depth to Liquid (feet below of casing):**		
Prior toAFVR		17.27	18.15	16.95
13:45	4 hours	17.37	18.27	16.97
17:45	8 hours	17.45	18.39	17.00
Maximum Change:		-0.18	-0.24	-0.05

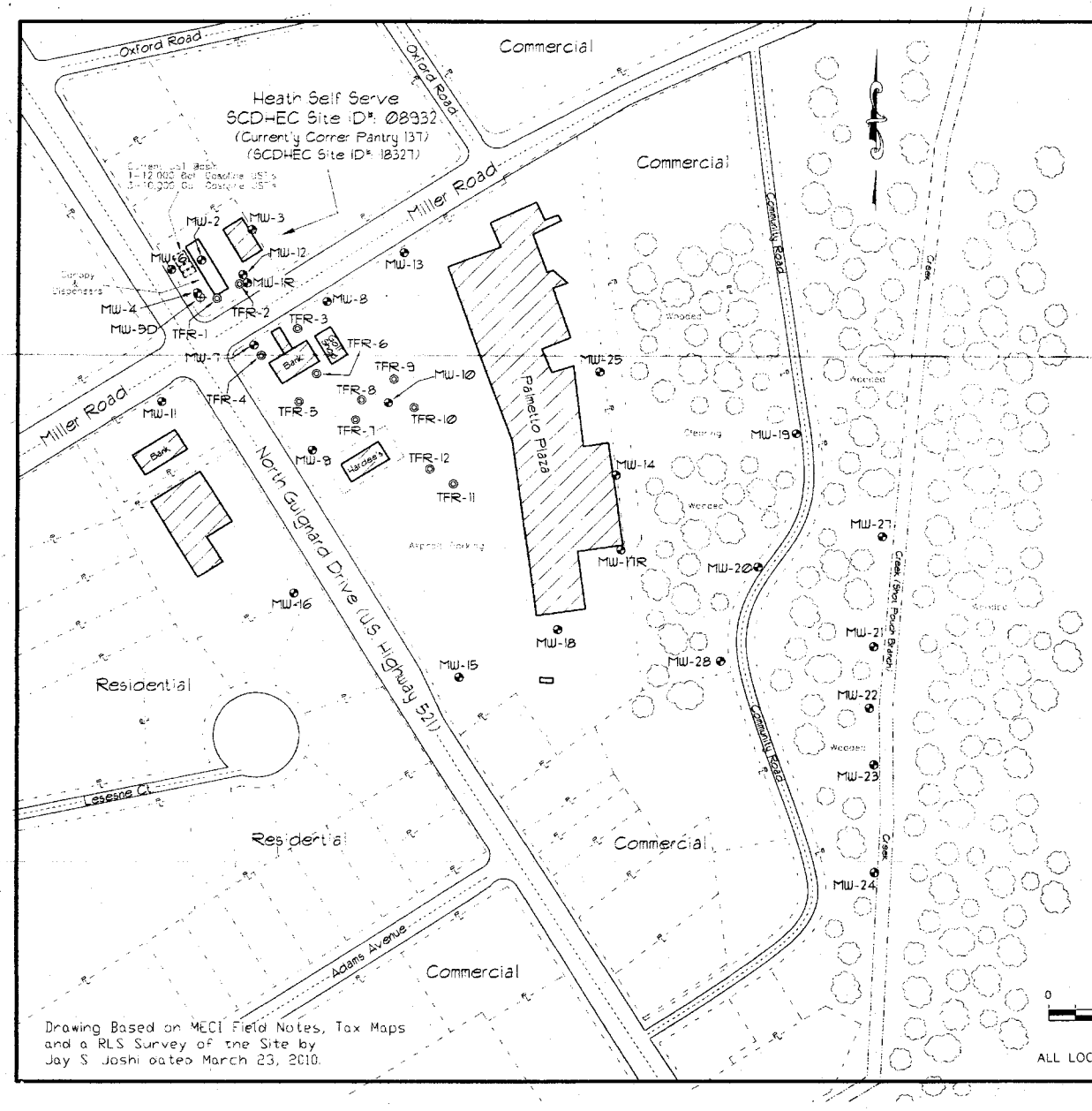

Explanation:

- Location of Water Table Bracketing Monitoring Well
- Location of 4-Inch Recovery Well
- Location of Double Cased Monitoring Well
- Estimated Location of Existing Underground Storage Tanks
- Property Line

Groundwater Elevation Data

Well #	Date Sampled	Depth to Water (feet)	Well Head Elevation	Groundwater Elevation
MW-1R	3/17/10	16.51	171.85	155.34
MW-11R	3/17/10	15.19	170.33	155.14
MW-17R	3/17/10	11.73	163.81	152.08
MW-19	3/17/10	3.38	149.34	145.96
MW-28	3/17/10	4.81	153.73	148.92

Notes:

Depth to groundwater measured on March 17, 2010

COC Concentration Data

Sample #	Benzene (ug/l)	Toluene (ug/l)	Ethylbenzene (ug/l)	Total Xylenes (ug/l)	Total BTEX (ug/l)	MTBE (ug/l)	Naphthalene (ug/l)
MW-1R	2,840	34,800	5,860	28,500	72,000	<250	829
MW-11R	13.0	70.2	36.3	175	294.5	<5.0	<5.0
MW-17R	4,450	6,450	919	3,670	15,489	198	164
MW-19	34	<5.0	<5.0	<10.0	134	12.7	5.0
MW-28	<5.0	<5.0	<5.0	<10.0	BDL	<5.0	<5.0

Notes: Groundwater samples collected on March 17, 2010

BDL = Below Detection Limits

Drawing Based on MECI Field Notes, Tax Maps and a RLS Survey of the Site by Jay S Joshi dated March 23, 2010.

GRAPHIC SCALE

0 100 200 300 400

1IN = 200F T

ALL LOCATIONS ARE APPROXIMATE

Site Features

Heath Self Serve
Sumter, South Carolina
SCDHEC Site ID 08932

Midlands Environmental Consultants, Inc.

JOB NO. 10-2691
DATE April 14, 2010
FIGURE 3

NON-HAZARDOUS WASTE MANIFEST	1. Generator ID Number	2. Page 1 of	3. Emergency Response Phone	4. Waste Tracking Number

5. Generator's Name and Mailing Address

MIDLANDS ENVIRONMENTAL
1144 TWO NOTCH ROAD
LEXINGTON, SC 29073

Generator's Site Address (if different than mailing address) TK10371

Generator's Phone:

6. Transporter 1 Company Name — U.S. EPA ID Number

7. Transporter 2 Company Name — U.S. EPA ID Number

8. Designated Facility Name and Site Address — U.S. EPA ID Number

TK TANK SERVICES
[illegible] BOULEVARD ROAD
SUMTER, SC 29153

Facility's Phone:

9. Waste Shipping Name and Description	10. Containers No.	Type	11. Total Quantity	12. Unit Wt./Vol.
1. NON HAZARDOUS PETROLEUM CONTAMINATED WATER	1	TT	AP 3325 GV	
2.				
3.				
4.				

Site	Site ID	Gallons
Philips Rental Property	19328	30
Bank of America	19190	150
Former McCoy Oil Site	19002	325
Pratts Grocery	06974	200
Pratts Grocery	06974	125
Heath Self Service 2	08932	220
Heath Self Service 2	08932	250
Former Royal Petroleum	19426	325
Anderson Patrol	00769	100
Gregory's Store	08979	175
Times Turn Around	10381	150
Fort Mill 66	09317	150
Pitt Stop 31	16604	325
USA Petroleum	17907	150
USA Petroleum	17902	250
Colonel Creek Landing	11702	200
Highway 11 Grocery	03439	200
Rogers Auto Parts	00428	100

13. Specia

14. GENER ... subject to federal regulations for reporting proper disposal of Hazardous Waste.

Generator's ... Signature — Month Day Year

15. Internat ... rom U.S. Port of entry/exit:

Transporter Signature (for exports only): Date leaving U.S.:

16. Transporter Acknowledgment of Receipt of Materials

Transporter 1 Printed/Typed Name: Joseph L. Stanton — Signature — Month 03 Day 01 Year 11

Transporter 2 Printed/Typed Name — Signature — Month Day Year

17. Discrepancy

17a. Discrepancy Indication Space ☐ Quantity ☐ Type ☐ Residue ☐ Partial Rejection ☐ Full Rejection

Manifest Reference Number:

17b. Alternate Facility (or Generator) — U.S. EPA ID Number

Facility's Phone:

17c. Signature of Alternate Facility (or Generator) — Month Day Year

18. Designated Facility Owner or Operator: Certification of receipt of materials covered by the manifest except as noted in Item 17a

Printed/Typed Name — Signature — Month Day Year

GENERATOR — INT'L — TRANSPORTER — DESIGNATED FACILITY

Midlands
Environmental
Consultants, Inc.

March 1, 2011



Ms. Debra Thoma, Hydrogeologist
Corrective Action Section
Assessment and Corrective Action Division
Underground Storage Tank Program
Bureau of Land and Waste Management
South Carolina Department of Health and
Environmental Control
2600 Bull Street
Columbia, South Carolina 29201



Subject: Aggressive Fluid Vapor Recovery Report
Heath Self Service
Sumter, South Carolina
SCDHEC Site ID # 08932; CA #40666
MECI Project Number 10-3156E
Certified Site Rehabilitation Contractor UCC-0009

Dear Ms. Thoma,

Midlands Environmental Consultants, Inc. (MECI) is pleased to submit the attached Aggressive Fluid Vapor Recovery Report for the referenced site. This describes the aggressive fluid vapor recovery activities conducted at the site in general accordance with South Carolina Department of Health and Environmental Control (SCDHEC) guidelines.

AGGRESSIVE FLUID VAPOR RECOVERY

MECI personnel conducted an Aggressive Fluid Vapor Recovery (AFVR) event at Heath Self Service on February 21, 2011. The event was conducted on monitoring well TFR-3 to remove free phase petroleum product. Free phase petroleum product was detected in monitoring well TFR-3 at a thickness of 0.02 feet prior to the AFVR event. The event was conducted continuously for eight hours by MECI personnel utilizing a vacuum extraction unit. Free phase petroleum product was not detected in the well immediately following the event.

MECI treated the off gas produced during the AFVR event using an activated carbon filter system. Calculated total petroleum hydrocarbons removed from the well were 13.05 pounds or approximately 2.25 equivalent gallons. The average rate of removal for the hydrocarbons was calculated to be 1.63 pounds per hour. Concentrations of off gas produced during the event were recorded from 20.8 parts per million by volume (PPM) to 1,783 PPM. Measurements were obtained from vapors prior to entering off gas treatment. Vacuum readings were recorded at a range of 10.0 to 20.0 inches of mercury during the event. A complete compilation of measurements recorded is presented in attached Table 1E.

Post Office Box 854, Lexington SC 29071 • 235-B Dooley Road, Lexington, SC 29073
Telephone: (803) 808-2043 • fax: (803) 808-2048

Differential pressures and groundwater levels were measured and recorded for selected site monitoring wells at regular intervals. This data is summarized in the attached Table 2E. Monitoring well locations are depicted on attached Figure 1.

A total of 250 gallons of liquid was removed from TFR-3 during this event. Free phase petroleum product was not observed in the holding tank at the end of the event. The fluids produced were transported to TK Tank Services, Inc. of Sumter, SC for disposal. A disposal manifest for these fluids is attached at the end of this report.

QUALIFICATIONS OF REPORT

The activities and evaluative approaches used in this assignment are consistent with those normally employed in enhanced fluid recovery events and waste management projects of this type. Contents of this report are intended for the use by MECI and the South Carolina Department of Health and Environmental Control, under mutually agreed upon terms and conditions. If other parties wish to rely on this report please contact MECI prior to their use of this information so that a mutual understanding and agreement of the terms and conditions of our services can be established.

Midlands Environmental appreciates the opportunity to offer our professional environmental related services to you on this project. Please feel free to contact us at 803-808-2043 if you have any immediate questions or comments.

Sincerely,
Midlands Environmental Consultants, Inc.

Courtney M. Sanders
Staff Biologist

Jeff L. Coleman
Senior Scientist

Attachments:

TABLE 1E
AFVR MONITORING DATA
HEATH SELF SERVICE
SUMTER, SOUTH CAROLINA
MECI PROJECT NUMBER 10-3156E
SCDHEC SITE ID NUMBER 08932

Extraction Well	Date	Time (hh:mm)	Differential Time (hr)	Extraction Well Head Vacuum (in. Hg)	Off Gas Measurements				
					Concentration (PPM)	Offgas Velocity Ft/Min	Flow Rate CFM	Removal Rate Lbs/Hr	Interval Removal Lbs
TFR-3	02/21/11	9:45	0.50	10.0	102	2,580	232.20	0.28	0.14
	02/21/11	10:15	0.50	10.0	63.4	2,590	233.10	0.18	0.09
	02/21/11	10:45	0.50	10.0	21.2	2,610	234.90	0.06	0.03
	02/21/11	11:15	0.50	10.0	20.8	2,640	237.60	0.06	0.03
	02/21/11	11:45	0.50	14.0	1,316	1,990	179.10	2.83	1.41
	02/21/11	12:15	0.50	14.0	1,283	2,020	181.80	2.80	1.40
	02/21/11	12:45	0.50	20.0	1,783	1,290	116.10	2.48	1.24
	02/21/11	13:15	0.50	20.0	1,644	1,300	117.00	2.31	1.15
	02/21/11	13:45	0.50	20.0	1,321	1,290	116.10	1.84	0.92
	02/21/11	14:15	0.50	20.0	1,118	1,290	116.10	1.56	0.78
	02/21/11	14:45	0.50	19.0	1,126	1,200	108.00	1.46	0.73
	02/21/11	15:15	0.50	19.0	1,103	1,210	108.90	1.44	0.72
	02/21/11	15:45	0.50	19.0	1,213	1,360	122.40	1.78	0.89
	02/21/11	16:15	0.50	19.0	1,266	1,320	118.80	1.80	0.90
	02/21/11	16:45	0.50	19.0	1,248	1,300	117.00	1.75	0.88
	02/21/11	17:15	0.50	19.0	1,218	1,310	117.90	1.72	0.86
	02/21/11	17:45	0.50	19.0	1,199	1,340	120.60	1.74	0.87
									TOTAL **13.05**

Well Data:			Pre AFVR Event			Post AFVR Event			Corrected Depth to Water Change (ft)
Well No.	Diameter (in)	Screened Interval (ft)	Depth to Product (ft)	Depth to Water (ft)	Product Thickness (ft)	Depth to Product (ft)	Depth to Water (ft)	Product Thickness (ft)	
TFR-3	4"	TD = 25.00	17.50	17.52	0.02	***	17.98	***	0.48

Vacuum Truck Information		Well ID	Stinger Depth
Subcontractor:	MECI	TFR-3	18.00
Truck Operator:	B. Owen		
Stack I.D. (feet)	0.33 feet		
Corrected depth to water before AFVR Event in TFR-3 =			17.50

Recovery / Disposal Information		
Hydro carbons Removed (vapor):	13.05	Pounds
Hydro carbons Removed (liquid):	0	Gallons
Total Hydrocarbons Removed:	2.25	Equivilant Gallons
Molecular Weight Utilized:	75	g / mole
Disposal Facility	TK Tank Services, Inc.	
Total Liquids Removed:	250	Gallons

TABLE 2E
DIFFERENTIAL PRESSURE AND GROUNDWATER DRAWDOWN DATA
HEATH SELF SERVICE
SUMTER, SOUTH CAROLINA
MECI PROJECT NUMBER 10-3156E
SCDHEC SITE ID NUMBER 08932

DIFFERENTIAL PRESSURE DATA

		Well Designation:		
		MW-7	**MW-8**	**MW-13**
Nearest Extraction Well:		TFR-3	TFR-3	TFR-3
Approximate Distance:		87 ft	75 ft	245 ft
Time	**Elapsed Time**	**Differential Pressure Readings (inches of water)**		
9:45	0.0	0	0	0
10:15	0.5	0	0	0
10:45	1.0	0	0	0
11:15	1.5	0	0	0
11:45	2.0	0	0	0
12:15	2.5	0	0	0
12:45	3.0	0	0	0
13:15	3.5	0	0	0
13:45	4.0	0	0	0
14:15	4.5	0	0	0
14:45	5.0	0	0	0
15:15	5.5	0	0	0
15:45	6.0	0	0	0
16:15	6.5	0	0	0
16:45	7.0	0	0	0
17:15	7.5	0	0	0
17:45	8.0	0	0	0
Maximum Change:		**0**	**0**	**0**

GROUNDWATER DRAWDOWN DATA

		Well Designation:		
		MW-7	**MW-8**	**MW-13**
Nearest Extraction Well:		TFR-3	TFR-3	TFR-3
Approximate Distance:		87 ft	75 ft	245 ft
Time	**Elapsed Time**	**Depth to Liquid (feet below of casing):**		
Prior toAFVR		17.27	18.15	18.37
13:45	4 hours	17.37	18.27	18.53
17:45	8 hours	17.45	18.39	18.64
Maximum Change:		-0.18	-0.24	-0.27

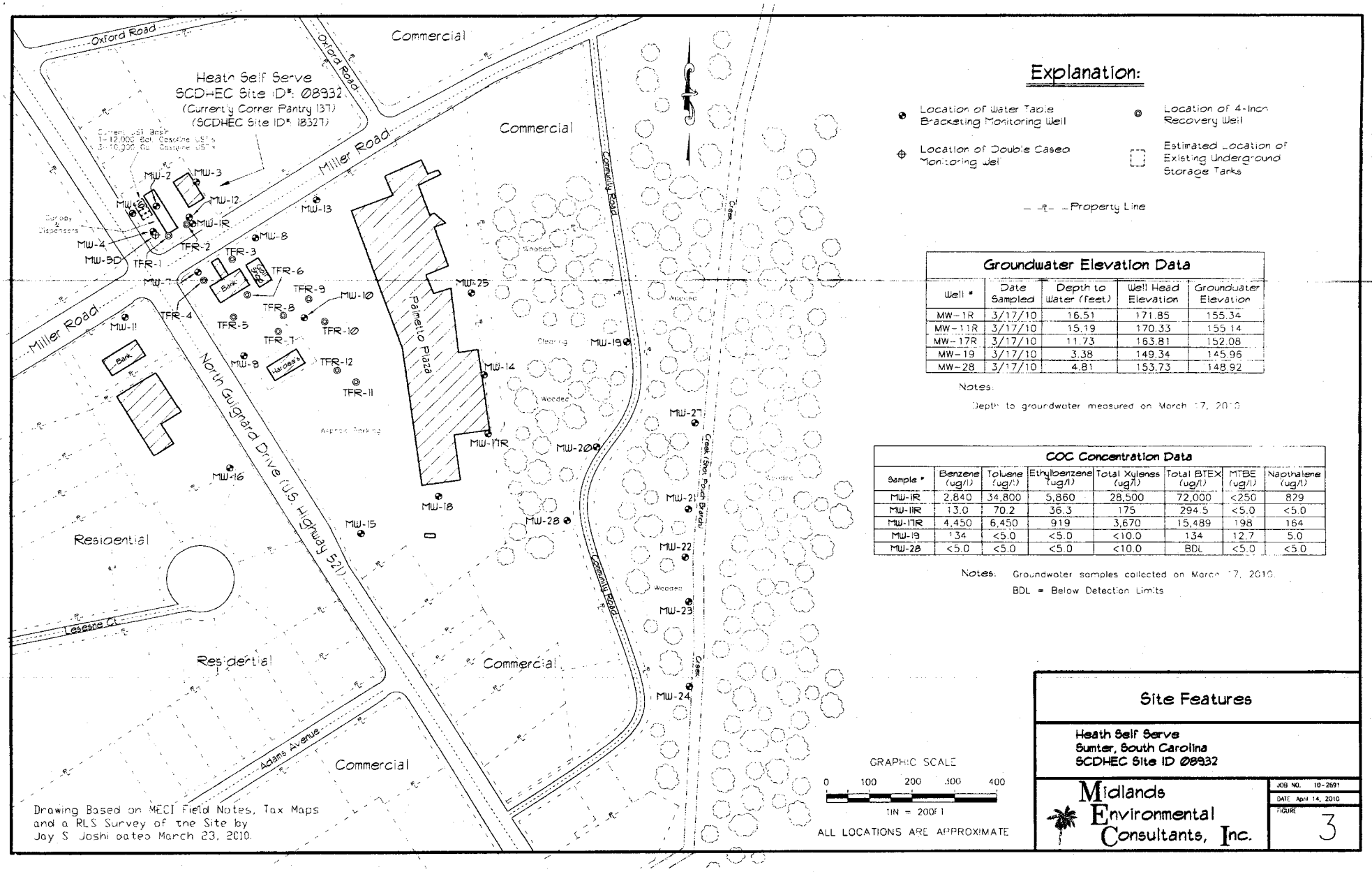

Explanation:

- Location of Water Table Bracketing Monitoring Well
- Location of 4-Inch Recovery Well
- Location of Double Cased Monitoring Well
- Estimated Location of Existing Underground Storage Tanks
- Property Line

Groundwater Elevation Data

Well #	Date Sampled	Depth to Water (feet)	Well Head Elevation	Groundwater Elevation
MW-1R	3/17/10	16.51	171.85	155.34
MW-11R	3/17/10	15.19	170.33	155.14
MW-17R	3/17/10	11.73	163.81	152.08
MW-19	3/17/10	3.38	149.34	145.96
MW-28	3/17/10	4.81	153.73	148.92

Notes:

Depth to groundwater measured on March 17, 2010

COC Concentration Data

Sample #	Benzene (ug/l)	Toluene (ug/l)	Ethylbenzene (ug/l)	Total Xylenes (ug/l)	Total BTEX (ug/l)	MTBE (ug/l)	Naphthalene (ug/l)
MW-1R	2,840	34,800	5,860	28,500	72,000	<250	879
MW-11R	13.0	70.2	36.3	175	294.5	<5.0	<5.0
MW-17R	4,450	6,450	919	3,670	15,489	198	164
MW-19	134	<5.0	<5.0	<10.0	134	12.7	5.0
MW-28	<5.0	<5.0	<5.0	<10.0	BDL	<5.0	<5.0

Notes: Groundwater samples collected on March 17, 2010.

BDL = Below Detection Limits

Site Features

Heath Self Serve
Sumter, South Carolina
SCDHEC Site ID 08932

Midlands Environmental Consultants, Inc.

JOB NO. 10-2691
DATE April 14, 2010
FIGURE 3

NON-HAZARDOUS WASTE MANIFEST	1. Generator ID Number	2. Page 1 of	3. Emergency Response Phone	4. Waste Tracking Number

5. Generator's Name and Mailing Address

MIDLANDS ENVIRONMENTAL
1144 TWO NOTCH ROAD
LEXINGTON, SC 29072

Generator's Site Address (if different than mailing address) CN10371

Generator's Phone:

6. Transporter 1 Company Name — U.S. EPA ID Number

7. Transporter 2 Company Name — U.S. EPA ID Number

8. Designated Facility Name and Site Address — U.S. EPA ID Number

TK TANK SERVICES
425 BOULEVARD ROAD
SUMTER, SC 29153

Facility's Phone:

9. Waste Shipping Name and Description	10. Containers No.	Type	11. Total Quantity	12. Unit Wt./Vol.
1. NON HAZARDOUS PETROLEUM CONTAMINATED WATER	1	TT	AP 3325 GY	
2.				
3.				
4.				

Site	Site ID	Gallons
Philips Rental Property	19328	30
Bank of America	19190	150
Former McCoy Oil Site	19002	325
Pratts Grocery	06974	200
Pratts Grocery	06974	125
Heath Self Service 2	08932	220
Heath Self Service 2	08932	250
Former Royal Petroleum	19426	325
Anderson Patrol	00769	100
Gregory's Store	08979	175
Times Turn Around	10381	150
Fort Mill 66	09317	150
Pitt Stop 31	16604	325
USA Petroleum	17907	150
USA Petroleum	17902	250
Colonel Creek Landing	11702	200
Highway 11 Grocery	03439	200
Rogers Auto Parts	00428	100

13. Specia

14. GENER ... subject to federal regulations for reporting proper disposal of Hazardous Waste.

Generator's ... Signature — Month Day Year

15. Internat ... rom U.S. Port of entry/exit:

Transporter Signature (for exports only): Date leaving U.S.:

16. Transporter Acknowledgment of Receipt of Materials

Transporter 1 Printed/Typed Name: Joseph L. Stanton — Signature — Month 03 Day 01 Year 11

Transporter 2 Printed/Typed Name — Signature — Month Day Year

17. Discrepancy

17a. Discrepancy Indication Space ☐ Quantity ☐ Type ☐ Residue ☐ Partial Rejection ☐ Full Rejection

Manifest Reference Number:

17b. Alternate Facility (or Generator) — U.S. EPA ID Number

Facility's Phone:

17c. Signature of Alternate Facility (or Generator) — Month Day Year

18. Designated Facility Owner or Operator: Certification of receipt of materials covered by the manifest except as noted in Item 17a

Printed/Typed Name — Signature — Month Day Year

GENERATOR — INT'L — TRANSPORTER — DESIGNATED FACILITY

Midlands
Environmental
Consultants, Inc.

March 17, 2011





Ms. Debra Thoma, Hydrogeologist
Corrective Action Section
Assessment and Corrective Action Division
Underground Storage Tank Program
Bureau of Land and Waste Management
South Carolina Department of Health and
Environmental Control
2600 Bull Street
Columbia, South Carolina 29201

Subject: Aggressive Fluid Vapor Recovery Report
Heath Self Service
Sumter, South Carolina
SCDHEC Site ID # 08932; CA #40666
MECI Project Number 10-3156F
Certified Site Rehabilitation Contractor UCC-0009

Dear Ms. Thoma,

Midlands Environmental Consultants, Inc. (MECI) is pleased to submit the attached Aggressive Fluid Vapor Recovery Report for the referenced site. This describes the aggressive fluid vapor recovery activities conducted at the site in general accordance with South Carolina Department of Health and Environmental Control (SCDHEC) guidelines.

AGGRESSIVE FLUID VAPOR RECOVERY

MECI personnel conducted an Aggressive Fluid Vapor Recovery (AFVR) event at Heath Self Service on February 13, 2011. The event was conducted on monitoring well TFR-3 to remove free phase petroleum product. Free phase petroleum product was detected in monitoring well TFR-3 at a thickness of 0.10 feet prior to the AFVR event. The event was conducted continuously for eight hours by MECI personnel utilizing a vacuum extraction unit. Free phase petroleum product was not detected in the well immediately following the event.

MECI treated the off gas produced during the AFVR event using an activated carbon filter system. Calculated total petroleum hydrocarbons removed from the well were 5.50 pounds or approximately 0.95 equivalent gallons. The average rate of removal for the hydrocarbons was calculated to be 0.69 pounds per hour. Concentrations of off gas produced during the event were recorded from 50.7 parts per million by volume (PPM) to 1,665 PPM. Measurements were obtained from vapors prior to entering off gas treatment. Vacuum readings were recorded at a range of 15.0 to 20.0 inches of mercury during the event. A complete compilation of measurements recorded is presented in attached Table 1F.

Post Office Box 854, Lexington SC 29071 • 235-B Dooley Road, Lexington, SC 29073
Telephone: (803) 808-2043 • fax: (803) 808-2048

Differential pressures and groundwater levels were measured and recorded for selected site monitoring wells at regular intervals. This data is summarized in the attached Table 2F. Monitoring well locations are depicted on attached Figure 1.

A total of 200 gallons of liquid was removed from TFR-3 during this event. Free phase petroleum product was not observed in the holding tank at the end of the event. The fluids produced were transported to TK Tank Services, Inc. of Sumter, SC for disposal. A disposal manifest for these fluids is attached at the end of this report.

QUALIFICATIONS OF REPORT

The activities and evaluative approaches used in this assignment are consistent with those normally employed in enhanced fluid recovery events and waste management projects of this type. Contents of this report are intended for the use by MECI and the South Carolina Department of Health and Environmental Control, under mutually agreed upon terms and conditions. If other parties wish to rely on this report please contact MECI prior to their use of this information so that a mutual understanding and agreement of the terms and conditions of our services can be established.

Midlands Environmental appreciates the opportunity to offer our professional environmental related services to you on this project. Please feel free to contact us at 803-808-2043 if you have any immediate questions or comments.

Sincerely,
Midlands Environmental Consultants, Inc.

Courtney M. Sanders
Staff Biologist

Brendon P. Kelly
Project Scientist

Attachments:

TABLE 1F
AFVR MONITORING DATA
HEATH SELF SERVICE
SUMTER, SOUTH CAROLINA
MECI PROJECT NUMBER 10-3156F
SCDHEC SITE ID NUMBER 08932

Extraction Well	Date	Time (hh:mm)	Differential Time (hr)	Extraction Well Head Vacuum (in. Hg)	Off Gas Measurements				
					Concentration (PPM)	Offgas Velocity Ft/Min	Flow Rate CFM	Removal Rate Lbs/Hr	Interval Removal Lbs
TFR-3	02/13/11	16:00	0.50	15.0	184	980	88.20	0.19	0.10
	02/13/11	16:30	0.50	15.0	130	970	87.30	0.14	0.07
	02/13/11	17:00	0.50	15.0	91.6	940	84.60	0.09	0.05
	02/13/11	17:30	0.50	15.0	72.4	890	80.10	0.07	0.03
	02/13/11	18:00	0.50	15.0	50.7	840	75.60	0.05	0.02
	02/13/11	18:30	0.50	18.0	201	760	68.40	0.16	0.08
	02/13/11	19:00	0.50	18.0	519	750	67.50	0.42	0.21
	02/13/11	19:30	0.50	18.0	1,232	710	63.90	0.94	0.47
	02/13/11	20:00	0.50	18.0	1,167	730	65.70	0.92	0.46
	02/13/11	20:30	0.50	18.0	1,248	770	69.30	1.04	0.52
	02/13/11	21:00	0.50	18.0	1,311	780	70.20	1.10	0.55
	02/13/11	21:30	0.50	20.0	1,229	740	66.60	0.98	0.49
	02/13/11	22:00	0.50	20.0	1,081	680	61.20	0.79	0.40
	02/13/11	22:30	0.50	20.0	998	650	58.50	0.70	0.35
	02/13/11	23:00	0.50	20.0	1,172	690	62.10	0.87	0.44
	02/13/11	23:30	0.50	20.0	1,390	730	65.70	1.10	0.55
	02/13/11	0:00	0.50	20.0	1,665	790	71.10	1.42	0.71
									TOTAL **5.50**

Well Data:			Pre AFVR Event			Post AFVR Event			Corrected Depth to Water Change (ft)
Well No.	Diameter (in)	Screened Interval (ft)	Depth to Product (ft)	Depth to Water (ft)	Product Thickness (ft)	Depth to Product (ft)	Depth to Water (ft)	Product Thickness (ft)	
TFR-3	4"	TD = 25.00	17.60	17.70	0.10	***	18.35	***	0.73

Vacuum Truck Information		Well ID	Stinger Depth
Subcontractor:	MECI	TFR-3	18.00
Truck Operator:	G. Globensky		
Stack I.D. (feet)	0.33 feet		
Corrected depth to water before AFVR Event in TFR-3 =			17.62

Recovery / Disposal Information		
Hydro carbons Removed (vapor):	5.50	Pounds
Hydro carbons Removed (liquid):	0	Gallons
Total Hydrocarbons Removed:	0.95	Equivilant Gallons
Molecular Weight Utilized:	75	g / mole
Disposal Facility	TK Tank Services, Inc.	
Total Liquids Removed:	200	Gallons

TABLE 2F
DIFFERENTIAL PRESSURE AND GROUNDWATER DRAWDOWN DATA
HEATH SELF SERVICE
SUMTER, SOUTH CAROLINA
MECI PROJECT NUMBER 10-3156F
SCDHEC SITE ID NUMBER 08932

DIFFERENTIAL PRESSURE DATA

		Well Designation:		
		MW-7	**MW-8**	**MW-1R**
Nearest Extraction Well:		TFR-3	TFR-3	TFR-3
Approximate Distance:		87 ft	75 ft	127 ft
Time	**Elapsed Time**	**Differential Pressure Readings (inches of water)**		
16:00	0.0	0	0	0
16:30	0.5	0	0	0
17:00	1.0	0	0	0
17:30	1.5	0	0	0
18:00	2.0	0	0	0
18:30	2.5	0	0	0
19:00	3.0	0	0	0
19:30	3.5	0	0	0
20:00	4.0	0	0	0
20:30	4.5	0	0	0
21:00	5.0	0	0	0
21:30	5.5	0	0	0
22:00	6.0	0	0	0
22:30	6.5	0	0	0
23:00	7.0	0	0	0
23:30	7.5	0	0	0
0:00	8.0	0	0	0
Maximum Change:		**0**	**0**	**0**

GROUNDWATER DRAWDOWN DATA

		Well Designation:		
		MW-7	**MW-8**	**MW-1R**
Nearest Extraction Well:		TFR-3	TFR-3	TFR-3
Approximate Distance:		87 ft	75 ft	127 ft
Time	**Elapsed Time**	**Depth to Liquid (feet below of casing):**		
Prior toAFVR		17.38	18.28	17.62
20:00	4 hours	17.42	18.35	17.64
0:00	8 hours	17.49	18.41	17.65
Maximum Change:		-0.11	-0.13	-0.03

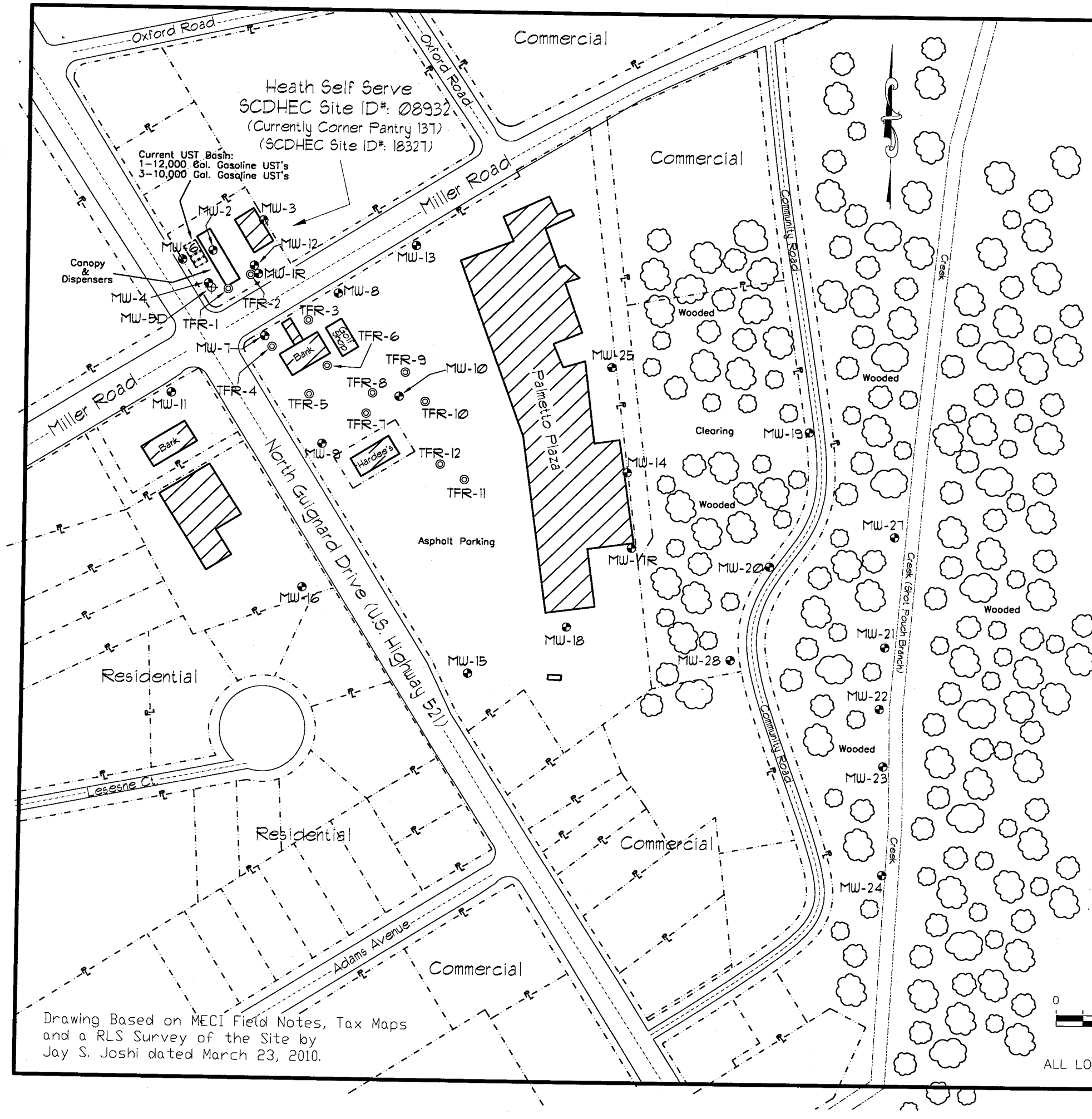

Drawing Based on MECI Field Notes, Tax Maps and a RLS Survey of the Site by Jay S. Joshi dated March 23, 2010.

Explanation:

- Location of Water Table Bracketing Monitoring Well
- Location of 4-Inch Recovery Well
- Location of Double Cased Monitoring Well
- Estimated Location of Existing Underground Storage Tanks
- Property Line

Groundwater Elevation Data

Well #	Date Sampled	Depth to Water (feet)	Well Head Elevation	Groundwater Elevation
MW-1R	3/17/10	16.51	171.85	155.34
MW-11R	3/17/10	15.19	170.33	155.14
MW-17R	3/17/10	11.73	163.81	152.08
MW-19	3/17/10	3.38	149.34	145.96
MW-28	3/17/10	4.81	153.73	148.92

Notes:

Depth to groundwater measured on March 17, 2010.

COC Concentration Data

Sample #	Benzene (ug/l)	Toluene (ug/l)	Ethylbenzene (ug/l)	Total Xylenes (ug/l)	Total BTEX (ug/l)	MTBE (ug/l)	Napthalene (ug/l)
MW-1R	2,840	34,800	5,860	28,500	72,000	<250	829
MW-11R	13.0	70.2	36.3	175	294.5	<5.0	<5.0
MW-17R	4,450	6,450	919	3,670	15,489	198	164
MW-19	134	<5.0	<5.0	<10.0	134	12.7	5.0
MW-28	<5.0	<5.0	<5.0	<10.0	BDL	<5.0	<5.0

Notes: Groundwater samples collected on March 17, 2010.
BDL = Below Detection Limits

GRAPHIC SCALE
0 100 200 300 400
1IN = 200FT

ALL LOCATIONS ARE APPROXIMATE

Site Features

Heath Self Serve
Sumter, South Carolina
SCDHEC Site ID 08932

Midlands Environmental Consultants, Inc.

JOB NO. 10-2691
DATE April 14, 2010
FIGURE 3

NON-HAZARDOUS WASTE MANIFEST

1. Generator ID Number	2. Page 1 of	3. Emergency Response Phone	4. Waste Tracking Number

5. Generator's Name and Mailing Address — Generator's Site Address (if different than mailing address)

TN10381

MIDLANDS ENVIRONMENTAL
1144 TWO NOTCH ROAD
LEXINGTON, SC 29072

Generator's Phone:

6. Transporter 1 Company Name — U.S. EPA ID Number

7. Transporter 2 Company Name: TANK SERVICE SUMTER, SC — U.S. EPA ID Number: SCD

8. Designated Facility Name and Site Address — U.S. EPA ID Number

TK TANK SERVICES
155 BOULEVARD ROAD
SUMTER, SC 29153

Facility's Phone: 803-418-5214

	9. Waste Shipping Name and Description	10. Containers No.	10. Containers Type	11. Total Quantity	12. Unit Wt./Vol.
1.	NON HAZARDOUS PETROLEUM CONTAMINATED WATER	1	TT	AP 3395 GAL.	
2.					
3.					
4.					

13. Special Handling

Site:	UST Permit #:	Gallons Produced:
Heath Self Serve	08932	200
Highway 11 Grocery	03439	100
Highway 11 Grocery	03439	50
Movie Gallery	19077	160
Pantry 3418	05042	165
Summers Store	03198	100
Phillips Rental	19328	100
Bay Creek Villas	18662	100
One Stop	14346	225
UST Unknown	18678	100
Sweatman's Grocery	15222	225
Two Way Mart	12708	100
Quick Pantry 12	03040	200
Mack's Camp	01253	175
Wando Lounge	01077	125
McCoy Oil	19002	235
Great Falls Exxon	14469	100
Pratts	06974	25
Former Gulf Station	18447	250
EZ Stop	14555	100
Pantry 3235	02872	150
Colonel Creek	11702	175
Bay Creek Villas	18662	125
Hillcrest Grocery	09383	50
Hillcrest Grocery	09383	50

GENERATOR

14. GENERATOR'S — ...deral regulations for reporting proper disposal of Hazardous Waste.

Generator's/Offeror's — Month / Day / Year

INT'L

15. International Shi — Port of entry/exit:

Transporter Signatu — Date leaving U.S.:

TRANSPORTER

16. Transporter Ack

Transporter 1 Printe — Month: 3 / Day: 16 / Year: 11

Transporter 2 Printed/Typed Name — Signature — Month / Day / Year

DESIGNATED FACILITY

17. Discrepancy

17a. Discrepancy Indication Space ☐ Quantity ☐ Type ☐ Residue ☐ Partial Rejection ☐ Full Rejection

Manifest Reference Number:

17b. Alternate Facility (or Generator) — U.S. EPA ID Number

Facility's Phone:

17c. Signature of Alternate Facility (or Generator) — Month / Day / Year

18. Designated Facility Owner or Operator: Certification of receipt of materials covered by the manifest except as noted in Item 17a

Printed/Typed Name — Signature — Month / Day / Year

169-BLC-O 5 11977 (Rev. 8/06)

GENERATOR'S/SHIPPER'S INITIAL COPY

D H E C

PROMOTE PROTECT PROSPER

C. Earl Hunter, Commissioner

Promoting and protecting the health of the public and the environment

UST DOCKET

BRYAN SHANE
MIDLANDS ENVIRONMENTAL CONSULTANTS
PO BOX 854
LEXINGTON SC 29071

Re: **Notice to Proceed-Groundwater Sampling**
Bid # IFB-5400002759-03/24/11-EMW; PO #4600088529

Dear Mr. Shane:

Based on the award of the referenced bid package, enclosed are the information packets to conduct six (6) groundwater-sampling events. The packets contain all necessary information for work to begin. The facility has been assigned an individual Cost Agreement (CA) number as listed below. Please reference the CA number and Purchase Order # 4500088529 on the appropriate invoice submitted for payment against the facility.

UST Permit #	Facility	County	# wells	UST Project Manager	Sampling Due Date	Parameters-Groundwater	PACE CA#	MECI CA#
09947	Camden Shell	Kershaw	20	D. Thoma	05/07/11	BTEXMN, DCA & 4-Oxygenates	40951	40952
09317	Ft Mill 66	York	42	D. Thoma	05/07/11	BTEXMN, DCA, 17-Oxygenates, & 4-EDB	41402	41401
16428	Dr Tire	Beaufort	19	D. Thoma	05/07/11	BTEXMN, DCA, EDB, Oxygenates	41404	41405
12983	Weaver's Service	Florence	4	M. Rivers	05/07/11	BTEXMN, DCA, EDB, & Oxygenates	41422	41423
14681	Olantas Market	Florence	3	M. Rivers	05/07/11	BTEXMN, DCA, EDB, & Oxygenates	41424	41425
08932	Heath Self Serve	Sumter	28	C. Ridgley	05/07/11	BTEXMN, DCA, EDB, & Oxygenates	41296	41295

MECI will perform services at the sites on behalf of the site's responsible party (RP); however, payment will be made from the SUPERB Account. The site's RP has no obligation for payment for this scope of work. Please coordinate access to the facility with the property owner. Contact information has been provided in the information packet. The Department grants pre-approval for transportation of virgin petroleum impacted soil and groundwater from the referenced site to a permitted treatment facility. There can be no spillage or leakage in transport. All investigation-derived waste (IDW) must be properly contained and labeled prior to disposal. A copy of the disposal manifest and/or acceptance letter from the receiving facility that clearly designates the quantity received must be included with the final report. The SUPERB Account will not reimburse for transportation or treatment of soil and/or groundwater with concentrations below RBSLs. **Please note, the final report is due within 3 weeks from the date the site is sampled. If the site is not sampled by the specified due date or the report is not received in the specified time period, a late fee may be imposed.**

Please contact me with the sampling schedule before commencing work at these facilities. If you have any questions or need further assistance, please contact me at (803) 896-6397 or thomadl@dhec.sc.gov.

Sincerely,

Debra L. Thoma, Hydrogeologist
Corrective Action Section
UST Management Division
Bureau of Land & Waste Management

enc: Information Packets
Approved Cost Agreements

cc: Renee Spencer, Pace Analytical, 9800 Kincey Ave. Ste. 100, Huntersville, NC, 28078 (w/ Approved CAs)
Technical Files (w/o. enc.)

Midlands
Environmental
Consultants, Inc.

May 19, 2011

UST
MAY 2 4 2011
PROGRAM

Ms. Debra Thoma, Hydrogeologist
Northeastern SC Corrective Action Section
Assessment and Corrective Action Division
Underground Storage Tank Program
Bureau of Land and Waste Management
South Carolina Department of Health
and Environmental Control
2600 Bull Street
Columbia, South Carolina 29201

UST
DOCKET
27 tech

Subject: Report of Groundwater Sampling
Heath Self Service
Sumter, South Carolina
SCDHEC Site ID Number 08932, CA # 41295
MECI Project Number 11-3321
Certified Site Rehabilitation Contractor UCC-009

Dear Ms. Thoma,

Midlands Environmental Consultants Inc. (MECI) is pleased to submit the attached Report of Sampling for the referenced site.

On April 26, 2011, twenty five monitoring wells were sampled. Six monitoring wells (MW-5D, MW-19, MW-21, MW-22, MW-23 and MW-27) were purged prior to sampling. Three monitoring wells (MW-20, MW-24 and MW-26) were not located. Twelve additional monitoring wells (TFR-1 through TFR-12) were gauged. Groundwater samples obtained were transported to Pace Analytical Services, Inc. of Huntersville, NC for analysis.

Purge water produced by the purging process was treated on-site utilizing a granular activated carbon unit. A total of 27.5 gallons of purge water was disposed of in this manner. A disposal manifest for the referenced purge water is attached at the end of this report.

If you have any question or comments please feel free to contact us at 803-808-2043.

Sincerely,
Midlands Environmental Consultants, Inc.

Brian J. Owen
Field Technician

Brendon P. Kelly
Project Scientist

SCANNED

Post Office Box 854, Lexington SC 29071 • 235-B Dooley Road, Lexington, SC 29073
Telephone: (803) 808-2043 • fax: (803) 808-2048

Site Activity Summary

UST Permit #: 08932
Facility Name: Heath Self Serve
County: Sumter
Field Personnel: B. Owen, K. Pudney, R. Ariail

Midlands Environmental Consultants, Inc.
235-B Dooley Road, Lexington, SC 29073
(803) 808-2043 fax: 808-2048

Sample ID	Sampled?	Date	Time	Screened Interval	Depth to Product (ft)	Depth to Water (ft)	Product Thickness (ft)	# Gals. Purged	Comments
MW-1R	Y	4/21/11	13:10	12-22	***	17.30	***	***	Odor
MW-2	Y	4/21/11	12:55	14-24	***	17.22	***	***	Odor: 2 Bolts Added
MW-3	Y	4/21/11	13:00	14-24	***	19.15	***	***	No Odor: 2 Bolts Added
MW-4	Y	4/21/11	12:30	14-24	***	16.58	***	***	No Odor
MW-5D	Y	4/21/11	12:44	40-45	***	17.08	***	14.0	No Odor
MW-6	Y	4/21/11	12:50	12-22	***	16.40	***	***	Odor
MW-7	Y	4/21/11	12:00	12-22	***	17.10	***	***	Odor: Sheen
MW-8	Y	4/21/11	12:05	13-23	***	17.95	***	***	Odor
MW-9	Y	4/21/11	11:48	12-23	***	16.80	***	***	Odor
MW-10	Y	4/21/11	11:55	13-23	***	16.74	***	***	Odor: 2 Bolts Added
MW-11R	Y	4/21/11	12:15	12-22	***	16.11	***	***	Odor
MW-12	Y	4/21/11	13:20	10-20	***	17.73	***	***	Odor: Sheen: 4" well
MW-13	Y	4/21/11	12:10	13-23	***	18.37	***	***	No Odor: 3 Bolts Added
MW-14	Y	4/21/11	11:30	10-20	***	12.49	***	***	No Odor
MW-15	Y	4/21/11	11:40	8-18	***	11.24	***	***	No Odor: Well Lid Needed
								14.0	**TOTAL GALLONS PURGED**

Site Activity Summary

UST Permit #: 08932
Facility Name: Heath Self Serve
County: Sumter
Field Personnel: B. Owen, K. Pudney, R. Ariail

Midlands Environmental Consultants, Inc.
235-B Dooley Road, Lexington, SC 29073
(803) 808-2043 fax: 808-2048

Sample ID	Sampled?	Date	Time	Screened Interval	Depth to Product (ft)	Depth to Water (ft)	Product Thickness (ft)	# Gals. Purged	Comments
MW-16	Y	4/21/11	12:25	10-20	***	13.13	***	***	No Odor: 2 Bolts Added
MW-17R	Y	4/21/11	11:20	10-20	***	12.55	***	***	No Odor
MW-18	Y	4/21/11	11:30	10-20	***	13.10	***	***	No Odor
MW-19	Y	4/21/11	10:59	13-23	***	3.96	***	5.0	No Odor: 2 Bolts Added
MW-20	N	***	***	3-13	***	***	***	***	Not Located: Possibly destroyed due to land clearing
MW-21	Y	4/21/11	10:30	3-8	***	1.75	***	1.0	No Odor: 5 VoA's only
MW-22	Y	4/21/11	10:20	3-8	***	1.65	***	1.00	No Odor
MW-23	Y	4/21/11	10:10	13-23	***	0.60	***	6.00	No Odor
MW-24	N	***	***	13-23	***	***	***	***	Not Located: Heavy brush in area, metal detector ineffective
MW-25	Y	4/21/11	11:15	6-16	***	9.85	***	***	No Odor: 2 Bolts Added
MW-26	N	***	***	5-15	***	***	***	***	Not Located: Heavy brush in area, metal detector ineffective
MW-27	Y	4/21/11	10:45	6-16	***	3.00	***	0.50	No Odor
MW-28	Y	4/21/11	10:45	2-12	***	5.31	***	***	No Odor: Stick-up 2.28'
TFR-1	N	***	***	***	***	16.95	***	***	Gauged Only
TFR-2	N	***	***	***	***	17.61	***	***	Gauged Only
								27.5	**TOTAL GALLONS PURGED**

Site Activity Summary

UST Permit #: 08932
Facility Name: Heath Self Serve
County: Sumter
Field Personnel: B. Owen, K. Pudney, R. Ariail

Midlands Environmental Consultants, Inc.
235-B Dooley Road, Lexington, SC 29073
(803) 808-2043 fax: 808-2048

Sample ID	Sampled?	Date	Time	Screened Interval	Depth to Product (ft)	Depth to Water (ft)	Product Thickness (ft)	# Gals. Purged	Comments
TFR-3	N	***	***	***	***	17.33	***	***	Gauged Only
TFR-4	N	***	***	***	17.31	17.55	0.24	***	Gauged Only
TFR-5	N	***	***	***	***	0.00	***	***	Gauged Only
TFR-6	N	***	***	***	***	17.14	***	***	Gauged Only
TFR-7	N	***	***	***	16.98	18.40	1.42	***	Gauged Only
TFR-8	N	***	***	***	***	17.09	***	***	Gauged Only
TFR-9	N	***	***	***	***	16.22	***	***	Gauged Only
TFR-10	N	***	***	***	***	15.56	***	***	Gauged Only
TFR-11	N	***	***	***	***	15.59	***	***	Gauged Only
TFR-12	N	***	***	***	***	15.80	***	***	Gauged Only
								27.5	**TOTAL GALLONS PURGED**

South Carolina Department of Health and Environmental Control
Bureau of Land and Waste Management Underground Storage Tank Program

Field Data Information Sheet for Groundwater Sampling

Date (mm/dd/yy): 4/21/2011

Field Personnel: B. Owen, K. Pudney, R. Arjail

General Weather Conditions: Sunny

Ambient Air Temperature: 28.0 °C

Quality Assurance

pH Meter	YSI Model 550A	Conductivity Meter	
serial no.	02A0831	serial no.	02A0831
pH=4.0		standard	X
pH=7.0	X	standard	
pH=10.0		standard	

Chain of Custody

Relinquished by Date/Time

Received by Date/Time

Facility Name: Heath Self Serve

Site ID#: 08932 **Monitoring Well #** MW-5D

Water Supply Well **Public** _____ **Private** _____

Monitoring Well Diameter (D): 2 inches

Conversion Factor (C): 3.14 x $(D/2)^2$ for a 2 inch well C=0.163
for a 4 inch well C=0.652

* Free Product Thickness:				feet
Depth to Free Product (DFP)				feet
Depth to Ground Water (DGW)	17.08			feet
Total Well Depth (TWD)	45			feet
Length of the water column (LWC=TWD-DGW)			27.92	feet
1 casing volume (CV=LWC X C)= _____ X		0.163	4.55	gallons
3 casing volume (3 X CV)=		3	13.65	gallons

Total Volume of Water Purged Before Sampling 14 gals.

*If free product is present over 1/8 inch, sampling will not be required.

Cumulative Volume Purged (gallons)	Inital	1st Vol	2nd Vol	3rd Vol	4th Vol	5th Vol	Post Sampling	
Time (military)	12:30	12:35	12:40	12:44				
pH (s.u.)	5.44	5.38	5.34	5.32				
Specific Conductivity (µmhos/cm)	42.6	37.6	26.2	19.5				
Water Temperature (°C)	22.6	22.4	22.3	22.4				
Dissolved Oxygen	3.30	3.55	3.61	3.77				
PID readings, if required								

Remarks: Sample Time: 12:44

South Carolina Department of Health and Environmental Control
Bureau of Land and Waste Management Underground Storage Tank Program

Field Data Information Sheet for Groundwater Sampling

Date (mm/dd/yy): 4/21/2011

Field Personnel: B. Owen, K. Pudney, R. Ariail

General Weather Conditions: Sunny

Ambient Air Temperature: 28.0 °C

Quality Assurance

pH Meter	YSI Model 550A	Conductivity Meter	
serial no.	02A0831	serial no.	02A0831
pH=4.0		standard	X
pH=7.0	X	standard	
pH=10.0		standard	

Chain of Custody

Relinquished by Date/Time

Received by Date/Time

Facility Name: Heath Self Serve

Site ID#: 08932 **Monitoring Well #** MW-19

Water Supply Well **Public** _____ **Private** _____

Monitoring Well Diameter (D): 2 inches

Conversion Factor (C): 3.14 x $(D/2)^2$ for a 2 inch well C=0.163
for a 4 inch well C=0.652

* Free Product Thickness:				feet
Depth to Free Product (DFP)				feet
Depth to Ground Water (DGW)	3.96			feet
Total Well Depth (TWD)	23			feet
Length of the water column (LWC=TWD-DGW)			19.04	feet
1 casing volume (CV=LWC X C)= ____ X		0.163	3.10	gallons
3 casing volume (3 X CV)=		3	9.31	gallons

Total Volume of Water Purged Before Sampling 5 gals.

*If free product is present over 1/8 inch, sampling will not be required.

Cumulative Volume Purged (gallons)	Inital	1st Vol	2nd Vol	3rd Vol	4th Vol	5th Vol	Post Sampling	
Time (military)	10:55	10:59						
pH (s.u.)	5.34	5.38						
Specific Conductivity (µmhos/cm)	25.6	26.9						
Water Temperature (°C)	17.6	16.4						
Dissolved Oxygen	5.32	4.40						
PID readings, if required								

Remarks: Sample Time: 10:30 Dry @ 5.0 gallons

South Carolina Department of Health and Environmental Control
Bureau of Land and Waste Management Underground Storage Tank Program

Field Data Information Sheet for Groundwater Sampling

Date (mm/dd/yy): 4/21/2011

Field Personnel: B. Owen, K. Pudney, R. Ariail

General Weather Conditions: Sunny

Ambient Air Temperature: 28.0 °C

Quality Assurance

pH Meter	YSI Model 550A	Conductivity Meter	
serial no.	02A0831	serial no.	02A0831
pH=4.0		standard	X
pH=7.0	X	standard	
pH=10.0		standard	

Chain of Custody

Relinquished by Date/Time

Received by Date/Time

Facility Name: Heath Self Serve

Site ID#: 08932 **Monitoring Well #** MW-21

Water Supply Well **Public** _____ **Private** _____

Monitoring Well Diameter (D): 2 inches

Conversion Factor (C): 3.14 x $(D/2)^2$ for a 2 inch well C=0.163
for a 4 inch well C=0.652

* Free Product Thickness:				feet
Depth to Free Product (DFP)				feet
Depth to Ground Water (DGW)	1.75			feet
Total Well Depth (TWD)	8			feet
Length of the water column (LWC=TWD-DGW)			6.25	feet
1 casing volume (CV=LWC X C)= _____ X		0.163	1.02	gallons
3 casing volume (3 X CV)=		3	3.06	gallons

Total Volume of Water Purged Before Sampling 1 gals.

*If free product is present over 1/8 inch, sampling will not be required.

Cumulative Volume Purged (gallons)	Inital	1st Vol	2nd Vol	3rd Vol	4th Vol	5th Vol	Post Sampling	
Time (military)	10:25	10:30						
pH (s.u.)	5.76	5.76						
Specific Conductivity (µmhos/cm)	135.7	131.6						
Water Temperature (°C)	18.6	18.2						
Dissolved Oxygen	4.86	4.46						
PID readings, if required								

Remarks: Sample Time: 10:30 Dry @ 1.0 gallons

South Carolina Department of Health and Environmental Control
Bureau of Land and Waste Management Underground Storage Tank Program

Field Data Information Sheet for Groundwater Sampling

Date (mm/dd/yy): 4/21/2011

Field Personnel: B. Owen, K. Pudney, R. Ariail

General Weather Conditions: Sunny

Ambient Air Temperature: 28.0 °C

Quality Assurance

pH Meter	YSI Model 550A	Conductivity Meter	
serial no.	02A0831	serial no.	02A0831
pH=4.0		standard	X
pH=7.0	X	standard	
pH=10.0		standard	

Chain of Custody

Relinquished by	Date/Time	Received by	Date/Time

Facility Name: Heath Self Serve

Site ID#: 08932 **Monitoring Well #** MW-22

Water Supply Well **Public** _____ **Private** _____

Monitoring Well Diameter (D): 2 inches

Conversion Factor (C): 3.14 x $(D/2)^2$ for a 2 inch well C=0.163
for a 4 inch well C=0.652

* Free Product Thickness:			feet
Depth to Free Product (DFP)			feet
Depth to Ground Water (DGW)	1.65		feet
Total Well Depth (TWD)	8		feet
Length of the water column (LWC=TWD-DGW)		6.35	feet
1 casing volume (CV=LWC X C)= _____ X	0.163	1.04	gallons
3 casing volume (3 X CV)=	3	3.11	gallons

Total Volume of Water Purged Before Sampling 1 gals.

*If free product is present over 1/8 inch, sampling will not be required.

Cumulative Volume Purged (gallons)	Inital	1st Vol	2nd Vol	3rd Vol	4th Vol	5th Vol	Post Sampling	
Time (military)	10:15	10:20						
pH (s.u.)	5.85	5.9						
Specific Conductivity (µmhos/cm)	67.0	61.5						
Water Temperature (°C)	18.7	18.3						
Dissolved Oxygen	5.61	4.48						
PID readings, if required								

Remarks: Sample Time: 10:20 Dry @ 1.0 gallons

South Carolina Department of Health and Environmental Control
Bureau of Land and Waste Management Underground Storage Tank Program

Field Data Information Sheet for Groundwater Sampling

Date (mm/dd/yy): 4/21/2011

Field Personnel: B. Owen, K. Pudney, R. Ariail

General Weather Conditions: Sunny

Ambient Air Temperature: 28.0 °C

Quality Assurance

pH Meter	YSI Model 550A	Conductivity Meter	
serial no.	02A0831	serial no.	02A0831
pH=4.0		standard	X
pH=7.0	X	standard	
pH=10.0		standard	

Chain of Custody

Relinquished by	Date/Time	Received by	Date/Time

Facility Name: Heath Self Serve

Site ID#: 08932 **Monitoring Well #** MW-23

Water Supply Well **Public** _____ **Private** _____

Monitoring Well Diameter (D): 2 inches

Conversion Factor (C): 3.14 x $(D/2)^2$ for a 2 inch well C=0.163
for a 4 inch well C=0.652

* Free Product Thickness:			feet
Depth to Free Product (DFP)			feet
Depth to Ground Water (DGW)	0.60		feet
Total Well Depth (TWD)	12		feet
Length of the water column (LWC=TWD-DGW)		11.4	feet
1 casing volume (CV=LWC X C)= _____ X	0.163	1.86	gallons
3 casing volume (3 X CV)=	3	5.57	gallons

Total Volume of Water Purged Before Sampling 6 gals.

*If free product is present over 1/8 inch, sampling will not be required.

Cumulative Volume Purged (gallons)	Inital	1st Vol	2nd Vol	3rd Vol	4th Vol	5th Vol	Post Sampling	
Time (military)	10:00	10:02	10:06	10:10				
pH (s.u.)	6.09	6.08	6.07	6.04				
Specific Conductivity (µmhos/cm)	177.3	109.6	110.8	102.3				
Water Temperature (°C)	18.8	18.4	18.4	18.3				
Dissolved Oxygen	5.39	4.83	4.61	4.50				
PID readings, if required								

Remarks: Sample Time: 10:10

South Carolina Department of Health and Environmental Control
Bureau of Land and Waste Management Underground Storage Tank Program

Field Data Information Sheet for Groundwater Sampling

Date (mm/dd/yy): 4/21/2011

Field Personnel: B. Owen, K. Pudney, R. Ariail

General Weather Conditions: Sunny

Ambient Air Temperature: 28.0 °C

Quality Assurance

pH Meter	YSI Model 550A	Conductivity Meter	
serial no.	02A0831	serial no.	02A0831
pH=4.0		standard	X
pH=7.0	X	standard	
pH=10.0		standard	

Chain of Custody

Relinquished by Date/Time

Received by Date/Time

Facility Name: Heath Self Serve

Site ID#: 08932 **Monitoring Well #** MW-27

Water Supply Well **Public** _____ **Private** _____

Monitoring Well Diameter (D): 2 inches

Conversion Factor (C): 3.14 x $(D/2)^2$ for a 2 inch well C=0.163
for a 4 inch well C=0.652

* Free Product Thickness:				feet
Depth to Free Product (DFP)				feet
Depth to Ground Water (DGW)	3.00			feet
Total Well Depth (TWD)	6.5			feet
Length of the water column (LWC=TWD-DGW)			3.5	feet
1 casing volume (CV=LWC X C)= ____ X		0.163	0.57	gallons
3 casing volume (3 X CV)=		3	1.71	gallons

Total Volume of Water Purged Before Sampling 0.5 gals.

*If free product is present over 1/8 inch, sampling will not be required.

Cumulative Volume Purged (gallons)	Inital	1st Vol	2nd Vol	3rd Vol	4th Vol	5th Vol	Post Sampling	
Time (military)	10:40	10:45						
pH (s.u.)	5.97	6.02						
Specific Conductivity (µmhos/cm)	86.2	77.9						
Water Temperature (°C)	18.0	17.9						
Dissolved Oxygen	4.35	4.09						
PID readings, if required								

Remarks: Sample Time: 10:45 Dry @ 0.5 gallons

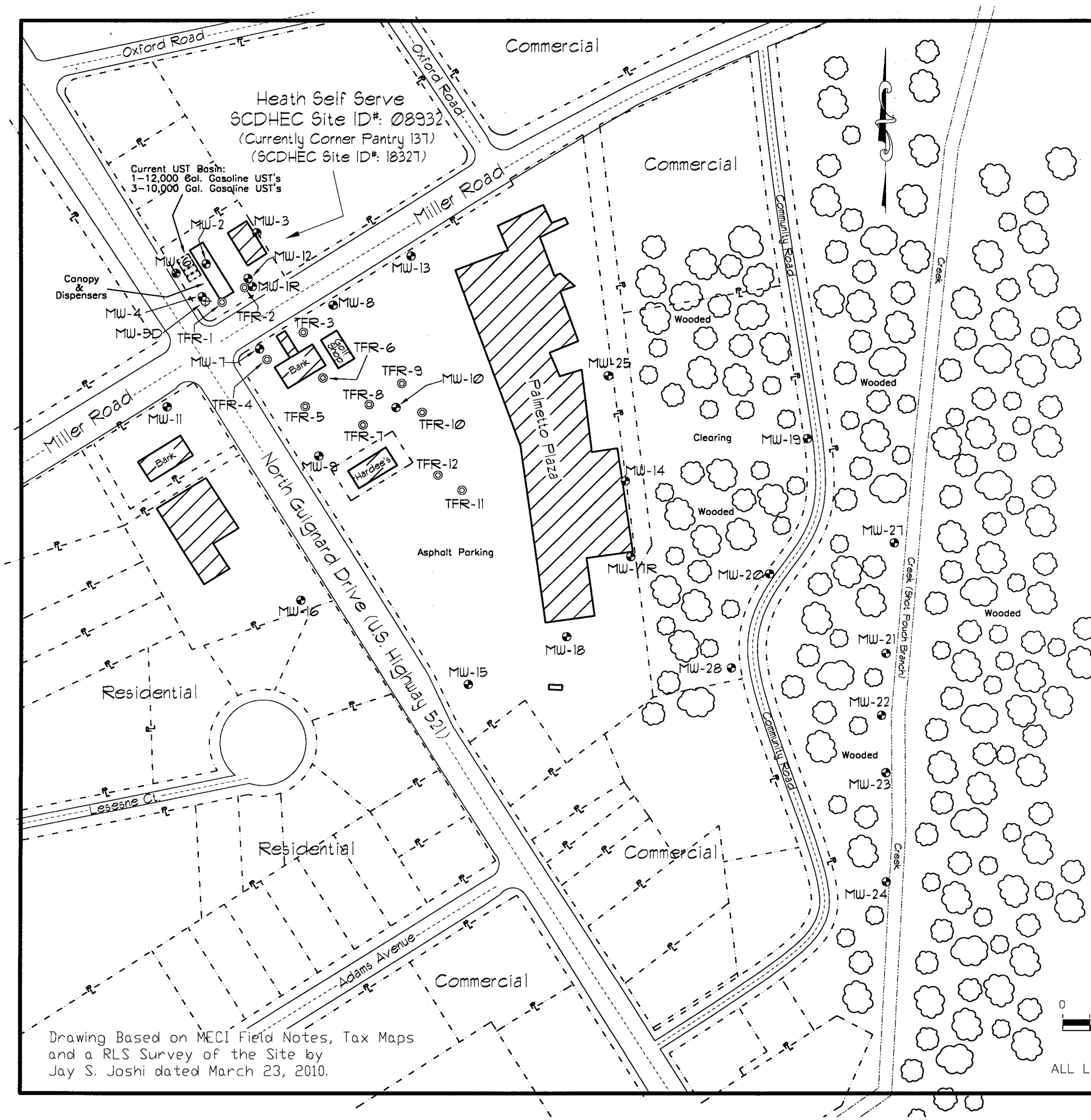

Drawing Based on MECI Field Notes, Tax Maps and a RLS Survey of the Site by Jay S. Joshi dated March 23, 2010.

Explanation:

- Location of Water Table Bracketing Monitoring Well
- Location of 4-Inch Recovery Well
- Location of Double Cased Monitoring Well
- Estimated Location of Existing Underground Storage Tanks
- — -℄- — Property Line

Groundwater Elevation Data

Well #	Date Sampled	Depth to Water (feet)	Well Head Elevation	Groundwater Elevation
MW-1R	3/17/10	16.51	171.85	155.34
MW-11R	3/17/10	15.19	170.33	155.14
MW-17R	3/17/10	11.73	163.81	152.08
MW-19	3/17/10	3.38	149.34	145.96
MW-28	3/17/10	4.81	153.73	148.92

Notes:

Depth to groundwater measured on March 17, 2010.

COC Concentration Data

Sample #	Benzene (ug/l)	Toluene (ug/l)	Ethylbenzene (ug/l)	Total Xylenes (ug/l)	Total BTEX (ug/l)	MTBE (ug/l)	Napthalene (ug/l)
MW-1R	2,840	34,800	5,860	28,500	72,000	<250	829
MW-11R	13.0	70.2	36.3	175	294.5	<5.0	<5.0
MW-17R	4,450	6,450	919	3,670	15,489	198	164
MW-19	134	<5.0	<5.0	<10.0	134	12.7	5.0
MW-28	<5.0	<5.0	<5.0	<10.0	BDL	<5.0	<5.0

Notes: Groundwater samples collected on March 17, 2010.
BDL = Below Detection Limits

GRAPHIC SCALE
0 100 200 300 400
1IN = 200FT

ALL LOCATIONS ARE APPROXIMATE

Site Features

Heath Self Serve
Sumter, South Carolina
SCDHEC Site ID 08932

Midlands Environmental Consultants, Inc.

JOB NO. 10-2691
DATE April 14, 2010
FIGURE 3

Pace Analytical
www.pacelabs.com

CHAIN-OF-CUSTODY / Analytical Request Document

The Chain-of-Custody is a LEGAL DOCUMENT. All relevant fields must be completed accurately.

Page: 1 of 3

1407747

Section A Required Client Information:	Section B Required Project Information:	Section C Invoice Information:
Company: SCDHEC-UST	Report To: D. Thoma	Attention:
Address: 2600 Bull Street Columbia, SC 29201	Copy To:	Company Name:
Email To:	Purchase Order No.: 4500011285	Address:
Phone: 803-893-6240 Fax: 803-896-6243	Project Name: Heath Self Service	Pace Quote Reference:
Requested Due Date/TAT:	Project Number: 08932/41296	Pace Project Manager: R. Spencer
		Pace Profile #:

REGULATORY AGENCY

☐ NPDES ☐ GROUND WATER ☐ DRINKING WATER

☒ UST ☐ RCRA ☐ OTHER _____

Site Location STATE: SC

Section D Required Client Information

SAMPLE ID
(A-Z, 0-9 / ,-)
Sample IDs MUST BE UNIQUE

Matrix Codes — MATRIX / CODE

Drinking Water	DW
Water	WT
Waste Water	WW
Product	P
Soil/Solid	SL
Oil	OL
Wipe	WP
Air	AR
Tissue	TS
Other	OT

ITEM #	SAMPLE ID	MATRIX CODE (see valid codes to left)	SAMPLE TYPE (G=GRAB C=COMP)	COLLECTED: COMPOSITE START DATE	COMPOSITE START TIME	COMPOSITE END/GRAB DATE	COMPOSITE END/GRAB TIME	SAMPLE TEMP AT COLLECTION	# OF CONTAINERS	Preservatives: Unpreserved	H_2SO_4	HNO_3	HCl	NaOH	$Na_2S_2O_3$	Methanol	Other	Analysis Test Y/N: BTEX, Naph, MTBE (8260B)	FDR (8011)	1,2 DCA, 8 Oxygenates	Residual Chlorine (Y/N)	Pace Project No./ Lab I.D.
1	MW-1R	WT	G			4/21	13:10		6				6					X	X	X		odor
2	MW-2						12:55															odor
3	MW-3						13:00															No odor
4	MW-4						12:20															No odor
5	MW-5D						12:44															No odor
6	MW-6						12:50															odor
7	MW-7						12:00															odor, sheen
8	MW-8						12:05															odor
9	MW-9						11:49															odor
10	MW-10						11:55															odor
11	MW-11R						12:15															odor
12	MW-12	WT	G			4/21	13:20		6				6					X	X	X		odor

ADDITIONAL COMMENTS	RELINQUISHED BY / AFFILIATION	DATE	TIME	ACCEPTED BY / AFFILIATION	DATE	TIME	SAMPLE CONDITIONS: Temp in °C	Received on Ice (Y/N)	Custody Sealed Cooler (Y/N)	Samples Intact (Y/N)
Report J values	Kyle Pudney	4/21	2:45							

2

SAMPLER NAME AND SIGNATURE

PRINT Name of SAMPLER: Kyle Pudney

SIGNATURE of SAMPLER: Kyle Pudney

DATE Signed (MM/DD/YY): 4/21/2011

*Important Note: By signing this form you are accepting Pace's NET 30 day payment terms and agreeing to late charges of 1.5% per month for any invoices not paid within 30 days.

Pace Analytical®
www.pacelabs.com

CHAIN-OF-CUSTODY / Analytical Request Document

The Chain-of-Custody is a LEGAL DOCUMENT. All relevant fields must be completed accurately.

Page: 2 of 3

1407748

Section A Required Client Information:

Company: SCDHEC - UST
Address: 2600 Bull Street
Columbia, SC 29201
Email To:
Phone: 803-898-6240 Fax: 803-896-6243
Requested Due Date/TAT:

Section B Required Project Information:

Report To: D. Thoma
Copy To:
Purchase Order No.: 4500011285
Project Name: Heath Self Service
Project Number: 08932/41296

Section C Invoice Information:

Attention:
Company Name:
Address:
Pace Quote Reference:
Pace Project Manager: R. Spencer
Pace Profile #:

REGULATORY AGENCY

☐ NPDES ☐ GROUND WATER ☐ DRINKING WATER
☒ UST ☐ RCRA ☐ OTHER

Site Location STATE: SC

Section D Required Client Information

SAMPLE ID
(A-Z, 0-9 / ,-)
Sample IDs MUST BE UNIQUE

Matrix Codes MATRIX / CODE

Drinking Water	DW
Water	WT
Waste Water	WW
Product	P
Soil/Solid	SL
Oil	OL
Wipe	WP
Air	AR
Tissue	TS
Other	OT

ITEM #	SAMPLE ID	MATRIX CODE (see valid codes to left)	SAMPLE TYPE (G=GRAB C=COMP)	COLLECTED COMPOSITE START DATE	COMPOSITE START TIME	COMPOSITE END/GRAB DATE	COMPOSITE END/GRAB TIME	SAMPLE TEMP AT COLLECTION	# OF CONTAINERS	Preservatives: Unpreserved	H_2SO_4	HNO_3	HCl	NaOH	$Na_2S_2O_3$	Methanol	Other	Analysis Test Y/N: BTEX, Naph, MTBE (8260)	EDB (8011)	LVOA & Oxygenates	Residual Chlorine (Y/N)	Pace Project No./ Lab I.D.
1	MW-13	WT	G			4/21	12:10		6				6					X	X	X		No odor
2	MW-14						11:30															No odor
3	MW-15						11:40															No odor
4	MW-16						12:25															No odor
5	MW-17R					4/20	7:50															No odor
6	MW-18						11:20															No odor
7	MW-19						10:59		6				6									No odor
8	~~MW-20~~																					Not Located
9	MW-21						10:30		3				5									5 VOA ONLY,
10	MW-22						10:20		6				6									No odor
11	MW-23	WT	G			4/21	10:10		6				6					X	X	X		No odor
12	~~MW-24~~																					Not Located

ADDITIONAL COMMENTS	RELINQUISHED BY / AFFILIATION	DATE	TIME	ACCEPTED BY / AFFILIATION	DATE	TIME
Report T Values	Kyle V. Pudney	4/21	2:45			

SAMPLE CONDITIONS

Temp in °C	Received on Ice (Y/N)	Custody Sealed Cooler (Y/N)	Samples Intact (Y/N)

SAMPLER NAME AND SIGNATURE

PRINT Name of SAMPLER: Kyle Pudney
SIGNATURE of SAMPLER: Kyle V. Pudney
DATE Signed (MM/DD/YY): 4/21/2011

2

*Important Note: By signing this form you are accepting Pace's NET 30 day payment terms and agreeing to late charges of 1.5% per month for any invoices not paid within 30 days.

Pace Analytical®
www.pacelabs.com

CHAIN-OF-CUSTODY / Analytical Request Document

The Chain-of-Custody is a LEGAL DOCUMENT. All relevant fields must be completed accurately.

Page: 3 of 3

1407746

Section A Required Client Information:

Company:	SCDHEC - UST
Address:	2600 Bull Street Columbia, SC 29201
Email To:	
Phone: 803-893-6240	Fax: 803-896-6243
Requested Due Date/TAT:	

Section B Required Project Information:

Report To:	D. Thoma
Copy To:	
Purchase Order No.:	4500011285
Project Name:	Heath Self Service
Project Number:	08932 / 41296

Section C Invoice Information:

Attention:	
Company Name:	
Address:	
Pace Quote Reference:	
Pace Project Manager:	R. Spencer
Pace Profile #:	

REGULATORY AGENCY

☐ NPDES ☐ GROUND WATER ☐ DRINKING WATER

☒ UST ☐ RCRA ☐ OTHER _____

Site Location STATE: SC

Section D Required Client Information

SAMPLE ID
(A-Z, 0-9 / ,-)
Sample IDs MUST BE UNIQUE

Matrix Codes — MATRIX / CODE

Drinking Water	DW
Water	WT
Waste Water	WW
Product	P
Soil/Solid	SL
Oil	OL
Wipe	WP
Air	AR
Tissue	TS
Other	OT

ITEM #	MATRIX CODE (see valid codes to left)	SAMPLE TYPE (G=GRAB C=COMP)	COLLECTED COMPOSITE START DATE	COMPOSITE START TIME	COMPOSITE END/GRAB DATE	COMPOSITE END/GRAB TIME	SAMPLE TEMP AT COLLECTION	# OF CONTAINERS	Preservatives: Unpreserved	H_2SO_4	HNO_3	HCl	NaOH	$Na_2S_2O_3$	Methanol	Other	Analysis Test Y/N: BTEX, MTBE (8260)	EDB (8011)	1,2 DCA, 8 Oxygenates	Residual Chlorine (Y/N)	Pace Project No./ Lab I.D.
1	WT	G			4/21	11:15		6				6					X	X	X		No odor
2	WT	G			4/21	10:45		6				6					X	X	X		Not Located
3	WT	G			4/21	10:45		6				6					X	X	X		No odor
4	WT	G			4/21	10:45		6				6					X	X	X		No odor
5																					
6																					
7																					
8																					
9																					
10																					
11																					
12																					

Requested Analysis Filtered (Y/N)

ADDITIONAL COMMENTS	RELINQUISHED BY / AFFILIATION	DATE	TIME	ACCEPTED BY / AFFILIATION	DATE	TIME
Report J values		4/21	2:45			

SAMPLE CONDITIONS

Temp in °C	Received on Ice (Y/N)	Custody Sealed Cooler (Y/N)	Samples Intact (Y/N)

2

SAMPLER NAME AND SIGNATURE

PRINT Name of SAMPLER: Kyle Rudney

SIGNATURE of SAMPLER: [signature]

DATE Signed (MM/DD/YY): 4/21/2011

*Important Note: By signing this form you are accepting Pace's NET 30 day payment terms and agreeing to late charges of 1.5% per month for any invoices not paid within 30 days.

Midlands
Environmental
Consultants, Inc.

May 19, 2011

Re: Treatment of Purge Water
Heath Self Service
Sumter, South Carolina
SCDHEC Site ID Number 08932
MECI Project Number 11-3321
Certified Site Rehabilitation Contractor UCC-009

To Whom It May Concern;

Midlands Environmental Consultants, Inc. is providing the following letter as certification that treatment of the referenced purge water complied with the conditions of "Proposed Conditions for Use of Portable Activated Carbon Units for the Treatment of Small Volumes of Petroleum Hydrocarbon Contaminated Groundwater", as described in the following:

Applicability:

Groundwater treated was obtained as a result development of wells and sampling.

Conditions:

1. The purge/bail water from all wells is mixed before usage of the Activated Carbon Unit.
2. No free-product was detected in any of the purge water drums.
3. Analytical results of from well sampling show average concentrations of petroleum hydrocarbon constituents less than 5000 parts per billion (ppb) Benzene and less than 20,000 ppb total BTEX.
4. The existing carbon pack will be replaced/reactivated every 5,000 gallons.
5. Record of usage is maintained by Contractor.
6. Any and all recommendations and conditions issued by the Manufacturer have been adhered to.
7. Any and all recommendations and conditions (even on a site by site basis) issued by the SCDHEC must be adhered to.

All purge waters were treated on-site using an up-flow treatment drum loaded with 30 pounds of activated carbon. Carbon will be loaded to a maximum of 3 pounds of total organic compounds or 5,000 gallons of development/purge water, whichever occurs first.

Post Office Box 854, Lexington SC 29071 • 235-B Dooley Road, Lexington, SC 29073
Telephone: (803) 808-2043 • fax: (803) 808-2048

A total of 27.5 gallons were treated on April 21, 2011 at the referenced site.

Midlands Environmental also tracks cumulative organic compounds adsorbed on the activated carbon to ensure the capacity of carbon mass is not over-charged. This data is available upon request.

Should you have any questions or comments, please contact the undersigned.

Sincerely,
Midlands Environmental Consultants, Inc.

Brian J. Owen
Field Technician

Pace Analytical®
www.pacelabs.com

Pace Analytical Services, Inc.
205 East Meadow Road - Suite A
Eden, NC 27288
(336)623-8921

Pace Analytical Services, Inc.
2225 Riverside Dr.
Asheville, NC 28804
(828)254-7176

Pace Analytical Services, Inc.
9800 Kincey Ave. Suite 100
Huntersville, NC 28078
(704)875-9092

May 02, 2011

Ms. Debra Thoma
SCDHEC
UST Program
2600 Bull Street
Columbia, SC 29201



RE: Project: HEATH SELF SERVICE 08932
Pace Project No.: 9292627

Dear Ms. Thoma:
Enclosed are the analytical results for sample(s) received by the laboratory on April 22, 2011. The results relate only to the samples included in this report. Results reported herein conform to the most current NELAC standards, where applicable, unless otherwise narrated in the body of the report.

Analyses were performed at the Pace Analytical Services location indicated on the sample analyte page for analysis unless otherwise footnoted.

If you have any questions concerning this report, please feel free to contact me.

Sincerely,

Erin K. Waters

Erin Waters for
Renee Spencer
renee.spencer@pacelabs.com
Project Manager

Enclosures

This report shall not be reproduced, except in full,
without the written consent of Pace Analytical Services, Inc..

ACCREDITED IN ACCORDANCE WITH nelac

Pace Analytical®
www.pacelabs.com

Pace Analytical Services, Inc.
205 East Meadow Road - Suite A
Eden, NC 27288
(336)623-8921

Pace Analytical Services, Inc.
2225 Riverside Dr.
Asheville, NC 28804
(828)254-7176

Pace Analytical Services, Inc.
9800 Kincey Ave. Suite 100
Huntersville, NC 28078
(704)875-9092

CERTIFICATIONS

Project: HEATH SELF SERVICE 08932
Pace Project No.: 9292627

Charlotte Certification IDs
9800 Kincey Ave. Ste 100, Huntersville, NC 28078
Louisiana/LELAP Certification #: 04034
New Jersey Certification #: NC012
North Carolina Drinking Water Certification #: 37706
North Carolina Field Services Certification #: 5342
North Carolina Wastewater Certification #: 12
Pennsylvania Certification #: 68-00784
South Carolina Certification #: 99006001
South Carolina Drinking Water Cert. #: 99006003
Virginia Certification #: 00213
Connecticut Certification #: PH-0104
Florida/NELAP Certification #: E87627
Kentucky UST Certification #: 84
Louisiana DHH Drinking Water # LA 100031
West Virginia Certification #: 357

This report shall not be reproduced, except in full,
without the written consent of Pace Analytical Services, Inc..

Pace Analytical®
www.pacelabs.com

Pace Analytical Services, Inc.
205 East Meadow Road - Suite A
Eden, NC 27288
(336)623-8921

Pace Analytical Services, Inc.
2225 Riverside Dr.
Asheville, NC 28804
(828)254-7176

Pace Analytical Services, Inc.
9800 Kincey Ave. Suite 100
Huntersville, NC 28078
(704)875-9092

SAMPLE SUMMARY

Project: HEATH SELF SERVICE 08932
Pace Project No.: 9292627

Lab ID	Sample ID	Matrix	Date Collected	Date Received
9292627001	MW-1R	Water	04/21/11 13:10	04/22/11 14:00
9292627002	MW-2	Water	04/21/11 12:55	04/22/11 14:00
9292627003	MW-3	Water	04/21/11 13:00	04/22/11 14:00
9292627004	MW-4	Water	04/21/11 12:30	04/22/11 14:00
9292627005	MW-5D	Water	04/21/11 12:44	04/22/11 14:00
9292627006	MW-6	Water	04/21/11 12:50	04/22/11 14:00
9292627007	MW-7	Water	04/21/11 12:00	04/22/11 14:00
9292627008	MW-8	Water	04/21/11 12:05	04/22/11 14:00
9292627009	MW-9	Water	04/21/11 11:48	04/22/11 14:00
9292627010	MW-10	Water	04/21/11 11:55	04/22/11 14:00
9292627011	MW-11R	Water	04/21/11 12:15	04/22/11 14:00
9292627012	MW-12	Water	04/21/11 13:20	04/22/11 14:00
9292627013	MW-13	Water	04/21/11 12:10	04/22/11 14:00
9292627014	MW-14	Water	04/21/11 11:30	04/22/11 14:00
9292627015	MW-15	Water	04/21/11 11:40	04/22/11 14:00
9292627016	MW-16	Water	04/21/11 12:25	04/22/11 14:00
9292627017	MW-17R	Water	04/21/11 11:20	04/22/11 14:00
9292627018	MW-18	Water	04/21/11 11:30	04/22/11 14:00
9292627019	MW-19	Water	04/21/11 10:59	04/22/11 14:00
9292627020	MW-21	Water	04/21/11 10:30	04/22/11 14:00
9292627021	MW-22	Water	04/21/11 10:20	04/22/11 14:00
9292627022	MW-23	Water	04/21/11 10:10	04/22/11 14:00
9292627023	MW-25	Water	04/21/11 11:15	04/22/11 14:00
9292627024	MW-27	Water	04/21/11 10:45	04/22/11 14:00
9292627025	MW-28	Water	04/21/11 10:45	04/22/11 14:00

This report shall not be reproduced, except in full,
without the written consent of Pace Analytical Services, Inc..

ACCREDITED IN ACCORDANCE WITH nelac

Pace Analytical®
www.pacelabs.com

Pace Analytical Services, Inc.
205 East Meadow Road - Suite A
Eden, NC 27288
(336)623-8921

Pace Analytical Services, Inc.
2225 Riverside Dr.
Asheville, NC 28804
(828)254-7176

Pace Analytical Services, Inc.
9800 Kincey Ave. Suite 100
Huntersville, NC 28078
(704)875-9092

SAMPLE ANALYTE COUNT

Project: HEATH SELF SERVICE 08932
Pace Project No.: 9292627

Lab ID	Sample ID	Method	Analysts	Analytes Reported	Laboratory
9292627001	**MW-1R**	EPA 8011	RES	2	PASI-C
		EPA 8260	KJM	21	PASI-C
9292627002	**MW-2**	EPA 8011	RES	2	PASI-C
		EPA 8260	KJM	21	PASI-C
9292627003	**MW-3**	EPA 8011	RES	2	PASI-C
		EPA 8260	KJM	21	PASI-C
9292627004	**MW-4**	EPA 8011	RES	2	PASI-C
		EPA 8260	KJM	21	PASI-C
9292627005	**MW-5D**	EPA 8011	RES	2	PASI-C
		EPA 8260	KJM	21	PASI-C
9292627006	**MW-6**	EPA 8011	RES	2	PASI-C
		EPA 8260	KJM	21	PASI-C
9292627007	**MW-7**	EPA 8011	RES	2	PASI-C
		EPA 8260	KJM	21	PASI-C
9292627008	**MW-8**	EPA 8011	RES	2	PASI-C
		EPA 8260	KJM	21	PASI-C
9292627009	**MW-9**	EPA 8011	RES	2	PASI-C
		EPA 8260	KJM	21	PASI-C
9292627010	**MW-10**	EPA 8011	RES	2	PASI-C
		EPA 8260	KJM	21	PASI-C
9292627011	**MW-11R**	EPA 8011	RES	2	PASI-C
		EPA 8260	KJM	21	PASI-C
9292627012	**MW-12**	EPA 8011	RES	2	PASI-C
		EPA 8260	KJM	21	PASI-C
9292627013	**MW-13**	EPA 8011	RES	2	PASI-C
		EPA 8260	KJM	21	PASI-C
9292627014	**MW-14**	EPA 8011	RES	2	PASI-C
		EPA 8260	KJM	21	PASI-C
9292627015	**MW-15**	EPA 8011	RES	2	PASI-C
		EPA 8260	KJM	21	PASI-C
9292627016	**MW-16**	EPA 8011	RES	2	PASI-C
		EPA 8260	KJM	21	PASI-C
9292627017	**MW-17R**	EPA 8011	RES	2	PASI-C
		EPA 8260	KJM	21	PASI-C
9292627018	**MW-18**	EPA 8011	RES	2	PASI-C
		EPA 8260	KJM	21	PASI-C
9292627019	**MW-19**	EPA 8011	RES	2	PASI-C

This report shall not be reproduced, except in full,
without the written consent of Pace Analytical Services, Inc..

ACCREDITED IN ACCORDANCE WITH nelac

Pace Analytical®
www.pacelabs.com

Pace Analytical Services, Inc.
205 East Meadow Road - Suite A
Eden, NC 27288
(336)623-8921

Pace Analytical Services, Inc.
2225 Riverside Dr.
Asheville, NC 28804
(828)254-7176

Pace Analytical Services, Inc.
9800 Kincey Ave. Suite 100
Huntersville, NC 28078
(704)875-9092

SAMPLE ANALYTE COUNT

Project: HEATH SELF SERVICE 08932
Pace Project No.: 9292627

Lab ID	Sample ID	Method	Analysts	Analytes Reported	Laboratory
		EPA 8260	KJM	21	PASI-C
9292627020	MW-21	EPA 8011	RES	2	PASI-C
		EPA 8260	KJM	21	PASI-C
9292627021	MW-22	EPA 8011	RES	2	PASI-C
		EPA 8260	KJM	21	PASI-C
9292627022	MW-23	EPA 8011	RES	2	PASI-C
		EPA 8260	KJM	21	PASI-C
9292627023	MW-25	EPA 8011	RES	2	PASI-C
		EPA 8260	KJM	21	PASI-C
9292627024	MW-27	EPA 8011	RES	2	PASI-C
		EPA 8260	KJM	21	PASI-C
9292627025	MW-28	EPA 8011	RES	2	PASI-C
		EPA 8260	KJM	21	PASI-C

This report shall not be reproduced, except in full,
without the written consent of Pace Analytical Services, Inc..

ACCREDITED IN ACCORDANCE WITH nelac

Pace Analytical®
www.pacelabs.com

Pace Analytical Services, Inc.
205 East Meadow Road - Suite A
Eden, NC 27288
(336)623-8921

Pace Analytical Services, Inc.
2225 Riverside Dr.
Asheville, NC 28804
(828)254-7176

Pace Analytical Services, Inc.
9800 Kincey Ave. Suite 100
Huntersville, NC 28078
(704)875-9092

HITS ONLY

Project: HEATH SELF SERVICE 08932
Pace Project No.: 9292627

Lab Sample ID / Method	Client Sample ID / Parameters	Result	Units	Report Limit	Analyzed	Qualifiers
9292627001	**MW-1R**					
EPA 8011	1,2-Dibromoethane (EDB)	16.0	ug/L	0.40	04/26/11 15:06	
EPA 8260	Benzene	2790	ug/L	1250	04/27/11 19:17	
EPA 8260	Ethylbenzene	4710	ug/L	1250	04/27/11 19:17	
EPA 8260	Naphthalene	544J	ug/L	1250	04/27/11 19:17	
EPA 8260	Toluene	28100	ug/L	1250	04/27/11 19:17	
EPA 8260	Xylene (Total)	22700	ug/L	2500	04/27/11 19:17	
EPA 8260	m&p-Xylene	15500	ug/L	2500	04/27/11 19:17	
EPA 8260	o-Xylene	7210	ug/L	1250	04/27/11 19:17	
9292627002	**MW-2**					
EPA 8260	Benzene	183	ug/L	10.0	04/27/11 19:35	
EPA 8260	Ethylbenzene	474	ug/L	25.0	04/28/11 21:40	
EPA 8260	Methyl-tert-butyl ether	12.6	ug/L	10.0	04/27/11 19:35	
EPA 8260	Toluene	272	ug/L	10.0	04/27/11 19:35	
EPA 8260	Xylene (Total)	588	ug/L	20.0	04/27/11 19:35	
EPA 8260	m&p-Xylene	485	ug/L	20.0	04/27/11 19:35	
EPA 8260	o-Xylene	104	ug/L	10.0	04/27/11 19:35	
9292627004	**MW-4**					
EPA 8011	1,2-Dibromoethane (EDB)	0.12	ug/L	0.020	04/26/11 07:02	
EPA 8260	Benzene	656	ug/L	125	04/27/11 20:12	
EPA 8260	Ethylbenzene	59.2J	ug/L	125	04/27/11 20:12	
EPA 8260	Methyl-tert-butyl ether	263	ug/L	125	04/27/11 20:12	
EPA 8260	Toluene	2280	ug/L	125	04/27/11 20:12	
EPA 8260	Xylene (Total)	1320	ug/L	250	04/27/11 20:12	
EPA 8260	m&p-Xylene	795	ug/L	250	04/27/11 20:12	
EPA 8260	o-Xylene	526	ug/L	125	04/27/11 20:12	
9292627005	**MW-5D**					
EPA 8260	Methyl-tert-butyl ether	33.9	ug/L	5.0	04/27/11 20:30	
9292627007	**MW-7**					
EPA 8011	1,2-Dibromoethane (EDB)	151	ug/L	4.9	04/26/11 13:52	
EPA 8260	Benzene	11100	ug/L	1250	04/27/11 21:07	
EPA 8260	Ethylbenzene	2730	ug/L	1250	04/27/11 21:07	
EPA 8260	Methyl-tert-butyl ether	2840	ug/L	1250	04/27/11 21:07	
EPA 8260	Naphthalene	769J	ug/L	1250	04/27/11 21:07	
EPA 8260	Toluene	29300	ug/L	1250	04/27/11 21:07	
EPA 8260	Xylene (Total)	25800	ug/L	2500	04/27/11 21:07	
EPA 8260	m&p-Xylene	17000	ug/L	2500	04/27/11 21:07	
EPA 8260	o-Xylene	8890	ug/L	1250	04/27/11 21:07	
9292627008	**MW-8**					
EPA 8011	1,2-Dibromoethane (EDB)	21.5	ug/L	0.98	04/26/11 14:10	
EPA 8260	Benzene	1660	ug/L	250	04/27/11 21:25	
EPA 8260	Ethylbenzene	665	ug/L	250	04/27/11 21:25	
EPA 8260	Naphthalene	391	ug/L	250	04/27/11 21:25	
EPA 8260	Toluene	7480	ug/L	250	04/27/11 21:25	
EPA 8260	Xylene (Total)	7550	ug/L	500	04/27/11 21:25	

This report shall not be reproduced, except in full,
without the written consent of Pace Analytical Services, Inc..

ACCREDITED IN ACCORDANCE WITH nelac

Pace Analytical®
www.pacelabs.com

Pace Analytical Services, Inc.
205 East Meadow Road - Suite A
Eden, NC 27288
(336)623-8921

Pace Analytical Services, Inc.
2225 Riverside Dr.
Asheville, NC 28804
(828)254-7176

Pace Analytical Services, Inc.
9800 Kincey Ave. Suite 100
Huntersville, NC 28078
(704)875-9092

HITS ONLY

Project: HEATH SELF SERVICE 08932
Pace Project No.: 9292627

Lab Sample ID / Method	Client Sample ID / Parameters	Result	Units	Report Limit	Analyzed	Qualifiers
9292627008	**MW-8**					
EPA 8260	m&p-Xylene	4870	ug/L	500	04/27/11 21:25	
EPA 8260	o-Xylene	2680	ug/L	250	04/27/11 21:25	
9292627009	**MW-9**					
EPA 8011	1,2-Dibromoethane (EDB)	510	ug/L	19.6	04/26/11 14:29	
EPA 8260	tert-Amyl Alcohol	41300	ug/L	25000	04/27/11 21:43	
EPA 8260	Benzene	11700	ug/L	1250	04/27/11 21:43	
EPA 8260	Ethylbenzene	1590	ug/L	1250	04/27/11 21:43	
EPA 8260	Naphthalene	741J	ug/L	1250	04/27/11 21:43	
EPA 8260	Toluene	30000	ug/L	1250	04/27/11 21:43	
EPA 8260	Xylene (Total)	17600	ug/L	2500	04/27/11 21:43	
EPA 8260	m&p-Xylene	11700	ug/L	2500	04/27/11 21:43	
EPA 8260	o-Xylene	5870	ug/L	1250	04/27/11 21:43	
9292627010	**MW-10**					
EPA 8011	1,2-Dibromoethane (EDB)	322	ug/L	9.6	04/26/11 14:47	
EPA 8260	tert-Amyl Alcohol	18300	ug/L	5000	04/27/11 22:01	
EPA 8260	Benzene	11100	ug/L	2500	04/28/11 21:59	
EPA 8260	1,2-Dichloroethane	299	ug/L	250	04/27/11 22:01	
EPA 8260	Ethylbenzene	2740	ug/L	250	04/27/11 22:01	
EPA 8260	Naphthalene	635	ug/L	250	04/27/11 22:01	
EPA 8260	Toluene	24000	ug/L	2500	04/28/11 21:59	
EPA 8260	Xylene (Total)	16500	ug/L	500	04/27/11 22:01	
EPA 8260	m&p-Xylene	11300	ug/L	500	04/27/11 22:01	
EPA 8260	o-Xylene	5230	ug/L	250	04/27/11 22:01	
9292627011	**MW-11R**					
EPA 8260	tert-Amyl Alcohol	1040	ug/L	100	04/27/11 22:20	
EPA 8260	Benzene	4.0J	ug/L	5.0	04/27/11 22:20	
EPA 8260	Ethylbenzene	2.0J	ug/L	5.0	04/27/11 22:20	
EPA 8260	Toluene	7.7	ug/L	5.0	04/27/11 22:20	
EPA 8260	Xylene (Total)	83.0	ug/L	10.0	04/27/11 22:20	
EPA 8260	m&p-Xylene	62.0	ug/L	10.0	04/27/11 22:20	
EPA 8260	o-Xylene	21.0	ug/L	5.0	04/27/11 22:20	
9292627012	**MW-12**					
EPA 8011	1,2-Dibromoethane (EDB)	2.5	ug/L	0.079	04/28/11 11:29	
EPA 8260	tert-Amyl Alcohol	25300	ug/L	20000	04/27/11 22:38	
EPA 8260	Benzene	2490	ug/L	1000	04/27/11 22:38	
EPA 8260	Ethylbenzene	3630	ug/L	1000	04/27/11 22:38	
EPA 8260	Naphthalene	628J	ug/L	1000	04/27/11 22:38	
EPA 8260	Toluene	18600	ug/L	1000	04/27/11 22:38	
EPA 8260	Xylene (Total)	21000	ug/L	2000	04/27/11 22:38	
EPA 8260	m&p-Xylene	14500	ug/L	2000	04/27/11 22:38	
EPA 8260	o-Xylene	6560	ug/L	1000	04/27/11 22:38	
9292627017	**MW-17R**					
EPA 8011	1,2-Dibromoethane (EDB)	0.14	ug/L	0.019	04/27/11 22:36	
EPA 8260	Benzene	4750	ug/L	500	04/28/11 00:09	

This report shall not be reproduced, except in full,
without the written consent of Pace Analytical Services, Inc..

ACCREDITED IN ACCORDANCE WITH nelac

Pace Analytical®
www.pacelabs.com

Pace Analytical Services, Inc.
205 East Meadow Road - Suite A
Eden, NC 27288
(336)623-8921

Pace Analytical Services, Inc.
2225 Riverside Dr.
Asheville, NC 28804
(828)254-7176

Pace Analytical Services, Inc.
9800 Kincey Ave. Suite 100
Huntersville, NC 28078
(704)875-9092

HITS ONLY

Project: HEATH SELF SERVICE 08932
Pace Project No.: 9292627

Lab Sample ID / Method	Client Sample ID / Parameters	Result	Units	Report Limit	Analyzed	Qualifiers
9292627017	**MW-17R**					
EPA 8260	1,2-Dichloroethane	185J	ug/L	500	04/28/11 00:09	
EPA 8260	Ethylbenzene	937	ug/L	500	04/28/11 00:09	
EPA 8260	Toluene	7130	ug/L	500	04/28/11 00:09	
EPA 8260	Xylene (Total)	3840	ug/L	1000	04/28/11 00:09	
EPA 8260	m&p-Xylene	2740	ug/L	1000	04/28/11 00:09	
EPA 8260	o-Xylene	1100	ug/L	500	04/28/11 00:09	
9292627019	**MW-19**					
EPA 8260	Benzene	24.6	ug/L	5.0	04/30/11 06:47	
EPA 8260	Methyl-tert-butyl ether	5.3	ug/L	5.0	04/30/11 06:47	

This report shall not be reproduced, except in full,
without the written consent of Pace Analytical Services, Inc..

ACCREDITED IN ACCORDANCE WITH nelac

Pace Analytical®
www.pacelabs.com

Pace Analytical Services, Inc.
205 East Meadow Road - Suite A
Eden, NC 27288
(336)623-8921

Pace Analytical Services, Inc.
2225 Riverside Dr.
Asheville, NC 28804
(828)254-7176

Pace Analytical Services, Inc.
9800 Kincey Ave. Suite 100
Huntersville, NC 28078
(704)875-9092

ANALYTICAL RESULTS

Project: HEATH SELF SERVICE 08932
Pace Project No.: 9292627

Sample: MW-1R **Lab ID: 9292627001** Collected: 04/21/11 13:10 Received: 04/22/11 14:00 Matrix: Water

Parameters	Results	Units	Report Limit	MDL	DF	Prepared	Analyzed	CAS No.	Qual
8011 GCS EDB and DBCP	Analytical Method: EPA 8011 Preparation Method: EPA 8011								
1,2-Dibromoethane (EDB)	**16.0**	ug/L	0.40	0.40	20	04/25/11 16:34	04/26/11 15:06	106-93-4	
1-Chloro-2-bromopropane (S)	0	%	60-140		20	04/25/11 16:34	04/26/11 15:06	301-79-56	S4
8260 MSV Oxygenates	Analytical Method: EPA 8260								
tert-Amyl Alcohol	ND	ug/L	25000	19200	250		04/27/11 19:17	75-85-4	
tert-Amylmethyl ether	ND	ug/L	2500	850	250		04/27/11 19:17	994-05-8	
Benzene	**2790**	ug/L	1250	425	250		04/27/11 19:17	71-43-2	
3,3-Dimethyl-1-Butanol	ND	ug/L	25000	8020	250		04/27/11 19:17	624-95-3	
tert-Butyl Alcohol	ND	ug/L	25000	14400	250		04/27/11 19:17	75-65-0	
tert-Butyl Formate	ND	ug/L	12500	1820	250		04/27/11 19:17	762-75-4	
1,2-Dichloroethane	ND	ug/L	1250	450	250		04/27/11 19:17	107-06-2	
Diisopropyl ether	ND	ug/L	1250	425	250		04/27/11 19:17	108-20-3	
Ethanol	ND	ug/L	50000	34400	250		04/27/11 19:17	64-17-5	
Ethylbenzene	**4710**	ug/L	1250	400	250		04/27/11 19:17	100-41-4	
Ethyl-tert-butyl ether	ND	ug/L	2500	900	250		04/27/11 19:17	637-92-3	
Methyl-tert-butyl ether	ND	ug/L	1250	425	250		04/27/11 19:17	1634-04-4	
Naphthalene	**544J**	ug/L	1250	500	250		04/27/11 19:17	91-20-3	
Toluene	**28100**	ug/L	1250	400	250		04/27/11 19:17	108-88-3	
Xylene (Total)	**22700**	ug/L	2500	675	250		04/27/11 19:17	1330-20-7	
m&p-Xylene	**15500**	ug/L	2500	775	250		04/27/11 19:17	179601-23-1	
o-Xylene	**7210**	ug/L	1250	400	250		04/27/11 19:17	95-47-6	
Dibromofluoromethane (S)	97	%	70-130		250		04/27/11 19:17	1868-53-7	
Toluene-d8 (S)	98	%	70-130		250		04/27/11 19:17	2037-26-5	
4-Bromofluorobenzene (S)	102	%	70-130		250		04/27/11 19:17	460-00-4	
1,2-Dichloroethane-d4 (S)	94	%	70-130		250		04/27/11 19:17	17060-07-0	

This report shall not be reproduced, except in full,
without the written consent of Pace Analytical Services, Inc..

ACCREDITED IN ACCORDANCE WITH nelac

Pace Analytical®
www.pacelabs.com

Pace Analytical Services, Inc.
205 East Meadow Road - Suite A
Eden, NC 27288
(336)623-8921

Pace Analytical Services, Inc.
2225 Riverside Dr.
Asheville, NC 28804
(828)254-7176

Pace Analytical Services, Inc.
9800 Kincey Ave. Suite 100
Huntersville, NC 28078
(704)875-9092

ANALYTICAL RESULTS

Project: HEATH SELF SERVICE 08932
Pace Project No.: 9292627

Sample: MW-2 **Lab ID: 9292627002** Collected: 04/21/11 12:55 Received: 04/22/11 14:00 Matrix: Water

Parameters	Results	Units	Report Limit	MDL	DF	Prepared	Analyzed	CAS No.	Qual
8011 GCS EDB and DBCP	Analytical Method: EPA 8011 Preparation Method: EPA 8011								
1,2-Dibromoethane (EDB)	ND	ug/L	0.019	0.019	1	04/25/11 16:34	04/26/11 06:07	106-93-4	
1-Chloro-2-bromopropane (S)	94	%	60-140		1	04/25/11 16:34	04/26/11 06:07	301-79-56	
8260 MSV Oxygenates	Analytical Method: EPA 8260								
tert-Amyl Alcohol	ND	ug/L	200	154	2		04/27/11 19:35	75-85-4	
tert-Amylmethyl ether	ND	ug/L	20.0	6.8	2		04/27/11 19:35	994-05-8	
Benzene	**183**	ug/L	10.0	3.4	2		04/27/11 19:35	71-43-2	
3,3-Dimethyl-1-Butanol	ND	ug/L	200	64.2	2		04/27/11 19:35	624-95-3	
tert-Butyl Alcohol	ND	ug/L	200	115	2		04/27/11 19:35	75-65-0	
tert-Butyl Formate	ND	ug/L	100	14.6	2		04/27/11 19:35	762-75-4	
1,2-Dichloroethane	ND	ug/L	10.0	3.6	2		04/27/11 19:35	107-06-2	
Diisopropyl ether	ND	ug/L	10.0	3.4	2		04/27/11 19:35	108-20-3	
Ethanol	ND	ug/L	400	276	2		04/27/11 19:35	64-17-5	
Ethylbenzene	**474**	ug/L	25.0	8.0	5		04/28/11 21:40	100-41-4	
Ethyl-tert-butyl ether	ND	ug/L	20.0	7.2	2		04/27/11 19:35	637-92-3	
Methyl-tert-butyl ether	**12.6**	ug/L	10.0	3.4	2		04/27/11 19:35	1634-04-4	
Naphthalene	ND	ug/L	10.0	4.0	2		04/27/11 19:35	91-20-3	
Toluene	**272**	ug/L	10.0	3.2	2		04/27/11 19:35	108-88-3	
Xylene (Total)	**588**	ug/L	20.0	5.4	2		04/27/11 19:35	1330-20-7	
m&p-Xylene	**485**	ug/L	20.0	6.2	2		04/27/11 19:35	179601-23-1	
o-Xylene	**104**	ug/L	10.0	3.2	2		04/27/11 19:35	95-47-6	
Dibromofluoromethane (S)	107	%	70-130		2		04/27/11 19:35	1868-53-7	
Toluene-d8 (S)	99	%	70-130		2		04/27/11 19:35	2037-26-5	
4-Bromofluorobenzene (S)	95	%	70-130		2		04/27/11 19:35	460-00-4	
1,2-Dichloroethane-d4 (S)	105	%	70-130		2		04/27/11 19:35	17060-07-0	

This report shall not be reproduced, except in full,
without the written consent of Pace Analytical Services, Inc..

ACCREDITED IN ACCORDANCE WITH nelac

Pace Analytical®
www.pacelabs.com

Pace Analytical Services, Inc.
205 East Meadow Road - Suite A
Eden, NC 27288
(336)623-8921

Pace Analytical Services, Inc.
2225 Riverside Dr.
Asheville, NC 28804
(828)254-7176

Pace Analytical Services, Inc.
9800 Kincey Ave. Suite 100
Huntersville, NC 28078
(704)875-9092

ANALYTICAL RESULTS

Project: HEATH SELF SERVICE 08932
Pace Project No.: 9292627

Sample: MW-3 **Lab ID: 9292627003** Collected: 04/21/11 13:00 Received: 04/22/11 14:00 Matrix: Water

Parameters	Results	Units	Report Limit	MDL	DF	Prepared	Analyzed	CAS No.	Qual
8011 GCS EDB and DBCP	Analytical Method: EPA 8011 Preparation Method: EPA 8011								
1,2-Dibromoethane (EDB)	ND	ug/L	0.019	0.019	1	04/25/11 16:35	04/26/11 06:44	106-93-4	
1-Chloro-2-bromopropane (S)	99	%	60-140		1	04/25/11 16:35	04/26/11 06:44	301-79-56	
8260 MSV Oxygenates	Analytical Method: EPA 8260								
tert-Amyl Alcohol	ND	ug/L	100	76.8	1		04/27/11 19:54	75-85-4	
tert-Amylmethyl ether	ND	ug/L	10.0	3.4	1		04/27/11 19:54	994-05-8	
Benzene	ND	ug/L	5.0	1.7	1		04/27/11 19:54	71-43-2	
3,3-Dimethyl-1-Butanol	ND	ug/L	100	32.1	1		04/27/11 19:54	624-95-3	
tert-Butyl Alcohol	ND	ug/L	100	57.7	1		04/27/11 19:54	75-65-0	
tert-Butyl Formate	ND	ug/L	50.0	7.3	1		04/27/11 19:54	762-75-4	
1,2-Dichloroethane	ND	ug/L	5.0	1.8	1		04/27/11 19:54	107-06-2	
Diisopropyl ether	ND	ug/L	5.0	1.7	1		04/27/11 19:54	108-20-3	
Ethanol	ND	ug/L	200	138	1		04/27/11 19:54	64-17-5	
Ethylbenzene	ND	ug/L	5.0	1.6	1		04/27/11 19:54	100-41-4	
Ethyl-tert-butyl ether	ND	ug/L	10.0	3.6	1		04/27/11 19:54	637-92-3	
Methyl-tert-butyl ether	ND	ug/L	5.0	1.7	1		04/27/11 19:54	1634-04-4	
Naphthalene	ND	ug/L	5.0	2.0	1		04/27/11 19:54	91-20-3	
Toluene	ND	ug/L	5.0	1.6	1		04/27/11 19:54	108-88-3	
Xylene (Total)	ND	ug/L	10.0	2.7	1		04/27/11 19:54	1330-20-7	
m&p-Xylene	ND	ug/L	10.0	3.1	1		04/27/11 19:54	179601-23-1	
o-Xylene	ND	ug/L	5.0	1.6	1		04/27/11 19:54	95-47-6	
Dibromofluoromethane (S)	102	%	70-130		1		04/27/11 19:54	1868-53-7	
Toluene-d8 (S)	97	%	70-130		1		04/27/11 19:54	2037-26-5	
4-Bromofluorobenzene (S)	103	%	70-130		1		04/27/11 19:54	460-00-4	
1,2-Dichloroethane-d4 (S)	98	%	70-130		1		04/27/11 19:54	17060-07-0	

This report shall not be reproduced, except in full,
without the written consent of Pace Analytical Services, Inc..

ACCREDITED IN ACCORDANCE WITH NELAC

Pace Analytical®
www.pacelabs.com

Pace Analytical Services, Inc.
205 East Meadow Road - Suite A
Eden, NC 27288
(336)623-8921

Pace Analytical Services, Inc.
2225 Riverside Dr.
Asheville, NC 28804
(828)254-7176

Pace Analytical Services, Inc.
9800 Kincey Ave. Suite 100
Huntersville, NC 28078
(704)875-9092

ANALYTICAL RESULTS

Project: HEATH SELF SERVICE 08932
Pace Project No.: 9292627

Sample: MW-4 **Lab ID: 9292627004** Collected: 04/21/11 12:30 Received: 04/22/11 14:00 Matrix: Water

Parameters	Results	Units	Report Limit	MDL	DF	Prepared	Analyzed	CAS No.	Qual
8011 GCS EDB and DBCP	Analytical Method: EPA 8011 Preparation Method: EPA 8011								
1,2-Dibromoethane (EDB)	**0.12**	ug/L	0.020	0.020	1	04/25/11 16:35	04/26/11 07:02	106-93-4	
1-Chloro-2-bromopropane (S)	87	%	60-140		1	04/25/11 16:35	04/26/11 07:02	301-79-56	
8260 MSV Oxygenates	Analytical Method: EPA 8260								
tert-Amyl Alcohol	ND	ug/L	2500	1920	25		04/27/11 20:12	75-85-4	
tert-Amylmethyl ether	ND	ug/L	250	85.0	25		04/27/11 20:12	994-05-8	
Benzene	**656**	ug/L	125	42.5	25		04/27/11 20:12	71-43-2	
3,3-Dimethyl-1-Butanol	ND	ug/L	2500	802	25		04/27/11 20:12	624-95-3	
tert-Butyl Alcohol	ND	ug/L	2500	1440	25		04/27/11 20:12	75-65-0	
tert-Butyl Formate	ND	ug/L	1250	182	25		04/27/11 20:12	762-75-4	
1,2-Dichloroethane	ND	ug/L	125	45.0	25		04/27/11 20:12	107-06-2	
Diisopropyl ether	ND	ug/L	125	42.5	25		04/27/11 20:12	108-20-3	
Ethanol	ND	ug/L	5000	3440	25		04/27/11 20:12	64-17-5	
Ethylbenzene	**59.2J**	ug/L	125	40.0	25		04/27/11 20:12	100-41-4	
Ethyl-tert-butyl ether	ND	ug/L	250	90.0	25		04/27/11 20:12	637-92-3	
Methyl-tert-butyl ether	**263**	ug/L	125	42.5	25		04/27/11 20:12	1634-04-4	
Naphthalene	ND	ug/L	125	50.0	25		04/27/11 20:12	91-20-3	
Toluene	**2280**	ug/L	125	40.0	25		04/27/11 20:12	108-88-3	
Xylene (Total)	**1320**	ug/L	250	67.5	25		04/27/11 20:12	1330-20-7	
m&p-Xylene	**795**	ug/L	250	77.5	25		04/27/11 20:12	179601-23-1	
o-Xylene	**526**	ug/L	125	40.0	25		04/27/11 20:12	95-47-6	
Dibromofluoromethane (S)	98	%	70-130		25		04/27/11 20:12	1868-53-7	
Toluene-d8 (S)	98	%	70-130		25		04/27/11 20:12	2037-26-5	
4-Bromofluorobenzene (S)	102	%	70-130		25		04/27/11 20:12	460-00-4	
1,2-Dichloroethane-d4 (S)	98	%	70-130		25		04/27/11 20:12	17060-07-0	

This report shall not be reproduced, except in full,
without the written consent of Pace Analytical Services, Inc..

ACCREDITED IN ACCORDANCE WITH nelac

Pace Analytical®
www.pacelabs.com

Pace Analytical Services, Inc.
205 East Meadow Road - Suite A
Eden, NC 27288
(336)623-8921

Pace Analytical Services, Inc.
2225 Riverside Dr.
Asheville, NC 28804
(828)254-7176

Pace Analytical Services, Inc.
9800 Kincey Ave. Suite 100
Huntersville, NC 28078
(704)875-9092

ANALYTICAL RESULTS

Project: HEATH SELF SERVICE 08932
Pace Project No.: 9292627

Sample: MW-5D **Lab ID: 9292627005** Collected: 04/21/11 12:44 Received: 04/22/11 14:00 Matrix: Water

Parameters	Results	Units	Report Limit	MDL	DF	Prepared	Analyzed	CAS No.	Qual
8011 GCS EDB and DBCP	Analytical Method: EPA 8011 Preparation Method: EPA 8011								
1,2-Dibromoethane (EDB)	ND	ug/L	0.019	0.019	1	04/25/11 16:35	04/26/11 07:21	106-93-4	
1-Chloro-2-bromopropane (S)	68	%	60-140		1	04/25/11 16:35	04/26/11 07:21	301-79-56	
8260 MSV Oxygenates	Analytical Method: EPA 8260								
tert-Amyl Alcohol	ND	ug/L	100	76.8	1		04/27/11 20:30	75-85-4	
tert-Amylmethyl ether	ND	ug/L	10.0	3.4	1		04/27/11 20:30	994-05-8	
Benzene	ND	ug/L	5.0	1.7	1		04/27/11 20:30	71-43-2	
3,3-Dimethyl-1-Butanol	ND	ug/L	100	32.1	1		04/27/11 20:30	624-95-3	
tert-Butyl Alcohol	ND	ug/L	100	57.7	1		04/27/11 20:30	75-65-0	
tert-Butyl Formate	ND	ug/L	50.0	7.3	1		04/27/11 20:30	762-75-4	
1,2-Dichloroethane	ND	ug/L	5.0	1.8	1		04/27/11 20:30	107-06-2	
Diisopropyl ether	ND	ug/L	5.0	1.7	1		04/27/11 20:30	108-20-3	
Ethanol	ND	ug/L	200	138	1		04/27/11 20:30	64-17-5	
Ethylbenzene	ND	ug/L	5.0	1.6	1		04/27/11 20:30	100-41-4	
Ethyl-tert-butyl ether	ND	ug/L	10.0	3.6	1		04/27/11 20:30	637-92-3	
Methyl-tert-butyl ether	**33.9**	ug/L	5.0	1.7	1		04/27/11 20:30	1634-04-4	
Naphthalene	ND	ug/L	5.0	2.0	1		04/27/11 20:30	91-20-3	
Toluene	ND	ug/L	5.0	1.6	1		04/27/11 20:30	108-88-3	
Xylene (Total)	ND	ug/L	10.0	2.7	1		04/27/11 20:30	1330-20-7	
m&p-Xylene	ND	ug/L	10.0	3.1	1		04/27/11 20:30	179601-23-1	
o-Xylene	ND	ug/L	5.0	1.6	1		04/27/11 20:30	95-47-6	
Dibromofluoromethane (S)	99	%	70-130		1		04/27/11 20:30	1868-53-7	
Toluene-d8 (S)	99	%	70-130		1		04/27/11 20:30	2037-26-5	
4-Bromofluorobenzene (S)	98	%	70-130		1		04/27/11 20:30	460-00-4	
1,2-Dichloroethane-d4 (S)	96	%	70-130		1		04/27/11 20:30	17060-07-0	

This report shall not be reproduced, except in full,
without the written consent of Pace Analytical Services, Inc..

ACCREDITED IN ACCORDANCE WITH nelac

Pace Analytical®
www.pacelabs.com

Pace Analytical Services, Inc.
205 East Meadow Road - Suite A
Eden, NC 27288
(336)623-8921

Pace Analytical Services, Inc.
2225 Riverside Dr.
Asheville, NC 28804
(828)254-7176

Pace Analytical Services, Inc.
9800 Kincey Ave. Suite 100
Huntersville, NC 28078
(704)875-9092

ANALYTICAL RESULTS

Project: HEATH SELF SERVICE 08932
Pace Project No.: 9292627

Sample: MW-6 **Lab ID: 9292627006** Collected: 04/21/11 12:50 Received: 04/22/11 14:00 Matrix: Water

Parameters	Results	Units	Report Limit	MDL	DF	Prepared	Analyzed	CAS No.	Qual
8011 GCS EDB and DBCP	Analytical Method: EPA 8011 Preparation Method: EPA 8011								
1,2-Dibromoethane (EDB)	ND	ug/L	0.020	0.020	1	04/25/11 16:35	04/26/11 07:39	106-93-4	
1-Chloro-2-bromopropane (S)	99	%	60-140		1	04/25/11 16:35	04/26/11 07:39	301-79-56	
8260 MSV Oxygenates	Analytical Method: EPA 8260								
tert-Amyl Alcohol	ND	ug/L	100	76.8	1		04/27/11 20:49	75-85-4	
tert-Amylmethyl ether	ND	ug/L	10.0	3.4	1		04/27/11 20:49	994-05-8	
Benzene	ND	ug/L	5.0	1.7	1		04/27/11 20:49	71-43-2	
3,3-Dimethyl-1-Butanol	ND	ug/L	100	32.1	1		04/27/11 20:49	624-95-3	
tert-Butyl Alcohol	ND	ug/L	100	57.7	1		04/27/11 20:49	75-65-0	
tert-Butyl Formate	ND	ug/L	50.0	7.3	1		04/27/11 20:49	762-75-4	
1,2-Dichloroethane	ND	ug/L	5.0	1.8	1		04/27/11 20:49	107-06-2	
Diisopropyl ether	ND	ug/L	5.0	1.7	1		04/27/11 20:49	108-20-3	
Ethanol	ND	ug/L	200	138	1		04/27/11 20:49	64-17-5	
Ethylbenzene	ND	ug/L	5.0	1.6	1		04/27/11 20:49	100-41-4	
Ethyl-tert-butyl ether	ND	ug/L	10.0	3.6	1		04/27/11 20:49	637-92-3	
Methyl-tert-butyl ether	ND	ug/L	5.0	1.7	1		04/27/11 20:49	1634-04-4	
Naphthalene	ND	ug/L	5.0	2.0	1		04/27/11 20:49	91-20-3	
Toluene	ND	ug/L	5.0	1.6	1		04/27/11 20:49	108-88-3	
Xylene (Total)	ND	ug/L	10.0	2.7	1		04/27/11 20:49	1330-20-7	
m&p-Xylene	ND	ug/L	10.0	3.1	1		04/27/11 20:49	179601-23-1	
o-Xylene	ND	ug/L	5.0	1.6	1		04/27/11 20:49	95-47-6	
Dibromofluoromethane (S)	97	%	70-130		1		04/27/11 20:49	1868-53-7	
Toluene-d8 (S)	96	%	70-130		1		04/27/11 20:49	2037-26-5	
4-Bromofluorobenzene (S)	105	%	70-130		1		04/27/11 20:49	460-00-4	
1,2-Dichloroethane-d4 (S)	92	%	70-130		1		04/27/11 20:49	17060-07-0	

This report shall not be reproduced, except in full,
without the written consent of Pace Analytical Services, Inc..

ACCREDITED IN ACCORDANCE WITH nelac

Pace Analytical®
www.pacelabs.com

Pace Analytical Services, Inc.
205 East Meadow Road - Suite A
Eden, NC 27288
(336)623-8921

Pace Analytical Services, Inc.
2225 Riverside Dr.
Asheville, NC 28804
(828)254-7176

Pace Analytical Services, Inc.
9800 Kincey Ave. Suite 100
Huntersville, NC 28078
(704)875-9092

ANALYTICAL RESULTS

Project: HEATH SELF SERVICE 08932
Pace Project No.: 9292627

Sample: MW-7 **Lab ID: 9292627007** Collected: 04/21/11 12:00 Received: 04/22/11 14:00 Matrix: Water

Parameters	Results	Units	Report Limit	MDL	DF	Prepared	Analyzed	CAS No.	Qual
8011 GCS EDB and DBCP	Analytical Method: EPA 8011 Preparation Method: EPA 8011								
1,2-Dibromoethane (EDB)	**151**	ug/L	4.9	4.9	250	04/25/11 16:35	04/26/11 13:52	106-93-4	
1-Chloro-2-bromopropane (S)	0	%	60-140		250	04/25/11 16:35	04/26/11 13:52	301-79-56	S4
8260 MSV Oxygenates	Analytical Method: EPA 8260								
tert-Amyl Alcohol	ND	ug/L	25000	19200	250		04/27/11 21:07	75-85-4	
tert-Amylmethyl ether	ND	ug/L	2500	850	250		04/27/11 21:07	994-05-8	
Benzene	**11100**	ug/L	1250	425	250		04/27/11 21:07	71-43-2	
3,3-Dimethyl-1-Butanol	ND	ug/L	25000	8020	250		04/27/11 21:07	624-95-3	
tert-Butyl Alcohol	ND	ug/L	25000	14400	250		04/27/11 21:07	75-65-0	
tert-Butyl Formate	ND	ug/L	12500	1820	250		04/27/11 21:07	762-75-4	
1,2-Dichloroethane	ND	ug/L	1250	450	250		04/27/11 21:07	107-06-2	
Diisopropyl ether	ND	ug/L	1250	425	250		04/27/11 21:07	108-20-3	
Ethanol	ND	ug/L	50000	34400	250		04/27/11 21:07	64-17-5	
Ethylbenzene	**2730**	ug/L	1250	400	250		04/27/11 21:07	100-41-4	
Ethyl-tert-butyl ether	ND	ug/L	2500	900	250		04/27/11 21:07	637-92-3	
Methyl-tert-butyl ether	**2840**	ug/L	1250	425	250		04/27/11 21:07	1634-04-4	
Naphthalene	**769J**	ug/L	1250	500	250		04/27/11 21:07	91-20-3	
Toluene	**29300**	ug/L	1250	400	250		04/27/11 21:07	108-88-3	
Xylene (Total)	**25800**	ug/L	2500	675	250		04/27/11 21:07	1330-20-7	
m&p-Xylene	**17000**	ug/L	2500	775	250		04/27/11 21:07	179601-23-1	
o-Xylene	**8890**	ug/L	1250	400	250		04/27/11 21:07	95-47-6	
Dibromofluoromethane (S)	96	%	70-130		250		04/27/11 21:07	1868-53-7	
Toluene-d8 (S)	98	%	70-130		250		04/27/11 21:07	2037-26-5	
4-Bromofluorobenzene (S)	106	%	70-130		250		04/27/11 21:07	460-00-4	
1,2-Dichloroethane-d4 (S)	97	%	70-130		250		04/27/11 21:07	17060-07-0	

This report shall not be reproduced, except in full,
without the written consent of Pace Analytical Services, Inc..

ACCREDITED IN ACCORDANCE WITH nelac

Pace Analytical®
www.pacelabs.com

Pace Analytical Services, Inc.
205 East Meadow Road - Suite A
Eden, NC 27288
(336)623-8921

Pace Analytical Services, Inc.
2225 Riverside Dr.
Asheville, NC 28804
(828)254-7176

Pace Analytical Services, Inc.
9800 Kincey Ave. Suite 100
Huntersville, NC 28078
(704)875-9092

ANALYTICAL RESULTS

Project: HEATH SELF SERVICE 08932
Pace Project No.: 9292627

Sample: MW-8 **Lab ID: 9292627008** Collected: 04/21/11 12:05 Received: 04/22/11 14:00 Matrix: Water

Parameters	Results	Units	Report Limit	MDL	DF	Prepared	Analyzed	CAS No.	Qual
8011 GCS EDB and DBCP	Analytical Method: EPA 8011 Preparation Method: EPA 8011								
1,2-Dibromoethane (EDB)	**21.5**	ug/L	0.98	0.98	50	04/25/11 16:35	04/26/11 14:10	106-93-4	
1-Chloro-2-bromopropane (S)	0	%	60-140		50	04/25/11 16:35	04/26/11 14:10	301-79-56	S4
8260 MSV Oxygenates	Analytical Method: EPA 8260								
tert-Amyl Alcohol	ND	ug/L	5000	3840	50		04/27/11 21:25	75-85-4	
tert-Amylmethyl ether	ND	ug/L	500	170	50		04/27/11 21:25	994-05-8	
Benzene	**1660**	ug/L	250	85.0	50		04/27/11 21:25	71-43-2	
3,3-Dimethyl-1-Butanol	ND	ug/L	5000	1600	50		04/27/11 21:25	624-95-3	
tert-Butyl Alcohol	ND	ug/L	5000	2880	50		04/27/11 21:25	75-65-0	
tert-Butyl Formate	ND	ug/L	2500	365	50		04/27/11 21:25	762-75-4	
1,2-Dichloroethane	ND	ug/L	250	90.0	50		04/27/11 21:25	107-06-2	
Diisopropyl ether	ND	ug/L	250	85.0	50		04/27/11 21:25	108-20-3	
Ethanol	ND	ug/L	10000	6890	50		04/27/11 21:25	64-17-5	
Ethylbenzene	**665**	ug/L	250	80.0	50		04/27/11 21:25	100-41-4	
Ethyl-tert-butyl ether	ND	ug/L	500	180	50		04/27/11 21:25	637-92-3	
Methyl-tert-butyl ether	ND	ug/L	250	85.0	50		04/27/11 21:25	1634-04-4	
Naphthalene	**391**	ug/L	250	100	50		04/27/11 21:25	91-20-3	
Toluene	**7480**	ug/L	250	80.0	50		04/27/11 21:25	108-88-3	
Xylene (Total)	**7550**	ug/L	500	135	50		04/27/11 21:25	1330-20-7	
m&p-Xylene	**4870**	ug/L	500	155	50		04/27/11 21:25	179601-23-1	
o-Xylene	**2680**	ug/L	250	80.0	50		04/27/11 21:25	95-47-6	
Dibromofluoromethane (S)	100	%	70-130		50		04/27/11 21:25	1868-53-7	
Toluene-d8 (S)	97	%	70-130		50		04/27/11 21:25	2037-26-5	
4-Bromofluorobenzene (S)	104	%	70-130		50		04/27/11 21:25	460-00-4	
1,2-Dichloroethane-d4 (S)	100	%	70-130		50		04/27/11 21:25	17060-07-0	

This report shall not be reproduced, except in full,
without the written consent of Pace Analytical Services, Inc..

ACCREDITED IN ACCORDANCE WITH nelac

Pace Analytical®
www.pacelabs.com

Pace Analytical Services, Inc.
205 East Meadow Road - Suite A
Eden, NC 27288
(336)623-8921

Pace Analytical Services, Inc.
2225 Riverside Dr.
Asheville, NC 28804
(828)254-7176

Pace Analytical Services, Inc.
9800 Kincey Ave. Suite 100
Huntersville, NC 28078
(704)875-9092

ANALYTICAL RESULTS

Project: HEATH SELF SERVICE 08932
Pace Project No.: 9292627

Sample: MW-9 **Lab ID: 9292627009** Collected: 04/21/11 11:48 Received: 04/22/11 14:00 Matrix: Water

Parameters	Results	Units	Report Limit	MDL	DF	Prepared	Analyzed	CAS No.	Qual
8011 GCS EDB and DBCP	Analytical Method: EPA 8011 Preparation Method: EPA 8011								
1,2-Dibromoethane (EDB)	**510**	ug/L	19.6	19.6	1000	04/25/11 16:36	04/26/11 14:29	106-93-4	
1-Chloro-2-bromopropane (S)	0	%	60-140		1000	04/25/11 16:36	04/26/11 14:29	301-79-56	S4
8260 MSV Oxygenates	Analytical Method: EPA 8260								
tert-Amyl Alcohol	**41300**	ug/L	25000	19200	250		04/27/11 21:43	75-85-4	
tert-Amylmethyl ether	ND	ug/L	2500	850	250		04/27/11 21:43	994-05-8	
Benzene	**11700**	ug/L	1250	425	250		04/27/11 21:43	71-43-2	
3,3-Dimethyl-1-Butanol	ND	ug/L	25000	8020	250		04/27/11 21:43	624-95-3	
tert-Butyl Alcohol	ND	ug/L	25000	14400	250		04/27/11 21:43	75-65-0	
tert-Butyl Formate	ND	ug/L	12500	1820	250		04/27/11 21:43	762-75-4	
1,2-Dichloroethane	ND	ug/L	1250	450	250		04/27/11 21:43	107-06-2	
Diisopropyl ether	ND	ug/L	1250	425	250		04/27/11 21:43	108-20-3	
Ethanol	ND	ug/L	50000	34400	250		04/27/11 21:43	64-17-5	
Ethylbenzene	**1590**	ug/L	1250	400	250		04/27/11 21:43	100-41-4	
Ethyl-tert-butyl ether	ND	ug/L	2500	900	250		04/27/11 21:43	637-92-3	
Methyl-tert-butyl ether	ND	ug/L	1250	425	250		04/27/11 21:43	1634-04-4	
Naphthalene	**741J**	ug/L	1250	500	250		04/27/11 21:43	91-20-3	
Toluene	**30000**	ug/L	1250	400	250		04/27/11 21:43	108-88-3	
Xylene (Total)	**17600**	ug/L	2500	675	250		04/27/11 21:43	1330-20-7	
m&p-Xylene	**11700**	ug/L	2500	775	250		04/27/11 21:43	179601-23-1	
o-Xylene	**5870**	ug/L	1250	400	250		04/27/11 21:43	95-47-6	
Dibromofluoromethane (S)	98	%	70-130		250		04/27/11 21:43	1868-53-7	
Toluene-d8 (S)	99	%	70-130		250		04/27/11 21:43	2037-26-5	
4-Bromofluorobenzene (S)	95	%	70-130		250		04/27/11 21:43	460-00-4	
1,2-Dichloroethane-d4 (S)	90	%	70-130		250		04/27/11 21:43	17060-07-0	

This report shall not be reproduced, except in full,
without the written consent of Pace Analytical Services, Inc..

ACCREDITED IN ACCORDANCE WITH nelac

Pace Analytical®
www.pacelabs.com

Pace Analytical Services, Inc.
205 East Meadow Road - Suite A
Eden, NC 27288
(336)623-8921

Pace Analytical Services, Inc.
2225 Riverside Dr.
Asheville, NC 28804
(828)254-7176

Pace Analytical Services, Inc.
9800 Kincey Ave. Suite 100
Huntersville, NC 28078
(704)875-9092

ANALYTICAL RESULTS

Project: HEATH SELF SERVICE 08932
Pace Project No.: 9292627

Sample: MW-10 **Lab ID: 9292627010** Collected: 04/21/11 11:55 Received: 04/22/11 14:00 Matrix: Water

Parameters	Results	Units	Report Limit	MDL	DF	Prepared	Analyzed	CAS No.	Qual
8011 GCS EDB and DBCP	Analytical Method: EPA 8011 Preparation Method: EPA 8011								
1,2-Dibromoethane (EDB)	**322**	ug/L	9.6	9.6	500	04/25/11 16:36	04/26/11 14:47	106-93-4	
1-Chloro-2-bromopropane (S)	0	%	60-140		500	04/25/11 16:36	04/26/11 14:47	301-79-56	S4
8260 MSV Oxygenates	Analytical Method: EPA 8260								
tert-Amyl Alcohol	**18300**	ug/L	5000	3840	50		04/27/11 22:01	75-85-4	
tert-Amylmethyl ether	ND	ug/L	500	170	50		04/27/11 22:01	994-05-8	
Benzene	**11100**	ug/L	2500	850	500		04/28/11 21:59	71-43-2	
3,3-Dimethyl-1-Butanol	ND	ug/L	5000	1600	50		04/27/11 22:01	624-95-3	
tert-Butyl Alcohol	ND	ug/L	5000	2880	50		04/27/11 22:01	75-65-0	
tert-Butyl Formate	ND	ug/L	2500	365	50		04/27/11 22:01	762-75-4	
1,2-Dichloroethane	**299**	ug/L	250	90.0	50		04/27/11 22:01	107-06-2	
Diisopropyl ether	ND	ug/L	250	85.0	50		04/27/11 22:01	108-20-3	
Ethanol	ND	ug/L	10000	6890	50		04/27/11 22:01	64-17-5	
Ethylbenzene	**2740**	ug/L	250	80.0	50		04/27/11 22:01	100-41-4	
Ethyl-tert-butyl ether	ND	ug/L	500	180	50		04/27/11 22:01	637-92-3	
Methyl-tert-butyl ether	ND	ug/L	250	85.0	50		04/27/11 22:01	1634-04-4	
Naphthalene	**635**	ug/L	250	100	50		04/27/11 22:01	91-20-3	
Toluene	**24000**	ug/L	2500	800	500		04/28/11 21:59	108-88-3	
Xylene (Total)	**16500**	ug/L	500	135	50		04/27/11 22:01	1330-20-7	
m&p-Xylene	**11300**	ug/L	500	155	50		04/27/11 22:01	179601-23-1	
o-Xylene	**5230**	ug/L	250	80.0	50		04/27/11 22:01	95-47-6	
Dibromofluoromethane (S)	98	%	70-130		50		04/27/11 22:01	1868-53-7	
Toluene-d8 (S)	98	%	70-130		50		04/27/11 22:01	2037-26-5	
4-Bromofluorobenzene (S)	104	%	70-130		50		04/27/11 22:01	460-00-4	
1,2-Dichloroethane-d4 (S)	93	%	70-130		50		04/27/11 22:01	17060-07-0	

This report shall not be reproduced, except in full,
without the written consent of Pace Analytical Services, Inc..

ACCREDITED IN ACCORDANCE WITH nelac

Pace Analytical®
www.pacelabs.com

Pace Analytical Services, Inc.
205 East Meadow Road - Suite A
Eden, NC 27288
(336)623-8921

Pace Analytical Services, Inc.
2225 Riverside Dr.
Asheville, NC 28804
(828)254-7176

Pace Analytical Services, Inc.
9800 Kincey Ave. Suite 100
Huntersville, NC 28078
(704)875-9092

ANALYTICAL RESULTS

Project: HEATH SELF SERVICE 08932
Pace Project No.: 9292627

Sample: MW-11R **Lab ID: 9292627011** Collected: 04/21/11 12:15 Received: 04/22/11 14:00 Matrix: Water

Parameters	Results	Units	Report Limit	MDL	DF	Prepared	Analyzed	CAS No.	Qual
8011 GCS EDB and DBCP	Analytical Method: EPA 8011 Preparation Method: EPA 8011								
1,2-Dibromoethane (EDB)	ND	ug/L	0.019	0.019	1	04/27/11 15:18	04/27/11 19:51	106-93-4	
1-Chloro-2-bromopropane (S)	129	%	60-140		1	04/27/11 15:18	04/27/11 19:51	301-79-56	
8260 MSV Oxygenates	Analytical Method: EPA 8260								
tert-Amyl Alcohol	**1040**	ug/L	100	76.8	1		04/27/11 22:20	75-85-4	
tert-Amylmethyl ether	ND	ug/L	10.0	3.4	1		04/27/11 22:20	994-05-8	
Benzene	**4.0J**	ug/L	5.0	1.7	1		04/27/11 22:20	71-43-2	
3,3-Dimethyl-1-Butanol	ND	ug/L	100	32.1	1		04/27/11 22:20	624-95-3	
tert-Butyl Alcohol	ND	ug/L	100	57.7	1		04/27/11 22:20	75-65-0	
tert-Butyl Formate	ND	ug/L	50.0	7.3	1		04/27/11 22:20	762-75-4	
1,2-Dichloroethane	ND	ug/L	5.0	1.8	1		04/27/11 22:20	107-06-2	
Diisopropyl ether	ND	ug/L	5.0	1.7	1		04/27/11 22:20	108-20-3	
Ethanol	ND	ug/L	200	138	1		04/27/11 22:20	64-17-5	
Ethylbenzene	**2.0J**	ug/L	5.0	1.6	1		04/27/11 22:20	100-41-4	
Ethyl-tert-butyl ether	ND	ug/L	10.0	3.6	1		04/27/11 22:20	637-92-3	
Methyl-tert-butyl ether	ND	ug/L	5.0	1.7	1		04/27/11 22:20	1634-04-4	
Naphthalene	ND	ug/L	5.0	2.0	1		04/27/11 22:20	91-20-3	
Toluene	**7.7**	ug/L	5.0	1.6	1		04/27/11 22:20	108-88-3	
Xylene (Total)	**83.0**	ug/L	10.0	2.7	1		04/27/11 22:20	1330-20-7	
m&p-Xylene	**62.0**	ug/L	10.0	3.1	1		04/27/11 22:20	179601-23-1	
o-Xylene	**21.0**	ug/L	5.0	1.6	1		04/27/11 22:20	95-47-6	
Dibromofluoromethane (S)	100	%	70-130		1		04/27/11 22:20	1868-53-7	
Toluene-d8 (S)	100	%	70-130		1		04/27/11 22:20	2037-26-5	
4-Bromofluorobenzene (S)	100	%	70-130		1		04/27/11 22:20	460-00-4	
1,2-Dichloroethane-d4 (S)	99	%	70-130		1		04/27/11 22:20	17060-07-0	

This report shall not be reproduced, except in full,
without the written consent of Pace Analytical Services, Inc..

ACCREDITED IN ACCORDANCE WITH nelac

Pace Analytical®
www.pacelabs.com

Pace Analytical Services, Inc.
205 East Meadow Road - Suite A
Eden, NC 27288
(336)623-8921

Pace Analytical Services, Inc.
2225 Riverside Dr.
Asheville, NC 28804
(828)254-7176

Pace Analytical Services, Inc.
9800 Kincey Ave. Suite 100
Huntersville, NC 28078
(704)875-9092

ANALYTICAL RESULTS

Project: HEATH SELF SERVICE 08932
Pace Project No.: 9292627

Sample: MW-12 **Lab ID: 9292627012** Collected: 04/21/11 13:20 Received: 04/22/11 14:00 Matrix: Water

Parameters	Results	Units	Report Limit	MDL	DF	Prepared	Analyzed	CAS No.	Qual
8011 GCS EDB and DBCP	Analytical Method: EPA 8011 Preparation Method: EPA 8011								
1,2-Dibromoethane (EDB)	**2.5**	ug/L	0.079	0.079	4	04/27/11 15:18	04/28/11 11:29	106-93-4	
1-Chloro-2-bromopropane (S)	67	%	60-140		4	04/27/11 15:18	04/28/11 11:29	301-79-56	
8260 MSV Oxygenates	Analytical Method: EPA 8260								
tert-Amyl Alcohol	**25300**	ug/L	20000	15400	200		04/27/11 22:38	75-85-4	
tert-Amylmethyl ether	ND	ug/L	2000	680	200		04/27/11 22:38	994-05-8	
Benzene	**2490**	ug/L	1000	340	200		04/27/11 22:38	71-43-2	
3,3-Dimethyl-1-Butanol	ND	ug/L	20000	6420	200		04/27/11 22:38	624-95-3	
tert-Butyl Alcohol	ND	ug/L	20000	11500	200		04/27/11 22:38	75-65-0	
tert-Butyl Formate	ND	ug/L	10000	1460	200		04/27/11 22:38	762-75-4	
1,2-Dichloroethane	ND	ug/L	1000	360	200		04/27/11 22:38	107-06-2	
Diisopropyl ether	ND	ug/L	1000	340	200		04/27/11 22:38	108-20-3	
Ethanol	ND	ug/L	40000	27600	200		04/27/11 22:38	64-17-5	
Ethylbenzene	**3630**	ug/L	1000	320	200		04/27/11 22:38	100-41-4	
Ethyl-tert-butyl ether	ND	ug/L	2000	720	200		04/27/11 22:38	637-92-3	
Methyl-tert-butyl ether	ND	ug/L	1000	340	200		04/27/11 22:38	1634-04-4	
Naphthalene	**628J**	ug/L	1000	400	200		04/27/11 22:38	91-20-3	
Toluene	**18600**	ug/L	1000	320	200		04/27/11 22:38	108-88-3	
Xylene (Total)	**21000**	ug/L	2000	540	200		04/27/11 22:38	1330-20-7	
m&p-Xylene	**14500**	ug/L	2000	620	200		04/27/11 22:38	179601-23-1	
o-Xylene	**6560**	ug/L	1000	320	200		04/27/11 22:38	95-47-6	
Dibromofluoromethane (S)	101	%	70-130		200		04/27/11 22:38	1868-53-7	
Toluene-d8 (S)	99	%	70-130		200		04/27/11 22:38	2037-26-5	
4-Bromofluorobenzene (S)	110	%	70-130		200		04/27/11 22:38	460-00-4	
1,2-Dichloroethane-d4 (S)	95	%	70-130		200		04/27/11 22:38	17060-07-0	

This report shall not be reproduced, except in full,
without the written consent of Pace Analytical Services, Inc..

ACCREDITED IN ACCORDANCE WITH nelac

Pace Analytical®
www.pacelabs.com

Pace Analytical Services, Inc.
205 East Meadow Road - Suite A
Eden, NC 27288
(336)623-8921

Pace Analytical Services, Inc.
2225 Riverside Dr.
Asheville, NC 28804
(828)254-7176

Pace Analytical Services, Inc.
9800 Kincey Ave. Suite 100
Huntersville, NC 28078
(704)875-9092

ANALYTICAL RESULTS

Project: HEATH SELF SERVICE 08932
Pace Project No.: 9292627

Sample: MW-13 **Lab ID: 9292627013** Collected: 04/21/11 12:10 Received: 04/22/11 14:00 Matrix: Water

Parameters	Results	Units	Report Limit	MDL	DF	Prepared	Analyzed	CAS No.	Qual
8011 GCS EDB and DBCP	Analytical Method: EPA 8011 Preparation Method: EPA 8011								
1,2-Dibromoethane (EDB)	ND	ug/L	0.019	0.019	1	04/27/11 15:18	04/27/11 20:27	106-93-4	
1-Chloro-2-bromopropane (S)	100	%	60-140		1	04/27/11 15:18	04/27/11 20:27	301-79-56	
8260 MSV Oxygenates	Analytical Method: EPA 8260								
tert-Amyl Alcohol	ND	ug/L	100	76.8	1		04/27/11 22:56	75-85-4	
tert-Amylmethyl ether	ND	ug/L	10.0	3.4	1		04/27/11 22:56	994-05-8	
Benzene	ND	ug/L	5.0	1.7	1		04/27/11 22:56	71-43-2	
3,3-Dimethyl-1-Butanol	ND	ug/L	100	32.1	1		04/27/11 22:56	624-95-3	
tert-Butyl Alcohol	ND	ug/L	100	57.7	1		04/27/11 22:56	75-65-0	
tert-Butyl Formate	ND	ug/L	50.0	7.3	1		04/27/11 22:56	762-75-4	
1,2-Dichloroethane	ND	ug/L	5.0	1.8	1		04/27/11 22:56	107-06-2	
Diisopropyl ether	ND	ug/L	5.0	1.7	1		04/27/11 22:56	108-20-3	
Ethanol	ND	ug/L	200	138	1		04/27/11 22:56	64-17-5	
Ethylbenzene	ND	ug/L	5.0	1.6	1		04/27/11 22:56	100-41-4	
Ethyl-tert-butyl ether	ND	ug/L	10.0	3.6	1		04/27/11 22:56	637-92-3	
Methyl-tert-butyl ether	ND	ug/L	5.0	1.7	1		04/27/11 22:56	1634-04-4	
Naphthalene	ND	ug/L	5.0	2.0	1		04/27/11 22:56	91-20-3	
Toluene	ND	ug/L	5.0	1.6	1		04/27/11 22:56	108-88-3	
Xylene (Total)	ND	ug/L	10.0	2.7	1		04/27/11 22:56	1330-20-7	
m&p-Xylene	ND	ug/L	10.0	3.1	1		04/27/11 22:56	179601-23-1	
o-Xylene	ND	ug/L	5.0	1.6	1		04/27/11 22:56	95-47-6	
Dibromofluoromethane (S)	103	%	70-130		1		04/27/11 22:56	1868-53-7	
Toluene-d8 (S)	97	%	70-130		1		04/27/11 22:56	2037-26-5	
4-Bromofluorobenzene (S)	99	%	70-130		1		04/27/11 22:56	460-00-4	
1,2-Dichloroethane-d4 (S)	98	%	70-130		1		04/27/11 22:56	17060-07-0	

This report shall not be reproduced, except in full,
without the written consent of Pace Analytical Services, Inc..

ACCREDITED IN ACCORDANCE WITH nelac

Pace Analytical®
www.pacelabs.com

Pace Analytical Services, Inc.
205 East Meadow Road - Suite A
Eden, NC 27288
(336)623-8921

Pace Analytical Services, Inc.
2225 Riverside Dr.
Asheville, NC 28804
(828)254-7176

Pace Analytical Services, Inc.
9800 Kincey Ave. Suite 100
Huntersville, NC 28078
(704)875-9092

ANALYTICAL RESULTS

Project: HEATH SELF SERVICE 08932
Pace Project No.: 9292627

Sample: MW-14 **Lab ID: 9292627014** Collected: 04/21/11 11:30 Received: 04/22/11 14:00 Matrix: Water

Parameters	Results	Units	Report Limit	MDL	DF	Prepared	Analyzed	CAS No.	Qual
8011 GCS EDB and DBCP	Analytical Method: EPA 8011 Preparation Method: EPA 8011								
1,2-Dibromoethane (EDB)	ND	ug/L	0.019	0.019	1	04/27/11 15:18	04/27/11 20:46	106-93-4	
1-Chloro-2-bromopropane (S)	103	%	60-140		1	04/27/11 15:18	04/27/11 20:46	301-79-56	
8260 MSV Oxygenates	Analytical Method: EPA 8260								
tert-Amyl Alcohol	ND	ug/L	100	76.8	1		04/27/11 23:14	75-85-4	
tert-Amylmethyl ether	ND	ug/L	10.0	3.4	1		04/27/11 23:14	994-05-8	
Benzene	ND	ug/L	5.0	1.7	1		04/27/11 23:14	71-43-2	
3,3-Dimethyl-1-Butanol	ND	ug/L	100	32.1	1		04/27/11 23:14	624-95-3	
tert-Butyl Alcohol	ND	ug/L	100	57.7	1		04/27/11 23:14	75-65-0	
tert-Butyl Formate	ND	ug/L	50.0	7.3	1		04/27/11 23:14	762-75-4	
1,2-Dichloroethane	ND	ug/L	5.0	1.8	1		04/27/11 23:14	107-06-2	
Diisopropyl ether	ND	ug/L	5.0	1.7	1		04/27/11 23:14	108-20-3	
Ethanol	ND	ug/L	200	138	1		04/27/11 23:14	64-17-5	
Ethylbenzene	ND	ug/L	5.0	1.6	1		04/27/11 23:14	100-41-4	
Ethyl-tert-butyl ether	ND	ug/L	10.0	3.6	1		04/27/11 23:14	637-92-3	
Methyl-tert-butyl ether	ND	ug/L	5.0	1.7	1		04/27/11 23:14	1634-04-4	
Naphthalene	ND	ug/L	5.0	2.0	1		04/27/11 23:14	91-20-3	
Toluene	ND	ug/L	5.0	1.6	1		04/27/11 23:14	108-88-3	
Xylene (Total)	ND	ug/L	10.0	2.7	1		04/27/11 23:14	1330-20-7	
m&p-Xylene	ND	ug/L	10.0	3.1	1		04/27/11 23:14	179601-23-1	
o-Xylene	ND	ug/L	5.0	1.6	1		04/27/11 23:14	95-47-6	
Dibromofluoromethane (S)	102	%	70-130		1		04/27/11 23:14	1868-53-7	
Toluene-d8 (S)	93	%	70-130		1		04/27/11 23:14	2037-26-5	
4-Bromofluorobenzene (S)	105	%	70-130		1		04/27/11 23:14	460-00-4	
1,2-Dichloroethane-d4 (S)	98	%	70-130		1		04/27/11 23:14	17060-07-0	

This report shall not be reproduced, except in full,
without the written consent of Pace Analytical Services, Inc..

ACCREDITED IN ACCORDANCE WITH nelac

Pace Analytical®
www.pacelabs.com

Pace Analytical Services, Inc.
205 East Meadow Road - Suite A
Eden, NC 27288
(336)623-8921

Pace Analytical Services, Inc.
2225 Riverside Dr.
Asheville, NC 28804
(828)254-7176

Pace Analytical Services, Inc.
9800 Kincey Ave. Suite 100
Huntersville, NC 28078
(704)875-9092

ANALYTICAL RESULTS

Project: HEATH SELF SERVICE 08932
Pace Project No.: 9292627

Sample: MW-15 **Lab ID: 9292627015** Collected: 04/21/11 11:40 Received: 04/22/11 14:00 Matrix: Water

Parameters	Results	Units	Report Limit	MDL	DF	Prepared	Analyzed	CAS No.	Qual
8011 GCS EDB and DBCP	Analytical Method: EPA 8011 Preparation Method: EPA 8011								
1,2-Dibromoethane (EDB)	ND	ug/L	0.020	0.020	1	04/27/11 15:18	04/27/11 21:41	106-93-4	
1-Chloro-2-bromopropane (S)	106	%	60-140		1	04/27/11 15:18	04/27/11 21:41	301-79-56	
8260 MSV Oxygenates	Analytical Method: EPA 8260								
tert-Amyl Alcohol	ND	ug/L	100	76.8	1		04/27/11 23:33	75-85-4	
tert-Amylmethyl ether	ND	ug/L	10.0	3.4	1		04/27/11 23:33	994-05-8	
Benzene	ND	ug/L	5.0	1.7	1		04/27/11 23:33	71-43-2	
3,3-Dimethyl-1-Butanol	ND	ug/L	100	32.1	1		04/27/11 23:33	624-95-3	
tert-Butyl Alcohol	ND	ug/L	100	57.7	1		04/27/11 23:33	75-65-0	
tert-Butyl Formate	ND	ug/L	50.0	7.3	1		04/27/11 23:33	762-75-4	
1,2-Dichloroethane	ND	ug/L	5.0	1.8	1		04/27/11 23:33	107-06-2	
Diisopropyl ether	ND	ug/L	5.0	1.7	1		04/27/11 23:33	108-20-3	
Ethanol	ND	ug/L	200	138	1		04/27/11 23:33	64-17-5	
Ethylbenzene	ND	ug/L	5.0	1.6	1		04/27/11 23:33	100-41-4	
Ethyl-tert-butyl ether	ND	ug/L	10.0	3.6	1		04/27/11 23:33	637-92-3	
Methyl-tert-butyl ether	ND	ug/L	5.0	1.7	1		04/27/11 23:33	1634-04-4	
Naphthalene	ND	ug/L	5.0	2.0	1		04/27/11 23:33	91-20-3	
Toluene	ND	ug/L	5.0	1.6	1		04/27/11 23:33	108-88-3	
Xylene (Total)	ND	ug/L	10.0	2.7	1		04/27/11 23:33	1330-20-7	
m&p-Xylene	ND	ug/L	10.0	3.1	1		04/27/11 23:33	179601-23-1	
o-Xylene	ND	ug/L	5.0	1.6	1		04/27/11 23:33	95-47-6	
Dibromofluoromethane (S)	101	%	70-130		1		04/27/11 23:33	1868-53-7	
Toluene-d8 (S)	95	%	70-130		1		04/27/11 23:33	2037-26-5	
4-Bromofluorobenzene (S)	111	%	70-130		1		04/27/11 23:33	460-00-4	
1,2-Dichloroethane-d4 (S)	97	%	70-130		1		04/27/11 23:33	17060-07-0	

This report shall not be reproduced, except in full,
without the written consent of Pace Analytical Services, Inc..

ACCREDITED IN ACCORDANCE WITH nelac

Pace Analytical®
www.pacelabs.com

Pace Analytical Services, Inc.
205 East Meadow Road - Suite A
Eden, NC 27288
(336)623-8921

Pace Analytical Services, Inc.
2225 Riverside Dr.
Asheville, NC 28804
(828)254-7176

Pace Analytical Services, Inc.
9800 Kincey Ave. Suite 100
Huntersville, NC 28078
(704)875-9092

ANALYTICAL RESULTS

Project: HEATH SELF SERVICE 08932
Pace Project No.: 9292627

Sample: MW-16 **Lab ID: 9292627016** Collected: 04/21/11 12:25 Received: 04/22/11 14:00 Matrix: Water

Parameters	Results	Units	Report Limit	MDL	DF	Prepared	Analyzed	CAS No.	Qual
8011 GCS EDB and DBCP	Analytical Method: EPA 8011 Preparation Method: EPA 8011								
1,2-Dibromoethane (EDB)	ND	ug/L	0.020	0.020	1	04/27/11 15:18	04/27/11 22:18	106-93-4	
1-Chloro-2-bromopropane (S)	102	%	60-140		1	04/27/11 15:18	04/27/11 22:18	301-79-56	
8260 MSV Oxygenates	Analytical Method: EPA 8260								
tert-Amyl Alcohol	ND	ug/L	100	76.8	1		04/27/11 23:51	75-85-4	
tert-Amylmethyl ether	ND	ug/L	10.0	3.4	1		04/27/11 23:51	994-05-8	
Benzene	ND	ug/L	5.0	1.7	1		04/27/11 23:51	71-43-2	
3,3-Dimethyl-1-Butanol	ND	ug/L	100	32.1	1		04/27/11 23:51	624-95-3	
tert-Butyl Alcohol	ND	ug/L	100	57.7	1		04/27/11 23:51	75-65-0	
tert-Butyl Formate	ND	ug/L	50.0	7.3	1		04/27/11 23:51	762-75-4	
1,2-Dichloroethane	ND	ug/L	5.0	1.8	1		04/27/11 23:51	107-06-2	
Diisopropyl ether	ND	ug/L	5.0	1.7	1		04/27/11 23:51	108-20-3	
Ethanol	ND	ug/L	200	138	1		04/27/11 23:51	64-17-5	
Ethylbenzene	ND	ug/L	5.0	1.6	1		04/27/11 23:51	100-41-4	
Ethyl-tert-butyl ether	ND	ug/L	10.0	3.6	1		04/27/11 23:51	637-92-3	
Methyl-tert-butyl ether	ND	ug/L	5.0	1.7	1		04/27/11 23:51	1634-04-4	
Naphthalene	ND	ug/L	5.0	2.0	1		04/27/11 23:51	91-20-3	
Toluene	ND	ug/L	5.0	1.6	1		04/27/11 23:51	108-88-3	
Xylene (Total)	ND	ug/L	10.0	2.7	1		04/27/11 23:51	1330-20-7	
m&p-Xylene	ND	ug/L	10.0	3.1	1		04/27/11 23:51	179601-23-1	
o-Xylene	ND	ug/L	5.0	1.6	1		04/27/11 23:51	95-47-6	
Dibromofluoromethane (S)	97	%	70-130		1		04/27/11 23:51	1868-53-7	
Toluene-d8 (S)	98	%	70-130		1		04/27/11 23:51	2037-26-5	
4-Bromofluorobenzene (S)	104	%	70-130		1		04/27/11 23:51	460-00-4	
1,2-Dichloroethane-d4 (S)	100	%	70-130		1		04/27/11 23:51	17060-07-0	

This report shall not be reproduced, except in full,
without the written consent of Pace Analytical Services, Inc..

ACCREDITED IN ACCORDANCE WITH nelac

Pace Analytical®
www.pacelabs.com

Pace Analytical Services, Inc.
205 East Meadow Road - Suite A
Eden, NC 27288
(336)623-8921

Pace Analytical Services, Inc.
2225 Riverside Dr.
Asheville, NC 28804
(828)254-7176

Pace Analytical Services, Inc.
9800 Kincey Ave. Suite 100
Huntersville, NC 28078
(704)875-9092

ANALYTICAL RESULTS

Project: HEATH SELF SERVICE 08932
Pace Project No.: 9292627

Sample: MW-17R **Lab ID: 9292627017** Collected: 04/21/11 11:20 Received: 04/22/11 14:00 Matrix: Water

Parameters	Results	Units	Report Limit	MDL	DF	Prepared	Analyzed	CAS No.	Qual
8011 GCS EDB and DBCP	Analytical Method: EPA 8011 Preparation Method: EPA 8011								
1,2-Dibromoethane (EDB)	**0.14**	ug/L	0.019	0.019	1	04/27/11 15:18	04/27/11 22:36	106-93-4	
1-Chloro-2-bromopropane (S)	96	%	60-140		1	04/27/11 15:18	04/27/11 22:36	301-79-56	
8260 MSV Oxygenates	Analytical Method: EPA 8260								
tert-Amyl Alcohol	ND	ug/L	10000	7680	100		04/28/11 00:09	75-85-4	
tert-Amylmethyl ether	ND	ug/L	1000	340	100		04/28/11 00:09	994-05-8	
Benzene	**4750**	ug/L	500	170	100		04/28/11 00:09	71-43-2	
3,3-Dimethyl-1-Butanol	ND	ug/L	10000	3210	100		04/28/11 00:09	624-95-3	
tert-Butyl Alcohol	ND	ug/L	10000	5770	100		04/28/11 00:09	75-65-0	
tert-Butyl Formate	ND	ug/L	5000	730	100		04/28/11 00:09	762-75-4	
1,2-Dichloroethane	**185J**	ug/L	500	180	100		04/28/11 00:09	107-06-2	
Diisopropyl ether	ND	ug/L	500	170	100		04/28/11 00:09	108-20-3	
Ethanol	ND	ug/L	20000	13800	100		04/28/11 00:09	64-17-5	
Ethylbenzene	**937**	ug/L	500	160	100		04/28/11 00:09	100-41-4	
Ethyl-tert-butyl ether	ND	ug/L	1000	360	100		04/28/11 00:09	637-92-3	
Methyl-tert-butyl ether	ND	ug/L	500	170	100		04/28/11 00:09	1634-04-4	
Naphthalene	ND	ug/L	500	200	100		04/28/11 00:09	91-20-3	
Toluene	**7130**	ug/L	500	160	100		04/28/11 00:09	108-88-3	
Xylene (Total)	**3840**	ug/L	1000	270	100		04/28/11 00:09	1330-20-7	
m&p-Xylene	**2740**	ug/L	1000	310	100		04/28/11 00:09	179601-23-1	
o-Xylene	**1100**	ug/L	500	160	100		04/28/11 00:09	95-47-6	
Dibromofluoromethane (S)	101	%	70-130		100		04/28/11 00:09	1868-53-7	
Toluene-d8 (S)	97	%	70-130		100		04/28/11 00:09	2037-26-5	
4-Bromofluorobenzene (S)	99	%	70-130		100		04/28/11 00:09	460-00-4	
1,2-Dichloroethane-d4 (S)	98	%	70-130		100		04/28/11 00:09	17060-07-0	

This report shall not be reproduced, except in full,
without the written consent of Pace Analytical Services, Inc..

ACCREDITED IN ACCORDANCE WITH nelac

Pace Analytical®
www.pacelabs.com

Pace Analytical Services, Inc.
205 East Meadow Road - Suite A
Eden, NC 27288
(336)623-8921

Pace Analytical Services, Inc.
2225 Riverside Dr.
Asheville, NC 28804
(828)254-7176

Pace Analytical Services, Inc.
9800 Kincey Ave. Suite 100
Huntersville, NC 28078
(704)875-9092

ANALYTICAL RESULTS

Project: HEATH SELF SERVICE 08932
Pace Project No.: 9292627

Sample: MW-18 **Lab ID: 9292627018** Collected: 04/21/11 11:30 Received: 04/22/11 14:00 Matrix: Water

Parameters	Results	Units	Report Limit	MDL	DF	Prepared	Analyzed	CAS No.	Qual
8011 GCS EDB and DBCP	Analytical Method: EPA 8011 Preparation Method: EPA 8011								
1,2-Dibromoethane (EDB)	ND	ug/L	0.019	0.019	1	04/27/11 15:18	04/27/11 22:54	106-93-4	
1-Chloro-2-bromopropane (S)	105	%	60-140		1	04/27/11 15:18	04/27/11 22:54	301-79-56	
8260 MSV Oxygenates	Analytical Method: EPA 8260								
tert-Amyl Alcohol	ND	ug/L	100	76.8	1		04/28/11 00:27	75-85-4	
tert-Amylmethyl ether	ND	ug/L	10.0	3.4	1		04/28/11 00:27	994-05-8	
Benzene	ND	ug/L	5.0	1.7	1		04/28/11 00:27	71-43-2	
3,3-Dimethyl-1-Butanol	ND	ug/L	100	32.1	1		04/28/11 00:27	624-95-3	
tert-Butyl Alcohol	ND	ug/L	100	57.7	1		04/28/11 00:27	75-65-0	
tert-Butyl Formate	ND	ug/L	50.0	7.3	1		04/28/11 00:27	762-75-4	
1,2-Dichloroethane	ND	ug/L	5.0	1.8	1		04/28/11 00:27	107-06-2	
Diisopropyl ether	ND	ug/L	5.0	1.7	1		04/28/11 00:27	108-20-3	
Ethanol	ND	ug/L	200	138	1		04/28/11 00:27	64-17-5	
Ethylbenzene	ND	ug/L	5.0	1.6	1		04/28/11 00:27	100-41-4	
Ethyl-tert-butyl ether	ND	ug/L	10.0	3.6	1		04/28/11 00:27	637-92-3	
Methyl-tert-butyl ether	ND	ug/L	5.0	1.7	1		04/28/11 00:27	1634-04-4	
Naphthalene	ND	ug/L	5.0	2.0	1		04/28/11 00:27	91-20-3	
Toluene	ND	ug/L	5.0	1.6	1		04/28/11 00:27	108-88-3	
Xylene (Total)	ND	ug/L	10.0	2.7	1		04/28/11 00:27	1330-20-7	
m&p-Xylene	ND	ug/L	10.0	3.1	1		04/28/11 00:27	179601-23-1	
o-Xylene	ND	ug/L	5.0	1.6	1		04/28/11 00:27	95-47-6	
Dibromofluoromethane (S)	100	%	70-130		1		04/28/11 00:27	1868-53-7	
Toluene-d8 (S)	100	%	70-130		1		04/28/11 00:27	2037-26-5	
4-Bromofluorobenzene (S)	103	%	70-130		1		04/28/11 00:27	460-00-4	
1,2-Dichloroethane-d4 (S)	105	%	70-130		1		04/28/11 00:27	17060-07-0	

This report shall not be reproduced, except in full,
without the written consent of Pace Analytical Services, Inc..

ACCREDITED IN ACCORDANCE WITH nelac

Pace Analytical®
www.pacelabs.com

Pace Analytical Services, Inc.
205 East Meadow Road - Suite A
Eden, NC 27288
(336)623-8921

Pace Analytical Services, Inc.
2225 Riverside Dr.
Asheville, NC 28804
(828)254-7176

Pace Analytical Services, Inc.
9800 Kincey Ave. Suite 100
Huntersville, NC 28078
(704)875-9092

ANALYTICAL RESULTS

Project: HEATH SELF SERVICE 08932
Pace Project No.: 9292627

Sample: MW-19 **Lab ID: 9292627019** Collected: 04/21/11 10:59 Received: 04/22/11 14:00 Matrix: Water

Parameters	Results	Units	Report Limit	MDL	DF	Prepared	Analyzed	CAS No.	Qual
8011 GCS EDB and DBCP	Analytical Method: EPA 8011 Preparation Method: EPA 8011								
1,2-Dibromoethane (EDB)	ND	ug/L	0.020	0.020	1	04/27/11 15:18	04/27/11 23:13	106-93-4	
1-Chloro-2-bromopropane (S)	106	%	60-140		1	04/27/11 15:18	04/27/11 23:13	301-79-56	
8260 MSV Oxygenates	Analytical Method: EPA 8260								
tert-Amyl Alcohol	ND	ug/L	100	76.8	1		04/30/11 06:47	75-85-4	
tert-Amylmethyl ether	ND	ug/L	10.0	3.4	1		04/30/11 06:47	994-05-8	
Benzene	**24.6**	ug/L	5.0	1.7	1		04/30/11 06:47	71-43-2	
3,3-Dimethyl-1-Butanol	ND	ug/L	100	32.1	1		04/30/11 06:47	624-95-3	
tert-Butyl Alcohol	ND	ug/L	100	57.7	1		04/30/11 06:47	75-65-0	
tert-Butyl Formate	ND	ug/L	50.0	7.3	1		04/30/11 06:47	762-75-4	
1,2-Dichloroethane	ND	ug/L	5.0	1.8	1		04/30/11 06:47	107-06-2	
Diisopropyl ether	ND	ug/L	5.0	1.7	1		04/30/11 06:47	108-20-3	
Ethanol	ND	ug/L	200	138	1		04/30/11 06:47	64-17-5	
Ethylbenzene	ND	ug/L	5.0	1.6	1		04/30/11 06:47	100-41-4	
Ethyl-tert-butyl ether	ND	ug/L	10.0	3.6	1		04/30/11 06:47	637-92-3	
Methyl-tert-butyl ether	**5.3**	ug/L	5.0	1.7	1		04/30/11 06:47	1634-04-4	
Naphthalene	ND	ug/L	5.0	2.0	1		04/30/11 06:47	91-20-3	
Toluene	ND	ug/L	5.0	1.6	1		04/30/11 06:47	108-88-3	
Xylene (Total)	ND	ug/L	10.0	2.7	1		04/30/11 06:47	1330-20-7	
m&p-Xylene	ND	ug/L	10.0	3.1	1		04/30/11 06:47	179601-23-1	
o-Xylene	ND	ug/L	5.0	1.6	1		04/30/11 06:47	95-47-6	
Dibromofluoromethane (S)	104	%	70-130		1		04/30/11 06:47	1868-53-7	
Toluene-d8 (S)	101	%	70-130		1		04/30/11 06:47	2037-26-5	
4-Bromofluorobenzene (S)	95	%	70-130		1		04/30/11 06:47	460-00-4	
1,2-Dichloroethane-d4 (S)	105	%	70-130		1		04/30/11 06:47	17060-07-0	

This report shall not be reproduced, except in full,
without the written consent of Pace Analytical Services, Inc..

ACCREDITED IN ACCORDANCE WITH nelac

Pace Analytical®
www.pacelabs.com

Pace Analytical Services, Inc.
205 East Meadow Road - Suite A
Eden, NC 27288
(336)623-8921

Pace Analytical Services, Inc.
2225 Riverside Dr.
Asheville, NC 28804
(828)254-7176

Pace Analytical Services, Inc.
9800 Kincey Ave. Suite 100
Huntersville, NC 28078
(704)875-9092

ANALYTICAL RESULTS

Project: HEATH SELF SERVICE 08932
Pace Project No.: 9292627

Sample: MW-21 **Lab ID: 9292627020** Collected: 04/21/11 10:30 Received: 04/22/11 14:00 Matrix: Water

Parameters	Results	Units	Report Limit	MDL	DF	Prepared	Analyzed	CAS No.	Qual
8011 GCS EDB and DBCP	Analytical Method: EPA 8011 Preparation Method: EPA 8011								
1,2-Dibromoethane (EDB)	ND	ug/L	0.020	0.020	1	04/27/11 15:19	04/27/11 23:31	106-93-4	
1-Chloro-2-bromopropane (S)	96	%	60-140		1	04/27/11 15:19	04/27/11 23:31	301-79-56	
8260 MSV Oxygenates	Analytical Method: EPA 8260								
tert-Amyl Alcohol	ND	ug/L	5000	3840	50		04/28/11 10:09	75-85-4	
tert-Amylmethyl ether	ND	ug/L	500	170	50		04/28/11 10:09	994-05-8	
Benzene	ND	ug/L	250	85.0	50		04/28/11 10:09	71-43-2	
3,3-Dimethyl-1-Butanol	ND	ug/L	5000	1600	50		04/28/11 10:09	624-95-3	
tert-Butyl Alcohol	ND	ug/L	5000	2880	50		04/28/11 10:09	75-65-0	
tert-Butyl Formate	ND	ug/L	2500	365	50		04/28/11 10:09	762-75-4	
1,2-Dichloroethane	ND	ug/L	250	90.0	50		04/28/11 10:09	107-06-2	
Diisopropyl ether	ND	ug/L	250	85.0	50		04/28/11 10:09	108-20-3	
Ethanol	ND	ug/L	10000	6890	50		04/28/11 10:09	64-17-5	
Ethylbenzene	ND	ug/L	250	80.0	50		04/28/11 10:09	100-41-4	
Ethyl-tert-butyl ether	ND	ug/L	500	180	50		04/28/11 10:09	637-92-3	
Methyl-tert-butyl ether	ND	ug/L	250	85.0	50		04/28/11 10:09	1634-04-4	
Naphthalene	ND	ug/L	250	100	50		04/28/11 10:09	91-20-3	
Toluene	ND	ug/L	250	80.0	50		04/28/11 10:09	108-88-3	
Xylene (Total)	ND	ug/L	500	135	50		04/28/11 10:09	1330-20-7	
m&p-Xylene	ND	ug/L	500	155	50		04/28/11 10:09	179601-23-1	
o-Xylene	ND	ug/L	250	80.0	50		04/28/11 10:09	95-47-6	
Dibromofluoromethane (S)	108	%	70-130		50		04/28/11 10:09	1868-53-7	
Toluene-d8 (S)	97	%	70-130		50		04/28/11 10:09	2037-26-5	
4-Bromofluorobenzene (S)	91	%	70-130		50		04/28/11 10:09	460-00-4	
1,2-Dichloroethane-d4 (S)	98	%	70-130		50		04/28/11 10:09	17060-07-0	

This report shall not be reproduced, except in full,
without the written consent of Pace Analytical Services, Inc..

ACCREDITED IN ACCORDANCE WITH nelac

Pace Analytical®
www.pacelabs.com

Pace Analytical Services, Inc.
205 East Meadow Road - Suite A
Eden, NC 27288
(336)623-8921

Pace Analytical Services, Inc.
2225 Riverside Dr.
Asheville, NC 28804
(828)254-7176

Pace Analytical Services, Inc.
9800 Kincey Ave. Suite 100
Huntersville, NC 28078
(704)875-9092

ANALYTICAL RESULTS

Project: HEATH SELF SERVICE 08932
Pace Project No.: 9292627

Sample: MW-22 **Lab ID: 9292627021** Collected: 04/21/11 10:20 Received: 04/22/11 14:00 Matrix: Water

Parameters	Results	Units	Report Limit	MDL	DF	Prepared	Analyzed	CAS No.	Qual
8011 GCS EDB and DBCP	Analytical Method: EPA 8011 Preparation Method: EPA 8011								
1,2-Dibromoethane (EDB)	ND	ug/L	0.020	0.020	1	04/27/11 15:19	04/27/11 23:50	106-93-4	
1-Chloro-2-bromopropane (S)	94	%	60-140		1	04/27/11 15:19	04/27/11 23:50	301-79-56	
8260 MSV Oxygenates	Analytical Method: EPA 8260								
tert-Amyl Alcohol	ND	ug/L	200	154	2		04/28/11 10:27	75-85-4	
tert-Amylmethyl ether	ND	ug/L	20.0	6.8	2		04/28/11 10:27	994-05-8	
Benzene	ND	ug/L	10.0	3.4	2		04/28/11 10:27	71-43-2	
3,3-Dimethyl-1-Butanol	ND	ug/L	200	64.2	2		04/28/11 10:27	624-95-3	
tert-Butyl Alcohol	ND	ug/L	200	115	2		04/28/11 10:27	75-65-0	
tert-Butyl Formate	ND	ug/L	100	14.6	2		04/28/11 10:27	762-75-4	
1,2-Dichloroethane	ND	ug/L	10.0	3.6	2		04/28/11 10:27	107-06-2	
Diisopropyl ether	ND	ug/L	10.0	3.4	2		04/28/11 10:27	108-20-3	
Ethanol	ND	ug/L	400	276	2		04/28/11 10:27	64-17-5	
Ethylbenzene	ND	ug/L	10.0	3.2	2		04/28/11 10:27	100-41-4	
Ethyl-tert-butyl ether	ND	ug/L	20.0	7.2	2		04/28/11 10:27	637-92-3	
Methyl-tert-butyl ether	ND	ug/L	10.0	3.4	2		04/28/11 10:27	1634-04-4	
Naphthalene	ND	ug/L	10.0	4.0	2		04/28/11 10:27	91-20-3	
Toluene	ND	ug/L	10.0	3.2	2		04/28/11 10:27	108-88-3	
Xylene (Total)	ND	ug/L	20.0	5.4	2		04/28/11 10:27	1330-20-7	
m&p-Xylene	ND	ug/L	20.0	6.2	2		04/28/11 10:27	179601-23-1	
o-Xylene	ND	ug/L	10.0	3.2	2		04/28/11 10:27	95-47-6	
Dibromofluoromethane (S)	101	%	70-130		2		04/28/11 10:27	1868-53-7	
Toluene-d8 (S)	99	%	70-130		2		04/28/11 10:27	2037-26-5	
4-Bromofluorobenzene (S)	100	%	70-130		2		04/28/11 10:27	460-00-4	
1,2-Dichloroethane-d4 (S)	100	%	70-130		2		04/28/11 10:27	17060-07-0	

This report shall not be reproduced, except in full,
without the written consent of Pace Analytical Services, Inc..

ACCREDITED IN ACCORDANCE WITH nelac

Pace Analytical®
www.pacelabs.com

Pace Analytical Services, Inc.
205 East Meadow Road - Suite A
Eden, NC 27288
(336)623-8921

Pace Analytical Services, Inc.
2225 Riverside Dr.
Asheville, NC 28804
(828)254-7176

Pace Analytical Services, Inc.
9800 Kincey Ave. Suite 100
Huntersville, NC 28078
(704)875-9092

ANALYTICAL RESULTS

Project: HEATH SELF SERVICE 08932
Pace Project No.: 9292627

Sample: MW-23 **Lab ID: 9292627022** Collected: 04/21/11 10:10 Received: 04/22/11 14:00 Matrix: Water

Parameters	Results	Units	Report Limit	MDL	DF	Prepared	Analyzed	CAS No.	Qual
8011 GCS EDB and DBCP	Analytical Method: EPA 8011 Preparation Method: EPA 8011								
1,2-Dibromoethane (EDB)	ND	ug/L	0.020	0.020	1	04/27/11 15:19	04/28/11 00:08	106-93-4	
1-Chloro-2-bromopropane (S)	128	%	60-140		1	04/27/11 15:19	04/28/11 00:08	301-79-56	
8260 MSV Oxygenates	Analytical Method: EPA 8260								
tert-Amyl Alcohol	ND	ug/L	100	76.8	1		04/28/11 10:46	75-85-4	
tert-Amylmethyl ether	ND	ug/L	10.0	3.4	1		04/28/11 10:46	994-05-8	
Benzene	ND	ug/L	5.0	1.7	1		04/28/11 10:46	71-43-2	
3,3-Dimethyl-1-Butanol	ND	ug/L	100	32.1	1		04/28/11 10:46	624-95-3	
tert-Butyl Alcohol	ND	ug/L	100	57.7	1		04/28/11 10:46	75-65-0	
tert-Butyl Formate	ND	ug/L	50.0	7.3	1		04/28/11 10:46	762-75-4	
1,2-Dichloroethane	ND	ug/L	5.0	1.8	1		04/28/11 10:46	107-06-2	
Diisopropyl ether	ND	ug/L	5.0	1.7	1		04/28/11 10:46	108-20-3	
Ethanol	ND	ug/L	200	138	1		04/28/11 10:46	64-17-5	
Ethylbenzene	ND	ug/L	5.0	1.6	1		04/28/11 10:46	100-41-4	
Ethyl-tert-butyl ether	ND	ug/L	10.0	3.6	1		04/28/11 10:46	637-92-3	
Methyl-tert-butyl ether	ND	ug/L	5.0	1.7	1		04/28/11 10:46	1634-04-4	
Naphthalene	ND	ug/L	5.0	2.0	1		04/28/11 10:46	91-20-3	
Toluene	ND	ug/L	5.0	1.6	1		04/28/11 10:46	108-88-3	
Xylene (Total)	ND	ug/L	10.0	2.7	1		04/28/11 10:46	1330-20-7	
m&p-Xylene	ND	ug/L	10.0	3.1	1		04/28/11 10:46	179601-23-1	
o-Xylene	ND	ug/L	5.0	1.6	1		04/28/11 10:46	95-47-6	
Dibromofluoromethane (S)	95	%	70-130		1		04/28/11 10:46	1868-53-7	
Toluene-d8 (S)	97	%	70-130		1		04/28/11 10:46	2037-26-5	
4-Bromofluorobenzene (S)	99	%	70-130		1		04/28/11 10:46	460-00-4	
1,2-Dichloroethane-d4 (S)	95	%	70-130		1		04/28/11 10:46	17060-07-0	

This report shall not be reproduced, except in full,
without the written consent of Pace Analytical Services, Inc.,

ACCREDITED IN ACCORDANCE WITH nelac

Pace Analytical®
www.pacelabs.com

Pace Analytical Services, Inc.
205 East Meadow Road - Suite A
Eden, NC 27288
(336)623-8921

Pace Analytical Services, Inc.
2225 Riverside Dr.
Asheville, NC 28804
(828)254-7176

Pace Analytical Services, Inc.
9800 Kincey Ave. Suite 100
Huntersville, NC 28078
(704)875-9092

ANALYTICAL RESULTS

Project: HEATH SELF SERVICE 08932
Pace Project No.: 9292627

Sample: MW-25 **Lab ID: 9292627023** Collected: 04/21/11 11:15 Received: 04/22/11 14:00 Matrix: Water

Parameters	Results	Units	Report Limit	MDL	DF	Prepared	Analyzed	CAS No.	Qual
8011 GCS EDB and DBCP	Analytical Method: EPA 8011 Preparation Method: EPA 8011								
1,2-Dibromoethane (EDB)	ND	ug/L	0.020	0.020	1	04/27/11 15:19	04/28/11 00:27	106-93-4	
1-Chloro-2-bromopropane (S)	97	%	60-140		1	04/27/11 15:19	04/28/11 00:27	301-79-56	
8260 MSV Oxygenates	Analytical Method: EPA 8260								
tert-Amyl Alcohol	ND	ug/L	100	76.8	1		04/28/11 11:04	75-85-4	
tert-Amylmethyl ether	ND	ug/L	10.0	3.4	1		04/28/11 11:04	994-05-8	
Benzene	ND	ug/L	5.0	1.7	1		04/28/11 11:04	71-43-2	
3,3-Dimethyl-1-Butanol	ND	ug/L	100	32.1	1		04/28/11 11:04	624-95-3	
tert-Butyl Alcohol	ND	ug/L	100	57.7	1		04/28/11 11:04	75-65-0	
tert-Butyl Formate	ND	ug/L	50.0	7.3	1		04/28/11 11:04	762-75-4	
1,2-Dichloroethane	ND	ug/L	5.0	1.8	1		04/28/11 11:04	107-06-2	
Diisopropyl ether	ND	ug/L	5.0	1.7	1		04/28/11 11:04	108-20-3	
Ethanol	ND	ug/L	200	138	1		04/28/11 11:04	64-17-5	
Ethylbenzene	ND	ug/L	5.0	1.6	1		04/28/11 11:04	100-41-4	
Ethyl-tert-butyl ether	ND	ug/L	10.0	3.6	1		04/28/11 11:04	637-92-3	
Methyl-tert-butyl ether	ND	ug/L	5.0	1.7	1		04/28/11 11:04	1634-04-4	
Naphthalene	ND	ug/L	5.0	2.0	1		04/28/11 11:04	91-20-3	
Toluene	ND	ug/L	5.0	1.6	1		04/28/11 11:04	108-88-3	
Xylene (Total)	ND	ug/L	10.0	2.7	1		04/28/11 11:04	1330-20-7	
m&p-Xylene	ND	ug/L	10.0	3.1	1		04/28/11 11:04	179601-23-1	
o-Xylene	ND	ug/L	5.0	1.6	1		04/28/11 11:04	95-47-6	
Dibromofluoromethane (S)	101	%	70-130		1		04/28/11 11:04	1868-53-7	
Toluene-d8 (S)	98	%	70-130		1		04/28/11 11:04	2037-26-5	
4-Bromofluorobenzene (S)	99	%	70-130		1		04/28/11 11:04	460-00-4	
1,2-Dichloroethane-d4 (S)	96	%	70-130		1		04/28/11 11:04	17060-07-0	

This report shall not be reproduced, except in full,
without the written consent of Pace Analytical Services, Inc..

ACCREDITED IN ACCORDANCE WITH nelac

Pace Analytical®
www.pacelabs.com

Pace Analytical Services, Inc.
205 East Meadow Road - Suite A
Eden, NC 27288
(336)623-8921

Pace Analytical Services, Inc.
2225 Riverside Dr.
Asheville, NC 28804
(828)254-7176

Pace Analytical Services, Inc.
9800 Kincey Ave. Suite 100
Huntersville, NC 28078
(704)875-9092

ANALYTICAL RESULTS

Project: HEATH SELF SERVICE 08932
Pace Project No.: 9292627

Sample: MW-27 **Lab ID: 9292627024** Collected: 04/21/11 10:45 Received: 04/22/11 14:00 Matrix: Water

Parameters	Results	Units	Report Limit	MDL	DF	Prepared	Analyzed	CAS No.	Qual
8011 GCS EDB and DBCP	Analytical Method: EPA 8011 Preparation Method: EPA 8011								
1,2-Dibromoethane (EDB)	ND	ug/L	0.021	0.021	1	04/27/11 15:19	04/28/11 00:45	106-93-4	
1-Chloro-2-bromopropane (S)	106	%	60-140		1	04/27/11 15:19	04/28/11 00:45	301-79-56	
8260 MSV Oxygenates	Analytical Method: EPA 8260								
tert-Amyl Alcohol	ND	ug/L	100	76.8	1		04/28/11 22:53	75-85-4	
tert-Amylmethyl ether	ND	ug/L	10.0	3.4	1		04/28/11 22:53	994-05-8	
Benzene	ND	ug/L	5.0	1.7	1		04/28/11 22:53	71-43-2	
3,3-Dimethyl-1-Butanol	ND	ug/L	100	32.1	1		04/28/11 22:53	624-95-3	
tert-Butyl Alcohol	ND	ug/L	100	57.7	1		04/28/11 22:53	75-65-0	
tert-Butyl Formate	ND	ug/L	50.0	7.3	1		04/28/11 22:53	762-75-4	
1,2-Dichloroethane	ND	ug/L	5.0	1.8	1		04/28/11 22:53	107-06-2	
Diisopropyl ether	ND	ug/L	5.0	1.7	1		04/28/11 22:53	108-20-3	
Ethanol	ND	ug/L	200	138	1		04/28/11 22:53	64-17-5	
Ethylbenzene	ND	ug/L	5.0	1.6	1		04/28/11 22:53	100-41-4	
Ethyl-tert-butyl ether	ND	ug/L	10.0	3.6	1		04/28/11 22:53	637-92-3	
Methyl-tert-butyl ether	ND	ug/L	5.0	1.7	1		04/28/11 22:53	1634-04-4	
Naphthalene	ND	ug/L	5.0	2.0	1		04/28/11 22:53	91-20-3	
Toluene	ND	ug/L	5.0	1.6	1		04/28/11 22:53	108-88-3	
Xylene (Total)	ND	ug/L	10.0	2.7	1		04/28/11 22:53	1330-20-7	
m&p-Xylene	ND	ug/L	10.0	3.1	1		04/28/11 22:53	179601-23-1	
o-Xylene	ND	ug/L	5.0	1.6	1		04/28/11 22:53	95-47-6	
Dibromofluoromethane (S)	105	%	70-130		1		04/28/11 22:53	1868-53-7	
Toluene-d8 (S)	98	%	70-130		1		04/28/11 22:53	2037-26-5	
4-Bromofluorobenzene (S)	100	%	70-130		1		04/28/11 22:53	460-00-4	
1,2-Dichloroethane-d4 (S)	101	%	70-130		1		04/28/11 22:53	17060-07-0	

This report shall not be reproduced, except in full,
without the written consent of Pace Analytical Services, Inc..

ACCREDITED IN ACCORDANCE WITH nelac

Pace Analytical®
www.pacelabs.com

Pace Analytical Services, Inc.
205 East Meadow Road - Suite A
Eden, NC 27288
(336)623-8921

Pace Analytical Services, Inc.
2225 Riverside Dr.
Asheville, NC 28804
(828)254-7176

Pace Analytical Services, Inc.
9800 Kincey Ave. Suite 100
Huntersville, NC 28078
(704)875-9092

ANALYTICAL RESULTS

Project: HEATH SELF SERVICE 08932
Pace Project No.: 9292627

Sample: MW-28 **Lab ID: 9292627025** Collected: 04/21/11 10:45 Received: 04/22/11 14:00 Matrix: Water

Parameters	Results	Units	Report Limit	MDL	DF	Prepared	Analyzed	CAS No.	Qual
8011 GCS EDB and DBCP	Analytical Method: EPA 8011 Preparation Method: EPA 8011								
1,2-Dibromoethane (EDB)	ND	ug/L	0.019	0.019	1	04/27/11 15:19	04/28/11 01:03	106-93-4	
1-Chloro-2-bromopropane (S)	95	%	60-140		1	04/27/11 15:19	04/28/11 01:03	301-79-56	
8260 MSV Oxygenates	Analytical Method: EPA 8260								
tert-Amyl Alcohol	ND	ug/L	100	76.8	1		04/28/11 23:12	75-85-4	
tert-Amylmethyl ether	ND	ug/L	10.0	3.4	1		04/28/11 23:12	994-05-8	
Benzene	ND	ug/L	5.0	1.7	1		04/28/11 23:12	71-43-2	
3,3-Dimethyl-1-Butanol	ND	ug/L	100	32.1	1		04/28/11 23:12	624-95-3	
tert-Butyl Alcohol	ND	ug/L	100	57.7	1		04/28/11 23:12	75-65-0	
tert-Butyl Formate	ND	ug/L	50.0	7.3	1		04/28/11 23:12	762-75-4	
1,2-Dichloroethane	ND	ug/L	5.0	1.8	1		04/28/11 23:12	107-06-2	
Diisopropyl ether	ND	ug/L	5.0	1.7	1		04/28/11 23:12	108-20-3	
Ethanol	ND	ug/L	200	138	1		04/28/11 23:12	64-17-5	
Ethylbenzene	ND	ug/L	5.0	1.6	1		04/28/11 23:12	100-41-4	
Ethyl-tert-butyl ether	ND	ug/L	10.0	3.6	1		04/28/11 23:12	637-92-3	
Methyl-tert-butyl ether	ND	ug/L	5.0	1.7	1		04/28/11 23:12	1634-04-4	
Naphthalene	ND	ug/L	5.0	2.0	1		04/28/11 23:12	91-20-3	
Toluene	ND	ug/L	5.0	1.6	1		04/28/11 23:12	108-88-3	
Xylene (Total)	ND	ug/L	10.0	2.7	1		04/28/11 23:12	1330-20-7	
m&p-Xylene	ND	ug/L	10.0	3.1	1		04/28/11 23:12	179601-23-1	
o-Xylene	ND	ug/L	5.0	1.6	1		04/28/11 23:12	95-47-6	
Dibromofluoromethane (S)	103	%	70-130		1		04/28/11 23:12	1868-53-7	
Toluene-d8 (S)	98	%	70-130		1		04/28/11 23:12	2037-26-5	
4-Bromofluorobenzene (S)	103	%	70-130		1		04/28/11 23:12	460-00-4	
1,2-Dichloroethane-d4 (S)	105	%	70-130		1		04/28/11 23:12	17060-07-0	

This report shall not be reproduced, except in full,
without the written consent of Pace Analytical Services, Inc..

ACCREDITED IN ACCORDANCE WITH nelac

Pace Analytical®
www.pacelabs.com

Pace Analytical Services, Inc.
205 East Meadow Road - Suite A
Eden, NC 27288
(336)623-8921

Pace Analytical Services, Inc.
2225 Riverside Dr.
Asheville, NC 28804
(828)254-7176

Pace Analytical Services, Inc.
9800 Kincey Ave. Suite 100
Huntersville, NC 28078
(704)875-9092

QUALITY CONTROL DATA

Project: HEATH SELF SERVICE 08932
Pace Project No.: 9292627

QC Batch: OEXT/13353 Analysis Method: EPA 8011
QC Batch Method: EPA 8011 Analysis Description: GCS 8011 EDB DBCP
Associated Lab Samples: 9292627001, 9292627002, 9292627003, 9292627004, 9292627005, 9292627006, 9292627007, 9292627008, 9292627009, 9292627010

METHOD BLANK: 596091 Matrix: Water
Associated Lab Samples: 9292627001, 9292627002, 9292627003, 9292627004, 9292627005, 9292627006, 9292627007, 9292627008, 9292627009, 9292627010

Parameter	Units	Blank Result	Reporting Limit	Analyzed	Qualifiers
1,2-Dibromoethane (EDB)	ug/L	ND	0.020	04/26/11 01:12	
1-Chloro-2-bromopropane (S)	%	96	60-140	04/26/11 01:12	

LABORATORY CONTROL SAMPLE & LCSD: 596092 596093

Parameter	Units	Spike Conc.	LCS Result	LCSD Result	LCS % Rec	LCSD % Rec	% Rec Limits	RPD	Max RPD	Qualifiers
1,2-Dibromoethane (EDB)	ug/L	.28	0.30	0.31	106	108	60-140	2	20	
1-Chloro-2-bromopropane (S)	%				95	95	60-140			

MATRIX SPIKE & MATRIX SPIKE DUPLICATE: 596094 596095

Parameter	Units	9292627001 Result	MS Spike Conc.	MSD Spike Conc.	MS Result	MSD Result	MS % Rec	MSD % Rec	% Rec Limits	RPD	Max RPD	Qual
1,2-Dibromoethane (EDB)	ug/L	16.0	.28	.28	13.9	13.9	-724	-720	60-140	0	20	P6
1-Chloro-2-bromopropane (S)	%						99	99	60-140			

SAMPLE DUPLICATE: 596096

Parameter	Units	9292627002 Result	Dup Result	RPD	Max RPD	Qualifiers
1,2-Dibromoethane (EDB)	ug/L	ND	ND		20	
1-Chloro-2-bromopropane (S)	%	94	91	3		

This report shall not be reproduced, except in full,
without the written consent of Pace Analytical Services, Inc..

ACCREDITED IN ACCORDANCE WITH nelac

Pace Analytical®
www.pacelabs.com

Pace Analytical Services, Inc.
205 East Meadow Road - Suite A
Eden, NC 27288
(336)623-8921

Pace Analytical Services, Inc.
2225 Riverside Dr.
Asheville, NC 28804
(828)254-7176

Pace Analytical Services, Inc.
9800 Kincey Ave. Suite 100
Huntersville, NC 28078
(704)875-9092

QUALITY CONTROL DATA

Project: HEATH SELF SERVICE 08932
Pace Project No.: 9292627

QC Batch: OEXT/13379 Analysis Method: EPA 8011
QC Batch Method: EPA 8011 Analysis Description: GCS 8011 EDB DBCP
Associated Lab Samples: 9292627011, 9292627012, 9292627013, 9292627014, 9292627015, 9292627016, 9292627017, 9292627018, 9292627019, 9292627020, 9292627021, 9292627022, 9292627023, 9292627024, 9292627025

METHOD BLANK: 596938 Matrix: Water
Associated Lab Samples: 9292627011, 9292627012, 9292627013, 9292627014, 9292627015, 9292627016, 9292627017, 9292627018, 9292627019, 9292627020, 9292627021, 9292627022, 9292627023, 9292627024, 9292627025

Parameter	Units	Blank Result	Reporting Limit	Analyzed	Qualifiers
1,2-Dibromoethane (EDB)	ug/L	ND	0.020	04/27/11 18:55	
1-Chloro-2-bromopropane (S)	%	127	60-140	04/27/11 18:55	

LABORATORY CONTROL SAMPLE & LCSD: 596939 596940

Parameter	Units	Spike Conc.	LCS Result	LCSD Result	LCS % Rec	LCSD % Rec	% Rec Limits	RPD	Max RPD	Qualifiers
1,2-Dibromoethane (EDB)	ug/L	.28	0.45	0.33	158	114	60-140	32	20	L0,R1
1-Chloro-2-bromopropane (S)	%				134	102	60-140			

MATRIX SPIKE & MATRIX SPIKE DUPLICATE: 596941 596942

Parameter	Units	9292627014 Result	MS Spike Conc.	MSD Spike Conc.	MS Result	MSD Result	MS % Rec	MSD % Rec	% Rec Limits	RPD	Max RPD	Qual
1,2-Dibromoethane (EDB)	ug/L	ND	.28	.28	0.32	0.32	116	116	60-140	0	20	
1-Chloro-2-bromopropane (S)	%						106	105	60-140			

SAMPLE DUPLICATE: 596943

Parameter	Units	9292627015 Result	Dup Result	RPD	Max RPD	Qualifiers
1,2-Dibromoethane (EDB)	ug/L	ND	ND		20	
1-Chloro-2-bromopropane (S)	%	106	103	3		

This report shall not be reproduced, except in full,
without the written consent of Pace Analytical Services, Inc..

ACCREDITED IN ACCORDANCE WITH nelac

Pace Analytical®
www.pacelabs.com

Pace Analytical Services, Inc.
205 East Meadow Road - Suite A
Eden, NC 27288
(336)623-8921

Pace Analytical Services, Inc.
2225 Riverside Dr.
Asheville, NC 28804
(828)254-7176

Pace Analytical Services, Inc.
9800 Kincey Ave. Suite 100
Huntersville, NC 28078
(704)875-9092

QUALITY CONTROL DATA

Project: HEATH SELF SERVICE 08932
Pace Project No.: 9292627

QC Batch: MSV/14965 Analysis Method: EPA 8260
QC Batch Method: EPA 8260 Analysis Description: 8260 MSV Oxygenates SC
Associated Lab Samples: 9292627001, 9292627002, 9292627003, 9292627004, 9292627005

METHOD BLANK: 596680 Matrix: Water
Associated Lab Samples: 9292627001, 9292627002, 9292627003, 9292627004, 9292627005

Parameter	Units	Blank Result	Reporting Limit	Analyzed	Qualifiers
1,2-Dichloroethane	ug/L	ND	5.0	04/27/11 15:56	
3,3-Dimethyl-1-Butanol	ug/L	ND	100	04/27/11 15:56	
Benzene	ug/L	ND	5.0	04/27/11 15:56	
Diisopropyl ether	ug/L	ND	5.0	04/27/11 15:56	
Ethanol	ug/L	ND	200	04/27/11 15:56	
Ethyl-tert-butyl ether	ug/L	ND	10.0	04/27/11 15:56	
Ethylbenzene	ug/L	ND	5.0	04/27/11 15:56	
m&p-Xylene	ug/L	ND	10.0	04/27/11 15:56	
Methyl-tert-butyl ether	ug/L	ND	5.0	04/27/11 15:56	
Naphthalene	ug/L	ND	5.0	04/27/11 15:56	
o-Xylene	ug/L	ND	5.0	04/27/11 15:56	
tert-Amyl Alcohol	ug/L	ND	100	04/27/11 15:56	
tert-Amylmethyl ether	ug/L	ND	10.0	04/27/11 15:56	
tert-Butyl Alcohol	ug/L	ND	100	04/27/11 15:56	
tert-Butyl Formate	ug/L	ND	50.0	04/27/11 15:56	
Toluene	ug/L	ND	5.0	04/27/11 15:56	
Xylene (Total)	ug/L	ND	10.0	04/27/11 15:56	
1,2-Dichloroethane-d4 (S)	%	98	70-130	04/27/11 15:56	
4-Bromofluorobenzene (S)	%	100	70-130	04/27/11 15:56	
Dibromofluoromethane (S)	%	101	70-130	04/27/11 15:56	
Toluene-d8 (S)	%	97	70-130	04/27/11 15:56	

LABORATORY CONTROL SAMPLE: 596681

Parameter	Units	Spike Conc.	LCS Result	LCS % Rec	% Rec Limits	Qualifiers
1,2-Dichloroethane	ug/L	50	48.7	97	70-130	
3,3-Dimethyl-1-Butanol	ug/L	1000	909	91	70-130	
Benzene	ug/L	50	47.6	95	70-130	
Diisopropyl ether	ug/L	50	47.8	96	70-130	
Ethanol	ug/L	2000	2560	128	70-130	
Ethyl-tert-butyl ether	ug/L	100	84.0	84	70-130	
Ethylbenzene	ug/L	50	46.2	92	70-130	
m&p-Xylene	ug/L	100	90.3	90	70-130	
Methyl-tert-butyl ether	ug/L	50	52.2	104	70-130	
Naphthalene	ug/L	50	51.6	103	70-130	
o-Xylene	ug/L	50	46.3	93	70-130	
tert-Amyl Alcohol	ug/L	1000	894	89	70-130	
tert-Amylmethyl ether	ug/L	100	96.4	96	70-130	
tert-Butyl Alcohol	ug/L	500	505	101	70-130	
tert-Butyl Formate	ug/L	400	336	84	70-130	
Toluene	ug/L	50	47.8	96	70-130	

This report shall not be reproduced, except in full,
without the written consent of Pace Analytical Services, Inc..

ACCREDITED IN ACCORDANCE WITH nelac

Pace Analytical®
www.pacelabs.com

Pace Analytical Services, Inc.
205 East Meadow Road - Suite A
Eden, NC 27288
(336)623-8921

Pace Analytical Services, Inc.
2225 Riverside Dr.
Asheville, NC 28804
(828)254-7176

Pace Analytical Services, Inc.
9800 Kincey Ave. Suite 100
Huntersville, NC 28078
(704)875-9092

QUALITY CONTROL DATA

Project: HEATH SELF SERVICE 08932
Pace Project No.: 9292627

LABORATORY CONTROL SAMPLE: 596681

Parameter	Units	Spike Conc.	LCS Result	LCS % Rec	% Rec Limits	Qualifiers
Xylene (Total)	ug/L	150	137	91	70-130	
1,2-Dichloroethane-d4 (S)	%			96	70-130	
4-Bromofluorobenzene (S)	%			95	70-130	
Dibromofluoromethane (S)	%			100	70-130	
Toluene-d8 (S)	%			97	70-130	

MATRIX SPIKE & MATRIX SPIKE DUPLICATE: 596682 596683

Parameter	Units	9292453006 Result	MS Spike Conc.	MSD Spike Conc.	MS Result	MSD Result	MS % Rec	MSD % Rec	% Rec Limits	RPD	Max RPD	Qual
1,2-Dichloroethane	ug/L	ND	50	50	57.0	54.7	114	109	70-130	4	30	
3,3-Dimethyl-1-Butanol	ug/L	ND	1000	1000	1010	1070	101	107	70-130	6	30	
Benzene	ug/L	ND	50	50	53.4	50.9	107	102	70-130	5	30	
Diisopropyl ether	ug/L	ND	50	50	51.4	50.6	103	101	70-130	2	30	
Ethanol	ug/L	ND	2000	2000	1220	3030	61	151	70-130	85	30	M0,R1
Ethyl-tert-butyl ether	ug/L	ND	100	100	93.6	88.8	94	89	70-130	5	30	
Ethylbenzene	ug/L	ND	50	50	52.1	50.5	104	101	70-130	3	30	
m&p-Xylene	ug/L	ND	100	100	101	99.2	101	99	70-130	2	30	
Methyl-tert-butyl ether	ug/L	ND	50	50	59.3	56.7	119	113	70-130	4	30	
Naphthalene	ug/L	ND	50	50	50.8	54.2	102	108	70-130	7	30	
o-Xylene	ug/L	ND	50	50	52.5	49.5	105	99	70-130	6	30	
tert-Amyl Alcohol	ug/L	ND	1000	1000	1020	1060	102	106	70-130	4	30	
tert-Amylmethyl ether	ug/L	ND	100	100	105	102	105	102	70-130	4	30	
tert-Butyl Alcohol	ug/L	ND	500	500	512	561	102	112	70-130	9	30	
tert-Butyl Formate	ug/L	ND	400	400	ND	ND	0	0	70-130		30	P5
Toluene	ug/L	ND	50	50	52.3	51.2	105	102	70-130	2	30	
1,2-Dichloroethane-d4 (S)	%						100	100	70-130			
4-Bromofluorobenzene (S)	%						105	104	70-130			
Dibromofluoromethane (S)	%						101	100	70-130			
Toluene-d8 (S)	%						100	97	70-130			

This report shall not be reproduced, except in full,
without the written consent of Pace Analytical Services, Inc..

ACCREDITED IN ACCORDANCE WITH nelac

Pace Analytical®
www.pacelabs.com

Pace Analytical Services, Inc.
205 East Meadow Road - Suite A
Eden, NC 27288
(336)623-8921

Pace Analytical Services, Inc.
2225 Riverside Dr.
Asheville, NC 28804
(828)254-7176

Pace Analytical Services, Inc.
9800 Kincey Ave. Suite 100
Huntersville, NC 28078
(704)875-9092

QUALITY CONTROL DATA

Project: HEATH SELF SERVICE 08932
Pace Project No.: 9292627

QC Batch: MSV/14966 Analysis Method: EPA 8260
QC Batch Method: EPA 8260 Analysis Description: 8260 MSV Oxygenates SC
Associated Lab Samples: 9292627006, 9292627007, 9292627008, 9292627009, 9292627010, 9292627011, 9292627012, 9292627013, 9292627014, 9292627015, 9292627016, 9292627017, 9292627018

METHOD BLANK: 596690 Matrix: Water
Associated Lab Samples: 9292627006, 9292627007, 9292627008, 9292627009, 9292627010, 9292627011, 9292627012, 9292627013, 9292627014, 9292627015, 9292627016, 9292627017, 9292627018

Parameter	Units	Blank Result	Reporting Limit	Analyzed	Qualifiers
1,2-Dichloroethane	ug/L	ND	5.0	04/27/11 16:14	
3,3-Dimethyl-1-Butanol	ug/L	ND	100	04/27/11 16:14	
Benzene	ug/L	ND	5.0	04/27/11 16:14	
Diisopropyl ether	ug/L	ND	5.0	04/27/11 16:14	
Ethanol	ug/L	ND	200	04/27/11 16:14	
Ethyl-tert-butyl ether	ug/L	ND	10.0	04/27/11 16:14	
Ethylbenzene	ug/L	ND	5.0	04/27/11 16:14	
m&p-Xylene	ug/L	ND	10.0	04/27/11 16:14	
Methyl-tert-butyl ether	ug/L	ND	5.0	04/27/11 16:14	
Naphthalene	ug/L	ND	5.0	04/27/11 16:14	
o-Xylene	ug/L	ND	5.0	04/27/11 16:14	
tert-Amyl Alcohol	ug/L	ND	100	04/27/11 16:14	
tert-Amylmethyl ether	ug/L	ND	10.0	04/27/11 16:14	
tert-Butyl Alcohol	ug/L	ND	100	04/27/11 16:14	
tert-Butyl Formate	ug/L	ND	50.0	04/27/11 16:14	
Toluene	ug/L	ND	5.0	04/27/11 16:14	
Xylene (Total)	ug/L	ND	10.0	04/27/11 16:14	
1,2-Dichloroethane-d4 (S)	%	99	70-130	04/27/11 16:14	
4-Bromofluorobenzene (S)	%	100	70-130	04/27/11 16:14	
Dibromofluoromethane (S)	%	100	70-130	04/27/11 16:14	
Toluene-d8 (S)	%	97	70-130	04/27/11 16:14	

LABORATORY CONTROL SAMPLE: 596691

Parameter	Units	Spike Conc.	LCS Result	LCS % Rec	% Rec Limits	Qualifiers
1,2-Dichloroethane	ug/L	50	55.1	110	70-130	
3,3-Dimethyl-1-Butanol	ug/L	1000	1040	104	70-130	
Benzene	ug/L	50	54.0	108	70-130	
Diisopropyl ether	ug/L	50	55.0	110	70-130	
Ethanol	ug/L	2000	3240	162	70-130	L3
Ethyl-tert-butyl ether	ug/L	100	94.9	95	70-130	
Ethylbenzene	ug/L	50	52.5	105	70-130	
m&p-Xylene	ug/L	100	103	103	70-130	
Methyl-tert-butyl ether	ug/L	50	57.3	115	70-130	
Naphthalene	ug/L	50	54.5	109	70-130	
o-Xylene	ug/L	50	52.9	106	70-130	
tert-Amyl Alcohol	ug/L	1000	1060	106	70-130	
tert-Amylmethyl ether	ug/L	100	107	107	70-130	
tert-Butyl Alcohol	ug/L	500	567	113	70-130	
tert-Butyl Formate	ug/L	400	379	95	70-130	

This report shall not be reproduced, except in full,
without the written consent of Pace Analytical Services, Inc..

ACCREDITED IN ACCORDANCE WITH nelac

Pace Analytical®
www.pacelabs.com

Pace Analytical Services, Inc.
205 East Meadow Road - Suite A
Eden, NC 27288
(336)623-8921

Pace Analytical Services, Inc.
2225 Riverside Dr.
Asheville, NC 28804
(828)254-7176

Pace Analytical Services, Inc.
9800 Kincey Ave. Suite 100
Huntersville, NC 28078
(704)875-9092

QUALITY CONTROL DATA

Project: HEATH SELF SERVICE 08932
Pace Project No.: 9292627

LABORATORY CONTROL SAMPLE: 596691

Parameter	Units	Spike Conc.	LCS Result	LCS % Rec	% Rec Limits	Qualifiers
Toluene	ug/L	50	54.9	110	70-130	
Xylene (Total)	ug/L	150	156	104	70-130	
1,2-Dichloroethane-d4 (S)	%			93	70-130	
4-Bromofluorobenzene (S)	%			100	70-130	
Dibromofluoromethane (S)	%			99	70-130	
Toluene-d8 (S)	%			98	70-130	

MATRIX SPIKE & MATRIX SPIKE DUPLICATE: 596692 596693

Parameter	Units	9292627006 Result	MS Spike Conc.	MSD Spike Conc.	MS Result	MSD Result	MS % Rec	MSD % Rec	% Rec Limits	RPD	Max RPD	Qual
1,2-Dichloroethane	ug/L	ND	50	50	53.4	54.4	107	109	70-130	2	30	
3,3-Dimethyl-1-Butanol	ug/L	ND	1000	1000	1040	1040	104	104	70-130	0	30	
Benzene	ug/L	ND	50	50	53.1	51.5	106	103	70-130	3	30	
Diisopropyl ether	ug/L	ND	50	50	52.0	54.2	104	108	70-130	4	30	
Ethanol	ug/L	ND	2000	2000	3020	3190	151	159	70-130	5	30	M0
Ethyl-tert-butyl ether	ug/L	ND	100	100	90.7	91.4	91	91	70-130	1	30	
Ethylbenzene	ug/L	ND	50	50	50.9	48.3	100	94	70-130	5	30	
m&p-Xylene	ug/L	ND	100	100	100	94.0	100	94	70-130	6	30	
Methyl-tert-butyl ether	ug/L	ND	50	50	55.9	60.4	112	121	70-130	8	30	
Naphthalene	ug/L	ND	50	50	52.5	52.3	105	105	70-130	0	30	
o-Xylene	ug/L	ND	50	50	50.7	48.5	101	97	70-130	5	30	
tert-Amyl Alcohol	ug/L	ND	1000	1000	1030	1120	103	112	70-130	9	30	
tert-Amylmethyl ether	ug/L	ND	100	100	104	105	104	105	70-130	1	30	
tert-Butyl Alcohol	ug/L	ND	500	500	552	595	110	119	70-130	8	30	
tert-Butyl Formate	ug/L	ND	400	400	ND	ND	0	0	70-130		30	P5
Toluene	ug/L	ND	50	50	52.3	52.1	104	104	70-130	0	30	
1,2-Dichloroethane-d4 (S)	%						99	98	70-130			
4-Bromofluorobenzene (S)	%						104	103	70-130			
Dibromofluoromethane (S)	%						104	102	70-130			
Toluene-d8 (S)	%						98	98	70-130			

This report shall not be reproduced, except in full,
without the written consent of Pace Analytical Services, Inc..

ACCREDITED IN ACCORDANCE WITH nelac

Pace Analytical®
www.pacelabs.com

Pace Analytical Services, Inc.
205 East Meadow Road - Suite A
Eden, NC 27288
(336)623-8921

Pace Analytical Services, Inc.
2225 Riverside Dr.
Asheville, NC 28804
(828)254-7176

Pace Analytical Services, Inc.
9800 Kincey Ave. Suite 100
Huntersville, NC 28078
(704)875-9092

QUALITY CONTROL DATA

Project: HEATH SELF SERVICE 08932
Pace Project No.: 9292627

QC Batch: MSV/14989 Analysis Method: EPA 8260
QC Batch Method: EPA 8260 Analysis Description: 8260 MSV Oxygenates SC
Associated Lab Samples: 9292627020, 9292627021, 9292627022, 9292627023

METHOD BLANK: 597143 Matrix: Water
Associated Lab Samples: 9292627020, 9292627021, 9292627022, 9292627023

Parameter	Units	Blank Result	Reporting Limit	Analyzed	Qualifiers
1,2-Dichloroethane	ug/L	ND	5.0	04/28/11 03:47	
3,3-Dimethyl-1-Butanol	ug/L	ND	100	04/28/11 03:47	
Benzene	ug/L	ND	5.0	04/28/11 03:47	
Diisopropyl ether	ug/L	ND	5.0	04/28/11 03:47	
Ethanol	ug/L	ND	200	04/28/11 03:47	
Ethyl-tert-butyl ether	ug/L	ND	10.0	04/28/11 03:47	
Ethylbenzene	ug/L	ND	5.0	04/28/11 03:47	
m&p-Xylene	ug/L	ND	10.0	04/28/11 03:47	
Methyl-tert-butyl ether	ug/L	ND	5.0	04/28/11 03:47	
Naphthalene	ug/L	ND	5.0	04/28/11 03:47	
o-Xylene	ug/L	ND	5.0	04/28/11 03:47	
tert-Amyl Alcohol	ug/L	ND	100	04/28/11 03:47	
tert-Amylmethyl ether	ug/L	ND	10.0	04/28/11 03:47	
tert-Butyl Alcohol	ug/L	ND	100	04/28/11 03:47	
tert-Butyl Formate	ug/L	ND	50.0	04/28/11 03:47	
Toluene	ug/L	ND	5.0	04/28/11 03:47	
Xylene (Total)	ug/L	ND	10.0	04/28/11 03:47	
1,2-Dichloroethane-d4 (S)	%	97	70-130	04/28/11 03:47	
4-Bromofluorobenzene (S)	%	99	70-130	04/28/11 03:47	
Dibromofluoromethane (S)	%	103	70-130	04/28/11 03:47	
Toluene-d8 (S)	%	102	70-130	04/28/11 03:47	

LABORATORY CONTROL SAMPLE: 597144

Parameter	Units	Spike Conc.	LCS Result	LCS % Rec	% Rec Limits	Qualifiers
1,2-Dichloroethane	ug/L	50	50.6	101	70-130	
3,3-Dimethyl-1-Butanol	ug/L	1000	1050	105	70-130	
Benzene	ug/L	50	46.5	93	70-130	
Diisopropyl ether	ug/L	50	48.1	96	70-130	
Ethanol	ug/L	2000	2620	131	70-130	L3
Ethyl-tert-butyl ether	ug/L	100	84.5	84	70-130	
Ethylbenzene	ug/L	50	44.3	89	70-130	
m&p-Xylene	ug/L	100	88.6	89	70-130	
Methyl-tert-butyl ether	ug/L	50	52.9	106	70-130	
Naphthalene	ug/L	50	50.4	101	70-130	
o-Xylene	ug/L	50	45.6	91	70-130	
tert-Amyl Alcohol	ug/L	1000	1070	107	70-130	
tert-Amylmethyl ether	ug/L	100	97.1	97	70-130	
tert-Butyl Alcohol	ug/L	500	555	111	70-130	
tert-Butyl Formate	ug/L	400	355	89	70-130	
Toluene	ug/L	50	48.6	97	70-130	

This report shall not be reproduced, except in full,
without the written consent of Pace Analytical Services, Inc..

ACCREDITED IN ACCORDANCE WITH nelac

Pace Analytical®
www.pacelabs.com

Pace Analytical Services, Inc.
205 East Meadow Road - Suite A
Eden, NC 27288
(336)623-8921

Pace Analytical Services, Inc.
2225 Riverside Dr.
Asheville, NC 28804
(828)254-7176

Pace Analytical Services, Inc.
9800 Kincey Ave. Suite 100
Huntersville, NC 28078
(704)875-9092

QUALITY CONTROL DATA

Project: HEATH SELF SERVICE 08932
Pace Project No.: 9292627

LABORATORY CONTROL SAMPLE: 597144

Parameter	Units	Spike Conc.	LCS Result	LCS % Rec	% Rec Limits	Qualifiers
Xylene (Total)	ug/L	150	134	89	70-130	
1,2-Dichloroethane-d4 (S)	%			96	70-130	
4-Bromofluorobenzene (S)	%			98	70-130	
Dibromofluoromethane (S)	%			95	70-130	
Toluene-d8 (S)	%			98	70-130	

MATRIX SPIKE & MATRIX SPIKE DUPLICATE: 597145 597146

Parameter	Units	9292453003 Result	MS Spike Conc.	MSD Spike Conc.	MS Result	MSD Result	MS % Rec	MSD % Rec	% Rec Limits	RPD	Max RPD	Qual
1,2-Dichloroethane	ug/L	ND	50	50	52.3	53.0	105	106	70-130	1	30	
3,3-Dimethyl-1-Butanol	ug/L	ND	1000	1000	939	976	94	98	70-130	4	30	
Benzene	ug/L	ND	50	50	53.2	51.8	106	104	70-130	3	30	
Diisopropyl ether	ug/L	ND	50	50	52.5	51.8	105	104	70-130	1	30	
Ethanol	ug/L	ND	2000	2000	2960	3190	148	159	70-130	7	30	M0
Ethyl-tert-butyl ether	ug/L	ND	100	100	90.5	89.5	90	90	70-130	1	30	
Ethylbenzene	ug/L	ND	50	50	49.8	46.3	99	92	70-130	7	30	
m&p-Xylene	ug/L	ND	100	100	98.9	91.8	98	91	70-130	7	30	
Methyl-tert-butyl ether	ug/L	ND	50	50	58.2	55.9	112	107	70-130	4	30	
Naphthalene	ug/L	ND	50	50	51.7	49.5	103	99	70-130	4	30	
o-Xylene	ug/L	ND	50	50	47.7	46.7	95	93	70-130	2	30	
tert-Amyl Alcohol	ug/L	ND	1000	1000	977	1120	98	112	70-130	13	30	
tert-Amylmethyl ether	ug/L	ND	100	100	101	101	101	101	70-130	0	30	
tert-Butyl Alcohol	ug/L	ND	500	500	517	547	103	109	70-130	6	30	
tert-Butyl Formate	ug/L	ND	400	400	ND	ND	0	0	70-130		30	P5
Toluene	ug/L	ND	50	50	53.3	51.7	105	101	70-130	3	30	
1,2-Dichloroethane-d4 (S)	%						96	96	70-130			
4-Bromofluorobenzene (S)	%						103	98	70-130			
Dibromofluoromethane (S)	%						95	106	70-130			
Toluene-d8 (S)	%						101	101	70-130			

This report shall not be reproduced, except in full,
without the written consent of Pace Analytical Services, Inc..

ACCREDITED IN ACCORDANCE WITH nelac

Pace Analytical®
www.pacelabs.com

Pace Analytical Services, Inc.
205 East Meadow Road - Suite A
Eden, NC 27288
(336)623-8921

Pace Analytical Services, Inc.
2225 Riverside Dr.
Asheville, NC 28804
(828)254-7176

Pace Analytical Services, Inc.
9800 Kincey Ave. Suite 100
Huntersville, NC 28078
(704)875-9092

QUALITY CONTROL DATA

Project: HEATH SELF SERVICE 08932
Pace Project No.: 9292627

QC Batch: MSV/14991
QC Batch Method: EPA 8260
Analysis Method: EPA 8260
Analysis Description: 8260 MSV Oxygenates SC
Associated Lab Samples: 9292627024, 9292627025

METHOD BLANK: 597150
Matrix: Water
Associated Lab Samples: 9292627024, 9292627025

Parameter	Units	Blank Result	Reporting Limit	Analyzed	Qualifiers
1,2-Dichloroethane	ug/L	ND	5.0	04/28/11 20:45	
3,3-Dimethyl-1-Butanol	ug/L	ND	100	04/28/11 20:45	
Benzene	ug/L	ND	5.0	04/28/11 20:45	
Diisopropyl ether	ug/L	ND	5.0	04/28/11 20:45	
Ethanol	ug/L	ND	200	04/28/11 20:45	
Ethyl-tert-butyl ether	ug/L	ND	10.0	04/28/11 20:45	
Ethylbenzene	ug/L	ND	5.0	04/28/11 20:45	
m&p-Xylene	ug/L	ND	10.0	04/28/11 20:45	
Methyl-tert-butyl ether	ug/L	ND	5.0	04/28/11 20:45	
Naphthalene	ug/L	ND	5.0	04/28/11 20:45	
o-Xylene	ug/L	ND	5.0	04/28/11 20:45	
tert-Amyl Alcohol	ug/L	ND	100	04/28/11 20:45	
tert-Amylmethyl ether	ug/L	ND	10.0	04/28/11 20:45	
tert-Butyl Alcohol	ug/L	ND	100	04/28/11 20:45	
tert-Butyl Formate	ug/L	ND	50.0	04/28/11 20:45	
Toluene	ug/L	ND	5.0	04/28/11 20:45	
Xylene (Total)	ug/L	ND	10.0	04/28/11 20:45	
1,2-Dichloroethane-d4 (S)	%	100	70-130	04/28/11 20:45	
4-Bromofluorobenzene (S)	%	103	70-130	04/28/11 20:45	
Dibromofluoromethane (S)	%	102	70-130	04/28/11 20:45	
Toluene-d8 (S)	%	96	70-130	04/28/11 20:45	

LABORATORY CONTROL SAMPLE: 597151

Parameter	Units	Spike Conc.	LCS Result	LCS % Rec	% Rec Limits	Qualifiers
1,2-Dichloroethane	ug/L	50	48.2	96	70-130	
3,3-Dimethyl-1-Butanol	ug/L	1000	1040	104	70-130	
Benzene	ug/L	50	44.5	89	70-130	
Diisopropyl ether	ug/L	50	48.0	96	70-130	
Ethanol	ug/L	2000	2780	139	70-130	L3
Ethyl-tert-butyl ether	ug/L	100	99.9	100	70-130	
Ethylbenzene	ug/L	50	48.7	97	70-130	
m&p-Xylene	ug/L	100	98.9	99	70-130	
Methyl-tert-butyl ether	ug/L	50	48.4	97	70-130	
Naphthalene	ug/L	50	48.6	97	70-130	
o-Xylene	ug/L	50	49.7	99	70-130	
tert-Amyl Alcohol	ug/L	1000	971	97	70-130	
tert-Amylmethyl ether	ug/L	100	96.5	96	70-130	
tert-Butyl Alcohol	ug/L	500	596	119	70-130	
tert-Butyl Formate	ug/L	400	409	102	70-130	
Toluene	ug/L	50	46.3	93	70-130	

This report shall not be reproduced, except in full,
without the written consent of Pace Analytical Services, Inc..

ACCREDITED IN ACCORDANCE WITH nelac

Pace Analytical®
www.pacelabs.com

Pace Analytical Services, Inc.
205 East Meadow Road - Suite A
Eden, NC 27288
(336)623-8921

Pace Analytical Services, Inc.
2225 Riverside Dr.
Asheville, NC 28804
(828)254-7176

Pace Analytical Services, Inc.
9800 Kincey Ave. Suite 100
Huntersville, NC 28078
(704)875-9092

QUALITY CONTROL DATA

Project: HEATH SELF SERVICE 08932
Pace Project No.: 9292627

LABORATORY CONTROL SAMPLE: 597151

Parameter	Units	Spike Conc.	LCS Result	LCS % Rec	% Rec Limits	Qualifiers
Xylene (Total)	ug/L	150	149	99	70-130	
1,2-Dichloroethane-d4 (S)	%			100	70-130	
4-Bromofluorobenzene (S)	%			104	70-130	
Dibromofluoromethane (S)	%			102	70-130	
Toluene-d8 (S)	%			101	70-130	

MATRIX SPIKE & MATRIX SPIKE DUPLICATE: 597152 597153

Parameter	Units	9292598008 Result	MS Spike Conc.	MSD Spike Conc.	MS Result	MSD Result	MS % Rec	MSD % Rec	% Rec Limits	RPD	Max RPD	Qual
1,2-Dichloroethane	ug/L	ND	50	50	40.3	40.4	81	81	70-130	0	30	
3,3-Dimethyl-1-Butanol	ug/L	ND	1000	1000	632	872	63	87	70-130	32	30	M0,R1
Benzene	ug/L	2.0J	50	50	38.6	38.3	73	73	70-130	1	30	
Diisopropyl ether	ug/L	ND	50	50	39.1	38.6	78	77	70-130	1	30	
Ethanol	ug/L	ND	2000	2000	962	2200	48	110	70-130	78	30	M0,R1
Ethyl-tert-butyl ether	ug/L	23.9	100	100	62.9	60.2	39	36	70-130	4	30	M0
Ethylbenzene	ug/L	ND	50	50	42.5	47.8	84	95	70-130	12	30	
m&p-Xylene	ug/L	ND	100	100	88.6	95.1	88	95	70-130	7	30	
Methyl-tert-butyl ether	ug/L	44.9	50	50	80.7	75.9	71	62	70-130	6	30	M0
Naphthalene	ug/L	13.2	50	50	57.7	58.6	89	91	70-130	2	30	
o-Xylene	ug/L	ND	50	50	44.5	47.5	89	95	70-130	7	30	
tert-Amyl Alcohol	ug/L	ND	1000	1000	869	1160	84	114	70-130	29	30	
tert-Amylmethyl ether	ug/L	25.4	100	100	65.0	65.3	40	40	70-130	0	30	M0
tert-Butyl Alcohol	ug/L	ND	500	500	475	652	95	130	70-130	31	30	R1
tert-Butyl Formate	ug/L	ND	400	400	ND	ND	0	0	70-130		30	P5
Toluene	ug/L	ND	50	50	41.9	42.0	83	84	70-130	0	30	
1,2-Dichloroethane-d4 (S)	%						99	95	70-130			
4-Bromofluorobenzene (S)	%						91	104	70-130			
Dibromofluoromethane (S)	%						106	104	70-130			
Toluene-d8 (S)	%						98	100	70-130			

This report shall not be reproduced, except in full,
without the written consent of Pace Analytical Services, Inc..

ACCREDITED IN ACCORDANCE WITH nelac

Pace Analytical®
www.pacelabs.com

Pace Analytical Services, Inc.
205 East Meadow Road - Suite A
Eden, NC 27288
(336)623-8921

Pace Analytical Services, Inc.
2225 Riverside Dr.
Asheville, NC 28804
(828)254-7176

Pace Analytical Services, Inc.
9800 Kincey Ave. Suite 100
Huntersville, NC 28078
(704)875-9092

QUALITY CONTROL DATA

Project: HEATH SELF SERVICE 08932
Pace Project No.: 9292627

QC Batch: MSV/15026
QC Batch Method: EPA 8260
Analysis Method: EPA 8260
Analysis Description: 8260 MSV Oxygenates SC
Associated Lab Samples: 9292627019

METHOD BLANK: 598851
Matrix: Water
Associated Lab Samples: 9292627019

Parameter	Units	Blank Result	Reporting Limit	Analyzed	Qualifiers
1,2-Dichloroethane	ug/L	ND	5.0	04/30/11 05:52	
3,3-Dimethyl-1-Butanol	ug/L	ND	100	04/30/11 05:52	
Benzene	ug/L	ND	5.0	04/30/11 05:52	
Diisopropyl ether	ug/L	ND	5.0	04/30/11 05:52	
Ethanol	ug/L	ND	200	04/30/11 05:52	
Ethyl-tert-butyl ether	ug/L	ND	10.0	04/30/11 05:52	
Ethylbenzene	ug/L	ND	5.0	04/30/11 05:52	
m&p-Xylene	ug/L	ND	10.0	04/30/11 05:52	
Methyl-tert-butyl ether	ug/L	ND	5.0	04/30/11 05:52	
Naphthalene	ug/L	ND	5.0	04/30/11 05:52	
o-Xylene	ug/L	ND	5.0	04/30/11 05:52	
tert-Amyl Alcohol	ug/L	ND	100	04/30/11 05:52	
tert-Amylmethyl ether	ug/L	ND	10.0	04/30/11 05:52	
tert-Butyl Alcohol	ug/L	ND	100	04/30/11 05:52	
tert-Butyl Formate	ug/L	ND	50.0	04/30/11 05:52	
Toluene	ug/L	ND	5.0	04/30/11 05:52	
Xylene (Total)	ug/L	ND	10.0	04/30/11 05:52	
1,2-Dichloroethane-d4 (S)	%	102	70-130	04/30/11 05:52	
4-Bromofluorobenzene (S)	%	99	70-130	04/30/11 05:52	
Dibromofluoromethane (S)	%	104	70-130	04/30/11 05:52	
Toluene-d8 (S)	%	95	70-130	04/30/11 05:52	

LABORATORY CONTROL SAMPLE: 598852

Parameter	Units	Spike Conc.	LCS Result	LCS % Rec	% Rec Limits	Qualifiers
1,2-Dichloroethane	ug/L	50	45.0	90	70-130	
3,3-Dimethyl-1-Butanol	ug/L	1000	927	93	70-130	
Benzene	ug/L	50	42.9	86	70-130	
Diisopropyl ether	ug/L	50	45.5	91	70-130	
Ethanol	ug/L	2000	2150	108	70-130	
Ethyl-tert-butyl ether	ug/L	100	93.5	93	70-130	
Ethylbenzene	ug/L	50	45.4	91	70-130	
m&p-Xylene	ug/L	100	88.8	89	70-130	
Methyl-tert-butyl ether	ug/L	50	46.7	93	70-130	
Naphthalene	ug/L	50	45.6	91	70-130	
o-Xylene	ug/L	50	43.4	87	70-130	
tert-Amyl Alcohol	ug/L	1000	892	89	70-130	
tert-Amylmethyl ether	ug/L	100	91.3	91	70-130	
tert-Butyl Alcohol	ug/L	500	530	106	70-130	
tert-Butyl Formate	ug/L	400	342	86	70-130	
Toluene	ug/L	50	44.4	89	70-130	

This report shall not be reproduced, except in full,
without the written consent of Pace Analytical Services, Inc..

ACCREDITED IN ACCORDANCE WITH nelac

Pace Analytical®
www.pacelabs.com

Pace Analytical Services, Inc.
205 East Meadow Road - Suite A
Eden, NC 27288
(336)623-8921

Pace Analytical Services, Inc.
2225 Riverside Dr.
Asheville, NC 28804
(828)254-7176

Pace Analytical Services, Inc.
9800 Kincey Ave. Suite 100
Huntersville, NC 28078
(704)875-9092

QUALITY CONTROL DATA

Project: HEATH SELF SERVICE 08932
Pace Project No.: 9292627

LABORATORY CONTROL SAMPLE: 598852

Parameter	Units	Spike Conc.	LCS Result	LCS % Rec	% Rec Limits	Qualifiers
Xylene (Total)	ug/L	150	132	88	70-130	
1,2-Dichloroethane-d4 (S)	%			100	70-130	
4-Bromofluorobenzene (S)	%			103	70-130	
Dibromofluoromethane (S)	%			104	70-130	
Toluene-d8 (S)	%			101	70-130	

This report shall not be reproduced, except in full,
without the written consent of Pace Analytical Services, Inc..

Pace Analytical®
www.pacelabs.com

Pace Analytical Services, Inc.
205 East Meadow Road - Suite A
Eden, NC 27288
(336)623-8921

Pace Analytical Services, Inc.
2225 Riverside Dr.
Asheville, NC 28804
(828)254-7176

Pace Analytical Services, Inc.
9800 Kincey Ave. Suite 100
Huntersville, NC 28078
(704)875-9092

QUALIFIERS

Project: HEATH SELF SERVICE 08932
Pace Project No.: 9292627

DEFINITIONS

DF - Dilution Factor, if reported, represents the factor applied to the reported data due to changes in sample preparation, dilution of the sample aliquot, or moisture content.

ND - Not Detected at or above adjusted reporting limit.

J - Estimated concentration above the adjusted method detection limit and below the adjusted reporting limit.

MDL - Adjusted Method Detection Limit.

S - Surrogate

1,2-Diphenylhydrazine (8270 listed analyte) decomposes to Azobenzene.

Consistent with EPA guidelines, unrounded data are displayed and have been used to calculate % recovery and RPD values.

LCS(D) - Laboratory Control Sample (Duplicate)

MS(D) - Matrix Spike (Duplicate)

DUP - Sample Duplicate

RPD - Relative Percent Difference

NC - Not Calculable.

SG - Silica Gel - Clean-Up

U - Indicates the compound was analyzed for, but not detected.

N-Nitrosodiphenylamine decomposes and cannot be separated from Diphenylamine using Method 8270. The result reported for each analyte is a combined concentration.

Pace Analytical is NELAP accredited. Contact your Pace PM for the current list of accredited analytes.

LABORATORIES

PASI-C Pace Analytical Services - Charlotte

ANALYTE QUALIFIERS

L0	Analyte recovery in the laboratory control sample (LCS) was outside QC limits.
L3	Analyte recovery in the laboratory control sample (LCS) exceeded QC limits. Analyte presence below reporting limits in associated samples. Results unaffected by high bias.
M0	Matrix spike recovery and/or matrix spike duplicate recovery was outside laboratory control limits.
P5	The EPA or method required sample preservation degrades this compound, therefore acceptable recoveries may not be achieved in sample matrix spikes.
P6	Matrix spike recovery was outside laboratory control limits due to a parent sample concentration notably higher than the spike level.
R1	RPD value was outside control limits.
S4	Surrogate recovery not evaluated against control limits due to sample dilution.

This report shall not be reproduced, except in full,
without the written consent of Pace Analytical Services, Inc..

ACCREDITED IN ACCORDANCE WITH nelac

Pace Analytical®
www.pacelabs.com

Pace Analytical Services, Inc.
205 East Meadow Road - Suite A
Eden, NC 27288
(336)623-8921

Pace Analytical Services, Inc.
2225 Riverside Dr.
Asheville, NC 28804
(828)254-7176

Pace Analytical Services, Inc.
9800 Kincey Ave. Suite 100
Huntersville, NC 28078
(704)875-9092

QUALITY CONTROL DATA CROSS REFERENCE TABLE

Project: HEATH SELF SERVICE 08932
Pace Project No.: 9292627

Lab ID	Sample ID	QC Batch Method	QC Batch	Analytical Method	Analytical Batch
9292627001	MW-1R	EPA 8011	OEXT/13353	EPA 8011	GCSV/9629
9292627002	MW-2	EPA 8011	OEXT/13353	EPA 8011	GCSV/9629
9292627003	MW-3	EPA 8011	OEXT/13353	EPA 8011	GCSV/9629
9292627004	MW-4	EPA 8011	OEXT/13353	EPA 8011	GCSV/9629
9292627005	MW-5D	EPA 8011	OEXT/13353	EPA 8011	GCSV/9629
9292627006	MW-6	EPA 8011	OEXT/13353	EPA 8011	GCSV/9629
9292627007	MW-7	EPA 8011	OEXT/13353	EPA 8011	GCSV/9629
9292627008	MW-8	EPA 8011	OEXT/13353	EPA 8011	GCSV/9629
9292627009	MW-9	EPA 8011	OEXT/13353	EPA 8011	GCSV/9629
9292627010	MW-10	EPA 8011	OEXT/13353	EPA 8011	GCSV/9629
9292627011	MW-11R	EPA 8011	OEXT/13379	EPA 8011	GCSV/9637
9292627012	MW-12	EPA 8011	OEXT/13379	EPA 8011	GCSV/9637
9292627013	MW-13	EPA 8011	OEXT/13379	EPA 8011	GCSV/9637
9292627014	MW-14	EPA 8011	OEXT/13379	EPA 8011	GCSV/9637
9292627015	MW-15	EPA 8011	OEXT/13379	EPA 8011	GCSV/9637
9292627016	MW-16	EPA 8011	OEXT/13379	EPA 8011	GCSV/9637
9292627017	MW-17R	EPA 8011	OEXT/13379	EPA 8011	GCSV/9637
9292627018	MW-18	EPA 8011	OEXT/13379	EPA 8011	GCSV/9637
9292627019	MW-19	EPA 8011	OEXT/13379	EPA 8011	GCSV/9637
9292627020	MW-21	EPA 8011	OEXT/13379	EPA 8011	GCSV/9637
9292627021	MW-22	EPA 8011	OEXT/13379	EPA 8011	GCSV/9637
9292627022	MW-23	EPA 8011	OEXT/13379	EPA 8011	GCSV/9637
9292627023	MW-25	EPA 8011	OEXT/13379	EPA 8011	GCSV/9637
9292627024	MW-27	EPA 8011	OEXT/13379	EPA 8011	GCSV/9637
9292627025	MW-28	EPA 8011	OEXT/13379	EPA 8011	GCSV/9637
9292627001	MW-1R	EPA 8260	MSV/14965		
9292627002	MW-2	EPA 8260	MSV/14965		
9292627003	MW-3	EPA 8260	MSV/14965		
9292627004	MW-4	EPA 8260	MSV/14965		
9292627005	MW-5D	EPA 8260	MSV/14965		
9292627006	MW-6	EPA 8260	MSV/14966		
9292627007	MW-7	EPA 8260	MSV/14966		
9292627008	MW-8	EPA 8260	MSV/14966		
9292627009	MW-9	EPA 8260	MSV/14966		
9292627010	MW-10	EPA 8260	MSV/14966		
9292627011	MW-11R	EPA 8260	MSV/14966		
9292627012	MW-12	EPA 8260	MSV/14966		
9292627013	MW-13	EPA 8260	MSV/14966		
9292627014	MW-14	EPA 8260	MSV/14966		
9292627015	MW-15	EPA 8260	MSV/14966		
9292627016	MW-16	EPA 8260	MSV/14966		
9292627017	MW-17R	EPA 8260	MSV/14966		
9292627018	MW-18	EPA 8260	MSV/14966		
9292627019	MW-19	EPA 8260	MSV/15026		
9292627020	MW-21	EPA 8260	MSV/14989		
9292627021	MW-22	EPA 8260	MSV/14989		

This report shall not be reproduced, except in full,
without the written consent of Pace Analytical Services, Inc..

ACCREDITED IN ACCORDANCE WITH nelac

Pace Analytical®
www.pacelabs.com

Pace Analytical Services, Inc.
205 East Meadow Road - Suite A
Eden, NC 27288
(336)623-8921

Pace Analytical Services, Inc.
2225 Riverside Dr.
Asheville, NC 28804
(828)254-7176

Pace Analytical Services, Inc.
9800 Kincey Ave. Suite 100
Huntersville, NC 28078
(704)875-9092

QUALITY CONTROL DATA CROSS REFERENCE TABLE

Project: HEATH SELF SERVICE 08932
Pace Project No.: 9292627

Lab ID	Sample ID	QC Batch Method	QC Batch	Analytical Method	Analytical Batch
9292627022	**MW-23**	EPA 8260	MSV/14989		
9292627023	**MW-25**	EPA 8260	MSV/14989		
9292627024	**MW-27**	EPA 8260	MSV/14991		
9292627025	**MW-28**	EPA 8260	MSV/14991		

This report shall not be reproduced, except in full,
without the written consent of Pace Analytical Services, Inc..

Pace Analytical®
www.pacelabs.com

CHAIN-OF-CUSTODY / Analytical Request Document

The Chain-of-Custody is a LEGAL DOCUMENT. All relevant fields must be completed accurately.

Page: 1 of 3

1407747

Section A — **Required** Client Information:

Company:	CDM Smith-UST
Address:	3200 Bull Street
	Savannah GA 31401
Email To:	
Phone: 912-598-1040	Fax: 912-966-9213
Requested Due Date/TAT:	

Section B — **Required** Project Information:

Report To:	D. Thoma
Copy To:	
Purchase Order No.:	4500041385
Project Name:	Hunter Army Service
Project Number:	08933/41296

Section C — Invoice Information:

Attention:	
Company Name:	
Address:	
Pace Quote Reference:	
Pace Project Manager:	K. Spencer
Pace Profile #:	

REGULATORY AGENCY

☐ NPDES ☐ GROUND WATER ☐ DRINKING WATER
☒ UST ☐ RCRA ☐ OTHER _____

Site Location STATE: SC

Section D — **Required** Client Information

SAMPLE ID
(A-Z, 0-9 / ,-)
Sample IDs MUST BE UNIQUE

Matrix Codes (MATRIX / CODE)

Drinking Water	DW
Water	WT
Waste Water	WW
Product	P
Soil/Solid	SL
Oil	OL
Wipe	WP
Air	AR
Tissue	TS
Other	OT

Requested Analysis Filtered (Y/N)

ITEM #	MATRIX CODE (see valid codes to left)	SAMPLE TYPE (G=GRAB C=COMP)	COLLECTED COMPOSITE START DATE	COLLECTED COMPOSITE START TIME	COLLECTED COMPOSITE END/GRAB DATE	COLLECTED COMPOSITE END/GRAB TIME	SAMPLE TEMP AT COLLECTION	# OF CONTAINERS	Preservatives: Unpreserved	H_2SO_4	HNO_3	HCl	NaOH	$Na_2S_2O_3$	Methanol	Other	Analysis Test (Y/N)	Residual Chlorine (Y/N)	Pace Project No./ Lab I.D.
1	WT	G			4/21/11	1400		6				X					X		001
2	MW-2																		002
3	MW-3																		003
4	MW-4																		004
5	MW-5D																		005
6	MW-6																		006
7	MW-7																		007
8	MW-8																		008
9	MW-9																		009
10	MW-10																		010
11	MW-11																		011
12	MW-12																		012

ADDITIONAL COMMENTS	RELINQUISHED BY / AFFILIATION	DATE	TIME	ACCEPTED BY / AFFILIATION	DATE	TIME	SAMPLE CONDITIONS: Temp in °C	Received on Ice (Y/N)	Custody Sealed Cooler (Y/N)	Samples Intact (Y/N)
Report J values		4/21/11	1700							
		4/22/11	1400		4/22/11	1900	2.5	Y	N	Y

3

SAMPLER NAME AND SIGNATURE

PRINT Name of SAMPLER:

SIGNATURE of SAMPLER:

DATE Signed (MM/DD/YY): 4/21/2011

*Important Note: By signing this form you are accepting Pace's NET 30 day payment terms and agreeing to late charges of 1.5% per month for any invoices not paid within 30 days.

F-ALL-Q-020rev.07, 15-May-2007

Pace Analytical®
www.pacelabs.com

CHAIN-OF-CUSTODY / Analytical Request Document

The Chain-of-Custody is a LEGAL DOCUMENT. All relevant fields must be completed accurately.

Page: 2 of 3

1407748

Section A Required Client Information:

Company:	SCDHEC - UST
Address:	2600 Bull Street
	Columbia, SC 29201
Email To:	
Phone:	803-896-6240
Fax:	803-896-6243
Requested Due Date/TAT:	

Section B Required Project Information:

Report To:	D. Thomas
Copy To:	
Purchase Order No.:	4500011285
Project Name:	Health Self Service
Project Number:	C8932 / 41296

Section C Invoice Information:

Attention:	
Company Name:	
Address:	
Pace Quote Reference:	
Pace Project Manager:	R. Spencer
Pace Profile #:	

REGULATORY AGENCY

- ☐ NPDES ☐ GROUND WATER ☐ DRINKING WATER
- ☒ UST ☐ RCRA ☐ OTHER _____

Site Location STATE: SC

Section D Required Client Information

SAMPLE ID (A-Z, 0-9 / ,-) Sample IDs MUST BE UNIQUE

Matrix Codes MATRIX / CODE: Drinking Water DW, Water WT, Waste Water WW, Product P, Soil/Solid SL, Oil OL, Wipe WP, Air AR, Tissue TS, Other OT

Requested Analysis Filtered (Y/N)

ITEM #	SAMPLE ID	MATRIX CODE (see valid codes to left)	SAMPLE TYPE (G=GRAB C=COMP)	COLLECTED COMPOSITE START DATE	COLLECTED COMPOSITE START TIME	COLLECTED COMPOSITE END/GRAB DATE	COLLECTED COMPOSITE END/GRAB TIME	SAMPLE TEMP AT COLLECTION	# OF CONTAINERS	Unpreserved	H_2SO_4	HNO_3	HCl	NaOH	$Na_2S_2O_3$	Methanol	Other	Analysis Test (Y/N)	[illegible]	[illegible]	[illegible]	Residual Chlorine (Y/N)	Pace Project No./ Lab I.D.
1	MW-13	WT	G			4/21	[illegible]		6				6					X	X	X		No odor	013
2	MW-14						[illegible]															No odor	014
3	MW-15						[illegible]															No odor	015
4	MW-16						[illegible]															No odor	016
5	MW-17R						[illegible]															No odor	017
6	MW-18						[illegible]															No odor	018
7	MW-19						[illegible]		6				6									No odor	019
8	~~MW-20~~																					Not located	~~020~~
9	MW-21						[illegible]		5				5									5 vat only	020
10	MW-22						[illegible]		6				6								021	No odor	~~022~~
11	MW-23		G			4/21	[illegible]		6				6					X	X	X	022	No odor	~~023~~
12	~~MW-24~~																					Not located	

9292627

ADDITIONAL COMMENTS	RELINQUISHED BY / AFFILIATION	DATE	TIME	ACCEPTED BY / AFFILIATION	DATE	TIME	SAMPLE CONDITIONS
Report T Values	[signature]	4/21	2:45				
	[signature]	4/22/11	1400	[illegible]	4/22/11	1400	[illegible]

Temp in °C	Received on Ice (Y/N)	Custody Sealed Cooler (Y/N)	Samples Intact (Y/N)

3

SAMPLER NAME AND SIGNATURE

PRINT Name of SAMPLER: Kyle Padgett

SIGNATURE of SAMPLER: [signature]

DATE Signed (MM/DD/YY): 4/21/2011

*Important Note: By signing this form you are accepting Pace's NET 30 day payment terms and agreeing to late charges of 1.5% per month for any invoices not paid within 30 days.

F-ALL-Q-020rev.07, 15-May-2007

Pace Analytical®
www.pacelabs.com

CHAIN-OF-CUSTODY / Analytical Request Document

The Chain-of-Custody is a LEGAL DOCUMENT. All relevant fields must be completed accurately.

Page: 2 of 3

1407746

Section A Required Client Information:

Company:	SCDHEC - UST
Address:	300 C N Street
	Elmwood SC 29201
Email To:	
Phone: 822-8240	Fax: 822-8243
Requested Due Date/TAT:	

Section B Required Project Information:

Report To:	D. Fowler
Copy To:	
Purchase Order No.:	4500011285
Project Name:	Plant Site Spill
Project Number:	08922 / 41296

Section C Invoice Information:

Attention:	
Company Name:	
Address:	
Pace Quote Reference:	
Pace Project Manager:	P. Spencer
Pace Profile #:	

REGULATORY AGENCY

☐ NPDES ☐ GROUND WATER ☐ DRINKING WATER
☒ UST ☐ RCRA ☐ OTHER _____

Site Location STATE: SC

Section D Required Client Information

SAMPLE ID (A-Z, 0-9 / ,-) Sample IDs MUST BE UNIQUE

Matrix Codes MATRIX / CODE

Drinking Water	DW
Water	WT
Waste Water	WW
Product	P
Soil/Solid	SL
Oil	OL
Wipe	WP
Air	AR
Tissue	TS
Other	OT

Requested Analysis Filtered (Y/N)

ITEM #	MATRIX CODE (see valid codes to left)	SAMPLE TYPE (G=GRAB C=COMP)	COLLECTED COMPOSITE START DATE	COLLECTED COMPOSITE START TIME	COLLECTED COMPOSITE END/GRAB DATE	COLLECTED COMPOSITE END/GRAB TIME	SAMPLE TEMP AT COLLECTION	# OF CONTAINERS	Preservatives: Unpreserved	H_2SO_4	HNO_3	HCl	NaOH	$Na_2S_2O_3$	Methanol	Other	Analysis Test (Y/N)	Residual Chlorine (Y/N)	Pace Project No./ Lab I.D.
1	WT	G			4/21	11:15		6									X		No ext. 033
2																			
3	WT	G			4/22	10:40		6									X		824
4																			825
5																			
6																			
7																			
8																			
9																			
10																			
11																			
12																			

9292627

ADDITIONAL COMMENTS	RELINQUISHED BY / AFFILIATION	DATE	TIME	ACCEPTED BY / AFFILIATION	DATE	TIME
4 pg 3 values		4/24	2:19			
		4/24/11	1400			

SAMPLE CONDITIONS

Temp in °C	Received on Ice (Y/N)	Custody Sealed Cooler (Y/N)	Samples Intact (Y/N)
2	Y	N	Y

SAMPLER NAME AND SIGNATURE

PRINT Name of SAMPLER:

SIGNATURE of SAMPLER: DATE Signed (MM/DD/YY): 4/25/2011

3

*Important Note: By signing this form you are accepting Pace's NET 30 day payment terms and agreeing to late charges of 1.5% per month for any invoices not paid within 30 days.

D H E C

PROMOTE PROTECT PROSPER

C. Earl Hunter, Commissioner

Promoting and protecting the health of the public and the environment.

BRIAN SHANE
MIDLANDS ENVIRONMENTAL CONSULTANTS INC
P O BOX 854
LEXINGTON SC 29071-0854

JUN 17 2011

UST DOCKET 28Tech

Re: Bid # IBF-36815-8/27/09-EMW; PO # 4500011659
Notice to Proceed

Dear Mr. Shane:

Based on the award of the referenced bid package, enclosed are the information packets to conduct Free Product (FP) recovery using Aggressive Fluid Vapor Recovery (AFVR) or passive skimmers at several facilities. The packets contain the necessary approval for work to begin. You may commence with a site reconnaissance before the AFVR and/or passive skimmers installation. If monitoring wells do not contain measurable free phase product, contact the UST project manager for further instructions. The facilities have been assigned Cost Agreement (CA) numbers as listed below. Please reference the CA numbers and Purchase Order # 4500011659 on the appropriate invoices submitted for payment against the facilities. As specified in the referenced bid, the completed invoice forms and associated reports (include contract certification number) are expected on or before the designated due date (see below).

UST Permit #	Facility	County	Release #	Work Scope	Due Date*	CA #	Approved Amt.
06157	Weeds Landing	Lexington	1	4 AFVR	90 days	41831	4,475.00
14555	EZ Stop Food Shop	Lexington	1	3 AFVR	60 days	41834	3,350.00
08932	H Q Heath Self Serv 2	Sumter	1	4 AFVR	60 days	41805	6,160.00
12983	Weaver's Service, Inc.	Florence	1	3 AFVR	60 days	41806	4,345.00
14681	Olantas Royal Market	Florence	1	2 AFVR	60 days	41807	2,955.00

*From receipt of letter

Midland's Environmental Consultants, Inc. will perform services at the sites on behalf of the site's UST owners; however, payments will be made from the SUPERB Account. The site's UST owners have no obligation for payment for this scope of work. Please note that Sections 44-2-110(4) and 44-2-130(B) of the SUPERB Statute state that no costs will be allowed (considered for payment) unless prior approval from the Department is obtained.

If for any reason there are changes in these cost agreements, any associated changes to this cost agreement must be pre-approved by this Department in order for Midlands Environmental Consultants to seek future cost compensation. Please contact the site's project manager for technical and/or financial approval. Any item(s) not clearly or completely addressed in the report (disposal manifest for generated ground water, etc.) WILL NOT be compensated by the SUPERB Account.

The Department grants pre-approval for transportation of free phase product and petroleum contaminated groundwater from the referenced site to a permitted treatment facility. The free product and contaminated groundwater must be accepted by the approved treatment facility. There can be no spillage or leakage in transport. A copy of the disposal manifest from the receiving facility that clearly designates the quantity received must be included as an appendix to the report.

If you have any questions concerning this correspondence or need further assistance, please contact me by phone at (803) 896-6664, by fax at (803) 896-6245 or by email at milenkmp@dhec.sc.gov.

Sincerely,

Maia Milenkova, Hydrogeologist
Assessment Section
UST Management Division
Bureau of Land and Waste Management

enc.: Approved Cost Agreements (ACA)
Information Packets
cc: Technical File (w/copy of ACA)
SCDHEC/UST/06/14/11/MPM

Approved Cost Agreement 41805

Facility: 08932 H Q HEATH SELF SERV 2

RIDGLECT

PO Number:

Task / Description	Categories	Item	Description	Qty / Pct	Unit Price	Amount
04 MOB/DEMOB						
		A	EQUIPMENT	4.0000	350.00	1,400.00
17 DISPOSAL						
		A2	WASTEWATER - PUMPING TEST	6,000.0000	0.10	600.00
18 MISCELLANEOUS						
			OFF GAS TREATMENT	16.0000	15.00	240.00
23 EFR						
		A	8 HOUR EVENT	4.0000	600.00	2,400.00
		B	ADDITIONAL HOUR	16.0000	70.00	1,120.00
		C	OFF GAS TREATMENT	4.0000	100.00	400.00
				Total Amount		6,160.00

Midlands
Environmental
Consultants, Inc.

July 6, 2011

Ms. Cathleen Ridgley, Hydrogeologist
Corrective Action Section
Assessment and Corrective Action Division
Underground Storage Tank Program
Bureau of Land and Waste Management
South Carolina Department of Health
and Environmental Control
2600 Bull Street
Columbia, South Carolina 29201

UST
JUL 11 2011
PROGRAM

FYI Tech
UST
DOCKET

Subject: Aggressive Fluid Vapor Recovery Report
H Q Heath Serv 2
Sumter, South Carolina
SCDHEC Site ID # 08932; CA #41805
MECI Project Number 11-3436E
Certified Site Rehabilitation Site Contractor UCC-0009

Dear Ms. Ridgley,

Midlands Environmental Consultants, Inc. (MECI) is pleased to submit the attached Aggressive Fluid Vapor Recovery Report for the referenced site. This describes the aggressive fluid vapor recovery activities conducted at the site in general accordance with South Carolina Department of Health and Environmental Control (SCDHEC) guidelines.

AGGRESSIVE FLUID VAPOR RECOVERY

MECI personnel conducted an Aggressive Fluid Vapor Recovery (AFVR) event at H Q Heath Serv 2 on June 29, 2011. The event was conducted on monitoring well MW-9 to reduce dissolved CoC concentrations. Free phase petroleum product was not detected in monitoring well MW-9 prior to the AFVR event. The event was conducted continuously for twelve hours by MECI personnel utilizing a vacuum extraction unit. Free phase petroleum product was not detected in the wells immediately following the event.

MECI treated the off gas produced during the AFVR event using an activated carbon filter system. Calculated total petroleum hydrocarbons removed from the wells were 13.17 pounds or approximately 2.27 equivalent gallons. The average rate of removal for the hydrocarbons was calculated to be 1.10 pounds per hour. Concentrations of off gas produced during the event were recorded from 423 parts per million by volume (PPM) to 902 PPM. Measurements were obtained from vapors prior to entering off gas treatment. Vacuum readings were recorded at a range of 19.0 to 21.0 inches of mercury during the event. A complete compilation of measurements recorded is presented in attached Table 1E.

Post Office Box 854, Lexington SC 29071 • 235-B Dooley Road, Lexington, SC 29073
Telephone: (803) 808-2043 • fax: (803) 808-2048

Differential pressures and groundwater levels were measured and recorded for selected site monitoring wells at regular intervals. This data is summarized in the attached Table 2E. Monitoring well locations are depicted on attached Figure.

A total of 300 gallons of liquid was removed from MW-9 during this event. Free phase petroleum product was not observed in the holding tank at the end of the event. The fluids produced were transported to TK Tank Services, Inc. of Sumter, S.C. for disposal. A disposal manifest for these fluids is attached at the end of this report.

QUALIFICATIONS OF REPORT

The activities and evaluative approaches used in this assignment are consistent with those normally employed in enhanced fluid recovery events and waste management projects of this type. Contents of this report are intended for the use by MECI and the South Carolina Department of Health and Environmental Control, under mutually agreed upon terms and conditions. If other parties wish to rely on this report please contact MECI prior to their use of this information so that a mutual understanding and agreement of the terms and conditions of our services can be established.

Midlands Environmental appreciates the opportunity to offer our professional environmental related services to you on this project. Please feel free to contact us at 803-808-2043 if you have any immediate questions or comments.

Sincerely,
Midlands Environmental Consultants, Inc.

Courtney M. Sanders
Staff Biologist

Brendon P. Kelly
Project Scientist

Attachments:

TABLE 1E
AFVR MONITORING DATA
H Q HEATH SERV 2
SUMTER, SOUTH CAROLINA
MECI PROJECT NUMBER 11-3436E
SCDHEC SITE ID NUMBER 08932

Extraction Well	Date	Time (hh:mm)	Differential Time (hr)	Extraction Well Head Vacuum (in. Hg)	Off Gas Measurements				
					Concentration (PPM)	Offgas Velocity Ft/Min	Flow Rate CFM	Removal Rate Lbs/Hr	Interval Removal Lbs
MW-9	06/29/11	5:45	0.50	19.0	902	1,460	131.40	1.42	0.71
	06/29/11	6:15	0.50	20.0	886	1,430	128.70	1.37	0.68
	06/29/11	6:45	0.50	20.0	892	1,450	130.50	1.40	0.70
	06/29/11	7:15	0.50	20.0	732	1,410	126.90	1.11	0.56
	06/29/11	7:45	0.50	20.0	741	1,390	125.10	1.11	0.56
	06/29/11	8:15	0.50	20.0	740	1,450	130.50	1.16	0.58
	06/29/11	8:45	0.50	20.0	689	1,420	127.80	1.06	0.53
	06/29/11	9:15	0.50	20.0	712	1,410	126.90	1.08	0.54
	06/29/11	9:45	0.50	20.0	715	1,420	127.80	1.10	0.55
	06/29/11	10:15	0.50	21.0	788	1,430	128.70	1.22	0.61
	06/29/11	10:45	0.50	21.0	732	1,420	127.80	1.12	0.56
	06/29/11	11:15	0.50	21.0	583	1,420	127.80	0.89	0.45
	06/29/11	11:45	0.50	21.0	691	1,420	127.80	1.06	0.53
	06/29/11	12:15	0.50	20.0	661	1,460	131.40	1.04	0.52
	06/29/11	12:45	0.50	21.0	651	1,440	129.60	1.01	0.51
	06/29/11	13:15	0.50	21.0	586	1,410	126.90	0.89	0.45
	06/29/11	13:45	0.50	21.0	593	1,400	126.00	0.90	0.45
	06/29/11	14:15	0.50	19.0	636	1,380	124.20	0.95	0.47
	06/29/11	14:45	0.50	19.0	620	1,390	125.10	0.93	0.47
	06/29/11	15:15	0.50	20.0	698	1,450	130.50	1.09	0.55
	06/29/11	15:45	0.50	20.0	703	1,440	129.60	1.09	0.55
	06/29/11	16:15	0.50	20.0	423	1,430	128.70	0.65	0.33
	06/29/11	16:45	0.50	20.0	561	1,410	126.90	0.85	0.43
	06/29/11	17:15	0.50	20.0	563	1,400	126.00	0.85	0.43
	06/29/11	17:45	0.50	20.0	639	1,400	126.00	0.97	0.48
									TOTAL 13.17

Well Data:			Pre AFVR Event			Post AFVR Event			Corrected Depth to Water Change (ft)
Well No.	Diameter (in)	Screened Interval (ft)	Depth to Product (ft)	Depth to Water (ft)	Product Thickness (ft)	Depth to Product (ft)	Depth to Water (ft)	Product Thickness (ft)	
MW-9	2"	12-23	***	17.22	***	***	18.33	***	1.11

Vacuum Truck Information		Well ID	Stinger Depth
Subcontractor:	MECI	MW-9	18.00
Truck Operator:	J. Bryant		
Stack I.D. (feet)	0.33 feet		

Recovery / Disposal Information

Hydro carbons Removed (vapor):	13.17	Pounds
Hydro carbons Removed (liquid):	0	Gallons
Total Hydrocarbons Removed:	2.27	Equivilant Gallons
Molecular Weight Utilized:	75	g / mole
Disposal Facility	TK Tank Services, Inc.	
Total Liquids Removed:	300	Gallons

TABLE 2E
DIFFERENTIAL PRESSURE AND GROUNDWATER DRAWDOWN DATA
H Q HEATH SERV 2
SUMTER, SOUTH CAROLINA
MECI PROJECT NUMBER 11-3436E
SCDHEC SITE ID NUMBER 08932

DIFFERENTIAL PRESSURE DATA

		Well Designation:		
		MW-10	TFR-5	TFR-6
Nearest Extraction Well:		MW-9	MW-9	MW-9
Approximate Distance:		143 ft	96 ft	147 ft
Time	Elapsed Time	Differential Pressure Readings (inches of water)		
5:45	0.0	0	0	0
6:15	0.5	0	0	0
6:45	1.0	0	0	0
7:15	1.5	0	0	0
7:45	2.0	0	0	0
8:15	2.5	0	0	0
8:45	3.0	0	0	0
9:15	3.5	0	0	0
9:45	4.0	0	0	0
10:15	4.5	0	0	0
10:45	5.0	0	0	0
11:15	5.5	0	0	0
11:45	6.0	0	0	0
12:15	6.5	0	0	0
12:45	7.0	0	0	0
13:15	7.5	0	0	0
13:45	8.0	0	0	0
14:15	8.5	0	0	0
14:45	9.0	0	0	0
15:15	9.5	0	0	0
15:45	10.0	0	0	0
16:15	10.5	0	0	0
16:45	11.0	0	0	0
17:15	11.5	0	0	0
17:45	12.0	0	0	0
Maximum Change:		**0**	**0**	**0**

GROUNDWATER DRAWDOWN DATA

		Well Designation:		
		MW-10	TFR-5	TFR-6
Nearest Extraction Well:		MW-9	MW-9	MW-9
Approximate Distance:		143 ft	96 ft	147 ft
Time	Elapsed Time	Depth to Liquid (feet below of casing):		
Prior to AFVR		17.10	17.22	17.16
9:45	4 hours	17.10	17.23	17.15
13:45	8 hours	17.08	17.23	17.15
17:45	12 hours	17.06	17.22	17.14
Maximum Change:		0.04	0.01	0.02

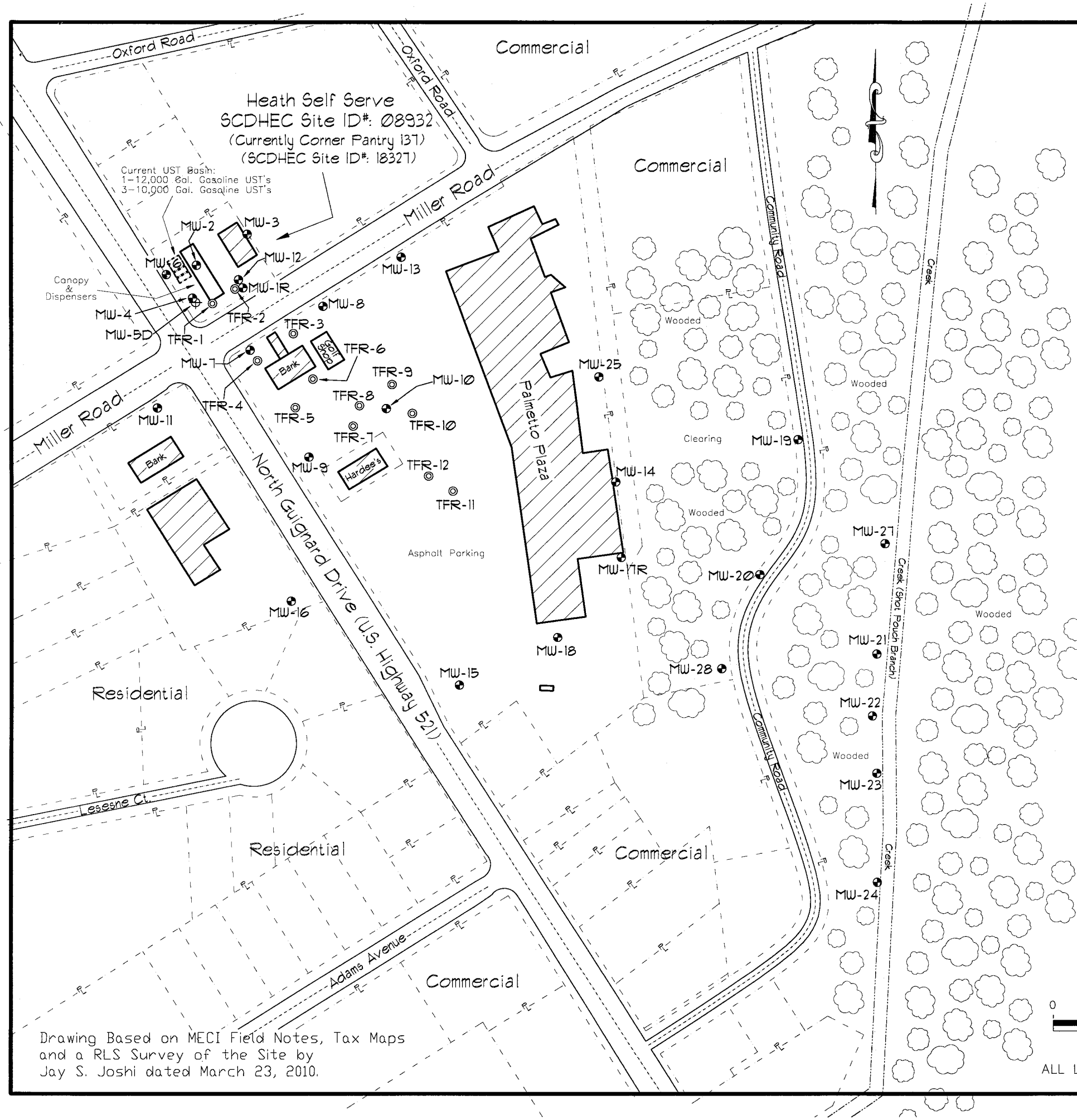

Drawing Based on MECI Field Notes, Tax Maps and a RLS Survey of the Site by Jay S. Joshi dated March 23, 2010.

Explanation:

- Location of Water Table Bracketing Monitoring Well
- Location of 4-inch Recovery Well
- Location of Double Cased Monitoring Well
- Estimated Location of Existing Underground Storage Tanks
- Property Line

Groundwater Elevation Data

Well #	Date Sampled	Depth to Water (feet)	Well Head Elevation	Groundwater Elevation
MW-1R	3/17/10	16.51	171.85	155.34
MW-11R	3/17/10	15.19	170.33	155.14
MW-17R	3/17/10	11.73	163.81	152.08
MW-19	3/17/10	3.38	149.34	145.96
MW-28	3/17/10	4.81	153.73	148.92

Notes:

Depth to groundwater measured on March 17, 2010.

COC Concentration Data

Sample #	Benzene (ug/l)	Toluene (ug/l)	Ethylbenzene (ug/l)	Total Xylenes (ug/l)	Total BTEX (ug/l)	MTBE (ug/l)	Napthalene (ug/l)
MW-1R	2,840	34,800	5,860	28,500	72,000	<250	829
MW-11R	13.0	70.2	36.3	175	294.5	<5.0	<5.0
MW-17R	4,450	6,450	919	3,670	15,489	198	164
MW-19	134	<5.0	<5.0	<10.0	134	12.7	5.0
MW-28	<5.0	<5.0	<5.0	<10.0	BDL	<5.0	<5.0

Notes: Groundwater samples collected on March 17, 2010.
BDL = Below Detection Limits

GRAPHIC SCALE
0 100 200 300 400
1IN = 200FT

ALL LOCATIONS ARE APPROXIMATE

Site Features

Heath Self Serve
Sumter, South Carolina
SCDHEC Site ID 08932

Midlands Environmental Consultants, Inc.

JOB NO. 10-2691
DATE April 14, 2010
FIGURE 3

NON-HAZARDOUS WASTE MANIFEST

1. Generator ID Number	2. Page 1 of	3. Emergency Response Phone	4. Waste Tracking Number
			TK10473

5. Generator's Name and Mailing Address: MIDLANDS ENVIRONMENTAL, 1144 TWO NOTCH ROAD, LEXINGTON, SC 29073

Generator's Site Address (if different than mailing address):

Generator's Phone:

6. Transporter 1 Company Name: TK TANK SERVICE — SUMTER, SC — U.S. EPA ID Number: 987573557

7. Transporter 2 Company Name — U.S. EPA ID Number:

8. Designated Facility Name and Site Address: TK TANK SERVICES, 425 BOULEVARD ROAD, SUMTER, SC 29153 — U.S. EPA ID Number: 987573557

Facility's Phone: 803-418-5311

	9. Waste Shipping Name and Description	10. Containers No.	10. Containers Type	11. Total Quantity	12. Unit Wt./Vol.
1.	NON HAZARDOUS PETROLEUM CONTAMINATED WATER	01	TT	3650	gal
2.					
3.					
4.					

Site:	UST Permit #:	Gallons Produced:
Davis Site	15120	150
McCutcheon's Grocery	09125	150
Pantry 3418	05042	175
Former Krispy Kreme	19367	150
Weeds Landing	06157	325
Town of Winnsboro	14433	125
Blythewood Stop & Shop	10503	200
Heath Self Serve	08932	325
Former Dixie Truck Stop	19435	150
West State Line Gulf	08606	200
Heath Self Serve	08932	325
Olanta Royal Market	14681	325
Weaver's Service	12983	75
Weaver's Service	12983	175
Weaver's Service	12983	150
Olanta Royal Market	14681	150
Phillips Rental Property	19328	50
Corner Pantry 103	07686	150
Richland County Public Works	11805	300

13. Specia

14. GENE — federal regulations for reporting proper disposal of Hazardous Waste.

Generato — ure — Month Day Year

INT'L

15. International Shipments ☐ Import to U.S. ☐ Export from U.S. Port of entry/exit:

Transporter Signature (for exports only): Date leaving U.S.:

TRANSPORTER

16. Transporter Acknowledgment of Receipt of Materials

Transporter 1 Printed/Typed Name: Steve A. Gamble — Signature: Steve A. Gamble — Month 7 Day 6 Year 11

Transporter 2 Printed/Typed Name — Signature — Month Day Year

DESIGNATED FACILITY

17. Discrepancy

17a. Discrepancy Indication Space ☐ Quantity ☐ Type ☐ Residue ☐ Partial Rejection ☐ Full Rejection

Manifest Reference Number:

17b. Alternate Facility (or Generator) — U.S. EPA ID Number

Facility's Phone:

17c. Signature of Alternate Facility (or Generator) — Month Day Year

18. Designated Facility Owner or Operator: Certification of receipt of materials covered by the manifest except as noted in Item 17a

Printed/Typed Name — Signature — Month Day Year

NON-HAZARDOUS WASTE MANIFEST

1. Generator ID Number	2. Page 1 of	3. Emergency Response Phone	4. Waste Tracking Number
			TK10317

GENERATOR

5. Generator's Name and Mailing Address

MIDLANDS ENVIRONMENTAL
1144 TWO NOTCH ROAD
LEXINGTON, SC 29073

Generator's Site Address (if different than mailing address)

Generator's Phone:

6. Transporter 1 Company Name: TK TANK SERVICE — SUMTER, SC — U.S. EPA ID Number: 987573557

7. Transporter 2 Company Name — U.S. EPA ID Number

8. Designated Facility Name and Site Address

TK TANK SERVICES
425 BOULEVARD ROAD
SUMTER, SC 29153

U.S. EPA ID Number: 987573557

Facility's Phone: 803-418-5314

	9. Waste Shipping Name and Description	10. Containers No.	10. Containers Type	11. Total Quantity	12. Unit Wt./Vol.	
1.	NON HAZARDOUS PETROLEUM CONTAMINATED WATER	3	TT	825	GAL	
2.	Heath Self Serve					
3.	A, B, C & D					
4.						

13. Special Handling Instructions and Additional Information

14. GENERATOR'S CERTIFICATION: I certify the materials described above on this manifest are not subject to federal regulations for reporting proper disposal of Hazardous Waste.

Generator's/Offeror's Printed/Typed Name — Signature — Month — Day — Year

INT'L

15. International Shipments ☐ Import to U.S. ☐ Export from U.S. Port of entry/exit:

Transporter Signature (for exports only): Date leaving U.S.:

TRANSPORTER

16. Transporter Acknowledgment of Receipt of Materials

Transporter 1 Printed/Typed Name: Kyle Pudney — Signature: Kyle V. Pudney — Month: 6 — Day: 27 — Year: 11

Transporter 2 Printed/Typed Name — Signature — Month — Day — Year

DESIGNATED FACILITY

17. Discrepancy

17a. Discrepancy Indication Space ☐ Quantity ☐ Type ☐ Residue ☐ Partial Rejection ☐ Full Rejection

Manifest Reference Number:

17b. Alternate Facility (or Generator) — U.S. EPA ID Number

Facility's Phone:

17c. Signature of Alternate Facility (or Generator) — Month — Day — Year

18. Designated Facility Owner or Operator: Certification of receipt of materials covered by the manifest except as noted in Item 17a

Printed/Typed Name: Tommy Keels — Signature: Tommy Keels — Month: 06 — Day: 27 — Year: 11

NON-HAZARDOUS WASTE MANIFEST

1. Generator ID Number	2. Page 1 of	3. Emergency Response Phone	4. Waste Tracking Number
			TK62911

GENERATOR

5. Generator's Name and Mailing Address

MIDLANDS ENVIRONMENTAL
1144 TWO NOTCH ROAD
LEXINGTON, SC 29073

Generator's Site Address (if different than mailing address)

Generator's Phone:

6. Transporter 1 Company Name: TK TANK SERVICE — SUMTER, SC — U.S. EPA ID Number: 987573557

7. Transporter 2 Company Name — U.S. EPA ID Number

8. Designated Facility Name and Site Address

TK TANK SERVICES
425 BOULEVARD ROAD
SUMTER, SC 29153

U.S. EPA ID Number: 987573557

Facility's Phone: 803-418-5314

	9. Waste Shipping Name and Description	10. Containers No.	10. Containers Type	11. Total Quantity	12. Unit Wt./Vol.	
1	NON HAZARDOUS PETROLEUM CONTAMINATED WATER			300		
2.						
3.						
4.						

13. Special Handling Instructions and Additional Information

14. GENERATOR'S CERTIFICATION: I certify the materials described above on this manifest are not subject to federal regulations for reporting proper disposal of Hazardous Waste.

Generator's/Offeror's Printed/Typed Name — Signature — Month — Day — Year

INT'L

15. International Shipments ☐ Import to U.S. ☐ Export from U.S. Port of entry/exit:

Transporter Signature (for exports only): Date leaving U.S.:

TRANSPORTER

16. Transporter Acknowledgment of Receipt of Materials

Transporter 1 Printed/Typed Name: Kenneth H. Sanders — Signature — Month: 6 — Day: 29 — Year: 11

Transporter 2 Printed/Typed Name — Signature — Month — Day — Year

DESIGNATED FACILITY

17. Discrepancy

17a. Discrepancy Indication Space ☐ Quantity ☐ Type ☐ Residue ☐ Partial Rejection ☐ Full Rejection

Manifest Reference Number:

17b. Alternate Facility (or Generator) — U.S. EPA ID Number

Facility's Phone:

17c. Signature of Alternate Facility (or Generator) — Month — Day — Year

18. Designated Facility Owner or Operator: Certification of receipt of materials covered by the manifest except as noted in Item 17a

Printed/Typed Name: Tommy Keels — Signature: Tommy Keels — Month: 6 — Day: 29 — Year: 11

Midlands Environmental Consultants, Inc.

July 6, 2011

UST
JUL 1 1 2011
PROGRAM

Ms. Cathleen Ridgley, Hydrogeologist
Corrective Action Section
Assessment and Corrective Action Division
Underground Storage Tank Program
Bureau of Land and Waste Management
South Carolina Department of Health
and Environmental Control
2600 Bull Street
Columbia, South Carolina 29201

291 tech
UST
DOCKET

Subject: Aggressive Fluid Vapor Recovery Report
H Q Heath Serv 2
Sumter, South Carolina
SCDHEC Site ID # 08932; CA #41805
MECI Project Number 11-3436D
Certified Site Rehabilitation Site Contractor UCC-0009

Dear Ms. Ridgley,

Midlands Environmental Consultants, Inc. (MECI) is pleased to submit the attached Aggressive Fluid Vapor Recovery Report for the referenced site. This describes the aggressive fluid vapor recovery activities conducted at the site in general accordance with South Carolina Department of Health and Environmental Control (SCDHEC) guidelines.

AGGRESSIVE FLUID VAPOR RECOVERY

MECI personnel conducted an Aggressive Fluid Vapor Recovery (AFVR) event at H Q Heath Serv 2 on June 27 and 28, 2011. The event was conducted on monitoring wells MW-1R and MW-12 to reduce dissolved CoC concentrations. Free phase petroleum product was not detected in the monitoring wells prior to the AFVR event. The event was conducted continuously for twelve hours by MECI personnel utilizing a vacuum extraction unit. Free phase petroleum product was not detected in the wells immediately following the event.

MECI treated the off gas produced during the AFVR event using an activated carbon filter system. Calculated total petroleum hydrocarbons removed from the wells were 9.42 pounds or approximately 1.63 equivalent gallons. The average rate of removal for the hydrocarbons was calculated to be 0.79 pounds per hour. Concentrations of off gas produced during the event were recorded from 12.1 parts per million by volume (PPM) to 3,386 PPM. Measurements were obtained from vapors prior to entering off gas treatment. Vacuum readings were recorded at a range of 6.0 to 21.0 inches of mercury during the event. A complete compilation of measurements recorded is presented in attached Table 1D.

Post Office Box 854, Lexington SC 29071 • 235-B Dooley Road, Lexington, SC 29073
Telephone: (803) 808-2043 • fax: (803) 808-2048

Differential pressures and groundwater levels were measured and recorded for selected site monitoring wells at regular intervals. This data is summarized in the attached Table 2D. Monitoring well locations are depicted on attached Figure.

A total of 275 gallons of liquid was removed from MW-1R and MW-12 during this event. Free phase petroleum product was not observed in the holding tank at the end of the event. The fluids produced were transported to TK Tank Services, Inc. of Sumter, S.C. for disposal. A disposal manifest for these fluids is attached at the end of this report.

QUALIFICATIONS OF REPORT

The activities and evaluative approaches used in this assignment are consistent with those normally employed in enhanced fluid recovery events and waste management projects of this type. Contents of this report are intended for the use by MECI and the South Carolina Department of Health and Environmental Control, under mutually agreed upon terms and conditions. If other parties wish to rely on this report please contact MECI prior to their use of this information so that a mutual understanding and agreement of the terms and conditions of our services can be established.

Midlands Environmental appreciates the opportunity to offer our professional environmental related services to you on this project. Please feel free to contact us at 803-808-2043 if you have any immediate questions or comments.

Sincerely,
Midlands Environmental Consultants, Inc.



Courtney M. Sanders
Staff Biologist



Brendon P. Kelly
Project Scientist

Attachments:

TABLE 1D
AFVR MONITORING DATA
H Q HEATH SERV 2
SUMTER, SOUTH CAROLINA
MECI PROJECT NUMBER 11-3436D
SCDHEC SITE ID NUMBER 08932

Extraction Well	Date	Time (hh:mm)	Differential Time (hr)	Extraction Well Head Vacuum (in. Hg)	Off Gas Measurements				
					Concentration (PPM)	Offgas Velocity Ft/Min	Flow Rate CFM	Removal Rate Lbs/Hr	Interval Removal Lbs
MW-1R	06/27/11	20:45	0.50	10.0	100.2	1,090	98.10	0.12	0.06
MW-12	06/27/11	21:15	0.50	10.0	87.5	1,110	99.90	0.10	0.05
	06/27/11	21:45	0.50	10.0	60.3	1,100	99.00	0.07	0.04
	06/27/11	22:15	0.50	10.0	73.1	1,120	100.80	0.09	0.04
	06/27/11	22:45	0.50	10.0	61.4	1,110	99.90	0.07	0.04
	06/27/11	23:15	0.50	10.0	52.8	1,120	100.80	0.06	0.03
	06/27/11	23:45	0.50	10.0	44.3	1,130	101.70	0.05	0.03
	06/28/11	0:15	0.50	12.0	63.5	940	84.60	0.06	0.03
	06/28/11	0:45	0.50	12.0	48.9	950	85.50	0.05	0.03
	06/28/11	1:15	0.50	14.0	106.7	880	79.20	0.10	0.05
	06/28/11	1:45	0.50	14.0	85.6	870	78.30	0.08	0.04
	06/28/11	2:15	0.50	14.0	66.4	880	79.20	0.06	0.03
	06/28/11	2:45	0.50	14.0	62.5	870	78.30	0.06	0.03
	06/28/11	3:15	0.50	21.0	435.1	470	42.30	0.22	0.11
	06/28/11	3:45	0.50	21.0	421.9	480	43.20	0.22	0.11
	06/28/11	4:15	0.50	21.0	362.3	470	42.30	0.18	0.09
	06/28/11	4:45	0.50	21.0	186.7	450	40.50	0.09	0.05
	06/28/11	5:15	0.50	10.0	3,440	1,060	95.40	3.94	1.97
	06/28/11	5:45	0.50	10.0	3,297	1,050	94.50	3.74	1.87
	06/28/11	6:15	0.50	10.0	3,386	1,060	95.40	3.88	1.94
	06/28/11	6:45	0.50	10.0	2,966	1,050	94.50	3.36	1.68
	06/28/11	7:15	0.50	10.0	1,852	1,060	95.40	2.12	1.06
	06/28/11	7:45	0.50	6.0	29.3	1,300	117.00	0.04	0.02
	06/28/11	8:15	0.50	6.0	27.6	1,320	118.80	0.04	0.02
	06/28/11	8:45	0.50	6.0	12.1	1,300	117.00	0.02	0.01
								TOTAL	**9.42**

Well Data:			Pre AFVR Event			Post AFVR Event			Corrected Depth to Water Change (ft)
Well No.	Diameter (in)	Screened Interval (ft)	Depth to Product (ft)	Depth to Water (ft)	Product Thickness (ft)	Depth to Product (ft)	Depth to Water (ft)	Product Thickness (ft)	
MW-1R	2"	12-22	***	17.60	***	***	17.65	***	0.05
MW-12	2"	10-20	***	18.05	***	***	18.10	***	0.05

Vacuum Truck Information		Well ID	Stinger Depth
Subcontractor:	MECI	MW-1R	18.50
Truck Operator:	K. Pudney	MW-12	19.00
Stack I.D. (feet)	0.33 feet		

Recovery / Disposal Information

Hydro carbons Removed (vapor):	9.42	Pounds
Hydro carbons Removed (liquid):	0	Gallons
Total Hydrocarbons Removed:	1.63	Equivilant Gallons
Molecular Weight Utilized:	75	g / mole
Disposal Facility	TK Tank Services, Inc.	
Total Liquids Removed:	275	Gallons

TABLE 2D
DIFFERENTIAL PRESSURE AND GROUNDWATER DRAWDOWN DATA
H Q HEATH SERV 2
SUMTER, SOUTH CAROLINA
MECI PROJECT NUMBER 11-3436D
SCDHEC SITE ID NUMBER 08932

DIFFERENTIAL PRESSURE DATA

		Well Designation:		
		MW-2	MW-3	TFR-2
Nearest Extraction Well:		MW-12	MW-12	MW-1R
Approximate Distance:		82 ft	88 ft	16 ft
Time	Elapsed Time	Differential Pressure Readings (inches of water)		
20:45	0.0	0	0	0
21:15	0.5	0	0	0
21:45	1.0	0	0	0
22:15	1.5	0	0	0
22:45	2.0	0	0	0
23:15	2.5	0	0	0
23:45	3.0	0	0	0
0:15	3.5	0	0	0
0:45	4.0	0	0	0
1:15	4.5	0	0	0
1:45	5.0	0	0	0
2:15	5.5	0	0	0
2:45	6.0	0	0	0
3:15	6.5	0	0	0
3:45	7.0	0	0	0
4:15	7.5	0	0	0
4:45	8.0	0	0	0
5:15	8.5	0	0	0
5:45	9.0	0	0	0
6:15	9.5	0	0	0
6:45	10.0	0	0	0
7:15	10.5	0	0	0
7:45	11.0	0	0	0
8:15	11.5	0	0	0
8:45	12.0	0	0	0
Maximum Change:		**0**	**0**	**0**

GROUNDWATER DRAWDOWN DATA

		Well Designation:		
		MW-2	MW-3	TFR-2
Nearest Extraction Well:		MW-12	MW-12	MW-1R
Approximate Distance:		82 ft	88 ft	16 ft
Time	Elapsed Time	Depth to Liquid (feet below of casing):		
Prior to AFVR		17.50	19.23	17.70
0:45	4 hours	17.51	19.26	17.92
4:45	8 hours	17.53	19.31	18.47
8:45	12 hours	17.53	19.35	18.00
Maximum Change:		-0.03	-0.12	-0.77

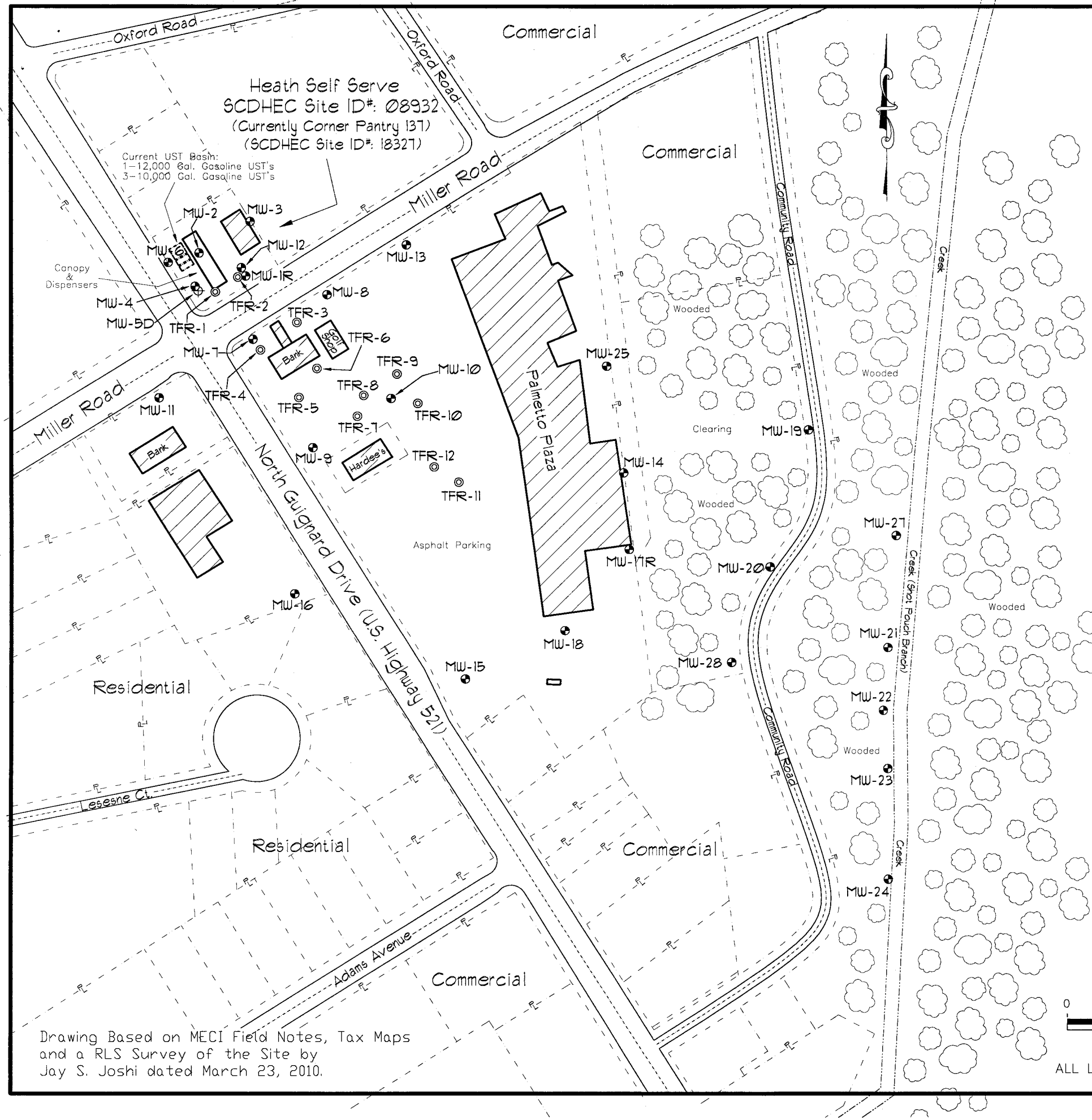

Drawing Based on MECI Field Notes, Tax Maps and a RLS Survey of the Site by Jay S. Joshi dated March 23, 2010.

Explanation:

- Location of Water Table Bracketing Monitoring Well
- Location of Double Cased Monitoring Well
- Location of 4-Inch Recovery Well
- Estimated Location of Existing Underground Storage Tanks
- Property Line

Groundwater Elevation Data

Well #	Date Sampled	Depth to Water (feet)	Well Head Elevation	Groundwater Elevation
MW-1R	3/17/10	16.51	171.85	155.34
MW-11R	3/17/10	15.19	170.33	155.14
MW-17R	3/17/10	11.73	163.81	152.08
MW-19	3/17/10	3.38	149.34	145.96
MW-28	3/17/10	4.81	153.73	148.92

Notes:

Depth to groundwater measured on March 17, 2010.

COC Concentration Data

Sample #	Benzene (ug/l)	Toluene (ug/l)	Ethylbenzene (ug/l)	Total Xylenes (ug/l)	Total BTEX (ug/l)	MTBE (ug/l)	Napthalene (ug/l)
MW-1R	2,840	34,800	5,860	28,500	72,000	<250	829
MW-11R	13.0	70.2	36.3	175	294.5	<5.0	<5.0
MW-17R	4,450	6,450	919	3,670	15,489	198	164
MW-19	134	<5.0	<5.0	<10.0	134	12.7	5.0
MW-28	<5.0	<5.0	<5.0	<10.0	BDL	<5.0	<5.0

Notes: Groundwater samples collected on March 17, 2010.
BDL = Below Detection Limits

GRAPHIC SCALE
0 100 200 300 400
1IN = 200FT

ALL LOCATIONS ARE APPROXIMATE

Site Features

Heath Self Serve
Sumter, South Carolina
SCDHEC Site ID 08932

Midlands Environmental Consultants, Inc.

JOB NO. 10-2691
DATE April 14, 2010
FIGURE 3

NON-HAZARDOUS WASTE MANIFEST

1. Generator ID Number	2. Page 1 of	3. Emergency Response Phone	4. Waste Tracking Number
			TK10473

GENERATOR

5. Generator's Name and Mailing Address

MIDLANDS ENVIRONMENTAL
1134 TWO NOTCH ROAD
LEXINGTON, SC 29073

Generator's Site Address (if different than mailing address)

Generator's Phone:

6. Transporter 1 Company Name: TK TANK SERVICE — SUMTER, SC — U.S. EPA ID Number: 987573557

7. Transporter 2 Company Name — U.S. EPA ID Number

8. Designated Facility Name and Site Address: TK TANK SERVICES, 425 BOULEVARD ROAD, SUMTER, SC 29153 — U.S. EPA ID Number: 987573557

Facility's Phone: 803-418-5314

	9. Waste Shipping Name and Description	10. Containers No.	10. Containers Type	11. Total Quantity	12. Unit Wt./Vol.	
1.	NON HAZARDOUS PETROLEUM CONTAMINATED WATER	01	TT	3650	gal	
2.						
3.						
4.						

Site:	UST Permit #:	Gallons Produced:
Davis Site	15120	150
McCutcheon's Grocery	09125	150
Pantry 3418	05042	175
Former Krispy Kreme	19367	150
Weeds Landing	06157	325
Town of Winnsboro	14433	125
Blythewood Stop & Shop	10503	200
Heath Self Serve	08932	325
Former Dixie Truck Stop	19435	150
West State Line Gulf	08606	200
Heath Self Serve	08932	325
Olanta Royal Market	14681	325
Weaver's Service	12983	75
Weaver's Service	12983	175
Weaver's Service	12983	150
Olanta Royal Market	14681	150
Phillips Rental Property	19328	50
Corner Pantry 103	07686	150
Richland County Public Works	11805	300

13. Speci

14. GENE — federal regulations for reporting proper disposal of Hazardous Waste.

Generato — ure — Month Day Year

INT'L

15. International Shipments ☐ Import to U.S. ☐ Export from U.S. Port of entry/exit:

Transporter Signature (for exports only): Date leaving U.S.:

TRANSPORTER

16. Transporter Acknowledgment of Receipt of Materials

Transporter 1 Printed/Typed Name: Steve A. Gamble — Signature: Steve A. Gamble — Month Day Year: 7 6 11

Transporter 2 Printed/Typed Name — Signature — Month Day Year

DESIGNATED FACILITY

17. Discrepancy

17a. Discrepancy Indication Space ☐ Quantity ☐ Type ☐ Residue ☐ Partial Rejection ☐ Full Rejection

Manifest Reference Number:

17b. Alternate Facility (or Generator) — U.S. EPA ID Number

Facility's Phone:

17c. Signature of Alternate Facility (or Generator) — Month Day Year

18. Designated Facility Owner or Operator: Certification of receipt of materials covered by the manifest except as noted in Item 17a

Printed/Typed Name — Signature — Month Day Year

NON-HAZARDOUS WASTE MANIFEST

1. Generator ID Number	2. Page 1 of	3. Emergency Response Phone	4. Waste Tracking Number
			TK10317

GENERATOR

5. Generator's Name and Mailing Address

MIDLANDS ENVIRONMENTAL
1447 OLD NOTCH ROAD
LEXINGTON, SC 29073

Generator's Site Address (if different than mailing address)

Generator's Phone:

6. Transporter 1 Company Name: TK TANK SERVICE — SUMTER, SC — U.S. EPA ID Number: 987573557

7. Transporter 2 Company Name — U.S. EPA ID Number

8. Designated Facility Name and Site Address

TK TANK SERVICES
425 BOULEVARD ROAD
SUMTER, SC 29153

U.S. EPA ID Number: 987573557

Facility's Phone: 803-418-5314

	9. Waste Shipping Name and Description	10. Containers No.	10. Containers Type	11. Total Quantity	12. Unit Wt./Vol.	
1	NON HAZARDOUS PETROLEUM CONTAMINATED WATER	3	TT	875	GAL	
2	Heath Self Serve					
3	A, B, C & D					
4						

13. Special Handling Instructions and Additional Information

14. **GENERATOR'S CERTIFICATION:** I certify the materials described above on this manifest are not subject to federal regulations for reporting proper disposal of Hazardous Waste.

Generator's/Offeror's Printed/Typed Name — Signature — Month — Day — Year

INT'L

15. International Shipments ☐ Import to U.S. ☐ Export from U.S. Port of entry/exit:

Transporter Signature (for exports only): Date leaving U.S.:

TRANSPORTER

16. Transporter Acknowledgment of Receipt of Materials

Transporter 1 Printed/Typed Name: Kyle Pudney — Signature: Kyle V. Pudney — Month: 6 — Day: 27 — Year: 11

Transporter 2 Printed/Typed Name — Signature — Month — Day — Year

DESIGNATED FACILITY

17. Discrepancy

17a. Discrepancy Indication Space ☐ Quantity ☐ Type ☐ Residue ☐ Partial Rejection ☐ Full Rejection

Manifest Reference Number:

17b. Alternate Facility (or Generator) — U.S. EPA ID Number

Facility's Phone:

17c. Signature of Alternate Facility (or Generator) — Month — Day — Year

18. Designated Facility Owner or Operator: Certification of receipt of materials covered by the manifest except as noted in Item 17a

Printed/Typed Name: Tommy Keels — Signature: Tommy Keels — Month: 06 — Day: 27 — Year: 11

NON-HAZARDOUS WASTE MANIFEST	1. Generator ID Number	2. Page 1 of	3. Emergency Response Phone	4. Waste Tracking Number
				TK62911

5. Generator's Name and Mailing Address

MIDLANDS ENVIRONMENTAL
1144 TWO NOTCH ROAD
LEXINGTON, SC 29073

Generator's Site Address (if different than mailing address)

Generator's Phone:

6. Transporter 1 Company Name: TK TANK SERVICE SUMTER, SC — U.S. EPA ID Number: 987573557

7. Transporter 2 Company Name — U.S. EPA ID Number:

8. Designated Facility Name and Site Address

TK TANK SERVICES
425 BOULEVARD ROAD
SUMTER, SC 29153

U.S. EPA ID Number: 987573557

Facility's Phone: 803-418-5314

	9. Waste Shipping Name and Description	10. Containers No.	10. Containers Type	11. Total Quantity	12. Unit Wt./Vol.
1.	NON HAZARDOUS PETROLEUM CONTAMINATED WATER			300	
2.					
3.					
4.					

13. Special Handling Instructions and Additional Information

14. GENERATOR'S CERTIFICATION: I certify the materials described above on this manifest are not subject to federal regulations for reporting proper disposal of Hazardous Waste.

Generator's/Offeror's Printed/Typed Name — Signature — Month Day Year

15. International Shipments ☐ Import to U.S. ☐ Export from U.S. Port of entry/exit:

Transporter Signature (for exports only): Date leaving U.S.:

16. Transporter Acknowledgment of Receipt of Materials

Transporter 1 Printed/Typed Name: Courtney H. Sanders — Signature: [signature] — Month 6 Day 29 Year 11

Transporter 2 Printed/Typed Name — Signature — Month Day Year

17. Discrepancy

17a. Discrepancy Indication Space ☐ Quantity ☐ Type ☐ Residue ☐ Partial Rejection ☐ Full Rejection

Manifest Reference Number:

17b. Alternate Facility (or Generator) — U.S. EPA ID Number

Facility's Phone:

17c. Signature of Alternate Facility (or Generator) — Month Day Year

18. Designated Facility Owner or Operator: Certification of receipt of materials covered by the manifest except as noted in Item 17a

Printed/Typed Name: Tommy Keels — Signature: Tommy Keels — Month 6 Day 29 Year 11

GENERATOR — INT'L — TRANSPORTER — DESIGNATED FACILITY

Midlands Environmental Consultants, Inc.

July 6, 2011

Ms. Cathleen Ridgley, Hydrogeologist
Corrective Action Section
Assessment and Corrective Action Division
Underground Storage Tank Program
Bureau of Land and Waste Management
South Carolina Department of Health
and Environmental Control
2600 Bull Street
Columbia, South Carolina 29201





Subject: Aggressive Fluid Vapor Recovery Report
H Q Heath Serv 2
Sumter, South Carolina
SCDHEC Site ID # 08932; CA #41805
MECI Project Number 11-3436C
Certified Site Rehabilitation Site Contractor UCC-0009

Dear Ms. Ridgley,

Midlands Environmental Consultants, Inc. (MECI) is pleased to submit the attached Aggressive Fluid Vapor Recovery Report for the referenced site. This describes the aggressive fluid vapor recovery activities conducted at the site in general accordance with South Carolina Department of Health and Environmental Control (SCDHEC) guidelines.

AGGRESSIVE FLUID VAPOR RECOVERY

MECI personnel conducted an Aggressive Fluid Vapor Recovery (AFVR) event at H Q Heath Serv 2 on June 27, 2011. The event was conducted on monitoring well MW-17R to reduce dissolved CoC concentrations. Free phase petroleum product was not detected in monitoring well MW-17R prior to the AFVR event. The event was conducted continuously for twelve hours by MECI personnel utilizing a vacuum extraction unit. Free phase petroleum product was not detected in the well immediately following the event.

MECI treated the off gas produced during the AFVR event using an activated carbon filter system. Calculated total petroleum hydrocarbons removed from the well were 0.82 pounds or approximately 0.14 equivalent gallons. The average rate of removal for the hydrocarbons was calculated to be 0.068 pounds per hour. Concentrations of off gas produced during the event were recorded from 2.0 parts per million by volume (PPM) to 522.6 PPM. Measurements were obtained from vapors prior to entering off gas treatment. Vacuum readings were recorded at a range of 6.0 to 21.0 inches of mercury during the event. A complete compilation of measurements recorded is presented in attached Table 1C.

Post Office Box 854, Lexington SC 29071 • 235-B Dooley Road, Lexington, SC 29073
Telephone: (803) 808-2043 • fax: (803) 808-2048

Differential pressures and groundwater levels were measured and recorded for selected site monitoring wells at regular intervals. This data is summarized in the attached Table 2C. Monitoring well locations are depicted on attached Figure.

A total of 450 gallons of liquid was removed from MW-17R during this event. Free phase petroleum product was not observed in the holding tank at the end of the event. The fluids produced were transported to TK Tank Services, Inc. of Sumter, S.C. for disposal. A disposal manifest for these fluids is attached at the end of this report.

QUALIFICATIONS OF REPORT

The activities and evaluative approaches used in this assignment are consistent with those normally employed in enhanced fluid recovery events and waste management projects of this type. Contents of this report are intended for the use by MECI and the South Carolina Department of Health and Environmental Control, under mutually agreed upon terms and conditions. If other parties wish to rely on this report please contact MECI prior to their use of this information so that a mutual understanding and agreement of the terms and conditions of our services can be established.

Midlands Environmental appreciates the opportunity to offer our professional environmental related services to you on this project. Please feel free to contact us at 803-808-2043 if you have any immediate questions or comments.

Sincerely,
Midlands Environmental Consultants, Inc.



Courtney M. Sanders
Staff Biologist



Brendon P. Kelly
Project Scientist

Attachments:

TABLE 1C
AFVR MONITORING DATA
H Q HEATH SERV 2
SUMTER, SOUTH CAROLINA
MECI PROJECT NUMBER 11-3436C
SCDHEC SITE ID NUMBER 08932

Extraction Well	Date	Time (hh:mm)	Differential Time (hr)	Extraction Well Head Vacuum (in. Hg)	Off Gas Measurements				
					Concentration (PPM)	Offgas Velocity Ft/Min	Flow Rate CFM	Removal Rate Lbs/Hr	Interval Removal Lbs
MW-17R	06/27/11	8:30	0.50	19.0	501.9	520	46.80	0.28	0.14
	06/27/11	9:00	0.50	19.0	522.6	520	46.80	0.29	0.15
	06/27/11	9:30	0.50	19.0	438.1	500	45.00	0.24	0.12
	06/27/11	10:00	0.50	19.0	399.5	480	43.20	0.21	0.10
	06/27/11	10:30	0.50	19.0	317.2	490	44.10	0.17	0.08
	06/27/11	11:00	0.50	19.0	128.9	520	46.80	0.07	0.04
	06/27/11	11:30	0.50	19.0	57.8	550	49.50	0.03	0.02
	06/27/11	12:00	0.50	21.0	102.3	530	47.70	0.06	0.03
	06/27/11	12:30	0.50	21.0	75.1	530	47.70	0.04	0.02
	06/27/11	13:00	0.50	21.0	66.0	500	45.00	0.04	0.02
	06/27/11	13:30	0.50	21.0	69.3	510	45.90	0.04	0.02
	06/27/11	14:00	0.50	21.0	41.7	520	46.80	0.02	0.01
	06/27/11	14:30	0.50	20.0	63.9	590	53.10	0.04	0.02
	06/27/11	15:00	0.50	20.0	40.5	600	54.00	0.03	0.01
	06/27/11	15:30	0.50	20.0	21.8	600	54.00	0.01	0.01
	06/27/11	16:00	0.50	6.0	5.4	1,260	113.40	0.01	0.00
	06/27/11	16:30	0.50	6.0	5.5	1,270	114.30	0.01	0.00
	06/27/11	17:00	0.50	6.0	7.2	1,270	114.30	0.01	0.00
	06/27/11	17:30	0.50	6.0	5.4	1,280	115.20	0.01	0.00
	06/27/11	18:00	0.50	6.0	2.0	1,270	114.30	0.00	0.00
	06/27/11	18:30	0.50	10.0	9.9	1,110	99.90	0.01	0.01
	06/27/11	19:00	0.50	10.0	10.2	1,120	100.80	0.01	0.01
	06/27/11	19:30	0.50	10.0	6.3	1,100	99.00	0.01	0.00
	06/27/11	20:00	0.50	10.0	4.9	1,120	100.80	0.01	0.00
	06/27/11	20:30	0.50	10.0	2.6	1,120	100.80	0.00	0.00
									TOTAL
									0.82

Well Data:			Pre AFVR Event			Post AFVR Event			Corrected Depth to Water Change (ft)
Well No.	Diameter (in)	Screened Interval (ft)	Depth to Product (ft)	Depth to Water (ft)	Product Thickness (ft)	Depth to Product (ft)	Depth to Water (ft)	Product Thickness (ft)	
MW-17R	2"	10-20	***	13.80	***	***	13.87	***	0.07

Vacuum Truck Information		Well ID	Stinger Depth
Subcontractor:	MECI	MW-17R	14.50
Truck Operator:	K. Pudney		
Stack I.D. (feet)	0.33 feet		

Recovery / Disposal Information

Hydro carbons Removed (vapor):	0.82	Pounds
Hydro carbons Removed (liquid):	0	Gallons
Total Hydrocarbons Removed:	0.14	Equivilant Gallons
Molecular Weight Utilized:	75	g / mole
Disposal Facility	TK Tank Services, Inc.	
Total Liquids Removed:	450	Gallons

TABLE 2C
DIFFERENTIAL PRESSURE AND GROUNDWATER DRAWDOWN DATA
H Q HEATH SERV 2
SUMTER, SOUTH CAROLINA
MECI PROJECT NUMBER 11-3436C
SCDHEC SITE ID NUMBER 08932

DIFFERENTIAL PRESSURE DATA

		Well Designation:		
		MW-14	**MW-15**	**MW-18**
Nearest Extraction Well:		MW-17R	MW-17R	MW-17R
Approximate Distance:		140 ft	376 ft	188 ft
Time	**Elapsed Time**	**Differential Pressure Readings (inches of water)**		
8:30	0.0	0	0	0
9:00	0.5	0	0	0
9:30	1.0	0	0	0
10:00	1.5	0	0	0
10:30	2.0	0	0	0
11:00	2.5	0	0	0
11:30	3.0	0	0	0
12:00	3.5	0	0	0
12:30	4.0	0	0	0
13:00	4.5	0	0	0
13:30	5.0	0	0	0
14:00	5.5	0	0	0
14:30	6.0	0	0	0
15:00	6.5	0	0	0
15:30	7.0	0	0	0
16:00	7.5	0	0	0
16:30	8.0	0	0	0
17:00	8.5	0	0	0
17:30	9.0	0	0	0
18:00	9.5	0	0	0
18:30	10.0	0	0	0
19:00	10.5	0	0	0
19:30	11.0	0	0	0
20:00	11.5	0	0	0
20:30	12.0	0	0	0
Maximum Change:		**0**	**0**	**0**

GROUNDWATER DRAWDOWN DATA

		Well Designation:		
		MW-14	**MW-15**	**MW-18**
Nearest Extraction Well:		MW-17R	MW-17R	MW-17R
Approximate Distance:		140 ft	376 ft	188 ft
Time	**Elapsed Time**	**Depth to Liquid (feet below of casing):**		
Prior to AFVR		13.65	12.00	14.10
12:30	4 hours	13.65	12.00	14.10
16:30	8 hours	13.65	12.00	14.10
20:30	12 hours	13.65	12.00	14.10
Maximum Change:		0.00	0.00	0.00

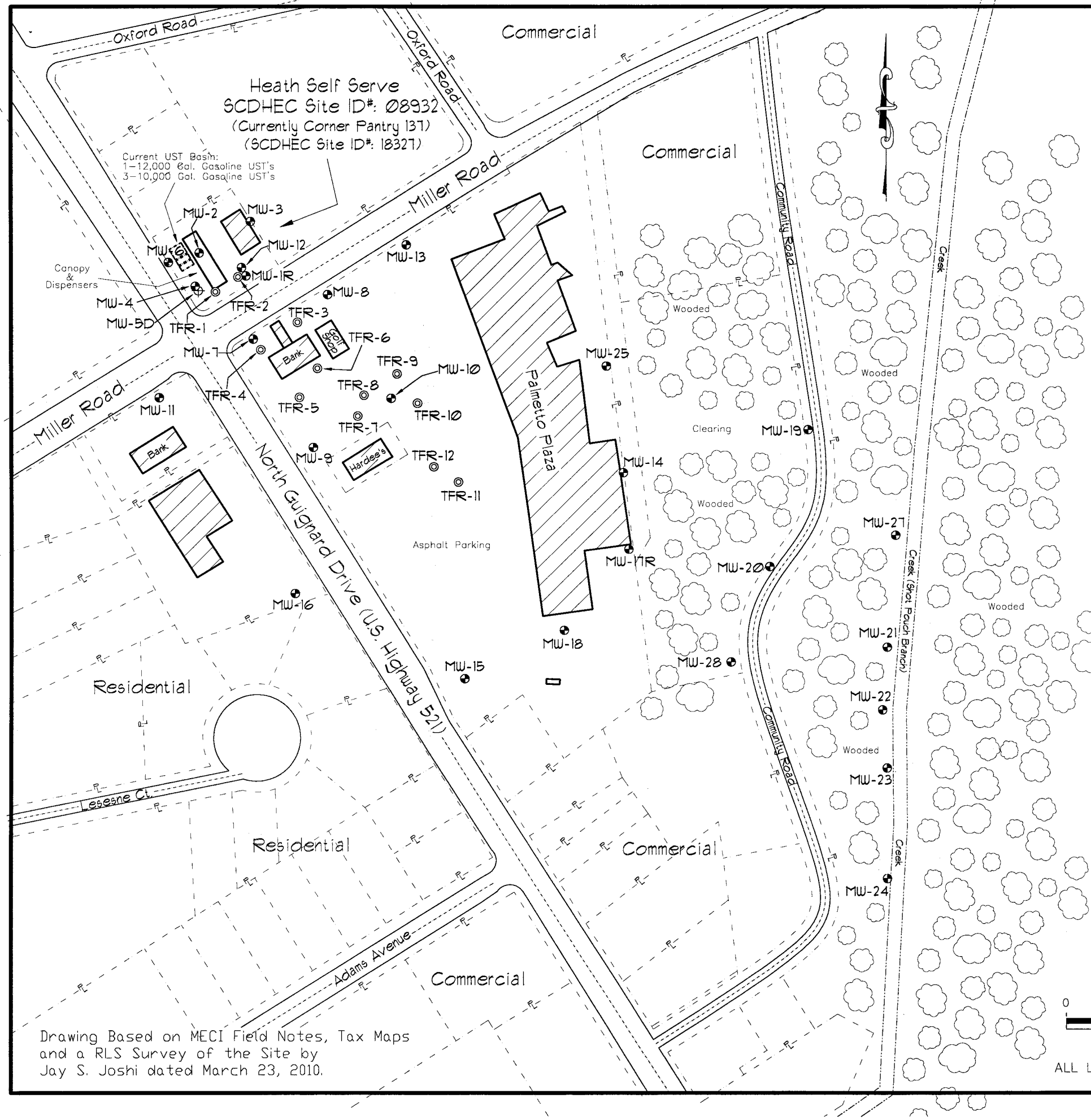

Drawing Based on MECI Field Notes, Tax Maps and a RLS Survey of the Site by Jay S. Joshi dated March 23, 2010.

Explanation:

- Location of Water Table Bracketing Monitoring Well
- Location of 4-Inch Recovery Well
- Location of Double Cased Monitoring Well
- Estimated Location of Existing Underground Storage Tanks
- Property Line

Groundwater Elevation Data

Well #	Date Sampled	Depth to Water (feet)	Well Head Elevation	Groundwater Elevation
MW-1R	3/17/10	16.51	171.85	155.34
MW-11R	3/17/10	15.19	170.33	155.14
MW-17R	3/17/10	11.73	163.81	152.08
MW-19	3/17/10	3.38	149.34	145.96
MW-28	3/17/10	4.81	153.73	148.92

Notes:

Depth to groundwater measured on March 17, 2010.

COC Concentration Data

Sample #	Benzene (ug/l)	Toluene (ug/l)	Ethylbenzene (ug/l)	Total Xylenes (ug/l)	Total BTEX (ug/l)	MTBE (ug/l)	Napthalene (ug/l)
MW-1R	2,840	34,800	5,860	28,500	72,000	<250	829
MW-11R	13.0	70.2	36.3	175	294.5	<5.0	<5.0
MW-17R	4,450	6,450	919	3,670	15,489	198	164
MW-19	134	<5.0	<5.0	<10.0	134	12.7	5.0
MW-28	<5.0	<5.0	<5.0	<10.0	BDL	<5.0	<5.0

Notes: Groundwater samples collected on March 17, 2010.
BDL = Below Detection Limits

GRAPHIC SCALE
0 100 200 300 400
1IN = 200FT

ALL LOCATIONS ARE APPROXIMATE

Site Features

Heath Self Serve
Sumter, South Carolina
SCDHEC Site ID 08932

Midlands Environmental Consultants, Inc.

JOB NO. 10-2691
DATE April 14, 2010
FIGURE 3

NON-HAZARDOUS WASTE MANIFEST

1. Generator ID Number	2. Page 1 of	3. Emergency Response Phone	4. Waste Tracking Number
			TK10475

GENERATOR

5. Generator's Name and Mailing Address: MIDLANDS ENVIRONMENTAL, 1144 TWO NOTCH ROAD, LEXINGTON, SC 29073

Generator's Site Address (if different than mailing address)

Generator's Phone:

6. Transporter 1 Company Name: TK TANK SERVICE — SUMTER, SC — U.S. EPA ID Number: 987573557

7. Transporter 2 Company Name — U.S. EPA ID Number

8. Designated Facility Name and Site Address: TK TANK SERVICES, 425 BOULEVARD ROAD, SUMTER, SC 29153 — U.S. EPA ID Number: 987573557

Facility's Phone: 803-418-5314

	9. Waste Shipping Name and Description	10. Containers No.	10. Containers Type	11. Total Quantity	12. Unit Wt./Vol.
1.	NON HAZARDOUS PETROLEUM CONTAMINATED WATER	01	TT	3650	gal
2.					
3.					
4.					

Site:	UST Permit #:	Gallons Produced:
Davis Site	15120	150
McCutcheon's Grocery	09125	150
Pantry 3418	05042	175
Former Krispy Kreme	19367	150
Weeds Landing	06157	325
Town of Winnsboro	14433	125
Blythewood Stop & Shop	10503	200
Heath Self Serve	08932	325
Former Dixie Truck Stop	19435	150
West State Line Gulf	08606	200
Heath Self Serve	08932	325
Olanta Royal Market	14681	325
Weaver's Service	12983	75
Weaver's Service	12983	175
Weaver's Service	12983	150
Olanta Royal Market	14681	150
Phillips Rental Property	19328	50
Corner Pantry 103	07686	150
Richland County Public Works	11805	300

13. Speci

14. GENE — federal regulations for reporting proper disposal of Hazardous Waste.

Generato — ure — Month Day Year

INT'L

15. International Shipments ☐ Import to U.S. ☐ Export from U.S. Port of entry/exit:

Transporter Signature (for exports only): Date leaving U.S.:

TRANSPORTER

16. Transporter Acknowledgment of Receipt of Materials

Transporter 1 Printed/Typed Name: Steve A. Gamble — Signature: Steve A. Gamble — Month 7 Day 6 Year 11

Transporter 2 Printed/Typed Name — Signature — Month Day Year

DESIGNATED FACILITY

17. Discrepancy

17a. Discrepancy Indication Space ☐ Quantity ☐ Type ☐ Residue ☐ Partial Rejection ☐ Full Rejection

Manifest Reference Number:

17b. Alternate Facility (or Generator) — U.S. EPA ID Number

Facility's Phone:

17c. Signature of Alternate Facility (or Generator) — Month Day Year

18. Designated Facility Owner or Operator: Certification of receipt of materials covered by the manifest except as noted in Item 17a

Printed/Typed Name — Signature — Month Day Year

NON-HAZARDOUS WASTE MANIFEST

1. Generator ID Number	2. Page 1 of	3. Emergency Response Phone	4. Waste Tracking Number
			TK10317

GENERATOR

5. Generator's Name and Mailing Address

MIDLANDS ENVIRONMENTAL
1144 TWO NOTCH ROAD
LEXINGTON, SC 29073

Generator's Site Address (if different than mailing address)

Generator's Phone:

6. Transporter 1 Company Name: TK TANK SERVICE — SUMTER, SC — U.S. EPA ID Number: 987573557

7. Transporter 2 Company Name — U.S. EPA ID Number

8. Designated Facility Name and Site Address

TK TANK SERVICES
425 BOULEVARD ROAD
SUMTER, SC 29153

U.S. EPA ID Number: 987573557

Facility's Phone: 803-418-5314

	9. Waste Shipping Name and Description	10. Containers No.	10. Containers Type	11. Total Quantity	12. Unit Wt./Vol.	
1.	NON HAZARDOUS PETROLEUM CONTAMINATED WATER	3	TT	825	GAL	
2.	Heath Self Serve					
3.	A, B, C & D					
4.						

13. Special Handling Instructions and Additional Information

14. **GENERATOR'S CERTIFICATION:** I certify the materials described above on this manifest are not subject to federal regulations for reporting proper disposal of Hazardous Waste.

Generator's/Offeror's Printed/Typed Name — Signature — Month — Day — Year

INT'L

15. International Shipments ☐ Import to U.S. ☐ Export from U.S. Port of entry/exit:

Transporter Signature (for exports only): Date leaving U.S.:

TRANSPORTER

16. Transporter Acknowledgment of Receipt of Materials

Transporter 1 Printed/Typed Name: Kyle Pudney — Signature: Kyle V. Pudney — Month: 6 — Day: 27 — Year: 11

Transporter 2 Printed/Typed Name — Signature — Month — Day — Year

DESIGNATED FACILITY

17. Discrepancy

17a. Discrepancy Indication Space ☐ Quantity ☐ Type ☐ Residue ☐ Partial Rejection ☐ Full Rejection

Manifest Reference Number:

17b. Alternate Facility (or Generator) — U.S. EPA ID Number

Facility's Phone:

17c. Signature of Alternate Facility (or Generator) — Month — Day — Year

18. Designated Facility Owner or Operator: Certification of receipt of materials covered by the manifest except as noted in Item 17a

Printed/Typed Name: Tommy Keels — Signature: Tommy Keels — Month: 06 — Day: 27 — Year: 11

NON-HAZARDOUS WASTE MANIFEST

1. Generator ID Number	2. Page 1 of	3. Emergency Response Phone	4. Waste Tracking Number
			TK62911

GENERATOR

5. Generator's Name and Mailing Address

MIDLANDS ENVIRONMENTAL
1144 TWO NOTCH ROAD
LEXINGTON, SC 29073

Generator's Site Address (if different than mailing address)

Generator's Phone:

6. Transporter 1 Company Name: TK TANK SERVICE — SUMTER, SC — U.S. EPA ID Number: 987573557

7. Transporter 2 Company Name — U.S. EPA ID Number

8. Designated Facility Name and Site Address

TK TANK SERVICES
435 BOULEVARD ROAD
SUMTER, SC 29153

U.S. EPA ID Number

Facility's Phone: 803-418-5314 — 987573557

	9. Waste Shipping Name and Description	10. Containers No.	10. Containers Type	11. Total Quantity	12. Unit Wt./Vol.	
1	NON HAZARDOUS PETROLEUM CONTAMINATED WATER			300		
2.						
3.						
4.						

13. Special Handling Instructions and Additional Information

14. GENERATOR'S CERTIFICATION: I certify the materials described above on this manifest are not subject to federal regulations for reporting proper disposal of Hazardous Waste.

Generator's/Offeror's Printed/Typed Name — Signature — Month — Day — Year

INT'L

15. International Shipments ☐ Import to U.S. ☐ Export from U.S. Port of entry/exit:

Transporter Signature (for exports only): Date leaving U.S.:

TRANSPORTER

16. Transporter Acknowledgment of Receipt of Materials

Transporter 1 Printed/Typed Name: Kaundra M. Sutton — Signature — Month: 6 — Day: 29 — Year: 11

Transporter 2 Printed/Typed Name — Signature — Month — Day — Year

DESIGNATED FACILITY

17. Discrepancy

17a. Discrepancy Indication Space ☐ Quantity ☐ Type ☐ Residue ☐ Partial Rejection ☐ Full Rejection

Manifest Reference Number:

17b. Alternate Facility (or Generator) — U.S. EPA ID Number

Facility's Phone:

17c. Signature of Alternate Facility (or Generator) — Month — Day — Year

18. Designated Facility Owner or Operator: Certification of receipt of materials covered by the manifest except as noted in Item 17a

Printed/Typed Name: Tommy Keels — Signature: Tommy Keels — Month: 6 — Day: 29 — Year: 11

Midlands
Environmental
Consultants, Inc.

July 6, 2011

UST
JUL 1 1 2011
PROGRAM

298 Rec
UST
DOCKET

Ms. Cathleen Ridgley, Hydrogeologist
Corrective Action Section
Assessment and Corrective Action Division
Underground Storage Tank Program
Bureau of Land and Waste Management
South Carolina Department of Health
and Environmental Control
2600 Bull Street
Columbia, South Carolina 29201

Subject: Aggressive Fluid Vapor Recovery Report
H Q Heath Serv 2
Sumter, South Carolina
SCDHEC Site ID # 08932; CA #41805
MECI Project Number 11-3436B
Certified Site Rehabilitation Site Contractor UCC-0009

Dear Ms. Ridgley,

Midlands Environmental Consultants, Inc. (MECI) is pleased to submit the attached Aggressive Fluid Vapor Recovery Report for the referenced site. This describes the aggressive fluid vapor recovery activities conducted at the site in general accordance with South Carolina Department of Health and Environmental Control (SCDHEC) guidelines.

AGGRESSIVE FLUID VAPOR RECOVERY

MECI personnel conducted an Aggressive Fluid Vapor Recovery (AFVR) event at H Q Heath Serv 2 on June 27 and 28, 2011. The event was conducted on monitoring well TFR-4 to remove free phase petroleum product and on MW-7 to reduce dissolved CoC concentrations. Free phase petroleum product was detected in monitoring well TFR-4 at a thickness of 0.30 feet prior to the AFVR event. The event was conducted continuously for twelve hours by MECI personnel utilizing a vacuum extraction unit. Free phase petroleum product was not detected in the wells immediately following the event.

MECI treated the off gas produced during the AFVR event using an activated carbon filter system. Calculated total petroleum hydrocarbons removed from the wells were 11.66 pounds or approximately 2.01 equivalent gallons. The average rate of removal for the hydrocarbons was calculated to be 0.97 pounds per hour. Concentrations of off gas produced during the event were recorded from 56.7 parts per million by volume (PPM) to 744 PPM. Measurements were obtained from vapors prior to entering off gas treatment. Vacuum readings were recorded at a range of 10.0 to 15.0 inches of mercury during the event. A complete compilation of measurements recorded is presented in attached Table 1B.

Post Office Box 854, Lexington SC 29071 • 235-B Dooley Road, Lexington, SC 29073
Telephone: (803) 808-2043 • fax: (803) 808-2048

Differential pressures and groundwater levels were measured and recorded for selected site monitoring wells at regular intervals. This data is summarized in the attached Table 2B. Monitoring well locations are depicted on attached Figure.

A total of 325 gallons of liquid was removed from MW-7 and TFR-4 during this event. Free phase petroleum product was not observed in the holding tank at the end of the event. The fluids produced were transported to TK Tank Services, Inc. of Sumter, S.C. for disposal. A disposal manifest for these fluids is attached at the end of this report.

QUALIFICATIONS OF REPORT

The activities and evaluative approaches used in this assignment are consistent with those normally employed in enhanced fluid recovery events and waste management projects of this type. Contents of this report are intended for the use by MECI and the South Carolina Department of Health and Environmental Control, under mutually agreed upon terms and conditions. If other parties wish to rely on this report please contact MECI prior to their use of this information so that a mutual understanding and agreement of the terms and conditions of our services can be established.

Midlands Environmental appreciates the opportunity to offer our professional environmental related services to you on this project. Please feel free to contact us at 803-808-2043 if you have any immediate questions or comments.

Sincerely,
Midlands Environmental Consultants, Inc.

Courtney M. Sanders
Staff Biologist

Brendon P. Kelly
Project Scientist

Attachments:

TABLE 1B
AFVR MONITORING DATA
H Q HEATH SERV 2
SUMTER, SOUTH CAROLINA
MECI PROJECT NUMBER 11-3436B
SCDHEC SITE ID NUMBER 08932

Extraction Well	Date	Time (hh:mm)	Differential Time (hr)	Extraction Well Head Vacuum (in. Hg)	Off Gas Measurements				
					Concentration (PPM)	Offgas Velocity Ft/Min	Flow Rate CFM	Removal Rate Lbs/Hr	Interval Removal Lbs
MW-7	06/27/11	20:45	0.50	10.0	63.8	2,580	232.20	0.18	0.09
TFR-4	06/27/11	21:15	0.50	10.0	115	2,610	234.90	0.32	0.16
	06/27/11	21:45	0.50	10.0	81.9	2,580	232.20	0.23	0.11
	06/27/11	22:15	0.50	10.0	66.6	2,570	231.30	0.18	0.09
	06/27/11	22:45	0.50	10.0	58.5	2,580	232.20	0.16	0.08
	06/27/11	23:15	0.50	10.0	56.7	2,560	230.40	0.16	0.08
	06/27/11	23:45	0.50	15.0	512	1,890	170.10	1.05	0.52
	06/28/11	0:15	0.50	15.0	500	1,920	172.80	1.04	0.52
	06/28/11	0:45	0.50	15.0	586	1,930	173.70	1.22	0.61
	06/28/11	1:15	0.50	15.0	473	1,910	171.90	0.98	0.49
	06/28/11	1:45	0.50	12.0	744	2,380	214.20	1.91	0.96
	06/28/11	2:15	0.50	12.0	662	2,410	216.90	1.72	0.86
	06/28/11	2:45	0.50	12.0	608	2,400	216.00	1.58	0.79
	06/28/11	3:15	0.50	12.0	578	2,420	217.80	1.51	0.76
	06/28/11	3:45	0.50	12.0	591	2,400	216.00	1.53	0.77
	06/28/11	4:15	0.50	12.0	584	2,400	216.00	1.51	0.76
	06/28/11	4:45	0.50	12.0	581	2,390	215.10	1.50	0.75
	06/28/11	5:15	0.50	10.0	321	2,720	244.80	0.94	0.47
	06/28/11	5:45	0.50	10.0	308	2,740	246.60	0.91	0.46
	06/28/11	6:15	0.50	10.0	283	2,730	245.70	0.83	0.42
	06/28/11	6:45	0.50	10.0	264	2,740	246.60	0.78	0.39
	06/28/11	7:15	0.50	10.0	271	2,740	246.60	0.80	0.40
	06/28/11	7:45	0.50	10.0	260	2,710	243.90	0.76	0.38
	06/28/11	8:15	0.50	10.0	251	2,730	245.70	0.74	0.37
	06/28/11	8:45	0.50	10.0	257	2,740	246.60	0.76	0.38
									TOTAL 11.66

Well Data:			Pre AFVR Event			Post AFVR Event			Corrected Depth to Water Change (ft)
Well No.	Diameter (in)	Screened Interval (ft)	Depth to Product (ft)	Depth to Water (ft)	Product Thickness (ft)	Depth to Product (ft)	Depth to Water (ft)	Product Thickness (ft)	
MW-7	2"	12-22	***	17.44	***	***	17.58	***	0.14
TFR-4	4"	***	17.55	17.85	0.30	***	17.40	***	-0.20

Vacuum Truck Information		Well ID	Stinger Depth
Subcontractor:	MECI	MW-7	18.50
Truck Operator:	B. Owen	TFR-4	18.50
Stack I.D. (feet)	0.33 feet		
Corrected Depth to water prior to AFVR event in TFR-4=			17.60

Recovery / Disposal Information		
Hydro carbons Removed (vapor):	11.66	Pounds
Hydro carbons Removed (liquid):	0	Gallons
Total Hydrocarbons Removed:	2.01	Equivilant Gallons
Molecular Weight Utilized:	75	g / mole
Disposal Facility	TK Tank Services, Inc.	
Total Liquids Removed:	325	Gallons

TABLE 2B
DIFFERENTIAL PRESSURE AND GROUNDWATER DRAWDOWN DATA
H Q HEATH SERV 2
SUMTER, SOUTH CAROLINA
MECI PROJECT NUMBER 11-3436B
SCDHEC SITE ID NUMBER 08932

DIFFERENTIAL PRESSURE DATA

		Well Designation:		
		MW-8	TFR-3	TFR-5
Nearest Extraction Well:		TFR-4	TFR-4	TFR-4
Approximate Distance:		156 ft	84 ft	116 ft
Time	Elapsed Time	Differential Pressure Readings (inches of water)		
20:45	0.0	0	0	0
21:15	0.5	0	0	0
21:45	1.0	0	0	0
22:15	1.5	0	0	0
22:45	2.0	0	0	0
23:15	2.5	0	0	0
23:45	3.0	0	0	0
0:15	3.5	0	0	0
0:45	4.0	0	0	0
1:15	4.5	0	0	0
1:45	5.0	0	0	0
2:15	5.5	0	0	0
2:45	6.0	0	0	0
3:15	6.5	0	0	0
3:45	7.0	0	0	0
4:15	7.5	0	0	0
4:45	8.0	0	0	0
5:15	8.5	0	0	0
5:45	9.0	0	0	0
6:15	9.5	0	0	0
6:45	10.0	0	0	0
7:15	10.5	0	0	0
7:45	11.0	0	0	0
8:15	11.5	0	0	0
8:45	12.0	0	0	0
Maximum Change:		**0**	**0**	**0**

GROUNDWATER DRAWDOWN DATA

		Well Designation:		
		MW-8	TFR-3	TFR-5
Nearest Extraction Well:		TFR-4	TFR-4	TFR-4
Approximate Distance:		156 ft	84 ft	116 ft
Time	Elapsed Time	Depth to Liquid (feet below of casing):		
Prior to AFVR		18.25	17.65	0.15
0:45	4 hours	18.25	17.66	0.15
4:45	8 hours	18.25	17.67	0.15
8:45	12 hours	18.26	17.69	0.15
Maximum Change:		-0.01	-0.04	0.00

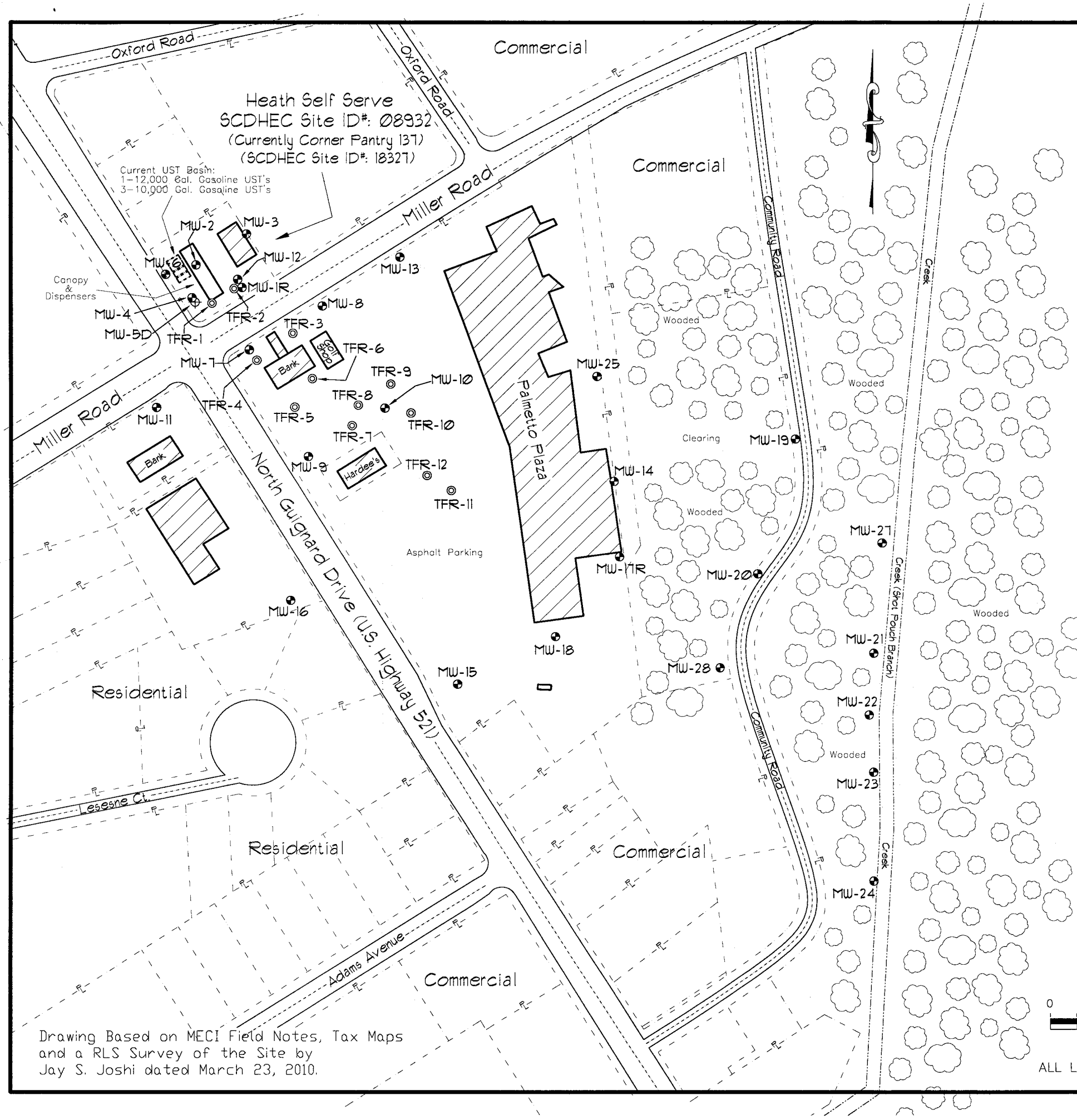

Explanation:

- Location of Water Table Bracketing Monitoring Well
- Location of 4-Inch Recovery Well
- Location of Double Cased Monitoring Well
- Estimated Location of Existing Underground Storage Tanks
- Property Line

Groundwater Elevation Data

Well #	Date Sampled	Depth to Water (feet)	Well Head Elevation	Groundwater Elevation
MW-1R	3/17/10	16.51	171.85	155.34
MW-11R	3/17/10	15.19	170.33	155.14
MW-17R	3/17/10	11.73	163.81	152.08
MW-19	3/17/10	3.38	149.34	145.96
MW-28	3/17/10	4.81	153.73	148.92

Notes:

Depth to groundwater measured on March 17, 2010.

COC Concentration Data

Sample #	Benzene (ug/l)	Toluene (ug/l)	Ethylbenzene (ug/l)	Total Xylenes (ug/l)	Total BTEX (ug/l)	MTBE (ug/l)	Napthalene (ug/l)
MW-1R	2,840	34,800	5,860	28,500	72,000	<250	829
MW-11R	13.0	70.2	36.3	175	294.5	<5.0	<5.0
MW-17R	4,450	6,450	919	3,670	15,489	198	164
MW-19	134	<5.0	<5.0	<10.0	134	12.7	5.0
MW-28	<5.0	<5.0	<5.0	<10.0	BDL	<5.0	<5.0

Notes: Groundwater samples collected on March 17, 2010.
BDL = Below Detection Limits

GRAPHIC SCALE
0 100 200 300 400
1IN = 200FT

ALL LOCATIONS ARE APPROXIMATE

Drawing Based on MECI Field Notes, Tax Maps and a RLS Survey of the Site by Jay S. Joshi dated March 23, 2010.

Site Features

Heath Self Serve
Sumter, South Carolina
SCDHEC Site ID 08932

Midlands Environmental Consultants, Inc.

JOB NO. 10-2691
DATE April 14, 2010
FIGURE 3

NON-HAZARDOUS WASTE MANIFEST

1. Generator ID Number | 2. Page 1 of | 3. Emergency Response Phone | 4. Waste Tracking Number: TR10473

GENERATOR

5. Generator's Name and Mailing Address: MIDLANDS ENVIRONMENTAL, 1134 TWO NOTCH ROAD, LEXINGTON, SC 29072

Generator's Site Address (if different than mailing address)

Generator's Phone:

6. Transporter 1 Company Name: TK TANK SERVICE — SUMTER, SC — U.S. EPA ID Number: 987573557

7. Transporter 2 Company Name — U.S. EPA ID Number

8. Designated Facility Name and Site Address: TK TANK SERVICES, 425 BOULEVARD ROAD, SUMTER, SC 29153 — U.S. EPA ID Number: 987573557

Facility's Phone: 803-418-5311

	9. Waste Shipping Name and Description	10. Containers No.	10. Containers Type	11. Total Quantity	12. Unit Wt./Vol.
1.	NON HAZARDOUS PETROLEUM CONTAMINATED WATER	61	TT	3650	gal
2.					
3.					
4.					

13. Special

Site:	UST Permit #:	Gallons Produced:
Davis Site	15120	150
McCutcheon's Grocery	09125	150
Pantry 3418	05042	175
Former Krispy Kreme	19367	150
Weeds Landing	06157	325
Town of Winnsboro	14433	125
Blythewood Stop & Shop	10503	200
Heath Self Serve	08932	325
Former Dixie Truck Stop	19435	150
West State Line Gulf	08606	200
Heath Self Serve	08932	325
Olanta Royal Market	14681	325
Weaver's Service	12983	75
Weaver's Service	12983	175
Weaver's Service	12983	150
Olanta Royal Market	14681	150
Phillips Rental Property	19328	50
Corner Pantry 103	07686	150
Richland County Public Works	11805	300

14. GENE — federal regulations for reporting proper disposal of Hazardous Waste.

Generato — ure — Month Day Year

INT'L

15. International Shipments ☐ Import to U.S. ☐ Export from U.S. Port of entry/exit:

Transporter Signature (for exports only): Date leaving U.S.:

TRANSPORTER

16. Transporter Acknowledgment of Receipt of Materials

Transporter 1 Printed/Typed Name: Steve A. Gamble — Signature — Month 7 Day 6 Year 11

Transporter 2 Printed/Typed Name — Signature — Month Day Year

DESIGNATED FACILITY

17. Discrepancy

17a. Discrepancy Indication Space ☐ Quantity ☐ Type ☐ Residue ☐ Partial Rejection ☐ Full Rejection

Manifest Reference Number:

17b. Alternate Facility (or Generator) — U.S. EPA ID Number

Facility's Phone:

17c. Signature of Alternate Facility (or Generator) — Month Day Year

18. Designated Facility Owner or Operator: Certification of receipt of materials covered by the manifest except as noted in Item 17a

Printed/Typed Name — Signature — Month Day Year

NON-HAZARDOUS WASTE MANIFEST

1. Generator ID Number	2. Page 1 of	3. Emergency Response Phone	4. Waste Tracking Number
			TK10317

GENERATOR

5. Generator's Name and Mailing Address

MIDLANDS ENVIRONMENTAL
1144 TWO NOTCH ROAD
LEXINGTON, SC 29073

Generator's Site Address (if different than mailing address)

Generator's Phone:

6. Transporter 1 Company Name: TK TANK SERVICE — SUMTER, SC — U.S. EPA ID Number: 987573557

7. Transporter 2 Company Name — U.S. EPA ID Number

8. Designated Facility Name and Site Address

TK TANK SERVICES
425 BOULEVARD ROAD
SUMTER, SC 29153

U.S. EPA ID Number: 987573557

Facility's Phone: 803-418-5314

	9. Waste Shipping Name and Description	10. Containers No.	10. Containers Type	11. Total Quantity	12. Unit Wt./Vol.	
1.	NON HAZARDOUS PETROLEUM CONTAMINATED WATER	3	TT	825	GAL	
2.	Heath Self Serve					
3.	A, B, C & D					
4.						

13. Special Handling Instructions and Additional Information

14. **GENERATOR'S CERTIFICATION:** I certify the materials described above on this manifest are not subject to federal regulations for reporting proper disposal of Hazardous Waste.

Generator's/Offeror's Printed/Typed Name — Signature — Month — Day — Year

INT'L

15. International Shipments ☐ Import to U.S. ☐ Export from U.S. Port of entry/exit:

Transporter Signature (for exports only): Date leaving U.S.:

TRANSPORTER

16. Transporter Acknowledgment of Receipt of Materials

Transporter 1 Printed/Typed Name: Kyle Pudney — Signature: Kyle V. Pudney — Month: 6 — Day: 27 — Year: 11

Transporter 2 Printed/Typed Name — Signature — Month — Day — Year

DESIGNATED FACILITY

17. Discrepancy

17a. Discrepancy Indication Space ☐ Quantity ☐ Type ☐ Residue ☐ Partial Rejection ☐ Full Rejection

Manifest Reference Number:

17b. Alternate Facility (or Generator) — U.S. EPA ID Number

Facility's Phone:

17c. Signature of Alternate Facility (or Generator) — Month — Day — Year

18. Designated Facility Owner or Operator: Certification of receipt of materials covered by the manifest except as noted in Item 17a

Printed/Typed Name: Tommy Keels — Signature: Tommy Keels — Month: 06 — Day: 27 — Year: 11

169-BLC-O 5 11977 (Rev. 8/06)

TRANSPORTER #1

NON-HAZARDOUS WASTE MANIFEST

1. Generator ID Number	2. Page 1 of	3. Emergency Response Phone	4. Waste Tracking Number
			TK62911

GENERATOR

5. Generator's Name and Mailing Address

MIDLANDS ENVIRONMENTAL
1144 IWO NOICH ROAD
LEXINGTON, SC 29073

Generator's Site Address (if different than mailing address)

Generator's Phone:

6. Transporter 1 Company Name: TK TANK SERVICE — SUMTER, SC — U.S. EPA ID Number: 987573557

7. Transporter 2 Company Name — U.S. EPA ID Number

8. Designated Facility Name and Site Address

TK TANK SERVICES
425 BOULEVARD ROAD
SUMTER, SC 29153

U.S. EPA ID Number: 987573557

Facility's Phone: 803-418-5314

	9. Waste Shipping Name and Description	10. Containers No.	10. Containers Type	11. Total Quantity	12. Unit Wt./Vol.	
1.	NON HAZARDOUS PETROLEUM CONTAMINATED WATER			300		
2.						
3.						
4.						

13. Special Handling Instructions and Additional Information

14. **GENERATOR'S CERTIFICATION:** I certify the materials described above on this manifest are not subject to federal regulations for reporting proper disposal of Hazardous Waste.

Generator's/Offeror's Printed/Typed Name — Signature — Month — Day — Year

INT'L

15. International Shipments ☐ Import to U.S. ☐ Export from U.S. Port of entry/exit:

Transporter Signature (for exports only): Date leaving U.S.:

TRANSPORTER

16. Transporter Acknowledgment of Receipt of Materials

Transporter 1 Printed/Typed Name: Kenneth M. Sanders — Signature — Month: 6 — Day: 29 — Year: 11

Transporter 2 Printed/Typed Name — Signature — Month — Day — Year

DESIGNATED FACILITY

17. Discrepancy

17a. Discrepancy Indication Space ☐ Quantity ☐ Type ☐ Residue ☐ Partial Rejection ☐ Full Rejection

Manifest Reference Number:

17b. Alternate Facility (or Generator) — U.S. EPA ID Number

Facility's Phone:

17c. Signature of Alternate Facility (or Generator) — Month — Day — Year

18. Designated Facility Owner or Operator: Certification of receipt of materials covered by the manifest except as noted in Item 17a

Printed/Typed Name: Tommy Keels — Signature: Tommy Keels — Month: 6 — Day: 29 — Year: 11

Midlands Environmental Consultants, Inc.

July 6, 2011

Ms. Cathleen Ridgley, Hydrogeologist
Corrective Action Section
Assessment and Corrective Action Division
Underground Storage Tank Program
Bureau of Land and Waste Management
South Carolina Department of Health
and Environmental Control
2600 Bull Street
Columbia, South Carolina 29201





Subject: Aggressive Fluid Vapor Recovery Report
H Q Heath Serv 2
Sumter, South Carolina
SCDHEC Site ID# 08932; CA #41805
MECI Project Number 11-3436A
Certified Site Rehabilitation Site Contractor UCC-0009

Dear Ms. Ridgley,

Midlands Environmental Consultants, Inc. (MECI) is pleased to submit the attached Aggressive Fluid Vapor Recovery Report for the referenced site. This describes the aggressive fluid vapor recovery activities conducted at the site in general accordance with South Carolina Department of Health and Environmental Control (SCDHEC) guidelines.

AGGRESSIVE FLUID VAPOR RECOVERY

A site visit was conducted at H Q Heath Serv 2 on June 21, 2011 to locate/gauge monitoring wells and to evaluate current site conditions. MECI personnel conducted an Aggressive Fluid Vapor Recovery (AFVR) event at H Q Heath Serv 2. on June 27, 2011. The event was conducted on monitoring well TFR-7 to remove free phase petroleum product and on MW-10 to reduce dissolved CoC concentrations. Free phase petroleum product was detected in monitoring well TFR-7 at a thickness of 2.18 feet prior to the AFVR event. The event was conducted continuously for twelve hours by MECI personnel utilizing a vacuum extraction unit. Free phase petroleum product was not detected in the wells immediately following the event.

MECI treated the off gas produced during the AFVR event using an activated carbon filter system. Calculated total petroleum hydrocarbons removed from the wells were 17.05 pounds or approximately 2.95 equivalent gallons. The average rate of removal for the hydrocarbons was calculated to be 1.42 pounds per hour. Concentrations of off gas produced during the event were recorded from 18.1 parts per million by volume (PPM) to 4,386 PPM. Measurements were obtained from vapors prior to entering off gas treatment. Vacuum readings were recorded at a range of 6.0 to 21.0 inches of mercury during the event. A complete compilation of measurements recorded is presented in attached Table 1A.

Post Office Box 854, Lexington SC 29071 • 235-B Dooley Road, Lexington, SC 29073
Telephone: (803) 808-2043 • fax: (803) 808-2048

Differential pressures and groundwater levels were measured and recorded for selected site monitoring wells at regular intervals. This data is summarized in the attached Table 2A. Monitoring well locations are depicted on attached Figure.

A total of 575 gallons of liquid was removed from MW-10 and TFR-7 during this event. Free phase petroleum product was not observed in the holding tank at the end of the event. The fluids produced were transported to TK Tank Services, Inc. of Sumter, S.C. for disposal. A disposal manifest for these fluids is attached at the end of this report.

QUALIFICATIONS OF REPORT

The activities and evaluative approaches used in this assignment are consistent with those normally employed in enhanced fluid recovery events and waste management projects of this type. Contents of this report are intended for the use by MECI and the South Carolina Department of Health and Environmental Control, under mutually agreed upon terms and conditions. If other parties wish to rely on this report please contact MECI prior to their use of this information so that a mutual understanding and agreement of the terms and conditions of our services can be established.

Midlands Environmental appreciates the opportunity to offer our professional environmental related services to you on this project. Please feel free to contact us at 803-808-2043 if you have any immediate questions or comments.

Sincerely,
Midlands Environmental Consultants, Inc.

Courtney M. Sanders
Staff Biologist

Brendon P. Kelly
Project Scientist

Attachments:

TABLE 1A
AFVR MONITORING DATA
H Q HEATH SERV 2
SUMTER, SOUTH CAROLINA
MECI PROJECT NUMBER 11-3436A
SCDHEC SITE ID NUMBER 08932

Extraction Well	Date	Time (hh:mm)	Differential Time (hr)	Extraction Well Head Vacuum (in. Hg)	Off Gas Measurements				
					Concentration (PPM)	Offgas Velocity Ft/Min	Flow Rate CFM	Removal Rate Lbs/Hr	Interval Removal Lbs
MW-10	06/27/11	8:30	0.50	15.0	982	1,230	110.70	1.30	0.65
TFR-7	06/27/11	9:00	0.50	15.0	1,113	1,240	111.60	1.49	0.75
	06/27/11	9:30	0.50	15.0	1,232	1,240	111.60	1.65	0.82
	06/27/11	10:00	0.50	20.0	2,946	860	77.40	2.74	1.37
	06/27/11	10:30	0.50	20.0	2,835	900	81.00	2.76	1.38
	06/27/11	11:00	0.50	21.0	4,386	1,130	101.70	5.35	2.68
	06/27/11	11:30	0.50	21.0	4,147	1,120	100.80	5.02	2.51
	06/27/11	12:00	0.50	16.0	2,064	1,200	108.00	2.67	1.34
	06/27/11	12:30	0.50	16.0	1,858	1,210	108.90	2.43	1.21
	06/27/11	13:00	0.50	7.0	108	3,270	294.30	0.38	0.19
	06/27/11	13:30	0.50	7.0	40.2	3,280	295.20	0.14	0.07
	06/27/11	14:00	0.50	20.0	2,241	890	80.10	2.15	1.08
	06/27/11	14:30	0.50	20.0	2,208	860	77.40	2.05	1.03
	06/27/11	15:00	0.50	20.0	2,186	880	79.20	2.08	1.04
	06/27/11	15:30	0.50	7.0	289	3,140	282.60	0.98	0.49
	06/27/11	16:00	0.50	7.0	22.0	3,160	284.40	0.08	0.04
	06/27/11	16:30	0.50	6.0	41.4	2,430	218.70	0.11	0.05
	06/27/11	17:00	0.50	6.0	42.3	2,400	216.00	0.11	0.05
	06/27/11	17:30	0.50	6.0	38.7	2,390	215.10	0.10	0.05
	06/27/11	18:00	0.50	6.0	31.5	2,430	218.70	0.08	0.04
	06/27/11	18:30	0.50	6.0	18.1	2,430	218.70	0.05	0.02
	06/27/11	19:00	0.50	10.0	50.4	1,830	164.70	0.10	0.05
	06/27/11	19:30	0.50	10.0	48.6	1,800	162.00	0.09	0.05
	06/27/11	20:00	0.50	10.0	53.2	1,820	163.80	0.10	0.05
	06/27/11	20:30	0.50	10.0	44.3	1,820	163.80	0.09	0.04
									TOTAL **17.05**

Well Data:			Pre AFVR Event			Post AFVR Event			Corrected Depth to Water Change (ft)
Well No.	Diameter (in)	Screened Interval (ft)	Depth to Product (ft)	Depth to Water (ft)	Product Thickness (ft)	Depth to Product (ft)	Depth to Water (ft)	Product Thickness (ft)	
MW-10	2"	13-23	***	17.09	***	***	17.37	***	0.28
TFR-7	4"	***	17.35	19.53	2.18	***	17.66	***	-0.02

Vacuum Truck Information		Well ID	Stinger Depth
Subcontractor:	MECI	MW-10	18.00
Truck Operator:	B. Owen	TFR-7	20.50
Stack I.D. (feet)	0.33 feet		
Corrected Depth to water prior to AFVR event in MW-10=			17.68

Recovery / Disposal Information		
Hydro carbons Removed (vapor):	17.05	Pounds
Hydro carbons Removed (liquid):	0	Gallons
Total Hydrocarbons Removed:	2.95	Equivilant Gallons
Molecular Weight Utilized:	75	g / mole
Disposal Facility	TK Tank Services, Inc.	
Total Liquids Removed:	575	Gallons

TABLE 2A
DIFFERENTIAL PRESSURE AND GROUNDWATER DRAWDOWN DATA
H Q HEATH SERV 2
SUMTER, SOUTH CAROLINA
MECI PROJECT NUMBER 11-3436A
SCDHEC SITE ID NUMBER 08932

DIFFERENTIAL PRESSURE DATA

		Well Designation:		
		TFR-5	TFR-8	TFR-9
Nearest Extraction Well:		TFR-7	TFR-7	MW-10
Approximate Distance:		112 ft	40 ft	48 ft
Time	**Elapsed Time**	**Differential Pressure Readings (inches of water)**		
8:30	0.0	0	0	0
9:00	0.5	0	0	0
9:30	1.0	0	0	0
10:00	1.5	0	0	0
10:30	2.0	0	0	0
11:00	2.5	0	0	0
11:30	3.0	0	0	0
12:00	3.5	0	0	0
12:30	4.0	0	0	0
13:00	4.5	0	0	0
13:30	5.0	0	0	0
14:00	5.5	0	0	0
14:30	6.0	0	0	0
15:00	6.5	0	0	0
15:30	7.0	0	0	0
16:00	7.5	0	0	0
16:30	8.0	0	0	0
17:00	8.5	0	0	0
17:30	9.0	0	0	0
18:00	9.5	0	0	0
18:30	10.0	0	0	0
19:00	10.5	0	0	0
19:30	11.0	0	0	0
20:00	11.5	0	0	0
20:30	12.0	0	0	0
Maximum Change:		**0**	**0**	**0**

GROUNDWATER DRAWDOWN DATA

		Well Designation:		
		TFR-5	TFR-8	TFR-9
Nearest Extraction Well:		TFR-7	TFR-7	MW-10
Approximate Distance:		112 ft	40 ft	48 ft
Time	**Elapsed Time**	**Depth to Liquid (feet below of casing):**		
Prior to AFVR		0.10	17.45	16.53
12:30	4 hours	0.14	17.51	16.56
16:30	8 hours	0.15	17.54	16.58
20:30	12 hours	0.15	17.46	16.56
Maximum Change:		-0.05	-0.09	-0.05

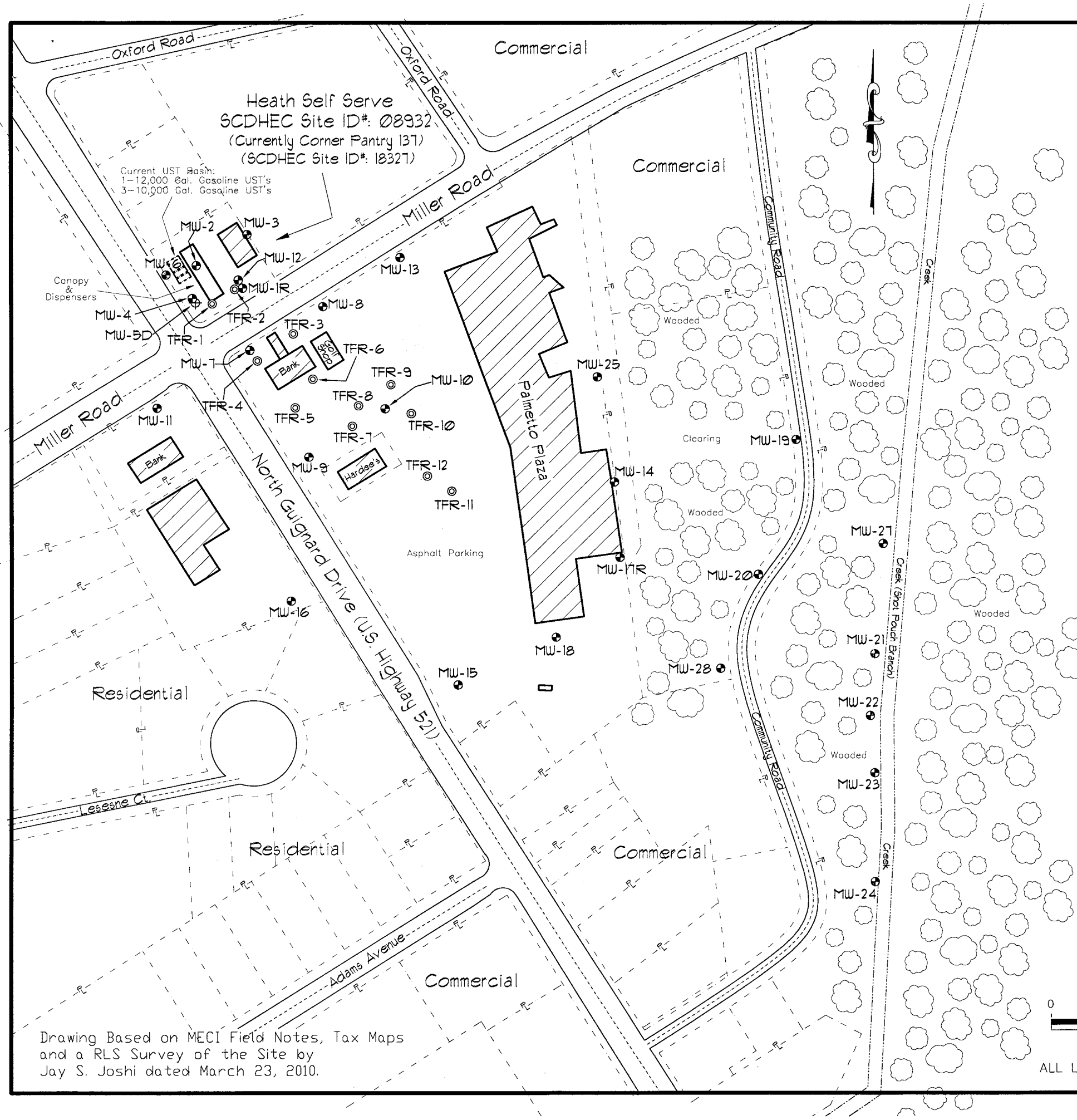

Drawing Based on MECI Field Notes, Tax Maps and a RLS Survey of the Site by Jay S. Joshi dated March 23, 2010.

Explanation:

- Location of Water Table Bracketing Monitoring Well
- Location of 4-Inch Recovery Well
- Location of Double Cased Monitoring Well
- Estimated Location of Existing Underground Storage Tanks
- —P— —Property Line

Groundwater Elevation Data

Well #	Date Sampled	Depth to Water (feet)	Well Head Elevation	Groundwater Elevation
MW-1R	3/17/10	16.51	171.85	155.34
MW-11R	3/17/10	15.19	170.33	155.14
MW-17R	3/17/10	11.73	163.81	152.08
MW-19	3/17/10	3.38	149.34	145.96
MW-28	3/17/10	4.81	153.73	148.92

Notes:

Depth to groundwater measured on March 17, 2010.

COC Concentration Data

Sample #	Benzene (ug/l)	Toluene (ug/l)	Ethylbenzene (ug/l)	Total Xylenes (ug/l)	Total BTEX (ug/l)	MTBE (ug/l)	Napthalene (ug/l)
MW-1R	2,840	34,800	5,860	28,500	72,000	<250	829
MW-11R	13.0	70.2	36.3	175	294.5	<5.0	<5.0
MW-17R	4,450	6,450	919	3,670	15,489	198	164
MW-19	134	<5.0	<5.0	<10.0	134	12.7	5.0
MW-28	<5.0	<5.0	<5.0	<10.0	BDL	<5.0	<5.0

Notes: Groundwater samples collected on March 17, 2010.
BDL = Below Detection Limits

GRAPHIC SCALE
0 100 200 300 400
1IN = 200FT

ALL LOCATIONS ARE APPROXIMATE

Site Features

Heath Self Serve
Sumter, South Carolina
SCDHEC Site ID 08932

Midlands Environmental Consultants, Inc.

JOB NO. 10-2691
DATE April 14, 2010
FIGURE 3

NON-HAZARDOUS WASTE MANIFEST

1. Generator ID Number	2. Page 1 of	3. Emergency Response Phone	4. Waste Tracking Number
			TK10473

GENERATOR

5. Generator's Name and Mailing Address

MIDLANDS ENVIRONMENTAL
1144 TWO NOTCH ROAD
LEXINGTON, SC 29073

Generator's Site Address (if different than mailing address)

Generator's Phone:

6. Transporter 1 Company Name: TK TANK SERVICE — SUMTER, SC — U.S. EPA ID Number: 987573557

7. Transporter 2 Company Name — U.S. EPA ID Number

8. Designated Facility Name and Site Address: TK TANK SERVICES, 425 BOULEVARD ROAD, SUMTER, SC 29153 — U.S. EPA ID Number: 987573557

Facility's Phone: 803-418-5314

	9. Waste Shipping Name and Description	10. Containers No.	10. Containers Type	11. Total Quantity	12. Unit Wt./Vol.	
1.	NON HAZARDOUS PETROLEUM CONTAMINATED WATER	01	TT	3650	gal	
2.						
3.						
4.						

13. Special

Site:	UST Permit #:	Gallons Produced:
Davis Site	15120	150
McCutcheon's Grocery	09125	150
Pantry 3418	05042	175
Former Krispy Kreme	19367	150
Weeds Landing	06157	325
Town of Winnsboro	14433	125
Blythewood Stop & Shop	10503	200
Heath Self Serve	08932	325
Former Dixie Truck Stop	19435	150
West State Line Gulf	08606	200
Heath Self Serve	08932	325
Olanta Royal Market	14681	325
Weaver's Service	12983	75
Weaver's Service	12983	175
Weaver's Service	12983	150
Olanta Royal Market	14681	150
Phillips Rental Property	19328	50
Corner Pantry 103	07686	150
Richland County Public Works	11805	300

14. GENE — federal regulations for reporting proper disposal of Hazardous Waste.

Generato — ure — Month Day Year

INT'L

15. International Shipments ☐ Import to U.S. ☐ Export from U.S. Port of entry/exit:

Transporter Signature (for exports only): Date leaving U.S.:

TRANSPORTER

16. Transporter Acknowledgment of Receipt of Materials

Transporter 1 Printed/Typed Name: Steve A. Gamble — Signature: Steve A. Gamble — Month 7 Day 6 Year 11

Transporter 2 Printed/Typed Name — Signature — Month Day Year

DESIGNATED FACILITY

17. Discrepancy

17a. Discrepancy Indication Space ☐ Quantity ☐ Type ☐ Residue ☐ Partial Rejection ☐ Full Rejection

Manifest Reference Number:

17b. Alternate Facility (or Generator) — U.S. EPA ID Number

Facility's Phone:

17c. Signature of Alternate Facility (or Generator) — Month Day Year

18. Designated Facility Owner or Operator: Certification of receipt of materials covered by the manifest except as noted in Item 17a

Printed/Typed Name — Signature — Month Day Year

NON-HAZARDOUS WASTE MANIFEST

1. Generator ID Number | 2. Page 1 of | 3. Emergency Response Phone | **4. Waste Tracking Number** TK10317

5. Generator's Name and Mailing Address
MIDLANDS ENVIRONMENTAL
1144 IWO NOTCH ROAD
LEXINGTON, SC 29073

Generator's Site Address (if different than mailing address)

Generator's Phone:

6. Transporter 1 Company Name: TK TANK SERVICE — SUMTER, SC — U.S. EPA ID Number: 987573557

7. Transporter 2 Company Name — U.S. EPA ID Number

8. Designated Facility Name and Site Address
TK TANK SERVICES
425 BOULEVARD ROAD
SUMTER, SC 29153

U.S. EPA ID Number: 987573557

Facility's Phone: 803-418-5314

	9. Waste Shipping Name and Description	10. Containers No.	10. Containers Type	11. Total Quantity	12. Unit Wt./Vol.	
1	NON HAZARDOUS PETROLEUM CONTAMINATED WATER	3	TT	825	GAL	
2	Heath Self Serve					
3	A, B, C & D					
4						

13. Special Handling Instructions and Additional Information

14. GENERATOR'S CERTIFICATION: I certify the materials described above on this manifest are not subject to federal regulations for reporting proper disposal of Hazardous Waste.

Generator's/Offeror's Printed/Typed Name — Signature — Month — Day — Year

INT'L

15. International Shipments ☐ Import to U.S. ☐ Export from U.S. Port of entry/exit:

Transporter Signature (for exports only): Date leaving U.S.:

TRANSPORTER

16. Transporter Acknowledgment of Receipt of Materials

Transporter 1 Printed/Typed Name: Kyle Pudney — Signature: Kyle V. Pudney — Month: 6 — Day: 27 — Year: 11

Transporter 2 Printed/Typed Name — Signature — Month — Day — Year

DESIGNATED FACILITY

17. Discrepancy

17a. Discrepancy Indication Space ☐ Quantity ☐ Type ☐ Residue ☐ Partial Rejection ☐ Full Rejection

Manifest Reference Number:

17b. Alternate Facility (or Generator) — U.S. EPA ID Number

Facility's Phone:

17c. Signature of Alternate Facility (or Generator) — Month — Day — Year

18. Designated Facility Owner or Operator: Certification of receipt of materials covered by the manifest except as noted in Item 17a

Printed/Typed Name: Tommy Keels — Signature: Tommy Keels — Month: 06 — Day: 27 — Year: 11

169-BLC-O 5 11977 (Rev. 8/06)

TRANSPORTER #1

NON-HAZARDOUS WASTE MANIFEST

1. Generator ID Number	2. Page 1 of	3. Emergency Response Phone	4. Waste Tracking Number
			TK62911

GENERATOR

5. Generator's Name and Mailing Address

MIDLANDS ENVIRONMENTAL
144 IVO NUICH ROAD
LEXINGTON, SC 29073

Generator's Site Address (if different than mailing address)

Generator's Phone:

6. Transporter 1 Company Name: TK TANK SERVICE SUMTER, SC — U.S. EPA ID Number: 987573557

7. Transporter 2 Company Name — U.S. EPA ID Number

8. Designated Facility Name and Site Address

TK TANK SERVICES
425 BOULEVARD ROAD
SUMTER, SC 29153

U.S. EPA ID Number: 987573557

Facility's Phone: 803-418-5314

	9. Waste Shipping Name and Description	10. Containers No.	10. Containers Type	11. Total Quantity	12. Unit Wt./Vol.	
1.	NON HAZARDOUS PETROLEUM CONTAMINATED WATER			300		
2.						
3.						
4.						

13. Special Handling Instructions and Additional Information

14. GENERATOR'S CERTIFICATION: I certify the materials described above on this manifest are not subject to federal regulations for reporting proper disposal of Hazardous Waste.

Generator's/Offeror's Printed/Typed Name | Signature | Month | Day | Year

INT'L

15. International Shipments ☐ Import to U.S. ☐ Export from U.S. Port of entry/exit:

Transporter Signature (for exports only): Date leaving U.S.:

TRANSPORTER

16. Transporter Acknowledgment of Receipt of Materials

Transporter 1 Printed/Typed Name: Randy H. Sanders | Signature | Month: 6 | Day: 29 | Year: 11

Transporter 2 Printed/Typed Name | Signature | Month | Day | Year

DESIGNATED FACILITY

17. Discrepancy

17a. Discrepancy Indication Space ☐ Quantity ☐ Type ☐ Residue ☐ Partial Rejection ☐ Full Rejection

Manifest Reference Number:

17b. Alternate Facility (or Generator) — U.S. EPA ID Number

Facility's Phone:

17c. Signature of Alternate Facility (or Generator) | Month | Day | Year

18. Designated Facility Owner or Operator: Certification of receipt of materials covered by the manifest except as noted in Item 17a

Printed/Typed Name: Tommy Keels | Signature: Tommy Keels | Month: 6 | Day: 29 | Year: 11

169-BLC-O 5 11977 (Rev. 8/06)

TRANSPORTER #1

D H E C

PROMOTE PROTECT PROSPER

C. Earl Hunter, Commissioner

Promoting and protecting the health of the public and the environment.

AUG 0 1 2011

BRIAN SHANE
MIDLANDS ENVIRONMENTAL CONSULTANTS INC
P O BOX 854
LEXINGTON SC 29071-0854

UST DOCKET 30 fee

Re: Bid # IBF-36815-8/27/09-EMW; PO # 4500011659
Notice to Proceed

Dear Mr. Shane:

Based on the award of the referenced bid package, enclosed are the information packets to conduct Free Product (FP) recovery using Aggressive Fluid Vapor Recovery (AFVR) or passive skimmers at several facilities. The packets contain the necessary approval for work to begin. You may commence with a site reconnaissance before the AFVR and/or passive skimmers installation. If monitoring wells do not contain measurable free phase product, contact the UST project manager for further instructions. The facilities have been assigned Cost Agreement (CA) numbers as listed below. Please reference the CA numbers and Purchase Order # 4500011659 on the appropriate invoices submitted for payment against the facilities. As specified in the referenced bid, the completed invoice forms and associated reports (include contract certification number) are expected on or before the designated due date (see below).

UST Permit #	Facility	County	Release #	Work Scope	Due Date*	CA #	Approved Amt.
10382	Winners Circle	Kershaw	1	2 AFVR	60 days	41856	2,325.00
03688	Simpson Lumber Co.	Georgetown	1	2 AFVR	60 days	41897	2,375.00
08932	H Q Heath Self Serv 2	Sumter	1	5 AFVR	60 days	42038	5,750.00

*From receipt of letter

Midland's Environmental Consultants, Inc. will perform services at the sites on behalf of the site's UST owners; however, payments will be made from the SUPERB Account. The site's UST owners have no obligation for payment for this scope of work. Please note that Sections 44-2-110(4) and 44-2-130(B) of the SUPERB Statute state that no costs will be allowed (considered for payment) unless prior approval from the Department is obtained.

If for any reason there are changes in these cost agreements, any associated changes to this cost agreement must be pre-approved by this Department in order for Midlands Environmental Consultants to seek future cost compensation. Please contact the site's project manager for technical and/or financial approval. Any item(s) not clearly or completely addressed in the report (disposal manifest for generated ground water, etc.) WILL NOT be compensated by the SUPERB Account.

The Department grants pre-approval for transportation of free phase product and petroleum contaminated groundwater from the referenced site to a permitted treatment facility. The free product and contaminated groundwater must be accepted by the approved treatment facility. There can be no spillage or leakage in transport. A copy of the disposal manifest from the receiving facility that clearly designates the quantity received must be included as an appendix to the report.

If you have any questions concerning this correspondence or need further assistance, please contact me by phone at (803) 896-6664, by fax at (803) 896-6245 or by email at milenkmp@dhec.sc.gov.

Sincerely,

Maia Milenkova, Hydrogeologist
Assessment Section
UST Management Division
Bureau of Land and Waste Management

enc.: Approved Cost Agreements (ACA)
Information Packets
cc: Technical File (w/copy of ACA)
SCDHEC/UST/07/29/11/MPM

Approved Cost Agreement 42038

Facility: 08932 H Q HEATH SELF SERV 2
RIDGLECT
PO Number:

Task / Description	Categories	Item	Description	Qty / Pct	Unit Price	Amount
04 MOB/DEMOB						
		A	EQUIPMENT	5.0000	350.00	1,750.00
17 DISPOSAL						
		A2	WASTEWATER - PUMPING TEST	5,000.0000	0.10	500.00
23 EFR						
		A	8 HOUR EVENT	5.0000	600.00	3,000.00
		D	SITE RECONNAISSANCE	5.0000	100.00	500.00
				Total Amount		5,750.00

D H E C

PROMOTE PROTECT PROSPER

C. Earl Hunter, Commissioner

Promoting and protecting the health of the public and the environment.

AUG 17 2011

UST DOCKET 31Aug

MR BRYAN SHANE PG
MIDLANDS ENVIRONMENTAL CONSULTANTS INC
PO BOX 854
LEXINGTON SC 29071-0854

Re: Monitoring well abandonment
Bid #IFB-5400002626-2/24/11-EMW; PO #4600084773

Dear Mr. Shane:

Under the terms and conditions of the referenced bid package, monitoring well abandonment has been approved for the facilities listed below. Each facility has been assigned an individual cost agreement (CA) number and report due date as listed below. Please reference appropriate CA numbers and Purchase Order #4600084773 on the invoice submitted for payment.

UST Permit	Facility	County	Wells	Total Footage	Cost Agreement	Due Date
02894	Dillon Amoco	Dillon	1	11	41794	10/17/11
08932	H Q Health Self Serve	Sumter	6	146	42191	10/17/11
13997	D L Country Store	Georgetown	19	374	41252	10/17/11
15096	Whatley Property	Berkeley	1	12	36459	10/17/11
16263	Value Mart 1	Georgetown	11	145	41253	10/17/11

If you have any questions or need further assistance, please contact me by telephone at (803) 896-6398, by fax at (803) 896-6245, or by e-mail at padgetjp@dhec.sc.gov.

Sincerely,

Joel P. Padgett, P.G., Geologist/Hydrologist
Corrective Action Section
Underground Storage Tank Management Division
Bureau of Land and Waste Management

enc: Abandonment packages
cc: Technical file (w/o enc)

DHEC/UST/JPP/081611

Midlands Environmental Consultants, Inc.

August 22, 2011





Ms. Cathleen Ridgley, Hydrogeologist
Corrective Action Section
Assessment and Corrective Action Division
Underground Storage Tank Program
Bureau of Land and Waste Management
South Carolina Department of Health and
Environmental Control
2600 Bull Street
Columbia, South Carolina 29201

Subject: Monitoring Well Abandonment Report
H Q Heath Self Serve 2
501 North Guignard Drive
Sumter, South Carolina
SCDHEC Site ID# 08932, CA # 42191
MECI Project Number 11-3535
Certified Site Rehabilitation Contractor UCC-0009

Dear Ms. Ridgley,

Midlands Environmental Consultants, Inc. (MECI) is pleased to submit this letter report outlining the monitoring well abandonment activities performed at the subject site. This describes the abandonment conducted at the site in general accordance with South Carolina Department of Health and Environmental Control (SCDHEC) guidelines.

Five (5) monitoring wells were abandoned on August 18, 2011at the subject site according to South Carolina Well Standards and Regulations R.61-71.H. The well abandonment was conducted under the direction of Mr. Tommy Bolyard (SC Driller's License # B 01846) of Environmental Drilling and Probing Services, Inc. of Rock Hill. SC. The following matrix presents the well identification numbers, surface coverings, well diameter, and total well depth:

Well Number	Surface Covering	Well Diameter (Inches)	Total Depth (Feet)
MW-9	Asphalt	2"	23.0
MW-10	Asphalt	2"	23.0
TFR-5	Asphalt	4"	25.0
TFR-7	Asphalt	4"	25.0
TFR-8	Asphalt	4"	25.0

Post Office Box 854, Lexington SC 29071 • 235-B Dooley Road, Lexington, SC 29073
Telephone: (803) 808-2043 • fax: (803) 808-2048

The monitoring wells were abandoned with portland bentonite slurry utilizing tremie pipe. A total of 121.0 feet of monitoring wells were abandoned by the methods described above. Following the abandonment, monitoring wells that were located in paved areas were finished with an aggregate-reinforced concrete cap to the level of the surrounding pavement. Please find the attached SCDHEC 1903 Water Well Records and site maps.

Due to time restraints, photographs were not obtained prior to or after the well abandonment process.

Midlands Environmental appreciates the opportunity to offer our professional environmental services on this project. If you have any questions concerning this project, please contact the undersigned at (803) 808-2043.

Sincerely,
MIDLANDS ENVIRONMENTAL CONSULTANTS, INC.

Courtney M. Sanders
Staff Biologist

Jeff L. Coleman
Senior Scientist

Attachments

SITE MAPS

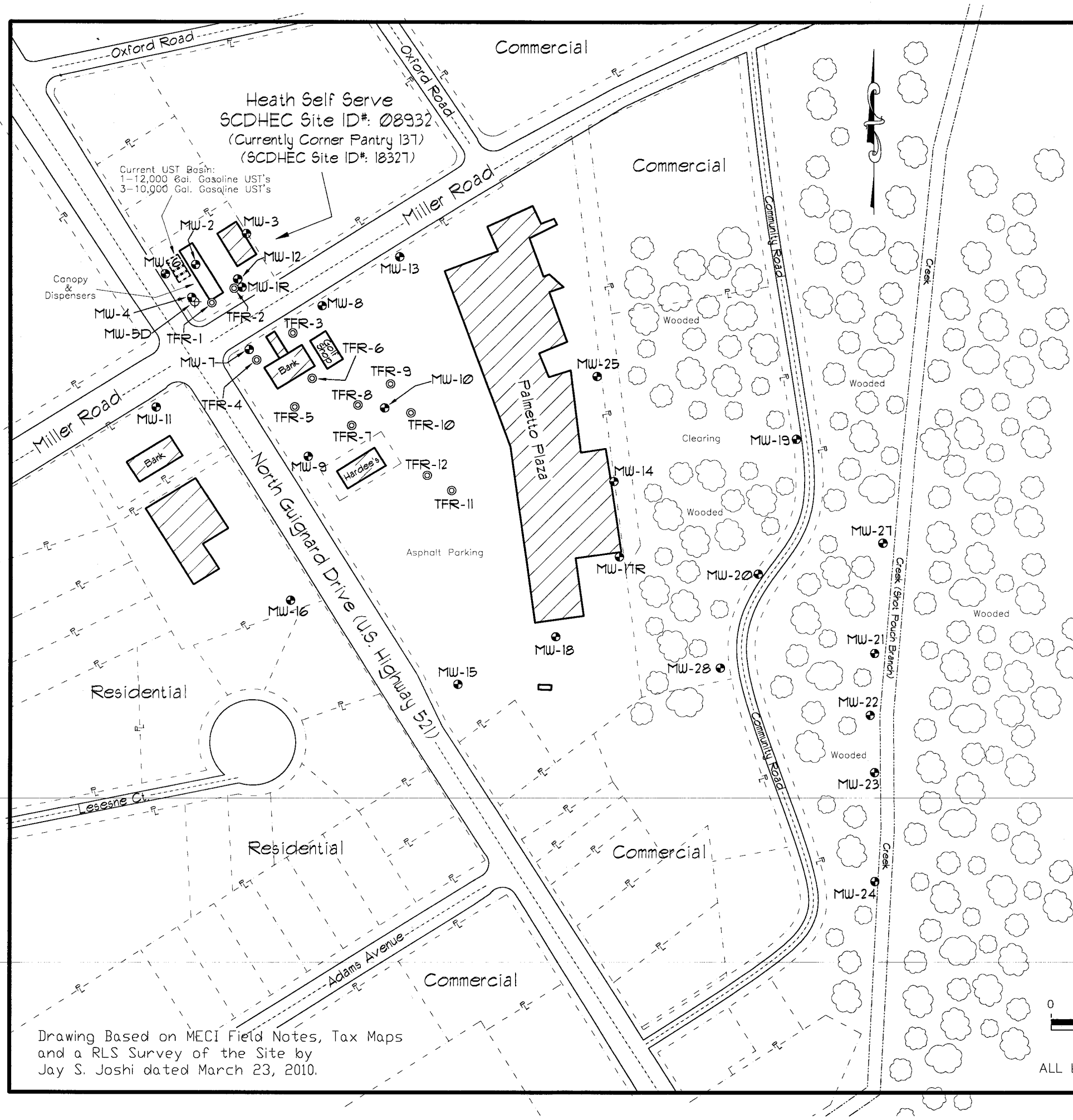

Explanation:

- Location of Water Table Bracketing Monitoring Well
- Location of 4-Inch Recovery Well
- Location of Double Cased Monitoring Well
- Estimated Location of Existing Underground Storage Tanks
- — ℄ — Property Line

GRAPHIC SCALE

0 100 200 300 400

1IN = 200FT

ALL LOCATIONS ARE APPROXIMATE

Drawing Based on MECI Field Notes, Tax Maps and a RLS Survey of the Site by Jay S. Joshi dated March 23, 2010.

Site Features

Heath Self Serve 2
Sumter, South Carolina
SCDHEC Site ID# 08932

Midlands Environmental Consultants, Inc.

JOB NO. 11-3535
DATE August 22, 2011
FIGURE 1

SCDHEC 1903 WATER WELL RECORDS

Water Well Record
Bureau of Water
2600 Bull Street, Columbia, SC 29201-1708; (803) 898-4300

DHEC — PROMOTE PROTECT PROSPER

1. WELL OWNER INFORMATION:
Name: SCDHEC (last) (first)
Address: 2600 Bull Street
City: Columbia State: SC Zip: 29201-1708
Telephone: Work: (803) 898-4300 Home:

2. LOCATION OF WELL: Sumter **COUNTY:** Sumter
Name: Heath Self Serve 2
Street Address: 501 North Guignard Drive
City: Sumter Zip: 29150-2434
Latitude: Longitude:

3. PUBLIC SYSTEM NAME: **PUBLIC SYSTEM NUMBER:**

4. ABANDONMENT: ☑ Yes ☐ No
Grouted Depth: from 0.0 ft. to 23.0 ft.

Formation Description	*Thickness of Stratum	Depth to Bottom of Stratum
Well Abandoned by EDPS on		
08/18/2011 via tremie pipe with		
Portland-Bentonite Cement Slurry.		
Approx. 3.83 gal. of Slurry		
*Indicate Water Bearing Zones (Use a 2nd sheet if needed)		

5. REMARKS:
Well ID# MW-9

6. TYPE: ☐ Mud Rotary ☐ Jetted ☐ Bored ☐ Dug ☐ Air Rotary ☐ Driven ☐ Cable tool ☐ Other

7. PERMIT NUMBER: 08932

8. USE:
☐ Residential ☐ Public Supply ☐ Process
☐ Irrigation ☐ Air Conditioning ☐ Emergency
☐ Test Well ☑ Monitor Well ☐ Replacement

9. WELL DEPTH (completed) Date Started: 08/18/2011
23.0 ft. Date Completed: 08/18/2011

10. CASING: ☐ Threaded ☐ Welded
Diam.: 2"
Type: ☐ PVC ☐ Galvanized ☐ Steel ☐ Other
_____ in. to _____ ft. depth
_____ in. to _____ ft. depth
Height: Above /Below
Surface _____ ft.
Weight _____ lb./ft.
Drive Shoe? ☐ Yes ☐ No

11. SCREEN:
Type: _____ Diam.: _____
Slot/Gauge: _____ Length: _____
Set Between: _____ ft. and _____ ft.
_____ ft. and _____ ft.
NOTE: MULTIPLE SCREENS USE SECOND SHEET
Sieve Analysis ☐ Yes (please enclose) ☐ No

12. STATIC WATER LEVEL _____ ft. below land surface after 24 hours

13. PUMPING LEVEL Below Land Surface.
_____ ft. after _____ hrs. Pumping _____ G.P.M.
Pumping Test: ☐ Yes (please enclose) ☐ No
Yield: _____

14. WATER QUALITY
Chemical Analysis ☐ Yes ☐ No Bacterial Analysis ☐ Yes ☐ No
Please enclose lab results.

15. ARTIFICIAL FILTER (filter pack) ☐ Yes ☐ No
Installed from _____ ft. to _____ ft.
Effective size _____ Uniformity Coefficient _____

16. WELL GROUTED? ☑ Yes ☐ No
☐ Neat Cement ☐ Bentonite ☑ Bentonite/Cement ☐ Other _____
Depth: From 23.0 ft. to 0.0 ft.

17. NEAREST SOURCE OF POSSIBLE CONTAMINATION: ____ ft. ____ direction
Type _____
Well Disinfected ☐ Yes ☐ No Type: _____ Amount: _____

18. PUMP: Date installed: _____ Not installed ☐
Mfr. Name: _____ Model No.: _____
H.P. _____ Volts _____ Length of drop pipe ___ ft. Capacity ___ gpm
TYPE: ☐ Submersible ☐ Jet (shallow) ☐ Turbine ☐ Jet (deep) ☐ Reciprocating ☐ Centrifugal

19. WELL DRILLER: Tommy Bolyard **CERT. NO.:** 01846
Address: (Print) Level: A B C D (circle one)
17538 Greenhill Road
Charlotte. NC 28278
Telephone No.: 704-607-7529 Fax No.: 803-548-2233

20. WATER WELL DRILLER'S CERTIFICATION: This well was drilled under my direction and this report is true to the best of my knowledge and belief.

Signed: _____ Date: 08/22/2011
Well Driller
If D Level Driller, provide supervising driller's name:

DHEC 1903 (07/2003)

COPY 1 MAIL TO: S.C. DEPARTMENT OF HEALTH AND ENVIRONMENTAL CONTROL (ADDRESS ABOVE)

DHEC
PROMOTE PROTECT PROSPER

Water Well Record
Bureau of Water
2600 Bull Street, Columbia, SC 29201-1708; (803) 898-4300

1. WELL OWNER INFORMATION:
Name: SCDHEC (last) (first)
Address: 2600 Bull Street
City: Columbia State: SC Zip: 29201-1708
Telephone: Work: (803) 898-4300 Home:

2. LOCATION OF WELL: Sumter **COUNTY:** Sumter
Name: Heath Self Serve 2
Street Address: 501 North Guignard Drive
City: Sumter Zip: 29150-2434
Latitude: Longitude:

3. PUBLIC SYSTEM NAME: **PUBLIC SYSTEM NUMBER:**

4. ABANDONMENT: ☑ Yes ☐ No
Grouted Depth: from 0.0 ft. to 23.0 ft.

Formation Description	*Thickness of Stratum	Depth to Bottom of Stratum
Well Abandoned by EDPS on		
08/18/2011 via tremie pipe with		
Portland-Bentonite Cement Slurry.		
Approx. 3.83 gal. of Slurry		
*Indicate Water Bearing Zones (Use a 2nd sheet if needed)		

5. REMARKS:
Well ID# MW-10

6. TYPE: ☐ Mud Rotary ☐ Jetted ☐ Bored ☐ Dug ☐ Air Rotary ☐ Driven ☐ Cable tool ☐ Other

7. PERMIT NUMBER: 08932

8. USE:
☐ Residential ☐ Public Supply ☐ Process
☐ Irrigation ☐ Air Conditioning ☐ Emergency
☐ Test Well ☑ Monitor Well ☐ Replacement

9. WELL DEPTH (completed) Date Started: 08/18/2011
23.0 ft. Date Completed: 08/18/2011

10. CASING: ☐ Threaded ☐ Welded
Diam.: 2"
Type: ☐ PVC ☐ Galvanized ☐ Steel ☐ Other
_____ in. to _____ ft. depth
_____ in. to _____ ft. depth
Height: Above /Below
Surface _____ ft.
Weight _____ lb./ft.
Drive Shoe? ☐ Yes ☐ No

11. SCREEN:
Type: _____ Diam.: _____
Slot/Gauge: _____ Length: _____
Set Between: _____ ft. and _____ ft.
_____ ft. and _____ ft.
NOTE: MULTIPLE SCREENS USE SECOND SHEET
Sieve Analysis ☐ Yes (please enclose) ☐ No

12. STATIC WATER LEVEL _____ ft. below land surface after 24 hours

13. PUMPING LEVEL Below Land Surface.
_____ ft. after _____ hrs. Pumping _____ G.P.M.
Pumping Test: ☐ Yes (please enclose) ☐ No
Yield: _____

14. WATER QUALITY
Chemical Analysis ☐ Yes ☐ No Bacterial Analysis ☐ Yes ☐ No
Please enclose lab results.

15. ARTIFICIAL FILTER (filter pack) ☐ Yes ☐ No
Installed from _____ ft. to _____ ft.
Effective size _____ Uniformity Coefficient _____

16. WELL GROUTED? ☑ Yes ☐ No
☐ Neat Cement ☐ Bentonite ☑ Bentonite/Cement ☐ Other _____
Depth: From 23.0 ft. to 0.0 ft.

17. NEAREST SOURCE OF POSSIBLE CONTAMINATION: ____ ft. ____ direction
Type _____
Well Disinfected ☐ Yes ☐ No Type: _____ Amount: _____

18. PUMP: Date installed: _____ Not installed ☐
Mfr. Name: _____ Model No.: _____
H.P. _____ Volts _____ Length of drop pipe ___ ft. Capacity ___ gpm
TYPE: ☐ Submersible ☐ Jet (shallow) ☐ Turbine ☐ Jet (deep) ☐ Reciprocating ☐ Centrifugal

19. WELL DRILLER: Tommy Bolyard **CERT. NO.:** 01846
Address: (Print) Level: A B C D (circle one)
17538 Greenhill Road
Charlotte. NC 28278
Telephone No.: 704-607-7529 Fax No.: 803-548-2233

20. WATER WELL DRILLER'S CERTIFICATION: This well was drilled under my direction and this report is true to the best of my knowledge and belief.

Signed: _____ Date: 08/22/2011
Well Driller
If D Level Driller, provide supervising driller's name:

DHEC 1903 (07/2003) **COPY 1 MAIL TO: S.C. DEPARTMENT OF HEALTH AND ENVIRONMENTAL CONTROL (ADDRESS ABOVE)**

Water Well Record
Bureau of Water
2600 Bull Street, Columbia, SC 29201-1708; (803) 898-4300

DHEC — PROMOTE PROTECT PROSPER

1. WELL OWNER INFORMATION:
Name: SCDHEC (last) (first)
Address: 2600 Bull Street
City: Columbia State: SC Zip: 29201-1708
Telephone: Work: (803) 898-4300 Home:

2. LOCATION OF WELL: Sumter **COUNTY:** Sumter
Name: Heath Self Serve 2
Street Address: 501 North Guignard Drive
City: Sumter Zip: 29150-2434
Latitude: Longitude:

3. PUBLIC SYSTEM NAME: **PUBLIC SYSTEM NUMBER:**

4. ABANDONMENT: ☑ Yes ☐ No
Grouted Depth: from 0.0 ft. to 25.0 ft.

Formation Description	*Thickness of Stratum	Depth to Bottom of Stratum
Well Abandoned by EDPS on		
08/18/2011 via tremie pipe with		
Portland-Bentonite Cement Slurry.		
Approx. 4.16 gal. of Slurry		
*Indicate Water Bearing Zones (Use a 2nd sheet if needed)		

5. REMARKS:
Well ID# TFR-5

6. TYPE: ☐ Mud Rotary ☐ Jetted ☐ Bored ☐ Dug ☐ Air Rotary ☐ Driven ☐ Cable tool ☐ Other

7. PERMIT NUMBER: 08932

8. USE:
☐ Residential ☐ Public Supply ☐ Process
☐ Irrigation ☐ Air Conditioning ☐ Emergency
☐ Test Well ☑ Monitor Well ☐ Replacement

9. WELL DEPTH (completed) Date Started: 08/18/2011
25.0 ft. Date Completed: 08/18/2011

10. CASING: ☐ Threaded ☐ Welded
Diam.: 2"
Type: ☐ PVC ☐ Galvanized ☐ Steel ☐ Other
_____ in. to _____ ft. depth
_____ in. to _____ ft. depth
Height: Above /Below
Surface _____ ft.
Weight _____ lb./ft.
Drive Shoe? ☐ Yes ☐ No

11. SCREEN:
Type: _____ Diam.: _____
Slot/Gauge: _____ Length: _____
Set Between: _____ ft. and _____ ft.
_____ ft. and _____ ft.
NOTE: MULTIPLE SCREENS USE SECOND SHEET
Sieve Analysis ☐ Yes (please enclose) ☐ No

12. STATIC WATER LEVEL _____ ft. below land surface after 24 hours

13. PUMPING LEVEL Below Land Surface.
_____ ft. after _____ hrs. Pumping _____ G.P.M.
Pumping Test: ☐ Yes (please enclose) ☐ No
Yield: _____

14. WATER QUALITY
Chemical Analysis ☐ Yes ☐ No Bacterial Analysis ☐ Yes ☐ No
Please enclose lab results.

15. ARTIFICIAL FILTER (filter pack) ☐ Yes ☐ No
Installed from _____ ft. to _____ ft.
Effective size _____ Uniformity Coefficient _____

16. WELL GROUTED? ☑ Yes ☐ No
☐ Neat Cement ☐ Bentonite ☑ Bentonite/Cement ☐ Other _____
Depth: From 25.0 ft. to 0.0 ft.

17. NEAREST SOURCE OF POSSIBLE CONTAMINATION: _____ ft. _____ direction
Type _____
Well Disinfected ☐ Yes ☐ No Type: _____ Amount: _____

18. PUMP: Date installed: _____ Not installed ☐
Mfr. Name: _____ Model No.: _____
H.P._____ Volts_____ Length of drop pipe ___ ft. Capacity ___ gpm
TYPE: ☐ Submersible ☐ Jet (shallow) ☐ Turbine ☐ Jet (deep) ☐ Reciprocating ☐ Centrifugal

19. WELL DRILLER: Tommy Bolyard **CERT. NO.:** 01846
Address: (Print) Level: A B ✔ C D (circle one)
17538 Greenhill Road
Charlotte, NC 28278
Telephone No.: 704-607-7529 Fax No.: 803-548-2233

20. WATER WELL DRILLER'S CERTIFICATION: This well was drilled under my direction and this report is true to the best of my knowledge and belief.

Signed: _____ Date: 08/22/2011
Well Driller
If D Level Driller, provide supervising driller's name:

DHEC 1903 (07/2003)

COPY 1 MAIL TO: S.C. DEPARTMENT OF HEALTH AND ENVIRONMENTAL CONTROL (ADDRESS ABOVE)

D H E C
PROMOTE PROTECT PROSPER

Water Well Record
Bureau of Water
2600 Bull Street, Columbia, SC 29201-1708; (803) 898-4300

1. WELL OWNER INFORMATION:
Name: SCDHEC (last) (first)
Address: 2600 Bull Street
City: Columbia State: SC Zip: 29201-1708
Telephone: Work: (803) 898-4300 Home:

2. LOCATION OF WELL: Sumter **COUNTY:** Sumter
Name: Heath Self Serve 2
Street Address: 501 North Guignard Drive
City: Sumter Zip: 29150-2434
Latitude: Longitude:

3. PUBLIC SYSTEM NAME: **PUBLIC SYSTEM NUMBER:**

4. ABANDONMENT: ☑ Yes ☐ No
Grouted Depth: from 0.0 ft. to 25.0 ft.

Formation Description	*Thickness of Stratum	Depth to Bottom of Stratum
Well Abandoned by EDPS on		
08/18/2011 via tremie pipe with		
Portland-Bentonite Cement Slurry.		
Approx. 4.16 gal. of Slurry		
*Indicate Water Bearing Zones (Use a 2nd sheet if needed)		

5. REMARKS:
Well ID# TFR-7

6. TYPE: ☐ Mud Rotary ☐ Jetted ☐ Bored ☐ Dug ☐ Air Rotary ☐ Driven ☐ Cable tool ☐ Other

7. PERMIT NUMBER: 08932

8. USE:
☐ Residential ☐ Public Supply ☐ Process
☐ Irrigation ☐ Air Conditioning ☐ Emergency
☐ Test Well ☑ Monitor Well ☐ Replacement

9. WELL DEPTH (completed) Date Started: 08/18/2011
25.0 ft. Date Completed: 08/18/2011

10. CASING: ☐ Threaded ☐ Welded
Diam.: 2"
Type: ☐ PVC ☐ Galvanized ☐ Steel ☐ Other
_____ in. to _____ ft. depth
_____ in. to _____ ft. depth
Height: Above /Below
Surface _____ ft.
Weight _____ lb./ft.
Drive Shoe? ☐ Yes ☐ No

11. SCREEN:
Type: _____ Diam.: _____
Slot/Gauge: _____ Length: _____
Set Between: _____ ft. and _____ ft.
_____ ft. and _____ ft.
NOTE: MULTIPLE SCREENS USE SECOND SHEET
Sieve Analysis ☐ Yes (please enclose) ☐ No

12. STATIC WATER LEVEL _____ ft. below land surface after 24 hours

13. PUMPING LEVEL Below Land Surface.
_____ ft. after _____ hrs. Pumping _____ G.P.M.
Pumping Test: ☐ Yes (please enclose) ☐ No
Yield: _____

14. WATER QUALITY
Chemical Analysis ☐ Yes ☐ No Bacterial Analysis ☐ Yes ☐ No
Please enclose lab results.

15. ARTIFICIAL FILTER (filter pack) ☐ Yes ☐ No
Installed from _____ ft. to _____ ft.
Effective size _____ Uniformity Coefficient _____

16. WELL GROUTED? ☑ Yes ☐ No
☐ Neat Cement ☐ Bentonite ☑ Bentonite/Cement ☐ Other _____
Depth: From 25.0 ft. to 0.0 ft.

17. NEAREST SOURCE OF POSSIBLE CONTAMINATION: _____ ft. _____ direction
Type _____
Well Disinfected ☐ Yes ☐ No Type: _____ Amount: _____

18. PUMP: Date installed: _____ Not installed ☐
Mfr. Name: _____ Model No.: _____
H.P._____ Volts_____ Length of drop pipe ___ ft. Capacity ___ gpm
TYPE: ☐ Submersible ☐ Jet (shallow) ☐ Turbine ☐ Jet (deep) ☐ Reciprocating ☐ Centrifugal

19. WELL DRILLER: Tommy Bolyard **CERT. NO.:** 01846
Address: (Print) Level: A B C D (circle one)
17538 Greenhill Road
Charlotte. NC 28278
Telephone No.: 704-607-7529 Fax No.: 803-548-2233

20. WATER WELL DRILLER'S CERTIFICATION: This well was drilled under my direction and this report is true to the best of my knowledge and belief.

Signed: _____ Date: 08/22/2011
Well Driller
If D Level Driller, provide supervising driller's name:

DHEC 1903 (07/2003) **COPY 1 MAIL TO: S.C. DEPARTMENT OF HEALTH AND ENVIRONMENTAL CONTROL (ADDRESS ABOVE)**

DHEC
PROMOTE PROTECT PROSPER

Water Well Record
Bureau of Water
2600 Bull Street, Columbia, SC 29201-1708; (803) 898-4300

1. WELL OWNER INFORMATION:
Name: SCDHEC (last) (first)
Address: 2600 Bull Street
City: Columbia State: SC Zip: 29201-1708
Telephone: Work: (803) 898-4300 Home:

2. LOCATION OF WELL: Sumter **COUNTY:** Sumter
Name: Heath Self Serve 2
Street Address: 501 North Guignard Drive
City: Sumter Zip: 29150-2434
Latitude: Longitude:

3. PUBLIC SYSTEM NAME: **PUBLIC SYSTEM NUMBER:**

4. ABANDONMENT: ☑ Yes ☐ No
Grouted Depth: from 0.0 ft. to 25.0 ft.

Formation Description	*Thickness of Stratum	Depth to Bottom of Stratum
Well Abandoned by EDPS on		
08/18/2011 via tremie pipe with		
Portland-Bentonite Cement Slurry.		
Approx. 4.16 gal. of Slurry		
*Indicate Water Bearing Zones (Use a 2nd sheet if needed)		

5. REMARKS:
Well ID# TFR-8

6. TYPE: ☐ Mud Rotary ☐ Jetted ☐ Bored ☐ Dug ☐ Air Rotary ☐ Driven ☐ Cable tool ☐ Other

7. PERMIT NUMBER: 08932

8. USE:
☐ Residential ☐ Public Supply ☐ Process
☐ Irrigation ☐ Air Conditioning ☐ Emergency
☐ Test Well ☑ Monitor Well ☐ Replacement

9. WELL DEPTH (completed) Date Started: 08/18/2011
25.0 ft. Date Completed: 08/18/2011

10. CASING: ☐ Threaded ☐ Welded
Diam.: 2"
Type: ☐ PVC ☐ Galvanized ☐ Steel ☐ Other
_____ in. to _____ ft. depth
_____ in. to _____ ft. depth
Height: Above /Below
Surface _____ ft.
Weight _____ lb./ft.
Drive Shoe? ☐ Yes ☐ No

11. SCREEN:
Type: _____ Diam.: _____
Slot/Gauge: _____ Length: _____
Set Between: _____ ft. and _____ ft.
_____ ft. and _____ ft.
NOTE: MULTIPLE SCREENS USE SECOND SHEET
Sieve Analysis ☐ Yes (please enclose) ☐ No

12. STATIC WATER LEVEL _____ ft. below land surface after 24 hours

13. PUMPING LEVEL Below Land Surface.
_____ ft. after _____ hrs. Pumping _____ G.P.M.
Pumping Test: ☐ Yes (please enclose) ☐ No
Yield: _____

14. WATER QUALITY
Chemical Analysis ☐ Yes ☐ No Bacterial Analysis ☐ Yes ☐ No
Please enclose lab results.

15. ARTIFICIAL FILTER (filter pack) ☐ Yes ☐ No
Installed from _____ ft. to _____ ft.
Effective size _____ Uniformity Coefficient _____

16. WELL GROUTED? ☑ Yes ☐ No
☐ Neat Cement ☐ Bentonite ☑ Bentonite/Cement ☐ Other _____
Depth: From 25.0 ft. to 0.0 ft.

17. NEAREST SOURCE OF POSSIBLE CONTAMINATION: _____ ft. _____ direction
Type _____
Well Disinfected ☐ Yes ☐ No Type: _____ Amount: _____

18. PUMP: Date installed: _____ Not installed ☐
Mfr. Name: _____ Model No.: _____
H.P._____ Volts_____ Length of drop pipe ___ ft. Capacity ____ gpm
TYPE: ☐ Submersible ☐ Jet (shallow) ☐ Turbine ☐ Jet (deep) ☐ Reciprocating ☐ Centrifugal

19. WELL DRILLER: Tommy Bolyard **CERT. NO.:** 01846
Address: (Print) Level: A B C D (circle one)
17538 Greenhill Road
Charlotte. NC 28278
Telephone No.: 704-607-7529 Fax No.: 803-548-2233

20. WATER WELL DRILLER'S CERTIFICATION: This well was drilled under my direction and this report is true to the best of my knowledge and belief.

Signed: _____ Date: 08/22/2011
Well Driller
If D Level Driller, provide supervising driller's name:

COPY 1 MAIL TO: S.C. DEPARTMENT OF HEALTH AND ENVIRONMENTAL CONTROL (ADDRESS ABOVE)

Midlands
Environmental
Consultants, Inc.

August 29, 2011



Ms. Cathleen Ridgley, Hydrogeologist
Corrective Action Section
Assessment and Corrective Action Division
Underground Storage Tank Program
Bureau of Land and Waste Management
South Carolina Department of Health and
Environmental Control
2600 Bull Street
Columbia, South Carolina 29201

Subject: Aggressive Fluid Vapor Recovery Report
Heath Self Serve 2
Sumter, South Carolina
SCDHEC Site ID # 08932; CA # 42038
MECI Project Number 11-3502A
Certified Site Rehabilitation Contractor UCC-0009

Dear Ms. Ridgley,

Midlands Environmental Consultants, Inc. (MECI) is pleased to submit the attached Aggressive Fluid Vapor Recovery Report for the referenced site. This describes the aggressive fluid vapor recovery activities conducted at the site in general accordance with South Carolina Department of Health and Environmental Control (SCDHEC) guidelines.

AGGRESSIVE FLUID VAPOR RECOVERY

A site visit was conducted at Heath Self Serve 2 on July 26, 2011 to locate/gauge monitoring wells and to evaluate current site conditions. MECI personnel conducted an Aggressive Fluid Vapor Recovery (AFVR) event at Heath Self Serve on August 18, 2011. The event was conducted on monitoring well MW-1R and MW-12 to reduce dissolved CoC concentrations. Free phase petroleum product was not detected in monitoring wells MW-1R and MW-12 prior to the AFVR event. The event was conducted continuously for eight hours by MECI personnel utilizing a vacuum extraction unit. Free phase petroleum product was not detected in the well immediately following the event.

MECI treated the off gas produced during the AFVR event using an activated carbon filter system. Calculated total petroleum hydrocarbons removed from the well were 14.79 pounds or approximately 2.56 equivalent gallons. The average rate of removal for the hydrocarbons was calculated to be 1.85 pounds per hour. Concentrations of off gas produced during the event were recorded from 449 parts per million by volume (PPM) to 924 PPM. Measurements were obtained from vapors prior to entering off gas treatment. Vacuum readings were recorded at a range of 7.0 to 17.0 inches of mercury during the event. A complete compilation of measurements recorded is presented in attached Table 1A.

Differential pressures and groundwater levels were measured and recorded for selected site monitoring wells at regular intervals. This data is summarized in the attached Table 2A. Monitoring well locations are depicted on attached Figure 1.

A total of 150 gallons of liquid was removed from MW-1R and MW-12 during this event. Free phase petroleum product was not observed in the holding tank following the event. The fluids produced were transported to TK Tank Services of Sumter, SC for disposal. A disposal manifest for these fluids is attached at the end of this report.

QUALIFICATIONS OF REPORT

The activities and evaluative approaches used in this assignment are consistent with those normally employed in enhanced fluid recovery events and waste management projects of this type. Contents of this report are intended for the use by MECI and the South Carolina Department of Health and Environmental Control, under mutually agreed upon terms and conditions. If other parties wish to rely on this report please contact MECI prior to their use of this information so that a mutual understanding and agreement of the terms and conditions of our services can be established.

Midlands Environmental appreciates the opportunity to offer our professional environmental related services to you on this project. Please feel free to contact us at 803-808-2043 if you have any immediate questions or comments.

Sincerely,
Midlands Environmental Consultants, Inc.



Courtney M. Sanders
Staff Biologist



Brendon P. Kelly
Project Scientist

Attachments:

TABLE 1A
AFVR MONITORING DATA
HEATH SELF SERVE 2
SUMTER, SOUTH CAROLINA
MECI PROJECT NUMBER 11-3502A
SCDHEC SITE ID NUMBER 08932

Extraction Well	Date	Time (hh:mm)	Differential Time (hr)	Extraction Well Head Vacuum (in. Hg)	Off Gas Measurements				
					Concentration (PPM)	Offgas Velocity Ft/Min	Flow Rate CFM	Removal Rate Lbs/Hr	Interval Removal Lbs
MW-1R	08/18/11	9:30	0.50	17.0	641	1,650	148.50	1.14	0.57
MW-12	08/18/11	10:00	0.50	17.0	889	1,670	150.30	1.60	0.80
	08/18/11	10:30	0.50	11.0	552	2,560	230.40	1.53	0.76
	08/18/11	11:00	0.50	11.0	703	2,570	231.30	1.95	0.98
	08/18/11	11:30	0.50	11.0	866	2,540	228.60	2.38	1.19
	08/18/11	12:00	0.50	11.0	924	2,560	230.40	2.55	1.28
	08/18/11	12:30	0.50	7.0	541	3,020	271.80	1.76	0.88
	08/18/11	13:00	0.50	7.0	511	3,040	273.60	1.68	0.84
	08/18/11	13:30	0.50	7.0	496	2,990	269.10	1.60	0.80
	08/18/11	14:00	0.50	7.0	489	3,010	270.90	1.59	0.79
	08/18/11	14:30	0.50	10.0	727	2,640	237.60	2.07	1.04
	08/18/11	15:00	0.50	10.0	711	2,630	236.70	2.02	1.01
	08/18/11	15:30	0.50	7.0	523	3,030	272.70	1.71	0.86
	08/18/11	16:00	0.50	7.0	461	3,050	274.50	1.52	0.76
	08/18/11	16:30	0.50	7.0	458	3,050	274.50	1.51	0.75
	08/18/11	17:00	0.50	7.0	456	3,040	273.60	1.50	0.75
	08/18/11	17:30	0.50	7.0	449	3,040	273.60	1.47	0.74
									TOTAL 14.79

Well Data:			Pre AFVR Event			Post AFVR Event			Corrected Depth to Water Change (ft)
Well No.	Diameter (in)	Screened Interval (ft)	Depth to Product (ft)	Depth to Water (ft)	Product Thickness (ft)	Depth to Product (ft)	Depth to Water (ft)	Product Thickness (ft)	
MW-1R	2"	12-22	***	18.10	***	***	18.13	***	0.03
MW-12	2"	10-20	***	18.56	***	***	18.43	***	-0.13

Vacuum Truck Information		Well ID	Stinger Depth
Subcontractor:	MECI	MW-1R	17.50
Truck Operator:	B. Owen	MW-12	18.00
Stack I.D. (feet)	0.33 feet		

Recovery / Disposal Information		
Hydro carbons Removed (vapor):	14.79	Pounds
Hydro carbons Removed (liquid):	0	Gallons
Total Hydrocarbons Removed:	2.56	Equivilant Gallons
Molecular Weight Utilized:	75	g / mole
Disposal Facility	TK Tank Services, Inc.	
Total Liquids Removed:	150	Gallons

TABLE 2A
DIFFERENTIAL PRESSURE AND GROUNDWATER DRAWDOWN DATA
HEATH SELF SERVE 2
SUMTER, SOUTH CAROLINA
MECI PROJECT NUMBER 11-3502A
SCDHEC SITE ID NUMBER 08932

DIFFERENTIAL PRESSURE DATA

		Well Designation:		
		MW-2	**MW-3**	**MW-4**
Nearest Extraction Well:		MW-12	MW-12	MW-1R
Approximate Distance:		83 ft	86 ft	96 ft
Time	**Elapsed Time**	**Differential Pressure Readings (inches of water)**		
9:30	0.0	0	0	0
10:00	0.5	0	0	0
10:30	1.0	0	0	0
11:00	1.5	0	0	0
11:30	2.0	0	0	0
12:00	2.5	0	0	0
12:30	3.0	0	0	0
13:00	3.5	0	0	0
13:30	4.0	0	0	0
14:00	4.5	0	0	0
14:30	5.0	0	0	0
15:00	5.5	0	0	0
15:30	6.0	0	0	0
16:00	6.5	0	0	0
16:30	7.0	0	0	0
17:00	7.5	0	0	0
17:30	8.0	0	0	0
Maximum Change:		**0**	**0**	**0**

GROUNDWATER DRAWDOWN DATA

		Well Designation:		
		MW-2	**MW-3**	**MW-4**
Nearest Extraction Well:		MW-12	MW-12	MW-1R
Approximate Distance:		83 ft	86 ft	96 ft
Time	**Elapsed Time**	**Depth to Liquid (feet below of casing):**		
Prior to AFVR		17.98	19.75	17.44
13:30	4 hours	17.98	19.75	17.44
17:30	8 hours	17.97	19.75	17.44
Maximum Change:		0.01	0.00	0.00

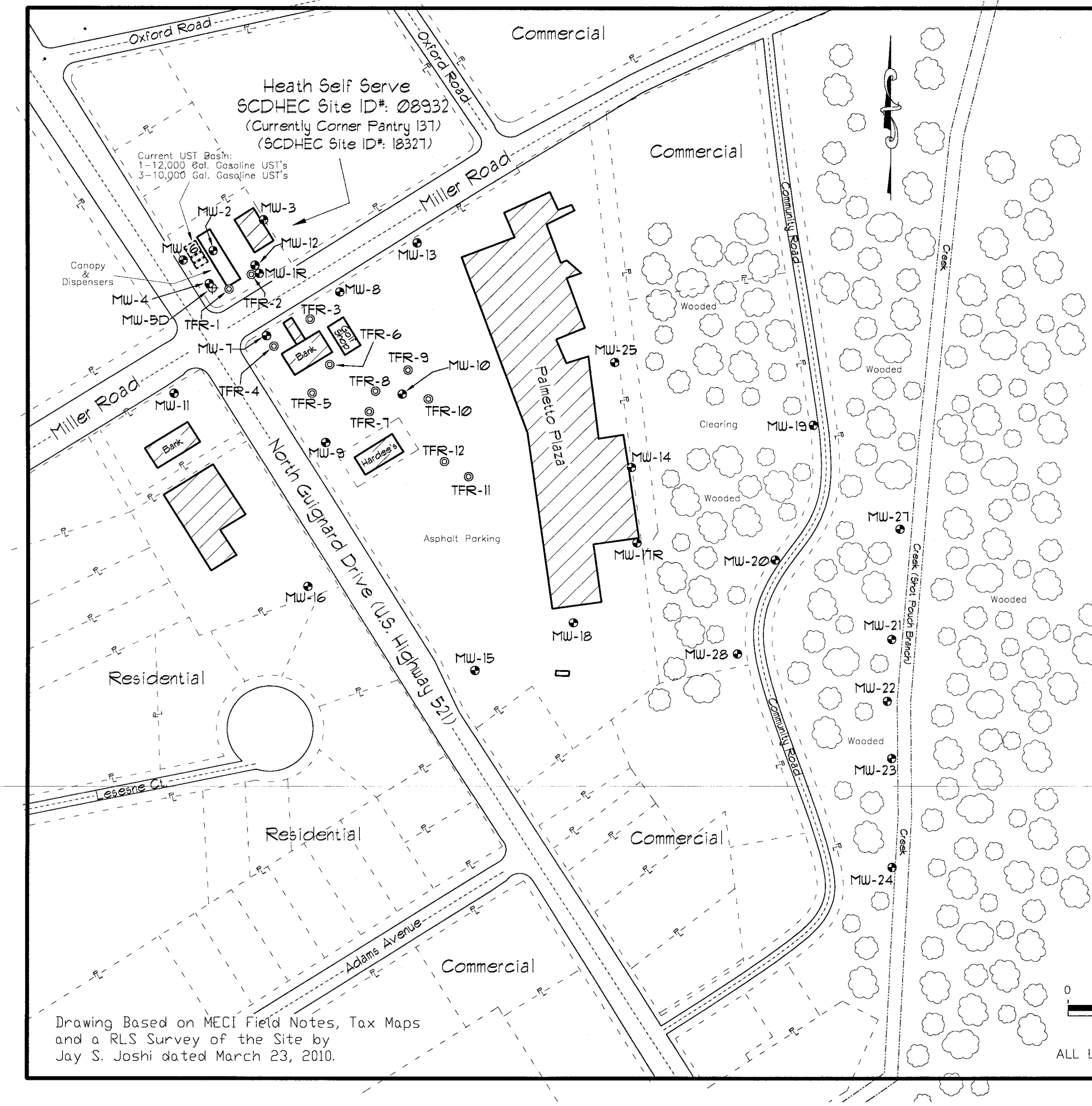

Drawing Based on MECI Field Notes, Tax Maps and a RLS Survey of the Site by Jay S. Joshi dated March 23, 2010.

Explanation:

- Location of Water Table Bracketing Monitoring Well
- Location of 4-Inch Recovery Well
- Location of Double Cased Monitoring Well
- Estimated Location of Existing Underground Storage Tanks
- Property Line

Groundwater Elevation Data

Well #	Date Sampled	Depth to Water (feet)	Well Head Elevation	Groundwater Elevation
MW-1R	3/17/10	16.51	171.85	155.34
MW-11R	3/17/10	15.19	170.33	155.14
MW-17R	3/17/10	11.73	163.81	152.08
MW-19	3/17/10	3.38	149.34	145.96
MW-28	3/17/10	4.81	153.73	148.92

Notes:

Depth to groundwater measured on March 17, 2010.

COC Concentration Data

Sample #	Benzene (ug/l)	Toluene (ug/l)	Ethylbenzene (ug/l)	Total Xylenes (ug/l)	Total BTEX (ug/l)	MTBE (ug/l)	Napthalene (ug/l)
MW-1R	2,840	34,800	5,860	28,500	72,000	<250	829
MW-11R	13.0	70.2	36.3	175	294.5	<5.0	<5.0
MW-17R	4,450	6,450	919	3,670	15,489	198	164
MW-19	134	<5.0	<5.0	<10.0	134	12.7	5.0
MW-28	<5.0	<5.0	<5.0	<10.0	BDL	<5.0	<5.0

Notes: Groundwater samples collected on March 17, 2010.
BDL = Below Detection Limits

GRAPHIC SCALE
0 100 200 300 400
1IN = 200FT

ALL LOCATIONS ARE APPROXIMATE

Site Features

Heath Self Serve
Sumter, South Carolina
SCDHEC Site ID 08932

Midlands Environmental Consultants, Inc.

JOB NO. 10-2691
DATE April 14, 2010
FIGURE 3

NON-HAZARDOUS WASTE MANIFEST

1. Generator ID Number | 2. Page 1 of | 3. Emergency Response Phone | 4. Waste Tracking Number: TK10523

GENERATOR

5. Generator's Name and Mailing Address: MIDLANDS ENVIRONMENTAL, 1144 TWO NOTCH ROAD, LEXINGTON, SC 29073

Generator's Site Address (if different than mailing address)

Generator's Phone:

6. Transporter 1 Company Name: TK TANK SERVICE — SUMTER, SC — U.S. EPA ID Number: 98757557

7. Transporter 2 Company Name — U.S. EPA ID Number

8. Designated Facility Name and Site Address: TK TANK SERVICES, 125 BOULEVARD ROAD, SUMTER, SC 29153 — U.S. EPA ID Number: 98757557

Facility's Phone: 9.125 — 803-418-5314

9. Waste Shipping Name and Description	10. Containers No.	10. Containers Type	11. Total Quantity	12. Unit Wt./Vol.
NON HAZARDOUS PETROLEUM CONTAMINATED WATER	01	TT	3050	gallons
	01	TT	950	gallons

SCDHEC Site	Permit Number	Gallons Produced
Sportsman Corner	12151	200
Phillip's Rental Property	19328	125
Tillman Johnson	08484	100
Satterfield Used Cars	14212	75
Heath Self Serve 2	08932	150
Heath Self Serve 2	08932	200
Howard Maness	00411	150
Howard Maness	00411	175
Simpson Lumber Company	03688	200
Charleston CPW	01496	200
USA Petroluem	07907	200
USA Petroluem	07907	125
Newberry County Airport	15590	300
Ridgeway Section Shed	03144	125
Former McCoy Oil Site	19002	325
Simpsonville Short Stop	12036	200
Rogers Auto Parts	00428	0
Glover's Gulf Service	06994	100
Langston Automotive Service	09876	100
United Oil #144 (ACA)	13137	950

13. S

14. G — Genei — ...eral regulations for reporting proper disposal of Hazardous Waste. — Month Day Year

INT'L

15. Int — ☐ Import to U.S. ☐ Export from U.S. — Port of entry/exit: — Transporter Signature (for exports only): — Date leaving U.S.:

TRANSPORTER

16. Transporter Acknowledgment of Receipt of Materials

Transporter 1 Printed/Typed Name: Steve A. Gamble — Signature: Steve A. Gamble — Month 08 Day 21 Year 11

Transporter 2 Printed/Typed Name — Signature — Month Day Year

DESIGNATED FACILITY

17. Discrepancy

17a. Discrepancy Indication Space ☐ Quantity ☐ Type ☐ Residue ☐ Partial Rejection ☐ Full Rejection

Manifest Reference Number: 11565

17b. Alternate Facility (or Generator) — U.S. EPA ID Number

Facility's Phone:

17c. Signature of Alternate Facility (or Generator) — Month Day Year

18. Designated Facility Owner or Operator: Certification of receipt of materials covered by the manifest except as noted in Item 17a

Printed/Typed Name — Signature — Month Day Year

Midlands
Environmental
Consultants, Inc.

August 29, 2011



Ms. Cathleen Ridgley, Hydrogeologist
Corrective Action Section
Assessment and Corrective Action Division
Underground Storage Tank Program
Bureau of Land and Waste Management
South Carolina Department of Health and
Environmental Control
2600 Bull Street
Columbia, South Carolina 29201



Subject: Aggressive Fluid Vapor Recovery Report
Heath Self Serve 2
Sumter, South Carolina
SCDHEC Site ID # 08932; CA # 42038
MECI Project Number 11-3502B
Certified Site Rehabilitation Contractor UCC-0009

Dear Ms. Ridgley,

Midlands Environmental Consultants, Inc. (MECI) is pleased to submit the attached Aggressive Fluid Vapor Recovery Report for the referenced site. This describes the aggressive fluid vapor recovery activities conducted at the site in general accordance with South Carolina Department of Health and Environmental Control (SCDHEC) guidelines.

AGGRESSIVE FLUID VAPOR RECOVERY

MECI personnel conducted an Aggressive Fluid Vapor Recovery (AFVR) event at Heath Self Serve on August 18 and 19, 2011. The event was conducted on monitoring well TFR-4 to remove free phase petroleum product and on monitoring well MW-7 to reduce dissolved CoC concentrations. Free phase petroleum product was detected in monitoring well TFR-4 at a thickness of 0.07 feet prior to the AFVR event. Free phase petroleum product was not detected in MW-7 prior to the AFVR event. The event was conducted continuously for eight hours by MECI personnel utilizing a vacuum extraction unit. Free phase petroleum product was not detected in the wells immediately following the event.

MECI treated the off gas produced during the AFVR event using an activated carbon filter system. Calculated total petroleum hydrocarbons removed from the well were 11.18 pounds or approximately 1.93 equivalent gallons. The average rate of removal for the hydrocarbons was calculated to be 1.40 pounds per hour. Concentrations of off gas produced during the event were recorded from 340 parts per million by volume (PPM) to 586 PPM. Measurements were obtained from vapors prior to entering off gas treatment. Vacuum readings were recorded at a range of 7.0 to 10.0 inches of mercury during the event. A complete compilation of measurements recorded is presented in attached Table 1B.

Post Office Box 854, Lexington SC 29071 • 235-B Dooley Road, Lexington, SC 29073
Telephone: (803) 808-2043 • fax: (803) 808-2048

Differential pressures and groundwater levels were measured and recorded for selected site monitoring wells at regular intervals. This data is summarized in the attached Table 2B. Monitoring well locations are depicted on attached Figure 1.

A total of 200 gallons of liquid was removed from MW-7 and TFR-4 during this event. Free phase petroleum product was not observed in the holding tank following the event. The fluids produced were transported to TK Tank Services of Sumter, SC for disposal. A disposal manifest for these fluids is attached at the end of this report.

QUALIFICATIONS OF REPORT

The activities and evaluative approaches used in this assignment are consistent with those normally employed in enhanced fluid recovery events and waste management projects of this type. Contents of this report are intended for the use by MECI and the South Carolina Department of Health and Environmental Control, under mutually agreed upon terms and conditions. If other parties wish to rely on this report please contact MECI prior to their use of this information so that a mutual understanding and agreement of the terms and conditions of our services can be established.

Midlands Environmental appreciates the opportunity to offer our professional environmental related services to you on this project. Please feel free to contact us at 803-808-2043 if you have any immediate questions or comments.

Sincerely,
Midlands Environmental Consultants, Inc.

Courtney M. Sanders
Staff Biologist

Brendon P. Kelly
Project Scientist

Attachments:

TABLE 1B
AFVR MONITORING DATA
HEATH SELF SERVE 2
SUMTER, SOUTH CAROLINA
MECI PROJECT NUMBER 11-3502B
SCDHEC SITE ID NUMBER 08932

Extraction Well	Date	Time (hh:mm)	Differential Time (hr)	Extraction Well Head Vacuum (in. Hg)	Off Gas Measurements				
					Concentration (PPM)	Offgas Velocity Ft/Min	Flow Rate CFM	Removal Rate Lbs/Hr	Interval Removal Lbs
MW-7	08/18/11	18:00	0.50	10.0	419	2,450	220.50	1.11	0.55
TFR-4	08/18/11	18:30	0.50	10.0	513	2,430	218.70	1.35	0.67
	08/18/11	19:00	0.50	10.0	546	2,450	220.50	1.44	0.72
	08/18/11	19:30	0.50	10.0	556	2,460	221.40	1.48	0.74
	08/18/11	20:00	0.50	10.0	572	2,440	219.60	1.51	0.75
	08/18/11	20:30	0.50	10.0	575	2,450	220.50	1.52	0.76
	08/18/11	21:00	0.50	10.0	580	2,430	218.70	1.52	0.76
	08/18/11	21:30	0.50	10.0	586	2,440	219.60	1.54	0.77
	08/18/11	22:00	0.50	7.0	384	3,130	281.70	1.30	0.65
	08/18/11	22:30	0.50	7.0	366	3,170	285.30	1.25	0.63
	08/18/11	23:00	0.50	7.0	358	3,160	284.40	1.22	0.61
	08/18/11	23:30	0.50	7.0	352	3,150	283.50	1.20	0.60
	08/19/11	0:00	0.50	7.0	347	3,160	284.40	1.18	0.59
	08/19/11	0:30	0.50	7.0	340	3,160	284.40	1.16	0.58
	08/19/11	1:00	0.50	10.0	444	2,480	223.20	1.19	0.59
	08/19/11	1:30	0.50	10.0	431	2,470	222.30	1.15	0.57
	08/19/11	2:00	0.50	10.0	462	2,480	223.20	1.24	0.62
									TOTAL 11.18

Well Data:			Pre AFVR Event			Post AFVR Event			Corrected Depth to Water Change (ft)
Well No.	Diameter (in)	Screened Interval (ft)	Depth to Product (ft)	Depth to Water (ft)	Product Thickness (ft)	Depth to Product (ft)	Depth to Water (ft)	Product Thickness (ft)	
MW-7	2"	12-22	***	17.90	***	***	17.94	***	0.04
TFR-4	4"	TD: 25.00	18.10	18.17	0.07	***	18.12	***	0.01

Vacuum Truck Information		Well ID	Stinger Depth
Subcontractor:	MECI	MW-7	18.50
Truck Operator:	B. Owen	TFR-4	19.00
Stack I.D. (feet)	0.33 feet		
Corrected depth to water prior to AFVR Event in TFR-7:			18.11

Recovery / Disposal Information		
Hydro carbons Removed (vapor):	11.18	Pounds
Hydro carbons Removed (liquid):	0	Gallons
Total Hydrocarbons Removed:	1.93	Equivilant Gallons
Molecular Weight Utilized:	75	g / mole
Disposal Facility	TK Tank Services, Inc.	
Total Liquids Removed:	200	Gallons

TABLE 2B
DIFFERENTIAL PRESSURE AND GROUNDWATER DRAWDOWN DATA
HEATH SELF SERVE 2
SUMTER, SOUTH CAROLINA
MECI PROJECT NUMBER 11-3502B
SCDHEC SITE ID NUMBER 08932

DIFFERENTIAL PRESSURE DATA

		Well Designation:		
		TFR-3	**MW-8**	**MW-13**
Nearest Extraction Well:		TFR-4	MW-7	MW-7
Approximate Distance:		84 ft	159 ft	330 ft
Time	**Elapsed Time**	**Differential Pressure Readings (inches of water)**		
18:00	0.0	0	0	0
18:30	0.5	0	0	0
19:00	1.0	0	0	0
19:30	1.5	0	0	0
20:00	2.0	0	0	0
20:30	2.5	0	0	0
21:00	3.0	0	0	0
21:30	3.5	0	0	0
22:00	4.0	0	0	0
22:30	4.5	0	0	0
23:00	5.0	0	0	0
23:30	5.5	0	0	0
0:00	6.0	0	0	0
0:30	6.5	0	0	0
1:00	7.0	0	0	0
1:30	7.5	0	0	0
2:00	8.0	0	0	0
Maximum Change:		**0**	**0**	**0**

GROUNDWATER DRAWDOWN DATA

		Well Designation:		
		TFR-3	**MW-8**	**MW-13**
Nearest Extraction Well:		TFR-4	MW-7	MW-7
Approximate Distance:		84 ft	159 ft	330 ft
Time	**Elapsed Time**	**Depth to Liquid (feet below of casing):**		
Prior to AFVR		18.12	18.70	18.21
22:00	4 hours	18.12	18.70	18.21
2:00	8 hours	18.13	18.68	18.20
Maximum Change:		0.01	0.02	0.01

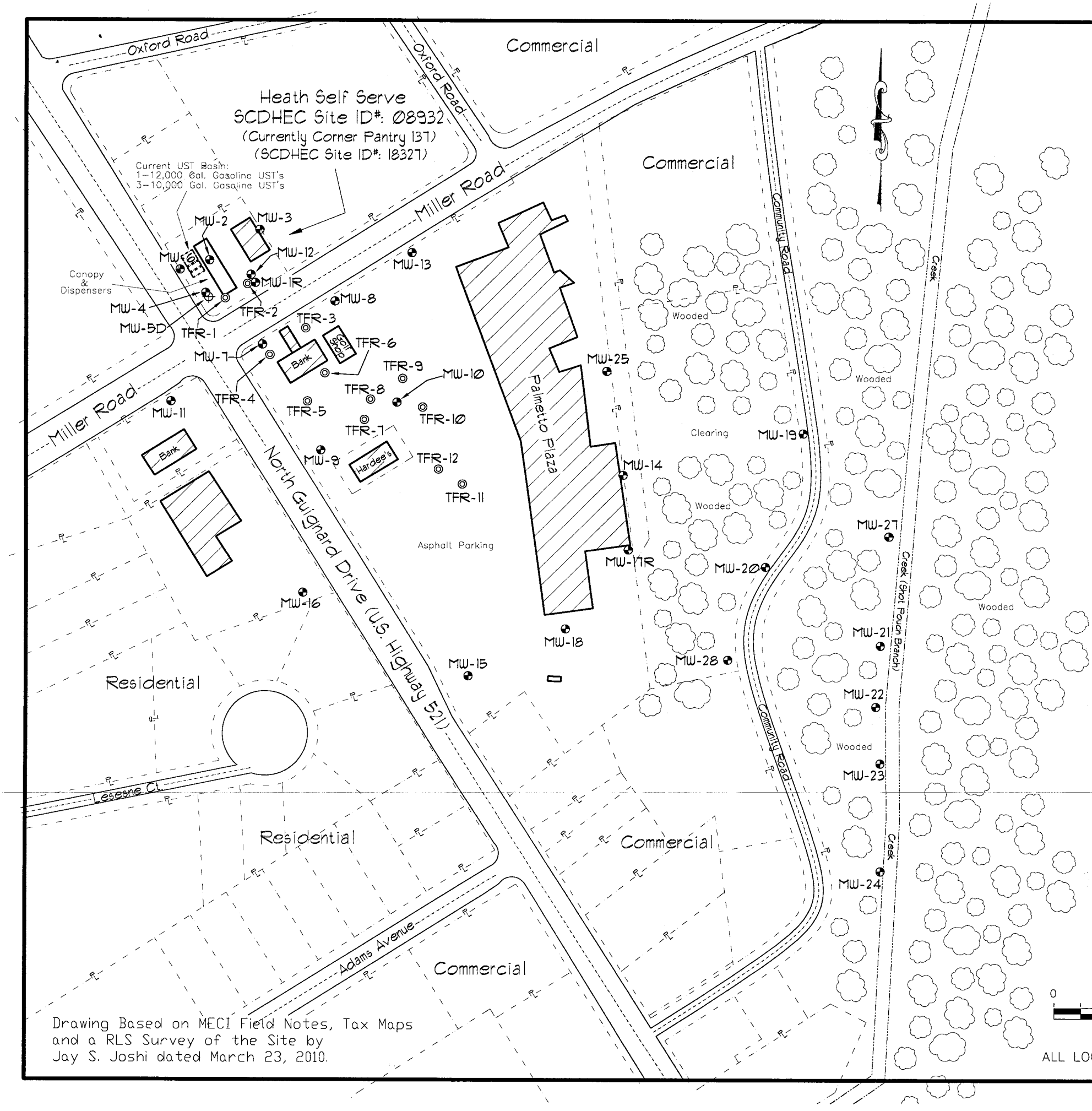

Explanation:

- Location of Water Table Bracketing Monitoring Well
- Location of 4-Inch Recovery Well
- Location of Double Cased Monitoring Well
- Estimated Location of Existing Underground Storage Tanks
- — P — Property Line

Groundwater Elevation Data

Well #	Date Sampled	Depth to Water (feet)	Well Head Elevation	Groundwater Elevation
MW-1R	3/17/10	16.51	171.85	155.34
MW-11R	3/17/10	15.19	170.33	155.14
MW-17R	3/17/10	11.73	163.81	152.08
MW-19	3/17/10	3.38	149.34	145.96
MW-28	3/17/10	4.81	153.73	148.92

Notes:

Depth to groundwater measured on March 17, 2010.

COC Concentration Data

Sample #	Benzene (ug/l)	Toluene (ug/l)	Ethylbenzene (ug/l)	Total Xylenes (ug/l)	Total BTEX (ug/l)	MTBE (ug/l)	Napthalene (ug/l)
MW-1R	2,840	34,800	5,860	28,500	72,000	<250	829
MW-11R	13.0	70.2	36.3	175	294.5	<5.0	<5.0
MW-17R	4,450	6,450	919	3,670	15,489	198	164
MW-19	134	<5.0	<5.0	<10.0	134	12.7	5.0
MW-28	<5.0	<5.0	<5.0	<10.0	BDL	<5.0	<5.0

Notes: Groundwater samples collected on March 17, 2010.
BDL = Below Detection Limits

GRAPHIC SCALE
0 100 200 300 400
1IN = 200FT

ALL LOCATIONS ARE APPROXIMATE

Site Features

Heath Self Serve
Sumter, South Carolina
SCDHEC Site ID 08932

Midlands Environmental Consultants, Inc.

JOB NO. 10-2691
DATE April 14, 2010
FIGURE 3

NON-HAZARDOUS WASTE MANIFEST

1. Generator ID Number	2. Page 1 of	3. Emergency Response Phone	4. Waste Tracking Number
			TK10523

GENERATOR

5. Generator's Name and Mailing Address: MIDLANDS ENVIRONMENTAL, 1144 TWO NOTCH ROAD, LEXINGTON, SC 29072

Generator's Site Address (if different than mailing address)

Generator's Phone:

6. Transporter 1 Company Name: TK TANK SERVICE — SUMTER, SC — U.S. EPA ID Number: 987575567

7. Transporter 2 Company Name — U.S. EPA ID Number

8. Designated Facility Name and Site Address: TK TANK SERVICES, 135 BOULEVARD ROAD, SUMTER, SC 29153 — U.S. EPA ID Number: 987575567

Facility's Phone: 803-418-5314

9. Waste Shipping Name and Description	10. Containers No.	10. Containers Type	11. Total Quantity	12. Unit Wt./Vol.
NON HAZARDOUS PETROLEUM CONTAMINATED WATER	01	TT	3050	gallons
	01	TT	950	gallons

SCDHEC Site	Permit Number	Gallons Produced
Sportsman Corner	12151	200
Phillip's Rental Property	19328	125
Tillman Johnson	08484	100
Satterfield Used Cars	14212	75
Heath Self Serve 2	08932	150
Heath Self Serve 2	08932	200
Howard Maness	00411	150
Howard Maness	00411	175
Simpson Lumber Company	03688	200
Charleston CPW	01496	200
USA Petroluem	07907	200
USA Petroluem	07907	125
Newberry County Airport	15590	300
Ridgeway Section Shed	03144	125
Former McCoy Oil Site	19002	325
Simpsonville Short Stop	12036	200
Rogers Auto Parts	00428	0
Glover's Gulf Service	06994	100
Langston Automotive Service	09876	100
United Oil #144 (ACA)	13137	950

13. S

14. G

Gene

eral regulations for reporting proper disposal of Hazardous Waste.

Month Day Year

INT'L

15. Int

☐ Import to U.S. ☐ Export from U.S. Port of entry/exit:

Transporter Signature (for exports only): Date leaving U.S.:

TRANSPORTER

16. Transporter Acknowledgment of Receipt of Materials

Transporter 1 Printed/Typed Name: Steve A. Gamble — Signature: Steve A. Gamble — Month 08 Day 31 Year 11

Transporter 2 Printed/Typed Name — Signature — Month Day Year

DESIGNATED FACILITY

17. Discrepancy

17a. Discrepancy Indication Space ☐ Quantity ☐ Type ☐ Residue ☐ Partial Rejection ☐ Full Rejection

Manifest Reference Number: 11565

17b. Alternate Facility (or Generator) — U.S. EPA ID Number

Facility's Phone:

17c. Signature of Alternate Facility (or Generator) — Month Day Year

18. Designated Facility Owner or Operator: Certification of receipt of materials covered by the manifest except as noted in Item 17a

Printed/Typed Name — Signature — Month Day Year

Midlands
Environmental
Consultants, Inc.

September 13, 2011





Ms. Cathleen Ridgley, Hydrogeologist
Corrective Action Section
Assessment and Corrective Action Division
Underground Storage Tank Program
Bureau of Land and Waste Management
South Carolina Department of Health and
Environmental Control
2600 Bull Street
Columbia, South Carolina 29201

Subject: Aggressive Fluid Vapor Recovery Report
Heath Self Serve 2
Sumter, South Carolina
SCDHEC Site ID # 08932; CA # 42038
MECI Project Number 11-3502C
Certified Site Rehabilitation Contractor UCC-0009

Dear Ms. Ridgley,

Midlands Environmental Consultants, Inc. (MECI) is pleased to submit the attached Aggressive Fluid Vapor Recovery Report for the referenced site. This describes the aggressive fluid vapor recovery activities conducted at the site in general accordance with South Carolina Department of Health and Environmental Control (SCDHEC) guidelines.

AGGRESSIVE FLUID VAPOR RECOVERY

MECI personnel conducted an Aggressive Fluid Vapor Recovery (AFVR) event at Heath Self Serve on August 31, 2011. The event was conducted on monitoring well MW-17 R to reduce dissolved CoC concentrations. Free phase petroleum product was not detected in MW-17 R prior to the AFVR event. The event was conducted continuously for eight hours by MECI personnel utilizing a vacuum extraction unit. Free phase petroleum product was not detected in the wells immediately following the event.

MECI treated the off gas produced during the AFVR event using an activated carbon filter system. Calculated total petroleum hydrocarbons removed from the well were 0.22 pounds or approximately 0.04 equivalent gallons. The average rate of removal for the hydrocarbons was calculated to be 0.028 pounds per hour. Concentrations of off gas produced during the event were recorded from 450 parts per million by volume (PPM) to 1,560 PPM. Measurements were obtained from vapors prior to entering off gas treatment. Vacuum readings were recorded at a range of 6.0 to 10.0 inches of mercury during the event. A complete compilation of measurements recorded is presented in attached Table 1C.

Post Office Box 854, Lexington SC 29071 • 235-B Dooley Road, Lexington, SC 29073
Telephone: (803) 808-2043 • fax: (803) 808-2048

Differential pressures and groundwater levels were measured and recorded for selected site monitoring wells at regular intervals. This data is summarized in the attached Table 2C. Monitoring well locations are depicted on attached Figure 1.

A total of 150 gallons of liquid was removed from MW-17 R during this event. Free phase petroleum product was not observed in the holding tank following the event. The fluids produced were transported to TK Tank Services of Sumter, SC for disposal. A disposal manifest for these fluids is attached at the end of this report.

QUALIFICATIONS OF REPORT

The activities and evaluative approaches used in this assignment are consistent with those normally employed in enhanced fluid recovery events and waste management projects of this type. Contents of this report are intended for the use by MECI and the South Carolina Department of Health and Environmental Control, under mutually agreed upon terms and conditions. If other parties wish to rely on this report please contact MECI prior to their use of this information so that a mutual understanding and agreement of the terms and conditions of our services can be established.

Midlands Environmental appreciates the opportunity to offer our professional environmental related services to you on this project. Please feel free to contact us at 803-808-2043 if you have any immediate questions or comments.

Sincerely,
Midlands Environmental Consultants, Inc.



Courtney M. Sanders
Staff Biologist



Brendon P. Kelly
Project Scientist

Attachments:

TABLE 1C
AFVR MONITORING DATA
HEATH SELF SERVE 2
SUMTER, SOUTH CAROLINA
MECI PROJECT NUMBER 11-3502C
SCDHEC SITE ID NUMBER 08932

Extraction Well	Date	Time (hh:mm)	Differential Time (hr)	Extraction Well Head Vacuum (in. Hg)	Off Gas Measurements				
					Concentration (PPM)	Offgas Velocity Ft/Min	Flow Rate CFM	Removal Rate Lbs/Hr	Interval Removal Lbs
MW-17R	08/31/11	21:45	0.50	6.0	8.2	3,380	304.20	0.03	0.01
	08/31/11	22:15	0.50	6.0	7.4	3,380	304.20	0.03	0.01
	08/31/11	22:45	0.50	6.0	7.8	3,400	306.00	0.03	0.01
	08/31/11	23:15	0.50	8.0	4.5	3,260	293.40	0.02	0.01
	08/31/11	23:45	0.50	8.0	5.1	3,250	292.50	0.02	0.01
	09/01/11	0:15	0.50	10.0	12.4	2,940	264.60	0.04	0.02
	09/01/11	0:45	0.50	10.0	15.6	2,950	265.50	0.05	0.02
	09/01/11	1:15	0.50	10.0	10.8	2,930	263.70	0.03	0.02
	09/01/11	1:45	0.50	10.0	7.2	2,900	261.00	0.02	0.01
	09/01/11	2:15	0.50	10.0	8.5	2,900	261.00	0.03	0.01
	09/01/11	2:45	0.50	10.0	7.8	2,880	259.20	0.02	0.01
	09/01/11	3:15	0.50	10.0	8.1	2,890	260.10	0.03	0.01
	09/01/11	3:45	0.50	10.0	6.2	2,900	261.00	0.02	0.01
	09/01/11	4:15	0.50	8.0	5.3	3,250	292.50	0.02	0.01
	09/01/11	4:45	0.50	8.0	5.2	3,260	293.40	0.02	0.01
	09/01/11	5:15	0.50	8.0	6.1	3,250	292.50	0.02	0.01
	09/01/11	5:45	0.50	8.0	4.8	3,250	292.50	0.02	0.01
									TOTAL
									0.22

Well Data:			Pre AFVR Event			Post AFVR Event			Corrected Depth to Water Change (ft)
Well No.	Diameter (in)	Screened Interval (ft)	Depth to Product (ft)	Depth to Water (ft)	Product Thickness (ft)	Depth to Product (ft)	Depth to Water (ft)	Product Thickness (ft)	
MW-17R	2"	10-20	***	14.35	***	***	14.42	***	0.07

Vacuum Truck Information		Well ID	Stinger Depth
Subcontractor:	MECI	MW-17R	15.00
Truck Operator:	K.Pudney		
Stack I.D. (feet)	0.33 feet		

Recovery / Disposal Information		
Hydro carbons Removed (vapor):	0.22	Pounds
Hydro carbons Removed (liquid):	0	Gallons
Total Hydrocarbons Removed:	0.04	Equivilant Gallons
Molecular Weight Utilized:	75	g / mole
Disposal Facility	TK Tank Services, Inc.	
Total Liquids Removed:	150	Gallons

TABLE 2C
DIFFERENTIAL PRESSURE AND GROUNDWATER DRAWDOWN DATA
HEATH SELF SERVE 2
SUMTER, SOUTH CAROLINA
MECI PROJECT NUMBER 11-3502C
SCDHEC SITE ID NUMBER 08932

DIFFERENTIAL PRESSURE DATA

		Well Designation:		
		MW-14	**MW-15**	**MW-18**
Nearest Extraction Well:		MW-17R	MW-17R	MW-17R
Approximate Distance:		140 ft	485 ft	190 ft
Time	**Elapsed Time**	**Differential Pressure Readings (inches of water)**		
21:45	0.0	0	0	0
22:15	0.5	0	0	0
22:45	1.0	0	0	0
23:15	1.5	0	0	0
23:45	2.0	0	0	0
0:15	2.5	0	0	0
0:45	3.0	0	0	0
1:15	3.5	0	0	0
1:45	4.0	0	0	0
2:15	4.5	0	0	0
2:45	5.0	0	0	0
3:15	5.5	0	0	0
3:45	6.0	0	0	0
4:15	6.5	0	0	0
4:45	7.0	0	0	0
5:15	7.5	0	0	0
5:45	8.0	0	0	0
Maximum Change:		**0**	**0**	**0**

GROUNDWATER DRAWDOWN DATA

		Well Designation:		
		MW-14	**MW-15**	**MW-18**
Nearest Extraction Well:		MW-17R	MW-17R	MW-17R
Approximate Distance:		140 ft	485 ft	190 ft
Time	**Elapsed Time**	**Depth to Liquid (feet below of casing):**		
Prior to AFVR		14.17	12.69	14.73
1:45	4 hours	14.17	12.69	14.73
5:45	8 hours	14.17	12.69	14.73
Maximum Change:		0.00	0.00	0.00

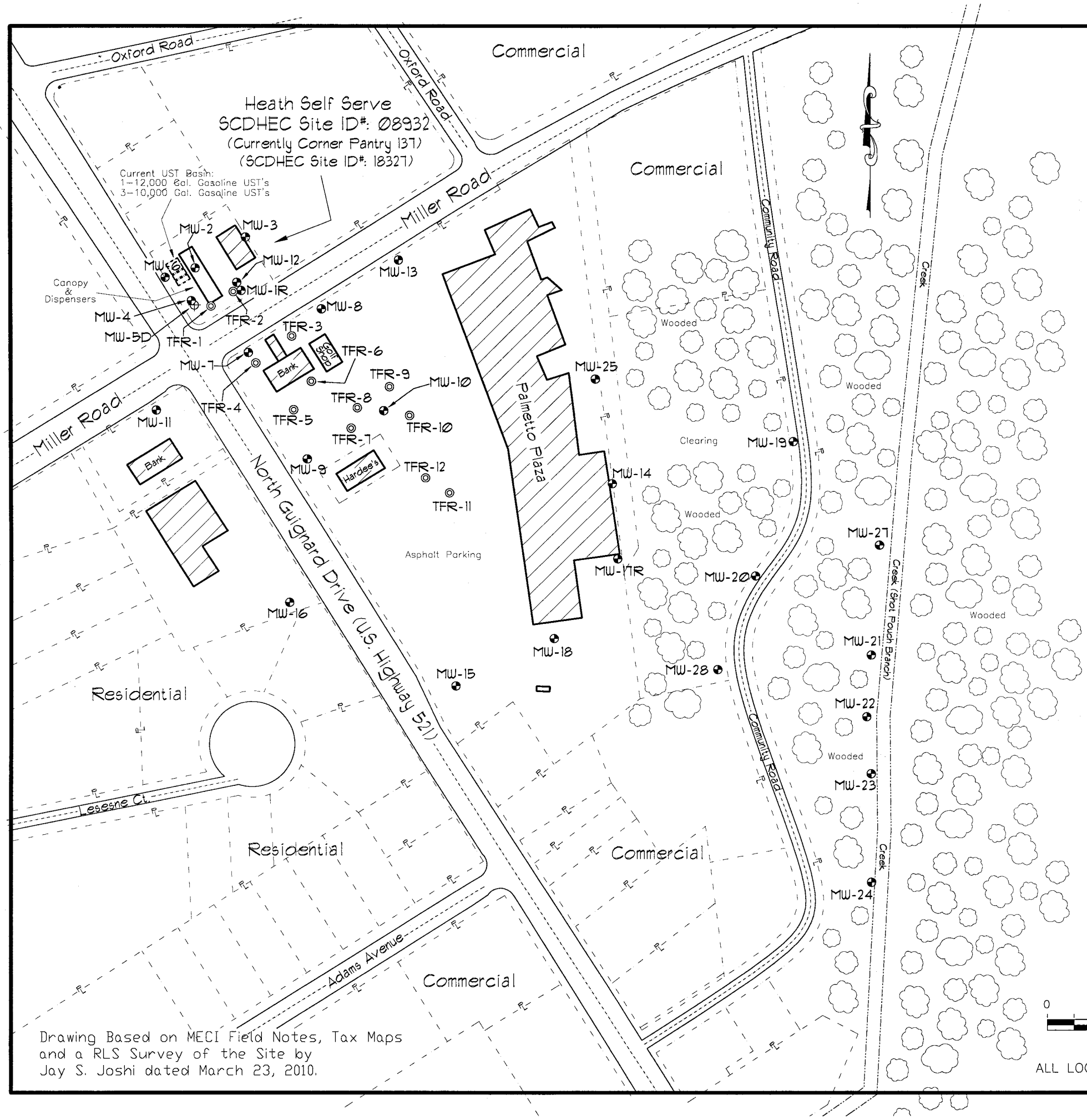

Drawing Based on MECI Field Notes, Tax Maps and a RLS Survey of the Site by Jay S. Joshi dated March 23, 2010.

Explanation:

- Location of Water Table Bracketing Monitoring Well
- Location of 4-Inch Recovery Well
- Location of Double Cased Monitoring Well
- Estimated Location of Existing Underground Storage Tanks
- Property Line

Groundwater Elevation Data

Well #	Date Sampled	Depth to Water (feet)	Well Head Elevation	Groundwater Elevation
MW-1R	3/17/10	16.51	171.85	155.34
MW-11R	3/17/10	15.19	170.33	155.14
MW-17R	3/17/10	11.73	163.81	152.08
MW-19	3/17/10	3.38	149.34	145.96
MW-28	3/17/10	4.81	153.73	148.92

Notes:

Depth to groundwater measured on March 17, 2010.

COC Concentration Data

Sample #	Benzene (ug/l)	Toluene (ug/l)	Ethylbenzene (ug/l)	Total Xylenes (ug/l)	Total BTEX (ug/l)	MTBE (ug/l)	Napthalene (ug/l)
MW-1R	2,840	34,800	5,860	28,500	72,000	<250	829
MW-11R	13.0	70.2	36.3	175	294.5	<5.0	<5.0
MW-17R	4,450	6,450	919	3,670	15,489	198	164
MW-19	134	<5.0	<5.0	<10.0	134	12.7	5.0
MW-28	<5.0	<5.0	<5.0	<10.0	BDL	<5.0	<5.0

Notes: Groundwater samples collected on March 17, 2010.
BDL = Below Detection Limits

GRAPHIC SCALE
0 100 200 300 400
1IN = 200FT

ALL LOCATIONS ARE APPROXIMATE

Site Features

Heath Self Serve
Sumter, South Carolina
SCDHEC Site ID 08932

Midlands Environmental Consultants, Inc.

JOB NO. 10-2691
DATE April 14, 2010
FIGURE 3

NON-HAZARDOUS WASTE MANIFEST	1. Generator ID Number	2. Page 1 of	3. Emergency Response Phone	4. Waste Tracking Number
				[illegible]

5. Generator's Name and Mailing Address: MIDLANDS ENVIRONMENTAL, 1144 TWO NOTCH ROAD, LEXINGTON, SC 29073

Generator's Site Address (if different than mailing address):

Generator's Phone:

6. Transporter 1 Company Name: TK TANK SERVICE SUMTER, SC — U.S. EPA ID Number: 987573557

7. Transporter 2 Company Name — U.S. EPA ID Number:

8. Designated Facility Name and Site Address: TK TANK SERVICES, 425 BOULEVARD ROAD, SUMTER, SC 29153 — U.S. EPA ID Number: 987573557

Facility's Phone: 803-418-5314

9. Waste Shipping Name and Description	10. Containers No.	10. Containers Type	11. Total Quantity	12. Unit Wt./Vol.
1. NON HAZARDOUS PETROLEUM CONTAMINATED WATER	1	TT	3070	gallons
2.				
3.				
4.				

SCDHEC Site	Permit Number	Gallons Produced
Mary Moorehead Property	16009	140
Crawford's Country Store	12335	185
El Cheapo	11773	175
Heath Self Serve 2	08932	150
Boles Enterprise	04768	20
Horton's Grocery	06768	150
Horton's Grocery	06768	150
Richland County Public Works	11805	325
Weaver & Sons Lounge	18685	200
Calcutt's Grocery	09120	100
Sweatman Grocery	17292	150
Phillips Rental Property	19328	75
Former Royal Petroleum	19426	325
Weed's Landing	06157	350
Corner Pantry 103	07686	100
Burnette Cleaner's	15724	150
Dubose Bait & Feed	08843	325

13. Special Ha

14. GENERAT... s for reporting proper disposal of Hazardous Waste.

Generator's/Off... Typed Name — Signature — Month Day Year

15. International Shipments ☐ Import to U.S. ☐ Export from U.S. Port of entry/exit:

Transporter Signature (for exports only): Date leaving U.S.:

16. Transporter Acknowledgment of Receipt of Materials

Transporter 1 Printed/Typed Name: Steve A. Gamble — Signature: Steve A. Gamble — Month 9 Day 14 Year 11

Transporter 2 Printed/Typed Name — Signature — Month Day Year

17. Discrepancy

17a. Discrepancy Indication Space ☐ Quantity ☐ Type ☐ Residue ☐ Partial Rejection ☐ Full Rejection

Manifest Reference Number:

17b. Alternate Facility (or Generator) — U.S. EPA ID Number

Facility's Phone:

17c. Signature of Alternate Facility (or Generator) — Month Day Year

18. Designated Facility Owner or Operator: Certification of receipt of materials covered by the manifest except as noted in Item 17a

Printed/Typed Name — Signature — Month Day Year

GENERATOR — INT'L — TRANSPORTER — DESIGNATED FACILITY

D H E C

PROMOTE PROTECT PROSPER

C. Earl Hunter, Commissioner

Promoting and protecting the health of the public and the environment.



MIDLANDS ENVIRONMENTAL CONSULTANTS
MR BRYAN SHANE
PO BOX 854
LEXINGTON SC 29071-0854

MAR 1 2 2012

Re: Notice to Proceed for Repair of Existing Monitoring well and Recovery Well Installation
Solicitation # 5400003229, PO# 4600117789

Dear Mr. Shane:

In accordance with the referenced bid solicitation # IFB-5400003229 the UST Management Division requests that a **report and invoice are due sixty (60) days from the date of this letter.** Please note that all applicable South Carolina certification requirements regarding, well installation, survey and report preparation must be met in accordance with the referenced solicitation. The final report should contain the requirements of the appropriate section of the bid solicitation. The final report should be submitted to Andrew McCormick, the contract manager.

The facilities have been assigned a Cost Agreement (CA) numbers have been approved by the project manager. Please reference the CA numbers and Purchase Order # 4600117789 on the appropriate invoices submitted for payment. As specified in the referenced bid, **the completed invoice forms and associated reports (include contract certification number) are expected on or before the designated due date (see below) after the technical and cost approval from the project manager.**

UST Permit #	Facility	ARRA	County	Project Manager	Cost Agreement	Work Scope	Due Date*
11776	Munn E Saver Coastal Mart 105	No	Sumter	Cathleen Ridgley	43330	Monitoring Well Installation	60 Days
14469	Great Falls Exxon	No	Chester	Cathleen Ridgley	43319	Monitoring Well Installation	60 Days
08932	H Q Heath Self Serv 2	No	Sumter	Cathleen Ridgley	43393	Monitoring Well Pad Repair	60 Days

*From receipt of Notice to Proceed letter

Midland's Environmental Consultants, Inc. will perform services at the sites on behalf of the site's UST owners; however, payments will be made from the State Underground Petroleum Environmental Response Bank (SUPERB) Account. The site's UST owners have no obligation for payment for this scope of work. **Please note, if there are any changes in the established cost agreement amounts (e.g., additional water supply wells sampled, additional well footage, etc.) contact the site's project manager for technical and/or financial approval. Failure to do so prior to submittal of invoice may result in delay of payment.**

Implementation and Report submittal shall be performed in accordance with the referenced contract. Per Section 3.4.2., a late fee of $50.00/day (not to exceed 20% of the cost agreement total) may be levied for each report submitted after the deadline established in the Notice to Proceed.

If you have any questions, please contact me at (803) 896-6585 or via e-mail at dollcs@dhec.sc.gov.

Sincerely,

Christopher S. Doll, PG, Manager
Assessment Section
Underground Storage Tank Management Division
Bureau of Land and Waste Management

Enc: Approved Cost Agreements (ACA)
Information Packets (11776, 14469 and 08932)

cc: Chris Doll, UST Management Division (without enc)
Technical Files (11776, 14469 and 08932) with ACA, cover sheet & site map.

D H E C
PROMOTE PROTECT PROSPER
South Carolina Department of Health
and Environmental Control

UNDERGROUND STORAGE TANK PROGRAM
BUREAU OF LAND AND WASTE MANAGEMENT
2600 Bull Street, Columbia, South Carolina 29201
Telephone: 803-896-6240

MEMORANDUM

TO: Bryan Shane, Midlands Environmental Consultants, Inc.

FROM: Cathleen Ridgley

RE: **NOTICE TO PROCEED**

Facility Name: H Q Heath Self Serv 2

Permit Number: 08932

County: Sumter

Work To Be Completed: Fix the well vault and pad on monitoring well MW-15. The manhole cover was recently replaced again and does not fit into pad well.

CA# 43393

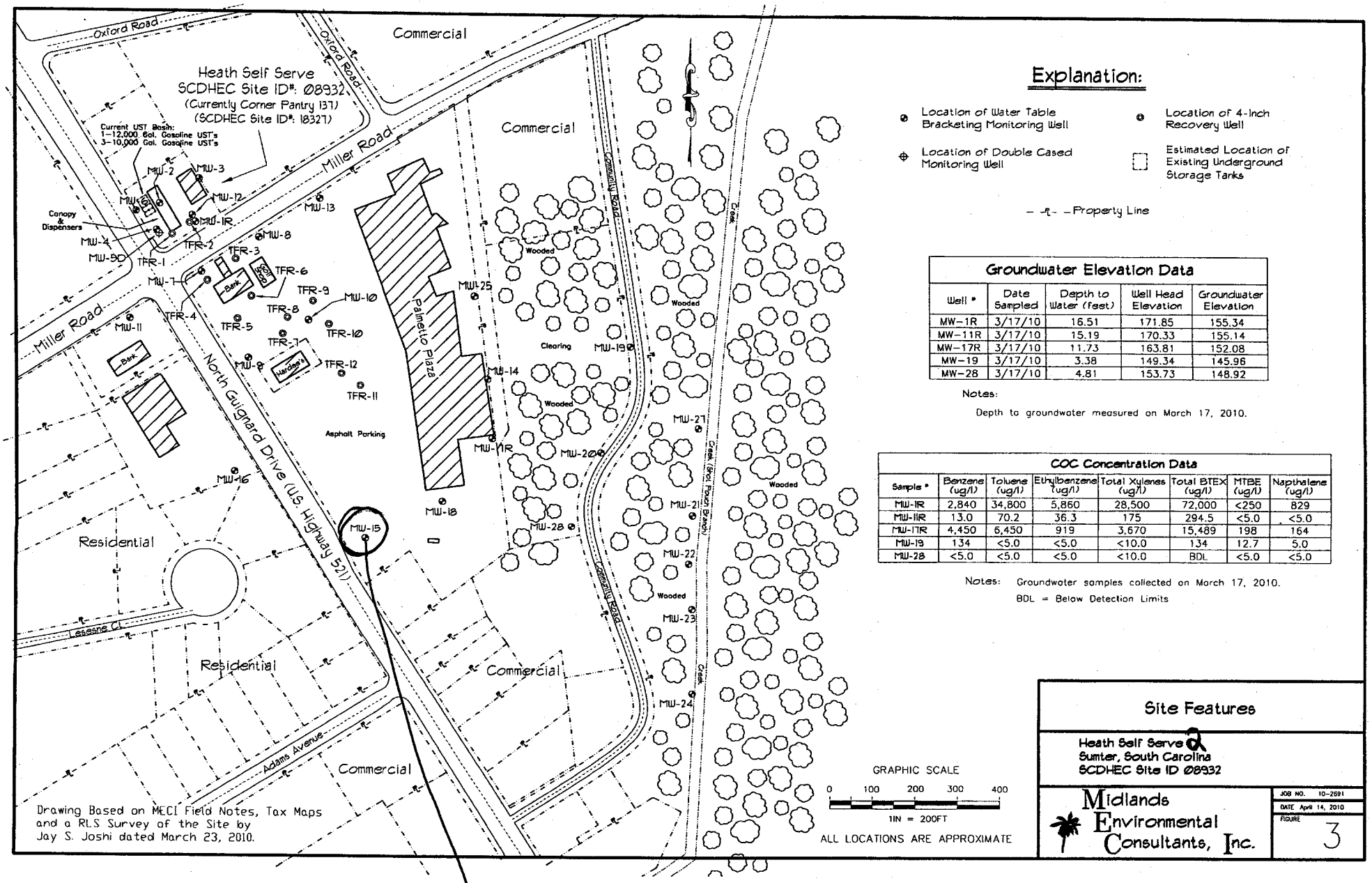

Explanation:

- Location of Water Table Bracketing Monitoring Well
- Location of 4-Inch Recovery Well
- Location of Double Cased Monitoring Well
- Estimated Location of Existing Underground Storage Tanks
- Property Line

Groundwater Elevation Data

Well #	Date Sampled	Depth to Water (Feet)	Well Head Elevation	Groundwater Elevation
MW-1R	3/17/10	16.51	171.85	155.34
MW-11R	3/17/10	15.19	170.33	155.14
MW-17R	3/17/10	11.73	163.81	152.08
MW-19	3/17/10	3.38	149.34	145.96
MW-28	3/17/10	4.81	153.73	148.92

Notes:

Depth to groundwater measured on March 17, 2010.

COC Concentration Data

Sample #	Benzene (ug/l)	Toluene (ug/l)	Ethylbenzene (ug/l)	Total Xylenes (ug/l)	Total BTEX (ug/l)	MTBE (ug/l)	Napthalene (ug/l)
MW-1R	2,840	34,800	5,860	28,500	72,000	<250	829
MW-11R	13.0	70.2	36.3	175	294.5	<5.0	<5.0
MW-17R	4,450	6,450	919	3,670	15,489	198	164
MW-19	134	<5.0	<5.0	<10.0	134	12.7	5.0
MW-28	<5.0	<5.0	<5.0	<10.0	BDL	<5.0	<5.0

Notes: Groundwater samples collected on March 17, 2010.
BDL = Below Detection Limits

Drawing Based on MECI Field Notes, Tax Maps and a RLS Survey of the Site by Jay S. Joshi dated March 23, 2010.

GRAPHIC SCALE
0 100 200 300 400
1IN = 200FT

ALL LOCATIONS ARE APPROXIMATE

Site Features

Heath Self Serve
Sumter, South Carolina
SCDHEC Site ID 08932

Midlands Environmental Consultants, Inc.

JOB NO. 10-2691
DATE April 14, 2010
FIGURE 3

Repair well vault

Midlands Environmental Consultants, Inc.

April 16, 2012





Ms. Cathleen Ridgley, Hydrogeologist
Corrective Action Section
Assessment and Corrective Action Division
Underground Storage Tank Program
Bureau of Land & Waste Management
South Carolina Department of Health
and Environmental Control
2600 Bull Street
Columbia, South Carolina 29201

Subject: Report of Monitoring Well Repair
HQ Heath Self Serve #2
501 N. Guignard Drive
Sumter, South Carolina
SCDHEC Site ID# 08932, CA # 43393
MECI Project Number 12-3893
Certified Site Rehabilitation Contractor UCC-0009

Dear Ms. Ridgley:

Midlands Environmental Consultants, Inc. (MECI) is pleased to submit this letter report outlining the monitoring well pad repair activities performed at the subject site. This describes the field activities conducted at the site in general accordance with South Carolina Department of Health and Environmental Control (SCDHEC) guidelines.

During previous assessment activities performed at the subject site, it was noted that there was issues with the pad and vault of MW-15. On April 3, 2012, MECI personnel and Environmental Drilling and Probing Services, LLC. (EDPS) mobilized to the subject site to replace the pad and vault on monitoring well MW-15. A new vault and pad was replaced on MW-15 under the direction of Mr. Joseph Smith (SC Driller's License # B 01648) of EDPS.

Midlands Environmental appreciates the opportunity to offer our professional environmental services on this project. If you have any questions concerning this project, please contact the undersigned at (803) 808-2043.

Sincerely,
MIDLANDS ENVIRONMENTAL CONSULTANTS, INC.

Courtney M. Sanders
Staff Biologist

Jeff L. Coleman
Senior Scientist

Attachments

Post Office Box 854, Lexington SC 29071 • 235-B Dooley Road, Lexington, SC 29073
Telephone: (803) 808-2043 • fax: (803) 808-2048

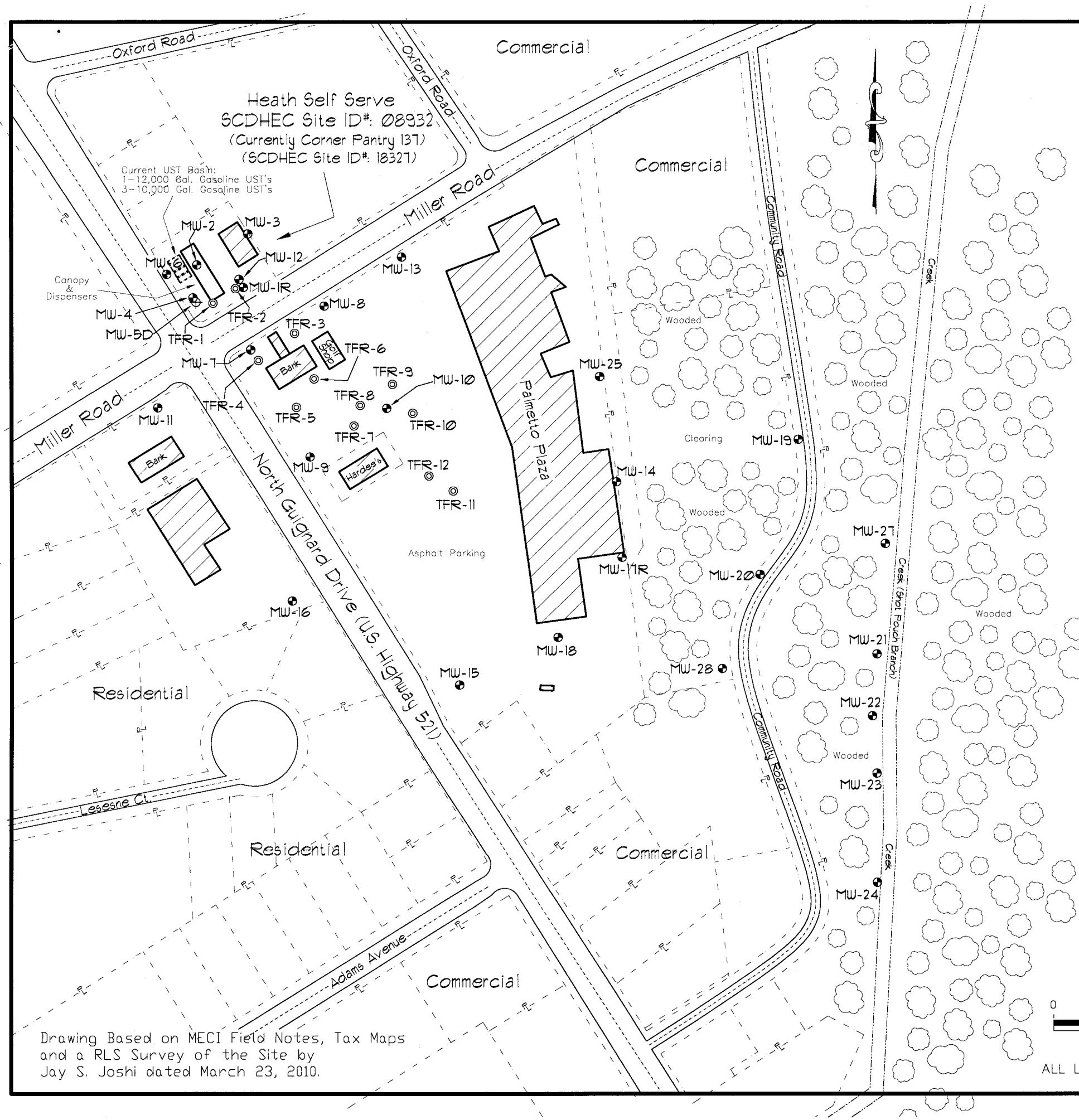

Drawing Based on MECI Field Notes, Tax Maps and a RLS Survey of the Site by Jay S. Joshi dated March 23, 2010.

Explanation:

- Location of Water Table Bracketing Monitoring Well
- Location of 4-Inch Recovery Well
- Location of Double Cased Monitoring Well
- Estimated Location of Existing Underground Storage Tanks
- Property Line

Groundwater Elevation Data

Well #	Date Sampled	Depth to Water (feet)	Well Head Elevation	Groundwater Elevation
MW-1R	3/17/10	16.51	171.85	155.34
MW-11R	3/17/10	15.19	170.33	155.14
MW-17R	3/17/10	11.73	163.81	152.08
MW-19	3/17/10	3.38	149.34	145.96
MW-28	3/17/10	4.81	153.73	148.92

Notes:

Depth to groundwater measured on March 17, 2010.

COC Concentration Data

Sample #	Benzene (ug/l)	Toluene (ug/l)	Ethylbenzene (ug/l)	Total Xylenes (ug/l)	Total BTEX (ug/l)	MTBE (ug/l)	Napthalene (ug/l)
MW-1R	2,840	34,800	5,860	28,500	72,000	<250	829
MW-11R	13.0	70.2	36.3	175	294.5	<5.0	<5.0
MW-17R	4,450	6,450	919	3,670	15,489	198	164
MW-19	134	<5.0	<5.0	<10.0	134	12.7	5.0
MW-28	<5.0	<5.0	<5.0	<10.0	BDL	<5.0	<5.0

Notes: Groundwater samples collected on March 17, 2010.
BDL = Below Detection Limits

GRAPHIC SCALE
0 100 200 300 400
1IN = 200FT

ALL LOCATIONS ARE APPROXIMATE

Site Features

Heath Self Serve
Sumter, South Carolina
SCDHEC Site ID# 08932

Midlands Environmental Consultants, Inc.

JOB NO. 12-3893
DATE April 16, 2012
FIGURE 3

D H E C

PROMOTE PROTECT PROSPER

Catherine B. Templeton, Director

Promoting and protecting the health of the public and the environment

APR 2 5 2012

MR BRIAN SHANE PG
MIDLANDS ENVIRONMENTAL CONSULTANTS INC
P O BOX 854
LEXINGTON SC 29071-0854

UST 37 Tech DOCKETING

Re: AFVR/passive skimmer installation
Bid #IBF-36815-8/27/09-EMW; PO #4500011659
Notice to proceed

Dear Mr. Shane:

Under the terms and conditions of the referenced bid, free-phase product (FPP) recovery using aggressive fluid vapor recovery (AFVR) or passive skimmers has been approved for the facilities listed below. Enclosed are packets containing necessary information to perform FPP recovery at each facility. Midlands Environmental Consultants, Inc. may commence with a site reconnaissance before conducting AFVR and/or passive skimmer installation. If the targeted recovery wells do not contain measurable (0.01') FPP, please contact the UST Project Manager for further instructions. Each facility has been assigned an individual cost agreement (CA) number and report due date. As specified in the bid, a report and invoice must be submitted on the designated due date. The appropriate CA number and Purchase Order (PO) #4500011659 should be referenced on each invoice submitted.

All AFVR events must be conducted in accordance with Section B of the UST Quality Assurance Program Plan (QAPP). Further, all wells other then targeted recovery wells must remain capped (sealed) during AFVR events.

UST Permit #	Facility	County	Work Scope	Cost Agreement	Due Date
08932	HQ Health Self Serve 2	Sumter	5 AFVR events	43641	7/2/12

The aforementioned scope of work at each facility will be performed on behalf of the UST Owner/Operator (O/O) and payment will be made from the SUPERB Account. The O/O has no obligation to pay for the scope of work. Please note that Sections 44-2-110(4) and 44-2-130(B) of the SUPERB Statute state that no costs will be allowed (considered for payment) unless prior approval from SCDHEC is obtained.

If for any reason there are changes in these cost agreements, any associated changes to this cost agreement must be pre-approved by Department in order for Midlands Environmental Consultants to seek payment. Please contact the UST Project Manager for technical and/or financial approval. Any item that is not clearly or completely addressed in the report **WILL NOT** be compensated by SUPERB.

The Department grants pre-approval for transportation of FPP and petroleum-contaminated groundwater from the referenced UST facility to a permitted treatment facility. The FPP and contaminated groundwater must be accepted by the approved treatment facility. There can be no spillage or leakage in transport. A copy of the disposal manifest from the receiving facility that clearly designates the quantity received must be included as an appendix to the report.

If you have any questions concerning this correspondence or need further assistance, please contact me by phone at (803) 896-6398, by fax at (803) 896-6245, or by e-mail at padgetjp@dhec.sc.gov.

Sincerely,

Joel P. Padgett, Geologist/Hydrologist
Corrective Action Section
UST Management Division
Bureau of Land and Waste Management

enc: Information packets

cc: Technical file (w/o enc)

Approved Cost Agreement 43641

Facility: 08932 H Q HEATH SELF SERV 2

RIDGLECT

PO Number:

Task / Description	Categories	Item	Description	Qty / Pct	Unit Price	Amount
04 MOB/DEMOB						
		A	EQUIPMENT	5.0000	350.00	1,750.00
17 DISPOSAL						
		A	WASTEWATER	5,000.0000	0.10	500.00
23 EFR						
		A	8 HOUR EVENT	5.0000	600.00	3,000.00
		C	OFF GAS TREATMENT	5.0000	100.00	500.00
				Total Amount		5,750.00

Midlands
Environmental
Consultants, Inc.

UST
JUN 14 2012
PROGRAM

June 12, 2012

Ms. Cathleen Ridgley, Hydrogeologist
Corrective Action Section
Assessment and Corrective Action Division
Underground Storage Tank Program
Bureau of Land and Waste Management
South Carolina Department of Health and
Environmental Control
2600 Bull Street
Columbia, South Carolina 29201

UST
41 keep
DOCKETING

Subject: Aggressive Fluid Vapor Recovery Report
Heath Self Serve 2
Sumter, South Carolina
SCDHEC Site ID # 08932; CA # 43641
MECI Project Number 12-3974B
Certified Site Rehabilitation Contractor UCC-0009

Dear Ms. Ridgley,

Midlands Environmental Consultants, Inc. (MECI) is pleased to submit the attached Aggressive Fluid Vapor Recovery Report for the referenced site. This describes the aggressive fluid vapor recovery activities conducted at the site in general accordance with South Carolina Department of Health and Environmental Control (SCDHEC) guidelines.

AGGRESSIVE FLUID VAPOR RECOVERY

MECI personnel conducted an Aggressive Fluid Vapor Recovery (AFVR) event at Heath Self Serve on May 30 & 31, 2012. The event was conducted on monitoring wells MW-7 and TFR-4 to remove free phase petroleum product. Free phase petroleum product was detected in monitoring well MW-7 at a thickness of 0.16 feet and in TFR-4 at a thickness of 1.07 feet prior to the AFVR event. The event was conducted continuously for eight hours by MECI personnel utilizing a vacuum extraction unit. Free phase petroleum product was not detected in the wells immediately following the event.

MECI treated the off gas produced during the AFVR event using an activated carbon filter system. Calculated total petroleum hydrocarbons removed from the well were 33.87 pounds or approximately 5.85 equivalent gallons. The average rate of removal for the hydrocarbons was calculated to be 4.23 pounds per hour. Concentrations of off gas produced during the event were recorded from 631 parts per million by volume (PPM) to 4,160 PPM. Measurements were obtained from vapors prior to entering off gas treatment. Vacuum readings were recorded at a range of 8.0 to 16.0 inches of mercury during the event. A complete compilation of measurements recorded is presented in attached Table 1B.

Post Office Box 854, Lexington SC 29071 • 235-B Dooley Road, Lexington, SC 29073
Telephone: (803) 808-2043 • fax: (803) 808-2048

Differential pressures and groundwater levels were measured and recorded for selected site monitoring wells at regular intervals. This data is summarized in the attached Table 2B. Monitoring well locations are depicted on attached Figure 1.

A total of 225 gallons of liquid was removed from MW-7 and TFR-4 during this event. Free phase petroleum product was not observed in the holding tank following the event. The fluids produced were transported to TK Tank Services of Sumter, SC for disposal. A disposal manifest for these fluids is attached at the end of this report.

QUALIFICATIONS OF REPORT

The activities and evaluative approaches used in this assignment are consistent with those normally employed in enhanced fluid recovery events and waste management projects of this type. Contents of this report are intended for the use by MECI and the South Carolina Department of Health and Environmental Control, under mutually agreed upon terms and conditions. If other parties wish to rely on this report please contact MECI prior to their use of this information so that a mutual understanding and agreement of the terms and conditions of our services can be established.

Midlands Environmental appreciates the opportunity to offer our professional environmental related services to you on this project. Please feel free to contact us at 803-808-2043 if you have any immediate questions or comments.

Sincerely,
Midlands Environmental Consultants, Inc.



Courtney M. Sanders
Staff Biologist



Brendon P. Kelly
Project Scientist

Attachments:

TABLE 1B
AFVR MONITORING DATA
HEATH SELF SERVE 2
SUMTER, SOUTH CAROLINA
MECI PROJECT NUMBER 12-3974B
SCDHEC SITE ID NUMBER 08932

Extraction Well	Date	Time (hh:mm)	Differential Time (hr)	Extraction Well Head Vacuum (in. Hg)	Off Gas Measurements				
					Concentration (PPM)	Offgas Velocity Ft/Min	Flow Rate CFM	Removal Rate Lbs/Hr	Interval Removal Lbs
MW-7	05/30/12	17:00	0.50	15.0	4,063	1,610	144.90	7.06	3.53
TFR-4	05/30/12	17:30	0.50	16.0	2,942	1,560	140.40	4.96	2.48
	05/30/12	18:00	0.50	16.0	2,659	1,590	143.10	4.57	2.28
	05/30/12	18:30	0.50	16.0	1,782	1,520	136.80	2.93	1.46
	05/30/12	19:00	0.50	16.0	1,215	1,480	133.20	1.94	0.97
	05/30/12	19:30	0.50	8.0	947	1,890	170.10	1.93	0.97
	05/30/12	20:00	0.50	8.0	862	2,120	190.80	1.97	0.99
	05/30/12	20:30	0.50	8.0	778	2,260	203.40	1.90	0.95
	05/30/12	21:00	0.50	8.0	631	2,370	213.30	1.62	0.81
	05/30/12	21:30	0.50	13.0	1,194	1,880	169.20	2.42	1.21
	05/30/12	22:00	0.50	13.0	1,682	1,970	177.30	3.58	1.79
	05/30/12	22:30	0.50	13.0	2,051	1,940	174.60	4.30	2.15
	05/30/12	23:00	0.50	13.0	3,605	1,910	171.90	7.44	3.72
	05/30/12	23:30	0.50	15.0	4,160	1,500	135.00	6.74	3.37
	05/30/12	0:00	0.50	15.0	3,374	1,560	140.40	5.68	2.84
	05/30/12	0:30	0.50	15.0	2,981	1,420	127.80	4.57	2.29
	05/30/12	1:00	0.50	15.0	2,597	1,470	132.30	4.12	2.06
									TOTAL
									33.87

Well Data:			Pre AFVR Event			Post AFVR Event			Corrected Depth to Water Change (ft)
Well No.	Diameter (in)	Screened Interval (ft)	Depth to Product (ft)	Depth to Water (ft)	Product Thickness (ft)	Depth to Product (ft)	Depth to Water (ft)	Product Thickness (ft)	
MW-7	2"	12-22	18.44	18.60	0.16	***	18.48	***	-0.12
TFR-4	4"	TD: 25.00	18.35	19.42	1.07	***	18.97	***	0.46

Vacuum Truck Information		Well ID	Stinger Depth
Subcontractor:	MECI	MW-7	18.50
Truck Operator:	G. Globensky	TFR-4	19.00
Stack I.D. (feet)	0.33 feet		
Corrected depth to water prior to AFVR Event in MW-7:			18.46
Corrected depth to water prior to AFVR Event in TFR-4:			18.51

Recovery / Disposal Information		
Hydro carbons Removed (vapor):	33.87	Pounds
Hydro carbons Removed (liquid):	0	Gallons
Total Hydrocarbons Removed:	5.85	Equivilant Gallons
Molecular Weight Utilized:	75	g / mole
Disposal Facility	TK Tank Services, Inc.	
Total Liquids Removed:	225	Gallons

TABLE 2B
DIFFERENTIAL PRESSURE AND GROUNDWATER DRAWDOWN DATA
HEATH SELF SERVE 2
SUMTER, SOUTH CAROLINA
MECI PROJECT NUMBER 12-3974B
SCDHEC SITE ID NUMBER 08932

DIFFERENTIAL PRESSURE DATA

		Well Designation:		
		MW-12	**MW-8**	**MW-1R**
Nearest Extraction Well:		TFR-4	MW-7	MW-7
Approximate Distance:		84 ft	159 ft	330 ft
Time	**Elapsed Time**	**Differential Pressure Readings (inches of water)**		
17:00	0.0	0	0	0
17:30	0.5	0	0	0
18:00	1.0	0	0	0
18:30	1.5	0	0	0
19:00	2.0	0	0	0
19:30	2.5	0	0	0
20:00	3.0	0	0	0
20:30	3.5	0	0	0
21:00	4.0	0	0	0
21:30	4.5	0	0	0
22:00	5.0	0	0	0
22:30	5.5	0	0	0
23:00	6.0	0	0	0
23:30	6.5	0	0	0
0:00	7.0	0	0	0
0:30	7.5	0	0	0
1:00	8.0	0	0	0
Maximum Change:		**0**	**0**	**0**

GROUNDWATER DRAWDOWN DATA

		Well Designation:		
		MW-12	**MW-8**	**MW-1R**
Nearest Extraction Well:		TFR-4	MW-7	MW-7
Approximate Distance:		84 ft	159 ft	330 ft
Time	**Elapsed Time**	**Depth to Liquid (feet below of casing):**		
Prior to AFVR		19.00	19.30	18.65
21:00	4 hours	19.00	19.30	18.65
1:00	8 hours	19.00	19.31	18.65
Maximum Change:		0.00	-0.01	0.00

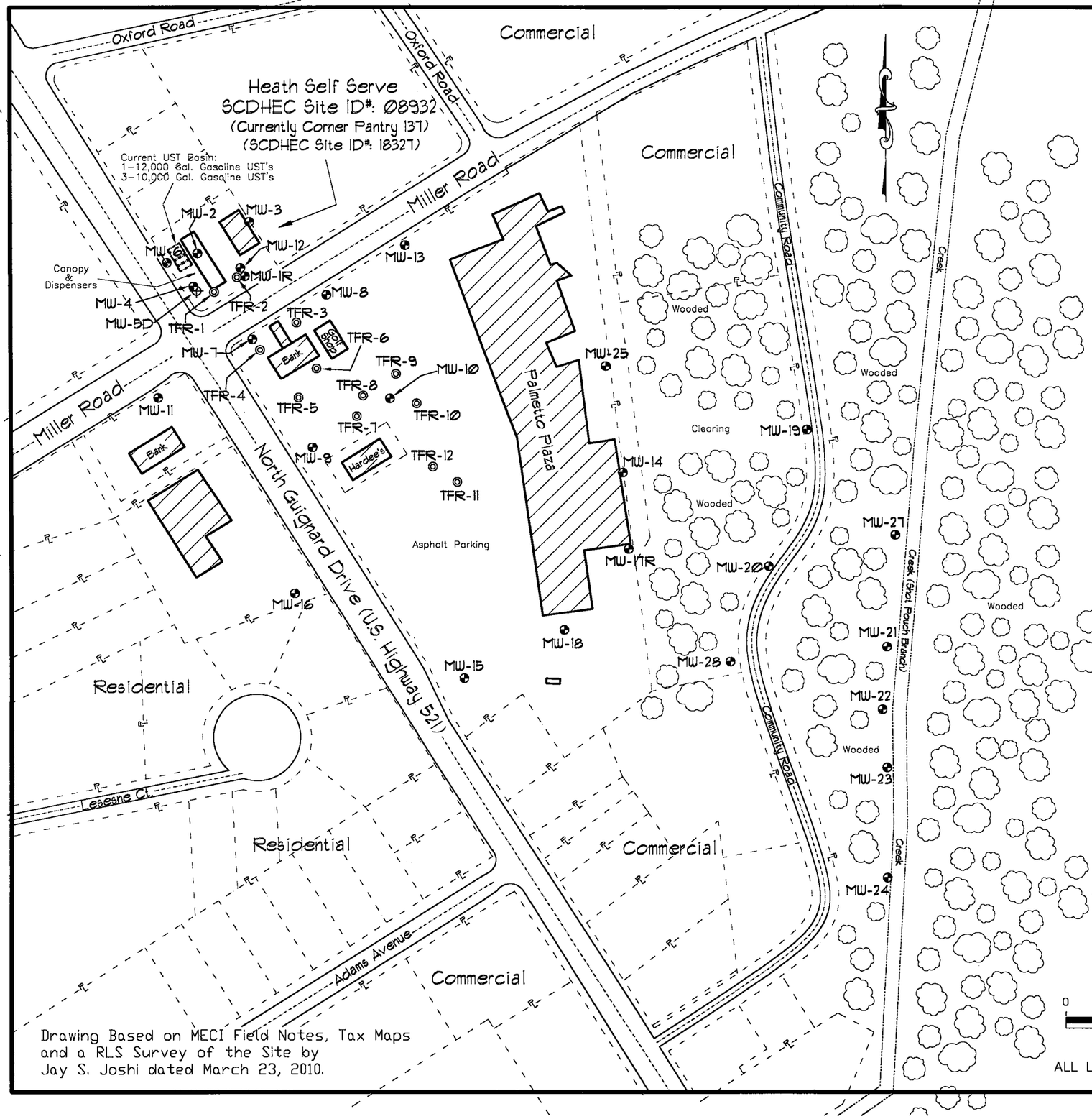

Drawing Based on MECI Field Notes, Tax Maps and a RLS Survey of the Site by Jay S. Joshi dated March 23, 2010.

GRAPHIC SCALE

0 100 200 300 400

1IN = 200FT

ALL LOCATIONS ARE APPROXIMATE

Explanation:

- Location of Water Table Bracketing Monitoring Well
- Location of Double Cased Monitoring Well
- Location of 4-inch Recovery Well
- Estimated Location of Existing Underground Storage Tanks
- —R— Property Line

Groundwater Elevation Data

Well #	Date Sampled	Depth to Water (feet)	Well Head Elevation	Groundwater Elevation
MW-1R	3/17/10	16.51	171.85	155.34
MW-11R	3/17/10	15.19	170.33	155.14
MW-17R	3/17/10	11.73	163.81	152.08
MW-19	3/17/10	3.38	149.34	145.96
MW-28	3/17/10	4.81	153.73	148.92

Notes:

Depth to groundwater measured on March 17, 2010.

COC Concentration Data

Sample #	Benzene (ug/l)	Toluene (ug/l)	Ethylbenzene (ug/l)	Total Xylenes (ug/l)	Total BTEX (ug/l)	MTBE (ug/l)	Napthalene (ug/l)
MW-1R	2,840	34,800	5,860	28,500	72,000	<250	829
MW-11R	13.0	70.2	36.3	175	294.5	<5.0	<5.0
MW-17R	4,450	6,450	919	3,670	15,489	198	164
MW-19	134	<5.0	<5.0	<10.0	134	12.7	5.0
MW-28	<5.0	<5.0	<5.0	<10.0	BDL	<5.0	<5.0

Notes: Groundwater samples collected on March 17, 2010.

BDL = Below Detection Limits

Site Features

Heath Self Serve
Sumter, South Carolina
SCDHEC Site ID# 08932

Midlands Environmental Consultants, Inc.

JOB NO. 12-3893
DATE April 16, 2012
FIGURE 3

NON-HAZARDOUS WASTE MANIFEST

1. Generator ID Number	2. Page 1 of	3. Emergency Response Phone	4. Waste Tracking Number

5. Generator's Name and Mailing Address

1

MIDLANDS ENVIRONMENTAL CONSULTANTS
PO BOX 854
LEXINGTON, SC 29073

Generator's Phone: 803-360-7957

Generator's Site Address (if different than mailing address)

10808

6. Transporter 1 Company Name: T K TANK SERVICES,INC. — U.S. EPA ID Number

7. Transporter 2 Company Name — U.S. EPA ID Number

8. Designated Facility Name and Site Address — U.S. EPA ID Number

Facility's Phone:

9. Waste Shipping Name and Description	10. Containers No.	10. Containers Type	11. Total Quantity	12. Unit Wt./Vol.	
1. nonhazardous petroleum contaminated water/product	1	TT	3180 2500	GAL	

SCDHEC Site	Permit Number	Gallons Produced
Heath Self Serve 2	08932	230
Heath Self Serve 2	08932	225
Heath Self Serve 2	08932	125
Oakland Ave.	19192	100
Oakland Ave.	19192	100
Burrow's Service Center	12487	400
Green Ave. BP	13084	100
Southern Gas Service	03913	175
United Oil #144	13137	150
Bay Creek	18662	100
Ancrum	01617	200
Macks Camp	01253	200
Glover's Gulf Service	06994	125
Heath Self Serve 2	08932	150
Munn E Saver	11776	225
Fmr. McCoy Oil	19002	325
Baxley Lawn & Show Shop	00892	150
Whittle Brothers Texaco	00858	100

curately described above by the proper shipping name, and are classified, packaged, onal and national governmental regulations.

Month 6 Day 11 Year 2012

Port of entry/exit:

Date leaving U.S.:

GENERATOR

TRANSPORTER

16. Transporter Acknowledgment of Receipt of Materials

Transporter 1 Printed/Typed Name: Steve A Gamble — Signature: Steve A. Gamble — Month 6 Day 11 Year 2012

Transporter 2 Printed/Typed Name — Signature — Month Day Year

DESIGNATED FACILITY

17. Discrepancy

17a. Discrepancy Indication Space ☐ Quantity ☐ Type ☐ Residue ☐ Partial Rejection ☐ Full Rejection

Manifest Reference Number:

17b. Alternate Facility (or Generator) — U.S. EPA ID Number

Facility's Phone:

17c. Signature of Alternate Facility (or Generator) — Month Day Year

18. Designated Facility Owner or Operator: Certification of receipt of materials covered by the manifest except as noted in Item 17a

Printed/Typed Name: Tommy Keels — Signature: Tommy Keels — Month 6 Day 11 Year 2012

169-BLC-O 5 11977 (Rev. 9/09)

DESIGNATED FACILITY TO GENERATOR

Midlands
Environmental
Consultants, Inc.

May 25, 2012



Ms. Cathleen Ridgley, Hydrogeologist
Corrective Action Section
Assessment and Corrective Action Division
Underground Storage Tank Program
Bureau of Land and Waste Management
South Carolina Department of Health and
Environmental Control
2600 Bull Street
Columbia, South Carolina 29201



Subject: Aggressive Fluid Vapor Recovery Report
Heath Self Serve 2
Sumter, South Carolina
SCDHEC Site ID # 08932; CA # 43641
MECI Project Number 12-3974A
Certified Site Rehabilitation Contractor UCC-0009

Dear Ms. Ridgley,

Midlands Environmental Consultants, Inc. (MECI) is pleased to submit the attached Aggressive Fluid Vapor Recovery Report for the referenced site. This describes the aggressive fluid vapor recovery activities conducted at the site in general accordance with South Carolina Department of Health and Environmental Control (SCDHEC) guidelines.

AGGRESSIVE FLUID VAPOR RECOVERY

MECI personnel conducted a site visit at Heath Self Serve 2 on May 1, 2012 to locate/gauge monitoring wells and evaluate current site conditions. MECI personnel conducted an Aggressive Fluid Vapor Recovery (AFVR) event at Heath Self Serve on May 24, 2012. The event was conducted on monitoring well MW-17R to reduce dissolved CoC concentrations. Free phase petroleum product was not detected in MW-17R prior to the AFVR event. The event was conducted continuously for eight hours by MECI personnel utilizing a vacuum extraction unit. Free phase petroleum product was not detected in the well immediately following the event.

MECI treated the off gas produced during the AFVR event using an activated carbon filter system. Calculated total petroleum hydrocarbons removed from the well were 0.79 pounds or approximately 0.14 equivalent gallons. The average rate of removal for the hydrocarbons was calculated to be 0.10 pounds per hour. Concentrations of off gas produced during the event were recorded from 4.4 parts per million by volume (PPM) to 206 PPM. Measurements were obtained from vapors prior to entering off gas treatment. Vacuum readings were recorded at a range of 9.0 to 15.0 inches of mercury during the event. A complete compilation of measurements recorded is presented in attached Table 1A.

Post Office Box 854, Lexington SC 29071 • 235-B Dooley Road, Lexington, SC 29073
Telephone: (803) 808-2043 • fax: (803) 808-2048

Differential pressures and groundwater levels were measured and recorded for selected site monitoring wells at regular intervals. This data is summarized in the attached Table 2B. Monitoring well locations are depicted on attached Figure 1.

A total of 225 gallons of liquid was removed from MW-7 and TFR-4 during this event. Free phase petroleum product was not observed in the holding tank following the event. The fluids produced were transported to TK Tank Services of Sumter, SC for disposal. A disposal manifest for these fluids is attached at the end of this report.

QUALIFICATIONS OF REPORT

The activities and evaluative approaches used in this assignment are consistent with those normally employed in enhanced fluid recovery events and waste management projects of this type. Contents of this report are intended for the use by MECI and the South Carolina Department of Health and Environmental Control, under mutually agreed upon terms and conditions. If other parties wish to rely on this report please contact MECI prior to their use of this information so that a mutual understanding and agreement of the terms and conditions of our services can be established.

Midlands Environmental appreciates the opportunity to offer our professional environmental related services to you on this project. Please feel free to contact us at 803-808-2043 if you have any immediate questions or comments.

Sincerely,
Midlands Environmental Consultants, Inc.

Courtney M. Sanders
Staff Biologist

Brendon P. Kelly
Project Scientist

Attachments:

TABLE 1B
AFVR MONITORING DATA
HEATH SELF SERVE 2
SUMTER, SOUTH CAROLINA
MECI PROJECT NUMBER 12-3974B
SCDHEC SITE ID NUMBER 08932

Extraction Well	Date	Time (hh:mm)	Differential Time (hr)	Extraction Well Head Vacuum (in. Hg)	Off Gas Measurements				
					Concentration (PPM)	Offgas Velocity Ft/Min	Flow Rate CFM	Removal Rate Lbs/Hr	Interval Removal Lbs
MW-7	05/30/12	17:00	0.50	15.0	4,063	1,610	144.90	7.06	3.53
TFR-4	05/30/12	17:30	0.50	16.0	2,942	1,560	140.40	4.96	2.48
	05/30/12	18:00	0.50	16.0	2,659	1,590	143.10	4.57	2.28
	05/30/12	18:30	0.50	16.0	1,782	1,520	136.80	2.93	1.46
	05/30/12	19:00	0.50	16.0	1,215	1,480	133.20	1.94	0.97
	05/30/12	19:30	0.50	8.0	947	1,890	170.10	1.93	0.97
	05/30/12	20:00	0.50	8.0	862	2,120	190.80	1.97	0.99
	05/30/12	20:30	0.50	8.0	778	2,260	203.40	1.90	0.95
	05/30/12	21:00	0.50	8.0	631	2,370	213.30	1.62	0.81
	05/30/12	21:30	0.50	13.0	1,194	1,880	169.20	2.42	1.21
	05/30/12	22:00	0.50	13.0	1,682	1,970	177.30	3.58	1.79
	05/30/12	22:30	0.50	13.0	2,051	1,940	174.60	4.30	2.15
	05/30/12	23:00	0.50	13.0	3,605	1,910	171.90	7.44	3.72
	05/30/12	23:30	0.50	15.0	4,160	1,500	135.00	6.74	3.37
	05/30/12	0:00	0.50	15.0	3,374	1,560	140.40	5.68	2.84
	05/30/12	0:30	0.50	15.0	2,981	1,420	127.80	4.57	2.29
	05/30/12	1:00	0.50	15.0	2,597	1,470	132.30	4.12	2.06
									TOTAL
									33.87

Well Data:			Pre AFVR Event			Post AFVR Event			Corrected Depth to Water Change (ft)
Well No.	Diameter (in)	Screened Interval (ft)	Depth to Product (ft)	Depth to Water (ft)	Product Thickness (ft)	Depth to Product (ft)	Depth to Water (ft)	Product Thickness (ft)	
MW-7	2"	12-22	18.44	18.60	0.16	***	18.48	***	-0.12
TFR-4	4"	TD: 25.00	18.35	19.42	1.07	***	18.97	***	0.46

Vacuum Truck Information		Well ID	Stinger Depth
Subcontractor:	MECI	MW-7	18.50
Truck Operator:	G. Globensky	TFR-4	19.00
Stack I.D. (feet)	0.33 feet		
Corrected depth to water prior to AFVR Event in MW-7:			18.46
Corrected depth to water prior to AFVR Event in TFR-4:			18.51

Recovery / Disposal Information		
Hydro carbons Removed (vapor):	33.87	Pounds
Hydro carbons Removed (liquid):	0	Gallons
Total Hydrocarbons Removed:	5.85	Equivilant Gallons
Molecular Weight Utilized:	75	g / mole
Disposal Facility	TK Tank Services, Inc.	
Total Liquids Removed:	225	Gallons

TABLE 2B
DIFFERENTIAL PRESSURE AND GROUNDWATER DRAWDOWN DATA
HEATH SELF SERVE 2
SUMTER, SOUTH CAROLINA
MECI PROJECT NUMBER 12-3974B
SCDHEC SITE ID NUMBER 08932

DIFFERENTIAL PRESSURE DATA

		Well Designation:		
		MW-12	**MW-8**	**MW-1R**
Nearest Extraction Well:		TFR-4	MW-7	MW-7
Approximate Distance:		84 ft	159 ft	330 ft
Time	**Elapsed Time**	**Differential Pressure Readings (inches of water)**		
17:00	0.0	0	0	0
17:30	0.5	0	0	0
18:00	1.0	0	0	0
18:30	1.5	0	0	0
19:00	2.0	0	0	0
19:30	2.5	0	0	0
20:00	3.0	0	0	0
20:30	3.5	0	0	0
21:00	4.0	0	0	0
21:30	4.5	0	0	0
22:00	5.0	0	0	0
22:30	5.5	0	0	0
23:00	6.0	0	0	0
23:30	6.5	0	0	0
0:00	7.0	0	0	0
0:30	7.5	0	0	0
1:00	8.0	0	0	0
Maximum Change:		**0**	**0**	**0**

GROUNDWATER DRAWDOWN DATA

		Well Designation:		
		MW-12	**MW-8**	**MW-1R**
Nearest Extraction Well:		TFR-4	MW-7	MW-7
Approximate Distance:		84 ft	159 ft	330 ft
Time	**Elapsed Time**	**Depth to Liquid (feet below of casing):**		
Prior to AFVR		19.00	19.30	18.65
21:00	4 hours	19.00	19.30	18.65
1:00	8 hours	19.00	19.31	18.65
Maximum Change:		0.00	-0.01	0.00

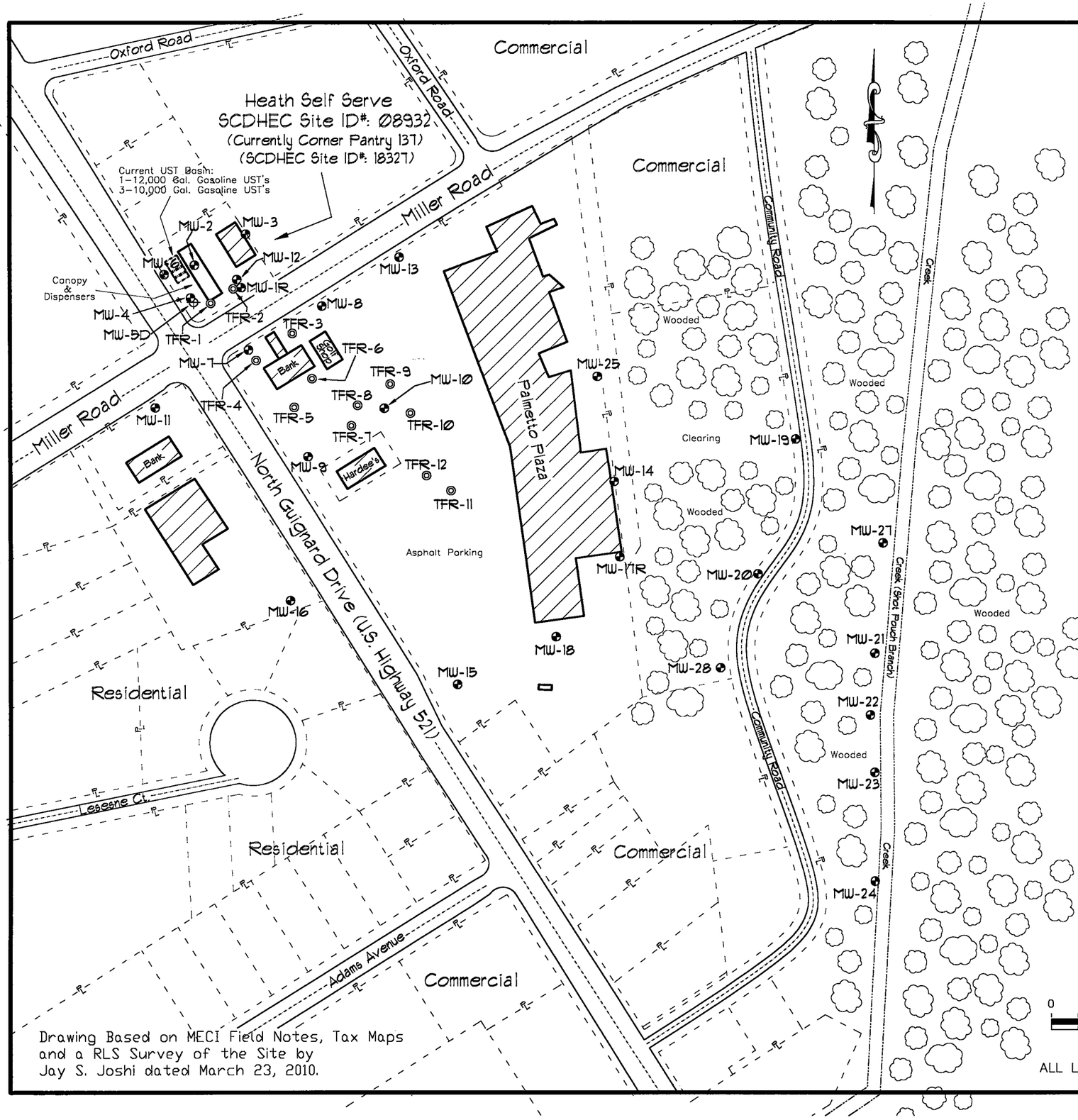

Drawing Based on MECI Field Notes, Tax Maps and a RLS Survey of the Site by Jay S. Joshi dated March 23, 2010.

Explanation:

- Location of Water Table Bracketing Monitoring Well
- Location of 4-inch Recovery Well
- Location of Double Cased Monitoring Well
- Estimated Location of Existing Underground Storage Tanks
- Property Line

Groundwater Elevation Data

Well #	Date Sampled	Depth to Water (feet)	Well Head Elevation	Groundwater Elevation
MW-1R	3/17/10	16.51	171.85	155.34
MW-11R	3/17/10	15.19	170.33	155.14
MW-17R	3/17/10	11.73	163.81	152.08
MW-19	3/17/10	3.38	149.34	145.96
MW-28	3/17/10	4.81	153.73	148.92

Notes:

Depth to groundwater measured on March 17, 2010.

COC Concentration Data

Sample #	Benzene (ug/l)	Toluene (ug/l)	Ethylbenzene (ug/l)	Total Xylenes (ug/l)	Total BTEX (ug/l)	MTBE (ug/l)	Napthalene (ug/l)
MW-1R	2,840	34,800	5,860	28,500	72,000	<250	829
MW-11R	13.0	70.2	36.3	175	294.5	<5.0	<5.0
MW-17R	4,450	6,450	919	3,670	15,489	198	164
MW-19	134	<5.0	<5.0	<10.0	134	12.7	5.0
MW-28	<5.0	<5.0	<5.0	<10.0	BDL	<5.0	<5.0

Notes: Groundwater samples collected on March 17, 2010.
BDL = Below Detection Limits

GRAPHIC SCALE
0 100 200 300 400
1IN = 200FT

ALL LOCATIONS ARE APPROXIMATE

Site Features

Heath Self Serve
Sumter, South Carolina
SCDHEC Site ID# 08932

Midlands Environmental Consultants, Inc.

JOB NO. 12-3893
DATE April 16, 2012
FIGURE 3

NON-HAZARDOUS WASTE MANIFEST

1. Generator ID Number	2. Page 1 of	3. Emergency Response Phone	4. Waste Tracking Number

5. Generator's Name and Mailing Address

1

MIDLANDS ENVIRONMENTAL CONSULTANTS
PO BOX 854
LEXINGTON, SC 29073
803-360-7957

Generator's Site Address (if different than mailing address)

10808

Generator's Phone:

6. Transporter 1 Company Name — U.S. EPA ID Number

7. Transporter 2 Company Name: T K TANK SERVICES,INC. — U.S. EPA ID Number

8. Designated Facility Name and Site Address — U.S. EPA ID Number

Facility's Phone:

9. Waste Shipping Name and Description	10. Containers No.	10. Containers Type	11. Total Quantity	12. Unit Wt./Vol.	
1. nonhazardous petroleum contaminated water/product	1	TT	3180 2500	GAL	

SCDHEC Site	Permit Number	Gallons Produced
Heath Self Serve 2	08932	230
Heath Self Serve 2	08932	225
Heath Self Serve 2	08932	125
Oakland Ave.	19192	100
Oakland Ave.	19192	100
Burrow's Service Center	12487	400
Green Ave. BP	13084	100
Southern Gas Service	03913	175
United Oil #144	13137	150
Bay Creek	18662	100
Ancrum	01617	200
Macks Camp	01253	200
Glover's Gulf Service	06994	125
Heath Self Serve 2	08932	150
Munn E Saver	11776	225
Fmr. McCoy Oil	19002	325
Baxley Lawn & Show Shop	00892	150
Whittle Brothers Texaco	00858	100

GENERATOR

...curately described above by the proper shipping name, and are classified, packaged, ...nal and national governmental regulations.

Month Day Year: 6 11 2012

Port of entry/exit:

Date leaving U.S.:

Trans... signature (for exports only):

TRANSPORTER

16. Transporter Acknowledgment of Receipt of Materials

Transporter 1 Printed/Typed Name: Steve A Gamble — Signature: Steve A Gamble — Month Day Year: 6 11 2012

Transporter 2 Printed/Typed Name — Signature — Month Day Year

DESIGNATED FACILITY

17. Discrepancy

17a. Discrepancy Indication Space ☐ Quantity ☐ Type ☐ Residue ☐ Partial Rejection ☐ Full Rejection

Manifest Reference Number:

17b. Alternate Facility (or Generator) — U.S. EPA ID Number

Facility's Phone:

17c. Signature of Alternate Facility (or Generator) — Month Day Year

18. Designated Facility Owner or Operator: Certification of receipt of materials covered by the manifest except as noted in Item 17a

Printed/Typed Name: Tommy Keels — Signature: Tommy Keels — Month Day Year: 6 11 2012

169-BLC-O 5 11977 (Rev. 9/09)

DESIGNATED FACILITY TO GENERATOR

Midlands
Environmental
Consultants, Inc.

UST
JUN 14 2012
PROGRAM

June 12, 2012

Ms. Cathleen Ridgley, Hydrogeologist
Corrective Action Section
Assessment and Corrective Action Division
Underground Storage Tank Program
Bureau of Land and Waste Management
South Carolina Department of Health and
Environmental Control
2600 Bull Street
Columbia, South Carolina 29201

UST
39 tech
DOCKETING

Subject: Aggressive Fluid Vapor Recovery Report
Heath Self Serve 2
Sumter, South Carolina
SCDHEC Site ID # 08932; CA # 43641
MECI Project Number 12-3974C
Certified Site Rehabilitation Contractor UCC-0009

Dear Ms. Ridgley,

Midlands Environmental Consultants, Inc. (MECI) is pleased to submit the attached Aggressive Fluid Vapor Recovery Report for the referenced site. This describes the aggressive fluid vapor recovery activities conducted at the site in general accordance with South Carolina Department of Health and Environmental Control (SCDHEC) guidelines.

AGGRESSIVE FLUID VAPOR RECOVERY

MECI personnel conducted an Aggressive Fluid Vapor Recovery (AFVR) event at Heath Self Serve on May 31, 2012. The event was conducted on monitoring well TFR-2 to reduce dissolved CoC concentrations. Free phase petroleum product was not detected in TFR-2 prior to the AFVR event. The event was conducted continuously for eight hours by MECI personnel utilizing a vacuum extraction unit. Free phase petroleum product was not detected in the well immediately following the event.

MECI treated the off gas produced during the AFVR event using an activated carbon filter system. Calculated total petroleum hydrocarbons removed from the well were 6.22 pounds or approximately 1.07 equivalent gallons. The average rate of removal for the hydrocarbons was calculated to be 0.78 pounds per hour. Concentrations of off gas produced during the event were recorded from 676 parts per million by volume (PPM) to 302 PPM. Measurements were obtained from vapors prior to entering off gas treatment. Vacuum readings were recorded at a range of 14.0 to 19.0 inches of mercury during the event. A complete compilation of measurements recorded is presented in attached Table 1C.

Post Office Box 854, Lexington SC 29071 • 235-B Dooley Road, Lexington, SC 29073
Telephone: (803) 808-2043 • fax: (803) 808-2048

Differential pressures and groundwater levels were measured and recorded for selected site monitoring wells at regular intervals. This data is summarized in the attached Table 2C. Monitoring well locations are depicted on the attached Figure.

A total of 125 gallons of liquid was removed from TFR-2 during this event. Free phase petroleum product was not observed in the holding tank following the event. The fluids produced were transported to TK Tank Services of Sumter, SC for disposal. A disposal manifest for these fluids is attached at the end of this report.

QUALIFICATIONS OF REPORT

The activities and evaluative approaches used in this assignment are consistent with those normally employed in enhanced fluid recovery events and waste management projects of this type. Contents of this report are intended for the use by MECI and the South Carolina Department of Health and Environmental Control, under mutually agreed upon terms and conditions. If other parties wish to rely on this report please contact MECI prior to their use of this information so that a mutual understanding and agreement of the terms and conditions of our services can be established.

Midlands Environmental appreciates the opportunity to offer our professional environmental related services to you on this project. Please feel free to contact us at 803-808-2043 if you have any immediate questions or comments.

Sincerely,
Midlands Environmental Consultants, Inc.

Joseph J. Scherpenberg
Staff Geologist

Brendon P. Kelly
Project Scientist

Attachments:

TABLE 1C
AFVR MONITORING DATA
HEATH SELF SERVE 2
SUMTER, SOUTH CAROLINA
MECI PROJECT NUMBER 12-3974C
SCDHEC SITE ID NUMBER 08932

Extraction Well	Date	Time (hh:mm)	Differential Time (hr)	Extraction Well Head Vacuum (in. Hg)	Off Gas Measurements				
					Concentration (PPM)	Offgas Velocity Ft/Min	Flow Rate CFM	Removal Rate Lbs/Hr	Interval Removal Lbs
TFR-2	05/31/12	1:15	0.50	14.0	465	1,810	162.90	0.91	0.45
	05/31/12	1:45	0.50	14.0	487	1,840	165.60	0.97	0.48
	05/31/12	2:15	0.50	14.0	459	1,790	161.10	0.89	0.44
	05/31/12	2:45	0.50	14.0	511	1,760	158.40	0.97	0.49
	05/31/12	3:15	0.50	14.0	423	1,710	153.90	0.78	0.39
	05/31/12	3:45	0.50	14.0	370	1,680	151.20	0.67	0.34
	05/31/12	4:15	0.50	14.0	314	1,730	155.70	0.59	0.29
	05/31/12	4:45	0.50	14.0	339	1,700	153.00	0.62	0.31
	05/31/12	5:15	0.50	14.0	302	1,660	149.40	0.54	0.27
	05/31/12	5:45	0.50	18.0	326	1,400	126.00	0.49	0.25
	05/31/12	6:15	0.50	18.0	361	1,460	131.40	0.57	0.28
	05/31/12	6:45	0.50	18.0	410	1,390	125.10	0.62	0.31
	05/31/12	7:15	0.50	18.0	442	1,370	123.30	0.65	0.33
	05/31/12	7:45	0.50	19.0	497	1,360	122.40	0.73	0.36
	05/31/12	8:15	0.50	19.0	525	1,310	117.90	0.74	0.37
	05/31/12	8:45	0.50	19.0	563	1,280	115.20	0.78	0.39
	05/31/12	9:15	0.50	19.0	676	1,250	112.50	0.91	0.46
									TOTAL 6.22

Well Data:			Pre AFVR Event			Post AFVR Event			Corrected Depth to Water Change (ft)
Well No.	Diameter (in)	Screened Interval (ft)	Depth to Product (ft)	Depth to Water (ft)	Product Thickness (ft)	Depth to Product (ft)	Depth to Water (ft)	Product Thickness (ft)	
TFR-2	2"	***	***	19.94	***	***	19.83	***	-0.11

Vacuum Truck Information		Well ID	Stinger Depth
Subcontractor:	MECI	TFR-2	20.50
Truck Operator:	G. Globensky		
Stack I.D. (feet)	0.33 feet		

Recovery / Disposal Information		
Hydro carbons Removed (vapor):	6.22	Pounds
Hydro carbons Removed (liquid):	0	Gallons
Total Hydrocarbons Removed:	1.07	Equivilant Gallons
Molecular Weight Utilized:	75	g / mole
Disposal Facility	TK Tank Services, Inc.	
Total Liquids Removed:	125	Gallons

TABLE 2C
DIFFERENTIAL PRESSURE AND GROUNDWATER DRAWDOWN DATA
HEATH SELF SERVE 2
SUMTER, SOUTH CAROLINA
MECI PROJECT NUMBER 12-3974C
SCDHEC SITE ID NUMBER 08932

DIFFERENTIAL PRESSURE DATA

		Well Designation:		
		MW-1R	MW-12	MW-4
Nearest Extraction Well:		TFR-2	TFR-2	TFR-2
Approximate Distance:		10 ft	10 ft	70 ft
Time	Elapsed Time	Differential Pressure Readings (inches of water)		
1:15	0.0	0	0	0
1:45	0.5	0	0	0
2:15	1.0	0	0	0
2:45	1.5	0	0	0
3:15	2.0	0	0	0
3:45	2.5	0	0	0
4:15	3.0	0	0	0
4:45	3.5	0	0	0
5:15	4.0	0	0	0
5:45	4.5	0	0	0
6:15	5.0	0	0	0
6:45	5.5	0	0	0
7:15	6.0	0	0	0
7:45	6.5	0	0	0
8:15	7.0	0	0	0
8:45	7.5	0	0	0
9:15	8.0	0	0	0
Maximum Change:		**0**	**0**	**0**

GROUNDWATER DRAWDOWN DATA

		Well Designation:		
		MW-1R	MW-12	MW-4
Nearest Extraction Well:		TFR-2	TFR-2	TFR-2
Approximate Distance:		10 ft	10 ft	70 ft
Time	Elapsed Time	Depth to Liquid (feet below of casing):		
Prior to AFVR		18.65	19.00	17.70
5:15	4 hours	18.66	19.01	17.70
9:15	8 hours	18.65	18.99	17.71
Maximum Change:		0.00	0.02	-0.01

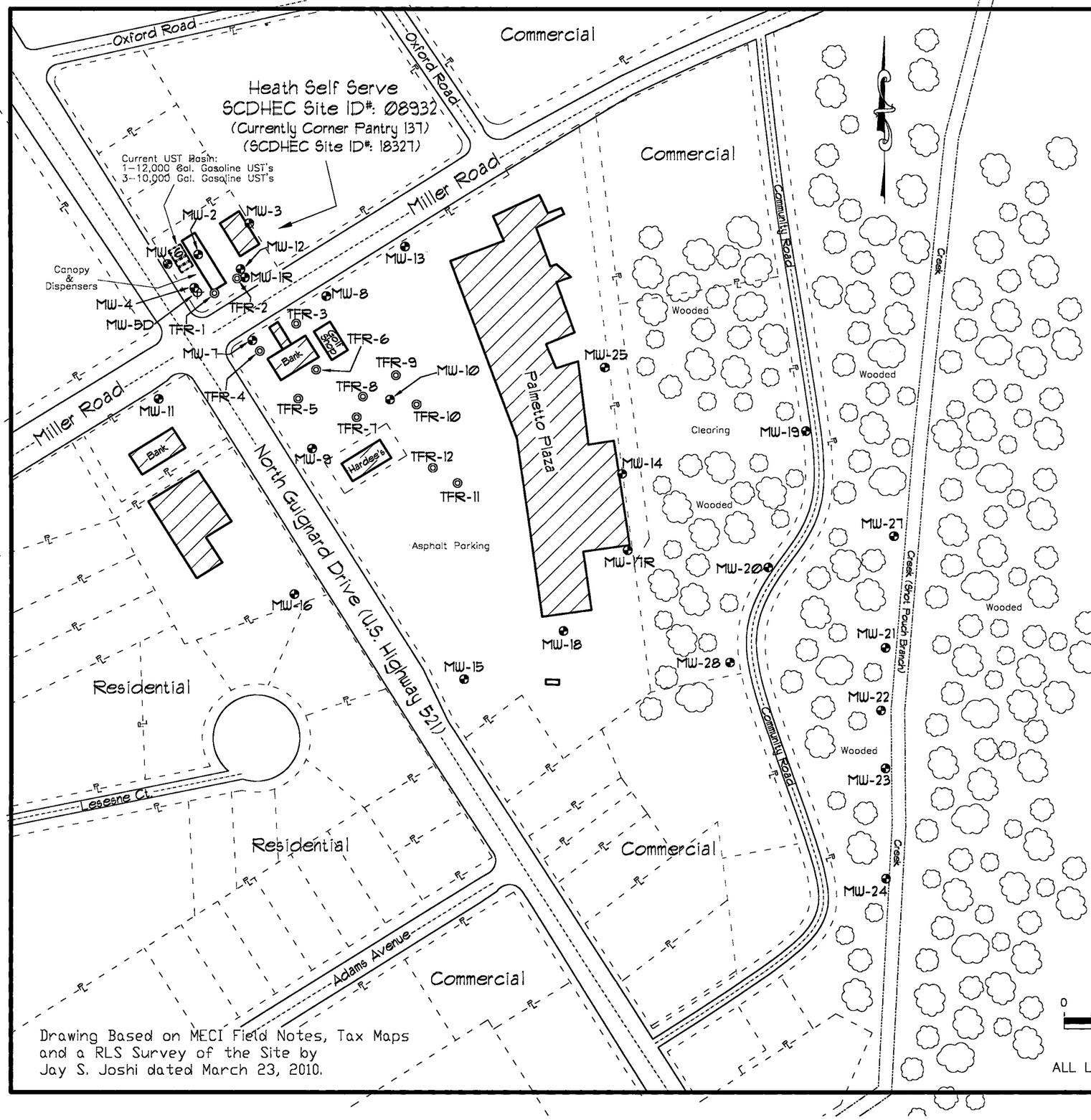

Explanation:

- Location of Water Table Bracketing Monitoring Well
- Location of 4-inch Recovery Well
- Location of Double Cased Monitoring Well
- Estimated Location of Existing Underground Storage Tanks
- Property Line

Groundwater Elevation Data

Well #	Date Sampled	Depth to Water (feet)	Well Head Elevation	Groundwater Elevation
MW-1R	3/17/10	16.51	171.85	155.34
MW-11R	3/17/10	15.19	170.33	155.14
MW-17R	3/17/10	11.73	163.81	152.08
MW-19	3/17/10	3.38	149.34	145.96
MW-28	3/17/10	4.81	153.73	148.92

Notes:

Depth to groundwater measured on March 17, 2010.

COC Concentration Data

Sample #	Benzene (ug/l)	Toluene (ug/l)	Ethylbenzene (ug/l)	Total Xylenes (ug/l)	Total BTEX (ug/l)	MTBE (ug/l)	Napthalene (ug/l)
MW-1R	2,840	34,800	5,860	28,500	72,000	<250	829
MW-11R	13.0	70.2	36.3	175	294.5	<5.0	<5.0
MW-17R	4,450	6,450	919	3,670	15,489	198	164
MW-19	134	<5.0	<5.0	<10.0	134	12.7	5.0
MW-28	<5.0	<5.0	<5.0	<10.0	BDL	<5.0	<5.0

Notes: Groundwater samples collected on March 17, 2010.
BDL = Below Detection Limits

GRAPHIC SCALE
0 100 200 300 400
1IN = 200FT

ALL LOCATIONS ARE APPROXIMATE

Site Features

Heath Self Serve
Sumter, South Carolina
SCDHEC Site ID# 08932

Midlands Environmental Consultants, Inc.

JOB NO. 12-3893
DATE April 16, 2012
FIGURE 3

NON-HAZARDOUS WASTE MANIFEST

1. Generator ID Number	2. Page 1 of	3. Emergency Response Phone	4. Waste Tracking Number

5. Generator's Name and Mailing Address

1

MIDLANDS ENVIRONMENTAL CONSULTANTS
PO BOX 854
LEXINGTON, SC 29073
803-360-7957

Generator's Site Address (if different than mailing address)

10808

Generator's Phone:

6. Transporter 1 Company Name — U.S. EPA ID Number

7. Transporter 2 Company Name: T K TANK SERVICES,INC. — U.S. EPA ID Number

8. Designated Facility Name and Site Address — U.S. EPA ID Number

Facility's Phone:

9. Waste Shipping Name and Description	10. Containers No.	10. Containers Type	11. Total Quantity	12. Unit Wt./Vol.	
1. nonhazardous petroleum contaminated water/product	1	TT	3180 2500	GAL	

SCDHEC Site	Permit Number	Gallons Produced
Heath Self Serve 2	08932	230
Heath Self Serve 2	08932	225
Heath Self Serve 2	08932	125
Oakland Ave.	19192	100
Oakland Ave.	19192	100
Burrow's Service Center	12487	400
Green Ave. BP	13084	100
Southern Gas Service	03913	175
United Oil #144	13137	150
Bay Creek	18662	100
Ancrum	01617	200
Macks Camp	01253	200
Glover's Gulf Service	06994	125
Heath Self Serve 2	08932	150
Munn E Saver	11776	225
Fmr. McCoy Oil	19002	325
Baxley Lawn & Show Shop	00892	150
Whittle Brothers Texaco	00858	100

curately described above by the proper shipping name, and are classified, packaged, onal and national governmental regulations.

Month 6 Day 11 Year 2012

Port of entry/exit:

Date leaving U.S.:

Trans[illegible]

TRANSPORTER

16. Transporter Acknowledgment of Receipt of Materials

Transporter 1 Printed/Typed Name: Steve A Gamble — Signature: Steve A Gamble — Month 6 Day 11 Year 2012

Transporter 2 Printed/Typed Name — Signature — Month Day Year

DESIGNATED FACILITY

17. Discrepancy

17a. Discrepancy Indication Space ☐ Quantity ☐ Type ☐ Residue ☐ Partial Rejection ☐ Full Rejection

Manifest Reference Number:

17b. Alternate Facility (or Generator) — U.S. EPA ID Number

Facility's Phone:

17c. Signature of Alternate Facility (or Generator) — Month Day Year

18. Designated Facility Owner or Operator: Certification of receipt of materials covered by the manifest except as noted in Item 17a

Printed/Typed Name: Tommy Keels — Signature: Tommy Keels — Month 6 Day 11 Year 2012

169-BLC-O 5 11977 (Rev. 9/09)

DESIGNATED FACILITY TO GENERATOR

Midlands Environmental Consultants, Inc.

June 12, 2012

UST
JUN 14 2012
PROGRAM

Ms. Cathleen Ridgley, Hydrogeologist
Corrective Action Section
Assessment and Corrective Action Division
Underground Storage Tank Program
Bureau of Land and Waste Management
South Carolina Department of Health and
Environmental Control
2600 Bull Street
Columbia, South Carolina 29201

UST
38 Tech
DOCKETING

Subject: Aggressive Fluid Vapor Recovery Report
Heath Self Serve 2
Sumter, South Carolina
SCDHEC Site ID # 08932; CA # 43641
MECI Project Number 12-3974D
Certified Site Rehabilitation Contractor UCC-0009

Dear Ms. Ridgley,

Midlands Environmental Consultants, Inc. (MECI) is pleased to submit the attached Aggressive Fluid Vapor Recovery Report for the referenced site. This describes the aggressive fluid vapor recovery activities conducted at the site in general accordance with South Carolina Department of Health and Environmental Control (SCDHEC) guidelines.

AGGRESSIVE FLUID VAPOR RECOVERY

MECI personnel conducted an Aggressive Fluid Vapor Recovery (AFVR) event at Heath Self Serve on June 4, 2012. The event was conducted on monitoring well TFR-10 to reduce dissolved CoC concentrations. Free phase petroleum product was not detected in TFR-10 prior to the AFVR event. The event was conducted continuously for eight hours by MECI personnel utilizing a vacuum extraction unit. Free phase petroleum product was not detected in the well immediately following the event.

MECI treated the off gas produced during the AFVR event using an activated carbon filter system. Calculated total petroleum hydrocarbons removed from the well were 21.57 pounds or approximately 3.73 equivalent gallons. The average rate of removal for the hydrocarbons was calculated to be 2.70 pounds per hour. Concentrations of off gas produced during the event were recorded from 178 parts per million by volume (PPM) to 6,694 PPM. Measurements were obtained from vapors prior to entering off gas treatment. Vacuum readings were recorded at a range of 7.0 to 16.0 inches of mercury during the event. A complete compilation of measurements recorded is presented in attached Table 1D.

Post Office Box 854, Lexington SC 29071 • 235-B Dooley Road, Lexington, SC 29073
Telephone: (803) 808-2043 • fax: (803) 808-2048

Differential pressures and groundwater levels were measured and recorded for selected site monitoring wells at regular intervals. This data is summarized in the attached Table 2D. Monitoring well locations are depicted on the attached Figure.

A total of 150 gallons of liquid was removed from TFR-10 during this event. Free phase petroleum product was not observed in the holding tank following the event. The fluids produced were transported to TK Tank Services of Sumter, SC for disposal. A disposal manifest for these fluids is attached at the end of this report.

QUALIFICATIONS OF REPORT

The activities and evaluative approaches used in this assignment are consistent with those normally employed in enhanced fluid recovery events and waste management projects of this type. Contents of this report are intended for the use by MECI and the South Carolina Department of Health and Environmental Control, under mutually agreed upon terms and conditions. If other parties wish to rely on this report please contact MECI prior to their use of this information so that a mutual understanding and agreement of the terms and conditions of our services can be established.

Midlands Environmental appreciates the opportunity to offer our professional environmental related services to you on this project. Please feel free to contact us at 803-808-2043 if you have any immediate questions or comments.

Sincerely,
Midlands Environmental Consultants, Inc.



Joseph J. Scherpenberg
Staff Geologist



Brendon P. Kelly
Project Scientist

Attachments:

TABLE 1D
AFVR MONITORING DATA
HEATH SELF SERVE 2
SUMTER, SOUTH CAROLINA
MECI PROJECT NUMBER 12-3974D
SCDHEC SITE ID NUMBER 08932

Extraction Well	Date	Time (hh:mm)	Differential Time (hr)	Extraction Well Head Vacuum (in. Hg)	Off Gas Measurements				
					Concentration (PPM)	Offgas Velocity Ft/Min	Flow Rate CFM	Removal Rate Lbs/Hr	Interval Removal Lbs
TFR-10	06/04/12	10:30	0.50	7.0	862	2,470	222.30	2.30	1.15
	06/04/12	11:00	0.50	7.0	998	2,320	208.80	2.50	1.25
	06/04/12	11:30	0.50	7.0	989	2,450	220.50	2.62	1.31
	06/04/12	12:00	0.50	7.0	997	2,470	222.30	2.66	1.33
	06/04/12	12:30	0.50	7.0	991	2,390	215.10	2.56	1.28
	06/04/12	13:00	0.50	7.0	1,003	2,510	225.90	2.72	1.36
	06/04/12	13:30	0.50	7.0	178	2,480	223.20	0.48	0.24
	06/04/12	14:00	0.50	8.0	321	2,390	215.10	0.83	0.41
	06/04/12	14:30	0.50	8.0	312	2,370	213.30	0.80	0.40
	06/04/12	15:00	0.50	8.0	331	2,240	201.60	0.80	0.40
	06/04/12	15:30	0.50	10.0	443	2,130	191.70	1.02	0.51
	06/04/12	16:00	0.50	10.0	460	2,120	190.80	1.05	0.53
	06/04/12	16:30	0.50	10.0	475	2,080	187.20	1.07	0.53
	06/04/12	17:00	0.50	13.0	664	1,660	149.40	1.19	0.60
	06/04/12	17:30	0.50	15.0	1,298	1,420	127.80	1.99	1.00
	06/04/12	18:00	0.50	16.0	5,490	1,410	126.90	8.36	4.18
	06/04/12	18:30	0.50	16.0	6,694	1,410	126.90	10.19	5.10
									TOTAL 21.57

Well Data:			Pre AFVR Event			Post AFVR Event			Corrected Depth to Water Change (ft)
Well No.	Diameter (in)	Screened Interval (ft)	Depth to Product (ft)	Depth to Water (ft)	Product Thickness (ft)	Depth to Product (ft)	Depth to Water (ft)	Product Thickness (ft)	
TFR-10	2"	***	***	17.56	***	***	17.60	***	0.04

Vacuum Truck Information		Well ID	Stinger Depth
Subcontractor:	MECI	TFR-10	18.00
Truck Operator:	J. Scherpenberg		
Stack I.D. (feet)	0.33 feet		

Recovery / Disposal Information		
Hydro carbons Removed (vapor):	21.57	Pounds
Hydro carbons Removed (liquid):	0	Gallons
Total Hydrocarbons Removed:	3.73	Equivilant Gallons
Molecular Weight Utilized:	75	g / mole
Disposal Facility	TK Tank Services, Inc.	
Total Liquids Removed:	150	Gallons

TABLE 2D
DIFFERENTIAL PRESSURE AND GROUNDWATER DRAWDOWN DATA
HEATH SELF SERVE 2
SUMTER, SOUTH CAROLINA
MECI PROJECT NUMBER 12-3974D
SCDHEC SITE ID NUMBER 08932

DIFFERENTIAL PRESSURE DATA

		Well Designation:		
		MW-8	**MW-13**	**TFR-12**
Nearest Extraction Well:		TFR-10	TFR-10	TFR-10
Approximate Distance:		250 ft	280 ft	125 ft
Time	**Elapsed Time**	**Differential Pressure Readings (inches of water)**		
10:30	0.0	0	0	0
11:00	0.5	0	0	0
11:30	1.0	0	0	0
12:00	1.5	0	0	0
12:30	2.0	0	0	0
13:00	2.5	0	0	0
13:30	3.0	0	0	0
14:00	3.5	0	0	0
14:30	4.0	0	0	0
15:00	4.5	0	0	0
15:30	5.0	0	0	0
16:00	5.5	0	0	0
16:30	6.0	0	0	0
17:00	6.5	0	0	0
17:30	7.0	0	0	0
18:00	7.5	0	0	0
18:30	8.0	0	0	0
Maximum Change:		**0**	**0**	**0**

GROUNDWATER DRAWDOWN DATA

		Well Designation:		
		MW-8	**MW-13**	**TFR-12**
Nearest Extraction Well:		TFR-10	TFR-10	TFR-10
Approximate Distance:		250 ft	280 ft	125 ft
Time	**Elapsed Time**	**Depth to Liquid (feet below of casing):**		
Prior to AFVR		19.33	19.79	16.92
14:30	4 hours	19.33	19.79	16.92
18:30	8 hours	19.33	19.79	16.95
Maximum Change:		0.00	0.00	-0.03

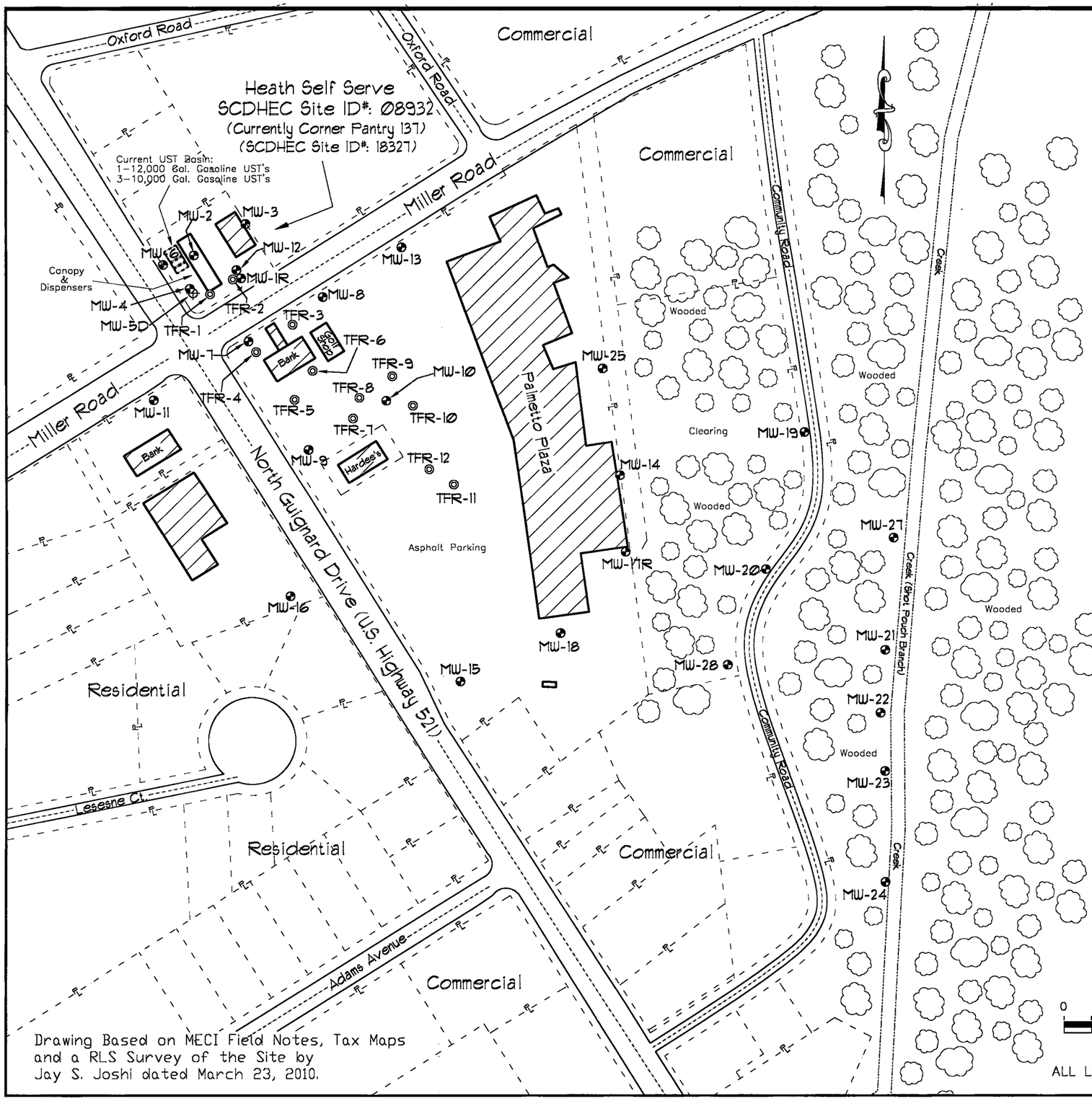

Explanation:

- Location of Water Table Bracketing Monitoring Well
- Location of 4-inch Recovery Well
- Location of Double Cased Monitoring Well
- Estimated Location of Existing Underground Storage Tanks
- -R- Property Line

Groundwater Elevation Data

Well #	Date Sampled	Depth to Water (feet)	Well Head Elevation	Groundwater Elevation
MW-1R	3/17/10	16.51	171.85	155.34
MW-11R	3/17/10	15.19	170.33	155.14
MW-17R	3/17/10	11.73	163.81	152.08
MW-19	3/17/10	3.38	149.34	145.96
MW-28	3/17/10	4.81	153.73	148.92

Notes:

Depth to groundwater measured on March 17, 2010.

COC Concentration Data

Sample #	Benzene (ug/l)	Toluene (ug/l)	Ethylbenzene (ug/l)	Total Xylenes (ug/l)	Total BTEX (ug/l)	MTBE (ug/l)	Napthalene (ug/l)
MW-1R	2,840	34,800	5,860	28,500	72,000	<250	829
MW-11R	13.0	70.2	36.3	175	294.5	<5.0	<5.0
MW-17R	4,450	6,450	919	3,670	15,489	198	164
MW-19	134	<5.0	<5.0	<10.0	134	12.7	5.0
MW-28	<5.0	<5.0	<5.0	<10.0	BDL	<5.0	<5.0

Notes: Groundwater samples collected on March 17, 2010.
BDL = Below Detection Limits

GRAPHIC SCALE
0 100 200 300 400
1IN = 200FT

ALL LOCATIONS ARE APPROXIMATE

Site Features

Heath Self Serve 2
Sumter, South Carolina
SCDHEC Site ID# 08932

Midlands Environmental Consultants, Inc.

JOB NO. 11-3535
DATE August 22, 2011
FIGURE 3

NON-HAZARDOUS WASTE MANIFEST

1. Generator ID Number	2. Page 1 of	3. Emergency Response Phone	4. Waste Tracking Number
	1		10808

5. Generator's Name and Mailing Address: MIDLANDS ENVIRONMENTAL CONSULTANTS, PO BOX 854, LEXINGTON, SC 29073

Generator's Site Address (if different than mailing address):

Generator's Phone: 803-360-7957

6. Transporter 1 Company Name: T K TANK SERVICES, INC. — U.S. EPA ID Number:

7. Transporter 2 Company Name — U.S. EPA ID Number:

8. Designated Facility Name and Site Address — U.S. EPA ID Number:

Facility's Phone:

9. Waste Shipping Name and Description	10. Containers No.	10. Containers Type	11. Total Quantity	12. Unit Wt./Vol.	
1. nonhazardous petroleum contaminated water/product	1	TT	3180 2500	GAL/LBS	

SCDHEC Site	Permit Number	Gallons Produced
Heath Self Serve 2	08932	230
Heath Self Serve 2	08932	225
Heath Self Serve 2	08932	125
Oakland Ave.	19192	100
Oakland Ave.	19192	100
Burrow's Service Center	12487	400
Green Ave. BP	13084	100
Southern Gas Service	03913	175
United Oil #144	13137	150
Bay Creek	18662	100
Ancrum	01617	200
Macks Camp	01253	200
Glover's Gulf Service	06994	125
Heath Self Serve 2	08932	150
Munn E Saver	11776	225
Fmr. McCoy Oil	19002	325
Baxley Lawn & Show Shop	00892	150
Whittle Brothers Texaco	00858	100

GENERATOR

...curately described above by the proper shipping name, and are classified, packaged, ...onal and national governmental regulations.

Month 6 Day 11 Year 2012

Port of entry/exit:

Date leaving U.S.:

TRANSPORTER

16. Transporter Acknowledgment of Receipt of Materials

Transporter 1 Printed/Typed Name: Steve A Gamble — Signature: Steve A. Gamble — Month 6 Day 11 Year 2012

Transporter 2 Printed/Typed Name — Signature — Month Day Year

DESIGNATED FACILITY

17. Discrepancy

17a. Discrepancy Indication Space ☐ Quantity ☐ Type ☐ Residue ☐ Partial Rejection ☐ Full Rejection

Manifest Reference Number:

17b. Alternate Facility (or Generator) — U.S. EPA ID Number:

Facility's Phone:

17c. Signature of Alternate Facility (or Generator) — Month Day Year

18. Designated Facility Owner or Operator: Certification of receipt of materials covered by the manifest except as noted in Item 17a

Printed/Typed Name: Tommy Keels — Signature: Tommy Keels — Month 6 Day 11 Year 2012

169-BLC-O 5 11977 (Rev. 9/09)

DESIGNATED FACILITY TO GENERATOR

D H E C

PROMOTE PROTECT PROSPER

Catherine B. Templeton, Director

Promoting and protecting the health of the public and the environment

BRYAN SHANE
MIDLANDS ENVIRONMENTAL CONSULTANTS
PO BOX 854
LEXINGTON SC 29071

APR 18 2013

UST DOCKETING

Re: **QAPP Contractor Addendum Request**
Groundwater Sampling Contract
Solicitation # IFB-5400002759, PO#4600088529

Dear Mr. Shane:

In accordance with bid solicitation # IFB-5400002759 and the UST Management Division Quality Assurance Program Plan (QAPP), it is requested that you submit a Contractor Addendum for each site listed below. The Addendums must be submitted within 15 business days in my attention. The project manager for each site will issue a notice to proceed once the Addendum has been reviewed and approved. Please note, site reconnaissance should be conducted during the Addendum review so that any issues that arise may be addressed prior to commencing work at the site.

UST Permit #	Site Name	County	# samples and requested analysis*	Project Manager
07318	Reva of Clinton	Pickens	16-BTEXMN, DCA, & Oxygenates	J. Padgett
19550	Frm George Jackson	York	44-BTEXMN, DCA, Oxygenates, & EDB	D. Thoma
11972	Pilot Travel Center	Kershaw	20-BTEXMN, DCA, & Oxygenates	D. Thoma
09322	Smiths Grocery	York	106-BTEXMN, DCA, Oxygenates, & EDB	D. Thoma
13004	Rogers & Sons	Charleston	5-BTEXMN & DCA	A. Shrader
09355	Fort Mill Gulf	York	37-BTEXMN, DCA, Oxygenates, EDB & Lead	D. Orgain
03699	Wells Gulf	Georgetown	4-BTEXMN	J. Ford
03426	Perry's Grocery	Colleton	13-BTEXMN, DCA, & Oxygenates	J. Martin
08932	HQ Heath Self Serve	Sumter	48-BTEXMN, DCA, Oxygenates, & EDB	C. Ridgley

* The number of samples may not include trip blanks, field blanks, or field duplicates.

Please contact me with the sampling schedule before commencing work at these facilities. In addition, a weekly update for each site is required to be submitted via e-mail to the site's project manager and myself. If you have any questions or need further assistance, please contact me at (803) 896-6397 or thomadl@dhec.sc.gov.

Sincerely,

Debra L. Thoma

Debra L. Thoma, Hydrogeologist
Corrective Action Section
UST Management Division
Bureau of Land & Waste Management

Enc: Site Information Sheet

cc: Technical Files

Midlands Environmental Consultants, Inc.

May 1, 2013





Ms. Debra Thoma, Hydrogeologist
Corrective Action Section
Assessment and Corrective Action Division
Underground Storage Tank Program
Bureau of Land and Waste Management
South Carolina Department of Health
and Environmental Control
2600 Bull Street
Columbia, South Carolina 29201

Subject: QAPP Contractor Addendum – Revision 0
Heath Self Serve
Sumter, South Carolina
SCDHEC Site ID Number 08932
MECI Project Number 13-4443
Certified Site Rehabilitation Contractor UCC-0009

Dear Ms. Thoma,

Midlands Environmental Consultants Inc. (MECI) is pleased to submit the attached QAPP Contractor Addendum for the referenced site.

On April 24, 2013, MECI personnel performed a site visit to the subject site to evaluate site conditions, locate monitoring wells and identify potential problems for future sampling activities.

If you have any question or comments please feel free to contact us at 803-808-2043.

Sincerely,
Midlands Environmental Consultants, Inc.

Courtney M. Sanders
Project Biologist

Jeff L. Coleman
Senior Scientist

Post Office Box 854, Lexington SC 29071 • 235-B Dooley Road, Lexington, SC 29073
Telephone: (803) 808-2043 • fax: (803) 808-2048

Section A: Project Management

A1 Title and Approval Page

Quality Assurance Project Plan
Addendum to the SC DHEC UST Programmatic QAPP
For
Heath Self Serve, SCDHEC Site ID# 08932

501 North Guignard Drive, Sumter, South Carolina

Prepared by:
Courtney M. Sanders
Project Biologist
Midlands Environmental Consultants, Inc.
(Certified Site Rehabilitation Contractor UCC-0009)
235-B Dooley Road
Lexington, SC 29073
(803)808-2043

Date: May 1, 2013

Approvals

Cathleen Ridgley SC DHEC Project Manager	Signature	Date
Courtney M. Sanders Contractor QA Manager	Signature	Date 5.2.13
Jeff L. Coleman Site Rehabilitation Contractor	Signature	Date 5/2/13
Daniel J. Wright Laboratory Director	Signature	Date 05/01/2013

A2 Table of Contents

A1 Title and Approval Page 1
A2 Table of Contents 2
A3 Distribution List 3
Table 1A Addendum Distribution List 3
A4 Project Organization 3
Table 2A Addendum Role Identification and Contact Information 4
Figure 1A Organizational Chart 4
A5 Problem Definition/Background 5
A6 Project/Task Description 6
A7 Data Quality Objectives (DQOs) and Data Quality Indicators (DQIs) 6
A8 Training and Certificates 6
Table 3A Required Training and Licenses 7
A9 Documents and Records 8
Table 4A Record Identification, Storage, and Disposal 8
Section B Measurement/Data Acquisition 8
B1 Sampling Process/Experimental Design 8
Table 5A Sampling Activities 9
B2 Sampling Methods 9
Table 6A Field Corrective Action 10
B3 Sample Handling and Custody 10
B4 Analytical Methods 11
Table 7A Analytical SOPs and Referenced Methods 12
Table 8A SOP Abbreviation Key 13
Table 9A Corrective Action Procedures 13
Table 10A Sample Disposal Procedures 14
B5 Quality Control Requirements: 14
B6 Field Instrument and Equipment Testing, Inspection and Maintenance 15
Table 11A Instrument and Equipment Maintenance 16
Table 12A Instrument and Equipment Inspection 17
B7 Instrument Calibration and Frequency 17
Table 13A Instrument Calibration Criteria and Corrective Action 18
B8 Inspection/Acceptance Requirements for Supplies and Consumables 18
Table 14A List of Consumables and Acceptance Criteria 19
B9 Data Acquisition Requirements (Non-Direct Measurements) 19
Table 15A Non-Direct Measurements 19
B10 Data Management 19
Section C Assessment and Oversight 21
C1 Assessment and Response Actions 21
C2 Reports to Management 21
Section D Data Validation and Usability 21

A3 Distribution List

Name	Title	Organization/Address	Telephone Number	Fax Number	Email Address
Cathleen Ridgley	SC DHEC Technical Project Manager	SCDHEC, UST Management Division, 2600 Bull St., Columbia, SC, 29201	803-896-6633	803-896-6245	ridglect@dhec.sc.gov
Jeff L. Coleman	Site Rehabilitation Contractor	Midlands Environmental Consultants, Inc. 235-B Dooley Road Lexington, SC 29073	803-808-2043	803-808-2048	jlc@meci.net
Courtney M. Sanders	Quality Assurance Officer	Midlands Environmental Consultants, Inc. 235-B Dooley Road Lexington, SC 29073	803-808-2043	803-808-2048	cms@meci.net
Kyle V. Pudney	Field Manager	Midlands Environmental Consultants, Inc. 235-B Dooley Road Lexington, SC 29073	803-808-2043	803-808-2048	kvp@meci.net
Daniel J. Wright	Laboratory Director	Shealy Environmental Services,Inc. 106 Vantage Point Dr. West Columbia, SC 29172	803-791-9700	803-791-9111	dwright@shealylab.com
	Well Services/Driller				

Table 1A Addendum Distribution List

A4 Project Organization

Role from the UST Master QAPP	Person in this Role for Project	Organization/Address	Telephone Number	Fax Number	Email Address
Project Manager	Cathleen Ridgley	SCDHEC, UST Management Division, 2600 Bull St., Columbia, SC, 29201	803-896-6633	803-896-6245	ridglect@dhec.sc.gov
Site Rehabilitation Contractor	Jeff L. Coleman	Midlands Environmental Consultants, Inc. 235-B Dooley Road Lexington, SC 29073	803-808-2043	803-808-2048	jlc@meci.net
Quality Assurance Officer	Courtney M. Sanders	Midlands Environmental Consultants, Inc. 235-B Dooley Road Lexington, SC 29073	803-808-2043	803-808-2048	cms@meci.net
Field Manager	Kyle V. Pudney	Midlands Environmental Consultants, Inc. 235-B Dooley Road	803-808-2043	803-808-2048	kvp@meci.net

Role from the UST Master QAPP	Person in this Role for Project	Organization/Address	Telephone Number	Fax Number	Email Address
		Lexington, SC 29073			
Analytical Laboratory Director	Daniel J. Wright	Shealy Environmental Services,Inc. 106 Vantage Point Dr. West Columbia, SC 29172	803-791-9700	803-791-9111	dwright@shealylab.com
Project Verifier	Courtney M. Sanders or Kyle V. Pudney	Midlands Environmental Consultants, Inc. 235-B Dooley Road Lexington, SC 29073	803-808-2043	803-808-2048	cms@meci.net

Table 2A Addendum Role Identification and Contact Information

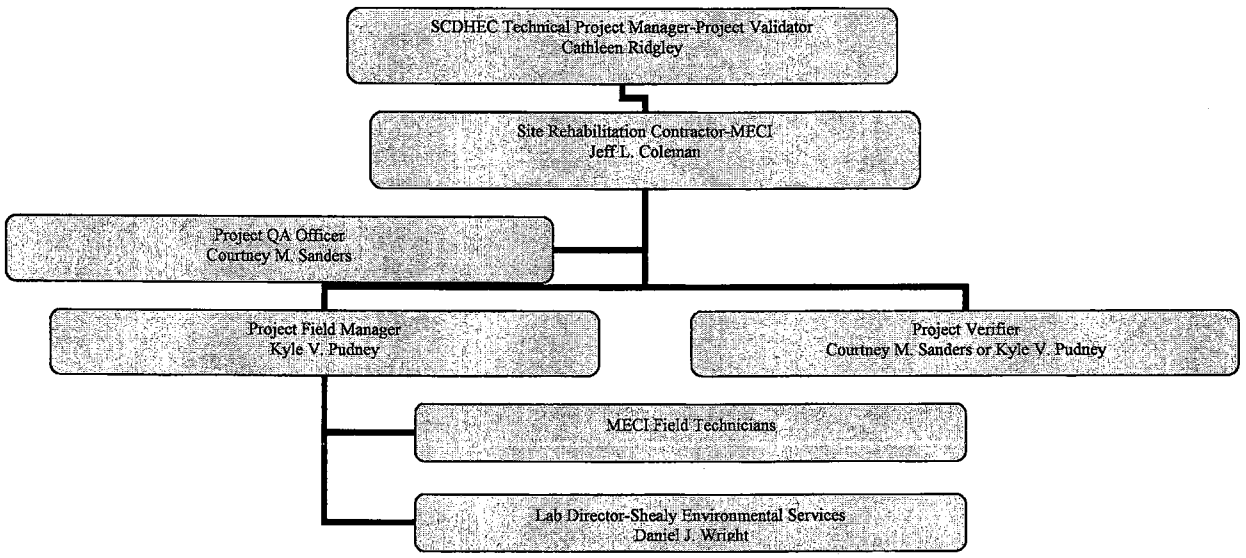

Figure 1A Organizational Chart

Project Manager (Cathleen Ridgley) – The project manager is responsible for direct oversight of contractors conducting assessment and site rehabilitation of releases at UST sites.

Site Rehabilitation Contractor (Jeff L. Coleman) – The Site Rehabilitation Contractor is an independent contractor responsible for managing and coordinating field and office activities needed for assessments or cleanup.

-Final Review of all work produced for a scope of work.
-Final say on technical interpretation of data.

Quality Assurance Officer (Courtney M. Sanders) – The Quality Assurance Officer is responsible for the oversight of all quality assurance activities associated with projects performed by the Site Rehabilitation Contractor.

-In charge of producing and maintaining the QAPPA for MECI.
-Reviews (and Audits, if necessary) all work produced in conjunction with a scope of work.
-Quality control of data entry and report preparation.

Field Manager (Kyle Pudney) –The field manager will oversee all work done on any given project.

-Assign, direct and oversee all field personnel working on each project.
-Responsible for coordinating with the SCDHEC project manager, should any problems or clarifications arise.
-Responsible for all reporting done in conjunction with field work.

Analytical Laboratory Director (Daniel J. Wright) – The Laboratory Director is directly responsible for the Analytical Laboratory used during a scope of work. The Analytical Laboratory receives the soil and water samples from the site rehabilitation contractor, performs the requested analyses, and provides analytical reports.

Project Verifier (Courtney M. Sanders) – The project verifier is responsible for verifying the quality of data produced during a scope of work. This includes review of field work and laboratory reports for potential quality issues.

Field Technicians (various employees) – Responsible for all field activities for a given scope of work.

-Conduct all initial site visit, and record findings
-Conduct all field activities associated with a scope of work. All work will be conducted according to the MECI SOP. Will be responsible for reporting any potential problems are inconsistencies found during assessment activities.
-Completes the chain of custody upon completion of sampling event and delivers samples to lab or office for later lab pick-up.

A5 Problem Definition/Background

Discuss the background (as much as is known) of the site and appropriate historical information, and why this site is being assessed.

The subject site (Heath Self Serve) is located at 501 North Guignard Drive, Sumter, South Carolina. The subject site previously maintained on 550 gallon waste oil underground storage tank (UST), one 1,000 gallon UST of unknown product, one 3,000 gallon multiple hydrocarbons UST, six 3,000 gallon gasoline UST's, one 6,000 gasoline UST, and one 10,000 gallon gasoline UST. The South Carolina Department of Health and Environmental Control (SCDHEC) reported two releases of petroleum product from the subject site. The first release was reported in July of 1996 and confirmed in August of 1996. The second release was reported and confirmed in October of 1999. The second release was issued a "Conditional No Further Action" (CFNA) in December of 1999.

Currently the subject site maintains and three 10,000 gallon regular unleaded gasoline underground storage tank UST's and one 12,000 gallon premium gasoline UST.

The site is being sampled in conjunction with the SCDHEC Groundwater Sampling Contract (Solicitation # IFB-5400002759, PO# 4600088529).

Please answer the following: Does this project fall under UST or Brownfields area?

Underground Storage Tank Division

A6 Project/Task Description

1. ***Summarize what is known about the work to be done. This can be a short sentence indicating what the Scope of this project is (see Master QAPP Section A6).***

The subject site (Heath Self Serve) will be sampled in conjunction with the SCDHEC Groundwater Sampling Contract (Solicitation # IFB-5400002759, PO# 4600088529). During assessment activities monitoring wells will be sampled for petroleum constituents.

2. ***The work will begin within*** fourteen (14) days of receipt of approved QAPP contractors addendum ***after cost approval and sampling should be complete by*** twenty-one (21) days of receipt of approved QAPP contractors addendum.

3. ***Are there are time or resource constraints? Include those factors that may interfere with the tentative schedule.***

Factors that may prevent schedule work will be, but not limited to, inclement weather, equipment malfunction, and machine failure.

A7 Data Quality Objectives (DQOs) and Data Quality Indicators (DQIs)

The subject site is located at 501 North Guignard Drive, Sumter, Sumter County, South Carolina. The site is currently occupied by an active gasoline service station, Corner Pantry 137 (SCDHEC Site ID #18327).

A8 Training and Certificates

Required training and licenses:

Title/Job	Name	Training Required	Date training received	Type of License	License Number
Principal Geologist	Bryan T. Shane, P.G.	Professional Geologist	10/30/1993	State of South Carolina	1102
Senior Scientist	Jeff Coleman	OSHA 40 hr HAZWOPER	7/27/2007	N/A	N/A
		OSHA 8 hr HAZWOPER refresher	12/10/2012	N/A	N/A
Staff	John Bryant	OSHA 40 hr	4/17/2009	N/A	N/A

Title/Job	Name	Training Required	Date training received	Type of License	License Number
Geologist		HAZWOPER			
		OSHA 8 hr HAZWOPER refresher	12/102012	N/A	N/A
Staff Biologist	Courtney Sanders	OSHA 40 hr HAZWOPER	12/10/2010	N/A	N/A
		OSHA 8 hr HAZWOPER refresher	12/10/2012	N/A	N/A
Staff Biologist	Kyle Pudney	OSHA 40 hr HAZWOPER	12/10/2010	N/A	N/A
		OSHA 8 hr HAZWOPER refresher	12/10/2012	N/A	N/A
Staff Biologist	Chris Lashley	OSHA 40 hr HAZWOPER	12/10/2010	N/A	N/A
		OSHA 8 hr HAZWOPER refresher	12/10/2012	N/A	N/A
Staff Biologist	Gavin Globensky	OSHA 40 hr HAZWOPER	7/29/2011	N/A	N/A
		OSHA 8 hr HAZWOPER refresher	12/10/2012	N/A	N/A
Staff Biologist	Ryan Ariail	OSHA 40 hr HAZWOPER	9/23/2011	N/A	N/A
		OSHA 8 hr HAZWOPER refresher	12/10/2012	N/A	N/A
Staff Geologist	Patrick Boylan	OSHA 40 hr HAZWOPER	07/20/2012	N/A	N/A
Lab Manager	Daniel J. Wright	***	***	Lab Certification	SC 32010

Table 3A Required Training and Licenses

Courtney M. Sanders of Midlands Environmental Consultants, Inc. is responsible to ensuring that personnel participating in this project receive the proper training. All training records will be stored in the following location:235-B Dooley Road, Lexington, SC 29073.

It is understood that training records will be produced if requested by SC DHEC.

The Following Laboratory(ies) will be used for this Project:

Commercial Lab(s)

Full Name of the Laboratory___Shealy Environmental Services, Inc.____

Name of Lab Director_____Daniel J. Wright_____
SC DHEC Certification Number_____32010_____
Parameters this Lab will analyze for this project:

All samples will be analyzed for BTEX, Naphthalene, MTBE, 1,2 DCA, 8-Oxygenates (EPA Method 8260-B), and EDB (EPA Method 8011).

Please note: SC DHEC may require that the contractor submit some or all of the Laboratory's SOPs as part of this QAPP.

A9 Documents and Records

Personnel will receive the most current version of the QAPP Addendum via: (Check all that apply)

____US Mail ____Courier _X_ Hand delivered

Other (please specify):_____E-mailed electronic copies___

Record	Produced By	Hardcopy/ Electronic	Storage Location For how long?	Archival
Instrument Raw Data	Target, Thermospec, or Iteva software	Hardcopy and Electronic	Hardcopy: Offsite storage for 7 yrs Electronic: Two external storage device backups – one offsite, one onsite storage for 10 yrs	Yes
Final Reports	LIMS	Electronic	Electronic: Two external storage device backups – one offsite, one onsite storage for 10 years	Yes
Field Work	Field Staff	Hardcopy	MECI office: 235/B Dooley Road / Min. 5 years	Yes
Chain of Custody	Field Staff	Hardcopy	MECI office: 235B Dooley Road / Min. 5 years	Yes
QAPP Addendum	Courtney Sanders	Hardcopy & Electronic	MECI office: 235B Dooley Road / Min. 5 years	Yes
Internal QC record	Courtney Sanders	Hardcopy	MECI office: 235B Dooley Road / Min. 5 years	Yes
Sampling Report	Courtney Sanders	Hardcopy & Electronic	MECI office: 235B Dooley Road / Min. 5 years	Yes

Table 4A Record Identification, Storage, and Disposal

Section B Measurement/Data Acquisition

B1 Sampling Process/Experimental Design

Item	Start Date	End Date	Comments
Site Reconnaissance	4/24/13	4/24/13	Already Completed
QAPP preparation	5/1/13	5/1/13	In progress
QAPP approval	5/2/13	5/22/13	Assuming three week turnaround
Monitoring well Sampling	5/23/13	6/06/13	Sampled within 2 weeks of QAPP approval
Report Preparation	6/07/13	6/28/13	Three weeks to prepare/submit report

Table 5A Sampling Activities

B2 Sampling Methods

Please note: The contractor must follow sampling protocols as given in the UST QAPP.

***Estimate* the number of samples of each matrix that are expected to be collected:**

Soil _____

Ground Water from monitoring wells ____43____

From Drinking/Irrigation water wells _____

Field Duplicate Collection ____3____

Field Blank Collection ____1____

Trip Blank ____2____

From surface water features ____3____

Total number of Water samples ____52____

Notes:
During the April 24, 2013 site visit, forty three (43) monitoring wells and three (3) surface water features were located. Monitoring wells MW-20 and MW-24 were not located at the time of the initial site visit. If the monitoring wells are located during sampling activities, the newly located monitoring wells will be sampled accordingly. Please note thirty two (32) monitoring wells associated with the subject site and eleven (11) monitoring wells associated with Palmetto Plaza Texaco (SCDHEC Site ID# 12575) will be sampled.

During the site visit it was noted fifteen (15) monitoring wells were in need of bolts. A combined total of twenty five (25) bolts are needed to properly secure the wells. Additionally, the pad of monitoring well MW-13 is in need of repair. **Total Bolts Needed: 25 Bolts**

All monitoring well samples will be analyzed by BTEX, Naphthalene, MTBE, 1,2 DCA, 8-Oxygenates (EPA Method 8260-B), and EDB (EPA Method 8011).

For the sample matrices indicated above, please describe how samples will be collected and the equipment needed.

Please see MECI Monitoring Well Sampling SOP for sampling procedures and type of materials used for sampling.

Will Sampling Equipment have to be cleaned and decontaminated or is everything disposable?

All equipment, excluding electronic water level indicators, field probes and turbidity tubes, is disposable.

If sampling equipment must be cleaned please give a detailed description of how this is done and the disposal of by-products from the cleaning and decontamination.

Please see MECI Monitoring Well Sampling SOP for decontamination procedures.

Identify any equipment and support facilities needed. This may include such things as Fed-ex to ship the samples, a Geoprobe, field analysis done by another contractor (who must be certified), and electricity to run sampling equipment.

All samples will be shipped to the lab via courier or overnight shipping company. Please see MECI Monitoring Well Sampling SOP for sample shipping procedures.

Address the actions to be taken when problems occur in the field, and the person responsible for taking corrective action and how the corrective action will be documented.

Failure	Response	Documentation	Individual Responsible
Water level indicator not working properly	Attempt to clean probe, change battery, use back-up indicator if need be.	Record on field sheets, notify office staff. Take indicator out of rotation until problem identified and corrected.	Field Staff, Field Manager
Field meters not working	Attempt to clean probes, recalibrate in the field.	Record on field sheets, notify office staff. Take meters out of rotation until problem identified and corrected.	Field Staff, Field Manager
Wells not located	Use metal detector, measure from known points, contact project manager for additional information.	Record method used to attempt to locate the well on field sheets, and possibly reasoning for the well to be missing	Field Staff

Table 6A Field Corrective Action

B3 Sample Handling and Custody

1. ***How will the samples get from the Site to the Lab to ensure holding requirements are met?***

Following sample collection, the samples are immediately place in a laboratory provided cooler, pre-filled with wet ice obtained from the MECI office. Samples are transported to the MECI office once a sampling event is complete. A Chain of Custody (CoC) is filled out following the sampling event by the field staff. See attached CoC. If a lab provided courier is scheduled to visit the MECI offices the day following a sampling event, sampling coolers are repacked with wet ice, and left at the office for pick-up the following morning. If no courier is schedule to visit the MECI office the day following a sampling event, all sampling coolers are repacked with ice and are dropped off at a lab approved shipping company for overnight delivery to the lab.

2. ***How will the contactors cool the samples and keep the samples cool?***

All samples are kept on wet ice, obtained from MECI office.

3. ***How will the lab determine the temperature of the samples upon receipt? Will they be using a temperature blank?***

A calibrated thermometer and temperature blank will be used to document sample temperature. The temperature blank is immediately checked by the sample receiving technician upon arrival at the laboratory.

4. ***Where will the samples be stored in the Lab once they are received?***

All samples are stored in clean refrigeration units monitored and maintained at 4 degrees C + or – 2 degrees. Volatile organic samples are stored separately form all other samples.

5. ***Describe the chain of custody procedure and attach a copy of each chain of custody that will be used. If a Chain of Custody SOP exists from the Lab and the Contractor is willing to adhere to it, then this may be attached.***

A chain of custody (COC) will be filled out for each sampling event at each project site. COC to be signed by MECI and Shealy Environmental technician at time physical transfer of samples occurs to courier. Shealy uses the following COC procedures to protect sample integrity following pickup by their courier: A full time Sample Receiving Technician receives all samples and completes a Sample Receipt Checklist (SRC), which will identify any anomalies, if any exist the Sample Receiving Technician or Project Manager must resolve the deviation internally and/or notify the client to resolve the anomaly

B4 Analytical Methods

1. ***Identify the SOPs which will be used to analyze the samples, the method which the SOP references and the equipment or instrumentation that is needed:***

Parameter	SOP ID*	Method Referenced	Equipment	Comments
BTEX+Naph+MTBE+Oxygentaes	S-VO-002	8260B	GC/MS	
PAH's	S-SV-021	8270D	GC/MS	

EDB	S-SV-012	8011	GC	
Lead,T.	S-IM-022	6010C	ICP	
Ferrous Iron	S-IN-009	SM 3500-FED	Spectrophotometer	
Nitrate	S-IN-042	353.2	Auto-analyzer/Lachate	
Sulfate	S-IN-010	300.0	Ion Chromatograph	
Methane	S-VO-004	RSK-175	GC	
TOC	S-IN-030	Walkley-Black	N/A	
DRO - TPH	S-SV-001	8015C	GC	
pH	MECI SOP 4.3.6	*	YSI 63	
Conductivity	MECI SOP 4.3.6	*	YSI 63	
Dissolved Oxygen	MECI SOP 4.3.6	*	YSI 550A	
Temperature	MECI SOP 4.3.6	*	YSI 550A	
Turbidity	MECI SOP 4.3.6	*	60 cm Turbidity Tube	

Table 7A Analytical SOPs and Referenced Methods

- **This can be a full name of a SOP, an abbreviation, or a number. In the latter two cases, the abbreviation or number must be associated with the full name of the SOP. See also Table 8A SOP Abbreviation Key.**

Abbreviation	Lab Identification of this SOP	Full Name of the SOP
S-VO-002	S-VO-002	GC/MS VOLATILES ANALYSIS BASED ON EPA METHODS 8260B AND 624 PREPARED BY EPA METHODS 5030B, 5035 AND 3585
S-SV-021	S-SV-021	GC/MS ANALYSIS BASED ON EPA METHOD 8270D PREPARED BY EPA METHODS 3520C, 3550C AND 3580A
S-SV-012	S-SV-012	GC/ECD ANALYSIS OF EDB AND DBCP BASED ON METHOD 8011 & 504.1
S-IM-022	S-IM-022	INDUCTIVELY COUPLED PLASMA ATOMIC EMISSION SPECTROSCOPY-PECTROMETRIC METHOD for TRACE ELEMENT ANALYSES METHOD 6010C
S-IN-009	S-IN-009	FERROUS IRON (PHENANTHROLINE METHOD) STANDARD METHOD 3500-Fe D
S-IN-042	S-IN-042	NITRATE+NITRITE NITROGEN BY EPA METHOD 353.2, NITRATE NITROGEN BY 353.2 SUBTRACTION, AND NITRITE NITROGEN BY EPA METHOD 353.2
S-IN-010	S-IN-010	INORGANIC ANIONS BY ION CHROMATOGRAPHY EPA METHOD 300.0 and SW-846 9056 and 9056A
S-VO-004	S-VO-004	STANDARD OPERATING PROCEDURE GC ANALYSIS BASED ON METHOD RSKSOP-175
S-IN-030	S-IN-030	TOTAL ORGANIC CARBON (TOC) WALKLEY-BLACK PROCEDURE
S-SV-001	S-SV-001	GC/FID DIESEL RANGE ORGANICS ANALYSIS BASED ON METHOD 8015B and/or 8015C PREPARED BY EPA METHODS 3520C, 3550C and 3580A
MECI SOP 4.3.6	MECI SOP 4.3:6	Sampling Standard operating procedures

Table 8A SOP Abbreviation Key

2. Identify procedures to follow when failures occur, identify the individual responsible for corrective action and appropriate documentation:

Failure	Response	Documented Where?	Individual Responsible
Field meters not working	Attempt to clean probes, recalibrate in the field.	Record on field sheets, notify office staff. Take meters out of rotation until problem identified and corrected.	Field Staff, Field Manager
COC or Sample Receiving issues	Call Client	Sample Receiving Checklist (SRC)	PM – Kelly Maberry kmaberry@shealylab.com
Analytical errors	Corrective Action Form (CAF)	CAF filled out by PM	Lab Director – Daniel J. Wright dwright@shealylab.com
QA/QC Failure	Corrective Action Form (CAF)	CAF filled out by PM	Lab Director –Daniel J. Wright dwright@shealylab.com QA/QC Officer – Jami Savje Jsavje@shealylab.com
On time delivery	Corrective Action Form (CAF)	CAF filled out by PM	Lab Director –Daniel J. Wright dwright@shealylab.com QA/QC Officer – Jami Savje Jsavje@shealylab.com

Table 9A Corrective Action Procedures

3. Identify sample disposal procedures.

Analysis	Matrix	Schedule for disposal	Method for disposal	Comments
BTEX+Naph+MTBE+Oxygenates	Waters/Soils	Six Weeks	Tested for Hazardous Constituents and disposed as Hazardous or non-Hazardous waste.	
PAH's	Waters/Soils	Six Weeks	Tested for Hazardous Constituents and disposed as Hazardous or non-Hazardous waste.	

EDB	Waters/Soils	Six Weeks	Tested for Hazardous Constituents and disposed as Hazardous or non-Hazardous waste.	
Lead	Waters/Soils	Six Weeks	Tested for Hazardous Constituents and disposed as Hazardous or non-Hazardous waste.	
Ferrous Iron	Waters/Soils	Six Weeks	Tested for Hazardous Constituents and disposed as Hazardous or non-Hazardous waste.	
Nitrate,Sulfate	Waters/Soils	Six Weeks	Tested for Hazardous Constituents and disposed as Hazardous or non-Hazardous waste.	
Methane	Waters/Soils	Six Weeks	Tested for Hazardous Constituents and disposed as Hazardous or non-Hazardous waste.	
All	Water	On-Site	Portable Granulated Activated Carbon (GAC) Unit	All waste water produced from sampling and decontamination activities will be run through a GAC unit

Table 10A Sample Disposal Procedures

4. Provide SOPs for the Kerr Method or the Ferrous Iron Method if these are parameters for this study. This can be attached or written here. If attached please note that it is an attachment and where it is located (if applicable).

B5 Quality Control Requirements:

All QC will follow the requirements laid out in Section B5 of the UST Programmatic QAPP.

B6 Field Instrument and Equipment Testing, Inspection and Maintenance

1. Identify all field and laboratory equipment needing periodic maintenance, the schedule for this, and the person responsible. Note the availability and location of spare parts.

Instrument	Serial Number	Type of Maintenance	Frequency	Parts needed/Location	Person responsible
Volatiles Mass Spec	Shealy SOP S-SV-021 Page 7	Change traps, clean ion source, replace filaments	Periodic	Laboratory	MSV Analyst
Semivolatile Mass Specc	Shealy SOP S-SV-021 Page 7	Injection port maintenance, ion source maintenance, column replacement	Periodic	Laboratory	MSSV Analyst
ECD GC	Shealy SOP S-SV-012 Page 5	Injection port maintenance, column replacement	Periodic	Laboratory	GC Analyst
Dionex IC	Shealy SOP S-IN-010 Page 6	Replace auto sampler filter, tubing, line filter, sample Line and Waste Line, as needed. Check Reagent levels, flow rate, waste line.	Periodic	Laboratory	IC Analyst
ICP	Shealy SOP S-IM-005 Page 6 & 7	Clean Sample introduction system , auto sampler, torch, Change spray chamber, torch tubing, tubing	Periodic	Laboratory	ICP Analyst
Leeman Mercury Analyzer	Shealy SOP S-IM-006 Page 5	Clean GLS, Change Pump tubing, Nafion Dryer, Lamp	Periodic	Laboratory	Mercury Analyst
Flow Injection Analysis – Lachat 8000	Shealy SOP S-IN-042 Page 5	Replace sample and reagent lines, replace light source, re-wrap heating coil, replace column	Periodic/As Needed	Laboratory	Nitrate Analyst
YSI 63	09C 101302, 10K 101895, 07M 100905	Replace probe tip	Yearly	Order from YSI	C. Sanders
YSI 63	09C 101302, 10K 101895, 07M 100905	Replace batteries	As Needed	In stock at office	Field Staff
YSI 63	09C 101302, 10K 101895, 07M 100905	General inspection for wear and tear on equipment	Daily	Major fixes will be done out of office	Field Staff
YSI 63	09C 101302,	Check buffer solutions	Weekly	In stock at office	C. Sanders

	10K 101895, 07M 100905	for expiration			
YSI 550A	04L 2026AK, 08B 101407, 04A 0912AI	Replace membrane	4 to 8 weeks	In stock at office	Field Staff
YSI 550A	04L 2026AK, 08B 101407, 04A 0912AI	Replace batteries	As Needed	In stock at office	Field Staff
YSI 550A	04L 2026AK, 08B 101407, 04A 0912AI	General inspection for wear and tear on equipment	Daily	Major fixes will be done out of office	Field Staff
Turbidity Tube	#1, #2, #3	General inspection for wear and tear on equipment, clarity of Secchi Disk	Daily	Tubes will be cleaned/fixed in office	Field Staff

Table 11A Instrument and Equipment Maintenance

2. Identify the testing criteria for each lab or field instrument that is used to ensure the equipment is performing properly. Indicate how deficiencies, if found, will be resolved, re-inspections performed, and effectiveness of corrective action determined and documented. Give the person responsible for this

Instrument/Equipment & Serial Number	Type of Inspection	Requirement	Individual Responsible	Resolution of Deficiencies
Volatiles Mass Spec Shealy SOP S-SV-021 Page 7	Daily calibration check	Method Requirements	MSV Analyst	Recalibration or instrument maintenance
Semi-volatiles Mass Spec Shealy SOP S-SV-021 Page 7	Daily calibration check	Method Requirements	MSSV Analyst	Recalibration or instrument maintenance
ECD GC Shealy SOP S-SV-012 Page 5	Daily calibration check	Method Requirements	GC Analyst	Recalibration or instrument maintenance
Dionex IC Shealy SOP S-IN-010 Page 6	Daily calibration check	Method Requirements	IC Analyst	Recalibration or instrument maintenance
ICP Shealy SOP S-IM-005 Page 6 & 7	Daily calibration check	Method Requirements	ICP Analyst	Recalibration or instrument maintenance
Leeman Mercury Analyzer Shealy SOP S-IM-006 Page 5	Daily calibration check	Method Requirements	Mercury Analyst	Recalibration or instrument maintenance
Flow Injection Analysis – Lachat 8000 Shealy SOP S-IN-042 Page 5	Daily and continuing calibration check	See calibration criteria	Nitrate Analyst	Recalibration or instrument maintenance
YSI 63 - 09C 101302, 10K 101895, 07M 100905	Daily calibration check	See calibration criteria	Field Staff	Recalibrate, general maintenance then recalibrate. Ship off

				for service by manufacturer
YSI 550A - 04L 2026AK, 08B 101407, 04A 0912Ai	Daily calibration check	See calibration criteria	Field Staff	Recalibrate, general maintenance then recalibrate. Ship off for service by manufacturer

Table 12A Instrument and Equipment Inspection

B7 Instrument Calibration and Frequency

1. Identify equipment, tools, and instruments for field or lab work that should be calibrated and the frequency.
2. Describe how the calibrations should be performed and documented, indicating test criteria and standards or certified equipment.
3. Identify how deficiencies should be resolved and documented. Identify the person responsible for corrective action.

Instrument	Calibration Procedure	Frequency of Calibration	Acceptance Criteria	Corrective Action (CA)	Person Responsible for CA	SOP Reference*
Volatiles Mass Spec	Minimum of 5 calibration standards for all compounds	When indicated by continuous calibration verification standard	Method Criteria	Detailed in SOP	MSV Analyst	S-VO-002
Semi-volatile Mass Spec	Minimum of 5 calibration standards for all compounds	When indicated by calibration verification standard	Method Criteria	Detailed in SOP	MSSV Analyst	S-SV-021
GC ECD	Minimum of 5 calibration standards for all compounds	When indicated by calibration verification standard	Method Criteria	Detailed in SOP	GC Analyst	S-SV-012
Dionex IC	Minimum of 5 calibration standards for all compounds	When indicated by calibration verification standard	Method Criteria	Detailed in SOP	IC Analyst	S-IN-010
ICP	Minimum of 3 calibration standards for all compounds	When indicated by calibration verification standard	Method Criteria	Detailed in SOP	ICP Analyst	S-IM-022
Cetac Mercury Analyzer	Minimum of 5 calibration standards for all compounds	When indicated by calibration verification standard	Method Criteria	Detailed in SOP	Mercury Analyst	S-IM-006

Instrument	Calibration Procedure	Frequency of Calibration	Acceptance Criteria	Corrective Action (CA)	Person Responsible for CA	SOP Reference*
Lacaht QuickChem 8000	Minimum of 5 calibration standards	Daily or when indicated by calibration verification standard	Method Criteria	Detailed in SOP	Nitrate Analyst	S-IN-042
YSI 63	pH Calibration	Daily	+/- 0.2 pH units	clean/replace probe tip, recalibrate	Field Staff	4.3.6
YSI 63	Conductivity Calibration	As directed by manufacturer	+/- 10 uS	clean/replace probe tip, recalibrate	Field Staff	4.3.6
YSI 550A	DO calibration	Daily	+/- 0.25 mg/l	clean/replace probe tip, recalibrate	Field Staff	4.3.6
YSI 550A	Temperature Calibration	Daily	+/- 1 °C	clean/replace probe tip, recalibrate	Field Staff	4.3.6
Electronic Water Level Indicator	Checked vs. Standard	Monthly	+/- 0.01 foot per 10 foot length	Replace probe tape	Field Staff	***
Oil/Water Interface probe	Checked vs. Standard	Monthly	+/- 0.01 foot per 10 foot length	Replace probe tape	Field Staff	***

Table 13A Instrument Calibration Criteria and Corrective Action

*** This can be a full name of a SOP, an abbreviation, or a number. In the latter two cases, the abbreviation or number must be associated with the full name of the SOP. See also Table 8A SOP Abbreviation Key.**

B8 Inspection/Acceptance Requirements for Supplies and Consumables

1. Identify critical supplies and consumables for field and laboratory, noting supply source, acceptance criteria, and procedures for tracking, storing and retrieving these materials.
2. Identify the individual(s) responsible for this.

Item	Vendor	Acceptance criteria	Handling/Storage Conditions	Person responsible for inspection and tracking.
Laboratory Chemicals	Fisher,VWR	Certificates of analysis and laboratory testing	Laboratory storage	Receiving and laboratory personnel
Laboratory standards	O2Si, Restek, High Purity, VHG, Supelco	Certificates of analysis and laboratory verifications	Vendor specific storage conditions	Laboratory Analysts
Sample Containers	Daniels Scientific, QEC	Certificates of analysis and laboratory testing	Bottle storage area	Sample receiving personnel
Clear, Disposable polyethylene Bailers	Preferred Pump	Individual sleeves intact, ball valve operational	Stored in Vehicle Bay, Off of the ground	C. Sanders, Field Staff
Nylon Rope	Preferred Pump	Covered with plastic	Stored in Vehicle Bay, Off of the ground	C. Sanders, Field Staff

Nitrile Gloves	Preferred Pump	Unopened box, no holes	Stored in Vehicle Bay, Off of the ground	C. Sanders, Field Staff
40 mL HCL preserved amber vials	Shealy Environmental Services	Custody seal intact	Stored in Vehicle Bay, Off of the ground	C. Sanders, Field Staff
250 mL HNO3 preserved metals vials	Shealy Environmental Services	Custody seal intact	Stored in Vehicle Bay, Off of the ground	C. Sanders, Field Staff
Coolers	Shealy Environmental Services	Intact	Stored in Vehicle Bay, Off of the ground	C. Sanders, Field Staff
pH Buffer	TRS Environmental, Enviroequipment	Within expiration date	Stored in calibration room	C. Sanders, Field Staff
Conductivity Standard	TRS Environmental, Enviroequipment	Within expiration date	Stored in calibration room	C. Sanders, Field Staff
DO Membranes	YSI, Enviroequipment	Clean, in box	Stored in calibration room	C. Sanders, Field Staff
Batteries	Any Store	Not previously used	Stored in calibration room	C. Sanders, Field Staff

Table 14A List of Consumables and Acceptance Criteria

B9 Data Acquisition Requirements (Non-Direct Measurements)

1. Identify data sources, for example, computer databases or literature files, or models that should be accessed or used.
2. Describe the intended use of this information and the rationale for their selection, i.e., its relevance to project.
3. Indicate the acceptance criteria for these data sources and/or models.

Data Source	Used for	Justification for use in this project	Comments
Historical Data	Site Maps and Well Construction Information	Well Location and Detail	

Table 15A Non-Direct Measurements

4. Identify key resources/support facilities needed.

There are no non-direct measurements in this project

B10 Data Management

1. Describe the data management scheme from field to final use and storage.

Following sample collection and chain of custody production, samples are shipped to the lab. Field work from the field staff is reviewed by the MECI project manager, and converted into digital form. All data entry is subsequently checked to validate the data entry. The original copies of the field work are stored in MECI files for a minimum of 5 years. Digital copies of the work are stored on the MECI server, which is backed up weekly, and stored for a minimum of 5 years. The digital copy of the field work is presented to SCDHEC with the final report.

2. How does the lab and field staff ensure that no unauthorized changes are made to the chain of custody, sampling notebooks, laboratory notebooks and computer records?

The laboratory maintains comprehensive Quality Control and Training Programs. All sample receipt data, sample log-in, and analytical data is peer reviewed, including review for inappropriate changes. Data management, review procedures and the Quality Systems Program are documented in the laboratory's Quality Manual and Standard Operating Procedures. The Quality Assurance Department oversees adherence to and review of these programs.

All MECI field work is produced using ink-pens. Any attempt to alter field data, after sampling is complete, can be readily identified. MECI keeps a carbon copy of the chain of custody after it is shipped to the lab. This copy is kept with the field work. If any change to the CoC are suspected, this original carbon copy can be use to identify potential changes.

3. How does the lab ensure that there are no errors in samples records including times when sample information is compiled, data calculated and/or transmitted?

Sample data acquisition software is reviewed periodically. The LIMS database is backed up daily and is able to be restored in the event of a system failure. These procedures are documented in laboratory SOP S-AD-003, LIMS. The IT Manager is responsible for these systems and procedures."

4. How will the data be archived once the report is produced? How can it be retrieved? (This applies to both electronic and hard copies).

Laboratory Hardcopy data stored off site is logged, maintained and archived by the Quality Assurance Department. Laboratory Electronic Data Reports are maintained through IT back up under the responsibility of the IT Systems Manager.

MECI keeps all field work and paper copies of reports in its in-house filing system. All paper copies are stored for a minimum of 5 years. Any file can be retrieved easily by going to the correct filing cabinet/box.

All electronic copies of reports generated are kept on the MECI server. This server is backed-up on a weekly basis. Any file stored on the MECI server can be retrieved instantly, by accessing the server. All electronic files are stored for a minimum of 5 years on the server.

Section C Assessment and Oversight

C1 Assessment and Response Actions

1. *The Contractor is supposed to observe field personnel daily during sampling activities to ensure samples are collected and handled properly and report problems to DHEC within 24 hours. . Please state who is responsible for doing this and what observations will be made. Will this person have the authority to stop work if severe problems are seen?*

Field audits can be conducted on any field personnel at any time. MECI field audits can be conducted by the Field Manger, who will be responsible for ensuring that field personnel adhere to the QAPP. If during a random field audit, severe problems are found, work will be stopped by the field manager and the QA officer contacted to determine corrective action. All problems must be corrected prior to any additional work being performed. Should it be requested, an On-site Field Audit can be scheduled with the SCDHEC project manager. If severe problems are identified by the SCDHEC project manager, the project manager can stop the work until the problems are corrected.

2. *The SCDHEC UST QAPP states that the Lab will receive an Offsite Technical System Audit. For this project, what assessments will be done on the Commercial Lab(s) that are being used—other than their certification audit? When or how often are these done? Who will the results be given to and who has the ability to stop work if problems are severe?*

The laboratory participates in annual Proficiency Testing through an approved vendor, Wibby Environmental. If during a random audit, severe problems are found, work will be stopped by the according Wibby Environmental representative and the QA officer contacted to determine corrective action. Proficiency Testing results are provided to the Office of Environmental Laboratory Certification.

C2 Reports to Management

See the SC DHEC UST Programmatic QAPP (UST Master QAPP).

Section D Data Validation and Usability

See the SC DHEC UST Programmatic QAPP (UST Master QAPP).

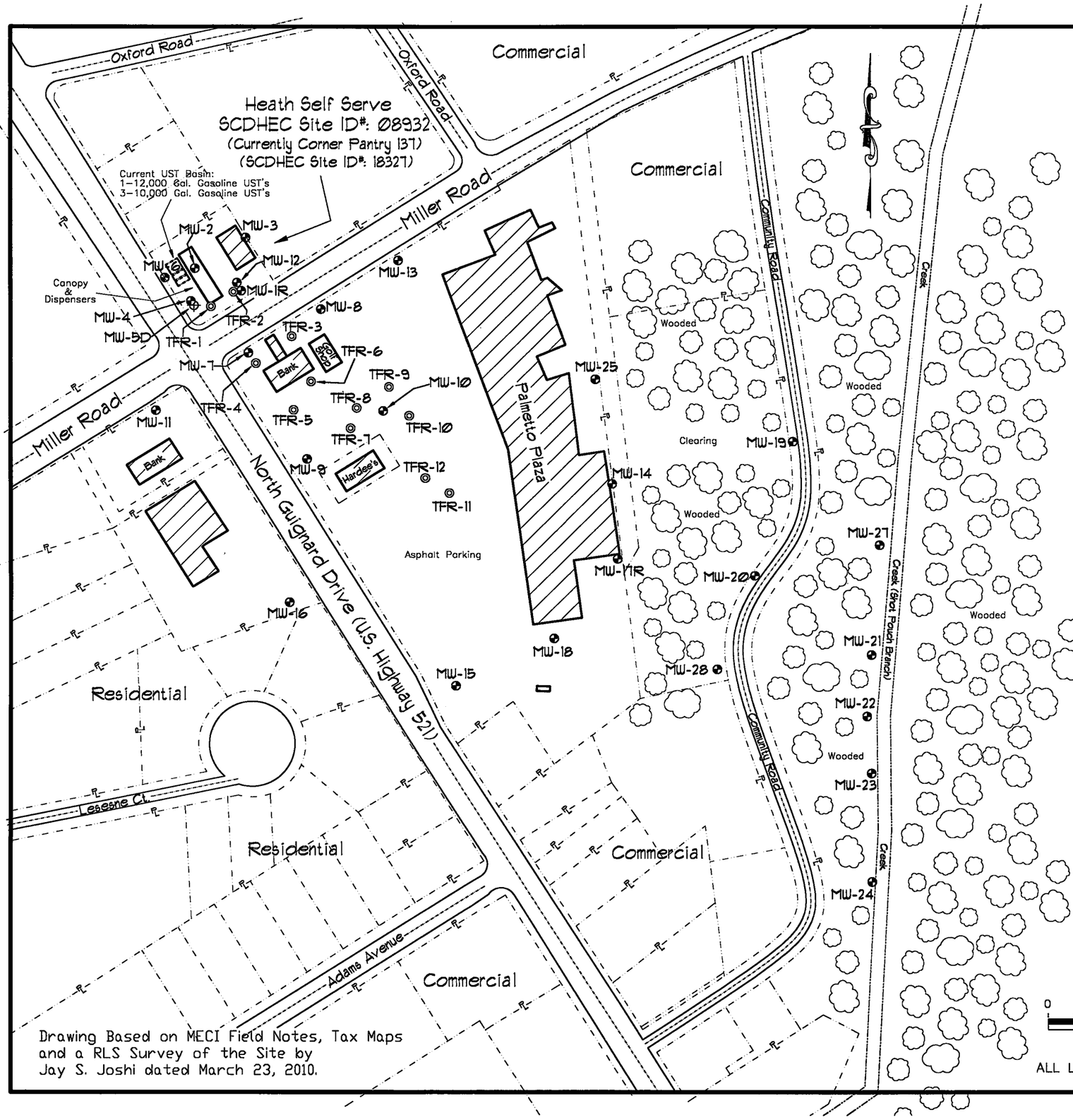

Drawing Based on MECI Field Notes, Tax Maps and a RLS Survey of the Site by Jay S. Joshi dated March 23, 2010.

Explanation:

- Location of Water Table Bracketing Monitoring Well
- Location of 4-inch Recovery Well
- Location of Double Cased Monitoring Well
- Estimated Location of Existing Underground Storage Tanks
- Property Line

Groundwater Elevation Data

Well #	Date Sampled	Depth to Water (feet)	Well Head Elevation	Groundwater Elevation
MW-1R	3/17/10	16.51	171.85	155.34
MW-11R	3/17/10	15.19	170.33	155.14
MW-17R	3/17/10	11.73	163.81	152.08
MW-19	3/17/10	3.38	149.34	145.96
MW-28	3/17/10	4.81	153.73	148.92

Notes:

Depth to groundwater measured on March 17, 2010.

COC Concentration Data

Sample #	Benzene (ug/l)	Toluene (ug/l)	Ethylbenzene (ug/l)	Total Xylenes (ug/l)	Total BTEX (ug/l)	MTBE (ug/l)	Napthalene (ug/l)
MW-1R	2,840	34,800	5,860	28,500	72,000	<250	829
MW-11R	13.0	70.2	36.3	175	294.5	<5.0	<5.0
MW-17R	4,450	6,450	919	3,670	15,489	198	164
MW-19	134	<5.0	<5.0	<10.0	134	12.7	5.0
MW-28	<5.0	<5.0	<5.0	<10.0	BDL	<5.0	<5.0

Notes: Groundwater samples collected on March 17, 2010.
BDL = Below Detection Limits

GRAPHIC SCALE
0 100 200 300 400
1IN = 200FT

ALL LOCATIONS ARE APPROXIMATE

Site Features

Heath Self Serve 2
Sumter, South Carolina
SCDHEC Site ID# 08932

Midlands Environmental Consultants, Inc.

JOB NO. 11-3535
DATE August 22, 2011
FIGURE 3

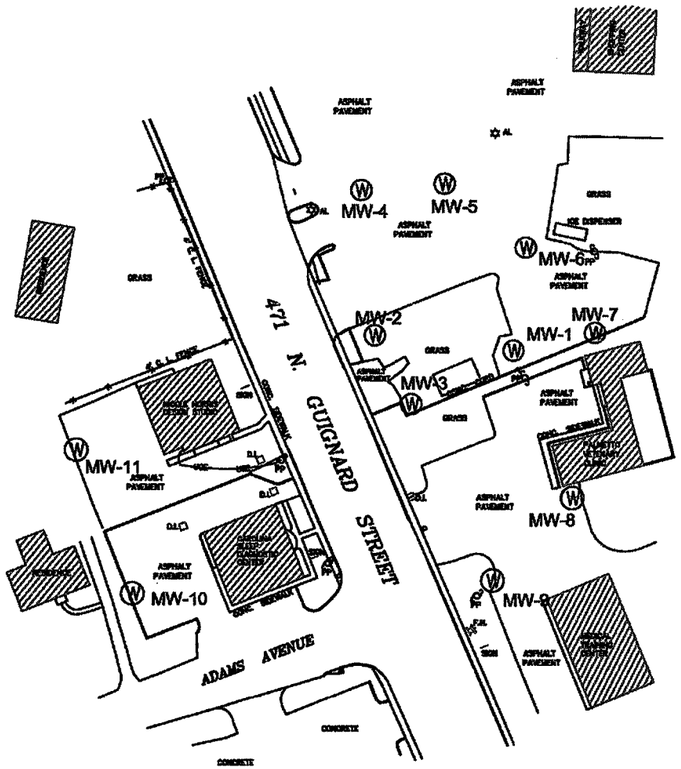

Groundwater Laboratory Analytical Result Summary

Well ID:	Date:	Benzene	Toluene	Ethylbenzene	Xylenes (Total)	Naphthalene	MTBE	1,2 DCA	EDB	Pb	ETBA	Ethanol	ETBE	DIPE	TAA	TAME	TBA	TBF
RBSL	ug/L	5	1000	700	10000	25	40	5	0.005	15	NE	10000	47	180	240	128	1400	NE
MW-1	4/1/2013	<5.0	<5.0	<5.0	<5.0	<5.0	<5.0	<5.0	<0.020	<5.0	<100	<100	<10	<100	<10	<100	<100	<100
MW-2	4/1/2013	*51.4*	55.7	182	349.9	20.8J	<5.0	<5.0	<0.020	<5.0	<100	<100	<10	<100	<10	<100	<100	<100
MW-3	4/1/2013	*324*	*3620*	*1530*	9480	*450*	<5.0	<5.0	<0.020	<5.0	<100	<100	<10	<100	<10	<100	<100	<100
MW-4*	4/1/2013	<5.0	<5.0	<5.0	<5.0	<5.0	<5.0	<5.0	<0.020	<5.0	<100	<100	<10	<100	<10	<100	<100	<100
MW-5	4/1/2013	<5.0	<5.0	<5.0	<5.0	<5.0	<5.0	<5.0	<0.020	<5.0	<100	<100	<10	<100	180	<100	<100	<100
MW-6	4/1/2013	<5.0	<5.0	<5.0	<5.0	<5.0	<5.0	<5.0	<0.020	<5.0	<100	<100	<10	<100	<10	<100	<100	<100
MW-7	4/1/2013	<5.0	<5.0	<5.0	<5.0	<5.0	16.3	<5.0	<0.020	4.6J	<100	<100	<10	<100	<10	<100	<100	<100
MW-8	4/1/2013	*1810*	*5760*	*1260*	5490	*389*	*271*	<5.0	<0.020	<5.0	<100	<100	<10	<100	*2560*	<100	<100	<100
MW-9	4/1/2013	*968*	*8220*	*1590*	8280	*436*	*156*	<5.0	*0.24*	<5.0	<100	<100	<10	<100	<10	<100	<100	<100
MW-10	4/1/2013	<5.0	<5.0	<5.0	<5.0	<5.0	<5.0	<5.0	<0.020	<5.0	<100	<100	<10	<100	<10	<100	<100	<100
MW-11	4/1/2013	<5.0	<5.0	<5.0	<5.0	<5.0	<5.0	<5.0	<0.020	<5.0	<100	<100	<10	<100	<10	<100	<100	<100

Legend

Ⓦ	Monitoring Well
	Structure
	Former UST Basin

Notes

1.Diagram based RLS Survey, Aerial Photographs, MECI Diagram GIS records and CES field notes
2. Objects and Locations with the exception of structures,surface water bodies, water supply wells and monitoring wells are approximate.

GRAPHIC SCALE

60 0 30 60 120

(IN FEET)
As shown

Figure 4
Groundwater Chemicals of Concern Map
Palmetto Plaza Texaco
471 North Guignard Drive
Sumter, SC 29150

Project Mngr: JSR	CRAWFORD ENVIRONMENTAL SERVICES	Project No: 35001170C5.SC
Drawn by: JSR		Date: 4.3.2013
Checked by: HDO	104 Corporate Blvd. Suite 412 West Columbia, SC 29201 803-708-0079 (ph) 803-708-8139 (fx)	Revision: 0
		UST Permit: 12575

Shealy Environmental Services, Inc.

106 Vantage Point Drive
West Columbia, South Carolina 29172
Telephone No. (803) 791-9700 Fax No. (803) 791-9111
www.shealylab.com

SHEALY **Chain of Custody Record** **Number**

Client	Report to Contact	Sampler (Printed Name)	Quote No.
Address	Telephone No. / Fax No. / Email	Waybill No.	Page ___ of ___
City / State / Zip Code	Preservative: 1. Unpres. 4. HNO3 7. NaOH; 2. NaOH/ZnA 5. HCL; 3. H2SO4 6. Na Thio.		
Project Name			
Project Number	P.O Number		

Sample ID / Description (Containers for each sample may be combined on one line)	Date	Time	G=Grab C=Composite	Matrix: GW	DW	WW	S	Other	Analysis												Number of Containers	Bottle (See Instructions on back)	Preservative	Lot No.	Remarks / Cooler ID

Turn Around Time Required (Prior lab approval required for expedited TA)	Sample Disposal	QC Requirements (Specify)	Possible Hazard Identification
☐ Standard ☐ Rush (Please Specify)	☐ Return to Client ☐ Disposal by Lab		☐Non-Hazard ☐Flammable ☐Skin Irritant ☐Poison ☐Unknown

1. Relinquished by / Sampler	Date	Time	1. Received by	Date	Time
2. Relinquished by	Date	Time	2. Received by	Date	Time
3. Relinquished by	Date	Time	3. Received by	Date	Time
4. Relinquished by	Date	Time	4. Laboratory Received by	Date	Time

Note: All samples are retained for six weeks from receipt unless other arrangements are made.

LAB USE ONLY
Received on Ice (Check) ☐ Yes ☐ No ☐ Ice Pack
Receipt Temp. _____ °C
Temp. Blank ☐ Y / ☐ N

D H E C

PROMOTE PROTECT PROSPER

Catherine B. Templeton, Director

Promoting and protecting the health of the public and the environment



MAY 20 2013

BRYAN SHANE
MIDLANDS ENVIRONMENTAL CONSULTANTS
PO BOX 854
LEXINGTON SC 29071

Re: **Notice to Proceed-Groundwater Sampling/QAPP Contractor Addendum Approval**
Groundwater Sampling Contract
Solicitation # IFB-5400002759, PO#4600088529
Heath Self Serve, 501 N Guignard Dr., Sumter, SC
UST Permit #08932; CA#45810 & CA#45811
Sumter County

Dear Mr. Shane:

In accordance with bid solicitation # IFB-5400002759 and the UST Management Division Quality Assurance Program Plan (QAPP), the Site-Specific Contractor Addendum has been reviewed and approved. In accordance with the QAPP, a weekly status report of the project should be provided on a weekly basis via e-mail. If any quality assurance problems arise, you must contact me within 24 hours via phone or e-mail. In addition, a discussion of the problem(s) encountered, including quality assurance problems, the actions taken, and the results must be included in the final report submitted to the UST Management Division.

MECI will perform services at the site on behalf of the site's responsible party (RP); however, payment will be made from the SUPERB Account. The site's RP has no obligation for payment for this scope of work. Please coordinate access to the facility with the property owner. The Department grants pre-approval for transportation of virgin petroleum impacted soil and groundwater from the referenced site to a permitted treatment facility. There can be no spillage or leakage in transport. All investigation-derived waste (IDW) must be properly contained and labeled prior to disposal. A copy of the disposal manifest and/or acceptance letter from the receiving facility that clearly designates the quantity received must be included with the final report. The SUPERB Account will not reimburse for transportation or treatment of soil and/or groundwater with concentrations below RBSLs. **Please note, the final report is due within 3 weeks from the date the site is sampled. If the site is not sampled by the specified due date or the report is not received in the specified time period, a late fee may be imposed.**

The final report should contain the requirements of Section III.2.15 of the bid solicitation. The final report should be submitted to Debra Thoma, the contract manager.

If you have any site-specific questions, please contact me at (803) 896-6633 or via e-mail at ridglect@dhec.sc.gov. If you have any contract specific questions, please contact Debra Thoma at (803) 896-6397 or via e-mail at thomadl@dhec.sc.gov.

Sincerely,

Cathleen Ridgley

Cathleen Ridgley
Corrective Action Section
UST Management Division
Bureau of Land & Waste Management

enc: Approved QAPP Contractor Addendum Signature Page
Approved Cost Agreement (both CAs)

cc: Debra Thoma, Corrective Action Section, UST Management Division
Kelly Maberry, Shealy Environmental, 106 Vantage Point Dr., West Columbia, SC, 29172 (w/ approved CA)
Technical Files (w/ encs.)

Approved Cost Agreement 45811

Facility: 08932 H Q HEATH SELF SERV 2
RIDGLECT
PO Number:

Task / Description	Categories	Item	Description	Qty / Pct	Unit Price	Amount
11 ANALYSES						
	GW GROUNDWATER	A1	BTEXNM+OXYGS+1,2-DCA+ETH-8260B	52.0000	35.00	1,820.00
		F	EDB	52.0000	20.00	1,040.00
				Total Amount		2,860.00

Approved Cost Agreement 45810

Facility: 08932 H Q HEATH SELF SERV 2
RIDGLECT
PO Number:

Task / Description	Categories	Item	Description	Qty / Pct	Unit Price	Amount
04 MOB/DEMOB						
		B	PERSONNEL	4.0000	100.00	400.00
10 SAMPLE COLLECTION						
		A	GROUND WATER	43.0000	4.50	193.50
		C	WATER SUPPLY	3.0000	2.00	6.00
		H	FIELD BLANK	2.0000	2.00	4.00
17 DISPOSAL						
		A	WASTEWATER	1,000.0000	0.10	100.00
18 MISCELLANEOUS						
			QAPP PREP	1.0000	0.00	0.00
				Total Amount		703.50

Section A: Project Management

A1 Title and Approval Page

Quality Assurance Project Plan
Addendum to the SC DHEC UST Programmatic QAPP
For
Heath Self Serve, SCDHEC Site ID# 08932

501 North Guignard Drive, Sumter, South Carolina

Prepared by:
Courtney M. Sanders
Project Biologist
Midlands Environmental Consultants, Inc.
(Certified Site Rehabilitation Contractor UCC-0009)
235-B Dooley Road
Lexington, SC 29073
(803)808-2043

Date: May 1, 2013

Approvals

Cathleen Ridgley SC DHEC Project Manager	Signature	Date 5/16/13
Courtney M. Sanders Contractor QA Manager	Signature	Date 5.2.13
Jeff L. Coleman Site Rehabilitation Contractor	Signature	Date 5/2/13
Daniel J. Wright Laboratory Director	Signature	Date 05/01/2013

Chs one of our releases? Th Az

D H E C

PROMOTE PROTECT PROSPER

South Carolina Department of Health and Environmental Control

RECEIVED

NOV 1 8 2002

UNDERGROUND STORAGE TANK PROGRAM

MEMORANDUM

TO: Art Shrader, Director, Assessment and Corrective Action

FROM: Tracy Shelley, M.S., HHE
Program Manager
Division of Health Hazard Evaluation

JOHN ABERNATHY

B. Tom Knight, P.G.
Section Manager
Groundwater Quality Section

DATE: May 15, 2002

08932

RE: Health Consultation for Health Self-Serve #2-Unnamed Tributary

The Division of Health Hazard Evaluation (HHE) has completed its evaluation of the surface water monitoring data for an unnamed tributary in Sumter, Sumter County, South Carolina. The unnamed tributary is in a mixed commercial/residential area in Sumter. The tributary is really a small drainage ditch that flows out of a swampy area, under a road and enters Pouch Creek. The area near the road is overgrown with vegetation and subsequently, not easily accessible.

Two samples were collected, one at the road and the other just before the tributary enters Pouch Creek. The concentrations of volatile organic compounds were markedly different between the two samples. The concentrations in the first sample nearest the road, contained high levels of benzene (505 μg/L), and much lower levels of toluene (1.28 μg/L), ethylbenzene (8.41 μg/L), xylene (9.32 μg/L), and methyl-tertiary-butyl ether (MTBE) (10.7 μg/L). The second sample only contained very low levels of benzene (1.29 ug/L). Benzene was the only chemical present at levels above the United States Environmental Protection Agency's Maximum Contaminant Level (MCL). MCLs are based on a lifetime of exposure and HHE uses them as a screening level to determine if the data need further evaluation.

JST DOCKET AS tech

Even though the concentration of benzene in one of the samples exceeded the MCL, wading in the creek should pose minimal risk. The contamination does not appear to be extensive, as the chemical concentrations drop dramatically in the second sample. In addition, the ditch is very shallow and is not large enough to wade more than shin deep. It is not easily accessible because the area is heavily vegetated.

Based on the most current data available, an advisory for this unnamed tributary is not warranted. Although the concentration of benzene was very high in one of the samples, it is not likely that a child or an adult is going to wade in the ditch on a daily basis. The estimated dose used in this assessment, assumes that a child would wade or swim in the ditch for an hour every day. In addition, the concentration of benzene drops dramatically to levels below the MCL, in the sample collected further downstream. If contact were to occur, it would be limited. Therefore contact with water in this ditch does not pose a risk to public health.

There may, however, be surface water quality concerns that need to be addressed. It is recommended that an ongoing, periodic monitoring program of the surface water body be established. HHE will review any additional environmental monitoring data collected during any future investigations.

Midlands
Environmental
Consultants, Inc.

August 22, 2013



Ms. Debra Thoma, Hydrogeologist
Corrective Action Section
Underground Storage Tank Program
Bureau of Land and Waste Management
South Carolina Department of Health
and Environmental Control
2600 Bull Street
Columbia, South Carolina 29201



Subject: Report of Groundwater Sampling
H Q Heath Self Serve 2
501 N Guignard Drive
Sumter, South Carolina
SCDHEC Site ID Number 08932; CA # 45810
MECI Project Number 13-4443
Certified Site Rehabilitation Contractor UCC-0009

Dear Ms. Thoma,

Midlands Environmental Consultants Inc. (MECI) is pleased to submit the attached Report of Groundwater Sampling for the referenced site. This report describes site activities conducted at the site in general accordance with South Carolina Department of Health and Environmental Control's (SCDHEC) Quality Assurance Program Plan for the Underground Storage Tank Management Division (QAPP).

PROJECT INFORMATION

The subject site (Heath Self Serve) is located at 501 North Guignard Drive, Sumter, South Carolina. The subject site previously maintained on 550 gallon waste oil underground storage tank (UST), one 1,000 gallon UST of unknown product, one 3,000 gallon multiple hydrocarbons UST, six 3,000 gallon gasoline UST's, one 6,000 gasoline UST, and one 10,000 gallon gasoline UST. The South Carolina Department of Health and Environmental Control (SCDHEC) reported two releases of petroleum product from the subject site. The first release was reported in July of 1996 and confirmed in August of 1996. The second release was reported and confirmed in October of 1999. The second release was issued a "Conditional No Further Action" (CFNA) in December of 1999.

The above information is based on reports and correspondence obtained from MECI field notes and SCDHEC files.

MONITORING WELL SAMPLING AND CHEMICAL ANALYSIS

On August 01 2013, MECI personnel collected twenty six (26) monitoring well samples and three (3) surface water samples at the subject site. At the request of the SCDHEC Project Manager ten (10)

monitoring wells associated with the release at Palmetto Plaza Texaco (SCDHEC Permit #12575) were sampled. Monitoring wells MW-20, MW-21, MW-22, MW-23, MW-24, and MW-27 were not sampled due to water associated with the flooded creek covering these wells. Monitoring wells MW-9, MW-10, TFR-5, TFR-7, and TFR-8 were previously abandoned due to construction. Monitoring well TFR-12 was gauged and determined to contain free phase petroleum product at a thickness of 0.03 feet. Monitoring well MW-4 was gauged and determined to be dry at the time of sampling. Monitoring well MW-26 was not sampled because it was historically not located, therefore not on the map. Please note monitoring well MW-4 (12575) does not exist; it is the same as monitoring well MW-15 installed in association with the subject site. MECI personnel utilized an electronic water level indicator for water level measurements and an oil/water interface probe for free phase petroleum product level measurements. Based on a request by SCDHEC personnel, all of the wells were to be purged prior to sampling. Purging was completed by bailing at least five well volumes of water from the well, until pH, conductivity, dissolved oxygen stabilized to within 10%, or all water was evacuated from the well, whichever occurred first. Sampling/purging was completed utilizing a prepackaged, clear, disposable polyethylene bailer and nylon rope. A new set of nitrile gloves were worn at each monitoring well, and at all time samples were handled. Field measurements of pH, conductivity, dissolved oxygen, water temperature, and turbidity were obtained before well sampling process. MECI utilized YSI550A meter for DO (mg/L) and temperature readings (°C), YSI63 meters for pH and conductivity (uS) readings and a MicroTPI/TPW turbidimeter for turbidity readings (NTU). The attached Field Data Information Sheets presents the results of the field measurements obtained. The wells were sampled in accordance with SCDHEC's Quality Assurance Program Plan for the Underground Storage Tank Management Division (QAPP, Dated April 2013) and MECI's Standard Operating Procedures (MECI SOP, Dated August, 2011).

Groundwater samples obtained were sent to Shealy Environmental Services, Inc. of West Columbia, SC (SCDHEC Laboratory Certification #32010) for analysis.

The following sampling matrix contains well development and requested analyses for each well:

Monitoring Well	Purge	No Purge	Gauge Only	Not Sampled	Abandoned	BTEX, Naphthalene, MTBE (EPA Method 8260-B)	EDB (EPA Method 8011)	1,2 DCA (EPA Method 8260-B)	8 Oxygenates (EPA Method 8260-B)	Total Lead (EPA Method 6010)	Sulfate (EPA Method 375.2)	Nitrate (EPA Method 335.2)	Methane (RSK Method)	PAH's (EPA Method 8270)	Ferrous Iron (Field Test)
						Analyte Sampled									
MW-1R	X					X	X	X	X						
MW-2	X					X	X	X	X						
MW-3	X					X	X	X	X						
MW-4			X												
MW-5D	X					X	X	X	X						
MW-6		X				X	X	X	X						
MW-7	X					X	X	X	X						
MW-8	X					X	X	X	X						
MW-9					X										
MW-10					X										
MW-11R	X					X	X	X	X						
MW-12	X					X	X	X	X						

Notes: BTEX = benzene, toluene, ethylbenzene, & total xylenes MTBE=methyl tertiary butyl ether 1,2 DCA = 1,2 dicloroethane
PAH = polycyclic aromatic hydrocarbons
Trip Blank provided by Shealy Environmental, temperature obtained upon receipt at Laboratory

Monitoring Well	Purge	No Purge	Gauge Only	Not Sampled	Abandoned	BTEX, Naphthalene, MTBE (EPA Method 8260-B)	EDB (EPA Method 8011)	1,2 DCA (EPA Method 8260-B)	8 Oxygenates (EPA Method 8260-B)	Total Lead (EPA Method 6010)	Sulfate (EPA Method 375.2)	Nitrate (EPA Method 335.2)	Methane (RSK Method)	PAH's (EPA Method 8270)	Ferrous Iron (Field Test)
						Analyte Sampled									
MW-13	X					X	X	X	X						
MW-14	X					X	X	X	X						
MW-15	X					X	X	X	X						
MW-16	X					X	X	X	X						
MW-17R	X					X	X	X	X						
MW-18	X					X	X	X	X						
MW-19	X					X	X	X	X						
MW-20				X											
MW-21				X											
MW-22				X											
MW-23				X											
MW-24				X											
MW-25	X					X	X	X	X						
MW-26				X											
MW-27				X											
MW-28	X					X	X	X	X						
TFR-1	X					X	X	X	X						
TFR-2	X					X	X	X	X						
TFR-3	X					X	X	X	X						
TFR-4	X					X	X	X	X						
TFR-5					X										
TFR-6	X					X	X	X	X						
TFR-7					X										
TFR-8					X										
TFR-9	X					X	X	X	X						
TFR-10	X					X	X	X	X						
TFR-11	X					X	X	X	X						
TFR-12			X												
MW-1 (12575)	X					X	X	X	X						
MW-2 (12575)	X					X	X	X	X						
MW-3 (12575)	X					X	X	X	X						
MW-4 (12575)				X											
MW-5 (12575)	X					X	X	X	X						
MW-6 (12575)	X					X	X	X	X						
MW-7 (12575)	X					X	X	X	X						
MW-8 (12575)	X					X	X	X	X						
MW-9 (12575)	X					X	X	X	X						
MW-10 (12575)	X					X	X	X	X						

Notes: BTEX = benzene, toluene, ethylbenzene, & total xylenes MTBE=methyl tertiary butyl ether 1,2 DCA = 1,2 dicloroethane
PAH = polycyclic aromatic hydrocarbons
Trip Blank provided by Shealy Environmental, temperature obtained upon receipt at Laboratory

Monitoring Well	Purge	No Purge	Gauge Only	Not Sampled	Abandoned	BTEX, Naphthalene, MTBE (EPA Method 8260-B)	EDB (EPA Method 8011)	1,2 DCA (EPA Method 8260-B)	8 Oxygenates (EPA Method 8260-B)	Total Lead (EPA Method 6010)	Sulfate (EPA Method 375.2)	Nitrate (EPA Method 335.2)	Methane (RSK Method)	PAH's (EPA Method 8270)	Ferrous Iron (Field Test)
						Analyte Sampled									
MW-11 (12575)	X					X	X	X	X						
SW-1						X	X	X	X						
SW-2						X	X	X	X						
SW-3						X	X	X	X						
MW-1R Dup						X	X	X	X						
TFR-2 Dup						X	X	X	X						
MW-1 (12575) Dup						X	X	X	X						
Field Blank						X	X	X	X						
Trip Blank						X		X	X						
Trip Blank (2)						X		X	X						

Notes: BTEX = benzene, toluene, ethylbenzene, & total xylenes MTBE=methyl tertiary butyl ether 1,2 DCA = 1,2 dicloroethane
PAH = polycyclic aromatic hydrocarbons
Trip Blank provided by Shealy Environmental, temperature obtained upon receipt at Laboratory

Purge water produced by the purging process was treated on-site utilizing a granular activated carbon unit. A total of 206.5 gallons of purge water was disposed of in this manner. A disposal manifest for the referenced purge water is attached at the end of this report.

Please feel free to contact us at 803-808-2043 if you have any immediate questions or comments.

Sincerely,
Midlands Environmental Consultants, Inc.

Patrick G. Boylan
Staff Geologist

Courtney M. Sanders
Project Biologist

Attachments:

Contractor Checklist

Item#	Item	Yes	No	N/A
1	Is Facility Name, Permit #, and address provided?	X		
2	Is UST Owner/Operator name, address, & phone number provided?			X
3	Is name, address, & phone number of current property owner provided?			X
4	Is the DHEC Certified UST Site Rehabilitation Contractor's Name, Address, telephone number, and certification number provided?	X		
5	Is the name, address, telephone number, and certification number of the well driller that installed borings/monitoring wells provided?			X
6	Is the name, address, telephone number, and certification number of the certified laboratory(ies) performing analytical analyses provided?	X		
7	Has the facility history been summarized?	X		
8	Has the regional geology and hydrogeology been described?			X
9	Are the receptor survey results provided as required?			X
10	Has current use of the site and adjacent land been described?			X
11	Has the site-specific geology and hydrogeology been described?			X
12	Has the primary soil type been described?			X
13	Have field screening results been described?			X
14	Has a description of the soil sample collection and preservation been detailed?			X
15	Has the field screening methodology and procedure been detailed?			X
16	Has the monitoring well installation and development dates been provided?			X
17	Has the method of well development been detailed?			X
18	Has justification been provided for the locations of the monitoring wells?			X
19	Have the monitoring wells been labeled in accordance with the UST QAPP guidelines?			X
20	Has the groundwater sampling methodology been detailed? See MECI SOP	X		
21	Have the groundwater sampling dates and groundwater measurements been provided? See attached Site Activity Summary Sheet	X		
22	Has the purging methodology been detailed? See MECI SOP	X		
23	Has the volume of water purged from each well been provided along with measurements to verify that purging is complete? See attached Field Data Information Sheets	X		
24	If free-product is present, has the thickness been provided? See attached Site Activity Summary Sheets	X		
25	Does the report include a brief discussion of the assessment done and the results?			X
26	Does the report include a brief discussion of the aquifer evaluation and results?			X
27	Does the report include a brief discussion of the fate & transport models used?			X

Item#	Item	Yes	No	N/A
28	Are the site-conceptual model tables included? (Tier 1 Risk Evaluation)			X
29	Have the exposure pathways been analyzed? (Tier 2 Risk Evaluation)			X
30	Have the SSTLs for each compound and pathway been calculated? (Tier 2 Risk Evaluation)			X
31	Have recommendations for further action been provided and explained?			X
32	Has the soil analytical data for the site been provided in tabular format? (Table 1)			X
33	Has the potentiometric data for the site been provided in tabular format? (Table 2)			X
34	Has the current and historical laboratory data been provided in tabular format?			X
35	Have the aquifer characteristics been provided and summarized on the appropriate form?			X
36	Have the Site conceptual model tables been included? (Tier 1 Risk Evaluation)			X
37	Has the topographic map been provided with all required elements? (Figure 1)	X		
38	Has the site base map been provided with all required elements? (Figure 2)	X		
39	Have the CoC site maps been provided? (Figure 3 & Figure 4)			X
40	Has the site potentiometric map been provided? (Figure 5)			X
41	Have the geologic cross-sections been provided? (Figure 6)			X
42	Have maps showing the predicted migration of the CoCs through time been provided? (Tier 2 Risk Evaluation)			X
43	Has the site survey been provided and include all necessary elements? (Appendix A)			X
44	Have the sampling logs, chain of custody forms, and the analytical data package been included with all required elements? (Appendix B)	X		
45	Is the laboratory performing the analyses properly certified?	X		
46	Has the tax map been included with all necessary elements? (Appendix C)			X
47	Have the soil boring/field screening logs been provided? (Appendix D)			X
48	Have the well completion logs and SCDHEC Form 1903 been provided? (Appendix E)			X
49	Have the aquifer evaluation forms, data, graphs, equations, etc. been provided? (Appendix F)			X
50	Have the disposal manifests been provided? See attached	X		
51	Has a copy of the local zoning regulations been provided? (Appendix H)			X
52	Has all fate and transport modeling been provided? (Appendix I)			X
53	Have copies of all access agreements obtained by the contractor been provided? (Appendix J)			X
54	Has a copy of this form been attached to the final report and are explanations for any missing or incomplete data been provided?	X		

Site Activity Summary

UST Permit #:	08932
Facility Name:	Heath Self Serve
County:	Sumter
Field Personnel:	C. Lashley, G. Globensky, K. Pudney, P. Boylan

Midlands Environmental Consultants, Inc.
235-B Dooley Road, Lexington, SC 29073
(803) 808-2043 fax: 808-2048

Sample ID	Sampled?	Date	Time	Screened Interval	Depth to Product (ft)	Depth to Water (ft)	Product Thickness (ft)	DO (mg/l)	# Gals. Purged	Comments
MW-1R	Y	8/1/13	11:03	12-22	***	17.30	***	0.66	4.0	Odor
MW-2	Y	8/1/13	13:28	14-24	***	16.61	***	0.46	6.0	Odor
MW-3	Y	8/1/13	11:33	14-24	***	17.93	***	0.71	4.0	No Odor
MW-4	N	***	***	14-24	***	***	***	***	***	Dry; Possibly Obstructed
MW-5D	Y	8/1/13	12:50	40-45	***	16.95	***	3.10	17.0	No Odor
MW-6	Y	8/1/13	13:00	12-22	***	16.87	***	0.34	***	No Odor; Unable to Purge; Obstruction at 17.80 Feet
MW-7	Y	8/1/13	12:05	12-22	***	16.68	***	1.33	1.5	Odor; Sheen
MW-8	Y	8/1/13	12:21	13-23	***	17.55	***	0.85	1.0	Odor; Sheen
MW-9	N	***	***	13-23	***	***	***	***	***	Previously Abandoned
MW-10	N	***	***	13-23	***	***	***	***	***	Previously Abandoned
MW-11R	Y	8/1/13	10:20	12-22	***	15.54	***	1.07	1.5	Odor
MW-12	Y	8/1/13	10:40	10-20	***	17.14	***	***	4.0	Odor; Sheen; Four Inch Well
MW-13	Y	8/1/13	12:27	13-23	***	17.97	***	4.81	1.0	No Odor
MW-14	Y	8/1/13	10:17	10-20	***	11.81	***	3.72	2.0	No Odor
MW-15	Y	8/1/13	10:28	8-18	***	10.53	***	3.33	2.0	No Odor
									44.0	**TOTAL GALLONS PURGED**

Site Activity Summary

UST Permit #:	08932
Facility Name:	Heath Self Serve
County:	Sumter
Field Personnel:	C. Lashley, G. Globensky, K. Pudney, P. Boylan

Midlands Environmental Consultants, Inc.
235-B Dooley Road, Lexington, SC 29073
(803) 808-2043 fax: 808-2048

Sample ID	Sampled?	Date	Time	Screened Interval	Depth to Product (ft)	Depth to Water (ft)	Product Thickness (ft)	DO (mg/l)	# Gals. Purged	Comments
MW-16	Y	8/1/13	10:10	10-20	***	12.55	***	4.31	2.5	No Odor
MW-17R	Y	8/1/13	10:27	10-20	***	11.65	***	1.30	2.0	No Odor
MW-18	Y	8/1/13	10:43	10-20	***	12.20	***	2.53	3.0	No Odor
MW-19	Y	8/1/13	9:55	13-23	***	3.04	***	1.30	4.0	No Odor
MW-20	N	***	***	3-13	***	***	***	***	***	Creek Flooded; Well cover by Standing Water
MW-21	N	***	***	3-8	***	***	***	***	***	Creek Flooded; Well cover by Standing Water
MW-22	N	***	***	3-8	***	***	***	***	***	Creek Flooded; Well cover by Standing Water
MW-23	N	***	***	13-25	***	***	***	***	***	Creek Flooded; Well cover by Standing Water
MW-24	N	***	***	13-23	***	***	***	***	***	Creek Flooded; Well cover by Standing Water
MW-25	Y	8/1/13	12:10	6-16	***	9.16	***	2.08	2.0	No Odor
MW-26	N	***	***	5-15	***	***	***	***	***	Historically Not Located; Not on Map
MW-27	N	***	***	6-16	***	***	***	***	***	Creek Flooded; Well cover by Standing Water
MW-28	Y	8/1/13	9:47	2-12	***	1.51	***	1.35	2.0	No Odor; Stick up height 2.28 Feet
TFR-1	Y	8/1/13	12:05	TD: 24.40	***	17.31	***	***	22.0	Odor; Sheen; Four Inch Well
TFR-2	Y	8/1/13	11:30	TD: 24.00	***	17.10	***	***	15.0	Odor; Sheen; Four Inch Well
									96.5	**TOTAL GALLONS PURGED**

Site Activity Summary

UST Permit #: 08932
Facility Name: Heath Self Serve
County: Sumter
Field Personnel: C. Lashley, G. Globensky, K. Pudney, P. Boylan

Midlands Environmental Consultants, Inc.
235-B Dooley Road, Lexington, SC 29073
(803) 808-2043 fax: 808-2048

Sample ID	Sampled?	Date	Time	Screened Interval	Depth to Product (ft)	Depth to Water (ft)	Product Thickness (ft)	DO (mg/l)	# Gals. Purged	Comments
TFR-3	Y	8/1/13	12:17	TD: 25.20	***	16.92	***	***	13.0	Odor; Sheen; Four Inch Well
TFR-4	Y	8/1/13	11:56	TD:24.30	***	16.87	***	***	10.0	Odor; Sheen; Four Inch Well
TFR-5	N	***	***	***	***	***	***	***	***	Previosly Abandoned
TFR-6	Y	8/1/13	11:45	TD:22.18	***	16.80	***	***	11.0	Odor; Sheen; Four Inch Well
TFR-7	N	***	***	***	***	***	***	***	***	Previosly Abandoned
TFR-8	N	***	***	***	***	***	***	***	***	Previosly Abandoned
TFR-9	Y	8/1/13	11:29	TD:25.01	***	16.10	***	0.46	11.0	Odor; Four Inch Well
TFR-10	Y	8/1/13	11:05	TD:18.61	***	16.08	***	0.78	2.0	Odor; Four Inch Well
TFR-11	Y	8/1/13	10:59	TD:25.03	***	15.33	***	1.00	16.0	Odor; Four Inch Well
TFR-12	N	***	***	***	15.56	15.59	0.03	***	***	Product
MW-1 (12575)	Y	8/1/13	13:53	TD: 18.00	***	8.19	***	2.78	2.0	Odor
MW-2 (12575)	Y	8/1/13	13:05	TD: 18.04	***	7.31	***	0.67	5.0	Odor; Sheen
MW-3 (12575)	Y	8/1/13	13:12	TD: 18.49	***	7.91	***	0.59	4.0	Odor
MW-4 (12575)	N	***	***	***	***	***	***	***	***	Well Does Not Exist
MW-5 (12575)	Y	8/1/13	14:15	TD: 20.00	***	11.00	***	2.17	6.0	No Odor
									176.5	**TOTAL GALLONS PURGED**

Site Activity Summary

UST Permit #: 08932
Name: Heath Self Serve
County: Sumter
Personnel: C. Lashley, G. Globensky, K. Pudney, P. Boylan

Midlands Environmental Consultants, Inc.
235-B Dooley Road, Lexington, SC 29073
(803) 808-2043 fax: 808-2048

Sample ID	Sampled?	Date	Time	Screened Interval	Depth to Product (ft)	Depth to Water (ft)	Product Thickness (ft)	DO (mg/l)	# Gals. Purged	Comments
MW-6 (12575)	Y	8/1/13	14:10	TD: 20.00	***	10.60	***	3.02	3.0	No Odor
MW-7 (12575)	Y	8/1/13	13:59	TD: 20.00	***	8.46	***	4.13	6.0	No Odor
MW-8 (12575)	Y	8/1/13	13:48	TD: 20.00	***	5.00	***	4.06	6.0	No Odor
MW-9 (12575)	Y	8/1/13	12:49	TD: 17.70	***	4.41	***	0.83	3.0	Slight Odor
MW-10 (12575)	Y	8/1/13	13:27	TD: 18.00	***	6.14	***	3.31	6.0	No Odor
MW-11 (12575)	Y	8/1/13	13:38	TD: 18.00	***	6.90	***	0.89	6.0	No Odor
SW-1	Y	8/1/13	10:00	***	***	***	***	***	***	Surface Water Sample
SW-2	Y	8/1/13	10:05	***	***	***	***	***	***	Surface Water Sample
SW-3	Y	8/1/13	10:10	***	***	***	***	***	***	Surface Water Sample
MW-1R Duplicate	Y	8/1/13	11:03	***	***	***	***	***	***	Duplicate Sample
TFR-2 Duplicate	Y	8/1/13	11:30	***	***	***	***	***	***	Duplicate Sample
MW-1(12575) Duplicate	Y	8/1/13	13:53	***	***	***	***	***	***	Duplicate Sample
Field Blank	Y	8/1/13	13:05	***	***	***	***	***	***	Field Blank
Trip Blank	Y	8/1/13	14:30	***	***	***	***	***	***	Trip Blank
Trip Blank (2)	Y	8/1/13	14:31	***	***	***	***	***	***	Trip Blank
									206.5	**TOTAL GALLONS PURGED**

South Carolina Department of Health and Environmental Control
Bureau of Land and Waste Management Underground Storage Tank Program

Field Data Information Sheet for Groundwater Sampling

Date (mm/dd/yy): 8/1/2013

Field Personnel: C. Lashley, G. Globensky, K. Pudney, P. Boylan

General Weather Conditions: Overcast

Ambient Air Temperature: 25.5 °C

Quality Assurance

pH/Conductivity Meter		**DO Meter**	
YSI 63		**YSI 550A**	
09C 101302		04L 2026AK	
10K 101895		08B 101895	
07M 100905	X	04A 0912AI	X
Calibration Buffer:	4, 7, & 10		

Chain of Custody

Relinquished by	Date/Time	Received by	Date/Time

Facility Name: Heath Self Serve

Site ID#: 08932 **Monitoring Well #** MW-1R

Water Supply Well **Public** _____ **Private** _____

Monitoring Well Diameter (D): 2 inches

Conversion Factor (C): 3.14 x $(D/2)^2$ for a 2 inch well C=0.163
for a 4 inch well C=0.652

* Free Product Thickness:				feet
Depth to Free Product (DFP)				feet
Depth to Ground Water (DGW)	17.30			feet
Total Well Depth (TWD)	22			feet
Length of the water column (LWC=TWD-DGW)			4.7	feet
1 casing volume (CV=LWC X C)=	____ X	0.163	0.77	gallons
5 casing volume (5 X CV)=		5	3.83	gallons

Total Volume of Water Purged Before Sampling 4 gals.

*If free product is present over 1/8 inch, sampling will not be required.

Cumulative Volume Purged (gallons)	Inital	1st Vol	2nd Vol	3rd Vol	4th Vol	5th Vol	Post Sampling	
Time (military)	10:46	10:48	10:53	10:55	10:59	11:03		
pH (s.u.)	5.63	5.61	5.59	5.60	5.60	5.61		
Specific Conductivity (µmhos/cm)	75.9	75.5	75.2	75.1	75.0	74.2		
Water Temperature (°C)	24.1	23.7	23.3	24.1	23.0	22.1		
Dissolved Oxygen	0.66	0.60	0.55	0.53	0.47	0.34		
Turbidity (NTU)	18.41	36.24	68.41	103.1	124.7	209.8		
PID readings, if required								

Remarks: Sample Time: 11:03 **Duplicated Sample**

South Carolina Department of Health and Environmental Control
Bureau of Land and Waste Management Underground Storage Tank Program

Field Data Information Sheet for Groundwater Sampling

Date (mm/dd/yy): 8/1/2013

Field Personnel: C. Lashley, G. Globensky, K. Pudney, P. Boylan

General Weather Conditions: Overcast

Ambient Air Temperature: 25.5 °C

Quality Assurance

pH/Conductivity Meter		**DO Meter**	
YSI 63		**YSI 550A**	
09C 101302		04L 2026AK	
10K 101895		08B 101895	
07M 100905	X	04A 0912AI	X
Calibration Buffer:	4, 7, & 10		

Chain of Custody

Relinquished by Date/Time Received by Date/Time

Facility Name: Heath Self Serve

Site ID#: 08932 **Monitoring Well #** MW-2

Water Supply Well **Public** _____ **Private** _____

Monitoring Well Diameter (D): 2 inches

Conversion Factor (C): 3.14 x $(D/2)^2$ for a 2 inch well C=0.163
for a 4 inch well C=0.652

* Free Product Thickness:				feet
Depth to Free Product (DFP)				feet
Depth to Ground Water (DGW)	16.61			feet
Total Well Depth (TWD)	24			feet
Length of the water column (LWC=TWD-DGW)			7.39	feet
1 casing volume (CV=LWC X C)=	____ X	0.163	1.20	gallons
5 casing volume (5 X CV)=		5	6.02	gallons

Total Volume of Water Purged Before Sampling 6 gals.

*If free product is present over 1/8 inch, sampling will not be required.

Cumulative Volume Purged (gallons)	Inital	1st Vol	2nd Vol	3rd Vol	4th Vol	5th Vol	Post Sampling	
Time (military)	13:10	13:14	13:18	13:21	13:24	13:28		
pH (s.u.)	5.96	6.12	6.01	5.74	5.81	5.89		
Specific Conductivity (µmhos/cm)	110.8	98.4	81.4	75.2	76.1	77.5		
Water Temperature (°C)	22.7	22.1	21.5	21.7	21.3	21.1		
Dissolved Oxygen	0.46	1.15	2.47	2.89	2.99	3.05		
Turbidity (NTU)	19.21	68.41	201.1	286.4	384.1	489.2		
PID readings, if required								

Remarks: Sample Time: 13:28

South Carolina Department of Health and Environmental Control
Bureau of Land and Waste Management Underground Storage Tank Program

Field Data Information Sheet for Groundwater Sampling

Date (mm/dd/yy): 8/1/2013

Field Personnel: C. Lashley, G. Globensky, K. Pudney, P. Boylan

General Weather Conditions: Overcast

Ambient Air Temperature: 25.5 °C

Quality Assurance

pH/Conductivity Meter		**DO Meter**	
YSI 63		**YSI 550A**	
09C 101302		04L 2026AK	
10K 101895		08B 101895	
07M 100905	X	04A 0912AI	X
Calibration Buffer:	4, 7, & 10		

Chain of Custody

Relinquished by Date/Time Received by Date/Time

Facility Name: Heath Self Serve

Site ID#: 08932 **Monitoring Well #** MW-3

Water Supply Well **Public** _____ **Private** _____

Monitoring Well Diameter (D): 2 inches

Conversion Factor (C): 3.14 x $(D/2)^2$ for a 2 inch well C=0.163
for a 4 inch well C=0.652

* Free Product Thickness:			feet
Depth to Free Product (DFP)			feet
Depth to Ground Water (DGW)	17.93		feet
Total Well Depth (TWD)	24		feet
Length of the water column (LWC=TWD-DGW)		6.07	feet
1 casing volume (CV=LWC X C)= ____ X	0.163	0.99	gallons
5 casing volume (5 X CV)=	5	4.95	gallons

Total Volume of Water Purged Before Sampling 4 gals.

*If free product is present over 1/8 inch, sampling will not be required.

Cumulative Volume Purged (gallons)	Inital	1st Vol	2nd Vol	3rd Vol	4th Vol	5th Vol	Post Sampling	
Time (military)	11:20	11:22	11:26	11:29	11:33			
pH (s.u.)	4.82	4.64	4.51	4.47	4.39			
Specific Conductivity (µmhos/cm)	27.6	25.4	23.6	22.1	21.3			
Water Temperature (°C)	20.8	20.1	19.8	19.4	19.5			
Dissolved Oxygen	0.71	1.18	1.64	2.15	2.45			
Turbidity (NTU)	20.14	68.41	89.63	181.2	207.1			
PID readings, if required								

Remarks: Sample Time: 11:33 **Dry at 4.0 gallons**

South Carolina Department of Health and Environmental Control
Bureau of Land and Waste Management Underground Storage Tank Program

Field Data Information Sheet for Groundwater Sampling

Date (mm/dd/yy): 8/1/2013

Field Personnel: C. Lashley, G. Globensky, K. Pudney, P. Boylan

General Weather Conditions: Overcast

Ambient Air Temperature: 25.5 °C

Quality Assurance

pH/Conductivity Meter		**DO Meter**	
YSI 63		**YSI 550A**	
09C 101302		04L 2026AK	
10K 101895		08B 101895	
07M 100905	X	04A 0912AI	X
Calibration Buffer:	4, 7, & 10		

Chain of Custody

Relinquished by	Date/Time	Received by	Date/Time

Facility Name: Heath Self Serve

Site ID#: 08932 **Monitoring Well #** MW-5D

Water Supply Well **Public** _____ **Private** _____

Monitoring Well Diameter (D): 2 inches

Conversion Factor (C): 3.14 x $(D/2)^2$ for a 2 inch well C=0.163
for a 4 inch well C=0.652

* Free Product Thickness:				feet
Depth to Free Product (DFP)				feet
Depth to Ground Water (DGW)	16.95			feet
Total Well Depth (TWD)	45			feet
Length of the water column (LWC=TWD-DGW)			28.05	feet
1 casing volume (CV=LWC X C)=	____ X	0.163	4.57	gallons
5 casing volume (5 X CV)=		5	22.86	gallons

Total Volume of Water Purged Before Sampling 17 gals.

*If free product is present over 1/8 inch, sampling will not be required.

Cumulative Volume Purged (gallons)	Inital	1st Vol	2nd Vol	3rd Vol	4th Vol	5th Vol	Post Sampling	
Time (military)	12:10	12:20	12:30	12:40	12:50			
pH (s.u.)	6.09	5.51	5.41	3.58	5.34			
Specific Conductivity (µmhos/cm)	33.5	33.9	34.3	34.7	35.2			
Water Temperature (°C)	23.8	23.1	22.5	22.7	21.8			
Dissolved Oxygen	3.10	1.18	1.35	1.37	1.35			
Turbidity (NTU)	18.14	36.18	69.74	112.1	110.1			
PID readings, if required								

Remarks: Sample Time: 12:50 **10% at 17 gallons**

South Carolina Department of Health and Environmental Control
Bureau of Land and Waste Management Underground Storage Tank Program

Field Data Information Sheet for Groundwater Sampling

Date (mm/dd/yy): 8/1/2013

Field Personnel: C. Lashley, G. Globensky, K. Pudney, P. Boylan

General Weather Conditions: Overcast

Ambient Air Temperature: 25.5 °C

Quality Assurance

pH/Conductivity Meter		**DO Meter**	
YSI 63		**YSI 550A**	
09C 101302		04L 2026AK	
10K 101895		08B 101895	
07M 100905	X	04A 0912AI	X
Calibration Buffer:	4, 7, & 10		

Chain of Custody

Relinquished by Date/Time Received by Date/Time

Facility Name: Heath Self Serve

Site ID#: 08932 **Monitoring Well #** MW-6

Water Supply Well **Public** _____ **Private** _____

Monitoring Well Diameter (D): 2 inches

Conversion Factor (C): 3.14 x $(D/2)^2$ for a 2 inch well C=0.163
for a 4 inch well C=0.652

* Free Product Thickness:				feet
Depth to Free Product (DFP)				feet
Depth to Ground Water (DGW)	16.87			feet
Total Well Depth (TWD)	22			feet
Length of the water column (LWC=TWD-DGW)			5.13	feet
1 casing volume (CV=LWC X C)=	____ X	0.163	0.84	gallons
5 casing volume (5 X CV)=		5	4.18	gallons

Total Volume of Water Purged Before Sampling 4 gals.

*If free product is present over 1/8 inch, sampling will not be required.

Cumulative Volume Purged (gallons)	Inital	1st Vol	2nd Vol	3rd Vol	4th Vol	5th Vol	Post Sampling	
Time (military)	13:00							
pH (s.u.)	5.40							
Specific Conductivity (µmhos/cm)	65.8							
Water Temperature (°C)	23.7							
Dissolved Oxygen	0.34							
Turbidity (NTU)	341.6							
PID readings, if required								

Remarks: Sample Time: 13:00 **Unable to purge, obstruction at 17.80 ft**

South Carolina Department of Health and Environmental Control
Bureau of Land and Waste Management Underground Storage Tank Program

Field Data Information Sheet for Groundwater Sampling

Date (mm/dd/yy): 8/1/2013

Field Personnel: C. Lashley, G. Globensky, K. Pudney, P. Boylan

General Weather Conditions: Overcast

Ambient Air Temperature: 25.5 °C

Quality Assurance

pH/Conductivity Meter		**DO Meter**	
YSI 63		**YSI 550A**	
09C 101302		04L 2026AK	
10K 101895		08B 101895	
07M 100905	X	04A 0912AI	X
Calibration Buffer:	4, 7, & 10		

Chain of Custody

Relinquished by	Date/Time	Received by	Date/Time

Facility Name: Heath Self Serve

Site ID#: 08932 **Monitoring Well #** MW-7

Water Supply Well **Public** _____ **Private** _____

Monitoring Well Diameter (D): 2 inches

Conversion Factor (C): 3.14 x $(D/2)^2$ for a 2 inch well C=0.163
for a 4 inch well C=0.652

* Free Product Thickness:				feet
Depth to Free Product (DFP)				feet
Depth to Ground Water (DGW)	16.68			feet
Total Well Depth (TWD)	22			feet
Length of the water column (LWC=TWD-DGW)			5.32	feet
1 casing volume (CV=LWC X C)= ____ X		0.163	0.87	gallons
5 casing volume (5 X CV)=		5	4.34	gallons

Total Volume of Water Purged Before Sampling 1.5 gals.

*If free product is present over 1/8 inch, sampling will not be required.

Cumulative Volume Purged (gallons)	Inital	1st Vol	2nd Vol	3rd Vol	4th Vol	5th Vol	Post Sampling	
Time (military)	12:01	12:03	12:05					
pH (s.u.)	5.44	Sheen	Sheen					
Specific Conductivity (µmhos/cm)	66.3	Sheen	Sheen					
Water Temperature (°C)	23.5	Sheen	Sheen					
Dissolved Oxygen	1.33	Sheen	Sheen					
Turbidity (NTU)	46.73	Sheen	Sheen					
PID readings, if required								

Remarks: Sample Time: 12:05 **Dry at 1.5 gallons**

South Carolina Department of Health and Environmental Control
Bureau of Land and Waste Management Underground Storage Tank Program

Field Data Information Sheet for Groundwater Sampling

Date (mm/dd/yy): 8/1/2013

Field Personnel: C. Lashley, G. Globensky, K. Pudney, P. Boylan

General Weather Conditions: Overcast

Ambient Air Temperature: 25.5 °C

Quality Assurance

pH/Conductivity Meter		**DO Meter**	
YSI 63		**YSI 550A**	
09C 101302		04L 2026AK	
10K 101895		08B 101895	
07M 100905	X	04A 0912AI	X
Calibration Buffer:	4, 7, & 10		

Chain of Custody

Relinquished by	Date/Time	Received by	Date/Time

Facility Name: Heath Self Serve

Site ID#: 08932 **Monitoring Well #** MW-8

Water Supply Well **Public** _____ **Private** _____

Monitoring Well Diameter (D): 2 inches

Conversion Factor (C): 3.14 x $(D/2)^2$ for a 2 inch well C=0.163
for a 4 inch well C=0.652

* Free Product Thickness:				feet
Depth to Free Product (DFP)				feet
Depth to Ground Water (DGW)	17.55			feet
Total Well Depth (TWD)	23			feet
Length of the water column (LWC=TWD-DGW)			5.45	feet
1 casing volume (CV=LWC X C)=	____ X	0.163	0.89	gallons
5 casing volume (5 X CV)=		5	4.44	gallons

Total Volume of Water Purged Before Sampling 1 gals.

*If free product is present over 1/8 inch, sampling will not be required.

Cumulative Volume Purged (gallons)	Inital	1st Vol	2nd Vol	3rd Vol	4th Vol	5th Vol	Post Sampling	
Time (military)	12:20	12:21						
pH (s.u.)	5.47	Sheen						
Specific Conductivity (µmhos/cm)	62.4	Sheen						
Water Temperature (°C)	23.9	Sheen						
Dissolved Oxygen	0.85	Sheen						
Turbidity (NTU)	38.43	Sheen						
PID readings, if required								

Remarks: Sample Time: 12:05 **Dry at 1.5 gallons**

South Carolina Department of Health and Environmental Control
Bureau of Land and Waste Management Underground Storage Tank Program

Field Data Information Sheet for Groundwater Sampling

Date (mm/dd/yy): 8/1/2013

Field Personnel: C. Lashley, G. Globensky, K. Pudney, P. Boylan

General Weather Conditions: Overcast

Ambient Air Temperature: 25.5 °C

Quality Assurance

pH/Conductivity Meter		**DO Meter**	
YSI 63		**YSI 550A**	
09C 101302		04L 2026AK	
10K 101895		08B 101895	
07M 100905	X	04A 0912AI	X
Calibration Buffer:	4, 7, & 10		

Chain of Custody

Relinquished by	Date/Time	Received by	Date/Time

Facility Name: Heath Self Serve

Site ID#: 08932 **Monitoring Well #** MW-11R

Water Supply Well **Public** _____ **Private** _____

Monitoring Well Diameter (D): 2 inches

Conversion Factor (C): 3.14 x $(D/2)^2$ for a 2 inch well C=0.163
for a 4 inch well C=0.652

* Free Product Thickness:				feet
Depth to Free Product (DFP)				feet
Depth to Ground Water (DGW)	15.54			feet
Total Well Depth (TWD)	22			feet
Length of the water column (LWC=TWD-DGW)			6.46	feet
1 casing volume (CV=LWC X C)=	____ X	0.163	1.05	gallons
5 casing volume (5 X CV)=		5	5.26	gallons

Total Volume of Water Purged Before Sampling 1.5 gals.

*If free product is present over 1/8 inch, sampling will not be required.

Cumulative Volume Purged (gallons)	Inital	1st Vol	2nd Vol	3rd Vol	4th Vol	5th Vol	Post Sampling	
Time (military)	10:18	10:20						
pH (s.u.)	4.97	4.87						
Specific Conductivity (µmhos/cm)	40.3	40.4						
Water Temperature (°C)	22.2	21.8						
Dissolved Oxygen	1.07	1.04						
Turbidity (NTU)	44.04	496.5						
PID readings, if required								

Remarks: Sample Time: 10:20 **Dry at 1.5 gallons**

South Carolina Department of Health and Environmental Control
Bureau of Land and Waste Management Underground Storage Tank Program

Field Data Information Sheet for Groundwater Sampling

Date (mm/dd/yy): 8/1/2013

Field Personnel: C. Lashley, G. Globensky, K. Pudney, P. Boylan

General Weather Conditions: Overcast

Ambient Air Temperature: 25.5 °C

Quality Assurance

pH/Conductivity Meter		**DO Meter**	
YSI 63		**YSI 550A**	
09C 101302		04L 2026AK	
10K 101895		08B 101895	
07M 100905	X	04A 0912AI	X
Calibration Buffer:	4, 7, & 10		

Chain of Custody

Relinquished by Date/Time Received by Date/Time

Facility Name: Heath Self Serve

Site ID#: 08932 **Monitoring Well #** MW-12

Water Supply Well **Public** _____ **Private** _____

Monitoring Well Diameter (D): 4 inches

Conversion Factor (C): 3.14 x $(D/2)^2$ for a 2 inch well C=0.163
for a 4 inch well C=0.652

* Free Product Thickness:				feet
Depth to Free Product (DFP)				feet
Depth to Ground Water (DGW)	17.14			feet
Total Well Depth (TWD)	20			feet
Length of the water column (LWC=TWD-DGW)			2.86	feet
1 casing volume (CV=LWC X C)= ____ X		0.652	1.86	gallons
5 casing volume (5 X CV)=		5	9.32	gallons

Total Volume of Water Purged Before Sampling 4 gals.

*If free product is present over 1/8 inch, sampling will not be required.

Cumulative Volume Purged (gallons)	Inital	1st Vol	2nd Vol	3rd Vol	4th Vol	5th Vol	Post Sampling	
Time (military)	10:30	10:35	10:40					
pH (s.u.)	Sheen	Sheen	Sheen					
Specific Conductivity (µmhos/cm)	Sheen	Sheen	Sheen					
Water Temperature (°C)	Sheen	Sheen	Sheen					
Dissolved Oxygen	Sheen	Sheen	Sheen					
Turbidity (NTU)	Sheen	Sheen	Sheen					
PID readings, if required								

Remarks: Sample Time: 10:40 **Dry at 4.0 gallons**

South Carolina Department of Health and Environmental Control
Bureau of Land and Waste Management Underground Storage Tank Program

Field Data Information Sheet for Groundwater Sampling

Date (mm/dd/yy): 8/1/2013

Field Personnel: C. Lashley, G. Globensky, K. Pudney, P. Boylan

General Weather Conditions: Overcast

Ambient Air Temperature: 25.5 °C

Quality Assurance

pH/Conductivity Meter		**DO Meter**	
YSI 63		**YSI 550A**	
09C 101302		04L 2026AK	
10K 101895		08B 101895	
07M 100905	X	04A 0912AI	X
Calibration Buffer:	4, 7, & 10		

Chain of Custody

Relinquished by	Date/Time	Received by	Date/Time

Facility Name: Heath Self Serve

Site ID#: 08932 **Monitoring Well #** MW-13

Water Supply Well **Public** _____ **Private** _____

Monitoring Well Diameter (D): 2 inches

Conversion Factor (C): $3.14 \times (D/2)^2$ for a 2 inch well C=0.163
for a 4 inch well C=0.652

* Free Product Thickness:				feet
Depth to Free Product (DFP)				feet
Depth to Ground Water (DGW)	17.97			feet
Total Well Depth (TWD)	23			feet
Length of the water column (LWC=TWD-DGW)			5.03	feet
1 casing volume (CV=LWC X C)=	____ X	0.163	0.82	gallons
5 casing volume (5 X CV)=		5	4.10	gallons

Total Volume of Water Purged Before Sampling 1 gals.

*If free product is present over 1/8 inch, sampling will not be required.

Cumulative Volume Purged (gallons)	Inital	1st Vol	2nd Vol	3rd Vol	4th Vol	5th Vol	Post Sampling	
Time (military)	12:25	12:27						
pH (s.u.)	4.82	4.63						
Specific Conductivity (µmhos/cm)	25.0	24.4						
Water Temperature (°C)	24.5	23.2						
Dissolved Oxygen	4.81	4.98						
Turbidity (NTU)	50.09	426.0						
PID readings, if required								

Remarks: Sample Time: 12:27 **Dry at 1.0 gallons**