Pace Analytical Services, LLC
9800 Kincey Ave. Suite 100
Huntersville, NC 28078
(704)875-9092

ANALYTICAL RESULTS

Project: West Side Quick Stop
Pace Project No.: 92492178

Sample: MW22 **Lab ID: 92492178027** Collected: 08/22/20 09:05 Received: 08/24/20 11:00 Matrix: Water

Parameters	Results	Units	Report Limit	MDL	DF	Prepared	Analyzed	CAS No.	Qual
8011 GCS EDB and DBCP	Analytical Method: EPA 8011 Preparation Method: EPA 8011 Pace Analytical Services - Charlotte								
1,2-Dibromoethane (EDB)	ND	ug/L	0.020	0.011	1	08/27/20 10:02	08/28/20 12:02	106-93-4	
Surrogates									
1-Chloro-2-bromopropane (S)	71	%	60-140		1	08/27/20 10:02	08/28/20 12:02	301-79-56	
8260 MSV	Analytical Method: EPA 8260D Pace Analytical Services - Charlotte								
tert-Amyl Alcohol	ND	ug/L	100	65.6	1		08/26/20 23:15	75-85-4	
tert-Amylmethyl ether	ND	ug/L	10.0	3.0	1		08/26/20 23:15	994-05-8	
Benzene	**4.6J**	ug/L	5.0	1.7	1		08/26/20 23:15	71-43-2	
3,3-Dimethyl-1-Butanol	ND	ug/L	100	53.9	1		08/26/20 23:15	624-95-3	
tert-Butyl Alcohol	ND	ug/L	100	91.0	1		08/26/20 23:15	75-65-0	
tert-Butyl Formate	ND	ug/L	50.0	24.1	1		08/26/20 23:15	762-75-4	
1,2-Dichloroethane	ND	ug/L	5.0	2.1	1		08/26/20 23:15	107-06-2	
Diisopropyl ether	ND	ug/L	5.0	3.5	1		08/26/20 23:15	108-20-3	
Ethanol	ND	ug/L	200	144	1		08/26/20 23:15	64-17-5	
Ethylbenzene	ND	ug/L	5.0	1.8	1		08/26/20 23:15	100-41-4	
Ethyl-tert-butyl ether	ND	ug/L	10.0	8.5	1		08/26/20 23:15	637-92-3	
Methyl-tert-butyl ether	ND	ug/L	5.0	3.1	1		08/26/20 23:15	1634-04-4	
Naphthalene	ND	ug/L	5.0	2.1	1		08/26/20 23:15	91-20-3	
Toluene	ND	ug/L	5.0	2.0	1		08/26/20 23:15	108-88-3	
Xylene (Total)	ND	ug/L	5.0	5.0	1		08/26/20 23:15	1330-20-7	
Surrogates									
4-Bromofluorobenzene (S)	103	%	70-130		1		08/26/20 23:15	460-00-4	
1,2-Dichloroethane-d4 (S)	93	%	70-130		1		08/26/20 23:15	17060-07-0	
Toluene-d8 (S)	99	%	70-130		1		08/26/20 23:15	2037-26-5	

REPORT OF LABORATORY ANALYSIS

This report shall not be reproduced, except in full,
without the written consent of Pace Analytical Services, LLC.

Pace Analytical Services, LLC
9800 Kincey Ave. Suite 100
Huntersville, NC 28078
(704)875-9092

ANALYTICAL RESULTS

Project: West Side Quick Stop
Pace Project No.: 92492178

Sample: MW22I **Lab ID: 92492178028** Collected: 08/22/20 09:45 Received: 08/24/20 11:00 Matrix: Water

Parameters	Results	Units	Report Limit	MDL	DF	Prepared	Analyzed	CAS No.	Qual
8011 GCS EDB and DBCP	Analytical Method: EPA 8011 Preparation Method: EPA 8011 Pace Analytical Services - Charlotte								
1,2-Dibromoethane (EDB)	ND	ug/L	0.020	0.011	1	08/27/20 10:02	08/28/20 12:15	106-93-4	
Surrogates									
1-Chloro-2-bromopropane (S)	78	%	60-140		1	08/27/20 10:02	08/28/20 12:15	301-79-56	
8260 MSV	Analytical Method: EPA 8260D Pace Analytical Services - Charlotte								
tert-Amyl Alcohol	ND	ug/L	100	65.6	1		08/25/20 21:59	75-85-4	
tert-Amylmethyl ether	ND	ug/L	10.0	3.0	1		08/25/20 21:59	994-05-8	
Benzene	ND	ug/L	5.0	1.7	1		08/25/20 21:59	71-43-2	
3,3-Dimethyl-1-Butanol	ND	ug/L	100	53.9	1		08/25/20 21:59	624-95-3	
tert-Butyl Alcohol	ND	ug/L	100	91.0	1		08/25/20 21:59	75-65-0	
tert-Butyl Formate	ND	ug/L	50.0	24.1	1		08/25/20 21:59	762-75-4	P5,v2
1,2-Dichloroethane	ND	ug/L	5.0	2.1	1		08/25/20 21:59	107-06-2	
Diisopropyl ether	ND	ug/L	5.0	3.5	1		08/25/20 21:59	108-20-3	
Ethanol	ND	ug/L	200	144	1		08/25/20 21:59	64-17-5	v2
Ethylbenzene	ND	ug/L	5.0	1.8	1		08/25/20 21:59	100-41-4	
Ethyl-tert-butyl ether	ND	ug/L	10.0	8.5	1		08/25/20 21:59	637-92-3	
Methyl-tert-butyl ether	ND	ug/L	5.0	3.1	1		08/25/20 21:59	1634-04-4	
Naphthalene	ND	ug/L	5.0	2.1	1		08/25/20 21:59	91-20-3	
Toluene	ND	ug/L	5.0	2.0	1		08/25/20 21:59	108-88-3	
Xylene (Total)	ND	ug/L	5.0	5.0	1		08/25/20 21:59	1330-20-7	
Surrogates									
4-Bromofluorobenzene (S)	95	%	70-130		1		08/25/20 21:59	460-00-4	
1,2-Dichloroethane-d4 (S)	93	%	70-130		1		08/25/20 21:59	17060-07-0	
Toluene-d8 (S)	99	%	70-130		1		08/25/20 21:59	2037-26-5	

REPORT OF LABORATORY ANALYSIS

This report shall not be reproduced, except in full,
without the written consent of Pace Analytical Services, LLC.

Pace Analytical Services, LLC
9800 Kincey Ave. Suite 100
Huntersville, NC 28078
(704)875-9092

ANALYTICAL RESULTS

Project: West Side Quick Stop
Pace Project No.: 92492178

Sample: MW23 **Lab ID: 92492178029** Collected: 08/20/20 14:35 Received: 08/24/20 11:00 Matrix: Water

Parameters	Results	Units	Report Limit	MDL	DF	Prepared	Analyzed	CAS No.	Qual
8011 GCS EDB and DBCP	Analytical Method: EPA 8011 Preparation Method: EPA 8011 Pace Analytical Services - Charlotte								
1,2-Dibromoethane (EDB)	ND	ug/L	0.020	0.012	1	08/27/20 10:02	08/28/20 12:27	106-93-4	
Surrogates									
1-Chloro-2-bromopropane (S)	81	%	60-140		1	08/27/20 10:02	08/28/20 12:27	301-79-56	
8260 MSV	Analytical Method: EPA 8260D Pace Analytical Services - Charlotte								
tert-Amyl Alcohol	ND	ug/L	100	65.6	1		08/25/20 22:16	75-85-4	
tert-Amylmethyl ether	ND	ug/L	10.0	3.0	1		08/25/20 22:16	994-05-8	
Benzene	ND	ug/L	5.0	1.7	1		08/25/20 22:16	71-43-2	
3,3-Dimethyl-1-Butanol	ND	ug/L	100	53.9	1		08/25/20 22:16	624-95-3	
tert-Butyl Alcohol	ND	ug/L	100	91.0	1		08/25/20 22:16	75-65-0	
tert-Butyl Formate	ND	ug/L	50.0	24.1	1		08/25/20 22:16	762-75-4	v2
1,2-Dichloroethane	ND	ug/L	5.0	2.1	1		08/25/20 22:16	107-06-2	
Diisopropyl ether	ND	ug/L	5.0	3.5	1		08/25/20 22:16	108-20-3	
Ethanol	ND	ug/L	200	144	1		08/25/20 22:16	64-17-5	v2
Ethylbenzene	ND	ug/L	5.0	1.8	1		08/25/20 22:16	100-41-4	
Ethyl-tert-butyl ether	ND	ug/L	10.0	8.5	1		08/25/20 22:16	637-92-3	
Methyl-tert-butyl ether	ND	ug/L	5.0	3.1	1		08/25/20 22:16	1634-04-4	
Naphthalene	ND	ug/L	5.0	2.1	1		08/25/20 22:16	91-20-3	
Toluene	ND	ug/L	5.0	2.0	1		08/25/20 22:16	108-88-3	
Xylene (Total)	ND	ug/L	5.0	5.0	1		08/25/20 22:16	1330-20-7	
Surrogates									
4-Bromofluorobenzene (S)	97	%	70-130		1		08/25/20 22:16	460-00-4	
1,2-Dichloroethane-d4 (S)	92	%	70-130		1		08/25/20 22:16	17060-07-0	
Toluene-d8 (S)	99	%	70-130		1		08/25/20 22:16	2037-26-5	

REPORT OF LABORATORY ANALYSIS

This report shall not be reproduced, except in full,
without the written consent of Pace Analytical Services, LLC.

Pace Analytical Services, LLC
9800 Kincey Ave. Suite 100
Huntersville, NC 28078
(704)875-9092

ANALYTICAL RESULTS

Project: West Side Quick Stop
Pace Project No.: 92492178

Sample: MW23I **Lab ID: 92492178030** Collected: 08/20/20 15:15 Received: 08/24/20 11:00 Matrix: Water

Parameters	Results	Units	Report Limit	MDL	DF	Prepared	Analyzed	CAS No.	Qual
8011 GCS EDB and DBCP	Analytical Method: EPA 8011 Preparation Method: EPA 8011 Pace Analytical Services - Charlotte								
1,2-Dibromoethane (EDB)	ND	ug/L	0.020	0.011	1	08/27/20 10:02	08/28/20 12:39	106-93-4	
Surrogates									
1-Chloro-2-bromopropane (S)	89	%	60-140		1	08/27/20 10:02	08/28/20 12:39	301-79-56	
8260 MSV	Analytical Method: EPA 8260D Pace Analytical Services - Charlotte								
tert-Amyl Alcohol	**9640**	ug/L	2500	1640	25		08/27/20 06:08	75-85-4	
tert-Amylmethyl ether	ND	ug/L	250	76.0	25		08/27/20 06:08	994-05-8	
Benzene	**2670**	ug/L	125	43.5	25		08/27/20 06:08	71-43-2	
3,3-Dimethyl-1-Butanol	ND	ug/L	2500	1350	25		08/27/20 06:08	624-95-3	
tert-Butyl Alcohol	ND	ug/L	2500	2280	25		08/27/20 06:08	75-65-0	
tert-Butyl Formate	ND	ug/L	1250	602	25		08/27/20 06:08	762-75-4	
1,2-Dichloroethane	ND	ug/L	125	51.5	25		08/27/20 06:08	107-06-2	
Diisopropyl ether	**372**	ug/L	125	87.2	25		08/27/20 06:08	108-20-3	
Ethanol	ND	ug/L	5000	3600	25		08/27/20 06:08	64-17-5	
Ethylbenzene	ND	ug/L	125	46.0	25		08/27/20 06:08	100-41-4	
Ethyl-tert-butyl ether	ND	ug/L	250	212	25		08/27/20 06:08	637-92-3	
Methyl-tert-butyl ether	**273**	ug/L	125	77.5	25		08/27/20 06:08	1634-04-4	
Naphthalene	ND	ug/L	125	52.2	25		08/27/20 06:08	91-20-3	
Toluene	**52.9J**	ug/L	125	50.2	25		08/27/20 06:08	108-88-3	
Xylene (Total)	ND	ug/L	125	125	25		08/27/20 06:08	1330-20-7	
Surrogates									
4-Bromofluorobenzene (S)	96	%	70-130		25		08/27/20 06:08	460-00-4	
1,2-Dichloroethane-d4 (S)	104	%	70-130		25		08/27/20 06:08	17060-07-0	
Toluene-d8 (S)	100	%	70-130		25		08/27/20 06:08	2037-26-5	

REPORT OF LABORATORY ANALYSIS

This report shall not be reproduced, except in full,
without the written consent of Pace Analytical Services, LLC.

Pace Analytical Services, LLC
9800 Kincey Ave. Suite 100
Huntersville, NC 28078
(704)875-9092

ANALYTICAL RESULTS

Project: West Side Quick Stop
Pace Project No.: 92492178

Sample: MW24 **Lab ID: 92492178031** Collected: 08/22/20 17:05 Received: 08/24/20 11:00 Matrix: Water

Parameters	Results	Units	Report Limit	MDL	DF	Prepared	Analyzed	CAS No.	Qual
8011 GCS EDB and DBCP	Analytical Method: EPA 8011 Preparation Method: EPA 8011 Pace Analytical Services - Charlotte								
1,2-Dibromoethane (EDB)	**3.4**	ug/L	0.10	0.057	5	08/27/20 10:02	08/28/20 15:15	106-93-4	
Surrogates									
1-Chloro-2-bromopropane (S)	118	%	60-140		5	08/27/20 10:02	08/28/20 15:15	301-79-56	
8260 MSV	Analytical Method: EPA 8260D Pace Analytical Services - Charlotte								
tert-Amyl Alcohol	**46000**	ug/L	40000	26200	400		08/27/20 17:58	75-85-4	
tert-Amylmethyl ether	ND	ug/L	4000	1220	400		08/27/20 17:58	994-05-8	
Benzene	**26300**	ug/L	2000	696	400		08/27/20 17:58	71-43-2	
3,3-Dimethyl-1-Butanol	ND	ug/L	40000	21600	400		08/27/20 17:58	624-95-3	
tert-Butyl Alcohol	ND	ug/L	40000	36400	400		08/27/20 17:58	75-65-0	
tert-Butyl Formate	ND	ug/L	20000	9640	400		08/27/20 17:58	762-75-4	
1,2-Dichloroethane	ND	ug/L	2000	824	400		08/27/20 17:58	107-06-2	
Diisopropyl ether	**2160**	ug/L	2000	1400	400		08/27/20 17:58	108-20-3	
Ethanol	**94300**	ug/L	80000	57600	400		08/27/20 17:58	64-17-5	
Ethylbenzene	**3910**	ug/L	2000	736	400		08/27/20 17:58	100-41-4	
Ethyl-tert-butyl ether	ND	ug/L	4000	3380	400		08/27/20 17:58	637-92-3	
Methyl-tert-butyl ether	**20600**	ug/L	2000	1240	400		08/27/20 17:58	1634-04-4	
Naphthalene	ND	ug/L	2000	836	400		08/27/20 17:58	91-20-3	
Toluene	**50700**	ug/L	2000	804	400		08/27/20 17:58	108-88-3	
Xylene (Total)	**20000**	ug/L	2000	2000	400		08/27/20 17:58	1330-20-7	
Surrogates									
4-Bromofluorobenzene (S)	94	%	70-130		400		08/27/20 17:58	460-00-4	
1,2-Dichloroethane-d4 (S)	109	%	70-130		400		08/27/20 17:58	17060-07-0	
Toluene-d8 (S)	96	%	70-130		400		08/27/20 17:58	2037-26-5	

REPORT OF LABORATORY ANALYSIS

This report shall not be reproduced, except in full,
without the written consent of Pace Analytical Services, LLC.

Pace Analytical Services, LLC
9800 Kincey Ave. Suite 100
Huntersville, NC 28078
(704)875-9092

ANALYTICAL RESULTS

Project: West Side Quick Stop
Pace Project No.: 92492178

Sample: MW25 **Lab ID: 92492178032** Collected: 08/22/20 13:10 Received: 08/24/20 11:00 Matrix: Water

Parameters	Results	Units	Report Limit	MDL	DF	Prepared	Analyzed	CAS No.	Qual
8011 GCS EDB and DBCP	Analytical Method: EPA 8011 Preparation Method: EPA 8011 Pace Analytical Services - Charlotte								
1,2-Dibromoethane (EDB)	ND	ug/L	0.020	0.011	1	08/27/20 10:02	08/28/20 13:03	106-93-4	
Surrogates									
1-Chloro-2-bromopropane (S)	81	%	60-140		1	08/27/20 10:02	08/28/20 13:03	301-79-56	
8260 MSV	Analytical Method: EPA 8260D Pace Analytical Services - Charlotte								
tert-Amyl Alcohol	**608**	ug/L	500	328	5		08/27/20 04:38	75-85-4	
tert-Amylmethyl ether	ND	ug/L	50.0	15.2	5		08/27/20 04:38	994-05-8	
Benzene	**703**	ug/L	25.0	8.7	5		08/27/20 04:38	71-43-2	
3,3-Dimethyl-1-Butanol	ND	ug/L	500	270	5		08/27/20 04:38	624-95-3	
tert-Butyl Alcohol	ND	ug/L	500	455	5		08/27/20 04:38	75-65-0	
tert-Butyl Formate	ND	ug/L	250	120	5		08/27/20 04:38	762-75-4	
1,2-Dichloroethane	ND	ug/L	25.0	10.3	5		08/27/20 04:38	107-06-2	
Diisopropyl ether	ND	ug/L	25.0	17.4	5		08/27/20 04:38	108-20-3	
Ethanol	ND	ug/L	1000	720	5		08/27/20 04:38	64-17-5	
Ethylbenzene	**38.4**	ug/L	25.0	9.2	5		08/27/20 04:38	100-41-4	
Ethyl-tert-butyl ether	ND	ug/L	50.0	42.3	5		08/27/20 04:38	637-92-3	
Methyl-tert-butyl ether	**79.1**	ug/L	25.0	15.5	5		08/27/20 04:38	1634-04-4	
Naphthalene	ND	ug/L	25.0	10.4	5		08/27/20 04:38	91-20-3	
Toluene	**163**	ug/L	25.0	10.0	5		08/27/20 04:38	108-88-3	
Xylene (Total)	**327**	ug/L	25.0	25.0	5		08/27/20 04:38	1330-20-7	
Surrogates									
4-Bromofluorobenzene (S)	97	%	70-130		5		08/27/20 04:38	460-00-4	
1,2-Dichloroethane-d4 (S)	106	%	70-130		5		08/27/20 04:38	17060-07-0	
Toluene-d8 (S)	99	%	70-130		5		08/27/20 04:38	2037-26-5	

REPORT OF LABORATORY ANALYSIS

This report shall not be reproduced, except in full,
without the written consent of Pace Analytical Services, LLC.

Pace Analytical Services, LLC
9800 Kincey Ave. Suite 100
Huntersville, NC 28078
(704)875-9092

ANALYTICAL RESULTS

Project: West Side Quick Stop
Pace Project No.: 92492178

Sample: MW26 **Lab ID: 92492178033** Collected: 08/20/20 19:10 Received: 08/24/20 11:00 Matrix: Water

Parameters	Results	Units	Report Limit	MDL	DF	Prepared	Analyzed	CAS No.	Qual
8011 GCS EDB and DBCP	Analytical Method: EPA 8011 Preparation Method: EPA 8011 Pace Analytical Services - Charlotte								
1,2-Dibromoethane (EDB)	ND	ug/L	0.020	0.012	1	08/27/20 10:02	08/28/20 13:15	106-93-4	
Surrogates									
1-Chloro-2-bromopropane (S)	81	%	60-140		1	08/27/20 10:02	08/28/20 13:15	301-79-56	
8260 MSV	Analytical Method: EPA 8260D Pace Analytical Services - Charlotte								
tert-Amyl Alcohol	ND	ug/L	100	65.6	1		08/26/20 20:14	75-85-4	
tert-Amylmethyl ether	ND	ug/L	10.0	3.0	1		08/26/20 20:14	994-05-8	
Benzene	**15.4**	ug/L	5.0	1.7	1		08/26/20 20:14	71-43-2	
3,3-Dimethyl-1-Butanol	ND	ug/L	100	53.9	1		08/26/20 20:14	624-95-3	
tert-Butyl Alcohol	ND	ug/L	100	91.0	1		08/26/20 20:14	75-65-0	
tert-Butyl Formate	ND	ug/L	50.0	24.1	1		08/26/20 20:14	762-75-4	
1,2-Dichloroethane	ND	ug/L	5.0	2.1	1		08/26/20 20:14	107-06-2	
Diisopropyl ether	ND	ug/L	5.0	3.5	1		08/26/20 20:14	108-20-3	
Ethanol	ND	ug/L	200	144	1		08/26/20 20:14	64-17-5	
Ethylbenzene	ND	ug/L	5.0	1.8	1		08/26/20 20:14	100-41-4	
Ethyl-tert-butyl ether	ND	ug/L	10.0	8.5	1		08/26/20 20:14	637-92-3	
Methyl-tert-butyl ether	ND	ug/L	5.0	3.1	1		08/26/20 20:14	1634-04-4	
Naphthalene	ND	ug/L	5.0	2.1	1		08/26/20 20:14	91-20-3	
Toluene	ND	ug/L	5.0	2.0	1		08/26/20 20:14	108-88-3	
Xylene (Total)	ND	ug/L	5.0	5.0	1		08/26/20 20:14	1330-20-7	
Surrogates									
4-Bromofluorobenzene (S)	97	%	70-130		1		08/26/20 20:14	460-00-4	
1,2-Dichloroethane-d4 (S)	89	%	70-130		1		08/26/20 20:14	17060-07-0	
Toluene-d8 (S)	103	%	70-130		1		08/26/20 20:14	2037-26-5	

REPORT OF LABORATORY ANALYSIS

This report shall not be reproduced, except in full,
without the written consent of Pace Analytical Services, LLC.

Pace Analytical Services, LLC
9800 Kincey Ave. Suite 100
Huntersville, NC 28078
(704)875-9092

ANALYTICAL RESULTS

Project: West Side Quick Stop
Pace Project No.: 92492178

Sample: MW26I **Lab ID: 92492178034** Collected: 08/20/20 18:35 Received: 08/24/20 11:00 Matrix: Water

Parameters	Results	Units	Report Limit	MDL	DF	Prepared	Analyzed	CAS No.	Qual
8011 GCS EDB and DBCP	Analytical Method: EPA 8011 Preparation Method: EPA 8011 Pace Analytical Services - Charlotte								
1,2-Dibromoethane (EDB)	ND	ug/L	0.020	0.011	1	08/28/20 11:28	08/28/20 18:52	106-93-4	
Surrogates									
1-Chloro-2-bromopropane (S)	83	%	60-140		1	08/28/20 11:28	08/28/20 18:52	301-79-56	
8260 MSV	Analytical Method: EPA 8260D Pace Analytical Services - Charlotte								
tert-Amyl Alcohol	ND	ug/L	100	65.6	1		08/25/20 23:27	75-85-4	
tert-Amylmethyl ether	ND	ug/L	10.0	3.0	1		08/25/20 23:27	994-05-8	
Benzene	ND	ug/L	5.0	1.7	1		08/25/20 23:27	71-43-2	
3,3-Dimethyl-1-Butanol	ND	ug/L	100	53.9	1		08/25/20 23:27	624-95-3	
tert-Butyl Alcohol	ND	ug/L	100	91.0	1		08/25/20 23:27	75-65-0	
tert-Butyl Formate	ND	ug/L	50.0	24.1	1		08/25/20 23:27	762-75-4	v2
1,2-Dichloroethane	ND	ug/L	5.0	2.1	1		08/25/20 23:27	107-06-2	
Diisopropyl ether	ND	ug/L	5.0	3.5	1		08/25/20 23:27	108-20-3	
Ethanol	ND	ug/L	200	144	1		08/25/20 23:27	64-17-5	v2
Ethylbenzene	ND	ug/L	5.0	1.8	1		08/25/20 23:27	100-41-4	
Ethyl-tert-butyl ether	ND	ug/L	10.0	8.5	1		08/25/20 23:27	637-92-3	
Methyl-tert-butyl ether	ND	ug/L	5.0	3.1	1		08/25/20 23:27	1634-04-4	
Naphthalene	ND	ug/L	5.0	2.1	1		08/25/20 23:27	91-20-3	
Toluene	ND	ug/L	5.0	2.0	1		08/25/20 23:27	108-88-3	
Xylene (Total)	ND	ug/L	5.0	5.0	1		08/25/20 23:27	1330-20-7	
Surrogates									
4-Bromofluorobenzene (S)	94	%	70-130		1		08/25/20 23:27	460-00-4	
1,2-Dichloroethane-d4 (S)	89	%	70-130		1		08/25/20 23:27	17060-07-0	
Toluene-d8 (S)	99	%	70-130		1		08/25/20 23:27	2037-26-5	

REPORT OF LABORATORY ANALYSIS

This report shall not be reproduced, except in full,
without the written consent of Pace Analytical Services, LLC.

Pace Analytical Services, LLC
9800 Kincey Ave. Suite 100
Huntersville, NC 28078
(704)875-9092

ANALYTICAL RESULTS

Project: West Side Quick Stop
Pace Project No.: 92492178

Sample: MW27 **Lab ID: 92492178035** Collected: 08/20/20 09:05 Received: 08/24/20 11:00 Matrix: Water

Parameters	Results	Units	Report Limit	MDL	DF	Prepared	Analyzed	CAS No.	Qual
8011 GCS EDB and DBCP	Analytical Method: EPA 8011 Preparation Method: EPA 8011 Pace Analytical Services - Charlotte								
1,2-Dibromoethane (EDB)	ND	ug/L	0.019	0.011	1	08/28/20 11:28	08/28/20 19:28	106-93-4	
Surrogates									
1-Chloro-2-bromopropane (S)	85	%	60-140		1	08/28/20 11:28	08/28/20 19:28	301-79-56	
8260 MSV	Analytical Method: EPA 8260D Pace Analytical Services - Charlotte								
tert-Amyl Alcohol	ND	ug/L	100	65.6	1		08/25/20 23:45	75-85-4	
tert-Amylmethyl ether	ND	ug/L	10.0	3.0	1		08/25/20 23:45	994-05-8	
Benzene	ND	ug/L	5.0	1.7	1		08/25/20 23:45	71-43-2	
3,3-Dimethyl-1-Butanol	ND	ug/L	100	53.9	1		08/25/20 23:45	624-95-3	
tert-Butyl Alcohol	ND	ug/L	100	91.0	1		08/25/20 23:45	75-65-0	
tert-Butyl Formate	ND	ug/L	50.0	24.1	1		08/25/20 23:45	762-75-4	v2
1,2-Dichloroethane	ND	ug/L	5.0	2.1	1		08/25/20 23:45	107-06-2	
Diisopropyl ether	ND	ug/L	5.0	3.5	1		08/25/20 23:45	108-20-3	
Ethanol	ND	ug/L	200	144	1		08/25/20 23:45	64-17-5	v2
Ethylbenzene	ND	ug/L	5.0	1.8	1		08/25/20 23:45	100-41-4	
Ethyl-tert-butyl ether	ND	ug/L	10.0	8.5	1		08/25/20 23:45	637-92-3	
Methyl-tert-butyl ether	ND	ug/L	5.0	3.1	1		08/25/20 23:45	1634-04-4	
Naphthalene	ND	ug/L	5.0	2.1	1		08/25/20 23:45	91-20-3	
Toluene	ND	ug/L	5.0	2.0	1		08/25/20 23:45	108-88-3	
Xylene (Total)	ND	ug/L	5.0	5.0	1		08/25/20 23:45	1330-20-7	
Surrogates									
4-Bromofluorobenzene (S)	95	%	70-130		1		08/25/20 23:45	460-00-4	
1,2-Dichloroethane-d4 (S)	91	%	70-130		1		08/25/20 23:45	17060-07-0	
Toluene-d8 (S)	99	%	70-130		1		08/25/20 23:45	2037-26-5	

REPORT OF LABORATORY ANALYSIS

This report shall not be reproduced, except in full,
without the written consent of Pace Analytical Services, LLC.

Pace Analytical Services, LLC
9800 Kincey Ave. Suite 100
Huntersville, NC 28078
(704)875-9092

ANALYTICAL RESULTS

Project: West Side Quick Stop
Pace Project No.: 92492178

Sample: MW27I **Lab ID: 92492178036** Collected: 08/20/20 08:35 Received: 08/24/20 11:00 Matrix: Water

Parameters	Results	Units	Report Limit	MDL	DF	Prepared	Analyzed	CAS No.	Qual
8011 GCS EDB and DBCP	Analytical Method: EPA 8011 Preparation Method: EPA 8011 Pace Analytical Services - Charlotte								
1,2-Dibromoethane (EDB)	ND	ug/L	0.020	0.011	1	08/28/20 11:28	08/28/20 19:51	106-93-4	
Surrogates									
1-Chloro-2-bromopropane (S)	86	%	60-140		1	08/28/20 11:28	08/28/20 19:51	301-79-56	
8260 MSV	Analytical Method: EPA 8260D Pace Analytical Services - Charlotte								
tert-Amyl Alcohol	ND	ug/L	100	65.6	1		08/26/20 00:02	75-85-4	
tert-Amylmethyl ether	ND	ug/L	10.0	3.0	1		08/26/20 00:02	994-05-8	
Benzene	ND	ug/L	5.0	1.7	1		08/26/20 00:02	71-43-2	
3,3-Dimethyl-1-Butanol	ND	ug/L	100	53.9	1		08/26/20 00:02	624-95-3	
tert-Butyl Alcohol	ND	ug/L	100	91.0	1		08/26/20 00:02	75-65-0	
tert-Butyl Formate	ND	ug/L	50.0	24.1	1		08/26/20 00:02	762-75-4	v2
1,2-Dichloroethane	ND	ug/L	5.0	2.1	1		08/26/20 00:02	107-06-2	
Diisopropyl ether	ND	ug/L	5.0	3.5	1		08/26/20 00:02	108-20-3	
Ethanol	ND	ug/L	200	144	1		08/26/20 00:02	64-17-5	v2
Ethylbenzene	ND	ug/L	5.0	1.8	1		08/26/20 00:02	100-41-4	
Ethyl-tert-butyl ether	ND	ug/L	10.0	8.5	1		08/26/20 00:02	637-92-3	
Methyl-tert-butyl ether	ND	ug/L	5.0	3.1	1		08/26/20 00:02	1634-04-4	
Naphthalene	ND	ug/L	5.0	2.1	1		08/26/20 00:02	91-20-3	
Toluene	ND	ug/L	5.0	2.0	1		08/26/20 00:02	108-88-3	
Xylene (Total)	ND	ug/L	5.0	5.0	1		08/26/20 00:02	1330-20-7	
Surrogates									
4-Bromofluorobenzene (S)	94	%	70-130		1		08/26/20 00:02	460-00-4	
1,2-Dichloroethane-d4 (S)	89	%	70-130		1		08/26/20 00:02	17060-07-0	
Toluene-d8 (S)	99	%	70-130		1		08/26/20 00:02	2037-26-5	

REPORT OF LABORATORY ANALYSIS

This report shall not be reproduced, except in full,
without the written consent of Pace Analytical Services, LLC.

Pace Analytical Services, LLC
9800 Kincey Ave. Suite 100
Huntersville, NC 28078
(704)875-9092

ANALYTICAL RESULTS

Project: West Side Quick Stop
Pace Project No.: 92492178

Sample: MW28 **Lab ID: 92492178037** Collected: 08/20/20 12:10 Received: 08/24/20 11:00 Matrix: Water

Parameters	Results	Units	Report Limit	MDL	DF	Prepared	Analyzed	CAS No.	Qual
8011 GCS EDB and DBCP	Analytical Method: EPA 8011 Preparation Method: EPA 8011 Pace Analytical Services - Charlotte								
1,2-Dibromoethane (EDB)	ND	ug/L	0.019	0.011	1	08/28/20 11:28	08/28/20 20:03	106-93-4	
Surrogates									
1-Chloro-2-bromopropane (S)	86	%	60-140		1	08/28/20 11:28	08/28/20 20:03	301-79-56	
8260 MSV	Analytical Method: EPA 8260D Pace Analytical Services - Charlotte								
tert-Amyl Alcohol	ND	ug/L	100	65.6	1		08/26/20 00:20	75-85-4	
tert-Amylmethyl ether	ND	ug/L	10.0	3.0	1		08/26/20 00:20	994-05-8	
Benzene	ND	ug/L	5.0	1.7	1		08/26/20 00:20	71-43-2	
3,3-Dimethyl-1-Butanol	ND	ug/L	100	53.9	1		08/26/20 00:20	624-95-3	
tert-Butyl Alcohol	ND	ug/L	100	91.0	1		08/26/20 00:20	75-65-0	
tert-Butyl Formate	ND	ug/L	50.0	24.1	1		08/26/20 00:20	762-75-4	v2
1,2-Dichloroethane	ND	ug/L	5.0	2.1	1		08/26/20 00:20	107-06-2	
Diisopropyl ether	ND	ug/L	5.0	3.5	1		08/26/20 00:20	108-20-3	
Ethanol	ND	ug/L	200	144	1		08/26/20 00:20	64-17-5	v2
Ethylbenzene	ND	ug/L	5.0	1.8	1		08/26/20 00:20	100-41-4	
Ethyl-tert-butyl ether	ND	ug/L	10.0	8.5	1		08/26/20 00:20	637-92-3	
Methyl-tert-butyl ether	ND	ug/L	5.0	3.1	1		08/26/20 00:20	1634-04-4	
Naphthalene	ND	ug/L	5.0	2.1	1		08/26/20 00:20	91-20-3	
Toluene	ND	ug/L	5.0	2.0	1		08/26/20 00:20	108-88-3	
Xylene (Total)	ND	ug/L	5.0	5.0	1		08/26/20 00:20	1330-20-7	
Surrogates									
4-Bromofluorobenzene (S)	95	%	70-130		1		08/26/20 00:20	460-00-4	
1,2-Dichloroethane-d4 (S)	91	%	70-130		1		08/26/20 00:20	17060-07-0	
Toluene-d8 (S)	101	%	70-130		1		08/26/20 00:20	2037-26-5	

REPORT OF LABORATORY ANALYSIS

This report shall not be reproduced, except in full,
without the written consent of Pace Analytical Services, LLC.

Pace Analytical Services, LLC
9800 Kincey Ave. Suite 100
Huntersville, NC 28078
(704)875-9092

ANALYTICAL RESULTS

Project: West Side Quick Stop
Pace Project No.: 92492178

Sample: RW01 **Lab ID: 92492178038** Collected: 08/22/20 17:40 Received: 08/24/20 11:00 Matrix: Water

Parameters	Results	Units	Report Limit	MDL	DF	Prepared	Analyzed	CAS No.	Qual
8011 GCS EDB and DBCP	Analytical Method: EPA 8011 Preparation Method: EPA 8011 Pace Analytical Services - Charlotte								
1,2-Dibromoethane (EDB)	**2.9**	ug/L	0.099	0.056	5	08/28/20 11:28	08/30/20 13:22	106-93-4	
Surrogates									
1-Chloro-2-bromopropane (S)	117	%	60-140		5	08/28/20 11:28	08/30/20 13:22	301-79-56	
8260 MSV	Analytical Method: EPA 8260D Pace Analytical Services - Charlotte								
tert-Amyl Alcohol	ND	ug/L	100000	65600	1000		08/27/20 18:52	75-85-4	
tert-Amylmethyl ether	ND	ug/L	10000	3040	1000		08/27/20 18:52	994-05-8	
Benzene	**21500**	ug/L	5000	1740	1000		08/27/20 18:52	71-43-2	
3,3-Dimethyl-1-Butanol	ND	ug/L	100000	53900	1000		08/27/20 18:52	624-95-3	
tert-Butyl Alcohol	ND	ug/L	100000	91000	1000		08/27/20 18:52	75-65-0	
tert-Butyl Formate	ND	ug/L	50000	24100	1000		08/27/20 18:52	762-75-4	
1,2-Dichloroethane	ND	ug/L	5000	2060	1000		08/27/20 18:52	107-06-2	
Diisopropyl ether	ND	ug/L	5000	3490	1000		08/27/20 18:52	108-20-3	
Ethanol	ND	ug/L	200000	144000	1000		08/27/20 18:52	64-17-5	
Ethylbenzene	**2320J**	ug/L	5000	1840	1000		08/27/20 18:52	100-41-4	
Ethyl-tert-butyl ether	ND	ug/L	10000	8460	1000		08/27/20 18:52	637-92-3	
Methyl-tert-butyl ether	**105000**	ug/L	5000	3100	1000		08/27/20 18:52	1634-04-4	
Naphthalene	ND	ug/L	5000	2090	1000		08/27/20 18:52	91-20-3	
Toluene	**35600**	ug/L	5000	2010	1000		08/27/20 18:52	108-88-3	
Xylene (Total)	ND	ug/L	5000	5000	1000		08/27/20 18:52	1330-20-7	
Surrogates									
4-Bromofluorobenzene (S)	94	%	70-130		1000		08/27/20 18:52	460-00-4	
1,2-Dichloroethane-d4 (S)	110	%	70-130		1000		08/27/20 18:52	17060-07-0	
Toluene-d8 (S)	98	%	70-130		1000		08/27/20 18:52	2037-26-5	

REPORT OF LABORATORY ANALYSIS

This report shall not be reproduced, except in full,
without the written consent of Pace Analytical Services, LLC.

Pace Analytical Services, LLC
9800 Kincey Ave. Suite 100
Huntersville, NC 28078
(704)875-9092

ANALYTICAL RESULTS

Project: West Side Quick Stop
Pace Project No.: 92492178

Sample: RW03 **Lab ID: 92492178039** Collected: 08/22/20 15:20 Received: 08/24/20 11:00 Matrix: Water

Parameters	Results	Units	Report Limit	MDL	DF	Prepared	Analyzed	CAS No.	Qual
8011 GCS EDB and DBCP	Analytical Method: EPA 8011 Preparation Method: EPA 8011 Pace Analytical Services - Charlotte								
1,2-Dibromoethane (EDB)	ND	ug/L	0.019	0.011	1	08/28/20 11:28	08/28/20 20:27	106-93-4	
Surrogates									
1-Chloro-2-bromopropane (S)	99	%	60-140		1	08/28/20 11:28	08/28/20 20:27	301-79-56	
8260 MSV	Analytical Method: EPA 8260D Pace Analytical Services - Charlotte								
tert-Amyl Alcohol	**259**	ug/L	100	65.6	1		08/26/20 00:38	75-85-4	
tert-Amylmethyl ether	ND	ug/L	10.0	3.0	1		08/26/20 00:38	994-05-8	
Benzene	**84.7**	ug/L	5.0	1.7	1		08/26/20 00:38	71-43-2	
3,3-Dimethyl-1-Butanol	ND	ug/L	100	53.9	1		08/26/20 00:38	624-95-3	
tert-Butyl Alcohol	ND	ug/L	100	91.0	1		08/26/20 00:38	75-65-0	
tert-Butyl Formate	ND	ug/L	50.0	24.1	1		08/26/20 00:38	762-75-4	v2
1,2-Dichloroethane	ND	ug/L	5.0	2.1	1		08/26/20 00:38	107-06-2	
Diisopropyl ether	**4.1J**	ug/L	5.0	3.5	1		08/26/20 00:38	108-20-3	
Ethanol	ND	ug/L	200	144	1		08/26/20 00:38	64-17-5	v2
Ethylbenzene	**38.4**	ug/L	5.0	1.8	1		08/26/20 00:38	100-41-4	
Ethyl-tert-butyl ether	ND	ug/L	10.0	8.5	1		08/26/20 00:38	637-92-3	
Methyl-tert-butyl ether	**6.5**	ug/L	5.0	3.1	1		08/26/20 00:38	1634-04-4	
Naphthalene	**3.0J**	ug/L	5.0	2.1	1		08/26/20 00:38	91-20-3	
Toluene	**35.3**	ug/L	5.0	2.0	1		08/26/20 00:38	108-88-3	
Xylene (Total)	**188**	ug/L	5.0	5.0	1		08/26/20 00:38	1330-20-7	
Surrogates									
4-Bromofluorobenzene (S)	96	%	70-130		1		08/26/20 00:38	460-00-4	
1,2-Dichloroethane-d4 (S)	93	%	70-130		1		08/26/20 00:38	17060-07-0	
Toluene-d8 (S)	100	%	70-130		1		08/26/20 00:38	2037-26-5	

REPORT OF LABORATORY ANALYSIS

This report shall not be reproduced, except in full,
without the written consent of Pace Analytical Services, LLC.

Pace Analytical Services, LLC
9800 Kincey Ave. Suite 100
Huntersville, NC 28078
(704)875-9092

ANALYTICAL RESULTS

Project: West Side Quick Stop
Pace Project No.: 92492178

Sample: MW0X **Lab ID: 92492178040** Collected: 08/22/20 13:45 Received: 08/24/20 11:00 Matrix: Water

Parameters	Results	Units	Report Limit	MDL	DF	Prepared	Analyzed	CAS No.	Qual
8011 GCS EDB and DBCP	Analytical Method: EPA 8011 Preparation Method: EPA 8011 Pace Analytical Services - Charlotte								
1,2-Dibromoethane (EDB)	ND	ug/L	0.019	0.011	1	08/28/20 11:28	08/28/20 20:38	106-93-4	
Surrogates									
1-Chloro-2-bromopropane (S)	101	%	60-140		1	08/28/20 11:28	08/28/20 20:38	301-79-56	
8260 MSV	Analytical Method: EPA 8260D Pace Analytical Services - Charlotte								
tert-Amyl Alcohol	**4910J**	ug/L	5000	3280	50		08/26/20 03:35	75-85-4	
tert-Amylmethyl ether	ND	ug/L	500	152	50		08/26/20 03:35	994-05-8	
Benzene	**2880**	ug/L	250	87.0	50		08/26/20 03:35	71-43-2	
3,3-Dimethyl-1-Butanol	ND	ug/L	5000	2700	50		08/26/20 03:35	624-95-3	
tert-Butyl Alcohol	ND	ug/L	5000	4550	50		08/26/20 03:35	75-65-0	
tert-Butyl Formate	ND	ug/L	2500	1200	50		08/26/20 03:35	762-75-4	v2
1,2-Dichloroethane	ND	ug/L	250	103	50		08/26/20 03:35	107-06-2	
Diisopropyl ether	ND	ug/L	250	174	50		08/26/20 03:35	108-20-3	
Ethanol	ND	ug/L	10000	7200	50		08/26/20 03:35	64-17-5	v2
Ethylbenzene	**571**	ug/L	250	92.0	50		08/26/20 03:35	100-41-4	
Ethyl-tert-butyl ether	ND	ug/L	500	423	50		08/26/20 03:35	637-92-3	
Methyl-tert-butyl ether	**2580**	ug/L	250	155	50		08/26/20 03:35	1634-04-4	
Naphthalene	**134J**	ug/L	250	104	50		08/26/20 03:35	91-20-3	
Toluene	**7500**	ug/L	250	100	50		08/26/20 03:35	108-88-3	
Xylene (Total)	**4130**	ug/L	250	250	50		08/26/20 03:35	1330-20-7	
Surrogates									
4-Bromofluorobenzene (S)	97	%	70-130		50		08/26/20 03:35	460-00-4	
1,2-Dichloroethane-d4 (S)	91	%	70-130		50		08/26/20 03:35	17060-07-0	
Toluene-d8 (S)	96	%	70-130		50		08/26/20 03:35	2037-26-5	

REPORT OF LABORATORY ANALYSIS

This report shall not be reproduced, except in full,
without the written consent of Pace Analytical Services, LLC.

Pace Analytical Services, LLC
9800 Kincey Ave. Suite 100
Huntersville, NC 28078
(704)875-9092

ANALYTICAL RESULTS

Project: West Side Quick Stop
Pace Project No.: 92492178

Sample: MW0XR **Lab ID: 92492178041** Collected: 08/22/20 12:30 Received: 08/24/20 11:00 Matrix: Water

Parameters	Results	Units	Report Limit	MDL	DF	Prepared	Analyzed	CAS No.	Qual
8011 GCS EDB and DBCP	Analytical Method: EPA 8011 Preparation Method: EPA 8011 Pace Analytical Services - Charlotte								
1,2-Dibromoethane (EDB)	ND	ug/L	0.019	0.011	1	08/28/20 11:28	08/28/20 20:50	106-93-4	
Surrogates									
1-Chloro-2-bromopropane (S)	82	%	60-140		1	08/28/20 11:28	08/28/20 20:50	301-79-56	
8260 MSV	Analytical Method: EPA 8260D Pace Analytical Services - Charlotte								
tert-Amyl Alcohol	**290**	ug/L	100	65.6	1		08/26/20 23:33	75-85-4	
tert-Amylmethyl ether	ND	ug/L	10.0	3.0	1		08/26/20 23:33	994-05-8	
Benzene	**45.6**	ug/L	5.0	1.7	1		08/26/20 23:33	71-43-2	
3,3-Dimethyl-1-Butanol	ND	ug/L	100	53.9	1		08/26/20 23:33	624-95-3	
tert-Butyl Alcohol	ND	ug/L	100	91.0	1		08/26/20 23:33	75-65-0	
tert-Butyl Formate	ND	ug/L	50.0	24.1	1		08/26/20 23:33	762-75-4	
1,2-Dichloroethane	ND	ug/L	5.0	2.1	1		08/26/20 23:33	107-06-2	
Diisopropyl ether	ND	ug/L	5.0	3.5	1		08/26/20 23:33	108-20-3	
Ethanol	ND	ug/L	200	144	1		08/26/20 23:33	64-17-5	
Ethylbenzene	ND	ug/L	5.0	1.8	1		08/26/20 23:33	100-41-4	
Ethyl-tert-butyl ether	ND	ug/L	10.0	8.5	1		08/26/20 23:33	637-92-3	
Methyl-tert-butyl ether	**28.9**	ug/L	5.0	3.1	1		08/26/20 23:33	1634-04-4	
Naphthalene	ND	ug/L	5.0	2.1	1		08/26/20 23:33	91-20-3	
Toluene	**5.7**	ug/L	5.0	2.0	1		08/26/20 23:33	108-88-3	
Xylene (Total)	**50.8**	ug/L	5.0	5.0	1		08/26/20 23:33	1330-20-7	
Surrogates									
4-Bromofluorobenzene (S)	96	%	70-130		1		08/26/20 23:33	460-00-4	
1,2-Dichloroethane-d4 (S)	92	%	70-130		1		08/26/20 23:33	17060-07-0	
Toluene-d8 (S)	106	%	70-130		1		08/26/20 23:33	2037-26-5	

REPORT OF LABORATORY ANALYSIS

This report shall not be reproduced, except in full,
without the written consent of Pace Analytical Services, LLC.

Pace Analytical Services, LLC
9800 Kincey Ave. Suite 100
Huntersville, NC 28078
(704)875-9092

ANALYTICAL RESULTS

Project: West Side Quick Stop
Pace Project No.: 92492178

Sample: DUP A **Lab ID: 92492178042** Collected: 08/22/20 11:50 Received: 08/24/20 11:00 Matrix: Water

Parameters	Results	Units	Report Limit	MDL	DF	Prepared	Analyzed	CAS No.	Qual
8011 GCS EDB and DBCP	Analytical Method: EPA 8011 Preparation Method: EPA 8011 Pace Analytical Services - Charlotte								
1,2-Dibromoethane (EDB)	ND	ug/L	0.020	0.011	1	08/28/20 11:28	08/28/20 21:02	106-93-4	
Surrogates									
1-Chloro-2-bromopropane (S)	92	%	60-140		1	08/28/20 11:28	08/28/20 21:02	301-79-56	
8260 MSV	Analytical Method: EPA 8260D Pace Analytical Services - Charlotte								
tert-Amyl Alcohol	**132J**	ug/L	200	131	2		08/27/20 00:27	75-85-4	
tert-Amylmethyl ether	ND	ug/L	20.0	6.1	2		08/27/20 00:27	994-05-8	
Benzene	**233**	ug/L	10.0	3.5	2		08/27/20 00:27	71-43-2	
3,3-Dimethyl-1-Butanol	ND	ug/L	200	108	2		08/27/20 00:27	624-95-3	
tert-Butyl Alcohol	ND	ug/L	200	182	2		08/27/20 00:27	75-65-0	
tert-Butyl Formate	ND	ug/L	100	48.2	2		08/27/20 00:27	762-75-4	
1,2-Dichloroethane	ND	ug/L	10.0	4.1	2		08/27/20 00:27	107-06-2	
Diisopropyl ether	ND	ug/L	10.0	7.0	2		08/27/20 00:27	108-20-3	
Ethanol	ND	ug/L	400	288	2		08/27/20 00:27	64-17-5	
Ethylbenzene	**5.8J**	ug/L	10.0	3.7	2		08/27/20 00:27	100-41-4	
Ethyl-tert-butyl ether	ND	ug/L	20.0	16.9	2		08/27/20 00:27	637-92-3	
Methyl-tert-butyl ether	ND	ug/L	10.0	6.2	2		08/27/20 00:27	1634-04-4	
Naphthalene	ND	ug/L	10.0	4.2	2		08/27/20 00:27	91-20-3	
Toluene	**10.3**	ug/L	10.0	4.0	2		08/27/20 00:27	108-88-3	
Xylene (Total)	**137**	ug/L	10.0	10.0	2		08/27/20 00:27	1330-20-7	
Surrogates									
4-Bromofluorobenzene (S)	91	%	70-130		2		08/27/20 00:27	460-00-4	
1,2-Dichloroethane-d4 (S)	90	%	70-130		2		08/27/20 00:27	17060-07-0	
Toluene-d8 (S)	103	%	70-130		2		08/27/20 00:27	2037-26-5	

REPORT OF LABORATORY ANALYSIS

This report shall not be reproduced, except in full,
without the written consent of Pace Analytical Services, LLC.

Pace Analytical Services, LLC
9800 Kincey Ave. Suite 100
Huntersville, NC 28078
(704)875-9092

ANALYTICAL RESULTS

Project: West Side Quick Stop
Pace Project No.: 92492178

Sample: DUP B **Lab ID: 92492178043** Collected: 08/22/20 11:05 Received: 08/24/20 11:00 Matrix: Water

Parameters	Results	Units	Report Limit	MDL	DF	Prepared	Analyzed	CAS No.	Qual
8011 GCS EDB and DBCP	Analytical Method: EPA 8011 Preparation Method: EPA 8011 Pace Analytical Services - Charlotte								
1,2-Dibromoethane (EDB)	ND	ug/L	0.020	0.011	1	08/28/20 11:28	08/28/20 21:14	106-93-4	
Surrogates									
1-Chloro-2-bromopropane (S)	106	%	60-140		1	08/28/20 11:28	08/28/20 21:14	301-79-56	
8260 MSV	Analytical Method: EPA 8260D Pace Analytical Services - Charlotte								
tert-Amyl Alcohol	**7980**	ug/L	5000	3280	50		08/25/20 22:41	75-85-4	
tert-Amylmethyl ether	ND	ug/L	500	152	50		08/25/20 22:41	994-05-8	
Benzene	**3730**	ug/L	250	87.0	50		08/25/20 22:41	71-43-2	
3,3-Dimethyl-1-Butanol	ND	ug/L	5000	2700	50		08/25/20 22:41	624-95-3	
tert-Butyl Alcohol	ND	ug/L	5000	4550	50		08/25/20 22:41	75-65-0	
tert-Butyl Formate	ND	ug/L	2500	1200	50		08/25/20 22:41	762-75-4	
1,2-Dichloroethane	ND	ug/L	250	103	50		08/25/20 22:41	107-06-2	
Diisopropyl ether	ND	ug/L	250	174	50		08/25/20 22:41	108-20-3	
Ethanol	ND	ug/L	10000	7200	50		08/25/20 22:41	64-17-5	
Ethylbenzene	**1200**	ug/L	250	92.0	50		08/25/20 22:41	100-41-4	
Ethyl-tert-butyl ether	ND	ug/L	500	423	50		08/25/20 22:41	637-92-3	
Methyl-tert-butyl ether	ND	ug/L	250	155	50		08/25/20 22:41	1634-04-4	
Naphthalene	**105J**	ug/L	250	104	50		08/25/20 22:41	91-20-3	
Toluene	**8780**	ug/L	250	100	50		08/25/20 22:41	108-88-3	
Xylene (Total)	**5560**	ug/L	250	250	50		08/25/20 22:41	1330-20-7	
Surrogates									
4-Bromofluorobenzene (S)	95	%	70-130		50		08/25/20 22:41	460-00-4	
1,2-Dichloroethane-d4 (S)	106	%	70-130		50		08/25/20 22:41	17060-07-0	
Toluene-d8 (S)	100	%	70-130		50		08/25/20 22:41	2037-26-5	

REPORT OF LABORATORY ANALYSIS

This report shall not be reproduced, except in full,
without the written consent of Pace Analytical Services, LLC.

Pace Analytical Services, LLC
9800 Kincey Ave. Suite 100
Huntersville, NC 28078
(704)875-9092

ANALYTICAL RESULTS

Project: West Side Quick Stop
Pace Project No.: 92492178

Sample: DUP C **Lab ID: 92492178044** Collected: 08/22/20 13:50 Received: 08/24/20 11:00 Matrix: Water

Parameters	Results	Units	Report Limit	MDL	DF	Prepared	Analyzed	CAS No.	Qual
8011 GCS EDB and DBCP	Analytical Method: EPA 8011 Preparation Method: EPA 8011 Pace Analytical Services - Charlotte								
1,2-Dibromoethane (EDB)	ND	ug/L	0.021	0.012	1	08/28/20 11:28	08/28/20 21:25	106-93-4	
Surrogates									
1-Chloro-2-bromopropane (S)	98	%	60-140		1	08/28/20 11:28	08/28/20 21:25	301-79-56	
8260 MSV	Analytical Method: EPA 8260D Pace Analytical Services - Charlotte								
tert-Amyl Alcohol	**5100**	ug/L	5000	3280	50		08/25/20 22:23	75-85-4	
tert-Amylmethyl ether	ND	ug/L	500	152	50		08/25/20 22:23	994-05-8	
Benzene	**3220**	ug/L	250	87.0	50		08/25/20 22:23	71-43-2	
3,3-Dimethyl-1-Butanol	ND	ug/L	5000	2700	50		08/25/20 22:23	624-95-3	
tert-Butyl Alcohol	ND	ug/L	5000	4550	50		08/25/20 22:23	75-65-0	
tert-Butyl Formate	ND	ug/L	2500	1200	50		08/25/20 22:23	762-75-4	
1,2-Dichloroethane	ND	ug/L	250	103	50		08/25/20 22:23	107-06-2	
Diisopropyl ether	**223J**	ug/L	250	174	50		08/25/20 22:23	108-20-3	
Ethanol	ND	ug/L	10000	7200	50		08/25/20 22:23	64-17-5	
Ethylbenzene	**550**	ug/L	250	92.0	50		08/25/20 22:23	100-41-4	
Ethyl-tert-butyl ether	ND	ug/L	500	423	50		08/25/20 22:23	637-92-3	
Methyl-tert-butyl ether	**3270**	ug/L	250	155	50		08/25/20 22:23	1634-04-4	
Naphthalene	**109J**	ug/L	250	104	50		08/25/20 22:23	91-20-3	
Toluene	**7440**	ug/L	250	100	50		08/25/20 22:23	108-88-3	
Xylene (Total)	**4030**	ug/L	250	250	50		08/25/20 22:23	1330-20-7	
Surrogates									
4-Bromofluorobenzene (S)	94	%	70-130		50		08/25/20 22:23	460-00-4	
1,2-Dichloroethane-d4 (S)	109	%	70-130		50		08/25/20 22:23	17060-07-0	
Toluene-d8 (S)	98	%	70-130		50		08/25/20 22:23	2037-26-5	

REPORT OF LABORATORY ANALYSIS

This report shall not be reproduced, except in full,
without the written consent of Pace Analytical Services, LLC.

Pace Analytical Services, LLC
9800 Kincey Ave. Suite 100
Huntersville, NC 28078
(704)875-9092

ANALYTICAL RESULTS

Project: West Side Quick Stop
Pace Project No.: 92492178

Sample: FB1 **Lab ID: 92492178045** Collected: 08/19/20 14:55 Received: 08/24/20 11:00 Matrix: Water

Parameters	Results	Units	Report Limit	MDL	DF	Prepared	Analyzed	CAS No.	Qual
8011 GCS EDB and DBCP	Analytical Method: EPA 8011 Preparation Method: EPA 8011 Pace Analytical Services - Charlotte								
1,2-Dibromoethane (EDB)	ND	ug/L	0.019	0.011	1	08/28/20 11:28	08/28/20 21:37	106-93-4	
Surrogates									
1-Chloro-2-bromopropane (S)	81	%	60-140		1	08/28/20 11:28	08/28/20 21:37	301-79-56	
8260 MSV	Analytical Method: EPA 8260D Pace Analytical Services - Charlotte								
tert-Amyl Alcohol	ND	ug/L	100	65.6	1		08/26/20 05:14	75-85-4	
tert-Amylmethyl ether	ND	ug/L	10.0	3.0	1		08/26/20 05:14	994-05-8	
Benzene	ND	ug/L	5.0	1.7	1		08/26/20 05:14	71-43-2	
3,3-Dimethyl-1-Butanol	ND	ug/L	100	53.9	1		08/26/20 05:14	624-95-3	
tert-Butyl Alcohol	ND	ug/L	100	91.0	1		08/26/20 05:14	75-65-0	
tert-Butyl Formate	ND	ug/L	50.0	24.1	1		08/26/20 05:14	762-75-4	
1,2-Dichloroethane	ND	ug/L	5.0	2.1	1		08/26/20 05:14	107-06-2	
Diisopropyl ether	ND	ug/L	5.0	3.5	1		08/26/20 05:14	108-20-3	
Ethanol	ND	ug/L	200	144	1		08/26/20 05:14	64-17-5	
Ethylbenzene	ND	ug/L	5.0	1.8	1		08/26/20 05:14	100-41-4	
Ethyl-tert-butyl ether	ND	ug/L	10.0	8.5	1		08/26/20 05:14	637-92-3	
Methyl-tert-butyl ether	ND	ug/L	5.0	3.1	1		08/26/20 05:14	1634-04-4	
Naphthalene	ND	ug/L	5.0	2.1	1		08/26/20 05:14	91-20-3	
Toluene	ND	ug/L	5.0	2.0	1		08/26/20 05:14	108-88-3	
Xylene (Total)	ND	ug/L	5.0	5.0	1		08/26/20 05:14	1330-20-7	
Surrogates									
4-Bromofluorobenzene (S)	98	%	70-130		1		08/26/20 05:14	460-00-4	
1,2-Dichloroethane-d4 (S)	89	%	70-130		1		08/26/20 05:14	17060-07-0	
Toluene-d8 (S)	100	%	70-130		1		08/26/20 05:14	2037-26-5	

REPORT OF LABORATORY ANALYSIS

This report shall not be reproduced, except in full,
without the written consent of Pace Analytical Services, LLC.

Pace Analytical Services, LLC
9800 Kincey Ave. Suite 100
Huntersville, NC 28078
(704)875-9092

ANALYTICAL RESULTS

Project: West Side Quick Stop
Pace Project No.: 92492178

Sample: FB2 **Lab ID: 92492178046** Collected: 08/20/20 13:45 Received: 08/24/20 11:00 Matrix: Water

Parameters	Results	Units	Report Limit	MDL	DF	Prepared	Analyzed	CAS No.	Qual
8011 GCS EDB and DBCP	Analytical Method: EPA 8011 Preparation Method: EPA 8011 Pace Analytical Services - Charlotte								
1,2-Dibromoethane (EDB)	ND	ug/L	0.020	0.011	1	08/28/20 11:28	08/28/20 21:49	106-93-4	
Surrogates									
1-Chloro-2-bromopropane (S)	80	%	60-140		1	08/28/20 11:28	08/28/20 21:49	301-79-56	
8260 MSV	Analytical Method: EPA 8260D Pace Analytical Services - Charlotte								
tert-Amyl Alcohol	ND	ug/L	100	65.6	1		08/26/20 05:33	75-85-4	
tert-Amylmethyl ether	ND	ug/L	10.0	3.0	1		08/26/20 05:33	994-05-8	
Benzene	ND	ug/L	5.0	1.7	1		08/26/20 05:33	71-43-2	
3,3-Dimethyl-1-Butanol	ND	ug/L	100	53.9	1		08/26/20 05:33	624-95-3	
tert-Butyl Alcohol	ND	ug/L	100	91.0	1		08/26/20 05:33	75-65-0	
tert-Butyl Formate	ND	ug/L	50.0	24.1	1		08/26/20 05:33	762-75-4	
1,2-Dichloroethane	ND	ug/L	5.0	2.1	1		08/26/20 05:33	107-06-2	
Diisopropyl ether	ND	ug/L	5.0	3.5	1		08/26/20 05:33	108-20-3	
Ethanol	ND	ug/L	200	144	1		08/26/20 05:33	64-17-5	
Ethylbenzene	ND	ug/L	5.0	1.8	1		08/26/20 05:33	100-41-4	
Ethyl-tert-butyl ether	ND	ug/L	10.0	8.5	1		08/26/20 05:33	637-92-3	
Methyl-tert-butyl ether	ND	ug/L	5.0	3.1	1		08/26/20 05:33	1634-04-4	
Naphthalene	ND	ug/L	5.0	2.1	1		08/26/20 05:33	91-20-3	
Toluene	ND	ug/L	5.0	2.0	1		08/26/20 05:33	108-88-3	
Xylene (Total)	ND	ug/L	5.0	5.0	1		08/26/20 05:33	1330-20-7	
Surrogates									
4-Bromofluorobenzene (S)	100	%	70-130		1		08/26/20 05:33	460-00-4	
1,2-Dichloroethane-d4 (S)	89	%	70-130		1		08/26/20 05:33	17060-07-0	
Toluene-d8 (S)	99	%	70-130		1		08/26/20 05:33	2037-26-5	

REPORT OF LABORATORY ANALYSIS

This report shall not be reproduced, except in full,
without the written consent of Pace Analytical Services, LLC.

Pace Analytical Services, LLC
9800 Kincey Ave. Suite 100
Huntersville, NC 28078
(704)875-9092

ANALYTICAL RESULTS

Project: West Side Quick Stop
Pace Project No.: 92492178

Sample: FB3 **Lab ID: 92492178047** Collected: 08/22/20 12:40 Received: 08/24/20 11:00 Matrix: Water

Parameters	Results	Units	Report Limit	MDL	DF	Prepared	Analyzed	CAS No.	Qual
8011 GCS EDB and DBCP	Analytical Method: EPA 8011 Preparation Method: EPA 8011 Pace Analytical Services - Charlotte								
1,2-Dibromoethane (EDB)	ND	ug/L	0.019	0.011	1	08/28/20 11:28	08/28/20 22:01	106-93-4	
Surrogates									
1-Chloro-2-bromopropane (S)	85	%	60-140		1	08/28/20 11:28	08/28/20 22:01	301-79-56	
8260 MSV	Analytical Method: EPA 8260D Pace Analytical Services - Charlotte								
tert-Amyl Alcohol	ND	ug/L	100	65.6	1		08/26/20 05:51	75-85-4	
tert-Amylmethyl ether	ND	ug/L	10.0	3.0	1		08/26/20 05:51	994-05-8	
Benzene	ND	ug/L	5.0	1.7	1		08/26/20 05:51	71-43-2	
3,3-Dimethyl-1-Butanol	ND	ug/L	100	53.9	1		08/26/20 05:51	624-95-3	
tert-Butyl Alcohol	ND	ug/L	100	91.0	1		08/26/20 05:51	75-65-0	
tert-Butyl Formate	ND	ug/L	50.0	24.1	1		08/26/20 05:51	762-75-4	
1,2-Dichloroethane	ND	ug/L	5.0	2.1	1		08/26/20 05:51	107-06-2	
Diisopropyl ether	ND	ug/L	5.0	3.5	1		08/26/20 05:51	108-20-3	
Ethanol	ND	ug/L	200	144	1		08/26/20 05:51	64-17-5	
Ethylbenzene	ND	ug/L	5.0	1.8	1		08/26/20 05:51	100-41-4	
Ethyl-tert-butyl ether	ND	ug/L	10.0	8.5	1		08/26/20 05:51	637-92-3	
Methyl-tert-butyl ether	ND	ug/L	5.0	3.1	1		08/26/20 05:51	1634-04-4	
Naphthalene	ND	ug/L	5.0	2.1	1		08/26/20 05:51	91-20-3	
Toluene	ND	ug/L	5.0	2.0	1		08/26/20 05:51	108-88-3	
Xylene (Total)	ND	ug/L	5.0	5.0	1		08/26/20 05:51	1330-20-7	
Surrogates									
4-Bromofluorobenzene (S)	97	%	70-130		1		08/26/20 05:51	460-00-4	
1,2-Dichloroethane-d4 (S)	90	%	70-130		1		08/26/20 05:51	17060-07-0	
Toluene-d8 (S)	101	%	70-130		1		08/26/20 05:51	2037-26-5	

REPORT OF LABORATORY ANALYSIS

This report shall not be reproduced, except in full,
without the written consent of Pace Analytical Services, LLC.

Pace Analytical Services, LLC
9800 Kincey Ave. Suite 100
Huntersville, NC 28078
(704)875-9092

ANALYTICAL RESULTS

Project: West Side Quick Stop
Pace Project No.: 92492178

Sample: TRIP BLANK **Lab ID: 92492178048** Collected: 08/22/20 00:00 Received: 08/24/20 11:00 Matrix: Water

Parameters	Results	Units	Report Limit	MDL	DF	Prepared	Analyzed	CAS No.	Qual
8260 MSV	Analytical Method: EPA 8260D Pace Analytical Services - Charlotte								
tert-Amyl Alcohol	ND	ug/L	100	65.6	1		08/26/20 06:09	75-85-4	
tert-Amylmethyl ether	ND	ug/L	10.0	3.0	1		08/26/20 06:09	994-05-8	
Benzene	ND	ug/L	5.0	1.7	1		08/26/20 06:09	71-43-2	
3,3-Dimethyl-1-Butanol	ND	ug/L	100	53.9	1		08/26/20 06:09	624-95-3	
tert-Butyl Alcohol	ND	ug/L	100	91.0	1		08/26/20 06:09	75-65-0	
tert-Butyl Formate	ND	ug/L	50.0	24.1	1		08/26/20 06:09	762-75-4	
1,2-Dichloroethane	ND	ug/L	5.0	2.1	1		08/26/20 06:09	107-06-2	
Diisopropyl ether	ND	ug/L	5.0	3.5	1		08/26/20 06:09	108-20-3	
Ethanol	ND	ug/L	200	144	1		08/26/20 06:09	64-17-5	
Ethylbenzene	ND	ug/L	5.0	1.8	1		08/26/20 06:09	100-41-4	
Ethyl-tert-butyl ether	ND	ug/L	10.0	8.5	1		08/26/20 06:09	637-92-3	
Methyl-tert-butyl ether	ND	ug/L	5.0	3.1	1		08/26/20 06:09	1634-04-4	
Naphthalene	ND	ug/L	5.0	2.1	1		08/26/20 06:09	91-20-3	
Toluene	ND	ug/L	5.0	2.0	1		08/26/20 06:09	108-88-3	
Xylene (Total)	ND	ug/L	5.0	5.0	1		08/26/20 06:09	1330-20-7	
Surrogates									
4-Bromofluorobenzene (S)	97	%	70-130		1		08/26/20 06:09	460-00-4	
1,2-Dichloroethane-d4 (S)	90	%	70-130		1		08/26/20 06:09	17060-07-0	
Toluene-d8 (S)	100	%	70-130		1		08/26/20 06:09	2037-26-5	

REPORT OF LABORATORY ANALYSIS

This report shall not be reproduced, except in full,
without the written consent of Pace Analytical Services, LLC.

Pace Analytical Services, LLC
9800 Kincey Ave. Suite 100
Huntersville, NC 28078
(704)875-9092

ANALYTICAL RESULTS

Project: West Side Quick Stop
Pace Project No.: 92492178

Sample: TRIP BLANK 2 **Lab ID: 92492178049** Collected: 08/22/20 00:00 Received: 08/24/20 11:00 Matrix: Water

Parameters	Results	Units	Report Limit	MDL	DF	Prepared	Analyzed	CAS No.	Qual
8260 MSV	Analytical Method: EPA 8260D Pace Analytical Services - Charlotte								
tert-Amyl Alcohol	ND	ug/L	100	65.6	1		08/26/20 06:27	75-85-4	
tert-Amylmethyl ether	ND	ug/L	10.0	3.0	1		08/26/20 06:27	994-05-8	
Benzene	ND	ug/L	5.0	1.7	1		08/26/20 06:27	71-43-2	
3,3-Dimethyl-1-Butanol	ND	ug/L	100	53.9	1		08/26/20 06:27	624-95-3	
tert-Butyl Alcohol	ND	ug/L	100	91.0	1		08/26/20 06:27	75-65-0	
tert-Butyl Formate	ND	ug/L	50.0	24.1	1		08/26/20 06:27	762-75-4	
1,2-Dichloroethane	ND	ug/L	5.0	2.1	1		08/26/20 06:27	107-06-2	
Diisopropyl ether	ND	ug/L	5.0	3.5	1		08/26/20 06:27	108-20-3	
Ethanol	ND	ug/L	200	144	1		08/26/20 06:27	64-17-5	
Ethylbenzene	ND	ug/L	5.0	1.8	1		08/26/20 06:27	100-41-4	
Ethyl-tert-butyl ether	ND	ug/L	10.0	8.5	1		08/26/20 06:27	637-92-3	
Methyl-tert-butyl ether	ND	ug/L	5.0	3.1	1		08/26/20 06:27	1634-04-4	
Naphthalene	ND	ug/L	5.0	2.1	1		08/26/20 06:27	91-20-3	
Toluene	ND	ug/L	5.0	2.0	1		08/26/20 06:27	108-88-3	
Xylene (Total)	ND	ug/L	5.0	5.0	1		08/26/20 06:27	1330-20-7	
Surrogates									
4-Bromofluorobenzene (S)	98	%	70-130		1		08/26/20 06:27	460-00-4	
1,2-Dichloroethane-d4 (S)	90	%	70-130		1		08/26/20 06:27	17060-07-0	
Toluene-d8 (S)	100	%	70-130		1		08/26/20 06:27	2037-26-5	

REPORT OF LABORATORY ANALYSIS

This report shall not be reproduced, except in full,
without the written consent of Pace Analytical Services, LLC.

Pace Analytical Services, LLC
9800 Kincey Ave. Suite 100
Huntersville, NC 28078
(704)875-9092

ANALYTICAL RESULTS

Project: West Side Quick Stop
Pace Project No.: 92492178

Sample: EB1 **Lab ID: 92492178050** Collected: 08/19/20 13:15 Received: 08/24/20 11:00 Matrix: Water

Parameters	Results	Units	Report Limit	MDL	DF	Prepared	Analyzed	CAS No.	Qual
8011 GCS EDB and DBCP	Analytical Method: EPA 8011 Preparation Method: EPA 8011 Pace Analytical Services - Charlotte								
1,2-Dibromoethane (EDB)	ND	ug/L	0.020	0.012	1	08/28/20 11:28	08/28/20 22:12	106-93-4	
Surrogates									
1-Chloro-2-bromopropane (S)	83	%	60-140		1	08/28/20 11:28	08/28/20 22:12	301-79-56	
8260 MSV	Analytical Method: EPA 8260D Pace Analytical Services - Charlotte								
tert-Amyl Alcohol	ND	ug/L	100	65.6	1		08/26/20 06:46	75-85-4	
tert-Amylmethyl ether	ND	ug/L	10.0	3.0	1		08/26/20 06:46	994-05-8	
Benzene	ND	ug/L	5.0	1.7	1		08/26/20 06:46	71-43-2	
3,3-Dimethyl-1-Butanol	ND	ug/L	100	53.9	1		08/26/20 06:46	624-95-3	
tert-Butyl Alcohol	ND	ug/L	100	91.0	1		08/26/20 06:46	75-65-0	
tert-Butyl Formate	ND	ug/L	50.0	24.1	1		08/26/20 06:46	762-75-4	
1,2-Dichloroethane	ND	ug/L	5.0	2.1	1		08/26/20 06:46	107-06-2	
Diisopropyl ether	ND	ug/L	5.0	3.5	1		08/26/20 06:46	108-20-3	
Ethanol	ND	ug/L	200	144	1		08/26/20 06:46	64-17-5	
Ethylbenzene	ND	ug/L	5.0	1.8	1		08/26/20 06:46	100-41-4	
Ethyl-tert-butyl ether	ND	ug/L	10.0	8.5	1		08/26/20 06:46	637-92-3	
Methyl-tert-butyl ether	ND	ug/L	5.0	3.1	1		08/26/20 06:46	1634-04-4	
Naphthalene	ND	ug/L	5.0	2.1	1		08/26/20 06:46	91-20-3	
Toluene	ND	ug/L	5.0	2.0	1		08/26/20 06:46	108-88-3	
Xylene (Total)	ND	ug/L	5.0	5.0	1		08/26/20 06:46	1330-20-7	
Surrogates									
4-Bromofluorobenzene (S)	98	%	70-130		1		08/26/20 06:46	460-00-4	
1,2-Dichloroethane-d4 (S)	91	%	70-130		1		08/26/20 06:46	17060-07-0	
Toluene-d8 (S)	100	%	70-130		1		08/26/20 06:46	2037-26-5	

REPORT OF LABORATORY ANALYSIS

This report shall not be reproduced, except in full,
without the written consent of Pace Analytical Services, LLC.

Pace Analytical Services, LLC
9800 Kincey Ave. Suite 100
Huntersville, NC 28078
(704)875-9092

ANALYTICAL RESULTS

Project: West Side Quick Stop
Pace Project No.: 92492178

Sample: EB2 **Lab ID: 92492178051** Collected: 08/20/20 17:00 Received: 08/24/20 11:00 Matrix: Water

Parameters	Results	Units	Report Limit	MDL	DF	Prepared	Analyzed	CAS No.	Qual
8011 GCS EDB and DBCP	Analytical Method: EPA 8011 Preparation Method: EPA 8011 Pace Analytical Services - Charlotte								
1,2-Dibromoethane (EDB)	ND	ug/L	0.020	0.011	1	08/28/20 11:28	08/28/20 22:24	106-93-4	
Surrogates									
1-Chloro-2-bromopropane (S)	80	%	60-140		1	08/28/20 11:28	08/28/20 22:24	301-79-56	
8260 MSV	Analytical Method: EPA 8260D Pace Analytical Services - Charlotte								
tert-Amyl Alcohol	ND	ug/L	100	65.6	1		08/26/20 07:04	75-85-4	
tert-Amylmethyl ether	ND	ug/L	10.0	3.0	1		08/26/20 07:04	994-05-8	
Benzene	ND	ug/L	5.0	1.7	1		08/26/20 07:04	71-43-2	
3,3-Dimethyl-1-Butanol	ND	ug/L	100	53.9	1		08/26/20 07:04	624-95-3	
tert-Butyl Alcohol	ND	ug/L	100	91.0	1		08/26/20 07:04	75-65-0	
tert-Butyl Formate	ND	ug/L	50.0	24.1	1		08/26/20 07:04	762-75-4	
1,2-Dichloroethane	ND	ug/L	5.0	2.1	1		08/26/20 07:04	107-06-2	
Diisopropyl ether	ND	ug/L	5.0	3.5	1		08/26/20 07:04	108-20-3	
Ethanol	ND	ug/L	200	144	1		08/26/20 07:04	64-17-5	
Ethylbenzene	ND	ug/L	5.0	1.8	1		08/26/20 07:04	100-41-4	
Ethyl-tert-butyl ether	ND	ug/L	10.0	8.5	1		08/26/20 07:04	637-92-3	
Methyl-tert-butyl ether	ND	ug/L	5.0	3.1	1		08/26/20 07:04	1634-04-4	
Naphthalene	ND	ug/L	5.0	2.1	1		08/26/20 07:04	91-20-3	
Toluene	ND	ug/L	5.0	2.0	1		08/26/20 07:04	108-88-3	
Xylene (Total)	ND	ug/L	5.0	5.0	1		08/26/20 07:04	1330-20-7	
Surrogates									
4-Bromofluorobenzene (S)	99	%	70-130		1		08/26/20 07:04	460-00-4	
1,2-Dichloroethane-d4 (S)	93	%	70-130		1		08/26/20 07:04	17060-07-0	
Toluene-d8 (S)	100	%	70-130		1		08/26/20 07:04	2037-26-5	

REPORT OF LABORATORY ANALYSIS

This report shall not be reproduced, except in full,
without the written consent of Pace Analytical Services, LLC.

Pace Analytical Services, LLC
9800 Kincey Ave. Suite 100
Huntersville, NC 28078
(704)875-9092

ANALYTICAL RESULTS

Project: West Side Quick Stop
Pace Project No.: 92492178

Sample: EB3 **Lab ID: 92492178052** Collected: 08/22/20 10:05 Received: 08/24/20 11:00 Matrix: Water

Parameters	Results	Units	Report Limit	MDL	DF	Prepared	Analyzed	CAS No.	Qual
8011 GCS EDB and DBCP	Analytical Method: EPA 8011 Preparation Method: EPA 8011 Pace Analytical Services - Charlotte								
1,2-Dibromoethane (EDB)	ND	ug/L	0.020	0.011	1	08/28/20 11:28	08/28/20 22:36	106-93-4	
Surrogates									
1-Chloro-2-bromopropane (S)	82	%	60-140		1	08/28/20 11:28	08/28/20 22:36	301-79-56	
8260 MSV	Analytical Method: EPA 8260D Pace Analytical Services - Charlotte								
tert-Amyl Alcohol	ND	ug/L	100	65.6	1		08/26/20 07:22	75-85-4	
tert-Amylmethyl ether	ND	ug/L	10.0	3.0	1		08/26/20 07:22	994-05-8	
Benzene	ND	ug/L	5.0	1.7	1		08/26/20 07:22	71-43-2	
3,3-Dimethyl-1-Butanol	ND	ug/L	100	53.9	1		08/26/20 07:22	624-95-3	
tert-Butyl Alcohol	ND	ug/L	100	91.0	1		08/26/20 07:22	75-65-0	
tert-Butyl Formate	ND	ug/L	50.0	24.1	1		08/26/20 07:22	762-75-4	
1,2-Dichloroethane	ND	ug/L	5.0	2.1	1		08/26/20 07:22	107-06-2	
Diisopropyl ether	ND	ug/L	5.0	3.5	1		08/26/20 07:22	108-20-3	
Ethanol	ND	ug/L	200	144	1		08/26/20 07:22	64-17-5	
Ethylbenzene	ND	ug/L	5.0	1.8	1		08/26/20 07:22	100-41-4	
Ethyl-tert-butyl ether	ND	ug/L	10.0	8.5	1		08/26/20 07:22	637-92-3	
Methyl-tert-butyl ether	ND	ug/L	5.0	3.1	1		08/26/20 07:22	1634-04-4	
Naphthalene	ND	ug/L	5.0	2.1	1		08/26/20 07:22	91-20-3	
Toluene	ND	ug/L	5.0	2.0	1		08/26/20 07:22	108-88-3	
Xylene (Total)	ND	ug/L	5.0	5.0	1		08/26/20 07:22	1330-20-7	
Surrogates									
4-Bromofluorobenzene (S)	99	%	70-130		1		08/26/20 07:22	460-00-4	
1,2-Dichloroethane-d4 (S)	92	%	70-130		1		08/26/20 07:22	17060-07-0	
Toluene-d8 (S)	99	%	70-130		1		08/26/20 07:22	2037-26-5	

REPORT OF LABORATORY ANALYSIS

This report shall not be reproduced, except in full,
without the written consent of Pace Analytical Services, LLC.

Pace Analytical Services, LLC
9800 Kincey Ave. Suite 100
Huntersville, NC 28078
(704)875-9092

QUALITY CONTROL DATA

Project: West Side Quick Stop
Pace Project No.: 92492178

QC Batch: 562060
QC Batch Method: EPA 8260D
Analysis Method: EPA 8260D
Analysis Description: 8260 MSV SC
Laboratory: Pace Analytical Services - Charlotte
Associated Lab Samples: 92492178043, 92492178044

METHOD BLANK: 2981068 Matrix: Water
Associated Lab Samples: 92492178043, 92492178044

Parameter	Units	Blank Result	Reporting Limit	MDL	Analyzed	Qualifiers
1,2-Dichloroethane	ug/L	ND	5.0	2.1	08/25/20 15:11	
3,3-Dimethyl-1-Butanol	ug/L	ND	100	53.9	08/25/20 15:11	
Benzene	ug/L	ND	5.0	1.7	08/25/20 15:11	
Diisopropyl ether	ug/L	ND	5.0	3.5	08/25/20 15:11	
Ethanol	ug/L	ND	200	144	08/25/20 15:11	
Ethyl-tert-butyl ether	ug/L	ND	10.0	8.5	08/25/20 15:11	
Ethylbenzene	ug/L	ND	5.0	1.8	08/25/20 15:11	
Methyl-tert-butyl ether	ug/L	ND	5.0	3.1	08/25/20 15:11	
Naphthalene	ug/L	ND	5.0	2.1	08/25/20 15:11	
tert-Amyl Alcohol	ug/L	ND	100	65.6	08/25/20 15:11	
tert-Amylmethyl ether	ug/L	ND	10.0	3.0	08/25/20 15:11	
tert-Butyl Alcohol	ug/L	ND	100	91.0	08/25/20 15:11	
tert-Butyl Formate	ug/L	ND	50.0	24.1	08/25/20 15:11	
Toluene	ug/L	ND	5.0	2.0	08/25/20 15:11	
Xylene (Total)	ug/L	ND	5.0	5.0	08/25/20 15:11	
1,2-Dichloroethane-d4 (S)	%	103	70-130		08/25/20 15:11	
4-Bromofluorobenzene (S)	%	98	70-130		08/25/20 15:11	
Toluene-d8 (S)	%	99	70-130		08/25/20 15:11	

LABORATORY CONTROL SAMPLE: 2981069

Parameter	Units	Spike Conc.	LCS Result	LCS % Rec	% Rec Limits	Qualifiers
1,2-Dichloroethane	ug/L	50	48.1	96	70-130	
3,3-Dimethyl-1-Butanol	ug/L	1000	971	97	70-130	
Benzene	ug/L	50	52.2	104	70-130	
Diisopropyl ether	ug/L	50	47.4	95	70-130	
Ethanol	ug/L	2000	2120	106	70-130	
Ethyl-tert-butyl ether	ug/L	100	102	102	70-130	
Ethylbenzene	ug/L	50	51.6	103	70-130	
Methyl-tert-butyl ether	ug/L	50	48.9	98	70-130	
Naphthalene	ug/L	50	48.4	97	70-130	
tert-Amyl Alcohol	ug/L	1000	1060	106	70-130	
tert-Amylmethyl ether	ug/L	100	106	106	70-130	
tert-Butyl Alcohol	ug/L	500	476	95	70-130	
tert-Butyl Formate	ug/L	400	417	104	70-130	
Toluene	ug/L	50	52.0	104	70-130	
Xylene (Total)	ug/L	150	156	104	70-130	
1,2-Dichloroethane-d4 (S)	%			93	70-130	
4-Bromofluorobenzene (S)	%			100	70-130	

Results presented on this page are in the units indicated by the "Units" column except where an alternate unit is presented to the right of the result.

REPORT OF LABORATORY ANALYSIS

This report shall not be reproduced, except in full,
without the written consent of Pace Analytical Services, LLC.

Pace Analytical Services, LLC
9800 Kincey Ave. Suite 100
Huntersville, NC 28078
(704)875-9092

QUALITY CONTROL DATA

Project: West Side Quick Stop
Pace Project No.: 92492178

LABORATORY CONTROL SAMPLE: 2981069

Parameter	Units	Spike Conc.	LCS Result	LCS % Rec	% Rec Limits	Qualifiers
Toluene-d8 (S)	%			102	70-130	

MATRIX SPIKE & MATRIX SPIKE DUPLICATE: 2981070 2981071

Parameter	Units	92492132011 Result	MS Spike Conc.	MSD Spike Conc.	MS Result	MSD Result	MS % Rec	MSD % Rec	% Rec Limits	RPD	Max RPD	Qual
1,2-Dichloroethane	ug/L	ND	20	20	20.5	20.9	102	104	70-137	2	30	
3,3-Dimethyl-1-Butanol	ug/L	ND	400	400	381	387	95	97	39-157	2	30	
Benzene	ug/L	ND	20	20	24.2	23.1	121	116	70-151	4	30	
Diisopropyl ether	ug/L	ND	20	20	20.5	20.4	102	102	63-144	0	30	
Ethanol	ug/L	ND	800	800	841	881	105	110	39-176	5	30	
Ethyl-tert-butyl ether	ug/L	ND	40	40	44.3	44.2	111	111	66-137	0	30	
Ethylbenzene	ug/L	ND	20	20	23.5	23.0	118	115	66-153	2	30	
Methyl-tert-butyl ether	ug/L	ND	20	20	21.2	21.5	106	108	54-156	2	30	
Naphthalene	ug/L	ND	20	20	19.8	19.5	99	98	61-148	1	30	
tert-Amyl Alcohol	ug/L	ND	400	400	430	437	108	109	54-153	2	30	
tert-Amylmethyl ether	ug/L	ND	40	40	44.9	44.5	112	111	69-139	1	30	
tert-Butyl Alcohol	ug/L	ND	200	200	294	299	147	150	43-188	2	30	
tert-Butyl Formate	ug/L	ND	160	160	ND	ND	3	2	10-170		30	P5
Toluene	ug/L	ND	20	20	22.4	22.5	110	110	59-148	0	30	
Xylene (Total)	ug/L	ND	60	60	70.6	69.9	118	117	63-158	1	30	
1,2-Dichloroethane-d4 (S)	%						100	107	70-130			
4-Bromofluorobenzene (S)	%						99	97	70-130			
Toluene-d8 (S)	%						100	101	70-130			

Results presented on this page are in the units indicated by the "Units" column except where an alternate unit is presented to the right of the result.

REPORT OF LABORATORY ANALYSIS

This report shall not be reproduced, except in full,
without the written consent of Pace Analytical Services, LLC.

Pace Analytical Services, LLC
9800 Kincey Ave. Suite 100
Huntersville, NC 28078
(704)875-9092

QUALITY CONTROL DATA

Project: West Side Quick Stop
Pace Project No.: 92492178

QC Batch: 562203 | Analysis Method: EPA 8260D
QC Batch Method: EPA 8260D | Analysis Description: 8260 MSV SC
Laboratory: Pace Analytical Services - Charlotte

Associated Lab Samples: 92492178003, 92492178004, 92492178005, 92492178006, 92492178007, 92492178008, 92492178009, 92492178010, 92492178011, 92492178012, 92492178016, 92492178017, 92492178018

METHOD BLANK: 2981760 Matrix: Water

Associated Lab Samples: 92492178003, 92492178004, 92492178005, 92492178006, 92492178007, 92492178008, 92492178009, 92492178010, 92492178011, 92492178012, 92492178016, 92492178017, 92492178018

Parameter	Units	Blank Result	Reporting Limit	MDL	Analyzed	Qualifiers
1,2-Dichloroethane	ug/L	ND	5.0	2.1	08/25/20 17:10	
3,3-Dimethyl-1-Butanol	ug/L	ND	100	53.9	08/25/20 17:10	
Benzene	ug/L	ND	5.0	1.7	08/25/20 17:10	
Diisopropyl ether	ug/L	ND	5.0	3.5	08/25/20 17:10	
Ethanol	ug/L	ND	200	144	08/25/20 17:10	
Ethyl-tert-butyl ether	ug/L	ND	10.0	8.5	08/25/20 17:10	
Ethylbenzene	ug/L	ND	5.0	1.8	08/25/20 17:10	
Methyl-tert-butyl ether	ug/L	ND	5.0	3.1	08/25/20 17:10	
Naphthalene	ug/L	ND	5.0	2.1	08/25/20 17:10	
tert-Amyl Alcohol	ug/L	ND	100	65.6	08/25/20 17:10	
tert-Amylmethyl ether	ug/L	ND	10.0	3.0	08/25/20 17:10	
tert-Butyl Alcohol	ug/L	ND	100	91.0	08/25/20 17:10	
tert-Butyl Formate	ug/L	ND	50.0	24.1	08/25/20 17:10	
Toluene	ug/L	ND	5.0	2.0	08/25/20 17:10	
Xylene (Total)	ug/L	ND	5.0	5.0	08/25/20 17:10	
1,2-Dichloroethane-d4 (S)	%	85	70-130		08/25/20 17:10	
4-Bromofluorobenzene (S)	%	100	70-130		08/25/20 17:10	
Toluene-d8 (S)	%	100	70-130		08/25/20 17:10	

LABORATORY CONTROL SAMPLE: 2981761

Parameter	Units	Spike Conc.	LCS Result	LCS % Rec	% Rec Limits	Qualifiers
1,2-Dichloroethane	ug/L	50	43.4	87	70-130	
3,3-Dimethyl-1-Butanol	ug/L	1000	1010	101	70-130	
Benzene	ug/L	50	49.8	100	70-130	
Diisopropyl ether	ug/L	50	46.7	93	70-130	
Ethanol	ug/L	2000	1950	97	70-130	
Ethyl-tert-butyl ether	ug/L	100	96.8	97	70-130	
Ethylbenzene	ug/L	50	48.4	97	70-130	
Methyl-tert-butyl ether	ug/L	50	48.0	96	70-130	
Naphthalene	ug/L	50	49.1	98	70-130	
tert-Amyl Alcohol	ug/L	1000	928	93	70-130	
tert-Amylmethyl ether	ug/L	100	94.7	95	70-130	
tert-Butyl Alcohol	ug/L	500	445	89	70-130	
tert-Butyl Formate	ug/L	400	412	103	70-130	
Toluene	ug/L	50	47.5	95	70-130	
Xylene (Total)	ug/L	150	145	97	70-130	

Results presented on this page are in the units indicated by the "Units" column except where an alternate unit is presented to the right of the result.

REPORT OF LABORATORY ANALYSIS

This report shall not be reproduced, except in full,
without the written consent of Pace Analytical Services, LLC.

Pace Analytical Services, LLC
9800 Kincey Ave. Suite 100
Huntersville, NC 28078
(704)875-9092

QUALITY CONTROL DATA

Project: West Side Quick Stop
Pace Project No.: 92492178

LABORATORY CONTROL SAMPLE: 2981761

Parameter	Units	Spike Conc.	LCS Result	LCS % Rec	% Rec Limits	Qualifiers
1,2-Dichloroethane-d4 (S)	%			84	70-130	
4-Bromofluorobenzene (S)	%			97	70-130	
Toluene-d8 (S)	%			99	70-130	

MATRIX SPIKE & MATRIX SPIKE DUPLICATE: 2981762 2981763

Parameter	Units	92492178003 Result	MS Spike Conc.	MSD Spike Conc.	MS Result	MSD Result	MS % Rec	MSD % Rec	% Rec Limits	RPD	Max RPD	Qual
1,2-Dichloroethane	ug/L	ND	20	20	18.1	18.2	91	91	70-137	1	30	
3,3-Dimethyl-1-Butanol	ug/L	ND	400	400	397	395	99	99	39-157	0	30	
Benzene	ug/L	ND	20	20	21.2	21.6	106	108	70-151	2	30	
Diisopropyl ether	ug/L	ND	20	20	19.7	19.9	99	100	63-144	1	30	
Ethanol	ug/L	ND	800	800	872	868	109	109	39-176	0	30	
Ethyl-tert-butyl ether	ug/L	ND	40	40	40.3	40.6	101	101	66-137	1	30	
Ethylbenzene	ug/L	ND	20	20	20.0	20.4	100	102	66-153	2	30	
Methyl-tert-butyl ether	ug/L	ND	20	20	20.0	20.1	100	100	54-156	0	30	
Naphthalene	ug/L	ND	20	20	19.1	19.3	95	96	61-148	1	30	
tert-Amyl Alcohol	ug/L	ND	400	400	383	390	96	97	54-153	2	30	
tert-Amylmethyl ether	ug/L	ND	40	40	38.6	39.6	97	99	69-139	3	30	
tert-Butyl Alcohol	ug/L	ND	200	200	290	292	145	146	43-188	1	30	
tert-Butyl Formate	ug/L	ND	160	160	ND	ND	0	0	10-170		30	P5
Toluene	ug/L	ND	20	20	19.7	20.2	99	101	59-148	2	30	
Xylene (Total)	ug/L	ND	60	60	59.5	59.9	99	100	63-158	1	30	
1,2-Dichloroethane-d4 (S)	%						90	86	70-130			
4-Bromofluorobenzene (S)	%						97	98	70-130			
Toluene-d8 (S)	%						99	99	70-130			

Results presented on this page are in the units indicated by the "Units" column except where an alternate unit is presented to the right of the result.

REPORT OF LABORATORY ANALYSIS

This report shall not be reproduced, except in full,
without the written consent of Pace Analytical Services, LLC.

Pace Analytical Services, LLC
9800 Kincey Ave. Suite 100
Huntersville, NC 28078
(704)875-9092

QUALITY CONTROL DATA

Project: West Side Quick Stop
Pace Project No.: 92492178

QC Batch: 562205
QC Batch Method: EPA 8260D
Analysis Method: EPA 8260D
Analysis Description: 8260 MSV SC
Laboratory: Pace Analytical Services - Charlotte
Associated Lab Samples: 92492178013, 92492178014, 92492178026, 92492178028, 92492178029, 92492178034, 92492178035, 92492178036, 92492178037, 92492178039, 92492178040

METHOD BLANK: 2981768
Matrix: Water
Associated Lab Samples: 92492178013, 92492178014, 92492178026, 92492178028, 92492178029, 92492178034, 92492178035, 92492178036, 92492178037, 92492178039, 92492178040

Parameter	Units	Blank Result	Reporting Limit	MDL	Analyzed	Qualifiers
1,2-Dichloroethane	ug/L	ND	5.0	2.1	08/25/20 21:41	
3,3-Dimethyl-1-Butanol	ug/L	ND	100	53.9	08/25/20 21:41	
Benzene	ug/L	ND	5.0	1.7	08/25/20 21:41	
Diisopropyl ether	ug/L	ND	5.0	3.5	08/25/20 21:41	
Ethanol	ug/L	ND	200	144	08/25/20 21:41	v2
Ethyl-tert-butyl ether	ug/L	ND	10.0	8.5	08/25/20 21:41	
Ethylbenzene	ug/L	ND	5.0	1.8	08/25/20 21:41	
Methyl-tert-butyl ether	ug/L	ND	5.0	3.1	08/25/20 21:41	
Naphthalene	ug/L	ND	5.0	2.1	08/25/20 21:41	
tert-Amyl Alcohol	ug/L	ND	100	65.6	08/25/20 21:41	
tert-Amylmethyl ether	ug/L	ND	10.0	3.0	08/25/20 21:41	
tert-Butyl Alcohol	ug/L	ND	100	91.0	08/25/20 21:41	
tert-Butyl Formate	ug/L	ND	50.0	24.1	08/25/20 21:41	v2
Toluene	ug/L	ND	5.0	2.0	08/25/20 21:41	
Xylene (Total)	ug/L	ND	5.0	5.0	08/25/20 21:41	
1,2-Dichloroethane-d4 (S)	%	94	70-130		08/25/20 21:41	
4-Bromofluorobenzene (S)	%	97	70-130		08/25/20 21:41	
Toluene-d8 (S)	%	99	70-130		08/25/20 21:41	

LABORATORY CONTROL SAMPLE: 2981769

Parameter	Units	Spike Conc.	LCS Result	LCS % Rec	% Rec Limits	Qualifiers
1,2-Dichloroethane	ug/L	50	46.9	94	70-130	
3,3-Dimethyl-1-Butanol	ug/L	1000	1010	101	70-130	
Benzene	ug/L	50	55.8	112	70-130	
Diisopropyl ether	ug/L	50	43.4	87	70-130	
Ethanol	ug/L	2000	1430	71	70-130	v3
Ethyl-tert-butyl ether	ug/L	100	103	103	70-130	
Ethylbenzene	ug/L	50	60.5	121	70-130	
Methyl-tert-butyl ether	ug/L	50	49.5	99	70-130	
Naphthalene	ug/L	50	59.2	118	70-130	
tert-Amyl Alcohol	ug/L	1000	961	96	70-130	
tert-Amylmethyl ether	ug/L	100	107	107	70-130	
tert-Butyl Alcohol	ug/L	500	431	86	70-130	
tert-Butyl Formate	ug/L	400	369	92	70-130	v3
Toluene	ug/L	50	55.6	111	70-130	
Xylene (Total)	ug/L	150	181	121	70-130	

Results presented on this page are in the units indicated by the "Units" column except where an alternate unit is presented to the right of the result.

REPORT OF LABORATORY ANALYSIS

This report shall not be reproduced, except in full,
without the written consent of Pace Analytical Services, LLC.

Pace Analytical Services, LLC
9800 Kincey Ave. Suite 100
Huntersville, NC 28078
(704)875-9092

QUALITY CONTROL DATA

Project: West Side Quick Stop
Pace Project No.: 92492178

LABORATORY CONTROL SAMPLE: 2981769

Parameter	Units	Spike Conc.	LCS Result	LCS % Rec	% Rec Limits	Qualifiers
1,2-Dichloroethane-d4 (S)	%			89	70-130	
4-Bromofluorobenzene (S)	%			96	70-130	
Toluene-d8 (S)	%			94	70-130	

MATRIX SPIKE & MATRIX SPIKE DUPLICATE: 2981770 2981771

Parameter	Units	92492178028 Result	MS Spike Conc.	MSD Spike Conc.	MS Result	MSD Result	MS % Rec	MSD % Rec	% Rec Limits	RPD	Max RPD	Qual
1,2-Dichloroethane	ug/L	ND	20	20	21.5	22.1	107	111	70-137	3	30	
3,3-Dimethyl-1-Butanol	ug/L	ND	400	400	475	468	119	117	39-157	1	30	
Benzene	ug/L	ND	20	20	23.4	24.1	117	120	70-151	3	30	
Diisopropyl ether	ug/L	ND	20	20	20.7	21.6	103	108	63-144	5	30	
Ethanol	ug/L	ND	800	800	973	1020	122	127	39-176	4	30	
Ethyl-tert-butyl ether	ug/L	ND	40	40	42.5	43.7	106	109	66-137	3	30	
Ethylbenzene	ug/L	ND	20	20	21.5	22.9	107	115	66-153	6	30	
Methyl-tert-butyl ether	ug/L	ND	20	20	21.1	21.1	106	105	54-156	0	30	
Naphthalene	ug/L	ND	20	20	20.7	20.9	104	104	61-148	1	30	
tert-Amyl Alcohol	ug/L	ND	400	400	478	468	119	117	54-153	2	30	
tert-Amylmethyl ether	ug/L	ND	40	40	42.6	43.7	107	109	69-139	2	30	
tert-Butyl Alcohol	ug/L	ND	200	200	311	308	155	154	43-188	1	30	
tert-Butyl Formate	ug/L	ND	160	160	ND	ND	2	2	10-170		30	P5
Toluene	ug/L	ND	20	20	22.0	22.8	110	114	59-148	4	30	
Xylene (Total)	ug/L	ND	60	60	64.7	68.0	108	113	63-158	5	30	
1,2-Dichloroethane-d4 (S)	%						100	97	70-130			
4-Bromofluorobenzene (S)	%						99	100	70-130			
Toluene-d8 (S)	%						98	99	70-130			

Results presented on this page are in the units indicated by the "Units" column except where an alternate unit is presented to the right of the result.

REPORT OF LABORATORY ANALYSIS

This report shall not be reproduced, except in full,
without the written consent of Pace Analytical Services, LLC.

Pace Analytical Services, LLC
9800 Kincey Ave. Suite 100
Huntersville, NC 28078
(704)875-9092

QUALITY CONTROL DATA

Project: West Side Quick Stop
Pace Project No.: 92492178

QC Batch: 562213
QC Batch Method: EPA 8260D
Analysis Method: EPA 8260D
Analysis Description: 8260 MSV SC
Laboratory: Pace Analytical Services - Charlotte
Associated Lab Samples: 92492178045, 92492178046, 92492178047, 92492178048, 92492178049, 92492178050, 92492178051, 92492178052

METHOD BLANK: 2981784 Matrix: Water
Associated Lab Samples: 92492178045, 92492178046, 92492178047, 92492178048, 92492178049, 92492178050, 92492178051, 92492178052

Parameter	Units	Blank Result	Reporting Limit	MDL	Analyzed	Qualifiers
1,2-Dichloroethane	ug/L	ND	5.0	2.1	08/26/20 04:20	
3,3-Dimethyl-1-Butanol	ug/L	ND	100	53.9	08/26/20 04:20	
Benzene	ug/L	ND	5.0	1.7	08/26/20 04:20	
Diisopropyl ether	ug/L	ND	5.0	3.5	08/26/20 04:20	
Ethanol	ug/L	ND	200	144	08/26/20 04:20	
Ethyl-tert-butyl ether	ug/L	ND	10.0	8.5	08/26/20 04:20	
Ethylbenzene	ug/L	ND	5.0	1.8	08/26/20 04:20	
Methyl-tert-butyl ether	ug/L	ND	5.0	3.1	08/26/20 04:20	
Naphthalene	ug/L	ND	5.0	2.1	08/26/20 04:20	
tert-Amyl Alcohol	ug/L	ND	100	65.6	08/26/20 04:20	
tert-Amylmethyl ether	ug/L	ND	10.0	3.0	08/26/20 04:20	
tert-Butyl Alcohol	ug/L	ND	100	91.0	08/26/20 04:20	
tert-Butyl Formate	ug/L	ND	50.0	24.1	08/26/20 04:20	
Toluene	ug/L	ND	5.0	2.0	08/26/20 04:20	
Xylene (Total)	ug/L	ND	5.0	5.0	08/26/20 04:20	
1,2-Dichloroethane-d4 (S)	%	88	70-130		08/26/20 04:20	
4-Bromofluorobenzene (S)	%	98	70-130		08/26/20 04:20	
Toluene-d8 (S)	%	99	70-130		08/26/20 04:20	

LABORATORY CONTROL SAMPLE: 2981785

Parameter	Units	Spike Conc.	LCS Result	LCS % Rec	% Rec Limits	Qualifiers
1,2-Dichloroethane	ug/L	50	45.6	91	70-130	
3,3-Dimethyl-1-Butanol	ug/L	1000	1120	112	70-130	
Benzene	ug/L	50	50.2	100	70-130	
Diisopropyl ether	ug/L	50	48.5	97	70-130	
Ethanol	ug/L	2000	2160	108	70-130	
Ethyl-tert-butyl ether	ug/L	100	101	101	70-130	
Ethylbenzene	ug/L	50	48.0	96	70-130	
Methyl-tert-butyl ether	ug/L	50	50.6	101	70-130	
Naphthalene	ug/L	50	52.7	105	70-130	
tert-Amyl Alcohol	ug/L	1000	1040	104	70-130	
tert-Amylmethyl ether	ug/L	100	98.5	99	70-130	
tert-Butyl Alcohol	ug/L	500	501	100	70-130	
tert-Butyl Formate	ug/L	400	431	108	70-130	
Toluene	ug/L	50	47.9	96	70-130	
Xylene (Total)	ug/L	150	145	97	70-130	

Results presented on this page are in the units indicated by the "Units" column except where an alternate unit is presented to the right of the result.

REPORT OF LABORATORY ANALYSIS

This report shall not be reproduced, except in full,
without the written consent of Pace Analytical Services, LLC.

Pace Analytical Services, LLC
9800 Kincey Ave. Suite 100
Huntersville, NC 28078
(704)875-9092

QUALITY CONTROL DATA

Project: West Side Quick Stop
Pace Project No.: 92492178

LABORATORY CONTROL SAMPLE: 2981785

Parameter	Units	Spike Conc.	LCS Result	LCS % Rec	% Rec Limits	Qualifiers
1,2-Dichloroethane-d4 (S)	%			90	70-130	
4-Bromofluorobenzene (S)	%			97	70-130	
Toluene-d8 (S)	%			99	70-130	

MATRIX SPIKE & MATRIX SPIKE DUPLICATE: 2981786 2981787

Parameter	Units	92491860014 Result	MS Spike Conc.	MSD Spike Conc.	MS Result	MSD Result	MS % Rec	MSD % Rec	% Rec Limits	RPD	Max RPD	Qual
1,2-Dichloroethane	ug/L	ND	2000	2000	1810	1850	91	93	70-137	2	30	
3,3-Dimethyl-1-Butanol	ug/L	ND	40000	40000	38100	39400	95	98	39-157	3	30	
Benzene	ug/L	ND	2000	2000	2160	2150	108	107	70-151	1	30	
Diisopropyl ether	ug/L	ND	2000	2000	1990	2010	100	100	63-144	1	30	
Ethanol	ug/L	ND	80000	80000	83400	85500	104	107	39-176	3	30	
Ethyl-tert-butyl ether	ug/L	ND	4000	4000	4090	4070	102	102	66-137	0	30	
Ethylbenzene	ug/L	ND	2000	2000	2020	2080	101	104	66-153	3	30	
Methyl-tert-butyl ether	ug/L	10900	2000	2000	13400	13400	124	124	54-156	0	30	
Naphthalene	ug/L	ND	2000	2000	1860	1940	93	97	61-148	4	30	
tert-Amyl Alcohol	ug/L	ND	40000	40000	38900	39800	97	100	54-153	2	30	
tert-Amylmethyl ether	ug/L	ND	4000	4000	3930	3960	98	99	69-139	1	30	
tert-Butyl Alcohol	ug/L	ND	20000	20000	19600	19800	98	99	43-188	1	30	
tert-Butyl Formate	ug/L	ND	16000	16000	15200	15400	95	97	10-170	2	30	
Toluene	ug/L	ND	2000	2000	2050	2040	103	102	59-148	1	30	
Xylene (Total)	ug/L	ND	6000	6000	6080	6200	101	103	63-158	2	30	
1,2-Dichloroethane-d4 (S)	%						89	90	70-130			
4-Bromofluorobenzene (S)	%						97	99	70-130			
Toluene-d8 (S)	%						99	99	70-130			

Results presented on this page are in the units indicated by the "Units" column except where an alternate unit is presented to the right of the result.

REPORT OF LABORATORY ANALYSIS

This report shall not be reproduced, except in full,
without the written consent of Pace Analytical Services, LLC.

Pace Analytical Services, LLC
9800 Kincey Ave. Suite 100
Huntersville, NC 28078
(704)875-9092

QUALITY CONTROL DATA

Project: West Side Quick Stop
Pace Project No.: 92492178

QC Batch: 562470
QC Batch Method: EPA 8260D
Analysis Method: EPA 8260D
Analysis Description: 8260 MSV SC
Laboratory: Pace Analytical Services - Charlotte
Associated Lab Samples: 92492178015, 92492178019, 92492178020, 92492178021, 92492178022, 92492178023, 92492178024, 92492178027, 92492178033, 92492178041, 92492178042

METHOD BLANK: 2983033 Matrix: Water
Associated Lab Samples: 92492178015, 92492178019, 92492178020, 92492178021, 92492178022, 92492178023, 92492178024, 92492178027, 92492178033, 92492178041, 92492178042

Parameter	Units	Blank Result	Reporting Limit	MDL	Analyzed	Qualifiers
1,2-Dichloroethane	ug/L	ND	5.0	2.1	08/26/20 16:18	
3,3-Dimethyl-1-Butanol	ug/L	ND	100	53.9	08/26/20 16:18	
Benzene	ug/L	ND	5.0	1.7	08/26/20 16:18	
Diisopropyl ether	ug/L	ND	5.0	3.5	08/26/20 16:18	
Ethanol	ug/L	ND	200	144	08/26/20 16:18	
Ethyl-tert-butyl ether	ug/L	ND	10.0	8.5	08/26/20 16:18	
Ethylbenzene	ug/L	ND	5.0	1.8	08/26/20 16:18	
Methyl-tert-butyl ether	ug/L	ND	5.0	3.1	08/26/20 16:18	
Naphthalene	ug/L	ND	5.0	2.1	08/26/20 16:18	
tert-Amyl Alcohol	ug/L	ND	100	65.6	08/26/20 16:18	
tert-Amylmethyl ether	ug/L	ND	10.0	3.0	08/26/20 16:18	
tert-Butyl Alcohol	ug/L	ND	100	91.0	08/26/20 16:18	
tert-Butyl Formate	ug/L	ND	50.0	24.1	08/26/20 16:18	
Toluene	ug/L	ND	5.0	2.0	08/26/20 16:18	
Xylene (Total)	ug/L	ND	5.0	5.0	08/26/20 16:18	
1,2-Dichloroethane-d4 (S)	%	85	70-130		08/26/20 16:18	
4-Bromofluorobenzene (S)	%	99	70-130		08/26/20 16:18	
Toluene-d8 (S)	%	100	70-130		08/26/20 16:18	

LABORATORY CONTROL SAMPLE: 2983034

Parameter	Units	Spike Conc.	LCS Result	LCS % Rec	% Rec Limits	Qualifiers
1,2-Dichloroethane	ug/L	50	42.0	84	70-130	
3,3-Dimethyl-1-Butanol	ug/L	1000	1060	106	70-130	
Benzene	ug/L	50	50.0	100	70-130	
Diisopropyl ether	ug/L	50	46.6	93	70-130	
Ethanol	ug/L	2000	2080	104	70-130	
Ethyl-tert-butyl ether	ug/L	100	97.6	98	70-130	
Ethylbenzene	ug/L	50	46.9	94	70-130	
Methyl-tert-butyl ether	ug/L	50	48.3	97	70-130	
Naphthalene	ug/L	50	51.0	102	70-130	
tert-Amyl Alcohol	ug/L	1000	982	98	70-130	
tert-Amylmethyl ether	ug/L	100	93.7	94	70-130	
tert-Butyl Alcohol	ug/L	500	476	95	70-130	
tert-Butyl Formate	ug/L	400	410	102	70-130	
Toluene	ug/L	50	47.4	95	70-130	
Xylene (Total)	ug/L	150	141	94	70-130	

Results presented on this page are in the units indicated by the "Units" column except where an alternate unit is presented to the right of the result.

REPORT OF LABORATORY ANALYSIS

This report shall not be reproduced, except in full,
without the written consent of Pace Analytical Services, LLC.

Pace Analytical Services, LLC
9800 Kincey Ave. Suite 100
Huntersville, NC 28078
(704)875-9092

QUALITY CONTROL DATA

Project: West Side Quick Stop
Pace Project No.: 92492178

LABORATORY CONTROL SAMPLE: 2983034

Parameter	Units	Spike Conc.	LCS Result	LCS % Rec	% Rec Limits	Qualifiers
1,2-Dichloroethane-d4 (S)	%			84	70-130	
4-Bromofluorobenzene (S)	%			97	70-130	
Toluene-d8 (S)	%			98	70-130	

MATRIX SPIKE & MATRIX SPIKE DUPLICATE: 2983035 2983036

Parameter	Units	92492178022 Result	MS Spike Conc.	MSD Spike Conc.	MS Result	MSD Result	MS % Rec	MSD % Rec	% Rec Limits	RPD	Max RPD	Qual
1,2-Dichloroethane	ug/L	ND	20	20	19.2	19.5	96	98	70-137	2	30	
3,3-Dimethyl-1-Butanol	ug/L	ND	400	400	386	377	96	94	39-157	2	30	
Benzene	ug/L	ND	20	20	22.2	22.1	111	111	70-151	0	30	
Diisopropyl ether	ug/L	ND	20	20	19.8	20.3	99	102	63-144	2	30	
Ethanol	ug/L	ND	800	800	796	797	99	100	39-176	0	30	
Ethyl-tert-butyl ether	ug/L	ND	40	40	41.6	41.9	104	105	66-137	1	30	
Ethylbenzene	ug/L	ND	20	20	21.5	21.9	107	110	66-153	2	30	
Methyl-tert-butyl ether	ug/L	ND	20	20	20.4	20.0	102	100	54-156	2	30	
Naphthalene	ug/L	ND	20	20	21.6	22.8	108	114	61-148	5	30	
tert-Amyl Alcohol	ug/L	ND	400	400	366	370	92	93	54-153	1	30	
tert-Amylmethyl ether	ug/L	ND	40	40	38.8	39.0	97	98	69-139	1	30	
tert-Butyl Alcohol	ug/L	ND	200	200	265	263	133	131	43-188	1	30	
tert-Butyl Formate	ug/L	ND	160	160	ND	ND	0	0	10-170		30	P5
Toluene	ug/L	ND	20	20	21.0	20.9	105	105	59-148	0	30	
Xylene (Total)	ug/L	ND	60	60	63.4	64.0	106	107	63-158	1	30	
1,2-Dichloroethane-d4 (S)	%						92	92	70-130			
4-Bromofluorobenzene (S)	%						97	96	70-130			
Toluene-d8 (S)	%						98	98	70-130			

Results presented on this page are in the units indicated by the "Units" column except where an alternate unit is presented to the right of the result.

REPORT OF LABORATORY ANALYSIS

This report shall not be reproduced, except in full,
without the written consent of Pace Analytical Services, LLC.

Pace Analytical Services, LLC
9800 Kincey Ave. Suite 100
Huntersville, NC 28078
(704)875-9092

QUALITY CONTROL DATA

Project: West Side Quick Stop
Pace Project No.: 92492178

QC Batch: 562474
QC Batch Method: EPA 8260D
Analysis Method: EPA 8260D
Analysis Description: 8260 MSV SC
Laboratory: Pace Analytical Services - Charlotte
Associated Lab Samples: 92492178001, 92492178025, 92492178030, 92492178032

METHOD BLANK: 2983049 Matrix: Water
Associated Lab Samples: 92492178001, 92492178025, 92492178030, 92492178032

Parameter	Units	Blank Result	Reporting Limit	MDL	Analyzed	Qualifiers
1,2-Dichloroethane	ug/L	ND	5.0	2.1	08/27/20 04:02	
3,3-Dimethyl-1-Butanol	ug/L	ND	100	53.9	08/27/20 04:02	
Benzene	ug/L	ND	5.0	1.7	08/27/20 04:02	
Diisopropyl ether	ug/L	ND	5.0	3.5	08/27/20 04:02	
Ethanol	ug/L	ND	200	144	08/27/20 04:02	
Ethyl-tert-butyl ether	ug/L	ND	10.0	8.5	08/27/20 04:02	
Ethylbenzene	ug/L	ND	5.0	1.8	08/27/20 04:02	
Methyl-tert-butyl ether	ug/L	ND	5.0	3.1	08/27/20 04:02	
Naphthalene	ug/L	ND	5.0	2.1	08/27/20 04:02	
tert-Amyl Alcohol	ug/L	ND	100	65.6	08/27/20 04:02	
tert-Amylmethyl ether	ug/L	ND	10.0	3.0	08/27/20 04:02	
tert-Butyl Alcohol	ug/L	ND	100	91.0	08/27/20 04:02	
tert-Butyl Formate	ug/L	ND	50.0	24.1	08/27/20 04:02	
Toluene	ug/L	ND	5.0	2.0	08/27/20 04:02	
Xylene (Total)	ug/L	ND	5.0	5.0	08/27/20 04:02	
1,2-Dichloroethane-d4 (S)	%	107	70-130		08/27/20 04:02	
4-Bromofluorobenzene (S)	%	96	70-130		08/27/20 04:02	
Toluene-d8 (S)	%	98	70-130		08/27/20 04:02	

LABORATORY CONTROL SAMPLE: 2983050

Parameter	Units	Spike Conc.	LCS Result	LCS % Rec	% Rec Limits	Qualifiers
1,2-Dichloroethane	ug/L	50	53.0	106	70-130	
3,3-Dimethyl-1-Butanol	ug/L	1000	1090	109	70-130	
Benzene	ug/L	50	56.1	112	70-130	
Diisopropyl ether	ug/L	50	51.5	103	70-130	
Ethanol	ug/L	2000	2290	115	70-130	
Ethyl-tert-butyl ether	ug/L	100	110	110	70-130	
Ethylbenzene	ug/L	50	55.4	111	70-130	
Methyl-tert-butyl ether	ug/L	50	53.0	106	70-130	
Naphthalene	ug/L	50	50.0	100	70-130	
tert-Amyl Alcohol	ug/L	1000	1140	114	70-130	
tert-Amylmethyl ether	ug/L	100	113	113	70-130	
tert-Butyl Alcohol	ug/L	500	511	102	70-130	
tert-Butyl Formate	ug/L	400	442	110	70-130	
Toluene	ug/L	50	54.4	109	70-130	
Xylene (Total)	ug/L	150	167	111	70-130	
1,2-Dichloroethane-d4 (S)	%			97	70-130	
4-Bromofluorobenzene (S)	%			101	70-130	

Results presented on this page are in the units indicated by the "Units" column except where an alternate unit is presented to the right of the result.

REPORT OF LABORATORY ANALYSIS

This report shall not be reproduced, except in full,
without the written consent of Pace Analytical Services, LLC.

Pace Analytical Services, LLC
9800 Kincey Ave. Suite 100
Huntersville, NC 28078
(704)875-9092

QUALITY CONTROL DATA

Project: West Side Quick Stop
Pace Project No.: 92492178

LABORATORY CONTROL SAMPLE: 2983050

Parameter	Units	Spike Conc.	LCS Result	LCS % Rec	% Rec Limits	Qualifiers
Toluene-d8 (S)	%			102	70-130	

MATRIX SPIKE & MATRIX SPIKE DUPLICATE: 2983051 2983052

Parameter	Units	92492132010 Result	MS Spike Conc.	MSD Spike Conc.	MS Result	MSD Result	MS % Rec	MSD % Rec	% Rec Limits	RPD	Max RPD	Qual
1,2-Dichloroethane	ug/L	ND	400	400	445	449	111	112	70-137	1	30	
3,3-Dimethyl-1-Butanol	ug/L	ND	8000	8000	7520	7300	94	91	39-157	3	30	
Benzene	ug/L	2060	400	400	2410	2430	88	94	70-151	1	30	
Diisopropyl ether	ug/L	ND	400	400	442	439	110	110	63-144	1	30	
Ethanol	ug/L	ND	16000	16000	17900	18400	112	115	39-176	3	30	
Ethyl-tert-butyl ether	ug/L	ND	800	800	959	949	120	119	66-137	1	30	
Ethylbenzene	ug/L	646	400	400	1090	1080	111	110	66-153	0	30	
Methyl-tert-butyl ether	ug/L	ND	400	400	457	457	113	113	54-156	0	30	
Naphthalene	ug/L	119	400	400	548	527	107	102	61-148	4	30	
tert-Amyl Alcohol	ug/L	8010	8000	8000	17300	16900	116	111	54-153	2	30	
tert-Amylmethyl ether	ug/L	ND	800	800	946	960	118	120	69-139	1	30	
tert-Butyl Alcohol	ug/L	ND	4000	4000	4510	4430	105	103	43-188	2	30	
tert-Butyl Formate	ug/L	ND	3200	3200	3470	3430	108	107	10-170	1	30	
Toluene	ug/L	3220	400	400	3390	3410	41	47	59-148	1	30	M1
Xylene (Total)	ug/L	3270	1200	1200	4450	4400	98	94	63-158	1	30	
1,2-Dichloroethane-d4 (S)	%						109	106	70-130			
4-Bromofluorobenzene (S)	%						98	99	70-130			
Toluene-d8 (S)	%						101	100	70-130			

Results presented on this page are in the units indicated by the "Units" column except where an alternate unit is presented to the right of the result.

REPORT OF LABORATORY ANALYSIS

This report shall not be reproduced, except in full,
without the written consent of Pace Analytical Services, LLC.

Pace Analytical Services, LLC
9800 Kincey Ave. Suite 100
Huntersville, NC 28078
(704)875-9092

QUALITY CONTROL DATA

Project: West Side Quick Stop
Pace Project No.: 92492178

QC Batch: 562824
QC Batch Method: EPA 8260D
Analysis Method: EPA 8260D
Analysis Description: 8260 MSV SC
Laboratory: Pace Analytical Services - Charlotte
Associated Lab Samples: 92492178031, 92492178038

METHOD BLANK: 2984622 Matrix: Water
Associated Lab Samples: 92492178031, 92492178038

Parameter	Units	Blank Result	Reporting Limit	MDL	Analyzed	Qualifiers
1,2-Dichloroethane	ug/L	ND	5.0	2.1	08/27/20 16:28	
3,3-Dimethyl-1-Butanol	ug/L	ND	100	53.9	08/27/20 16:28	
Benzene	ug/L	ND	5.0	1.7	08/27/20 16:28	
Diisopropyl ether	ug/L	ND	5.0	3.5	08/27/20 16:28	
Ethanol	ug/L	ND	200	144	08/27/20 16:28	
Ethyl-tert-butyl ether	ug/L	ND	10.0	8.5	08/27/20 16:28	
Ethylbenzene	ug/L	ND	5.0	1.8	08/27/20 16:28	
Methyl-tert-butyl ether	ug/L	ND	5.0	3.1	08/27/20 16:28	
Naphthalene	ug/L	ND	5.0	2.1	08/27/20 16:28	
tert-Amyl Alcohol	ug/L	ND	100	65.6	08/27/20 16:28	
tert-Amylmethyl ether	ug/L	ND	10.0	3.0	08/27/20 16:28	
tert-Butyl Alcohol	ug/L	ND	100	91.0	08/27/20 16:28	
tert-Butyl Formate	ug/L	ND	50.0	24.1	08/27/20 16:28	
Toluene	ug/L	ND	5.0	2.0	08/27/20 16:28	
Xylene (Total)	ug/L	ND	5.0	5.0	08/27/20 16:28	
1,2-Dichloroethane-d4 (S)	%	109	70-130		08/27/20 16:28	
4-Bromofluorobenzene (S)	%	95	70-130		08/27/20 16:28	
Toluene-d8 (S)	%	99	70-130		08/27/20 16:28	

LABORATORY CONTROL SAMPLE: 2984623

Parameter	Units	Spike Conc.	LCS Result	LCS % Rec	% Rec Limits	Qualifiers
1,2-Dichloroethane	ug/L	50	48.2	96	70-130	
3,3-Dimethyl-1-Butanol	ug/L	1000	977	98	70-130	
Benzene	ug/L	50	50.6	101	70-130	
Diisopropyl ether	ug/L	50	46.6	93	70-130	
Ethanol	ug/L	2000	2140	107	70-130	
Ethyl-tert-butyl ether	ug/L	100	100	100	70-130	
Ethylbenzene	ug/L	50	51.8	104	70-130	
Methyl-tert-butyl ether	ug/L	50	48.1	96	70-130	
Naphthalene	ug/L	50	46.4	93	70-130	
tert-Amyl Alcohol	ug/L	1000	1070	107	70-130	
tert-Amylmethyl ether	ug/L	100	105	105	70-130	
tert-Butyl Alcohol	ug/L	500	481	96	70-130	
tert-Butyl Formate	ug/L	400	406	102	70-130	
Toluene	ug/L	50	49.5	99	70-130	
Xylene (Total)	ug/L	150	154	103	70-130	
1,2-Dichloroethane-d4 (S)	%			112	70-130	
4-Bromofluorobenzene (S)	%			101	70-130	

Results presented on this page are in the units indicated by the "Units" column except where an alternate unit is presented to the right of the result.

REPORT OF LABORATORY ANALYSIS

This report shall not be reproduced, except in full,
without the written consent of Pace Analytical Services, LLC.

Pace Analytical Services, LLC
9800 Kincey Ave. Suite 100
Huntersville, NC 28078
(704)875-9092

QUALITY CONTROL DATA

Project: West Side Quick Stop
Pace Project No.: 92492178

LABORATORY CONTROL SAMPLE: 2984623

Parameter	Units	Spike Conc.	LCS Result	LCS % Rec	% Rec Limits	Qualifiers
Toluene-d8 (S)	%			101	70-130	

MATRIX SPIKE & MATRIX SPIKE DUPLICATE: 2984624 2984625

Parameter	Units	92492132009 Result	MS Spike Conc.	MSD Spike Conc.	MS Result	MSD Result	MS % Rec	MSD % Rec	% Rec Limits	RPD	Max RPD	Qual
1,2-Dichloroethane	ug/L	ND	2500	2500	2600	2620	104	105	70-137	1	30	
3,3-Dimethyl-1-Butanol	ug/L	ND	50000	50000	45600	48700	91	97	39-157	7	30	
Benzene	ug/L	13200	2500	2500	14200	14500	38	51	70-151	2	30	M1
Diisopropyl ether	ug/L	ND	2500	2500	2440	2530	97	101	63-144	4	30	
Ethanol	ug/L	ND	100000	100000	111000	112000	111	112	39-176	0	30	
Ethyl-tert-butyl ether	ug/L	ND	5000	5000	5260	5420	105	108	66-137	3	30	
Ethylbenzene	ug/L	1930	2500	2500	4470	4720	101	111	66-153	5	30	
Methyl-tert-butyl ether	ug/L	ND	2500	2500	2540	2660	99	104	54-156	5	30	
Naphthalene	ug/L	ND	2500	2500	2660	2770	95	99	61-148	4	30	
tert-Amyl Alcohol	ug/L	39800	50000	50000	95000	96800	110	114	54-153	2	30	
tert-Amylmethyl ether	ug/L	ND	5000	5000	5470	5570	109	111	69-139	2	30	
tert-Butyl Alcohol	ug/L	ND	25000	25000	27100	28100	99	103	43-188	4	30	
tert-Butyl Formate	ug/L	ND	20000	20000	19800	20600	99	103	10-170	4	30	
Toluene	ug/L	23300	2500	2500	22800	23200	-21	-4	59-148	2	30	M1
Xylene (Total)	ug/L	10900	7500	7500	17600	18400	89	100	63-158	5	30	
1,2-Dichloroethane-d4 (S)	%						108	108	70-130			
4-Bromofluorobenzene (S)	%						100	101	70-130			
Toluene-d8 (S)	%						101	100	70-130			

Results presented on this page are in the units indicated by the "Units" column except where an alternate unit is presented to the right of the result.

REPORT OF LABORATORY ANALYSIS

This report shall not be reproduced, except in full,
without the written consent of Pace Analytical Services, LLC.

Pace Analytical Services, LLC
9800 Kincey Ave. Suite 100
Huntersville, NC 28078
(704)875-9092

QUALITY CONTROL DATA

Project: West Side Quick Stop
Pace Project No.: 92492178

QC Batch: 563334
QC Batch Method: EPA 8260D
Analysis Method: EPA 8260D
Analysis Description: 8260 MSV SC
Laboratory: Pace Analytical Services - Charlotte

Associated Lab Samples: 92492178002

METHOD BLANK: 2986919 Matrix: Water
Associated Lab Samples: 92492178002

Parameter	Units	Blank Result	Reporting Limit	MDL	Analyzed	Qualifiers
1,2-Dichloroethane	ug/L	ND	5.0	2.1	08/31/20 03:25	
3,3-Dimethyl-1-Butanol	ug/L	ND	100	53.9	08/31/20 03:25	
Benzene	ug/L	ND	5.0	1.7	08/31/20 03:25	
Diisopropyl ether	ug/L	ND	5.0	3.5	08/31/20 03:25	
Ethanol	ug/L	ND	200	144	08/31/20 03:25	
Ethyl-tert-butyl ether	ug/L	ND	10.0	8.5	08/31/20 03:25	
Ethylbenzene	ug/L	ND	5.0	1.8	08/31/20 03:25	
Methyl-tert-butyl ether	ug/L	ND	5.0	3.1	08/31/20 03:25	
Naphthalene	ug/L	ND	5.0	2.1	08/31/20 03:25	
tert-Amyl Alcohol	ug/L	ND	100	65.6	08/31/20 03:25	
tert-Amylmethyl ether	ug/L	ND	10.0	3.0	08/31/20 03:25	
tert-Butyl Alcohol	ug/L	ND	100	91.0	08/31/20 03:25	
tert-Butyl Formate	ug/L	ND	50.0	24.1	08/31/20 03:25	v1
Toluene	ug/L	ND	5.0	2.0	08/31/20 03:25	
Xylene (Total)	ug/L	ND	5.0	5.0	08/31/20 03:25	
1,2-Dichloroethane-d4 (S)	%	96	70-130		08/31/20 03:25	
4-Bromofluorobenzene (S)	%	101	70-130		08/31/20 03:25	
Toluene-d8 (S)	%	105	70-130		08/31/20 03:25	

LABORATORY CONTROL SAMPLE: 2986920

Parameter	Units	Spike Conc.	LCS Result	LCS % Rec	% Rec Limits	Qualifiers
1,2-Dichloroethane	ug/L	50	48.5	97	70-130	
3,3-Dimethyl-1-Butanol	ug/L	1000	1140	114	70-130	
Benzene	ug/L	50	49.4	99	70-130	
Diisopropyl ether	ug/L	50	50.7	101	70-130	
Ethanol	ug/L	2000	2090	104	70-130	
Ethyl-tert-butyl ether	ug/L	100	99.7	100	70-130	
Ethylbenzene	ug/L	50	48.5	97	70-130	
Methyl-tert-butyl ether	ug/L	50	55.4	111	70-130	
Naphthalene	ug/L	50	49.6	99	70-130	
tert-Amyl Alcohol	ug/L	1000	961	96	70-130	
tert-Amylmethyl ether	ug/L	100	103	103	70-130	
tert-Butyl Alcohol	ug/L	500	443	89	70-130	
tert-Butyl Formate	ug/L	400	500	125	70-130	v1
Toluene	ug/L	50	45.7	91	70-130	
Xylene (Total)	ug/L	150	145	96	70-130	
1,2-Dichloroethane-d4 (S)	%			103	70-130	
4-Bromofluorobenzene (S)	%			99	70-130	

Results presented on this page are in the units indicated by the "Units" column except where an alternate unit is presented to the right of the result.

REPORT OF LABORATORY ANALYSIS

This report shall not be reproduced, except in full,
without the written consent of Pace Analytical Services, LLC.

Pace Analytical Services, LLC
9800 Kincey Ave. Suite 100
Huntersville, NC 28078
(704)875-9092

QUALITY CONTROL DATA

Project: West Side Quick Stop
Pace Project No.: 92492178

LABORATORY CONTROL SAMPLE: 2986920

Parameter	Units	Spike Conc.	LCS Result	LCS % Rec	% Rec Limits	Qualifiers
Toluene-d8 (S)	%			97	70-130	

MATRIX SPIKE & MATRIX SPIKE DUPLICATE: 2986921 2986922

Parameter	Units	92492607001 Result	MS Spike Conc.	MSD Spike Conc.	MS Result	MSD Result	MS % Rec	MSD % Rec	% Rec Limits	RPD	Max RPD	Qual
1,2-Dichloroethane	ug/L	ND	500	500	535	543	107	109	70-137	2	30	
3,3-Dimethyl-1-Butanol	ug/L	ND	10000	10000	10400	10300	104	103	39-157	1	30	
Benzene	ug/L	3350	500	500	3910	3980	110	126	70-151	2	30	
Diisopropyl ether	ug/L	ND	500	500	535	540	107	108	63-144	1	30	
Ethanol	ug/L	ND	20000	20000	21300	21200	107	106	39-176	1	30	
Ethyl-tert-butyl ether	ug/L	ND	1000	1000	1020	1030	102	103	66-137	1	30	
Ethylbenzene	ug/L	76.2J	500	500	614	613	107	107	66-153	0	30	
Methyl-tert-butyl ether	ug/L	ND	500	500	563	569	111	113	54-156	1	30	
Naphthalene	ug/L	96.4J	500	500	608	611	102	103	61-148	0	30	
tert-Amyl Alcohol	ug/L	ND	10000	10000	9980	9820	100	98	54-153	2	30	
tert-Amylmethyl ether	ug/L	ND	1000	1000	1080	1080	108	108	69-139	0	30	
tert-Butyl Alcohol	ug/L	ND	5000	5000	5230	5100	105	102	43-188	2	30	
tert-Butyl Formate	ug/L	ND	4000	4000	2970	2960	74	74	10-170	0	30	v1
Toluene	ug/L	3900	500	500	4110	4200	43	61	59-148	2	30	M1
Xylene (Total)	ug/L	8900	1500	1500	10100	10300	80	96	63-158	2	30	ES,MS
1,2-Dichloroethane-d4 (S)	%						100	105	70-130			
4-Bromofluorobenzene (S)	%						97	99	70-130			
Toluene-d8 (S)	%						97	98	70-130			

Results presented on this page are in the units indicated by the "Units" column except where an alternate unit is presented to the right of the result.

REPORT OF LABORATORY ANALYSIS

This report shall not be reproduced, except in full,
without the written consent of Pace Analytical Services, LLC.

Pace Analytical Services, LLC
9800 Kincey Ave. Suite 100
Huntersville, NC 28078
(704)875-9092

QUALITY CONTROL DATA

Project: West Side Quick Stop
Pace Project No.: 92492178

QC Batch: 562732 — Analysis Method: EPA 8011
QC Batch Method: EPA 8011 — Analysis Description: GCS 8011 EDB DBCP
Laboratory: Pace Analytical Services - Charlotte
Associated Lab Samples: 92492178001, 92492178002, 92492178003, 92492178004, 92492178005, 92492178006, 92492178007, 92492178008, 92492178009, 92492178010, 92492178011, 92492178012, 92492178013

METHOD BLANK: 2984231 — Matrix: Water
Associated Lab Samples: 92492178001, 92492178002, 92492178003, 92492178004, 92492178005, 92492178006, 92492178007, 92492178008, 92492178009, 92492178010, 92492178011, 92492178012, 92492178013

Parameter	Units	Blank Result	Reporting Limit	MDL	Analyzed	Qualifiers
1,2-Dibromoethane (EDB)	ug/L	ND	0.020	0.011	08/27/20 21:30	
1-Chloro-2-bromopropane (S)	%	92	60-140		08/27/20 21:30	

LABORATORY CONTROL SAMPLE & LCSD: 2984232 2984233

Parameter	Units	Spike Conc.	LCS Result	LCSD Result	LCS % Rec	LCSD % Rec	% Rec Limits	RPD	Max RPD	Qualifiers
1,2-Dibromoethane (EDB)	ug/L	0.25	0.25	0.23	99	95	60-140	5	20	
1-Chloro-2-bromopropane (S)	%				99	93	60-140			

MATRIX SPIKE & MATRIX SPIKE DUPLICATE: 2984235 2984236

Parameter	Units	92492123014 Result	MS Spike Conc.	MSD Spike Conc.	MS Result	MSD Result	MS % Rec	MSD % Rec	% Rec Limits	RPD	Max RPD	Qual
1,2-Dibromoethane (EDB)	ug/L	5.7	0.25	0.25	6.2	6.0	210	107	60-140	4	20	M1
1-Chloro-2-bromopropane (S)	%						132	132	60-140			

SAMPLE DUPLICATE: 2984234

Parameter	Units	92492123013 Result	Dup Result	RPD	Max RPD	Qualifiers
1,2-Dibromoethane (EDB)	ug/L	0.69	0.70	1	20	
1-Chloro-2-bromopropane (S)	%	100	111			

Results presented on this page are in the units indicated by the "Units" column except where an alternate unit is presented to the right of the result.

REPORT OF LABORATORY ANALYSIS

This report shall not be reproduced, except in full,
without the written consent of Pace Analytical Services, LLC.

Pace Analytical Services, LLC
9800 Kincey Ave. Suite 100
Huntersville, NC 28078
(704)875-9092

QUALITY CONTROL DATA

Project: West Side Quick Stop
Pace Project No.: 92492178

QC Batch: 562734 — Analysis Method: EPA 8011
QC Batch Method: EPA 8011 — Analysis Description: GCS 8011 EDB DBCP
Laboratory: Pace Analytical Services - Charlotte

Associated Lab Samples: 92492178014, 92492178015, 92492178016, 92492178017, 92492178018, 92492178019, 92492178020, 92492178021, 92492178022, 92492178023, 92492178024, 92492178025, 92492178026, 92492178027, 92492178028, 92492178029, 92492178030, 92492178031, 92492178032, 92492178033

METHOD BLANK: 2984239 — Matrix: Water

Associated Lab Samples: 92492178014, 92492178015, 92492178016, 92492178017, 92492178018, 92492178019, 92492178020, 92492178021, 92492178022, 92492178023, 92492178024, 92492178025, 92492178026, 92492178027, 92492178028, 92492178029, 92492178030, 92492178031, 92492178032, 92492178033

Parameter	Units	Blank Result	Reporting Limit	MDL	Analyzed	Qualifiers
1,2-Dibromoethane (EDB)	ug/L	ND	0.020	0.011	08/28/20 08:15	
1-Chloro-2-bromopropane (S)	%	95	60-140		08/28/20 08:15	

LABORATORY CONTROL SAMPLE & LCSD: 2984240 2984241

Parameter	Units	Spike Conc.	LCS Result	LCSD Result	LCS % Rec	LCSD % Rec	% Rec Limits	RPD	Max RPD	Qualifiers
1,2-Dibromoethane (EDB)	ug/L	0.25	0.24	0.23	95	94	60-140	1	20	
1-Chloro-2-bromopropane (S)	%				95	92	60-140			

MATRIX SPIKE & MATRIX SPIKE DUPLICATE: 2984243 2984244

Parameter	Units	92492178015 Result	MS Spike Conc.	MSD Spike Conc.	MS Result	MSD Result	MS % Rec	MSD % Rec	% Rec Limits	RPD	Max RPD	Qual
1,2-Dibromoethane (EDB)	ug/L	ND	0.25	0.25	0.31	0.35	123	139	60-140	13	20	
1-Chloro-2-bromopropane (S)	%						118	134	60-140			

SAMPLE DUPLICATE: 2984242

Parameter	Units	92492178014 Result	Dup Result	RPD	Max RPD	Qualifiers
1,2-Dibromoethane (EDB)	ug/L	ND	ND		20	
1-Chloro-2-bromopropane (S)	%	119	120			

Results presented on this page are in the units indicated by the "Units" column except where an alternate unit is presented to the right of the result.

REPORT OF LABORATORY ANALYSIS

This report shall not be reproduced, except in full,
without the written consent of Pace Analytical Services, LLC.

Pace Analytical Services, LLC
9800 Kincey Ave. Suite 100
Huntersville, NC 28078
(704)875-9092

QUALITY CONTROL DATA

Project: West Side Quick Stop
Pace Project No.: 92492178

QC Batch: 563077
QC Batch Method: EPA 8011
Analysis Method: EPA 8011
Analysis Description: GCS 8011 EDB DBCP
Laboratory: Pace Analytical Services - Charlotte
Associated Lab Samples: 92492178034, 92492178035, 92492178036, 92492178037, 92492178038, 92492178039, 92492178040, 92492178041, 92492178042, 92492178043, 92492178044, 92492178045, 92492178046, 92492178047, 92492178050, 92492178051, 92492178052

METHOD BLANK: 2985806 Matrix: Water
Associated Lab Samples: 92492178034, 92492178035, 92492178036, 92492178037, 92492178038, 92492178039, 92492178040, 92492178041, 92492178042, 92492178043, 92492178044, 92492178045, 92492178046, 92492178047, 92492178050, 92492178051, 92492178052

Parameter	Units	Blank Result	Reporting Limit	MDL	Analyzed	Qualifiers
1,2-Dibromoethane (EDB)	ug/L	ND	0.020	0.011	08/28/20 18:09	
1-Chloro-2-bromopropane (S)	%	77	60-140		08/28/20 18:09	

LABORATORY CONTROL SAMPLE & LCSD: 2985807 2985808

Parameter	Units	Spike Conc.	LCS Result	LCSD Result	LCS % Rec	LCSD % Rec	% Rec Limits	RPD	Max RPD	Qualifiers
1,2-Dibromoethane (EDB)	ug/L	0.25	0.20	0.20	78	81	60-140	3	20	
1-Chloro-2-bromopropane (S)	%				79	83	60-140			

MATRIX SPIKE & MATRIX SPIKE DUPLICATE: 2985809 2985810

Parameter	Units	92492178034 Result	MS Spike Conc.	MSD Spike Conc.	MS Result	MSD Result	MS % Rec	MSD % Rec	% Rec Limits	RPD	Max RPD	Qual
1,2-Dibromoethane (EDB)	ug/L	ND	0.25	0.25	0.21	0.20	87	83	60-140	4	20	
1-Chloro-2-bromopropane (S)	%						87	83	60-140			

SAMPLE DUPLICATE: 2985811

Parameter	Units	92492178035 Result	Dup Result	RPD	Max RPD	Qualifiers
1,2-Dibromoethane (EDB)	ug/L	ND	ND		20	
1-Chloro-2-bromopropane (S)	%	85	85			

Results presented on this page are in the units indicated by the "Units" column except where an alternate unit is presented to the right of the result.

REPORT OF LABORATORY ANALYSIS

This report shall not be reproduced, except in full,
without the written consent of Pace Analytical Services, LLC.

Pace Analytical Services, LLC
9800 Kincey Ave. Suite 100
Huntersville, NC 28078
(704)875-9092

QUALIFIERS

Project: West Side Quick Stop
Pace Project No.: 92492178

DEFINITIONS

DF - Dilution Factor, if reported, represents the factor applied to the reported data due to dilution of the sample aliquot.

ND - Not Detected at or above adjusted reporting limit.

TNTC - Too Numerous To Count

J - Estimated concentration above the adjusted method detection limit and below the adjusted reporting limit.

MDL - Adjusted Method Detection Limit.

PQL - Practical Quantitation Limit.

RL - Reporting Limit - The lowest concentration value that meets project requirements for quantitative data with known precision and bias for a specific analyte in a specific matrix.

S - Surrogate

1,2-Diphenylhydrazine decomposes to and cannot be separated from Azobenzene using Method 8270. The result for each analyte is a combined concentration.

Consistent with EPA guidelines, unrounded data are displayed and have been used to calculate % recovery and RPD values.

LCS(D) - Laboratory Control Sample (Duplicate)

MS(D) - Matrix Spike (Duplicate)

DUP - Sample Duplicate

RPD - Relative Percent Difference

NC - Not Calculable.

SG - Silica Gel - Clean-Up

U - Indicates the compound was analyzed for, but not detected.

Acid preservation may not be appropriate for 2 Chloroethylvinyl ether.

A separate vial preserved to a pH of 4-5 is recommended in SW846 Chapter 4 for the analysis of Acrolein and Acrylonitrile by EPA Method 8260.

N-Nitrosodiphenylamine decomposes and cannot be separated from Diphenylamine using Method 8270. The result reported for each analyte is a combined concentration.

Pace Analytical is TNI accredited. Contact your Pace PM for the current list of accredited analytes.

TNI - The NELAC Institute.

ANALYTE QUALIFIERS

ES	The reported result is estimated because one or more of the constituent results are qualified as such.
M1	Matrix spike recovery exceeded QC limits. Batch accepted based on laboratory control sample (LCS) recovery.
MS	Analyte recovery in the matrix spike was outside QC limits for one or more of the constituent analytes used in the calculated result.
P5	The EPA or method required sample preservation degrades this compound, therefore acceptable recoveries may not be achieved in sample matrix spikes.
v1	The continuing calibration verification was above the method acceptance limit. Any detection for the analyte in the associated samples may have a high bias.
v2	The continuing calibration verification was below the method acceptance limit. The analyte was not detected in the associated samples and the sensitivity of the instrument was verified with a reporting limit check standard.
v3	The continuing calibration verification was below the method acceptance limit. Any detection for the analyte in the associated samples may have low bias.

This report shall not be reproduced, except in full,
without the written consent of Pace Analytical Services, LLC.

Pace Analytical Services, LLC
9800 Kincey Ave. Suite 100
Huntersville, NC 28078
(704)875-9092

QUALITY CONTROL DATA CROSS REFERENCE TABLE

Project: West Side Quick Stop
Pace Project No.: 92492178

Lab ID	Sample ID	QC Batch Method	QC Batch	Analytical Method	Analytical Batch
92492178001	MW01	EPA 8011	562732	EPA 8011	562880
92492178002	MW02	EPA 8011	562732	EPA 8011	562880
92492178003	MW03	EPA 8011	562732	EPA 8011	562880
92492178004	MW04	EPA 8011	562732	EPA 8011	562880
92492178005	MW04I	EPA 8011	562732	EPA 8011	562880
92492178006	MW05	EPA 8011	562732	EPA 8011	562880
92492178007	MW06	EPA 8011	562732	EPA 8011	562880
92492178008	MW07	EPA 8011	562732	EPA 8011	562880
92492178009	MW08	EPA 8011	562732	EPA 8011	562880
92492178010	MW09	EPA 8011	562732	EPA 8011	562880
92492178011	MW10	EPA 8011	562732	EPA 8011	562880
92492178012	MW11	EPA 8011	562732	EPA 8011	562880
92492178013	MW12	EPA 8011	562732	EPA 8011	562880
92492178014	MW12I	EPA 8011	562734	EPA 8011	562881
92492178015	MW14	EPA 8011	562734	EPA 8011	562881
92492178016	MW14I	EPA 8011	562734	EPA 8011	562881
92492178017	MW15	EPA 8011	562734	EPA 8011	562881
92492178018	MW15I	EPA 8011	562734	EPA 8011	562881
92492178019	MW16	EPA 8011	562734	EPA 8011	562881
92492178020	MW16I	EPA 8011	562734	EPA 8011	562881
92492178021	MW17	EPA 8011	562734	EPA 8011	562881
92492178022	MW17I	EPA 8011	562734	EPA 8011	562881
92492178023	MW19	EPA 8011	562734	EPA 8011	562881
92492178024	MW19I	EPA 8011	562734	EPA 8011	562881
92492178025	MW20	EPA 8011	562734	EPA 8011	562881
92492178026	MW21	EPA 8011	562734	EPA 8011	562881
92492178027	MW22	EPA 8011	562734	EPA 8011	562881
92492178028	MW22I	EPA 8011	562734	EPA 8011	562881
92492178029	MW23	EPA 8011	562734	EPA 8011	562881
92492178030	MW23I	EPA 8011	562734	EPA 8011	562881
92492178031	MW24	EPA 8011	562734	EPA 8011	562881
92492178032	MW25	EPA 8011	562734	EPA 8011	562881
92492178033	MW26	EPA 8011	562734	EPA 8011	562881
92492178034	MW26I	EPA 8011	563077	EPA 8011	563212
92492178035	MW27	EPA 8011	563077	EPA 8011	563212
92492178036	MW27I	EPA 8011	563077	EPA 8011	563212
92492178037	MW28	EPA 8011	563077	EPA 8011	563212
92492178038	RW01	EPA 8011	563077	EPA 8011	563212
92492178039	RW03	EPA 8011	563077	EPA 8011	563212
92492178040	MW0X	EPA 8011	563077	EPA 8011	563212
92492178041	MW0XR	EPA 8011	563077	EPA 8011	563212
92492178042	DUP A	EPA 8011	563077	EPA 8011	563212
92492178043	DUP B	EPA 8011	563077	EPA 8011	563212
92492178044	DUP C	EPA 8011	563077	EPA 8011	563212
92492178045	FB1	EPA 8011	563077	EPA 8011	563212
92492178046	FB2	EPA 8011	563077	EPA 8011	563212
92492178047	FB3	EPA 8011	563077	EPA 8011	563212
92492178050	EB1	EPA 8011	563077	EPA 8011	563212

REPORT OF LABORATORY ANALYSIS

This report shall not be reproduced, except in full,
without the written consent of Pace Analytical Services, LLC.

Pace Analytical Services, LLC
9800 Kincey Ave. Suite 100
Huntersville, NC 28078
(704)875-9092

QUALITY CONTROL DATA CROSS REFERENCE TABLE

Project: West Side Quick Stop
Pace Project No.: 92492178

Lab ID	Sample ID	QC Batch Method	QC Batch	Analytical Method	Analytical Batch
92492178051	**EB2**	EPA 8011	563077	EPA 8011	563212
92492178052	**EB3**	EPA 8011	563077	EPA 8011	563212
92492178001	**MW01**	EPA 8260D	562474		
92492178002	**MW02**	EPA 8260D	563334		
92492178003	**MW03**	EPA 8260D	562203		
92492178004	**MW04**	EPA 8260D	562203		
92492178005	**MW04I**	EPA 8260D	562203		
92492178006	**MW05**	EPA 8260D	562203		
92492178007	**MW06**	EPA 8260D	562203		
92492178008	**MW07**	EPA 8260D	562203		
92492178009	**MW08**	EPA 8260D	562203		
92492178010	**MW09**	EPA 8260D	562203		
92492178011	**MW10**	EPA 8260D	562203		
92492178012	**MW11**	EPA 8260D	562203		
92492178013	**MW12**	EPA 8260D	562205		
92492178014	**MW12I**	EPA 8260D	562205		
92492178015	**MW14**	EPA 8260D	562470		
92492178016	**MW14I**	EPA 8260D	562203		
92492178017	**MW15**	EPA 8260D	562203		
92492178018	**MW15I**	EPA 8260D	562203		
92492178019	**MW16**	EPA 8260D	562470		
92492178020	**MW16I**	EPA 8260D	562470		
92492178021	**MW17**	EPA 8260D	562470		
92492178022	**MW17I**	EPA 8260D	562470		
92492178023	**MW19**	EPA 8260D	562470		
92492178024	**MW19I**	EPA 8260D	562470		
92492178025	**MW20**	EPA 8260D	562474		
92492178026	**MW21**	EPA 8260D	562205		
92492178027	**MW22**	EPA 8260D	562470		
92492178028	**MW22I**	EPA 8260D	562205		
92492178029	**MW23**	EPA 8260D	562205		
92492178030	**MW23I**	EPA 8260D	562474		
92492178031	**MW24**	EPA 8260D	562824		
92492178032	**MW25**	EPA 8260D	562474		
92492178033	**MW26**	EPA 8260D	562470		
92492178034	**MW26I**	EPA 8260D	562205		
92492178035	**MW27**	EPA 8260D	562205		
92492178036	**MW27I**	EPA 8260D	562205		
92492178037	**MW28**	EPA 8260D	562205		
92492178038	**RW01**	EPA 8260D	562824		

REPORT OF LABORATORY ANALYSIS

This report shall not be reproduced, except in full,
without the written consent of Pace Analytical Services, LLC.

Pace Analytical Services, LLC
9800 Kincey Ave. Suite 100
Huntersville, NC 28078
(704)875-9092

QUALITY CONTROL DATA CROSS REFERENCE TABLE

Project: West Side Quick Stop
Pace Project No.: 92492178

Lab ID	Sample ID	QC Batch Method	QC Batch	Analytical Method	Analytical Batch
92492178039	**RW03**	EPA 8260D	562205		
92492178040	**MW0X**	EPA 8260D	562205		
92492178041	**MW0XR**	EPA 8260D	562470		
92492178042	**DUP A**	EPA 8260D	562470		
92492178043	**DUP B**	EPA 8260D	562060		
92492178044	**DUP C**	EPA 8260D	562060		
92492178045	**FB1**	EPA 8260D	562213		
92492178046	**FB2**	EPA 8260D	562213		
92492178047	**FB3**	EPA 8260D	562213		
92492178048	**TRIP BLANK**	EPA 8260D	562213		
92492178049	**TRIP BLANK 2**	EPA 8260D	562213		
92492178050	**EB1**	EPA 8260D	562213		
92492178051	**EB2**	EPA 8260D	562213		
92492178052	**EB3**	EPA 8260D	562213		

This report shall not be reproduced, except in full,
without the written consent of Pace Analytical Services, LLC.

Pace Analytical	Document Name: Sample Condition Upon Receipt(SCUR)	Document Revised: February 7, 2018 Page 1 of 2
	Document No.: F-CAR-CS-033-Rev.06	Issuing Authority: Pace Carolinas Quality Office

Laboratory receiving samples:
Asheville ☒ Eden ☐ Greenwood ☐ Huntersville ☐ Raleigh ☐ Mechanicsville ☐

Sample Condition Upon Receipt

Client Name: Petro-Tech

Project # WO# : 92492178

92492178

Courier: ☐ Commercial ☒ Pace ☐ Fed Ex ☐ UPS ☐ USPS ☐ Other: ☐ Client

Custody Seal Present? ☐ Yes ☒ No **Seals Intact?** ☐ Yes ☒ No

Date/Initials Person Examining Contents: SD 8/24/20

Packing Material: ☐ Bubble Wrap ☒ Bubble Bags ☐ None ☐ Other

Biological Tissue Frozen? ☐ Yes ☐ No ☒ N/A

Thermometer: ☒ IR Gun ID: 93T061 **Type of Ice:** ☒ Wet ☐ Blue ☐ None

Cooler Temp (°C): 3.9/3.8 **Correction Factor:** Add/Subtract (°C) 0.0

Cooler Temp Corrected (°C): 3.9/3.8

Temp should be above freezing to 6°C
☐ Samples out of temp criteria. Samples on ice, cooling process has begun

USDA Regulated Soil (☒ N/A, water sample)
Did samples originate in a quarantine zone within the United States: CA, NY, or SC (check maps)? ☐ Yes ☐ No

Did samples originate from a foreign source (internationally, including Hawaii and Puerto Rico)? ☐ Yes ☐ No

				Comments/Discrepancy:
Chain of Custody Present?	☒ Yes	☐ No	☐ N/A	1.
Samples Arrived within Hold Time?	☒ Yes	☐ No	☐ N/A	2.
Short Hold Time Analysis (<72 hr.)?	☐ Yes	☒ No	☐ N/A	3.
Rush Turn Around Time Requested?	☐ Yes	☒ No	☐ N/A	4.
Sufficient Volume?	☒ Yes	☐ No	☐ N/A	5.
Correct Containers Used?	☒ Yes	☐ No	☐ N/A	6.
-Pace Containers Used?	☒ Yes	☐ No	☐ N/A	
Containers Intact?	☒ Yes	☐ No	☐ N/A	7.
Dissolved analysis: Samples Field Filtered?	☐ Yes	☒ No	☐ N/A	8.
Sample Labels Match COC?	☒ Yes	☐ No	☐ N/A	9.
-Includes Date/Time/ID/Analysis Matrix: WT				
Headspace in VOA Vials (>5-6mm)?	☐ Yes	☒ No	☐ N/A	10.
Trip Blank Present?	☒ Yes	☐ No	☐ N/A	11.
Trip Blank Custody Seals Present?	☒ Yes	☐ No	☐ N/A	

COMMENTS/SAMPLE DISCREPANCY

Field Data Required? ☐ Yes ☒ No

Lot ID of split containers:

CLIENT NOTIFICATION/RESOLUTION

Person contacted: Date/Time:

Project Manager SCURF Review: Date:

Project Manager SRF Review: Date:

***Check mark top half of box if pH and/or dechlorination is verified and within the acceptance range for preservation samples.**

Exceptions: VOA, Coliform, TOC, Oil and Grease, DRO/8015 (water) DOC, LLHg

****Bottom half of box is to list number of bottle**

Project # WO# : 92492178

PM: BV Due Date: 08/31/20

CLIENT: 92-Petra-Tec

Item#	BP4U-125 mL Plastic Unpreserved (N/A) (Cl-)	BP3U-250 mL Plastic Unpreserved (N/A)	BP2U-500 mL Plastic Unpreserved (N/A)	BP1U-1 liter Plastic Unpreserved (N/A)	BP4S-125 mL Plastic H2SO4 (pH < 2) (Cl-)	BP3N-250 mL plastic HNO3 (pH < 2)	BP4Z-125 mL Plastic ZN Acetate & NaOH (>9)	BP4C-125 mL Plastic NaOH (pH > 12) (Cl-)	WGFU-Wide-mouthed Glass jar Unpreserved	AG1U-1 liter Amber Unpreserved (N/A) (Cl-)	AG1H-1 liter Amber HCl (pH < 2)	AG3U-250 mL Amber Unpreserved (N/A) (Cl-)	AG1S-1 liter Amber H2SO4 (pH < 2)	AG3S-250 mL Amber H2SO4 (pH < 2)	AG3A(DG3A)-250 mL Amber NH4Cl (N/A)(Cl-)	DG9H-40 mL VOA HCl (N/A)	VG9T-40 mL VOA Na2S2O3 (N/A)	VG9U-40 mL VOA Unp (N/A)	DG9P-40 mL VOA H3PO4 (N/A)	VOAK (6 vials per kit)-5035 kit (N/A)	V/GK (3 vials per kit)-VPH/Gas kit (N/A)	SP5T-125 mL Sterile Plastic (N/A – lab)	SP2T-250 mL Sterile Plastic (N/A – lab)		BP3A-250 mL Plastic (NH2)2SO4 (9.3-9.7)	AG0U-100 mL Amber Unpreserved vials (N/A)	VSGU-20 mL Scintillation vials (N/A)	DG9U-40 mL Amber Unpreserved vials (N/A)
1																5													
2																													
3																													
4																													
5																													
6																													
7																													
8																													
9																													
10																													
11																													
12																V													

pH Adjustment Log for Preserved Samples

Sample ID	Type of Preservative	pH upon receipt	Date preservation adjusted	Time preservation adjusted	Amount of Preservative added	Lot #

Note: Whenever there is a discrepancy affecting North Carolina compliance samples, a copy of this form will be sent to the North Carolina DEHNR Certification Office (i.e. Out of hold, incorrect preservative, out of temp, incorrect containers.

1

***Check mark top half of box if pH and/or dechlorination is verified and within the acceptance range for preservation samples.**

Exceptions: VOA, Coliform, TOC, Oil and Grease, DRO/8015 (water) DOC, LLHg

****Bottom half of box is to list number of bottle**

Project # **WO# : 92492178**

PM: BV Due Date: 08/31/20

CLIENT: 92-Petra-Tec

Item#	BP4U-125 mL Plastic Unpreserved (N/A) (Cl-)	BP3U-250 mL Plastic Unpreserved (N/A)	BP2U-500 mL Plastic Unpreserved (N/A)	BP1U-1 liter Plastic Unpreserved (N/A)	BP4S-125 mL Plastic H2SO4 (pH < 2) (Cl-)	BP3N-250 mL plastic HNO3 (pH < 2)	BP4Z-125 mL Plastic ZN Acetate & NaOH (>9)	BP4C-125 mL Plastic NaOH (pH > 12) (Cl-)	WGFU-Wide-mouthed Glass jar Unpreserved	AG1U-1 liter Amber Unpreserved (N/A) (Cl-)	AG1H-1 liter Amber HCl (pH < 2)	AG3U-250 mL Amber Unpreserved (N/A) (Cl-)	AG1S-1 liter Amber H2SO4 (pH < 2)	AG3S-250 mL Amber H2SO4 (pH < 2)	AG3A(DG3A)-250 mL Amber NH4Cl (N/A)(Cl-)	DG9H-40 mL VOA HCl (N/A)	VG9T-40 mL VOA Na2S2O3 (N/A)	VG9U-40 mL VOA Unp (N/A)	DG9P-40 mL VOA H3PO4 (N/A)	VOAK (6 vials per kit)-5035 kit (N/A)	V/GK (3 vials per kit)-VPH/Gas kit (N/A)	SP5T-125 mL Sterile Plastic (N/A – lab)	SP2T-250 mL Sterile Plastic (N/A – lab)		BP3A-250 mL Plastic (NH2)2SO4 (9.3-9.7)	AG0U-100 mL Amber Unpreserved vials (N/A)	VSGU-20 mL Scintillation vials (N/A)	DG9U-40 mL Amber Unpreserved vials (N/A)
1																5													
2																													
3																													
4																													
5																													
6																													
7																													
8																													
9																													
10																													
11																													
12																													

pH Adjustment Log for Preserved Samples

Sample ID	Type of Preservative	pH upon receipt	Date preservation adjusted	Time preservation adjusted	Amount of Preservative added	Lot #

Note: Whenever there is a discrepancy affecting North Carolina compliance samples, a copy of this form will be sent to the North Carolina DEHNR Certification Office (i.e. Out of hold, incorrect preservative, out of temp, incorrect containers.

2

*Check mark top half of box if pH and/or dechlorination is verified and within the acceptance range for preservation samples.

Exceptions: VOA, Coliform, TOC, Oil and Grease, DRO/8015 (water) DOC, LLHg

**Bottom half of box is to list number of bottle

Project: **WO#: 92492178**

PM: BV Due Date: 08/31/20

CLIENT: 92-Petra-Tec

Item#	BP4U-125 mL Plastic Unpreserved (N/A) (Cl-)	BP3U-250 mL Plastic Unpreserved (N/A)	BP2U-500 mL Plastic Unpreserved (N/A)	BP1U-1 liter Plastic Unpreserved (N/A)	BP4S-125 mL Plastic H2SO4 (pH < 2) (Cl-)	BP3N-250 mL plastic HNO3 (pH < 2)	BP4Z-125 mL Plastic ZN Acetate & NaOH (>9)	BP4C-125 mL Plastic NaOH (pH > 12) (Cl-)	WGFU-Wide-mouthed Glass jar Unpreserved	AG1U-1 liter Amber Unpreserved (N/A) (Cl-)	AG1H-1 liter Amber HCl (pH < 2)	AG3U-250 mL Amber Unpreserved (N/A) (Cl-)	AG1S-1 liter Amber H2SO4 (pH < 2)	AG3S-250 mL Amber H2SO4 (pH < 2)	AG3A(DG3A)-250 mL Amber NH4Cl (N/A)(Cl-)	DG9H-40 mL VOA HCl (N/A)	VG9T-40 mL VOA Na2S2O3 (N/A)	VG9U-40 mL VOA Unp (N/A)	DG9P-40 mL VOA H3PO4 (N/A)	VOAK (6 vials per kit)-5035 kit (N/A)	V/GK (3 vials per kit)-VPH/Gas kit (N/A)	SP5T-125 mL Sterile Plastic (N/A – lab)	SPZT-250 mL Sterile Plastic (N/A – lab)		BP3A-250 mL Plastic (NH2)2SO4 (9.3-9.7)	AG0U-100 mL Amber Unpreserved vials (N/A)	VSGU-20 mL Scintillation vials (N/A)	DG9U-40 mL Amber Unpreserved vials (N/A)
1																5												
2																												
3																												
4																												
5																												
6																												
7																												
8																												
9																												
10																												
11																												
12																												

pH Adjustment Log for Preserved Samples

Sample ID	Type of Preservative	pH upon receipt	Date preservation adjusted	Time preservation adjusted	Amount of Preservative added	Lot #

Note: Whenever there is a discrepancy affecting North Carolina compliance samples, a copy of this form will besent to the North Carolina DEHNR Certification Office (i.e. Out of hold, incorrect preservative, out of temp, incorrect containers.

3

*Check mark top half of box if pH and/or dechlorination is verified and within the acceptance range for preservation samples.

Exceptions: VOA, Coliform, TOC, Oil and Grease, DRO/8015 (water) DOC, LLHg

**Bottom half of box is to list number of bottle

Project # WO# : 92492178

PM: BV Due Date: 08/31/20

CLIENT: 92-Petra-Tec

Item#	BP4U-125 mL Plastic Unpreserved (N/A) (Cl-)	BP3U-250 mL Plastic Unpreserved (N/A)	BP2U-500 mL Plastic Unpreserved (N/A)	BP1U-1 liter Plastic Unpreserved (N/A)	BP4S-125 mL Plastic H2SO4 (pH < 2) (Cl-)	BP3N-250 mL plastic HNO3 (pH < 2)	BP4Z-125 mL Plastic ZN Acetate & NaOH (>9)	BP4C-125 mL Plastic NaOH (pH > 12) (Cl-)	WGFU-Wide-mouthed Glass jar, Unpreserved	AG1U-1 liter Amber Unpreserved (N/A) (Cl-)	AG1H-1 liter Amber HCl (pH < 2)	AG3U-250 mL Amber Unpreserved (N/A) (Cl-)	AG1S-1 liter Amber H2SO4 (pH < 2)	AG3S-250 mL Amber H2SO4 (pH < 2)	AG3A(DG3A)-250 mL Amber NH4Cl (N/A)(Cl-)	DG9H-40 mL VOA HCl (N/A)	VG9T-40 mL VOA Na2S2O3 (N/A)	VG9U-40 mL VOA Unp (N/A)	DG9P-40 mL VOA H3PO4 (N/A)	VOAK (6 vials per kit)-5035 kit (N/A)	V/GK (3 vials per kit)-VPH/Gas kit (N/A)	SP5T-125 mL Sterile Plastic (N/A – lab)	SP2T-250 mL Sterile Plastic (N/A – lab)		BP3A-250 mL Plastic (NH2)2SO4 (9.3-9.7)	AG0U-100 mL Amber Unpreserved vials (N/A)	VSGU-20 mL Scintillation vials (N/A)	DG9U-40 mL Amber Unpreserved vials (N/A)
1																5												
2																												
3																												
4																												
5																												
6																												
7																												
8																												
9																												
10																												
11																												
12																2												

pH Adjustment Log for Preserved Samples

Sample ID	Type of Preservative	pH upon receipt	Date preservation adjusted	Time preservation adjusted	Amount of Preservative added	Lot #

Note: Whenever there is a discrepancy affecting North Carolina compliance samples, a copy of this form will be sent to the North Carolina DEHNR Certification Office (i.e. Out of hold, Incorrect preservative, out of temp, Incorrect containers.

4

***Check mark top half of box if pH and/or dechlorination is verified and within the acceptance range for preservation samples.**

Exceptions: VOA, Coliform, TOC, Oil and Grease, DRO/8015 (water) DOC, LLHg

****Bottom half of box is to list number of bottle**

Project # **WO# : 92492178**

PM: BV Due Date: 08/31/20

CLIENT: 92-Petra-Tec

Item#	BP4U-125 mL Plastic Unpreserved (N/A) (Cl-)	BP3U-250 mL Plastic Unpreserved (N/A)	BP2U-500 mL Plastic Unpreserved (N/A)	BP1U-1 liter Plastic Unpreserved (N/A)	BP4S-125 mL Plastic H2SO4 (pH < 2) (Cl-)	BP3N-250 mL plastic HNO3 (pH < 2)	BP4Z-125 mL Plastic ZN Acetate & NaOH (>9)	BP4C-125 mL Plastic NaOH (pH > 12) (Cl-)	WGFU-Wide-mouthed Glass jar Unpreserved	AG1U-1 liter Amber Unpreserved (N/A) (Cl-)	AG1H-1 liter Amber HCl (pH < 2)	AG3U-250 mL Amber Unpreserved (N/A) (Cl-)	AG1S-1 liter Amber H2SO4 (pH < 2)	AG3S-250 mL Amber H2SO4 (pH < 2)	AG3A(DG3A)-250 mL Amber NH4Cl (N/A)(Cl-)	DG9H-40 mL VOA HCl (N/A)	VG9T-40 mL VOA Na2S2O3 (N/A)	VG9U-40 mL VOA Unp (N/A)	DG9P-40 mL VOA H3PO4 (N/A)	VOAK (6 vials per kit)-5035 kit (N/A)	V/GK (3 vials per kit)-VPH/Gas kit (N/A)	SP5T-125 mL Sterile Plastic (N/A – lab)	SP2T-250 mL Sterile Plastic (N/A – lab)		BP3A-250 mL Plastic (NH2)2SO4 (9.3-9.7)	AG0U-100 mL Amber Unpreserved vials (N/A)	VSGU-20 mL Scintillation vials (N/A)	DG9U-40 mL Amber Unpreserved vials (N/A)
1																2													
2																5													
3																5													
4																5													
5																													
6																													
7																													
8																													
9																													
10																													
11																													
12																													

pH Adjustment Log for Preserved Samples

Sample ID	Type of Preservative	pH upon receipt	Date preservation adjusted	Time preservation adjusted	Amount of Preservative added	Lot #

Note: Whenever there is a discrepancy affecting North Carolina compliance samples, a copy of this form will be sent to the North Carolina DEHNR Certification Office (i.e. Out of hold, incorrect preservative, out of temp, incorrect containers.

5

Pace Analytical
www.pacelabs.com

CHAIN-OF-CUSTODY / Analytical Request Document

The Chain-of-Custody is a LEGAL DOCUMENT. All relevant fields must be completed accurately.

Section A Required Client Information:

Company: Petra-Tech Environmental, LLC
Address: 2435 East North Street, STE 1108-202
Greenville, South Carolina 29615
Email To: tslack@petratechenv.com
Phone: Fax:
Requested Due Date/TAT:

Section B Required Project Information:

Report To:
Copy To:
Purchase Order No.:
Project Name: West Side Quick Stop
Project Number: J20-898-A

Section C Invoice Information:

Attention:
Company Name:
Address:
Pace Quote Reference:
Pace Project Manager:
Pace Profile #:

REGULATORY AGENCY

☐ NPDES ☐ GROUND WATER ☐ DRINKING WATER
☑ UST ☐ RCRA ☐ OTHER

Site Location STATE: SC

Requested Analysis Filtered (Y/N)

ITEM #	Section D Required Client Information — SAMPLE ID (A-Z, 0-9 / , -) Sample IDs MUST BE UNIQUE	MATRIX CODE (see valid codes to left)	SAMPLE TYPE (G=GRAB C=COMP)	COLLECTED: COMPOSITE START DATE	COMPOSITE START TIME	COMPOSITE END/GRAB DATE	COMPOSITE END/GRAB TIME	SAMPLE TEMP AT COLLECTION	# OF CONTAINERS	Preservatives: Unpreserved	H_2SO_4	HNO_3	HCl	NaOH	$Na_2S_2O_3$	Methanol	Other	Analysis Test Y/N: 8260 BTEXMN12-DCA8o	8011 EDB	Residual Chlorine (Y/N)	Pace Project No./ Lab I.D. 92492178
1	MW01	WT	G			08/22/20	1430		5				5					X	X		001
2	MW02	WT	G			08/22/20	1145		5				5					X	X		002
3	MW03	WT	G			08/20/20	1550		5				5					X	X		003
4	MW04	WT	G			08/20/20	1715		5				5					X	X		004
5	MW04I	WT	G			08/20/20	1750		5				5					X	X		005
6	MW05	WT	G			08/19/20	1145		5				5					X	X		006
7	MW06	WT	G			08/19/20	1505		5				5					X	X		007
8	MW07	WT	G			08/20/20	1240		5				5					X	X		008
9	MW08	WT	G			08/20/20	1130		5				5					X	X		009
10	MW09	WT	G			08/20/20	1055		5				5					X	X		010
11	MW10	WT	G			08/20/20	1015		5				5					X	X		011
12	MW11	WT	G			08/20/20	0940		5				5					X	X		012

Valid Matrix Codes: DRINKING WATER DW; WATER WT; WASTE WATER WW; PRODUCT P; SOIL/SOLID SL; OIL OL; WIPE WP; AIR AR; OTHER OT; TISSUE TS

ADDITIONAL COMMENTS	RELINQUISHED BY / AFFILIATION	DATE	TIME	ACCEPTED BY / AFFILIATION	DATE	TIME	SAMPLE CONDITIONS: Temp in °C	Received on Ice (Y/N)	Custody Sealed Cooler (Y/N)	Samples Intact (Y/N)
		8.24.20	1100	Pace	8.24.20	1100				
	Pace	8.24.20	1207	Pace	82420	1207	3.9	Y	N	Y
							3.8			

SAMPLER NAME AND SIGNATURE

PRINT Name of SAMPLER: Jimmy Slagh

SIGNATURE of SAMPLER:

DATE Signed (MM/DD/YY): 8/22/20

*Important Note: By signing this form you are accepting Pace's NET 30 day payment terms and agreeing to late charges of 1.5% per month for any invoices not paid within 30 days.

F-ALL-Q-020rev.08, 12-Oct-2007

Pace Analytical
www.pacelabs.com

CHAIN-OF-CUSTODY / Analytical Request Document

The Chain-of-Custody is a LEGAL DOCUMENT. All relevant fields must be completed accurately.

Section A Required Client Information:		Section B Required Project Information:		Section C Invoice Information:	
Company:	Petra-Tech Environmental, LLC	Report To:		Attention:	
Address:	2435 East North Street, STE 1108-202	Copy To:		Company Name:	
	Greenville, South Carolina 29615			Address:	
Email To:	tslack@petratechenv.com	Purchase Order No.:		Pace Quote Reference:	
Phone:	Fax:	Project Name:	West Side Quick Stop	Pace Project Manager:	
Requested Due Date/TAT:		Project Number:	J20-898-A	Pace Profile #:	

REGULATORY AGENCY: ☐ NPDES ☐ GROUND WATER ☐ DRINKING WATER ☑ UST ☐ RCRA ☐ OTHER

Site Location STATE: SC

Section D Required Client Information

SAMPLE ID
(A-Z, 0-9 / ,-)
Sample IDs MUST BE UNIQUE

Valid Matrix Codes

MATRIX	CODE
DRINKING WATER	DW
WATER	WT
WASTE WATER	WW
PRODUCT	P
SOIL/SOLID	SL
OIL	OL
WIPE	WP
AIR	AR
OTHER	OT
TISSUE	TS

ITEM #	SAMPLE ID	MATRIX CODE (see valid codes to left)	SAMPLE TYPE (G=GRAB C=COMP)	COLLECTED COMPOSITE START DATE	COLLECTED COMPOSITE START TIME	COLLECTED COMPOSITE END/GRAB DATE	COLLECTED COMPOSITE END/GRAB TIME	SAMPLE TEMP AT COLLECTION	# OF CONTAINERS	Preservatives: Unpreserved	H_2SO_4	HNO_3	HCl	NaOH	$Na_2S_2O_3$	Methanol	Other	Analysis Test Y/N	8260 BTEXMN12-DCA8o	8011 EDB	Residual Chlorine (Y/N)	Pace Project No./ Lab I.D. 92492148
1	MW12	WT	G			08/22/20	1100		5				5					X	X			013
2	MW12I	WT	G			08/22/20	1025		5				5					X	X			014
3	MW14	WT	G			08/19/20	1615		5				5					X	X			015
4	MW14I	WT	G			08/19/20	1545		5				5					X	X			016
5	MW15	WT	G			08/19/20	1425		5				5					X	X			017
6	MW15I	WT	G			08/19/20	1350		5				5					X	X			018
7	MW16	WT	G			08/19/20	1310		5				5					X	X			019
8	MW16I	WT	G			08/19/20	1235		5				5					X	X			020
9	MW17	WT	G			08/19/20	1740		5				5					X	X			021
10	MW17I	WT	G			08/19/20	1705		5				5					X	X			022
11	MW19	WT	G			08/20/20	1355		5				5					X	X			023
12	MW19I	WT	G			08/20/20	1320		5				5					X	X			024

ADDITIONAL COMMENTS	RELINQUISHED BY / AFFILIATION	DATE	TIME	ACCEPTED BY / AFFILIATION	DATE	TIME	SAMPLE CONDITIONS: Temp in °C	Received on Ice (Y/N)	Custody Sealed Cooler (Y/N)	Samples Intact (Y/N)
	[signature] Pace	8.24.20	1100	[signature] Pace	8.24.20	1100				
	[signature] Pace	8.24.20	1207	[signature] Pace	8.24.20	1207	3.9	Y	N	Y
							3.8	Y		

SAMPLER NAME AND SIGNATURE

PRINT Name of SAMPLER: Jimmy Slagh

SIGNATURE of SAMPLER: [signature] DATE Signed (MM/DD/YY): 8/22/20

*Important Note: By signing this form you are accepting Pace's NET 30 day payment terms and agreeing to late charges of 1.5% per month for any invoices not paid within 30 days.

Pace Analytical
www.pacelabs.com

CHAIN-OF-CUSTODY / Analytical Request Document

The Chain-of-Custody is a LEGAL DOCUMENT. All relevant fields must be completed accurately.

Section A Required Client Information:

Company: Petra-Tech Environmental, LLC
Address: 2435 East North Street, STE 1108-202
Greenville, South Carolina 29615
Email To: tslack@petratechenv.com
Phone: Fax:
Requested Due Date/TAT:

Section B Required Project Information:

Report To:
Copy To:
Purchase Order No.:
Project Name: West Side Quick Stop
Project Number: J20-898-A

Section C Invoice Information:

Attention:
Company Name:
Address:
Pace Quote Reference:
Pace Project Manager:
Pace Profile #:

REGULATORY AGENCY

☐ NPDES ☐ GROUND WATER ☐ DRINKING WATER
☑ UST ☐ RCRA ☐ OTHER

Site Location STATE: SC

Section D Required Client Information

SAMPLE ID
(A-Z, 0-9 / ,-)
Sample IDs MUST BE UNIQUE

Valid Matrix Codes

MATRIX	CODE
DRINKING WATER	DW
WATER	WT
WASTE WATER	WW
PRODUCT	P
SOIL/SOLID	SL
OIL	OL
WIPE	WP
AIR	AR
OTHER	OT
TISSUE	TS

ITEM #	SAMPLE ID	MATRIX CODE (see valid codes to left)	SAMPLE TYPE (G=GRAB C=COMP)	COLLECTED COMPOSITE START DATE	COLLECTED COMPOSITE START TIME	COLLECTED COMPOSITE END/GRAB DATE	COLLECTED COMPOSITE END/GRAB TIME	SAMPLE TEMP AT COLLECTION	# OF CONTAINERS	Preservatives: Unpreserved	H_2SO_4	HNO_3	HCl	NaOH	$Na_2S_2O_3$	Methanol	Other	Y/N	Analysis Test: 8260 BTEXMN12-DCA8o	8011 EDB	Residual Chlorine (Y/N)	Pace Project No./ Lab I.D. 92492178
1	MW20	WT	G			08/20/20	1630		5				5					X	X			025
2	MW21	WT	G			08/22/20	1500		5				5					X	X			026
3	MW22	WT	G			08/22/20	0905		5				5					X	X			027
4	MW22I	WT	G			08/22/20	0945		5				5					X	X			028
5	MW23	WT	G			08/20/20	1435		5				5					X	X			029
6	MW23I	WT	G			08/20/20	1515		5				5					X	X			030
7	MW24	WT	G			08/22/20	1705		5				5					X	X			031
8	MW25	WT	G			08/22/20	1310		5				5					X	X			032
9	MW26	WT	G			08/20/20	1910		5				5					X	X			033
10	MW26I	WT	G			08/20/20	1835		5				5					X	X			034
11	MW27	WT	G			08/20/20	0905		5				5					X	X			035
12	MW27I	WT	G			08/20/20	0835		5				5					X	X			036

ADDITIONAL COMMENTS	RELINQUISHED BY / AFFILIATION	DATE	TIME	ACCEPTED BY / AFFILIATION	DATE	TIME	SAMPLE CONDITIONS: Temp in °C	Received on Ice (Y/N)	Custody Sealed Cooler (Y/N)	Samples Intact (Y/N)
	[signature]	8.24.20	1100	[signature] Pace	8.21.20	1100				
	[signature] Pace	8.24.20	1207	[signature] Pace	8/24/20	1207	3.9	Y	N	Y
							3.8			

SAMPLER NAME AND SIGNATURE

PRINT Name of SAMPLER: Jimmy Slagh
SIGNATURE of SAMPLER: [signature]
DATE Signed (MM/DD/YY): 8/22/20

*Important Note: By signing this form you are accepting Pace's NET 30 day payment terms and agreeing to late charges of 1.5% per month for any invoices not paid within 30 days.

Pace Analytical
www.pacelabs.com

CHAIN-OF-CUSTODY / Analytical Request Document

The Chain-of-Custody is a LEGAL DOCUMENT. All relevant fields must be completed accurately.

Section A Required Client Information:		Section B Required Project Information:		Section C Invoice Information:	
Company:	Petra-Tech Environmental, LLC	Report To:		Attention:	
Address:	2435 East North Street, STE 1108-202	Copy To:		Company Name:	
	Greenville, South Carolina 29615			Address:	
Email To:	tslack@petratechenv.com	Purchase Order No.:		Pace Quote Reference:	
Phone:	Fax:	Project Name:	West Side Quick Stop	Pace Project Manager:	
Requested Due Date/TAT:		Project Number:	J20-898-A	Pace Profile #:	

REGULATORY AGENCY

☐ NPDES ☐ GROUND WATER ☐ DRINKING WATER
☑ UST ☐ RCRA ☐ OTHER

Site Location STATE: SC

Requested Analysis Filtered (Y/N)

Section D Required Client Information

SAMPLE ID
(A-Z, 0-9 / ,-)
Sample IDs MUST BE UNIQUE

Valid Matrix Codes

MATRIX	CODE
DRINKING WATER	DW
WATER	WT
WASTE WATER	WW
PRODUCT	P
SOIL/SOLID	SL
OIL	OL
WIPE	WP
AIR	AR
OTHER	OT
TISSUE	TS

ITEM #	SAMPLE ID	MATRIX CODE (see valid codes to left)	SAMPLE TYPE (G=GRAB C=COMP)	COLLECTED COMPOSITE START DATE	COLLECTED COMPOSITE START TIME	COLLECTED COMPOSITE END/GRAB DATE	COLLECTED COMPOSITE END/GRAB TIME	SAMPLE TEMP AT COLLECTION	# OF CONTAINERS	Preservatives: Unpreserved	H_2SO_4	HNO_3	HCl	NaOH	$Na_2S_2O_3$	Methanol	Other	Analysis Test Y/N	8260 BTEXMN12-DCA80	8011 EDB	Residual Chlorine (Y/N)	Pace Project No./ Lab I.D. 92492178
1	MW28	WT	G			08/20/20	1210		5				5						X	X		037
2	RW01	WT	G			08/22/20	1740		5				5						X	X		038
3	RW03	WT	G			08/22/20	1520		5				5						X	X		039
4	MW0X	WT	G			08/22/20	1345		5				5						X	X		040
5	MW0XR	WT	G			08/22/20	1230		5				5						X	X		041
6	DUP A	WT	G			08/22/20	1150		5				5						X	X		042
7	DUP B	WT	G			08/22/20	1105		5				5						X	X		043
8	DUP C	WT	G			08/22/20	1350		5				5						X	X		044
9	FB1	WT	G			08/19/20	1455		5				5						X	X		045
10	FB2	WT	G			08/20/20	1345		5				5						X	X		046
11	FB3	WT	G			08/22/20	1240		5				5						X	X		047
12	TRIP BLANK	WT	G			—	—		2				2						X			048

ADDITIONAL COMMENTS	RELINQUISHED BY / AFFILIATION	DATE	TIME	ACCEPTED BY / AFFILIATION	DATE	TIME	SAMPLE CONDITIONS: Temp in °C	Received on Ice (Y/N)	Custody Sealed Cooler (Y/N)	Samples Intact (Y/N)
	[signature]	8.24.20	1100	[signature] C. / Pace	8.24.20	1100				
	[signature] C. / Pace	8.24.20	1207	[signature] Pace	8/24/20	1207	3.9 3.8	Y	N	Y

SAMPLER NAME AND SIGNATURE

PRINT Name of SAMPLER: Jimmy Slagh

SIGNATURE of SAMPLER: [signature]

DATE Signed (MM/DD/YY): 8/22/20

*Important Note: By signing this form you are accepting Pace's NET 30 day payment terms and agreeing to late charges of 1.5% per month for any invoices not paid within 30 days.

Pace Analytical
www.pacelabs.com

CHAIN-OF-CUSTODY / Analytical Request Document

The Chain-of-Custody is a LEGAL DOCUMENT. All relevant fields must be completed accurately.

Section A Required Client Information:		Section B Required Project Information:		Section C Invoice Information:	
Company:	Petra-Tech Environmental, LLC	Report To:		Attention:	
Address:	2435 East North Street, STE 1108-202	Copy To:		Company Name:	
	Greenville, South Carolina 29615			Address:	
Email To:	tslack@petratechenv.com	Purchase Order No.:		Pace Quote Reference:	
Phone:	Fax:	Project Name:	West Side Quick Stop	Pace Project Manager:	
Requested Due Date/TAT:		Project Number:	J20-898-A	Pace Profile #:	

REGULATORY AGENCY

☐ NPDES ☐ GROUND WATER ☐ DRINKING WATER
☑ UST ☐ RCRA ☐ OTHER

Site Location STATE: SC

Requested Analysis Filtered (Y/N)

Section D Required Client Information

Valid Matrix Codes

MATRIX	CODE
DRINKING WATER	DW
WATER	WT
WASTE WATER	WW
PRODUCT	P
SOIL/SOLID	SL
OIL	OL
WIPE	WP
AIR	AR
OTHER	OT
TISSUE	TS

SAMPLE ID
(A-Z, 0-9 / ,-)
Sample IDs MUST BE UNIQUE

ITEM #	SAMPLE ID	MATRIX CODE (see valid codes to left)	SAMPLE TYPE (G=GRAB C=COMP)	COLLECTED COMPOSITE START DATE	COLLECTED COMPOSITE START TIME	COLLECTED COMPOSITE END/GRAB DATE	COLLECTED COMPOSITE END/GRAB TIME	SAMPLE TEMP AT COLLECTION	# OF CONTAINERS	Preservatives: Unpreserved	H_2SO_4	HNO_3	HCl	NaOH	$Na_2S_2O_3$	Methanol	Other	Y/N Analysis Test: 8260 BTEXMN12-DCA80	8011 EDB	Residual Chlorine (Y/N)	Pace Project No./ Lab I.D.
1	TRIP BLANK	WT	G			—	—		2				2					X			049
2	EB1	WT	G			08/19/20	1315		5				5					X	X		050
3	EB2	WT	G			08/20/20	1700		5				5					X	X		051
4	EB3	WT	G			08/22/20	1005		5				5					X	X		052
5																					
6																					
7																					
8																					
9																					
10																					
11																					
12																					

92492178
Pace Project No./ Lab I.D.

ADDITIONAL COMMENTS	RELINQUISHED BY / AFFILIATION	DATE	TIME	ACCEPTED BY / AFFILIATION	DATE	TIME	SAMPLE CONDITIONS: Temp in °C	Received on Ice (Y/N)	Custody Sealed Cooler (Y/N)	Samples Intact (Y/N)
		8.24.20	1100	Pace	8.24.20	1100				
	Pace	8.24.20	1207	Pace	8/24/20	1207	3.9	Y	N	Y
							3.8			

SAMPLER NAME AND SIGNATURE
PRINT Name of SAMPLER: Jimmy Slagh
SIGNATURE of SAMPLER:
DATE Signed (MM/DD/YY): 8/22/20

*Important Note: By signing this form you are accepting Pace's NET 30 day payment terms and agreeing to late charges of 1.5% per month for any invoices not paid within 30 days.

WESTSIDE QUICK STOP – UST PERMIT #12430

APPENDIX D

September 4, 2020

MR. MIKE WRIGHT
450 DOVE HILL CIRCLE
EASLEY, SC 29640

Subject: **Report of Groundwater Sampling August 2020 – Abbreviated Copy**
Westside Quick Stop
821 West Parker Road
Greenville, Greenville County, South Carolina
SCDHEC UST Permit #12430
PTE Job No. J20-898-A

Dear property owner:

Please find enclosed a copy of the *Report of Groundwater Sampling August 2020* for your records. The report describes activities performed on behalf of UST Permit #12430 located at 821 West Parker Road in Greenville, Greenville County, South Carolina. The Assessment activities were performed in response to the South Carolina Department of Health and Environmental Control's directive letter dated July 29, 2020. The report is distributed to owners of properties where assessment activities may have been performed and to those who expressed interest in the assessment findings.

If you have any questions regarding the above mentioned assessment report, please do not hesitate to contact us or the South Carolina Department of Health and Environmental Control (SCDHEC) at:

SCDHEC – Ms. Morgan Thomas, Project Manager
Phone: 803.898.2889
Email: thomasma@dhec.sc.gov

Sincerely,

Petra-Tech Environmental

Trever Z. Slack, P.G.
Principal Hydrogeologist

September 4, 2020

DAVID ESPINOZA & LESLIE GUERRA
2209 W BLUE RIDGE DRIVE
GREENVILLE, SC 29611

Subject: **Report of Groundwater Sampling August 2020 – Abbreviated Copy**
Westside Quick Stop
821 West Parker Road
Greenville, Greenville County, South Carolina
SCDHEC UST Permit #12430
PTE Job No. J20-898-A

Dear property owner:

Please find enclosed a copy of the *Report of Groundwater Sampling August 2020* for your records. The report describes activities performed on behalf of UST Permit #12430 located at 821 West Parker Road in Greenville, Greenville County, South Carolina. The Assessment activities were performed in response to the South Carolina Department of Health and Environmental Control's directive letter dated July 29, 2020. The report is distributed to owners of properties where assessment activities may have been performed and to those who expressed interest in the assessment findings.

If you have any questions regarding the above mentioned assessment report, please do not hesitate to contact us or the South Carolina Department of Health and Environmental Control (SCDHEC) at:

SCDHEC – Ms. Morgan Thomas, Project Manager
Phone: 803.898.2889
Email: thomasma@dhec.sc.gov

Sincerely,

Petra-Tech Environmental

Trever Z. Slack, P.G.
Principal Hydrogeologist

September 4, 2020

PAUL MCINTYRE
10 HOYT STREET
GREENVILLE, SC 29611

Subject: **Report of Groundwater Sampling August 2020 – Abbreviated Copy**
Westside Quick Stop
821 West Parker Road
Greenville, Greenville County, South Carolina
SCDHEC UST Permit #12430
PTE Job No. J20-898-A

Dear property owner:

Please find enclosed a copy of the *Report of Groundwater Sampling August 2020* for your records. The report describes activities performed on behalf of UST Permit #12430 located at 821 West Parker Road in Greenville, Greenville County, South Carolina. The Assessment activities were performed in response to the South Carolina Department of Health and Environmental Control's directive letter dated July 29, 2020. The report is distributed to owners of properties where assessment activities may have been performed and to those who expressed interest in the assessment findings.

If you have any questions regarding the above mentioned assessment report, please do not hesitate to contact us or the South Carolina Department of Health and Environmental Control (SCDHEC) at:

SCDHEC – Ms. Morgan Thomas, Project Manager
Phone: 803.898.2889
Email: thomasma@dhec.sc.gov

Sincerely,

Petra-Tech Environmental

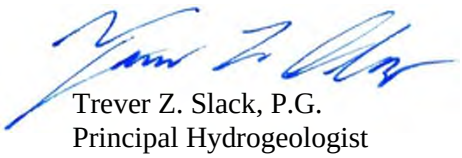

Trever Z. Slack, P.G.
Principal Hydrogeologist

September 4, 2020

PATRICIA BOBEN
805 WEST PARKER ROAD
GREENVILLE, SC 29611

Subject: **Report of Groundwater Sampling August 2020 – Abbreviated Copy**
Westside Quick Stop
821 West Parker Road
Greenville, Greenville County, South Carolina
SCDHEC UST Permit #12430
PTE Job No. J20-898-A

Dear property owner:

Please find enclosed a copy of the *Report of Groundwater Sampling August 2020* for your records. The report describes activities performed on behalf of UST Permit #12430 located at 821 West Parker Road in Greenville, Greenville County, South Carolina. The Assessment activities were performed in response to the South Carolina Department of Health and Environmental Control's directive letter dated July 29, 2020. The report is distributed to owners of properties where assessment activities may have been performed and to those who expressed interest in the assessment findings.

If you have any questions regarding the above mentioned assessment report, please do not hesitate to contact us or the South Carolina Department of Health and Environmental Control (SCDHEC) at:

SCDHEC – Ms. Morgan Thomas, Project Manager
Phone: 803.898.2889
Email: thomasma@dhec.sc.gov

Sincerely,

Petra-Tech Environmental

Trever Z. Slack, P.G.
Principal Hydrogeologist

September 4, 2020

RTC REAL ESTATE II LLC
149 LAKE FOREST CIRCLE
EASLEY, SC 29642

Subject: **Report of Groundwater Sampling August 2020 – Abbreviated Copy**
Westside Quick Stop
821 West Parker Road
Greenville, Greenville County, South Carolina
SCDHEC UST Permit #12430
PTE Job No. J20-898-A

Dear property owner:

Please find enclosed a copy of the *Report of Groundwater Sampling August 2020* for your records. The report describes activities performed on behalf of UST Permit #12430 located at 821 West Parker Road in Greenville, Greenville County, South Carolina. The Assessment activities were performed in response to the South Carolina Department of Health and Environmental Control's directive letter dated July 29, 2020. The report is distributed to owners of properties where assessment activities may have been performed and to those who expressed interest in the assessment findings.

If you have any questions regarding the above mentioned assessment report, please do not hesitate to contact us or the South Carolina Department of Health and Environmental Control (SCDHEC) at:

SCDHEC – Ms. Morgan Thomas, Project Manager
Phone: 803.898.2889
Email: thomasma@dhec.sc.gov

Sincerely,

Petra-Tech Environmental

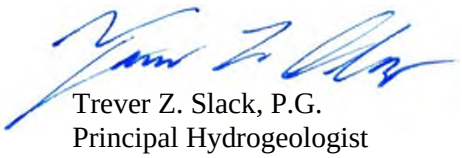

Trever Z. Slack, P.G.
Principal Hydrogeologist

petra-tech
ENVIRONMENTAL, LLC

September 4, 2020

MICHAEL POORE
149 LAKE FOREST CIRCLE
EASLEY, SC 29642

Subject: **Report of Groundwater Sampling August 2020 – Abbreviated Copy**
Westside Quick Stop
821 West Parker Road
Greenville, Greenville County, South Carolina
SCDHEC UST Permit #12430
PTE Job No. J20-898-A

Dear property owner:

Please find enclosed a copy of the *Report of Groundwater Sampling August 2020* for your records. The report describes activities performed on behalf of UST Permit #12430 located at 821 West Parker Road in Greenville, Greenville County, South Carolina. The Assessment activities were performed in response to the South Carolina Department of Health and Environmental Control's directive letter dated July 29, 2020. The report is distributed to owners of properties where assessment activities may have been performed and to those who expressed interest in the assessment findings.

If you have any questions regarding the above mentioned assessment report, please do not hesitate to contact us or the South Carolina Department of Health and Environmental Control (SCDHEC) at:

SCDHEC – Ms. Morgan Thomas, Project Manager
Phone: 803.898.2889
Email: thomasma@dhec.sc.gov

Sincerely,

Petra-Tech Environmental

Trever Z. Slack, P.G.
Principal Hydrogeologist

September 4, 2020

ANKUR PATEL
SHREE GAJVAKRA LLC
205 FAIRWAY DRIVE
LAURENS, SC 29360

Subject: **Report of Groundwater Sampling August 2020 – Abbreviated Copy**
Westside Quick Stop
821 West Parker Road
Greenville, Greenville County, South Carolina
SCDHEC UST Permit #12430
PTE Job No. J20-898-A

Dear property owner:

Please find enclosed a copy of the *Report of Groundwater Sampling August 2020* for your records. The report describes activities performed on behalf of UST Permit #12430 located at 821 West Parker Road in Greenville, Greenville County, South Carolina. The Assessment activities were performed in response to the South Carolina Department of Health and Environmental Control's directive letter dated July 29, 2020. The report is distributed to owners of properties where assessment activities may have been performed and to those who expressed interest in the assessment findings.

If you have any questions regarding the above mentioned assessment report, please do not hesitate to contact us or the South Carolina Department of Health and Environmental Control (SCDHEC) at:

SCDHEC – Ms. Morgan Thomas, Project Manager
Phone: 803.898.2889
Email: thomasma@dhec.sc.gov

Sincerely,

Petra-Tech Environmental

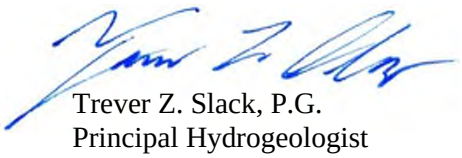

Trever Z. Slack, P.G.
Principal Hydrogeologist

WESTSIDE QUICK STOP – UST PERMIT #12430

APPENDIX E

Contractor Checklist

For each report submitted to the UST Management Division, the contractor will be required to verify that all data elements for the required scope of work have been provided. For items not required for the scope of work, the N/A box should be checked. For items required and not completed or provided, the No box should be checked and a thorough description of the reason must be provided.

Item #	Item	Yes	No	N/A
1	Is Facility Name, Permit #, and address provided?	✓		
2	Is UST Owner/Operator name, address, & phone number provided?	✓		
3	Is name, address, & phone number of current property owner provided?	✓		
4	Is the DHEC Certified UST Site Rehabilitation Contractor's Name, Address, telephone number, and certification number provided?	✓		
5	Is the name, address, telephone number, and certification number of the well driller that installed borings/monitoring wells provided?			✓
6	Is the name, address, telephone number, and certification number of the certified laboratory(ies) performing analytical analyses provided?	✓		
7	Has the facility history been summarized?	✓		
8	Has the regional geology and hydrogeology been described?			✓
9	Are the receptor survey results provided as required?			✓
10	Has current use of the site and adjacent land been described?			✓
11	Has the site-specific geology and hydrogeology been described?			✓
12	Has the primary soil type been described?			✓
13	Have field screening results been described?			✓
14	Has a description of the soil sample collection and preservation been detailed?			✓
15	Has the field screening methodology and procedure been detailed?			✓
16	Has the monitoring well installation and development dates been provided?			✓
17	Has the method of well development been detailed?			✓
18	Has justification been provided for the locations of the monitoring wells?			✓
19	Have the monitoring wells been labeled in accordance with the UST QAPP guidelines?	✓		
20	Has the groundwater sampling methodology been detailed?	✓		
21	Have the groundwater sampling dates and groundwater measurements been provided?	✓		
22	Has the purging methodology been detailed?	✓		
23	Has the volume of water purged from each well been provided along with measurements to verify that purging is complete?	✓		
24	If free-product is present, has the thickness been provided?	✓		
25	Does the report include a brief discussion of the assessment done and the results?	✓		
26	Does the report include a brief discussion of the aquifer evaluation and results?			✓
27	Does the report include a brief discussion of the fate & transport models used?			✓

Item #	Item	Yes	No	N/A
28	Are the site-conceptual model tables included? (Tier 1 Risk Evaluation)			✓
29	Have the exposure pathways been analyzed? (Tier 2 Risk Evaluation)			✓
30	Have the SSTLs for each compound and pathway been calculated? (Tier 2 Risk Evaluation)			✓
31	Have recommendations for further action been provided and explained?	✓		
32	Has the soil analytical data for the site been provided in tabular format? (Table 1)			✓
33	Has the potentiometric data for the site been provided in tabular format? (Table 2)	✓		
34	Has the current and historical laboratory data been provided in tabular format?	✓		
35	Have the aquifer characteristics been provided and summarized on the appropriate form?			✓
36	Have the Site conceptual model tables been included? (Tier 1 Risk Evaluation)			✓
37	Has the topographic map been provided with all required elements? (Figure 1)	✓		
38	Has the site base map been provided with all required elements? (Figure 2)	✓		
39	Have the CoC site maps been provided? (Figure 3 & Figure 4)			✓
40	Has the site potentiometric map been provided? (Figure 5)			✓
41	Have the geologic cross-sections been provided? (Figure 6)			✓
42	Have maps showing the predicted migration of the CoCs through time been provided? (Tier 2 Risk Evaluation)			✓
43	Has the site survey been provided and include all necessary elements? (Appendix A)			✓
44	Have the sampling logs, chain of custody forms, and the analytical data package been included with all required elements? (Appendix B)	✓		
45	Is the laboratory performing the analyses properly certified?	✓		
46	Has the tax map been included with all necessary elements? (Appendix C)			✓
47	Have the soil boring/field screening logs been provided? (Appendix D)			✓
48	Have the well completion logs, DHEC Form 2099, and DHEC Form 1903 been provided? (Appendix E)			✓
49	Have the aquifer evaluation forms, data, graphs, equations, etc. been provided? (Appendix F)			✓
50	Have the disposal manifests been provided? (Appendix G)	✓		
51	Has a copy of the local zoning regulations been provided? (Appendix H)			✓
52	Has all fate and transport modeling been provided? (Appendix I)			✓
53	Have copies of all access agreements obtained by the contractor been provided? (Appendix J)			✓
54	Has a copy of this form been attached to the final report and are explanations for any missing or incomplete data been provided?	✓		

Explanation for missing and incomplete information?

Project Verifier (signature) Mary K. Jones

(print name) Mary K. Jones

Date 09/04/2020

dhec
Healthy People. Healthy Communities.



WESTSIDE QUIK SHOP INC
821 W PARKER RD
GREENVILLE SC 29611

OCT 27 2020

SHREE GAJVAKRA LLC
205 FAIRWAY DR
LAURENS SC 29360

Re: **Aggressive Fluid and Vapor Recovery Notice to Proceed**
Westside Quick Stop, 821 W. Parker Rd., Greenville, SC
UST Permit #12430; Release 1 CA #62515; Release 2 CA #62516
Release #1 reported June 7, 2012
Release #2 reported October 23, 2012
Groundwater Monitoring Report received September 18, 2020
Greenville County

To Whom It May Concern:

The Underground Storage Tank Management Division (UST Division) of the South Carolina Department of Health and Environmental Control (DHEC) has reviewed the above referenced report which documents free-phase product (FPP) or Chemicals of Concern (CoC) in the subsurface as a result of the above referenced release.

In accordance with Section 280.64 of the South Carolina Underground Storage Tank Control Regulations R.61-92, an Aggressive Fluid and Vapor Recovery (AFVR) event may proceed immediately upon receipt of this letter as outlined in this directive and the current revision of the UST Quality Assurance Program Plan (QAPP). Two 96-hour events utilizing monitoring wells MW-24, RW-1 and RW-2 should be performed. The stingers shall be lowered at six inch intervals starting at the water table interface to a target depth of 30 feet in the wells. **Please be aware that the AFVR Procedures have been updated.** Please advance to the target depth(s) within the first eight (8) hours of the event. Thereafter, the stinger(s) should be adjusted to achieve the highest vapor recovery while maintaining dewatering of the smear zone. Off-gas treatment will be necessary. A copy of the current revision of the UST Division's QAPP is available at https://scdhec.gov/environment/land-waste/underground-storage-tanks/release-assessment-clean/quality-assurance.

As soon as the beginning date of the event has been scheduled, please contact the Project Manager listed below.

The AFVR Report should be submitted within 90 days from the date of this correspondence. Please note that all applicable South Carolina certification requirements apply to the services and report preparation. All site rehabilitation activities must be performed and submitted by a South Carolina Certified Underground Storage Tank Site Rehabilitation Contractor.

Your contractor can submit an invoice for direct payment from the State Underground Petroleum Environmental Response Bank (SUPERB) Account for pre-approved costs. By law, the SUPERB Account cannot compensate any costs that are not pre-approved. If the invoice is not submitted within 120 days from the date of this letter, monies allocated to pay this invoice will be uncommitted. This means that the invoice will not be processed for payment until all other committed funds are paid or monies become available.

Please note that all costs associated with this scope of work should be split evenly between both releases.

Please note that Sections 44-2-110(4) and 44-2-130 of the SUPERB Statute state that no costs will be allowed unless prior approval is obtained from the UST Management Division. If for any reason additional tasks will be completed, these additional tasks and the associated cost must be preapproved by DHEC for the cost to be paid. DHEC reserves the authority to pay only for work properly performed and/or technically justified and will only pay rates in accordance with established criteria. Further, DHEC reserves the right to question and/or reject costs if deemed unreasonable and the right to audit project records at any time during the project or after completion of work.

DHEC grants pre-approval for transportation of virgin petroleum impacted soil and groundwater from the referenced site to a permitted treatment facility. The transport and disposal must be conducted in accordance with the QAPP. If CoC concentrations, based on laboratory analysis, are below Risk Based Screening Levels, please contact the Project Manager for approval to dispose of soil and/or groundwater on site. The SUPERB Account will not reimburse for transportation or treatment of soil and/or groundwater with concentrations below RBSLs.

On all correspondence concerning this site, please reference UST Permit #12430. If there are any questions concerning this project, feel free to contact me by telephone at (803) 898-2889, by fax at (803) 898-0673, or by e-mail at thomasma@dhec.sc.gov.

Sincerely,

Morgan Thomas

Morgan Thomas, Hydrogeologist
Corrective Action & Quality Assurance Section
Underground Storage Tank Management Division
Bureau of Land and Waste Management

enc: Approved Cost Agreement

cc: Environmental Laboratories Inc., PO Box 1729, Travelers Rest, SC 29690 (w/enc)
Technical file (w/enc)

Approved Cost Agreement 62515

Facility: 12430 WESTSIDE QUICK STOP
THOMASMA
PO Number:

Task / Description Categories	Item Description	Qty / Pct	Unit Price	Amount
S REPORT PROJECT MANAGEMENT				
	S REPORT PREP & PROJ. MANAGEMENT	0.1200	$19,467.950	2,336.15
W AFVR				
	14 AFVR SITE RECONNAISSANCE	0.5000	$216.870	108.44
	16 AFVR EFFLUENT DISPOSAL	10,000.0000	$0.470	4,700.00
	17 AFVR MOB - DEMOB	1.0000	$417.730	417.73
	4 96 HOUR EVENT	1.0000	$13,409.520	13,409.52
	8 OFF GAS TREATMENT 96 HOUR	1.0000	$832.260	832.26
		Total Amount		21,804.10

Approved Cost Agreement 62516

Facility: 12430 WESTSIDE QUICK STOP
THOMASMA
PO Number:

Task / Description	Categories	Item	Description	Qty / Pct	Unit Price	Amount
S REPORT PROJECT MANAGEMENT						
		S	REPORT PREP & PROJ. MANAGEMENT	0.1200	$19,467.950	2,336.15
W AFVR						
		14	AFVR SITE RECONNAISSANCE	0.5000	$216.870	108.44
		16	AFVR EFFLUENT DISPOSAL	10,000.0000	$0.470	4,700.00
		17	AFVR MOB - DEMOB	1.0000	$417.730	417.73
		4	96 HOUR EVENT	1.0000	$13,409.520	13,409.52
		8	OFF GAS TREATMENT 96 HOUR	1.0000	$832.260	832.26
				Total Amount		21,804.10

Domenico Model

UST # 12430
Site Name: Westside Quick Stop
Modeler: Morgan Thomas
Date: 3/26/2020

Groundwater Flow Parameters

K	3000	ft/yr
dh/dx	0.0011	
θ	0.27	dec. %
v_x	12.22222222	ft/yr

Transport Parameters

x_{max}	124.8	ft
y_{max}	13.6	ft
z	0	ft
Source Width	56	ft
Source Thickness	30	ft
Plume Length	184	ft
α_x	10.49574	ft
α_y	1.049574	ft
α_z	1.00E-99	ft

Simulation Time

t_{sim} 31 yrs

Aquifer Characteristics

ρ_d	1.7	kg/L
f_{oc}	0.0002	

Source Area CoC Data

CoC	C_{source} (mg/L)	K_{oc} (L/kg)
Benzene	44.39	81
Toluene	26.54	133
Ethylbenzene	3.7	176
Xylenes	21.68	639
Naphthalene	6.7	1543
MtBE	173	11
EDB	1.9	28
1,2-DCA		17.5

Retarded Velocity (ft/yr)

CoC	R	v_R
Benzene	1.102	11.09
Toluene	1.167	10.47
Ethylbenzene	1.222	10.00
Xylenes	1.805	6.77
Naphthalene	2.943	4.15
MtBE	1.014	12.06
EDB	1.035	11.81
1,2-DCA	1.022	11.96

Simulation Points for Breakthrough Curves

x		ft
y		ft
z		ft

x	0	ft
y	0	ft
z	0	ft

$$C(x,y,z,t) = \left(\frac{C_0}{8}\right)\exp\left[\left(\frac{x}{2\alpha_x}\right)\left(1-\sqrt{1+\frac{4\lambda\alpha_x}{v}}\right)\right] erfc\left[\frac{x-vt\sqrt{1+\frac{4\lambda\alpha_x}{v}}}{2\sqrt{\alpha_x vt}}\right]\left\{erf\left[\frac{y+\frac{Y}{2}}{2\sqrt{\alpha_y x}}\right]-erf\left[\frac{y-\frac{Y}{2}}{2\sqrt{\alpha_y x}}\right]\right\}\left\{erf\left[\frac{z+Z}{2\sqrt{\alpha_z x}}\right]-erf\left[\frac{z-Z}{2\sqrt{\alpha_z x}}\right]\right\}$$

UST 52 DOCKETING

Benzene Calibration

Spatial Calibration Data

(centerline)

x	C_{obs} (mg/L)	C_{sim} (mg/L)
0	44.39	44.39
12.48	3.54	25.942
24.96		15.159
37.44		8.846
49.92		5.146
62.4		2.983
74.88		1.723
87.36	1.61	0.994
99.84		0.572
112.32		0.329
124.8	0.0028	0.189

Temporal Calibration Data

	0		0	
t (yrs)	C_{obs} (mg/L)	C_{sim} (mg/L)	C_{obs} (mg/L)	C_{sim} (mg/L)
0		44.39		44.39
3.1		44.390		44.390
6.2		44.390		44.390
9.3		44.390		44.390
12.4		44.390		44.390
15.5		44.390		44.390
18.6		44.390		44.390
21.7		44.390		44.390
24.8		44.390		44.390
27.9		44.390		44.390
31		44.390		44.390

Site ID 12430

Site Name Westside Quick Stop

Model Calibration Parameters

$t_{1/2}$	1	yrs	λ	0.693	yr^{-1}
v_x	12.22222	ft/yr			
R	1.102				
v_R	11.091	ft/yr	C_{source}	44.39	mg/L
L_p	184	ft			
α_x	10.49574	ft	t_{sim}	31	yrs
α_y	1.049574	ft			
α_z	1E-99	ft			

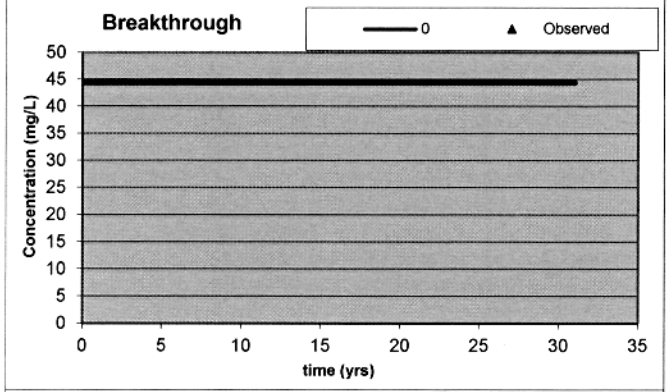

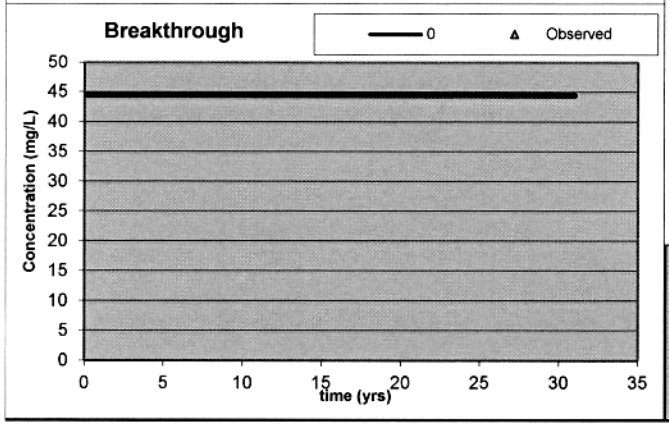

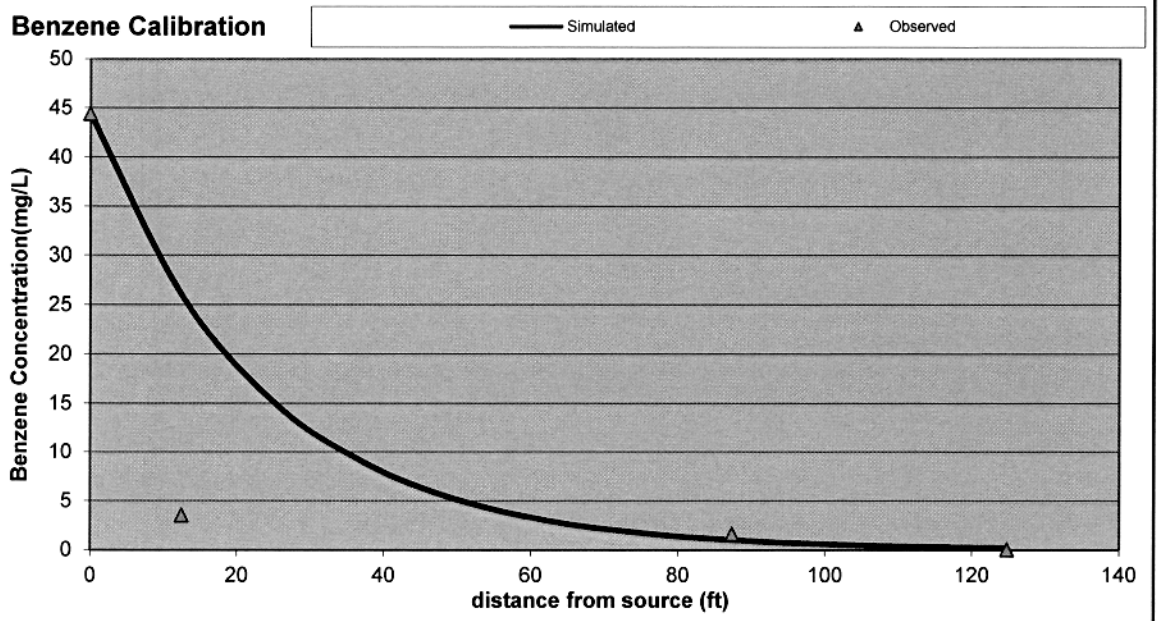

Source	12.48	24.96	37.44	49.92	62.4	74.88	87.36	99.84	112.32	124.8
13.6	25.8786102	14.8073153	8.39822075	4.76499394	2.71053929	1.5460212	0.883828	0.506193	0.29033	0.166711
6.8	25.9417458	15.1352079	8.78557987	5.07704592	2.92579314	1.683335	0.9676	0.555916	0.319324	0.183421
0	25.9421913	15.1593506	8.8462715	5.14583471	2.98251304	1.7233924	0.993591	0.571956	0.328919	0.189045
6.8	25.9417458	15.1352079	8.78557987	5.07704592	2.92579314	1.683335	0.9676	0.555916	0.319324	0.183421
13.6	25.8786102	14.8073153	8.39822075	4.76499394	2.71053929	1.5460212	0.883828	0.506193	0.29033	0.166711

Toluene Calibration

Spatial Calibration Data

(centerline)

x	C_{obs} (mg/L)	C_{sim} (mg/L)
0	26.54	26.54
12.48	0.779	11.731
24.96		5.185
37.44		2.289
49.92		1.007
62.4		0.441
74.88		0.193
87.36	0.0626	0.084
99.84		0.037
112.32		0.016
124.8	0.002	0.007

Temporal Calibration Data

	0		0	
t (yrs)	C_{obs} (mg/L)	C_{sim} (mg/L)	C_{obs} (mg/L)	C_{sim} (mg/L)
0		26.54		26.54
3.1		26.540		26.540
6.2		26.540		26.540
9.3		26.540		26.540
12.4		26.540		26.540
15.5		26.540		26.540
18.6		26.540		26.540
21.7		26.540		26.540
24.8		26.540		26.540
27.9		26.540		26.540
31		26.540		26.540

Site ID 12430

Site Name Westside Quick Stop

Model Calibration Parameters

$t_{1/2}$	0.6	yrs	λ	1.155	yr^{-1}
v_x	12.22222	ft/yr			
R	1.167				
v_R	10.469	ft/yr	C_{source}	26.54	mg/L
L_p	184	ft			
α_x	10.49574	ft	t_{sim}	31	yrs
α_y	1.049574	ft			
α_z	1E-99	ft			

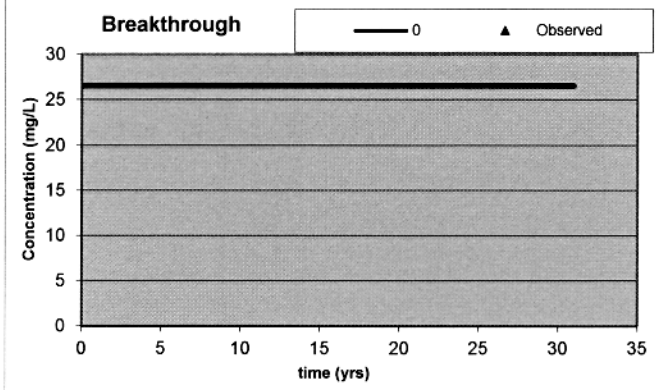

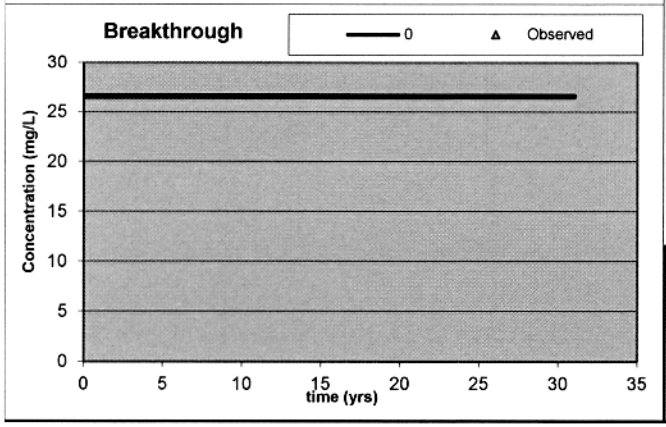

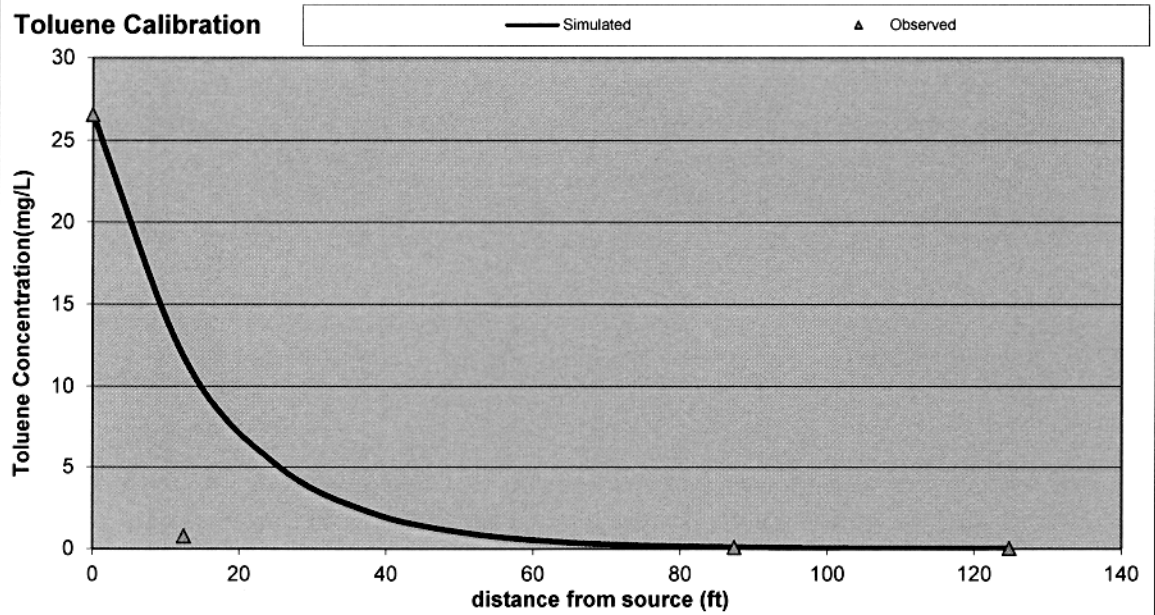

Source	12.48	24.96	37.44	49.92	62.4	74.88	87.36	99.84	112.32	124.8
13.6	11.7027371	5.06469798	2.17267737	0.93239736	0.40116692	0.1730675	0.074834	0.032417	0.014063	0.006108
6.8	11.7312881	5.17685044	2.27288983	0.9934586	0.43302506	0.188439	0.081927	0.035602	0.015468	0.00672
0	11.7314895	5.18510823	2.28859117	1.00691895	0.44141975	0.1929231	0.084128	0.036629	0.015932	0.006926
6.8	11.7312881	5.17685044	2.27288983	0.9934586	0.43302506	0.188439	0.081927	0.035602	0.015468	0.00672
13.6	11.7027371	5.06469798	2.17267737	0.93239736	0.40116692	0.1730675	0.074834	0.032417	0.014063	0.006108

Ethylbenzene Calibration

Spatial Calibration Data

(centerline)

x	C_{obs} (mg/L)	C_{sim} (mg/L)
0	3.7	3.7
12.48	0.23	2.232
24.96		1.346
37.44		0.811
49.92		0.487
62.4		0.291
74.88		0.174
87.36	0.209	0.103
99.84		0.061
112.32		0.036
124.8	0.0018	0.022

Temporal Calibration Data

		0		0
t (yrs)	C_{obs} (mg/L)	C_{sim} (mg/L)	C_{obs} (mg/L)	C_{sim} (mg/L)
0		3.7		3.7
3.1		3.700		3.700
6.2		3.700		3.700
9.3		3.700		3.700
12.4		3.700		3.700
15.5		3.700		3.700
18.6		3.700		3.700
21.7		3.700		3.700
24.8		3.700		3.700
27.9		3.700		3.700
31		3.700		3.700

Site ID 12430

Site Name Westside Quick Stop

Model Calibration Parameters

$t_{1/2}$	1.2	yrs	λ	0.5775	yr^{-1}
v_x	12.22222	ft/yr			
R	1.222				
v_R	10.005	ft/yr	C_{source}	3.7	mg/L
L_p	184	ft			
α_x	10.49574	ft	t_{sim}	31	yrs
α_y	1.049574	ft			
α_z	1E-99	ft			

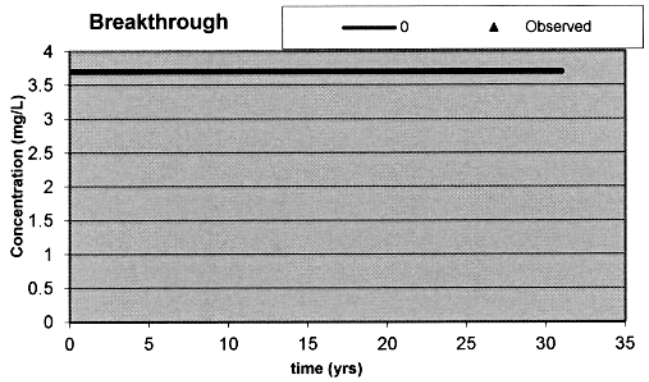

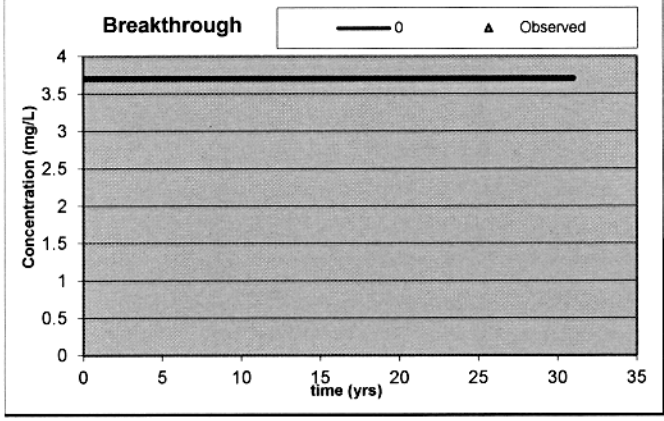

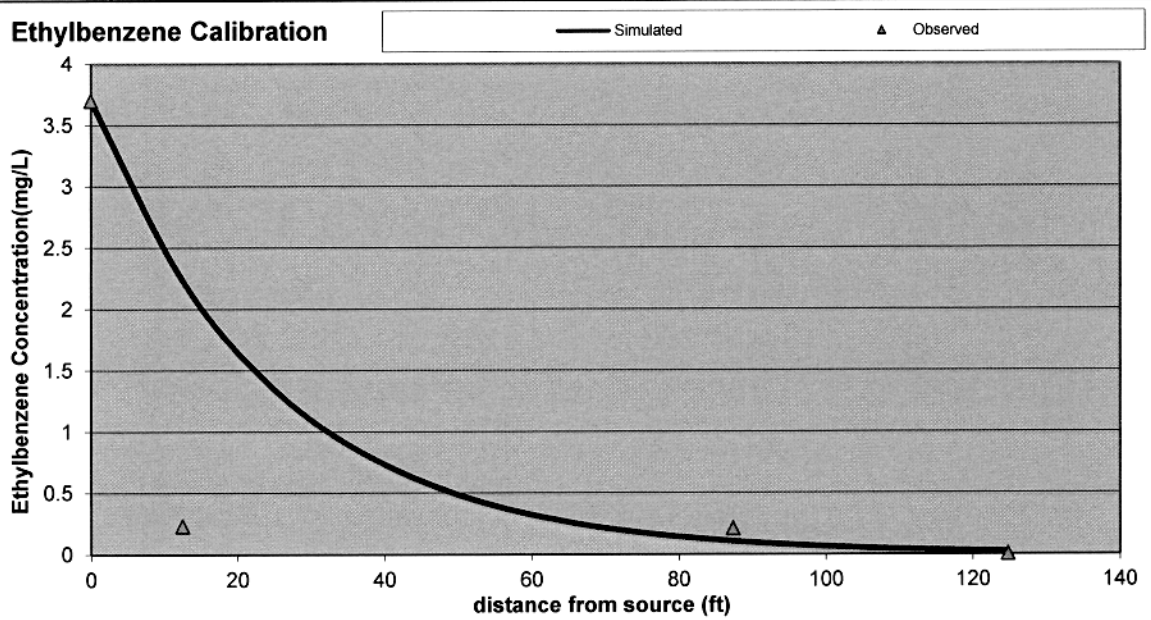

Source	12.48	24.96	37.44	49.92	62.4	74.88	87.36	99.84	112.32	124.8
13.6	2.22642229	1.31490063	0.76975746	0.4507949	0.26468075	0.1558232	0.091946	0.054354	0.032178	0.019071
6.8	2.23185406	1.34401773	0.80526172	0.48031675	0.28570002	0.169663	0.100661	0.059693	0.035391	0.020983
0	2.23189239	1.34616163	0.81082454	0.48682455	0.29123865	0.1737004	0.103365	0.061416	0.036455	0.021626
6.8	2.23185406	1.34401773	0.80526172	0.48031675	0.28570002	0.169663	0.100661	0.059693	0.035391	0.020983
13.6	2.22642229	1.31490063	0.76975746	0.4507949	0.26468075	0.1558232	0.091946	0.054354	0.032178	0.019071

Xylenes Calibration

Spatial Calibration Data

(centerline)

x	C_{obs} (mg/L)	C_{sim} (mg/L)
0	21.68	21.68
12.48	2.07	11.008
24.96		5.588
37.44		2.833
49.92		1.432
62.4		0.721
74.88		0.362
87.36	0.372	0.181
99.84		0.091
112.32		0.045
124.8	0.005	0.023

Temporal Calibration Data

	0		0	
t (yrs)	C_{obs} (mg/L)	C_{sim} (mg/L)	C_{obs} (mg/L)	C_{sim} (mg/L)
0		21.68		21.68
3.1		21.680		21.680
6.2		21.680		21.680
9.3		21.680		21.680
12.4		21.680		21.680
15.5		21.680		21.680
18.6		21.680		21.680
21.7		21.680		21.680
24.8		21.680		21.680
27.9		21.680		21.680
31		21.680		21.680

Site ID 12430

Site Name Westside Quick Stop

Model Calibration Parameters

$t_{1/2}$	1.2	yrs	λ	0.5775	yr^{-1}
v_x	12.22222	ft/yr			
R	1.805				
v_R	6.773	ft/yr	C_{source}	21.68	mg/L
L_p	184	ft			
α_x	10.49574	ft	t_{sim}	31	yrs
α_y	1.049574	ft			
α_z	1E-99	ft			

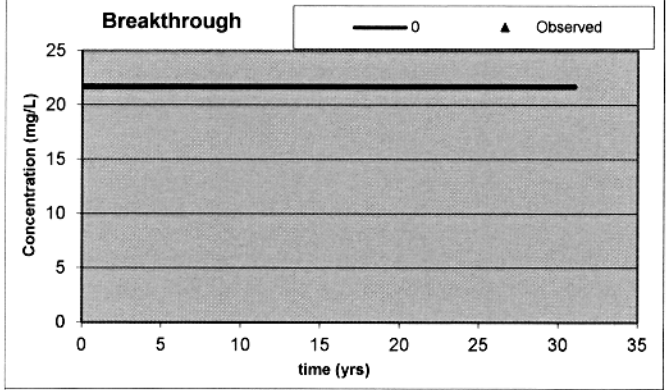

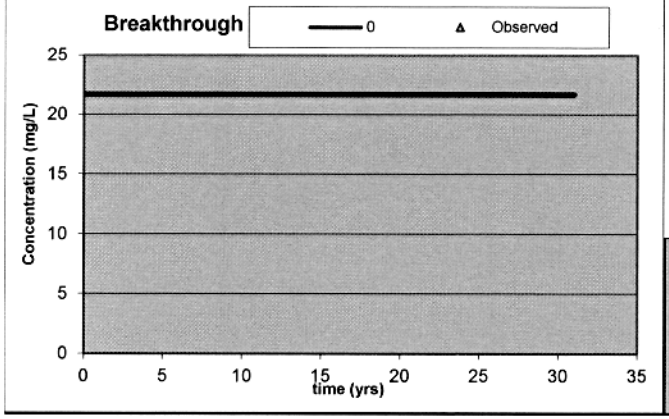

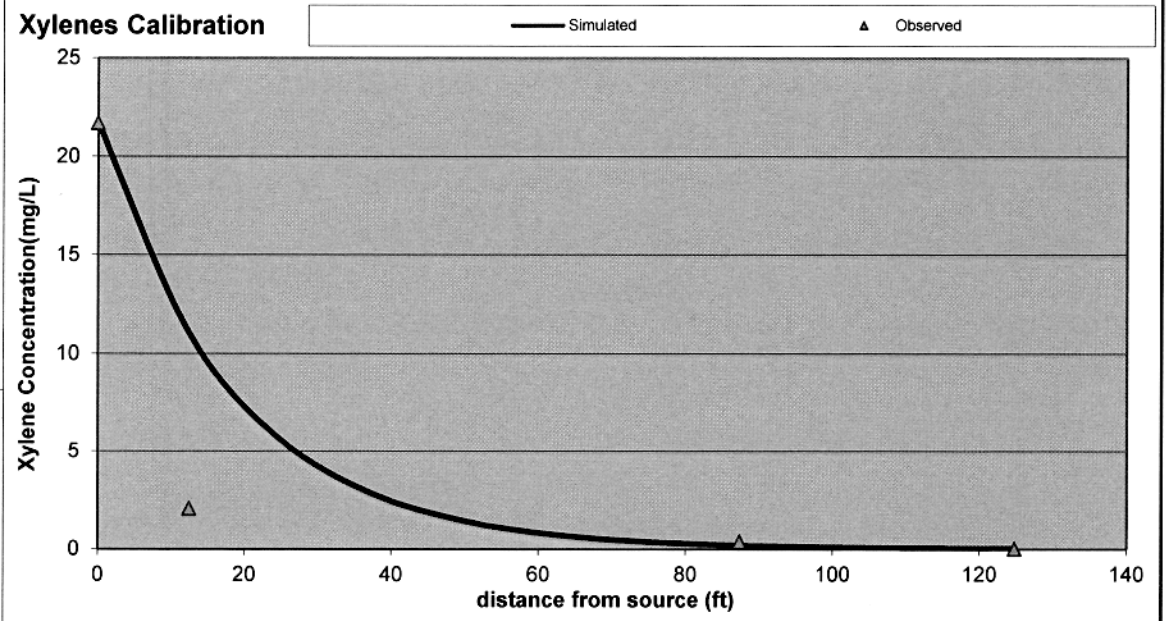

Source	12.48	24.96	37.44	49.92	62.4	74.88	87.36	99.84	112.32	124.8
13.6	10.9806291	5.4585179	2.68966282	1.32582147	0.65522512	0.3246852	0.16126	0.080239	0.039983	0.019946
6.8	11.0074184	5.5793911	2.8137207	1.41264744	0.70725895	0.3535229	0.176545	0.088121	0.043976	0.021945
0	11.0076074	5.58829099	2.83315815	1.43178737	0.72096999	0.3619355	0.181287	0.090664	0.045297	0.022618
6.8	11.0074184	5.5793911	2.8137207	1.41264744	0.70725895	0.3535229	0.176545	0.088121	0.043976	0.021945
13.6	10.9806291	5.4585179	2.68966282	1.32582147	0.65522512	0.3246852	0.16126	0.080239	0.039983	0.019946

MtBE Calibration

Spatial Calibration Data

(centerline)

x	C_{obs} (mg/L)	C_{sim} (mg/L)
0	173	173
12.48	0.56	104.523
24.96		63.144
37.44		38.094
49.92		22.908
62.4		13.727
74.88		8.200
87.36		4.887
99.84		2.909
112.32		1.729
124.8	0.0057	1.027

Temporal Calibration Data

		0		0
t (yrs)	C_{obs} (mg/L)	C_{sim} (mg/L)	C_{obs} (mg/L)	C_{sim} (mg/L)
0		173		173
3.1		173.000		173.000
6.2		173.000		173.000
9.3		173.000		173.000
12.4		173.000		173.000
15.5		173.000		173.000
18.6		173.000		173.000
21.7		173.000		173.000
24.8		173.000		173.000
27.9		173.000		173.000
31		173.000		173.000

Site ID 12430

Site Name Westside Quick Stop

Model Calibration Parameters

$t_{1/2}$	1	yrs	λ	0.693	yr^{-1}
v_x	12.22222	ft/yr			
R	1.014				
v_R	12.055	ft/yr	C_{source}	173	mg/L
L_p	184	ft			
α_x	10.49574	ft	t_{sim}	31	yrs
α_y	1.049574	ft			
α_z	1E-99	ft			

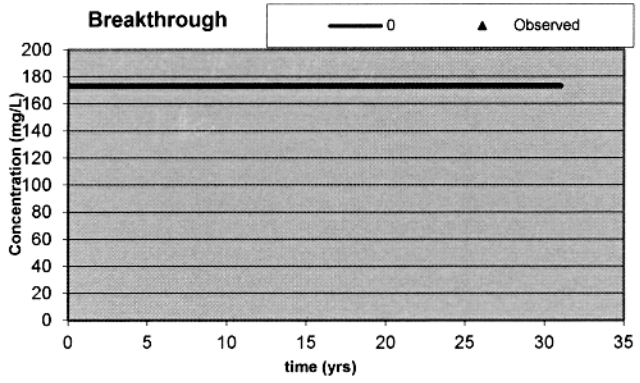

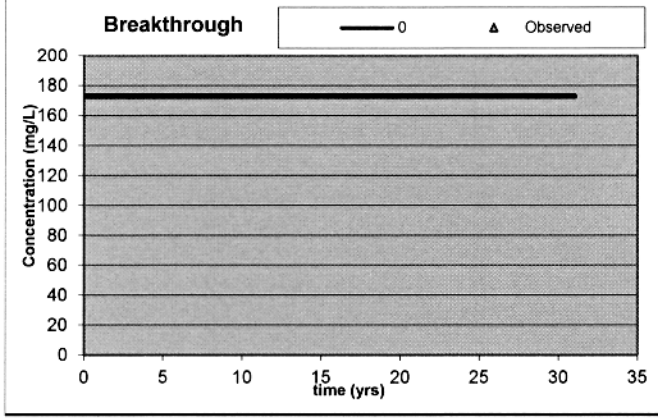

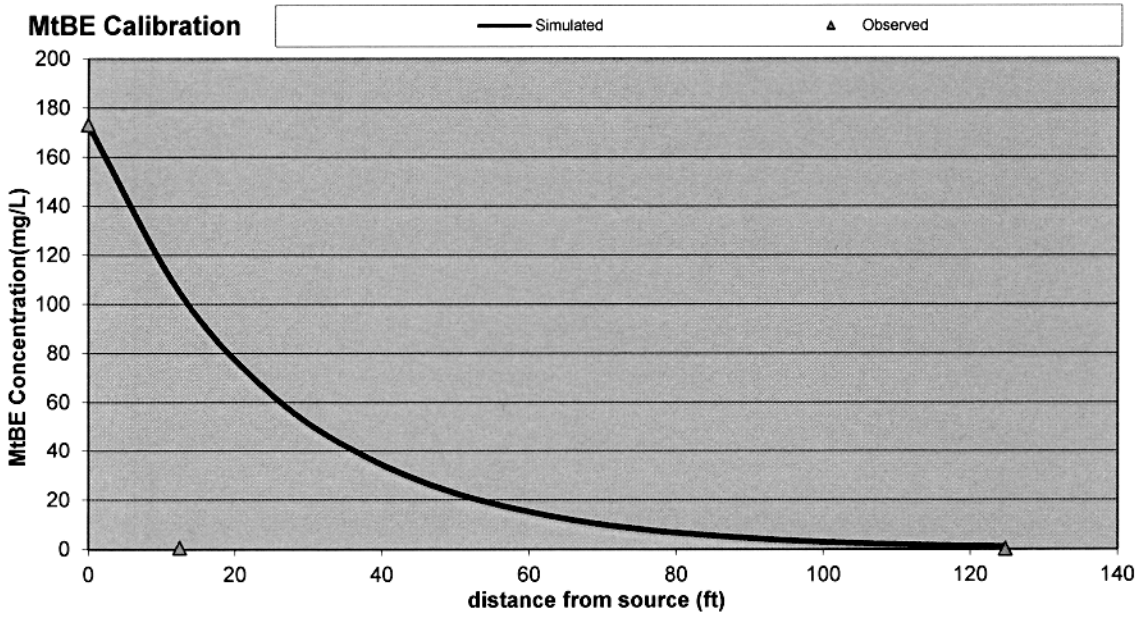

Source	12.48	24.96	37.44	49.92	62.4	74.88	87.36	99.84	112.32	124.8
13.6	104.266672	61.6771782	36.1642167	21.2127872	12.4748317	7.3559378	4.347445	2.574101	1.526317	0.90607
6.8	104.52105	63.0429551	37.8322533	22.6019794	13.4655038	8.009274	4.759509	2.826954	1.678749	0.996885
0	104.522845	63.1435172	38.0936021	22.9082132	13.7265483	8.1998662	4.887355	2.908522	1.72919	1.027454
6.8	104.52105	63.0429551	37.8322533	22.6019794	13.4655038	8.009274	4.759509	2.826954	1.678749	0.996885
13.6	104.266672	61.6771782	36.1642167	21.2127872	12.4748317	7.3559378	4.347445	2.574101	1.526317	0.90607

Naphthalene Calibration

Spatial Calibration Data

(centerline)

x	C_{obs} (mg/L)	C_{sim} (mg/L)
0	6.7	6.7
12.48	0.288	4.099
24.96		2.508
37.44		1.532
49.92		0.933
62.4		0.566
74.88		0.342
87.36	0.0266	0.206
99.84		0.124
112.32		0.074
124.8	0.0667	0.044

Temporal Calibration Data

	0		0	
t (yrs)	C_{obs} (mg/L)	C_{sim} (mg/L)	C_{obs} (mg/L)	C_{sim} (mg/L)
0		6.7		6.7
3.1		6.700		6.700
6.2		6.700		6.700
9.3		6.700		6.700
12.4		6.700		6.700
15.5		6.700		6.700
18.6		6.700		6.700
21.7		6.700		6.700
24.8		6.700		6.700
27.9		6.700		6.700
31		6.700		6.700

Site ID 12430

Site Name Westside Quick Stop

Model Calibration Parameters

$t_{1/2}$	3	yrs	λ	0.231	yr^{-1}
v_x	12.22222	ft/yr			
R	2.943				
v_R	4.153	ft/yr	C_{source}	6.7	mg/L
L_p	184	ft			
α_x	10.49574	ft	t_{sim}	31	yrs
α_y	1.049574	ft			
α_z	1E-99	ft			

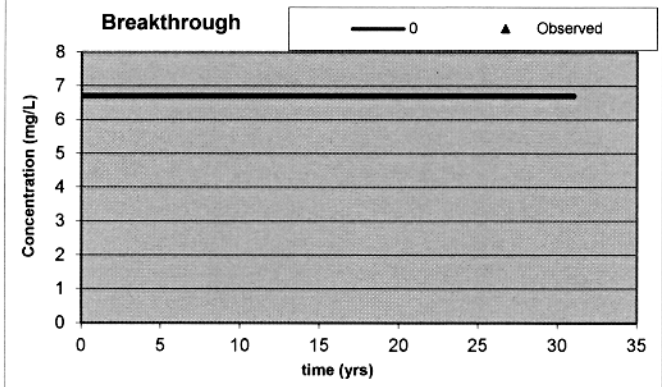

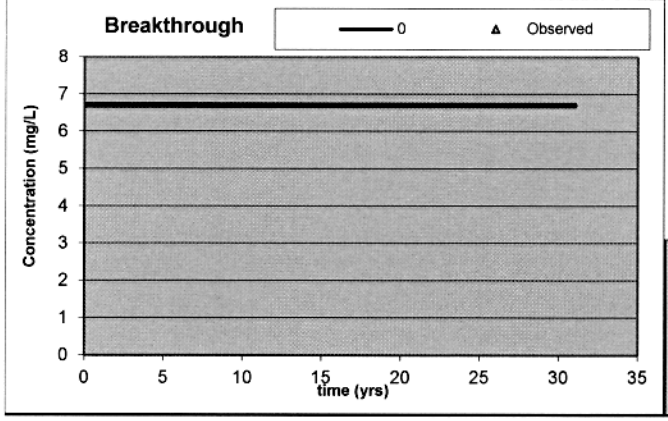

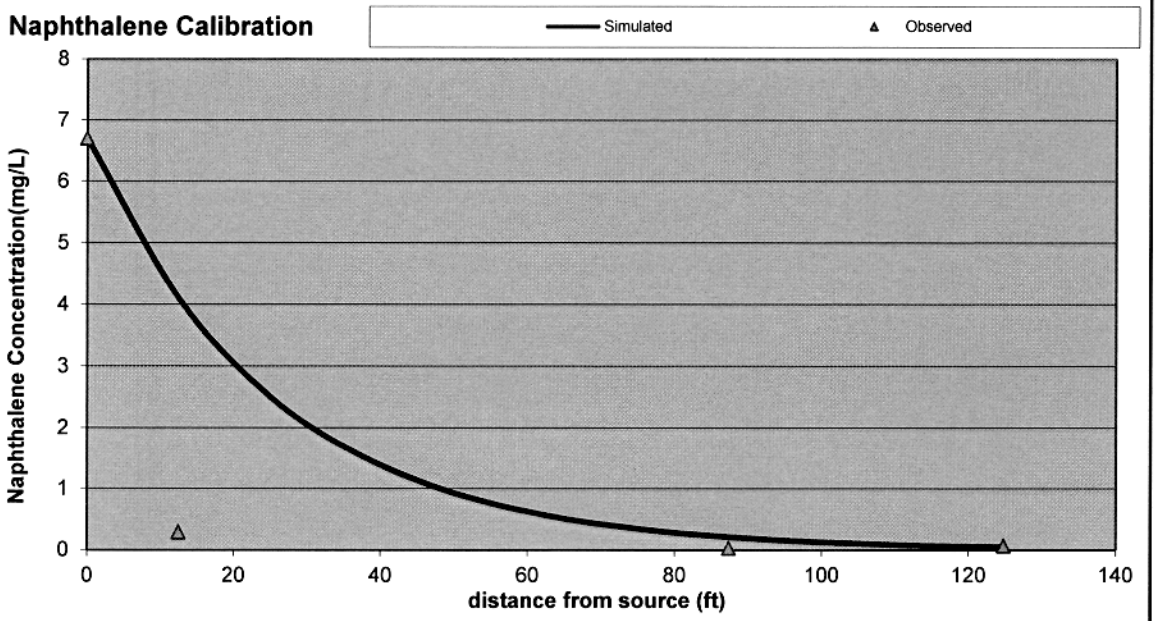

Source	12.48	24.96	37.44	49.92	62.4	74.88	87.36	99.84	112.32	124.8
13.6	4.08944389	2.44979542	1.45465101	0.86401812	0.514446	0.3070328	0.183547	0.109797	0.065638	0.039149
6.8	4.09942084	2.50404359	1.52174526	0.92060131	0.55530004	0.3343027	0.200944	0.120582	0.072193	0.043073
0	4.09949123	2.50803788	1.53225762	0.93307452	0.56606518	0.3422579	0.206342	0.124062	0.074363	0.044394
6.8	4.09942084	2.50404359	1.52174526	0.92060131	0.55530004	0.3343027	0.200944	0.120582	0.072193	0.043073
13.6	4.08944389	2.44979542	1.45465101	0.86401812	0.514446	0.3070328	0.183547	0.109797	0.065638	0.039149

EDB Calibration

Spatial Calibration Data

(centerline)

x	C_{obs} (mg/L)	C_{sim} (mg/L)
0	1.9	1.90000
12.48		0.80959
24.96		0.34493
37.44		0.14675
49.92		0.06224
62.4		0.02630
74.88		0.01108
87.36		0.00466
99.84		0.00195
112.32		0.00082
124.8	0.00012	0.00034

Temporal Calibration Data

	0		0	
t (yrs)	C_{obs} (mg/L)	C_{sim} (mg/L)	C_{obs} (mg/L)	C_{sim} (mg/L)
0		1.90000		1.90000
3.1		1.90000		1.90000
6.2		1.90000		1.90000
9.3		1.90000		1.90000
12.4		1.90000		1.90000
15.5		1.90000		1.90000
18.6		1.90000		1.90000
21.7		1.90000		1.90000
24.8		1.90000		1.90000
27.9		1.90000		1.90000
31		1.90000		1.90000

Site ID 12430

Site Name Westside Quick Stop

Model Calibration Parameters

$t_{1/2}$	0.5	yrs	λ	1.386	yr^{-1}
v_x	12.22222	ft/yr			
R	1.035				
v_R	11.806	ft/yr	C_{source}	1.9	mg/L
L_p	184	ft			
α_x	10.49574	ft	t_{sim}	31	yrs
α_y	1.049574	ft			
α_z	1E-99	ft			

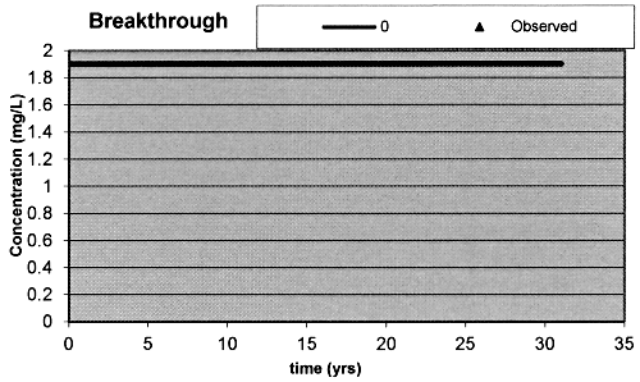

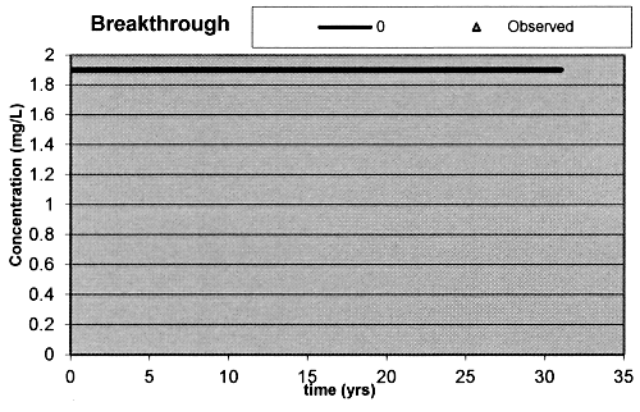

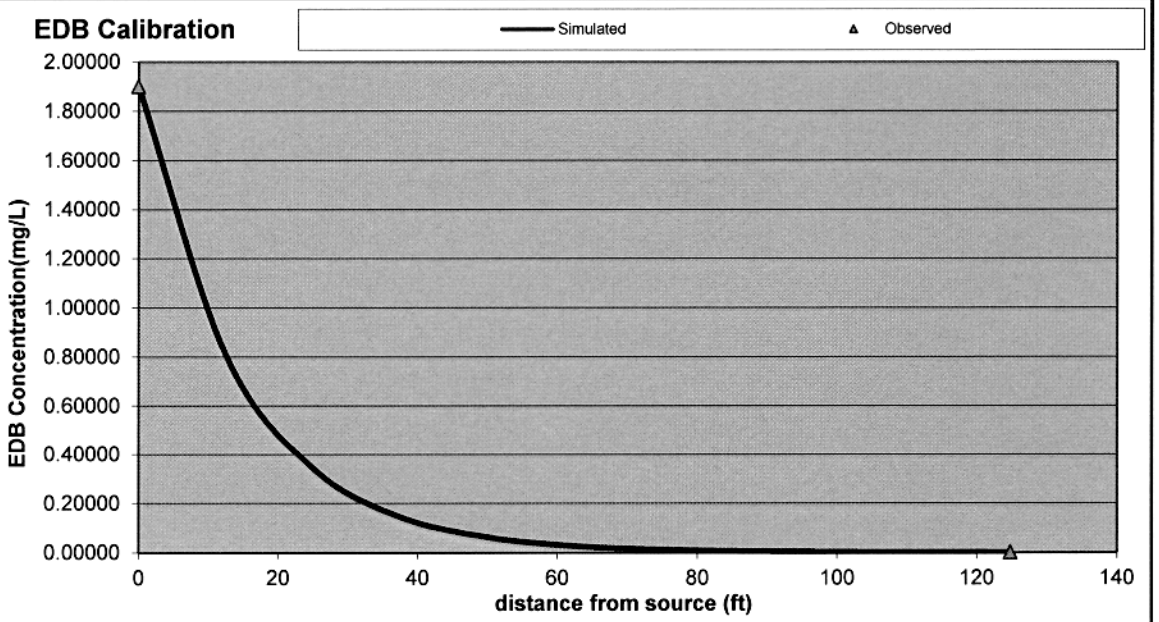

Source	12.48	24.96	37.44	49.92	62.4	74.88	87.36	99.84	112.32	124.8
13.6	0.80760186	0.33691519	0.13932192	0.05763449	0.02390362	0.0099406	0.004143	0.00173	0.000724	0.000303
6.8	0.80957215	0.34437582	0.145748	0.06140888	0.02580189	0.0108235	0.004536	0.0019	0.000796	0.000333
0	0.80958605	0.34492515	0.14675484	0.06224091	0.02630209	0.011081	0.004658	0.001955	0.00082	0.000343
6.8	0.80957215	0.34437582	0.145748	0.06140888	0.02580189	0.0108235	0.004536	0.0019	0.000796	0.000333
13.6	0.80760186	0.33691519	0.13932192	0.05763449	0.02390362	0.0099406	0.004143	0.00173	0.000724	0.000303

SSTLs t 1000 yrs

UST Permit # 12430
Site Name: Westside Quick Stop

SSTLs in mg/L			RBSLs (mg/L):	0.005	1.000	0.700	10.000	0.040	0.025	0.00005	
MW #	x (ft)	y (ft)	z (ft)	Benzene SSTL	Toluene SSTL	Ethylbenzene SSTL	Xylenes SSTL	MtBE SSTL	Naphthalene SSTL	EDB SSTL	
MW-1	900	0	0	>99999	>99999	>99999	>99999	>99999	>99999	>99999	
MW-2	900	0	0	>99999	>99999	>99999	>99999	>99999	>99999	>99999	
MW-4	900	0	0	>99999	>99999	>99999	>99999	>99999	>99999	>99999	
MW-12	900	0	0	>99999	>99999	>99999	>99999	>99999	>99999	>99999	
MW-14	900	0	0	>99999	>99999	>99999	>99999	>99999	>99999	>99999	
MW-20	900	0	0	>99999	>99999	>99999	>99999	>99999	>99999	>99999	
MW-21	900	0	0	>99999	>99999	>99999	>99999	>99999	>99999	>99999	
MW-23	900	0	0	>99999	>99999	>99999	>99999	>99999	>99999	>99999	
MW-24	900	0	0	>99999	>99999	>99999	>99999	>99999	>99999	>99999	
MW-25	900	0	0	>99999	>99999	>99999	>99999	>99999	>99999	>99999	
MW-26	900	0	0	>99999	>99999	>99999	>99999	>99999	>99999	>99999	
MW-X	900	0	0	>99999	>99999	>99999	>99999	>99999	>99999	>99999	
MW-XR	900	0	0	>99999	>99999	>99999	>99999	>99999	>99999	>99999	
RW-1	900	0	0	>99999	>99999	>99999	>99999	>99999	>99999	>99999	
RW-2	900	0	0	>99999	>99999	>99999	>99999	>99999	>99999	>99999	
RW-3	900	0	0	>99999	>99999	>99999	>99999	>99999	>99999	>99999	
			λ (yr^{-1}):	0.693	1.155	0.578	0.578	0.693	0.231	1.386	
			R:	1.102	1.167	1.222	1.805	1.014	2.943	1.035	
			Pure Substance Solubility:	1750	526	169	175	5110	31	4321	
			Effective Solubility:	44.39	26.54	3.7	21.68	173	6.7	1.9	

Domenico Model (Oxygenates)

UST # 12430
Site Name: Westside Quick Stop
Modeler: Morgan Thomas
Date: 3/26/2020

Groundwater Flow Parameters

K	3000	ft/yr
dh/dx	0.0011	
θ	0.27	dec. %
v_x	12.22222222	ft/yr

Transport Parameters

x_{max}	116	ft
y_{max}	13.6	ft
z	0	ft
Source Width	56	ft
Source Thickness	30	ft
Plume Length	184	ft
α_x	10.49574	ft
α_y	1.049574	ft
α_z	1.00E-99	ft

Simulation Time

t_{sim} 31 yrs

Aquifer Characteristics

ρ_d	1.7	kg/L
f_{oc}	0.0002	

Source Area CoC Data

CoC	C_{source} (mg/L)	K_{oc} (L/kg)
tBA		1
tAA	5.59	1
DIPE	0.585	1.5
tAME		1.5
EtBE		1.5
Ethanol		0.5

Retarded Velocity (ft/yr)

CoC	R	v_R
tBA	1.001	12.21
tAA	1.001	12.21
DIPE	1.002	12.20
tAME	1.002	12.20
EtBE	1.002	12.20
Ethanol	1.001	12.21

Simulation Points for Breakthrough Curves

x		ft
y		ft
z		ft

x		ft
y		ft
z		ft

$$C(x,y,z,t) = \left(\frac{C_0}{8}\right)\exp\left[\left(\frac{x}{2\alpha_x}\right)\left(1-\sqrt{1+\frac{4\lambda\alpha_x}{v}}\right)\right] erfc\left[\frac{x - vt\sqrt{1+\frac{4\lambda\alpha_x}{v}}}{2\sqrt{\alpha_x vt}}\right]\left\{erf\left[\frac{y+\frac{Y}{2}}{2\sqrt{\alpha_y x}}\right] - erf\left[\frac{y-\frac{Y}{2}}{2\sqrt{\alpha_y x}}\right]\right\}\left\{erf\left[\frac{z+Z}{2\sqrt{\alpha_z x}}\right] - erf\left[\frac{z-Z}{2\sqrt{\alpha_z x}}\right]\right\}$$

tAA Calibration

Spatial Calibration Data

(centerline)

x	C_{obs} (mg/L)	C_{sim} (mg/L)
0	5.59	5.59
11.6		3.634
23.2		2.362
34.8		1.534
46.4		0.993
58		0.641
69.6		0.413
81.2		0.265
92.8		0.170
104.4		0.109
116	0.0728	0.070

Temporal Calibration Data

	0		0	
t (yrs)	C_{obs} (mg/L)	C_{sim} (mg/L)	C_{obs} (mg/L)	C_{sim} (mg/L)
0		5.59		5.59
3.1		5.590		5.590
6.2		5.590		5.590
9.3		5.590		5.590
12.4		5.590		5.590
15.5		5.590		5.590
18.6		5.590		5.590
21.7		5.590		5.590
24.8		5.590		5.590
27.9		5.590		5.590
31		5.590		5.590

Site ID 12430

Site Name Westside Quick Stop

Model Calibration Parameters

$t_{1/2}$	1.1	yrs	λ	0.63	yr^{-1}
v_x	12.22222	ft/yr			
R	1.001				
v_R	12.207	ft/yr	C_{source}	5.59	mg/L
L_p	184	ft			
α_x	10.49574	ft	t_{sim}	31	yrs
α_y	1.049574	ft			
α_z	1E-99	ft			

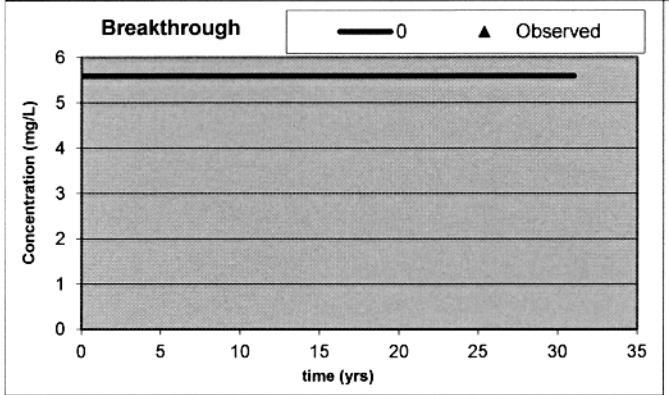

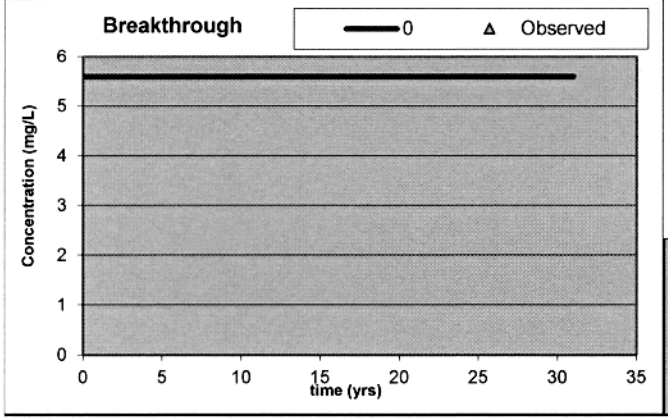

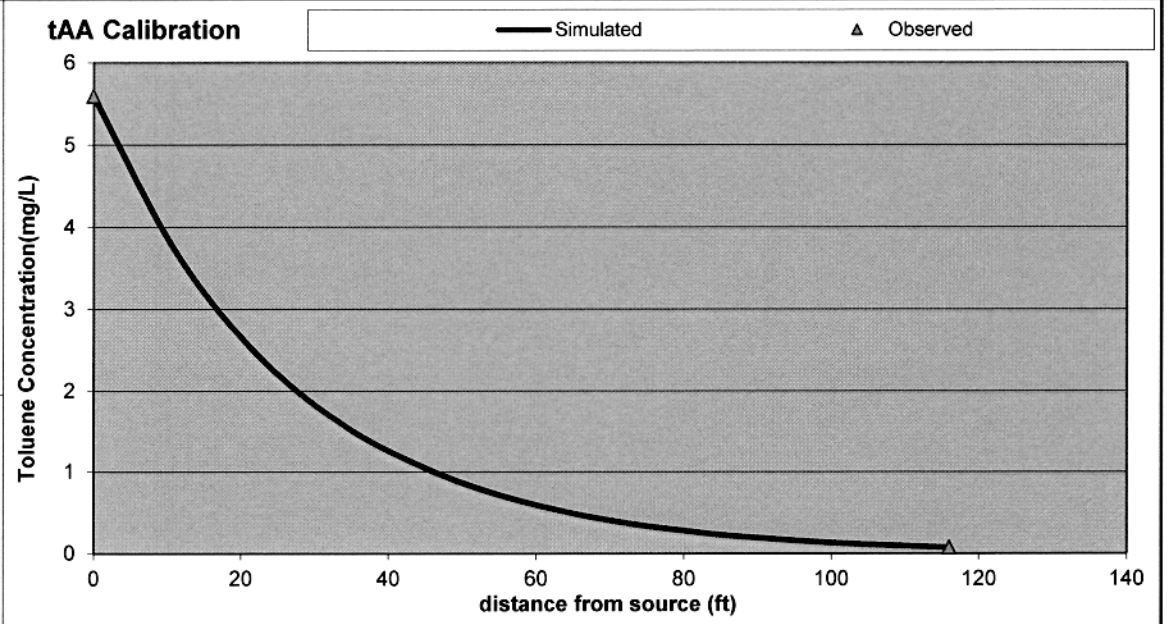

Source	11.6	23.2	34.8	46.4	58	69.6	81.2	92.8	104.4	116
13.6	3.62712578	2.31566785	1.46454362	0.92574535	0.5863419	0.3722585	0.236847	0.15096	0.096355	0.061572
6.8	3.63349069	2.35898971	1.52507313	0.98184496	0.63036289	0.4040192	0.258686	0.165534	0.105894	0.067735
0	3.6335222	2.36166191	1.53356572	0.9933318	0.64138262	0.412951	0.265282	0.170144	0.109004	0.069786
6.8	3.63349069	2.35898971	1.52507313	0.98184496	0.63036289	0.4040192	0.258686	0.165534	0.105894	0.067735
13.6	3.62712578	2.31566785	1.46454362	0.92574535	0.5863419	0.3722585	0.236847	0.15096	0.096355	0.061572

DIPE Calibration

Spatial Calibration Data (centerline)

x	C_{obs} (mg/L)	C_{sim} (mg/L)
0	0.585	0.585
11.6		0.485
23.2		0.402
34.8		0.333
46.4		0.275
58		0.226
69.6		0.186
81.2	0.264	0.152
92.8		0.124
104.4		0.102
116	0.0045	0.083

Temporal Calibration Data

	0		0	
t (yrs)	C_{obs} (mg/L)	C_{sim} (mg/L)	C_{obs} (mg/L)	C_{sim} (mg/L)
0		0.585		0.585
3.1		0.585		0.585
6.2		0.585		0.585
9.3		0.585		0.585
12.4		0.585		0.585
15.5		0.585		0.585
18.6		0.585		0.585
21.7		0.585		0.585
24.8		0.585		0.585
27.9		0.585		0.585
31		0.585		0.585

Site ID 12430

Site Name Westside Quick Stop

Model Calibration Parameters

$t_{1/2}$	3	yrs	λ	0.231	yr^{-1}
v_x	12.22222	ft/yr			
R	1.002				
v_R	12.199	ft/yr	C_{source}	0.585	mg/L
L_p	184	ft			
α_x	10.49574	ft	t_{sim}	31	yrs
α_y	1.049574	ft			
α_z	1E-99	ft			

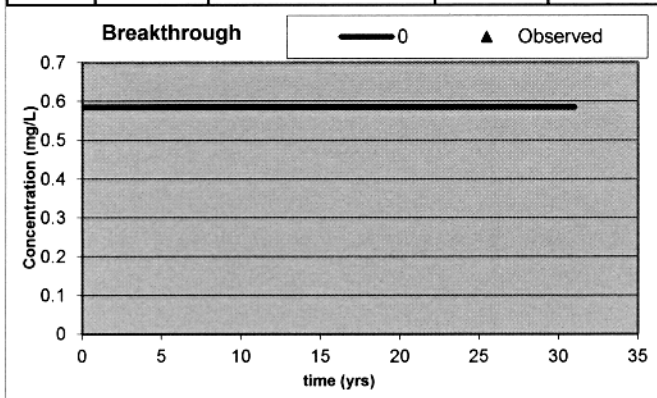

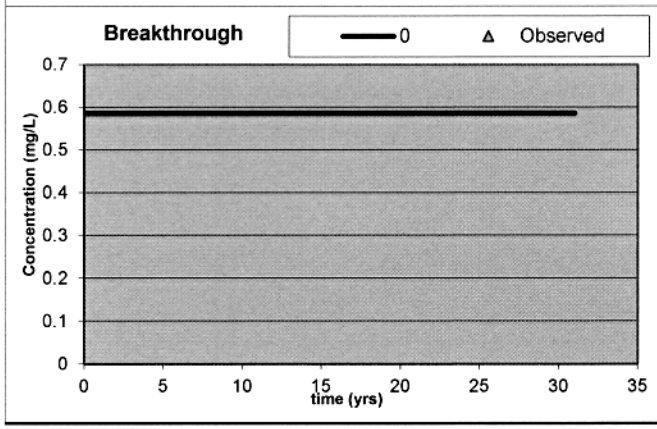

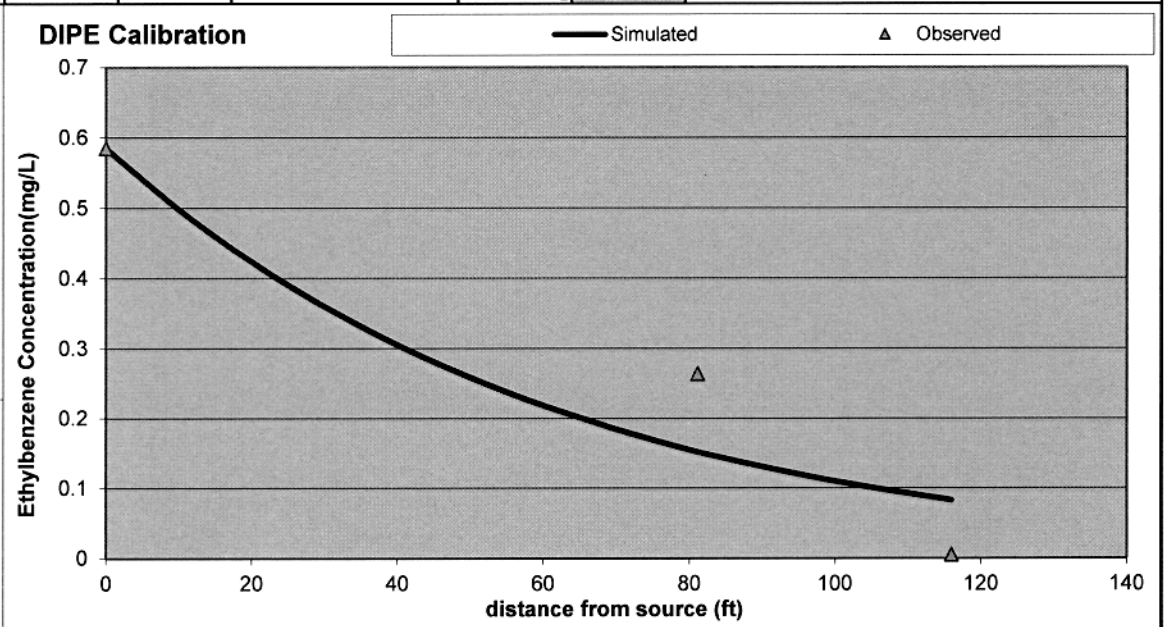

Source	11.6	23.2	34.8	46.4	58	69.6	81.2	92.8	104.4	116
13.6	0.48400374	0.39400744	0.31774045	0.25609657	0.20682601	0.1674329	0.135833	0.110393	0.089845	0.073206
6.8	0.48485308	0.40137859	0.33087264	0.27161587	0.22235396	0.1817181	0.148358	0.121051	0.09874	0.080533
0	0.48485728	0.40183326	0.33271516	0.27479357	0.22624105	0.1857354	0.152141	0.124422	0.10164	0.082971
6.8	0.48485308	0.40137859	0.33087264	0.27161587	0.22235396	0.1817181	0.148358	0.121051	0.09874	0.080533
13.6	0.48400374	0.39400744	0.31774045	0.25609657	0.20682601	0.1674329	0.135833	0.110393	0.089845	0.073206

SSTLs t 1000 yrs

UST Permit # 12430
Site Name: Westside Qui

SSTLs in mg/L		RBSLs (mg/L):			0.240	0.150			
MW #	x (ft)	y (ft)	z (ft)		tAA SSTL	DIPE SSTL			
MW-1	900				>99999	>99999			
MW-2	900				>99999	>99999			
MW-4	900				>99999	>99999			
MW-12	900				>99999	>99999			
MW-14	900				>99999	>99999			
MW-20	900				>99999	>99999			
MW-21	900				>99999	>99999			
MW-23	900				>99999	>99999			
MW-24	900				>99999	>99999			
MW-25	900				>99999	>99999			
MW-26	900				>99999	>99999			
MW-X	900				>99999	>99999			
MW-XR	900				>99999	>99999			
RW-1	900				>99999	>99999			
RW-2	900				>99999	>99999			
RW-3	900				>99999	>99999			

Domenico Model

UST # 12430
Site Name: Westside Quick Stop
Modeler: Morgan Thomas
Date: 3/26/2020

Groundwater Flow Parameters

K	1000	ft/yr
dh/dx	0.0011	
θ	0.27	dec. %
v_x	4.074074074	ft/yr

Transport Parameters

x_{max}	33.6	ft
y_{max}	10	ft
z	0	ft
Source Width	56	ft
Source Thickness	30	ft
Plume Length	184.8	ft
α_x	10.52305	ft
α_y	1.052305	ft
α_z	1.00E-99	ft

Simulation Time

t_{sim} 31 yrs

Aquifer Characteristics

ρ_d	1.7	kg/L
f_{oc}	0.0002	

Source Area CoC Data

CoC	C_{source} (mg/L)	K_{oc} (L/kg)
Benzene	4.84	81
Toluene	0.0675	133
Ethylbenzene	0.0685	176
Xylenes	0.125	639
Naphthalene	0.125	1543
MtBE	0.291	11
EDB	0.000082	28
1,2-DCA		17.5

Retarded Velocity (ft/yr)

CoC	R	v_R
Benzene	1.102	3.70
Toluene	1.167	3.49
Ethylbenzene	1.222	3.33
Xylenes	1.805	2.26
Naphthalene	2.943	1.38
MtBE	1.014	4.02
EDB	1.035	3.94
1,2-DCA	1.022	3.99

Simulation Points for Breakthrough Curves

x		ft	x	0	ft
y		ft	y	0	ft
z		ft	z	0	ft

Benzene Calibration

Spatial Calibration Data (centerline)

x	C_{obs} (mg/L)	C_{sim} (mg/L)
0	4.84	4.84
3.36		2.466
6.72		1.256
10.08		0.640
13.44		0.326
16.8		0.166
20.16		0.085
23.52		0.043
26.88		0.022
30.24		0.011
33.6	0.0017	0.006

Temporal Calibration Data

		0	0	
t (yrs)	C_{obs} (mg/L)	C_{sim} (mg/L)	C_{obs} (mg/L)	C_{sim} (mg/L)
0		4.84		4.84
3.1		4.840		4.840
6.2		4.840		4.840
9.3		4.840		4.840
12.4		4.840		4.840
15.5		4.840		4.840
18.6		4.840		4.840
21.7		4.840		4.840
24.8		4.840		4.840
27.9		4.840		4.840
31		4.840		4.840

Site ID 12430

Site Name Westside Quick Stop

Model Calibration Parameters

$t_{1/2}$	0.3	yrs	λ	2.31	yr^{-1}
v_x	4.074074	ft/yr			
R	1.102				
v_R	3.697	ft/yr	C_{source}	4.84	mg/L
L_p	184.8	ft			
α_x	10.52305	ft	t_{sim}	31	yrs
α_y	1.052305	ft			
α_z	1E-99	ft			

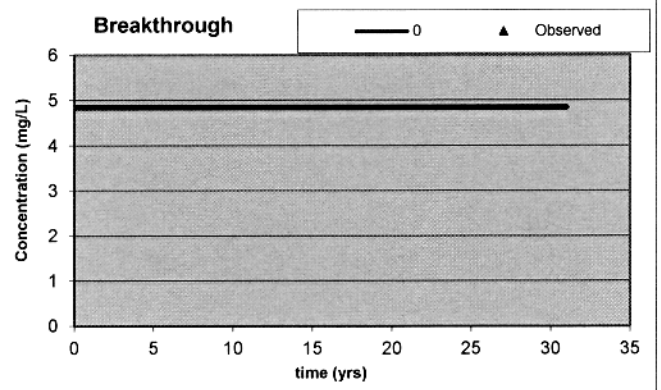

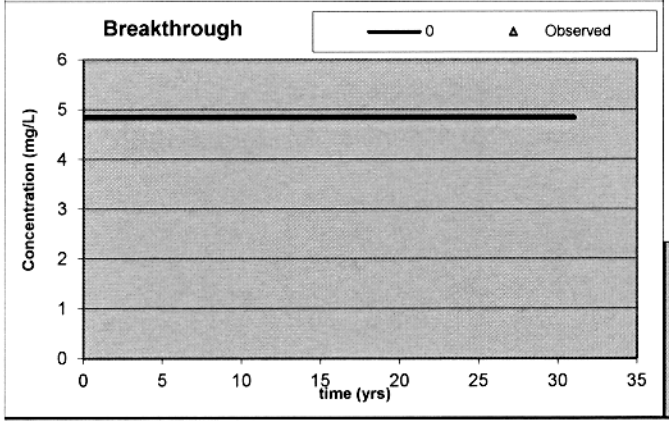

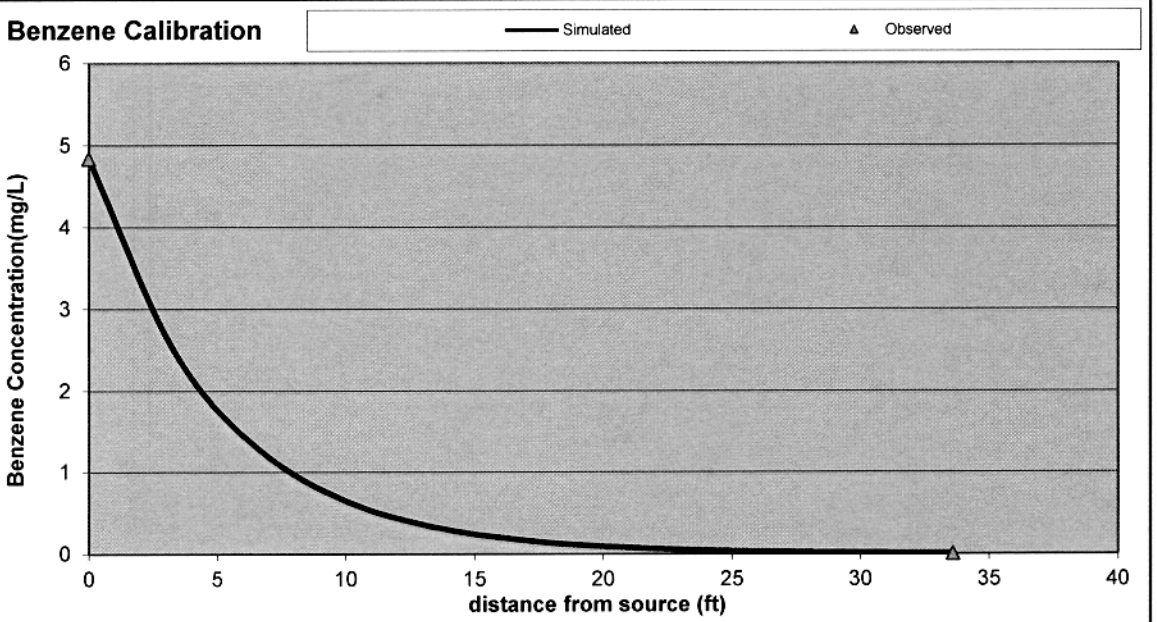

Source	3.36	6.72	10.08	13.44	16.8	20.16	23.52	26.88	30.24	33.6
10	2.46550178	1.25592848	0.63974224	0.32578441	0.16580924	0.0843259	0.042852	0.021761	0.011044	0.005602
5	2.46550178	1.25592955	0.63977182	0.32589814	0.16600506	0.0845503	0.043056	0.02192	0.011156	0.005676
0	2.46550178	1.25592955	0.63977201	0.32590058	0.16601375	0.0845664	0.043076	0.02194	0.011174	0.005689
5	2.46550178	1.25592955	0.63977182	0.32589814	0.16600506	0.0845503	0.043056	0.02192	0.011156	0.005676
10	2.46550178	1.25592848	0.63974224	0.32578441	0.16580924	0.0843259	0.042852	0.021761	0.011044	0.005602

Toluene Calibration

Spatial Calibration Data

(centerline)

x	C_{obs} (mg/L)	C_{sim} (mg/L)
0	0.0675	0.0675
3.36		0.046
6.72		0.032
10.08		0.022
13.44		0.015
16.8		0.010
20.16		0.007
23.52		0.005
26.88		0.003
30.24		0.002
33.6	0.002	0.002

Temporal Calibration Data

	0		0	
t (yrs)	C_{obs} (mg/L)	C_{sim} (mg/L)	C_{obs} (mg/L)	C_{sim} (mg/L)
0		0.0675		0.0675
3.1		0.068		0.068
6.2		0.068		0.068
9.3		0.068		0.068
12.4		0.068		0.068
15.5		0.068		0.068
18.6		0.068		0.068
21.7		0.068		0.068
24.8		0.068		0.068
27.9		0.068		0.068
31		0.068		0.068

Site ID 12430

Site Name Westside Quick Stop

Model Calibration Parameters

$t_{1/2}$	0.8	yrs	λ	0.86625	yr^{-1}
v_x	4.074074	ft/yr			
R	1.167				
v_R	3.490	ft/yr	C_{source}	0.0675	mg/L
L_p	184.8	ft			
α_x	10.52305	ft	t_{sim}	31	yrs
α_y	1.052305	ft			
α_z	1E-99	ft			

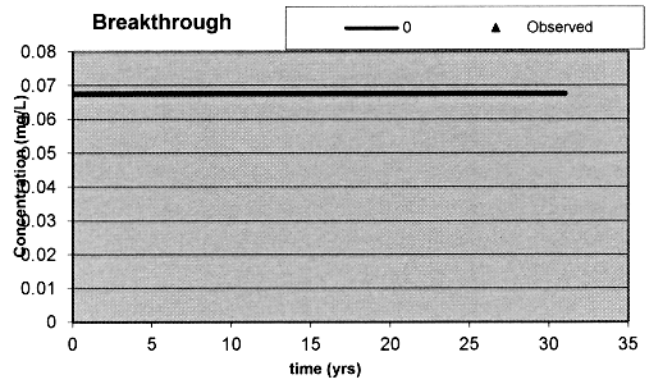

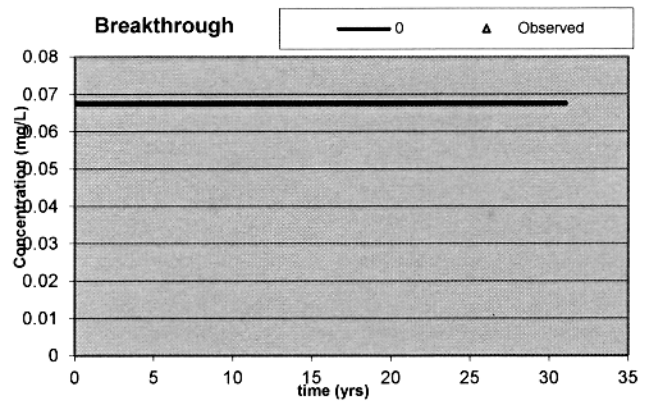

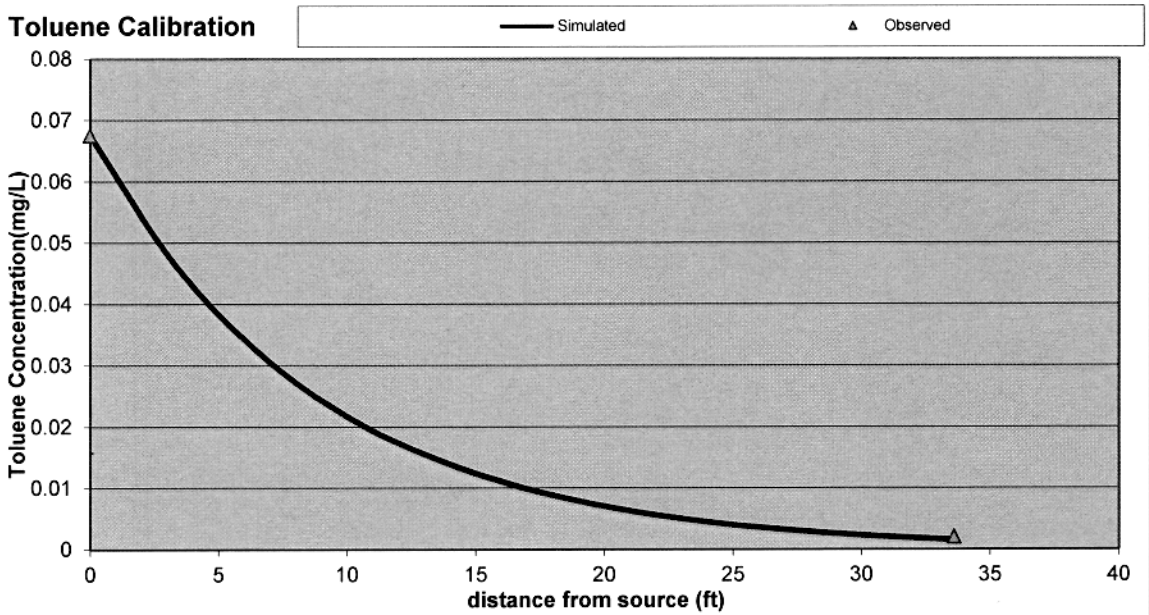

Source	3.36	6.72	10.08	13.44	16.8	20.16	23.52	26.88	30.24	33.6
10	0.04613566	0.03153329	0.02155174	0.01472586	0.01005615	0.0068621	0.004679	0.003188	0.002171	0.001478
5	0.04613566	0.03153331	0.02155274	0.014731	0.01006803	0.0068804	0.004701	0.003211	0.002193	0.001497
0	0.04613566	0.03153331	0.02155274	0.01473111	0.01006856	0.0068817	0.004703	0.003214	0.002196	0.001501
5	0.04613566	0.03153331	0.02155274	0.014731	0.01006803	0.0068804	0.004701	0.003211	0.002193	0.001497
10	0.04613566	0.03153329	0.02155174	0.01472586	0.01005615	0.0068621	0.004679	0.003188	0.002171	0.001478

Ethylbenzene Calibration

Spatial Calibration Data

(centerline)

x	C_{obs} (mg/L)	C_{sim} (mg/L)
0	0.0685	0.0685
3.36		0.048
6.72		0.033
10.08		0.023
13.44		0.016
16.8		0.011
20.16		0.008
23.52		0.005
26.88		0.004
30.24		0.003
33.6	0.0018	0.002

Temporal Calibration Data

		0		0
t (yrs)	C_{obs} (mg/L)	C_{sim} (mg/L)	C_{obs} (mg/L)	C_{sim} (mg/L)
0		0.0685		0.0685
3.1		0.069		0.069
6.2		0.069		0.069
9.3		0.069		0.069
12.4		0.069		0.069
15.5		0.069		0.069
18.6		0.069		0.069
21.7		0.069		0.069
24.8		0.069		0.069
27.9		0.069		0.069
31		0.069		0.069

Site ID 12430

Site Name Westside Quick Stop

Model Calibration Parameters

$t_{1/2}$	0.9	yrs	λ	0.77	yr^{-1}
v_x	4.074074	ft/yr			
R	1.222				
v_R	3.335	ft/yr	C_{source}	0.0685	mg/L
L_p	184.8	ft			
α_x	10.52305	ft	t_{sim}	31	yrs
α_y	1.052305	ft			
α_z	1E-99	ft			

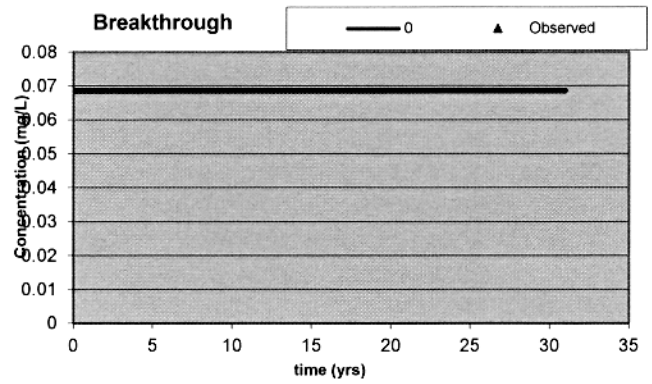

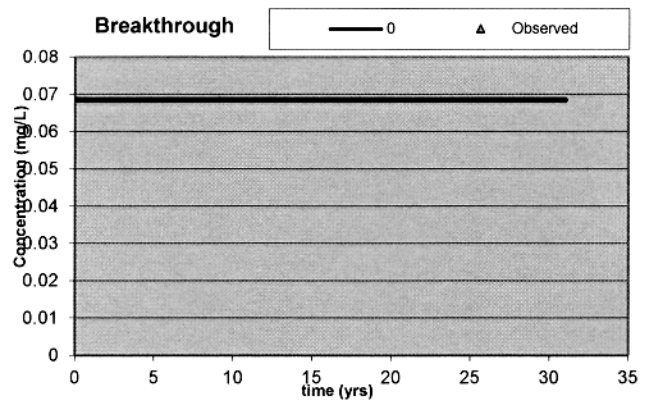

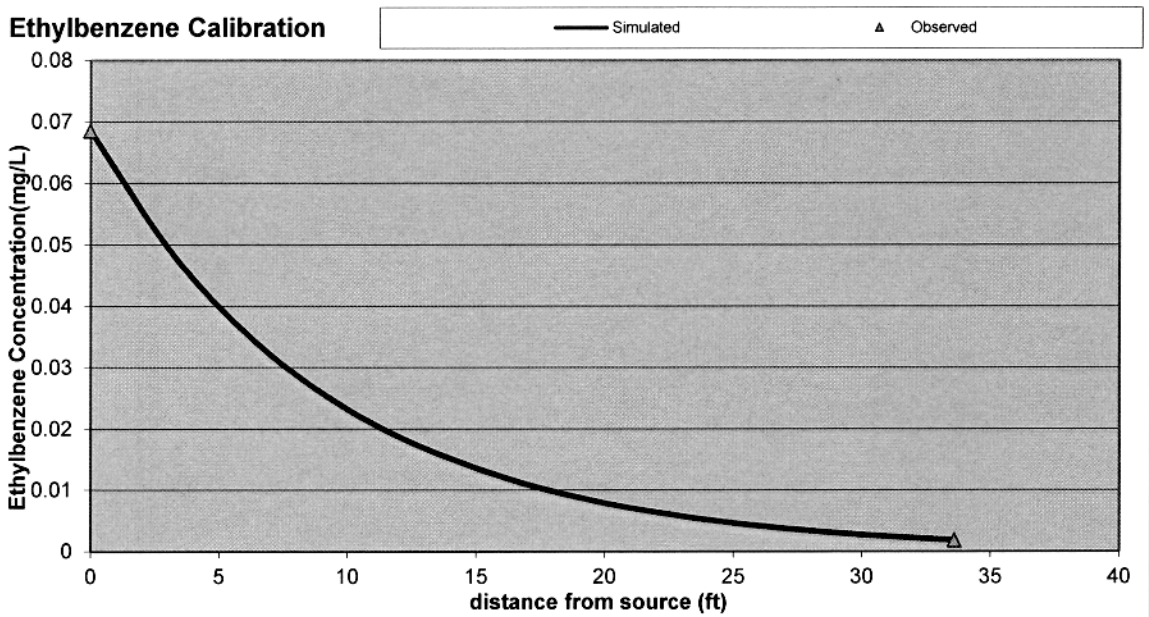

Source	3.36	6.72	10.08	13.44	16.8	20.16	23.52	26.88	30.24	33.6
10	0.04764619	0.03314099	0.02305066	0.01602825	0.0111389	0.0077352	0.005367	0.003722	0.002579	0.001786
5	0.04764619	0.03314102	0.02305172	0.01603385	0.01115206	0.0077558	0.005393	0.003749	0.002605	0.00181
0	0.04764619	0.03314102	0.02305173	0.01603397	0.01115264	0.0077573	0.005395	0.003752	0.002609	0.001814
5	0.04764619	0.03314102	0.02305172	0.01603385	0.01115206	0.0077558	0.005393	0.003749	0.002605	0.00181
10	0.04764619	0.03314099	0.02305066	0.01602825	0.0111389	0.0077352	0.005367	0.003722	0.002579	0.001786

Xylenes Calibration

Spatial Calibration Data (centerline)

x	C_{obs} (mg/L)	C_{sim} (mg/L)
0	0.125	0.125
3.36		0.085
6.72		0.058
10.08		0.039
13.44		0.026
16.8		0.018
20.16		0.012
23.52		0.008
26.88		0.006
30.24		0.004
33.6	0.005	0.003

Temporal Calibration Data

		0		0
t (yrs)	C_{obs} (mg/L)	C_{sim} (mg/L)	C_{obs} (mg/L)	C_{sim} (mg/L)
0		0.125		0.125
3.1		0.125		0.125
6.2		0.125		0.125
9.3		0.125		0.125
12.4		0.125		0.125
15.5		0.125		0.125
18.6		0.125		0.125
21.7		0.125		0.125
24.8		0.125		0.125
27.9		0.125		0.125
31		0.125		0.125

Site ID 12430

Site Name Westside Quick Stop

Model Calibration Parameters

$t_{1/2}$	1.2	yrs
v_x	4.074074	ft/yr
R	1.805	
v_R	2.258	ft/yr
L_p	184.8	ft
α_x	10.52305	ft
α_y	1.052305	ft
α_z	1E-99	ft

λ 0.5775 yr^{-1}

C_{source} 0.125 mg/L

t_{sim} 31 yrs

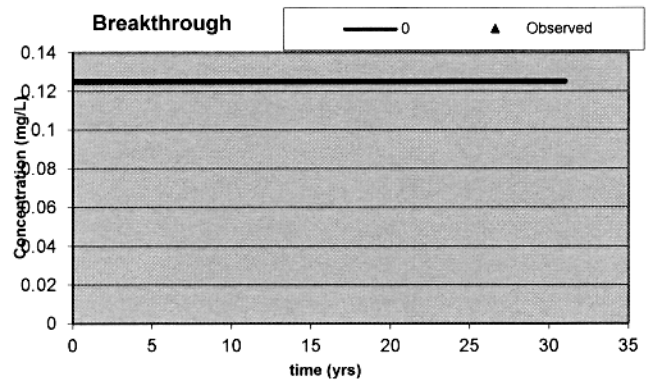

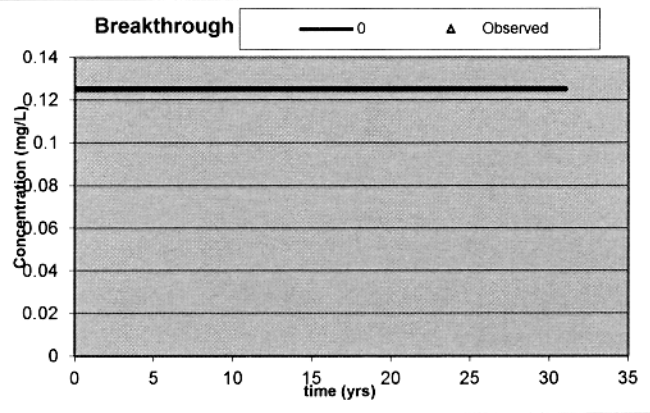

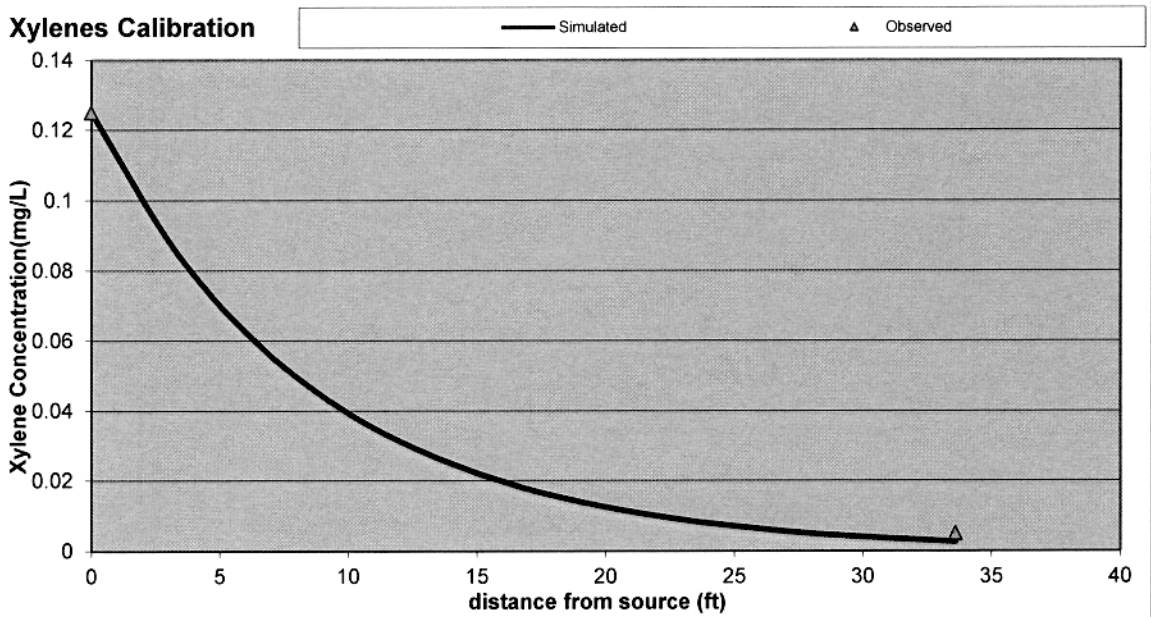

Source	3.36	6.72	10.08	13.44	16.8	20.16	23.52	26.88	30.24	33.6
10	0.08480046	0.0575289	0.03902603	0.0264672	0.01793968	0.0121505	0.008223	0.005561	0.003759	0.002539
5	0.08480046	0.05752895	0.03902784	0.02647644	0.01796086	0.0121829	0.008262	0.005602	0.003797	0.002573
0	0.08480046	0.05752895	0.03902785	0.02647663	0.0179618	0.0121852	0.008266	0.005607	0.003803	0.002579
5	0.08480046	0.05752895	0.03902784	0.02647644	0.01796086	0.0121829	0.008262	0.005602	0.003797	0.002573
10	0.08480046	0.0575289	0.03902603	0.0264672	0.01793968	0.0121505	0.008223	0.005561	0.003759	0.002539

MtBE Calibration

Spatial Calibration Data

(centerline)

x	C_{obs} (mg/L)	C_{sim} (mg/L)
0	0.291	0.291
3.36		0.216
6.72		0.160
10.08		0.119
13.44		0.088
16.8		0.065
20.16		0.048
23.52		0.036
26.88		0.027
30.24		0.020
33.6	0.0031	0.015

Temporal Calibration Data

		0		0
t (yrs)	C_{obs} (mg/L)	C_{sim} (mg/L)	C_{obs} (mg/L)	C_{sim} (mg/L)
0		0.291		0.291
3.1		0.291		0.291
6.2		0.291		0.291
9.3		0.291		0.291
12.4		0.291		0.291
15.5		0.291		0.291
18.6		0.291		0.291
21.7		0.291		0.291
24.8		0.291		0.291
27.9		0.291		0.291
31		0.291		0.291

Site ID 12430

Site Name Westside Quick Stop

Model Calibration Parameters

$t_{1/2}$	1	yrs	λ	0.693	yr^{-1}
v_x	4.074074	ft/yr			
R	1.014				
v_R	4.018	ft/yr	C_{source}	0.291	mg/L
L_p	184.8	ft			
α_x	10.52305	ft	t_{sim}	31	yrs
α_y	1.052305	ft			
α_z	1E-99	ft			

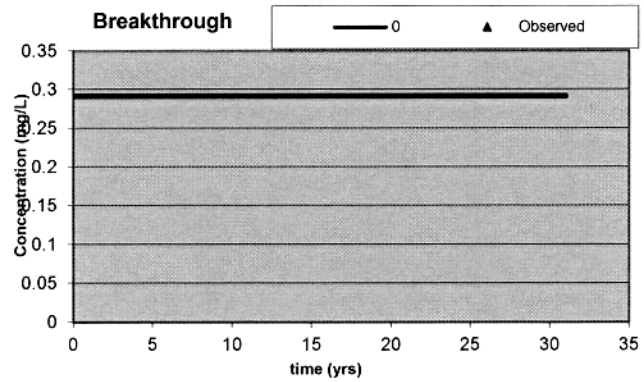

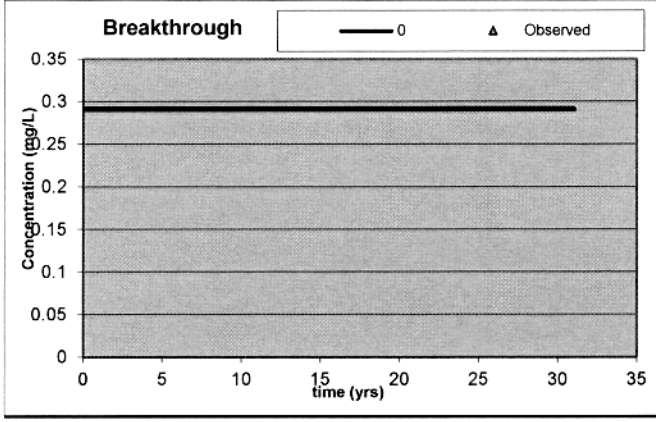

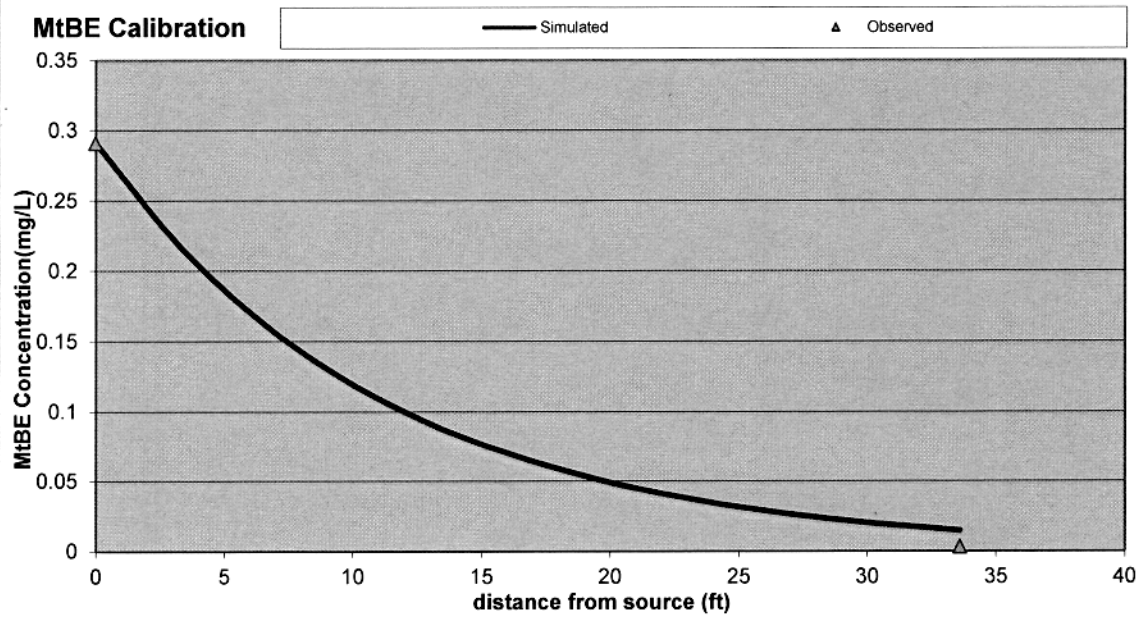

Source	3.36	6.72	10.08	13.44	16.8	20.16	23.52	26.88	30.24	33.6
10	0.21575915	0.1599724	0.11860458	0.08791095	0.06512349	0.0482066	0.035656	0.026355	0.019468	0.014374
5	0.21575915	0.15997254	0.11861006	0.08794164	0.0652004	0.0483348	0.035825	0.026547	0.019666	0.014564
0	0.21575915	0.15997254	0.1186101	0.0879423	0.06520382	0.048344	0.035842	0.026572	0.019696	0.014597
5	0.21575915	0.15997254	0.11861006	0.08794164	0.0652004	0.0483348	0.035825	0.026547	0.019666	0.014564
10	0.21575915	0.1599724	0.11860458	0.08791095	0.06512349	0.0482066	0.035656	0.026355	0.019468	0.014374

Naphthalene Calibration

Spatial Calibration Data (centerline)

x	C_{obs} (mg/L)	C_{sim} (mg/L)
0	0.125	0.125
3.36		0.085
6.72		0.058
10.08		0.040
13.44		0.027
16.8		0.018
20.16		0.013
23.52		0.009
26.88		0.006
30.24		0.004
33.6	0.0021	0.003

Temporal Calibration Data

	0		0	
t (yrs)	C_{obs} (mg/L)	C_{sim} (mg/L)	C_{obs} (mg/L)	C_{sim} (mg/L)
0		0.125		0.125
3.1		0.125		0.125
6.2		0.125		0.125
9.3		0.125		0.125
12.4		0.125		0.125
15.5		0.125		0.125
18.6		0.125		0.125
21.7		0.125		0.125
24.8		0.125		0.125
27.9		0.125		0.125
31		0.125		0.125

Site ID 12430

Site Name Westside Quick Stop

Model Calibration Parameters

$t_{1/2}$	2	yrs	λ	0.3465	yr^{-1}
v_x	4.074074	ft/yr			
R	2.943				
v_R	1.384	ft/yr	C_{source}	0.125	mg/L
L_p	184.8	ft			
α_x	10.52305	ft	t_{sim}	31	yrs
α_y	1.052305	ft			
α_z	1E-99	ft			

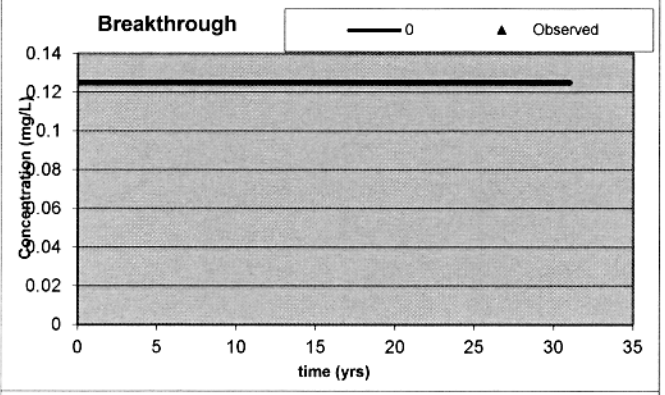

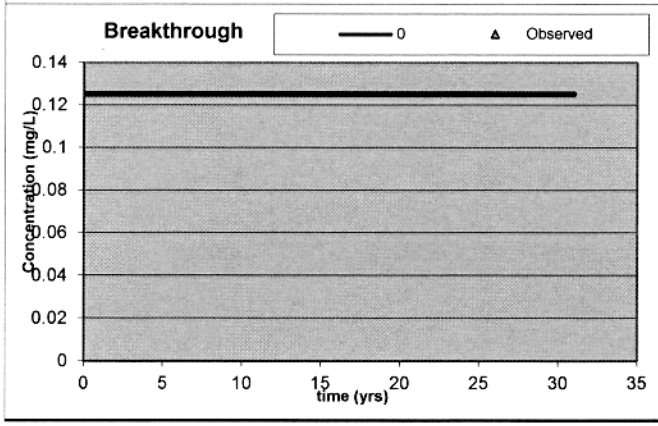

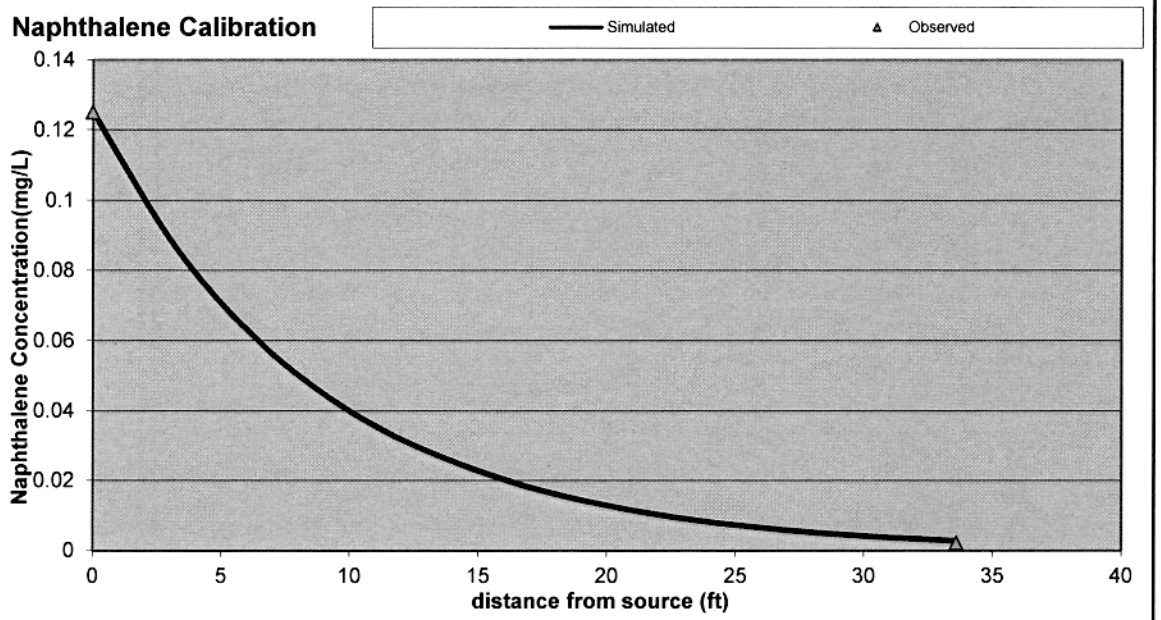

Source	3.36	6.72	10.08	13.44	16.8	20.16	23.52	26.88	30.24	33.6
10	0.08526124	0.0581558	0.03966566	0.02704713	0.01843233	0.012552	0.008541	0.005807	0.003946	0.00268
5	0.08526124	0.05815585	0.03966749	0.02705657	0.01845409	0.0125854	0.008581	0.00585	0.003987	0.002716
0	0.08526124	0.05815585	0.03966751	0.02705677	0.01845506	0.0125878	0.008585	0.005855	0.003993	0.002722
5	0.08526124	0.05815585	0.03966749	0.02705657	0.01845409	0.0125854	0.008581	0.00585	0.003987	0.002716
10	0.08526124	0.0581558	0.03966566	0.02704713	0.01843233	0.012552	0.008541	0.005807	0.003946	0.00268

EDB Calibration

Spatial Calibration Data

(centerline)

x	C_{obs} (mg/L)	C_{sim} (mg/L)
0	0.000082	0.00008
3.36		0.00006
6.72		0.00004
10.08		0.00003
13.44		0.00002
16.8		0.00002
20.16		0.00001
23.52		0.00001
26.88		0.00001
30.24		0.00001
33.6	0.000011	0.00000

Temporal Calibration Data

	0		0	
t (yrs)	C_{obs} (mg/L)	C_{sim} (mg/L)	C_{obs} (mg/L)	C_{sim} (mg/L)
0		0.00008		0.00008
3.1		0.00008		0.00008
6.2		0.00008		0.00008
9.3		0.00008		0.00008
12.4		0.00008		0.00008
15.5		0.00008		0.00008
18.6		0.00008		0.00008
21.7		0.00008		0.00008
24.8		0.00008		0.00008
27.9		0.00008		0.00008
31		0.00008		0.00008

Site ID 12430

Site Name Westside Quick Stop

Model Calibration Parameters

$t_{1/2}$	1	yrs	λ	0.693 yr^{-1}
v_x	4.074074	ft/yr		
R	1.035			
v_R	3.935	ft/yr	C_{source}	8.2E-05 mg/L
L_p	184.8	ft		
α_x	10.52305	ft	t_{sim}	31 yrs
α_y	1.052305	ft		
α_z	1E-99	ft		

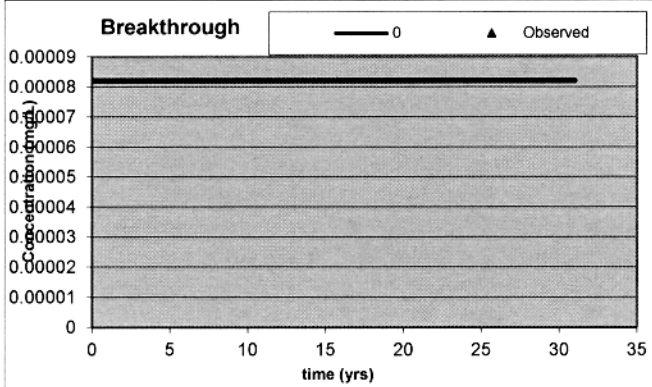

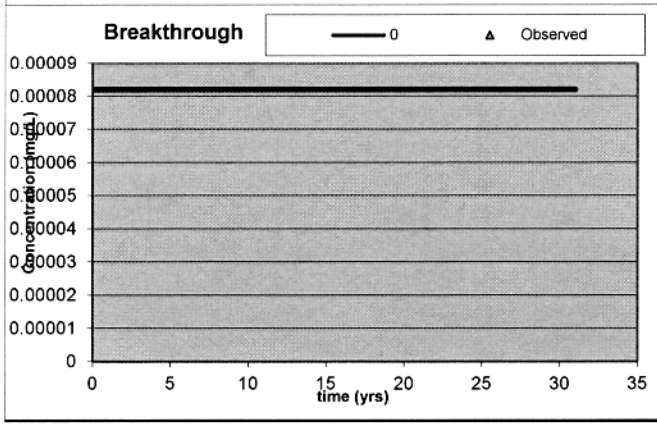

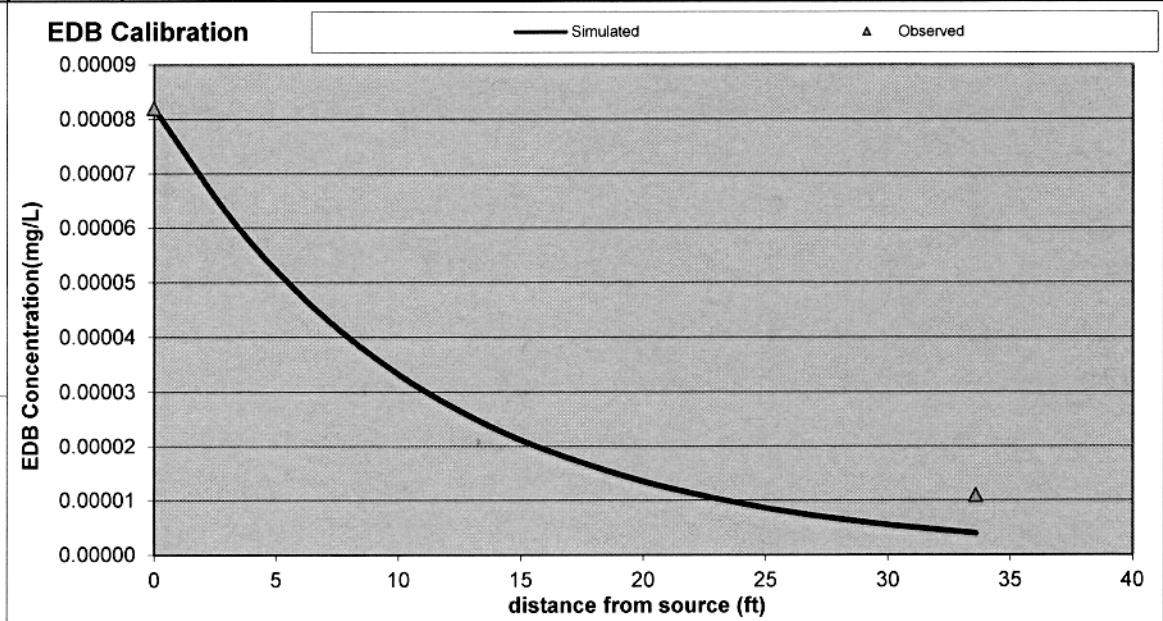

Source	3.36	6.72	10.08	13.44	16.8	20.16	23.52	26.88	30.24	33.6
10	6.0541E-05	4.4698E-05	3.2999E-05	2.4356E-05	1.7966E-05	1.324E-05	9.75E-06	7.18E-06	5.28E-06	3.88E-06
5	6.0541E-05	4.4698E-05	3.3001E-05	2.4364E-05	1.7987E-05	1.328E-05	9.8E-06	7.23E-06	5.33E-06	3.93E-06
0	6.0541E-05	4.4698E-05	3.3001E-05	2.4364E-05	1.7988E-05	1.328E-05	9.8E-06	7.24E-06	5.34E-06	3.94E-06
5	6.0541E-05	4.4698E-05	3.3001E-05	2.4364E-05	1.7987E-05	1.328E-05	9.8E-06	7.23E-06	5.33E-06	3.93E-06
10	6.0541E-05	4.4698E-05	3.2999E-05	2.4356E-05	1.7966E-05	1.324E-05	9.75E-06	7.18E-06	5.28E-06	3.88E-06

1,2-DCA Calibration

Spatial Calibration Data

(centerline)

x	C_{obs} (mg/L)	C_{sim} (mg/L)
0	0	0
3.36		0.000
6.72		0.000
10.08		0.000
13.44		0.000
16.8		0.000
20.16		0.000
23.52		0.000
26.88		0.000
30.24		0.000
33.6		0.000

Temporal Calibration Data

		0		0
t (yrs)	C_{obs} (mg/L)	C_{sim} (mg/L)	C_{obs} (mg/L)	C_{sim} (mg/L)
0		0		0
3.1		0.000		0.000
6.2		0.000		0.000
9.3		0.000		0.000
12.4		0.000		0.000
15.5		0.000		0.000
18.6		0.000		0.000
21.7		0.000		0.000
24.8		0.000		0.000
27.9		0.000		0.000
31		0.000		0.000

Site ID 12430

Site Name Westside Quick Stop

Model Calibration Parameters

$t_{1/2}$	0.4	yrs	λ	1.7325	yr^{-1}
v_x	4.074074	ft/yr			
R	1.022				
v_R	3.986	ft/yr	C_{source}	0	mg/L
L_p	184.8	ft			
α_x	10.52305	ft	t_{sim}	31	yrs
α_y	1.052305	ft			
α_z	1E-99	ft			

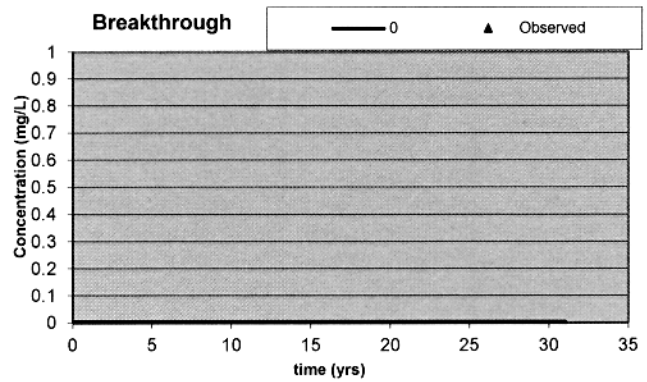

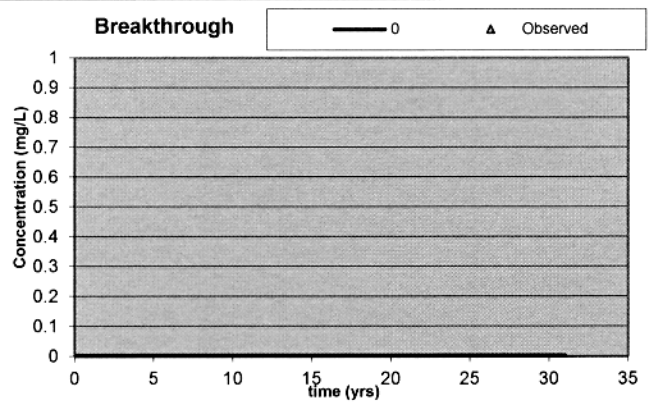

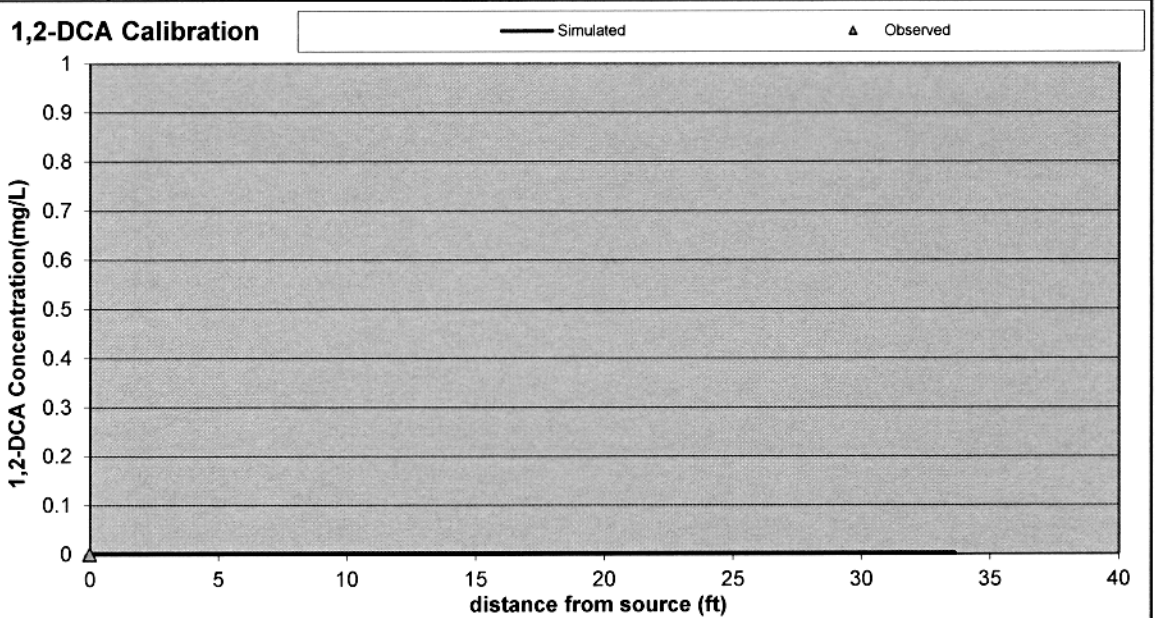

Source	3.36	6.72	10.08	13.44	16.8	20.16	23.52	26.88	30.24	33.6
10	0	0	0	0	0	0	0	0	0	0
5	0	0	0	0	0	0	0	0	0	0
0	0	0	0	0	0	0	0	0	0	0
5	0	0	0	0	0	0	0	0	0	0
10	0	0	0	0	0	0	0	0	0	0

SSTLs t 1000 yrs

UST Permit # 12430
Site Name: Westside Quick Stop

SSTLs in mg/L			RBSLs (mg/L):	0.005	1.000	0.700	10.000	0.040	0.025	0.00005	
MW #	x (ft)	y (ft)	z (ft)	Benzene SSTL	Toluene SSTL	Ethylbenzene SSTL	Xylenes SSTL	MtBE SSTL	Naphthalene SSTL	EDB SSTL	
MW-12i	900	0	0	>99999	>99999	>99999	>99999	>99999	>99999	>99999	
MW-22i	900	0	0	>99999	>99999	>99999	>99999	>99999	>99999	>99999	
MW-23i	900	0	0	>99999	>99999	>99999	>99999	>99999	>99999	>99999	
			λ (yr^{-1}):	2.310	0.866	0.770	0.578	0.693	0.347	0.693	
			R:	1.102	1.167	1.222	1.805	1.014	2.943	1.035	
			Pure Substance Solubility:	1750	526	169	175	5110	31	4321	
			Effective Solubility:	44.39	26.54	3.7	21.68	173	6.7	1.9	

Domenico Model (Oxygenates)

UST # 12430
Site Name: Westside Quick Stop
Modeler: Morgan Thomas
Date: 3/26/2020

Groundwater Flow Parameters

K	1000	ft/yr
dh/dx	0.0011	
θ	0.27	dec. %
v_x	4.074074074	ft/yr

Transport Parameters

x_{max}	33.6	ft
y_{max}	10	ft
z	0	ft
Source Width	56	ft
Source Thickness	30	ft
Plume Length	184.8	ft
α_x	10.52305	ft
α_y	1.052305	ft
α_z	1.00E-99	ft

Simulation Time

t_{sim} 31 yrs

Aquifer Characteristics

ρ_d	1.7	kg/L
f_{oc}	0.0002	

Source Area CoC Data

CoC	C_{source} (mg/L)	K_{oc} (L/kg)
tBA		1
tAA	10.4	1
DIPE	0.395	1.5
tAME		1.5
EtBE		1.5
Ethanol		0.5

Retarded Velocity (ft/yr)

CoC	R	v_R
tBA	1.001	4.07
tAA	1.001	4.07
DIPE	1.002	4.07
tAME	1.002	4.07
EtBE	1.002	4.07
Ethanol	1.001	4.07

Simulation Points for Breakthrough Curves

x		ft
y		ft
z		ft

x		ft
y		ft
z		ft

$$C(x,y,z,t) = \left(\frac{C_0}{8}\right)\exp\left[\left(\frac{x}{2\alpha_x}\right)\left(1-\sqrt{1+\frac{4\lambda\alpha_x}{v}}\right)\right] erfc\left[\frac{x-vt\sqrt{1+\frac{4\lambda\alpha_x}{v}}}{2\sqrt{\alpha_x vt}}\right]\left\{erf\left[\frac{y+\frac{Y}{2}}{2\sqrt{\alpha_y x}}\right]-erf\left[\frac{y-\frac{Y}{2}}{2\sqrt{\alpha_y x}}\right]\right\}\left\{erf\left[\frac{z+Z}{2\sqrt{\alpha_z x}}\right]-erf\left[\frac{z-Z}{2\sqrt{\alpha_z x}}\right]\right\}$$

tAA Calibration

Spatial Calibration Data

(centerline)

x	C_{obs} (mg/L)	C_{sim} (mg/L)
0	10.4	10.4
3.36		7.730
6.72		5.746
10.08		4.271
13.44		3.175
16.8		2.360
20.16		1.754
23.52		1.304
26.88		0.969
30.24		0.720
33.6	0.0656	0.535

Temporal Calibration Data

		0		0
t (yrs)	C_{obs} (mg/L)	C_{sim} (mg/L)	C_{obs} (mg/L)	C_{sim} (mg/L)
0		10.4		10.4
3.1		10.400		10.400
6.2		10.400		10.400
9.3		10.400		10.400
12.4		10.400		10.400
15.5		10.400		10.400
18.6		10.400		10.400
21.7		10.400		10.400
24.8		10.400		10.400
27.9		10.400		10.400
31		10.400		10.400

Site ID 12430

Site Name Westside Quick Stop

Model Calibration Parameters

$t_{1/2}$	1	yrs	λ	0.693	yr^{-1}
v_x	4.074074	ft/yr			
R	1.001				
v_R	4.069	ft/yr	C_{source}	10.4	mg/L
L_p	184.8	ft			
α_x	10.52305	ft	t_{sim}	31	yrs
α_y	1.052305	ft			
α_z	1E-99	ft			

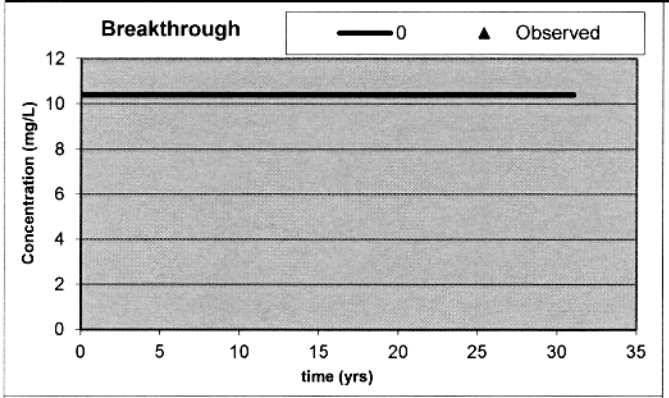

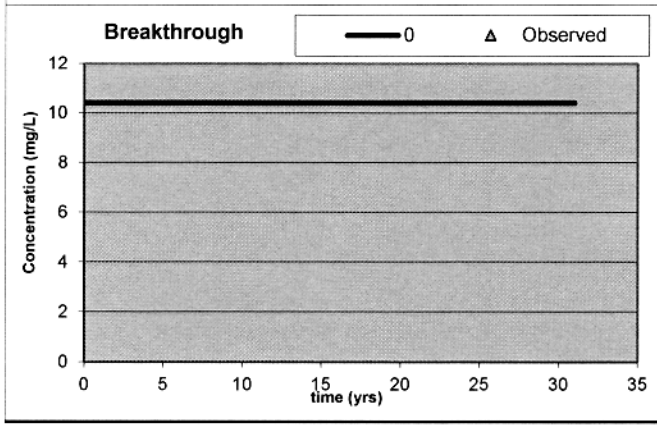

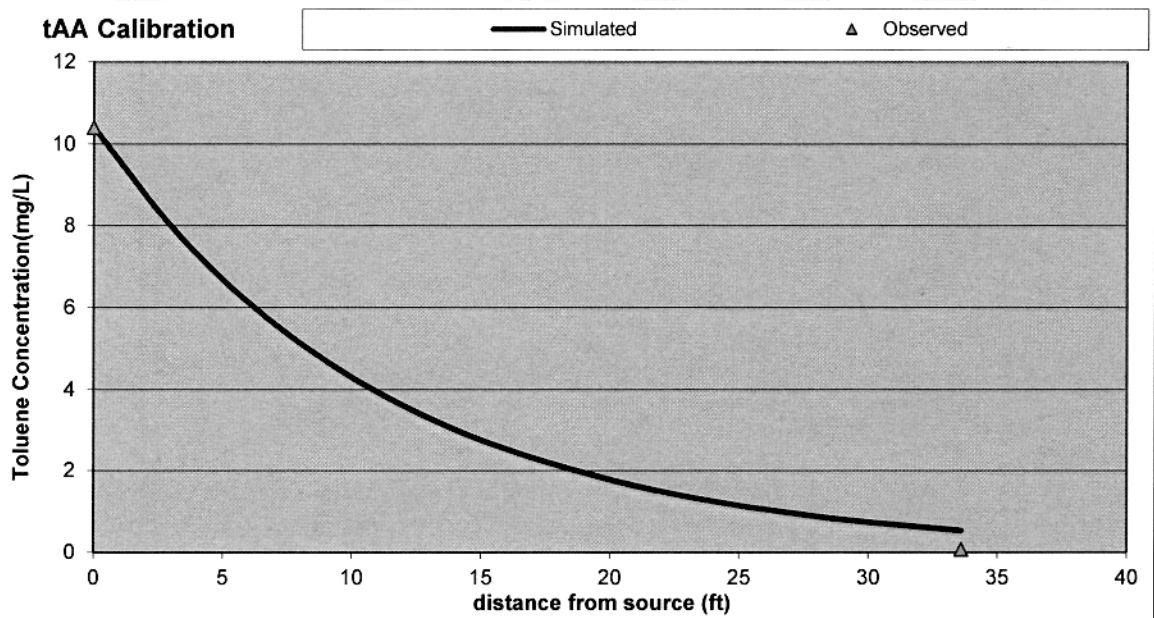

Source	3.36	6.72	10.08	13.44	16.8	20.16	23.52	26.88	30.24	33.6
10	7.73036802	5.74601336	4.27084316	3.17355301	2.35684522	1.7490022	1.296916	0.961005	0.711672	0.526776
5	7.73036802	5.74601824	4.27104062	3.1746609	2.35962863	1.7536557	1.303065	0.968013	0.718904	0.533736
0	7.73036802	5.74601824	4.27104188	3.17468471	2.35975226	1.753989	1.303681	0.968908	0.720012	0.534963
5	7.73036802	5.74601824	4.27104062	3.1746609	2.35962863	1.7536557	1.303065	0.968013	0.718904	0.533736
10	7.73036802	5.74601336	4.27084316	3.17355301	2.35684522	1.7490022	1.296916	0.961005	0.711672	0.526776

DIPE Calibration

Spatial Calibration Data

(centerline)

x	C_{obs} (mg/L)	C_{sim} (mg/L)
0	0.395	0.395
3.36		0.294
6.72		0.218
10.08		0.162
13.44		0.121
16.8		0.090
20.16		0.067
23.52		0.049
26.88		0.037
30.24		0.027
33.6	0.0035	0.020

Temporal Calibration Data

	0		0	
t (yrs)	C_{obs} (mg/L)	C_{sim} (mg/L)	C_{obs} (mg/L)	C_{sim} (mg/L)
0		0.395		0.395
3.1		0.395		0.395
6.2		0.395		0.395
9.3		0.395		0.395
12.4		0.395		0.395
15.5		0.395		0.395
18.6		0.395		0.395
21.7		0.395		0.395
24.8		0.395		0.395
27.9		0.395		0.395
31		0.395		0.395

Site ID 12430

Site Name Westside Quick Stop

Model Calibration Parameters

$t_{1/2}$	1	yrs	λ	0.693	yr^{-1}
v_x	4.074074	ft/yr			
R	1.002				
v_R	4.066	ft/yr	C_{source}	0.395	mg/L
L_p	184.8	ft			
α_x	10.52305	ft	t_{sim}	31	yrs
α_y	1.052305	ft			
α_z	1E-99	ft			

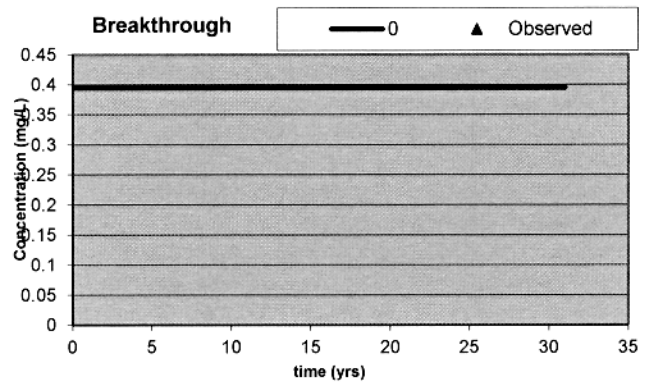

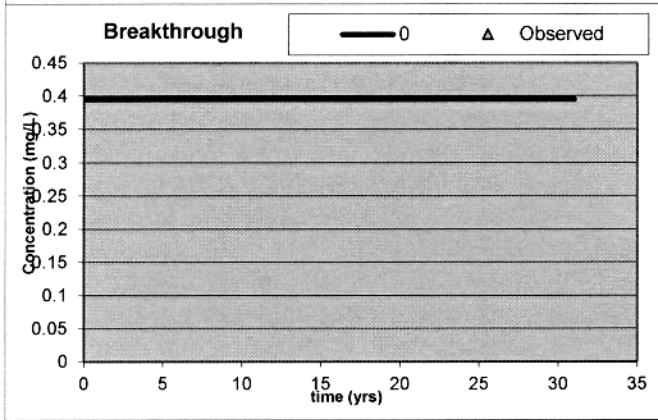

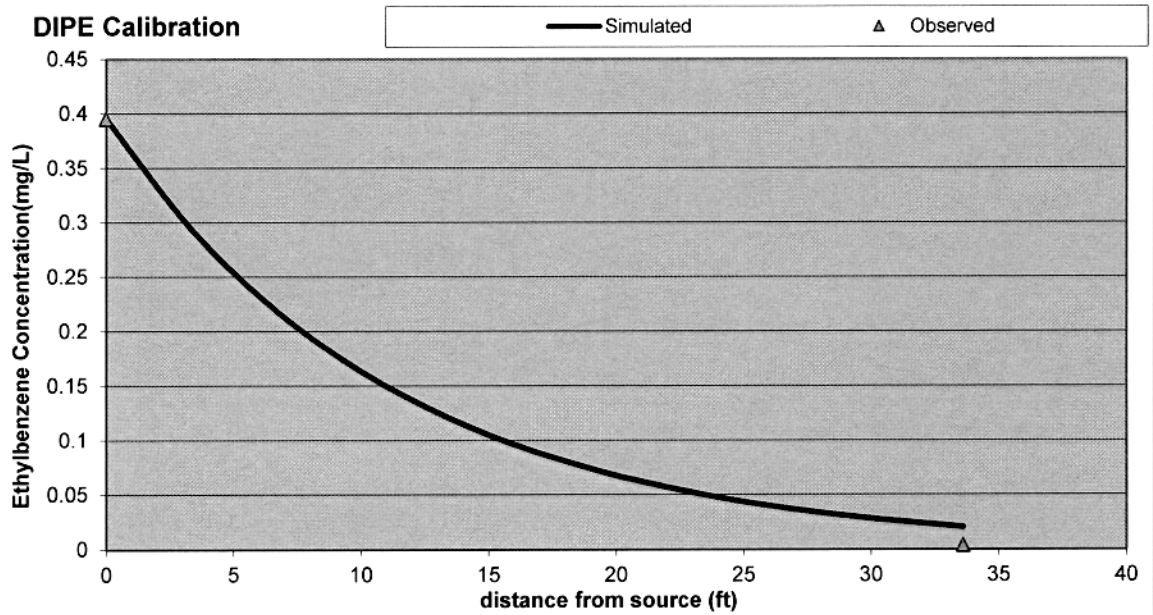

Source	3.36	6.72	10.08	13.44	16.8	20.16	23.52	26.88	30.24	33.6
10	0.29356836	0.21818307	0.16214866	0.1204733	0.08945847	0.0663783	0.049214	0.036463	0.026999	0.019982
5	0.29356836	0.21818325	0.16215616	0.12051536	0.08956412	0.0665549	0.049448	0.036729	0.027274	0.020246
0	0.29356836	0.21818325	0.1621562	0.12051627	0.08956881	0.0665676	0.049471	0.036763	0.027316	0.020293
5	0.29356836	0.21818325	0.16215616	0.12051536	0.08956412	0.0665549	0.049448	0.036729	0.027274	0.020246
10	0.29356836	0.21818307	0.16214866	0.1204733	0.08945847	0.0663783	0.049214	0.036463	0.026999	0.019982

UST Permit # 12430

SSTLs t 1000 yrs Site Name: Westside Qui

SSTLs in mg/L		RBSLs (mg/L):			0.240	0.150			
MW #	x (ft)	y (ft)	z (ft)		tAA SSTL	DIPE SSTL			
MW-12i	900				>99999	>99999			
MW-22i	900				>99999	>99999			
MW-23i	900				>99999	>99999			

shallow & intermediate
#12430 BTEXMN + EDB + TAA + DIPE

REFERENCE: Site Survey by Souther Land Surveying dated 4 May 2017; Revised 2 October 2017; Revised 12 May 2018

30 15 0 7.5 on 60 60 120

W BLUE RIDGE DR

W PARKER RD.

MW-9 989.40
MW-8 988.34
MW-28 988.76
MW-7 988.75
MW-6 988.56
MW-5 988.02
MW-17 987.35
MW-22 988.43
MW-22i (988.42)
MW-26i (988.22)
MW-26 988.49
MW-4 988.93
MW-4i (988.44)
MW-11 990.05
MW-12 986.97
MW-12i (988.36)
MW-2 988.27
MW-3 (988.20)
RW-3 (988.05)
RW-2 (988.26)
MW-1
RW-1 (987.99)
MW-21 (987.84)
MW-24 (987.47)
MW-14 988.33
MW-14i (987.98)
MW-X 988.09
MW-15 987.99
MW-15i (987.82)
MW-25 988.07
MW-XR 988.11
MW-20 (985.82)
MW-3 988.69
MW-23i (988.01)
MW-23 988.20
MW-19i (987.94)
MW-19 988.23
MW-27 988.51
MW-27i (988.22)
MW-16 987.93
MW-16i (987.86)
MW-18i Not Located
MW-18 Not Located
MW-17i (988.27)

990.19 MW-10

GRASS
VACUUM
ASPHALT
GRAVEL
ISLAND
TRANSMISSION LINE
CHAINLINK FENCE

988.50
988.25
988.00

Approximate location of suspected out-of-service private water supply well

(shallow)
distance:

MW-24	0	
MW-21	8.8	0
MW-20	85.6	76.8
MW-23	124.8	116

receptor = creek ~900 ft. to SE

(intermediate)
MW distance:
MW-23i 0
MW-19i 133.6

Groundwater Monitoring Well

Groundwater Potentiometric Contour
Contour Interval = 0.25-feet

541.28 Groundwater Elevation (April 22, 2019)

(541.28) Groundwater Elevation Not Used For Contouring Purposes

Approximate Groundwater Flow Direction

N

Title	Groundwater Potentiometric Map – Shallow Interval		
Project	Westside Quick Stop (UST Permit #12430) 821 West Parker Road Greenville, South Carolina Greenville County		
Date	05/11/2019	petra-tech ENVIRONMENTAL, LLC ENGINEERS & CONSULTANTS	Figure No. 2
Job No.	J19-687-A		

Morgan



REPORT OF LONG-TERM AFVR/MMPE EVENTS

RECEIVED
APR 29 2021
UST DIVISION

Westside Quick Stop
SCDHEC UST Permit #12430
821 West Parker Road
Greenville, South Carolina
Greenville County

Cost Agreement #62515 & 62516

PTE Job No. J20-977a

April 19, 2021

petra-tech
ENVIRONMENTAL, LLC
ENGINEERS & CONSULTANTS

SCDHEC Certified UST Contractor No. 436

Petra-Tech Environmental
2435 East North Street
Suite 1108-202
Greenville, SC 29615

www.petratechenv.com

REPORT OF LONG-TERM AFVR/MMPE EVENTS

Westside Quick Stop
SCDHEC UST Permit #12430
821 West Parker Road
Greenville, South Carolina
Greenville County

Cost Agreement #62515 & 62516

PTE Job No. J20-977a

April 19, 2021

petra-tech
ENVIRONMENTAL, LLC
ENGINEERS & CONSULTANTS

SCDHEC Certified UST Contractor No. 436

Petra-Tech Environmental
2435 East North Street
Suite 1108-202
Greenville, SC 29615

www.petratechenv.com

April 19, 2021

South Carolina Department of Health and Environmental Control
Bureau of Underground Storage Tank Management
2600 Bull Street
Columbia, South Carolina 29201-1708

Attention: Morgan Thomas
Hydrogeologist

Subject: **Report of Long-Term AFVR/MMPE Events**
Westside Quick stop
821 West Parker Road
Greenville, Greenville County, South Carolina
SCDHEC UST Permit #12430; CA#62515 & 62516
PTE Job No. J20-977a

Dear Ms. Thomas:

Pursuant to the South Carolina Department of Health and Environmental Control's directive letter (Cost Agreement #62515 & 62516) dated October 27, 2020, Petra-Tech Environmental, LLC submits herein the results of two 96-hour long-term AFVR/MMPE events performed at the Westside Quick Stop site. This report is being submitted on behalf of Westside Quick Stop and Environmental Laboratories, Inc.

Please do not hesitate to contact us at 864.631.2490 if you have any questions concerning this submittal.

Sincerely,

Petra-Tech Environmental

Trever Z. Slack, P.G.
Principal Hydrogeologist
Registered, South Carolina #2565

TREVER Z. SLACK REGISTERED No. 2565 SOUTH CAROLINA PROFESSIONAL GEOLOGIST

1.0 PROJECT INFORMATION

The subject property is located at 821 West Parker Road in Greenville, Greenville County, South Carolina (**Figure 1**) and currently operates as a retail petroleum fueling station and convenience store. According to the South Carolina Department of Health and Environmental Control Online Underground Storage Tank Registry database, three underground storage tanks (one 1,000-gallon kerosene and two 6,000-gallon regular gasoline) are currently in use at the site. Additionally, a 4,000-gallon super/premium gasoline underground storage tank is located at the site and is currently classified as extended-out-of-use. Two separate releases have been reported at the site.

The South Carolina Department of Health and Environmental Control issued an Aggressive Fluid Vapor Recovery directive letter for the subject site requiring the completion of two 96-hour long term AFVR/MMPE events at the subject site utilizing wells 12430-MW24, 12430-RW01, and 12430-RW02. The results of the long-term AFVR/MMPE event sare included herein.

2.0 LONG-TERM AFVR/MMPE EVENT SUMMARY 1 of 2 12430-MW24, 12430-RW01, & 12430-RW02

A 96-hour long-term AFVR / MMPE event was completed at the subject site between Monday, February 8, 2021 and Friday, February 12, 2021. The 96-hour event was conducted on monitoring well 12430-MW24, and on recovery wells 12430-RW01 and 12430-RW02 (**Figure 2**). A geologist was on-site for initial event setup, and periodic observation and monitoring of the event throughout the week, and a field technician remained on-site throughout the event for monitoring and data collection. The long-term AFVR/MMPE event was performed using a Vermeer Ring-O-Matic 850 Super Deep Vacuum Unit equipped with a Vermeer Ring-O-Matic 850 Super Deep Vacuum Unit equipped with a 28-horsepower diesel engine and Masport vacuum pump with 27-inches of mercury and 407 cubic feet per minute vacuum capabilities.

Prior to initiating the event, Petra-Tech Environmental staff gauged the wells using a Solinst® Interface Meter. 0.45-feet of free-phase petroleum product was detected in recovery well 12430-MW24 prior to the AFVR event. Free-phase petroleum product was not detected in groundwater monitoring well 12430-MW24 or in recovery well 12430-RW01; however, it should be noted that water levels were above the top of the screen in both wells, precluding accurate free-product thickness measurements. The long-term AFVR/MMPE event was initiated at 1100 on Monday, February 8, 2021 and concluded at 1100 on Friday, February 12, 2021. The general weather conditions observed during this period of time were variable; with daily high temperatures ranging from 41º to 66º Fahrenheit and low temperatures ranging from 27º to 42º Fahrenheit. 0.40-inches of rainfall was recorded on February 12, 2021.

Throughout the duration of the event, a continuous vacuum ranging from 22 to 23 inches of mercury was applied to monitoring wells 12430-MW24, and to recovery wells 12430-RW01 and 12430-RW02. The extraction stinger was lowered at 6-inch intervals in the wells from the free-phase product / water table interface to a target depth of approximately 30 feet within the first 8-hours of the event. Stinger depths were varied thereafter to maximize free-phase petroleum product and vapor recovery based on conditions observed in the field. Vacuum and field measurements recorded throughout the event are summarized in **Attachment A**. The vacuum in addition to depth-to-water was also measured in adjacent monitoring wells 12430-MW21 and 12430-MW25 using magnahelic gauges and an interface probe to evaluate the vacuum's radius of influence. Radius of influence gauging data observed during the event is summarized in **Attachment A**.

Due to the close proximity of the site to places of public business, volatile air emissions were treated on-site utilizing a granulated activated carbon (GAC) unit. Influent and effluent vapor concentrations were

measured throughout the event using an IonScience Tiger handheld VOC Photo Ionization Detector (PID). Air emissions pre-treatment and post-treatment concentrations are summarized in **Attachment A**.

3.0 LONG-TERM AFVR/MMPE EVENT SUMMARY 2 of 2
12430-MW24, 12430-RW01, & 12430-RW02

A 96-hour long-term AFVR / MMPE event was completed at the subject site between Monday, March 22, 2021 and Friday, March 25, 2021. The 96-hour event was conducted on monitoring well 12430-MW24, and on recovery wells 12430-RW01 and 12430-RW02 (**Figure 2**). A geologist was on-site for initial event setup, and periodic observation and monitoring of the event throughout the week, and a field technician remained on-site throughout the event for monitoring and data collection. The long-term AFVR/MMPE event was performed using a Vermeer Ring-O-Matic 850 Super Deep Vacuum Unit equipped with a Vermeer Ring-O-Matic 850 Super Deep Vacuum Unit equipped with a 28-horsepower diesel engine and Masport vacuum pump with 27-inches of mercury and 407 cubic feet per minute vacuum capabilities.

Prior to initiating the event, Petra-Tech Environmental staff gauged the wells using a Solinst® Interface Meter. Free-phase petroleum product was not detected in groundwater monitoring well 12430-MW24, or in recovery wells 12430-RW01 and 12430-RW02 prior to the AFVR event. However, it should be noted that water levels were above the top of the screen in groundwater monitoring well 12430-MW24 and recovery well 12430-RW01, precluding accurate free-product thickness measurements. The long-term AFVR/MMPE event was initiated at 1030 on Monday, March 22, 2021 and concluded at 1030 on Friday, March 25, 2021. The general weather conditions observed during this period of time were variable; with daily high temperatures ranging from 62º to 81º Fahrenheit and low temperatures ranging from 48º to 61º Fahrenheit. 0.04-inches of rainfall was recorded on March 25, 2021, and 2.13-inches of rainfall was recorded on March 26, 2021.

Throughout the duration of the event, a continuous vacuum ranging from 20 to 22 inches of mercury was applied to monitoring wells 12430-MW24, and to recovery wells 12430-RW01 and 12430-RW02. The extraction stinger was lowered at 6-inch intervals in the wells from the free-phase product / water table interface to a target depth of approximately 30 feet within the first 8-hours of the event. Stinger depths were varied thereafter to maximize free-phase petroleum product and vapor recovery based on conditions observed in the field. Vacuum and field measurements recorded throughout the event are summarized in **Attachment B**. The vacuum in addition to depth-to-water was also measured in adjacent monitoring wells 12430-MW21 and 12430-MW25 using magnahelic gauges and an interface probe to evaluate the vacuum's radius of influence. Radius of influence gauging data observed during the event is summarized in **Attachment B**.

Due to the close proximity of the site to places of public business, volatile air emissions were treated on-site utilizing a granulated activated carbon (GAC) unit. Influent and effluent vapor concentrations were measured throughout the event using an IonScience Tiger handheld VOC Photo Ionization Detector (PID). Air emissions pre-treatment and post-treatment concentrations are summarized in **Attachment B**.

4.0 RESULTS & RECOMMENDATIONS

A total volume of approximately 11,483 gallons of petroleum impacted liquid was recovered from the site during the first 96-hour event conducted on groundwater monitoring well 12430-MW24, and on recovery wells 12430-RW01 and 12430-RW02. Of this amount, approximately 30 gallons was gauged as separated phase petroleum product. Additionally, 114 pounds of gasoline which is equivalent to approximately 18.3

gallons of gasoline was recovered in vapor phase. Waste transportation and disposal records for the petroleum impacted groundwater recovered during the event is provided in **Attachment C**.

A total volume of approximately 8,077 gallons of petroleum impacted liquid was recovered from the site during the second 96-hour event conducted on groundwater monitoring well 12430-MW24, and on recovery wells 12430-RW01 and 12430-RW02. Of this amount, approximately 15 gallons was gauged as separated phase petroleum product. Additionally, 97 pounds of gasoline which is equivalent to approximately 15.6 gallons of gasoline was recovered in vapor phase. Waste transportation and disposal records for the petroleum impacted groundwater recovered during the event. Waste transportation and disposal records for the petroleum impacted groundwater recovered during the event is provided in **Attachment D**.

Based on the results of the current scope of work, the 96-Hour Aggressive Fluid Vapor Recovery event was effective in removing petroleum product as both free-phase and vapor phase, and continue to serve as a critical remedial measure in the removal of free-product at the site. Petra-Tech Environmental recommends a series of two additional 96-hour AFVR events at the site to continue free-phase petroleum product removal, followed by the completion of a comprehensive groundwater sampling event.

FIGURES



Reference: USGS 7.5-Minute series Greenville Quadrangle - 2011; Contour Interval = 10 feet

500 250 0 500

APPROXIMATE SCALE IN FEET

N

SITE

Title	Site Location Map		
Project	Westside Quick Stop (UST Permit #12430) 821 W. Parker Road Greenville, South Carolina Greenville County		
Date	07/01/2016	petra-tech ENVIRONMENTAL, LLC ENGINEERS & CONSULTANTS	Figure No. 1
Job No.	J16-232-A		

REFERENCE: Site Survey by Souther Land Surveying dated 4 May 2017; Revised 2 October 2017

30 15 0 60 120

W BLUE RIDGE DR

W PARKER RD.

TRANSMISSION LINE

MW-1
MW-2
MW-4
MW-4i
MW-5
MW-6
MW-7
MW-8
MW-9
MW-10
MW-11
MW-12
MW-12i
MW-14
MW-14i
MW-15
MW-15i
MW-16
MW-16i
MW-17
MW-17i
MW-18
MW-19
MW-19i
MW-21
MW-22
MW-22i
MW-24
MW-25
MW-26
MW-26i
MW-27
MW-28
MW-X
MW-XR
RW-1
RW-2
RW-3

Approximate suspected out-of-service private water supply well

GRASS
ASPHALT
GRAVEL
VACUUM
ISLAND
CHAINLINK FENCE

12430-RW02

Date	Depth to Free-Product / Depth to Water	Free-Product Thickness (Feet)
05/18/2018 Pre-AFVR	23.04 / 26.84	3.80
05/22/2018 Post AFVR	29.42 / 29.52	0.10
02/08/2021 Pre-AFVR	20.68 / 21.13	0.45
02/12/2021 Post-AFVR	-- / 26.23	0.00
03/22/2021 Pre-AFVR	-- / 20.04	0.00
03/25/2021 Post-AFVR	-- / 24.89	0.00

12430-MW24

Date	Depth to Free-Product / Depth to Water	Free-Product Thickness (Feet)
05/14/2018 Pre-AFVR	23.17 / 27.28	4.11
05/18/2018 Post AFVR	25.21 / 25.25	0.04
05/18/2018 Pre-AFVR	23.73 / 25.45	1.72
05/22/2018 Post-AFVR	26.21 / 26.58	0.37
01/13/2020 Pre-AFVR	23.14 / 23.95	0.81
01/17/2020 Post-AFVR	-- / 23.24	0.00
02/08/2021 Pre-AFVR	-- / 20.74	0.00
02/12/2021 Post-AFVR	-- / 24.68	0.00
03/22/2021 Pre-AFVR	-- / 19.65	0.00
03/25/2021 Post-AFVR	-- / 25.42	0.00

12430-MW01

Date	Depth to Free-Product / Depth to Water	Free-Product Thickness (Feet)
05/18/2018 Pre-AFVR	21.39 / 25.65	4.26
05/22/2018 Post-AFVR	26.25 / 26.38	0.13
01/13/2020 Pre-AFVR	21.15 / 21.59	0.44
01/17/2020 Post-AFVR	-- / 21.10	0.00

12430-MW0X

Date	Depth to Free-Product / Depth to Water	Free-Product Thickness (Feet)
05/14/2018 Pre-AFVR	--/ 24.93	0.00
05/18/2018 Post-AFVR	-- / 26.74	0.00

12430-RW01

Date	Depth to Free-Product / Depth to Water	Free-Product Thickness (Feet)
05/14/2018 Pre-AFVR	23.30 / 27.89	4.59
05/18/2018 Post-AFVR	25.31 / 25.81	0.50
01/13/2020 Pre-AFVR	22.45 / 24.64	2.19
01/17/2020 Post-AFVR	-- / 25.94	0.00
02/08/2021 Pre-AFVR	-- / 21.13	0.00
02/12/2021 Post-AFVR	-- / 25.72	0.00
03/22/2021 Pre-AFVR	-- / 19.63	0.00
03/25/2021 Post-AFVR	-- / 26.07	0.00

Groundwater Monitoring Well

N

Title	Well Location Map
Project	Westside Quick Stop (UST Permit #12430) 821 West Parker Road Greenville, South Carolina Greenville County
Date	04/14/2021
Job No.	J20-977a

petra-tech ENVIRONMENTAL, LLC ENGINEERS & CONSULTANTS

Figure No. 2

WESTSIDE QUICK STOP – UST PERMIT #12430
LONG-TERM AFVR/MMPE EVENTS

ATTACHMENT A

AFVR / MMPE Field Measurements & Emissions Calculations

Westside Quick Stop - UST Permit #12430

12430-MW24, 12430-RW01, & 12430-RW02

		Extraction Wells						Radius of Influence Monitoring				Emissions Field Measurements								Emission Calculations								
		MW24		RW01		RW02		MW21		MW25																		
Date	Time	Stinger Depth (feet)	Vacuum (in. HG)	Stinger Depth (feet)	Vacuum (in. HG)	Stinger Depth (feet)	Vacuum (in. HG)	Vacuum (in. H2O)	Depth to Water (ft BTOC)	Vacuum (in. H2O)	Depth to Water (ft BTOC)	System Vacuum (in. HG)	Effluent Velocity (ft/min)	Pipe Diameter (in)	Effluent Temp. (F)	Relative Humidity (%)	Vapor Conc. Pre-Treatment (ppm)	Vapor Conc. Post Treatment (ppm)	Elapsed Time (hours)	Q_{std} (DSCFM)	PPM_d	PPM_c	K	C_{cm} (mg/dsm3)	C_c (lb/dscf)	PMR_c (lb/hr)	PMR_g (lb/hr)	PMR_g (gal/hr)
2/8/2021	1100	21.0	14.0	21.5	15.0	21.5	14.0	0.0	21.14	0.0	21.79	22.0	2,603	2	103.6	49.9	2603	14.2	0.0	42.93	3,225.53	12,902.11	4	6,437.65	4.02E-04	1.0353	1.1982	0.1917
	1130	21.5	15.0	22.0	15.0	22.0	14.0	-	-	-	-	23.0	2,716	2	109.9	40.3	2716	13.6	0.5	44.30	3,365.55	13,462.21	4	6,717.12	4.19E-04	1.1147	1.2900	0.2064
	1200	22.0	15.0	22.5	15.0	22.5	14.0	-	-	-	-	23.0	2,689	2	140.6	37.7	2689	15.3	1.0	41.62	3,332.09	13,328.38	4	6,650.35	4.15E-04	1.0368	1.1999	0.1920
	1230	22.5	15.0	23.0	15.5	23.0	14.5	-	-	-	-	23.0	2,996	2	160.2	35.6	2996	15.1	1.5	44.91	3,712.52	14,850.06	4	7,409.61	4.63E-04	1.2464	1.4424	0.2308
	1300	23.0	15.0	23.5	15.0	23.5	14.5	0.0	21.23	0.0	21.88	23.0	3,106	2	181.3	37.8	3106	20.4	2.0	45.02	3,848.82	15,395.29	4	7,681.66	4.80E-04	1.2955	1.4993	0.2399
	1330	23.5	18.0	24.0	18.5	24.0	17.0	-	-	-	-	22.0	3,047	2	193.6	36.7	3047	18.7	2.5	43.34	3,775.71	15,102.85	4	7,535.74	4.70E-04	1.2233	1.4157	0.2265
	1400	24.0	18.5	24.5	18.0	24.5	17.5	-	-	-	-	22.0	2,976	2	200.4	39.5	2976	14.3	3.0	41.89	3,687.73	14,750.93	4	7,360.14	4.59E-04	1.1549	1.3366	0.2139
	1430	24.5	18.5	25.0	18.0	25.0	17.0	-	-	-	-	22.0	3,186	2	203.4	40.5	3186	21.6	3.5	44.64	3,947.96	15,791.82	4	7,879.51	4.92E-04	1.3177	1.5250	0.2440
	1500	25.0	18.5	25.5	18.0	25.5	17.0	0.0	21.33	0.0	21.95	22.0	2,771	2	205.6	36.9	2771	18.8	4.0	38.70	3,433.71	13,734.82	4	6,853.14	4.28E-04	0.9935	1.1497	0.1840
	1530	25.5	18.5	26.0	18.5	26.0	17.5	-	-	-	-	22.0	2,902	2	208.8	37.4	2902	16.6	4.5	40.34	3,596.03	14,384.14	4	7,177.13	4.48E-04	1.0844	1.2550	0.2008
	1600	26.0	18.0	26.5	18.0	26.5	18.0	-	-	-	-	22.0	2,816	2	206.7	38.6	2816	21.4	5.0	39.26	3,489.47	13,957.87	4	6,964.44	4.35E-04	1.0243	1.1854	0.1897
	1630	26.5	18.0	27.0	18.0	27.0	17.5	-	-	-	-	22.0	2,891	2	210.1	35.2	2891	24.6	5.5	40.11	3,582.40	14,329.62	4	7,149.92	4.46E-04	1.0741	1.2431	0.1989
	1700	27.0	18.5	27.5	18.0	27.5	18.0	0.0	22.30	0.0	22.38	22.0	2,916	2	208.8	40.9	2916	22.8	6.0	40.53	3,613.38	14,453.53	4	7,211.75	4.50E-04	1.0949	1.2671	0.2027
	1730	27.5	18.0	28.0	18.5	28.0	18.0	-	-	-	-	22.0	2,993	2	211.8	39.0	2993	27.3	6.5	41.42	3,708.80	14,835.19	4	7,402.19	4.62E-04	1.1483	1.3290	0.2126
	1800	28.0	18.5	28.5	18.5	28.5	17.5	-	-	-	-	22.0	3,755	2	214.6	37.8	3255	23.1	7.0	51.74	4,033.46	16,133.83	4	8,050.16	5.03E-04	1.5603	1.8057	0.2889
	1830	28.5	19.0	29.0	18.0	29.0	18.0	-	-	-	-	22.0	3,040	2	209.1	38.7	3040	24.6	7.5	42.24	3,767.04	15,068.15	4	7,518.43	4.69E-04	1.1895	1.3766	0.2203
	1900	29.0	19.0	29.5	18.0	29.5	18.0	0.0	23.06	0.0	22.72	22.0	3,017	2	213.5	37.8	3019	19.9	8.0	41.64	3,741.02	14,964.06	4	7,466.49	4.66E-04	1.1646	1.3478	0.2157
	1930	29.5	18.5	30.0	18.5	30.0	18.0	-	-	-	-	22.0	2,910	2	206.9	40.3	2910	18.6	8.5	40.56	3,605.95	14,423.79	4	7,196.91	4.49E-04	1.0935	1.2655	0.2025
	2000	30.0	18.0	30.0	18.0	30.0	12.0	-	-	-	-	22.0	2,872	2	207.8	41.2	2872	18.7	9.0	39.98	3,558.86	14,235.44	4	7,102.93	4.43E-04	1.0637	1.2310	0.1970
	2030	30.0	18.0	30.0	18.0	30.0	17.5	-	-	-	-	22.0	2,969	2	206.5	39.5	2947	19.5	9.5	41.41	3,651.80	14,607.19	4	7,288.42	4.55E-04	1.1305	1.3084	0.2093
	2100	30.0	18.0	29.0	18.0	29.0	17.5	0.0	23.42	0.0	22.98	23.0	2,846	2	204.3	39.6	2969	20.1	10.0	39.83	3,679.06	14,716.23	4	7,342.83	4.58E-04	1.0954	1.2677	0.2028
	2130	29.0	18.0	29.0	19.0	29.0	17.5	-	-	-	-	23.0	3,125	2	202.8	38.5	3064	22.6	10.5	43.83	3,796.78	15,187.11	4	7,577.78	4.73E-04	1.2441	1.4398	0.2304
	2200	29.0	18.5	28.0	18.5	28.0	18.0	-	-	-	-	23.0	3,122	2	201.4	42.4	3172	23.6	11.0	43.88	3,930.61	15,722.43	4	7,844.88	4.90E-04	1.2894	1.4923	0.2388
	2230	28.0	18.0	28.0	18.5	28.0	18.0	-	-	-	-	23.0	3,615	2	202.4	40.5	3158	25.9	11.5	50.73	3,913.26	15,653.04	4	7,810.26	4.88E-04	1.4842	1.7177	0.2748
	2300	28.0	18.5	27.0	19.0	27.0	15.0	0.0	23.63	0.0	23.07	23.0	3,083	2	199.8	41.0	3083	24.8	12.0	43.44	3,820.32	15,281.29	4	7,624.77	4.76E-04	1.2406	1.4357	0.2297
	2330	26.5	18.5	27.0	19.0	27.0	12.0	-	-	-	-	23.0	3,061	2	199.2	42.6	3034	25.3	12.5	43.17	3,759.60	15,038.41	4	7,503.59	4.68E-04	1.2133	1.4041	0.2247
	2400	26.0	18.5	26.0	19.0	26.0	12.0	-	-	-	-	23.0	3,034	2	199.0	42.1	3012	26.7	13.0	42.80	3,732.34	14,929.37	4	7,449.18	4.65E-04	1.1942	1.3821	0.2211
No readings recorded between 2400 and 0800																												
2/9/2021	0800	25.0	18.0	25.0	18.5	25.0	18.5	0.0	23.71	0.0	23.17	22.0	2,489	2	190.3	26.7	2463	16.7	21.0	35.58	3,052.04	12,208.18	4	6,091.41	3.80E-04	0.8118	0.9395	0.1503
	0900	26.0	18.0	26.0	19.0	26.0	18.0	-	-	-	-	22.0	2,392	2	194.3	29.2	2102	20.8	22.0	33.98	2,604.71	10,418.84	4	5,198.60	3.25E-04	0.6618	0.7659	0.1225
	1000	26.0	18.0	26.0	19.0	26.0	18.5	0.0	23.72	0.0	23.17	22.0	2,416	2	193.8	28.4	2316	14.2	23.0	34.35	2,869.89	11,479.55	4	5,727.85	3.58E-04	0.7370	0.8530	0.1365
	1100	27.0	18.5	27.0	19.0	27.0	19.0	-	-	-	-	22.0	2,639	2	194.8	29.3	2507	21.7	24.0	37.46	3,106.57	12,426.27	4	6,200.23	3.87E-04	0.8701	1.0070	0.1611
	1200	27.0	18.5	27.0	19.0	27.0	19.0	0.0	23.73	0.0	23.19	22.0	2,648	2	194.8	28.5	2614	19.6	25.0	37.59	3,239.16	12,956.63	4	6,464.86	4.04E-04	0.9103	1.0535	0.1686
	1300	27.0	18.0	27.0	19.0	27.0	18.5	-	-	-	-	22.0	2,506	2	198.2	28.7	2392	13.9	26.0	35.39	2,964.06	11,856.26	4	5,915.81	3.69E-04	0.7843	0.9077	0.1452
	1400	28.0	18.0	28.0	19.0	28.0	18.5	0.0	23.73	0.0	23.20	22.0	2,547	2	199.6	29.4	2516	18.6	27.0	35.90	3,117.72	12,470.88	4	6,222.49	3.88E-04	0.8367	0.9683	0.1549
	1500	28.0	18.5	28.0	19.0	28.0	18.0	-	-	-	-	22.0	2,602	2	197.6	29.7	2506	19.8	28.0	36.78	3,105.33	12,421.31	4	6,197.76	3.87E-04	0.8539	0.9882	0.1581
	1600	28.0	18.5	28.0	19.0	28.0	18.0	0.0	23.73	0.0	23.20	22.0	2,648	2	196.8	29.5	2684	20.5	29.0	37.48	3,325.90	13,303.59	4	6,637.98	4.14E-04	0.9319	1.0785	0.1726
	1700	29.0	18.0	29.0	19.0	29.0	18.0	-	-	-	-	22.0	2,587	2	194.3	30.1	2782	21.4	30.0	36.75	3,447.34	13,789.34	4	6,880.35	4.30E-04	0.9473	1.0963	0.1754
	1800	29.0	18.0	29.0	19.0	29.0	18.0	0.0	23.74	0.0	23.21	22.0	2,649	2	190.4	29.8	2865	26.4	31.0	37.86	3,550.19	14,200.74	4	7,085.62	4.42E-04	1.0049	1.1630	0.1861
	1900	29.0	18.0	29.0	19.0	29.0	18.0	-	-	-	-	22.0	2,631	2	198.7	28.6	2808	25.7	32.0	37.13	3,479.55	13,918.22	4	6,944.65	4.34E-04	0.9659	1.1178	0.1789
	2000	29.0	18.5	29.0	18.5	29.0	18.0	0.0	23.74	0.0	23.21	22.0	2,594	2	194.6	26.5	2865	25.0	33.0	36.84	3,550.19	14,200.74	4	7,085.62	4.42E-04	0.9777	1.1315	0.1810
	2100	30.0	18.0	30.0	18.5	30.0	18.5	-	-	-	-	22.0	2,498	2	193.3	29.2	2891	24.8	34.0	35.54	3,582.40	14,329.62	4	7,149.92	4.46E-04	0.9520	1.1017	0.1763
	2200	30.0	18.0	30.0	19.0	30.0	18.5	0.0	23.75	0.0	23.22	22.0	2,647	2	191.5	30.5	2945	26.5	35.0	37.77	3,649.32	14,597.27	4	7,283.48	4.55E-04	1.0304	1.1925	0.1908
	2300	30.0	17.5	30.0	19.0	30.0	18.5	-	-	-	-	22.0	2,703	2	190.8	30.6	2906	28.1	36.0	38.61	3,600.99	14,403.97	4	7,187.02	4.49E-04	1.0394	1.2029	0.1925
	2400	30.0	17.5	30.0	19.0	30.0	18.5	0.0	23.74	0.0	23.21	22.0	2,943	2	189.3	30.4	2954	29.6	37.0	42.13	3,660.47	14,641.88	4	7,305.73	4.56E-04	1.1531	1.3344	0.2135
No readings recorded between 2400 and 0800																												

		Extraction Wells						Radius of Influence Monitoring				Emissions Field Measurements								Emission Calculations								
		MW24		RW01		RW02		MW21		MW25																		
Date	Time	Stinger Depth (feet)	Vacuum (in. HG)	Stinger Depth (feet)	Vacuum (in. HG)	Stinger Depth (feet)	Vacuum (in. HG)	Vacuum (in. H2O)	Depth to Water (ft BTOC)	Vacuum (in. H2O)	Depth to Water (ft BTOC)	System Vacuum (in. HG)	Effluent Velocity (ft/min)	Pipe Diameter (in)	Effluent Temp. (F)	Relative Humidity (%)	Vapor Conc. Pre-Treatment (ppm)	Vapor Conc. Post Treatment (ppm)	Elapsed Time (hours)	Q_{std} (DSCFM)	PPM_d	PPM_c	K	C_{cm} (mg/dsm3)	C_c (lb/dscf)	PMR_c (lb/hr)	PMR_g (lb/hr)	PMR_g (gal/hr)
2/10/2021	0800	30.0	18.0	30.0	18.0	30.0	19.0	0.0	23.82	0.0	23.27	22.0	2,618	2	188.3	31.3	2,107	31.3	45.0	37.54	2,610.90	10,443.62	4	5,210.96	3.25E-04	0.7327	0.8480	0.1357
	1000	30.0	18.0	30.0	18.0	30.0	19.0	0.0	23.82	0.0	23.89	22.0	2,688	2	189.7	30.7	2,248	37.2	47.0	38.46	2,785.63	11,142.50	4	5,559.68	3.47E-04	0.8010	0.9269	0.1483
	1200	29.0	18.0	29.0	17.5	29.0	18.5	0.0	23.83	0.0	23.30	22.0	2,593	2	194.8	28.6	2,487	33.6	49.0	36.81	3,081.78	12,327.14	4	6,150.77	3.84E-04	0.8481	0.9815	0.1570
	1400	29.0	18.5	29.0	18.0	29.0	19.0	0.0	23.84	0.0	23.29	22.0	2,642	2	196.7	29.4	2,516	34.8	51.0	37.40	3,117.72	12,470.88	4	6,222.49	3.88E-04	0.8717	1.0088	0.1614
	1600	28.0	18.0	28.0	18.0	28.0	19.0	0.0	23.83	0.0	23.31	22.0	2,618	2	194.1	29.3	2,702	38.9	53.0	37.21	3,348.20	13,392.81	4	6,682.50	4.17E-04	0.9313	1.0778	0.1725
	1800	28.0	17.5	28.0	17.5	28.0	19.0	0.0	23.84	0.0	23.31	22.0	2,701	2	195.3	30.1	2,814	41.2	55.0	38.32	3,486.99	13,947.96	4	6,959.49	4.34E-04	0.9989	1.1560	0.1850
	2000	27.0	18.0	27.0	18.0	27.0	18.5	0.0	23.85	0.0	23.32	22.0	2,455	2	193.7	27.6	2,743	34.6	57.0	34.91	3,399.01	13,596.03	4	6,783.90	4.24E-04	0.8871	1.0267	0.1643
	2200	27.0	17.5	27.0	18.0	27.0	19.0	0.0	23.86	0.0	23.33	22.0	2,464	2	191.6	28.2	2,706	48.7	59.0	35.15	3,353.16	13,412.64	4	6,692.39	4.18E-04	0.8812	1.0198	0.1632
	2400	28.0	18.0	28.0	17.5	28.0	19.0	0.0	23.86	0.0	23.33	22.0	2,571	2	189.3	30.7	2,642	50.3	61.0	36.81	3,273.85	13,095.42	4	6,534.11	4.08E-04	0.9009	1.0426	0.1668
No readings recorded between 2400 and 0800																												
2/11/2021	0800	28.0	17.5	28.0	18.0	28.0	18.0	0.0	23.90	0.0	23.36	22.0	2,632	2	183.7	31.3	2,482	46.2	69.0	38.01	3,075.59	12,302.35	4	6,138.40	3.83E-04	0.8740	1.0114	0.1618
	1000	29.0	18.0	29.0	18.0	29.0	18.5	0.0	23.90	0.0	23.35	22.0	2,619	2	190.1	29.8	2,393	48.1	71.0	37.45	2,965.30	11,861.21	4	5,918.29	3.69E-04	0.8302	0.9608	0.1537
	1200	29.0	18.0	29.0	18.0	29.0	19.0	0.0	23.91	0.0	23.36	22.0	2,572	2	192.3	28.6	2,216	46.7	73.0	36.65	2,745.97	10,983.89	4	5,480.54	3.42E-04	0.7525	0.8708	0.1393
	1400	30.0	18.5	30.0	19.0	30.0	19.0	0.0	23.91	0.0	23.36	22.0	2,662	2	190.3	29.4	2,286	49.9	75.0	38.05	2,832.71	11,330.86	4	5,653.66	3.53E-04	0.8059	0.9326	0.1492
	1600	30.0	19.0	30.0	18.5	30.0	18.5	0.0	23.91	0.0	23.36	22.0	2,745	2	196.8	28.7	2,314	42.1	77.0	38.85	2,867.41	11,469.64	4	5,722.91	3.57E-04	0.8328	0.9639	0.1542
	1800	29.0	18.0	29.0	18.0	29.0	18.5	0.0	23.90	0.0	23.37	22.0	2,721	2	194.8	29.9	2,367	46.6	79.0	38.63	2,933.09	11,732.34	4	5,853.99	3.65E-04	0.8471	0.9803	0.1568
	2000	29.0	18.5	29.0	19.0	29.0	19.0	0.0	23.91	0.0	23.37	22.0	2,653	2	192.6	30.1	2,319	48.1	81.0	37.79	2,873.61	11,494.42	4	5,735.27	3.58E-04	0.8119	0.9396	0.1503
	2200	28.0	18.0	28.0	19.0	28.0	19.0	0.0	23.91	0.0	23.37	22.0	2,490	2	190.1	29.1	2,371	44.4	83.0	35.61	2,938.04	11,752.17	4	5,863.88	3.66E-04	0.7821	0.9051	0.1448
	2400	28.0	18.0	28.0	19.5	28.0	19.5	0.0	23.91	0.0	23.37	22.0	2,861	2	191.6	30.3	2,468	44.2	85.0	40.82	3,058.24	12,232.96	4	6,103.78	3.81E-04	0.9332	1.0800	0.1728
No readings recorded between 2400 and 0800																												
2/12/2021	0800	27.0	19.0	27.0	18.0	27.0	19.0	0.0	23.93	0.0	23.40	22.0	2,437	2	189.9	31.0	2,162	21.8	93.0	34.86	2,679.06	10,716.23	4	5,346.99	3.34E-04	0.6982	0.8080	0.1293
	1000	27.0	19.0	27.0	18.0	27.0	19.5	0.0	23.93	0.0	23.40	22.0	2,544	2	192.7	31.7	2,202	28.9	95.0	36.23	2,728.62	10,914.50	4	5,445.91	3.40E-04	0.7391	0.8554	0.1369
	1100	27.0	19.0	27.0	18.0	27.0	19.5	0.0	23.93	0.0	23.40	22.0	2,644	2	194.6	29.5	2,214	26.4	96.0	37.55	2,743.49	10,973.98	4	5,475.59	3.42E-04	0.7701	0.8913	0.1426
										Average Values		22.2	2,771	2	193.0	33.7	2,708	27.3	--	39.89	3,465.53	13,862.10	4.00	6916.65	0.000432	1.0334	1.1960	0.1914
												B_{ws}	0.193	B_{wsw}	0.195													

Total Pounds of Carbon (emissions)	**99.2077**
Total Pounds of Gasoline (as emissions)	**114.8134**
Total Gallons of Gasoline (as emissions)	**18.3701**

NOTES:

inches of Hg - inches of mercury

ppm - parts per million

Q_{std} - flow at DSCFM

DSCFM - Dry Standard Cubic Feet per Minute

PPM_d - "dry" concentration

PPM_c - volumetric concentration of VOC emissions as carbon, dry basis, at STP

K - number of carbons in calibration gas

C_{cm} - mass concentration of VOC emissions as carbon

PMR_c - pollutant mass removal of VOCs as carbon

PMR_g - pollutant mass removal of VOCs as gasoline

B_{wsw} - lb of water per lb of dry air

B_{ws} - water vapor % by volume

Extraction Well Information					
Extraction Well ID	**Time**	**Depth to Free-Product (feet BTOC)**	**Depth to Water (feet BTOC)**	**Screened Interval Depth (feet)**	**Target Stinger Depth (feet)**
MW24	Initial	--	20.74	25-35	30
	Post	--	24.68		
RW01	Initial	--	21.13	20-40	30
	Post	--	25.72		
RW02	Initial	20.68	21.13	17-37	30
	Post	--	26.23		

WESTSIDE QUICK STOP – UST PERMIT #12430
LONG-TERM AFVR/MMPE EVENTS

ATTACHMENT B

AFVR / MMPE Field Measurements & Emissions Calculations

Westside Quick Stop - UST Permit #12430

12430-MW24, 12430-RW01, & 12430-RW02

		Extraction Wells						Radius of Influence Monitoring				Emissions Field Measurements								Emission Calculations								
		MW24		RW01		RW02		MW21		MW25		System Vacuum	Effluent Velocity	Pipe Diameter	Effluent Temp.	Relative Humidity	Vapor Conc. Pre-Treatment	Vapor Conc. Post Treatment	Elapsed Time	Q_{std}	PPM_d	PPM_c	K	C_{cm}	C_c	PMR_c	PMR_g	PMR_g
Date	Time	Stinger Depth (feet)	Vacuum (in. HG)	Stinger Depth (feet)	Vacuum (in. HG)	Stinger Depth (feet)	Vacuum (in. HG)	Vacuum (in. H2O)	Depth to Water (ft BTOC)	Vacuum (in. H2O)	Depth to Water (ft BTOC)	(in. HG)	(ft/min)	(in)	(F)	(%)	(ppm)	(ppm)	(hours)	(DSCFM)				(mg/dsm3)	(lb/dscf)	(lb/hr)	(lb/hr)	(gal/hr)
3/22/2021	1030	20.0	14.0	20.5	16.0	20.0	14.0	0.0	20.07	0.0	20.57	20.0	2,387	2	116.7	30.3	1807	14.0	0.0	41.05	2,098.72	8,394.89	4	4,188.73	2.62E-04	0.6441	0.7454	0.1193
	1100	20.5	18.0	21.0	18.0	20.5	16.0	-	-	-	-	21.0	2,492	2	142.7	28.5	2014	16.8	0.5	41.01	2,339.14	9,356.56	4	4,668.56	2.91E-04	0.7171	0.8299	0.1328
	1130	21.0	19.0	21.5	20.0	21.0	17.0	-	-	-	-	21.0	2,607	2	168.5	26.7	2163	20.4	1.0	41.14	2,512.20	10,048.78	4	5,013.95	3.13E-04	0.7727	0.8942	0.1431
	1200	21.5	18.0	22.0	19.0	21.5	16.0	-	-	-	-	21.0	2,543	2	183.9	27.2	2091	25.8	1.5	39.17	2,428.57	9,714.29	4	4,847.05	3.03E-04	0.7112	0.8230	0.1317
	1230	22.0	18.0	22.5	20.0	22.0	17.0	-	-	-	-	21.0	2,717	2	182.4	26.5	2306	18.6	2.0	41.95	2,678.28	10,713.12	4	5,345.44	3.34E-04	0.8399	0.9720	0.1555
	1300	22.5	18.0	23.0	19.0	22.5	17.0	0.0	20.51	0.0	20.74	21.0	2,658	2	186.3	25.8	2517	27.7	2.5	40.79	2,923.34	11,693.38	4	5,834.54	3.64E-04	0.8914	1.0317	0.1651
	1330	23.0	19.0	23.5	19.0	23.0	16.0	-	-	-	-	21.0	2,420	2	185.6	27.2	2462	26.3	3.0	37.18	2,859.47	11,437.86	4	5,707.05	3.56E-04	0.7948	0.9198	0.1472
	1400	23.5	18.0	24.0	20.0	23.5	17.0	-	-	-	-	22.0	2,617	2	188.1	24.6	2506	19.6	3.5	40.05	2,910.57	11,642.28	4	5,809.05	3.63E-04	0.8714	1.0085	0.1614
	1430	24.0	17.0	24.5	20.0	24.0	17.0	-	-	-	-	22.0	2,592	2	187.3	25.1	2398	28.1	4.0	39.71	2,785.13	11,140.53	4	5,558.70	3.47E-04	0.8269	0.9570	0.1531
	1500	24.5	18.0	25.0	20.0	24.5	17.0	0.0	20.99	0.0	20.95	22.0	243	2	190.2	25.4	2574	31.4	4.5	3.71	2,989.55	11,958.19	4	5,966.67	3.72E-04	0.0828	0.0959	0.0153
	1530	25.0	18.0	25.5	20.0	25.0	18.0	-	-	-	-	22.0	2,604	2	193.0	26.3	2600	38.0	5.0	39.55	3,019.74	12,078.98	4	6,026.94	3.76E-04	0.8929	1.0333	0.1653
	1600	25.5	17.0	26.0	20.0	25.5	18.0	-	-	-	-	22.0	2,638	2	194.7	28.0	2515	35.5	5.5	39.96	2,921.02	11,684.09	4	5,829.91	3.64E-04	0.8727	1.0100	0.1616
	1630	26.0	18.0	26.5	20.0	26.0	18.0	-	-	-	-	22.0	2,441	2	197.5	27.1	2936	40.9	6.0	36.82	3,409.99	13,639.95	4	6,805.81	4.25E-04	0.9387	1.0863	0.1738
	1700	26.5	18.0	27.0	19.0	26.5	18.0	0.0	21.39	0.0	20.93	22.0	2,736	2	196.9	28.9	2759	40.5	6.5	41.31	3,204.41	12,817.65	4	6,395.51	3.99E-04	0.9896	1.1453	0.1832
	1730	27.0	19.0	27.5	20.0	27.0	18.0	-	-	-	-	23.0	2,690	2	196.5	31.5	2830	42.0	7.0	40.64	3,286.88	13,147.50	4	6,560.10	4.10E-04	0.9986	1.1557	0.1849
	1800	27.5	19.0	28.0	20.0	27.5	18.0	-	-	-	-	23.0	2,417	2	194.1	31.4	2872	42.4	7.5	36.65	3,335.66	13,342.62	4	6,657.45	4.16E-04	0.9139	1.0577	0.1692
	1830	28.0	19.0	28.5	20.0	28.0	18.0	-	-	-	-	23.0	2,683	2	191.3	33.0	2789	39.1	8.0	40.86	3,239.26	12,957.03	4	6,465.06	4.04E-04	0.9894	1.1451	0.1832
	1900	28.5	19.0	29.0	20.0	28.5	16.0	0.0	21.50	0.0	20.98	23.0	2,641	2	190.5	32.5	2914	44.2	8.5	40.27	3,384.44	13,537.75	4	6,754.81	4.22E-04	1.0188	1.1791	0.1887
	1930	29.0	18.0	29.5	19.0	29.0	16.0	-	-	-	-	22.0	2,682	2	187.4	33.3	2916	44.3	9.0	41.09	3,386.76	13,547.04	4	6,759.45	4.22E-04	1.0403	1.2040	0.1926
	2000	29.5	18.0	30.0	19.0	29.5	18.0	-	-	-	-	22.0	2,785	2	189.6	36.5	2946	46.5	9.5	42.52	3,421.60	13,686.41	4	6,828.99	4.26E-04	1.0877	1.2588	0.2014
	2030	30.0	19.0	30.0	20.0	30.0	18.0	-	-	-	-	22.0	2,708	2	186.0	35.6	2994	45.8	10.0	41.58	3,477.35	13,909.41	4	6,940.26	4.33E-04	1.0808	1.2509	0.2001
	2100	30.0	19.0	30.0	20.0	30.0	18.0	0.0	21.50	0.0	21.06	22.0	2,645	2	184.5	36.4	2875	43.5	10.5	40.70	3,339.14	13,356.56	4	6,664.41	4.16E-04	1.0161	1.1759	0.1881
	2130	30.0	19.0	30.0	20.0	30.0	17.0	-	-	-	-	22.0	2,491	2	185.9	35.8	2871	42.0	11.0	38.25	3,334.49	13,337.98	4	6,655.14	4.15E-04	0.9535	1.1035	0.1766
	2200	29.0	19.0	29.0	20.0	29.0	17.0	-	-	-	-	22.0	2,594	2	186.5	34.9	2946	46.2	11.5	39.79	3,421.60	13,686.41	4	6,828.99	4.26E-04	1.0180	1.1781	0.1885
	2230	29.0	19.0	29.0	20.0	29.0	18.0	-	-	-	-	22.0	2,554	2	186.3	34.5	2903	45.5	12.0	39.19	3,371.66	13,486.64	4	6,729.31	4.20E-04	0.9879	1.1433	0.1829
	2300	28.0	18.0	28.0	20.0	28.0	18.0	0.0	21.53	0.0	21.16	22.0	2,614	2	184.6	35.8	2894	43.2	12.5	40.22	3,361.21	13,444.83	4	6,708.45	4.19E-04	1.0107	1.1696	0.1871
	2330	28.0	18.0	28.0	20.0	28.0	18.0	-	-	-	-	22.0	2,616	2	184.7	35.1	2842	41.7	13.0	40.24	3,300.81	13,203.25	4	6,587.91	4.11E-04	0.9931	1.1493	0.1839
	2400	27.0	18.0	27.0	20.0	27.0	18.0	-	-	-	-	22.0	2,603	2	189.6	36.2	2864	40.5	13.5	39.74	3,326.36	13,305.46	4	6,638.91	4.14E-04	0.9883	1.1438	0.1830
No readings recorded between 2400 and 0800																												
3/22/2021	0800	27.0	19.0	27.0	19.0	27.0	18.5	0.0	21.59	0.0	21.02	22.0	2,602	2	186.4	31.6	2672	51.7	21.5	39.92	3,103.37	12,413.47	4	6,193.84	3.87E-04	0.9263	1.0720	0.1715
	0900	27.0	19.5	27.0	19.5	27.0	18.0	-	-	-	-	22.0	2,548	2	188.3	29.8	2581	42.8	22.5	38.98	2,997.68	11,990.71	4	5,982.90	3.74E-04	0.8736	1.0110	0.1618
	1000	28.0	19.5	28.0	19.5	28.0	18.5	0.0	21.49	0.0	21.02	22.0	2,496	2	182.2	28.7	2682	44.3	23.5	38.55	3,114.98	12,459.93	4	6,217.02	3.88E-04	0.8977	1.0389	0.1662
	1100	28.0	20.0	28.0	19.5	28.0	18.5	-	-	-	-	22.0	2,648	2	184.3	29.4	2684	49.2	24.5	40.76	3,117.31	12,469.22	4	6,221.66	3.88E-04	0.9500	1.0994	0.1759
	1200	29.0	19.5	29.0	19.0	29.0	18.0	0.0	21.41	0.0	21.03	22.0	2,573	2	188.7	28.9	2496	46.2	25.5	39.34	2,898.95	11,595.82	4	5,785.87	3.61E-04	0.8526	0.9867	0.1579
	1300	29.0	19.5	29.0	19.0	29.0	18.0	-	-	-	-	22.0	2,641	2	189.6	29.6	2695	43.7	26.5	40.32	3,130.08	12,520.33	4	6,247.16	3.90E-04	0.9436	1.0920	0.1747
	1400	30.0	19.0	30.0	19.0	30.0	18.0	0.0	21.32	0.0	21.01	22.0	2,588	2	189.9	27.6	2562	45.2	27.5	39.50	2,975.61	11,902.44	4	5,938.86	3.71E-04	0.8786	1.0168	0.1627
	1500	30.0	19.0	30.0	19.0	30.0	18.0	-	-	-	-	22.0	2,648	2	190.2	25.3	2648	42.5	28.5	40.39	3,075.49	12,301.97	4	6,138.21	3.83E-04	0.9287	1.0748	0.1720
	1600	30.0	19.0	30.0	19.0	30.0	19.0	0.0	21.35	0.0	20.92	22.0	2,515	2	191.6	27.2	2646	40.1	29.5	38.28	3,073.17	12,292.68	4	6,133.57	3.83E-04	0.8795	1.0179	0.1629
	1700	30.0	19.0	30.0	19.0	30.0	19.0	-	-	-	-	22.0	2,530	2	194.3	29.4	2945	40.4	30.5	38.35	3,420.44	13,681.77	4	6,826.67	4.26E-04	0.9807	1.1349	0.1816
	1800	29.0	19.0	29.0	19.5	29.0	18.5	0.0	21.32	0.0	20.98	22.0	2,481	2	190.3	25.9	2533	39.5	31.5	37.84	2,941.93	11,767.71	4	5,871.63	3.67E-04	0.8322	0.9631	0.1541
	1900	29.0	19.0	29.0	19.5	29.0	18.5	-	-	-	-	22.0	2,561	2	190.1	25.6	2641	35.8	32.5	39.07	3,067.36	12,269.45	4	6,121.98	3.82E-04	0.8960	1.0369	0.1659
	2000	28.0	18.0	28.0	19.0	28.0	18.5	0.0	21.30	0.0	20.32	22.0	2,572	2	188.4	28.1	2417	36.0	33.5	39.34	2,807.20	11,228.80	4	5,602.74	3.50E-04	0.8257	0.9555	0.1529
	2100	28.0	18.0	28.0	19.0	28.0	18.5	-	-	-	-	22.0	2,641	2	189.5	29.4	2589	33.2	34.5	40.33	3,006.97	12,027.87	4	6,001.44	3.75E-04	0.9066	1.0492	0.1679
	2200	27.0	19.5	27.0	19.0	27.0	18.0	0.0	21.29	0.0	20.96	22.0	2,636	2	187.9	30.5	2391	38.4	35.5	40.35	2,777.00	11,108.01	4	5,542.47	3.46E-04	0.8377	0.9695	0.1551
	2300	27.0	19.5	27.0	19.0	27.0	18.0	-	-	-	-	22.0	2,641	2	189.5	32.5	2584	46.2	36.5	40.33	3,001.16	12,004.65	4	5,989.85	3.74E-04	0.9048	1.0472	0.1675
	2400	28.0	19.0	28.0	19.0	28.0	18.0	0.0	21.29	0.0	20.96	22.0	2,555	2	187.7	31.0	2946	40.2	37.5	39.12	3,421.60	13,686.41	4	6,828.99	4.26E-04	1.0008	1.1582	0.1853
No readings recorded between 2400 and 0800																												

		Extraction Wells						Radius of Influence Monitoring				Emissions Field Measurements								Emission Calculations								
		MW24		RW01		RW02		MW21		MW25		System Vacuum	Effluent Velocity	Pipe Diameter	Effluent Temp.	Relative Humidity	Vapor Conc. Pre-Treatment	Vapor Conc. Post Treatment	Elapsed Time	Q_{std}	PPM_d	PPM_c	K	C_{cm}	C_c	PMR_c	PMR_g	PMR_g
Date	Time	Stinger Depth (feet)	Vacuum (in. HG)	Stinger Depth (feet)	Vacuum (in. HG)	Stinger Depth (feet)	Vacuum (in. HG)	Vacuum (in. H2O)	Depth to Water (ft BTOC)	Vacuum (in. H2O)	Depth to Water (ft BTOC)	(in. HG)	(ft/min)	(in)	(F)	(%)	(ppm)	(ppm)	(hours)	(DSCFM)				(mg/dsm3)	(lb/dscf)	(lb/hr)	(lb/hr)	(gal/hr)
3/23/2021	0800	28.0	19.0	28.0	18.5	28.0	18.0	0.0	21.39	0.0	21.04	22.0	2,619	2	185.4	30.8	2,148	68.7	45.5	40.25	2,494.77	9,979.09	4	4,979.18	3.11E-04	0.7506	0.8687	0.1390
	1000	29.0	19.0	29.0	19.0	29.0	18.0	0.0	21.41	0.0	21.05	22.0	2,581	2	186.7	29.2	2,263	61.8	47.5	39.58	2,628.34	10,513.36	4	5,245.76	3.27E-04	0.7778	0.9001	0.1440
	1200	30.0	19.0	30.0	19.0	30.0	18.5	0.0	21.42	0.0	21.05	22.0	2,648	2	185.4	27.1	2,406	73.4	49.5	40.69	2,794.43	11,177.70	4	5,577.24	3.48E-04	0.8501	0.9838	0.1574
	1400	30.0	19.0	30.0	18.5	30.0	18.0	0.0	21.45	0.0	21.07	22.0	2,531	2	187.2	27.8	2,382	77.0	51.5	38.79	2,766.55	11,066.20	4	5,521.61	3.45E-04	0.8022	0.9284	0.1485
	1600	30.0	19.0	30.0	19.0	30.0	18.0	0.0	21.47	0.0	21.09	22.0	2,931	2	191.3	27.6	2,415	76.8	53.5	44.63	2,804.88	11,219.51	4	5,598.10	3.49E-04	0.9359	1.0832	0.1733
	1800	30.0	19.5	30.0	19.5	30.0	18.0	0.0	21.50	0.0	21.11	22.0	2,606	2	194.5	28.0	2,163	71.3	55.5	39.49	2,512.20	10,048.78	4	5,013.95	3.13E-04	0.7417	0.8583	0.1373
	2000	29.0	19.0	29.0	18.5	29.0	18.0	0.0	21.52	0.0	21.13	22.0	2,680	2	190.1	22.5	2,230	74.1	57.5	40.89	2,590.01	10,360.05	4	5,169.26	3.23E-04	0.7917	0.9162	0.1466
	2200	28.0	19.0	28.0	19.0	28.0	18.5	0.0	21.56	0.0	21.15	22.0	2,615	2	186.1	29.1	2,391	73.9	59.5	40.14	2,777.00	11,108.01	4	5,542.47	3.46E-04	0.8334	0.9645	0.1543
	2400	28.0	19.0	28.0	19.0	28.0	18.5	0.0	21.58	0.0	21.18	22.0	2,572	2	185.0	29.3	2,342	75.6	61.5	39.55	2,720.09	10,880.37	4	5,428.89	3.39E-04	0.8042	0.9308	0.1489
No readings recorded between 2400 and 0800																												
3/24/2021	0800	28.0	18.0	28.0	19.0	28.0	19.0	0.0	21.78	0.0	21.27	22.0	2,548	2	187.2	33.7	2,206	87.2	69.5	39.05	2,562.14	10,248.55	4	5,113.63	3.19E-04	0.7479	0.8656	0.1385
	1000	29.0	18.5	29.0	18.5	29.0	19.0	0.0	21.78	0.0	21.28	22.0	2,617	2	188.9	29.3	2,312	88.3	71.5	40.00	2,685.25	10,741.00	4	5,359.34	3.35E-04	0.8030	0.9293	0.1487
	1200	29.0	19.0	29.0	19.0	29.0	18.0	0.0	21.79	0.0	21.28	22.0	2,487	2	190.6	32.1	2,214	90.7	73.5	37.91	2,571.43	10,285.71	4	5,132.17	3.20E-04	0.7288	0.8435	0.1350
	1400	30.0	19.0	30.0	19.0	30.0	18.0	0.0	21.79	0.0	21.28	22.0	2,676	2	189.9	30.7	2,787	82.1	75.5	40.84	3,236.93	12,947.74	4	6,460.42	4.03E-04	0.9883	1.1437	0.1830
	1600	30.0	19.0	30.0	18.5	30.0	18.5	0.0	21.79	0.0	21.28	22.0	2,601	2	187.7	28.6	2,456	87.6	77.5	39.83	2,852.50	11,409.99	4	5,693.14	3.55E-04	0.8494	0.9830	0.1573
	1800	29.0	18.5	29.0	18.5	29.0	18.0	0.0	21.79	0.0	21.29	22.0	2,588	2	185.3	29.7	2,302	93.9	79.5	39.78	2,673.64	10,694.54	4	5,336.16	3.33E-04	0.7951	0.9201	0.1472
	2000	29.0	16.0	29.0	19.0	29.0	18.0	0.0	21.82	0.0	21.30	22.0	2,630	2	184.2	34.0	2,318	92.7	81.5	40.49	2,692.22	10,768.87	4	5,373.25	3.35E-04	0.8150	0.9432	0.1509
	2200	28.0	19.0	28.0	19.0	28.0	18.5	0.0	21.82	0.0	21.30	22.0	2,632	2	183.2	35.4	2,263	91.3	83.5	40.58	2,628.34	10,513.36	4	5,245.76	3.27E-04	0.7975	0.9229	0.1477
	2400	28.0	19.0	28.0	18.5	28.0	18.0	0.0	21.81	0.0	21.30	22.0	2,598	2	182.7	35.8	2,259	87.0	85.5	40.09	2,623.69	10,494.77	4	5,236.49	3.27E-04	0.7864	0.9101	0.1456
No readings recorded between 2400 and 0800																												
3/25/2021	0800	28.0	18.0	28.0	19.0	28.0	18.5	0.0	21.84	0.0	21.36	22.0	2,564	2	184.6	34.2	2,171	94.6	93.5	39.45	2,521.49	10,085.95	4	5,032.50	3.14E-04	0.7437	0.8607	0.1377
	1000	28.0	18.5	28.0	19.5	28.0	19.0	0.0	21.84	0.0	21.37	22.0	2,489	2	185.6	32.7	2,684	95.6	95.5	38.24	3,117.31	12,469.22	4	6,221.66	3.88E-04	0.8911	1.0313	0.1650
	1030	28.0	18.0	28.0	19.5	28.0	19.0	0.0	21.84	0.0	21.37	22.0	2,648	2	185.9	36.8	2,564	90.2	96.0	40.66	2,977.93	11,911.73	4	5,943.49	3.71E-04	0.9052	1.0476	0.1676
										Average Values		21.9	2,563	2	186.2	30.2	2,547	52.1	--	39.26	3,001.59	12,006.37	4.00	5990.71	0.000374	0.8809	1.0195	0.1631
												B_{ws}	0.139	B_{wsw}	0.195													

Total Pounds of Carbon (emissions)	**84.5710**
Total Pounds of Gasoline (as emissions)	**97.8743**
Total Gallons of Gasoline (as emissions)	**15.6599**

NOTES:

inches of Hg - inches of mercury

ppm - parts per million

Q_{std} - flow at DSCFM

DSCFM - Dry Standard Cubic Feet per Minute

PPM_d - "dry" concentration

PPM_c - volumetric concentration of VOC emissions as carbon, dry basis, at STP

K - number of carbons in calibration gas

C_{cm} - mass concentration of VOC emissions as carbon

PMR_c - pollutant mass removal of VOCs as carbon

PMR_g - pollutant mass removal of VOCs as gasoline

B_{wsw} - lb of water per lb of dry air

B_{ws} - water vapor % by volume

Extraction Well Information					
Extraction Well ID	**Time**	**Depth to Free-Product (feet BTOC)**	**Depth to Water (feet BTOC)**	**Screened Interval Depth (feet)**	**Target Stinger Depth (feet)**
MW24	Initial	--	19.65	25-35	30
	Post	--	25.42		
RW01	Initial	--	19.63	20-40	30
	Post	--	26.07		
RW02	Initial	--	20.04	17-37	30
	Post	--	24.89		

WESTSIDE QUICK STOP – UST PERMIT #12430
LONG-TERM AFVR/MMPE EVENTS

ATTACHMENT C

Waste tracking Number JH21521 Petroleum Contact Water Disposal Volumes Spreadsheet

	Site Name	Location	UST Permit #	Description	Volume
1)	Westside Quick Stop	Greenville, SC	12430	AFVR Recovery Water	11483
2)					
3)					
4)					
5)					
6)					
7)					
8)					
9)					
10)					
11)					
12)					
13)					
14)					
15)					
				Total Disposal Volume	11483

NON-HAZARDOUS WASTE MANIFEST

1. Generator ID Number | 2. Page 1 of | 3. Emergency Response Phone | 4. Waste Tracking Number: JH21521

GENERATOR

5. Generator's Name and Mailing Address: Petra-Tech

Generator's Site Address (if different than mailing address): Westside Quick Stop, 821 West Parker Rd, Greenville SC 29611

Generator's Phone:

6. Transporter 1 Company Name: Blue Frog Reclamation — U.S. EPA ID Number

7. Transporter 2 Company Name — U.S. EPA ID Number

8. Designated Facility Name and Site Address: Blue Frog Reclamation, 15 Sulphur Springs Rd., Greenville, SC 29617 — U.S. EPA ID Number

Facility's Phone:

	9. Waste Shipping Name and Description	10. Containers No.	10. Containers Type	11. Total Quantity	12. Unit Wt./Vol.	
1.	Non Hazardous Non Regulated PCW			3800	gal	JH21121A 4,902gal
2.	Non Hazardous Non Regulated PCW			3800	gal	JH21221A 3,892gal
3.	Non Hazardous Non Regulated PCW			3000	gal	JH21521A 3179 gal
4.						

13. Special Handling Instructions and Additional Information

14. **GENERATOR'S/OFFEROR'S CERTIFICATION:** I hereby declare that the contents of this consignment are fully and accurately described above by the proper shipping name, and are classified, packaged, marked and labeled/placarded, and are in all respects in proper condition for transport according to applicable international and national governmental regulations.

Generator's/Offeror's Printed/Typed Name: * Timmy Slaugh | Signature: Timmy Slaughter | Month 2 | Day 15 | Year 21

INT'L

15. International Shipments ☐ Import to U.S. ☐ Export from U.S. Port of entry/exit:

Transporter Signature (for exports only): Date leaving U.S.:

TRANSPORTER

16. Transporter Acknowledgment of Receipt of Materials

Transporter 1 Printed/Typed Name: Jeff Hunter | Signature: Jeff Hunter | Month | Day | Year

Transporter 2 Printed/Typed Name | Signature | Month 2 | Day 15 | Year 21

DESIGNATED FACILITY

17. Discrepancy

17a. Discrepancy Indication Space ☐ Quantity ☐ Type ☐ Residue ☐ Partial Rejection ☐ Full Rejection

Manifest Reference Number:

17b. Alternate Facility (or Generator) — U.S. EPA ID Number

Facility's Phone:

17c. Signature of Alternate Facility (or Generator) | Month | Day | Year

18. Designated Facility Owner or Operator: Certification of receipt of materials covered by the manifest except as noted in Item 17a

Printed/Typed Name: Lauren Yockel | Signature: Lauren Yockel | Month 2 | Day 15 | Year 21

69-BLC-O 5 11977 (Rev. 9/09)

DESIGNATED FACILITY TO GENERATOR

10401452
TICKET NUMBER

CERTIFIED AUTOMATED TRUCK SCALE

CAT SCALE COMPANY
P.O. BOX 630
WALCOTT, IA 52773
(877) 228-7225
www.catscale.com

THE CAT SCALE GUARANTEE

The CAT Scale Company guarantees that our scales will give an accurate weight. What makes us different from other scale companies is that we back up our guarantee with cash.©

WEIGH WHAT WE SAY OR WE PAY©

If you get an overweight fine from the state **AFTER** one of our CAT Scales showed a legal weight, we will immediately check our scale and we will:

(1) Reimburse you for the cost of the overweight fine if our scale is wrong, **OR**
(2) A representative of CAT Scale Company will appear in court **WITH** the driver as an expert witness if we believe our scale was correct.

WEIGH FASTER WITH OUR APP. FIND OUT MORE AT WEIGHMYTRUCK.COM

IF YOU SHOULD GET AN OVERWEIGHT FINE, YOU SHOULD DO THE FOLLOWING TO GET THE PROBLEM RESOLVED:

1) Post bond and request a court date.
2) Call CAT Scale Company direct 24 hours a day at 1-877-CAT-SCALE, ext. 7 (Toll Free) or visit www.catscaleguarantee.com for instructions.
3) **IMMEDIATELY** send a copy of the citation, CAT Scale Ticket, your name, company, address, and phone number to CAT Scale Company Attn: Guarantee Department.

* The four weights shown below are separate weights. The GROSS WEIGHT is the CERTIFIED WEIGHT and was weighed on a full length platform scale. All weights are guaranteed by CAT Scale.

DATE: 2-11-21

09:58
10401452

SCALE: 745
LOCATION: PILOT
I 85 EXIT35
PIEDMONT SC

PUBLIC WEIGHMASTER'S CERTIFICATE OF WEIGHT & MEASURE

SOUTH CAROLINA PUBLIC WEIGHER ERIC WOODWORTH

STEER AXLE	00 lb
DRIVE AXLE	18960 lb
TRAILER AXLE	49940 lb
*GROSS WEIGHT	68900 lb

This is to certify that the following described merchandise was weighed, counted, or measured by a public or deputy weighmaster, and when properly signed and sealed shall be prima facia evidence of the accuracy of the weight shown as prescribed by law.

LIVESTOCK, PRODUCE, PROPERTY, COMMODITY, OR ARTICLE WEIGHED: FREIGHT ALL KINDS

COMPANY: BLUE FROG — TRACTOR #: 1 — TRAILER #: 0

FEE: $12.00 — WEIGHMASTER OR WEIGHER SIGNATURE: [signature] — TICKET # OF FULL $ WEIGH (IF REWEIGH):

WEIGH NUMBER
1452

CUSTOMER COPY

DRIVER IN TRUCK UNLESS CHECKED HERE: —

C-456551

© CAT Scale® Reg 3071 1/20

10401459
TICKET NUMBER

CERTIFIED AUTOMATED TRUCK SCALE

CAT SCALE COMPANY
P.O. BOX 630
WALCOTT, IA 52773
(877) 228-7225
www.catscale.com

THE CAT SCALE GUARANTEE

The CAT Scale Company guarantees that our scales will give an accurate weight. What makes us different from other scale companies is that we back up our guarantee with cash.©

WEIGH WHAT WE SAY OR WE PAY©

If you get an overweight fine from the state **AFTER** one of our CAT Scales showed a legal weight, we will immediately check our scale and we will:

(1) Reimburse you for the cost of the overweight fine if our scale is wrong, **OR**
(2) A representative of CAT Scale Company will appear in court **WITH** the driver as an expert witness if we believe our scale was correct.

WEIGH FASTER WITH OUR APP. FIND OUT MORE AT WEIGHMYTRUCK.COM

IF YOU SHOULD GET AN OVERWEIGHT FINE, YOU SHOULD DO THE FOLLOWING TO GET THE PROBLEM RESOLVED:

1) Post bond and request a court date.
2) Call CAT Scale Company direct 24 hours a day at 1-877-CAT-SCALE, ext. 7 (Toll Free) or visit www.catscaleguarantee.com for instructions.
3) **IMMEDIATELY** send a copy of the citation, CAT Scale Ticket, your name, company, address, and phone number to CAT Scale Company Attn: Guarantee Department.

* The four weights shown below are separate weights. The GROSS WEIGHT is the CERTIFIED WEIGHT and was weighed on a full length platform scale. All weights are guaranteed by CAT Scale.

DATE: 2-11-21

11:10
10401459

SCALE: 745
LOCATION: PILOT
I 85 EXIT35
PIEDMONT SC

PUBLIC WEIGHMASTER'S CERTIFICATE OF WEIGHT & MEASURE

SOUTH CAROLINA PUBLIC WEIGHER ERIC WOODWORTH

STEER AXLE	00 lb
DRIVE AXLE	12720 lb
TRAILER AXLE	19460 lb
*GROSS WEIGHT	32180 lb

This is to certify that the following described merchandise was weighed, counted, or measured by a public or deputy weighmaster, and when properly signed and sealed shall be prima facia evidence of the accuracy of the weight shown as prescribed by law.

LIVESTOCK, PRODUCE, PROPERTY, COMMODITY, OR ARTICLE WEIGHED: FREIGHT ALL KINDS

COMPANY: BLUE FROG — TRACTOR #: 1 — TRAILER #: 0

FEE: $2.50 — WEIGHMASTER OR WEIGHER SIGNATURE: [signature] — TICKET # OF FULL $ WEIGH (IF REWEIGH): 10401452

WEIGH NUMBER
1452

CUSTOMER COPY

DRIVER IN TRUCK UNLESS CHECKED HERE: —

C-456551

© CAT Scale® Reg 3071 1/20

25041421
TICKET NUMBER

CERTIFIED AUTOMATED TRUCK SCALE

CAT SCALE COMPANY
P.O. BOX 630
WALCOTT, IA 52773
(877) 228-7225
www.catscale.com

THE CAT SCALE GUARANTEE

The CAT Scale Company guarantees that our scales will give an accurate weight. What makes us different from other scale companies is that we back up our guarantee with cash.©

WEIGH WHAT WE SAY OR WE PAY®

If you get an overweight fine from the state AFTER one of our CAT Scales showed a legal weight, we will immediately check our scale and we will:
(1) Reimburse you for the cost of the overweight fine if our scale is wrong, OR
(2) A representative of CAT Scale Company will appear in court WITH the driver as an expert witness if we believe our scale was correct.

IF YOU SHOULD GET AN OVERWEIGHT FINE, YOU SHOULD DO THE FOLLOWING TO GET THE PROBLEM RESOLVED:

1) Post bond and request a court date.
2) Call CAT Scale Company direct 24 hours a day at 1-877-CAT-SCALE, ext. 7 (Toll Free) or visit www.catscaleguarantee.com for instructions.
3) IMMEDIATELY send a copy of the citation, CAT Scale Ticket, your name, company, address, and phone number to CAT Scale Company Attn: Guarantee Department.

WEIGH FASTER WITH OUR APP. FIND OUT MORE AT WEIGHMYTRUCK.COM

* The four weights shown below are separate weights. The GROSS WEIGHT is the CERTIFIED WEIGHT and was weighed on a full length platform scale. All weights are guaranteed by CAT Scale.

DATE: 2-12-21

09:52
25041421

SCALE: 745
LOCATION: PILOT
I 85 EXIT35
PIEDMONT SC

PUBLIC WEIGHMASTER'S CERTIFICATE OF WEIGHT & MEASURE

SOUTH CAROLINA PUBLIC WEIGHER ERIC WOODWORTH

STEER AXLE	00 lb
DRIVE AXLE	12420 lb
TRAILER AXLE	19540 lb
* GROSS WEIGHT	31960 lb

This is to certify that the following described merchandise was weighed, counted, or measured by a public or deputy weighmaster, and when properly signed and sealed shall be prima facia evidence of the accuracy of the weight shown as prescribed by law.

LIVESTOCK, PRODUCE, PROPERTY, COMMODITY, OR ARTICLE WEIGHED: FREIGHT ALL KINDS

COMPANY: BLUE FROG
TRACTOR #: 1
TRAILER #: 0

WEIGH NUMBER 1452

FEE: $2.50

WEIGHMASTER OR WEIGHER SIGNATURE: M Clark

TICKET # OF FULL $ WEIGH (IF REWEIGH): 10401452

CUSTOMER COPY

C-1004192

DRIVER IN TRUCK UNLESS CHECKED HERE: ___

© CAT Scale® Reg 3074 8/20

25041430
TICKET NUMBER

CERTIFIED AUTOMATED TRUCK SCALE

CAT SCALE COMPANY
P.O. BOX 630
WALCOTT, IA 52773
(877) 228-7225
www.catscale.com

THE CAT SCALE GUARANTEE

The CAT Scale Company guarantees that our scales will give an accurate weight. What makes us different from other scale companies is that we back up our guarantee with cash.©

WEIGH WHAT WE SAY OR WE PAY®

If you get an overweight fine from the state AFTER one of our CAT Scales showed a legal weight, we will immediately check our scale and we will:
(1) Reimburse you for the cost of the overweight fine if our scale is wrong, OR
(2) A representative of CAT Scale Company will appear in court WITH the driver as an expert witness if we believe our scale was correct.

IF YOU SHOULD GET AN OVERWEIGHT FINE, YOU SHOULD DO THE FOLLOWING TO GET THE PROBLEM RESOLVED:

1) Post bond and request a court date.
2) Call CAT Scale Company direct 24 hours a day at 1-877-CAT-SCALE, ext. 7 (Toll Free) or visit www.catscaleguarantee.com for instructions.
3) IMMEDIATELY send a copy of the citation, CAT Scale Ticket, your name, company, address, and phone number to CAT Scale Company Attn: Guarantee Department.

WEIGH FASTER WITH OUR APP. FIND OUT MORE AT WEIGHMYTRUCK.COM

* The four weights shown below are separate weights. The GROSS WEIGHT is the CERTIFIED WEIGHT and was weighed on a full length platform scale. All weights are guaranteed by CAT Scale.

DATE: 2-12-21

11:02
25041430

SCALE: 745
LOCATION: PILOT
I 85 EXIT35
PIEDMONT SC

PUBLIC WEIGHMASTER'S CERTIFICATE OF WEIGHT & MEASURE

SOUTH CAROLINA PUBLIC WEIGHER ERIC WOODWORTH

STEER AXLE	00 lb
DRIVE AXLE	12880 lb
TRAILER AXLE	19540 lb
* GROSS WEIGHT	32420 lb

This is to certify that the following described merchandise was weighed, counted, or measured by a public or deputy weighmaster, and when properly signed and sealed shall be prima facia evidence of the accuracy of the weight shown as prescribed by law.

LIVESTOCK, PRODUCE, PROPERTY, COMMODITY, OR ARTICLE WEIGHED: FREIGHT ALL KINDS

COMPANY: BLUE FROG
TRACTOR #: 1
TRAILER #: 0

WEIGH NUMBER 1430

FEE: $12.00

WEIGHMASTER OR WEIGHER SIGNATURE: M Clark

TICKET # OF FULL $ WEIGH (IF REWEIGH):

DRIVER IN TRUCK UNLESS CHECKED HERE: ___

© CAT Scale® Reg 3074 8/20

25041554

TICKET NUMBER

CERTIFIED AUTOMATED TRUCK SCALE

CAT SCALE COMPANY
P.O. BOX 630
WALCOTT, IA 52773
(877) 228-7225
www.catscale.com

THE CAT SCALE GUARANTEE

The CAT Scale Company guarantees that our scales will give an accurate weight. What makes us different from other scale companies is that we back up our guarantee with cash.©

WEIGH WHAT WE SAY OR WE PAY®

If you get an overweight fine from the state **AFTER** one of our CAT Scales showed a legal weight, we will immediately check our scale and we will:

(1) Reimburse you for the cost of the overweight fine if our scale is wrong, **OR**
(2) A representative of CAT Scale Company will appear in court **WITH** the driver as an expert witness if we believe our scale was correct.

WEIGH FASTER WITH OUR APP. FIND OUT MORE AT WEIGHMYTRUCK.COM

IF YOU SHOULD GET AN OVERWEIGHT FINE, YOU SHOULD DO THE FOLLOWING TO GET THE PROBLEM RESOLVED:

1) Post bond and request a court date.
2) Call CAT Scale Company direct 24 hours a day at 1-877-CAT-SCALE, ext. 7 (Toll Free) or visit www.catscaleguarantee.com for instructions.
3) **IMMEDIATELY** send a copy of the citation, CAT Scale Ticket, your name, company, address, and phone number to CAT Scale Company Attn: Guarantee Department.

* The four weights shown below are separate weights. The GROSS WEIGHT is the CERTIFIED WEIGHT and was weighed on a full length platform scale. All weights are guaranteed by CAT Scale.

DATE: 2-15-21

12:03
25041554

SCALE: 745
LOCATION: PILOT
I 85 EXIT35
PIEDMONT SC

PUBLIC WEIGHMASTER'S CERTIFICATE OF WEIGHT & MEASURE

SOUTH CAROLINA PUBLIC WEIGHER ERIC WOODWORTH

STEER AXLE	00 lb
DRIVE AXLE	17420 lb
TRAILER AXLE	41480 lb
*GROSS WEIGHT	58900 lb

This is to certify that the following described merchandise was weighed, counted, or measured by a public or deputy weighmaster, and when properly signed and sealed shall be prima facia evidence of the accuracy of the weight shown as prescribed by law.

LIVESTOCK, PRODUCE, PROPERTY, COMMODITY, OR ARTICLE WEIGHED: FREIGHT ALL KINDS

COMPANY: BLUE FROG

TRACTOR #: 1 0

TRAILER #:

FEE: $12.00

WEIGHMASTER OR WEIGHER SIGNATURE: M Clark

TICKET # OF FULL $ WEIGH (IF REWEIGH):

WEIGH NUMBER
1554

CUSTOMER COPY

DRIVER IN TRUCK UNLESS CHECKED HERE: —

C-1004192

© CAT Scale® Reg 3074 8/20

25041564

TICKET NUMBER

CERTIFIED AUTOMATED TRUCK SCALE

CAT SCALE COMPANY
P.O. BOX 630
WALCOTT, IA 52773
(877) 228-7225
www.catscale.com

THE CAT SCALE GUARANTEE

The CAT Scale Company guarantees that our scales will give an accurate weight. What makes us different from other scale companies is that we back up our guarantee with cash.©

WEIGH WHAT WE SAY OR WE PAY®

If you get an overweight fine from the state **AFTER** one of our CAT Scales showed a legal weight, we will immediately check our scale and we will:

(1) Reimburse you for the cost of the overweight fine if our scale is wrong, **OR**
(2) A representative of CAT Scale Company will appear in court **WITH** the driver as an expert witness if we believe our scale was correct.

WEIGH FASTER WITH OUR APP. FIND OUT MORE AT WEIGHMYTRUCK.COM

IF YOU SHOULD GET AN OVERWEIGHT FINE, YOU SHOULD DO THE FOLLOWING TO GET THE PROBLEM RESOLVED:

1) Post bond and request a court date.
2) Call CAT Scale Company direct 24 hours a day at 1-877-CAT-SCALE, ext. 7 (Toll Free) or visit www.catscaleguarantee.com for instructions.
3) **IMMEDIATELY** send a copy of the citation, CAT Scale Ticket, your name, company, address, and phone number to CAT Scale Company Attn: Guarantee Department.

* The four weights shown below are separate weights. The GROSS WEIGHT is the CERTIFIED WEIGHT and was weighed on a full length platform scale. All weights are guaranteed by CAT Scale.

DATE: 2-15-21

13:09
25041564

SCALE: 745
LOCATION: PILOT
I 85 EXIT35
PIEDMONT SC

PUBLIC WEIGHMASTER'S CERTIFICATE OF WEIGHT & MEASURE

SOUTH CAROLINA PUBLIC WEIGHER ERIC WOODWORTH

STEER AXLE	00 lb
DRIVE AXLE	12780 lb
TRAILER AXLE	19520 lb
*GROSS WEIGHT	32300 lb

This is to certify that the following described merchandise was weighed, counted, or measured by a public or deputy weighmaster, and when properly signed and sealed shall be prima facia evidence of the accuracy of the weight shown as prescribed by law.

LIVESTOCK, PRODUCE, PROPERTY, COMMODITY, OR ARTICLE WEIGHED: FREIGHT ALL KINDS

COMPANY: BLUE FROG

TRACTOR #: 1 0

TRAILER #:

FEE: $2.50

WEIGHMASTER OR WEIGHER SIGNATURE:

TICKET # OF FULL $ WEIGH (IF REWEIGH): 25041554

WEIGH NUMBER
1554

CUSTOMER COPY

DRIVER IN TRUCK UNLESS CHECKED HERE: —

C-1004192

WESTSIDE QUICK STOP – UST PERMIT #12430
LONG-TERM AFVR/MMPE EVENTS

ATTACHMENT D

Waste tracking Number JH33021A Petroleum Contact Water Disposal Volumes Spreadsheet

	Site Name	Location	UST Permit #	Description	Volume
1)	Westside Quick Stop	Greenville, SC	12430	AFVR Recovery Water	3690
2)					
3)					
4)					
5)					
6)					
7)					
8)					
9)					
10)					
11)					
12)					
13)					
14)					
15)					
				Total Disposal Volume	3690

...RDOUS MANIFEST	1. Generator ID Number	2. Page 1 of	3. Emergency Response Phone	4. Waste Tracking Number
				VH 330211

...'s Name and Mailing Address: Petra-Tech

Generator's Site Address (if different than mailing address): westside O.S. Greenville, SC

Generator's Phone: 18 Sulphur Springs Rd

6. Transporter 1 Company Name: Greenville, SC 29617 — U.S. EPA ID Number:

7. Transporter 2 Company Name: Blue Frog Reclamation — U.S. EPA ID Number:

8. Designated Facility Name and Site Address: VLS Recovery Services — U.S. EPA ID Number:

Facility's Phone: 305 S. Main St Mauldin, SC 29662

9. Waste Shipping Name and Description	10. Containers No.	Type	11. Total Quantity	12. Unit Wt./Vol.	
1. Non Hazardous Non Regulated PCW Profile# 18391			3600	gal	3,690 gal
2. see attached					
3. multiple pickups					
4.					

13. Special Handling Instructions and Additional Information

Profile # 18391

14. GENERATOR'S/OFFEROR'S CERTIFICATION: I hereby declare that the contents of this consignment are fully and accurately described above by the proper shipping name, and are classified, packaged, marked and labeled/placarded, and are in all respects in proper condition for transport according to applicable international and national governmental regulations.

Generator's/Offeror's Printed/Typed Name: Lauren Yorkel — Signature: Lauren Yorkel — Month 3 Day 30 Year 21

15. International Shipments ☐ Import to U.S. ☐ Export from U.S. Port of entry/exit:

Transporter Signature (for exports only): Date leaving U.S.:

16. Transporter Acknowledgment of Receipt of Materials

Transporter 1 Printed/Typed Name: Jeff Hunter — Signature: [signature] — Month 3 Day 30 Year 21

Transporter 2 Printed/Typed Name: — Signature: — Month Day Year

17. Discrepancy

17a. Discrepancy Indication Space ☐ Quantity ☐ Type ☐ Residue ☐ Partial Rejection ☐ Full Rejection

Manifest Reference Number:

17b. Alternate Facility (or Generator) — U.S. EPA ID Number

Facility's Phone:

17c. Signature of Alternate Facility (or Generator) — Month Day Year

18. Designated Facility Owner or Operator: Certification of receipt of materials covered by the manifest except as noted in Item 17a

Printed/Typed Name: Pep Chhim — Signature: [signature] — Month 03 Day 30 Year 21

GENERATOR — INT'L — TRANSPORTER — DESIGNATED FACILITY

9-BLC-O 5 11977 (Rev. 9/09)

TRANSPORTER #1

129732

SCALE TICKET

03/30/2021 07:50AM
Progressive 29831
RcD I.D. 2769
Inbound weight 63280 lb

03/30/2021 08:33AM
Progressive 29840
RcD I.D. 2769
Gross 63280 lb
Tare 32500 lb
Net 30780 lb

Scale Company: CS

Weighed By: D.

Carrier: Blue Frog

Customer: ELabs

PO/BOL/Manifest: 33021A

Tractor Number: 1

Trailer Number: NA

Driver Signature:

WHITE - Driver YELLOW - Driver CARD - Scale

1 of 3. Emergency Response Ph

Generator's Site Address (if

10. Container No.

1 of 28391

fully and accurately describe
ple international and national g

ature

Port of entry/exi
Date leaving U.

ure

ure

Residue

Waste tracking Number 41621B Petroleum Contact Water Disposal Volumes Spreadsheet					
	Site Name	Location	UST Permit #	Description	Volume
1)	Bob Jones University E. North Facility	Greenville, SC	10379	Purge Water	87
2)	Murphy 7723	Greenwood, SC	17933	Well Development Water / Purge Water / Decon Water	85
3)	Westside Quick Stop	Greenville, SC	12430	AFVR Recovery Water	711
4)	Goraya	McColl, SC	17953	Well Development Water / Purge Water / Decon Water	110
5)					
6)					
7)					
8)					
9)					
10)					
11)					
12)					
13)					
14)					
15)					
				Total Disposal Volume	993

...OUS ...EST	1. Generator ID Number	2. Page 1 of	3. Emergency Response Phone	4. Waste Tracking Number
				416218

...Name and Mailing Address

Generator's Site Address (if different than mailing address)

Misc Lost regulated sites

...ator's Phone

15 Sulphur Springs Rd.

Transporter 1 Company Name

Greenville, SC 29617

U.S. EPA ID Number

Transporter 2 Company Name

Blue Frog Reclamation

U.S. EPA ID Number

8. Designated Facility Name and Site Address

U.S. EPA ID Number

VLS Recovery Services

Facility's Phone:

305 S. Main St

Mauldin, SC 29662

9. Waste Shipping Name and Description	10. Containers No.	Type	11. Total Quantity	12. Unit Wt./Vol.	
1. Non Hazardous Non Regulated PCW Profile 18391			1100	gal	993 gal
2. see attached					
3.					
4.					

13. Special Handling Instructions and Additional Information

14. **GENERATOR'S/OFFEROR'S CERTIFICATION:** I hereby declare that the contents of this consignment are fully and accurately described above by the proper shipping name, and are classified, packaged, marked and labeled/placarded, and are in all respects in proper condition for transport according to applicable international and national governmental regulations.

Generator's/Offeror's Printed/Typed Name: [illegible] | Signature: [illegible] | Month 4 Day 16 Year 21

15. International Shipments ☐ Import to U.S. ☐ Export from U.S. Port of entry/exit:

Transporter Signature (for exports only): Date leaving U.S.:

16. Transporter Acknowledgment of Receipt of Materials

Transporter 1 Printed/Typed Name: Xavier Sabb | Signature: [illegible] | Month 4 Day 16 Year 20

Transporter 2 Printed/Typed Name | Signature | Month Day Year

17. Discrepancy

17a. Discrepancy Indication Space ☐ Quantity ☐ Type ☐ Residue ☐ Partial Rejection ☐ Full Rejection

Manifest Reference Number:

17b. Alternate Facility (or Generator) | U.S. EPA ID Number

Facility's Phone:

17c. Signature of Alternate Facility (or Generator) | Month Day Year

18. Designated Facility Owner or Operator: Certification of receipt of materials covered by the manifest except as noted in Item 17a

Printed/Typed Name: [illegible] | Signature: [illegible] | Month 4 Day 16 Year 20

GENERATOR

INT'L

TRANSPORTER

DESIGNATED FACILITY

169-BLC-O 5 11977 (Rev. 9/09)

TRANSPORTER #1

134985

SCALE TICKET

04/16/2021	02:03PM
Progressive	673
RxD/I.D.	2740
Inbound weight	22920 lb

04/16/2021	02:53PM
Progressive	682
RxD/I.D.	2740
Gross	22920 lb
Tare	14640 lb
Net	8280 lb

Scale Company: CEC

Weighed By: TQ

Carrier: ELabs

Customer: ELabs

PO/BOL/Manifest 2

Tractor Number: 1

Trailer Number: Na

Driver Signature:

WHITE - Driver YELLOW - Driver CARD - Scale

Waste tracking Number JH32521A Petroleum Contact Water Disposal Volumes Spreadsheet

	Site Name	Location	UST Permit #	Description	Volume
1)	Westside Quick Stop	Greenville, SC	12430	AFVR Recovery Water	3676
2)					
3)					
4)					
5)					
6)					
7)					
8)					
9)					
10)					
11)					
12)					
13)					
14)					
15)					
				Total Disposal Volume	3676

...COUS ...NIFEST	1. Generator ID Number	2. Page 1 of	3. Emergency Response Phone	4. Waste Tracking Number
				11325214

...Name and Mailing Address

Generator's Site Address (if different than mailing address)

Generator's Phone: 15 Sulphur Springs Rd. Greenville, SC 29617

vacuum vst required SCS (weekend Q.S.)

6. Transporter 1 Company Name — U.S. EPA ID Number

7. Transporter 2 Company Name: Blue Frog Reclamation — U.S. EPA ID Number

8. Designated Facility Name and Site Address — U.S. EPA ID Number

VLS Recovery Services
305 S. Main St
Mauldin, SC 29662

Facility's Phone:

9. Waste Shipping Name and Description	10. Containers No.	10. Containers Type	11. Total Quantity	12. Unit Wt./Vol.	
1. Non Hazardous Non Regulated PCW Profile# 18391			3800	gal	3,676 gal
2. see attached					
3.					
4.					

13. Special Handling Instructions and Additional Information

Profile #18391

14. GENERATOR'S/OFFEROR'S CERTIFICATION: I hereby declare that the contents of this consignment are fully and accurately described above by the proper shipping name, and are classified, packaged, marked and labeled/placarded, and are in all respects in proper condition for transport according to applicable international and national governmental regulations.

Generator's/Offeror's Printed/Typed Name: Lauren Yockel — Signature: [signature] — Month 3 Day 29 Year 21

15. International Shipments ☐ Import to U.S. ☐ Export from U.S. Port of entry/exit:

Transporter Signature (for exports only): Date leaving U.S.:

16. Transporter Acknowledgment of Receipt of Materials

Transporter 1 Printed/Typed Name: Jeff Hunter — Signature: [signature] — Month 3 Day 29 Year 21

Transporter 2 Printed/Typed Name — Signature — Month Day Year

17. Discrepancy

17a. Discrepancy Indication Space ☐ Quantity ☐ Type ☐ Residue ☐ Partial Rejection ☐ Full Rejection

Manifest Reference Number:

17b. Alternate Facility (or Generator) — U.S. EPA ID Number

Facility's Phone:

17c. Signature of Alternate Facility (or Generator) — Month Day Year

18. Designated Facility Owner or Operator: Certification of receipt of materials covered by the manifest except as noted in Item 17a

Printed/Typed Name: Pep Chhim — Signature: [signature] — Month 03 Day 29 Year 21

GENERATOR — INT'L — TRANSPORTER — DESIGNATED FACILITY

169-BLC-O 5 11977 (Rev. 9/09)

TRANSPORTER #1

129887

SCALE TICKET

03/29/2021 12:00PM
Progressive 29752
Rcd I.D. 6
Inbound weight 63400 lb

03/29/2021 12:34PM
Progressive 29752
Rcd I.D. 6
Gross 63400 lb
Tare 32740 lb
Net 30660 lb

Scale Company: VLS

Weighed By: C.C.

Carrier: Blue Frog

Customer: Elabs

PO/BOL/Manifest JH 32 92 IN

Tractor Number: 1

Trailer Number: N/A

Driver Signature:

WHITE - Driver YELLOW - Driver CARD - Scale

3. Emergency Response P
Generator's Site Address
10. Cont
No.
are fully and accurately
licable international and
Signature
n U.S. Port
Date
Signature
Signature
Residue

dhec
Healthy People. Healthy Communities.

WESTSIDE QUIK SHOP INC
821 W PARKER RD
GREENVILLE SC 29611

MAY 0 6 2021



SHREE GAJVAKRA LLC
205 FAIRWAY DR
LAURENS SC 29360

Re: **Site-Specific Work Plan Request for Groundwater Sampling**
Westside Quick Stop, 821 W. Parker Rd., Greenville, SC
UST Permit #12430
Release #1 reported June 7, 2012
Release #2 reported October 23, 2012
AFVR Report received April 29, 2021
Greenville County

To Whom It May Concern:

The Underground Storage Tank Management Division (UST Division) of the South Carolina Department of Health and Environmental Control (DHEC) has reviewed the referenced report submitted by your contractor. The report documents petroleum chemicals in the soil and groundwater above Risk-Based Screening Levels.

To determine what risk the referenced release may pose to human health and the environment, and in accordance with Section 280.65 of the South Carolina Underground Storage Tank Control Regulations R.61-92, implementation of groundwater sampling is necessary. The groundwater sampling must be conducted in accordance with the most recent revision of the UST Quality Assurance Program Plan (QAPP), your contractor's Annual Contractor Quality Assurance Plan, and in compliance with all applicable regulations. A copy of the UST QAPP is available at SCDHEC.gov/Environment/Land-Waste/Underground-Storage-Tanks/Release-Assessment-Clean/Quality-Assurance.

Groundwater samples should be collected from all monitoring wells associated with this release along with all water supply wells and surface waters within a 1,000 foot radius of the site. Samples should be analyzed for BTEX, Naphthalene, MTBE, 1,2-DCA, the 8 oxygenates, and EDB. Only wells with screens that do not bracket the water table should be purged prior to sampling.

Your contractor must complete the SSWP and submit it within 30 days from the date of this letter. Every component may not be necessary to complete the above scope of work. The State Underground Petroleum Environmental Response Bank (SUPERB) Account allowable cost for each component is included on the Assessment Component Cost Agreement Form. **Please note that approval from DHEC must be issued before work begins.**

Please note that costs for this scope of work should be split evenly between both releases.

On all correspondence concerning this site, please reference UST Permit #12430. If there are any questions concerning this project, feel free to contact me by telephone at (803) 898-2889, by fax at (803) 898-0673, or by e-mail at thomasma@dhec.sc.gov.

Sincerely,

Morgan Thomas

Morgan Thomas, Hydrogeologist
Corrective Action & Quality Assurance Section
Underground Storage Tank Management Division
Bureau of Land and Waste Management

cc: Environmental Laboratories Inc., PO Box 1729, Travelers Rest, SC 29690
Technical file

petra-tech
ENVIRONMENTAL, LLC
ENGINEERS & CONSULTANTS

RECEIVED
MAY 19 2021
UST DIVISION

UST
55
DOCKETING

May 13, 2021

SCDHEC - UST Management Division
2600 Bull Street
Columbia, SC 29201-1708

Attention: Morgan Thomas

Subject: **Site Specific Work Plan – Groundwater Sampling**
Westside Quick Stop
821 W. Parker Road
Greenville, Greenville County, South Carolina
SCDHEC UST Permit #12430
PTE Job No. J21-977b

Dear Ms. Thomas:

On behalf of Westside Quick Stop Inc., Shree Gajvakra LLC, and Environmental Laboratories Inc., Petra-Tech Environmental, LLC submits herein the completed Site-Specific Work Plan for the subject site. This submittal is in response to the South Carolina Department of Health and Environmental Control's (SCDHEC) Site Specific Work Plan Directive for Initial Groundwater Assessment dated May 6, 2021.

Please do not hesitate to contact us at 864.631.2490 if you have any questions concerning this submittal.

Sincerely,

Petra-Tech Environmental

Trever Z. Slack, P.G.
Principal Hydrogeologist
Registered, South Carolina #2565

TREVER Z. SLACK
REGISTERED
No.
2565
SOUTH CAROLINA
PROFESSIONAL GEOLOGIST

2435 E. North Street, Suite 1108-202, Greenville, SC 29615 | Phone (864) 631-2490 | Fax (888) 838-9034
www.petratechenv.com

Site-Specific Work Plan for Approved ACQAP
Underground Storage Tank Management Division

To: Morgan Thomas (SCDHEC Project Manager)
From: Trever Slack, P.G. (Contractor Project Manager)
Contractor: Petra-Tech Environmental, LLC UST Contractor Certification Number: UCC-436

Facility Name: Westside Quick Stop UST Permit #: 12430
Facility Address: 821 W. Parker Road, Greenville, South Carolina
Responsible Party: Westside Quick Stop Inc. & Shree Gajvakra LLC Phone: _____
RP Address: 821 W. Parker Road, Greenville, SC 29611 & 205 Fairway Drive, Laurens, SC 29360
Property Owner (if different): Shree Gajvakra, LLC
Property Owner Address: 205 Fairway Drive, Laurens, SC 29360
Current Use of Property: Convenience Store

Scope of Work (Please check all that apply)

- ☐ IGWA
- ☐ Tier II
- ☑ Groundwater Sampling
- ☐ GAC
- ☐ Tier I
- ☐ Monitoring Well Installation
- ☐ Other _____

Analyses (Please check all that apply)

Groundwater/Surface Water:

- ☑ BTEXNMDCA (8260B)
- ☑ Oxygenates (8260B)
- ☑ EDB (8011)
- ☐ PAH(8270D)
- ☐ Lead
- ☐ 8 RCRA Metals
- ☐ TPH
- ☐ pH
- ☐ BOD
- ☐ Nitrate
- ☐ Sulfate
- ☐ Other _____
- ☐ Methane
- ☐ Ethanol
- ☐ Dissolved Iron

Drinking Water Supply Wells:

- ☐ BTEXNMDCA (524.2)
- ☐ Oxygenates & Ethanol (8260B)
- ☐ Mecury (200.8 245.1 or 245.2)
- ☐ RCRA Metals (200.8)
- ☑ EDB(504.1)

Soil:

- ☐ BTEXNM
- ☐ Lead
- ☐ RCRA Metals
- ☐ PAH
- ☐ Oil & Grease (9071)
- ☐ TPH-DRO (3550B/8015B)
- ☐ TPH-GRO (5030B/8015B)
- ☐ Grain Size
- ☐ TOC

Air:

- ☐ BTEXN

Sample Collection (Estimate the number of samples of each matrix that are expected to be collected.)

_____ Soil	_____ Water Supply Wells	_____ Air	3 Field Blank
42 Monitoring Wells	_____ Surface Water	3 Duplicate	3 Trip Blank

Field Screening Methodology

Estimate number and total completed depth for each point, and include their proposed locations on the attached map.

# of shallow points proposed: _____ Estimated Footage: _____ feet per point
# of deep points proposed: _____ Estimated Footage: _____ feet per point
Field Screening Methodology: _____

Permanent Monitoring Wells

Estimate number and total completed depth for each well, and include their proposed locations on the attached map.

# of shallow wells: _____ Estimated Footage: _____ feet per point
# of deep wells: _____ Estimated Footage: _____ feet per point
# of recovery wells: _____ Estimated Footage: _____ feet per point
Comments, if warranted:

_____

_____

UST Permit #: 12430 Facility Name: Westside Quick stop

Implementation Schedule (Number of calendar days from approval)
Field Work Start-Up: 15 Field Work Completion: 30
Report Submittal: 60 # of Copies Provided to Property Owners: 7

Aquifer Characterization
Pump Test: ☐ Slug Test: ☐ (Check one and provide explanation below for choice)

Investigation Derived Waste Disposal
Soil: _____ Tons Purge Water: 220 Gallons
Drilling Fluids: _____ Gallons Free-Phase Product: _____ Gallons

Additional Details For This Scope of Work
For example, list wells to be sampled, wells to be abandoned/repaired, well pads/bolts/caps to replace, details of AFVR event, etc.

Compliance With Annual Contractor Quality Assurance Plan (ACQAP)
Yes Laboratory as indicated in ACQAP? (Yes/No) If no, indicate laboratory information below.
Name of Laboratory: _____
SCDHEC Certification Number: _____
Name of Laboratory Director: _____

N/A Well Driller as indicated in ACQAP? (Yes/No) If no, indicate driller information below.
Name of Well Driller: _____
SCLLR Certification Number: _____

No Other variations from ACQAP. Please describe below.

Attachments
1. Attach a copy of the relevant portion of the USGS topographic map showing the site location.
2. Prepare a site base map. This map must be accurately scaled, but does not need to be surveyed. The map must include the following:
   - North Arrow
   - Location of property lines
   - Location of buildings
   - Previous soil sampling locations
   - Previous monitoring well locations
   - Proposed soil boring locations
   - Proposed monitoring well locations
   - Legend with facility name and address, UST permit number, and bar scale
   - Streets or highways (indicate names and numbers)
   - Location of all present and former ASTs and USTs
   - Location of all potential receptors
3. Assessment Component Cost Agreement, SCDHEC Form D-3664

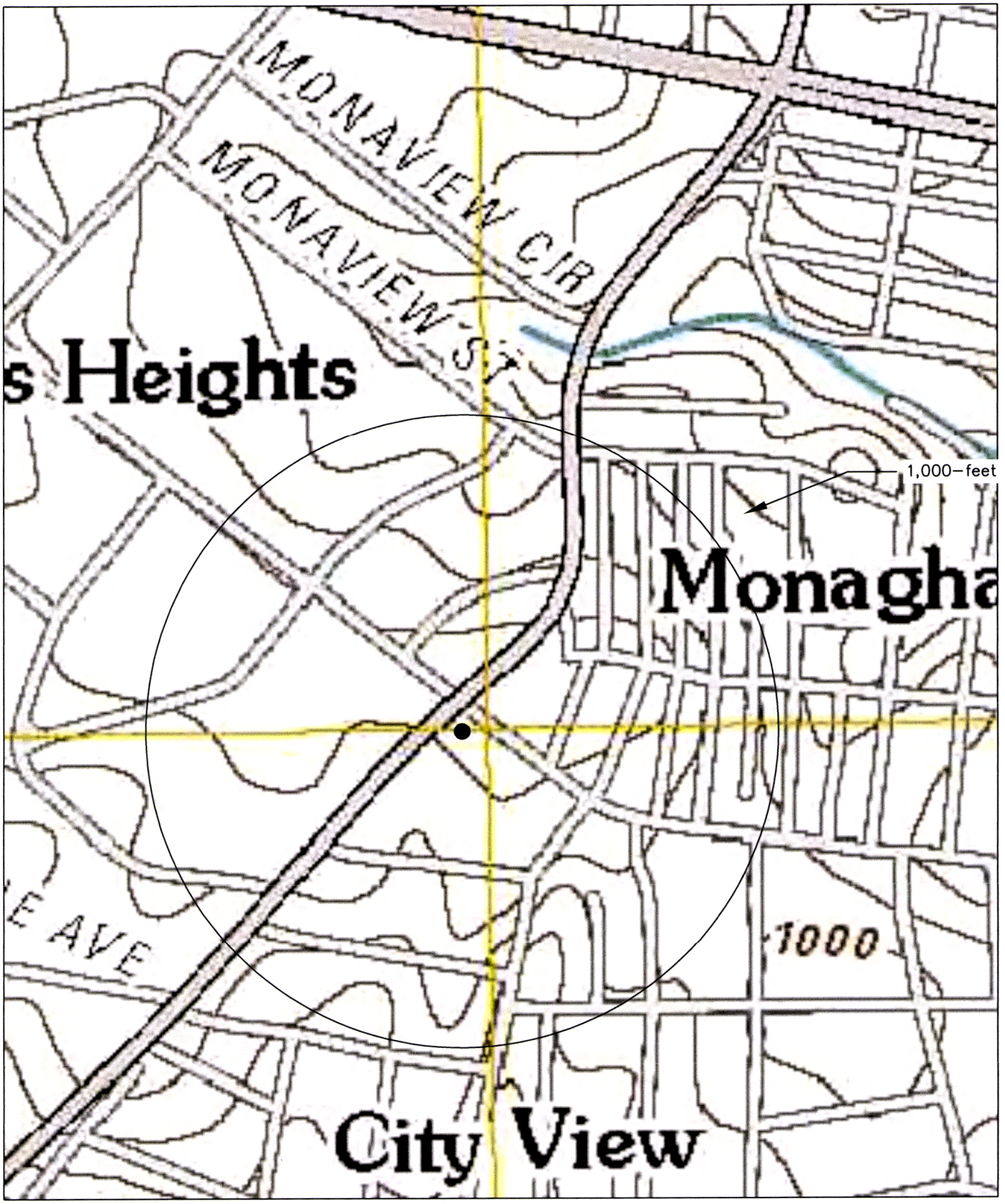

Reference: USGS 7.5-Minute series Greenville Quadrangle - 2011; Contour Interval = 10 feet

500 250 0 500

APPROXIMATE SCALE IN FEET

N

● SITE

Title	Site Location Map
Project	Westside Quick Stop (UST Permit #12430) 821 W. Parker Road Greenville, South Carolina Greenville County
Date	07/01/2016
Job No.	J16-232-A

petra-tech ENVIRONMENTAL, LLC ENGINEERS & CONSULTANTS

Figure No. 1

REFERENCE: Site Survey by Souther Land Surveying dated 4 May 2017; Revised 2 October 2017

30 15 0 60 120

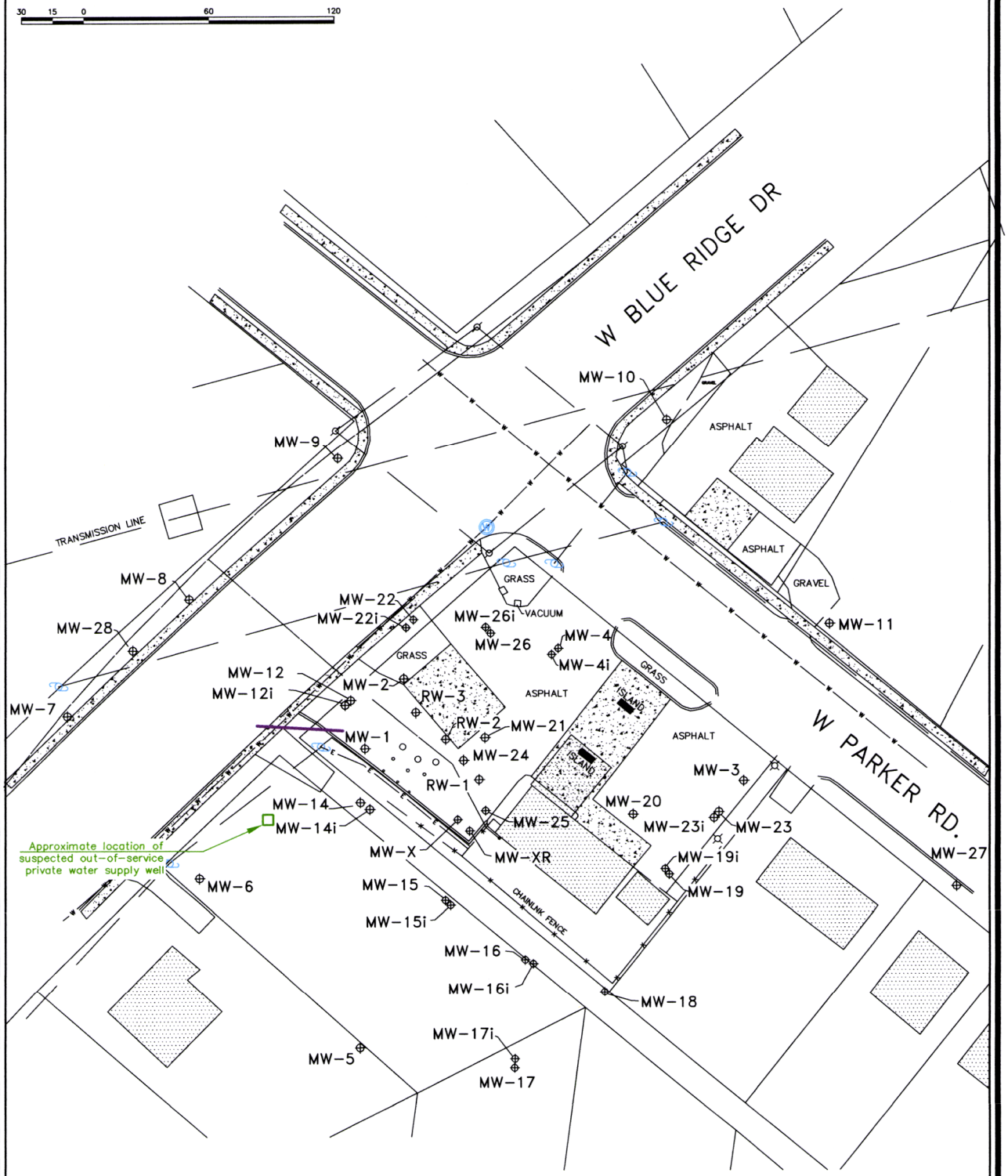

Groundwater Monitoring Well

Title	Well Location Map
Project	Westside Quick Stop (UST Permit #12430) 821 West Parker Road Greenville, South Carolina Greenville County
Date	03/30/2020
Job No.	J20-898-A

petra-tech ENVIRONMENTAL, LLC ENGINEERS & CONSULTANTS

Figure No. 2

ASSESSMENT COMPONENT COST AGREEMENT
SOUTH CAROLINA
Department of Health and Environmental Control
Underground Storage Tank Management Division
State Underground Petroleum Environmental Response Bank Account
January 1, 2020

Healthy People. Healthy Communities.

Facility Name: **Westside Quick Stop**

UST Permit #: 12430 **Cost Agreement #:** _____

ITEM	QUANTITY	UNIT	UNIT PRICE		TOTAL
A. **Plan Preparation**					
1. Site-specific Work Plan	1	each	$160.05		$160.05
2. Tax Map		each	$74.69		$0.00
3. Tier II or Comp. Plan /QAPP Appendix B		each	$250.00		$0.00
B. **Receptor Survey ***		each	$587.92		$0.00
C. **Survey (500 ft x 500 ft)**					
1. Comprehensive Survey		each	$1,109.68		$0.00
Subsurface Geophysical Survey					
2. < 10 meters below grade		each	$1,387.10		$0.00
3. > 10 meters below grade		each	$2,464.77		$0.00
4. Geophysical UST or Drum Survey		each	$970.97		$0.00
D. **Mob/Demob**					
1. Equipment		each	$1,088.34		$0.00
2. Personnel	4	each	$451.34		$1,805.36
3. Adverse Terrain Vehicle		each	$533.50		$0.00
E.. **Soil Borings (hand auger)***		foot	$5.34		$0.00
F. **Soil Borings (requiring equipment, push technology, etc) or Field Screening (including water ssample, soil sample, soil gas sample, etc.)***					
1. Standard		per foot	$16.01		$0.00
2. Fractured Rock		per foot	$21.55		$0.00
G. **Soil Leachability Model**		each	$64.02		$0.00
H. **Abandonment (per foot)***					
1. 2" diameter or less		per foot	$3.31		$0.00
2. Greater than 2" to 6" diameter		per foot	$4.80		$0.00
3. Dug/Bored well (up to 6 feet diameter)		per foot	$16.00		$0.00
I. **Well Installation (per foot)***					
1. Water Table (hand augered)		per foot	$11.31		$0.00
2. Water Table (drill rig) 2" Diameter		per foot	$40.55		$0.00
3. Telescoping		per foot	$53.35		$0.00
4. Rock Drilling		per foot	$61.89		$0.00
5. 2" Rock Coring		per foot	$32.97		$0.00
6. Rock Multi-sampling ports/screens		per foot	$35.64		$0.00
7. Recovery Well (4" diameter)		per foot	$48.02		$0.00
8. Pushed Pre-packed screen (1.25" dia)		per foot	$16.01		$0.00
9. Rotosonic (2" diameter)		per foot	$46.95		$0.00
10. Re-develop Existing Well		per foot	$11.74		$0.00

J. **Groundwater Sample Collection / Gauge Depth to Water or Product ***					
1. Groundwater Purge	12	per well	$64.02		$768.24
2. Air or Vapors		sample	$12.80		$0.00
3. Water Supply Sample or Duplicate		sample	$23.47		$0.00
4. Groundwater No Purge or Duplicate or Grab	33	sample	$29.88		$986.04
5. Gauge Well only		sample	$7.47		$0.00
6. Sample Below Product		sample	$12.80		$0.00
7. Passive Diffusion Bag		sample	$27.74		$0.00
8. Field Blank	3	sample	$26.25		$78.75
9. Groundwater (low flow purge)		sample	$97.10		$0.00
10. Equipment Blank	3	sample	$26.25		$78.75
K. Laboratory Analyses-Groundwater					
1. BTEXNM+Oxyg's+1,2 DCA+Eth(8260B)	54	per sample	$130.17		$7,029.18
2. Lead, Filtered		per sample	$14.72		$0.00
3. Rush EPA Method 8260B		per sample	$163.89		$0.00
4. Trimethal, Butyl, and Isopropyl Benzenes		per sample	$29.88		$0.00
5. PAH's		per sample	$64.66		$0.00
6. Lead		per sample	$17.07		$0.00
7. EDB by EPA 8011	51	per sample	$48.23		$2,459.73
8. EDB by EPA Method 8011 Rush		per sample	$72.77		$0.00
9. 8 RCRA Metals		per sample	$67.65		$0.00
10. TPH (9070)		per sample	$43.75		$0.00
11. PH		per sample	$5.55		$0.00
12. BOD		per sample	$21.34		$0.00
13. Ethanol		per sample	$15.79		$0.00
K. Analyses-Drinking Water					
14. BTEXNM+1,2 DCA (524.2)		per sample	$132.36		$0.00
15. 7-OXYGENATES & ETHANOL (8260B)		per sample	$97.90		$0.00
16. EDB (504.1)		per sample	$84.83		$0.00
17. RCRA METALS (200.8)		per sample	$106.70		$0.00
K. **Analyses-Soil**					
18. BTEX + Naphth.		per sample	$68.29		$0.00
19. PAH's		per sample	$68.33		$0.00
20. 8 RCRA Metals		per sample	$60.18		$0.00
21. TPH-DRO (3550C/8015C)		per sample	$42.68		$0.00
22. TPH- GRO (5035B/8015C)		per sample	$38.37		$0.00
23. Grain size/hydrometer		per sample	$110.97		$0.00
24. Total Organic Carbon		per sample	$32.65		$0.00
K. **Analyses-Air**					
25. BTEX + Naphthalene		per sample	$230.47		$0.00
K. **Analyses-Free Phase Product**					
26. Hydrocarbon Fuel Identification		per sample	$380.92		$0.00
L. **Aquifer Characterization***					
1. Pumping Test		per hour	$24.54		$0.00
2. Slug Test		per test	$203.80		$0.00
3. Fractured Rock		per test	$106.70		$0.00

M. **Free Product Recovery Rate Test***		each	$40.55		$0.00
N. **Fate/Transport Modeling**					
1. Mathematical Model		each	$106.70		$0.00
2. Computer Model		each	$106.70		$0.00
O. **Risk Evaluation**					
1. Tier I Risk Evaluation		each	$320.10		$0.00
2. Tier II Risk Evaluation		each	$106.70		$0.00
P. **Subsequent Survey***		each	$260.00		$0.00
Q. **Disposal (gallons or tons)***					
1. Wastewater	220	gallon	$0.60		$132.00
2. Free Product		gallon	$0.53		$0.00
3. Soil Treatment/Disposal		ton	$64.02		$0.00
4. Drilling fluids		gallon	$0.45		$0.00
R. **Miscellaneous (attach receipts)**					
		each	$0.00		$0.00
		each	$0.00		$0.00
		each	$0.00		$0.00
T. **Tier I Assessment (Use DHEC 3665 form)**					
1. Southeast Region		standard	$11,026.00		$0.00
2. All Other Counties		standard	$12,093.00		$0.00
U. IGWA (Use DHEC 3666 form)					
1. Southeast Region		standard	$3,803.00		$0.00
2. All Other Counties		standard	$4,123.00		$0.00
22. **Corrective Action (Use DHEC 3667 form)**		PFP Bid			$0.00
W. **Aggressive Fluid & Vapor Recovery (AFVR)**					
1. 8-hour Event*		per event	$1,467.13		$0.00
2. 24-hour Event*		per event	$4,081.28		$0.00
3. 48-hour Event*		per event	$6,706.10		$0.00
4. 96-hour Event*		per event	$13,409.52		$0.00
5. Off-gas Treatment 8 hour		per event	$130.71		$0.00
6. Off-gas Treatment 24 hour		per event	$257.68		$0.00
7. Off-gas Treatment 48 hour		per event	$348.91		$0.00
8. Off-gas Treatment 96 hour		per event	$832.26		$0.00
9. Off-gas Treatment 8 hour (w/chlorinated compounds)		per event	$430.00		$0.00
10. Off-gas Treatment 24 hour (w/chlorinated compounds)		per event	$500.00		$0.00
11. Off-gas Treatment 48 hour (w/chlorinated compounds)		per event	$1,000.00		$0.00
12. Off-gas Treatment 96 hour (w/chlorinated compounds)		per event	$2,000.00		$0.00
13. AFVR Effluent Disposal(w/chlorinated compounds)		gallon	$0.50		$0.00
14. AFVR Site Reconnaissance		each	$216.87		$0.00
15. Additional Hook-ups		each	$27.48		$0.00
16. AFVR Effluent Disposal		gallon	$0.47		$0.00
17. AFVR Mobilization/Demobilization		each	$417.73		$0.00
X. **Granulated Activated Carbon (GAC) filter system installation & service:**					
1. New GAC System Installation*		each	$2,027.30		$0.00
2. Refurbished GAC Sys. Install*		each	$960.30		$0.00
3. Filter replacement/removal*		each	$373.45		$0.00
4. GAC System removal, cleaning, & refurbishment*		each	$293.43		$0.00

5. GAC System housing*		each	$266.75		$0.00
6. In-line particulate filter		each	$160.05		$0.00
7. Additional piping & fittings		foot	$1.60		$0.00
Y. **Well Repair**					
1. Additional Copies of the Report Delivered	7	each	$53.35		$373.45
2. Repair 2x2 MW pad*		each	$53.35		$0.00
3. Repair 4x4 MW pad*		each	$93.90		$0.00
4. Replace well vault*		each	$125.91		$0.00
5. Replace well cover bolts		each	$2.77		$0.00
6. Replace locking well cap & lock		each	$16.00		$0.00
7. Replace/Repair stick-up*		each	$142.98		$0.00
8. Convert Flush-mount to Stick-up*		each	$160.05		$0.00
9. Convert Stick-up to Flush-mount*		each	$138.71		$0.00
10. Replace missing/illegible well ID plate		each	$12.80		$0.00
S. Report Prep & Project Management	12%	percent	$13,871.55		$1,664.59
TOTAL					$15,536.14

DHEC D-4074 (1-2020) *The appropriate mobilization cost can be added to complete these tasks, as necessary

TABLE 1
Monitoring Well and Groundwater Surface Elevation Data
Westside Quick Stop - UST Permit #12430
Greenville, Greenville County, South Carolina

Monitoring Well	Ground Surface Elevation	Top-of-Casing Elevation	Date	Free-Product Depth Below Top-of-Casing	Groundwater Depth Below Top-of-Casing	Free-Product Thickness	Groundwater Elevation	Well Depth BGS	Screened Interval Depth	Screened Interval Elevation
12430-MW01	1005.56	1005.32	08/13/2013	-	17.97	-	987.35	30.00	15.00 - 30.00	990.56 - 975.56
			03/31/2015	-	22.63	-	982.69			
			04/10/2017	25.21	29.37	4.16	978.86			
			04/24/2017	24.83	29.29	4.46	979.15			
			10/03/2017	24.28	29.31	5.03	979.53			
			03/12/2018	21.69	26.58	4.89	982.16			
			05/18/2018 Pre-AFVR	21.39	25.65	4.26	982.65			
			04/22/2019	17.00	17.20	0.20	988.26			
			01/13/2020 Pre-AFVR	21.15	21.59	0.44	984.04			
			08/19/2020	-	20.10	Sheen	985.22			
12430-MW02	1006.50	1006.20	08/13/2013	-	18.85	-	987.35	30.00	15.00 - 30.00	991.50 - 976.50
			03/31/2015	-	21.69	-	984.51			
			04/10/2017	-	27.44	-	978.76			
			10/03/2017	-	26.53	-	979.67			
			03/12/2018	-	23.82	-	982.38			
			04/22/2019	-	17.93	-	988.27			
			08/19/2020	-	20.96	-	985.24			
12430-MW03	1008.72	1008.49	08/13/2013	-	21.00	-	987.49	30.00	15.00 - 30.00	993.72 - 978.72
			03/31/2015	-	23.81	-	984.68			
			04/10/2017	DRY			NA			
			10/03/2017	DRY			NA			
			03/12/2018	-	26.51	-	981.98			
			04/22/2019	-	19.80	-	988.69			
			08/19/2020	-	22.69	-	985.80			
12430-MW04	1008.45	1008.27	03/31/2015	-	23.47	-	984.80	30.49	20.29 - 30.29	988.16 - 978.16
			04/10/2017	DRY			NA			
			10/03/2017	-	28.19	-	980.08			
			03/12/2018	-	25.86	-	982.41			
			04/22/2019	-	19.34	-	988.93			
			08/19/2020	-	22.24	-	986.03			
12430-MW04I	1008.35	1008.12	04/10/2017	-	29.36	-	978.76	53.17	47.97 - 52.97	960.38 - 955.38
			10/03/2017	-	28.35	-	979.77			
			03/12/2018	-	25.93	-	982.19			
			04/22/2019	-	19.68	-	988.44			
			08/19/2020	-	22.73	-	985.39			
12430-MW05	998.24	997.73	03/31/2015	-	13.01	-	984.72	20.80	10.60 - 20.60	987.64 - 977.64
			04/10/2017	-	18.61	-	979.12			
			10/03/2017	-	18.26	-	979.47			
			03/12/2018	-	15.20	-	982.53			
			04/22/2019	-	9.71	-	988.02			
			08/19/2020	-	13.33	-	984.40			
12430-MW06	998.58	998.27	03/31/2015	-	13.32	-	984.95	21.47	11.27 - 21.27	987.31 - 977.31
			04/10/2017	-	19.01	-	979.26			
			10/03/2017	-	18.25	-	980.02			
			03/12/2018	-	15.53	-	982.74			
			04/22/2019	-	9.71	-	988.56			
			08/19/2020	-	13.17	-	985.10			
12430-MW07	1006.27	1005.88	03/31/2015	-	19.61	-	986.27	31.04	20.84 - 30.84	985.43 - 975.43
			04/10/2017	DRY			NA			
			10/03/2017	-	25.52	-	980.36			
			03/12/2018	-	22.85	-	983.03			
			04/22/2019	-	17.13	-	17.13			
			08/19/2020	-	20.36	-	985.52			
12430-MW08	1007.86	1007.43	03/31/2015	-	22.71	-	984.72	31.10	20.90 - 30.90	986.96 - 976.96
			04/10/2017	-	28.58	-	978.85			
			10/03/2017	-	27.62	-	979.81			
			03/12/2018	-	25.04	-	982.39			
			04/22/2019	-	19.09	-	988.34			
			08/19/2020	-	22.13	-	985.30			
12430-MW09	1009.07	1008.55	03/31/2015	-	23.20	-	985.35	30.04	19.84 - 29.84	989.23 - 979.23
			04/10/2017	DRY			NA			
			10/03/2017	-	27.96	-	980.59			
			03/12/2018	-	25.74	-	982.81			
			04/22/2019	-	19.15	-	989.40			
			08/19/2020	-	22.03	-	986.52			
12430-MW10	1008.54	1008.22	03/31/2015	-	22.94	-	985.28	30.47	20.27 - 30.27	988.27 - 978.27
			04/10/2017	-	29.30	-	978.92			
			10/03/2017	-	26.98	-	981.24			
			03/12/2018	Car Parked Above Well						
			04/22/2019	-	18.03	-	990.19			
			08/19/2020	-	19.66	-	988.56			
12430-MW11	1008.26	1007.84	03/31/2015	-	22.82	-	985.02	30.83	20.63 - 30.63	987.63 - 977.63
			04/10/2017	-	29.37	-	978.47			
			10/03/2017	-	27.16	-	980.68			
			03/12/2018	-	25.70	-	982.14			
			04/22/2019	-	17.79	-	990.05			
			08/19/2020	-	20.34	-	987.50			

Monitoring Well	Ground Surface Elevation	Top-of-Casing Elevation	Date	Free-Product Depth Below Top-of-Casing	Groundwater Depth Below Top-of-Casing	Free-Product Thickness	Groundwater Elevation	Well Depth BGS	Screened Interval Depth	Screened Interval Elevation
12430-MW12	1005.64	1005.35	04/10/2017	-	26.59	-	978.76	35.69	25.49 - 35.49	980.15 - 970.15
			10/03/2017	-	25.39	-	979.96			
			03/12/2018	-	23.41	-	981.94			
			04/22/2019	-	18.38	-	986.97			
			08/19/2020	-	20.39	-	984.96			
12430-MW12I	1005.65	1005.37	04/10/2017	-	26.65	-	978.72	45.63	40.43 - 45.43	965.22 - 960.22
			10/03/2017	-	25.81	-	979.56			
			03/12/2018	-	23.05	-	982.32			
			04/22/2019	-	17.01	-	988.36			
			08/19/2020	-	20.25	-	985.12			
12430-MW14	1000.38	1000.02	04/10/2017	-	21.25	-	978.77	25.57	15.37 - 25.37	985.01 - 975.01
			10/03/2017	-	20.46	-	979.56			
			03/12/2018	-	17.75	-	982.27			
			04/22/2019	-	11.69	-	988.33			
			08/19/2020	-	15.06	-	984.96			
12430-MW14I	1000.31	1000.11	04/10/2017	-	21.41	-	978.70	67.92	62.72 - 67.72	937.59 - 932.59
			10/03/2017	-	20.64	-	979.47			
			03/12/2018	-	17.93	-	982.18			
			04/22/2019	-	12.13	-	987.98			
			08/19/2020	-	15.39	-	984.72			
12430-MW15	1000.15	999.88	04/10/2017	-	21.18	-	978.70	26.83	16.63 - 26.63	983.52 - 973.52
			10/03/2017	-	20.52	-	979.36			
			03/12/2018	-	17.70	-	982.18			
			04/22/2019	-	15.30	-	984.58			
			08/19/2020	-	15.37	-	984.51			
12430-MW15I	1000.06	999.88	04/10/2017	-	21.24	-	978.64	62.13	56.93 - 61.93	943.13 - 938.13
			10/03/2017	-	20.55	-	979.33			
			03/12/2018	-	17.78	-	982.10			
			04/22/2019	-	12.06	-	987.82			
			08/19/2020	-	15.37	-	984.51			
12430-MW16	1001.01	1000.63	04/10/2017	-	22.10	-	978.53	27.71	17.51 - 27.51	983.50 - 973.50
			10/03/2017	-	21.38	-	979.25			
			03/12/2018	-	18.59	-	982.04			
			04/22/2019	-	12.70	-	987.93			
			08/19/2020	-	16.04	-	984.59			
12430-MW16I	1001.10	1000.72	04/10/2017	-	22.11	-	978.61	65.49	60.29 - 65.29	940.81 - 935.81
			10/03/2017	-	21.41	-	979.31			
			03/12/2018	-	18.65	-	982.07			
			04/22/2019	-	12.86	-	987.86			
			08/19/2020	-	16.23	-	984.49			
12430-MW17	1000.25	999.85	04/10/2017	-	21.36	-	978.49	28.82	18.62 - 28.62	981.63 - 971.63
			10/03/2017	-	20.76	-	979.09			
			03/12/2018	-	17.81	-	982.04			
			04/22/2019	-	12.50	-	987.35			
			08/19/2020	-	16.26	-	983.59			
12430-MW17I	1000.44	1000.01	04/10/2017	-	21.46	-	978.55	60.41	55.21 - 60.21	945.23 - 940.23
			10/03/2017	-	20.82	-	979.19			
			03/12/2018	-	17.97	-	982.04			
			04/22/2019	-	11.74	-	988.27			
			08/19/2020	-	15.74	-	984.27			
12430-MW18	1003.14	1002.78	04/10/2017	-	24.38	-	978.40	29.30	19.10 - 29.10	984.04 - 974.04
			10/03/2017	-	23.61	-	979.17			
			03/12/2018	-	20.90	-	981.88			
			04/22/2019	NOT LOCATED						
			08/19/2020	NOT LOCATED						
12430-MW18I	1002.36	1001.89	03/12/2018	-	19.87	-	982.02	65.47	60.27 - 65.27	942.09 - 937.09
			04/22/2019	NOT LOCATED						
			08/19/2020	NOT LOCATED						
12430-MW19	1008.61	1008.24	04/10/2017	-	29.68	-	978.56	39.69	29.49 - 39.49	979.12 - 969.12
			10/03/2017	-	28.83	-	979.41			
			03/12/2018	-	26.07	-	982.17			
			04/22/2019	-	20.01	-	988.23			
			08/19/2020	-	23.43	-	984.81			
12430-MW19I	1008.55	1008.18	04/10/2017	-	29.57	-	978.61	70.68	65.48 - 70.48	943.07 - 938.07
			10/03/2017	-	28.82	-	979.36			
			03/12/2018	-	25.93	-	982.25			
			04/22/2019	-	20.24	-	987.94			
			08/19/2020	-	23.26	-	984.92			
12430-MW20	1008.40	1008.01	04/10/2017	-	29.41	-	978.60	40.87	30.67 - 40.67	977.73 - 967.73
			10/03/2017	-	28.22	-	979.79			
			03/12/2018	-	25.76	-	982.25			
			04/22/2019	-	22.19	-	985.82			
			08/19/2020	-	23.22	-	984.79			
12430-MW21	1007.16	1006.73	04/10/2017	-	28.06	-	978.67	35.14	24.94 - 34.94	982.22 - 972.22
			10/03/2017	-	27.19	-	979.54			
			03/12/2018	-	24.54	-	982.19			
			04/22/2019	-	18.89	-	987.84			
			08/19/2020	-	21.64	-	985.09			
12430-MW22	1007.45	1007.12	04/10/2017	-	28.31	-	978.81	35.06	24.86 - 34.86	982.59 - 972.59
			10/03/2017	-	27.30	-	979.82			
			03/12/2018	-	24.68	-	982.44			
			04/22/2019	-	18.69	-	988.43			
			08/19/2020	-	21.65	-	985.47			

Monitoring Well	Ground Surface Elevation	Top-of-Casing Elevation	Date	Free-Product Depth Below Top-of-Casing	Groundwater Depth Below Top-of-Casing	Free-Product Thickness	Groundwater Elevation	Well Depth BGS	Screened Interval Depth	Screened Interval Elevation
12430-MW22I	1007.28	1007.03	04/10/2017	-	28.29	-	978.74	49.72	44.52 - 49.52	962.76 - 957.76
			10/03/2017	-	27.46	-	979.57			
			03/12/2018	-	24.73	-	982.30			
			04/22/2019	-	18.61	-	988.42			
			08/19/2020	-	22.02	-	985.01			
12430-MW23	1008.66	1008.24	04/10/2017	-	29.61	-	978.63	39.87	29.67 - 39.67	978.99 - 968.99
			10/03/2017	-	28.71	-	979.53			
			03/12/2018	-	26.14	-	982.10			
			04/22/2019	-	20.04	-	988.20			
			08/19/2020	-	23.16	-	985.08			
12430-MW23I	1008.66	1008.21	10/03/2017	-	28.73	-	979.48	61.69	56.49 - 61.49	952.17 - 947.17
			03/12/2018	-	26.02	-	982.19			
			04/22/2019	-	20.20	-	988.01			
			08/19/2020	-	23.40	-	984.81			
12430-MW24	1006.83	1006.39	04/10/2017	26.56	31.04	4.48	978.49	35.25	25.05 - 35.05	981.78 - 971.78
			04/24/2017	25.87	30.62	4.75	979.10			
			10/03/2017	25.29	31.56	6.27	979.22			
			03/12/2018	23.11	27.37	4.26	982.00			
			05/14/2018 Pre-AFVR	23.17	27.28	4.11	981.99			
			05/18/2018 Pre-AFVR	23.73	25.45	1.72	982.14			
			04/22/2019	18.40	20.12	1.72	987.47			
			01/13/2020 Pre-AFVR	23.14	23.95	0.81	983.01			
			08/19/2020	-	21.28	Sheen	985.11			
12430-MW25	1007.57	1007.27	04/10/2017	-	28.72	-	978.55	38.20	28.00 - 38.00	979.57 - 969.57
			10/03/2017	-	27.82	-	979.45			
			03/12/2018	-	25.13	-	982.14			
			04/22/2019	-	19.20	-	988.07			
			08/19/2020	-	22.45	-	984.82			
12430-MW26	1007.68	1007.33	04/10/2017	-	28.52	-	978.81	36.45	26.25 - 36.25	981.43 - 971.43
			10/03/2017	-	27.50	-	979.83			
			03/12/2018	-	24.94	-	982.39			
			04/22/2019	-	18.84	-	988.49			
			08/19/2020	-	21.78	-	985.55			
12430-MW26I	1007.67	1007.27	04/10/2017	-	28.53	-	978.74	55.11	49.91 - 54.91	957.76 - 952.76
			10/03/2017	-	27.50	-	979.77			
			03/12/2018	-	24.91	-	982.36			
			04/22/2019	-	19.05	-	988.22			
			08/19/2020	-	21.89	-	985.38			
12430-MW27	1007.24	1006.96	10/03/2017	-	27.26	-	979.70	34.70	24.50 - 34.50	982.74 - 972.74
			03/12/2018	-	24.99	-	981.97			
			04/22/2019	-	18.45	-	988.51			
			08/19/2020	-	21.43	-	985.53			
12430-MW27I	1007.49	1007.08	03/12/2018	-	25.20	-	981.88	65.41	60.21 - 65.21	947.28 - 942.28
			04/22/2019	-	18.86	-	988.22			
			08/19/2020	-	21.96	-	985.12			
12430-MW28	1007.08	1006.76	10/03/2017	-	26.82	-	979.94	35.91	25.71 - 35.71	981.37 - 971.37
			03/12/2018	-	24.20	-	982.56			
			04/22/2019	-	18.00	-	988.76			
			08/19/2020	-	21.36	-	985.40			
12430-RW01	1007.18	1006.69	04/10/2017	27.34	29.98	2.64	978.56	40.69	20.49 - 40.49	986.69 - 966.69
			04/17/2017	26.99	30.19	3.20	978.74			
			10/03/2017	25.62	31.71	6.09	979.24			
			03/12/2018	23.14	28.36	5.22	981.98			
			05/14/2018 Pre-AFVR	23.30	27.89	4.59	982.01			
			04/22/2019	18.00	20.35	2.35	987.99			
			01/13/2020 Pre-AFVR	22.45	24.64	2.19	983.58			
			08/19/2020	-	21.66	Sheen	985.03			
12430-RW02	1006.53	1006.23	04/10/2017	26.58	30.63	4.05	978.44	38.08	17.88 - 37.88	988.65 - 968.65
			04/24/2017	25.58	28.63	3.05	979.74			
			10/03/2017	25.61	30.26	4.65	979.23			
			03/12/2018	23.63	26.94	3.31	981.61			
			05/18/2018 Pre-AFVR	23.04	26.84	3.80	982.05			
			04/22/2019	-	18.18	-	988.05			
			08/19/2020	21.18	21.33	0.15	985.16			
12430-RW03	1006.17	1005.90	04/10/2017	-	27.19	-	978.71	40.00	19.80 - 39.80	986.37 - 966.37
			10/03/2017	-	26.29	-	979.61			
			03/12/2018	-	23.57	-	982.33			
			04/22/2019	-	17.70	-	988.20			
			08/19/2020	-	20.79	-	985.11			
12430-MWX	1007.47	1007.20	04/10/2017	28.53	NA	+1.47	NA	30.27	20.07 - 30.07	987.40 - 977.40
			04/17/2017	28.30	NA	+1.70	NA			
			10/03/2017	-	27.69	Sheen	979.51			
			03/12/2018	-	24.07	Sheen	983.13			
			05/14/2018 Pre-AFVR	-	24.93	-	982.27			
			04/22/2019	-	19.11	-	988.09			
			08/19/2020	-	22.26	-	984.94			

Monitoring Well	Ground Surface Elevation	Top-of-Casing Elevation	Date	Free-Product Depth Below Top-of-Casing	Groundwater Depth Below Top-of-Casing	Free-Product Thickness	Groundwater Elevation	Well Depth BGS	Screened Interval Depth	Screened Interval Elevation
12430-MWXR	1007.67	1007.31	04/10/2017	-	28.66	-	978.65	38.25	28.05 - 38.05	979.62 - 969.62
			04/17/2017	28.43	28.45	0.02	978.87			
			10/03/2017	-	27.83	Sheen	979.48			
			03/12/2018	-	25.06	-	982.25			
			04/22/2019	-	19.20	-	988.11			
			08/19/2020	-	22.45	-	984.86			

NOTES:
Measurements are in feet
BGS - below ground surface
Elevations are NAVD 88

TABLE 2
Summary of Groundwater Analytical Results
Westside Quick Stop - UST Permit #12430
Greenville, Greenville County, South Carolina

		Free-Product Thickness (feet)	Benzene (µg/L)	Toluene (µg/L)	Ethylbenzene (µg/L)	Xylenes (µg/L)	MTBE (µg/L)	Naphthalene (µg/L)	EDB (µg/L)	1,2 DCA (µg/L)	ETBE (µg/L)	ETBA (µg/L)	TAME (µg/L)	DIPE (µg/L)	Ethanol (µg/L)	TBF (µg/L)	TBA (µg/L)	TAA (µg/L)	Lead (µg/L)	Dissolved Lead (µg/L)
		---	RBSL 5	RBSL 1,000	RBSL 700	RBSL 10,000	RBSL 40	RBSL 25	RBSL 0.05	RBSL 5	RBSL 47	RBSL NE	RBSL 128	RBSL 150	RBSL 10,000	RBSL NE	RBSL 1,400	RBSL 240	RBSL 15	RBSL 15
12430-MW01	08/13/2013	-	***27000***	***54000***	***2700***	***13000***	***5200***	<500	***0.90***	<500	<500	<10000	<5000	***2600***	<50000	<2500	<10000	***27000***	<10	NT
			27000	***54000***	***2700***	***13000***	***5200***	<500	***0.93***	<500	<500	<10000	<5000	***2600***	<50000	<2500	<10000	***28000***	<10	NT
	03/30/2015	-	***3000***	***6300***	***440***	***2500***	***800***	<20	<0.049	<7.4	<10	<75	<13	***68***	<960	<33	***180 J***	***1800***	<4.7	NT
			3000	***6200***	***420***	***2500***	***820***	<20	<0.0049	<7.4	<10	<75	<13	***67***	<960	<33	***190 J***	***1900***	<4.7	NT
	04/10/2017	***4.16***	NS	NS	NS	NS	NS	NS	NS	NS	NS	NS	NS	NS	NS	NS	NS	NS	NS	NS
	03/12/2018	***4.89***	NS	NS	NS	NS	NS	NS	NS	NS	NS	NS	NS	NS	NS	NS	NS	NS	NS	NS
	05/18/2018	***4.26***	AFVR Event Peformed - 05/18/2018 through 05/22/2018																	
	04/22/2019	***0.20***	NS	NS	NS	NS	NS	NS	NS	NS	NS	NS	NS	NS	NS	NS	NS	NS	NS	NS
	01/13/2020	***0.44***	AFVR Event Peformed - 01/13/2020 through 01/17/2020																	
	08/22/2020	***SHEEN***	***14000***	***43400***	***3050***	***16400***	<1240	<836	<0.011	<824	<3380	<21600	<1220	<1400	<57600	<9640	<36400	<26200	NT	NT
12430-MW02	08/13/2013	-	***1000***	***1000***	***200***	***570***	***23***	<20	<0.019	<20	<20	<400	<200	<100	<2000	<100	<400	***910***	<10	NT
	03/30/2015	-	***23000***	***51000***	***3200***	***15000***	***520***	***620***	***0.36***	<74	<100	<750	<130	***1600***	<9600	<330	<1100	***20000***	<4.7	NT
	04/11/2017	-	***851***	***659***	***139***	***562***	<8.5	<10.0	<0.021	<9.0	<18.0	<160	<17.0	<8.5	<655	<36.5	<288	***687***	22.0	NT
	03/19/2018	-	***545***	***710***	***134***	***924***	<8.5	<10.0	<0.020	<9.0	<18.0	<160	<17.0	<8.5	<655	<36.5	<288	***1240***	NT	<2.5
			570	***494***	***108***	***817***	<8.5	<10.0	<0.020	<9.0	<18.0	<160	<17.0	<8.5	<655	<36.5	<288	***1020***	NT	<2.5
	04/23/2019	-	***577***	***82.3***	***37.3***	***609***	<15.5	***11.9 J***	<0.011	<10.3	<42.3	<270	<15.2	<17.4	<720	<120	<455	***597***	NT	NT
	08/22/2020	-	***209***	***4.3 J***	<3.7	***120***	<6.2	***<4.2***	<0.011	<4.1	<16.9	<108	<6.1	<7.0	<288	<48.2	<182	<131	NT	NT
			233	***10.3***	***5.8 J***	***137***	<6.2	***<4.2***	<0.011	<4.1	<16.9	<108	<6.1	<7.0	<288	<48.2	<182	***132 J***	NT	NT
12430-MW03	08/13/2013	-	<1	<1	<1	<1	<1	<1	<0.020	<1	<1	<20	<10	<5	<100	<5	<20	<20	<10	NT
	03/30/2015	-	<0.13	<0.33	<0.33	<0.33	<0.40	<0.40	<0.020	<0.15	<0.20	<1.5	<0.25	<0.40	<19	<0.66	<2.3	<1.5	***9 J***	NT
	04/10/2017		DRY																	
	03/19/2018	-	<1.7	<1.6	<1.6	<5.0	<1.7	<2.0	<0.020	<1.8	<3.6	<32.1	<3.4	<1.7	<131	<7.3	<57.7	<76.8	NT	NT
	04/23/2019	-	<1.7	<2.0	<1.8	<5.0	<3.1	<2.1	<0.011	<2.1	<8.5	<53.9	<3.0	<3.5	<144	<24.1	<91.0	<65.6	NT	NT
	08/20/2020	-	<1.7	<2.0	<1.8	<5.0	<3.1	<2.1	<0.012	<2.1	<8.5	<53.9	<3.0	<3.5	<144	<24.1	<91.0	<65.6	NT	NT
12430-MW04	03/30/2015	-	***41***	***31***	***6.7***	***63***	<0.40	<0.40	<0.020	<0.15	<0.20	<1.5	<0.25	***4.4***	<19	<0.66	<2.3	***5.1 J***	***6.4 J***	NT
	04/10/2017		DRY																	
	03/19/2018	-	***241***	***11.3***	<3.2	***346***	<3.4	<4.0	<0.020	<3.6	<7.2	<64.2	<6.8	***12.5***	<262	<14.6	<115	<154	NT	NT
	04/23/2019	-	***160***	***24.0***	<3.7	***224***	<6.2	<4.2	<0.011	<4.1	<16.9	<108	<6.1	***45.1***	<288	<48.2	***277***	<131	NT	NT
	08/20/2020	-	***13.7***	<2.0	<1.8	<5.0	<3.1	<2.1	<0.011	<2.1	<8.5	<53.9	<3.0	***5.7***	<144	<24.1	<91.0	<65.6	NT	NT
12430-MW04I	04/11/2017	-	***3.8 J***	***1.9 J***	<1.6	<2.7	<1.7	<2.0	<0.019	<1.8	<3.6	<32.1	<3.4	<1.7	<131	<7.3	<57.7	<76.8	<2.5	NT
	03/19/2018	-	<1.7	<1.6	<1.6	<5.0	<1.7	<2.0	<0.020	<1.8	<3.6	<32.1	<3.4	<1.7	<131	<7.3	<57.7	<76.8	NT	NT
	04/23/2019	-	<1.7	***3.2 J***	<1.8	<5.0	<3.1	<2.1	<0.011	<2.1	<8.5	<53.9	<3.0	<3.5	<144	<24.1	<91.0	<65.6	NT	NT
	08/20/2020	-	<1.7	<2.0	<1.8	<5.0	<3.1	<2.1	<0.011	<2.1	<8.5	<53.9	<3.0	<3.5	<144	<24.1	<91.0	<65.6	NT	NT
12430-MW05	03/31/2015	-	***0.22 J***	***0.70 J***	<0.33	<0.33	<0.40	<0.40	<0.019	<0.15	<0.20	<1.5	<0.25	<0.40	<19	<0.66	<2.3	<1.5	<4.7	NT
	04/11/2017	-	<1.7	<1.6	<1.6	<2.7	<1.7	<2.0	<0.020	<1.8	<3.6	<32.1	<3.4	<1.7	<131	<7.3	<57.7	<76.8	<2.5	NT
	03/12/2018	-	<1.7	<1.6	<1.6	<5.0	<1.7	<2.0	<0.019	<1.8	<3.6	<32.1	<3.4	<1.7	<131	<7.3	<57.7	<76.8	NT	NT
	04/22/2019	-	<1.7	<2.0	<1.8	<5.0	<3.1	<2.1	<0.011	<2.1	<8.5	<53.9	<3.0	<3.5	<144	<24.1	<91.0	<65.6	NT	NT
	08/19/2020	-	<1.7	<2.0	<1.8	<5.0	<3.1	<2.1	<0.011	<2.1	<8.5	<53.9	<3.0	<3.5	<144	<24.1	<91.0	<65.6	NT	NT
12430-MW06	03/31/2015	-	***0.18 J***	***0.73 J***	<0.33	<0.33	<0.40	<0.40	<0.020	<0.15	<0.20	<1.5	<0.25	<0.40	<19	<0.66	<2.3	<1.5	***14***	NT
	04/11/2017	-	<1.7	<1.6	<1.6	<2.7	<1.7	<2.0	<0.020	<1.8	<3.6	<32.1	<3.4	<1.7	<131	<7.3	<57.7	<76.8	***46.4***	NT
	03/12/2018	-	<1.7	<1.6	<1.6	<5.0	<1.7	<2.0	<0.020	<1.8	<3.6	<32.1	<3.4	<1.7	<131	<7.3	<57.7	<76.8	NT	<2.5
	04/22/2019	-	<1.7	<2.0	<1.8	<5.0	<3.1	<2.1	<0.012	<2.1	<8.5	<53.9	<3.0	<3.5	<144	<24.1	<91.0	<65.6	NT	NT
	08/19/2020	-	<1.7	<2.0	<1.8	<5.0	<3.1	<2.1	<0.011	<2.1	<8.5	<53.9	<3.0	<3.5	<144	<24.1	<91.0	<65.6	NT	NT

		Free-Product Thickness (feet)	Benzene (µg/L)	Toluene (µg/L)	Ethylbenzene (µg/L)	Xylenes (µg/L)	MTBE (µg/L)	Naphthalene (µg/L)	EDB (µg/L)	1,2 DCA (µg/L)	ETBE (µg/L)	ETBA (µg/L)	TAME (µg/L)	DIPE (µg/L)	Ethanol (µg/L)	TBF (µg/L)	TBA (µg/L)	TAA (µg/L)	Lead (µg/L)	Dissolved Lead (µg/L)
		---	RBSL 5	RBSL 1,000	RBSL 700	RBSL 10,000	RBSL 40	RBSL 25	RBSL 0.05	RBSL 5	RBSL 47	RBSL NE	RBSL 128	RBSL 150	RBSL 10,000	RBSL NE	RBSL 1,400	RBSL 240	RBSL 15	RBSL 15
12430-MW07	03/31/2015	-	<0.13	<0.33	<0.33	<0.33	<0.40	<0.40	<0.019	<0.15	<0.20	<1.5	<0.25	<0.40	<19	<0.66	<2.3	<1.5	***4.8 J***	NT
	04/10/2017		DRY																	
	03/19/2018	-	<1.7	<1.6	<1.6	<5.0	<1.7	<2.0	<0.020	<1.8	<3.6	<32.1	<3.4	<1.7	<131	<7.3	<57.7	<76.8	NT	NT
	04/22/2019	-	<1.7	<2.0	<1.8	<5.0	<3.1	<2.1	<0.011	<2.1	<8.5	<53.9	<3.0	<3.5	<144	<24.1	<91.0	<65.6	NT	NT
	08/20/2020	-	<1.7	<2.0	<1.8	<5.0	<3.1	<2.1	<0.011	<2.1	<8.5	<53.9	<3.0	<3.5	<144	<24.1	<91.0	<65.6	NT	NT
12430-MW08	03/30/2015	-	<0.13	<0.33	<0.33	<0.33	<0.40	<0.40	<0.020	<0.15	<0.20	<1.5	<0.25	<0.40	<19	<0.66	***26***	***14 J***	<4.7	NT
	04/11/2017	-	<1.7	<1.6	<1.6	<2.7	<1.7	<2.0	<0.020	<1.8	<3.6	<32.1	<3.4	<1.7	<131	<7.3	<57.7	<76.8	<2.5	NT
	03/19/2018	-	<1.7	<1.6	<1.6	<5.0	<1.7	<2.0	<0.020	<1.8	<3.6	<32.1	<3.4	<1.7	<131	<7.3	<57.7	<76.8	NT	NT
	04/22/2019	-	<1.7	<2.0	<1.8	<5.0	<3.1	<2.1	<0.011	<2.1	<8.5	<53.9	<3.0	<3.5	<144	<24.1	<91.0	<65.6	NT	NT
	08/20/2020	-	<1.7	<2.0	<1.8	<5.0	<3.1	<2.1	<0.011	<2.1	<8.5	<53.9	<3.0	<3.5	<144	<24.1	<91.0	<65.6	NT	NT
12430-MW09	03/30/2015	-	<0.13	<0.33	<0.33	<0.33	<0.40	<0.40	<0.020	<0.15	<0.20	<1.5	<0.25	<0.40	<19	<0.66	<2.3	<1.5	<4.7	NT
	04/10/2017		DRY																	
	03/19/2018	-	<1.7	<1.6	<1.6	<5.0	<1.7	<2.0	<0.019	<1.8	<3.6	<32.1	<3.4	<1.7	<131	<7.3	<57.7	<76.8	NT	NT
	04/22/2019	-	<1.7	<2.0	<1.8	<5.0	<3.1	<2.1	<0.011	<2.1	<8.5	<53.9	<3.0	<3.5	<144	<24.1	<91.0	<65.6	NT	NT
	08/20/2020	-	<1.7	<2.0	<1.8	<5.0	<3.1	<2.1	<0.011	<2.1	<8.5	<53.9	<3.0	<3.5	<144	<24.1	<91.0	<65.6	NT	NT
12430-MW10	03/30/2015	-	<0.13	<0.33	<0.33	<0.33	<0.40	<0.40	<0.0049	<0.15	<0.20	<1.5	<0.25	<0.40	<19	<0.66	***3.6 J***	<1.5	<4.7	NT
	04/10/2017	-	<1.7	<1.6	<1.6	<2.7	<1.7	<2.0	<0.020	<1.8	<3.6	<32.1	<3.4	<1.7	<131	<7.3	<57.7	<76.8	***286***	NT
	03/12/2018	NOT SAMPLED - CAR PARKED ABOVE MONITORING WELL																		
	04/22/2019	-	<1.7	<2.0	<1.8	<5.0	<3.1	<2.1	<0.011	<2.1	<8.5	<53.9	<3.0	<3.5	<144	<24.1	<91.0	<65.6	NT	NT
	08/20/2020	-	<1.7	<2.0	<1.8	<5.0	<3.1	<2.1	<0.011	<2.1	<8.5	<53.9	<3.0	<3.5	<144	<24.1	<91.0	<65.6	NT	NT
12430-MW11	03/30/2015	-	<0.13	<0.33	<0.33	<0.33	<0.40	<0.40	<0.020	<0.15	<0.20	<1.5	<0.25	<0.40	<19	<0.66	<2.3	<1.5	***6.7 J***	NT
	04/10/2017	-	<1.7	<1.6	<1.6	<2.7	<1.7	***2.3 J***	<0.020	<1.8	<3.6	<32.1	<3.4	<1.7	<131	<7.3	<57.7	***77.5 J***	***68.4***	NT
	03/12/2018	-	<1.7	<1.6	<1.6	<5.0	<1.7	<2.0	<0.019	<1.8	<3.6	<32.1	<3.4	<1.7	<131	<7.3	<57.7	<76.8	NT	<2.5
	04/22/2019	-	<1.7	<2.0	<1.8	<5.0	<3.1	<2.1	<0.011	<2.1	<8.5	<53.9	<3.0	<3.5	<144	<24.1	<91.0	<65.6	NT	NT
	08/20/2020	-	<1.7	<2.0	<1.8	<5.0	<3.1	<2.1	<0.011	<2.1	<8.5	<53.9	<3.0	<3.5	<144	<24.1	<91.0	<65.6	NT	NT
12430-MW12	04/15/2017	-	***2050***	***3930***	***422***	***1580***	<34.0	<40.0	<0.019	<36.0	<72.0	<642	<68.0	<34.0	<2620	<146	<1150	***3010***	<2.5	NT
	03/19/2018	-	***1930***	***2840***	***383***	***1380***	<42.5	<50.0	<0.020	<45.0	<90.0	<802	<85.0	<42.5	<3280	<182	<1440	***3490***	NT	NT
	04/23/2019	-	***1820***	***3130***	***410***	***1600***	<62.0	<41.8	<0.011	<41.2	<169	<1080	<60.8	<69.8	<2880	<482	<1820	***4450***	NT	NT
	08/22/2020	-	***3440***	***9080***	***1270***	***5860***	<155	***110 J***	<0.011	<103	<423	<2700	<152	<174	<7200	<1200	<4550	***6780***	NT	NT
			3730	***8780***	***1200***	***5560***	<155	***105 J***	<0.011	<103	<423	<2700	<152	<174	<7200	<1200	<4550	***7980***	NT	NT
12430-MW12I	04/15/2017	-	***2700***	***6210***	***576***	***2740***	<68.0	<80.0	<0.020	<72.0	<144	<1280	<136	<68.0	<5240	<292	<2310	***3680 J***	<2.5	NT
	03/19/2018	-	***1440***	***2880***	***231***	***1570***	<34.0	***41.8 J***	<0.020	<36.0	<72.0	<642	<68.0	<34.0	<2620	<146	<1150	***3830***	NT	NT
	04/23/2019	-	***2460***	***3070***	***338***	***1770***	<62.0	***71.1 J***	<0.012	<41.2	<169	<1080	<60.8	***121***	<2880	<482	<1820	***4640***	NT	NT
	08/22/2020	-	***1820***	***5530***	***871***	***3910***	<155	***109 J***	<0.011	<103	<423	<2700	<152	<174	<7200	<1200	<4550	<3280	NT	NT
12430-MW14	04/11/2017	-	***746***	***748***	***80.5***	***476***	<8.5	<10.0	<0.020	<9.0	<18.0	<160	<17.0	<8.5	***795 J***	<36.5	<288	***2050***	***3.1 J***	NT
			764	***749***	***79.6***	***462***	<8.5	<10.0	<0.020	<9.0	<18.0	<160	<17.0	<8.5	<655	<36.5	<288	***2220***	***10.6***	NT
	03/12/2018	-	***526***	***535***	***59.1***	***374***	<8.5	<10.0	<0.020	<9.0	<18.0	<160	<17.0	<8.5	<655	<36.5	<288	<384	NT	NT
			520	***522***	***57.4***	***358***	<8.5	<10.0	<0.020	<9.0	<18.0	<160	<17.0	<8.5	<655	<36.5	<288	***1070***	NT	NT
	04/22/2019	-	***575***	***300***	***56.1***	***614***	<12.4	<8.4	<0.011	<8.2	<33.8	<216	<12.2	<14.0	<576	<96.4	<364	***3150***	NT	NT
	08/19/2020	-	***278***	***49.5***	***31.4***	***181***	<6.2	<4.2	<0.011	<4.1	<16.9	<108	<6.1	<7.0	<288	<48.2	<182	***1870***	NT	NT
12430-MW14I	04/11/2017	-	***33.4***	***16.0***	***2.6 J***	***15.0***	<1.7	<2.0	<0.020	<1.8	<3.6	<32.1	<3.4	<1.7	<131	<7.3	<57.7	***111***	<2.5	NT
	03/12/2018	-	***3.4 J***	<1.6	<1.6	<5.0	<1.7	<2.0	<0.019	<1.8	<3.6	<32.1	<3.4	<1.7	<131	<7.3	<57.7	<76.8	NT	NT
	04/22/2019	-	<1.7	<2.0	<1.8	<5.0	<3.1	<2.1	<0.011	<2.1	<8.5	<53.9	<3.0	<3.5	<144	<24.1	<91.0	<65.6	NT	NT
	08/19/2020	-	<1.7	<2.0	<1.8	<5.0	<3.1	<2.1	<0.011	<2.1	<8.5	<53.9	<3.0	<3.5	<144	<24.1	<91.0	<65.6	NT	NT
12430-MW15	04/11/2017	-	<1.7	<1.6	<1.6	<2.7	<1.7	<2.0	<0.020	<1.8	<3.6	<32.1	<3.4	<1.7	<131	<7.3	<57.7	<76.8	<2.5	NT
	03/12/2018	-	<1.7	<1.6	<1.6	<5.0	<1.7	<2.0	<0.020	<1.8	<3.6	<32.1	<3.4	<1.7	<131	<7.3	<57.7	<76.8	NT	NT
	04/22/2019	-	<1.7	<2.0	<1.8	<5.0	<3.1	<2.1	<0.011	<2.1	<8.5	<53.9	<3.0	<3.5	<144	<24.1	<91.0	<65.6	NT	NT
	08/19/2020	-	<1.7	<2.0	<1.8	<5.0	<3.1	<2.1	<0.012	<2.1	<8.5	<53.9	<3.0	<3.5	<144	<24.1	<91.0	<65.6	NT	NT

		Free-Product Thickness (feet)	Benzene (µg/L)	Toluene (µg/L)	Ethylbenzene (µg/L)	Xylenes (µg/L)	MTBE (µg/L)	Naphthalene (µg/L)	EDB (µg/L)	1,2 DCA (µg/L)	ETBE (µg/L)	ETBA (µg/L)	TAME (µg/L)	DIPE (µg/L)	Ethanol (µg/L)	TBF (µg/L)	TBA (µg/L)	TAA (µg/L)	Lead (µg/L)	Dissolved Lead (µg/L)
		---	RBSL 5	RBSL 1,000	RBSL 700	RBSL 10,000	RBSL 40	RBSL 25	RBSL 0.05	RBSL 5	RBSL 47	RBSL NE	RBSL 128	RBSL 150	RBSL 10,000	RBSL NE	RBSL 1,400	RBSL 240	RBSL 15	RBSL 15
12430-MW15I	04/11/2017	-	<1.7	<1.6	<1.6	<2.7	<1.7	<2.0	<0.020	<1.8	<3.6	<32.1	<3.4	<1.7	<131	<7.3	<57.7	<76.8	<2.5	NT
	03/12/2018	-	<1.7	<1.6	<1.6	<5.0	<1.7	<2.0	<0.020	<1.8	<3.6	<32.1	<3.4	<1.7	<131	<7.3	<57.7	<76.8	NT	NT
	04/22/2019	-	<1.7	<2.0	<1.8	<5.0	<3.1	<2.1	<0.011	<2.1	<8.5	<53.9	<3.0	<3.5	<144	<24.1	<91.0	<65.6	NT	NT
	08/19/2020	-	<1.7	<2.0	<1.8	<5.0	<3.1	<2.1	<0.011	<2.1	<8.5	<53.9	<3.0	<3.5	<144	<24.1	<91.0	<65.6	NT	NT
12430-MW16	04/11/2017	-	<1.7	<1.6	<1.6	<2.7	<1.7	<2.0	<0.020	<1.8	<3.6	<32.1	<3.4	<1.7	<131	<7.3	<57.7	<76.8	***2.8 J***	NT
	03/12/2018	-	<1.7	<1.6	<1.6	<5.0	<1.7	<2.0	<0.019	<1.8	<3.6	<32.1	<3.4	<1.7	<131	<7.3	<57.7	<76.8	NT	NT
	04/22/2019	-	<1.7	<2.0	<1.8	<5.0	<3.1	<2.1	<0.011	<2.1	<8.5	<53.9	<3.0	<3.5	<144	<24.1	<91.0	<65.6	NT	NT
	08/19/2020	-	<1.7	<2.0	<1.8	<5.0	<3.1	<2.1	<0.011	<2.1	<8.5	<53.9	<3.0	<3.5	<144	<24.1	<91.0	<65.6	NT	NT
12430-MW16I	04/11/2017	-	<1.7	<1.6	<1.6	<2.7	<1.7	<2.0	<0.020	<1.8	<3.6	<32.1	<3.4	<1.7	<131	<7.3	<57.7	<76.8	<2.5	NT
	03/12/2018	-	<1.7	<1.6	<1.6	<5.0	<1.7	<2.0	<0.019	<1.8	<3.6	<32.1	<3.4	<1.7	<131	<7.3	<57.7	<76.8	NT	NT
	04/22/2019	-	<1.7	<2.0	<1.8	<5.0	<3.1	<2.1	<0.011	<2.1	<8.5	<53.9	<3.0	<3.5	<144	<24.1	<91.0	<65.6	NT	NT
	08/19/2020	-	<1.7	<2.0	<1.8	<5.0	<3.1	<2.1	<0.011	<2.1	<8.5	<53.9	<3.0	<3.5	<144	<24.1	<91.0	<65.6	NT	NT
12430-MW17	04/10/2017	-	<1.7	<1.6	<1.6	<2.7	<1.7	<2.0	<0.020	<1.8	<3.6	<32.1	<3.4	<1.7	<131	<7.3	<57.7	<76.8	<2.5	NT
	03/19/2018	-	<1.7	<1.6	<1.6	<5.0	<1.7	<2.0	<0.020	<1.8	<3.6	<32.1	<3.4	<1.7	<131	<7.3	<57.7	<76.8	NT	NT
	04/22/2019	-	<1.7	<2.0	<1.8	<5.0	<3.1	<2.1	<0.011	<2.1	<8.5	<53.9	<3.0	<3.5	<144	<24.1	<91.0	<65.6	NT	NT
	08/19/2020	-	<1.7	<2.0	<1.8	<5.0	<3.1	<2.1	<0.011	<2.1	<8.5	<53.9	<3.0	<3.5	<144	<24.1	<91.0	<65.6	NT	NT
12430-MW17I	04/10/2017	-	<1.7	<1.6	<1.6	<2.7	<1.7	<2.0	<0.020	<1.8	<3.6	<32.1	<3.4	<1.7	<131	<7.3	<57.7	<76.8	<2.5	NT
	03/19/2018	-	<1.7	<1.6	<1.6	<5.0	<1.7	<2.0	<0.020	<1.8	<3.6	<32.1	<3.4	<1.7	<131	<7.3	<57.7	<76.8	NT	NT
	04/22/2019	-	<1.7	<2.0	<1.8	<5.0	<3.1	<2.1	<0.011	<2.1	<8.5	<53.9	<3.0	<3.5	<144	<24.1	<91.0	<65.6	NT	NT
	08/19/2020	-	<1.7	<2.0	<1.8	<5.0	<3.1	<2.1	<0.012	<2.1	<8.5	<53.9	<3.0	<3.5	<144	<24.1	<91.0	<65.6	NT	NT
12430-MW18	04/11/2017	-	<1.7	<1.6	<1.6	<2.7	<1.7	<2.0	<0.019	<1.8	<3.6	<32.1	<3.4	<1.7	<131	<7.3	<57.7	<76.8	<2.5	NT
	03/12/2018	-	<1.7	<1.6	<1.6	<5.0	<1.7	<2.0	<0.020	<1.8	<3.6	<32.1	<3.4	<1.7	<131	<7.3	<57.7	<76.8	NT	NT
	04/22/2019	NOT LOCATED																		
	08/20/2020	NOT LOCATED																		
12430-MW18I	03/12/2018	-	<1.7	<1.6	<1.6	<5.0	<1.7	<2.0	<0.020	<1.8	<3.6	<32.1	<3.4	<1.7	<131	<7.3	<57.7	<76.8	NT	NT
	04/22/2019	NOT LOCATED																		
	08/20/2020	NOT LOCATED																		
12430-MW19	04/10/2017	-	<1.7	<1.6	<1.6	<2.7	<1.7	<2.0	<0.020	<1.8	<3.6	<32.1	<3.4	<1.7	<131	<7.3	<57.7	<76.8	<2.5	NT
	03/19/2018	-	<1.7	<1.6	<1.6	<5.0	<1.7	<2.0	<0.019	<1.8	<3.6	<32.1	<3.4	<1.7	<131	<7.3	<57.7	<76.8	NT	NT
	04/23/2019	-	<1.7	<2.0	<1.8	<5.0	<3.1	<2.1	<0.011	<2.1	<8.5	<53.9	<3.0	<3.5	<144	<24.1	<91.0	<65.6	NT	NT
	08/20/2020	-	<1.7	<2.0	<1.8	<5.0	<3.1	<2.1	<0.011	<2.1	<8.5	<53.9	<3.0	<3.5	<144	<24.1	<91.0	<65.6	NT	NT
12430-MW19I	04/10/2017	-	<1.7	<1.6	<1.6	<2.7	<1.7	<2.0	<0.020	<1.8	<3.6	<32.1	<3.4	<1.7	<131	<7.3	<57.7	<76.8	<2.5	NT
	03/19/2018	-	<1.7	<1.6	<1.6	<5.0	<1.7	<2.0	<0.019	<1.8	<3.6	<32.1	<3.4	<1.7	<131	<7.3	<57.7	<76.8	NT	NT
	04/23/2019	-	<1.7	<2.0	<1.8	<5.0	3.2 J	<2.1	<0.011	<2.1	<8.5	<53.9	<3.0	<3.5	<144	<24.1	<91.0	<65.6	NT	NT
	08/20/2020	-	<1.7	<2.0	<1.8	<5.0	<3.1	<2.1	<0.011	<2.1	<8.5	<53.9	<3.0	<3.5	<144	<24.1	<91.0	<65.6	NT	NT
12430-MW20	04/10/2017	-	***341***	***286***	***26.1***	***119***	<4.2	<5.0	<0.020	<4.5	<9.0	<80.2	<8.5	***39.3***	<328	<18.2	<144	***1010***	<2.5	NT
	03/19/2018	-	***1620***	***1100***	***68.0***	***707***	<21.2	<25.0	***0.062***	<22.5	<45.0	<401	<42.5	***73.7***	<1640	<91.2	<721	***3740***	NT	NT
	04/23/2019	-	***1830***	***63.3***	***231***	***395***	<38.8	<26.1	<0.011	<25.8	<106	<674	<38.0	***170***	<1800	<301	<1140	***7910***	NT	NT
		-	***1610***	***62.6***	***209***	***372***	<38.8	***26.6 J***	<0.011	<25.8	<106	<674	<38.0	***157***	<1800	<301	<1140	***8490***	NT	NT
	08/20/2020	-	***1140***	***234***	***232***	***153***	***40.8 J***	***22.4 J***	<0.011	<20.6	<84.6	<539	<30.4	***221***	<1440	<241	<910	***10900***	NT	NT
12430-MW21	04/15/2017	-	***5520***	***1620***	***675***	***5700***	***1240***	***285***	***0.42***	<72.0	<144	<1280	<136	***585***	<5240	<292	<2310	***4390***	<2.5	NT
	03/19/2018	-	***3230***	***487***	***197***	***3660***	***732***	***404***	***0.16***	<36.0	<72.0	<642	<68.0	***329***	<2620	<146	<1150	***4530***	NT	NT
	04/23/2019	-	***3540***	***779***	***230***	***2070***	***560***	***288***	<0.011	<51.5	<212	<1350	<76.0	***264***	<3600	<602	<2280	***5590***	NT	NT
	08/22/2020	-	***3860***	***5310***	***2150***	***9260***	***817***	***690***	<0.011	<103	<423	<2700	<152	***208 J***	<7200	<1200	<4550	***11500***	NT	NT
12430-MW22	04/15/2017	-	<1.7	<1.6	<1.6	<2.7	<1.7	<2.0	<0.020	<1.8	<3.6	<32.1	<3.4	<1.7	<131	<7.3	<57.7	<76.8	<2.5	NT
	03/19/2018	-	<1.7	<1.6	<1.6	<5.0	<1.7	<2.0	<0.019	<1.8	<3.6	<32.1	<3.4	<1.7	<131	<7.3	<57.7	<76.8	NT	NT
	04/23/2019	-	<1.7	<2.0	<1.8	<5.0	<3.1	<2.1	***0.074***	<2.1	<8.5	<53.9	<3.0	<3.5	<144	<24.1	<91.0	<65.6	NT	NT
	08/22/2020	-	***4.6 J***	<2.0	<1.8	<5.0	<3.1	<2.1	<0.011	<2.1	<8.5	<53.9	<3.0	<3.5	<144	<24.1	<91.0	<65.6	NT	NT

		Free-Product Thickness (feet)	Benzene (µg/L)	Toluene (µg/L)	Ethylbenzene (µg/L)	Xylenes (µg/L)	MTBE (µg/L)	Naphthalene (µg/L)	EDB (µg/L)	1,2 DCA (µg/L)	ETBE (µg/L)	ETBA (µg/L)	TAME (µg/L)	DIPE (µg/L)	Ethanol (µg/L)	TBF (µg/L)	TBA (µg/L)	TAA (µg/L)	Lead (µg/L)	Dissolved Lead (µg/L)
		---	RBSL 5	RBSL 1,000	RBSL 700	RBSL 10,000	RBSL 40	RBSL 25	RBSL 0.05	RBSL 5	RBSL 47	RBSL NE	RBSL 128	RBSL 150	RBSL 10,000	RBSL NE	RBSL 1,400	RBSL 240	RBSL 15	RBSL 15
12430-MW22I	04/15/2017	-	<1.7	<1.6	<1.6	<2.7	<1.7	<2.0	<0.020	<1.8	<3.6	<32.1	<3.4	<1.7	<131	<7.3	<57.7	<76.8	<2.5	NT
	03/19/2018	-	<1.7	<1.6	<1.6	<5.0	<1.7	<2.0	<0.020	<1.8	<3.6	<32.1	<3.4	<1.7	<131	<7.3	<57.7	<76.8	NT	NT
	04/23/2019	-	***37.6***	<2.0	<1.8	<5.0	<3.1	<2.1	<0.011	<2.1	<8.5	<53.9	<3.0	<3.5	<144	<24.1	<91.0	***79.8 J***	NT	NT
	08/22/2020	-	<1.7	<2.0	<1.8	<5.0	<3.1	<2.1	<0.011	<2.1	<8.5	<53.9	<3.0	<3.5	<144	<24.1	<91.0	<65.6	NT	NT
12430-MW23	04/10/2017	-	***1400***	<20.0	<20.0	<33.8	***47.4 J***	***72.4***	<0.020	<22.5	<45.0	<401	<42.5	***44.7 J***	<1640	<91.2	<721	***1030 J***	<2.5	NT
	03/19/2018	-	***381***	<6.4	<6.4	<20.0	***45.6***	***9.6 J***	<0.020	***8.8 J***	<14.4	<128	<13.6	***26.0***	<524	<29.2	<231	***909***	NT	NT
	04/23/2019	-	***2.8 J***	<2.0	<1.8	<5.0	***5.7***	<2.1	***0.12***	***3.0 J***	<8.5	<53.9	<3.0	***4.5 J***	<144	<24.1	<91.0	***72.8 J***	NT	NT
	08/20/2020	-	<1.7	<2.0	<1.8	<5.0	<3.1	<2.1	<0.012	<2.1	<8.5	<53.9	<3.0	<3.5	<144	<24.1	<91.0	<65.6	NT	NT
12430-MW23I	10/03/2017	-	***115***	***4.9 J***	***3.1 J***	<5.0	***9.3***	***3.3 J***	<0.019	<1.8	<3.6	<32.1	<3.4	***16.3***	<131	<7.3	<57.7	***202***	<2.5	NT
			105	***4.5 J***	***2.9 J***	<5.0	***8.4***	***3.3 J***	<0.020	<1.8	<3.6	<32.1	<3.4	***14.8***	<131	<7.3	<57.7	***199***	<2.5	NT
	03/19/2018	-	***4840***	***67.5 J***	***68.5 J***	<125	***291***	***125***	***0.023***	<45.0	<90.0	<802	<85.0	***395***	<3280	<182	<1440	***10400***	NT	NT
	04/23/2019	-	***2260***	<40.2	<36.8	<100	***163***	***66.7 J***	***0.082***	<41.2	<169	<1080	<60.8	***224***	<2880	<482	<1820	***5760***	NT	NT
	08/20/2020	-	***2670***	***52.9 J***	<46.0	<125	***273***	<52.2	<0.011	<51.5	<212	<1350	<76.0	***372***	<3600	<602	<2280	***9640***	NT	NT
12430-MW24	04/10/2017	***4.48***	NS	NS	NS	NS	NS	NS	NS	NS	NS	NS	NS	NS	NS	NS	NS	NS	NS	NS
	03/12/2018	***4.26***	NS	NS	NS	NS	NS	NS	NS	NS	NS	NS	NS	NS	NS	NS	NS	NS	NS	NS
	05/14/2018	***4.11***	AFVR Event Peformed - 05/14/2018 through 05/18/2018																	
	05/18/2018	***1.72***	AFVR Event Peformed - 05/18/2018 through 05/22/2018																	
	04/22/2019	***1.72***	NS	NS	NS	NS	NS	NS	NS	NS	NS	NS	NS	NS	NS	NS	NS	NS	NS	NS
	01/13/2020	***0.81***	AFVR Event Peformed - 01/13/2020 through 01/17/2020																	
	08/22/2020	***SHEEN***	***26300***	***50700***	***3910***	***20000***	***20600***	<836	***3.4***	<824	<3380	<21600	<1220	***2160***	***94300***	<9640	<36400	***46000***	NT	NT
12430-MW25	04/15/2017	-	***11.6***	***2.0 J***	<1.6	<2.7	***3.7 J***	<2.0	<0.020	<1.8	<3.6	<32.1	<3.4	<1.7	<131	<7.3	<57.7	<76.8	<2.5	NT
			11.4	***2.5 J***	<1.6	<2.7	***3.5 J***	<2.0	<0.020	<1.8	<3.6	<32.1	<3.4	<1.7	<131	<7.3	<57.7	<76.8	<2.5	NT
	03/19/2018	-	***166***	***42.4***	<3.2	***56.6***	***11.8***	<4.0	<0.020	<3.6	<7.2	<64.2	<6.8	***4.2 J***	<262	<14.6	<115	***390***	NT	NT
	04/23/2019	-	***215***	<4.0	<3.7	***52.3***	***21.5***	<4.2	<0.011	<4.1	<16.9	<108	<6.1	<7.0	<288	<48.2	<182	***181 J***	NT	NT
	08/22/2020	-	***703***	***163***	***38.4***	***327***	***79.1***	<10.4	<0.011	<10.3	<42.3	<270	<15.2	<17.4	<720	<120	<455	***608***	NT	NT
12430-MW26	04/15/2017	-	<1.7	<1.6	<1.6	<2.7	<1.7	<2.0	<0.020	<1.8	<3.6	<32.1	<3.4	<1.7	<131	<7.3	<57.7	<76.8	<2.5	NT
	03/19/2018	-	***15.2***	<1.6	<1.6	***14.0***	<1.7	<2.0	***0.056***	<1.8	<3.6	<32.1	<3.4	***2.7 J***	<131	<7.3	<57.7	<76.8	NT	NT
	04/23/2019	-	***39.0***	<2.0	<1.8	***33.9***	<3.1	<2.1	***0.045***	<2.1	<8.5	<53.9	<3.0	***4.7 J***	<144	<24.1	<91.0	<65.6	NT	NT
	08/20/2020	-	***15.4***	<2.0	<1.8	<5.0	<3.1	<2.1	<0.012	<2.1	<8.5	<53.9	<3.0	<3.5	<144	<24.1	<91.0	<65.6	NT	NT
12430-MW26I	04/15/2017	-	***2.6 J***	***2.8 J***	<1.6	<2.7	<1.7	<2.0	<0.020	<1.8	<3.6	<32.1	<3.4	<1.7	<131	<7.3	<57.7	<76.8	<2.5	NT
	03/19/2018	-	<1.7	<1.6	<1.6	<5.0	<1.7	<2.0	<0.020	<1.8	<3.6	<32.1	<3.4	<1.7	<131	<7.3	<57.7	<76.8	NT	NT
	04/23/2019	-	***1.8 J***	***7.1***	<1.8	<5.0	<3.1	<2.1	<0.011	<2.1	<8.5	<53.9	<3.0	<3.5	<144	<24.1	<91.0	<65.6	NT	NT
	08/20/2020	-	<1.7	<2.0	<1.8	<5.0	<3.1	<2.1	<0.011	<2.1	<8.5	<53.9	<3.0	<3.5	<144	<24.1	<91.0	<65.6	NT	NT
12430-MW27	10/03/2017	-	<1.7	<1.6	<1.6	<2.7	<1.7	<2.0	<0.020	<1.8	<3.6	<32.1	<3.4	<1.7	<131	<7.3	<57.7	<76.8	<2.5	NT
	03/12/2018	-	<1.7	<1.6	<1.6	<5.0	<1.7	<2.0	<0.020	<1.8	<3.6	<32.1	<3.4	<1.7	<131	<7.3	<57.7	<76.8	NT	NT
	04/23/2019	-	<1.7	<2.0	<1.8	<5.0	<3.1	<2.1	<0.011	<2.1	<8.5	<53.9	<3.0	<3.5	<144	<24.1	<91.0	<65.6	NT	NT
	08/20/2020	-	<1.7	<2.0	<1.8	<5.0	<3.1	<2.1	<0.011	<2.1	<8.5	<53.9	<3.0	<3.5	<144	<24.1	<91.0	<65.6	NT	NT
12430-MW27I	03/12/2018	-	<1.7	<1.6	<1.6	<5.0	<1.7	<2.0	<0.019	<1.8	<3.6	<32.1	<3.4	<1.7	<131	<7.3	<57.7	<76.8	NT	NT
	04/23/2019	-	<1.7	<2.0	<1.8	<5.0	<3.1	<2.1	<0.011	<2.1	<8.5	<53.9	<3.0	<3.5	<144	<24.1	<91.0	<65.6	NT	NT
	08/20/2020	-	<1.7	<2.0	<1.8	<5.0	<3.1	<2.1	<0.011	<2.1	<8.5	<53.9	<3.0	<3.5	<144	<24.1	<91.0	<65.6	T	NT
12430-MW28	10/03/2017	-	<1.7	<1.6	<1.6	<2.7	<1.7	<2.0	<0.020	<1.8	<3.6	<32.1	<3.4	<1.7	<131	<7.3	<57.7	<76.8	<2.5	NT
	03/19/2018	-	<1.7	<1.6	<1.6	<5.0	<1.7	<2.0	<0.019	<1.8	<3.6	<32.1	<3.4	<1.7	<131	<7.3	<57.7	<76.8	NT	NT
	04/22/2019	-	<1.7	<2.0	<1.8	<5.0	<3.1	<2.1	<0.011	<2.1	<8.5	<53.9	<3.0	<3.5	<144	<24.1	<91.0	<65.6	NT	NT
	08/20/2020	-	<1.7	<2.0	<1.8	<5.0	<3.1	<2.1	<0.011	<2.1	<8.5	<53.9	<3.0	<3.5	<144	<24.1	<91.0	<65.6	NT	NT

		Free-Product Thickness (feet)	Benzene (µg/L)	Toluene (µg/L)	Ethylbenzene (µg/L)	Xylenes (µg/L)	MTBE (µg/L)	Naphthalene (µg/L)	EDB (µg/L)	1,2 DCA (µg/L)	ETBE (µg/L)	ETBA (µg/L)	TAME (µg/L)	DIPE (µg/L)	Ethanol (µg/L)	TBF (µg/L)	TBA (µg/L)	TAA (µg/L)	Lead (µg/L)	Dissolved Lead (µg/L)
		---	RBSL 5	RBSL 1,000	RBSL 700	RBSL 10,000	RBSL 40	RBSL 25	RBSL 0.05	RBSL 5	RBSL 47	RBSL NE	RBSL 128	RBSL 150	RBSL 10,000	RBSL NE	RBSL 1,400	RBSL 240	RBSL 15	RBSL 15
12430-MW0X	04/10/2017	***>1.47***	NS	NS	NS	NS	NS	NS	NS	NS	NS	NS	NS	NS	NS	NS	NS	NS	NS	NS
	03/12/2018	***Sheen***	NS	NS	NS	NS	NS	NS	NS	NS	NS	NS	NS	NS	NS	NS	NS	NS	NS	NS
	05/14/2018	-	AFVR Event Peformed - 05/14/2018 through 05/18/2018																	
	04/23/2019	-	***1780***	***4760***	***364***	***2550***	***1480***	<83.6	***1.5***	<82.4	<338	<2160	<122	<140	<5760	<964	<3640	***6000***	NT	NT
	08/22/2020	-	***2880***	***7500***	***571***	***4130***	***2580***	***134 J***	<0.011	<103	<423	<2700	<152	<174	<7200	<1200	<4550	***4910 J***	NT	NT
			3220	***7440***	***550***	***4030***	***3270***	***109 J***	<0.012	<103	<423	<2700	<152	***223 J***	<7200	<1200	<4550	***5100***	NT	NT
12430-MW0XR	04/11/2017	-	***3580***	***9410***	***621***	***3390***	***516***	<200	<0.020	<180	<360	<3210	<340	<170	<13100	<730	<5770	<7680	***18.2***	NS
	03/19/2018	-	<1.7	<1.6	<1.6	<5.0	***30.8***	<2.0	<0.020	<1.8	<3.6	<32.1	<3.4	***2.1 J***	<131	<7.3	<57.7	<76.8	NT	<2.5
	04/23/2019	-	<1.7	<2.0	<1.8	<5.0	***4.9 J***	<2.1	***0.21***	<2.1	<8.5	<53.9	<3.0	<3.5	<144	<24.1	<91.0	<65.6	NT	NT
	08/22/2020	-	***45.6***	***5.7***	<1.8	***50.8***	***28.9***	<2.1	<0.011	<2.1	<8.5	<53.9	<3.0	<3.5	<144	<24.1	<91.0	***290***	NT	NT
12430-RW01	04/10/2017	***2.64***	NS	NS	NS	NS	NS	NS	NS	NS	NS	NS	NS	NS	NS	NS	NS	NS	NS	NS
	03/12/2018	***5.22***	NS	NS	NS	NS	NS	NS	NS	NS	NS	NS	NS	NS	NS	NS	NS	NS	NS	NS
	05/14/2018	***4.59***	AFVR Event Peformed - 05/14/2018 through 05/18/2018																	
	04/22/2019	***2.35***	NS	NS	NS	NS	NS	NS	NS	NS	NS	NS	NS	NS	NS	NS	NS	NS	NS	NS
	01/13/2020	***2.19***	AFVR Event Peformed - 01/13/2020 through 01/17/2020																	
	08/22/2020	***SHEEN***	***21500***	***35600***	***2320 J***	<5000	***105000***	<2090	***2.9***	<2060	<8460	<53900	<3040	<3490	<144000	<24100	<91000	<65600	NT	NT
12430-RW02	04/10/2017	***4.05***	NS	NS	NS	NS	NS	NS	NS	NS	NS	NS	NS	NS	NS	NS	NS	NS	NS	NS
	03/12/2018	***3.31***	NS	NS	NS	NS	NS	NS	NS	NS	NS	NS	NS	NS	NS	NS	NS	NS	NS	NS
	05/18/2018	***3.80***	AFVR Event Peformed - 05/18/2018 through 05/22/2018																	
	04/23/2019	-	***1470***	***7790***	***889***	***10500***	<155	***1070***	***0.059***	<103	<423	<2700	<152	<174	<7200	<1200	<4550	<3280	NT	NT
			1230	***6530***	***518***	***7320***	<310	***535***	***0.048***	<206	<846	<5390	<304	<349	<14400	<2410	<9100	<6560	NT	NT
	08/20/2020	***0.15***	NS	NS	NS	NS	NS	NS	NS	NS	NS	NS	NS	NS	NS	NS	NS	NS	NS	NS
12430-RW03	04/15/2017	-	***7020***	***12200***	***1890***	***9200***	***298 J***	***275 J***	<0.020	<180	<360	<3210	<340	***251 J***	<13100	<730	<5770	<7680	<2.5	NT
			6750	***11700***	***1890***	***9100***	***304 J***	***269 J***	<0.020	<180	<360	<3210	<340	***257 J***	<13100	<730	<5770	<7680	<2.5	NT
	03/19/2018	-	***5770***	***15400***	***2040***	***12100***	***205 J***	***261 J***	NT	<180	<360	<3210	<340	<170	<13100	<730	<5770	<7680	NT	NT
	04/23/2019	-	***108***	***139***	***42.2***	***485***	***23.7***	***13.2***	<0.011	<4.1	<16.9	<108	<6.1	***14.3***	<288	<48.2	<182	***713***	NT	NT
	08/22/2020	-	***84.7***	***35.3***	***38.4***	***188***	***6.5***	***3.0 J***	<0.011	<2.1	<8.5	<53.9	<3.0	***4.1 J***	<144	<24.1	<91.0	***259***	NT	NT
EQUIPMENT BLANK 1	08/19/2020	NA	<1.7	<2.0	<1.8	<5.0	<3.1	<2.1	<0.012	<2.1	<8.5	<53.9	<3.0	<3.5	<144	<24.1	<91.0	<65.6	NT	NT
EQUIPMENT BLANK 2	08/20/2020	NA	<1.7	<2.0	<1.8	<5.0	<3.1	<2.1	<0.011	<2.1	<8.5	<53.9	<3.0	<3.5	<144	<24.1	<91.0	<65.6	NT	NT
EQUIPMENT BLANK 3	08/22/2020	NA	<1.7	<2.0	<1.8	<5.0	<3.1	<2.1	<0.011	<2.1	<8.5	<53.9	<3.0	<3.5	<144	<24.1	<91.0	<65.6	NT	NT
FIELD BLANK 1	08/19/2020	NA	<1.7	<2.0	<1.8	<5.0	<3.1	<2.1	<0.011	<2.1	<8.5	<53.9	<3.0	<3.5	<144	<24.1	<91.0	<65.6	NT	NT
FIELD BLANK 2	08/20/2020	NA	<1.7	<2.0	<1.8	<5.0	<3.1	<2.1	<0.011	<2.1	<8.5	<53.9	<3.0	<3.5	<144	<24.1	<91.0	<65.6	NT	NT
FIELD BLANK 3	08/22/2020	NA	<1.7	<2.0	<1.8	<5.0	<3.1	<2.1	<0.011	<2.1	<8.5	<53.9	<3.0	<3.5	<144	<24.1	<91.0	<65.6	NT	NT
TRIP BLANK 1	08/22/2020	NA	<1.7	<2.0	<1.8	<5.0	<3.1	<2.1	NT	<2.1	<8.5	<53.9	<3.0	<3.5	<144	<24.1	<91.0	<65.6	NT	NT
TRIP BLANK 2	08/22/2020	NA	<1.7	<2.0	<1.8	<5.0	<3.1	<2.1	NT	<2.1	<8.5	<53.9	<3.0	<3.5	<144	<24.1	<91.0	<65.6	NT	NT

NOTES:

RBSL - Risk Based Screening Level

Bold values indicate concentrations detected above the laboratory method detection limit.

Shaded values indicate concentrations exceeding RBSLs.

NE - Not Established

NT - Not Tested

dhec
Healthy People. Healthy Communities.



WESTSIDE QUIK SHOP INC
821 W PARKER RD
GREENVILLE SC 29611

JUN 16 2021

SHREE GAJVAKRA LLC
205 FAIRWAY DR
LAURENS SC 29360

Re: **Site Specific Work Plan Approval and Groundwater Sampling Notice to Proceed**
Westside Quick Stop, 821 W. Parker Rd., Greenville, SC
UST Permit #12430; Release 1 CA #63865; Release 2 CA #63866
Release #1 reported June 7, 2012
Release #2 reported October 23, 2012
Site Specific Work Plan received May 19, 2021
Greenville County

To Whom It May Concern:

The Underground Storage Tank Management Division (UST Division) of the South Carolina Department of Health and Environmental Control (DHEC) has reviewed and approved the referenced Site Specific Work Plan (SSWP) submitted by your contractor. All work should be conducted in compliance with the most recent revision of the UST QAPP, your contractor's Annual Contractor Quality Assurance Plan, and all applicable regulations. A copy of the current revision of the UST QAPP is available at scdhec.gov/environment/land-waste/underground-storage-tanks/release-assessment-clean/quality-assurance.

The groundwater sampling event should begin immediately upon receipt of this letter. The Cost Agreement number shown above has been approved for the amount shown on the enclosed cost agreement form.

Please note the following changes to the cost agreement and SSWP:

- Costs have been split evenly between both releases.

The contractor must provide notification to the UST Project Manager via email 4 days prior to initiation of any site rehabilitation activities. If there are any changes to the schedule, the UST Project Manager must be contacted within 24 hours of those changes.

Your contractor can submit an invoice for direct payment from the State Underground Petroleum Environmental Response Bank (SUPERB) Account for pre-approved costs. **The Monitoring Report, contractor checklist (QAPP Appendix K), and invoice should be submitted to the UST Division within sixty (60) days of the date of this correspondence.** If the invoice is not submitted within 120 days from the date of this letter, monies allocated to pay this invoice will be uncommitted. This means that the invoice will not be processed for payment until all other committed funds are paid or monies become available.

Please note that sections 44-2-110(4) and 44-2-130 of the SUPERB Statute state that the SUPERB Account cannot compensate any costs that are not pre-approved. If for any reason additional tasks will be completed, these additional tasks, and the associated cost, must be pre-approved by the UST Division for the cost to be paid. The UST Division reserves the authority to pay only for work properly performed and/or technically justified and will only pay rates in accordance with established criteria. Further, the UST Division reserves the right to question and/or reject costs if deemed unreasonable and the right to audit project records at any time during the project or after completion of work.

Please note that applicable South Carolina certification requirements regarding laboratory services, well installation, and report preparation must be satisfied. Any site rehabilitation activity associated with the UST release must be performed by a DHEC-certified site rehabilitation contractor as required by the SUPERB Site Rehabilitation and Fund Access Regulation, R.61-98.

The UST Division grants pre-approval for transportation of virgin petroleum impacted soil and groundwater from the referenced site to a permitted treatment facility. There can be no spillage or leakage in transport. All investigation-derived waste (IDW) must be properly contained and labeled prior to disposal. IDW should not be stored on-site longer than ninety (90) days. A copy of the disposal manifest and/or acceptance letter from the receiving facility that clearly designates the quantity received must be included as an appendix to the report. If the Chemical of Concern (CoC) concentrations based on laboratory analysis is below Risk-Based Screening Levels (RBSLs), please contact the project manager for approval to dispose of soil and/or groundwater on-site. The SUPERB Account will not reimburse for transportation or treatment of soil and/or groundwater with concentrations below RBSLs.

On all correspondence regarding this site, please reference the UST Permit number above. Should you have any questions regarding this correspondence, please feel free to contact me by phone at (803) 898-2889, by fax at (803) 898-0673, or by e-mail at thomasma@dhec.sc.gov.

Sincerely,

Morgan Thomas

Morgan Thomas, Hydrogeologist
Corrective Action & Quality Assurance Section
Underground Storage Tank Management Division
Bureau of Land and Waste Management

enc: Approved Cost Agreement

cc: Environmental Laboratories Inc., PO Box 1729, Travelers Rest, SC 29690 (w/ enc)
Technical file (w/ enc)

Approved Cost Agreement 63865

Facility: 12430 WESTSIDE QUICK STOP
THOMASMA
PO Number:

Task / Description	Categories	Item	Description	Qty / Pct	Unit Price	Amount
A PLAN PREPARATION						
		1	SITE SPECIFIC WORK PLAN	0.5000	$160.050	80.03
D MOB/DEMOB						
		2	PERSONNEL	2.0000	$451.340	902.68
J SAMPLE COLLECTION						
		1	GROUND WATER PURGE	6.0000	$64.020	384.12
		10	EQUIPMENT BLANK	1.5000	$26.250	39.38
		4	GROUNDWATER NO-PURGE/DUPL/GRAB	16.5000	$29.880	493.02
		8	FIELD BLANK	1.5000	$26.250	39.38
K ANALYSES						
	GW GROUNDWATER	1	BTEXNM+OXYGS+1,2-DCA+ETH-8260B	27.0000	$130.170	3,514.59
		7	EDB BY EPA 8011	25.5000	$48.230	1,229.87
Q DISPOSAL						
		1	WASTEWATER	110.0000	$0.600	66.00
S REPORT PROJECT MANAGEMENT						
		S	REPORT PREP & PROJ. MANAGEMENT	0.1200	$6,935.800	832.30
Y WELL REPAIR						
		1	ADDITIONAL COPIES OF REPORT	3.5000	$53.350	186.73
				Total Amount		7,768.10

Approved Cost Agreement 63866

Facility: 12430 WESTSIDE QUICK STOP
THOMASMA
PO Number:

Task / Description	Categories	Item	Description	Qty / Pct	Unit Price	Amount
A PLAN PREPARATION						
		1	SITE SPECIFIC WORK PLAN	0.5000	$160.050	80.03
D MOB/DEMOB						
		2	PERSONNEL	2.0000	$451.340	902.68
J SAMPLE COLLECTION						
		1	GROUND WATER PURGE	6.0000	$64.020	384.12
		10	EQUIPMENT BLANK	1.5000	$26.250	39.38
		4	GROUNDWATER NO-PURGE/DUPL/GRAB	16.5000	$29.880	493.02
		8	FIELD BLANK	1.5000	$26.250	39.38
K ANALYSES						
	GW GROUNDWATER	1	BTEXNM+OXYGS+1,2-DCA+ETH-8260B	27.0000	$130.170	3,514.59
		7	EDB BY EPA 8011	25.5000	$48.230	1,229.87
Q DISPOSAL						
		1	WASTEWATER	110.0000	$0.600	66.00
S REPORT PROJECT MANAGEMENT						
		S	REPORT PREP & PROJ. MANAGEMENT	0.1200	$6,935.800	832.30
Y WELL REPAIR						
		1	ADDITIONAL COPIES OF REPORT	3.5000	$53.350	186.73
				Total Amount		7,768.10

CD's Information

Date Received: 11/29/21

Permit Number: 12430

Project Manager: Morgan Thomas

Contractor: Petra – Tech

Description: GWS Rpt

Docket Number: 57 T **Initials:** _____

Scanned by: _____

Verified by: _____

REPORT OF GROUNDWATER SAMPLING SEPTEMBER 2021

Westside Quick Stop
SCDHEC UST Permit #12430
Cost Agreement #63865 & 63866
821 West Parker Road
Greenville, South Carolina
Greenville County

PTE Job No. J21-977b

November 26, 2021

petra-tech
ENVIRONMENTAL, LLC
ENGINEERS & CONSULTANTS

Petra-Tech Environmental
2435 East North Street
Suite 1108-202
Greenville, SC 29615

www.petratechenv.com

November 26, 2021

South Carolina Department of Health and Environmental Control
Division of Underground Storage Tank Management
Bureau of Land and Waste Management
2600 Bull Street
Columbia, South Carolina 29201-1708

Attention: Ms. Morgan Thomas

Subject: **Report of Groundwater Sampling – September 2021**
Westside Quick Stop
821 West Parker Road
Greenville, Greenville County, South Carolina
SCDHEC UST Permit #12430
Cost Agreement ##63865 & #63866
PTE Job No. J21-977b

Dear Ms. Thomas,

On behalf of Shree Gajvakra LLC, Westside Quick Stop, Inc., and Environmental Laboratories, Inc., Petra-Tech Environmental, LLC submits herein the completed *Report of Groundwater Sampling - September 2021* for the subject site. This submittal is in response to the South Carolina Department of Health and Environmental Control's (SCDHEC) directive letter dated June 16, 2021.

Please do not hesitate to contact us at 864.631.2490 if you have any questions concerning this submittal.

Sincerely,

Petra-Tech Environmental

Trever Z. Slack, P.G.
Principal Hydrogeologist
Registered, South Carolina #2565



2435 E. North Street, Suite 1108-202, Greenville, SC 29615 | Phone (864) 631-2490 | Fax (888) 838-9034
www.petratechenv.com

1.0 INTRODUCTION

The subject property is located at 821 West Parker Road in Greenville, Greenville County, South Carolina (**Figure 1**) and currently operates as a retail petroleum fueling station and convenience store. The site is bordered primarily by residential properties with the exception of a commercial property to the northeast and northwest.

According to the South Carolina Department of Health and Environmental Control Online Underground Storage Tank Registry database, three underground storage tanks (one 1,000-gallon kerosene and two 6,000-gallon regular gasoline) are currently in use at the site. Additionally, a 4,000-gallon super/premium gasoline underground storage tank is located at the site and is currently classified as extended-out-of-use. Two separate releases have been reported at the site. An Initial Groundwater Assessment, Tier I Assessment, and initial Tier II Assessment were completed in response to these releases.

As a result of the detection of free-phase petroleum product in groundwater monitoring well 12430-MW01 during a May 2016 groundwater gauging event conducted by the South Carolina Department of Health and Environmental Control, an additional Tier II Assessment and two 96-hour long-term AFVR/MMPE events were completed at the site in early 2017. The results of the AFVR/MMPE events were submitted to the South Carolina Department of Health and Environmental Control in a *Report of Long-Term AFVR/MMPE Events* dated May 8, 2017; and the results of the additional Tier II Assessment were submitted to the South Carolina Department of Health and Environmental Control in a *Tier II Assessment Report* dated May 29, 2017. Additional 96-hour long-term AFVR/MMPE events were completed at the site in May 2018, January 2020, February 2021, and March 2021.

A monitoring well network consisting of forty-one groundwater monitoring wells (12430-MW01 through 12430-MW12, 12430-MW12I, 12430-MW14, 12430-MW14I, 12430-MW15, 12430-MW15I, 12430-MW16, 12430-MW16I, 12430-MW17, 12430-MW17I, 12430-MW18, 12430-MW18I, 12430-MW19, 12430-MW19I, 12430-MW20 through 12430-MW22, 12430-MW22I, 12430-MW23, 12430-MW23I, 12430-MW24 through 12430-MW26, 12430-MW26I, 12430-MW27, 12430-MW27I, 12430-MW28, 12430-MW0X, and 12430-MW0XR) and three recovery wells (12430-RW01 through 12430-RW03) is currently associated with the site. Additionally, a large diameter private water supply well is located approximately 60 feet to the southwest of the site but appears to have been abandoned. The South Carolina Department of Health and Environmental Control issued a *Groundwater Sampling Site-Specific Work Plan Directive* on May 6, 2021. The work plan was submitted on March 13, 2020 and was approved by the South Carolina Department of Health and Environmental Control in a *Directive Letter* dated June 16, 2021. The results of the groundwater sampling event are included herein.

2.0 ASSESSMENT INFORMATION

2.1 Groundwater Sampling

A comprehensive groundwater sampling event was conducted at the site between September 15, 2021 and September 16, 2021 by Mr. Jimmy Slagh and Mr. Colby Summers of Petra-Tech Environmental, LLC. Quality Assurance verification was provided by Ms. Kaye Jones. Petra-Tech Environmental staff returned to the site on October 11, 2021 to resample select monitoring wells for ethylene dibromide due to a laboratory error.

Monitoring wells were where the well screens did not bracket the water table were purged prior to sampling using an adjustable rate submersible pump until it was determined that groundwater flow through the well

screen was not inhibited by silt or fine sand and physical field parameters had stabilized. Field parameters were measured using a Horiba U-50 multiparameter water quality meter and a flow cell. Monitoring wells that did not require purging were sampled using a dedicated, disposable, polyethylene bailer. Approximately 165 gallons of purge-water were transported off-site for disposal. Waste transportation and disposal records are attached in **Appendix A**. Monitoring well purging and sampling logs are included in **Appendix B**.

Sample containers were marked in the field with identifying numbers, properly preserved, placed into sample coolers, secured, and maintained at less than 4 degrees Celsius. The samples and chain-of-custody records were submitted to Pace Analytical Services for analysis of benzene, toluene, ethylbenzene, and xylenes (BTEX), naphthalene, methyl-tert-butyl-ether (MTBE), 8-oxygenates, and 1,2-dicholorotehtane (1,2-DCA) by Environmental Protection Agency (EPA) Method 8260B; and EDB by EPA Method 8011. One duplicate sample per twenty wells sampled, one field blank for each day in the field, and one equipment blank for each day in the field was analyzed for BTEX, naphthalene, MTBE, 8-oxygenates, and 1,2-DCA by EPA Method 8260B and EDB by EPA Method 8011. Additionally, one trip blank for each sample cooler was analyzed for BTEX, naphthalene, MTBE, 8-oxygenates, and 1,2-DCA by EPA Method 8260B.

2.2 Assessment Results

2.2.1 Groundwater Occurrence

Site-wide stabilized groundwater elevations were recorded on September 15 and September 16, 2021. A tabulation of the groundwater level data is provided in **Table 1**. A water table elevation contour map showing the occurrence and direction of groundwater flow in the shallow, water table aquifer is presented as **Figure 2**. Groundwater flow from the source area is generally to the southeast.

2.2.2 Groundwater Monitoring Well Sampling Results

Petroleum compounds were detected above South Carolina established Risk-Based Screening Levels in wells 12430-MW12, 12430-MW12i, 12430-MW14, 12430-MW20, 12430-MW21, 12430-MW22, 12430-MW23i, 12430-MW24, 12430-MW25, 12430-MW0X, 12430-MW0XR, 12430-RW01, 12430-RW02, and 12430-RW03.

Petroleum compounds detected above South Carolina established Risk-Based Screening Levels include:

- Benzene
  - 12430-MW12
  - 12430-MW12i
  - 12430-MW14
  - 12430-MW20
  - 12430-MW21
  - 12430-MW22
  - 12430-MW23i
  - 12430-MW24
  - 12430-MW25
  - 12430-MW0X
  - 12430-MW0XR
  - 12430-RW01

  - 12430-RW02
  - 12430-RW03

- Toluene
  - 12430-MW12
  - 12430-MW21
  - 12430-MW24
  - 12430-MW0X
  - 12430-RW01
  - 12430-RW02

- Ethylbenzene
  - 12430-MW12
  - 12430-MW21
  - 12430-MW24
  - 12430-MW0X
  - 12430-RW01
  - 12430-RW02

- Xylenes
  - 12430-MW21
  - 12430-MW24
  - 12430-RW01
  - 12430-RW02

- MTBE
  - 12430-MW21
  - 12430-MW23i
  - 12430-MW24
  - 12430-MW25
  - 12430-MW0X
  - 12430-RW01

- Naphthalene
  - 12430-MW12
  - 12430-MW12i
  - 12430-MW21
  - 12430-MW23i
  - 12430-MW24
  - 12430-MW0X
  - 12430-RW01
  - 12430-RW02
  - 12430-RW03

- 1,2-DCA
  - 12430-MW23i

- EDB
  - 12430-MW21
  - 12430-MW24
  - 12430-MW0X
  - 12430-RW01
  - 12430-RW02

- Ethyl-Tert-Butyl-Ether (ETBE)

- Ethyl-Tert-Butyl-Alcohol (ETBA)

- Tert-Amyl-Methyl-Ether (TAME)
  - 12430-MW24
  - 12430-RW01

- Di-Isopropyl-Ether (DIPE)
  - 12430-MW20
  - 12430-MW21
  - 12430-MW23i
  - 12430-MW24
  - 12430-MW0X
  - 12430-RW01
  - 12430-RW02

- Ethanol

- Tert-Butyl-Formate (TBF)

- Tert-Butyl-Alcohol (TBA)
  - 12430-RW01

- Tert-Amyl-Alcohol (TAA)
  - 12430-MW12
  - 12430-MW12i
  - 12430-MW14
  - 12430-MW20
  - 12430-MW21
  - 12430-MW23i
  - 12430-MW24
  - 12430-MW25
  - 12430-MW0X
  - 12430-RW01
  - 12430-RW02
  - 12430-RW03

Free-phase petroleum product was detected in groundwater monitoring well 12430-MW01 (0.03) and in recovery wells1 12430-RW01 (sheen).

The results of the laboratory analyses are summarized in **Table 2.** A benzene isoconcentration map is included as **Figure 3**. Laboratory data sheets are provided in **Appendix C**.

3.0 CONCLUSIONS

Previous Aggressive Fluid Vapor Recovery (AFVR) events have been effective in significantly reducing free-product mass at the site. A series of Additional 96-hour Aggressive Fluid Vapor Recovery (AFVR) events should be implemented to continue free-phase petroleum product removal from the wells containing free-phase petroleum product or exhibiting dissolved phase groundwater concentrations of petroleum compounds approaching solubility limits. Groundwater sampling events should be implemented on a semi-annual schedule to monitor migration of the groundwater contaminant plume.

FIGURES



Reference: USGS 7.5-Minute series Greenville Quadrangle - 2011; Contour Interval = 10 feet

500 250 0 500

APPROXIMATE SCALE IN FEET

N

● SITE

Ⓦ Private Water Supply Well

Title	Site Location Map		
Project	Westside Quick Stop (UST Permit #12430) 821 W. Parker Road Greenville, South Carolina Greenville County		
Date	11/26/21	petra-tech ENVIRONMENTAL, LLC ENGINEERS & CONSULTANTS	Figure No. 1
Job No.	J21-977b		

REFERENCE: Site Survey by Souther Land Surveying dated 4 May 2017; Revised 2 October 2017; Revised 12 May 2018

30 15 0 60 120

W BLUE RIDGE DR

W PARKER RD.

MW-9 981.12

MW-8 980.18

MW-28 980.36

MW-7 980.52

MW-22 980.30

MW-22i (979.97)

MW-12 980.39

MW-12i (979.90)

MW-2 980.12

MW-1 (980.10)

RW-3 (979.93)

RW-2 (979.99)

MW-21 980.02

MW-24 979.99

RW-1 (979.98)

MW-26i (980.16)

MW-26 980.35

MW-4 980.68

MW-4i (980.15)

MW-11 981.52

MW-3 980.39

MW-20 980.34

MW-25 979.80

MW-23i (979.80)

MW-23 979.97

MW-19i (979.70)

MW-19 979.79

MW-27 979.77

MW-27i Not Located

MW-18i Not Located

MW-18 Not Located

MW-14 979.89

MW-14i (979.76)

MW-X 979.89

MW-XR 979.81

MW-6 980.22

MW-15 979.64

MW-15i (979.60)

MW-16 979.55

MW-16i (979.56)

MW-17i (979.36)

MW-17 979.65

MW-5 979.60

980.50

980.00

980.50

980.00

Approximate location of suspected out-of-service private water supply well

TRANSMISSION LINE

GRASS

VACUUM

ASPHALT

GRAVEL

ISLAND

CHAINLNK FENCE

Groundwater Monitoring Well

Groundwater Potentiometric Contour
Contour Interval = 0.5-feet

541.28 Groundwater Elevation (September 15, 2021)

(541.28) Groundwater Elevation Not Used For Contouring Purposes

Approximate Groundwater Flow Direction

Title	Groundwater Potentiometric Map – Shallow Interval
Project	Westside Quick Stop (UST Permit #12430) 821 West Parker Road Greenville, South Carolina Greenville County
Date	11/26/21
Job No.	J21-898b

petra-tech ENVIRONMENTAL, LLC ENGINEERS & CONSULTANTS

Figure No. 2

REFERENCE: Site Survey by Souther Land Surveying dated 4 May 2017; Revised 2 October 2017; Revised 12 May 2018

30 15 0 60 120

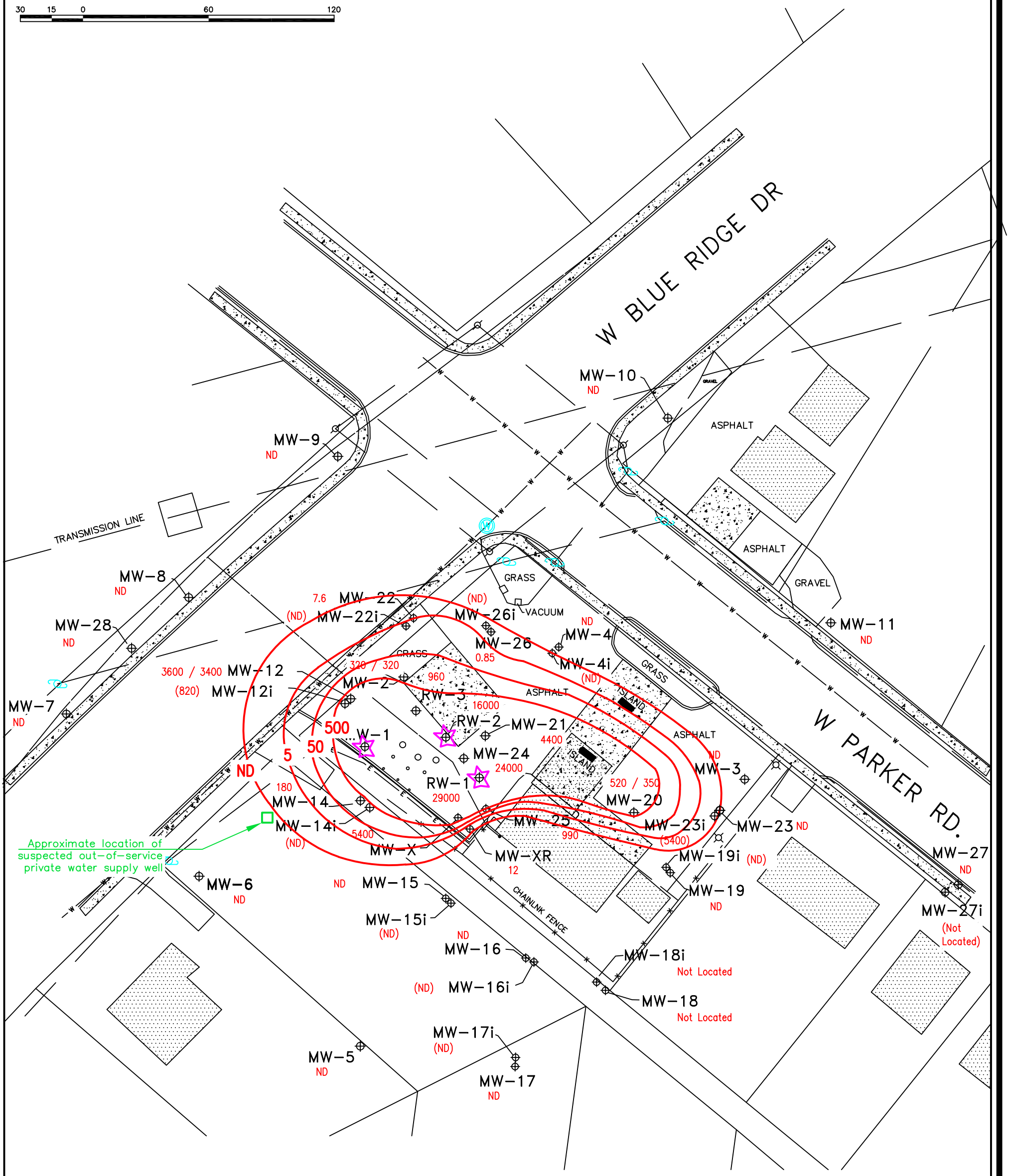

Groundwater Monitoring Well

Free-Phase Petroleum Product Present

2.5J — Benzene Concentration in Micrograms Per Liter

(2.5J) — Benzene Concentration In Micrograms Per Liter Not Used For Contouring Purposes

Benzene Isoconcentration Line

Title	Benzene Isoconcentration Map – September 2021
Project	Westside Quick Stop (UST Permit #12430) 821 West Parker Road Greenville, South Carolina Greenville County
Date	11/26/21
Job No.	J21-898b

petra-tech ENVIRONMENTAL, LLC ENGINEERS & CONSULTANTS

Figure No. 3

TABLES

TABLE 1
Monitoring Well and Groundwater Surface Elevation Data
Westside Quick Stop - UST Permit #12430
Greenville, Greenville County, South Carolina

Monitoring Well	Ground Surface Elevation	Top-of-Casing Elevation	Date	Free-Product Depth Below Top-of-Casing	Groundwater Depth Below Top-of-Casing	Free-Product Thickness	Groundwater Elevation	Well Depth BGS	Screened Interval Depth	Screened Interval Elevation
12430-MW01	1005.56	1005.32	08/13/2013	-	17.97	-	987.35	30.00	15.00 - 30.00	990.56 - 975.56
			03/31/2015	-	22.63	-	982.69			
			04/10/2017	25.21	29.37	4.16	978.86			
			04/24/2017	24.83	29.29	4.46	979.15			
			10/03/2017	24.28	29.31	5.03	979.53			
			03/12/2018	21.69	26.58	4.89	982.16			
			05/18/2018 Pre-AFVR	21.39	25.65	4.26	982.65			
			04/22/2019	17.00	17.20	0.20	988.26			
			01/13/2020 Pre-AFVR	21.15	21.59	0.44	984.04			
			08/19/2020	-	20.10	Sheen	985.22			
			09/15/2021	25.21	25.24	0.03	980.10			
12430-MW02	1006.50	1006.20	08/13/2013	-	18.85	-	987.35	30.00	15.00 - 30.00	991.50 - 976.50
			03/31/2015	-	21.69	-	984.51			
			04/10/2017	-	27.44	-	978.76			
			10/03/2017	-	26.53	-	979.67			
			03/12/2018	-	23.82	-	982.38			
			04/22/2019	-	17.93	-	988.27			
			08/19/2020	-	20.96	-	985.24			
			09/16/2021	-	26.08	-	980.12			
12430-MW03	1008.72	1008.49	08/13/2013	-	21.00	-	987.49	30.00	15.00 - 30.00	993.72 - 978.72
			03/31/2015	-	23.81	-	984.68			
			04/10/2017	DRY			NA			
			10/03/2017	DRY			NA			
			03/12/2018	-	26.51	-	981.98			
			04/22/2019	-	19.80	-	988.69			
			08/19/2020	-	22.69	-	985.80			
			09/15/2021	-	28.10	-	980.39			
12430-MW04	1008.45	1008.27	03/31/2015	-	23.47	-	984.80	30.49	20.29 - 30.29	988.16 - 978.16
			04/10/2017	DRY			NA			
			10/03/2017	-	28.19	-	980.08			
			03/12/2018	-	25.86	-	982.41			
			04/22/2019	-	19.34	-	988.93			
			08/19/2020	-	22.24	-	986.03			
			09/16/2021	-	27.59	-	980.68			
12430-MW04I	1008.35	1008.12	04/10/2017	-	29.36	-	978.76	53.17	47.97 - 52.97	960.38 - 955.38
			10/03/2017	-	28.35	-	979.77			
			03/12/2018	-	25.93	-	982.19			
			04/22/2019	-	19.68	-	988.44			
			08/19/2020	-	22.73	-	985.39			
			09/16/2021	-	27.97	-	980.15			
12430-MW05	998.24	997.73	03/31/2015	-	13.01	-	984.72	20.80	10.60 - 20.60	987.64 - 977.64
			04/10/2017	-	18.61	-	979.12			
			10/03/2017	-	18.26	-	979.47			
			03/12/2018	-	15.20	-	982.53			
			04/22/2019	-	9.71	-	988.02			
			08/19/2020	-	13.33	-	984.40			
			09/15/2021	-	18.13	-	979.60			
12430-MW06	998.58	998.27	03/31/2015	-	13.32	-	984.95	21.47	11.27 - 21.27	987.31 - 977.31
			04/10/2017	-	19.01	-	979.26			
			10/03/2017	-	18.25	-	980.02			
			03/12/2018	-	15.53	-	982.74			
			04/22/2019	-	9.71	-	988.56			
			08/19/2020	-	13.17	-	985.10			
			09/15/2021	-	18.05	-	980.22			
12430-MW07	1006.27	1005.88	03/31/2015	-	19.61	-	986.27	31.04	20.84 - 30.84	985.43 - 975.43
			04/10/2017	DRY			NA			
			10/03/2017	-	25.52	-	980.36			
			03/12/2018	-	22.85	-	983.03			
			04/22/2019	-	17.13	-	17.13			
			08/19/2020	-	20.36	-	985.52			
			09/15/2021	-	25.36	-	980.52			
12430-MW08	1007.86	1007.43	03/31/2015	-	22.71	-	984.72	31.10	20.90 - 30.90	986.96 - 976.96
			04/10/2017	-	28.58	-	978.85			
			10/03/2017	-	27.62	-	979.81			
			03/12/2018	-	25.04	-	982.39			
			04/22/2019	-	19.09	-	988.34			
			08/19/2020	-	22.13	-	985.30			
			09/15/2021	-	27.25	-	980.18			
12430-MW09	1009.07	1008.55	03/31/2015	-	23.20	-	985.35	30.04	19.84 - 29.84	989.23 - 979.23
			04/10/2017	DRY			NA			
			10/03/2017	-	27.96	-	980.59			
			03/12/2018	-		-	982.81			
			04/22/2019	-	19.15	-	989.40			
			08/19/2020	-	22.03	-	986.52			
			09/15/2021	-	27.43	-	981.12			

Monitoring Well	Ground Surface Elevation	Top-of-Casing Elevation	Date	Free-Product Depth Below Top-of-Casing	Groundwater Depth Below Top-of-Casing	Free-Product Thickness	Groundwater Elevation	Well Depth BGS	Screened Interval Depth	Screened Interval Elevation
12430-MW10	1008.54	1008.22	03/31/2015	-	22.94	-	985.28	30.47	20.27 - 30.27	988.27 - 978.27
			04/10/2017	-	29.30	-	978.92			
			10/03/2017	-	26.98	-	981.24			
			03/12/2018	Car Parked Above Well						
			04/22/2019	-	18.03	-	990.19			
			08/19/2020	-	19.66	-	988.56			
			09/15/2021	-	26.10	-	982.12			
12430-MW11	1008.26	1007.84	03/31/2015	-	22.82	-	985.02	30.83	20.63 - 30.63	987.63 - 977.63
			04/10/2017	-	29.37	-	978.47			
			10/03/2017	-	27.16	-	980.68			
			03/12/2018	-	25.70	-	982.14			
			04/22/2019	-	17.79	-	990.05			
			08/19/2020	-	20.34	-	987.50			
			09/15/2021	-	26.32	-	981.52			
12430-MW12	1005.64	1005.35	04/10/2017	-	26.59	-	978.76	35.69	25.49 - 35.49	980.15 - 970.15
			10/03/2017	-	25.39	-	979.96			
			03/12/2018	-	23.41	-	981.94			
			04/22/2019	-	18.38	-	986.97			
			08/19/2020	-	20.39	-	984.96			
			09/16/2021	-	24.96	-	980.39			
12430-MW12I	1005.65	1005.37	04/10/2017	-	26.65	-	978.72	45.63	40.43 - 45.43	965.22 - 960.22
			10/03/2017	-	25.81	-	979.56			
			03/12/2018	-	23.05	-	982.32			
			04/22/2019	-	17.01	-	988.36			
			08/19/2020	-	20.25	-	985.12			
			09/16/2021	-	25.47	-	979.90			
12430-MW14	1000.38	1000.02	04/10/2017	-	21.25	-	978.77	25.57	15.37 - 25.37	985.01 - 975.01
			10/03/2017	-	20.46	-	979.56			
			03/12/2018	-	17.75	-	982.27			
			04/22/2019	-	11.69	-	988.33			
			08/19/2020	-	15.06	-	984.96			
			09/15/2021	-	20.13	-	979.89			
12430-MW14I	1000.31	1000.11	04/10/2017	-	21.41	-	978.70	67.92	62.72 - 67.72	937.59 - 932.59
			10/03/2017	-	20.64	-	979.47			
			03/12/2018	-	17.93	-	982.18			
			04/22/2019	-	12.13	-	987.98			
			08/19/2020	-	15.39	-	984.72			
			09/15/2021	-	20.35	-	979.76			
12430-MW15	1000.15	999.88	04/10/2017	-	21.18	-	978.70	26.83	16.63 - 26.63	983.52 - 973.52
			10/03/2017	-	20.52	-	979.36			
			03/12/2018	-	17.70	-	982.18			
			04/22/2019	-	15.30	-	984.58			
			08/19/2020	-	15.37	-	984.51			
			09/15/2021	-	20.24	-	979.64			
12430-MW15I	1000.06	999.88	04/10/2017	-	21.24	-	978.64	62.13	56.93 - 61.93	943.13 - 938.13
			10/03/2017	-	20.55	-	979.33			
			03/12/2018	-	17.78	-	982.10			
			04/22/2019	-	12.06	-	987.82			
			08/19/2020	-	15.37	-	984.51			
			09/15/2021	-	20.28	-	979.60			
12430-MW16	1001.01	1000.63	04/10/2017	-	22.10	-	978.53	27.71	17.51 - 27.51	983.50 - 973.50
			10/03/2017	-	21.38	-	979.25			
			03/12/2018	-	18.59	-	982.04			
			04/22/2019	-	12.70	-	987.93			
			08/19/2020	-	16.04	-	984.59			
			09/15/2021	-	21.08	-	979.55			
12430-MW16I	1001.10	1000.72	04/10/2017	-	22.11	-	978.61	65.49	60.29 - 65.29	940.81 - 935.81
			10/03/2017	-	21.41	-	979.31			
			03/12/2018	-	18.65	-	982.07			
			04/22/2019	-	12.86	-	987.86			
			08/19/2020	-	16.23	-	984.49			
			09/15/2021	-	21.16	-	979.56			
12430-MW17	1000.25	999.85	04/10/2017	-	21.36	-	978.49	28.82	18.62 - 28.62	981.63 - 971.63
			10/03/2017	-	20.76	-	979.09			
			03/12/2018	-	17.81	-	982.04			
			04/22/2019	-	12.50	-	987.35			
			08/19/2020	-	16.26	-	983.59			
			09/15/2021	-	20.20	-	979.65			
12430-MW17I	1000.44	1000.01	04/10/2017	-	21.46	-	978.55	60.41	55.21 - 60.21	945.23 - 940.23
			10/03/2017	-	20.82	-	979.19			
			03/12/2018	-	17.97	-	982.04			
			04/22/2019	-	11.74	-	988.27			
			08/19/2020	-	15.74	-	984.27			
			09/15/2021	-	20.65	-	979.36			
12430-MW18	1003.14	1002.78	04/10/2017	-	24.38	-	978.40	29.30	19.10 - 29.10	984.04 - 974.04
			10/03/2017	-	23.61	-	979.17			
			03/12/2018	-	20.90	-	981.88			
			04/22/2019	NOT LOCATED						
			08/19/2020	NOT LOCATED						
			09/15/2021	NOT LOCATED						

Monitoring Well	Ground Surface Elevation	Top-of-Casing Elevation	Date	Free-Product Depth Below Top-of-Casing	Groundwater Depth Below Top-of-Casing	Free-Product Thickness	Groundwater Elevation	Well Depth BGS	Screened Interval Depth	Screened Interval Elevation
12430-MW18I	1002.36	1001.89	03/12/2018	-	19.87	-	982.02	65.47	60.27 - 65.27	942.09 - 937.09
			04/22/2019	NOT LOCATED						
			08/19/2020	NOT LOCATED						
			09/15/2021	NOT LOCATED						
12430-MW19	1008.61	1008.24	04/10/2017	-	29.68	-	978.56	39.69	29.49 - 39.49	979.12 - 969.12
			10/03/2017	-	28.83	-	979.41			
			03/12/2018	-	26.07	-	982.17			
			04/22/2019	-	20.01	-	988.23			
			08/19/2020	-	23.43	-	984.81			
			09/15/2021	-	28.45	-	979.79			
12430-MW19I	1008.55	1008.18	04/10/2017	-	29.57	-	978.61	70.68	65.48 - 70.48	943.07 - 938.07
			10/03/2017	-	28.82	-	979.36			
			03/12/2018	-	25.93	-	982.25			
			04/22/2019	-	20.24	-	987.94			
			08/19/2020	-	23.26	-	984.92			
			09/15/2021	-	28.48	-	979.70			
12430-MW20	1008.40	1008.01	04/10/2017	-	29.41	-	978.60	40.87	30.67 - 40.67	977.73 - 967.73
			10/03/2017	-	28.22	-	979.79			
			03/12/2018	-	25.76	-	982.25			
			04/22/2019	-	22.19	-	985.82			
			08/19/2020	-	23.22	-	984.79			
			09/15/2021	-	27.67	-	980.34			
12430-MW21	1007.16	1006.73	04/10/2017	-	28.06	-	978.67	35.14	24.94 - 34.94	982.22 - 972.22
			10/03/2017	-	27.19	-	979.54			
			03/12/2018	-	24.54	-	982.19			
			04/22/2019	-	18.89	-	987.84			
			08/19/2020	-	21.64	-	985.09			
			09/16/2021	-	26.71	-	980.02			
12430-MW22	1007.45	1007.12	04/10/2017	-	28.31	-	978.81	35.06	24.86 - 34.86	982.59 - 972.59
			10/03/2017	-	27.30	-	979.82			
			03/12/2018	-	24.68	-	982.44			
			04/22/2019	-	18.69	-	988.43			
			08/19/2020	-	21.65	-	985.47			
			09/16/2021	-	26.82	-	980.30			
12430-MW22I	1007.28	1007.03	04/10/2017	-	28.29	-	978.74	49.72	44.52 - 49.52	962.76 - 957.76
			10/03/2017	-	27.46	-	979.57			
			03/12/2018	-	24.73	-	982.30			
			04/22/2019	-	18.61	-	988.42			
			08/19/2020	-	22.02	-	985.01			
			09/16/2021	-	27.06	-	979.97			
12430-MW23	1008.66	1008.24	04/10/2017	-	29.61	-	978.63	39.87	29.67 - 39.67	978.99 - 968.99
			10/03/2017	-	28.71	-	979.53			
			03/12/2018	-	26.14	-	982.10			
			04/22/2019	-	20.04	-	988.20			
			08/19/2020	-	23.16	-	985.08			
			09/15/2021	-	28.27	-	979.97			
12430-MW23I	1008.66	1008.21	10/03/2017	-	28.73	-	979.48	61.69	56.49 - 61.49	952.17 - 947.17
			03/12/2018	-	26.02	-	982.19			
			04/22/2019	-	20.20	-	988.01			
			08/19/2020	-	23.40	-	984.81			
			09/15/2021	-	28.41	-	979.80			
12430-MW24	1006.83	1006.39	04/10/2017	26.56	31.04	4.48	978.49	35.25	25.05 - 35.05	981.78 - 971.78
			04/24/2017	25.87	30.62	4.75	979.10			
			10/03/2017	25.29	31.56	6.27	979.22			
			03/12/2018	23.11	27.37	4.26	982.00			
			05/14/2018 Pre-AFVR	23.17	27.28	4.11	981.99			
			05/18/2018 Pre-AFVR	23.73	25.45	1.72	982.14			
			04/22/2019	18.40	20.12	1.72	987.47			
			01/13/2020 Pre-AFVR	23.14	23.95	0.81	983.01			
			08/19/2020	-	21.28	Sheen	985.11			
			02/08/2021 Pre-AFVR	-	20.74	-	985.65			
			03/22/2021 Pre-AFVR	-	20.04	-	986.35			
			09/16/2021	-	26.40	-	979.99			
12430-MW25	1007.57	1007.27	42835.00	-	28.72	-	978.55	38.20	28.00 - 38.00	979.57 - 969.57
			10/03/2017	-	27.82	-	979.45			
			03/12/2018	-	25.13	-	982.14			
			04/22/2019	-	19.20	-	988.07			
			08/19/2020	-	22.45	-	984.82			
			09/16/2021		27.47		979.80			
12430-MW26	1007.68	1007.33	04/10/2017	-	28.52	-	978.81	36.45	26.25 - 36.25	981.43 - 971.43
			10/03/2017	-	27.50	-	979.83			
			03/12/2018	-	24.94	-	982.39			
			04/22/2019	-	18.84	-	988.49			
			08/19/2020	-	21.78	-	985.55			
			09/16/2021	-	26.98	-	980.35			

Monitoring Well	Ground Surface Elevation	Top-of-Casing Elevation	Date	Free-Product Depth Below Top-of-Casing	Groundwater Depth Below Top-of-Casing	Free-Product Thickness	Groundwater Elevation	Well Depth BGS	Screened Interval Depth	Screened Interval Elevation
12430-MW26I	1007.67	1007.27	04/10/2017	-	28.53	-	978.74	55.11	49.91 - 54.91	957.76 - 952.76
			10/03/2017	-	27.50	-	979.77			
			03/12/2018	-	24.91	-	982.36			
			04/22/2019	-	19.05	-	988.22			
			08/19/2020	-	21.89	-	985.38			
			09/16/2021	-	27.11	-	980.16			
12430-MW27	1007.24	1006.96	10/03/2017	-	27.26	-	979.70	34.70	24.50 - 34.50	982.74 - 972.74
			03/12/2018	-	24.99	-	981.97			
			04/22/2019	-	18.45	-	988.51			
			08/19/2020	-	21.43	-	985.53			
			09/15/2021	-	27.19	-	979.77			
12430-MW27I	1007.49	1007.08	03/12/2018	-	25.20	-	981.88	65.41	60.21 - 65.21	947.28 - 942.28
			04/22/2019	-	18.86	-	988.22			
			08/19/2020	-	21.96	-	985.12			
			09/15/2021	NOT LOCATED						
12430-MW28	1007.08	1006.76	10/03/2017	-	26.82	-	979.94	35.91	25.71 - 35.71	981.37 - 971.37
			03/12/2018	-	24.20	-	982.56			
			04/22/2019	-	18.00	-	988.76			
			08/19/2020	-	21.36	-	985.40			
			09/15/2021	-	26.40	-	980.36			
12430-RW01	1007.18	1006.69	04/10/2017	27.34	29.98	2.64	978.56	40.69	20.49 - 40.49	986.69 - 966.69
			04/17/2017	26.99	30.19	3.20	978.74			
			10/03/2017	25.62	31.71	6.09	979.24			
			03/12/2018	23.14	28.36	5.22	981.98			
			05/14/2018 Pre-AFVR	23.30	27.89	4.59	982.01			
			04/22/2019	18.00	20.35	2.35	987.99			
			01/13/2020 Pre-AFVR	22.45	24.64	2.19	983.58			
			08/19/2020	-	21.66	Sheen	985.03			
			02/08/2021 Pre-AFVR	-	21.13	-	985.56			
			03/22/2021 Pre-AFVR	-	19.63	-	987.06			
			09/16/2021	-	26.71	Sheen	979.98			
12430-RW02	1006.53	1006.23	04/10/2017	26.58	30.63	4.05	978.44	38.08	17.88 - 37.88	988.65 - 968.65
			04/24/2017	25.58	28.63	3.05	979.74			
			10/03/2017	25.61	30.26	4.65	979.23			
			03/12/2018	23.63	26.94	3.31	981.61			
			05/18/2018 Pre-AFVR	23.04	26.84	3.80	982.05			
			04/22/2019	-	18.18	-	988.05			
			08/19/2020	21.18	21.33	0.15	985.16			
			02/08/2021 Pre-AFVR	20.68	21.13	0.45	985.42			
			03/22/2021 Pre-AFVR	-	20.04	-	986.19			
			09/16/2021	-	26.30	-	979.93			
12430-RW03	1006.17	1005.90	04/10/2017	-	27.19	-	978.71	40.00	19.80 - 39.80	986.37 - 966.37
			10/03/2017	-	26.29	-	979.61			
			03/12/2018	-	23.57	-	982.33			
			04/22/2019	-	17.70	-	988.20			
			08/19/2020	-	20.79	-	985.11			
			09/16/2021	-	25.91	-	979.99			
12430-MWX	1007.47	1007.20	04/10/2017	28.53	NA	+1.47	NA	30.27	20.07 - 30.07	987.40 - 977.40
			04/17/2017	28.30	NA	+1.70	NA			
			10/03/2017	-	27.69	Sheen	979.51			
			03/12/2018	-	24.07	Sheen	983.13			
			05/14/2018 Pre-AFVR	-	24.93	-	982.27			
			04/22/2019	-	19.11	-	988.09			
			08/19/2020	-	22.26	-	984.94			
			09/16/2021	-	27.31	-	979.89			
12430-MWXR	1007.67	1007.31	04/10/2017	-	28.66	-	978.65	38.25	28.05 - 38.05	979.62 - 969.62
			04/17/2017	28.43	28.45	0.02	978.87			
			10/03/2017	-	27.83	Sheen	979.48			
			03/12/2018	-	25.06	-	982.25			
			04/22/2019	-	19.20	-	988.11			
			08/19/2020	-	22.45	-	984.86			
			09/16/2021	-	27.50	-	979.81			

NOTES:
Measurements are in feet
BGS - below ground surface
Elevations are NAVD 88

TABLE 2
Summary of Groundwater Analytical Results
Westside Quick Stop - UST Permit #12430
Greenville, Greenville County, South Carolina

		Free-Product Thickness (feet)	Benzene (µg/L)	Toluene (µg/L)	Ethylbenzene (µg/L)	Xylenes (µg/L)	MTBE (µg/L)	Naphthalene (µg/L)	EDB (µg/L)	1,2 DCA (µg/L)	ETBE (µg/L)	ETBA (µg/L)	TAME (µg/L)	DIPE (µg/L)	Ethanol (µg/L)	TBF (µg/L)	TBA (µg/L)	TAA (µg/L)	Lead (µg/L)	Dissolved Lead (µg/L)
		---	RBSL 5	RBSL 1,000	RBSL 700	RBSL 10,000	RBSL 40	RBSL 25	RBSL 0.05	RBSL 5	RBSL 47	RBSL NE	RBSL 128	RBSL 150	RBSL 10,000	RBSL NE	RBSL 1,400	RBSL 240	RBSL 15	RBSL 15
12430-MW01	08/13/2013		***27000***	***54000***	***2700***	***13000***	***5200***	<500	***0.90***	<500	<500	<10000	<5000	***2600***	<50000	<2500	<10000	***27000***	<10	NT
		-	***27000***	***54000***	***2700***	***13000***	***5200***	<500	***0.93***	<500	<500	<10000	<5000	***2600***	<50000	<2500	<10000	***28000***	<10	NT
	03/30/2015		***3000***	***6300***	***440***	***2500***	***800***	<20	<0.049	<7.4	<10	<75	<13	***68***	<960	<33	***180 J***	***1800***	<4.7	NT
		-	***3000***	***6200***	***420***	***2500***	***820***	<20	<0.0049	<7.4	<10	<75	<13	***67***	<960	<33	***190 J***	***1900***	<4.7	NT
	04/10/2017	***4.16***	NS	NS	NS	NS	NS	NS	NS	NS	NS	NS	NS	NS	NS	NS	NS	NS	NS	NS
	03/12/2018	***4.89***	NS	NS	NS	NS	NS	NS	NS	NS	NS	NS	NS	NS	NS	NS	NS	NS	NS	NS
	05/18/2018	***4.26***	AFVR Event Peformed - 05/18/2018 through 05/22/2018																	
	04/22/2019	***0.20***	NS	NS	NS	NS	NS	NS	NS	NS	NS	NS	NS	NS	NS	NS	NS	NS	NS	NS
	01/13/2020	***0.44***	AFVR Event Peformed - 01/13/2020 through 01/17/2020																	
	08/22/2020	***SHEEN***	***14000***	***43400***	***3050***	***16400***	<1240	<836	<0.011	<824	<3380	<21600	<1220	<1400	<57600	<9640	<36400	<26200	NT	NT
	09/16/2021	***0.03***	NS	NS	NS	NS	NS	NS	NS	NS	NS	NS	NS	NS	NS	NS	NS	NS	NS	NS
12430-MW02	08/13/2013	-	***1000***	***1000***	***200***	***570***	***23***	<20	<0.019	<20	<20	<400	<200	<100	<2000	<100	<400	***910***	<10	NT
	03/30/2015	-	***23000***	***51000***	***3200***	***15000***	***520***	***620***	***0.36***	<74	<100	<750	<130	***1600***	<9600	<330	<1100	***20000***	<4.7	NT
	04/11/2017	-	***851***	***659***	***139***	***562***	<8.5	<10.0	<0.021	<9.0	<18.0	<160	<17.0	<8.5	<655	<36.5	<288	***687***	22.0	NT
	03/19/2018	-	***545***	***710***	***134***	***924***	<8.5	<10.0	<0.020	<9.0	<18.0	<160	<17.0	<8.5	<655	<36.5	<288	***1240***	NT	<2.5
			570	***494***	***108***	***817***	<8.5	<10.0	<0.020	<9.0	<18.0	<160	<17.0	<8.5	<655	<36.5	<288	***1020***	NT	<2.5
	04/23/2019	-	***577***	***82.3***	***37.3***	***609***	<15.5	***11.9 J***	<0.011	<10.3	<42.3	<270	<15.2	<17.4	<720	<120	<455	***597***	NT	NT
	08/22/2020	-	***209***	***4.3 J***	<3.7	***120***	<6.2	<4.2	<0.011	<4.1	<16.9	<108	<6.1	<7.0	<288	<48.2	<182	<131	NT	NT
			233	***10.3***	***5.8 J***	***137***	<6.2	<4.2	<0.011	<4.1	<16.9	<108	<6.1	<7.0	<288	<48.2	<182	***132 J***	NT	NT
	09/16/2021	-	***320***	***72***	***32***	***200***	<2.0	<2.0	<0.0049	<2.0	<2.0	<40	<2.1	***5.1***	<260	<10	<40	***310***	NT	NT
	Dup C		***320***	***94***	***43***	***250***	***2.2***	***1.8***	<0.0052	<0.40	<0.40	<8.0	***0.50***	***5.6***	<52	<2.0	***16***	***340***	NT	NT
	10/11/2021	-	NT	NT	NT	NT	NT	NT	<0.0081	NT	NT	NT	NT	NT	NT	NT	NT	NT	NT	NT
	Dup C	-	NT	NT	NT	NT	NT	NT	<0.0082	NT	NT	NT	NT	NT	NT	NT	NT	NT	NT	NT
12430-MW03	08/13/2013	-	<1	<1	<1	<1	<1	<1	<0.020	<1	<1	<20	<10	<5	<100	<5	<20	<20	<10	NT
	03/30/2015	-	<0.13	<0.33	<0.33	<0.33	<0.40	<0.40	<0.020	<0.15	<0.20	<1.5	<0.25	<0.40	<19	<0.66	<2.3	<1.5	***9 J***	NT
	04/10/2017		DRY																	
	03/19/2018	-	<1.7	<1.6	<1.6	<5.0	<1.7	<2.0	<0.020	<1.8	<3.6	<32.1	<3.4	<1.7	<131	<7.3	<57.7	<76.8	NT	NT
	04/23/2019	-	<1.7	<2.0	<1.8	<5.0	<3.1	<2.1	<0.011	<2.1	<8.5	<53.9	<3.0	<3.5	<144	<24.1	<91.0	<65.6	NT	NT
	08/20/2020	-	<1.7	<2.0	<1.8	<5.0	<3.1	<2.1	<0.012	<2.1	<8.5	<53.9	<3.0	<3.5	<144	<24.1	<91.0	<65.6	NT	NT
	09/15/2021	-	<0.40	<0.40	<0.40	<0.40	<0.40	<0.40	<0.0050	<0.40	<0.40	<8.0	<0.42	<0.40	<52	<2.0	<8.0	<8.0	NT	NT
	10/11/2021	-	NT	NT	NT	NT	NT	NT	<0.0081	NT	NT	NT	NT	NT	NT	NT	NT	NT	NT	NT
12430-MW04	03/30/2015	-	***41***	***31***	***6.7***	***63***	<0.40	<0.40	<0.020	<0.15	<0.20	<1.5	<0.25	***4.4***	<19	<0.66	<2.3	***5.1 J***	***6.4 J***	NT
	04/10/2017		DRY																	
	03/19/2018	-	***241***	***11.3***	<3.2	***346***	<3.4	<4.0	<0.020	<3.6	<7.2	<64.2	<6.8	***12.5***	<262	<14.6	<115	<154	NT	NT
	04/23/2019	-	***160***	***24.0***	<3.7	***224***	<6.2	<4.2	<0.011	<4.1	<16.9	<108	<6.1	***45.1***	<288	<48.2	***277***	<131	NT	NT
	08/20/2020	-	***13.7***	<2.0	<1.8	<5.0	<3.1	<2.1	<0.011	<2.1	<8.5	<53.9	<3.0	***5.7***	<144	<24.1	<91.0	<65.6	NT	NT
	09/16/2021	-	<0.40	<0.40	<0.40	<0.40	<0.40	<0.40	<0.0050	<0.40	<0.40	<8.0	<0.42	<0.40	<52	<2.0	<8.0	<8.0	NT	NT
12430-MW04I	04/11/2017	-	***3.8 J***	***1.9 J***	<1.6	<2.7	<1.7	<2.0	<0.019	<1.8	<3.6	<32.1	<3.4	<1.7	<131	<7.3	<57.7	<76.8	<2.5	NT
	03/19/2018	-	<1.7	<1.6	<1.6	<5.0	<1.7	<2.0	<0.020	<1.8	<3.6	<32.1	<3.4	<1.7	<131	<7.3	<57.7	<76.8	NT	NT
	04/23/2019	-	<1.7	***3.2 J***	<1.8	<5.0	<3.1	<2.1	<0.011	<2.1	<8.5	<53.9	<3.0	<3.5	<144	<24.1	<91.0	<65.6	NT	NT
	08/20/2020	-	<1.7	<2.0	<1.8	<5.0	<3.1	<2.1	<0.011	<2.1	<8.5	<53.9	<3.0	<3.5	<144	<24.1	<91.0	<65.6	NT	NT
	09/16/2021	-	<0.40	<0.40	<0.40	<0.40	<0.40	<0.40	<0.0050	<0.40	<0.40	<8.0	<0.42	<0.40	<52	<2.0	<8.0	<8.0	NT	NT

		Free-Product Thickness (feet)	Benzene (µg/L)	Toluene (µg/L)	Ethylbenzene (µg/L)	Xylenes (µg/L)	MTBE (µg/L)	Naphthalene (µg/L)	EDB (µg/L)	1,2 DCA (µg/L)	ETBE (µg/L)	ETBA (µg/L)	TAME (µg/L)	DIPE (µg/L)	Ethanol (µg/L)	TBF (µg/L)	TBA (µg/L)	TAA (µg/L)	Lead (µg/L)	Dissolved Lead (µg/L)
		---	RBSL 5	RBSL 1,000	RBSL 700	RBSL 10,000	RBSL 40	RBSL 25	RBSL 0.05	RBSL 5	RBSL 47	RBSL NE	RBSL 128	RBSL 150	RBSL 10,000	RBSL NE	RBSL 1,400	RBSL 240	RBSL 15	RBSL 15
12430-MW05	03/31/2015	-	***0.22 J***	***0.70 J***	<0.33	<0.33	<0.40	<0.40	<0.019	<0.15	<0.20	<1.5	<0.25	<0.40	<19	<0.66	<2.3	<1.5	<4.7	NT
	04/11/2017	-	<1.7	<1.6	<1.6	<2.7	<1.7	<2.0	<0.020	<1.8	<3.6	<32.1	<3.4	<1.7	<131	<7.3	<57.7	<76.8	<2.5	NT
	03/12/2018	-	<1.7	<1.6	<1.6	<5.0	<1.7	<2.0	<0.019	<1.8	<3.6	<32.1	<3.4	<1.7	<131	<7.3	<57.7	<76.8	NT	NT
	04/22/2019	-	<1.7	<2.0	<1.8	<5.0	<3.1	<2.1	<0.011	<2.1	<8.5	<53.9	<3.0	<3.5	<144	<24.1	<91.0	<65.6	NT	NT
	08/19/2020	-	<1.7	<2.0	<1.8	<5.0	<3.1	<2.1	<0.011	<2.1	<8.5	<53.9	<3.0	<3.5	<144	<24.1	<91.0	<65.6	NT	NT
	09/15/2021	-	<0.40	<0.40	<0.40	<0.40	<0.40	<0.40	<0.0050	<0.40	<0.40	<8.0	<0.42	<0.40	<52	<2.0	<8.0	<8.0	NT	NT
	10/11/2021	-	NT	NT	NT	NT	NT	NT	<0.0080	NT	NT	NT	NT	NT	NT	NT	NT	NT	NT	NT
12430-MW06	03/31/2015	-	***0.18 J***	***0.73 J***	<0.33	<0.33	<0.40	<0.40	<0.020	<0.15	<0.20	<1.5	<0.25	<0.40	<19	<0.66	<2.3	<1.5	***14***	NT
	04/11/2017	-	<1.7	<1.6	<1.6	<2.7	<1.7	<2.0	<0.020	<1.8	<3.6	<32.1	<3.4	<1.7	<131	<7.3	<57.7	<76.8	**46.4**	NT
	03/12/2018	-	<1.7	<1.6	<1.6	<5.0	<1.7	<2.0	<0.020	<1.8	<3.6	<32.1	<3.4	<1.7	<131	<7.3	<57.7	<76.8	NT	<2.5
	04/22/2019	-	<1.7	<2.0	<1.8	<5.0	<3.1	<2.1	<0.012	<2.1	<8.5	<53.9	<3.0	<3.5	<144	<24.1	<91.0	<65.6	NT	NT
	08/19/2020	-	<1.7	<2.0	<1.8	<5.0	<3.1	<2.1	<0.011	<2.1	<8.5	<53.9	<3.0	<3.5	<144	<24.1	<91.0	<65.6	NT	NT
	09/15/2021	-	<0.40	<0.40	<0.40	<0.40	<0.40	<0.40	<0.0049	<0.40	<0.40	<8.0	<0.42	<0.40	<52	<2.0	<8.0	<8.0	NT	NT
	10/11/2021	-	NT	NT	NT	NT	NT	NT	<0.0079	NT	NT	NT	NT	NT	NT	NT	NT	NT	NT	NT
12430-MW07	03/31/2015	-	<0.13	<0.33	<0.33	<0.33	<0.40	<0.40	<0.019	<0.15	<0.20	<1.5	<0.25	<0.40	<19	<0.66	<2.3	<1.5	***4.8 J***	NT
	04/10/2017	DRY																		
	03/19/2018	-	<1.7	<1.6	<1.6	<5.0	<1.7	<2.0	<0.020	<1.8	<3.6	<32.1	<3.4	<1.7	<131	<7.3	<57.7	<76.8	NT	NT
	04/22/2019	-	<1.7	<2.0	<1.8	<5.0	<3.1	<2.1	<0.011	<2.1	<8.5	<53.9	<3.0	<3.5	<144	<24.1	<91.0	<65.6	NT	NT
	08/20/2020	-	<1.7	<2.0	<1.8	<5.0	<3.1	<2.1	<0.011	<2.1	<8.5	<53.9	<3.0	<3.5	<144	<24.1	<91.0	<65.6	NT	NT
	09/15/2021	-	<0.40	<0.40	<0.40	<0.40	<0.40	<0.40	<0.0052	<0.40	<0.40	<8.0	<0.42	<0.40	<52	<2.0	<8.0	<8.0	NT	NT
	10/11/2021	-	NT	NT	NT	NT	NT	NT	<0.0082	NT	NT	NT	NT	NT	NT	NT	NT	NT	NT	NT
12430-MW08	03/30/2015	-	<0.13	<0.33	<0.33	<0.33	<0.40	<0.40	<0.020	<0.15	<0.20	<1.5	<0.25	<0.40	<19	<0.66	***26***	***14 J***	<4.7	NT
	04/11/2017	-	<1.7	<1.6	<1.6	<2.7	<1.7	<2.0	<0.020	<1.8	<3.6	<32.1	<3.4	<1.7	<131	<7.3	<57.7	<76.8	<2.5	NT
	03/19/2018	-	<1.7	<1.6	<1.6	<5.0	<1.7	<2.0	<0.020	<1.8	<3.6	<32.1	<3.4	<1.7	<131	<7.3	<57.7	<76.8	NT	NT
	04/22/2019	-	<1.7	<2.0	<1.8	<5.0	<3.1	<2.1	<0.011	<2.1	<8.5	<53.9	<3.0	<3.5	<144	<24.1	<91.0	<65.6	NT	NT
	08/20/2020	-	<1.7	<2.0	<1.8	<5.0	<3.1	<2.1	<0.011	<2.1	<8.5	<53.9	<3.0	<3.5	<144	<24.1	<91.0	<65.6	NT	NT
	09/15/2021	-	<0.40	<0.40	<0.40	<0.40	<0.40	<0.40	<0.0049	<0.40	<0.40	<8.0	<0.42	<0.40	<52	<2.0	<8.0	<8.0	NT	NT
	10/11/2021	-	NT	NT	NT	NT	NT	NT	<0.0080	NT	NT	NT	NT	NT	NT	NT	NT	NT	NT	NT
12430-MW09	03/30/2015	-	<0.13	<0.33	<0.33	<0.33	<0.40	<0.40	<0.020	<0.15	<0.20	<1.5	<0.25	<0.40	<19	<0.66	<2.3	<1.5	<4.7	NT
	04/10/2017	DRY																		
	03/19/2018	-	<1.7	<1.6	<1.6	<5.0	<1.7	<2.0	<0.019	<1.8	<3.6	<32.1	<3.4	<1.7	<131	<7.3	<57.7	<76.8	NT	NT
	04/22/2019	-	<1.7	<2.0	<1.8	<5.0	<3.1	<2.1	<0.011	<2.1	<8.5	<53.9	<3.0	<3.5	<144	<24.1	<91.0	<65.6	NT	NT
	08/20/2020	-	<1.7	<2.0	<1.8	<5.0	<3.1	<2.1	<0.011	<2.1	<8.5	<53.9	<3.0	<3.5	<144	<24.1	<91.0	<65.6	NT	NT
	09/15/2021	-	<0.40	<0.40	<0.40	<0.40	<0.40	<0.40	<0.0050	<0.40	<0.40	<8.0	<0.42	<0.40	<52	<2.0	<8.0	<8.0	NT	NT
	10/11/2021	-	NT	NT	NT	NT	NT	NT	<0.0081	NT	NT	NT	NT	NT	NT	NT	NT	NT	NT	NT
12430-MW10	03/30/2015	-	<0.13	<0.33	<0.33	<0.33	<0.40	<0.40	<0.0049	<0.15	<0.20	<1.5	<0.25	<0.40	<19	<0.66	***3.6 J***	<1.5	<4.7	NT
	04/10/2017	-	<1.7	<1.6	<1.6	<2.7	<1.7	<2.0	<0.020	<1.8	<3.6	<32.1	<3.4	<1.7	<131	<7.3	<57.7	<76.8	***286***	NT
	03/12/2018	NOT SAMPLED - CAR PARKED ABOVE MONITORING WELL																		
	04/22/2019	-	<1.7	<2.0	<1.8	<5.0	<3.1	<2.1	<0.011	<2.1	<8.5	<53.9	<3.0	<3.5	<144	<24.1	<91.0	<65.6	NT	NT
	08/20/2020	-	<1.7	<2.0	<1.8	<5.0	<3.1	<2.1	<0.011	<2.1	<8.5	<53.9	<3.0	<3.5	<144	<24.1	<91.0	<65.6	NT	NT
	09/15/2021	-	<0.40	<0.40	<0.40	<0.40	<0.40	<0.40	<0.0049	<0.40	<0.40	<8.0	<0.42	<0.40	<52	<2.0	<8.0	<8.0	NT	NT
	10/11/2021	-	NT	NT	NT	NT	NT	NT	<0.0080	NT	NT	NT	NT	NT	NT	NT	NT	NT	NT	NT

		Free-Product Thickness (feet)	Benzene (µg/L)	Toluene (µg/L)	Ethylbenzene (µg/L)	Xylenes (µg/L)	MTBE (µg/L)	Naphthalene (µg/L)	EDB (µg/L)	1,2 DCA (µg/L)	ETBE (µg/L)	ETBA (µg/L)	TAME (µg/L)	DIPE (µg/L)	Ethanol (µg/L)	TBF (µg/L)	TBA (µg/L)	TAA (µg/L)	Lead (µg/L)	Dissolved Lead (µg/L)
		---	RBSL 5	RBSL 1,000	RBSL 700	RBSL 10,000	RBSL 40	RBSL 25	RBSL 0.05	RBSL 5	RBSL 47	RBSL NE	RBSL 128	RBSL 150	RBSL 10,000	RBSL NE	RBSL 1,400	RBSL 240	RBSL 15	RBSL 15
12430-MW11	03/30/2015	-	<0.13	<0.33	<0.33	<0.33	<0.40	<0.40	<0.020	<0.15	<0.20	<1.5	<0.25	<0.40	<19	<0.66	<2.3	<1.5	***6.7 J***	NT
	04/10/2017	-	<1.7	<1.6	<1.6	<2.7	<1.7	***2.3 J***	<0.020	<1.8	<3.6	<32.1	<3.4	<1.7	<131	<7.3	<57.7	***77.5 J***	***68.4***	NT
	03/12/2018	-	<1.7	<1.6	<1.6	<5.0	<1.7	<2.0	<0.019	<1.8	<3.6	<32.1	<3.4	<1.7	<131	<7.3	<57.7	<76.8	NT	<2.5
	04/22/2019	-	<1.7	<2.0	<1.8	<5.0	<3.1	<2.1	<0.011	<2.1	<8.5	<53.9	<3.0	<3.5	<144	<24.1	<91.0	<65.6	NT	NT
	08/20/2020	-	<1.7	<2.0	<1.8	<5.0	<3.1	<2.1	<0.011	<2.1	<8.5	<53.9	<3.0	<3.5	<144	<24.1	<91.0	<65.6	NT	NT
	09/15/2021	-	<0.40	<0.40	<0.40	<0.40	<0.40	<0.40	<0.0050	<0.40	<0.40	<8.0	<0.42	<0.40	<52	<2.0	<8.0	<8.0	NT	NT
	10/11/2021	-	NT	NT	NT	NT	NT	NT	<0.0079	NT	NT	NT	NT	NT	NT	NT	NT	NT	NT	NT
12430-MW12	04/15/2017	-	***2050***	***3930***	***422***	***1580***	<34.0	<40.0	<0.019	<36.0	<72.0	<642	<68.0	<34.0	<2620	<146	<1150	***3010***	<2.5	NT
	03/19/2018	-	***1930***	***2840***	***383***	***1380***	<42.5	<50.0	<0.020	<45.0	<90.0	<802	<85.0	<42.5	<3280	<182	<1440	***3490***	NT	NT
	04/23/2019	-	***1820***	***3130***	***410***	***1600***	<62.0	<41.8	<0.011	<41.2	<169	<1080	<60.8	<69.8	<2880	<482	<1820	***4450***	NT	NT
	08/22/2020	-	***3440***	***9080***	***1270***	***5860***	<155	***110 J***	<0.011	<103	<423	<2700	<152	<174	<7200	<1200	<4550	***6780***	NT	NT
			3730	***8780***	***1200***	***5560***	<155	***105 J***	<0.011	<103	<423	<2700	<152	<174	<7200	<1200	<4550	***7980***	NT	NT
	09/16/2021	-	***3600***	***8900***	***1200***	***5900***	<40	***200***	<0.50	<40	<40	<800	<42	***49***	<5200	<200	<800	***7800***	NT	NT
	Dup B		***3400***	***8300***	***1200***	***5700***	<40	***210***	<0.28	<40	<40	<800	<42	***50***	<5200	<200	<800	***8600***	NT	NT
	10/11/2021	-	NT	NT	NT	NT	NT	NT	<0.0091	NT	NT	NT	NT	NT	NT	NT	NT	NT	NT	NT
	Dup B	-	NT	NT	NT	NT	NT	NT	<0.0089	NT	NT	NT	NT	NT	NT	NT	NT	NT	NT	NT
12430-MW12I	04/15/2017	-	***2700***	***6210***	***576***	***2740***	<68.0	<80.0	<0.020	<72.0	<144	<1280	<136	<68.0	<5240	<292	<2310	***3680 J***	<2.5	NT
	03/19/2018	-	***1440***	***2880***	***231***	***1570***	<34.0	***41.8 J***	<0.020	<36.0	<72.0	<642	<68.0	<34.0	<2620	<146	<1150	***3830***	NT	NT
	04/23/2019	-	***2460***	***3070***	***338***	***1770***	<62.0	***71.1 J***	<0.012	<41.2	<169	<1080	<60.8	***121***	<2880	<482	<1820	***4640***	NT	NT
	08/22/2020	-	***1820***	***5530***	***871***	***3910***	<155	***109 J***	<0.011	<103	<423	<2700	<152	<174	<7200	<1200	<4550	<3280	NT	NT
	09/16/2021	-	***820***	<1200	***470***	***1500***	<8.0	***81***	<0.0050	<8.0	<8.0	<160	<8.4	***32***	<1000	<40	<160	***970***	NT	NT
12430-MW14	04/11/2017	-	***746***	***748***	***80.5***	***476***	<8.5	<10.0	<0.020	<9.0	<18.0	<160	<17.0	<8.5	***795 J***	<36.5	<288	***2050***	***3.1 J***	NT
			764	***749***	***79.6***	***462***	<8.5	<10.0	<0.020	<9.0	<18.0	<160	<17.0	<8.5	<655	<36.5	<288	**2220**	***10.6***	NT
	03/12/2018	-	***526***	***535***	***59.1***	***374***	<8.5	<10.0	<0.020	<9.0	<18.0	<160	<17.0	<8.5	<655	<36.5	<288	<384	NT	NT
			520	***522***	***57.4***	***358***	<8.5	<10.0	<0.020	<9.0	<18.0	<160	<17.0	<8.5	<655	<36.5	<288	***1070***	NT	NT
	04/22/2019	-	***575***	***300***	***56.1***	***614***	<12.4	<8.4	<0.011	<8.2	<33.8	<216	<12.2	<14.0	<576	<96.4	<364	***3150***	NT	NT
	08/19/2020	-	***278***	***49.5***	***31.4***	***181***	<6.2	<4.2	<0.011	<4.1	<16.9	<108	<6.1	<7.0	<288	<48.2	<182	***1870***	NT	NT
	09/15/2021	-	***180***	***17***	***3.5***	***98***	<0.40	<0.40	<0.050	<0.40	<0.40	<8.0	<0.42	***1.7***	<52	<2.0	***63***	***1000***	NT	NT
	10/11/2021	-	NT	NT	NT	NT	NT	NT	<0.0077	NT	NT	NT	NT	NT	NT	NT	NT	NT	NT	NT
12430-MW14I	04/11/2017	-	***33.4***	***16.0***	***2.6 J***	***15.0***	<1.7	<2.0	<0.020	<1.8	<3.6	<32.1	<3.4	<1.7	<131	<7.3	<57.7	***111***	<2.5	NT
	03/12/2018	-	***3.4 J***	<1.6	<1.6	<5.0	<1.7	<2.0	<0.019	<1.8	<3.6	<32.1	<3.4	<1.7	<131	<7.3	<57.7	<76.8	NT	NT
	04/22/2019	-	<1.7	<2.0	<1.8	<5.0	<3.1	<2.1	<0.011	<2.1	<8.5	<53.9	<3.0	<3.5	<144	<24.1	<91.0	<65.6	NT	NT
	08/19/2020	-	<1.7	<2.0	<1.8	<5.0	<3.1	<2.1	<0.011	<2.1	<8.5	<53.9	<3.0	<3.5	<144	<24.1	<91.0	<65.6	NT	NT
	09/15/2021	-	<0.40	<0.40	<0.40	<0.40	<0.40	<0.40	<0.0050	<0.40	<0.40	<8.0	<0.42	<0.40	<52	<2.0	<8.0	<8.0	NT	NT
	10/11/2021	-	NT	NT	NT	NT	NT	NT	<0.0080	NT	NT	NT	NT	NT	NT	NT	NT	NT	NT	NT
12430-MW15	04/11/2017	-	<1.7	<1.6	<1.6	<2.7	<1.7	<2.0	<0.020	<1.8	<3.6	<32.1	<3.4	<1.7	<131	<7.3	<57.7	<76.8	<2.5	NT
	03/12/2018	-	<1.7	<1.6	<1.6	<5.0	<1.7	<2.0	<0.020	<1.8	<3.6	<32.1	<3.4	<1.7	<131	<7.3	<57.7	<76.8	NT	NT
	04/22/2019	-	<1.7	<2.0	<1.8	<5.0	<3.1	<2.1	<0.011	<2.1	<8.5	<53.9	<3.0	<3.5	<144	<24.1	<91.0	<65.6	NT	NT
	08/19/2020	-	<1.7	<2.0	<1.8	<5.0	<3.1	<2.1	<0.012	<2.1	<8.5	<53.9	<3.0	<3.5	<144	<24.1	<91.0	<65.6	NT	NT
	09/15/2021	-	<0.40	<0.40	<0.40	<0.40	<0.40	<0.40	<0.0049	<0.40	<0.40	<8.0	<0.42	<0.40	<52	<2.0	<8.0	<8.0	NT	NT
	10/11/2021	-	NT	NT	NT	NT	NT	NT	<0.0080	NT	NT	NT	NT	NT	NT	NT	NT	NT	NT	NT

		Free-Product Thickness (feet)	Benzene (µg/L)	Toluene (µg/L)	Ethylbenzene (µg/L)	Xylenes (µg/L)	MTBE (µg/L)	Naphthalene (µg/L)	EDB (µg/L)	1,2 DCA (µg/L)	ETBE (µg/L)	ETBA (µg/L)	TAME (µg/L)	DIPE (µg/L)	Ethanol (µg/L)	TBF (µg/L)	TBA (µg/L)	TAA (µg/L)	Lead (µg/L)	Dissolved Lead (µg/L)
		---	RBSL 5	RBSL 1,000	RBSL 700	RBSL 10,000	RBSL 40	RBSL 25	RBSL 0.05	RBSL 5	RBSL 47	RBSL NE	RBSL 128	RBSL 150	RBSL 10,000	RBSL NE	RBSL 1,400	RBSL 240	RBSL 15	RBSL 15
12430-MW15I	04/11/2017	-	<1.7	<1.6	<1.6	<2.7	<1.7	<2.0	<0.020	<1.8	<3.6	<32.1	<3.4	<1.7	<131	<7.3	<57.7	<76.8	<2.5	NT
	03/12/2018	-	<1.7	<1.6	<1.6	<5.0	<1.7	<2.0	<0.020	<1.8	<3.6	<32.1	<3.4	<1.7	<131	<7.3	<57.7	<76.8	NT	NT
	04/22/2019	-	<1.7	<2.0	<1.8	<5.0	<3.1	<2.1	<0.011	<2.1	<8.5	<53.9	<3.0	<3.5	<144	<24.1	<91.0	<65.6	NT	NT
	08/19/2020	-	<1.7	<2.0	<1.8	<5.0	<3.1	<2.1	<0.011	<2.1	<8.5	<53.9	<3.0	<3.5	<144	<24.1	<91.0	<65.6	NT	NT
	09/15/2021	-	<0.40	<0.40	<0.40	<0.40	<0.40	<0.40	<0.0050	<0.40	<0.40	<8.0	<0.42	<0.40	<52	<2.0	<8.0	<8.0	NT	NT
	10/11/2021	-	NT	NT	NT	NT	NT	NT	<0.0082	NT	NT	NT	NT	NT	NT	NT	NT	NT	NT	NT
12430-MW16	04/11/2017	-	<1.7	<1.6	<1.6	<2.7	<1.7	<2.0	<0.020	<1.8	<3.6	<32.1	<3.4	<1.7	<131	<7.3	<57.7	<76.8	***2.8 J***	NT
	03/12/2018	-	<1.7	<1.6	<1.6	<5.0	<1.7	<2.0	<0.019	<1.8	<3.6	<32.1	<3.4	<1.7	<131	<7.3	<57.7	<76.8	NT	NT
	04/22/2019	-	<1.7	<2.0	<1.8	<5.0	<3.1	<2.1	<0.011	<2.1	<8.5	<53.9	<3.0	<3.5	<144	<24.1	<91.0	<65.6	NT	NT
	08/19/2020	-	<1.7	<2.0	<1.8	<5.0	<3.1	<2.1	<0.011	<2.1	<8.5	<53.9	<3.0	<3.5	<144	<24.1	<91.0	<65.6	NT	NT
	09/15/2021	-	<0.40	<0.40	<0.40	<0.40	<0.40	<0.40	<0.0050	<0.40	<0.40	<8.0	<0.42	<0.40	<52	<2.0	<8.0	<8.0	NT	NT
	10/11/2021	-	NT	NT	NT	NT	NT	NT	<0.0081	NT	NT	NT	NT	NT	NT	NT	NT	NT	NT	NT
12430-MW16I	04/11/2017	-	<1.7	<1.6	<1.6	<2.7	<1.7	<2.0	<0.020	<1.8	<3.6	<32.1	<3.4	<1.7	<131	<7.3	<57.7	<76.8	<2.5	NT
	03/12/2018	-	<1.7	<1.6	<1.6	<5.0	<1.7	<2.0	<0.019	<1.8	<3.6	<32.1	<3.4	<1.7	<131	<7.3	<57.7	<76.8	NT	NT
	04/22/2019	-	<1.7	<2.0	<1.8	<5.0	<3.1	<2.1	<0.011	<2.1	<8.5	<53.9	<3.0	<3.5	<144	<24.1	<91.0	<65.6	NT	NT
	08/19/2020	-	<1.7	<2.0	<1.8	<5.0	<3.1	<2.1	<0.011	<2.1	<8.5	<53.9	<3.0	<3.5	<144	<24.1	<91.0	<65.6	NT	NT
	09/15/2021	-	<0.40	<0.40	<0.40	<0.40	<0.40	<0.40	<0.0050	<0.40	<0.40	<8.0	<0.42	<0.40	<52	<2.0	<8.0	<8.0	NT	NT
	10/11/2021	-	NT	NT	NT	NT	NT	NT	<0.0080	NT	NT	NT	NT	NT	NT	NT	NT	NT	NT	NT
12430-MW17	04/10/2017	-	<1.7	<1.6	<1.6	<2.7	<1.7	<2.0	<0.020	<1.8	<3.6	<32.1	<3.4	<1.7	<131	<7.3	<57.7	<76.8	<2.5	NT
	03/19/2018	-	<1.7	<1.6	<1.6	<5.0	<1.7	<2.0	<0.020	<1.8	<3.6	<32.1	<3.4	<1.7	<131	<7.3	<57.7	<76.8	NT	NT
	04/22/2019	-	<1.7	<2.0	<1.8	<5.0	<3.1	<2.1	<0.011	<2.1	<8.5	<53.9	<3.0	<3.5	<144	<24.1	<91.0	<65.6	NT	NT
	08/19/2020	-	<1.7	<2.0	<1.8	<5.0	<3.1	<2.1	<0.011	<2.1	<8.5	<53.9	<3.0	<3.5	<144	<24.1	<91.0	<65.6	NT	NT
	09/15/2021	-	<0.40	<0.40	<0.40	<0.40	<0.40	<0.40	<0.0050	<0.40	<0.40	<8.0	<0.42	<0.40	<52	<2.0	<8.0	<8.0	NT	NT
	10/11/2021	-	NT	NT	NT	NT	NT	NT	<0.0082	NT	NT	NT	NT	NT	NT	NT	NT	NT	NT	NT
12430-MW17I	04/10/2017	-	<1.7	<1.6	<1.6	<2.7	<1.7	<2.0	<0.020	<1.8	<3.6	<32.1	<3.4	<1.7	<131	<7.3	<57.7	<76.8	<2.5	NT
	03/19/2018	-	<1.7	<1.6	<1.6	<5.0	<1.7	<2.0	<0.020	<1.8	<3.6	<32.1	<3.4	<1.7	<131	<7.3	<57.7	<76.8	NT	NT
	04/22/2019	-	<1.7	<2.0	<1.8	<5.0	<3.1	<2.1	<0.011	<2.1	<8.5	<53.9	<3.0	<3.5	<144	<24.1	<91.0	<65.6	NT	NT
	08/19/2020	-	<1.7	<2.0	<1.8	<5.0	<3.1	<2.1	<0.012	<2.1	<8.5	<53.9	<3.0	<3.5	<144	<24.1	<91.0	<65.6	NT	NT
	09/15/2021	-	<0.40	<0.40	<0.40	<0.40	<0.40	<0.40	<0.0049	<0.40	<0.40	<8.0	<0.42	<0.40	<52	<2.0	<8.0	<8.0	NT	NT
	10/11/2021	-	NT	NT	NT	NT	NT	NT	<0.0079	NT	NT	NT	NT	NT	NT	NT	NT	NT	NT	NT
12430-MW18	04/11/2017	-	<1.7	<1.6	<1.6	<2.7	<1.7	<2.0	<0.019	<1.8	<3.6	<32.1	<3.4	<1.7	<131	<7.3	<57.7	<76.8	<2.5	NT
	03/12/2018	-	<1.7	<1.6	<1.6	<5.0	<1.7	<2.0	<0.020	<1.8	<3.6	<32.1	<3.4	<1.7	<131	<7.3	<57.7	<76.8	NT	NT
	04/22/2019	NOT LOCATED																		
	08/20/2020	NOT LOCATED																		
	09/15/2021	NOT LOCATED																		
12430-MW18I	03/12/2018	-	<1.7	<1.6	<1.6	<5.0	<1.7	<2.0	<0.020	<1.8	<3.6	<32.1	<3.4	<1.7	<131	<7.3	<57.7	<76.8	NT	NT
	04/22/2019	NOT LOCATED																		
	08/20/2020	NOT LOCATED																		
	09/15/2021	NOT LOCATED																		
12430-MW19	04/10/2017	-	<1.7	<1.6	<1.6	<2.7	<1.7	<2.0	<0.020	<1.8	<3.6	<32.1	<3.4	<1.7	<131	<7.3	<57.7	<76.8	<2.5	NT
	03/19/2018	-	<1.7	<1.6	<1.6	<5.0	<1.7	<2.0	<0.019	<1.8	<3.6	<32.1	<3.4	<1.7	<131	<7.3	<57.7	<76.8	NT	NT
	04/23/2019	-	<1.7	<2.0	<1.8	<5.0	<3.1	<2.1	<0.011	<2.1	<8.5	<53.9	<3.0	<3.5	<144	<24.1	<91.0	<65.6	NT	NT
	08/20/2020	-	<1.7	<2.0	<1.8	<5.0	<3.1	<2.1	<0.011	<2.1	<8.5	<53.9	<3.0	<3.5	<144	<24.1	<91.0	<65.6	NT	NT
	09/15/2021	-	<0.40	<0.40	<0.40	<0.40	<0.40	<0.40	<0.0049	<0.40	<0.40	<8.0	<0.42	<0.40	<52	<2.0	<8.0	<8.0	NT	NT
	10/11/2021	-	NT	NT	NT	NT	NT	NT	<0.0079	NT	NT	NT	NT	NT	NT	NT	NT	NT	NT	NT

		Free-Product Thickness (feet)	Benzene (µg/L)	Toluene (µg/L)	Ethylbenzene (µg/L)	Xylenes (µg/L)	MTBE (µg/L)	Naphthalene (µg/L)	EDB (µg/L)	1,2 DCA (µg/L)	ETBE (µg/L)	ETBA (µg/L)	TAME (µg/L)	DIPE (µg/L)	Ethanol (µg/L)	TBF (µg/L)	TBA (µg/L)	TAA (µg/L)	Lead (µg/L)	Dissolved Lead (µg/L)
		---	RBSL 5	RBSL 1,000	RBSL 700	RBSL 10,000	RBSL 40	RBSL 25	RBSL 0.05	RBSL 5	RBSL 47	RBSL NE	RBSL 128	RBSL 150	RBSL 10,000	RBSL NE	RBSL 1,400	RBSL 240	RBSL 15	RBSL 15
12430-MW19I	04/10/2017	-	<1.7	<1.6	<1.6	<2.7	<1.7	<2.0	<0.020	<1.8	<3.6	<32.1	<3.4	<1.7	<131	<7.3	<57.7	<76.8	<2.5	NT
	03/19/2018	-	<1.7	<1.6	<1.6	<5.0	<1.7	<2.0	<0.019	<1.8	<3.6	<32.1	<3.4	<1.7	<131	<7.3	<57.7	<76.8	NT	NT
	04/23/2019	-	<1.7	<2.0	<1.8	<5.0	3.2 J	<2.1	<0.011	<2.1	<8.5	<53.9	<3.0	<3.5	<144	<24.1	<91.0	<65.6	NT	NT
	08/20/2020	-	<1.7	<2.0	<1.8	<5.0	<3.1	<2.1	<0.011	<2.1	<8.5	<53.9	<3.0	<3.5	<144	<24.1	<91.0	<65.6	NT	NT
	09/15/2021	-	<0.40	<0.40	<0.40	<0.40	***0.65***	<0.40	<0.0049	<0.40	<0.40	<8.0	<0.42	***1.6***	<52	<2.0	<8.0	<8.0	NT	NT
	10/11/2021	-	NT	NT	NT	NT	NT	NT	<0.0080	NT	NT	NT	NT	NT	NT	NT	NT	NT	NT	NT
12430-MW20	04/10/2017	-	***341***	***286***	***26.1***	***119***	<4.2	<5.0	<0.020	<4.5	<9.0	<80.2	<8.5	***39.3***	<328	<18.2	<144	***1010***	<2.5	NT
	03/19/2018	-	***1620***	***1100***	***68.0***	***707***	<21.2	<25.0	***0.062***	<22.5	<45.0	<401	<42.5	***73.7***	<1640	<91.2	<721	***3740***	NT	NT
	04/23/2019	-	***1830***	***63.3***	***231***	***395***	<38.8	<26.1	<0.011	<25.8	<106	<674	<38.0	***170***	<1800	<301	<1140	***7910***	NT	NT
			1610	***62.6***	***209***	***372***	<38.8	***26.6 J***	<0.011	<25.8	<106	<674	<38.0	***157***	<1800	<301	<1140	***8490***	NT	NT
	08/20/2020	-	***1140***	***234***	***232***	***153***	***40.8 J***	***22.4 J***	<0.011	<20.6	<84.6	<539	<30.4	***221***	<1440	<241	<910	***10900***	NT	NT
	09/15/2021	-	***520***	***280***	***160***	***110***	***32***	***20***	<0.0049	<8.0	<2.0	<40	2.4	***210***	<260	<10	***530***	***11000***	NT	NT
	Dup A		***350***	***160***	***130***	***68***	***31***	***20***	<0.053	<8.0	<2.0	<40	<2.1	***220***	<260	<10	***480***	***11000***	NT	NT
	10/11/2021	-	NT	NT	NT	NT	NT	NT	<0.0084	NT	NT	NT	NT	NT	NT	NT	NT	NT	NT	NT
	Dup A	-	NT	NT	NT	NT	NT	NT	<0.0079	NT	NT	NT	NT	NT	NT	NT	NT	NT	NT	NT
12430-MW21	04/15/2017	-	***5520***	***1620***	***675***	***5700***	***1240***	***285***	***0.42***	<72.0	<144	<1280	<136	***585***	<5240	<292	<2310	***4390***	<2.5	NT
	03/19/2018	-	***3230***	***487***	***197***	***3660***	***732***	***404***	***0.16***	<36.0	<72.0	<642	<68.0	***329***	<2620	<146	<1150	***4530***	NT	NT
	04/23/2019	-	***3540***	***779***	***230***	***2070***	***560***	***288***	<0.011	<51.5	<212	<1350	<76.0	***264***	<3600	<602	<2280	***5590***	NT	NT
	08/22/2020	-	***3860***	***5310***	***2150***	***9260***	***817***	***690***	<0.011	<103	<423	<2700	<152	***208 J***	<7200	<1200	<4550	***11500***	NT	NT
	09/16/2021	-	***4400***	***9000***	***2400***	***11000***	***1100***	***730***	***2.2***	<40	<40	<800	***82***	***310***	<5200	<200	***1100***	***12000***	NT	NT
12430-MW22	04/15/2017	-	<1.7	<1.6	<1.6	<2.7	<1.7	<2.0	<0.020	<1.8	<3.6	<32.1	<3.4	<1.7	<131	<7.3	<57.7	<76.8	<2.5	NT
	03/19/2018	-	<1.7	<1.6	<1.6	<5.0	<1.7	<2.0	<0.019	<1.8	<3.6	<32.1	<3.4	<1.7	<131	<7.3	<57.7	<76.8	NT	NT
	04/23/2019	-	<1.7	<2.0	<1.8	<5.0	<3.1	<2.1	***0.074***	<2.1	<8.5	<53.9	<3.0	<3.5	<144	<24.1	<91.0	<65.6	NT	NT
	08/22/2020	-	***4.6 J***	<2.0	<1.8	<5.0	<3.1	<2.1	<0.011	<2.1	<8.5	<53.9	<3.0	<3.5	<144	<24.1	<91.0	<65.6	NT	NT
	09/16/2021	-	***7.6***	<0.40	<0.40	***0.93***	<0.40	<0.40	<0.0050	<0.40	<0.40	<8.0	<0.42	<0.40	<52	<2.0	<8.0	<8.0	NT	NT
12430-MW22I	04/15/2017	-	<1.7	<1.6	<1.6	<2.7	<1.7	<2.0	<0.020	<1.8	<3.6	<32.1	<3.4	<1.7	<131	<7.3	<57.7	<76.8	<2.5	NT
	03/19/2018	-	<1.7	<1.6	<1.6	<5.0	<1.7	<2.0	<0.020	<1.8	<3.6	<32.1	<3.4	<1.7	<131	<7.3	<57.7	<76.8	NT	NT
	04/23/2019	-	***37.6***	<2.0	<1.8	<5.0	<3.1	<2.1	<0.011	<2.1	<8.5	<53.9	<3.0	<3.5	<144	<24.1	<91.0	***79.8 J***	NT	NT
	08/22/2020	-	<1.7	<2.0	<1.8	<5.0	<3.1	<2.1	<0.011	<2.1	<8.5	<53.9	<3.0	<3.5	<144	<24.1	<91.0	<65.6	NT	NT
	09/16/2021	-	<0.40	<0.40	<0.40	<0.40	<0.40	<0.40	<0.0048	<0.40	<0.40	<8.0	<0.42	<0.40	<52	<2.0	<8.0	<8.0	NT	NT
12430-MW23	04/10/2017	-	***1400***	<20.0	<20.0	<33.8	***47.4 J***	***72.4***	<0.020	<22.5	<45.0	<401	<42.5	***44.7 J***	<1640	<91.2	<721	***1030 J***	<2.5	NT
	03/19/2018	-	***381***	<6.4	<6.4	<20.0	***45.6***	***9.6 J***	<0.020	***8.8 J***	<14.4	<128	<13.6	***26.0***	<524	<29.2	<231	***909***	NT	NT
	04/23/2019	-	***2.8 J***	<2.0	<1.8	<5.0	***5.7***	<2.1	***0.12***	***3.0 J***	<8.5	<53.9	<3.0	***4.5 J***	<144	<24.1	<91.0	***72.8 J***	NT	NT
	08/20/2020	-	<1.7	<2.0	<1.8	<5.0	<3.1	<2.1	<0.012	<2.1	<8.5	<53.9	<3.0	<3.5	<144	<24.1	<91.0	<65.6	NT	NT
	09/15/2021	-	<0.40	<0.40	<0.40	<0.40	<0.40	<0.40	<0.0050	<0.40	<0.40	<8.0	<0.42	<0.40	<52	<2.0	<8.0	<8.0	NT	NT
	10/11/2021	-	NT	NT	NT	NT	NT	NT	<0.0081	NT	NT	NT	NT	NT	NT	NT	NT	NT	NT	NT
12430-MW23I	10/03/2017	-	***115***	***4.9 J***	***3.1 J***	<5.0	***9.3***	***3.3 J***	<0.019	<1.8	<3.6	<32.1	<3.4	***16.3***	<131	<7.3	<57.7	***202***	<2.5	NT
			105	***4.5 J***	***2.9 J***	<5.0	***8.4***	***3.3 J***	<0.020	<1.8	<3.6	<32.1	<3.4	***14.8***	<131	<7.3	<57.7	***199***	<2.5	NT
	03/19/2018	-	***4840***	***67.5 J***	***68.5 J***	<125	***291***	***125***	***0.023***	<45.0	<90.0	<802	<85.0	***395***	<3280	<182	<1440	***10400***	NT	NT
	04/23/2019	-	***2260***	<40.2	<36.8	<100	***163***	***66.7 J***	***0.082***	<41.2	<169	<1080	<60.8	***224***	<2880	<482	<1820	***5760***	NT	NT
	08/20/2020	-	***2670***	***52.9 J***	<46.0	<125	***273***	<52.2	<0.011	<51.5	<212	<1350	<76.0	***372***	<3600	<602	<2280	***9640***	NT	NT
	09/15/2021	-	***5400***	***55***	***200***	<40	***390***	***200***	<0.048	***60***	***1.4***	<8.0	***15***	***610***	<52	<2.0	***940***	***19000***	NT	NT

		Free-Product Thickness (feet)	Benzene (µg/L)	Toluene (µg/L)	Ethylbenzene (µg/L)	Xylenes (µg/L)	MTBE (µg/L)	Naphthalene (µg/L)	EDB (µg/L)	1,2 DCA (µg/L)	ETBE (µg/L)	ETBA (µg/L)	TAME (µg/L)	DIPE (µg/L)	Ethanol (µg/L)	TBF (µg/L)	TBA (µg/L)	TAA (µg/L)	Lead (µg/L)	Dissolved Lead (µg/L)
		---	RBSL 5	RBSL 1,000	RBSL 700	RBSL 10,000	RBSL 40	RBSL 25	RBSL 0.05	RBSL 5	RBSL 47	RBSL NE	RBSL 128	RBSL 150	RBSL 10,000	RBSL NE	RBSL 1,400	RBSL 240	RBSL 15	RBSL 15
12430-MW24	04/10/2017	***4.48***	NS	NS	NS	NS	NS	NS	NS	NS	NS	NS	NS	NS	NS	NS	NS	NS	NS	NS
	03/12/2018	***4.26***	NS	NS	NS	NS	NS	NS	NS	NS	NS	NS	NS	NS	NS	NS	NS	NS	NS	NS
	05/14/2018	***4.11***	AFVR Event Peformed - 05/14/2018 through 05/18/2018																	
	05/18/2018	***1.72***	AFVR Event Peformed - 05/18/2018 through 05/22/2018																	
	04/22/2019	***1.72***	NS	NS	NS	NS	NS	NS	NS	NS	NS	NS	NS	NS	NS	NS	NS	NS	NS	NS
	01/13/2020	***0.81***	AFVR Event Peformed - 01/13/2020 through 01/17/2020																	
	08/22/2020	***SHEEN***	***26300***	***50700***	***3910***	***20000***	***20600***	<836	***3.4***	<824	<3380	<21600	<1220	***2160***	***94300***	<9640	<36400	***46000***	NT	NT
	09/16/2021	--	***24000***	***48000***	***3800***	***21000***	***11000***	***980***	***4.7***	<200	<200	<4000	***940***	***2400***	<26000	<1000	<4000	***39000***	NT	NT
	10/11/2021	-	NT	NT	NT	NT	NT	NT	***2.0***	NT	NT	NT	NT	NT	NT	NT	NT	NT	NT	NT
12430-MW25	04/15/2017	-	***11.6***	***2.0 J***	<1.6	<2.7	***3.7 J***	<2.0	<0.020	<1.8	<3.6	<32.1	<3.4	<1.7	<131	<7.3	<57.7	<76.8	<2.5	NT
			11.4	***2.5 J***	<1.6	<2.7	***3.5 J***	<2.0	<0.020	<1.8	<3.6	<32.1	<3.4	<1.7	<131	<7.3	<57.7	<76.8	<2.5	NT
	03/19/2018	-	***166***	***42.4***	<3.2	***56.6***	***11.8***	<4.0	<0.020	<3.6	<7.2	<64.2	<6.8	***4.2 J***	<262	<14.6	<115	***390***	NT	NT
	04/23/2019	-	***215***	<4.0	<3.7	***52.3***	***21.5***	<4.2	<0.011	<4.1	<16.9	<108	<6.1	<7.0	<288	<48.2	<182	***181 J***	NT	NT
	08/22/2020	-	***703***	***163***	***38.4***	***327***	***79.1***	<10.4	<0.011	<10.3	<42.3	<270	<15.2	<17.4	<720	<120	<455	***608***	NT	NT
	09/16/2021	-	***990***	***470***	***45***	***320***	***130***	***8.8***	<0.25	<4.0	<4.0	<80	<4.2	***22***	<520	<20	***110***	***800***	NT	NT
12430-MW26	04/15/2017	-	<1.7	<1.6	<1.6	<2.7	<1.7	<2.0	<0.020	<1.8	<3.6	<32.1	<3.4	<1.7	<131	<7.3	<57.7	<76.8	<2.5	NT
	03/19/2018	-	***15.2***	<1.6	<1.6	***14.0***	<1.7	<2.0	***0.056***	<1.8	<3.6	<32.1	<3.4	***2.7 J***	<131	<7.3	<57.7	<76.8	NT	NT
	04/23/2019	-	***39.0***	<2.0	<1.8	***33.9***	<3.1	<2.1	***0.045***	<2.1	<8.5	<53.9	<3.0	***4.7 J***	<144	<24.1	<91.0	<65.6	NT	NT
	08/20/2020	-	***15.4***	<2.0	<1.8	<5.0	<3.1	<2.1	<0.012	<2.1	<8.5	<53.9	<3.0	<3.5	<144	<24.1	<91.0	<65.6	NT	NT
	09/16/2021	-	***0.85***	<0.40	<0.40	<0.40	<0.40	<0.40	<0.0048	<0.40	<0.40	<8.0	<0.42	<0.40	<52	<2.0	<8.0	<8.0	NT	NT
12430-MW26I	04/15/2017	-	***2.6 J***	***2.8 J***	<1.6	<2.7	<1.7	<2.0	<0.020	<1.8	<3.6	<32.1	<3.4	<1.7	<131	<7.3	<57.7	<76.8	<2.5	NT
	03/19/2018	-	<1.7	<1.6	<1.6	<5.0	<1.7	<2.0	<0.020	<1.8	<3.6	<32.1	<3.4	<1.7	<131	<7.3	<57.7	<76.8	NT	NT
	04/23/2019	-	***1.8 J***	***7.1***	<1.8	<5.0	<3.1	<2.1	<0.011	<2.1	<8.5	<53.9	<3.0	<3.5	<144	<24.1	<91.0	<65.6	NT	NT
	08/20/2020	-	<1.7	<2.0	<1.8	<5.0	<3.1	<2.1	<0.0049	<2.1	<8.5	<53.9	<3.0	<3.5	<144	<24.1	<91.0	<65.6	NT	NT
	09/15/2021	-	<0.40	<0.40	<0.40	<0.40	<0.40	<0.40	<0.0049	<0.40	<0.40	<8.0	<0.42	<0.40	<52	<2.0	<8.0	<8.0	NT	NT
12430-MW27	10/03/2017	-	<1.7	<1.6	<1.6	<2.7	<1.7	<2.0	<0.020	<1.8	<3.6	<32.1	<3.4	<1.7	<131	<7.3	<57.7	<76.8	<2.5	NT
	03/12/2018	-	<1.7	<1.6	<1.6	<5.0	<1.7	<2.0	<0.020	<1.8	<3.6	<32.1	<3.4	<1.7	<131	<7.3	<57.7	<76.8	NT	NT
	04/23/2019	-	<1.7	<2.0	<1.8	<5.0	<3.1	<2.1	<0.011	<2.1	<8.5	<53.9	<3.0	<3.5	<144	<24.1	<91.0	<65.6	NT	NT
	08/20/2020	-	<1.7	<2.0	<1.8	<5.0	<3.1	<2.1	<0.011	<2.1	<8.5	<53.9	<3.0	<3.5	<144	<24.1	<91.0	<65.6	NT	NT
	09/15/2021	-	<0.40	<0.40	<0.40	<0.40	<0.40	<0.40	<0.0050	<0.40	<0.40	<8.0	<0.42	<0.40	<52	<2.0	<8.0	<8.0	NT	NT
	10/11/2021	-	NT	NT	NT	NT	NT	NT	<0.0080	NT	NT	NT	NT	NT	NT	NT	NT	NT	NT	NT
12430-MW27I	03/12/2018	-	<1.7	<1.6	<1.6	<5.0	<1.7	<2.0	<0.019	<1.8	<3.6	<32.1	<3.4	<1.7	<131	<7.3	<57.7	<76.8	NT	NT
	04/23/2019	-	<1.7	<2.0	<1.8	<5.0	<3.1	<2.1	<0.011	<2.1	<8.5	<53.9	<3.0	<3.5	<144	<24.1	<91.0	<65.6	NT	NT
	08/20/2020	-	<1.7	<2.0	<1.8	<5.0	<3.1	<2.1	<0.011	<2.1	<8.5	<53.9	<3.0	<3.5	<144	<24.1	<91.0	<65.6	T	NT
	09/15/2021	NOT LOCATED																		
12430-MW28	10/03/2017	-	<1.7	<1.6	<1.6	<2.7	<1.7	<2.0	<0.020	<1.8	<3.6	<32.1	<3.4	<1.7	<131	<7.3	<57.7	<76.8	<2.5	NT
	03/19/2018	-	<1.7	<1.6	<1.6	<5.0	<1.7	<2.0	<0.019	<1.8	<3.6	<32.1	<3.4	<1.7	<131	<7.3	<57.7	<76.8	NT	NT
	04/22/2019	-	<1.7	<2.0	<1.8	<5.0	<3.1	<2.1	<0.011	<2.1	<8.5	<53.9	<3.0	<3.5	<144	<24.1	<91.0	<65.6	NT	NT
	08/20/2020	-	<1.7	<2.0	<1.8	<5.0	<3.1	<2.1	<0.011	<2.1	<8.5	<53.9	<3.0	<3.5	<144	<24.1	<91.0	<65.6	NT	NT
	09/15/2021	-	<0.40	<0.40	<0.40	<0.40	<0.40	<0.40	<0.0050	<0.40	<0.40	<8.0	<0.42	<0.40	<52	<2.0	<8.0	<8.0	NT	NT
	10/11/2021	-	NT	NT	NT	NT	NT	NT	<0.0080	NT	NT	NT	NT	NT	NT	NT	NT	NT	NT	NT

		Free-Product Thickness (feet)	Benzene (µg/L)	Toluene (µg/L)	Ethylbenzene (µg/L)	Xylenes (µg/L)	MTBE (µg/L)	Naphthalene (µg/L)	EDB (µg/L)	1,2 DCA (µg/L)	ETBE (µg/L)	ETBA (µg/L)	TAME (µg/L)	DIPE (µg/L)	Ethanol (µg/L)	TBF (µg/L)	TBA (µg/L)	TAA (µg/L)	Lead (µg/L)	Dissolved Lead (µg/L)
		---	RBSL 5	RBSL 1,000	RBSL 700	RBSL 10,000	RBSL 40	RBSL 25	RBSL 0.05	RBSL 5	RBSL 47	RBSL NE	RBSL 128	RBSL 150	RBSL 10,000	RBSL NE	RBSL 1,400	RBSL 240	RBSL 15	RBSL 15
12430-MW0X	04/10/2017	***>1.47***	NS	NS	NS	NS	NS	NS	NS	NS	NS	NS	NS	NS	NS	NS	NS	NS	NS	NS
	03/12/2018	***Sheen***	NS	NS	NS	NS	NS	NS	NS	NS	NS	NS	NS	NS	NS	NS	NS	NS	NS	NS
	05/14/2018	-	AFVR Event Peformed - 05/14/2018 through 05/18/2018																	
	04/23/2019	-	***1780***	***4760***	***364***	***2550***	***1480***	<83.6	***1.5***	<82.4	<338	<2160	<122	<140	<5760	<964	<3640	***6000***	NT	NT
	08/22/2020	-	***2880***	***7500***	***571***	***4130***	***2580***	***134 J***	<0.011	<103	<423	<2700	<152	<174	<7200	<1200	<4550	***4910 J***	NT	NT
			3220	***7440***	***550***	***4030***	***3270***	***109 J***	<0.012	<103	<423	<2700	<152	***223 J***	<7200	<1200	<4550	***5100***	NT	NT
	09/16/2021	-	***5400***	***7800***	***1000***	***6600***	***4100***	***200***	***0.057***	<40	<40	<800	***100***	***290***	<5200	<200	<800	***5700***	NT	NT
12430-MW0XR	04/11/2017	-	***3580***	***9410***	***621***	***3390***	***516***	<200	<0.020	<180	<360	<3210	<340	<170	<13100	<730	<5770	<7680	***18.2***	NS
	03/19/2018	-	<1.7	<1.6	<1.6	<5.0	***30.8***	<2.0	<0.020	<1.8	<3.6	<32.1	<3.4	***2.1 J***	<131	<7.3	<57.7	<76.8	NT	<2.5
	04/23/2019	-	<1.7	<2.0	<1.8	<5.0	***4.9 J***	<2.1	***0.21***	<2.1	<8.5	<53.9	<3.0	<3.5	<144	<24.1	<91.0	<65.6	NT	NT
	08/22/2020	-	***45.6***	***5.7***	<1.8	***50.8***	***28.9***	<2.1	<0.011	<2.1	<8.5	<53.9	<3.0	<3.5	<144	<24.1	<91.0	***290***	NT	NT
	09/16/2021	-	***12***	<0.40	<0.40	***3.5***	***32***	<0.40	<0.0050	<0.40	<0.40	<8.0	***0.67***	***2.8***	<52	<2.0	***20***	***130***	NT	NT
12430-RW01	04/10/2017	***2.64***	NS	NS	NS	NS	NS	NS	NS	NS	NS	NS	NS	NS	NS	NS	NS	NS	NS	NS
	03/12/2018	***5.22***	NS	NS	NS	NS	NS	NS	NS	NS	NS	NS	NS	NS	NS	NS	NS	NS	NS	NS
	05/14/2018	***4.59***	AFVR Event Peformed - 05/14/2018 through 05/18/2018																	
	04/22/2019	***2.35***	NS	NS	NS	NS	NS	NS	NS	NS	NS	NS	NS	NS	NS	NS	NS	NS	NS	NS
	01/13/2020	***2.19***	AFVR Event Peformed - 01/13/2020 through 01/17/2020																	
	08/22/2020	***SHEEN***	***21500***	***35600***	***2320 J***	<5000	***105000***	<2090	***2.9***	<2060	<8460	<53900	<3040	<3490	<144000	<24100	<91000	<65600	NT	NT
	09/16/2021	***SHEEN***	***29000***	***46000***	***2700***	***15000***	***60000***	***670***	***4.1***	<200	<200	<4000	***1100***	***2800***	<26000	<1000	***17000***	***83000***	NT	NT
12430-RW02	04/10/2017	***4.05***	NS	NS	NS	NS	NS	NS	NS	NS	NS	NS	NS	NS	NS	NS	NS	NS	NS	NS
	03/12/2018	***3.31***	NS	NS	NS	NS	NS	NS	NS	NS	NS	NS	NS	NS	NS	NS	NS	NS	NS	NS
	05/18/2018	***3.80***	AFVR Event Peformed - 05/18/2018 through 05/22/2018																	
	04/23/2019	-	***1470***	***7790***	***889***	***10500***	<155	***1070***	***0.059***	<103	<423	<2700	<152	<174	<7200	<1200	<4550	<3280	NT	NT
			1230	***6530***	***518***	***7320***	<310	***535***	***0.048***	<206	<846	<5390	<304	<349	<14400	<2410	<9100	<6560	NT	NT
	08/20/2020	***0.15***	NS	NS	NS	NS	NS	NS	NS	NS	NS	NS	NS	NS	NS	NS	NS	NS	NS	NS
	09/16/2021	--	***16000***	***33000***	***2200***	***13000***	<200	***600***	***0.46***	<200	<200	<4000	<210	***470***	<26000	<1000	<4000	***9700***	NT	NT
12430-RW03	04/15/2017	-	***7020***	***12200***	***1890***	***9200***	***298 J***	***275 J***	<0.020	<180	<360	<3210	<340	***251 J***	<13100	<730	<5770	<7680	<2.5	NT
			6750	***11700***	***1890***	***9100***	***304 J***	***269 J***	<0.020	<180	<360	<3210	<340	***257 J***	<13100	<730	<5770	<7680	<2.5	NT
	03/19/2018	-	***5770***	***15400***	***2040***	***12100***	***205 J***	***261 J***	NT	<180	<360	<3210	<340	<170	<13100	<730	<5770	<7680	NT	NT
	04/23/2019	-	***108***	***139***	***42.2***	***485***	***23.7***	***13.2***	<0.011	<4.1	<16.9	<108	<6.1	***14.3***	<288	<48.2	<182	***713***	NT	NT
	08/22/2020	-	***84.7***	***35.3***	***38.4***	***188***	***6.5***	***3.0 J***	<0.011	<2.1	<8.5	<53.9	<3.0	***4.1 J***	<144	<24.1	<91.0	***259***	NT	NT
	09/16/2021	-	***960***	***340***	***280***	***2400***	***33***	***76***	***0.037***	<8.0	<8.0	<160	<8.4	***31***	<1000	<40	***180***	***3300***	NT	NT
EQUIPMENT BLANK 1	09/15/2021	-	<0.40	<0.40	<0.40	<0.40	<0.40	<0.40	<0.0054	<0.40	<0.40	<8.0	<0.42	<0.40	<52	<2.0	<8.0	<8.0	NT	NT
EQUIPMENT BLANK 2	09/16/2021	-	<0.40	<0.40	<0.40	<0.40	<0.40	<0.40	<0.0054	<0.40	<0.40	<8.0	<0.42	<0.40	<52	<2.0	<8.0	<8.0	NT	NT
FIELD BLANK 1	09/15/2021	-	<0.40	<0.40	<0.40	<0.40	<0.40	<0.40	<0.0054	<0.40	<0.40	<8.0	<0.42	<0.40	<52	<2.0	<8.0	<8.0	NT	NT
FIELD BLANK 2	09/16/2021	-	<0.40	<0.40	<0.40	<0.40	<0.40	<0.40	<0.0053	<0.40	<0.40	<8.0	<0.42	<0.40	<52	<2.0	<8.0	<8.0	NT	NT
FIELD BLANK 3	10/11/2021	-	NT	NT	NT	NT	NT	NT	<0.0078	NT	NT	NT	NT	NT	NT	NT	NT	NT	NT	NT
TRIP BLANK 1	-	-	<0.40	<0.40	<0.40	<0.40	<0.40	<0.40	NT	<0.40	<0.40	<8.0	<0.42	<0.40	<52	<2.0	<8.0	<8.0	NT	NT
TRIP BLANK 2	-	-	<0.40	<0.40	<0.40	<0.40	<0.40	<0.40	NT	<0.40	<0.40	<8.0	<0.42	<0.40	<52	<2.0	<8.0	<8.0	NT	NT
TRIP BLANK 3	-	-	<0.40	<0.40	<0.40	<0.40	<0.40	<0.40	NT	<0.40	<0.40	<8.0	<0.42	<0.40	<52	<2.0	<8.0	<8.0	NT	NT

NOTES:
RBSL - Risk Based Screening Level
Bold values indicate concentrations detected above the laboratory method detection limit.
Shaded values indicate concentrations exceeding RBSLs.
NE - Not Established
NT - Not Tested

WESTSIDE QUICK STOP – UST PERMIT #12430

APPENDIX A

NON-HAZARDOUS WASTE MANIFEST

1. Generator ID Number | 2. Page 1 of | 3. Emergency Response Phone | 4. Waste Tracking Number

5. Generator's Name and Mailing Address
Petra-Tech Environmental, LLC (Agent)
2435 East North Street, Suite 1108-202
Greenville, SC 29615
Generator's Phone:

Generator's Site Address (if different than mailing address)
waste Rite Quick Stop
Greenville, SC

6. Transporter 1 Company Name: Petra-Tech Environmental. LLC — U.S. EPA ID Number

7. Transporter 2 Company Name — U.S. EPA ID Number

8. Designated Facility Name and Site Address
Blue Frog Rec.
15 Sulphur Springs Road
Greenville, SC 29617
Facility's Phone: — U.S. EPA ID Number

GENERATOR

	9. Waste Shipping Name and Description	10. Containers No.	10. Containers Type	11. Total Quantity	12. Unit Wt./Vol.
1.	Non Hazardous, Non Regulated PCW	1	Prc	165	gallons
2.	waste Rite Quick Stop NST 12430				
3.					
4.					

13. Special Handling Instructions and Additional Information

14. GENERATOR'S/OFFEROR'S CERTIFICATION: I hereby declare that the contents of this consignment are fully and accurately described above by the proper shipping name, and are classified, packaged, marked and labeled/placarded, and are in all respects in proper condition for transport according to applicable international and national governmental regulations.

Generator's/Offeror's Printed/Typed Name: Trevor Z. Slate (Agent) — Signature — Month 11 Day 19 Year 21

INT'L

15. International Shipments ☐ Import to U.S. ☐ Export from U.S. Port of entry/exit:
Transporter Signature (for exports only): Date leaving U.S.:

TRANSPORTER

16. Transporter Acknowledgment of Receipt of Materials

Transporter 1 Printed/Typed Name: Trevor Z Slate (Agent) — Signature — Month 11 Day 19 Year 21

Transporter 2 Printed/Typed Name — Signature — Month Day Year

DESIGNATED FACILITY

17. Discrepancy

17a. Discrepancy Indication Space ☐ Quantity ☐ Type ☐ Residue ☐ Partial Rejection ☐ Full Rejection

Manifest Reference Number:

17b. Alternate Facility (or Generator) — U.S. EPA ID Number

Facility's Phone:

17c. Signature of Alternate Facility (or Generator) — Month Day Year

18. Designated Facility Owner or Operator: Certification of receipt of materials covered by the manifest except as noted in Item 17a

Printed/Typed Name: Lauren Yockel — Signature — Month 11 Day 19 Year 21

GC Labels • Printed in the USA
1-800-997-6966

DESIGNATED FACILITY TO GENERATOR

Reorder Part# MANIFEST-C6NHWC
913-897-6966

WESTSIDE QUICK STOP – UST PERMIT #12430

APPENDIX B

dhec

Underground Storage Tank Management Division
Field Data Information Sheet – Groundwater Sampling

Site Information

Date: 9/15 & 9/16	Site ID #: 12430	Site Name: Westside Quick Stop
County: Greenville	Project Manager:	Field Personnel: J. Sleight / C. Summers

Well Sampling Information

	Well ID	Time	Sampled Y/N	Screen Interval (ft.)	Depth to Product (ft.)	Depth to Water (ft.)	Product Thickness (ft.)	D.O. (mg/L)	Temp. (°C)	Specific Conductivity (µmohs/cm)	pH (S.U.)	Turbidity (NTU)	Notes (e.g., Odor, No Odor, Product, etc.)
9/15	1	–	N	15-30	25.21	25.24	0.03	–	–	–	–	–	FP
9/16	2	1425	Y	15-30	–	26.08	–	1.85	21.36	125	6.29	17.2	NP
9/15	3	1735	Y	15-30	–	28.10	–	2.38	22.06	119	6.71	12.0	NP
9/16	4	1110	Y	20-30	–	27.59	–	1.80	21.96	123	6.64	8.6	NP
9/16	4i	1040	Y	47-52	–	27.97	–	←					(P)
9/15	5	1100	Y	10-20	–	18.13	–	2.65	22.91	136	6.60	9.7	NP
9/15	6	1030	Y	11-21	–	18.05	–	2.45	21.37	99	6.07	16.2	NP
9/15	7	1515	Y	20-30	–	25.36	–	2.73	21.01	146	6.26	45	NP
9/15	8	1410	Y	20-30	–	27.25	–	2.41	21.75	136	6.53	9.0	NP
9/15	9	1340	Y	19-29	–	27.43	–	2.50	21.90	140	6.43	25	NP
9/15	10	1635	Y	20-30	–	26.10	–	2.70	20.96	102	6.50	35	NP
9/15	11	1550	Y	20-30	–	26.32	–	2.59	21.03	132	6.10	11.2	NP
9/16	12	1345	Y	25-35	–	24.96	–	←					(P)
9/16	12i	1315	Y	40-45	–	25.47	–	←					(P)
9/15	14	0955	Y	15-25	–	20.13	–	2.37	21.35	121	5.83	12.0	NP

Comments: _____

Signature: _____

dhec

Underground Storage Tank Management Division
Field Data Information Sheet – Groundwater Sampling

Site Information

Date:	Site ID #: 12430	Site Name:
County:	Project Manager:	Field Personnel:

Well Sampling Information

	Well ID	Time	Sampled Y/N	Screen Interval (ft.)	Depth to Product (ft.)	Depth to Water (ft.)	Product Thickness (ft.)	D.O. (mg/L)	Temp. (°C)	Specific Conductivity (µmohs/cm)	pH (S.U.)	Turbidity (NTU)	Notes (e.g., Odor, No Odor, Product, etc.)
9/15	14i	0930	Y	62-67	—	20.35	—	←					(P)
9/15	15	1305	Y	16-26	—	20.24	—	2.41	21.92	135	6.59	9.2	NP
9/15	15i	1235	Y	56-61	—	20.28	—	←					(P)
9/15	16	1205	Y	17-27	—	21.08	—	2.53	21.35	96	6.22	16.5	NP
9/15	16i	1135	Y	60-65	—	21.16	—	←					(P)
9/15	17	0855	Y	18-28	—	20.20	—	2.53	21.80	144	6.35	26	NP
9/15	17i	0820	Y	55-60	—	20.65	—	←					(P)
	18	—	N	19-29	—	—	—	—	—	—	—	—	Not Located
	18i	—	N	60-65	—	—	—	—	—	—	—	—	Not Located
9/15	19	1450	Y	29-39	—	28.45	—	←					(P)
9/15	19i	1415	Y	65-70	—	28.48	—	←					(P)
9/15	20	2020	Y	30-40	—	27.67	—	←					(P)
9/16	21	1540	Y	24-34	—	26.71	—	2.01	21.55	72	6.03	13.2	NP
9/16	22	2020	Y	24-34	—	26.82	—	2.49	22.91	102	6.35	8.7	NP
9/16	22i	0825	Y	44-49	—	27.06	—	←					(P)

Comments: _____

Signature: _____

dhec

Underground Storage Tank Management Division
Field Data Information Sheet – Groundwater Sampling

Site Information

Date:	Site ID #:	Site Name:
County:	Project Manager:	Field Personnel:

Well Sampling Information

	Well ID	Time	Sampled Y/N	Screen Interval (ft.)	Depth to Product (ft.)	Depth to Water (ft.)	Product Thickness (ft.)	D.O. (mg/L)	Temp. (°C)	Specific Conductivity (µmohs/cm)	pH (S.U.)	Turbidity (NTU)	Notes (e.g., Odor, No Odor, Product, etc.)
9/15	23	1840	Y	29-39	–	28.27	–	←					P
9/15	23i	1810	Y	56-61	–	28.41	–	←					P
9/16	24	~~1820~~ 1645	Y	25-35	–	26.40	–	1.25	22.86	130	6.72	10	NP
9/16	25	1215	Y	28-38	–	27.47	–	←					P
9/16	26	1000	Y	26-36	–	26.98	–	1.45	21.37	130	6.32	17.2	NP
9/16	26i	0930	Y	49-54	–	27.11	–	←					P
9/15	27	1705	Y	24-34	–	27.19	–	2.51	21.80	118	6.30	9.1	NP
9/15	27i	–	N	60-65	–	–	–	–	–	–	–	–	Not located
9/15	28	1445	Y	25-35	–	26.40	–	2.99	22.18	106	6.28	9.5	NP
9/16	RW01	1720	Y	20-40	–	26.71	Sheen	1.62	21.55	169	6.20	16	NP
9/16	RW02	1615	Y	17-37	–	26.30	–	1.76	21.31	159	6.09	47	NP
9/16	RW03	1505	Y	19-39	–	25.91	–	1.99	22.03	179	6.27	8.0	NP
9/16	MWX	1240	Y	20-30	–	27.31	–	2.51	21.62	129	6.45	11.2	NP
9/16	MWXR	1145	Y	28-38	–	27.50	–	←					P

Comments: _____

_____

_____

_____

_____

_____ Signature: _____

GROUNDWATER SAMPLING LOG

SITE NAME: Westside Quick Stop - UST 12430	SITE LOCATION: 821 W. Parker Road, Greenville, South Carolina
WELL NO: MW04	SAMPLE ID: 4
	DATE: 9/16/21

PURGING DATA

WELL DIAMETER (inches): 2	Total Well Depth (feet): 52	WELL SCREEN INTERVAL DEPTH: 47 feet to 52 feet	STATIC DEPTH TO WATER (feet): 27.97	PURGE PUMP TYPE OR BAILER: ESP

WELL VOLUME PURGE: 1 WELL VOLUME = (TOTAL WELL DEPTH – STATIC DEPTH TO WATER) X WELL CAPACITY
= (52 feet – 27.97 feet) X 0.16 gallons/foot = 3.84 gallons

TIME	VOLUME PURGED (gallons)	CUMUL. VOLUME PURGED (gallons)	TEMP. (°C)	pH (su)	COND. (µS)	DO (mg/L)	TURB IDITY (NTU)	COLOR	ODOR
1011	---	---	21.38	6.47	139	2.62	9.6	clr	N
1020	4	4	21.46	6.42	136	2.47	18.3	clr	N
1035	4	8	21.49	6.40	134	2.45	14.7	clr	N
1040	4	12	21.50	6.41	132	2.43	9.0	clr	N

WELL CAPACITY (Gallons Per Foot): **0.75"** = 0.02; **1"** = 0.04; **1.25"** = 0.06; **2"** = 0.16; **3"** = 0.37; **4"** = 0.65; **5"** = 1.02; **6"** = 1.47; **12"** = 5.88

SAMPLING DATA

SAMPLED BY (PRINT): J. Slagh / C. Summers	SAMPLER(S) SIGNATURE(S): JS / CS	SAMPLING DATE: 9/16/21	SAMPLING TIME: 1040
PUMP OR TUBING DEPTH IN WELL (feet): 50'	TUBING MATERIAL CODE: PE	FIELD-FILTERED: Y (N) Filtration Equipment Type:	FILTER SIZE:
DUPLICATE COLLECTED: Y (N)			

SAMPLE CONTAINER SPECIFICATION				SAMPLE PRESERVATION			INTENDED ANALYSIS AND/OR METHOD	SAMPLING EQUIPMENT CODE	SAMPLE PUMP FLOW RATE (ml/min)
SAMPLE ID CODE	# CONTAINERS	MATERIAL CODE	VOLUME	PRESERVATIVE USED	TOTAL VOL ADDED IN FIELD (mL)	FINAL pH			
---	3	AG	40 ml	HCL	---	---	8260B	ESP	---
---	3	AG	40 ml	HCL	---	---	8011	ESP	---

REMARKS:

MATERIAL CODES: **AG** = Amber Glass; **CG** = Clear Glass; **PE** = Polyethylene; **PP** = Polypropylene; **S** = Silicone; **T** = Teflon; **O** = Other (Specify)

SAMPLING EQUIPMENT CODES: **APP** = After Peristaltic Pump; **B** = Bailer; **BP** = Bladder Pump; **ESP** = Electric Submersible Pump; **RFPP** = Reverse Flow Peristaltic Pump; **SM** = Straw Method (Tubing Gravity Drain); **O** = Other (Specify)

STABILIZATION CRITERIA

pH: ± 0.2 units **Temperature:** ± 0.2 °C **Specific Conductance:** ± 5% **Dissolved Oxygen:** ± 0.2 mg/L or ± 10% **Turbidity:** ≤ 10 NTU or ± 10%

GROUNDWATER SAMPLING LOG

SITE NAME: Westside Quick Stop - UST 12430	SITE LOCATION: 821 W. Parker Road, Greenville, South Carolina
WELL NO: MW-12	SAMPLE ID: MW-12	DATE: 9/16/21

PURGING DATA

WELL DIAMETER (inches): 2	Total Well Depth (feet): 35	WELL SCREEN INTERVAL DEPTH: 25 feet to 35 feet	STATIC DEPTH TO WATER (feet): 24.96	PURGE PUMP TYPE OR BAILER: ESP

WELL VOLUME PURGE: 1 WELL VOLUME = (TOTAL WELL DEPTH − STATIC DEPTH TO WATER) X WELL CAPACITY
= (35 feet − 24.96 feet) X 0.16 gallons/foot = 1.60 gallons

TIME	VOLUME PURGED (gallons)	CUMUL. VOLUME PURGED (gallons)	TEMP. (°C)	pH (su)	COND. (µS)	DO (mg/L)	TURB IDITY (NTU)	COLOR	ODOR
1314	---	---	22.61	6.47	152	1.96	8	clr	Y
1321	1.5	1.5	22.51	6.32	149	1.72	86	slcldy	Y
1327	1.5	3.0	22.46	6.27	147	169	37	clr	Y
1332	1.5	4.5	22.43	6.25	146	1.68	12.3	clr	Y
1337	1.5	6.0	22.42	6.25	145	1.65	10.1	clr	Y
1345	1.5	7.5	22.40	6.24	145	1.62	9.6	clr	Y

WELL CAPACITY (Gallons Per Foot): **0.75"** = 0.02; **1"** = 0.04; **1.25"** = 0.06; **2"** = 0.16; **3"** = 0.37; **4"** = 0.65; **5"** = 1.02; **6"** = 1.47; **12"** = 5.88

SAMPLING DATA

SAMPLED BY (PRINT): J. Slagh / C. Summers	SAMPLER(S) SIGNATURE(S): JS / CS	SAMPLING DATE: 9/16/21	SAMPLING TIME: 1345
PUMP OR TUBING DEPTH IN WELL (feet): 30'	TUBING MATERIAL CODE: PE	FIELD-FILTERED: Y (N) Filtration Equipment Type:	FILTER SIZE:
DUPLICATE COLLECTED: Y (N)			

SAMPLE CONTAINER SPECIFICATION				SAMPLE PRESERVATION			INTENDED ANALYSIS AND/OR METHOD	SAMPLING EQUIPMENT CODE	SAMPLE PUMP FLOW RATE (ml/min)
SAMPLE ID CODE	# CONTAINERS	MATERIAL CODE	VOLUME	PRESERVATIVE USED	TOTAL VOL ADDED IN FIELD (mL)	FINAL pH			
---	3	AG	40 ml	HCL	---	---	8260B	ESP	---
---	3	AG	40 ml	HCL	---	---	8011	ESP	---

REMARKS:

MATERIAL CODES: **AG** = Amber Glass; **CG** = Clear Glass; **PE** = Polyethylene; **PP** = Polypropylene; **S** = Silicone; **T** = Teflon; **O** = Other (Specify)

SAMPLING EQUIPMENT CODES: **APP** = After Peristaltic Pump; **B** = Bailer; **BP** = Bladder Pump; **ESP** = Electric Submersible Pump; **RFPP** = Reverse Flow Peristaltic Pump; **SM** = Straw Method (Tubing Gravity Drain); **O** = Other (Specify)

STABILIZATION CRITERIA

pH: ± 0.2 units **Temperature:** ± 0.2 °C **Specific Conductance:** ± 5% **Dissolved Oxygen:** ± 0.2 mg/L or ± 10% **Turbidity:** ≤ 10 NTU or ± 10%

GROUNDWATER SAMPLING LOG

SITE NAME: Westside Quick Stop - UST 12430	SITE LOCATION: 821 W. Parker Road, Greenville, South Carolina
WELL NO: MW-12i	SAMPLE ID: MW-12i	DATE: 9/16/21

PURGING DATA

WELL DIAMETER (inches): 2	Total Well Depth (feet): 45	WELL SCREEN INTERVAL DEPTH: 40 feet to 45 feet	STATIC DEPTH TO WATER (feet): 25.47	PURGE PUMP TYPE OR BAILER: ESP

WELL VOLUME PURGE: 1 WELL VOLUME = (TOTAL WELL DEPTH – STATIC DEPTH TO WATER) X WELL CAPACITY
= (45 feet – 25.47 feet) X 0.16 gallons/foot = 3.12 gallons

TIME	VOLUME PURGED (gallons)	CUMUL VOLUME PURGED (gallons)	TEMP. (°C)	pH (su)	COND. (µS)	DO (mg/L)	TURB IDITY (NTU)	COLOR	ODOR
1246	---	---	21.99	6.62	149	2.37	12	clr	Y
1253	3	3	22.31	6.57	142	2.21	96	sl cldy	Y
1302	3	6	22.38	6.55	139	2.18	37	clr	Y
1307	3	9	22.40	6.54	138	2.17	16.1	clr	Y
1315	3	12	22.41	6.52	137	2.17	8.3	clr	Y

WELL CAPACITY (Gallons Per Foot): **0.75"** = 0.02; **1"** = 0.04; **1.25"** = 0.06; **2"** = 0.16; **3"** = 0.37; **4"** = 0.65; **5"** = 1.02; **6"** = 1.47; **12"** = 5.88

SAMPLING DATA

SAMPLED BY (PRINT): J. Slagh / C. Summers	SAMPLER(S) SIGNATURE(S): JS / CS	SAMPLING DATE: 9/16/21	SAMPLING TIME: 1315
PUMP OR TUBING DEPTH IN WELL (feet): 42'	TUBING MATERIAL CODE: PE	FIELD-FILTERED: Y (N) Filtration Equipment Type:	FILTER SIZE:
DUPLICATE COLLECTED: Y (N)			

SAMPLE CONTAINER SPECIFICATION				SAMPLE PRESERVATION			INTENDED ANALYSIS AND/OR METHOD	SAMPLING EQUIPMENT CODE	SAMPLE PUMP FLOW RATE (ml/min)
SAMPLE ID CODE	# CONTAINERS	MATERIAL CODE	VOLUME	PRESERVATIVE USED	TOTAL VOL ADDED IN FIELD (mL)	FINAL pH			
---	3	AG	40 ml	HCL	---	---	8260B	ESP	---
---	3	AG	40 ml	HCL	---	---	8011	ESP	---

REMARKS:

MATERIAL CODES: **AG** = Amber Glass; **CG** = Clear Glass; **PE** = Polyethylene; **PP** = Polypropylene; **S** = Silicone; **T** = Teflon; **O** = Other (Specify)

SAMPLING EQUIPMENT CODES: **APP** = After Peristaltic Pump; **B** = Bailer; **BP** = Bladder Pump; **ESP** = Electric Submersible Pump; **RFPP** = Reverse Flow Peristaltic Pump; **SM** = Straw Method (Tubing Gravity Drain); **O** = Other (Specify)

STABILIZATION CRITERIA

pH: ± 0.2 units **Temperature:** ± 0.2 °C **Specific Conductance:** ± 5% **Dissolved Oxygen:** ± 0.2 mg/L or ± 10% **Turbidity:** ≤ 10 NTU or ± 10%

GROUNDWATER SAMPLING LOG

SITE NAME: Westside Quick Stop - UST 12430	SITE LOCATION: 821 W. Parker Road, Greenville, South Carolina
WELL NO: MW-14i	SAMPLE ID: MW-14i — DATE: 9/15/21

PURGING DATA

WELL DIAMETER (inches): 2	Total Well Depth (feet): 67	WELL SCREEN INTERVAL DEPTH: 62 feet to 67 feet	STATIC DEPTH TO WATER (feet): 20.35	PURGE PUMP TYPE OR BAILER: ESP

WELL VOLUME PURGE: 1 WELL VOLUME = (TOTAL WELL DEPTH – STATIC DEPTH TO WATER) X WELL CAPACITY
= (67 feet – 20.35 feet) X 0.16 gallons/foot = 7.46 gallons

TIME	VOLUME PURGED (gallons)	CUMUL. VOLUME PURGED (gallons)	TEMP. (°C)	pH (su)	COND. (µS)	DO (mg/L)	TURBIDITY (NTU)	COLOR	ODOR
0826	---	---	21.63	6.20	203	2.72	16	clr	N
0841	7.5	7.5	21.80	6.11	199	2.61	321	cldy	N
0856	7.5	15.0	21.92	6.06	197	2.58	102	cldy	N
0911	7.5	22.5	21.95	6.04	195	2.56	37	clr	N
0930	7.5	30.0	21.96	6.01	194	2.57	16	clr	N

WELL CAPACITY (Gallons Per Foot): **0.75"** = 0.02; **1"** = 0.04; **1.25"** = 0.06; **2"** = 0.16; **3"** = 0.37; **4"** = 0.65; **5"** = 1.02; **6"** = 1.47; **12"** = 5.88

SAMPLING DATA

SAMPLED BY (PRINT)	SAMPLER(S) SIGNATURE(S):	SAMPLING DATE:	SAMPLING TIME:
J. Slagh / C. Summers	JS / CS	9/15/21	0930

PUMP OR TUBING DEPTH IN WELL (feet): 64	TUBING MATERIAL CODE: PE	FIELD-FILTERED: Y (N) Filtration Equipment Type:	FILTER SIZE:

DUPLICATE COLLECTED: Y (N)

SAMPLE CONTAINER SPECIFICATION				SAMPLE PRESERVATION			INTENDED ANALYSIS AND/OR METHOD	SAMPLING EQUIPMENT CODE	SAMPLE PUMP FLOW RATE (ml/min)
SAMPLE ID CODE	# CONTAINERS	MATERIAL CODE	VOLUME	PRESERVATIVE USED	TOTAL VOL ADDED IN FIELD (mL)	FINAL pH			
---	3	AG	40 ml	HCL	---	---	8260B	ESP	---
---	3	AG	40 ml	HCL	---	---	8011	ESP	---

REMARKS:

MATERIAL CODES: **AG** = Amber Glass; **CG** = Clear Glass; **PE** = Polyethylene; **PP** = Polypropylene; **S** = Silicone; **T** = Teflon; **O** = Other (Specify)

SAMPLING EQUIPMENT CODES: **APP** = After Peristaltic Pump; **B** = Bailer; **BP** = Bladder Pump; **ESP** = Electric Submersible Pump; **RFPP** = Reverse Flow Peristaltic Pump; **SM** = Straw Method (Tubing Gravity Drain); **O** = Other (Specify)

STABILIZATION CRITERIA

pH: ± 0.2 units **Temperature:** ± 0.2 °C **Specific Conductance:** ± 5% **Dissolved Oxygen:** ± 0.2 mg/L or ± 10% **Turbidity:** ≤ 10 NTU or ± 10%

GROUNDWATER SAMPLING LOG

SITE NAME: Westside Quick Stop - UST 12430	SITE LOCATION: 821 W. Parker Road, Greenville, South Carolina
WELL NO: MW-15i	SAMPLE ID: MW-15i — DATE: 9/15/21

PURGING DATA

WELL DIAMETER (inches): 2	Total Well Depth (feet): 61	WELL SCREEN INTERVAL DEPTH: 56 feet to 61 feet	STATIC DEPTH TO WATER (feet): 20.28	PURGE PUMP TYPE OR BAILER: ESP

WELL VOLUME PURGE: 1 WELL VOLUME = (TOTAL WELL DEPTH – STATIC DEPTH TO WATER) X WELL CAPACITY
= (61 feet – 20.28 feet) X 0.16 gallons/foot = 6.51 gallons

TIME	VOLUME PURGED (gallons)	CUMUL. VOLUME PURGED (gallons)	TEMP. (°C)	pH (su)	COND. (µS)	DO (mg/L)	TURB IDITY (NTU)	COLOR	ODOR
1201	---	---	21.62	6.71	138	2.61	10	clr	N
1209	6	6	22.31	6.46	132	2.43	46	clr	N
1216	6	12	22.28	6.42	130	2.41	39	clr	N
1223	6	18	22.27	6.38	129	2.39	16.1	clr	N
1235	6	24	22.27	6.36	129	2.40	9.5	clr	N

WELL CAPACITY (Gallons Per Foot): **0.75"** = 0.02; **1"** = 0.04; **1.25"** = 0.06; **2"** = 0.16; **3"** = 0.37; **4"** = 0.65; **5"** = 1.02; **6"** = 1.47; **12"** = 5.88

SAMPLING DATA

SAMPLED BY (PRINT)	SAMPLER(S) SIGNATURE(S):	SAMPLING DATE:	SAMPLING TIME:
J. Slagh / C. Summers	JS / CS	9/15/21	1235
PUMP OR TUBING DEPTH IN WELL (feet): 54	TUBING MATERIAL CODE: PE	FIELD-FILTERED: Y (N) Filtration Equipment Type:	FILTER SIZE:
DUPLICATE COLLECTED: Y (N)			

SAMPLE CONTAINER SPECIFICATION				SAMPLE PRESERVATION			INTENDED ANALYSIS AND/OR METHOD	SAMPLING EQUIPMENT CODE	SAMPLE PUMP FLOW RATE (ml/min)
SAMPLE ID CODE	# CONTAINERS	MATERIAL CODE	VOLUME	PRESERVATIVE USED	TOTAL VOL ADDED IN FIELD (mL)	FINAL pH			
---	3	AG	40 ml	HCL	---	---	8260B	ESP	---
---	3	AG	40 ml	HCL	---	---	8011	ESP	---

REMARKS:

MATERIAL CODES: **AG** = Amber Glass; **CG** = Clear Glass; **PE** = Polyethylene; **PP** = Polypropylene; **S** = Silicone; **T** = Teflon; **O** = Other (Specify)

SAMPLING EQUIPMENT CODES: **APP** = After Peristaltic Pump; **B** = Bailer; **BP** = Bladder Pump; **ESP** = Electric Submersible Pump; **RFPP** = Reverse Flow Peristaltic Pump; **SM** = Straw Method (Tubing Gravity Drain); **O** = Other (Specify)

STABILIZATION CRITERIA

pH: ± 0.2 units **Temperature:** ± 0.2 °C **Specific Conductance:** ± 5% **Dissolved Oxygen:** ± 0.2 mg/L or ± 10% **Turbidity:** ≤ 10 NTU or ± 10%

GROUNDWATER SAMPLING LOG

SITE NAME: Westside Quick Stop - UST 12430	SITE LOCATION: 821 W. Parker Road, Greenville, South Carolina
WELL NO: MW-16i	SAMPLE ID: MW-16i — DATE: 9/15/21

PURGING DATA

WELL DIAMETER (inches): 2	Total Well Depth (feet): 65	WELL SCREEN INTERVAL DEPTH 60 feet to 65 feet	STATIC DEPTH TO WATER (feet) 21.16	PURGE PUMP TYPE OR BAILER ESP

WELL VOLUME PURGE: 1 WELL VOLUME = (TOTAL WELL DEPTH − STATIC DEPTH TO WATER) X WELL CAPACITY
= (65 feet − 21.16 feet) X 0.16 gallons/foot = 7.01 gallons

TIME	VOLUME PURGED (gallons)	CUMUL VOLUME PURGED (gallons)	TEMP. (°C)	pH (su)	COND. (µS)	DO (mg/L)	TURB IDITY (NTU)	COLOR	ODOR
1052	---	---	21.61	6.38	135	2.39	12	clr	N
1100	7	7	22.38	6.21	132	2.21	86	slcldy	N
1109	7	14	22.95	6.18	129	2.18	37	clr	N
1121	7	21	22.47	6.17	130	2.16	141	clr	N
1135	7	28	22.49	6.16	130	2.14	96	clr	N

WELL CAPACITY (Gallons Per Foot): **0.75"** = 0.02; **1"** = 0.04; **1.25"** = 0.06; **2"** = 0.16; **3"** = 0.37; **4"** = 0.65; **5"** = 1.02; **6"** = 1.47; **12"** = 5.88

SAMPLING DATA

SAMPLED BY (PRINT)	SAMPLER(S) SIGNATURE(S):	SAMPLING DATE:	SAMPLING TIME:
J. Slagh / C. Summers	JS / CS	9/15/21	1135
PUMP OR TUBING DEPTH IN WELL (feet): 62'	TUBING MATERIAL CODE: PE	FIELD-FILTERED: Y (N) Filtration Equipment Type:	FILTER SIZE:
DUPLICATE COLLECTED: Y (N)			

SAMPLE CONTAINER SPECIFICATION				SAMPLE PRESERVATION			INTENDED ANALYSIS AND/OR METHOD	SAMPLING EQUIPMENT CODE	SAMPLE PUMP FLOW RATE (ml/min)
SAMPLE ID CODE	# CONTAINERS	MATERIAL CODE	VOLUME	PRESERVATIVE USED	TOTAL VOL ADDED IN FIELD (mL)	FINAL pH			
---	3	AG	40 ml	HCL	---	---	8260B	ESP	---
---	3	AG	40 ml	HCL	---	---	8011	ESP	---

REMARKS:

MATERIAL CODES: **AG** = Amber Glass; **CG** = Clear Glass; **PE** = Polyethylene; **PP** = Polypropylene; **S** = Silicone; **T** = Teflon; **O** = Other (Specify)

SAMPLING EQUIPMENT CODES: **APP** = After Peristaltic Pump; **B** = Bailer; **BP** = Bladder Pump; **ESP** = Electric Submersible Pump; **RFPP** = Reverse Flow Peristaltic Pump; **SM** = Straw Method (Tubing Gravity Drain); **O** = Other (Specify)

STABILIZATION CRITERIA

pH: ± 0.2 units **Temperature:** ± 0.2 °C **Specific Conductance:** ± 5% **Dissolved Oxygen:** ± 0.2 mg/L or ± 10% **Turbidity:** ≤ 10 NTU or ± 10%

GROUNDWATER SAMPLING LOG

SITE NAME: Westside Quick Stop - UST 12430	SITE LOCATION: 821 W. Parker Road, Greenville, South Carolina
WELL NO: MW-17i	SAMPLE ID: MW-17i	DATE: 9/15/21

PURGING DATA

WELL DIAMETER (inches): 2	Total Well Depth (feet): 60	WELL SCREEN INTERVAL DEPTH: 55 feet to 60 feet	STATIC DEPTH TO WATER (feet): 20.65	PURGE PUMP TYPE OR BAILER: ESP

WELL VOLUME PURGE: 1 WELL VOLUME = (TOTAL WELL DEPTH – STATIC DEPTH TO WATER) X WELL CAPACITY
= (60 feet – 20.65 feet) X 0.16 gallons/foot = 6.29 gallons

TIME	VOLUME PURGED (gallons)	CUMUL. VOLUME PURGED (gallons)	TEMP. (°C)	pH (su)	COND. (µS)	DO (mg/L)	TURB IDITY (NTU)	COLOR	ODOR
0742	—	—	21.27	6.73	132	2.85	10	clr	N
0756	7	7	22.85	6.61	126	2.71	106	clay	N
0809	7	14	22.84	6.57	119	2.66	97	clay	N
0820	7	21	22.82	6.55	118	2.64	10	clr	N

WELL CAPACITY (Gallons Per Foot): **0.75"** = 0.02; **1"** = 0.04; **1.25"** = 0.06; **2"** = 0.16; **3"** = 0.37; **4"** = 0.65; **5"** = 1.02; **6"** = 1.47; **12"** = 5.88

SAMPLING DATA

SAMPLED BY (PRINT): J. Slagh / C. Summers	SAMPLER(S) SIGNATURE(S): JS / CS	SAMPLING DATE: 9/15/21	SAMPLING TIME: 0820
PUMP OR TUBING DEPTH IN WELL (feet): 57	TUBING MATERIAL CODE: PE	FIELD-FILTERED: Y (N) Filtration Equipment Type:	FILTER SIZE:
DUPLICATE COLLECTED: Y (N)			

SAMPLE CONTAINER SPECIFICATION				SAMPLE PRESERVATION			INTENDED ANALYSIS AND/OR METHOD	SAMPLING EQUIPMENT CODE	SAMPLE PUMP FLOW RATE (ml/min)
SAMPLE ID CODE	# CONTAINERS	MATERIAL CODE	VOLUME	PRESERVATIVE USED	TOTAL VOL ADDED IN FIELD (mL)	FINAL pH			
---	3	AG	40 ml	HCL	---	---	8260B	ESP	---
---	3	AG	40 ml	HCL	---	---	8011	↓	---

REMARKS:

MATERIAL CODES: **AG** = Amber Glass; **CG** = Clear Glass; **PE** = Polyethylene; **PP** = Polypropylene; **S** = Silicone; **T** = Teflon; **O** = Other (Specify)

SAMPLING EQUIPMENT CODES: **APP** = After Peristaltic Pump; **B** = Bailer; **BP** = Bladder Pump; **ESP** = Electric Submersible Pump; **RFPP** = Reverse Flow Peristaltic Pump; **SM** = Straw Method (Tubing Gravity Drain); **O** = Other (Specify)

STABILIZATION CRITERIA

pH: ± 0.2 units **Temperature:** ± 0.2 °C **Specific Conductance:** ± 5% **Dissolved Oxygen:** ± 0.2 mg/L or ± 10% **Turbidity:** ≤ 10 NTU or ± 10%

GROUNDWATER SAMPLING LOG

SITE NAME: Westside Quick Stop - UST 12430	SITE LOCATION: 821 W. Parker Road, Greenville, South Carolina
WELL NO: MW-19	SAMPLE ID: MW-19
	DATE: 9/15/21

PURGING DATA

WELL DIAMETER (inches): 2	Total Well Depth (feet): 39	WELL SCREEN INTERVAL DEPTH: 29 feet to 39 feet	STATIC DEPTH TO WATER (feet): 28.45	PURGE PUMP TYPE OR BAILER: ESP

WELL VOLUME PURGE: 1 WELL VOLUME = (TOTAL WELL DEPTH – STATIC DEPTH TO WATER) X WELL CAPACITY
= (39 feet – 28.45 feet) X 0.16 gallons/foot = 1.68 gallons

TIME	VOLUME PURGED (gallons)	CUMUL. VOLUME PURGED (gallons)	TEMP. (°C)	pH (su)	COND. (µS)	DO (mg/L)	TURB IDITY (NTU)	COLOR	ODOR
1929	---	---	21.36	6.72	139	2.61	8	clr	N
1932	2	2	22.11	6.47	136	2.49	62	slcly	N
1937	2	4	22.09	6.42	134	2.37	39	clr	N
1942	2	6	22.07	6.40	132	2.35	16	clr	N
1950	2	8	22.06	6.40	132	2.34	10	clr	N

WELL CAPACITY (Gallons Per Foot): **0.75"** = 0.02; **1"** = 0.04; **1.25"** = 0.06; **2"** = 0.16; **3"** = 0.37; **4"** = 0.65; **5"** = 1.02; **6"** = 1.47; **12"** = 5.88

SAMPLING DATA

SAMPLED BY (PRINT)	SAMPLER(S) SIGNATURE(S):	SAMPLING DATE:	SAMPLING TIME:
J. Slagh / C. Summers	JS / CS	9/15/21	1950
PUMP OR TUBING DEPTH IN WELL (feet): 35'	TUBING MATERIAL CODE: PE	FIELD-FILTERED: Y (N) Filtration Equipment Type:	FILTER SIZE:
DUPLICATE COLLECTED: Y (N)			

SAMPLE CONTAINER SPECIFICATION				SAMPLE PRESERVATION			INTENDED ANALYSIS AND/OR METHOD	SAMPLING EQUIPMENT CODE	SAMPLE PUMP FLOW RATE (ml/min)
SAMPLE ID CODE	# CONTAINERS	MATERIAL CODE	VOLUME	PRESERVATIVE USED	TOTAL VOL ADDED IN FIELD (mL)	FINAL pH			
---	3	AG	40 ml	HCL	---	---	8260B	ESP	---
---	3	AG	40 ml	HCL	---	---	8011	↓	---

REMARKS:

MATERIAL CODES: **AG** = Amber Glass; **CG** = Clear Glass; **PE** = Polyethylene; **PP** = Polypropylene; **S** = Silicone; **T** = Teflon; **O** = Other (Specify)

SAMPLING EQUIPMENT CODES: **APP** = After Peristaltic Pump; **B** = Bailer; **BP** = Bladder Pump; **ESP** = Electric Submersible Pump; **RFPP** = Reverse Flow Peristaltic Pump; **SM** = Straw Method (Tubing Gravity Drain); **O** = Other (Specify)

STABILIZATION CRITERIA

pH: ± 0.2 units **Temperature:** ± 0.2 °C **Specific Conductance:** ± 5% **Dissolved Oxygen:** ± 0.2 mg/L or ± 10% **Turbidity:** ≤ 10 NTU or ± 10%

GROUNDWATER SAMPLING LOG

SITE NAME: Westside Quick Stop - UST 12430	SITE LOCATION: 821 W. Parker Road, Greenville, South Carolina
WELL NO: MW-19i	SAMPLE ID: MW-19i	DATE: 9/15/21

PURGING DATA

WELL DIAMETER (inches): 2	Total Well Depth (feet): 70	WELL SCREEN INTERVAL DEPTH: 65 feet to 70 feet	STATIC DEPTH TO WATER (feet): 28.48	PURGE PUMP TYPE OR BAILER: ESP

WELL VOLUME PURGE: 1 WELL VOLUME = (TOTAL WELL DEPTH – STATIC DEPTH TO WATER) X WELL CAPACITY
= (70 feet – 28.48 feet) X 0.16 gallons/foot = 6.64 gallons

TIME	VOLUME PURGED (gallons)	CUMUL. VOLUME PURGED (gallons)	TEMP. (°C)	pH (su)	COND. (µS)	DO (mg/L)	TURB IDITY (NTU)	COLOR	ODOR
1852	---	---	21.61	6.51	137	2.44	8	clr	N
1901	7	7	22.37	6.32	129	2.71	46	clr	N
1909	7	14	22.39	6.30	126	2.68	32	clr	N
1915	7	21	22.43	6.30	124	2.65	9.6	clr	N

WELL CAPACITY (Gallons Per Foot): **0.75"** = 0.02; **1"** = 0.04; **1.25"** = 0.06; **2"** = 0.16; **3"** = 0.37; **4"** = 0.65; **5"** = 1.02; **6"** = 1.47; **12"** = 5.88

SAMPLING DATA

SAMPLED BY (PRINT)	SAMPLER(S) SIGNATURE(S):	SAMPLING DATE:	SAMPLING TIME:
J. Slagh / C. Summers	JS / CS	9/15/21	1915
PUMP OR TUBING DEPTH IN WELL (feet): 67'	TUBING MATERIAL CODE: PE	FIELD-FILTERED: Y (N) Filtration Equipment Type:	FILTER SIZE:
DUPLICATE COLLECTED: Y (N)			

SAMPLE CONTAINER SPECIFICATION				SAMPLE PRESERVATION			INTENDED ANALYSIS AND/OR METHOD	SAMPLING EQUIPMENT CODE	SAMPLE PUMP FLOW RATE (ml/min)
SAMPLE ID CODE	# CONTAINERS	MATERIAL CODE	VOLUME	PRESERVATIVE USED	TOTAL VOL ADDED IN FIELD (mL)	FINAL pH			
---	3	AG	40 ml	HCL	---	---	8260B	ESP	---
---	3	AG	40 ml	HCL	---	---	8011	N	---

REMARKS:

MATERIAL CODES: **AG** = Amber Glass; **CG** = Clear Glass; **PE** = Polyethylene; **PP** = Polypropylene; **S** = Silicone; **T** = Teflon; **O** = Other (Specify)

SAMPLING EQUIPMENT CODES: **APP** = After Peristaltic Pump; **B** = Bailer; **BP** = Bladder Pump; **ESP** = Electric Submersible Pump; **RFPP** = Reverse Flow Peristaltic Pump; **SM** = Straw Method (Tubing Gravity Drain); **O** = Other (Specify)

STABILIZATION CRITERIA

pH: ± 0.2 units **Temperature:** ± 0.2 °C **Specific Conductance:** ± 5% **Dissolved Oxygen:** ± 0.2 mg/L or ± 10% **Turbidity:** ≤ 10 NTU or ± 10%

GROUNDWATER SAMPLING LOG

SITE NAME: Westside Quick Stop - UST 12430	SITE LOCATION: 821 W. Parker Road, Greenville, South Carolina	
WELL NO: MW-20	SAMPLE ID: MW-20	DATE: 9/15/21

PURGING DATA

WELL DIAMETER (inches): 2	Total Well Depth (feet): 40	WELL SCREEN INTERVAL DEPTH: 30 feet to 40 feet	STATIC DEPTH TO WATER (feet): 27.67	PURGE PUMP TYPE OR BAILER: ESP

WELL VOLUME PURGE: 1 WELL VOLUME = (TOTAL WELL DEPTH – STATIC DEPTH TO WATER) X WELL CAPACITY
= (40 feet – 27.67 feet) X 0.16 gallons/foot = 1.97 gallons

TIME	VOLUME PURGED (gallons)	CUMUL. VOLUME PURGED (gallons)	TEMP. (°C)	pH (su)	COND. (µS)	DO (mg/L)	TURB IDITY (NTU)	COLOR	ODOR
2001	---	---	22.11	6.42	146	2.86	11	clr	Y
2006	2	2	22.38	6.19	129	2.13	246	cldy	Y
2011	2	4	22.26	6.07	121	1.89	102	cldy	Y
2016	2	6	22.24	6.05	119	1.87	36	clr	Y
2020	2	8	22.20	6.01	117	1.85	9.5	clr	Y

WELL CAPACITY (Gallons Per Foot): **0.75"** = 0.02; **1"** = 0.04; **1.25"** = 0.06; **2"** = 0.16; **3"** = 0.37; **4"** = 0.65; **5"** = 1.02; **6"** = 1.47; **12"** = 5.88

SAMPLING DATA

SAMPLED BY (PRINT): J. Slagh / C. Summers	SAMPLER(S) SIGNATURE(S): JS / CS	SAMPLING DATE: 9/15/21	SAMPLING TIME: 2020
PUMP OR TUBING DEPTH IN WELL (feet): 35'	TUBING MATERIAL CODE: PE	FIELD-FILTERED: Y (N) Filtration Equipment Type:	FILTER SIZE:
DUPLICATE COLLECTED: Y (N)			

SAMPLE CONTAINER SPECIFICATION				SAMPLE PRESERVATION			INTENDED ANALYSIS AND/OR METHOD	SAMPLING EQUIPMENT CODE	SAMPLE PUMP FLOW RATE (ml/min)
SAMPLE ID CODE	# CONTAINERS	MATERIAL CODE	VOLUME	PRESERVATIVE USED	TOTAL VOL ADDED IN FIELD (mL)	FINAL pH			
---	3	AG	40 ml	HCL	---	---	8260B	ESP	---
---	3	AG	40 ml	HCL	---	---	8011	↓	---

REMARKS:

MATERIAL CODES: **AG** = Amber Glass; **CG** = Clear Glass; **PE** = Polyethylene; **PP** = Polypropylene; **S** = Silicone; **T** = Teflon; **O** = Other (Specify)

SAMPLING EQUIPMENT CODES: **APP** = After Peristaltic Pump; **B** = Bailer; **BP** = Bladder Pump; **ESP** = Electric Submersible Pump; **RFPP** = Reverse Flow Peristaltic Pump; **SM** = Straw Method (Tubing Gravity Drain); **O** = Other (Specify)

STABILIZATION CRITERIA

pH: ± 0.2 units **Temperature:** ± 0.2 °C **Specific Conductance:** ± 5% **Dissolved Oxygen:** ± 0.2 mg/L or ± 10% **Turbidity:** ≤ 10 NTU or ± 10%

GROUNDWATER SAMPLING LOG

SITE NAME: Westside Quick Stop - UST 12430	SITE LOCATION: 821 W. Parker Road, Greenville, South Carolina
WELL NO: MW-22i	SAMPLE ID: MW-22i
	DATE: 9/16/21

PURGING DATA

WELL DIAMETER (inches): 2	Total Well Depth (feet): 44	WELL SCREEN INTERVAL DEPTH: 44 feet to 44 feet	STATIC DEPTH TO WATER (feet): 27.06	PURGE PUMP TYPE OR BAILER: ESP

WELL VOLUME PURGE: 1 WELL VOLUME = (TOTAL WELL DEPTH – STATIC DEPTH TO WATER) X WELL CAPACITY
= (44 feet – 27.06 feet) X 0.16 gallons/foot = 3.51 gallons

TIME	VOLUME PURGED (gallons)	CUMUL. VOLUME PURGED (gallons)	TEMP. (°C)	pH (su)	COND. (µS)	DO (mg/L)	TURB IDITY (NTU)	COLOR	ODOR
0752	---	---	21.16	6.37	136	2.06	8	clr	N
0801	3.5	3.5	21.99	6.29	128	1.99	46	clr	N
0809	3.5	7.0	22.04	6.29	127	1.87	29	clr	N
0816	3.5	10.5	22.01	6.28	126	1.88	11.2	clr	N
0825	3.5	14.0	22.00	6.27	125	1.88	9.1	clr	N

WELL CAPACITY (Gallons Per Foot): **0.75"** = 0.02; **1"** = 0.04; **1.25"** = 0.06; **2"** = 0.16; **3"** = 0.37; **4"** = 0.65; **5"** = 1.02; **6"** = 1.47; **12"** = 5.88

SAMPLING DATA

SAMPLED BY (PRINT): J. Slagh / C. Summers	SAMPLER(S) SIGNATURE(S): JS / CS	SAMPLING DATE: 9/16/21	SAMPLING TIME: 0825
PUMP OR TUBING DEPTH IN WELL (feet): 46	TUBING MATERIAL CODE: PE	FIELD-FILTERED: Y (N) Filtration Equipment Type:	FILTER SIZE:
DUPLICATE COLLECTED: Y (N)			

SAMPLE CONTAINER SPECIFICATION				SAMPLE PRESERVATION			INTENDED ANALYSIS AND/OR METHOD	SAMPLING EQUIPMENT CODE	SAMPLE PUMP FLOW RATE (ml/min)
SAMPLE ID CODE	# CONTAINERS	MATERIAL CODE	VOLUME	PRESERVATIVE USED	TOTAL VOL ADDED IN FIELD (mL)	FINAL pH			
---	3	AG	40 ml	HCL	---	---	8260B	ESP	---
---	3	AG	40 ml	HCL	---	---	8011	ESP	---

REMARKS:

MATERIAL CODES: **AG** = Amber Glass; **CG** = Clear Glass; **PE** = Polyethylene; **PP** = Polypropylene; **S** = Silicone; **T** = Teflon; **O** = Other (Specify)

SAMPLING EQUIPMENT CODES: **APP** = After Peristaltic Pump; **B** = Bailer; **BP** = Bladder Pump; **ESP** = Electric Submersible Pump; **RFPP** = Reverse Flow Peristaltic Pump; **SM** = Straw Method (Tubing Gravity Drain); **O** = Other (Specify)

STABILIZATION CRITERIA

pH: ± 0.2 units **Temperature:** ± 0.2 °C **Specific Conductance:** ± 5% **Dissolved Oxygen:** ± 0.2 mg/L or ± 10% **Turbidity:** ≤ 10 NTU or ± 10%

GROUNDWATER SAMPLING LOG

SITE NAME: Westside Quick Stop - UST 12430	SITE LOCATION: 821 W. Parker Road, Greenville, South Carolina
WELL NO: MW-23	SAMPLE ID: MW-23
DATE: 9/15/21	

PURGING DATA

WELL DIAMETER (inches): 2	Total Well Depth (feet): 34	WELL SCREEN INTERVAL DEPTH: 29 feet to 34 feet	STATIC DEPTH TO WATER (feet): 28.27	PURGE PUMP TYPE OR BAILER: ESP

WELL VOLUME PURGE: 1 WELL VOLUME = (TOTAL WELL DEPTH – STATIC DEPTH TO WATER) X WELL CAPACITY
= (34 feet – 28.27 feet) X 0.16 gallons/foot = 1.71 gallons

TIME	VOLUME PURGED (gallons)	CUMUL. VOLUME PURGED (gallons)	TEMP. (°C)	pH (su)	COND. (µS)	DO (mg/L)	TURBIDITY (NTU)	COLOR	ODOR
1825	---	---	21.61	6.37	125	2.97	10	clr	N
1830	2	2	21.72	6.20	106	2.61	52	clr	N
1835	2	4	21.75	6.21	105	2.58	20	clr	N
1840	2	6	21.79	6.21	102	2.53	9.0	clr	N

WELL CAPACITY (Gallons Per Foot): **0.75"** = 0.02; **1"** = 0.04; **1.25"** = 0.06; **2"** = 0.16; **3"** = 0.37; **4"** = 0.65; **5"** = 1.02; **6"** = 1.47; **12"** = 5.88

SAMPLING DATA

SAMPLED BY (PRINT): J. Slagh / C. Summers	SAMPLER(S) SIGNATURE(S): JS / CS	SAMPLING DATE: 9/15/21	SAMPLING TIME: 1840
PUMP OR TUBING DEPTH IN WELL (feet): 34	TUBING MATERIAL CODE: PE	FIELD-FILTERED: Y (N) Filtration Equipment Type:	FILTER SIZE:
DUPLICATE COLLECTED: Y (N)			

SAMPLE CONTAINER SPECIFICATION				SAMPLE PRESERVATION			INTENDED ANALYSIS AND/OR METHOD	SAMPLING EQUIPMENT CODE	SAMPLE PUMP FLOW RATE (ml/min)
SAMPLE ID CODE	# CONTAINERS	MATERIAL CODE	VOLUME	PRESERVATIVE USED	TOTAL VOL ADDED IN FIELD (mL)	FINAL pH			
---	3	AG	40 ml	HCL	---	---	8260B	ESP	---
---	3	AG	40 ml	HCL	---	---	8011	ESP	---

REMARKS:

MATERIAL CODES: **AG** = Amber Glass; **CG** = Clear Glass; **PE** = Polyethylene; **PP** = Polypropylene; **S** = Silicone; **T** = Teflon; **O** = Other (Specify)

SAMPLING EQUIPMENT CODES: **APP** = After Peristaltic Pump; **B** = Bailer; **BP** = Bladder Pump; **ESP** = Electric Submersible Pump; **RFPP** = Reverse Flow Peristaltic Pump; **SM** = Straw Method (Tubing Gravity Drain); **O** = Other (Specify)

STABILIZATION CRITERIA

pH: ± 0.2 units **Temperature:** ± 0.2 °C **Specific Conductance:** ± 5% **Dissolved Oxygen:** ± 0.2 mg/L or ± 10% **Turbidity:** ≤ 10 NTU or ± 10%

GROUNDWATER SAMPLING LOG

SITE NAME: Westside Quick Stop - UST 12430	SITE LOCATION: 821 W. Parker Road, Greenville, South Carolina
WELL NO: MW-23i	SAMPLE ID: MW-23i — DATE: 9/15/21

PURGING DATA

WELL DIAMETER (inches): 2	Total Well Depth (feet): 61	WELL SCREEN INTERVAL DEPTH: 56 feet to 61 feet	STATIC DEPTH TO WATER (feet): 28.41	PURGE PUMP TYPE OR BAILER: ESP

WELL VOLUME PURGE: 1 WELL VOLUME = (TOTAL WELL DEPTH – STATIC DEPTH TO WATER) X WELL CAPACITY
= (61 feet – 28.41 feet) X 0.16 gallons/foot = 5.21 gallons

TIME	VOLUME PURGED (gallons)	CUMUL. VOLUME PURGED (gallons)	TEMP. (°C)	pH (su)	COND. (µS)	DO (mg/L)	TURB IDITY (NTU)	COLOR	ODOR
1726	---	---	21.94	6.37	136	1.61	61	clr	N
1740	5	5	22.87	6.28	129	1.43	42	clr	N
1749	5	10	22.95	6.25	118	1.38	30	clr	N
1801	5	15	22.97	6.24	118	1.36	16.1	clr	N
1810	5	20	22.99	6.25	118	1.35	8.6	clr	N

WELL CAPACITY (Gallons Per Foot): **0.75"** = 0.02; **1"** = 0.04; **1.25"** = 0.06; **2"** = 0.16; **3"** = 0.37; **4"** = 0.65; **5"** = 1.02; **6"** = 1.47; **12"** = 5.88

SAMPLING DATA

SAMPLED BY (PRINT): J. Slagh / C. Summers	SAMPLER(S) SIGNATURE(S): JS / CS	SAMPLING DATE: 9/15/21	SAMPLING TIME: 1810
PUMP OR TUBING DEPTH IN WELL (feet): 58'	TUBING MATERIAL CODE: PE	FIELD-FILTERED: Y (N) Filtration Equipment Type:	FILTER SIZE:
DUPLICATE COLLECTED: Y (N)			

SAMPLE CONTAINER SPECIFICATION				SAMPLE PRESERVATION			INTENDED ANALYSIS AND/OR METHOD	SAMPLING EQUIPMENT CODE	SAMPLE PUMP FLOW RATE (ml/min)
SAMPLE ID CODE	# CONTAINERS	MATERIAL CODE	VOLUME	PRESERVATIVE USED	TOTAL VOL ADDED IN FIELD (mL)	FINAL pH			
---	3	AG	40 ml	HCL	---	---	8260B	ESP	---
---	3	AG	40 ml	HCL	---	---	8011	ESP	---

REMARKS:

MATERIAL CODES: **AG** = Amber Glass; **CG** = Clear Glass; **PE** = Polyethylene; **PP** = Polypropylene; **S** = Silicone; **T** = Teflon; **O** = Other (Specify)

SAMPLING EQUIPMENT CODES: **APP** = After Peristaltic Pump; **B** = Bailer; **BP** = Bladder Pump; **ESP** = Electric Submersible Pump; **RFPP** = Reverse Flow Peristaltic Pump; **SM** = Straw Method (Tubing Gravity Drain); **O** = Other (Specify)

STABILIZATION CRITERIA

pH: ± 0.2 units **Temperature:** ± 0.2 °C **Specific Conductance:** ± 5% **Dissolved Oxygen:** ± 0.2 mg/L or ± 10% **Turbidity:** ≤ 10 NTU or ± 10%

GROUNDWATER SAMPLING LOG

SITE NAME: Westside Quick Stop - UST 12430	SITE LOCATION: 821 W. Parker Road, Greenville, South Carolina
WELL NO: MW-25	SAMPLE ID: MW-25
	DATE: 9/16/21

PURGING DATA

WELL DIAMETER (inches): 2	Total Well Depth (feet): 38	WELL SCREEN INTERVAL DEPTH: 28 feet to 38 feet	STATIC DEPTH TO WATER (feet): 27.47	PURGE PUMP TYPE OR BAILER: ESP

WELL VOLUME PURGE: 1 WELL VOLUME = (TOTAL WELL DEPTH 38 feet – STATIC DEPTH TO WATER 27.47 feet) X WELL CAPACITY 0.16 gallons/foot = 1.68 gallons

TIME	VOLUME PURGED (gallons)	CUMUL. VOLUME PURGED (gallons)	TEMP. (°C)	pH (su)	COND. (µS)	DO (mg/L)	TURBIDITY (NTU)	COLOR	ODOR
1158	---	---	23.11	6.21	132	2.31	12	clr	Y
1204	2.0	2.0	22.96	5.99	126	1.97	82	slt mky	Y
1209	2.0	4.0	22.94	5.96	114	1.94	20	clr	Y
1215	2.0	6.0	22.90	5.95	116	1.95	9	clr	Y

WELL CAPACITY (Gallons Per Foot): **0.75"** = 0.02; **1"** = 0.04; **1.25"** = 0.06; **2"** = 0.16; **3"** = 0.37; **4"** = 0.65; **5"** = 1.02; **6"** = 1.47; **12"** = 5.88

SAMPLING DATA

SAMPLED BY (PRINT): J. Slagh / C. Summers	SAMPLER(S) SIGNATURE(S): JS / CS	SAMPLING DATE: 9/16/21	SAMPLING TIME: 1215
PUMP OR TUBING DEPTH IN WELL (feet): 33'	TUBING MATERIAL CODE: PE	FIELD-FILTERED: Y (N) Filtration Equipment Type:	FILTER SIZE:
DUPLICATE COLLECTED: Y (N)			

SAMPLE CONTAINER SPECIFICATION				SAMPLE PRESERVATION			INTENDED ANALYSIS AND/OR METHOD	SAMPLING EQUIPMENT CODE	SAMPLE PUMP FLOW RATE (ml/min)
SAMPLE ID CODE	# CONTAINERS	MATERIAL CODE	VOLUME	PRESERVATIVE USED	TOTAL VOL ADDED IN FIELD (mL)	FINAL pH			
---	3	AG	40 ml	HCL	---	---	8260B	ESP	---
---	3	AG	40 ml	HCL	---	---	8011	ESP	---

REMARKS:

MATERIAL CODES: **AG** = Amber Glass; **CG** = Clear Glass; **PE** = Polyethylene; **PP** = Polypropylene; **S** = Silicone; **T** = Teflon; **O** = Other (Specify)

SAMPLING EQUIPMENT CODES: **APP** = After Peristaltic Pump; **B** = Bailer; **BP** = Bladder Pump; **ESP** = Electric Submersible Pump; **RFPP** = Reverse Flow Peristaltic Pump; **SM** = Straw Method (Tubing Gravity Drain); **O** = Other (Specify)

STABILIZATION CRITERIA

pH: ± 0.2 units **Temperature:** ± 0.2 °C **Specific Conductance:** ± 5% **Dissolved Oxygen:** ± 0.2 mg/L or ± 10% **Turbidity:** ≤ 10 NTU or ± 10%

GROUNDWATER SAMPLING LOG

SITE NAME: Westside Quick Stop - UST 12430	SITE LOCATION: 821 W. Parker Road, Greenville, South Carolina
WELL NO: MW-26i	SAMPLE ID: MW-26i
	DATE: 9/16/21

PURGING DATA

WELL DIAMETER (inches): 2	Total Well Depth (feet): 54	WELL SCREEN INTERVAL DEPTH: 49 feet to 54 feet	STATIC DEPTH TO WATER (feet): 27.11	PURGE PUMP TYPE OR BAILER: ESP

WELL VOLUME PURGE: 1 WELL VOLUME = (TOTAL WELL DEPTH – STATIC DEPTH TO WATER) X WELL CAPACITY
= (54 feet – 27.11 feet) X 0.16 gallons/foot = 4.30 gallons

TIME	VOLUME PURGED (gallons)	CUMUL. VOLUME PURGED (gallons)	TEMP. (°C)	pH (su)	COND. (µS)	DO (mg/L)	TURB IDITY (NTU)	COLOR	ODOR
0903	---	---	21.61	6.37	126	2.41	14	clr	N
0912	5	5	22.38	6.21	118	2.17	22	clr	N
0924	5	10	22.41	6.18	118	2.15	11.1	clr	N
0930	5	15	22.45	6.17	118	2.70	6.3	clr	N

WELL CAPACITY (Gallons Per Foot): 0.75" = 0.02; 1" = 0.04; 1.25" = 0.06; 2" = 0.16; 3" = 0.37; 4" = 0.65; 5" = 1.02; 6" = 1.47; 12" = 5.88

SAMPLING DATA

SAMPLED BY (PRINT)	SAMPLER(S) SIGNATURE(S):	SAMPLING DATE:	SAMPLING TIME:
J. Slagh / C. Summers	JS / CS	9/16/21	0930
PUMP OR TUBING DEPTH IN WELL (feet): 51	TUBING MATERIAL CODE: PC	FIELD-FILTERED: Y (N) Filtration Equipment Type:	FILTER SIZE:
DUPLICATE COLLECTED: Y (N)			

SAMPLE CONTAINER SPECIFICATION				SAMPLE PRESERVATION			INTENDED ANALYSIS AND/OR METHOD	SAMPLING EQUIPMENT CODE	SAMPLE PUMP FLOW RATE (ml/min)
SAMPLE ID CODE	# CONTAINERS	MATERIAL CODE	VOLUME	PRESERVATIVE USED	TOTAL VOL ADDED IN FIELD (mL)	FINAL pH			
---	3	AG	40 ml	HCL	---	---	8260B	ESP	---
---	3	AG	40 ml	HCL	---	---	8011	↓	---

REMARKS:

MATERIAL CODES: AG = Amber Glass; CG = Clear Glass; PE = Polyethylene; PP = Polypropylene; S = Silicone; T = Teflon; O = Other (Specify)

SAMPLING EQUIPMENT CODES: APP = After Peristaltic Pump; B = Bailer; BP = Bladder Pump; ESP = Electric Submersible Pump; RFPP = Reverse Flow Peristaltic Pump; SM = Straw Method (Tubing Gravity Drain); O = Other (Specify)

STABILIZATION CRITERIA

pH: ± 0.2 units Temperature: ± 0.2 °C Specific Conductance: ± 5% Dissolved Oxygen: ± 0.2 mg/L or ± 10% Turbidity: ≤ 10 NTU or ± 10%

GROUNDWATER SAMPLING LOG

SITE NAME: Westside Quick Stop - UST 12430	SITE LOCATION: 821 W. Parker Road, Greenville, South Carolina
WELL NO: MWXR	SAMPLE ID: MWXR — DATE: 9/16/21

PURGING DATA

WELL DIAMETER (inches): 2	Total Well Depth (feet): 38	WELL SCREEN INTERVAL DEPTH: 28 feet to 38 feet	STATIC DEPTH TO WATER (feet): 27.50	PURGE PUMP TYPE OR BAILER: ESP

WELL VOLUME PURGE: 1 WELL VOLUME = (TOTAL WELL DEPTH – STATIC DEPTH TO WATER) X WELL CAPACITY
= (38 feet – 27.50 feet) X 0.16 gallons/foot = 1.68 gallons

TIME	VOLUME PURGED (gallons)	CUMUL. VOLUME PURGED (gallons)	TEMP. (°C)	pH (su)	COND. (µS)	DO (mg/L)	TURB IDITY (NTU)	COLOR	ODOR
1119	---	---	21.01	6.12	135	2.60	6.5	clr	N
1126	2	2	22.02	6.05	121	2.51	9.2	sl dny	N
1132	2	4	22.01	6.03	117	2.44	3.7	clr	N
1137	2	6	21.97	6.04	115	2.47	12.1	clr	N
1145	2	8	21.96	6.07	112	2.44	9.1	clr	N

WELL CAPACITY (Gallons Per Foot): **0.75"** = 0.02; **1"** = 0.04; **1.25"** = 0.06; **2"** = 0.16; **3"** = 0.37; **4"** = 0.65; **5"** = 1.02; **6"** = 1.47; **12"** = 5.88

SAMPLING DATA

SAMPLED BY (PRINT): J. Slagh / C. Summers	SAMPLER(S) SIGNATURE(S): JS / CS	SAMPLING DATE: 9/16/21	SAMPLING TIME: 1145
PUMP OR TUBING DEPTH IN WELL (feet): 33'	TUBING MATERIAL CODE: PE	FIELD-FILTERED: Y (N) Filtration Equipment Type:	FILTER SIZE:
DUPLICATE COLLECTED: Y (N)			

SAMPLE CONTAINER SPECIFICATION				SAMPLE PRESERVATION			INTENDED ANALYSIS AND/OR METHOD	SAMPLING EQUIPMENT CODE	SAMPLE PUMP FLOW RATE (ml/min)
SAMPLE ID CODE	# CONTAINERS	MATERIAL CODE	VOLUME	PRESERVATIVE USED	TOTAL VOL ADDED IN FIELD (mL)	FINAL pH			
---	3	AG	40 ml	HCL	---	---	8260B	ESP	---
---	3	AG	40 ml	HCL	---	---	8011	↓	---

REMARKS:

MATERIAL CODES: **AG** = Amber Glass; **CG** = Clear Glass; **PE** = Polyethylene; **PP** = Polypropylene; **S** = Silicone; **T** = Teflon; **O** = Other (Specify)

SAMPLING EQUIPMENT CODES: **APP** = After Peristaltic Pump; **B** = Bailer; **BP** = Bladder Pump; **ESP** = Electric Submersible Pump; **RFPP** = Reverse Flow Peristaltic Pump; **SM** = Straw Method (Tubing Gravity Drain); **O** = Other (Specify)

STABILIZATION CRITERIA

pH: ± 0.2 units **Temperature:** ± 0.2 °C **Specific Conductance:** ± 5% **Dissolved Oxygen:** ± 0.2 mg/L or ± 10% **Turbidity:** ≤ 10 NTU or ± 10%

Print | Close Window

Subject: RE: Mountain Express 051 WJ04056
From: Lindsey Wooten <Lindsey.Wooten@pacelabs.com>
Date: Thu, Oct 07, 2021 12:59 pm
To: "Trever Slack, P.G." <tslack@petratechenv.com>, Craig Griffin <Craig.Griffin@pacelabs.com>
Attach: image003.jpg
image006.png
image007.png
image008.png
image009.png

Trever,

92562286 Action Fuels
All samples are out of hold

92562266 Westside Quick Stop
MW-17, MW-17I, MW-14, MW14I, MW06, MW05, MW15, MW15I, MW16, MW16I, MW07, MW28, MW08, MW09, MW11, MW10, MW27, MW03, MW23, MW19, MW9I, MW20, MW204, DUP A, DUP B, DUP C, FB 1, FB 2, EB 1, EB 2

The lab has also informed us that the 8260s for **Westside Quick Stop** were ran for 8260 TCL VOC instead of BTEXNM 1,2 DCA + 8 Oxys. They are going to run the samples for the oxygenates separately.

I apologize for the inconvenience that this has caused.

We are working to answer your emails and calls as quickly as possible during this challenging time. Thank you for your patience.

NEW: PROCESS PAYMENTS ONLINE – click on the link below
Online Bill Pay

Lindsey Wooten
Project Manager
Pace Analytical Services, Inc.
9800 Kincey Ave, Suite 100, Huntersville, NC 28078
Direct: 704.977.0943 |Office: 704.875.9092
www.pacelabs.com

Pace Analytical®

From: Trever Slack, P.G. <tslack@petratechenv.com>
Sent: Thursday, October 7, 2021 12:22 PM

To: Craig Griffin <Craig.Griffin@pacelabs.com>
Cc: Lindsey Wooten <Lindsey.Wooten@pacelabs.com>
Subject: RE: Mountain Express 051 WJ04056

CAUTION: This email originated from outside Pace Analytical. Do not click links or open attachments unless you recognize the sender and know the content is safe.
Both of these sites will need to be resampled for the out of hold. Please send me a list of what samples are out of hold.

I do not have any EDB samples this week but will have some next week.

Trever Z. Slack, P.G.
Principal Hydrogeologist

petra-tech
ENVIRONMENTAL, LLC

2435 East North Street, Suite 1108-202
Greenville, South Carolina 29615

tslack@petratechenv.com
www.petratechenv.com
(864) 436-6322 (Cell)
(864) 631-2490 (Office)
(888) 838-9034 (fax)

This electronic transmission and any files transmitted with it are the property of the environmental consulting firm Petra-Tech Environmental, LLC, and may contain information that is confidential or privileged. The information is intended solely for the recipient and use by any other party is not authorized. If you are not the intended recipient, be aware that any disclosure, copying, distribution, or use of the contents of this information is prohibited. If you received this transmission in error, please notify us immediately by email (info@petratechenv.com).

> -------- Original Message --------
> Subject: RE: Mountain Express 051 WJ04056
> From: Craig Griffin <Craig.Griffin@pacelabs.com>
> Date: Thu, October 07, 2021 12:12 pm
> To: "Trever Slack, P.G." <tslack@petratechenv.com>
> Cc: Lindsey Wooten <Lindsey.Wooten@pacelabs.com>
>
> Well your intuition was right….Here is what I got from the lab….
>
> **92562286 is lot WI25050.**
> There are 23 EDB samples on this lot.
> Looks like all of them will be out of hold.
> 16 if them have been batched. The rest haven't been started yet.

92562266 is lot WI25043
Has about 50 VOCs and EDBs.
VOCs have completed.
It appears about half of the EDBs are out of hold.

We are close to having EDBs up and running in Huntersville. Do you have anything else coming up that has EDBs? I am really sorry once again for all the issues we are having. We working really hard to get things moving. Here is an update from the lab.

As an added reference, the following are product lines that are back online:
SVOA:
8270 LV SIM PAH
8270 Soil and Water
8270 APP Soil and Water
8270 PAH Soil and Water
8270 SIM PAH Soil only
625
TCLP 8270
O&G, SGT, AV
Dry Weight
Micro

VOA:
6200, 601, 602
8260 soil and water
624, 624 ac
524 SC
524 THM
TCLP 8260
SIM 1,4-Dioxane
GRO Soil and Water

Thanks,

Craig Griffin
Account Executive
704-773-3966 | pacelabs.com

From: Trever Slack, P.G. <tslack@petratechenv.com>
Sent: Thursday, October 7, 2021 9:56 AM
To: Craig Griffin <Craig.Griffin@pacelabs.com>

Cc: tslack@petratechenv.com
Subject: RE: Mountain Express 051 WJ04056

CAUTION: This email originated from outside Pace Analytical. Do not click links or open attachments unless you recognize the sender and know the content is safe.
92562286 Action Fuels
92562266 Westside Quick Stop

Trever Z. Slack, P.G.
Principal Hydrogeologist

petra-tech ENVIRONMENTAL, LLC

2435 East North Street, Suite 1108-202
Greenville, South Carolina 29615

tslack@petratechenv.com
www.petratechenv.com
(864) 436-6322 (Cell)
(864) 631-2490 (Office)
(888) 838-9034 (fax)

This electronic transmission and any files transmitted with it are the property of the environmental consulting firm Petra-Tech Environmental, LLC, and may contain information that is confidential or privileged. The information is intended solely for the recipient and use by any other party is not authorized. If you are not the intended recipient, be aware that any disclosure, copying, distribution, or use of the contents of this information is prohibited. If you received this transmission in error, please notify us immediately by email (info@petratechenv.com).

> -------- Original Message --------
> Subject: RE: Mountain Express 051 WJ04056
> From: Craig Griffin <Craig.Griffin@pacelabs.com>
> Date: Thu, October 07, 2021 9:21 am
> To: Petra-Tech - Trever Cell <tslack@petratechenv.com>
> Cc: Lucas Odom <Lucas.Odom@pacelabs.com>
>
> Trever,
>
> I am really sorry for this inconvenience. Can you give me the project names for the two reports you are waiting on? We are almost through all of this. We have a few test back online in Huntersville. We are hoping that we are at full go by the start of next week. I understand you are

losing confidence with us, but please stick it out. I am confident that once we get through this we will be a stronger lab all around.

Thanks,

Craig Griffin
Account Executive
704-773-3966 | pacelabs.com

From: Petra-Tech - Trever Cell <tslack@petratechenv.com>
Sent: Thursday, October 7, 2021 9:13 AM
To: Craig Griffin <Craig.Griffin@pacelabs.com>
Cc: Lucas Odom <Lucas.Odom@pacelabs.com>
Subject: Fwd: Mountain Express 051 WJ04056

CAUTION: This email originated from outside Pace Analytical. Do not click links or open attachments unless you recognize the sender and know the content is safe.
Craig, I was told that the hold time wouldn't be a problem after the courier forgot the pick up.

This is the second set of samples that has been analyzed out of hold. And I still have two reports from 9/21 that I haven't received yet, so I'm not exactly confident on how those are going to turn out.

Lucas, I guess go ahead and analyze them out of hold because this site is almost 5 hours away. If GAEPD won't accept them and makes us resample we can hash that out then.

Trever Z.Slack

Begin forwarded message:

> **From:** Lucas Odom <Lucas.Odom@pacelabs.com>
> **Date:** October 7, 2021 at 8:35:07 AM EDT
> **To:** Petra-Tech - Trever Cell <tslack@petratechenv.com>
> **Subject: Mountain Express 051 WJ04056**
>
> Trever,
> Good morning.

The three PAH water samples on this lot were not able to be analyzed within the 7 day hold time.
Would you like us to analyze out of hold?
It is samples MW1, MW2, and MW3.

Thanks

Effective immediately email address change Lucas.Odom@pacelabs.com

Lucas Odom
Client Services Manager | Pace South Carolina
formerly Shealy Environmental Services, Inc.
106 Vantage Point Drive, West Columbia, SC 29172
mobile: 803.206.9537 | pacelabs.com

NOTICE-- The contents of this email and any attachments may contain confidential, privileged, and/or legally protected information and are for the sole use of the addressee(s). Any review or distribution by others is strictly prohibited. If you are not the intended recipient, please contact the sender immediately and delete any copies.
Please consider the environment before printing this email

NOTICE-- The contents of this email and any attachments may contain confidential, privileged, and/or legally protected information and are for the sole use of the addressee(s). Any review or distribution by others is strictly prohibited. If you are not the intended recipient, please contact the sender immediately and delete any copies.
Please consider the environment before printing this email

NOTICE-- The contents of this email and any attachments may contain confidential, privileged, and/or legally protected information and are for the sole use of the addressee(s). Any review or distribution by others is strictly prohibited. If you are not the intended recipient, please contact the sender immediately and delete any copies.
Please consider the environment before printing this email

NOTICE-- The contents of this email and any attachments may contain confidential, privileged, and/or legally protected information and are for the sole use of the addressee(s). Any review or distribution by others is strictly prohibited. If you are not the intended recipient, please contact the sender immediately and delete any copies.

Please consider the environment before printing this email

Copyright © 2003-2021. All rights reserved.

dhec

Underground Storage Tank Management Division
Field Data Information Sheet – Groundwater Sampling

Site Information

Date: 10/11/21	Site ID #: 12430	Site Name: Westside QS. GDB Resample
County: Greenville	Project Manager:	Field Personnel: J. Slagh

Well Sampling Information

Well ID	Time	Sampled Y/N	Screen Interval (ft.)	Depth to ~~Product~~ Water (ft.)	Depth to ~~Water~~ Product (ft.)	Product Thickness (ft.)	D.O. (mg/L)	Temp. (°C)	Specific Conductivity (µmohs/cm)	pH (S.U.)	Turbidity (NTU)	Notes (e.g., Odor, No Odor, Product, etc.)
17	0710	Y	18-28	20.90	N/A	–	2.31	22.80	140	6.21	19.2	
17i	0735	Y	55-60	20.86	N/A	–						Purge
14	1010	Y	15-25	20.96	N/A	–	2.94	21.06	148	6.02	8.3	
14i	1040	Y	62-67	20.80	N/A	–						Purge
6	0745	Y	11-21	18.71	N/A	–	2.61	21.38	112	6.00	16.1	
5	0750	Y	10-20	18.46	N/A	–	2.79	21.96	132	6.51	26	
15	0830	Y	16-26	21.17	N/A	–	2.56	20.61	147	6.45	32	
15i	0910	Y	56-61	20.97	N/A	–						Purge
16	0915	Y	17-27	22.10	N/A	–	3.12	21.54	83	6.05	17.2	
16i	1005	Y	60-65	21.85	N/A	–						Purge
7	1105	Y	20-30	26.22	N/A	–	2.96	22.03	139	6.47	14.2	
28	1115	Y	25-35	26.93	N/A	–	2.61	21.62	130	6.11	10.3	
8	1145	Y	20-30	27.91	N/A	–	2.55	21.37	120	6.27	19.4	
9	1320	Y	19-29	28.01	N/A	–	2.67	21.72	130	6.38	9.2	
11	1325	Y	20-30	27.10	N/A	–	2.60	21.61	146	6.59	18.5	

Comments: _____

_____

_____

_____

_____

_____ Signature: _____

dhec

Underground Storage Tank Management Division
Field Data Information Sheet – Groundwater Sampling

Site Information

Date: 10/11/21	Site ID #: 12430	Site Name: Westside QS. 603 Resample
County:	Project Manager:	Field Personnel:

Well Sampling Information

Well ID	Time	Sampled Y/N	Screen Interval (ft.)	Depth to ~~Product~~ Water (ft.)	Depth to ~~Water~~ Product (ft.)	Product Thickness (ft.)	D.O. (mg/L)	Temp. (°C)	Specific Conductivity (µmohs/cm)	pH (S.U.)	Turbidity (NTU)	Notes (e.g., Odor, No Odor, Product, etc.)
10	1330	Y	20-30	27.07	N/A	—	2.99	21.47	115	6.38	8.5	
27	1430	Y	24-34	27.86	N/A	—	2.40	21.62	127	6.15	18.1	
3	1420	Y	15-30	28.39	N/A	—	2.71	21.84	106	6.32	10.4	
23	1135	Y	29-39	29.24	N/A	—	2.56	22.38	132	6.45	5.1	
19	1340	Y	29-39	29.49	N/A	—	2.61	21.51	146	6.72	7.3	
19;	1410	Y	65-70	29.86	N/A	—						Purge
20	1150	Y	30-40	30.06	N/A	—	2.99	22.11	153	6.73	39	
24	1225	Y	25-35	27.55	N/A	—	1.55	22.38	129	6.51	16	
12	1310	Y	25-35	25.60	N/A	—	1.85	23.11	162	6.41	22.5	
2	1250	Y	15-30	27.00	N/Ar	—	1.77	21.65	138	6.67	6.1	

Comments: _____

_____

_____

_____

_____

_____ Signature: _____

GROUNDWATER SAMPLING LOG

SITE NAME: Westside Quick Stop	SITE LOCATION: Greenville, SC	
WELL NO: MW-17i	SAMPLE ID: MW-17i	DATE: 10/11/21

PURGING DATA

WELL DIAMETER (inches): 2	Total Well Depth (feet): 60	WELL SCREEN INTERVAL DEPTH: 55 feet to 60 feet	STATIC DEPTH TO WATER (feet): 20.86	PURGE PUMP TYPE OR BAILER: ESP.

WELL VOLUME PURGE: 1 WELL VOLUME = (TOTAL WELL DEPTH – STATIC DEPTH TO WATER) X WELL CAPACITY
= (60 feet – 20.86 feet) X 0.16 gallons/foot = 6.26 gallons

TIME	VOLUME PURGED (gallons)	CUMUL. VOLUME PURGED (gallons)	TEMP. (°C)	pH (su)	COND. (µS)	DO (mg/L)	TURB IDITY (NTU)	COLOR	ODOR
0705	---	---	21.61	6.47	146	2.99	13	clr	N
0715	6.5	6.5	21.83	6.61	139	2.71	63	slwy	N
0725	6.5	13.0	21.99	6.62	136	2.69	20	clr	N
0735	6.5	19.5	21.97	6.64	135	2.69	8.1	clr	N

WELL CAPACITY (Gallons Per Foot): **0.75"** = 0.02; **1"** = 0.04; **1.25"** = 0.06; **2"** = 0.16; **3"** = 0.37; **4"** = 0.65; **5"** = 1.02; **6"** = 1.47; **12"** = 5.88

SAMPLING DATA

SAMPLED BY (PRINT): J. Slagh	SAMPLER(S) SIGNATURE(S): JS	SAMPLING DATE: 10/11/21	SAMPLING TIME: 0735
PUMP OR TUBING DEPTH IN WELL (feet): 57'	TUBING MATERIAL CODE: PE	FIELD-FILTERED: Y (N) Filtration Equipment Type:	FILTER SIZE:
DUPLICATE COLLECTED: Y (N)			

SAMPLE CONTAINER SPECIFICATION				SAMPLE PRESERVATION			INTENDED ANALYSIS AND/OR METHOD	SAMPLING EQUIPMENT CODE	SAMPLE PUMP FLOW RATE (ml/min)
SAMPLE ID CODE	# CONTAINERS	MATERIAL CODE	VOLUME	PRESERVATIVE USED	TOTAL VOL ADDED IN FIELD (mL)	FINAL pH			
---	3	AG	40 ml	HCL	---	---	8260B	ESP	---
---	3	AG	40 ml	HCL	---	---	8011	ESP.	---

REMARKS:

MATERIAL CODES: **AG** = Amber Glass; **CG** = Clear Glass; **PE** = Polyethylene; **PP** = Polypropylene; **S** = Silicone; **T** = Teflon; **O** = Other (Specify)

SAMPLING EQUIPMENT CODES: **APP** = After Peristaltic Pump; **B** = Bailer; **BP** = Bladder Pump; **ESP** = Electric Submersible Pump; **RFPP** = Reverse Flow Peristaltic Pump; **SM** = Straw Method (Tubing Gravity Drain); **O** = Other (Specify)

STABILIZATION CRITERIA

pH: ± 0.2 units **Temperature:** ± 0.2 °C **Specific Conductance:** ± 5% **Dissolved Oxygen:** ± 0.2 mg/L or ± 10% **Turbidity:** ≤ 10 NTU or ± 10%

GROUNDWATER SAMPLING LOG

SITE NAME: Westside Quick Stop	SITE LOCATION: Greenville, SC	
WELL NO: MW-14i	SAMPLE ID: MW-14i	DATE: 10/11/21

PURGING DATA

WELL DIAMETER (inches): 2	Total Well Depth (feet): 67	WELL SCREEN INTERVAL DEPTH: 62 feet to 67 feet	STATIC DEPTH TO WATER (feet): 20.80	PURGE PUMP TYPE OR BAILER: ESP

WELL VOLUME PURGE: 1 WELL VOLUME = (TOTAL WELL DEPTH – STATIC DEPTH TO WATER) X WELL CAPACITY
= (67 feet – 20.80 feet) X 0.16 gallons/foot = 7.39 gallons

TIME	VOLUME PURGED (gallons)	CUMUL. VOLUME PURGED (gallons)	TEMP. (°C)	pH (su)	COND. (µS)	DO (mg/L)	TURB IDITY (NTU)	COLOR	ODOR
1010	---	---	23.11	6.31	187	2.37	10	clr	N
1020	7.5	7.5	21.67	6.18	160	2.48	27	clr	N
1030	7.5	15.0	21.72	6.14	159	2.42	12.1	clr	N
1040	7.5	22.5	21.75	6.12	160	2.44	8.0	clr	N

WELL CAPACITY (Gallons Per Foot): **0.75"** = 0.02; **1"** = 0.04; **1.25"** = 0.06; **2"** = 0.16; **3"** = 0.37; **4"** = 0.65; **5"** = 1.02; **6"** = 1.47; **12"** = 5.88

SAMPLING DATA

SAMPLED BY (PRINT): J. Slagh	SAMPLER(S) SIGNATURE(S): JS	SAMPLING DATE: 10/11/21	SAMPLING TIME: 1040
PUMP OR TUBING DEPTH IN WELL (feet): 64'	TUBING MATERIAL CODE: PE	FIELD-FILTERED: Y (N) Filtration Equipment Type:	FILTER SIZE:
DUPLICATE COLLECTED: Y (N)			

SAMPLE CONTAINER SPECIFICATION				SAMPLE PRESERVATION			INTENDED ANALYSIS AND/OR METHOD	SAMPLING EQUIPMENT CODE	SAMPLE PUMP FLOW RATE (ml/min)
SAMPLE ID CODE	# CONTAINERS	MATERIAL CODE	VOLUME	PRESERVATIVE USED	TOTAL VOL ADDED IN FIELD (mL)	FINAL pH			
---	3	AG	40 ml	HCL	---	---	8260B	ESP	---
---	3	AG	40 ml	HCL	---	---	8011	↓	---

REMARKS:

MATERIAL CODES: **AG** = Amber Glass; **CG** = Clear Glass; **PE** = Polyethylene; **PP** = Polypropylene; **S** = Silicone; **T** = Teflon; **O** = Other (Specify)

SAMPLING EQUIPMENT CODES: **APP** = After Peristaltic Pump; **B** = Bailer; **BP** = Bladder Pump; **ESP** = Electric Submersible Pump; **RFPP** = Reverse Flow Peristaltic Pump; **SM** = Straw Method (Tubing Gravity Drain); **O** = Other (Specify)

STABILIZATION CRITERIA

pH: ± 0.2 units **Temperature:** ± 0.2 °C **Specific Conductance:** ± 5% **Dissolved Oxygen:** ± 0.2 mg/L or ± 10% **Turbidity:** ≤ 10 NTU or ± 10%

GROUNDWATER SAMPLING LOG

SITE NAME: Westside Quick Stop	SITE LOCATION: Greenville, SC	
WELL NO: MW-15i	SAMPLE ID: MW-15i	DATE: 10/11/21

PURGING DATA

WELL DIAMETER (inches): 2	Total Well Depth (feet): 61	WELL SCREEN INTERVAL DEPTH: 56 feet to 61 feet	STATIC DEPTH TO WATER (feet): 20.97	PURGE PUMP TYPE OR BAILER: ESP.

WELL VOLUME PURGE: 1 WELL VOLUME = (TOTAL WELL DEPTH – STATIC DEPTH TO WATER) X WELL CAPACITY
= (61 feet – 20.97 feet) X 0.16 gallons/foot = 6.40 gallons

TIME	VOLUME PURGED (gallons)	CUMUL. VOLUME PURGED (gallons)	TEMP. (°C)	pH (su)	COND. (µS)	DO (mg/L)	TURB IDITY (NTU)	COLOR	ODOR
0830	---	---	21.37	6.62	142	2.91	7	clr	N
0840	6	6	22.01	6.55	136	2.45	19.2	clr	N
0850	6	12	22.05	6.52	132	2.42	13.1	clr	N
0900	6	18	22.07	6.49	130	2.40	11.2	clr	N
0910	6	24	22.06	6.48	130	2.40	9.6	clr	N

WELL CAPACITY (Gallons Per Foot): **0.75"** = 0.02; **1"** = 0.04; **1.25"** = 0.06; **2"** = 0.16; **3"** = 0.37; **4"** = 0.65; **5"** = 1.02; **6"** = 1.47; **12"** = 5.88

SAMPLING DATA

SAMPLED BY (PRINT): J. Slagh	SAMPLER(S) SIGNATURE(S): JS	SAMPLING DATE: 10/11/21	SAMPLING TIME: 0910
PUMP OR TUBING DEPTH IN WELL (feet): 58	TUBING MATERIAL CODE: PE	FIELD-FILTERED: Y (N) Filtration Equipment Type:	FILTER SIZE:
DUPLICATE COLLECTED: Y (N)			

SAMPLE CONTAINER SPECIFICATION				SAMPLE PRESERVATION			INTENDED ANALYSIS AND/OR METHOD	SAMPLING EQUIPMENT CODE	SAMPLE PUMP FLOW RATE (ml/min)
SAMPLE ID CODE	# CONTAINERS	MATERIAL CODE	VOLUME	PRESERVATIVE USED	TOTAL VOL ADDED IN FIELD (mL)	FINAL pH			
---	3	AG	40 ml	HCL	---	---	8260B	ESP	---
---	3	AG	40 ml	HCL	---	---	8011	ESP	---

REMARKS:

MATERIAL CODES: **AG** = Amber Glass; **CG** = Clear Glass; **PE** = Polyethylene; **PP** = Polypropylene; **S** = Silicone; **T** = Teflon; **O** = Other (Specify)

SAMPLING EQUIPMENT CODES: **APP** = After Peristaltic Pump; **B** = Bailer; **BP** = Bladder Pump; **ESP** = Electric Submersible Pump; **RFPP** = Reverse Flow Peristaltic Pump; **SM** = Straw Method (Tubing Gravity Drain); **O** = Other (Specify)

STABILIZATION CRITERIA

pH: ± 0.2 units **Temperature:** ± 0.2 °C **Specific Conductance:** ± 5% **Dissolved Oxygen:** ± 0.2 mg/L or ± 10% **Turbidity:** ≤ 10 NTU or ± 10%

GROUNDWATER SAMPLING LOG

SITE NAME: Westside Quick Stop	SITE LOCATION: Greenville, SC	
WELL NO: MW-16i	SAMPLE ID: MW-16i	DATE: 10/11/21

PURGING DATA

WELL DIAMETER (inches): 2	Total Well Depth (feet): 65	WELL SCREEN INTERVAL DEPTH: 60 feet to 65 feet	STATIC DEPTH TO WATER (feet): 21.85	PURGE PUMP TYPE OR BAILER: GP

WELL VOLUME PURGE: 1 WELL VOLUME = (TOTAL WELL DEPTH – STATIC DEPTH TO WATER) X WELL CAPACITY
= (65 feet – 21.85 feet) X 0.16 gallons/foot = 6.90 gallons

TIME	VOLUME PURGED (gallons)	CUMUL VOLUME PURGED (gallons)	TEMP. (°C)	pH (su)	COND. (µS)	DO (mg/L)	TURB IDITY (NTU)	COLOR	ODOR
0935	---	---	21.38	6.47	134	2.61	16	clr	N
0945	7.0	7.0	21.99	6.32	132	2.43	45	clr	N
0955	7.0	14.0	21.97	6.30	131	2.39	19.1	clr	N
1005	7.0	21.0	21.96	6.30	131	2.37	9.6	clr	N

WELL CAPACITY (Gallons Per Foot): **0.75"** = 0.02; **1"** = 0.04; **1.25"** = 0.06; **2"** = 0.16; **3"** = 0.37; **4"** = 0.65; **5"** = 1.02; **6"** = 1.47; **12"** = 5.88

SAMPLING DATA

SAMPLED BY (PRINT): J. Slagh	SAMPLER(S) SIGNATURE(S): JS	SAMPLING DATE: 10/11/21	SAMPLING TIME: 1025
PUMP OR TUBING DEPTH IN WELL (feet): 62	TUBING MATERIAL CODE: PE	FIELD-FILTERED: Y (N) Filtration Equipment Type:	FILTER SIZE:
DUPLICATE COLLECTED: Y (N)			

SAMPLE CONTAINER SPECIFICATION				SAMPLE PRESERVATION			INTENDED ANALYSIS AND/OR METHOD	SAMPLING EQUIPMENT CODE	SAMPLE PUMP FLOW RATE (ml/min)
SAMPLE ID CODE	# CONTAINERS	MATERIAL CODE	VOLUME	PRESERVATIVE USED	TOTAL VOL ADDED IN FIELD (mL)	FINAL pH			
---	3	AG	40 ml	HCL	---	---	8260B	ESO	---
---	3	AG	40 ml	HCL	---	---	8011	ESP	---

REMARKS:

MATERIAL CODES: **AG** = Amber Glass; **CG** = Clear Glass; **PE** = Polyethylene; **PP** = Polypropylene; **S** = Silicone; **T** = Teflon; **O** = Other (Specify)

SAMPLING EQUIPMENT CODES: **APP** = After Peristaltic Pump; **B** = Bailer; **BP** = Bladder Pump; **ESP** = Electric Submersible Pump; **RFPP** = Reverse Flow Peristaltic Pump; **SM** = Straw Method (Tubing Gravity Drain); **O** = Other (Specify)

STABILIZATION CRITERIA

pH: ± 0.2 units **Temperature:** ± 0.2 °C **Specific Conductance:** ± 5% **Dissolved Oxygen:** ± 0.2 mg/L or ± 10% **Turbidity:** ≤ 10 NTU or ± 10%

GROUNDWATER SAMPLING LOG

SITE NAME: Westside Quick Stop	SITE LOCATION: Greenville, SC	
WELL NO: MW-19i	SAMPLE ID: MW-19i	DATE: 10/11/21

PURGING DATA

WELL DIAMETER (inches): 2	Total Well Depth (feet): 70	WELL SCREEN INTERVAL DEPTH: 65 feet to 70 feet	STATIC DEPTH TO WATER (feet): 29.86	PURGE PUMP TYPE OR BAILER: ESP

WELL VOLUME PURGE: 1 WELL VOLUME = (TOTAL WELL DEPTH – STATIC DEPTH TO WATER) X WELL CAPACITY
= (70 feet – 29.86 feet) X 0.16 gallons/foot = 6.42 gallons

TIME	VOLUME PURGED (gallons)	CUMUL. VOLUME PURGED (gallons)	TEMP. (°C)	pH (su)	COND. (µS)	DO (mg/L)	TURB IDITY (NTU)	COLOR	ODOR
1340	---	---	21.38	6.47	142	2.81	8.6	clr	N
1350	7	7	21.72	6.38	132	2.76	32	clr	N
1400	7	14	21.75	6.34	130	2.72	14.6	clr	N
1410	7	21	21.77	6.36	130	2.70	8.3	clr	N

WELL CAPACITY (Gallons Per Foot): **0.75"** = 0.02; **1"** = 0.04; **1.25"** = 0.06; **2"** = 0.16; **3"** = 0.37; **4"** = 0.65; **5"** = 1.02; **6"** = 1.47; **12"** = 5.88

SAMPLING DATA

SAMPLED BY (PRINT): J. Slagh	SAMPLER(S) SIGNATURE(S): JS	SAMPLING DATE: 10/11/21	SAMPLING TIME: 1410
PUMP OR TUBING DEPTH IN WELL (feet): 67'	TUBING MATERIAL CODE: PE	FIELD-FILTERED: Y (N) Filtration Equipment Type:	FILTER SIZE:
DUPLICATE COLLECTED: Y (N)			

SAMPLE CONTAINER SPECIFICATION				SAMPLE PRESERVATION			INTENDED ANALYSIS AND/OR METHOD	SAMPLING EQUIPMENT CODE	SAMPLE PUMP FLOW RATE (ml/min)
SAMPLE ID CODE	# CONTAINERS	MATERIAL CODE	VOLUME	PRESERVATIVE USED	TOTAL VOL ADDED IN FIELD (mL)	FINAL pH			
---	3	AG	40 ml	HCL	---	---	8260B	ESO	---
---	3	AG	40 ml	HCL	---	---	8011	↓	---

REMARKS:

MATERIAL CODES: **AG** = Amber Glass; **CG** = Clear Glass; **PE** = Polyethylene; **PP** = Polypropylene; **S** = Silicone; **T** = Teflon; **O** = Other (Specify)

SAMPLING EQUIPMENT CODES: **APP** = After Peristaltic Pump; **B** = Bailer; **BP** = Bladder Pump; **ESP** = Electric Submersible Pump; **RFPP** = Reverse Flow Peristaltic Pump; **SM** = Straw Method (Tubing Gravity Drain); **O** = Other (Specify)

STABILIZATION CRITERIA

pH: ± 0.2 units **Temperature:** ± 0.2 °C **Specific Conductance:** ± 5% **Dissolved Oxygen:** ± 0.2 mg/L or ± 10% **Turbidity:** ≤ 10 NTU or ± 10%

WESTSIDE QUICK STOP – UST PERMIT #12430

APPENDIX C

Pace Analytical Services, LLC
9800 Kincey Ave. Suite 100
Huntersville, NC 28078
(704)875-9092

October 25, 2021

Trever Slack
Petra-Tech Environmental, LLC
2435 E. North Street
Suite 1108-202
Greenville, SC 29615

RE: Project: WESTSIDE QUICK STOP J21-977-B
Pace Project No.: 92562266

Dear Trever Slack:

Enclosed are the analytical results for sample(s) received by the laboratory on September 17, 2021. The results relate only to the samples included in this report. Results reported herein conform to the applicable TNI/NELAC Standards and the laboratory's Quality Manual, where applicable, unless otherwise noted in the body of the report.

The test results provided in this final report were generated by each of the following laboratories within the Pace Network:

If you have any questions concerning this report, please feel free to contact me.

Sincerely,

Lindsey N Wooten
lindsey.wooten@pacelabs.com
(704)875-9092
Project Manager

Enclosures

This report shall not be reproduced, except in full,
without the written consent of Pace Analytical Services, LLC.

Pace Analytical Services, LLC
9800 Kincey Ave. Suite 100
Huntersville, NC 28078
(704)875-9092

SAMPLE SUMMARY

Project: WESTSIDE QUICK STOP J21-977-B
Pace Project No.: 92562266

Lab ID	Sample ID	Matrix	Date Collected	Date Received
92562266001	MW17	Water	09/15/21 08:55	09/17/21 11:05
92562266002	MW17I	Water	09/15/21 08:20	09/17/21 11:05
92562266003	MW14	Water	09/15/21 09:55	09/17/21 11:05
92562266004	MW14I	Water	09/15/21 09:30	09/17/21 11:05
92562266005	MW06	Water	09/15/21 10:30	09/17/21 11:05
92562266006	MW05	Water	09/15/21 11:00	09/17/21 11:05
92562266007	MW15	Water	09/15/21 13:05	09/17/21 11:05
92562266008	MW15I	Water	09/15/21 12:35	09/17/21 11:05
92562266009	MW16	Water	09/15/21 12:05	09/17/21 11:05
92562266010	MW16I	Water	09/15/21 11:35	09/17/21 11:05
92562266011	MW07	Water	09/15/21 15:15	09/17/21 11:05
92562266012	MW28	Water	09/15/21 14:45	09/17/21 11:05
92562266013	MW08	Water	09/15/21 14:10	09/17/21 11:05
92562266014	MW09	Water	09/15/21 13:40	09/17/21 11:05
92562266015	MW11	Water	09/15/21 15:50	09/17/21 11:05
92562266016	MW10	Water	09/15/21 16:35	09/17/21 11:05
92562266017	MW27	Water	09/15/21 17:05	09/17/21 11:05
92562266018	MW03	Water	09/15/21 17:35	09/17/21 11:05
92562266019	MW23	Water	09/15/21 18:40	09/17/21 11:05
92562266020	MW23I	Water	09/15/21 18:10	09/17/21 11:05
92562266021	MW19	Water	09/15/21 19:50	09/17/21 11:05
92562266022	MW19I	Water	09/15/21 19:15	09/17/21 11:05
92562266023	MW20	Water	09/15/21 20:20	09/17/21 11:05
92562266024	MW22	Water	09/16/21 20:20	09/17/21 11:05
92562266025	MW22I	Water	09/16/21 08:25	09/17/21 11:05
92562266026	MW26	Water	09/16/21 10:00	09/17/21 11:05
92562266027	MW26I	Water	09/16/21 09:30	09/17/21 11:05
92562266028	MW204	Water	09/16/21 11:10	09/17/21 11:05
92562266029	MW04I	Water	09/16/21 10:40	09/17/21 11:05
92562266030	MWXR	Water	09/16/21 11:45	09/17/21 11:05
92562266031	MW25	Water	09/16/21 12:15	09/17/21 11:05
92562266032	MWX	Water	09/16/21 12:40	09/17/21 11:05
92562266033	MW12	Water	09/16/21 13:45	09/17/21 11:05
92562266034	MW12I	Water	09/16/21 13:15	09/17/21 11:05
92562266035	MW02	Water	09/16/21 14:25	09/17/21 11:05
92562266036	RW03	Water	09/16/21 15:05	09/17/21 11:05
92562266037	RW02	Water	09/16/21 16:15	09/17/21 11:05

REPORT OF LABORATORY ANALYSIS

This report shall not be reproduced, except in full,
without the written consent of Pace Analytical Services, LLC.

Pace Analytical Services, LLC
9800 Kincey Ave. Suite 100
Huntersville, NC 28078
(704)875-9092

SAMPLE SUMMARY

Project: WESTSIDE QUICK STOP J21-977-B
Pace Project No.: 92562266

Lab ID	Sample ID	Matrix	Date Collected	Date Received
92562266038	**RW01**	Water	09/16/21 17:20	09/17/21 11:05
92562266039	**MW21**	Water	09/16/21 15:40	09/17/21 11:05
92562266040	**MW24**	Water	09/16/21 16:45	09/17/21 11:05
92562266041	**DUP A**	Water	09/15/21 20:25	09/17/21 11:05
92562266042	**DUP B**	Water	09/16/21 13:50	09/17/21 11:05
92562266043	**DUP C**	Water	09/16/21 14:30	09/17/21 11:05
92562266044	**FB1**	Water	09/15/21 10:45	09/17/21 11:05
92562266045	**FB2**	Water	09/16/21 11:00	09/17/21 11:05
92562266046	**EB1**	Water	09/15/21 11:45	09/17/21 11:05
92562266047	**EB2**	Water	09/16/21 10:05	09/17/21 11:05
92562266048	**TRIP BLANK 1**	Water	09/16/21 00:00	09/17/21 11:05
92562266049	**TRIP BLANK 2**	Water	09/16/21 00:00	09/17/21 11:05
92562266050	**TRIP BLANK 3**	Water	09/16/21 00:00	09/17/21 11:05

This report shall not be reproduced, except in full,
without the written consent of Pace Analytical Services, LLC.

Pace Analytical
www.pacelabs.com

CHAIN-OF-CUSTODY / Analytical Request Document

The Chain-of-Custody is a LEGAL DOCUMENT. All relevant fields must be completed accurately.

WO# : 92562266

92562266

Section A **Required** Client Information:		Section B **Required** Project Information:		Section C Invoice Information:	
Company:	Petra-Tech Environmental, LLC	Report To:		Attention:	
Address:	2435 East North Street, STE 1108-202	Copy To:		Company Name:	
	Greenville, South Carolina 29615			Address:	
Email To:	tslack@petratechenv.com	Purchase Order No.:		Pace Quote Reference:	
Phone:	Fax:	Project Name:	Westside Quick Stop	Pace Project Manager:	
Requested Due Date/TAT:		Project Number:	J21-977-B	Pace Profile #:	

☐ NPDES ☐ GROUND WATER ☐ DRINKING WATER
☑ UST ☐ RCRA ☐ OTHER _____

Site Location STATE: SC

Section D **Required** Client Information

SAMPLE ID
(A-Z, 0-9 / ,-)
Sample IDs MUST BE UNIQUE

Valid Matrix Codes

MATRIX	CODE
DRINKING WATER	DW
WATER	WT
WASTE WATER	WW
PRODUCT	P
SOIL/SOLID	SL
OIL	OL
WIPE	WP
AIR	AR
OTHER	OT
TISSUE	TS

ITEM #	SAMPLE ID	MATRIX CODE (see valid codes to left)	SAMPLE TYPE (G=GRAB C=COMP)	COLLECTED COMPOSITE START DATE	COLLECTED COMPOSITE START TIME	COLLECTED COMPOSITE END/GRAB DATE	COLLECTED COMPOSITE END/GRAB TIME	SAMPLE TEMP AT COLLECTION	# OF CONTAINERS	Preservatives: Unpreserved	H_2SO_4	HNO_3	HCl	NaOH	$Na_2S_2O_3$	Methanol	Other	Analysis Test Y/N	8260 btexmen 1,2dca 8ox	8011 EDB	Residual Chlorine (Y/N)	Pace Project No./ Lab I.D.
1	MW17	WT	G			09/15/21	0855		5				5						X	X		001
2	MW17I	WT	G			09/15/21	0820		5				5						X	X		002
3	MW14	WT	G			09/15/21	0955		5				5						X	X		003
4	MW14I	WT	G			09/15/21	0930		5				5						X	X		004
5	MW06	WT	G			09/15/21	1030		5				5						X	X		005
6	MW05	WT	G			09/15/21	1100		5				5						X	X		006
7	MW15	WT	G			09/15/21	1305		5				5						X	X		007
8	MW15I	WT	G			09/15/21	1235		5				5						X	X		008
9	MW16	WT	G			09/15/21	1205		5				5						X	X		009
10	MW16I	WT	G			09/15/21	1135		5				5						X	X		010
11	MW07	WT	G			09/15/21	1515		5				5						X	X		011
12	MW28	WT	G			09/15/21	1445		5				5						X	X		012

ADDITIONAL COMMENTS	RELINQUISHED BY / AFFILIATION	DATE	TIME	ACCEPTED BY / AFFILIATION	DATE	TIME	SAMPLE CONDITIONS			
				Pace	9.17.21	1105				
	Pace	9.17.21	1400	Y Perkins / Pace AR	9/17/21	1400				
	Y Perkins / Pace AR	9/17/21	2100	Pace	~~9/18/21~~ 9/18/21	10:00	0.1-3.4	Y	N	Y

SAMPLER NAME AND SIGNATURE

PRINT Name of SAMPLER: Jimmy Slagh

SIGNATURE of SAMPLER:

DATE Signed (MM/DD/YY): 9/16/21

Temp in °C | Received on Ice (Y/N) | Custody Sealed Cooler (Y/N) | Samples Intact (Y/N)

*Important Note: By signing this form you are accepting Pace's NET 30 day payment terms and agreeing to late charges of 1.5% per month for any invoices not paid within 30 days.

Pace Analytical
www.pacelabs.com

CHAIN-OF-CUSTODY / Analytical Request Document

The Chain-of-Custody is a LEGAL DOCUMENT. All relevant fields must be completed accurately.

Section A Required Client Information:

Company:	Petra-Tech Environmental, LLC
Address:	2435 East North Street, STE 1108-202
	Greenville, South Carolina 29615
Email To:	tslack@petratechenv.com
Phone:	Fax:
Requested Due Date/TAT:	

Section B Required Project Information:

Report To:	
Copy To:	
Purchase Order No.:	
Project Name:	Westside Quick Stop
Project Number:	J21-977-B

Section C Invoice Information:

Attention:	
Company Name:	
Address:	
Pace Quote Reference:	
Pace Project Manager:	
Pace Profile #:	

REGULATORY AGENCY

☐ NPDES ☐ GROUND WATER ☐ DRINKING WATER
☑ UST ☐ RCRA ☐ OTHER _____

Site Location STATE: SC

Section D Required Client Information

SAMPLE ID
(A-Z, 0-9 / ,-)
Sample IDs MUST BE UNIQUE

Valid Matrix Codes

MATRIX	CODE
DRINKING WATER	DW
WATER	WT
WASTE WATER	WW
PRODUCT	P
SOIL/SOLID	SL
OIL	OL
WIPE	WP
AIR	AR
OTHER	OT
TISSUE	TS

ITEM #	SAMPLE ID	MATRIX CODE (see valid codes to left)	SAMPLE TYPE (G=GRAB C=COMP)	COLLECTED COMPOSITE START DATE	COLLECTED COMPOSITE START TIME	COLLECTED COMPOSITE END/GRAB DATE	COLLECTED COMPOSITE END/GRAB TIME	SAMPLE TEMP AT COLLECTION	# OF CONTAINERS	Preservatives: Unpreserved	H_2SO_4	HNO_3	HCl	NaOH	$Na_2S_2O_3$	Methanol	Other	Analysis Test Y/N: 8260 btexmen 1,2dca 8ox	8011 EDB	Residual Chlorine (Y/N)	Pace Project No./ Lab I.D. 9756266
1	MW08	WT	G			09/15/21	1410		5				5					X	X		013
2	MW09	WT	G			09/15/21	1340		5				5					X	X		014
3	MW11	WT	G			09/15/21	1550		5				5					X	X		015
4	MW10	WT	G			09/15/21	1635		5				5					X	X		016
5	MW27	WT	G			09/15/21	1705		5				5					X	X		017
6	MW03	WT	G			09/15/21	1735		5				5					X	X		018
7	MW23	WT	G			09/15/21	1840		5				5					X	X		019
8	MW23I	WT	G			09/15/21	1810		5				5					X	X		020
9	MW19	WT	G			09/15/21	1950		5				5					X	X		021
10	MW19I	WT	G			09/15/21	1915		5				5					X	X		022
11	MW20	WT	G			09/15/21	2020		5				5					X	X		023
12	MW22	WT	G			09/16/21	0900		5				5					X	X		024

ADDITIONAL COMMENTS	RELINQUISHED BY / AFFILIATION	DATE	TIME	ACCEPTED BY / AFFILIATION	DATE	TIME	SAMPLE CONDITIONS
				Pace	9.17.21	1105	
	Pace	9.17.21	1400	M Perkins/Pace ANL	9/17/21	1400	
	M Perkins/Pace ANL	9/17/21	2100	Pace	9/18/21	10:00	0.1-3.4 Y N Y

SAMPLER NAME AND SIGNATURE

PRINT Name of SAMPLER: Jimmy Slagh

SIGNATURE of SAMPLER: [signature] DATE Signed (MM/DD/YY): 9/16/21

Temp in °C	Received on Ice (Y/N)	Custody Sealed Cooler (Y/N)	Samples Intact (Y/N)
0.1-3.4	Y	N	Y

*Important Note: By signing this form you are accepting Pace's NET 30 day payment terms and agreeing to late charges of 1.5% per month for any invoices not paid within 30 days.

Pace Analytical™
www.pacelabs.com

CHAIN-OF-CUSTODY / Analytical Request Document

The Chain-of-Custody is a LEGAL DOCUMENT. All relevant fields must be completed accurately.

Page: 3 of 5

Section A Required Client Information:

Company:	Petra-Tech Environmental, LLC
Address:	2435 East North Street, STE 1108-202
	Greenville, South Carolina 29615
Email To:	tslack@petratechenv.com
Phone:	Fax:
Requested Due Date/TAT:	

Section B Required Project Information:

Report To:	
Copy To:	
Purchase Order No.:	
Project Name:	Westside Quick Stop
Project Number:	J21-977-B

Section C Invoice Information:

Attention:	
Company Name:	
Address:	
Pace Quote Reference:	
Pace Project Manager:	
Pace Profile #:	

REGULATORY AGENCY

☐ NPDES ☐ GROUND WATER ☐ DRINKING WATER
☑ UST ☐ RCRA ☐ OTHER _____

Site Location STATE: SC

Section D Required Client Information

Valid Matrix Codes

MATRIX	CODE
DRINKING WATER	DW
WATER	WT
WASTE WATER	WW
PRODUCT	P
SOIL/SOLID	SL
OIL	OL
WIPE	WP
AIR	AR
OTHER	OT
TISSUE	TS

SAMPLE ID (A-Z, 0-9 / ,-) Sample IDs MUST BE UNIQUE

Requested Analysis Filtered (Y/N)

ITEM #	SAMPLE ID	MATRIX CODE (see valid codes to left)	SAMPLE TYPE (G=GRAB C=COMP)	COLLECTED COMPOSITE START DATE	COLLECTED COMPOSITE START TIME	COLLECTED COMPOSITE END/GRAB DATE	COLLECTED COMPOSITE END/GRAB TIME	SAMPLE TEMP AT COLLECTION	# OF CONTAINERS	Preservatives: Unpreserved	H_2SO_4	HNO_3	HCl	NaOH	$Na_2S_2O_3$	Methanol	Other	Analysis Test (Y/N)	8260 btexmen 1,2dca 8ox	8011 EDB	Residual Chlorine (Y/N)	Pace Project No./ Lab I.D. 9756 2266
1	MW22I	WT	G			09/16/21	0825		5				5						X	X		025
2	MW26	WT	G			09/16/21	1000		5				5						X	X		026
3	MW26I	WT	G			09/16/21	0930		5				5						X	X		027
4	MW04	WT	G			09/16/21	1110		5				5						X	X		028
5	MW04I	WT	G			09/16/21	1040		5				5						X	X		029
6	MWXR	WT	G			09/16/21	1145		5				5						X	X		030
7	MW25	WT	G			09/16/21	1215		5				5						X	X		031
8	MWXR	WT	G			09/16/21	1240		5				5						X	X		032
9	MW12	WT	G			09/16/21	1345		5				5						X	X		033
10	MW12I	WT	G			09/16/21	1315		5				5						X	X		034
11	MW02	WT	G			09/16/21	1425		5				5						X	X		035
12	RW03	WT	G			09/16/21	1505		5				5						X	X		036

ADDITIONAL COMMENTS	RELINQUISHED BY / AFFILIATION	DATE	TIME	ACCEPTED BY / AFFILIATION	DATE	TIME	SAMPLE CONDITIONS: Temp in °C	Received on Ice (Y/N)	Custody Sealed Cooler (Y/N)	Samples Intact (Y/N)
	[signature]			[signature] / Pace	9.17.21	1105				
	[signature] / Pace	9.17.21	1400	[signature] / Pace AR	9/17/21	1400				
	[signature] / Pace AR	9/17/21	2100	[signature] Pace	9/18/21	10:00	0.1-3.4	Y	N	Y

SAMPLER NAME AND SIGNATURE

PRINT Name of SAMPLER: Jimmy Slagh

SIGNATURE of SAMPLER: [signature]

DATE Signed (MM/DD/YY): 9/16/21

*Important Note: By signing this form you are accepting Pace's NET 30 day payment terms and agreeing to late charges of 1.5% per month for any invoices not paid within 30 days.

F-ALL-Q-020rev.08, 12-Oct-2007

Pace Analytical
www.pacelabs.com

CHAIN-OF-CUSTODY / Analytical Request Document

The Chain-of-Custody is a LEGAL DOCUMENT. All relevant fields must be completed accurately.

Section A Required Client Information:

Company:	Petra-Tech Environmental, LLC
Address:	2435 East North Street, STE 1108-202
	Greenville, South Carolina 29615
Email To:	tslack@petratechenv.com
Phone:	Fax:
Requested Due Date/TAT:	

Section B Required Project Information:

Report To:	
Copy To:	
Purchase Order No.:	
Project Name:	Westside Quick Stop
Project Number:	J21-977-B

Section C Invoice Information:

Attention:	
Company Name:	
Address:	
Pace Quote Reference:	
Pace Project Manager:	
Pace Profile #:	

REGULATORY AGENCY

☐ NPDES ☐ GROUND WATER ☐ DRINKING WATER
☑ UST ☐ RCRA ☐ OTHER _____

Site Location STATE: SC

Section D Required Client Information

SAMPLE ID
(A-Z, 0-9 / ,-)
Sample IDs MUST BE UNIQUE

Valid Matrix Codes

MATRIX	CODE
DRINKING WATER	DW
WATER	WT
WASTE WATER	WW
PRODUCT	P
SOIL/SOLID	SL
OIL	OL
WIPE	WP
AIR	AR
OTHER	OT
TISSUE	TS

Requested Analysis Filtered (Y/N)

ITEM #	SAMPLE ID	MATRIX CODE (see valid codes to left)	SAMPLE TYPE (G=GRAB C=COMP)	COLLECTED: COMPOSITE START DATE	COMPOSITE START TIME	COMPOSITE END/GRAB DATE	COMPOSITE END/GRAB TIME	SAMPLE TEMP AT COLLECTION	# OF CONTAINERS	Preservatives: Unpreserved	H_2SO_4	HNO_3	HCl	NaOH	$Na_2S_2O_3$	Methanol	Other	Analysis Test Y/N	8260 btexmen 1,2dca 8ox	8011 EDB	Residual Chlorine (Y/N)	Pace Project No./ Lab I.D. 92756266
1	RW02	WT	G			09/16/21	1615		5				5						X	X		037
2	RW01	WT	G			09/16/21	1720		5				5						X	X		038
3	MW21	WT	G			09/16/21	1540		5				5						X	X		039
4	MW24	WT	G			09/16/21	1645		5				5						X	X		040
5	DUP A	WT	G			09/15/21	2025		5				5						X	X		041
6	DUP B	WT	G			09/16/21	1350		5				5						X	X		042
7	DUP C	WT	G			09/16/21	1430		5				5						X	X		043
8	FB1	WT	G			09/15/21	1045		5				5						X	X		044
9	FB2	WT	G			09/16/21	1100		5				5						X	X		045
10	EB1	WT	G			09/15/21	1145		5				5						X	X		046
11	EB2	WT	G			09/16/21	1005		5				5						X	X		047
12	Trip Blank	WT	G			---	---		2				2						X			048

ADDITIONAL COMMENTS	RELINQUISHED BY / AFFILIATION	DATE	TIME	ACCEPTED BY / AFFILIATION	DATE	TIME	SAMPLE CONDITIONS
				C. Pace	9.17.21	1105	
	C. Pace	9.17.21	1400	J Perkins / Pace AVL	9/17/21	1400	
	J Perkins / Pace AVL	9/17/21	2100		9/18/21	10:00	3.4 Y N Y

SAMPLER NAME AND SIGNATURE

PRINT Name of SAMPLER: Jimmy Slagh

SIGNATURE of SAMPLER: [signature] DATE Signed (MM/DD/YY): 9/16/21

Temp in °C | Received on Ice (Y/N) | Custody Sealed Cooler (Y/N) | Samples Intact (Y/N)

*Important Note: By signing this form you are accepting Pace's NET 30 day payment terms and agreeing to late charges of 1.5% per month for any invoices not paid within 30 days.

Pace Analytical
www.pacelabs.com

CHAIN-OF-CUSTODY / Analytical Request Document

The Chain-of-Custody is a LEGAL DOCUMENT. All relevant fields must be completed accurately.

Section A — **Required** Client Information:

Company:	Petra-Tech Environmental, LLC
Address:	2435 East North Street, STE 1108-202
	Greenville, South Carolina 29615
Email To:	tslack@petratechenv.com
Phone:	Fax:
Requested Due Date/TAT:	

Section B — **Required** Project Information:

Report To:	
Copy To:	
Purchase Order No.:	
Project Name:	Westside Quick Stop
Project Number:	J21-977-B

Section C — Invoice Information:

Attention:	
Company Name:	
Address:	
Pace Quote Reference:	
Pace Project Manager:	
Pace Profile #:	

REGULATORY AGENCY

☐ NPDES ☐ GROUND WATER ☐ DRINKING WATER
☑ UST ☐ RCRA ☐ OTHER _____

Site Location STATE: SC

Section D — **Required** Client Information

SAMPLE ID
(A-Z, 0-9 / ,-)
Sample IDs MUST BE UNIQUE

Valid Matrix Codes

MATRIX	CODE
DRINKING WATER	DW
WATER	WT
WASTE WATER	WW
PRODUCT	P
SOIL/SOLID	SL
OIL	OL
WIPE	WP
AIR	AR
OTHER	OT
TISSUE	TS

ITEM #	Sample ID	MATRIX CODE (see valid codes to left)	SAMPLE TYPE (G=GRAB C=COMP)	COLLECTED COMPOSITE START DATE	COLLECTED COMPOSITE START TIME	COLLECTED COMPOSITE END/GRAB DATE	COLLECTED COMPOSITE END/GRAB TIME	SAMPLE TEMP AT COLLECTION	# OF CONTAINERS	Preservatives: Unpreserved	H_2SO_4	HNO_3	HCl	NaOH	$Na_2S_2O_3$	Methanol	Other	Analysis Test Y/N	8260 btexmen 1,2dca 8ox	8011 EDB	Residual Chlorine (Y/N)	Pace Project No./ Lab I.D. 92567766
1	Trip Blank	WT	G			---	---		2				2						X			049
2	Trip Blank	WT	G			---	---		2				2						X			050
3																						
4																						
5																						
6																						
7																						
8																						
9																						
10																						
11																						
12																						

ADDITIONAL COMMENTS	RELINQUISHED BY / AFFILIATION	DATE	TIME	ACCEPTED BY / AFFILIATION	DATE	TIME	SAMPLE CONDITIONS			
				CDC Pace	9.17.21	1105				
	Pace	9.17.21	1200	JP Perkins / Pace AVL	9/17/21	1400				
	JP Perkins / Pace AVL	9/17/21	2100	[illegible] Pace	9/18/21	10:00	0.1-3.4	Y	N	Y

SAMPLER NAME AND SIGNATURE

PRINT Name of SAMPLER: Jimmy Slagh

SIGNATURE of SAMPLER: [signature] DATE Signed (MM/DD/YY): 9/16/21

Temp in °C | Received on Ice (Y/N) | Custody Sealed Cooler (Y/N) | Samples Intact (Y/N)

*Important Note: By signing this form you are accepting Pace's NET 30 day payment terms and agreeing to late charges of 1.5% per month for any invoices not paid within 30 days.

Pace Analytical	Document Name: Sample Condition Upon Receipt(SCUR)	Document Revised: October 28, 2020 Page 1 of 2
	Document No.: F-CAR-CS-033-Rev.07	Issuing Authority: Pace Carolinas Quality Office

Laboratory receiving samples:
Asheville ☐ Eden ☐ Greenwood ☐ Huntersville ☑ Raleigh ☐ Mechanicsville ☐ Atlanta ☐ Kernersville ☐

Sample Condition Upon Receipt

Client Name: Petra Tech

Project WO#: 92562266
PM: LNW Due Date: 09/24/21
CLIENT: 92-Petra-Tec

Courier: ☐ Fed Ex ☐ UPS ☐ USPS ☐ Client ☐ Commercial ☑ Pace ☐ Other:____

Custody Seal Present? ☐ Yes ☑ No **Seals Intact?** ☐ Yes ☐ No

Date/Initials Person Examining Contents: AM 9/21/21

Packing Material: ☐ Bubble Wrap ☑ Bubble Bags ☐ None ☐ Other

Biological Tissue Frozen? ☐ Yes ☐ No ☑ N/A

Thermometer: ☑ IR Gun ID: AM 92T064 0.1-3.4 ☑ Wet ☐ Blue ☐ None

Type of Ice:

Cooler Temp: 0.1-3.4 **Correction Factor:** Add/Subtract (°C) 0

Cooler Temp Corrected (°C): 0.1-3.4

Temp should be above freezing to 6°C
☐ Samples out of temp criteria. Samples on ice, cooling process has begun

USDA Regulated Soil (☐ N/A, water sample)
Did samples originate in a quarantine zone within the United States: CA, NY, or SC (check maps)? ☐ Yes ☐ No

Did samples originate from a foreign source (Internationally, including Hawaii and Puerto Rico)? ☐ Yes ☐ No

				Comments/Discrepancy:
Chain of Custody Present?	☑ Yes	☐ No	☐ N/A	1.
Samples Arrived within Hold Time?	☑ Yes	☐ No	☐ N/A	2.
Short Hold Time Analysis (<72 hr.)?	☐ Yes	☑ No	☐ N/A	3.
Rush Turn Around Time Requested?	☐ Yes	☑ No	☐ N/A	4.
Sufficient Volume?	☑ Yes	☐ No	☐ N/A	5.
Correct Containers Used?	☑ Yes	☐ No	☐ N/A	6.
-Pace Containers Used?	☑ Yes	☐ No	☐ N/A	
Containers Intact?	☑ Yes	☐ No	☐ N/A	7.
Dissolved analysis: Samples Field Filtered?	☐ Yes	☐ No	☑ N/A	8.
Sample Labels Match COC?	☑ Yes	☑ No	☐ N/A	9. 2 IDs on COC say MWXR. MWXR @12:40 Vials say MWX
-Includes Date/Time/ID/Analysis Matrix: WT	AM 9/21			
Headspace in VOA Vials (>5-6mm)?	☐ Yes	☑ No	☐ N/A	10.
Trip Blank Present?	☑ Yes	☐ No	☐ N/A	11.
Trip Blank Custody Seals Present?	☑ Yes	☐ No	☐ N/A	

COMMENTS/SAMPLE DISCREPANCY

Field Data Required? ☐ Yes ☐ No

Lot ID of split containers:

CLIENT NOTIFICATION/RESOLUTION

Person contacted: _____ Date/Time: _____

Project Manager SCURF Review: _____ **Date:** _____

Project Manager SRF Review: _____ **Date:** _____

***Check mark top half of box if pH and/or dechlorination is verified and within the acceptance range for preservation samples.**

Exceptions: VOA, Coliform, TOC, Oil and Grease, DRO/8015 (water) DOC, LLHg

****Bottom half of box is to list number of bottles**

Project #

Item#	BP4U-125 mL Plastic Unpreserved (N/A) (Cl-)	BP3U-250 mL Plastic Unpreserved (N/A)	BP2U-500 mL Plastic Unpreserved (N/A)	BP1U-1 liter Plastic Unpreserved (N/A)	BP4S-125 mL Plastic H2SO4 (pH < 2) (Cl-)	BP3N-250 mL plastic HNO3 (pH < 2)	BP4Z-125 mL Plastic ZN Acetate & NaOH (>9)	BP4C-125 mL Plastic NaOH (pH > 12) (Cl-)	WGFU-Wide-mouthed Glass jar Unpreserved	AG1U-1 liter Amber Unpreserved (N/A) (Cl-)	AG1H-1 liter Amber HCl (pH < 2)	AG3U-250 mL Amber Unpreserved (N/A) (Cl-)	AG1S-1 liter Amber H2SO4 (pH < 2)	AG3S-250 mL Amber H2SO4 (pH < 2)	AG3A(DG3A)-250 mL Amber NH4Cl (N/A)(Cl-)	DG9H-40 mL VOA HCl (N/A)	VG9T-40 mL VOA Na2S2O3 (N/A)	VG9U-40 mL VOA Unp (N/A)	DG9P-40 mL VOA H3PO4 (N/A)	VOAK (6 vials per kit)-5035 kit (N/A)	V/GK (3 vials per kit)-VPH/Gas kit (N/A)	SP5T-125 mL Sterile Plastic (N/A – lab)	SP2T-250 mL Sterile Plastic (N/A – lab)		BP3A-250 mL Plastic (NH2)2SO4 (9.3-9.7)	AG0U-100 mL Amber Unpreserved vials (N/A)	VSGU-20 mL Scintillation vials (N/A)	DG9U-40 mL Amber Unpreserved vials (N/A)
1																5													
2																5													
3																5													
4																5													
5																5													
6																5													
7																5													
8																5													
9																5													
10																5													
11																5													
12																5													

pH Adjustment Log for Preserved Samples

Sample ID	Type of Preservative	pH upon receipt	Date preservation adjusted	Time preservation adjusted	Amount of Preservative added	Lot #

Note: Whenever there is a discrepancy affecting North Carolina compliance samples, a copy of this form will be sent to the North Carolina DEHNR Certification Office (i.e. Out of hold, incorrect preservative, out of temp, incorrect containers.

***Check mark top half of box if pH and/or dechlorination is verified and within the acceptance range for preservation samples.**

Exceptions: VOA, Coliform, TOC, Oil and Grease, DRO/8015 (water) DOC, LLHg

****Bottom half of box is to list number of bottles**

Project #

Item#	BP4U-125 mL Plastic Unpreserved (N/A) (Cl-)	BP3U-250 mL Plastic Unpreserved (N/A)	BP2U-500 mL Plastic Unpreserved (N/A)	BP1U-1 liter Plastid Unpreserved (N/A)	BP4S-125 mL Plastic H2SO4 (pH < 2) (Cl-)	BP3N-250 mL plastic HNO3 (pH < 2)	BP4Z-125 mL Plastic ZN Acetate & NaOH (>9)	BP4C-125 mL Plastic NaOH (pH > 12) (Cl-)	WGFU-Wide-mouthed Glass jar Unpreserved	AG1U-1 liter Amber Unpreserved (N/A) (Cl-)	AG1H-1 liter Amber HCl (pH < 2)	AG3U-250 mL Amber Unpreserved (N/A) (Cl-)	AG1S-1 liter Amber H2SO4 (pH < 2)	AG3S-250 mL Amber H2SO4 (pH < 2)	AG3A(DG3A)-250 mL Amber NH4Cl (N/A)(Cl-)	DG9H-40 mL VOA HCl (N/A)	VG9T-40 mL VOA Na2S2O3 (N/A)	VG9U-40 mL VOA Unp (N/A)	DG9P-40 mL VOA H3PO4 (N/A)	VOAK (6 vials per kit)-5035 kit (N/A)	V/GK (3 vials per kit)-VPH/Gas kit (N/A)	SP5T-125 mL Sterile Plastic (N/A – lab)	SP2T-250 mL Sterile Plastic (N/A – lab)		BP3A-250 mL Plastic (NH2)2SO4 (9.3-9.7)	AG0U-100 mL Amber Unpreserved vials (N/A)	VSGU-20 mL Scintillation vials (N/A)	DG9U-40 mL Amber Unpreserved vials (N/A)
1																5													
2																5													
3																5													
4																5													
5																5													
6																5													
7																5													
8																5													
9																5													
10																5													
11																5													
12																5													

pH Adjustment Log for Preserved Samples

Sample ID	Type of Preservative	pH upon receipt	Date preservation adjusted	Time preservation adjusted	Amount of Preservative added	Lot #

Note: Whenever there is a discrepancy affecting North Carolina compliance samples, a copy of this form will be sent to the North Carolina DEHNR Certification Office (i.e. Out of hold, incorrect preservative, out of temp, incorrect containers.

***Check mark top half of box if pH and/or dechlorination is verified and within the acceptance range for preservation samples.**

Exceptions: VOA, Coliform, TOC, Oil and Grease, DRO/8015 (water) DOC, LLHg

****Bottom half of box is to list number of bottles**

Project #

Item#	BP4U-125 mL Plastic Unpreserved (N/A) (Cl-)	BP3U-250 mL Plastic Unpreserved (N/A)	BP2U-500 mL Plastic Unpreserved (N/A)	BP1U-1 liter Plastic Unpreserved (N/A)	BP4S-125 mL Plastic H2SO4 (pH < 2) (Cl-)	BP3N-250 mL plastic HNO3 (pH < 2)	BP4Z-125 mL Plastic ZN Acetate & NaOH (>9)	BP4C-125 mL Plastic NaOH (pH > 12) (Cl-)	WGFU-Wide-mouthed Glass jar Unpreserved	AG1U-1 liter Amber Unpreserved (N/A) (Cl-)	AG1H-1 liter Amber HCl (pH < 2)	AG3U-250 mL Amber Unpreserved (N/A) (Cl-)	AG1S-1 liter Amber H2SO4 (pH < 2)	AG3S-250 mL Amber H2SO4 (pH < 2)	AG3A(DG3A)-250 mL Amber NH4Cl (N/A)(Cl-)	DG9H-40 mL VOA HCl (N/A)	VG9T-40 mL VOA Na2S2O3 (N/A)	VG9U-40 mL VOA Unp (N/A)	DG9P-40 mL VOA H3PO4 (N/A)	VOAK (6 vials per kit)-5035 kit (N/A)	V/GK (3 vials per kit)-VPH/Gas kit (N/A)	SP5T-125 mL Sterile Plastic (N/A – lab)	SP2T-250 mL Sterile Plastic (N/A – lab)		BP3A-250 mL Plastic (NH2)2SO4 (9.3-9.7)	AG0U-100 mL Amber Unpreserved vials (N/A)	VSGU-20 mL Scintillation vials (N/A)	DG9U-40 mL Amber Unpreserved vials (N/A)
1	\				\	\	\	\			\		\	\	\	5										\	\		
2	\				\	\	\	\			\		\	\	\	5										\	\		
3	\				\	\	\	\			\		\	\	\	5										\	\		
4	\				\	\	\	\			\		\	\	\	5										\	\		
5	\				\	\	\	\			\		\	\	\	5										\	\		
6	\				\	\	\	\			\		\	\	\	5										\	\		
7	\				\	\	\	\			\		\	\	\	5										\	\		
8	\				\	\	\	\			\		\	\	\	5										\	\		
9	\				\	\	\	\			\		\	\	\	5										\	\		
10	\				\	\	\	\			\		\	\	\	5										\	\		
11	\				\	\	\	\			\		\	\	\	5										\	\		
12	\				\	\	\	\			\		\	\	\	5										\	\		

pH Adjustment Log for Preserved Samples

Sample ID	Type of Preservative	pH upon receipt	Date preservation adjusted	Time preservation adjusted	Amount of Preservative added	Lot #

Note: Whenever there is a discrepancy affecting North Carolina compliance samples, a copy of this form will be sent to the North Carolina DEHNR Certification Office (i.e. Out of hold, incorrect preservative, out of temp, incorrect containers.

***Check mark top half of box if pH and/or dechlorination is verified and within the acceptance range for preservation samples.**

Exceptions: VOA, Coliform, TOC, Oil and Grease, DRO/8015 (water) DOC, LLHg

****Bottom half of box is to list number of bottles**

Project #

Item#	BP4U-125 mL Plastic Unpreserved (N/A) (Cl-)	BP3U-250 mL Plastic Unpreserved (N/A)	BP2U-500 mL Plastic Unpreserved (N/A)	BP1U-1 liter Plastic Unpreserved (N/A)	BP4S-125 mL Plastic H2SO4 (pH < 2) (Cl-)	BP3N-250 mL plastic HNO3 (pH < 2)	BP4Z-125 mL Plastic ZN Acetate & NaOH (>9)	BP4C-125 mL Plastic NaOH (pH > 12) (Cl-)	WGFU-Wide-mouthed Glass jar Unpreserved	AG1U-1 liter Amber Unpreserved (N/A) (Cl-)	AG1H-1 liter Amber HCl (pH < 2)	AG3U-250 mL Amber Unpreserved (N/A) (Cl-)	AG1S-1 liter Amber H2SO4 (pH < 2)	AG3S-250 mL Amber H2SO4 (pH < 2)	AG3A(DG3A)-250 mL Amber NH4Cl (N/A)(Cl-)	DG9H-40 mL VOA HCl (N/A)	VG9T-40 mL VOA Na2S2O3 (N/A)	VG9U-40 mL VOA Unp (N/A)	DG9P-40 mL VOA H3PO4 (N/A)	VOAK (6 vials per kit)-5035 kit (N/A)	V/GK (3 vials per kit)-VPH/Gas kit (N/A)	SP5T-125 mL Sterile Plastic (N/A – lab)	SP2T-250 mL Sterile Plastic (N/A – lab)		BP3A-250 mL Plastic (NH2)2SO4 (9.3-9.7)	AG0U-100 mL Amber Unpreserved vials (N/A)	VSGU-20 mL Scintillation vials (N/A)	DG9U-40 mL Amber Unpreserved vials (N/A)
1																5													
2																5													
3																5													
4																5													
5																5													
6																5													
7																5													
8																5													
9																5													
10																5													
11																5													
12																52													

pH Adjustment Log for Preserved Samples

Sample ID	Type of Preservative	pH upon receipt	Date preservation adjusted	Time preservation adjusted	Amount of Preservative added	Lot #

Note: Whenever there is a discrepancy affecting North Carolina compliance samples, a copy of this form will be sent to the North Carolina DEHNR Certification Office (i.e. Out of hold, incorrect preservative, out of temp, incorrect containers.

***Check mark top half of box if pH and/or dechlorination is verified and within the acceptance range for preservation samples.**

Exceptions: VOA, Coliform, TOC, Oil and Grease, DRO/8015 (water) DOC, LLHg

****Bottom half of box is to list number of bottles**

Project #

Item#	BP4U-125 mL Plastic Unpreserved (N/A) (Cl-)	BP3U-250 mL Plastic Unpreserved (N/A)	BP2U-500 mL Plastic Unpreserved (N/A)	BP1U-1 liter Plastic Unpreserved (N/A)	BP4S-125 mL Plastic H2SO4 (pH < 2) (Cl-)	BP3N-250 mL plastic HNO3 (pH < 2)	BP4Z-125 mL Plastic ZN Acetate & NaOH (>9)	BP4C-125 mL Plastic NaOH (pH > 12) (Cl-)	WGFU-Wide-mouthed Glass jar Unpreserved	AG1U-1 liter Amber Unpreserved (N/A) (Cl-)	AG1H-1 liter Amber HCl (pH < 2)	AG3U-250 mL Amber Unpreserved (N/A) (Cl-)	AG1S-1 liter Amber H2SO4 (pH < 2)	AG3S-250 mL Amber H2SO4 (pH < 2)	AG3A(DG3A)-250 mL Amber NH4Cl (N/A)(Cl-)	DG9H-40 mL VOA HCl (N/A)	VG9T-40 mL VOA Na2S2O3 (N/A)	VG9U-40 mL VOA Unp (N/A)	DG9P-40 mL VOA H3PO4 (N/A)	VOAK (6 vials per kit)-5035 kit (N/A)	V/GK (3 vials per kit)-VPH/Gas kit (N/A)	SP5T-125 mL Sterile Plastic (N/A – lab)	SP2T-250 mL Sterile Plastic (N/A – lab)		BP3A-250 mL Plastic (NH2)2SO4 (9.3-9.7)	AG0U-100 mL Amber Unpreserved vials (N/A)	VSGU-20 mL Scintillation vials (N/A)	DG9U-40 mL Amber Unpreserved vials (N/A)
1																2													
2																2													
3																													
4																													
5																													
6																													
7																													
8																													
9																													
10																													
11																													
12																													

pH Adjustment Log for Preserved Samples

Sample ID	Type of Preservative	pH upon receipt	Date preservation adjusted	Time preservation adjusted	Amount of Preservative added	Lot #

Note: Whenever there is a discrepancy affecting North Carolina compliance samples, a copy of this form will be sent to the North Carolina DEHNR Certification Office (i.e. Out of hold, incorrect preservative, out of temp, incorrect containers.

Report of Analysis

Pace Analytical Services, LLC
9800 Kincey Ave.
Suite 100
Huntersville, NC 29078
Attention: Lindsey N Wooten

Project Name: WESTSIDE QUICK STOP J21-977-B

Project Number: 92562266

Lot Number:**WI25043**

Date Completed:10/19/2021

10/25/2021 1:43 PM
Approved and released by:
Project Manager I: **Blaire M. Gagne**

The electronic signature above is the equivalent of a handwritten signature.
This report shall not be reproduced, except in its entirety, without the written approval of Pace Analytical Services, LLC.

Case Narrative
Pace Analytical Services, LLC
Lot Number: WI25043

This Report of Analysis contains the analytical result(s) for the sample(s) listed on the Sample Summary following this Case Narrative. The sample receiving date is documented in the header information associated with each sample.

All results listed in this report relate only to the samples that are contained within this report.

Sample receipt, sample analysis, and data review have been performed in accordance with the most current approved The NELAC Institute (TNI) standards, the Pace Analytical Services, LLC ("Pace") Laboratory Quality Manual, standard operating procedures (SOPs), and Pace policies. Any exceptions to the TNI standards, the Laboratory Quality Manual, SOPs or policies are qualified on the results page or discussed below.

Pace is a TNI accredited laboratory; however, the following analyses are currently not listed on our TNI scope of accreditation:

Biological Tissue: All, Non-Potable Water: SGT-HEM EPA 1664B, Silica EPA 200.7, Boron, Calcium, Silicon, Strontium EPA 200.8, Bicarbonate, Carbonate, and Hydroxide Alkalinity SM 2320 B-2011, Fecal Coliform SM 9221 C E-2006 & SM 9222D-2006, Strontium SW-846 6010D, VOC SM 6200 B-2011, Drinking Water: VOC (excluding BTEX, MTBE, Naphthalene, & 1,2-dichloroethane) EPA 524.2, Solid Chemical Material: TOC Walkley-Black.

If you have any questions regarding this report please contact the Pace Project Manager listed on the cover page.

Volatile Organic Analysis-Method 8260D
The laboratory control sample (LCS) associated with batch 16813 had Acetone recovered above the acceptance limits. This could potentially result in a high bias on analytical results. There were no detections for this compound in the samples associated with this batch; therefore, data quality is not impacted.

Matrix spike/matrix spike duplicate was not performed for batch 17090 due to analysst error. The LCS/LCSD and CCV passed criteria and the data is reported.

Samples WI25043-044, -046 were reanalyzed outside of analytical hold for acetone. Reanalysis confirmed the initial run and run 1 is reported.

The continuing calibration verification (CCV) associated with batch 17139 had Bromoform recovered below acceptance limits. There were no detections for this compound in the associated samples. A LOQ standard was analyzed and the compound was detected, demonstrating there was adequate sensitivity to identify the analyte if it were present.

The continuing calibration verification (CCV) associated with batch 18564 had Naphthalene recovered below acceptance limits. There were no detections for this compound in the associated samples. A LOQ standard was analyzed and the compound was detected, demonstrating there was adequate sensitivity to identify the analyte if it were present.

Samples WI25043-23, -041 were reanalyzed outside of analytical holding time due to over dilution on the first run. The samples were analyzed at a lower dilution of 5x. Both sets of data are reported.

Oxygenates Analysis- Method 8260D
Matrix spike duplicate is not reported for batch 18716 due to analyst error. The matrix spike and opening QC passes and the data has been reported.

Samples were analyzed outside of analytical holding time. The test was not initially run and per client request, the samples were analyzed for oxygenates.

The continuing calibration verification (CCV) associated with batch 18891 had Tert butyl Formate recovered below acceptance limits. There were no detections for this compound in the associated samples. A LOQ standard was analyzed and the compound was detected, demonstrating there was adequate sensitivity to identify the analyte if it were present.

Samples WI45043-020, 035 were reanalyzed outside of analytical hold due to overdilution on the initial run. Run 2 is reported.

EDB Analysis-Method 8011
Samples were prepped outside of preparation holding time.

The samples WI25043-003, -020, -031,-033, -039, -040, -041, -042 were analyzed at a 10x , 50x, 100x dilution due to matrix interference. The reporting limits were raised accordingly.

The samples WI25043-031, -032, -033, -034, -037, -38, -039, -040, -042 was analyzed at a dilution due to the high concentration of non-target analytes present. The reporting limits were raised accordingly.

The sample WI25043-035 was analyzed at a 5x dilution due to matrix interference. The reporting limits were raised accordingly.

Sample Summary
Pace Analytical Services, LLC
Lot Number: WI25043

Sample Number	Sample ID	Matrix	Date Sampled	Date Received
001	MW17	Aqueous	09/15/2021 0855	09/23/2021
002	MW17I	Aqueous	09/15/2021 0820	09/23/2021
003	MW14	Aqueous	09/15/2021 0955	09/23/2021
004	MW14I	Aqueous	09/15/2021 0930	09/23/2021
005	MW06	Aqueous	09/15/2021 1030	09/23/2021
006	MW05	Aqueous	09/15/2021 1100	09/23/2021
007	MW15	Aqueous	09/15/2021 1305	09/23/2021
008	MW15I	Aqueous	09/15/2021 1235	09/23/2021
009	MW16	Aqueous	09/15/2021 1205	09/23/2021
010	MW16I	Aqueous	09/15/2021 1135	09/23/2021
011	MW07	Aqueous	09/15/2021 1515	09/23/2021
012	MW28	Aqueous	09/15/2021 1445	09/23/2021
013	MW08	Aqueous	09/15/2021 1410	09/23/2021
014	MW09	Aqueous	09/15/2021 1340	09/23/2021
015	MW11	Aqueous	09/15/2021 1550	09/23/2021
016	MW10	Aqueous	09/15/2021 1635	09/23/2021
017	MW27	Aqueous	09/15/2021 1705	09/23/2021
018	MW03	Aqueous	09/15/2021 1735	09/23/2021
019	MW23	Aqueous	09/15/2021 1840	09/23/2021
020	MW23I	Aqueous	09/15/2021 1810	09/23/2021
021	MW19	Aqueous	09/15/2021 0950	09/23/2021
022	MW19I	Aqueous	09/15/2021 1915	09/23/2021
023	MW20	Aqueous	09/15/2021 2020	09/23/2021
024	MW22	Aqueous	09/16/2021 2020	09/23/2021
025	MW22I	Aqueous	09/16/2021 0825	09/23/2021
026	MW26	Aqueous	09/16/2021 1000	09/23/2021
027	MW26I	Aqueous	09/16/2021 0930	09/23/2021
028	MW204	Aqueous	09/16/2021 1110	09/23/2021
029	MW04I	Aqueous	09/16/2021 1040	09/23/2021
030	MWXR	Aqueous	09/16/2021 1145	09/23/2021
031	MW25	Aqueous	09/16/2021 1215	09/23/2021
032	MWX	Aqueous	09/16/2021 1240	09/23/2021
033	MW12	Aqueous	09/16/2021 1345	09/23/2021
034	MW12I	Aqueous	09/16/2021 1315	09/23/2021
035	MW02	Aqueous	09/16/2021 1425	09/23/2021
036	RW03	Aqueous	09/16/2021 1505	09/23/2021
037	RW02	Aqueous	09/16/2021 1615	09/23/2021
038	RW01	Aqueous	09/16/2021 1720	09/23/2021
039	MW21	Aqueous	09/16/2021 1540	09/23/2021
040	MW24	Aqueous	09/16/2021 1645	09/23/2021
041	DUP A	Aqueous	09/15/2021 2025	09/23/2021
042	DUP B	Aqueous	09/16/2021 1350	09/23/2021
043	DUP C	Aqueous	09/16/2021 1430	09/23/2021
044	FB1	Aqueous	09/15/2021 1045	09/23/2021
045	FB2	Aqueous	09/16/2021 1100	09/23/2021

Sample Number	Sample ID	Matrix	Date Sampled	Date Received
046	EB1	Aqueous	09/15/2021 1145	09/23/2021
047	EB2	Aqueous	09/16/2021 1005	09/23/2021
048	TRIP BLANK 1	Aqueous	09/16/2021	09/23/2021
049	TRIP BLANK 2	Aqueous	09/16/2021	09/23/2021
050	TRIP BLANK 3	Aqueous	09/16/2021	09/23/2021

(50 samples)

Detection Summary

Pace Analytical Services, LLC

Lot Number: WI25043

Sample	Sample ID	Matrix	Parameter	Method	Result	Q	Units	Page
003	MW14	Aqueous	Benzene	8260D	180		ug/L	34
003	MW14	Aqueous	Ethylbenzene	8260D	3.5		ug/L	34
003	MW14	Aqueous	Toluene	8260D	17		ug/L	34
003	MW14	Aqueous	Xylenes (total)	8260D	98		ug/L	34
003	MW14	Aqueous	tert-Amyl alcohol (TAA)	8260D	1000	H	ug/L	35
003	MW14	Aqueous	Diisopropyl ether (IPE)	8260D	1.7	H	ug/L	35
003	MW14	Aqueous	tert-butyl alcohol (TBA)	8260D	63	H	ug/L	35
003	MW14	Aqueous	1,2-Dibromo-3-	8011	0.22	HPQ	ug/L	36
013	MW08	Aqueous	1,2-Dibromo-3-	8011	0.038	HP	ug/L	66
020	MW23I	Aqueous	Benzene	8260D	5400		ug/L	85
020	MW23I	Aqueous	1,2-Dichloroethane	8260D	60	J	ug/L	85
020	MW23I	Aqueous	Ethylbenzene	8260D	200		ug/L	85
020	MW23I	Aqueous	Methyl tertiary butyl ether	8260D	390		ug/L	85
020	MW23I	Aqueous	Naphthalene	8260D	200		ug/L	85
020	MW23I	Aqueous	Toluene	8260D	55	J	ug/L	85
020	MW23I	Aqueous	tert-Amyl alcohol (TAA)	8260D	19000	H	ug/L	86
020	MW23I	Aqueous	tert-Amyl methyl ether	8260D	15	H	ug/L	86
020	MW23I	Aqueous	Diisopropyl ether (IPE)	8260D	610	H	ug/L	86
020	MW23I	Aqueous	Ethyl-tert-butyl ether (ETBE)	8260D	1.4	H	ug/L	86
020	MW23I	Aqueous	tert-butyl alcohol (TBA)	8260D	940	H	ug/L	86
020	MW23I	Aqueous	1,2-Dibromo-3-	8011	0.40	HPQ	ug/L	87
021	MW19	Aqueous	1,2-Dibromo-3-	8011	0.098	HP	ug/L	90
022	MW19I	Aqueous	Methyl tertiary butyl ether	8260D	0.65	J	ug/L	91
022	MW19I	Aqueous	Diisopropyl ether (IPE)	8260D	1.6	H	ug/L	92
023	MW20	Aqueous	Benzene	8260D	460	H	ug/L	95
023	MW20	Aqueous	1,2-Dichloroethane	8260D	6.5	H	ug/L	95
023	MW20	Aqueous	Ethylbenzene	8260D	180	H	ug/L	95
023	MW20	Aqueous	Methyl tertiary butyl ether	8260D	32	H	ug/L	95
023	MW20	Aqueous	Naphthalene	8260D	23	H	ug/L	95
023	MW20	Aqueous	Toluene	8260D	230	H	ug/L	95
023	MW20	Aqueous	Xylenes (total)	8260D	130	H	ug/L	95
023	MW20	Aqueous	tert-Amyl alcohol (TAA)	8260D	11000	H	ug/L	96
023	MW20	Aqueous	tert-Amyl methyl ether	8260D	2.4	HJ	ug/L	96
023	MW20	Aqueous	Diisopropyl ether (IPE)	8260D	210	H	ug/L	96
023	MW20	Aqueous	tert-butyl alcohol (TBA)	8260D	530	H	ug/L	96
023	MW20	Aqueous	1,2-Dibromo-3-	8011	0.16	HP	ug/L	97
024	MW22	Aqueous	Benzene	8260D	7.6		ug/L	98
024	MW22	Aqueous	Xylenes (total)	8260D	0.93	J	ug/L	98
024	MW22	Aqueous	1,2-Dibromo-3-	8011	0.021	PQ	ug/L	100
026	MW26	Aqueous	Benzene	8260D	0.85	J	ug/L	104
026	MW26	Aqueous	1,2-Dibromo-3-	8011	0.033	PQ	ug/L	106
030	MWXR	Aqueous	Benzene	8260D	12		ug/L	116
030	MWXR	Aqueous	Methyl tertiary butyl ether	8260D	32		ug/L	116
030	MWXR	Aqueous	Xylenes (total)	8260D	3.5		ug/L	116
030	MWXR	Aqueous	tert-Amyl alcohol (TAA)	8260D	130	H	ug/L	117

Sample	Sample ID	Matrix	Parameter	Method	Result	Q	Units	Page
030	MWXR	Aqueous	tert-Amyl methyl ether	8260D	0.67	HJ	ug/L	117
030	MWXR	Aqueous	Diisopropyl ether (IPE)	8260D	2.8	H	ug/L	117
030	MWXR	Aqueous	tert-butyl alcohol (TBA)	8260D	20	H	ug/L	117
030	MWXR	Aqueous	1,2-Dibromo-3-	8011	0.039	P	ug/L	118
031	MW25	Aqueous	Benzene	8260D	990		ug/L	119
031	MW25	Aqueous	Ethylbenzene	8260D	45		ug/L	119
031	MW25	Aqueous	Methyl tertiary butyl ether	8260D	130		ug/L	119
031	MW25	Aqueous	Naphthalene	8260D	8.8	J	ug/L	119
031	MW25	Aqueous	Toluene	8260D	470		ug/L	119
031	MW25	Aqueous	Xylenes (total)	8260D	320	S	ug/L	119
031	MW25	Aqueous	tert-Amyl alcohol (TAA)	8260D	800	H	ug/L	120
031	MW25	Aqueous	Diisopropyl ether (IPE)	8260D	22	H	ug/L	120
031	MW25	Aqueous	tert-butyl alcohol (TBA)	8260D	110	HJ	ug/L	120
031	MW25	Aqueous	1,2-Dibromo-3-	8011	1.2	PQ	ug/L	121
032	MWX	Aqueous	Benzene	8260D	5400		ug/L	122
032	MWX	Aqueous	Ethylbenzene	8260D	1000		ug/L	122
032	MWX	Aqueous	Methyl tertiary butyl ether	8260D	4100		ug/L	122
032	MWX	Aqueous	Naphthalene	8260D	200		ug/L	122
032	MWX	Aqueous	Toluene	8260D	7800		ug/L	122
032	MWX	Aqueous	Xylenes (total)	8260D	6600		ug/L	122
032	MWX	Aqueous	tert-Amyl alcohol (TAA)	8260D	5700	H	ug/L	123
032	MWX	Aqueous	tert-Amyl methyl ether	8260D	100	HJ	ug/L	123
032	MWX	Aqueous	Diisopropyl ether (IPE)	8260D	290	H	ug/L	123
032	MWX	Aqueous	1,2-Dibromo-3-	8011	0.24		ug/L	124
032	MWX	Aqueous	1,2-Dibromoethane (EDB)	8011	0.057	JP	ug/L	124
033	MW12	Aqueous	Benzene	8260D	3600		ug/L	125
033	MW12	Aqueous	Ethylbenzene	8260D	1200		ug/L	125
033	MW12	Aqueous	Naphthalene	8260D	200		ug/L	125
033	MW12	Aqueous	Toluene	8260D	8900		ug/L	125
033	MW12	Aqueous	Xylenes (total)	8260D	5900		ug/L	125
033	MW12	Aqueous	tert-Amyl alcohol (TAA)	8260D	7800	H	ug/L	126
033	MW12	Aqueous	Diisopropyl ether (IPE)	8260D	49	HJ	ug/L	126
033	MW12	Aqueous	1,2-Dibromo-3-	8011	2.3	PQ	ug/L	127
034	MW12I	Aqueous	Benzene	8260D	820		ug/L	128
034	MW12I	Aqueous	Ethylbenzene	8260D	470		ug/L	128
034	MW12I	Aqueous	Naphthalene	8260D	81		ug/L	128
034	MW12I	Aqueous	Toluene	8260D	1200		ug/L	128
034	MW12I	Aqueous	Xylenes (total)	8260D	1500		ug/L	128
034	MW12I	Aqueous	tert-Amyl alcohol (TAA)	8260D	970	H	ug/L	129
034	MW12I	Aqueous	Diisopropyl ether (IPE)	8260D	32	H	ug/L	129
035	MW02	Aqueous	Benzene	8260D	320		ug/L	131
035	MW02	Aqueous	Ethylbenzene	8260D	32		ug/L	131
035	MW02	Aqueous	Toluene	8260D	72		ug/L	131
035	MW02	Aqueous	Xylenes (total)	8260D	200		ug/L	131
035	MW02	Aqueous	tert-Amyl alcohol (TAA)	8260D	310	H	ug/L	132
035	MW02	Aqueous	Diisopropyl ether (IPE)	8260D	5.1	H	ug/L	132
036	RW03	Aqueous	Benzene	8260D	960		ug/L	134
036	RW03	Aqueous	Ethylbenzene	8260D	280		ug/L	134

Sample	Sample ID	Matrix	Parameter	Method	Result	Q	Units	Page
036	RW03	Aqueous	Methyl tertiary butyl ether	8260D	33		ug/L	134
036	RW03	Aqueous	Naphthalene	8260D	76		ug/L	134
036	RW03	Aqueous	Toluene	8260D	340		ug/L	134
036	RW03	Aqueous	Xylenes (total)	8260D	2400		ug/L	134
036	RW03	Aqueous	tert-Amyl alcohol (TAA)	8260D	3300	H	ug/L	135
036	RW03	Aqueous	Diisopropyl ether (IPE)	8260D	31	H	ug/L	135
036	RW03	Aqueous	tert-butyl alcohol (TBA)	8260D	180	HJ	ug/L	135
036	RW03	Aqueous	1,2-Dibromoethane (EDB)	8011	0.037	P	ug/L	136
037	RW02	Aqueous	Benzene	8260D	16000		ug/L	137
037	RW02	Aqueous	Ethylbenzene	8260D	2200		ug/L	137
037	RW02	Aqueous	Naphthalene	8260D	600		ug/L	137
037	RW02	Aqueous	Toluene	8260D	33000		ug/L	137
037	RW02	Aqueous	Xylenes (total)	8260D	13000		ug/L	137
037	RW02	Aqueous	tert-Amyl alcohol (TAA)	8260D	9700	HJ	ug/L	138
037	RW02	Aqueous	Diisopropyl ether (IPE)	8260D	470	HJ	ug/L	138
037	RW02	Aqueous	1,2-Dibromo-3-	8011	0.22	PQ	ug/L	139
037	RW02	Aqueous	1,2-Dibromoethane (EDB)	8011	0.46	PQ	ug/L	139
038	RW01	Aqueous	Benzene	8260D	29000		ug/L	140
038	RW01	Aqueous	Ethylbenzene	8260D	2700		ug/L	140
038	RW01	Aqueous	Methyl tertiary butyl ether	8260D	60000		ug/L	140
038	RW01	Aqueous	Naphthalene	8260D	670		ug/L	140
038	RW01	Aqueous	Toluene	8260D	46000		ug/L	140
038	RW01	Aqueous	Xylenes (total)	8260D	15000		ug/L	140
038	RW01	Aqueous	tert-Amyl alcohol (TAA)	8260D	83000	H	ug/L	141
038	RW01	Aqueous	tert-Amyl methyl ether	8260D	1100	HJ	ug/L	141
038	RW01	Aqueous	Diisopropyl ether (IPE)	8260D	2800	H	ug/L	141
038	RW01	Aqueous	tert-butyl alcohol (TBA)	8260D	17000	H	ug/L	141
038	RW01	Aqueous	1,2-Dibromo-3-	8011	0.93	P	ug/L	142
038	RW01	Aqueous	1,2-Dibromoethane (EDB)	8011	4.1		ug/L	142
039	MW21	Aqueous	Benzene	8260D	4400		ug/L	143
039	MW21	Aqueous	Ethylbenzene	8260D	2400		ug/L	143
039	MW21	Aqueous	Methyl tertiary butyl ether	8260D	1100		ug/L	143
039	MW21	Aqueous	Naphthalene	8260D	730		ug/L	143
039	MW21	Aqueous	Toluene	8260D	9000		ug/L	143
039	MW21	Aqueous	Xylenes (total)	8260D	11000		ug/L	143
039	MW21	Aqueous	tert-Amyl alcohol (TAA)	8260D	12000	H	ug/L	144
039	MW21	Aqueous	tert-Amyl methyl ether	8260D	82	HJ	ug/L	144
039	MW21	Aqueous	Diisopropyl ether (IPE)	8260D	310	H	ug/L	144
039	MW21	Aqueous	tert-butyl alcohol (TBA)	8260D	1100	HJ	ug/L	144
039	MW21	Aqueous	1,2-Dibromoethane (EDB)	8011	2.2	PQ	ug/L	145
040	MW24	Aqueous	Benzene	8260D	24000		ug/L	146
040	MW24	Aqueous	Ethylbenzene	8260D	3800		ug/L	146
040	MW24	Aqueous	Methyl tertiary butyl ether	8260D	11000		ug/L	146
040	MW24	Aqueous	Naphthalene	8260D	980		ug/L	146
040	MW24	Aqueous	Toluene	8260D	48000		ug/L	146
040	MW24	Aqueous	Xylenes (total)	8260D	21000		ug/L	146
040	MW24	Aqueous	tert-Amyl alcohol (TAA)	8260D	39000	H	ug/L	147
040	MW24	Aqueous	tert-Amyl methyl ether	8260D	940	HJ	ug/L	147

Sample	Sample ID	Matrix	Parameter	Method	Result	Q	Units	Page
040	MW24	Aqueous	Diisopropyl ether (IPE)	8260D	2400	H	ug/L	147
040	MW24	Aqueous	1,2-Dibromoethane (EDB)	8011	4.7		ug/L	148
041	DUP A	Aqueous	Benzene	8260D	390	H	ug/L	150
041	DUP A	Aqueous	1,2-Dichloroethane	8260D	6.2	H	ug/L	150
041	DUP A	Aqueous	Ethylbenzene	8260D	170	H	ug/L	150
041	DUP A	Aqueous	Methyl tertiary butyl ether	8260D	33	H	ug/L	150
041	DUP A	Aqueous	Naphthalene	8260D	23	H	ug/L	150
041	DUP A	Aqueous	Toluene	8260D	190	H	ug/L	150
041	DUP A	Aqueous	Xylenes (total)	8260D	110	H	ug/L	150
041	DUP A	Aqueous	tert-Amyl alcohol (TAA)	8260D	11000	H	ug/L	151
041	DUP A	Aqueous	Diisopropyl ether (IPE)	8260D	220	H	ug/L	151
041	DUP A	Aqueous	tert-butyl alcohol (TBA)	8260D	480	H	ug/L	151
041	DUP A	Aqueous	1,2-Dibromo-3-	8011	0.28	HP	ug/L	152
042	DUP B	Aqueous	Benzene	8260D	3400		ug/L	153
042	DUP B	Aqueous	Ethylbenzene	8260D	1200		ug/L	153
042	DUP B	Aqueous	Naphthalene	8260D	210		ug/L	153
042	DUP B	Aqueous	Toluene	8260D	8300		ug/L	153
042	DUP B	Aqueous	Xylenes (total)	8260D	5700		ug/L	153
042	DUP B	Aqueous	tert-Amyl alcohol (TAA)	8260D	8600	H	ug/L	154
042	DUP B	Aqueous	Diisopropyl ether (IPE)	8260D	50	HJ	ug/L	154
043	DUP C	Aqueous	Benzene	8260D	320		ug/L	156
043	DUP C	Aqueous	Ethylbenzene	8260D	43		ug/L	156
043	DUP C	Aqueous	Methyl tertiary butyl ether	8260D	2.2		ug/L	156
043	DUP C	Aqueous	Naphthalene	8260D	1.8		ug/L	156
043	DUP C	Aqueous	Toluene	8260D	94		ug/L	156
043	DUP C	Aqueous	Xylenes (total)	8260D	250		ug/L	156
043	DUP C	Aqueous	tert-Amyl alcohol (TAA)	8260D	340	H	ug/L	157
043	DUP C	Aqueous	tert-Amyl methyl ether	8260D	0.50	HJ	ug/L	157
043	DUP C	Aqueous	Diisopropyl ether (IPE)	8260D	5.6	H	ug/L	157
043	DUP C	Aqueous	tert-butyl alcohol (TBA)	8260D	16	HJ	ug/L	157
043	DUP C	Aqueous	1,2-Dibromo-3-	8011	0.018	HJP	ug/L	158

(172 detections)

Volatile Organic Compounds by GC/MS

Client: Pace Analytical Services, LLC
Laboratory ID: WI25043-001
Description: MW17
Matrix: Aqueous
Date Sampled: 09/15/2021 0855
Date Received: 09/23/2021

Run	Prep Method	Analytical Method	Dilution	Analysis Date	Analyst	Prep Date	Batch
1	5030B	8260D	1	09/28/2021 1033	ECB		18557

Parameter	CAS Number	Analytical Method	Result	Q	LOQ	DL	Units	Run
Benzene	71-43-2	8260D	ND		1.0	0.40	ug/L	1
1,2-Dichloroethane	107-06-2	8260D	ND		1.0	0.40	ug/L	1
Ethylbenzene	100-41-4	8260D	ND		1.0	0.40	ug/L	1
Methyl tertiary butyl ether (MTBE)	1634-04-4	8260D	ND		1.0	0.40	ug/L	1
Naphthalene	91-20-3	8260D	ND		1.0	0.40	ug/L	1
Toluene	108-88-3	8260D	ND		1.0	0.40	ug/L	1
Xylenes (total)	1330-20-7	8260D	ND		1.0	0.40	ug/L	1

Surrogate	Q	Run 1 % Recovery	Acceptance Limits
1,2-Dichloroethane-d4		101	70-130
Toluene-d8		107	70-130
Bromofluorobenzene		102	70-130

LOQ = Limit of Quantitation
ND = Not detected at or above the DL
H = Out of holding time
B = Detected in the method blank
N = Recovery is out of criteria
W = Reported on wet weight basis
E = Quantitation of compound exceeded the calibration range
P = The RPD between two GC columns exceeds 40%
DL = Detection Limit
J = Estimated result < LOQ and ≥ DL
Q = Surrogate failure
L = LCS/LCSD failure
S = MS/MSD failure

Pace Analytical Services, LLC *(formerly Shealy Environmental Services, Inc.)*
106 Vantage Point Drive West Columbia, SC 29172 (803) 791-9700 Fax (803) 791-9111 www.pacelabs.com

Volatile Organic Compounds by GC/MS

Client: Pace Analytical Services, LLC
Laboratory ID: WI25043-001
Description: MW17
Matrix: Aqueous
Date Sampled: 09/15/2021 0855
Date Received: 09/23/2021

Run	Prep Method	Analytical Method	Dilution	Analysis Date	Analyst	Prep Date	Batch
1	5030B	8260D	1	10/14/2021 1419	TML		18800

Parameter	CAS Number	Analytical Method	Result	Q	LOQ	DL	Units	Run
tert-Amyl alcohol (TAA)	75-85-4	8260D	ND	H	20	8.0	ug/L	1
tert-Amyl methyl ether (TAME)	994-05-8	8260D	ND	H	10	0.42	ug/L	1
tert-Butyl formate (TBF)	762-75-4	8260D	ND	H	5.0	2.0	ug/L	1
Diisopropyl ether (IPE)	108-20-3	8260D	ND	H	1.0	0.40	ug/L	1
3,3-Dimethyl-1-butanol	624-95-3	8260D	ND	H	20	8.0	ug/L	1
Ethanol	64-17-5	8260D	ND	H	100	52	ug/L	1
Ethyl-tert-butyl ether (ETBE)	637-92-3	8260D	ND	H	1.0	0.40	ug/L	1
tert-butyl alcohol (TBA)	75-65-0	8260D	ND	H	20	8.0	ug/L	1

Surrogate	Q	Run 1 % Recovery	Acceptance Limits
1,2-Dichloroethane-d4	H	86	70-130
Toluene-d8	H	106	70-130
Bromofluorobenzene	H	99	70-130

LOQ = Limit of Quantitation
ND = Not detected at or above the DL
H = Out of holding time
B = Detected in the method blank
N = Recovery is out of criteria
W = Reported on wet weight basis
E = Quantitation of compound exceeded the calibration range
P = The RPD between two GC columns exceeds 40%
DL = Detection Limit
J = Estimated result < LOQ and ≥ DL
Q = Surrogate failure
L = LCS/LCSD failure
S = MS/MSD failure

Pace Analytical Services, LLC *(formerly Shealy Environmental Services, Inc.)*
106 Vantage Point Drive West Columbia, SC 29172 (803) 791-9700 Fax (803) 791-9111 www.pacelabs.com

EDB & DBCP by Microextraction

Client: Pace Analytical Services, LLC
Laboratory ID: WI25043-001
Description: MW17
Matrix: Aqueous
Date Sampled: 09/15/2021 0855
Date Received: 09/23/2021

Run	Prep Method	Analytical Method	Dilution	Analysis Date	Analyst	Prep Date	Batch
1	8011	8011	1	09/30/2021 1915	CMF	09/30/2021 1357	17201

Parameter	CAS Number	Analytical Method	Result	Q	LOQ	DL	Units	Run
1,2-Dibromo-3-chloropropane (DBCP)	96-12-8	8011	ND	H	0.020	0.010	ug/L	1
1,2-Dibromoethane (EDB)	106-93-4	8011	ND	H	0.020	0.0050	ug/L	1

Surrogate	Q	Run 1 % Recovery	Acceptance Limits
1,1,1,2-Tetrachloroethane	H	86	57-137

LOQ = Limit of Quantitation	B = Detected in the method blank	E = Quantitation of compound exceeded the calibration range	DL = Detection Limit	Q = Surrogate failure
ND = Not detected at or above the DL	N = Recovery is out of criteria	P = The RPD between two GC columns exceeds 40%	J = Estimated result < LOQ and ≥ DL	L = LCS/LCSD failure
H = Out of holding time	W = Reported on wet weight basis			S = MS/MSD failure

Pace Analytical Services, LLC *(formerly Shealy Environmental Services, Inc.)*
106 Vantage Point Drive West Columbia, SC 29172 (803) 791-9700 Fax (803) 791-9111 www.pacelabs.com

Volatile Organic Compounds by GC/MS

Client: Pace Analytical Services, LLC
Laboratory ID: WI25043-002
Description: MW17I
Matrix: Aqueous
Date Sampled: 09/15/2021 0820
Date Received: 09/23/2021

Run	Prep Method	Analytical Method	Dilution	Analysis Date	Analyst	Prep Date	Batch
1	5030B	8260D	1	09/28/2021 1057	ECB		18557

Parameter	CAS Number	Analytical Method	Result	Q	LOQ	DL	Units	Run
Benzene	71-43-2	8260D	ND		1.0	0.40	ug/L	1
1,2-Dichloroethane	107-06-2	8260D	ND		1.0	0.40	ug/L	1
Ethylbenzene	100-41-4	8260D	ND		1.0	0.40	ug/L	1
Methyl tertiary butyl ether (MTBE)	1634-04-4	8260D	ND		1.0	0.40	ug/L	1
Naphthalene	91-20-3	8260D	ND		1.0	0.40	ug/L	1
Toluene	108-88-3	8260D	ND		1.0	0.40	ug/L	1
Xylenes (total)	1330-20-7	8260D	ND		1.0	0.40	ug/L	1

Surrogate	Q	Run 1 % Recovery	Acceptance Limits
1,2-Dichloroethane-d4		103	70-130
Toluene-d8		108	70-130
Bromofluorobenzene		101	70-130

LOQ = Limit of Quantitation
ND = Not detected at or above the DL
H = Out of holding time
B = Detected in the method blank
N = Recovery is out of criteria
W = Reported on wet weight basis
E = Quantitation of compound exceeded the calibration range
P = The RPD between two GC columns exceeds 40%
DL = Detection Limit
J = Estimated result < LOQ and ≥ DL
Q = Surrogate failure
L = LCS/LCSD failure
S = MS/MSD failure

Pace Analytical Services, LLC *(formerly Shealy Environmental Services, Inc.)*
106 Vantage Point Drive West Columbia, SC 29172 (803) 791-9700 Fax (803) 791-9111 www.pacelabs.com

Volatile Organic Compounds by GC/MS

Client: Pace Analytical Services, LLC
Laboratory ID: WI25043-002
Description: MW17I
Matrix: Aqueous
Date Sampled: 09/15/2021 0820
Date Received: 09/23/2021

Run	Prep Method	Analytical Method	Dilution	Analysis Date	Analyst	Prep Date	Batch
1	5030B	8260D	1	10/14/2021 1444	TML		18800

Parameter	CAS Number	Analytical Method	Result	Q	LOQ	DL	Units	Run
tert-Amyl alcohol (TAA)	75-85-4	8260D	ND	H	20	8.0	ug/L	1
tert-Amyl methyl ether (TAME)	994-05-8	8260D	ND	H	10	0.42	ug/L	1
tert-Butyl formate (TBF)	762-75-4	8260D	ND	H	5.0	2.0	ug/L	1
Diisopropyl ether (IPE)	108-20-3	8260D	ND	H	1.0	0.40	ug/L	1
3,3-Dimethyl-1-butanol	624-95-3	8260D	ND	H	20	8.0	ug/L	1
Ethanol	64-17-5	8260D	ND	H	100	52	ug/L	1
Ethyl-tert-butyl ether (ETBE)	637-92-3	8260D	ND	H	1.0	0.40	ug/L	1
tert-butyl alcohol (TBA)	75-65-0	8260D	ND	H	20	8.0	ug/L	1

Surrogate	Q	Run 1 % Recovery	Acceptance Limits
1,2-Dichloroethane-d4	H	88	70-130
Toluene-d8	H	107	70-130
Bromofluorobenzene	H	100	70-130

LOQ = Limit of Quantitation
ND = Not detected at or above the DL
H = Out of holding time
B = Detected in the method blank
N = Recovery is out of criteria
W = Reported on wet weight basis
E = Quantitation of compound exceeded the calibration range
P = The RPD between two GC columns exceeds 40%
DL = Detection Limit
J = Estimated result < LOQ and ≥ DL
Q = Surrogate failure
L = LCS/LCSD failure
S = MS/MSD failure

Pace Analytical Services, LLC *(formerly Shealy Environmental Services, Inc.)*
106 Vantage Point Drive West Columbia, SC 29172 (803) 791-9700 Fax (803) 791-9111 www.pacelabs.com

EDB & DBCP by Microextraction

Client: Pace Analytical Services, LLC
Laboratory ID: WI25043-002
Description: MW17I
Matrix: Aqueous
Date Sampled: 09/15/2021 0820
Date Received: 09/23/2021

Run	Prep Method	Analytical Method	Dilution	Analysis Date	Analyst	Prep Date	Batch
1	8011	8011	1	09/30/2021 1936	CMF	09/30/2021 1357	17201

Parameter	CAS Number	Analytical Method	Result	Q	LOQ	DL	Units	Run
1,2-Dibromo-3-chloropropane (DBCP)	96-12-8	8011	ND	H	0.020	0.0098	ug/L	1
1,2-Dibromoethane (EDB)	106-93-4	8011	ND	H	0.020	0.0049	ug/L	1

Surrogate	Q	Run 1 % Recovery	Acceptance Limits
1,1,1,2-Tetrachloroethane	H	73	57-137

LOQ = Limit of Quantitation
ND = Not detected at or above the DL
H = Out of holding time
B = Detected in the method blank
N = Recovery is out of criteria
W = Reported on wet weight basis
E = Quantitation of compound exceeded the calibration range
P = The RPD between two GC columns exceeds 40%
DL = Detection Limit
J = Estimated result < LOQ and ≥ DL
Q = Surrogate failure
L = LCS/LCSD failure
S = MS/MSD failure

Pace Analytical Services, LLC *(formerly Shealy Environmental Services, Inc.)*
106 Vantage Point Drive West Columbia, SC 29172 (803) 791-9700 Fax (803) 791-9111 www.pacelabs.com

Volatile Organic Compounds by GC/MS

Client: Pace Analytical Services, LLC
Laboratory ID: WI25043-003
Description: MW14
Matrix: Aqueous
Date Sampled: 09/15/2021 0955
Date Received: 09/23/2021

Run	Prep Method	Analytical Method	Dilution	Analysis Date	Analyst	Prep Date	Batch
1	5030B	8260D	1	09/28/2021 1121	ECB		18557

Parameter	CAS Number	Analytical Method	Result	Q	LOQ	DL	Units	Run
Benzene	71-43-2	8260D	180		1.0	0.40	ug/L	1
1,2-Dichloroethane	107-06-2	8260D	ND		1.0	0.40	ug/L	1
Ethylbenzene	100-41-4	8260D	3.5		1.0	0.40	ug/L	1
Methyl tertiary butyl ether (MTBE)	1634-04-4	8260D	ND		1.0	0.40	ug/L	1
Naphthalene	91-20-3	8260D	ND		1.0	0.40	ug/L	1
Toluene	108-88-3	8260D	17		1.0	0.40	ug/L	1
Xylenes (total)	1330-20-7	8260D	98		1.0	0.40	ug/L	1

Surrogate	Q	Run 1 % Recovery	Acceptance Limits
1,2-Dichloroethane-d4		101	70-130
Toluene-d8		106	70-130
Bromofluorobenzene		105	70-130

LOQ = Limit of Quantitation	B = Detected in the method blank	E = Quantitation of compound exceeded the calibration range	DL = Detection Limit	Q = Surrogate failure
ND = Not detected at or above the DL	N = Recovery is out of criteria	P = The RPD between two GC columns exceeds 40%	J = Estimated result < LOQ and ≥ DL	L = LCS/LCSD failure
H = Out of holding time	W = Reported on wet weight basis			S = MS/MSD failure

Pace Analytical Services, LLC *(formerly Shealy Environmental Services, Inc.)*
106 Vantage Point Drive West Columbia, SC 29172 (803) 791-9700 Fax (803) 791-9111 www.pacelabs.com

Volatile Organic Compounds by GC/MS

Client: Pace Analytical Services, LLC
Laboratory ID: WI25043-003
Description: MW14
Matrix: Aqueous
Date Sampled: 09/15/2021 0955
Date Received: 09/23/2021

Run	Prep Method	Analytical Method	Dilution	Analysis Date	Analyst	Prep Date	Batch
1	5030B	8260D	1	10/14/2021 1508	TML		18800

Parameter	CAS Number	Analytical Method	Result	Q	LOQ	DL	Units	Run
tert-Amyl alcohol (TAA)	75-85-4	8260D	1000	H	20	8.0	ug/L	1
tert-Amyl methyl ether (TAME)	994-05-8	8260D	ND	H	10	0.42	ug/L	1
tert-Butyl formate (TBF)	762-75-4	8260D	ND	H	5.0	2.0	ug/L	1
Diisopropyl ether (IPE)	108-20-3	8260D	1.7	H	1.0	0.40	ug/L	1
3,3-Dimethyl-1-butanol	624-95-3	8260D	ND	H	20	8.0	ug/L	1
Ethanol	64-17-5	8260D	ND	H	100	52	ug/L	1
Ethyl-tert-butyl ether (ETBE)	637-92-3	8260D	ND	H	1.0	0.40	ug/L	1
tert-butyl alcohol (TBA)	75-65-0	8260D	63	H	20	8.0	ug/L	1

Surrogate	Q	Run 1 % Recovery	Acceptance Limits
1,2-Dichloroethane-d4	H	88	70-130
Toluene-d8	H	106	70-130
Bromofluorobenzene	H	97	70-130

LOQ = Limit of Quantitation
ND = Not detected at or above the DL
H = Out of holding time
B = Detected in the method blank
N = Recovery is out of criteria
W = Reported on wet weight basis
E = Quantitation of compound exceeded the calibration range
P = The RPD between two GC columns exceeds 40%
DL = Detection Limit
J = Estimated result < LOQ and ≥ DL
Q = Surrogate failure
L = LCS/LCSD failure
S = MS/MSD failure

Pace Analytical Services, LLC *(formerly Shealy Environmental Services, Inc.)*
106 Vantage Point Drive West Columbia, SC 29172 (803) 791-9700 Fax (803) 791-9111 www.pacelabs.com

EDB & DBCP by Microextraction

Client: Pace Analytical Services, LLC
Laboratory ID: WI25043-003
Description: MW14
Matrix: Aqueous
Date Sampled: 09/15/2021 0955
Date Received: 09/23/2021

Run	Prep Method	Analytical Method	Dilution	Analysis Date	Analyst	Prep Date	Batch
1	8011	8011	10	10/04/2021 1541	CMF	09/30/2021 1357	17201

Parameter	CAS Number	Analytical Method	Result	Q	LOQ	DL	Units	Run
1,2-Dibromo-3-chloropropane (DBCP)	96-12-8	8011	0.22	HPQ	0.20	0.099	ug/L	1
1,2-Dibromoethane (EDB)	106-93-4	8011	ND	HQ	0.20	0.050	ug/L	1

Surrogate	Q	Run 1 % Recovery	Acceptance Limits
1,1,1,2-Tetrachloroethane	HN	0.00	57-137

LOQ = Limit of Quantitation
ND = Not detected at or above the DL
H = Out of holding time
B = Detected in the method blank
N = Recovery is out of criteria
W = Reported on wet weight basis
E = Quantitation of compound exceeded the calibration range
P = The RPD between two GC columns exceeds 40%
DL = Detection Limit
J = Estimated result < LOQ and ≥ DL
Q = Surrogate failure
L = LCS/LCSD failure
S = MS/MSD failure

Pace Analytical Services, LLC *(formerly Shealy Environmental Services, Inc.)*
106 Vantage Point Drive West Columbia, SC 29172 (803) 791-9700 Fax (803) 791-9111 www.pacelabs.com

Volatile Organic Compounds by GC/MS

Client: Pace Analytical Services, LLC
Laboratory ID: WI25043-004
Description: MW14I
Matrix: Aqueous
Date Sampled: 09/15/2021 0930
Date Received: 09/23/2021

Run	Prep Method	Analytical Method	Dilution	Analysis Date	Analyst	Prep Date	Batch
1	5030B	8260D	1	09/28/2021 1145	ECB		18557

Parameter	CAS Number	Analytical Method	Result	Q	LOQ	DL	Units	Run
Benzene	71-43-2	8260D	ND		1.0	0.40	ug/L	1
1,2-Dichloroethane	107-06-2	8260D	ND		1.0	0.40	ug/L	1
Ethylbenzene	100-41-4	8260D	ND		1.0	0.40	ug/L	1
Methyl tertiary butyl ether (MTBE)	1634-04-4	8260D	ND		1.0	0.40	ug/L	1
Naphthalene	91-20-3	8260D	ND		1.0	0.40	ug/L	1
Toluene	108-88-3	8260D	ND		1.0	0.40	ug/L	1
Xylenes (total)	1330-20-7	8260D	ND		1.0	0.40	ug/L	1

Surrogate	Q	Run 1 % Recovery	Acceptance Limits
1,2-Dichloroethane-d4		102	70-130
Toluene-d8		107	70-130
Bromofluorobenzene		103	70-130

LOQ = Limit of Quantitation
ND = Not detected at or above the DL
H = Out of holding time
B = Detected in the method blank
N = Recovery is out of criteria
W = Reported on wet weight basis
E = Quantitation of compound exceeded the calibration range
P = The RPD between two GC columns exceeds 40%
DL = Detection Limit
J = Estimated result < LOQ and ≥ DL
Q = Surrogate failure
L = LCS/LCSD failure
S = MS/MSD failure

Pace Analytical Services, LLC *(formerly Shealy Environmental Services, Inc.)*
106 Vantage Point Drive West Columbia, SC 29172 (803) 791-9700 Fax (803) 791-9111 www.pacelabs.com

Volatile Organic Compounds by GC/MS

Client: Pace Analytical Services, LLC
Laboratory ID: WI25043-004
Description: MW14I
Matrix: Aqueous
Date Sampled: 09/15/2021 0930
Date Received: 09/23/2021

Run	Prep Method	Analytical Method	Dilution	Analysis Date	Analyst	Prep Date	Batch
1	5030B	8260D	1	10/14/2021 1533	TML		18800

Parameter	CAS Number	Analytical Method	Result	Q	LOQ	DL	Units	Run
tert-Amyl alcohol (TAA)	75-85-4	8260D	ND	H	20	8.0	ug/L	1
tert-Amyl methyl ether (TAME)	994-05-8	8260D	ND	H	10	0.42	ug/L	1
tert-Butyl formate (TBF)	762-75-4	8260D	ND	H	5.0	2.0	ug/L	1
Diisopropyl ether (IPE)	108-20-3	8260D	ND	H	1.0	0.40	ug/L	1
3,3-Dimethyl-1-butanol	624-95-3	8260D	ND	H	20	8.0	ug/L	1
Ethanol	64-17-5	8260D	ND	H	100	52	ug/L	1
Ethyl-tert-butyl ether (ETBE)	637-92-3	8260D	ND	H	1.0	0.40	ug/L	1
tert-butyl alcohol (TBA)	75-65-0	8260D	ND	H	20	8.0	ug/L	1

Surrogate	Q	Run 1 % Recovery	Acceptance Limits
1,2-Dichloroethane-d4	H	89	70-130
Toluene-d8	H	106	70-130
Bromofluorobenzene	H	98	70-130

LOQ = Limit of Quantitation
B = Detected in the method blank
E = Quantitation of compound exceeded the calibration range
DL = Detection Limit
Q = Surrogate failure
ND = Not detected at or above the DL
N = Recovery is out of criteria
P = The RPD between two GC columns exceeds 40%
J = Estimated result < LOQ and ≥ DL
L = LCS/LCSD failure
H = Out of holding time
W = Reported on wet weight basis
S = MS/MSD failure

EDB & DBCP by Microextraction

Client: Pace Analytical Services, LLC
Laboratory ID: WI25043-004
Description: MW14I
Matrix: Aqueous
Date Sampled: 09/15/2021 0930
Date Received: 09/23/2021

Run	Prep Method	Analytical Method	Dilution	Analysis Date	Analyst	Prep Date	Batch
1	8011	8011	1	09/30/2021 2007	CMF	09/30/2021 1357	17201

Parameter	CAS Number	Analytical Method	Result	Q	LOQ	DL	Units	Run
1,2-Dibromo-3-chloropropane (DBCP)	96-12-8	8011	ND	H	0.020	0.0099	ug/L	1
1,2-Dibromoethane (EDB)	106-93-4	8011	ND	H	0.020	0.0050	ug/L	1

Surrogate	Q	Run 1 % Recovery	Acceptance Limits
1,1,1,2-Tetrachloroethane	H	75	57-137

LOQ = Limit of Quantitation	B = Detected in the method blank	E = Quantitation of compound exceeded the calibration range	DL = Detection Limit	Q = Surrogate failure
ND = Not detected at or above the DL	N = Recovery is out of criteria	P = The RPD between two GC columns exceeds 40%	J = Estimated result < LOQ and ≥ DL	L = LCS/LCSD failure
H = Out of holding time	W = Reported on wet weight basis			S = MS/MSD failure

Pace Analytical Services, LLC *(formerly Shealy Environmental Services, Inc.)*
106 Vantage Point Drive West Columbia, SC 29172 (803) 791-9700 Fax (803) 791-9111 www.pacelabs.com

Volatile Organic Compounds by GC/MS

Client: Pace Analytical Services, LLC
Laboratory ID: WI25043-005
Description: MW06
Matrix: Aqueous
Date Sampled: 09/15/2021 1030
Date Received: 09/23/2021

Run	Prep Method	Analytical Method	Dilution	Analysis Date	Analyst	Prep Date	Batch
1	5030B	8260D	1	09/28/2021 1209	ECB		18557

Parameter	CAS Number	Analytical Method	Result	Q	LOQ	DL	Units	Run
Benzene	71-43-2	8260D	ND		1.0	0.40	ug/L	1
1,2-Dichloroethane	107-06-2	8260D	ND		1.0	0.40	ug/L	1
Ethylbenzene	100-41-4	8260D	ND		1.0	0.40	ug/L	1
Methyl tertiary butyl ether (MTBE)	1634-04-4	8260D	ND		1.0	0.40	ug/L	1
Naphthalene	91-20-3	8260D	ND		1.0	0.40	ug/L	1
Toluene	108-88-3	8260D	ND		1.0	0.40	ug/L	1
Xylenes (total)	1330-20-7	8260D	ND		1.0	0.40	ug/L	1

Surrogate	Q	Run 1 % Recovery	Acceptance Limits
1,2-Dichloroethane-d4		102	70-130
Toluene-d8		107	70-130
Bromofluorobenzene		102	70-130

LOQ = Limit of Quantitation
ND = Not detected at or above the DL
H = Out of holding time
B = Detected in the method blank
N = Recovery is out of criteria
W = Reported on wet weight basis
E = Quantitation of compound exceeded the calibration range
P = The RPD between two GC columns exceeds 40%
DL = Detection Limit
J = Estimated result < LOQ and ≥ DL
Q = Surrogate failure
L = LCS/LCSD failure
S = MS/MSD failure

Pace Analytical Services, LLC *(formerly Shealy Environmental Services, Inc.)*
106 Vantage Point Drive West Columbia, SC 29172 (803) 791-9700 Fax (803) 791-9111 www.pacelabs.com

Volatile Organic Compounds by GC/MS

Client: Pace Analytical Services, LLC
Laboratory ID: WI25043-005
Description: MW06
Matrix: Aqueous
Date Sampled: 09/15/2021 1030
Date Received: 09/23/2021

Run	Prep Method	Analytical Method	Dilution	Analysis Date	Analyst	Prep Date	Batch
1	5030B	8260D	1	10/14/2021 1557	TML		18800

Parameter	CAS Number	Analytical Method	Result	Q	LOQ	DL	Units	Run
tert-Amyl alcohol (TAA)	75-85-4	8260D	ND	H	20	8.0	ug/L	1
tert-Amyl methyl ether (TAME)	994-05-8	8260D	ND	H	10	0.42	ug/L	1
tert-Butyl formate (TBF)	762-75-4	8260D	ND	H	5.0	2.0	ug/L	1
Diisopropyl ether (IPE)	108-20-3	8260D	ND	H	1.0	0.40	ug/L	1
3,3-Dimethyl-1-butanol	624-95-3	8260D	ND	H	20	8.0	ug/L	1
Ethanol	64-17-5	8260D	ND	H	100	52	ug/L	1
Ethyl-tert-butyl ether (ETBE)	637-92-3	8260D	ND	H	1.0	0.40	ug/L	1
tert-butyl alcohol (TBA)	75-65-0	8260D	ND	H	20	8.0	ug/L	1

Surrogate	Q	Run 1 % Recovery	Acceptance Limits
1,2-Dichloroethane-d4	H	88	70-130
Toluene-d8	H	108	70-130
Bromofluorobenzene	H	100	70-130

LOQ = Limit of Quantitation
ND = Not detected at or above the DL
H = Out of holding time
B = Detected in the method blank
N = Recovery is out of criteria
W = Reported on wet weight basis
E = Quantitation of compound exceeded the calibration range
P = The RPD between two GC columns exceeds 40%
DL = Detection Limit
J = Estimated result < LOQ and ≥ DL
Q = Surrogate failure
L = LCS/LCSD failure
S = MS/MSD failure

Pace Analytical Services, LLC *(formerly Shealy Environmental Services, Inc.)*
106 Vantage Point Drive West Columbia, SC 29172 (803) 791-9700 Fax (803) 791-9111 www.pacelabs.com

EDB & DBCP by Microextraction

Client: Pace Analytical Services, LLC
Laboratory ID: WI25043-005
Description: MW06
Matrix: Aqueous
Date Sampled: 09/15/2021 1030
Date Received: 09/23/2021

Run	Prep Method	Analytical Method	Dilution	Analysis Date	Analyst	Prep Date	Batch
1	8011	8011	1	09/30/2021 2017	CMF	09/30/2021 1357	17201

Parameter	CAS Number	Analytical Method	Result	Q	LOQ	DL	Units	Run
1,2-Dibromo-3-chloropropane (DBCP)	96-12-8	8011	ND	H	0.019	0.0097	ug/L	1
1,2-Dibromoethane (EDB)	106-93-4	8011	ND	H	0.019	0.0049	ug/L	1

Surrogate	Q	Run 1 % Recovery	Acceptance Limits
1,1,1,2-Tetrachloroethane	H	71	57-137

LOQ = Limit of Quantitation
ND = Not detected at or above the DL
H = Out of holding time
B = Detected in the method blank
N = Recovery is out of criteria
W = Reported on wet weight basis
E = Quantitation of compound exceeded the calibration range
P = The RPD between two GC columns exceeds 40%
DL = Detection Limit
J = Estimated result < LOQ and ≥ DL
Q = Surrogate failure
L = LCS/LCSD failure
S = MS/MSD failure

Pace Analytical Services, LLC *(formerly Shealy Environmental Services, Inc.)*
106 Vantage Point Drive West Columbia, SC 29172 (803) 791-9700 Fax (803) 791-9111 www.pacelabs.com

Volatile Organic Compounds by GC/MS

Client: Pace Analytical Services, LLC
Laboratory ID: WI25043-006
Description: MW05
Matrix: Aqueous
Date Sampled: 09/15/2021 1100
Date Received: 09/23/2021

Run	Prep Method	Analytical Method	Dilution	Analysis Date	Analyst	Prep Date	Batch
1	5030B	8260D	1	09/28/2021 1232	ECB		18557

Parameter	CAS Number	Analytical Method	Result	Q	LOQ	DL	Units	Run
Benzene	71-43-2	8260D	ND		1.0	0.40	ug/L	1
1,2-Dichloroethane	107-06-2	8260D	ND		1.0	0.40	ug/L	1
Ethylbenzene	100-41-4	8260D	ND		1.0	0.40	ug/L	1
Methyl tertiary butyl ether (MTBE)	1634-04-4	8260D	ND		1.0	0.40	ug/L	1
Naphthalene	91-20-3	8260D	ND		1.0	0.40	ug/L	1
Toluene	108-88-3	8260D	ND		1.0	0.40	ug/L	1
Xylenes (total)	1330-20-7	8260D	ND		1.0	0.40	ug/L	1

Surrogate	Q	Run 1 % Recovery	Acceptance Limits
1,2-Dichloroethane-d4		103	70-130
Toluene-d8		108	70-130
Bromofluorobenzene		103	70-130

LOQ = Limit of Quantitation
B = Detected in the method blank
E = Quantitation of compound exceeded the calibration range
DL = Detection Limit
Q = Surrogate failure
ND = Not detected at or above the DL
N = Recovery is out of criteria
P = The RPD between two GC columns exceeds 40%
J = Estimated result < LOQ and ≥ DL
L = LCS/LCSD failure
H = Out of holding time
W = Reported on wet weight basis
S = MS/MSD failure

Volatile Organic Compounds by GC/MS

Client: Pace Analytical Services, LLC
Laboratory ID: WI25043-006
Description: MW05
Matrix: Aqueous
Date Sampled: 09/15/2021 1100
Date Received: 09/23/2021

Run	Prep Method	Analytical Method	Dilution	Analysis Date	Analyst	Prep Date	Batch
1	5030B	8260D	1	10/14/2021 1621	TML		18800

Parameter	CAS Number	Analytical Method	Result	Q	LOQ	DL	Units	Run
tert-Amyl alcohol (TAA)	75-85-4	8260D	ND	H	20	8.0	ug/L	1
tert-Amyl methyl ether (TAME)	994-05-8	8260D	ND	H	10	0.42	ug/L	1
tert-Butyl formate (TBF)	762-75-4	8260D	ND	H	5.0	2.0	ug/L	1
Diisopropyl ether (IPE)	108-20-3	8260D	ND	H	1.0	0.40	ug/L	1
3,3-Dimethyl-1-butanol	624-95-3	8260D	ND	H	20	8.0	ug/L	1
Ethanol	64-17-5	8260D	ND	H	100	52	ug/L	1
Ethyl-tert-butyl ether (ETBE)	637-92-3	8260D	ND	H	1.0	0.40	ug/L	1
tert-butyl alcohol (TBA)	75-65-0	8260D	ND	H	20	8.0	ug/L	1

Surrogate	Q	Run 1 % Recovery	Acceptance Limits
1,2-Dichloroethane-d4	H	88	70-130
Toluene-d8	H	106	70-130
Bromofluorobenzene	H	98	70-130

LOQ = Limit of Quantitation
ND = Not detected at or above the DL
H = Out of holding time
B = Detected in the method blank
N = Recovery is out of criteria
W = Reported on wet weight basis
E = Quantitation of compound exceeded the calibration range
P = The RPD between two GC columns exceeds 40%
DL = Detection Limit
J = Estimated result < LOQ and ≥ DL
Q = Surrogate failure
L = LCS/LCSD failure
S = MS/MSD failure

EDB & DBCP by Microextraction

Client: Pace Analytical Services, LLC
Laboratory ID: WI25043-006
Description: MW05
Matrix: Aqueous
Date Sampled: 09/15/2021 1100
Date Received: 09/23/2021

Run	Prep Method	Analytical Method	Dilution	Analysis Date	Analyst	Prep Date	Batch
1	8011	8011	1	09/30/2021 2028	CMF	09/30/2021 1357	17201

Parameter	CAS Number	Analytical Method	Result	Q	LOQ	DL	Units	Run
1,2-Dibromo-3-chloropropane (DBCP)	96-12-8	8011	ND	H	0.020	0.0099	ug/L	1
1,2-Dibromoethane (EDB)	106-93-4	8011	ND	H	0.020	0.0050	ug/L	1

Surrogate	Q	Run 1 % Recovery	Acceptance Limits
1,1,1,2-Tetrachloroethane	H	80	57-137

LOQ = Limit of Quantitation	B = Detected in the method blank	E = Quantitation of compound exceeded the calibration range	DL = Detection Limit	Q = Surrogate failure
ND = Not detected at or above the DL	N = Recovery is out of criteria	P = The RPD between two GC columns exceeds 40%	J = Estimated result < LOQ and ≥ DL	L = LCS/LCSD failure
H = Out of holding time	W = Reported on wet weight basis			S = MS/MSD failure

Pace Analytical Services, LLC *(formerly Shealy Environmental Services, Inc.)*
106 Vantage Point Drive West Columbia, SC 29172 (803) 791-9700 Fax (803) 791-9111 www.pacelabs.com

Volatile Organic Compounds by GC/MS

Client: Pace Analytical Services, LLC
Laboratory ID: WI25043-007
Description: MW15
Matrix: Aqueous
Date Sampled: 09/15/2021 1305
Date Received: 09/23/2021

Run	Prep Method	Analytical Method	Dilution	Analysis Date	Analyst	Prep Date	Batch
1	5030B	8260D	1	09/28/2021 1257	ECB		18557

Parameter	CAS Number	Analytical Method	Result	Q	LOQ	DL	Units	Run
Benzene	71-43-2	8260D	ND		1.0	0.40	ug/L	1
1,2-Dichloroethane	107-06-2	8260D	ND		1.0	0.40	ug/L	1
Ethylbenzene	100-41-4	8260D	ND		1.0	0.40	ug/L	1
Methyl tertiary butyl ether (MTBE)	1634-04-4	8260D	ND		1.0	0.40	ug/L	1
Naphthalene	91-20-3	8260D	ND		1.0	0.40	ug/L	1
Toluene	108-88-3	8260D	ND		1.0	0.40	ug/L	1
Xylenes (total)	1330-20-7	8260D	ND		1.0	0.40	ug/L	1

Surrogate	Q	Run 1 % Recovery	Acceptance Limits
1,2-Dichloroethane-d4		101	70-130
Toluene-d8		106	70-130
Bromofluorobenzene		100	70-130

LOQ = Limit of Quantitation
ND = Not detected at or above the DL
H = Out of holding time
B = Detected in the method blank
N = Recovery is out of criteria
W = Reported on wet weight basis
E = Quantitation of compound exceeded the calibration range
P = The RPD between two GC columns exceeds 40%
DL = Detection Limit
J = Estimated result < LOQ and ≥ DL
Q = Surrogate failure
L = LCS/LCSD failure
S = MS/MSD failure

Pace Analytical Services, LLC *(formerly Shealy Environmental Services, Inc.)*
106 Vantage Point Drive West Columbia, SC 29172 (803) 791-9700 Fax (803) 791-9111 www.pacelabs.com

Volatile Organic Compounds by GC/MS

Client: Pace Analytical Services, LLC
Laboratory ID: WI25043-007
Description: MW15
Matrix: Aqueous
Date Sampled: 09/15/2021 1305
Date Received: 09/23/2021

Run	Prep Method	Analytical Method	Dilution	Analysis Date	Analyst	Prep Date	Batch
1	5030B	8260D	1	10/14/2021 1646	TML		18800

Parameter	CAS Number	Analytical Method	Result	Q	LOQ	DL	Units	Run
tert-Amyl alcohol (TAA)	75-85-4	8260D	ND	H	20	8.0	ug/L	1
tert-Amyl methyl ether (TAME)	994-05-8	8260D	ND	H	10	0.42	ug/L	1
tert-Butyl formate (TBF)	762-75-4	8260D	ND	H	5.0	2.0	ug/L	1
Diisopropyl ether (IPE)	108-20-3	8260D	ND	H	1.0	0.40	ug/L	1
3,3-Dimethyl-1-butanol	624-95-3	8260D	ND	H	20	8.0	ug/L	1
Ethanol	64-17-5	8260D	ND	H	100	52	ug/L	1
Ethyl-tert-butyl ether (ETBE)	637-92-3	8260D	ND	H	1.0	0.40	ug/L	1
tert-butyl alcohol (TBA)	75-65-0	8260D	ND	H	20	8.0	ug/L	1

Surrogate	Q	Run 1 % Recovery	Acceptance Limits
1,2-Dichloroethane-d4	H	88	70-130
Toluene-d8	H	106	70-130
Bromofluorobenzene	H	99	70-130

LOQ = Limit of Quantitation
ND = Not detected at or above the DL
H = Out of holding time
B = Detected in the method blank
N = Recovery is out of criteria
W = Reported on wet weight basis
E = Quantitation of compound exceeded the calibration range
P = The RPD between two GC columns exceeds 40%
DL = Detection Limit
J = Estimated result < LOQ and ≥ DL
Q = Surrogate failure
L = LCS/LCSD failure
S = MS/MSD failure

Pace Analytical Services, LLC *(formerly Shealy Environmental Services, Inc.)*
106 Vantage Point Drive West Columbia, SC 29172 (803) 791-9700 Fax (803) 791-9111 www.pacelabs.com

EDB & DBCP by Microextraction

Client: Pace Analytical Services, LLC
Laboratory ID: WI25043-007
Description: MW15
Matrix: Aqueous
Date Sampled: 09/15/2021 1305
Date Received: 09/23/2021

Run	Prep Method	Analytical Method	Dilution	Analysis Date	Analyst	Prep Date	Batch
1	8011	8011	1	09/30/2021 2038	CMF	09/30/2021 1357	17201

Parameter	CAS Number	Analytical Method	Result	Q	LOQ	DL	Units	Run
1,2-Dibromo-3-chloropropane (DBCP)	96-12-8	8011	ND	H	0.020	0.0098	ug/L	1
1,2-Dibromoethane (EDB)	106-93-4	8011	ND	H	0.020	0.0049	ug/L	1

Surrogate	Q	Run 1 % Recovery	Acceptance Limits
1,1,1,2-Tetrachloroethane	H	75	57-137

LOQ = Limit of Quantitation	B = Detected in the method blank	E = Quantitation of compound exceeded the calibration range	DL = Detection Limit	Q = Surrogate failure
ND = Not detected at or above the DL	N = Recovery is out of criteria	P = The RPD between two GC columns exceeds 40%	J = Estimated result < LOQ and ≥ DL	L = LCS/LCSD failure
H = Out of holding time	W = Reported on wet weight basis			S = MS/MSD failure

Pace Analytical Services, LLC *(formerly Shealy Environmental Services, Inc.)*
106 Vantage Point Drive West Columbia, SC 29172 (803) 791-9700 Fax (803) 791-9111 www.pacelabs.com

Volatile Organic Compounds by GC/MS

Client: Pace Analytical Services, LLC
Laboratory ID: WI25043-008
Description: MW15I
Matrix: Aqueous
Date Sampled: 09/15/2021 1235
Date Received: 09/23/2021

Run	Prep Method	Analytical Method	Dilution	Analysis Date	Analyst	Prep Date	Batch
1	5030B	8260D	1	09/28/2021 1321	ECB		18557

Parameter	CAS Number	Analytical Method	Result	Q	LOQ	DL	Units	Run
Benzene	71-43-2	8260D	ND		1.0	0.40	ug/L	1
1,2-Dichloroethane	107-06-2	8260D	ND		1.0	0.40	ug/L	1
Ethylbenzene	100-41-4	8260D	ND		1.0	0.40	ug/L	1
Methyl tertiary butyl ether (MTBE)	1634-04-4	8260D	ND		1.0	0.40	ug/L	1
Naphthalene	91-20-3	8260D	ND		1.0	0.40	ug/L	1
Toluene	108-88-3	8260D	ND		1.0	0.40	ug/L	1
Xylenes (total)	1330-20-7	8260D	ND		1.0	0.40	ug/L	1

Surrogate	Q	Run 1 % Recovery	Acceptance Limits
1,2-Dichloroethane-d4		101	70-130
Toluene-d8		106	70-130
Bromofluorobenzene		102	70-130

LOQ = Limit of Quantitation
B = Detected in the method blank
E = Quantitation of compound exceeded the calibration range
DL = Detection Limit
Q = Surrogate failure
ND = Not detected at or above the DL
N = Recovery is out of criteria
P = The RPD between two GC columns exceeds 40%
J = Estimated result < LOQ and ≥ DL
L = LCS/LCSD failure
H = Out of holding time
W = Reported on wet weight basis
S = MS/MSD failure

Volatile Organic Compounds by GC/MS

Client: Pace Analytical Services, LLC
Laboratory ID: WI25043-008
Description: MW15I
Matrix: Aqueous
Date Sampled: 09/15/2021 1235
Date Received: 09/23/2021

Run	Prep Method	Analytical Method	Dilution	Analysis Date	Analyst	Prep Date	Batch
1	5030B	8260D	1	10/14/2021 1710	TML		18800

Parameter	CAS Number	Analytical Method	Result	Q	LOQ	DL	Units	Run
tert-Amyl alcohol (TAA)	75-85-4	8260D	ND	H	20	8.0	ug/L	1
tert-Amyl methyl ether (TAME)	994-05-8	8260D	ND	H	10	0.42	ug/L	1
tert-Butyl formate (TBF)	762-75-4	8260D	ND	H	5.0	2.0	ug/L	1
Diisopropyl ether (IPE)	108-20-3	8260D	ND	H	1.0	0.40	ug/L	1
3,3-Dimethyl-1-butanol	624-95-3	8260D	ND	H	20	8.0	ug/L	1
Ethanol	64-17-5	8260D	ND	H	100	52	ug/L	1
Ethyl-tert-butyl ether (ETBE)	637-92-3	8260D	ND	H	1.0	0.40	ug/L	1
tert-butyl alcohol (TBA)	75-65-0	8260D	ND	H	20	8.0	ug/L	1

Surrogate	Q	Run 1 % Recovery	Acceptance Limits
1,2-Dichloroethane-d4	H	88	70-130
Toluene-d8	H	106	70-130
Bromofluorobenzene	H	99	70-130

LOQ = Limit of Quantitation
ND = Not detected at or above the DL
H = Out of holding time
B = Detected in the method blank
N = Recovery is out of criteria
W = Reported on wet weight basis
E = Quantitation of compound exceeded the calibration range
P = The RPD between two GC columns exceeds 40%
DL = Detection Limit
J = Estimated result < LOQ and ≥ DL
Q = Surrogate failure
L = LCS/LCSD failure
S = MS/MSD failure

Pace Analytical Services, LLC *(formerly Shealy Environmental Services, Inc.)*
106 Vantage Point Drive West Columbia, SC 29172 (803) 791-9700 Fax (803) 791-9111 www.pacelabs.com

EDB & DBCP by Microextraction

Client: Pace Analytical Services, LLC
Laboratory ID: WI25043-008
Description: MW15I
Matrix: Aqueous
Date Sampled: 09/15/2021 1235
Date Received: 09/23/2021

Run	Prep Method	Analytical Method	Dilution	Analysis Date	Analyst	Prep Date	Batch
1	8011	8011	1	09/30/2021 2048	CMF	09/30/2021 1357	17201

Parameter	CAS Number	Analytical Method	Result	Q	LOQ	DL	Units	Run
1,2-Dibromo-3-chloropropane (DBCP)	96-12-8	8011	ND	H	0.020	0.010	ug/L	1
1,2-Dibromoethane (EDB)	106-93-4	8011	ND	H	0.020	0.0050	ug/L	1

Surrogate	Q	Run 1 % Recovery	Acceptance Limits
1,1,1,2-Tetrachloroethane	H	91	57-137

LOQ = Limit of Quantitation
ND = Not detected at or above the DL
H = Out of holding time
B = Detected in the method blank
N = Recovery is out of criteria
W = Reported on wet weight basis
E = Quantitation of compound exceeded the calibration range
P = The RPD between two GC columns exceeds 40%
DL = Detection Limit
J = Estimated result < LOQ and ≥ DL
Q = Surrogate failure
L = LCS/LCSD failure
S = MS/MSD failure

Pace Analytical Services, LLC *(formerly Shealy Environmental Services, Inc.)*
106 Vantage Point Drive West Columbia, SC 29172 (803) 791-9700 Fax (803) 791-9111 www.pacelabs.com

Volatile Organic Compounds by GC/MS

Client: Pace Analytical Services, LLC
Laboratory ID: WI25043-009
Description: MW16
Matrix: Aqueous
Date Sampled: 09/15/2021 1205
Date Received: 09/23/2021

Run	Prep Method	Analytical Method	Dilution	Analysis Date	Analyst	Prep Date	Batch
1	5030B	8260D	1	09/28/2021 1344	ECB		18557

Parameter	CAS Number	Analytical Method	Result	Q	LOQ	DL	Units	Run
Benzene	71-43-2	8260D	ND		1.0	0.40	ug/L	1
1,2-Dichloroethane	107-06-2	8260D	ND		1.0	0.40	ug/L	1
Ethylbenzene	100-41-4	8260D	ND		1.0	0.40	ug/L	1
Methyl tertiary butyl ether (MTBE)	1634-04-4	8260D	ND		1.0	0.40	ug/L	1
Naphthalene	91-20-3	8260D	ND		1.0	0.40	ug/L	1
Toluene	108-88-3	8260D	ND		1.0	0.40	ug/L	1
Xylenes (total)	1330-20-7	8260D	ND		1.0	0.40	ug/L	1

Surrogate	Q	Run 1 % Recovery	Acceptance Limits
1,2-Dichloroethane-d4		106	70-130
Toluene-d8		106	70-130
Bromofluorobenzene		100	70-130

LOQ = Limit of Quantitation
B = Detected in the method blank
E = Quantitation of compound exceeded the calibration range
DL = Detection Limit
Q = Surrogate failure
ND = Not detected at or above the DL
N = Recovery is out of criteria
P = The RPD between two GC columns exceeds 40%
J = Estimated result < LOQ and ≥ DL
L = LCS/LCSD failure
H = Out of holding time
W = Reported on wet weight basis
S = MS/MSD failure

Volatile Organic Compounds by GC/MS

Client: Pace Analytical Services, LLC
Laboratory ID: WI25043-009
Description: MW16
Matrix: Aqueous
Date Sampled: 09/15/2021 1205
Date Received: 09/23/2021

Run	Prep Method	Analytical Method	Dilution	Analysis Date	Analyst	Prep Date	Batch
1	5030B	8260D	1	10/14/2021 1734	TML		18800

Parameter	CAS Number	Analytical Method	Result	Q	LOQ	DL	Units	Run
tert-Amyl alcohol (TAA)	75-85-4	8260D	ND	H	20	8.0	ug/L	1
tert-Amyl methyl ether (TAME)	994-05-8	8260D	ND	H	10	0.42	ug/L	1
tert-Butyl formate (TBF)	762-75-4	8260D	ND	H	5.0	2.0	ug/L	1
Diisopropyl ether (IPE)	108-20-3	8260D	ND	H	1.0	0.40	ug/L	1
3,3-Dimethyl-1-butanol	624-95-3	8260D	ND	H	20	8.0	ug/L	1
Ethanol	64-17-5	8260D	ND	H	100	52	ug/L	1
Ethyl-tert-butyl ether (ETBE)	637-92-3	8260D	ND	H	1.0	0.40	ug/L	1
tert-butyl alcohol (TBA)	75-65-0	8260D	ND	H	20	8.0	ug/L	1

Surrogate	Q	Run 1 % Recovery	Acceptance Limits
1,2-Dichloroethane-d4	H	89	70-130
Toluene-d8	H	105	70-130
Bromofluorobenzene	H	98	70-130

LOQ = Limit of Quantitation
ND = Not detected at or above the DL
H = Out of holding time
B = Detected in the method blank
N = Recovery is out of criteria
W = Reported on wet weight basis
E = Quantitation of compound exceeded the calibration range
P = The RPD between two GC columns exceeds 40%
DL = Detection Limit
J = Estimated result < LOQ and ≥ DL
Q = Surrogate failure
L = LCS/LCSD failure
S = MS/MSD failure

Pace Analytical Services, LLC *(formerly Shealy Environmental Services, Inc.)*
106 Vantage Point Drive West Columbia, SC 29172 (803) 791-9700 Fax (803) 791-9111 www.pacelabs.com

EDB & DBCP by Microextraction

Client: Pace Analytical Services, LLC
Laboratory ID: WI25043-009
Description: MW16
Matrix: Aqueous
Date Sampled: 09/15/2021 1205
Date Received: 09/23/2021

Run	Prep Method	Analytical Method	Dilution	Analysis Date	Analyst	Prep Date	Batch
1	8011	8011	1	10/05/2021 1615	CMF	09/30/2021 1357	17201

Parameter	CAS Number	Analytical Method	Result	Q	LOQ	DL	Units	Run
1,2-Dibromo-3-chloropropane (DBCP)	96-12-8	8011	ND	HQ	0.020	0.010	ug/L	1
1,2-Dibromoethane (EDB)	106-93-4	8011	ND	HQ	0.020	0.0050	ug/L	1

Surrogate	Q	Run 1 % Recovery	Acceptance Limits
1,1,1,2-Tetrachloroethane	H	114	57-137

LOQ = Limit of Quantitation
ND = Not detected at or above the DL
H = Out of holding time
B = Detected in the method blank
N = Recovery is out of criteria
W = Reported on wet weight basis
E = Quantitation of compound exceeded the calibration range
P = The RPD between two GC columns exceeds 40%
DL = Detection Limit
J = Estimated result < LOQ and ≥ DL
Q = Surrogate failure
L = LCS/LCSD failure
S = MS/MSD failure

Pace Analytical Services, LLC *(formerly Shealy Environmental Services, Inc.)*
106 Vantage Point Drive West Columbia, SC 29172 (803) 791-9700 Fax (803) 791-9111 www.pacelabs.com

Volatile Organic Compounds by GC/MS

Client: Pace Analytical Services, LLC
Laboratory ID: WI25043-010
Description: MW16I
Matrix: Aqueous
Date Sampled: 09/15/2021 1135
Date Received: 09/23/2021

Run	Prep Method	Analytical Method	Dilution	Analysis Date	Analyst	Prep Date	Batch
1	5030B	8260D	1	09/28/2021 1408	ECB		18557

Parameter	CAS Number	Analytical Method	Result	Q	LOQ	DL	Units	Run
Benzene	71-43-2	8260D	ND		1.0	0.40	ug/L	1
1,2-Dichloroethane	107-06-2	8260D	ND		1.0	0.40	ug/L	1
Ethylbenzene	100-41-4	8260D	ND		1.0	0.40	ug/L	1
Methyl tertiary butyl ether (MTBE)	1634-04-4	8260D	ND		1.0	0.40	ug/L	1
Naphthalene	91-20-3	8260D	ND		1.0	0.40	ug/L	1
Toluene	108-88-3	8260D	ND		1.0	0.40	ug/L	1
Xylenes (total)	1330-20-7	8260D	ND		1.0	0.40	ug/L	1

Surrogate	Q	Run 1 % Recovery	Acceptance Limits
1,2-Dichloroethane-d4		104	70-130
Toluene-d8		105	70-130
Bromofluorobenzene		98	70-130

LOQ = Limit of Quantitation
B = Detected in the method blank
E = Quantitation of compound exceeded the calibration range
DL = Detection Limit
Q = Surrogate failure
ND = Not detected at or above the DL
N = Recovery is out of criteria
P = The RPD between two GC columns exceeds 40%
J = Estimated result < LOQ and ≥ DL
L = LCS/LCSD failure
H = Out of holding time
W = Reported on wet weight basis
S = MS/MSD failure

Volatile Organic Compounds by GC/MS

Client: Pace Analytical Services, LLC
Laboratory ID: WI25043-010
Description: MW16I
Matrix: Aqueous
Date Sampled: 09/15/2021 1135
Date Received: 09/23/2021

Run	Prep Method	Analytical Method	Dilution	Analysis Date	Analyst	Prep Date	Batch
1	5030B	8260D	1	10/14/2021 1759	TML		18800

Parameter	CAS Number	Analytical Method	Result	Q	LOQ	DL	Units	Run
tert-Amyl alcohol (TAA)	75-85-4	8260D	ND	H	20	8.0	ug/L	1
tert-Amyl methyl ether (TAME)	994-05-8	8260D	ND	H	10	0.42	ug/L	1
tert-Butyl formate (TBF)	762-75-4	8260D	ND	H	5.0	2.0	ug/L	1
Diisopropyl ether (IPE)	108-20-3	8260D	ND	H	1.0	0.40	ug/L	1
3,3-Dimethyl-1-butanol	624-95-3	8260D	ND	H	20	8.0	ug/L	1
Ethanol	64-17-5	8260D	ND	H	100	52	ug/L	1
Ethyl-tert-butyl ether (ETBE)	637-92-3	8260D	ND	H	1.0	0.40	ug/L	1
tert-butyl alcohol (TBA)	75-65-0	8260D	ND	H	20	8.0	ug/L	1

Surrogate	Q	Run 1 % Recovery	Acceptance Limits
1,2-Dichloroethane-d4	H	88	70-130
Toluene-d8	H	106	70-130
Bromofluorobenzene	H	99	70-130

LOQ = Limit of Quantitation
ND = Not detected at or above the DL
H = Out of holding time
B = Detected in the method blank
N = Recovery is out of criteria
W = Reported on wet weight basis
E = Quantitation of compound exceeded the calibration range
P = The RPD between two GC columns exceeds 40%
DL = Detection Limit
J = Estimated result < LOQ and ≥ DL
Q = Surrogate failure
L = LCS/LCSD failure
S = MS/MSD failure

Pace Analytical Services, LLC *(formerly Shealy Environmental Services, Inc.)*
106 Vantage Point Drive West Columbia, SC 29172 (803) 791-9700 Fax (803) 791-9111 www.pacelabs.com

EDB & DBCP by Microextraction

Client: Pace Analytical Services, LLC
Laboratory ID: WI25043-010
Description: MW16I
Matrix: Aqueous
Date Sampled: 09/15/2021 1135
Date Received: 09/23/2021

Run	Prep Method	Analytical Method	Dilution	Analysis Date	Analyst	Prep Date	Batch
1	8011	8011	1	09/30/2021 2109	CMF	09/30/2021 1357	17201

Parameter	CAS Number	Analytical Method	Result	Q	LOQ	DL	Units	Run
1,2-Dibromo-3-chloropropane (DBCP)	96-12-8	8011	ND	H	0.020	0.0099	ug/L	1
1,2-Dibromoethane (EDB)	106-93-4	8011	ND	H	0.020	0.0050	ug/L	1

Surrogate	Q	Run 1 % Recovery	Acceptance Limits
1,1,1,2-Tetrachloroethane	H	80	57-137

LOQ = Limit of Quantitation
ND = Not detected at or above the DL
H = Out of holding time
B = Detected in the method blank
N = Recovery is out of criteria
W = Reported on wet weight basis
E = Quantitation of compound exceeded the calibration range
P = The RPD between two GC columns exceeds 40%
DL = Detection Limit
J = Estimated result < LOQ and ≥ DL
Q = Surrogate failure
L = LCS/LCSD failure
S = MS/MSD failure

Volatile Organic Compounds by GC/MS

Client: Pace Analytical Services, LLC
Laboratory ID: WI25043-011
Description: MW07
Matrix: Aqueous
Date Sampled: 09/15/2021 1515
Date Received: 09/23/2021

Run	Prep Method	Analytical Method	Dilution	Analysis Date	Analyst	Prep Date	Batch
1	5030B	8260D	1	09/28/2021 1432	ECB		18557

Parameter	CAS Number	Analytical Method	Result	Q	LOQ	DL	Units	Run
Benzene	71-43-2	8260D	ND		1.0	0.40	ug/L	1
1,2-Dichloroethane	107-06-2	8260D	ND		1.0	0.40	ug/L	1
Ethylbenzene	100-41-4	8260D	ND		1.0	0.40	ug/L	1
Methyl tertiary butyl ether (MTBE)	1634-04-4	8260D	ND		1.0	0.40	ug/L	1
Naphthalene	91-20-3	8260D	ND		1.0	0.40	ug/L	1
Toluene	108-88-3	8260D	ND		1.0	0.40	ug/L	1
Xylenes (total)	1330-20-7	8260D	ND		1.0	0.40	ug/L	1

Surrogate	Q	Run 1 % Recovery	Acceptance Limits
1,2-Dichloroethane-d4		102	70-130
Toluene-d8		106	70-130
Bromofluorobenzene		99	70-130

LOQ = Limit of Quantitation
ND = Not detected at or above the DL
H = Out of holding time
B = Detected in the method blank
N = Recovery is out of criteria
W = Reported on wet weight basis
E = Quantitation of compound exceeded the calibration range
P = The RPD between two GC columns exceeds 40%
DL = Detection Limit
J = Estimated result < LOQ and ≥ DL
Q = Surrogate failure
L = LCS/LCSD failure
S = MS/MSD failure

Pace Analytical Services, LLC *(formerly Shealy Environmental Services, Inc.)*
106 Vantage Point Drive West Columbia, SC 29172 (803) 791-9700 Fax (803) 791-9111 www.pacelabs.com

Volatile Organic Compounds by GC/MS

Client: Pace Analytical Services, LLC
Laboratory ID: WI25043-011
Description: MW07
Matrix: Aqueous
Date Sampled: 09/15/2021 1515
Date Received: 09/23/2021

Run	Prep Method	Analytical Method	Dilution	Analysis Date	Analyst	Prep Date	Batch
1	5030B	8260D	1	10/14/2021 1824	TML		18800

Parameter	CAS Number	Analytical Method	Result	Q	LOQ	DL	Units	Run
tert-Amyl alcohol (TAA)	75-85-4	8260D	ND	H	20	8.0	ug/L	1
tert-Amyl methyl ether (TAME)	994-05-8	8260D	ND	H	10	0.42	ug/L	1
tert-Butyl formate (TBF)	762-75-4	8260D	ND	H	5.0	2.0	ug/L	1
Diisopropyl ether (IPE)	108-20-3	8260D	ND	H	1.0	0.40	ug/L	1
3,3-Dimethyl-1-butanol	624-95-3	8260D	ND	H	20	8.0	ug/L	1
Ethanol	64-17-5	8260D	ND	H	100	52	ug/L	1
Ethyl-tert-butyl ether (ETBE)	637-92-3	8260D	ND	H	1.0	0.40	ug/L	1
tert-butyl alcohol (TBA)	75-65-0	8260D	ND	H	20	8.0	ug/L	1

Surrogate	Q	Run 1 % Recovery	Acceptance Limits
1,2-Dichloroethane-d4	H	90	70-130
Toluene-d8	H	107	70-130
Bromofluorobenzene	H	102	70-130

LOQ = Limit of Quantitation
ND = Not detected at or above the DL
H = Out of holding time
B = Detected in the method blank
N = Recovery is out of criteria
W = Reported on wet weight basis
E = Quantitation of compound exceeded the calibration range
P = The RPD between two GC columns exceeds 40%
DL = Detection Limit
J = Estimated result < LOQ and ≥ DL
Q = Surrogate failure
L = LCS/LCSD failure
S = MS/MSD failure

Pace Analytical Services, LLC *(formerly Shealy Environmental Services, Inc.)*
106 Vantage Point Drive West Columbia, SC 29172 (803) 791-9700 Fax (803) 791-9111 www.pacelabs.com

EDB & DBCP by Microextraction

Client: Pace Analytical Services, LLC
Laboratory ID: WI25043-011
Description: MW07
Matrix: Aqueous
Date Sampled: 09/15/2021 1515
Date Received: 09/23/2021

Run	Prep Method	Analytical Method	Dilution	Analysis Date	Analyst	Prep Date	Batch
1	8011	8011	1	09/30/2021 2119	CMF	09/30/2021 1357	17201

Parameter	CAS Number	Analytical Method	Result	Q	LOQ	DL	Units	Run
1,2-Dibromo-3-chloropropane (DBCP)	96-12-8	8011	ND	H	0.021	0.010	ug/L	1
1,2-Dibromoethane (EDB)	106-93-4	8011	ND	H	0.021	0.0052	ug/L	1

Surrogate	Q	Run 1 % Recovery	Acceptance Limits
1,1,1,2-Tetrachloroethane	H	78	57-137

LOQ = Limit of Quantitation
ND = Not detected at or above the DL
H = Out of holding time
B = Detected in the method blank
N = Recovery is out of criteria
W = Reported on wet weight basis
E = Quantitation of compound exceeded the calibration range
P = The RPD between two GC columns exceeds 40%
DL = Detection Limit
J = Estimated result < LOQ and ≥ DL
Q = Surrogate failure
L = LCS/LCSD failure
S = MS/MSD failure

Pace Analytical Services, LLC *(formerly Shealy Environmental Services, Inc.)*
106 Vantage Point Drive West Columbia, SC 29172 (803) 791-9700 Fax (803) 791-9111 www.pacelabs.com

Volatile Organic Compounds by GC/MS

Client: Pace Analytical Services, LLC
Laboratory ID: WI25043-012
Description: MW28
Matrix: Aqueous
Date Sampled: 09/15/2021 1445
Date Received: 09/23/2021

Run	Prep Method	Analytical Method	Dilution	Analysis Date	Analyst	Prep Date	Batch
1	5030B	8260D	1	09/28/2021 1455	ECB		18557

Parameter	CAS Number	Analytical Method	Result	Q	LOQ	DL	Units	Run
Benzene	71-43-2	8260D	ND		1.0	0.40	ug/L	1
1,2-Dichloroethane	107-06-2	8260D	ND		1.0	0.40	ug/L	1
Ethylbenzene	100-41-4	8260D	ND		1.0	0.40	ug/L	1
Methyl tertiary butyl ether (MTBE)	1634-04-4	8260D	ND		1.0	0.40	ug/L	1
Naphthalene	91-20-3	8260D	ND		1.0	0.40	ug/L	1
Toluene	108-88-3	8260D	ND		1.0	0.40	ug/L	1
Xylenes (total)	1330-20-7	8260D	ND		1.0	0.40	ug/L	1

Surrogate	Q	Run 1 % Recovery	Acceptance Limits
1,2-Dichloroethane-d4		102	70-130
Toluene-d8		108	70-130
Bromofluorobenzene		100	70-130

LOQ = Limit of Quantitation
B = Detected in the method blank
E = Quantitation of compound exceeded the calibration range
DL = Detection Limit
Q = Surrogate failure
ND = Not detected at or above the DL
N = Recovery is out of criteria
P = The RPD between two GC columns exceeds 40%
J = Estimated result < LOQ and ≥ DL
L = LCS/LCSD failure
H = Out of holding time
W = Reported on wet weight basis
S = MS/MSD failure

Volatile Organic Compounds by GC/MS

Client: Pace Analytical Services, LLC
Laboratory ID: WI25043-012
Description: MW28
Matrix: Aqueous
Date Sampled: 09/15/2021 1445
Date Received: 09/23/2021

Run	Prep Method	Analytical Method	Dilution	Analysis Date	Analyst	Prep Date	Batch
1	5030B	8260D	1	10/14/2021 1848	TML		18800

Parameter	CAS Number	Analytical Method	Result	Q	LOQ	DL	Units	Run
tert-Amyl alcohol (TAA)	75-85-4	8260D	ND	H	20	8.0	ug/L	1
tert-Amyl methyl ether (TAME)	994-05-8	8260D	ND	H	10	0.42	ug/L	1
tert-Butyl formate (TBF)	762-75-4	8260D	ND	H	5.0	2.0	ug/L	1
Diisopropyl ether (IPE)	108-20-3	8260D	ND	H	1.0	0.40	ug/L	1
3,3-Dimethyl-1-butanol	624-95-3	8260D	ND	H	20	8.0	ug/L	1
Ethanol	64-17-5	8260D	ND	H	100	52	ug/L	1
Ethyl-tert-butyl ether (ETBE)	637-92-3	8260D	ND	H	1.0	0.40	ug/L	1
tert-butyl alcohol (TBA)	75-65-0	8260D	ND	H	20	8.0	ug/L	1

Surrogate	Q	Run 1 % Recovery	Acceptance Limits
1,2-Dichloroethane-d4	H	93	70-130
Toluene-d8	H	105	70-130
Bromofluorobenzene	H	97	70-130

LOQ = Limit of Quantitation
ND = Not detected at or above the DL
H = Out of holding time
B = Detected in the method blank
N = Recovery is out of criteria
W = Reported on wet weight basis
E = Quantitation of compound exceeded the calibration range
P = The RPD between two GC columns exceeds 40%
DL = Detection Limit
J = Estimated result < LOQ and ≥ DL
Q = Surrogate failure
L = LCS/LCSD failure
S = MS/MSD failure

Pace Analytical Services, LLC *(formerly Shealy Environmental Services, Inc.)*
106 Vantage Point Drive West Columbia, SC 29172 (803) 791-9700 Fax (803) 791-9111 www.pacelabs.com

EDB & DBCP by Microextraction

Client: Pace Analytical Services, LLC
Laboratory ID: WI25043-012
Description: MW28
Matrix: Aqueous
Date Sampled: 09/15/2021 1445
Date Received: 09/23/2021

Run	Prep Method	Analytical Method	Dilution	Analysis Date	Analyst	Prep Date	Batch
1	8011	8011	1	09/30/2021 2129	CMF	09/30/2021 1357	17201

Parameter	CAS Number	Analytical Method	Result	Q	LOQ	DL	Units	Run
1,2-Dibromo-3-chloropropane (DBCP)	96-12-8	8011	ND	H	0.020	0.010	ug/L	1
1,2-Dibromoethane (EDB)	106-93-4	8011	ND	H	0.020	0.0050	ug/L	1

Surrogate	Q	Run 1 % Recovery	Acceptance Limits
1,1,1,2-Tetrachloroethane	H	72	57-137

LOQ = Limit of Quantitation	B = Detected in the method blank	E = Quantitation of compound exceeded the calibration range	DL = Detection Limit	Q = Surrogate failure
ND = Not detected at or above the DL	N = Recovery is out of criteria	P = The RPD between two GC columns exceeds 40%	J = Estimated result < LOQ and ≥ DL	L = LCS/LCSD failure
H = Out of holding time	W = Reported on wet weight basis			S = MS/MSD failure

Pace Analytical Services, LLC *(formerly Shealy Environmental Services, Inc.)*
106 Vantage Point Drive West Columbia, SC 29172 (803) 791-9700 Fax (803) 791-9111 www.pacelabs.com

Volatile Organic Compounds by GC/MS

Client: Pace Analytical Services, LLC
Laboratory ID: WI25043-013
Description: MW08
Matrix: Aqueous
Date Sampled: 09/15/2021 1410
Date Received: 09/23/2021

Run	Prep Method	Analytical Method	Dilution	Analysis Date	Analyst	Prep Date	Batch
1	5030B	8260D	1	09/28/2021 1519	ECB		18557

Parameter	CAS Number	Analytical Method	Result	Q	LOQ	DL	Units	Run
Benzene	71-43-2	8260D	ND		1.0	0.40	ug/L	1
1,2-Dichloroethane	107-06-2	8260D	ND		1.0	0.40	ug/L	1
Ethylbenzene	100-41-4	8260D	ND		1.0	0.40	ug/L	1
Methyl tertiary butyl ether (MTBE)	1634-04-4	8260D	ND		1.0	0.40	ug/L	1
Naphthalene	91-20-3	8260D	ND		1.0	0.40	ug/L	1
Toluene	108-88-3	8260D	ND		1.0	0.40	ug/L	1
Xylenes (total)	1330-20-7	8260D	ND		1.0	0.40	ug/L	1

Surrogate	Q	Run 1 % Recovery	Acceptance Limits
1,2-Dichloroethane-d4		105	70-130
Toluene-d8		109	70-130
Bromofluorobenzene		100	70-130

LOQ = Limit of Quantitation
ND = Not detected at or above the DL
H = Out of holding time
B = Detected in the method blank
N = Recovery is out of criteria
W = Reported on wet weight basis
E = Quantitation of compound exceeded the calibration range
P = The RPD between two GC columns exceeds 40%
DL = Detection Limit
J = Estimated result < LOQ and ≥ DL
Q = Surrogate failure
L = LCS/LCSD failure
S = MS/MSD failure

Pace Analytical Services, LLC *(formerly Shealy Environmental Services, Inc.)*
106 Vantage Point Drive West Columbia, SC 29172 (803) 791-9700 Fax (803) 791-9111 www.pacelabs.com

Volatile Organic Compounds by GC/MS

Client: Pace Analytical Services, LLC
Laboratory ID: WI25043-013
Description: MW08
Matrix: Aqueous
Date Sampled: 09/15/2021 1410
Date Received: 09/23/2021

Run	Prep Method	Analytical Method	Dilution	Analysis Date	Analyst	Prep Date	Batch
1	5030B	8260D	1	10/14/2021 2318	BBW		18891

Parameter	CAS Number	Analytical Method	Result	Q	LOQ	DL	Units	Run
tert-Amyl alcohol (TAA)	75-85-4	8260D	ND	H	20	8.0	ug/L	1
tert-Amyl methyl ether (TAME)	994-05-8	8260D	ND	H	10	0.42	ug/L	1
tert-Butyl formate (TBF)	762-75-4	8260D	ND	H	5.0	2.0	ug/L	1
Diisopropyl ether (IPE)	108-20-3	8260D	ND	H	1.0	0.40	ug/L	1
3,3-Dimethyl-1-butanol	624-95-3	8260D	ND	H	20	8.0	ug/L	1
Ethanol	64-17-5	8260D	ND	H	100	52	ug/L	1
Ethyl-tert-butyl ether (ETBE)	637-92-3	8260D	ND	H	1.0	0.40	ug/L	1
tert-butyl alcohol (TBA)	75-65-0	8260D	ND	H	20	8.0	ug/L	1

Surrogate	Q	Run 1 % Recovery	Acceptance Limits
1,2-Dichloroethane-d4	H	95	70-130
Toluene-d8	H	90	70-130
Bromofluorobenzene	H	88	70-130

LOQ = Limit of Quantitation
ND = Not detected at or above the DL
H = Out of holding time
B = Detected in the method blank
N = Recovery is out of criteria
W = Reported on wet weight basis
E = Quantitation of compound exceeded the calibration range
P = The RPD between two GC columns exceeds 40%
DL = Detection Limit
J = Estimated result < LOQ and ≥ DL
Q = Surrogate failure
L = LCS/LCSD failure
S = MS/MSD failure

Pace Analytical Services, LLC *(formerly Shealy Environmental Services, Inc.)*
106 Vantage Point Drive West Columbia, SC 29172 (803) 791-9700 Fax (803) 791-9111 www.pacelabs.com

EDB & DBCP by Microextraction

Client: Pace Analytical Services, LLC
Laboratory ID: WI25043-013
Description: MW08
Matrix: Aqueous
Date Sampled: 09/15/2021 1410
Date Received: 09/23/2021

Run	Prep Method	Analytical Method	Dilution	Analysis Date	Analyst	Prep Date	Batch
1	8011	8011	1	09/30/2021 2140	CMF	09/30/2021 1357	17201

Parameter	CAS Number	Analytical Method	Result	Q	LOQ	DL	Units	Run
1,2-Dibromo-3-chloropropane (DBCP)	96-12-8	8011	0.038	HP	0.020	0.0099	ug/L	1
1,2-Dibromoethane (EDB)	106-93-4	8011	ND	H	0.020	0.0049	ug/L	1

Surrogate	Q	Run 1 % Recovery	Acceptance Limits
1,1,1,2-Tetrachloroethane	H	74	57-137

LOQ = Limit of Quantitation	B = Detected in the method blank	E = Quantitation of compound exceeded the calibration range	DL = Detection Limit	Q = Surrogate failure
ND = Not detected at or above the DL	N = Recovery is out of criteria	P = The RPD between two GC columns exceeds 40%	J = Estimated result < LOQ and ≥ DL	L = LCS/LCSD failure
H = Out of holding time	W = Reported on wet weight basis			S = MS/MSD failure

Pace Analytical Services, LLC *(formerly Shealy Environmental Services, Inc.)*
106 Vantage Point Drive West Columbia, SC 29172 (803) 791-9700 Fax (803) 791-9111 www.pacelabs.com

Volatile Organic Compounds by GC/MS

Client: Pace Analytical Services, LLC
Laboratory ID: WI25043-014
Description: MW09
Matrix: Aqueous
Date Sampled: 09/15/2021 1340
Date Received: 09/23/2021

Run	Prep Method	Analytical Method	Dilution	Analysis Date	Analyst	Prep Date	Batch
1	5030B	8260D	1	09/28/2021 1543	ECB		18557

Parameter	CAS Number	Analytical Method	Result	Q	LOQ	DL	Units	Run
Benzene	71-43-2	8260D	ND		1.0	0.40	ug/L	1
1,2-Dichloroethane	107-06-2	8260D	ND		1.0	0.40	ug/L	1
Ethylbenzene	100-41-4	8260D	ND		1.0	0.40	ug/L	1
Methyl tertiary butyl ether (MTBE)	1634-04-4	8260D	ND		1.0	0.40	ug/L	1
Naphthalene	91-20-3	8260D	ND		1.0	0.40	ug/L	1
Toluene	108-88-3	8260D	ND		1.0	0.40	ug/L	1
Xylenes (total)	1330-20-7	8260D	ND		1.0	0.40	ug/L	1

Surrogate	Q	Run 1 % Recovery	Acceptance Limits
1,2-Dichloroethane-d4		106	70-130
Toluene-d8		107	70-130
Bromofluorobenzene		100	70-130

LOQ = Limit of Quantitation
ND = Not detected at or above the DL
H = Out of holding time
B = Detected in the method blank
N = Recovery is out of criteria
W = Reported on wet weight basis
E = Quantitation of compound exceeded the calibration range
P = The RPD between two GC columns exceeds 40%
DL = Detection Limit
J = Estimated result < LOQ and ≥ DL
Q = Surrogate failure
L = LCS/LCSD failure
S = MS/MSD failure

Pace Analytical Services, LLC *(formerly Shealy Environmental Services, Inc.)*
106 Vantage Point Drive West Columbia, SC 29172 (803) 791-9700 Fax (803) 791-9111 www.pacelabs.com

Volatile Organic Compounds by GC/MS

Client: Pace Analytical Services, LLC
Laboratory ID: WI25043-014
Description: MW09
Matrix: Aqueous
Date Sampled: 09/15/2021 1340
Date Received: 09/23/2021

Run	Prep Method	Analytical Method	Dilution	Analysis Date	Analyst	Prep Date	Batch
1	5030B	8260D	1	10/14/2021 2340	BBW		18891

Parameter	CAS Number	Analytical Method	Result	Q	LOQ	DL	Units	Run
tert-Amyl alcohol (TAA)	75-85-4	8260D	ND	H	20	8.0	ug/L	1
tert-Amyl methyl ether (TAME)	994-05-8	8260D	ND	H	10	0.42	ug/L	1
tert-Butyl formate (TBF)	762-75-4	8260D	ND	H	5.0	2.0	ug/L	1
Diisopropyl ether (IPE)	108-20-3	8260D	ND	H	1.0	0.40	ug/L	1
3,3-Dimethyl-1-butanol	624-95-3	8260D	ND	H	20	8.0	ug/L	1
Ethanol	64-17-5	8260D	ND	H	100	52	ug/L	1
Ethyl-tert-butyl ether (ETBE)	637-92-3	8260D	ND	H	1.0	0.40	ug/L	1
tert-butyl alcohol (TBA)	75-65-0	8260D	ND	H	20	8.0	ug/L	1

Surrogate	Q	Run 1 % Recovery	Acceptance Limits
1,2-Dichloroethane-d4	H	96	70-130
Toluene-d8	H	92	70-130
Bromofluorobenzene	H	87	70-130

LOQ = Limit of Quantitation
ND = Not detected at or above the DL
H = Out of holding time
B = Detected in the method blank
N = Recovery is out of criteria
W = Reported on wet weight basis
E = Quantitation of compound exceeded the calibration range
P = The RPD between two GC columns exceeds 40%
DL = Detection Limit
J = Estimated result < LOQ and ≥ DL
Q = Surrogate failure
L = LCS/LCSD failure
S = MS/MSD failure

Pace Analytical Services, LLC *(formerly Shealy Environmental Services, Inc.)*
106 Vantage Point Drive West Columbia, SC 29172 (803) 791-9700 Fax (803) 791-9111 www.pacelabs.com

EDB & DBCP by Microextraction

Client: Pace Analytical Services, LLC
Laboratory ID: WI25043-014
Description: MW09
Matrix: Aqueous
Date Sampled: 09/15/2021 1340
Date Received: 09/23/2021

Run	Prep Method	Analytical Method	Dilution	Analysis Date	Analyst	Prep Date	Batch
1	8011	8011	1	09/30/2021 2150	CMF	09/30/2021 1357	17201

Parameter	CAS Number	Analytical Method	Result	Q	LOQ	DL	Units	Run
1,2-Dibromo-3-chloropropane (DBCP)	96-12-8	8011	ND	H	0.020	0.010	ug/L	1
1,2-Dibromoethane (EDB)	106-93-4	8011	ND	H	0.020	0.0050	ug/L	1

Surrogate	Q	Run 1 % Recovery	Acceptance Limits
1,1,1,2-Tetrachloroethane	H	70	57-137

LOQ = Limit of Quantitation	B = Detected in the method blank	E = Quantitation of compound exceeded the calibration range	DL = Detection Limit	Q = Surrogate failure
ND = Not detected at or above the DL	N = Recovery is out of criteria	P = The RPD between two GC columns exceeds 40%	J = Estimated result < LOQ and ≥ DL	L = LCS/LCSD failure
H = Out of holding time	W = Reported on wet weight basis			S = MS/MSD failure

Pace Analytical Services, LLC *(formerly Shealy Environmental Services, Inc.)*
106 Vantage Point Drive West Columbia, SC 29172 (803) 791-9700 Fax (803) 791-9111 www.pacelabs.com

Volatile Organic Compounds by GC/MS

Client: Pace Analytical Services, LLC
Laboratory ID: WI25043-015
Description: MW11
Matrix: Aqueous
Date Sampled: 09/15/2021 1550
Date Received: 09/23/2021

Run	Prep Method	Analytical Method	Dilution	Analysis Date	Analyst	Prep Date	Batch
1	5030B	8260D	1	09/28/2021 1607	ECB		18557

Parameter	CAS Number	Analytical Method	Result	Q	LOQ	DL	Units	Run
Benzene	71-43-2	8260D	ND		1.0	0.40	ug/L	1
1,2-Dichloroethane	107-06-2	8260D	ND		1.0	0.40	ug/L	1
Ethylbenzene	100-41-4	8260D	ND		1.0	0.40	ug/L	1
Methyl tertiary butyl ether (MTBE)	1634-04-4	8260D	ND		1.0	0.40	ug/L	1
Naphthalene	91-20-3	8260D	ND		1.0	0.40	ug/L	1
Toluene	108-88-3	8260D	ND		1.0	0.40	ug/L	1
Xylenes (total)	1330-20-7	8260D	ND		1.0	0.40	ug/L	1

Surrogate	Q	Run 1 % Recovery	Acceptance Limits
1,2-Dichloroethane-d4		105	70-130
Toluene-d8		108	70-130
Bromofluorobenzene		101	70-130

LOQ = Limit of Quantitation
B = Detected in the method blank
E = Quantitation of compound exceeded the calibration range
DL = Detection Limit
Q = Surrogate failure
ND = Not detected at or above the DL
N = Recovery is out of criteria
P = The RPD between two GC columns exceeds 40%
J = Estimated result < LOQ and ≥ DL
L = LCS/LCSD failure
H = Out of holding time
W = Reported on wet weight basis
S = MS/MSD failure

Volatile Organic Compounds by GC/MS

Client: Pace Analytical Services, LLC
Laboratory ID: WI25043-015
Description: MW11
Matrix: Aqueous
Date Sampled: 09/15/2021 1550
Date Received: 09/23/2021

Run	Prep Method	Analytical Method	Dilution	Analysis Date	Analyst	Prep Date	Batch
1	5030B	8260D	1	10/15/2021 0002	BBW		18891

Parameter	CAS Number	Analytical Method	Result	Q	LOQ	DL	Units	Run
tert-Amyl alcohol (TAA)	75-85-4	8260D	ND	H	20	8.0	ug/L	1
tert-Amyl methyl ether (TAME)	994-05-8	8260D	ND	H	10	0.42	ug/L	1
tert-Butyl formate (TBF)	762-75-4	8260D	ND	H	5.0	2.0	ug/L	1
Diisopropyl ether (IPE)	108-20-3	8260D	ND	H	1.0	0.40	ug/L	1
3,3-Dimethyl-1-butanol	624-95-3	8260D	ND	H	20	8.0	ug/L	1
Ethanol	64-17-5	8260D	ND	H	100	52	ug/L	1
Ethyl-tert-butyl ether (ETBE)	637-92-3	8260D	ND	H	1.0	0.40	ug/L	1
tert-butyl alcohol (TBA)	75-65-0	8260D	ND	H	20	8.0	ug/L	1

Surrogate	Q	Run 1 % Recovery	Acceptance Limits
1,2-Dichloroethane-d4	H	96	70-130
Toluene-d8	H	92	70-130
Bromofluorobenzene	H	91	70-130

LOQ = Limit of Quantitation
ND = Not detected at or above the DL
H = Out of holding time
B = Detected in the method blank
N = Recovery is out of criteria
W = Reported on wet weight basis
E = Quantitation of compound exceeded the calibration range
P = The RPD between two GC columns exceeds 40%
DL = Detection Limit
J = Estimated result < LOQ and ≥ DL
Q = Surrogate failure
L = LCS/LCSD failure
S = MS/MSD failure

Pace Analytical Services, LLC *(formerly Shealy Environmental Services, Inc.)*
106 Vantage Point Drive West Columbia, SC 29172 (803) 791-9700 Fax (803) 791-9111 www.pacelabs.com

EDB & DBCP by Microextraction

Client: Pace Analytical Services, LLC
Laboratory ID: WI25043-015
Description: MW11
Matrix: Aqueous
Date Sampled: 09/15/2021 1550
Date Received: 09/23/2021

Run	Prep Method	Analytical Method	Dilution	Analysis Date	Analyst	Prep Date	Batch
1	8011	8011	1	09/30/2021 2200	CMF	09/30/2021 1357	17201

Parameter	CAS Number	Analytical Method	Result	Q	LOQ	DL	Units	Run
1,2-Dibromo-3-chloropropane (DBCP)	96-12-8	8011	ND	H	0.020	0.0099	ug/L	1
1,2-Dibromoethane (EDB)	106-93-4	8011	ND	H	0.020	0.0050	ug/L	1

Surrogate	Q	Run 1 % Recovery	Acceptance Limits
1,1,1,2-Tetrachloroethane	H	83	57-137

LOQ = Limit of Quantitation	B = Detected in the method blank	E = Quantitation of compound exceeded the calibration range	DL = Detection Limit	Q = Surrogate failure
ND = Not detected at or above the DL	N = Recovery is out of criteria	P = The RPD between two GC columns exceeds 40%	J = Estimated result < LOQ and ≥ DL	L = LCS/LCSD failure
H = Out of holding time	W = Reported on wet weight basis			S = MS/MSD failure

Pace Analytical Services, LLC *(formerly Shealy Environmental Services, Inc.)*
106 Vantage Point Drive West Columbia, SC 29172 (803) 791-9700 Fax (803) 791-9111 www.pacelabs.com

Volatile Organic Compounds by GC/MS

Client: Pace Analytical Services, LLC
Laboratory ID: WI25043-016
Description: MW10
Matrix: Aqueous
Date Sampled: 09/15/2021 1635
Date Received: 09/23/2021

Run	Prep Method	Analytical Method	Dilution	Analysis Date	Analyst	Prep Date	Batch
1	5030B	8260D	1	09/28/2021 1631	ECB		18557

Parameter	CAS Number	Analytical Method	Result	Q	LOQ	DL	Units	Run
Benzene	71-43-2	8260D	ND		1.0	0.40	ug/L	1
1,2-Dichloroethane	107-06-2	8260D	ND		1.0	0.40	ug/L	1
Ethylbenzene	100-41-4	8260D	ND		1.0	0.40	ug/L	1
Methyl tertiary butyl ether (MTBE)	1634-04-4	8260D	ND		1.0	0.40	ug/L	1
Naphthalene	91-20-3	8260D	ND		1.0	0.40	ug/L	1
Toluene	108-88-3	8260D	ND		1.0	0.40	ug/L	1
Xylenes (total)	1330-20-7	8260D	ND		1.0	0.40	ug/L	1

Surrogate	Q	Run 1 % Recovery	Acceptance Limits
1,2-Dichloroethane-d4		105	70-130
Toluene-d8		108	70-130
Bromofluorobenzene		100	70-130

LOQ = Limit of Quantitation
B = Detected in the method blank
E = Quantitation of compound exceeded the calibration range
DL = Detection Limit
Q = Surrogate failure
ND = Not detected at or above the DL
N = Recovery is out of criteria
P = The RPD between two GC columns exceeds 40%
J = Estimated result < LOQ and ≥ DL
L = LCS/LCSD failure
H = Out of holding time
W = Reported on wet weight basis
S = MS/MSD failure

Volatile Organic Compounds by GC/MS

Client: Pace Analytical Services, LLC
Laboratory ID: WI25043-016
Description: MW10
Matrix: Aqueous
Date Sampled: 09/15/2021 1635
Date Received: 09/23/2021

Run	Prep Method	Analytical Method	Dilution	Analysis Date	Analyst	Prep Date	Batch
1	5030B	8260D	1	10/15/2021 0024	BBW		18891

Parameter	CAS Number	Analytical Method	Result	Q	LOQ	DL	Units	Run
tert-Amyl alcohol (TAA)	75-85-4	8260D	ND	H	20	8.0	ug/L	1
tert-Amyl methyl ether (TAME)	994-05-8	8260D	ND	H	10	0.42	ug/L	1
tert-Butyl formate (TBF)	762-75-4	8260D	ND	H	5.0	2.0	ug/L	1
Diisopropyl ether (IPE)	108-20-3	8260D	ND	H	1.0	0.40	ug/L	1
3,3-Dimethyl-1-butanol	624-95-3	8260D	ND	H	20	8.0	ug/L	1
Ethanol	64-17-5	8260D	ND	H	100	52	ug/L	1
Ethyl-tert-butyl ether (ETBE)	637-92-3	8260D	ND	H	1.0	0.40	ug/L	1
tert-butyl alcohol (TBA)	75-65-0	8260D	ND	H	20	8.0	ug/L	1

Surrogate	Q	Run 1 % Recovery	Acceptance Limits
1,2-Dichloroethane-d4	H	96	70-130
Toluene-d8	H	91	70-130
Bromofluorobenzene	H	90	70-130

LOQ = Limit of Quantitation
ND = Not detected at or above the DL
H = Out of holding time
B = Detected in the method blank
N = Recovery is out of criteria
W = Reported on wet weight basis
E = Quantitation of compound exceeded the calibration range
P = The RPD between two GC columns exceeds 40%
DL = Detection Limit
J = Estimated result < LOQ and ≥ DL
Q = Surrogate failure
L = LCS/LCSD failure
S = MS/MSD failure

Pace Analytical Services, LLC *(formerly Shealy Environmental Services, Inc.)*
106 Vantage Point Drive West Columbia, SC 29172 (803) 791-9700 Fax (803) 791-9111 www.pacelabs.com

EDB & DBCP by Microextraction

Client: Pace Analytical Services, LLC
Laboratory ID: WI25043-016
Description: MW10
Matrix: Aqueous
Date Sampled: 09/15/2021 1635
Date Received: 09/23/2021

Run	Prep Method	Analytical Method	Dilution	Analysis Date	Analyst	Prep Date	Batch
1	8011	8011	1	09/30/2021 2210	CMF	09/30/2021 1357	17201

Parameter	CAS Number	Analytical Method	Result	Q	LOQ	DL	Units	Run
1,2-Dibromo-3-chloropropane (DBCP)	96-12-8	8011	ND	H	0.020	0.0098	ug/L	1
1,2-Dibromoethane (EDB)	106-93-4	8011	ND	H	0.020	0.0049	ug/L	1

Surrogate	Q	Run 1 % Recovery	Acceptance Limits
1,1,1,2-Tetrachloroethane	H	79	57-137

LOQ = Limit of Quantitation
ND = Not detected at or above the DL
H = Out of holding time
B = Detected in the method blank
N = Recovery is out of criteria
W = Reported on wet weight basis
E = Quantitation of compound exceeded the calibration range
P = The RPD between two GC columns exceeds 40%
DL = Detection Limit
J = Estimated result < LOQ and ≥ DL
Q = Surrogate failure
L = LCS/LCSD failure
S = MS/MSD failure

Volatile Organic Compounds by GC/MS

Client: Pace Analytical Services, LLC
Laboratory ID: WI25043-017
Description: MW27
Matrix: Aqueous
Date Sampled: 09/15/2021 1705
Date Received: 09/23/2021

Run	Prep Method	Analytical Method	Dilution	Analysis Date	Analyst	Prep Date	Batch
1	5030B	8260D	1	09/28/2021 1425	ECB		18558

Parameter	CAS Number	Analytical Method	Result	Q	LOQ	DL	Units	Run
Benzene	71-43-2	8260D	ND		1.0	0.40	ug/L	1
1,2-Dichloroethane	107-06-2	8260D	ND		1.0	0.40	ug/L	1
Ethylbenzene	100-41-4	8260D	ND		1.0	0.40	ug/L	1
Methyl tertiary butyl ether (MTBE)	1634-04-4	8260D	ND		1.0	0.40	ug/L	1
Naphthalene	91-20-3	8260D	ND		1.0	0.40	ug/L	1
Toluene	108-88-3	8260D	ND		1.0	0.40	ug/L	1
Xylenes (total)	1330-20-7	8260D	ND		1.0	0.40	ug/L	1

Surrogate	Q	Run 1 % Recovery	Acceptance Limits
1,2-Dichloroethane-d4		122	70-130
Toluene-d8		99	70-130
Bromofluorobenzene		80	70-130

LOQ = Limit of Quantitation
ND = Not detected at or above the DL
H = Out of holding time
B = Detected in the method blank
N = Recovery is out of criteria
W = Reported on wet weight basis
E = Quantitation of compound exceeded the calibration range
P = The RPD between two GC columns exceeds 40%
DL = Detection Limit
J = Estimated result < LOQ and ≥ DL
Q = Surrogate failure
L = LCS/LCSD failure
S = MS/MSD failure

Pace Analytical Services, LLC *(formerly Shealy Environmental Services, Inc.)*
106 Vantage Point Drive West Columbia, SC 29172 (803) 791-9700 Fax (803) 791-9111 www.pacelabs.com

Volatile Organic Compounds by GC/MS

Client: Pace Analytical Services, LLC
Laboratory ID: WI25043-017
Description: MW27
Matrix: Aqueous
Date Sampled: 09/15/2021 1705
Date Received: 09/23/2021

Run	Prep Method	Analytical Method	Dilution	Analysis Date	Analyst	Prep Date	Batch
1	5030B	8260D	1	10/15/2021 0045	BBW		18891

Parameter	CAS Number	Analytical Method	Result	Q	LOQ	DL	Units	Run
tert-Amyl alcohol (TAA)	75-85-4	8260D	ND	H	20	8.0	ug/L	1
tert-Amyl methyl ether (TAME)	994-05-8	8260D	ND	H	10	0.42	ug/L	1
tert-Butyl formate (TBF)	762-75-4	8260D	ND	H	5.0	2.0	ug/L	1
Diisopropyl ether (IPE)	108-20-3	8260D	ND	H	1.0	0.40	ug/L	1
3,3-Dimethyl-1-butanol	624-95-3	8260D	ND	H	20	8.0	ug/L	1
Ethanol	64-17-5	8260D	ND	H	100	52	ug/L	1
Ethyl-tert-butyl ether (ETBE)	637-92-3	8260D	ND	H	1.0	0.40	ug/L	1
tert-butyl alcohol (TBA)	75-65-0	8260D	ND	H	20	8.0	ug/L	1

Surrogate	Q	Run 1 % Recovery	Acceptance Limits
1,2-Dichloroethane-d4	H	99	70-130
Toluene-d8	H	92	70-130
Bromofluorobenzene	H	88	70-130

LOQ = Limit of Quantitation
ND = Not detected at or above the DL
H = Out of holding time
B = Detected in the method blank
N = Recovery is out of criteria
W = Reported on wet weight basis
E = Quantitation of compound exceeded the calibration range
P = The RPD between two GC columns exceeds 40%
DL = Detection Limit
J = Estimated result < LOQ and ≥ DL
Q = Surrogate failure
L = LCS/LCSD failure
S = MS/MSD failure

Pace Analytical Services, LLC *(formerly Shealy Environmental Services, Inc.)*
106 Vantage Point Drive West Columbia, SC 29172 (803) 791-9700 Fax (803) 791-9111 www.pacelabs.com

EDB & DBCP by Microextraction

Client: Pace Analytical Services, LLC
Laboratory ID: WI25043-017
Description: MW27
Matrix: Aqueous
Date Sampled: 09/15/2021 1705
Date Received: 09/23/2021

Run	Prep Method	Analytical Method	Dilution	Analysis Date	Analyst	Prep Date	Batch
1	8011	8011	1	09/30/2021 2221	CMF	09/30/2021 1357	17201

Parameter	CAS Number	Analytical Method	Result	Q	LOQ	DL	Units	Run
1,2-Dibromo-3-chloropropane (DBCP)	96-12-8	8011	ND	H	0.020	0.010	ug/L	1
1,2-Dibromoethane (EDB)	106-93-4	8011	ND	H	0.020	0.0050	ug/L	1

Surrogate	Q	Run 1 % Recovery	Acceptance Limits
1,1,1,2-Tetrachloroethane	H	76	57-137

LOQ = Limit of Quantitation	B = Detected in the method blank	E = Quantitation of compound exceeded the calibration range	DL = Detection Limit	Q = Surrogate failure
ND = Not detected at or above the DL	N = Recovery is out of criteria	P = The RPD between two GC columns exceeds 40%	J = Estimated result < LOQ and ≥ DL	L = LCS/LCSD failure
H = Out of holding time	W = Reported on wet weight basis			S = MS/MSD failure

Pace Analytical Services, LLC *(formerly Shealy Environmental Services, Inc.)*
106 Vantage Point Drive West Columbia, SC 29172 (803) 791-9700 Fax (803) 791-9111 www.pacelabs.com

Volatile Organic Compounds by GC/MS

Client: Pace Analytical Services, LLC
Laboratory ID: WI25043-018
Description: MW03
Matrix: Aqueous
Date Sampled: 09/15/2021 1735
Date Received: 09/23/2021

Run	Prep Method	Analytical Method	Dilution	Analysis Date	Analyst	Prep Date	Batch
1	5030B	8260D	1	09/28/2021 1450	ECB		18558

Parameter	CAS Number	Analytical Method	Result	Q	LOQ	DL	Units	Run
Benzene	71-43-2	8260D	ND		1.0	0.40	ug/L	1
1,2-Dichloroethane	107-06-2	8260D	ND		1.0	0.40	ug/L	1
Ethylbenzene	100-41-4	8260D	ND		1.0	0.40	ug/L	1
Methyl tertiary butyl ether (MTBE)	1634-04-4	8260D	ND		1.0	0.40	ug/L	1
Naphthalene	91-20-3	8260D	ND		1.0	0.40	ug/L	1
Toluene	108-88-3	8260D	ND		1.0	0.40	ug/L	1
Xylenes (total)	1330-20-7	8260D	ND		1.0	0.40	ug/L	1

Surrogate	Q	Run 1 % Recovery	Acceptance Limits
1,2-Dichloroethane-d4		121	70-130
Toluene-d8		99	70-130
Bromofluorobenzene		80	70-130

LOQ = Limit of Quantitation
ND = Not detected at or above the DL
H = Out of holding time
B = Detected in the method blank
N = Recovery is out of criteria
W = Reported on wet weight basis
E = Quantitation of compound exceeded the calibration range
P = The RPD between two GC columns exceeds 40%
DL = Detection Limit
J = Estimated result < LOQ and ≥ DL
Q = Surrogate failure
L = LCS/LCSD failure
S = MS/MSD failure

Volatile Organic Compounds by GC/MS

Client: Pace Analytical Services, LLC
Laboratory ID: WI25043-018
Description: MW03
Matrix: Aqueous
Date Sampled: 09/15/2021 1735
Date Received: 09/23/2021

Run	Prep Method	Analytical Method	Dilution	Analysis Date	Analyst	Prep Date	Batch
1	5030B	8260D	1	10/15/2021 0107	BBW		18891

Parameter	CAS Number	Analytical Method	Result	Q	LOQ	DL	Units	Run
tert-Amyl alcohol (TAA)	75-85-4	8260D	ND	H	20	8.0	ug/L	1
tert-Amyl methyl ether (TAME)	994-05-8	8260D	ND	H	10	0.42	ug/L	1
tert-Butyl formate (TBF)	762-75-4	8260D	ND	H	5.0	2.0	ug/L	1
Diisopropyl ether (IPE)	108-20-3	8260D	ND	H	1.0	0.40	ug/L	1
3,3-Dimethyl-1-butanol	624-95-3	8260D	ND	H	20	8.0	ug/L	1
Ethanol	64-17-5	8260D	ND	H	100	52	ug/L	1
Ethyl-tert-butyl ether (ETBE)	637-92-3	8260D	ND	H	1.0	0.40	ug/L	1
tert-butyl alcohol (TBA)	75-65-0	8260D	ND	H	20	8.0	ug/L	1

Surrogate	Q	Run 1 % Recovery	Acceptance Limits
1,2-Dichloroethane-d4	H	90	70-130
Toluene-d8	H	93	70-130
Bromofluorobenzene	H	90	70-130

LOQ = Limit of Quantitation
ND = Not detected at or above the DL
H = Out of holding time
B = Detected in the method blank
N = Recovery is out of criteria
W = Reported on wet weight basis
E = Quantitation of compound exceeded the calibration range
P = The RPD between two GC columns exceeds 40%
DL = Detection Limit
J = Estimated result < LOQ and ≥ DL
Q = Surrogate failure
L = LCS/LCSD failure
S = MS/MSD failure

Pace Analytical Services, LLC *(formerly Shealy Environmental Services, Inc.)*
106 Vantage Point Drive West Columbia, SC 29172 (803) 791-9700 Fax (803) 791-9111 www.pacelabs.com

EDB & DBCP by Microextraction

Client: Pace Analytical Services, LLC
Laboratory ID: WI25043-018
Description: MW03
Matrix: Aqueous
Date Sampled: 09/15/2021 1735
Date Received: 09/23/2021

Run	Prep Method	Analytical Method	Dilution	Analysis Date	Analyst	Prep Date	Batch
1	8011	8011	1	09/30/2021 2231	CMF	09/30/2021 1357	17201

Parameter	CAS Number	Analytical Method	Result	Q	LOQ	DL	Units	Run
1,2-Dibromo-3-chloropropane (DBCP)	96-12-8	8011	ND	H	0.020	0.0099	ug/L	1
1,2-Dibromoethane (EDB)	106-93-4	8011	ND	H	0.020	0.0050	ug/L	1

Surrogate	Q	Run 1 % Recovery	Acceptance Limits
1,1,1,2-Tetrachloroethane	H	75	57-137

LOQ = Limit of Quantitation	B = Detected in the method blank	E = Quantitation of compound exceeded the calibration range	DL = Detection Limit	Q = Surrogate failure
ND = Not detected at or above the DL	N = Recovery is out of criteria	P = The RPD between two GC columns exceeds 40%	J = Estimated result < LOQ and ≥ DL	L = LCS/LCSD failure
H = Out of holding time	W = Reported on wet weight basis			S = MS/MSD failure

Pace Analytical Services, LLC *(formerly Shealy Environmental Services, Inc.)*
106 Vantage Point Drive West Columbia, SC 29172 (803) 791-9700 Fax (803) 791-9111 www.pacelabs.com

Volatile Organic Compounds by GC/MS

Client: Pace Analytical Services, LLC
Laboratory ID: WI25043-019
Description: MW23
Matrix: Aqueous
Date Sampled: 09/15/2021 1840
Date Received: 09/23/2021

Run	Prep Method	Analytical Method	Dilution	Analysis Date	Analyst	Prep Date	Batch
1	5030B	8260D	1	09/28/2021 1516	ECB		18558

Parameter	CAS Number	Analytical Method	Result	Q	LOQ	DL	Units	Run
Benzene	71-43-2	8260D	ND		1.0	0.40	ug/L	1
1,2-Dichloroethane	107-06-2	8260D	ND		1.0	0.40	ug/L	1
Ethylbenzene	100-41-4	8260D	ND		1.0	0.40	ug/L	1
Methyl tertiary butyl ether (MTBE)	1634-04-4	8260D	ND		1.0	0.40	ug/L	1
Naphthalene	91-20-3	8260D	ND		1.0	0.40	ug/L	1
Toluene	108-88-3	8260D	ND		1.0	0.40	ug/L	1
Xylenes (total)	1330-20-7	8260D	ND		1.0	0.40	ug/L	1

Surrogate	Q	Run 1 % Recovery	Acceptance Limits
1,2-Dichloroethane-d4		123	70-130
Toluene-d8		100	70-130
Bromofluorobenzene		82	70-130

LOQ = Limit of Quantitation
B = Detected in the method blank
E = Quantitation of compound exceeded the calibration range
DL = Detection Limit
Q = Surrogate failure
ND = Not detected at or above the DL
N = Recovery is out of criteria
P = The RPD between two GC columns exceeds 40%
J = Estimated result < LOQ and ≥ DL
L = LCS/LCSD failure
H = Out of holding time
W = Reported on wet weight basis
S = MS/MSD failure

Pace Analytical Services, LLC *(formerly Shealy Environmental Services, Inc.)*
106 Vantage Point Drive West Columbia, SC 29172 (803) 791-9700 Fax (803) 791-9111 www.pacelabs.com

Volatile Organic Compounds by GC/MS

Client: Pace Analytical Services, LLC
Laboratory ID: WI25043-019
Description: MW23
Matrix: Aqueous
Date Sampled: 09/15/2021 1840
Date Received: 09/23/2021

Run	Prep Method	Analytical Method	Dilution	Analysis Date	Analyst	Prep Date	Batch
1	5030B	8260D	1	10/15/2021 0130	BBW		18891

Parameter	CAS Number	Analytical Method	Result	Q	LOQ	DL	Units	Run
tert-Amyl alcohol (TAA)	75-85-4	8260D	ND	H	20	8.0	ug/L	1
tert-Amyl methyl ether (TAME)	994-05-8	8260D	ND	H	10	0.42	ug/L	1
tert-Butyl formate (TBF)	762-75-4	8260D	ND	H	5.0	2.0	ug/L	1
Diisopropyl ether (IPE)	108-20-3	8260D	ND	H	1.0	0.40	ug/L	1
3,3-Dimethyl-1-butanol	624-95-3	8260D	ND	H	20	8.0	ug/L	1
Ethanol	64-17-5	8260D	ND	H	100	52	ug/L	1
Ethyl-tert-butyl ether (ETBE)	637-92-3	8260D	ND	H	1.0	0.40	ug/L	1
tert-butyl alcohol (TBA)	75-65-0	8260D	ND	H	20	8.0	ug/L	1

Surrogate	Q	Run 1 % Recovery	Acceptance Limits
1,2-Dichloroethane-d4	H	95	70-130
Toluene-d8	H	91	70-130
Bromofluorobenzene	H	90	70-130

LOQ = Limit of Quantitation
ND = Not detected at or above the DL
H = Out of holding time
B = Detected in the method blank
N = Recovery is out of criteria
W = Reported on wet weight basis
E = Quantitation of compound exceeded the calibration range
P = The RPD between two GC columns exceeds 40%
DL = Detection Limit
J = Estimated result < LOQ and ≥ DL
Q = Surrogate failure
L = LCS/LCSD failure
S = MS/MSD failure

Pace Analytical Services, LLC *(formerly Shealy Environmental Services, Inc.)*
106 Vantage Point Drive West Columbia, SC 29172 (803) 791-9700 Fax (803) 791-9111 www.pacelabs.com

EDB & DBCP by Microextraction

Client: Pace Analytical Services, LLC
Laboratory ID: WI25043-019
Description: MW23
Matrix: Aqueous
Date Sampled: 09/15/2021 1840
Date Received: 09/23/2021

Run	Prep Method	Analytical Method	Dilution	Analysis Date	Analyst	Prep Date	Batch
1	8011	8011	1	09/30/2021 2241	CMF	09/30/2021 1357	17201

Parameter	CAS Number	Analytical Method	Result	Q	LOQ	DL	Units	Run
1,2-Dibromo-3-chloropropane (DBCP)	96-12-8	8011	ND	H	0.020	0.0099	ug/L	1
1,2-Dibromoethane (EDB)	106-93-4	8011	ND	H	0.020	0.0050	ug/L	1

Surrogate	Q	Run 1 % Recovery	Acceptance Limits
1,1,1,2-Tetrachloroethane	H	69	57-137

LOQ = Limit of Quantitation	B = Detected in the method blank	E = Quantitation of compound exceeded the calibration range	DL = Detection Limit	Q = Surrogate failure
ND = Not detected at or above the DL	N = Recovery is out of criteria	P = The RPD between two GC columns exceeds 40%	J = Estimated result < LOQ and ≥ DL	L = LCS/LCSD failure
H = Out of holding time	W = Reported on wet weight basis			S = MS/MSD failure

Pace Analytical Services, LLC *(formerly Shealy Environmental Services, Inc.)*
106 Vantage Point Drive West Columbia, SC 29172 (803) 791-9700 Fax (803) 791-9111 www.pacelabs.com

Volatile Organic Compounds by GC/MS

Client: Pace Analytical Services, LLC
Laboratory ID: WI25043-020
Description: MW23I
Matrix: Aqueous
Date Sampled: 09/15/2021 1810
Date Received: 09/23/2021

Run	Prep Method	Analytical Method	Dilution	Analysis Date	Analyst	Prep Date	Batch
1	5030B	8260D	100	09/28/2021 0847	ECB		18556

Parameter	CAS Number	Analytical Method	Result	Q	LOQ	DL	Units	Run
Benzene	71-43-2	8260D	5400		100	40	ug/L	1
1,2-Dichloroethane	107-06-2	8260D	60	J	100	40	ug/L	1
Ethylbenzene	100-41-4	8260D	200		100	40	ug/L	1
Methyl tertiary butyl ether (MTBE)	1634-04-4	8260D	390		100	40	ug/L	1
Naphthalene	91-20-3	8260D	200		100	40	ug/L	1
Toluene	108-88-3	8260D	55	J	100	40	ug/L	1
Xylenes (total)	1330-20-7	8260D	ND		100	40	ug/L	1

Surrogate	Q	Run 1 % Recovery	Acceptance Limits
1,2-Dichloroethane-d4		115	70-130
Toluene-d8		99	70-130
Bromofluorobenzene		79	70-130

LOQ = Limit of Quantitation
B = Detected in the method blank
E = Quantitation of compound exceeded the calibration range
DL = Detection Limit
Q = Surrogate failure
ND = Not detected at or above the DL
N = Recovery is out of criteria
P = The RPD between two GC columns exceeds 40%
J = Estimated result < LOQ and ≥ DL
L = LCS/LCSD failure
H = Out of holding time
W = Reported on wet weight basis
S = MS/MSD failure

Pace Analytical Services, LLC *(formerly Shealy Environmental Services, Inc.)*
106 Vantage Point Drive West Columbia, SC 29172 (803) 791-9700 Fax (803) 791-9111 www.pacelabs.com

Volatile Organic Compounds by GC/MS

Client: Pace Analytical Services, LLC
Laboratory ID: WI25043-020
Description: MW23I
Matrix: Aqueous
Date Sampled: 09/15/2021 1810
Date Received: 09/23/2021

Run	Prep Method	Analytical Method	Dilution	Analysis Date	Analyst	Prep Date	Batch
1	5030B	8260D	100	10/15/2021 0341	BBW		18891
2	5030B	8260D	1	10/19/2021 0137	JWO		19275

Parameter	CAS Number	Analytical Method	Result	Q	LOQ	DL	Units	Run
tert-Amyl alcohol (TAA)	75-85-4	8260D	19000	H	2000	800	ug/L	1
tert-Amyl methyl ether (TAME)	994-05-8	8260D	15	H	10	0.42	ug/L	2
tert-Butyl formate (TBF)	762-75-4	8260D	ND	H	5.0	2.0	ug/L	2
Diisopropyl ether (IPE)	108-20-3	8260D	610	H	100	40	ug/L	1
3,3-Dimethyl-1-butanol	624-95-3	8260D	ND	H	20	8.0	ug/L	2
Ethanol	64-17-5	8260D	ND	H	100	52	ug/L	2
Ethyl-tert-butyl ether (ETBE)	637-92-3	8260D	1.4	H	1.0	0.40	ug/L	2
tert-butyl alcohol (TBA)	75-65-0	8260D	940	H	20	8.0	ug/L	2

Surrogate	Run 1 Q	Run 1 % Recovery	Run 1 Acceptance Limits	Run 2 Q	Run 2 % Recovery	Run 2 Acceptance Limits
1,2-Dichloroethane-d4	H	96	70-130	H	84	70-130
Toluene-d8	H	92	70-130	H	107	70-130
Bromofluorobenzene	H	89	70-130	H	101	70-130

LOQ = Limit of Quantitation
ND = Not detected at or above the DL
H = Out of holding time
B = Detected in the method blank
N = Recovery is out of criteria
W = Reported on wet weight basis
E = Quantitation of compound exceeded the calibration range
P = The RPD between two GC columns exceeds 40%
DL = Detection Limit
J = Estimated result < LOQ and ≥ DL
Q = Surrogate failure
L = LCS/LCSD failure
S = MS/MSD failure

Pace Analytical Services, LLC *(formerly Shealy Environmental Services, Inc.)*
106 Vantage Point Drive West Columbia, SC 29172 (803) 791-9700 Fax (803) 791-9111 www.pacelabs.com

EDB & DBCP by Microextraction

Client: Pace Analytical Services, LLC
Laboratory ID: WI25043-020
Description: MW23I
Matrix: Aqueous
Date Sampled: 09/15/2021 1810
Date Received: 09/23/2021

Run	Prep Method	Analytical Method	Dilution	Analysis Date	Analyst	Prep Date	Batch
1	8011	8011	10	10/06/2021 1349	CMF	09/30/2021 1357	17201

Parameter	CAS Number	Analytical Method	Result	Q	LOQ	DL	Units	Run
1,2-Dibromo-3-chloropropane (DBCP)	96-12-8	8011	0.40	HPQ	0.19	0.095	ug/L	1
1,2-Dibromoethane (EDB)	106-93-4	8011	ND	HQ	0.19	0.048	ug/L	1

Surrogate	Q	Run 1 % Recovery	Acceptance Limits
1,1,1,2-Tetrachloroethane	HN	207	57-137

LOQ = Limit of Quantitation
ND = Not detected at or above the DL
H = Out of holding time
B = Detected in the method blank
N = Recovery is out of criteria
W = Reported on wet weight basis
E = Quantitation of compound exceeded the calibration range
P = The RPD between two GC columns exceeds 40%
DL = Detection Limit
J = Estimated result < LOQ and ≥ DL
Q = Surrogate failure
L = LCS/LCSD failure
S = MS/MSD failure

Pace Analytical Services, LLC *(formerly Shealy Environmental Services, Inc.)*
106 Vantage Point Drive West Columbia, SC 29172 (803) 791-9700 Fax (803) 791-9111 www.pacelabs.com

Volatile Organic Compounds by GC/MS

Client: Pace Analytical Services, LLC
Laboratory ID: WI25043-021
Description: MW19
Matrix: Aqueous
Date Sampled: 09/15/2021 0950
Date Received: 09/23/2021

Run	Prep Method	Analytical Method	Dilution	Analysis Date	Analyst	Prep Date	Batch
1	5030B	8260D	1	09/28/2021 1542	ECB		18558

Parameter	CAS Number	Analytical Method	Result	Q	LOQ	DL	Units	Run
Benzene	71-43-2	8260D	ND		1.0	0.40	ug/L	1
1,2-Dichloroethane	107-06-2	8260D	ND		1.0	0.40	ug/L	1
Ethylbenzene	100-41-4	8260D	ND		1.0	0.40	ug/L	1
Methyl tertiary butyl ether (MTBE)	1634-04-4	8260D	ND		1.0	0.40	ug/L	1
Naphthalene	91-20-3	8260D	ND		1.0	0.40	ug/L	1
Toluene	108-88-3	8260D	ND		1.0	0.40	ug/L	1
Xylenes (total)	1330-20-7	8260D	ND		1.0	0.40	ug/L	1

Surrogate	Q	Run 1 % Recovery	Acceptance Limits
1,2-Dichloroethane-d4		124	70-130
Toluene-d8		102	70-130
Bromofluorobenzene		83	70-130

LOQ = Limit of Quantitation
B = Detected in the method blank
E = Quantitation of compound exceeded the calibration range
DL = Detection Limit
Q = Surrogate failure
ND = Not detected at or above the DL
N = Recovery is out of criteria
P = The RPD between two GC columns exceeds 40%
J = Estimated result < LOQ and ≥ DL
L = LCS/LCSD failure
H = Out of holding time
W = Reported on wet weight basis
S = MS/MSD failure

Pace Analytical Services, LLC *(formerly Shealy Environmental Services, Inc.)*
106 Vantage Point Drive West Columbia, SC 29172 (803) 791-9700 Fax (803) 791-9111 www.pacelabs.com

Volatile Organic Compounds by GC/MS

Client: Pace Analytical Services, LLC
Laboratory ID: WI25043-021
Description: MW19
Matrix: Aqueous
Date Sampled: 09/15/2021 0950
Date Received: 09/23/2021

Run	Prep Method	Analytical Method	Dilution	Analysis Date	Analyst	Prep Date	Batch
1	5030B	8260D	1	10/14/2021 0456	BBW		18716

Parameter	CAS Number	Analytical Method	Result	Q	LOQ	DL	Units	Run
tert-Amyl alcohol (TAA)	75-85-4	8260D	ND	H	20	8.0	ug/L	1
tert-Amyl methyl ether (TAME)	994-05-8	8260D	ND	H	10	0.42	ug/L	1
tert-Butyl formate (TBF)	762-75-4	8260D	ND	H	5.0	2.0	ug/L	1
Diisopropyl ether (IPE)	108-20-3	8260D	ND	H	1.0	0.40	ug/L	1
3,3-Dimethyl-1-butanol	624-95-3	8260D	ND	H	20	8.0	ug/L	1
Ethanol	64-17-5	8260D	ND	H	100	52	ug/L	1
Ethyl-tert-butyl ether (ETBE)	637-92-3	8260D	ND	H	1.0	0.40	ug/L	1
tert-butyl alcohol (TBA)	75-65-0	8260D	ND	H	20	8.0	ug/L	1

Surrogate	Q	Run 1 % Recovery	Acceptance Limits
1,2-Dichloroethane-d4	H	93	70-130
Toluene-d8	H	106	70-130
Bromofluorobenzene	H	100	70-130

LOQ = Limit of Quantitation
ND = Not detected at or above the DL
H = Out of holding time
B = Detected in the method blank
N = Recovery is out of criteria
W = Reported on wet weight basis
E = Quantitation of compound exceeded the calibration range
P = The RPD between two GC columns exceeds 40%
DL = Detection Limit
J = Estimated result < LOQ and ≥ DL
Q = Surrogate failure
L = LCS/LCSD failure
S = MS/MSD failure

Pace Analytical Services, LLC *(formerly Shealy Environmental Services, Inc.)*
106 Vantage Point Drive West Columbia, SC 29172 (803) 791-9700 Fax (803) 791-9111 www.pacelabs.com

EDB & DBCP by Microextraction

Client: Pace Analytical Services, LLC
Laboratory ID: WI25043-021
Description: MW19
Matrix: Aqueous
Date Sampled: 09/15/2021 0950
Date Received: 09/23/2021

Run	Prep Method	Analytical Method	Dilution	Analysis Date	Analyst	Prep Date	Batch
1	8011	8011	1	10/04/2021 1357	CMF	09/30/2021 1407	17202

Parameter	CAS Number	Analytical Method	Result	Q	LOQ	DL	Units	Run
1,2-Dibromo-3-chloropropane (DBCP)	96-12-8	8011	0.098	HP	0.020	0.0099	ug/L	1
1,2-Dibromoethane (EDB)	106-93-4	8011	ND	H	0.020	0.0049	ug/L	1

Surrogate	Q	Run 1 % Recovery	Acceptance Limits
1,1,1,2-Tetrachloroethane	H	94	57-137

LOQ = Limit of Quantitation	B = Detected in the method blank	E = Quantitation of compound exceeded the calibration range	DL = Detection Limit	Q = Surrogate failure
ND = Not detected at or above the DL	N = Recovery is out of criteria	P = The RPD between two GC columns exceeds 40%	J = Estimated result < LOQ and ≥ DL	L = LCS/LCSD failure
H = Out of holding time	W = Reported on wet weight basis			S = MS/MSD failure

Pace Analytical Services, LLC *(formerly Shealy Environmental Services, Inc.)*
106 Vantage Point Drive West Columbia, SC 29172 (803) 791-9700 Fax (803) 791-9111 www.pacelabs.com

Volatile Organic Compounds by GC/MS

Client: Pace Analytical Services, LLC
Laboratory ID: WI25043-022
Description: MW19I
Matrix: Aqueous
Date Sampled: 09/15/2021 1915
Date Received: 09/23/2021

Run	Prep Method	Analytical Method	Dilution	Analysis Date	Analyst	Prep Date	Batch
1	5030B	8260D	1	09/28/2021 1608	ECB		18558

Parameter	CAS Number	Analytical Method	Result	Q	LOQ	DL	Units	Run
Benzene	71-43-2	8260D	ND		1.0	0.40	ug/L	1
1,2-Dichloroethane	107-06-2	8260D	ND		1.0	0.40	ug/L	1
Ethylbenzene	100-41-4	8260D	ND		1.0	0.40	ug/L	1
Methyl tertiary butyl ether (MTBE)	1634-04-4	8260D	0.65	J	1.0	0.40	ug/L	1
Naphthalene	91-20-3	8260D	ND		1.0	0.40	ug/L	1
Toluene	108-88-3	8260D	ND		1.0	0.40	ug/L	1
Xylenes (total)	1330-20-7	8260D	ND		1.0	0.40	ug/L	1

Surrogate	Q	Run 1 % Recovery	Acceptance Limits
1,2-Dichloroethane-d4		124	70-130
Toluene-d8		101	70-130
Bromofluorobenzene		80	70-130

LOQ = Limit of Quantitation
B = Detected in the method blank
E = Quantitation of compound exceeded the calibration range
DL = Detection Limit
Q = Surrogate failure
ND = Not detected at or above the DL
N = Recovery is out of criteria
P = The RPD between two GC columns exceeds 40%
J = Estimated result < LOQ and ≥ DL
L = LCS/LCSD failure
H = Out of holding time
W = Reported on wet weight basis
S = MS/MSD failure

Pace Analytical Services, LLC *(formerly Shealy Environmental Services, Inc.)*
106 Vantage Point Drive West Columbia, SC 29172 (803) 791-9700 Fax (803) 791-9111 www.pacelabs.com

Volatile Organic Compounds by GC/MS

Client: Pace Analytical Services, LLC
Laboratory ID: WI25043-022
Description: MW19I
Matrix: Aqueous
Date Sampled: 09/15/2021 1915
Date Received: 09/23/2021

Run	Prep Method	Analytical Method	Dilution	Analysis Date	Analyst	Prep Date	Batch
1	5030B	8260D	1	10/14/2021 0521	BBW		18716

Parameter	CAS Number	Analytical Method	Result	Q	LOQ	DL	Units	Run
tert-Amyl alcohol (TAA)	75-85-4	8260D	ND	H	20	8.0	ug/L	1
tert-Amyl methyl ether (TAME)	994-05-8	8260D	ND	H	10	0.42	ug/L	1
tert-Butyl formate (TBF)	762-75-4	8260D	ND	H	5.0	2.0	ug/L	1
Diisopropyl ether (IPE)	108-20-3	8260D	1.6	H	1.0	0.40	ug/L	1
3,3-Dimethyl-1-butanol	624-95-3	8260D	ND	H	20	8.0	ug/L	1
Ethanol	64-17-5	8260D	ND	H	100	52	ug/L	1
Ethyl-tert-butyl ether (ETBE)	637-92-3	8260D	ND	H	1.0	0.40	ug/L	1
tert-butyl alcohol (TBA)	75-65-0	8260D	ND	H	20	8.0	ug/L	1

Surrogate	Q	Run 1 % Recovery	Acceptance Limits
1,2-Dichloroethane-d4	H	92	70-130
Toluene-d8	H	105	70-130
Bromofluorobenzene	H	97	70-130

LOQ = Limit of Quantitation
ND = Not detected at or above the DL
H = Out of holding time
B = Detected in the method blank
N = Recovery is out of criteria
W = Reported on wet weight basis
E = Quantitation of compound exceeded the calibration range
P = The RPD between two GC columns exceeds 40%
DL = Detection Limit
J = Estimated result < LOQ and ≥ DL
Q = Surrogate failure
L = LCS/LCSD failure
S = MS/MSD failure

Pace Analytical Services, LLC *(formerly Shealy Environmental Services, Inc.)*
106 Vantage Point Drive West Columbia, SC 29172 (803) 791-9700 Fax (803) 791-9111 www.pacelabs.com

EDB & DBCP by Microextraction

Client: Pace Analytical Services, LLC
Laboratory ID: WI25043-022
Description: MW19I
Matrix: Aqueous
Date Sampled: 09/15/2021 1915
Date Received: 09/23/2021

Run	Prep Method	Analytical Method	Dilution	Analysis Date	Analyst	Prep Date	Batch
1	8011	8011	1	09/30/2021 2353	CMF	09/30/2021 1407	17202

Parameter	CAS Number	Analytical Method	Result	Q	LOQ	DL	Units	Run
1,2-Dibromo-3-chloropropane (DBCP)	96-12-8	8011	ND	H	0.020	0.0099	ug/L	1
1,2-Dibromoethane (EDB)	106-93-4	8011	ND	H	0.020	0.0049	ug/L	1

Surrogate	Q	Run 1 % Recovery	Acceptance Limits
1,1,1,2-Tetrachloroethane	H	73	57-137

LOQ = Limit of Quantitation	B = Detected in the method blank	E = Quantitation of compound exceeded the calibration range	DL = Detection Limit	Q = Surrogate failure
ND = Not detected at or above the DL	N = Recovery is out of criteria	P = The RPD between two GC columns exceeds 40%	J = Estimated result < LOQ and ≥ DL	L = LCS/LCSD failure
H = Out of holding time	W = Reported on wet weight basis			S = MS/MSD failure

Pace Analytical Services, LLC *(formerly Shealy Environmental Services, Inc.)*
106 Vantage Point Drive West Columbia, SC 29172 (803) 791-9700 Fax (803) 791-9111 www.pacelabs.com

Volatile Organic Compounds by GC/MS

Client: Pace Analytical Services, LLC
Laboratory ID: WI25043-023
Description: MW20
Matrix: Aqueous
Date Sampled: 09/15/2021 2020
Date Received: 09/23/2021

Run	Prep Method	Analytical Method	Dilution	Analysis Date	Analyst	Prep Date	Batch
1	5030B	8260D	20	09/28/2021 1959	ECB		18558
2	5030B	8260D	5	09/30/2021 1050	ECB		18563

Parameter	CAS Number	Analytical Method	Result	Q	LOQ	DL	Units	Run
Benzene	71-43-2	8260D	520		20	8.0	ug/L	1
1,2-Dichloroethane	107-06-2	8260D	ND		20	8.0	ug/L	1
Ethylbenzene	100-41-4	8260D	160		20	8.0	ug/L	1
Methyl tertiary butyl ether (MTBE)	1634-04-4	8260D	32		20	8.0	ug/L	1
Naphthalene	91-20-3	8260D	20		20	8.0	ug/L	1
Toluene	108-88-3	8260D	280		20	8.0	ug/L	1
Xylenes (total)	1330-20-7	8260D	110		20	8.0	ug/L	1

Surrogate	Run 1 Q	Run 1 % Recovery	Run 1 Acceptance Limits	Run 2 Q	Run 2 % Recovery	Run 2 Acceptance Limits
1,2-Dichloroethane-d4		117	70-130	H	91	70-130
Toluene-d8		107	70-130	H	98	70-130
Bromofluorobenzene		87	70-130	H	104	70-130

LOQ = Limit of Quantitation
ND = Not detected at or above the DL
H = Out of holding time
B = Detected in the method blank
N = Recovery is out of criteria
W = Reported on wet weight basis
E = Quantitation of compound exceeded the calibration range
P = The RPD between two GC columns exceeds 40%
DL = Detection Limit
J = Estimated result < LOQ and ≥ DL
Q = Surrogate failure
L = LCS/LCSD failure
S = MS/MSD failure

Pace Analytical Services, LLC *(formerly Shealy Environmental Services, Inc.)*
106 Vantage Point Drive West Columbia, SC 29172 (803) 791-9700 Fax (803) 791-9111 www.pacelabs.com

Volatile Organic Compounds by GC/MS

Client: Pace Analytical Services, LLC
Laboratory ID: WI25043-023
Description: MW20
Matrix: Aqueous
Date Sampled: 09/15/2021 2020
Date Received: 09/23/2021

Run	Prep Method	Analytical Method	Dilution	Analysis Date	Analyst	Prep Date	Batch
1	5030B	8260D	20	09/28/2021 1959	ECB		18558
2	5030B	8260D	5	09/30/2021 1050	ECB		18563

Parameter	CAS Number	Analytical Method	Result	Q	LOQ	DL	Units	Run
Benzene	71-43-2	8260D	460	H	5.0	2.0	ug/L	2
1,2-Dichloroethane	107-06-2	8260D	6.5	H	5.0	2.0	ug/L	2
Ethylbenzene	100-41-4	8260D	180	H	5.0	2.0	ug/L	2
Methyl tertiary butyl ether (MTBE)	1634-04-4	8260D	32	H	5.0	2.0	ug/L	2
Naphthalene	91-20-3	8260D	23	H	5.0	2.0	ug/L	2
Toluene	108-88-3	8260D	230	H	5.0	2.0	ug/L	2
Xylenes (total)	1330-20-7	8260D	130	H	5.0	2.0	ug/L	2

Surrogate	Q	Run 1 % Recovery	Run 1 Acceptance Limits	Q	Run 2 % Recovery	Run 2 Acceptance Limits
1,2-Dichloroethane-d4		117	70-130	H	91	70-130
Toluene-d8		107	70-130	H	98	70-130
Bromofluorobenzene		87	70-130	H	104	70-130

LOQ = Limit of Quantitation
ND = Not detected at or above the DL
H = Out of holding time
B = Detected in the method blank
N = Recovery is out of criteria
W = Reported on wet weight basis
E = Quantitation of compound exceeded the calibration range
P = The RPD between two GC columns exceeds 40%
DL = Detection Limit
J = Estimated result < LOQ and ≥ DL
Q = Surrogate failure
L = LCS/LCSD failure
S = MS/MSD failure

Pace Analytical Services, LLC *(formerly Shealy Environmental Services, Inc.)*
106 Vantage Point Drive West Columbia, SC 29172 (803) 791-9700 Fax (803) 791-9111 www.pacelabs.com

Volatile Organic Compounds by GC/MS

Client: Pace Analytical Services, LLC
Laboratory ID: WI25043-023
Description: MW20
Matrix: Aqueous
Date Sampled: 09/15/2021 2020
Date Received: 09/23/2021

Run	Prep Method	Analytical Method	Dilution	Analysis Date	Analyst	Prep Date	Batch
1	5030B	8260D	5	10/14/2021 0658	BBW		18716

Parameter	CAS Number	Analytical Method	Result	Q	LOQ	DL	Units	Run
tert-Amyl alcohol (TAA)	75-85-4	8260D	11000	H	100	40	ug/L	1
tert-Amyl methyl ether (TAME)	994-05-8	8260D	2.4	HJ	50	2.1	ug/L	1
tert-Butyl formate (TBF)	762-75-4	8260D	ND	H	25	10	ug/L	1
Diisopropyl ether (IPE)	108-20-3	8260D	210	H	5.0	2.0	ug/L	1
3,3-Dimethyl-1-butanol	624-95-3	8260D	ND	H	100	40	ug/L	1
Ethanol	64-17-5	8260D	ND	H	500	260	ug/L	1
Ethyl-tert-butyl ether (ETBE)	637-92-3	8260D	ND	H	5.0	2.0	ug/L	1
tert-butyl alcohol (TBA)	75-65-0	8260D	530	H	100	40	ug/L	1

Surrogate	Q	Run 1 % Recovery	Acceptance Limits
1,2-Dichloroethane-d4	H	94	70-130
Toluene-d8	H	107	70-130
Bromofluorobenzene	H	102	70-130

LOQ = Limit of Quantitation
ND = Not detected at or above the DL
H = Out of holding time
B = Detected in the method blank
N = Recovery is out of criteria
W = Reported on wet weight basis
E = Quantitation of compound exceeded the calibration range
P = The RPD between two GC columns exceeds 40%
DL = Detection Limit
J = Estimated result < LOQ and ≥ DL
Q = Surrogate failure
L = LCS/LCSD failure
S = MS/MSD failure

Pace Analytical Services, LLC *(formerly Shealy Environmental Services, Inc.)*
106 Vantage Point Drive West Columbia, SC 29172 (803) 791-9700 Fax (803) 791-9111 www.pacelabs.com

EDB & DBCP by Microextraction

Client: Pace Analytical Services, LLC
Laboratory ID: WI25043-023
Description: MW20
Matrix: Aqueous
Date Sampled: 09/15/2021 2020
Date Received: 09/23/2021

Run	Prep Method	Analytical Method	Dilution	Analysis Date	Analyst	Prep Date	Batch
1	8011	8011	1	10/04/2021 1438	CMF	09/30/2021 1407	17202

Parameter	CAS Number	Analytical Method	Result	Q	LOQ	DL	Units	Run
1,2-Dibromo-3-chloropropane (DBCP)	96-12-8	8011	0.16	HP	0.020	0.0098	ug/L	1
1,2-Dibromoethane (EDB)	106-93-4	8011	ND	H	0.020	0.0049	ug/L	1

Surrogate	Q	Run 1 % Recovery	Acceptance Limits
1,1,1,2-Tetrachloroethane	H	59	57-137

LOQ = Limit of Quantitation
ND = Not detected at or above the DL
H = Out of holding time
B = Detected in the method blank
N = Recovery is out of criteria
W = Reported on wet weight basis
E = Quantitation of compound exceeded the calibration range
P = The RPD between two GC columns exceeds 40%
DL = Detection Limit
J = Estimated result < LOQ and ≥ DL
Q = Surrogate failure
L = LCS/LCSD failure
S = MS/MSD failure

Pace Analytical Services, LLC *(formerly Shealy Environmental Services, Inc.)*
106 Vantage Point Drive West Columbia, SC 29172 (803) 791-9700 Fax (803) 791-9111 www.pacelabs.com

Volatile Organic Compounds by GC/MS

Client: Pace Analytical Services, LLC
Laboratory ID: WI25043-024
Description: MW22
Matrix: Aqueous
Date Sampled: 09/16/2021 2020
Date Received: 09/23/2021

Run	Prep Method	Analytical Method	Dilution	Analysis Date	Analyst	Prep Date	Batch
1	5030B	8260D	1	09/28/2021 1634	ECB		18558

Parameter	CAS Number	Analytical Method	Result	Q	LOQ	DL	Units	Run
Benzene	71-43-2	8260D	7.6		1.0	0.40	ug/L	1
1,2-Dichloroethane	107-06-2	8260D	ND		1.0	0.40	ug/L	1
Ethylbenzene	100-41-4	8260D	ND		1.0	0.40	ug/L	1
Methyl tertiary butyl ether (MTBE)	1634-04-4	8260D	ND		1.0	0.40	ug/L	1
Naphthalene	91-20-3	8260D	ND		1.0	0.40	ug/L	1
Toluene	108-88-3	8260D	ND		1.0	0.40	ug/L	1
Xylenes (total)	1330-20-7	8260D	0.93	J	1.0	0.40	ug/L	1

Surrogate	Q	Run 1 % Recovery	Acceptance Limits
1,2-Dichloroethane-d4		118	70-130
Toluene-d8		101	70-130
Bromofluorobenzene		80	70-130

LOQ = Limit of Quantitation	B = Detected in the method blank	E = Quantitation of compound exceeded the calibration range	DL = Detection Limit	Q = Surrogate failure
ND = Not detected at or above the DL	N = Recovery is out of criteria	P = The RPD between two GC columns exceeds 40%	J = Estimated result < LOQ and ≥ DL	L = LCS/LCSD failure
H = Out of holding time	W = Reported on wet weight basis			S = MS/MSD failure

Volatile Organic Compounds by GC/MS

Client: Pace Analytical Services, LLC
Laboratory ID: WI25043-024
Description: MW22
Matrix: Aqueous
Date Sampled: 09/16/2021 2020
Date Received: 09/23/2021

Run	Prep Method	Analytical Method	Dilution	Analysis Date	Analyst	Prep Date	Batch
1	5030B	8260D	1	10/14/2021 0545	BBW		18716

Parameter	CAS Number	Analytical Method	Result	Q	LOQ	DL	Units	Run
tert-Amyl alcohol (TAA)	75-85-4	8260D	ND	H	20	8.0	ug/L	1
tert-Amyl methyl ether (TAME)	994-05-8	8260D	ND	H	10	0.42	ug/L	1
tert-Butyl formate (TBF)	762-75-4	8260D	ND	H	5.0	2.0	ug/L	1
Diisopropyl ether (IPE)	108-20-3	8260D	ND	H	1.0	0.40	ug/L	1
3,3-Dimethyl-1-butanol	624-95-3	8260D	ND	H	20	8.0	ug/L	1
Ethanol	64-17-5	8260D	ND	H	100	52	ug/L	1
Ethyl-tert-butyl ether (ETBE)	637-92-3	8260D	ND	H	1.0	0.40	ug/L	1
tert-butyl alcohol (TBA)	75-65-0	8260D	ND	H	20	8.0	ug/L	1

Surrogate	Q	Run 1 % Recovery	Acceptance Limits
1,2-Dichloroethane-d4	H	90	70-130
Toluene-d8	H	107	70-130
Bromofluorobenzene	H	100	70-130

LOQ = Limit of Quantitation
ND = Not detected at or above the DL
H = Out of holding time
B = Detected in the method blank
N = Recovery is out of criteria
W = Reported on wet weight basis
E = Quantitation of compound exceeded the calibration range
P = The RPD between two GC columns exceeds 40%
DL = Detection Limit
J = Estimated result < LOQ and ≥ DL
Q = Surrogate failure
L = LCS/LCSD failure
S = MS/MSD failure

Pace Analytical Services, LLC *(formerly Shealy Environmental Services, Inc.)*
106 Vantage Point Drive West Columbia, SC 29172 (803) 791-9700 Fax (803) 791-9111 www.pacelabs.com

EDB & DBCP by Microextraction

Client: Pace Analytical Services, LLC
Laboratory ID: WI25043-024
Description: MW22
Matrix: Aqueous
Date Sampled: 09/16/2021 2020
Date Received: 09/23/2021

Run	Prep Method	Analytical Method	Dilution	Analysis Date	Analyst	Prep Date	Batch
1	8011	8011	1	10/04/2021 1448	CMF	09/30/2021 1407	17202

Parameter	CAS Number	Analytical Method	Result	Q	LOQ	DL	Units	Run
1,2-Dibromo-3-chloropropane (DBCP)	96-12-8	8011	0.021	PQ	0.020	0.010	ug/L	1
1,2-Dibromoethane (EDB)	106-93-4	8011	ND	Q	0.020	0.0050	ug/L	1

Surrogate	Q	Run 1 % Recovery	Acceptance Limits
1,1,1,2-Tetrachloroethane		94	57-137

LOQ = Limit of Quantitation	B = Detected in the method blank	E = Quantitation of compound exceeded the calibration range	DL = Detection Limit	Q = Surrogate failure
ND = Not detected at or above the DL	N = Recovery is out of criteria	P = The RPD between two GC columns exceeds 40%	J = Estimated result < LOQ and ≥ DL	L = LCS/LCSD failure
H = Out of holding time	W = Reported on wet weight basis			S = MS/MSD failure

Pace Analytical Services, LLC *(formerly Shealy Environmental Services, Inc.)*
106 Vantage Point Drive West Columbia, SC 29172 (803) 791-9700 Fax (803) 791-9111 www.pacelabs.com

Volatile Organic Compounds by GC/MS

Client: Pace Analytical Services, LLC
Laboratory ID: WI25043-025
Description: MW22I
Matrix: Aqueous
Date Sampled: 09/16/2021 0825
Date Received: 09/23/2021

Run	Prep Method	Analytical Method	Dilution	Analysis Date	Analyst	Prep Date	Batch
1	5030B	8260D	1	09/28/2021 1659	ECB		18558

Parameter	CAS Number	Analytical Method	Result	Q	LOQ	DL	Units	Run
Benzene	71-43-2	8260D	ND		1.0	0.40	ug/L	1
1,2-Dichloroethane	107-06-2	8260D	ND		1.0	0.40	ug/L	1
Ethylbenzene	100-41-4	8260D	ND		1.0	0.40	ug/L	1
Methyl tertiary butyl ether (MTBE)	1634-04-4	8260D	ND		1.0	0.40	ug/L	1
Naphthalene	91-20-3	8260D	ND		1.0	0.40	ug/L	1
Toluene	108-88-3	8260D	ND		1.0	0.40	ug/L	1
Xylenes (total)	1330-20-7	8260D	ND		1.0	0.40	ug/L	1

Surrogate	Q	Run 1 % Recovery	Acceptance Limits
1,2-Dichloroethane-d4		122	70-130
Toluene-d8		98	70-130
Bromofluorobenzene		77	70-130

LOQ = Limit of Quantitation
ND = Not detected at or above the DL
H = Out of holding time
B = Detected in the method blank
N = Recovery is out of criteria
W = Reported on wet weight basis
E = Quantitation of compound exceeded the calibration range
P = The RPD between two GC columns exceeds 40%
DL = Detection Limit
J = Estimated result < LOQ and ≥ DL
Q = Surrogate failure
L = LCS/LCSD failure
S = MS/MSD failure

Pace Analytical Services, LLC *(formerly Shealy Environmental Services, Inc.)*
106 Vantage Point Drive West Columbia, SC 29172 (803) 791-9700 Fax (803) 791-9111 www.pacelabs.com

Volatile Organic Compounds by GC/MS

Client: Pace Analytical Services, LLC
Laboratory ID: WI25043-025
Description: MW22I
Matrix: Aqueous
Date Sampled: 09/16/2021 0825
Date Received: 09/23/2021

Run	Prep Method	Analytical Method	Dilution	Analysis Date	Analyst	Prep Date	Batch
1	5030B	8260D	1	10/14/2021 0610	BBW		18716

Parameter	CAS Number	Analytical Method	Result	Q	LOQ	DL	Units	Run
tert-Amyl alcohol (TAA)	75-85-4	8260D	ND	H	20	8.0	ug/L	1
tert-Amyl methyl ether (TAME)	994-05-8	8260D	ND	H	10	0.42	ug/L	1
tert-Butyl formate (TBF)	762-75-4	8260D	ND	H	5.0	2.0	ug/L	1
Diisopropyl ether (IPE)	108-20-3	8260D	ND	H	1.0	0.40	ug/L	1
3,3-Dimethyl-1-butanol	624-95-3	8260D	ND	H	20	8.0	ug/L	1
Ethanol	64-17-5	8260D	ND	H	100	52	ug/L	1
Ethyl-tert-butyl ether (ETBE)	637-92-3	8260D	ND	H	1.0	0.40	ug/L	1
tert-butyl alcohol (TBA)	75-65-0	8260D	ND	H	20	8.0	ug/L	1

Surrogate	Q	Run 1 % Recovery	Acceptance Limits
1,2-Dichloroethane-d4	H	90	70-130
Toluene-d8	H	106	70-130
Bromofluorobenzene	H	98	70-130

LOQ = Limit of Quantitation
ND = Not detected at or above the DL
H = Out of holding time
B = Detected in the method blank
N = Recovery is out of criteria
W = Reported on wet weight basis
E = Quantitation of compound exceeded the calibration range
P = The RPD between two GC columns exceeds 40%
DL = Detection Limit
J = Estimated result < LOQ and ≥ DL
Q = Surrogate failure
L = LCS/LCSD failure
S = MS/MSD failure

Pace Analytical Services, LLC *(formerly Shealy Environmental Services, Inc.)*
106 Vantage Point Drive West Columbia, SC 29172 (803) 791-9700 Fax (803) 791-9111 www.pacelabs.com

EDB & DBCP by Microextraction

Client: Pace Analytical Services, LLC
Laboratory ID: WI25043-025
Description: MW22I
Matrix: Aqueous
Date Sampled: 09/16/2021 0825
Date Received: 09/23/2021

Run	Prep Method	Analytical Method	Dilution	Analysis Date	Analyst	Prep Date	Batch
1	8011	8011	1	10/01/2021 0034	CMF	09/30/2021 1407	17202

Parameter	CAS Number	Analytical Method	Result	Q	LOQ	DL	Units	Run
1,2-Dibromo-3-chloropropane (DBCP)	96-12-8	8011	ND		0.019	0.0097	ug/L	1
1,2-Dibromoethane (EDB)	106-93-4	8011	ND		0.019	0.0048	ug/L	1

Surrogate	Q	Run 1 % Recovery	Acceptance Limits
1,1,1,2-Tetrachloroethane		80	57-137

LOQ = Limit of Quantitation	B = Detected in the method blank	E = Quantitation of compound exceeded the calibration range	DL = Detection Limit	Q = Surrogate failure
ND = Not detected at or above the DL	N = Recovery is out of criteria	P = The RPD between two GC columns exceeds 40%	J = Estimated result < LOQ and ≥ DL	L = LCS/LCSD failure
H = Out of holding time	W = Reported on wet weight basis			S = MS/MSD failure

Pace Analytical Services, LLC *(formerly Shealy Environmental Services, Inc.)*
106 Vantage Point Drive West Columbia, SC 29172 (803) 791-9700 Fax (803) 791-9111 www.pacelabs.com

Volatile Organic Compounds by GC/MS

Client: Pace Analytical Services, LLC
Laboratory ID: WI25043-026
Description: MW26
Matrix: Aqueous
Date Sampled: 09/16/2021 1000
Date Received: 09/23/2021

Run	Prep Method	Analytical Method	Dilution	Analysis Date	Analyst	Prep Date	Batch
1	5030B	8260D	1	09/28/2021 1725	ECB		18558

Parameter	CAS Number	Analytical Method	Result	Q	LOQ	DL	Units	Run
Benzene	71-43-2	8260D	0.85	J	1.0	0.40	ug/L	1
1,2-Dichloroethane	107-06-2	8260D	ND		1.0	0.40	ug/L	1
Ethylbenzene	100-41-4	8260D	ND		1.0	0.40	ug/L	1
Methyl tertiary butyl ether (MTBE)	1634-04-4	8260D	ND		1.0	0.40	ug/L	1
Naphthalene	91-20-3	8260D	ND		1.0	0.40	ug/L	1
Toluene	108-88-3	8260D	ND		1.0	0.40	ug/L	1
Xylenes (total)	1330-20-7	8260D	ND		1.0	0.40	ug/L	1

Surrogate	Q	Run 1 % Recovery	Acceptance Limits
1,2-Dichloroethane-d4		120	70-130
Toluene-d8		102	70-130
Bromofluorobenzene		80	70-130

LOQ = Limit of Quantitation
ND = Not detected at or above the DL
H = Out of holding time
B = Detected in the method blank
N = Recovery is out of criteria
W = Reported on wet weight basis
E = Quantitation of compound exceeded the calibration range
P = The RPD between two GC columns exceeds 40%
DL = Detection Limit
J = Estimated result < LOQ and ≥ DL
Q = Surrogate failure
L = LCS/LCSD failure
S = MS/MSD failure

Pace Analytical Services, LLC *(formerly Shealy Environmental Services, Inc.)*
106 Vantage Point Drive West Columbia, SC 29172 (803) 791-9700 Fax (803) 791-9111 www.pacelabs.com

Volatile Organic Compounds by GC/MS

Client: Pace Analytical Services, LLC
Laboratory ID: WI25043-026
Description: MW26
Matrix: Aqueous
Date Sampled: 09/16/2021 1000
Date Received: 09/23/2021

Run	Prep Method	Analytical Method	Dilution	Analysis Date	Analyst	Prep Date	Batch
1	5030B	8260D	1	10/15/2021 0151	BBW		18891

Parameter	CAS Number	Analytical Method	Result	Q	LOQ	DL	Units	Run
tert-Amyl alcohol (TAA)	75-85-4	8260D	ND	H	20	8.0	ug/L	1
tert-Amyl methyl ether (TAME)	994-05-8	8260D	ND	H	10	0.42	ug/L	1
tert-Butyl formate (TBF)	762-75-4	8260D	ND	H	5.0	2.0	ug/L	1
Diisopropyl ether (IPE)	108-20-3	8260D	ND	H	1.0	0.40	ug/L	1
3,3-Dimethyl-1-butanol	624-95-3	8260D	ND	H	20	8.0	ug/L	1
Ethanol	64-17-5	8260D	ND	H	100	52	ug/L	1
Ethyl-tert-butyl ether (ETBE)	637-92-3	8260D	ND	H	1.0	0.40	ug/L	1
tert-butyl alcohol (TBA)	75-65-0	8260D	ND	H	20	8.0	ug/L	1

Surrogate	Q	Run 1 % Recovery	Acceptance Limits
1,2-Dichloroethane-d4	H	96	70-130
Toluene-d8	H	91	70-130
Bromofluorobenzene	H	91	70-130

LOQ = Limit of Quantitation
ND = Not detected at or above the DL
H = Out of holding time
B = Detected in the method blank
N = Recovery is out of criteria
W = Reported on wet weight basis
E = Quantitation of compound exceeded the calibration range
P = The RPD between two GC columns exceeds 40%
DL = Detection Limit
J = Estimated result < LOQ and ≥ DL
Q = Surrogate failure
L = LCS/LCSD failure
S = MS/MSD failure

Pace Analytical Services, LLC *(formerly Shealy Environmental Services, Inc.)*
106 Vantage Point Drive West Columbia, SC 29172 (803) 791-9700 Fax (803) 791-9111 www.pacelabs.com

EDB & DBCP by Microextraction

Client: Pace Analytical Services, LLC
Laboratory ID: WI25043-026
Description: MW26
Matrix: Aqueous
Date Sampled: 09/16/2021 1000
Date Received: 09/23/2021

Run	Prep Method	Analytical Method	Dilution	Analysis Date	Analyst	Prep Date	Batch
1	8011	8011	1	10/04/2021 1459	CMF	09/30/2021 1407	17202

Parameter	CAS Number	Analytical Method	Result	Q	LOQ	DL	Units	Run
1,2-Dibromo-3-chloropropane (DBCP)	96-12-8	8011	0.033	PQ	0.019	0.0097	ug/L	1
1,2-Dibromoethane (EDB)	106-93-4	8011	ND	Q	0.019	0.0049	ug/L	1

Surrogate	Q	Run 1 % Recovery	Acceptance Limits
1,1,1,2-Tetrachloroethane		97	57-137

LOQ = Limit of Quantitation
ND = Not detected at or above the DL
H = Out of holding time
B = Detected in the method blank
N = Recovery is out of criteria
W = Reported on wet weight basis
E = Quantitation of compound exceeded the calibration range
P = The RPD between two GC columns exceeds 40%
DL = Detection Limit
J = Estimated result < LOQ and ≥ DL
Q = Surrogate failure
L = LCS/LCSD failure
S = MS/MSD failure

Pace Analytical Services, LLC *(formerly Shealy Environmental Services, Inc.)*
106 Vantage Point Drive West Columbia, SC 29172 (803) 791-9700 Fax (803) 791-9111 www.pacelabs.com

Volatile Organic Compounds by GC/MS

Client: Pace Analytical Services, LLC
Laboratory ID: WI25043-027
Description: MW26I
Matrix: Aqueous
Date Sampled: 09/16/2021 0930
Date Received: 09/23/2021

Run	Prep Method	Analytical Method	Dilution	Analysis Date	Analyst	Prep Date	Batch
1	5030B	8260D	1	09/28/2021 1751	ECB		18558

Parameter	CAS Number	Analytical Method	Result	Q	LOQ	DL	Units	Run
Benzene	71-43-2	8260D	ND		1.0	0.40	ug/L	1
1,2-Dichloroethane	107-06-2	8260D	ND		1.0	0.40	ug/L	1
Ethylbenzene	100-41-4	8260D	ND		1.0	0.40	ug/L	1
Methyl tertiary butyl ether (MTBE)	1634-04-4	8260D	ND		1.0	0.40	ug/L	1
Naphthalene	91-20-3	8260D	ND		1.0	0.40	ug/L	1
Toluene	108-88-3	8260D	ND		1.0	0.40	ug/L	1
Xylenes (total)	1330-20-7	8260D	ND		1.0	0.40	ug/L	1

Surrogate	Q	Run 1 % Recovery	Acceptance Limits
1,2-Dichloroethane-d4		127	70-130
Toluene-d8		103	70-130
Bromofluorobenzene		81	70-130

LOQ = Limit of Quantitation
B = Detected in the method blank
E = Quantitation of compound exceeded the calibration range
DL = Detection Limit
Q = Surrogate failure
ND = Not detected at or above the DL
N = Recovery is out of criteria
P = The RPD between two GC columns exceeds 40%
J = Estimated result < LOQ and ≥ DL
L = LCS/LCSD failure
H = Out of holding time
W = Reported on wet weight basis
S = MS/MSD failure

Volatile Organic Compounds by GC/MS

Client: Pace Analytical Services, LLC
Laboratory ID: WI25043-027
Description: MW26I
Matrix: Aqueous
Date Sampled: 09/16/2021 0930
Date Received: 09/23/2021

Run	Prep Method	Analytical Method	Dilution	Analysis Date	Analyst	Prep Date	Batch
1	5030B	8260D	1	10/15/2021 0213	BBW		18891

Parameter	CAS Number	Analytical Method	Result	Q	LOQ	DL	Units	Run
tert-Amyl alcohol (TAA)	75-85-4	8260D	ND	H	20	8.0	ug/L	1
tert-Amyl methyl ether (TAME)	994-05-8	8260D	ND	H	10	0.42	ug/L	1
tert-Butyl formate (TBF)	762-75-4	8260D	ND	H	5.0	2.0	ug/L	1
Diisopropyl ether (IPE)	108-20-3	8260D	ND	H	1.0	0.40	ug/L	1
3,3-Dimethyl-1-butanol	624-95-3	8260D	ND	H	20	8.0	ug/L	1
Ethanol	64-17-5	8260D	ND	H	100	52	ug/L	1
Ethyl-tert-butyl ether (ETBE)	637-92-3	8260D	ND	H	1.0	0.40	ug/L	1
tert-butyl alcohol (TBA)	75-65-0	8260D	ND	H	20	8.0	ug/L	1

Surrogate	Q	Run 1 % Recovery	Acceptance Limits
1,2-Dichloroethane-d4	H	96	70-130
Toluene-d8	H	92	70-130
Bromofluorobenzene	H	90	70-130

LOQ = Limit of Quantitation
ND = Not detected at or above the DL
H = Out of holding time
B = Detected in the method blank
N = Recovery is out of criteria
W = Reported on wet weight basis
E = Quantitation of compound exceeded the calibration range
P = The RPD between two GC columns exceeds 40%
DL = Detection Limit
J = Estimated result < LOQ and ≥ DL
Q = Surrogate failure
L = LCS/LCSD failure
S = MS/MSD failure

Pace Analytical Services, LLC *(formerly Shealy Environmental Services, Inc.)*
106 Vantage Point Drive West Columbia, SC 29172 (803) 791-9700 Fax (803) 791-9111 www.pacelabs.com

EDB & DBCP by Microextraction

Client: Pace Analytical Services, LLC
Laboratory ID: WI25043-027
Description: MW26I
Matrix: Aqueous
Date Sampled: 09/16/2021 0930
Date Received: 09/23/2021

Run	Prep Method	Analytical Method	Dilution	Analysis Date	Analyst	Prep Date	Batch
1	8011	8011	1	10/01/2021 0054	CMF	09/30/2021 1407	17202

Parameter	CAS Number	Analytical Method	Result	Q	LOQ	DL	Units	Run
1,2-Dibromo-3-chloropropane (DBCP)	96-12-8	8011	ND		0.020	0.0098	ug/L	1
1,2-Dibromoethane (EDB)	106-93-4	8011	ND		0.020	0.0049	ug/L	1

Surrogate	Q	Run 1 % Recovery	Acceptance Limits
1,1,1,2-Tetrachloroethane		71	57-137

LOQ = Limit of Quantitation
ND = Not detected at or above the DL
H = Out of holding time
B = Detected in the method blank
N = Recovery is out of criteria
W = Reported on wet weight basis
E = Quantitation of compound exceeded the calibration range
P = The RPD between two GC columns exceeds 40%
DL = Detection Limit
J = Estimated result < LOQ and ≥ DL
Q = Surrogate failure
L = LCS/LCSD failure
S = MS/MSD failure

Volatile Organic Compounds by GC/MS

Client: Pace Analytical Services, LLC
Laboratory ID: WI25043-028
Description: MW204
Matrix: Aqueous
Date Sampled: 09/16/2021 1110
Date Received: 09/23/2021

Run	Prep Method	Analytical Method	Dilution	Analysis Date	Analyst	Prep Date	Batch
1	5030B	8260D	1	09/28/2021 1816	ECB		18558

Parameter	CAS Number	Analytical Method	Result	Q	LOQ	DL	Units	Run
Benzene	71-43-2	8260D	ND		1.0	0.40	ug/L	1
1,2-Dichloroethane	107-06-2	8260D	ND		1.0	0.40	ug/L	1
Ethylbenzene	100-41-4	8260D	ND		1.0	0.40	ug/L	1
Methyl tertiary butyl ether (MTBE)	1634-04-4	8260D	ND		1.0	0.40	ug/L	1
Naphthalene	91-20-3	8260D	ND		1.0	0.40	ug/L	1
Toluene	108-88-3	8260D	ND		1.0	0.40	ug/L	1
Xylenes (total)	1330-20-7	8260D	ND		1.0	0.40	ug/L	1

Surrogate	Q	Run 1 % Recovery	Acceptance Limits
1,2-Dichloroethane-d4		122	70-130
Toluene-d8		98	70-130
Bromofluorobenzene		78	70-130

LOQ = Limit of Quantitation
ND = Not detected at or above the DL
H = Out of holding time
B = Detected in the method blank
N = Recovery is out of criteria
W = Reported on wet weight basis
E = Quantitation of compound exceeded the calibration range
P = The RPD between two GC columns exceeds 40%
DL = Detection Limit
J = Estimated result < LOQ and ≥ DL
Q = Surrogate failure
L = LCS/LCSD failure
S = MS/MSD failure

Volatile Organic Compounds by GC/MS

Client: Pace Analytical Services, LLC
Laboratory ID: WI25043-028
Description: MW204
Matrix: Aqueous
Date Sampled: 09/16/2021 1110
Date Received: 09/23/2021

Run	Prep Method	Analytical Method	Dilution	Analysis Date	Analyst	Prep Date	Batch
1	5030B	8260D	1	10/15/2021 0236	BBW		18891

Parameter	CAS Number	Analytical Method	Result	Q	LOQ	DL	Units	Run
tert-Amyl alcohol (TAA)	75-85-4	8260D	ND	H	20	8.0	ug/L	1
tert-Amyl methyl ether (TAME)	994-05-8	8260D	ND	H	10	0.42	ug/L	1
tert-Butyl formate (TBF)	762-75-4	8260D	ND	H	5.0	2.0	ug/L	1
Diisopropyl ether (IPE)	108-20-3	8260D	ND	H	1.0	0.40	ug/L	1
3,3-Dimethyl-1-butanol	624-95-3	8260D	ND	H	20	8.0	ug/L	1
Ethanol	64-17-5	8260D	ND	H	100	52	ug/L	1
Ethyl-tert-butyl ether (ETBE)	637-92-3	8260D	ND	H	1.0	0.40	ug/L	1
tert-butyl alcohol (TBA)	75-65-0	8260D	ND	H	20	8.0	ug/L	1

Surrogate	Q	Run 1 % Recovery	Acceptance Limits
1,2-Dichloroethane-d4	H	96	70-130
Toluene-d8	H	93	70-130
Bromofluorobenzene	H	89	70-130

LOQ = Limit of Quantitation
ND = Not detected at or above the DL
H = Out of holding time
B = Detected in the method blank
N = Recovery is out of criteria
W = Reported on wet weight basis
E = Quantitation of compound exceeded the calibration range
P = The RPD between two GC columns exceeds 40%
DL = Detection Limit
J = Estimated result < LOQ and ≥ DL
Q = Surrogate failure
L = LCS/LCSD failure
S = MS/MSD failure

Pace Analytical Services, LLC *(formerly Shealy Environmental Services, Inc.)*
106 Vantage Point Drive West Columbia, SC 29172 (803) 791-9700 Fax (803) 791-9111 www.pacelabs.com

EDB & DBCP by Microextraction

Client: Pace Analytical Services, LLC
Laboratory ID: WI25043-028
Description: MW204
Matrix: Aqueous
Date Sampled: 09/16/2021 1110
Date Received: 09/23/2021

Run	Prep Method	Analytical Method	Dilution	Analysis Date	Analyst	Prep Date	Batch
1	8011	8011	1	10/01/2021 0105	CMF	09/30/2021 1407	17202

Parameter	CAS Number	Analytical Method	Result	Q	LOQ	DL	Units	Run
1,2-Dibromo-3-chloropropane (DBCP)	96-12-8	8011	ND	H	0.020	0.0099	ug/L	1
1,2-Dibromoethane (EDB)	106-93-4	8011	ND	H	0.020	0.0050	ug/L	1

Surrogate	Q	Run 1 % Recovery	Acceptance Limits
1,1,1,2-Tetrachloroethane	H	81	57-137

LOQ = Limit of Quantitation	B = Detected in the method blank	E = Quantitation of compound exceeded the calibration range	DL = Detection Limit	Q = Surrogate failure
ND = Not detected at or above the DL	N = Recovery is out of criteria	P = The RPD between two GC columns exceeds 40%	J = Estimated result < LOQ and ≥ DL	L = LCS/LCSD failure
H = Out of holding time	W = Reported on wet weight basis			S = MS/MSD failure

Pace Analytical Services, LLC *(formerly Shealy Environmental Services, Inc.)*
106 Vantage Point Drive West Columbia, SC 29172 (803) 791-9700 Fax (803) 791-9111 www.pacelabs.com

Volatile Organic Compounds by GC/MS

Client: Pace Analytical Services, LLC
Laboratory ID: WI25043-029
Description: MW04I
Matrix: Aqueous
Date Sampled: 09/16/2021 1040
Date Received: 09/23/2021

Run	Prep Method	Analytical Method	Dilution	Analysis Date	Analyst	Prep Date	Batch
1	5030B	8260D	1	09/28/2021 1842	ECB		18558

Parameter	CAS Number	Analytical Method	Result	Q	LOQ	DL	Units	Run
Benzene	71-43-2	8260D	ND		1.0	0.40	ug/L	1
1,2-Dichloroethane	107-06-2	8260D	ND		1.0	0.40	ug/L	1
Ethylbenzene	100-41-4	8260D	ND		1.0	0.40	ug/L	1
Methyl tertiary butyl ether (MTBE)	1634-04-4	8260D	ND		1.0	0.40	ug/L	1
Naphthalene	91-20-3	8260D	ND		1.0	0.40	ug/L	1
Toluene	108-88-3	8260D	ND		1.0	0.40	ug/L	1
Xylenes (total)	1330-20-7	8260D	ND		1.0	0.40	ug/L	1

Surrogate	Q	Run 1 % Recovery	Acceptance Limits
1,2-Dichloroethane-d4		126	70-130
Toluene-d8		100	70-130
Bromofluorobenzene		79	70-130

LOQ = Limit of Quantitation
B = Detected in the method blank
E = Quantitation of compound exceeded the calibration range
DL = Detection Limit
Q = Surrogate failure
ND = Not detected at or above the DL
N = Recovery is out of criteria
P = The RPD between two GC columns exceeds 40%
J = Estimated result < LOQ and ≥ DL
L = LCS/LCSD failure
H = Out of holding time
W = Reported on wet weight basis
S = MS/MSD failure

Volatile Organic Compounds by GC/MS

Client: Pace Analytical Services, LLC
Laboratory ID: WI25043-029
Description: MW04I
Matrix: Aqueous
Date Sampled: 09/16/2021 1040
Date Received: 09/23/2021

Run	Prep Method	Analytical Method	Dilution	Analysis Date	Analyst	Prep Date	Batch
1	5030B	8260D	1	10/15/2021 0257	BBW		18891

Parameter	CAS Number	Analytical Method	Result	Q	LOQ	DL	Units	Run
tert-Amyl alcohol (TAA)	75-85-4	8260D	ND	H	20	8.0	ug/L	1
tert-Amyl methyl ether (TAME)	994-05-8	8260D	ND	H	10	0.42	ug/L	1
tert-Butyl formate (TBF)	762-75-4	8260D	ND	H	5.0	2.0	ug/L	1
Diisopropyl ether (IPE)	108-20-3	8260D	ND	H	1.0	0.40	ug/L	1
3,3-Dimethyl-1-butanol	624-95-3	8260D	ND	H	20	8.0	ug/L	1
Ethanol	64-17-5	8260D	ND	H	100	52	ug/L	1
Ethyl-tert-butyl ether (ETBE)	637-92-3	8260D	ND	H	1.0	0.40	ug/L	1
tert-butyl alcohol (TBA)	75-65-0	8260D	ND	H	20	8.0	ug/L	1

Surrogate	Q	Run 1 % Recovery	Acceptance Limits
1,2-Dichloroethane-d4	H	96	70-130
Toluene-d8	H	92	70-130
Bromofluorobenzene	H	89	70-130

LOQ = Limit of Quantitation
ND = Not detected at or above the DL
H = Out of holding time
B = Detected in the method blank
N = Recovery is out of criteria
W = Reported on wet weight basis
E = Quantitation of compound exceeded the calibration range
P = The RPD between two GC columns exceeds 40%
DL = Detection Limit
J = Estimated result < LOQ and ≥ DL
Q = Surrogate failure
L = LCS/LCSD failure
S = MS/MSD failure

Pace Analytical Services, LLC *(formerly Shealy Environmental Services, Inc.)*
106 Vantage Point Drive West Columbia, SC 29172 (803) 791-9700 Fax (803) 791-9111 www.pacelabs.com

EDB & DBCP by Microextraction

Client: Pace Analytical Services, LLC
Laboratory ID: WI25043-029
Description: MW04I
Matrix: Aqueous
Date Sampled: 09/16/2021 1040
Date Received: 09/23/2021

Run	Prep Method	Analytical Method	Dilution	Analysis Date	Analyst	Prep Date	Batch
1	8011	8011	1	10/01/2021 0115	CMF	09/30/2021 1407	17202

Parameter	CAS Number	Analytical Method	Result	Q	LOQ	DL	Units	Run
1,2-Dibromo-3-chloropropane (DBCP)	96-12-8	8011	ND		0.020	0.0099	ug/L	1
1,2-Dibromoethane (EDB)	106-93-4	8011	ND		0.020	0.0050	ug/L	1

Surrogate	Q	Run 1 % Recovery	Acceptance Limits
1,1,1,2-Tetrachloroethane		77	57-137

LOQ = Limit of Quantitation	B = Detected in the method blank	E = Quantitation of compound exceeded the calibration range	DL = Detection Limit	Q = Surrogate failure
ND = Not detected at or above the DL	N = Recovery is out of criteria	P = The RPD between two GC columns exceeds 40%	J = Estimated result < LOQ and ≥ DL	L = LCS/LCSD failure
H = Out of holding time	W = Reported on wet weight basis			S = MS/MSD failure

Pace Analytical Services, LLC *(formerly Shealy Environmental Services, Inc.)*
106 Vantage Point Drive West Columbia, SC 29172 (803) 791-9700 Fax (803) 791-9111 www.pacelabs.com

Volatile Organic Compounds by GC/MS

Client: Pace Analytical Services, LLC
Laboratory ID: WI25043-030
Description: MWXR
Matrix: Aqueous
Date Sampled: 09/16/2021 1145
Date Received: 09/23/2021

Run	Prep Method	Analytical Method	Dilution	Analysis Date	Analyst	Prep Date	Batch
1	5030B	8260D	1	09/28/2021 1908	ECB		18558

Parameter	CAS Number	Analytical Method	Result	Q	LOQ	DL	Units	Run
Benzene	71-43-2	8260D	12		1.0	0.40	ug/L	1
1,2-Dichloroethane	107-06-2	8260D	ND		1.0	0.40	ug/L	1
Ethylbenzene	100-41-4	8260D	ND		1.0	0.40	ug/L	1
Methyl tertiary butyl ether (MTBE)	1634-04-4	8260D	32		1.0	0.40	ug/L	1
Naphthalene	91-20-3	8260D	ND		1.0	0.40	ug/L	1
Toluene	108-88-3	8260D	ND		1.0	0.40	ug/L	1
Xylenes (total)	1330-20-7	8260D	3.5		1.0	0.40	ug/L	1

Surrogate	Q	Run 1 % Recovery	Acceptance Limits
1,2-Dichloroethane-d4		118	70-130
Toluene-d8		102	70-130
Bromofluorobenzene		80	70-130

LOQ = Limit of Quantitation	B = Detected in the method blank	E = Quantitation of compound exceeded the calibration range	DL = Detection Limit	Q = Surrogate failure
ND = Not detected at or above the DL	N = Recovery is out of criteria	P = The RPD between two GC columns exceeds 40%	J = Estimated result < LOQ and ≥ DL	L = LCS/LCSD failure
H = Out of holding time	W = Reported on wet weight basis			S = MS/MSD failure

Volatile Organic Compounds by GC/MS

Client: Pace Analytical Services, LLC
Laboratory ID: WI25043-030
Description: MWXR
Matrix: Aqueous
Date Sampled: 09/16/2021 1145
Date Received: 09/23/2021

Run	Prep Method	Analytical Method	Dilution	Analysis Date	Analyst	Prep Date	Batch
1	5030B	8260D	1	10/15/2021 0319	BBW		18891

Parameter	CAS Number	Analytical Method	Result	Q	LOQ	DL	Units	Run
tert-Amyl alcohol (TAA)	75-85-4	8260D	130	H	20	8.0	ug/L	1
tert-Amyl methyl ether (TAME)	994-05-8	8260D	0.67	HJ	10	0.42	ug/L	1
tert-Butyl formate (TBF)	762-75-4	8260D	ND	H	5.0	2.0	ug/L	1
Diisopropyl ether (IPE)	108-20-3	8260D	2.8	H	1.0	0.40	ug/L	1
3,3-Dimethyl-1-butanol	624-95-3	8260D	ND	H	20	8.0	ug/L	1
Ethanol	64-17-5	8260D	ND	H	100	52	ug/L	1
Ethyl-tert-butyl ether (ETBE)	637-92-3	8260D	ND	H	1.0	0.40	ug/L	1
tert-butyl alcohol (TBA)	75-65-0	8260D	20	H	20	8.0	ug/L	1

Surrogate	Q	Run 1 % Recovery	Acceptance Limits
1,2-Dichloroethane-d4	H	97	70-130
Toluene-d8	H	91	70-130
Bromofluorobenzene	H	89	70-130

LOQ = Limit of Quantitation
ND = Not detected at or above the DL
H = Out of holding time
B = Detected in the method blank
N = Recovery is out of criteria
W = Reported on wet weight basis
E = Quantitation of compound exceeded the calibration range
P = The RPD between two GC columns exceeds 40%
DL = Detection Limit
J = Estimated result < LOQ and ≥ DL
Q = Surrogate failure
L = LCS/LCSD failure
S = MS/MSD failure

Pace Analytical Services, LLC *(formerly Shealy Environmental Services, Inc.)*
106 Vantage Point Drive West Columbia, SC 29172 (803) 791-9700 Fax (803) 791-9111 www.pacelabs.com

EDB & DBCP by Microextraction

Client: Pace Analytical Services, LLC
Laboratory ID: WI25043-030
Description: MWXR
Matrix: Aqueous
Date Sampled: 09/16/2021 1145
Date Received: 09/23/2021

Run	Prep Method	Analytical Method	Dilution	Analysis Date	Analyst	Prep Date	Batch
1	8011	8011	1	10/05/2021 1554	CMF	09/30/2021 1407	17202

Parameter	CAS Number	Analytical Method	Result	Q	LOQ	DL	Units	Run
1,2-Dibromo-3-chloropropane (DBCP)	96-12-8	8011	0.039	P	0.020	0.010	ug/L	1
1,2-Dibromoethane (EDB)	106-93-4	8011	ND		0.020	0.0050	ug/L	1

Surrogate	Q	Run 1 % Recovery	Acceptance Limits
1,1,1,2-Tetrachloroethane		100	57-137

LOQ = Limit of Quantitation	B = Detected in the method blank	E = Quantitation of compound exceeded the calibration range	DL = Detection Limit	Q = Surrogate failure
ND = Not detected at or above the DL	N = Recovery is out of criteria	P = The RPD between two GC columns exceeds 40%	J = Estimated result < LOQ and ≥ DL	L = LCS/LCSD failure
H = Out of holding time	W = Reported on wet weight basis			S = MS/MSD failure

Pace Analytical Services, LLC *(formerly Shealy Environmental Services, Inc.)*
106 Vantage Point Drive West Columbia, SC 29172 (803) 791-9700 Fax (803) 791-9111 www.pacelabs.com

Volatile Organic Compounds by GC/MS

Client: Pace Analytical Services, LLC
Laboratory ID: WI25043-031
Description: MW25
Matrix: Aqueous
Date Sampled: 09/16/2021 1215
Date Received: 09/23/2021

Run	Prep Method	Analytical Method	Dilution	Analysis Date	Analyst	Prep Date	Batch
1	5030B	8260D	10	09/28/2021 1933	ECB		18558

Parameter	CAS Number	Analytical Method	Result	Q	LOQ	DL	Units	Run
Benzene	71-43-2	8260D	990		10	4.0	ug/L	1
1,2-Dichloroethane	107-06-2	8260D	ND		10	4.0	ug/L	1
Ethylbenzene	100-41-4	8260D	45		10	4.0	ug/L	1
Methyl tertiary butyl ether (MTBE)	1634-04-4	8260D	130		10	4.0	ug/L	1
Naphthalene	91-20-3	8260D	8.8	J	10	4.0	ug/L	1
Toluene	108-88-3	8260D	470		10	4.0	ug/L	1
Xylenes (total)	1330-20-7	8260D	320	S	10	4.0	ug/L	1

Surrogate	Q	Run 1 % Recovery	Acceptance Limits
1,2-Dichloroethane-d4		119	70-130
Toluene-d8		100	70-130
Bromofluorobenzene		87	70-130

LOQ = Limit of Quantitation
B = Detected in the method blank
E = Quantitation of compound exceeded the calibration range
DL = Detection Limit
Q = Surrogate failure
ND = Not detected at or above the DL
N = Recovery is out of criteria
P = The RPD between two GC columns exceeds 40%
J = Estimated result < LOQ and ≥ DL
L = LCS/LCSD failure
H = Out of holding time
W = Reported on wet weight basis
S = MS/MSD failure

Volatile Organic Compounds by GC/MS

Client: Pace Analytical Services, LLC
Laboratory ID: WI25043-031
Description: MW25
Matrix: Aqueous
Date Sampled: 09/16/2021 1215
Date Received: 09/23/2021

Run	Prep Method	Analytical Method	Dilution	Analysis Date	Analyst	Prep Date	Batch
1	5030B	8260D	10	10/15/2021 0402	BBW		18891

Parameter	CAS Number	Analytical Method	Result	Q	LOQ	DL	Units	Run
tert-Amyl alcohol (TAA)	75-85-4	8260D	800	H	200	80	ug/L	1
tert-Amyl methyl ether (TAME)	994-05-8	8260D	ND	H	100	4.2	ug/L	1
tert-Butyl formate (TBF)	762-75-4	8260D	ND	H	50	20	ug/L	1
Diisopropyl ether (IPE)	108-20-3	8260D	22	H	10	4.0	ug/L	1
3,3-Dimethyl-1-butanol	624-95-3	8260D	ND	H	200	80	ug/L	1
Ethanol	64-17-5	8260D	ND	H	1000	520	ug/L	1
Ethyl-tert-butyl ether (ETBE)	637-92-3	8260D	ND	H	10	4.0	ug/L	1
tert-butyl alcohol (TBA)	75-65-0	8260D	110	HJ	200	80	ug/L	1

Surrogate	Q	Run 1 % Recovery	Acceptance Limits
1,2-Dichloroethane-d4	H	96	70-130
Toluene-d8	H	91	70-130
Bromofluorobenzene	H	91	70-130

LOQ = Limit of Quantitation
ND = Not detected at or above the DL
H = Out of holding time
B = Detected in the method blank
N = Recovery is out of criteria
W = Reported on wet weight basis
E = Quantitation of compound exceeded the calibration range
P = The RPD between two GC columns exceeds 40%
DL = Detection Limit
J = Estimated result < LOQ and ≥ DL
Q = Surrogate failure
L = LCS/LCSD failure
S = MS/MSD failure

EDB & DBCP by Microextraction

Client: Pace Analytical Services, LLC
Laboratory ID: WI25043-031
Description: MW25
Matrix: Aqueous
Date Sampled: 09/16/2021 1215
Date Received: 09/23/2021

Run	Prep Method	Analytical Method	Dilution	Analysis Date	Analyst	Prep Date	Batch
1	8011	8011	50	10/04/2021 1551	CMF	09/30/2021 1407	17202

Parameter	CAS Number	Analytical Method	Result	Q	LOQ	DL	Units	Run
1,2-Dibromo-3-chloropropane (DBCP)	96-12-8	8011	1.2	PQ	1.0	0.50	ug/L	1
1,2-Dibromoethane (EDB)	106-93-4	8011	ND	Q	1.0	0.25	ug/L	1

Surrogate	Q	Run 1 % Recovery	Acceptance Limits
1,1,1,2-Tetrachloroethane	N	0.00	57-137

LOQ = Limit of Quantitation
ND = Not detected at or above the DL
H = Out of holding time
B = Detected in the method blank
N = Recovery is out of criteria
W = Reported on wet weight basis
E = Quantitation of compound exceeded the calibration range
P = The RPD between two GC columns exceeds 40%
DL = Detection Limit
J = Estimated result < LOQ and ≥ DL
Q = Surrogate failure
L = LCS/LCSD failure
S = MS/MSD failure

Pace Analytical Services, LLC *(formerly Shealy Environmental Services, Inc.)*
106 Vantage Point Drive West Columbia, SC 29172 (803) 791-9700 Fax (803) 791-9111 www.pacelabs.com

Volatile Organic Compounds by GC/MS

Client: Pace Analytical Services, LLC
Laboratory ID: WI25043-032
Description: MWX
Matrix: Aqueous
Date Sampled: 09/16/2021 1240
Date Received: 09/23/2021

Run	Prep Method	Analytical Method	Dilution	Analysis Date	Analyst	Prep Date	Batch
1	5030B	8260D	100	09/29/2021 0049	ECB		18561

Parameter	CAS Number	Analytical Method	Result	Q	LOQ	DL	Units	Run
Benzene	71-43-2	8260D	5400		100	40	ug/L	1
1,2-Dichloroethane	107-06-2	8260D	ND		100	40	ug/L	1
Ethylbenzene	100-41-4	8260D	1000		100	40	ug/L	1
Methyl tertiary butyl ether (MTBE)	1634-04-4	8260D	4100		100	40	ug/L	1
Naphthalene	91-20-3	8260D	200		100	40	ug/L	1
Toluene	108-88-3	8260D	7800		100	40	ug/L	1
Xylenes (total)	1330-20-7	8260D	6600		100	40	ug/L	1

Surrogate	Q	Run 1 % Recovery	Acceptance Limits
1,2-Dichloroethane-d4		88	70-130
Toluene-d8		95	70-130
Bromofluorobenzene		100	70-130

LOQ = Limit of Quantitation
B = Detected in the method blank
E = Quantitation of compound exceeded the calibration range
DL = Detection Limit
Q = Surrogate failure
ND = Not detected at or above the DL
N = Recovery is out of criteria
P = The RPD between two GC columns exceeds 40%
J = Estimated result < LOQ and ≥ DL
L = LCS/LCSD failure
H = Out of holding time
W = Reported on wet weight basis
S = MS/MSD failure

Pace Analytical Services, LLC *(formerly Shealy Environmental Services, Inc.)*
106 Vantage Point Drive West Columbia, SC 29172 (803) 791-9700 Fax (803) 791-9111 www.pacelabs.com

Volatile Organic Compounds by GC/MS

Client: Pace Analytical Services, LLC
Laboratory ID: WI25043-032
Description: MWX
Matrix: Aqueous
Date Sampled: 09/16/2021 1240
Date Received: 09/23/2021

Run	Prep Method	Analytical Method	Dilution	Analysis Date	Analyst	Prep Date	Batch
1	5030B	8260D	100	10/15/2021 0446	BBW		18891

Parameter	CAS Number	Analytical Method	Result	Q	LOQ	DL	Units	Run
tert-Amyl alcohol (TAA)	75-85-4	8260D	5700	H	2000	800	ug/L	1
tert-Amyl methyl ether (TAME)	994-05-8	8260D	100	HJ	1000	42	ug/L	1
tert-Butyl formate (TBF)	762-75-4	8260D	ND	H	500	200	ug/L	1
Diisopropyl ether (IPE)	108-20-3	8260D	290	H	100	40	ug/L	1
3,3-Dimethyl-1-butanol	624-95-3	8260D	ND	H	2000	800	ug/L	1
Ethanol	64-17-5	8260D	ND	H	10000	5200	ug/L	1
Ethyl-tert-butyl ether (ETBE)	637-92-3	8260D	ND	H	100	40	ug/L	1
tert-butyl alcohol (TBA)	75-65-0	8260D	ND	H	2000	800	ug/L	1

Surrogate	Q	Run 1 % Recovery	Acceptance Limits
1,2-Dichloroethane-d4	H	97	70-130
Toluene-d8	H	92	70-130
Bromofluorobenzene	H	90	70-130

LOQ = Limit of Quantitation
ND = Not detected at or above the DL
H = Out of holding time
B = Detected in the method blank
N = Recovery is out of criteria
W = Reported on wet weight basis
E = Quantitation of compound exceeded the calibration range
P = The RPD between two GC columns exceeds 40%
DL = Detection Limit
J = Estimated result < LOQ and ≥ DL
Q = Surrogate failure
L = LCS/LCSD failure
S = MS/MSD failure

EDB & DBCP by Microextraction

Client: Pace Analytical Services, LLC
Laboratory ID: WI25043-032
Description: MWX
Matrix: Aqueous
Date Sampled: 09/16/2021 1240
Date Received: 09/23/2021

Run	Prep Method	Analytical Method	Dilution	Analysis Date	Analyst	Prep Date	Batch
1	8011	8011	10	10/04/2021 1602	CMF	09/30/2021 1407	17202

Parameter	CAS Number	Analytical Method	Result	Q	LOQ	DL	Units	Run
1,2-Dibromo-3-chloropropane (DBCP)	96-12-8	8011	0.24		0.20	0.099	ug/L	1
1,2-Dibromoethane (EDB)	106-93-4	8011	0.057	JP	0.20	0.049	ug/L	1

Surrogate	Q	Run 1 % Recovery	Acceptance Limits
1,1,1,2-Tetrachloroethane		118	57-137

LOQ = Limit of Quantitation	B = Detected in the method blank	E = Quantitation of compound exceeded the calibration range	DL = Detection Limit	Q = Surrogate failure
ND = Not detected at or above the DL	N = Recovery is out of criteria	P = The RPD between two GC columns exceeds 40%	J = Estimated result < LOQ and ≥ DL	L = LCS/LCSD failure
H = Out of holding time	W = Reported on wet weight basis			S = MS/MSD failure

Volatile Organic Compounds by GC/MS

Client: Pace Analytical Services, LLC
Laboratory ID: WI25043-033
Description: MW12
Matrix: Aqueous
Date Sampled: 09/16/2021 1345
Date Received: 09/23/2021

Run	Prep Method	Analytical Method	Dilution	Analysis Date	Analyst	Prep Date	Batch
1	5030B	8260D	100	09/29/2021 0112	ECB		18561

Parameter	CAS Number	Analytical Method	Result	Q	LOQ	DL	Units	Run
Benzene	71-43-2	8260D	3600		100	40	ug/L	1
1,2-Dichloroethane	107-06-2	8260D	ND		100	40	ug/L	1
Ethylbenzene	100-41-4	8260D	1200		100	40	ug/L	1
Methyl tertiary butyl ether (MTBE)	1634-04-4	8260D	ND		100	40	ug/L	1
Naphthalene	91-20-3	8260D	200		100	40	ug/L	1
Toluene	108-88-3	8260D	8900		100	40	ug/L	1
Xylenes (total)	1330-20-7	8260D	5900		100	40	ug/L	1

Surrogate	Q	Run 1 % Recovery	Acceptance Limits
1,2-Dichloroethane-d4		89	70-130
Toluene-d8		96	70-130
Bromofluorobenzene		94	70-130

LOQ = Limit of Quantitation
B = Detected in the method blank
E = Quantitation of compound exceeded the calibration range
DL = Detection Limit
Q = Surrogate failure
ND = Not detected at or above the DL
N = Recovery is out of criteria
P = The RPD between two GC columns exceeds 40%
J = Estimated result < LOQ and ≥ DL
L = LCS/LCSD failure
H = Out of holding time
W = Reported on wet weight basis
S = MS/MSD failure

Volatile Organic Compounds by GC/MS

Client: Pace Analytical Services, LLC
Laboratory ID: WI25043-033
Description: MW12
Matrix: Aqueous
Date Sampled: 09/16/2021 1345
Date Received: 09/23/2021

Run	Prep Method	Analytical Method	Dilution	Analysis Date	Analyst	Prep Date	Batch
1	5030B	8260D	100	10/15/2021 0508	BBW		18891

Parameter	CAS Number	Analytical Method	Result	Q	LOQ	DL	Units	Run
tert-Amyl alcohol (TAA)	75-85-4	8260D	7800	H	2000	800	ug/L	1
tert-Amyl methyl ether (TAME)	994-05-8	8260D	ND	H	1000	42	ug/L	1
tert-Butyl formate (TBF)	762-75-4	8260D	ND	H	500	200	ug/L	1
Diisopropyl ether (IPE)	108-20-3	8260D	49	HJ	100	40	ug/L	1
3,3-Dimethyl-1-butanol	624-95-3	8260D	ND	H	2000	800	ug/L	1
Ethanol	64-17-5	8260D	ND	H	10000	5200	ug/L	1
Ethyl-tert-butyl ether (ETBE)	637-92-3	8260D	ND	H	100	40	ug/L	1
tert-butyl alcohol (TBA)	75-65-0	8260D	ND	H	2000	800	ug/L	1

Surrogate	Q	Run 1 % Recovery	Acceptance Limits
1,2-Dichloroethane-d4	H	94	70-130
Toluene-d8	H	89	70-130
Bromofluorobenzene	H	91	70-130

LOQ = Limit of Quantitation
ND = Not detected at or above the DL
H = Out of holding time
B = Detected in the method blank
N = Recovery is out of criteria
W = Reported on wet weight basis
E = Quantitation of compound exceeded the calibration range
P = The RPD between two GC columns exceeds 40%
DL = Detection Limit
J = Estimated result < LOQ and ≥ DL
Q = Surrogate failure
L = LCS/LCSD failure
S = MS/MSD failure

EDB & DBCP by Microextraction

Client: Pace Analytical Services, LLC
Laboratory ID: WI25043-033
Description: MW12
Matrix: Aqueous
Date Sampled: 09/16/2021 1345
Date Received: 09/23/2021

Run	Prep Method	Analytical Method	Dilution	Analysis Date	Analyst	Prep Date	Batch
1	8011	8011	100	10/04/2021 1612	CMF	09/30/2021 1407	17202

Parameter	CAS Number	Analytical Method	Result	Q	LOQ	DL	Units	Run
1,2-Dibromo-3-chloropropane (DBCP)	96-12-8	8011	2.3	PQ	2.0	1.0	ug/L	1
1,2-Dibromoethane (EDB)	106-93-4	8011	ND	Q	2.0	0.50	ug/L	1

Surrogate	Q	Run 1 % Recovery	Acceptance Limits
1,1,1,2-Tetrachloroethane	N	0.00	57-137

LOQ = Limit of Quantitation
ND = Not detected at or above the DL
H = Out of holding time
B = Detected in the method blank
N = Recovery is out of criteria
W = Reported on wet weight basis
E = Quantitation of compound exceeded the calibration range
P = The RPD between two GC columns exceeds 40%
DL = Detection Limit
J = Estimated result < LOQ and ≥ DL
Q = Surrogate failure
L = LCS/LCSD failure
S = MS/MSD failure

Pace Analytical Services, LLC *(formerly Shealy Environmental Services, Inc.)*
106 Vantage Point Drive West Columbia, SC 29172 (803) 791-9700 Fax (803) 791-9111 www.pacelabs.com

Volatile Organic Compounds by GC/MS

Client: Pace Analytical Services, LLC
Laboratory ID: WI25043-034
Description: MW12I
Matrix: Aqueous
Date Sampled: 09/16/2021 1315
Date Received: 09/23/2021

Run	Prep Method	Analytical Method	Dilution	Analysis Date	Analyst	Prep Date	Batch
1	5030B	8260D	20	09/29/2021 0003	ECB		18561

Parameter	CAS Number	Analytical Method	Result	Q	LOQ	DL	Units	Run
Benzene	71-43-2	8260D	820		20	8.0	ug/L	1
1,2-Dichloroethane	107-06-2	8260D	ND		20	8.0	ug/L	1
Ethylbenzene	100-41-4	8260D	470		20	8.0	ug/L	1
Methyl tertiary butyl ether (MTBE)	1634-04-4	8260D	ND		20	8.0	ug/L	1
Naphthalene	91-20-3	8260D	81		20	8.0	ug/L	1
Toluene	108-88-3	8260D	1200		20	8.0	ug/L	1
Xylenes (total)	1330-20-7	8260D	1500		20	8.0	ug/L	1

Surrogate	Q	Run 1 % Recovery	Acceptance Limits
1,2-Dichloroethane-d4		90	70-130
Toluene-d8		95	70-130
Bromofluorobenzene		98	70-130

LOQ = Limit of Quantitation
B = Detected in the method blank
E = Quantitation of compound exceeded the calibration range
DL = Detection Limit
Q = Surrogate failure
ND = Not detected at or above the DL
N = Recovery is out of criteria
P = The RPD between two GC columns exceeds 40%
J = Estimated result < LOQ and ≥ DL
L = LCS/LCSD failure
H = Out of holding time
W = Reported on wet weight basis
S = MS/MSD failure

Volatile Organic Compounds by GC/MS

Client: Pace Analytical Services, LLC
Laboratory ID: WI25043-034
Description: MW12I
Matrix: Aqueous
Date Sampled: 09/16/2021 1315
Date Received: 09/23/2021

Run	Prep Method	Analytical Method	Dilution	Analysis Date	Analyst	Prep Date	Batch
1	5030B	8260D	20	10/15/2021 0424	BBW		18891

Parameter	CAS Number	Analytical Method	Result	Q	LOQ	DL	Units	Run
tert-Amyl alcohol (TAA)	75-85-4	8260D	970	H	400	160	ug/L	1
tert-Amyl methyl ether (TAME)	994-05-8	8260D	ND	H	200	8.4	ug/L	1
tert-Butyl formate (TBF)	762-75-4	8260D	ND	H	100	40	ug/L	1
Diisopropyl ether (IPE)	108-20-3	8260D	32	H	20	8.0	ug/L	1
3,3-Dimethyl-1-butanol	624-95-3	8260D	ND	H	400	160	ug/L	1
Ethanol	64-17-5	8260D	ND	H	2000	1000	ug/L	1
Ethyl-tert-butyl ether (ETBE)	637-92-3	8260D	ND	H	20	8.0	ug/L	1
tert-butyl alcohol (TBA)	75-65-0	8260D	ND	H	400	160	ug/L	1

Surrogate	Q	Run 1 % Recovery	Acceptance Limits
1,2-Dichloroethane-d4	H	98	70-130
Toluene-d8	H	90	70-130
Bromofluorobenzene	H	95	70-130

LOQ = Limit of Quantitation
ND = Not detected at or above the DL
H = Out of holding time
B = Detected in the method blank
N = Recovery is out of criteria
W = Reported on wet weight basis
E = Quantitation of compound exceeded the calibration range
P = The RPD between two GC columns exceeds 40%
DL = Detection Limit
J = Estimated result < LOQ and ≥ DL
Q = Surrogate failure
L = LCS/LCSD failure
S = MS/MSD failure

EDB & DBCP by Microextraction

Client: Pace Analytical Services, LLC
Laboratory ID: WI25043-034
Description: MW12I
Matrix: Aqueous
Date Sampled: 09/16/2021 1315
Date Received: 09/23/2021

Run	Prep Method	Analytical Method	Dilution	Analysis Date	Analyst	Prep Date	Batch
1	8011	8011	1	10/01/2021 0206	CMF	09/30/2021 1407	17202

Parameter	CAS Number	Analytical Method	Result	Q	LOQ	DL	Units	Run
1,2-Dibromo-3-chloropropane (DBCP)	96-12-8	8011	ND		0.020	0.010	ug/L	1
1,2-Dibromoethane (EDB)	106-93-4	8011	ND		0.020	0.0050	ug/L	1

Surrogate	Q	Run 1 % Recovery	Acceptance Limits
1,1,1,2-Tetrachloroethane		70	57-137

LOQ = Limit of Quantitation
ND = Not detected at or above the DL
H = Out of holding time
B = Detected in the method blank
N = Recovery is out of criteria
W = Reported on wet weight basis
E = Quantitation of compound exceeded the calibration range
P = The RPD between two GC columns exceeds 40%
DL = Detection Limit
J = Estimated result < LOQ and ≥ DL
Q = Surrogate failure
L = LCS/LCSD failure
S = MS/MSD failure

Pace Analytical Services, LLC *(formerly Shealy Environmental Services, Inc.)*
106 Vantage Point Drive West Columbia, SC 29172 (803) 791-9700 Fax (803) 791-9111 www.pacelabs.com

Volatile Organic Compounds by GC/MS

Client: Pace Analytical Services, LLC
Laboratory ID: WI25043-035
Description: MW02
Matrix: Aqueous
Date Sampled: 09/16/2021 1425
Date Received: 09/23/2021

Run	Prep Method	Analytical Method	Dilution	Analysis Date	Analyst	Prep Date	Batch
1	5030B	8260D	5	09/28/2021 2340	ECB		18561

Parameter	CAS Number	Analytical Method	Result	Q	LOQ	DL	Units	Run
Benzene	71-43-2	8260D	320		5.0	2.0	ug/L	1
1,2-Dichloroethane	107-06-2	8260D	ND		5.0	2.0	ug/L	1
Ethylbenzene	100-41-4	8260D	32		5.0	2.0	ug/L	1
Methyl tertiary butyl ether (MTBE)	1634-04-4	8260D	ND		5.0	2.0	ug/L	1
Naphthalene	91-20-3	8260D	ND		5.0	2.0	ug/L	1
Toluene	108-88-3	8260D	72		5.0	2.0	ug/L	1
Xylenes (total)	1330-20-7	8260D	200		5.0	2.0	ug/L	1

Surrogate	Q	Run 1 % Recovery	Acceptance Limits
1,2-Dichloroethane-d4		87	70-130
Toluene-d8		93	70-130
Bromofluorobenzene		96	70-130

LOQ = Limit of Quantitation
B = Detected in the method blank
E = Quantitation of compound exceeded the calibration range
DL = Detection Limit
Q = Surrogate failure
ND = Not detected at or above the DL
N = Recovery is out of criteria
P = The RPD between two GC columns exceeds 40%
J = Estimated result < LOQ and ≥ DL
L = LCS/LCSD failure
H = Out of holding time
W = Reported on wet weight basis
S = MS/MSD failure

Pace Analytical Services, LLC *(formerly Shealy Environmental Services, Inc.)*
106 Vantage Point Drive West Columbia, SC 29172 (803) 791-9700 Fax (803) 791-9111 www.pacelabs.com

Volatile Organic Compounds by GC/MS

Client: Pace Analytical Services, LLC
Laboratory ID: WI25043-035
Description: MW02
Matrix: Aqueous
Date Sampled: 09/16/2021 1425
Date Received: 09/23/2021

Run	Prep Method	Analytical Method	Dilution	Analysis Date	Analyst	Prep Date	Batch
1	5030B	8260D	5	10/15/2021 1404	TML		18954

Parameter	CAS Number	Analytical Method	Result	Q	LOQ	DL	Units	Run
tert-Amyl alcohol (TAA)	75-85-4	8260D	310	H	100	40	ug/L	1
tert-Amyl methyl ether (TAME)	994-05-8	8260D	ND	H	50	2.1	ug/L	1
tert-Butyl formate (TBF)	762-75-4	8260D	ND	H	25	10	ug/L	1
Diisopropyl ether (IPE)	108-20-3	8260D	5.1	H	5.0	2.0	ug/L	1
3,3-Dimethyl-1-butanol	624-95-3	8260D	ND	H	100	40	ug/L	1
Ethanol	64-17-5	8260D	ND	H	500	260	ug/L	1
Ethyl-tert-butyl ether (ETBE)	637-92-3	8260D	ND	H	5.0	2.0	ug/L	1
tert-butyl alcohol (TBA)	75-65-0	8260D	ND	H	100	40	ug/L	1

Surrogate	Q	Run 1 % Recovery	Acceptance Limits
1,2-Dichloroethane-d4	H	86	70-130
Toluene-d8	H	106	70-130
Bromofluorobenzene	H	99	70-130

LOQ = Limit of Quantitation
ND = Not detected at or above the DL
H = Out of holding time
B = Detected in the method blank
N = Recovery is out of criteria
W = Reported on wet weight basis
E = Quantitation of compound exceeded the calibration range
P = The RPD between two GC columns exceeds 40%
DL = Detection Limit
J = Estimated result < LOQ and ≥ DL
Q = Surrogate failure
L = LCS/LCSD failure
S = MS/MSD failure

Pace Analytical Services, LLC *(formerly Shealy Environmental Services, Inc.)*
106 Vantage Point Drive West Columbia, SC 29172 (803) 791-9700 Fax (803) 791-9111 www.pacelabs.com

EDB & DBCP by Microextraction

Client: Pace Analytical Services, LLC
Laboratory ID: WI25043-035
Description: MW02
Matrix: Aqueous
Date Sampled: 09/16/2021 1425
Date Received: 09/23/2021

Run	Prep Method	Analytical Method	Dilution	Analysis Date	Analyst	Prep Date	Batch
1	8011	8011	1	10/01/2021 0217	CMF	09/30/2021 1407	17202

Parameter	CAS Number	Analytical Method	Result	Q	LOQ	DL	Units	Run
1,2-Dibromo-3-chloropropane (DBCP)	96-12-8	8011	ND		0.020	0.0098	ug/L	1
1,2-Dibromoethane (EDB)	106-93-4	8011	ND		0.020	0.0049	ug/L	1

Surrogate	Q	Run 1 % Recovery	Acceptance Limits
1,1,1,2-Tetrachloroethane		71	57-137

LOQ = Limit of Quantitation
ND = Not detected at or above the DL
H = Out of holding time
B = Detected in the method blank
N = Recovery is out of criteria
W = Reported on wet weight basis
E = Quantitation of compound exceeded the calibration range
P = The RPD between two GC columns exceeds 40%
DL = Detection Limit
J = Estimated result < LOQ and ≥ DL
Q = Surrogate failure
L = LCS/LCSD failure
S = MS/MSD failure

Volatile Organic Compounds by GC/MS

Client: Pace Analytical Services, LLC
Laboratory ID: WI25043-036
Description: RW03
Matrix: Aqueous
Date Sampled: 09/16/2021 1505
Date Received: 09/23/2021

Run	Prep Method	Analytical Method	Dilution	Analysis Date	Analyst	Prep Date	Batch
1	5030B	8260D	20	09/29/2021 0026	ECB		18561

Parameter	CAS Number	Analytical Method	Result	Q	LOQ	DL	Units	Run
Benzene	71-43-2	8260D	960		20	8.0	ug/L	1
1,2-Dichloroethane	107-06-2	8260D	ND		20	8.0	ug/L	1
Ethylbenzene	100-41-4	8260D	280		20	8.0	ug/L	1
Methyl tertiary butyl ether (MTBE)	1634-04-4	8260D	33		20	8.0	ug/L	1
Naphthalene	91-20-3	8260D	76		20	8.0	ug/L	1
Toluene	108-88-3	8260D	340		20	8.0	ug/L	1
Xylenes (total)	1330-20-7	8260D	2400		20	8.0	ug/L	1

Surrogate	Q	Run 1 % Recovery	Acceptance Limits
1,2-Dichloroethane-d4		88	70-130
Toluene-d8		96	70-130
Bromofluorobenzene		96	70-130

LOQ = Limit of Quantitation
B = Detected in the method blank
E = Quantitation of compound exceeded the calibration range
DL = Detection Limit
Q = Surrogate failure
ND = Not detected at or above the DL
N = Recovery is out of criteria
P = The RPD between two GC columns exceeds 40%
J = Estimated result < LOQ and ≥ DL
L = LCS/LCSD failure
H = Out of holding time
W = Reported on wet weight basis
S = MS/MSD failure

Volatile Organic Compounds by GC/MS

Client: Pace Analytical Services, LLC
Laboratory ID: WI25043-036
Description: RW03
Matrix: Aqueous
Date Sampled: 09/16/2021 1505
Date Received: 09/23/2021

Run	Prep Method	Analytical Method	Dilution	Analysis Date	Analyst	Prep Date	Batch
1	5030B	8260D	20	10/15/2021 1543	TML		18954

Parameter	CAS Number	Analytical Method	Result	Q	LOQ	DL	Units	Run
tert-Amyl alcohol (TAA)	75-85-4	8260D	3300	H	400	160	ug/L	1
tert-Amyl methyl ether (TAME)	994-05-8	8260D	ND	H	200	8.4	ug/L	1
tert-Butyl formate (TBF)	762-75-4	8260D	ND	H	100	40	ug/L	1
Diisopropyl ether (IPE)	108-20-3	8260D	31	H	20	8.0	ug/L	1
3,3-Dimethyl-1-butanol	624-95-3	8260D	ND	H	400	160	ug/L	1
Ethanol	64-17-5	8260D	ND	H	2000	1000	ug/L	1
Ethyl-tert-butyl ether (ETBE)	637-92-3	8260D	ND	H	20	8.0	ug/L	1
tert-butyl alcohol (TBA)	75-65-0	8260D	180	HJ	400	160	ug/L	1

Surrogate	Q	Run 1 % Recovery	Acceptance Limits
1,2-Dichloroethane-d4	H	88	70-130
Toluene-d8	H	106	70-130
Bromofluorobenzene	H	98	70-130

LOQ = Limit of Quantitation
ND = Not detected at or above the DL
H = Out of holding time
B = Detected in the method blank
N = Recovery is out of criteria
W = Reported on wet weight basis
E = Quantitation of compound exceeded the calibration range
P = The RPD between two GC columns exceeds 40%
DL = Detection Limit
J = Estimated result < LOQ and ≥ DL
Q = Surrogate failure
L = LCS/LCSD failure
S = MS/MSD failure

EDB & DBCP by Microextraction

Client: Pace Analytical Services, LLC
Laboratory ID: WI25043-036
Description: RW03
Matrix: Aqueous
Date Sampled: 09/16/2021 1505
Date Received: 09/23/2021

Run	Prep Method	Analytical Method	Dilution	Analysis Date	Analyst	Prep Date	Batch
1	8011	8011	1	10/04/2021 1520	CMF	09/30/2021 1407	17202

Parameter	CAS Number	Analytical Method	Result	Q	LOQ	DL	Units	Run
1,2-Dibromo-3-chloropropane (DBCP)	96-12-8	8011	ND		0.020	0.0098	ug/L	1
1,2-Dibromoethane (EDB)	106-93-4	8011	0.037	P	0.020	0.0049	ug/L	1

Surrogate	Q	Run 1 % Recovery	Acceptance Limits
1,1,1,2-Tetrachloroethane		68	57-137

LOQ = Limit of Quantitation	B = Detected in the method blank	E = Quantitation of compound exceeded the calibration range	DL = Detection Limit	Q = Surrogate failure
ND = Not detected at or above the DL	N = Recovery is out of criteria	P = The RPD between two GC columns exceeds 40%	J = Estimated result < LOQ and ≥ DL	L = LCS/LCSD failure
H = Out of holding time	W = Reported on wet weight basis			S = MS/MSD failure

Pace Analytical Services, LLC *(formerly Shealy Environmental Services, Inc.)*
106 Vantage Point Drive West Columbia, SC 29172 (803) 791-9700 Fax (803) 791-9111 www.pacelabs.com

Volatile Organic Compounds by GC/MS

Client: Pace Analytical Services, LLC
Laboratory ID: WI25043-037
Description: RW02
Matrix: Aqueous
Date Sampled: 09/16/2021 1615
Date Received: 09/23/2021

Run	Prep Method	Analytical Method	Dilution	Analysis Date	Analyst	Prep Date	Batch
1	5030B	8260D	500	09/29/2021 0221	ECB		18561

Parameter	CAS Number	Analytical Method	Result	Q	LOQ	DL	Units	Run
Benzene	71-43-2	8260D	16000		500	200	ug/L	1
1,2-Dichloroethane	107-06-2	8260D	ND		500	200	ug/L	1
Ethylbenzene	100-41-4	8260D	2200		500	200	ug/L	1
Methyl tertiary butyl ether (MTBE)	1634-04-4	8260D	ND		500	200	ug/L	1
Naphthalene	91-20-3	8260D	600		500	200	ug/L	1
Toluene	108-88-3	8260D	33000		500	200	ug/L	1
Xylenes (total)	1330-20-7	8260D	13000		500	200	ug/L	1

Surrogate	Q	Run 1 % Recovery	Acceptance Limits
1,2-Dichloroethane-d4		91	70-130
Toluene-d8		98	70-130
Bromofluorobenzene		101	70-130

LOQ = Limit of Quantitation
B = Detected in the method blank
E = Quantitation of compound exceeded the calibration range
DL = Detection Limit
Q = Surrogate failure
ND = Not detected at or above the DL
N = Recovery is out of criteria
P = The RPD between two GC columns exceeds 40%
J = Estimated result < LOQ and ≥ DL
L = LCS/LCSD failure
H = Out of holding time
W = Reported on wet weight basis
S = MS/MSD failure

Pace Analytical Services, LLC *(formerly Shealy Environmental Services, Inc.)*
106 Vantage Point Drive West Columbia, SC 29172 (803) 791-9700 Fax (803) 791-9111 www.pacelabs.com

Volatile Organic Compounds by GC/MS

Client: Pace Analytical Services, LLC
Laboratory ID: WI25043-037
Description: RW02
Matrix: Aqueous
Date Sampled: 09/16/2021 1615
Date Received: 09/23/2021

Run	Prep Method	Analytical Method	Dilution	Analysis Date	Analyst	Prep Date	Batch
1	5030B	8260D	500	10/15/2021 1722	TML		18954

Parameter	CAS Number	Analytical Method	Result	Q	LOQ	DL	Units	Run
tert-Amyl alcohol (TAA)	75-85-4	8260D	9700	HJ	10000	4000	ug/L	1
tert-Amyl methyl ether (TAME)	994-05-8	8260D	ND	H	5000	210	ug/L	1
tert-Butyl formate (TBF)	762-75-4	8260D	ND	H	2500	1000	ug/L	1
Diisopropyl ether (IPE)	108-20-3	8260D	470	HJ	500	200	ug/L	1
3,3-Dimethyl-1-butanol	624-95-3	8260D	ND	H	10000	4000	ug/L	1
Ethanol	64-17-5	8260D	ND	H	50000	26000	ug/L	1
Ethyl-tert-butyl ether (ETBE)	637-92-3	8260D	ND	H	500	200	ug/L	1
tert-butyl alcohol (TBA)	75-65-0	8260D	ND	H	10000	4000	ug/L	1

Surrogate	Q	Run 1 % Recovery	Acceptance Limits
1,2-Dichloroethane-d4	H	86	70-130
Toluene-d8	H	105	70-130
Bromofluorobenzene	H	99	70-130

LOQ = Limit of Quantitation
ND = Not detected at or above the DL
H = Out of holding time
B = Detected in the method blank
N = Recovery is out of criteria
W = Reported on wet weight basis
E = Quantitation of compound exceeded the calibration range
P = The RPD between two GC columns exceeds 40%
DL = Detection Limit
J = Estimated result < LOQ and ≥ DL
Q = Surrogate failure
L = LCS/LCSD failure
S = MS/MSD failure

EDB & DBCP by Microextraction

Client: Pace Analytical Services, LLC
Laboratory ID: WI25043-037
Description: RW02
Matrix: Aqueous
Date Sampled: 09/16/2021 1615
Date Received: 09/23/2021

Run	Prep Method	Analytical Method	Dilution	Analysis Date	Analyst	Prep Date	Batch
1	8011	8011	1	10/04/2021 1530	CMF	09/30/2021 1407	17202

Parameter	CAS Number	Analytical Method	Result	Q	LOQ	DL	Units	Run
1,2-Dibromo-3-chloropropane (DBCP)	96-12-8	8011	0.22	PQ	0.020	0.0099	ug/L	1
1,2-Dibromoethane (EDB)	106-93-4	8011	0.46	PQ	0.020	0.0049	ug/L	1

Surrogate	Q	Run 1 % Recovery	Acceptance Limits
1,1,1,2-Tetrachloroethane		114	57-137

LOQ = Limit of Quantitation	B = Detected in the method blank	E = Quantitation of compound exceeded the calibration range	DL = Detection Limit	Q = Surrogate failure
ND = Not detected at or above the DL	N = Recovery is out of criteria	P = The RPD between two GC columns exceeds 40%	J = Estimated result < LOQ and ≥ DL	L = LCS/LCSD failure
H = Out of holding time	W = Reported on wet weight basis			S = MS/MSD failure

Pace Analytical Services, LLC *(formerly Shealy Environmental Services, Inc.)*
106 Vantage Point Drive West Columbia, SC 29172 (803) 791-9700 Fax (803) 791-9111 www.pacelabs.com

Volatile Organic Compounds by GC/MS

Client: Pace Analytical Services, LLC
Laboratory ID: WI25043-038
Description: RW01
Matrix: Aqueous
Date Sampled: 09/16/2021 1720
Date Received: 09/23/2021

Run	Prep Method	Analytical Method	Dilution	Analysis Date	Analyst	Prep Date	Batch
1	5030B	8260D	500	09/29/2021 0244	ECB		18561

Parameter	CAS Number	Analytical Method	Result	Q	LOQ	DL	Units	Run
Benzene	71-43-2	8260D	29000		500	200	ug/L	1
1,2-Dichloroethane	107-06-2	8260D	ND		500	200	ug/L	1
Ethylbenzene	100-41-4	8260D	2700		500	200	ug/L	1
Methyl tertiary butyl ether (MTBE)	1634-04-4	8260D	60000		500	200	ug/L	1
Naphthalene	91-20-3	8260D	670		500	200	ug/L	1
Toluene	108-88-3	8260D	46000		500	200	ug/L	1
Xylenes (total)	1330-20-7	8260D	15000		500	200	ug/L	1

Surrogate	Q	Run 1 % Recovery	Acceptance Limits
1,2-Dichloroethane-d4		89	70-130
Toluene-d8		98	70-130
Bromofluorobenzene		101	70-130

LOQ = Limit of Quantitation	B = Detected in the method blank	E = Quantitation of compound exceeded the calibration range	DL = Detection Limit	Q = Surrogate failure
ND = Not detected at or above the DL	N = Recovery is out of criteria	P = The RPD between two GC columns exceeds 40%	J = Estimated result < LOQ and ≥ DL	L = LCS/LCSD failure
H = Out of holding time	W = Reported on wet weight basis			S = MS/MSD failure

Volatile Organic Compounds by GC/MS

Client: Pace Analytical Services, LLC
Laboratory ID: WI25043-038
Description: RW01
Matrix: Aqueous
Date Sampled: 09/16/2021 1720
Date Received: 09/23/2021

Run	Prep Method	Analytical Method	Dilution	Analysis Date	Analyst	Prep Date	Batch
1	5030B	8260D	500	10/15/2021 1746	TML		18954

Parameter	CAS Number	Analytical Method	Result	Q	LOQ	DL	Units	Run
tert-Amyl alcohol (TAA)	75-85-4	8260D	83000	H	10000	4000	ug/L	1
tert-Amyl methyl ether (TAME)	994-05-8	8260D	1100	HJ	5000	210	ug/L	1
tert-Butyl formate (TBF)	762-75-4	8260D	ND	H	2500	1000	ug/L	1
Diisopropyl ether (IPE)	108-20-3	8260D	2800	H	500	200	ug/L	1
3,3-Dimethyl-1-butanol	624-95-3	8260D	ND	H	10000	4000	ug/L	1
Ethanol	64-17-5	8260D	ND	H	50000	26000	ug/L	1
Ethyl-tert-butyl ether (ETBE)	637-92-3	8260D	ND	H	500	200	ug/L	1
tert-butyl alcohol (TBA)	75-65-0	8260D	17000	H	10000	4000	ug/L	1

Surrogate	Q	Run 1 % Recovery	Acceptance Limits
1,2-Dichloroethane-d4	H	87	70-130
Toluene-d8	H	107	70-130
Bromofluorobenzene	H	98	70-130

LOQ = Limit of Quantitation
ND = Not detected at or above the DL
H = Out of holding time
B = Detected in the method blank
N = Recovery is out of criteria
W = Reported on wet weight basis
E = Quantitation of compound exceeded the calibration range
P = The RPD between two GC columns exceeds 40%
DL = Detection Limit
J = Estimated result < LOQ and ≥ DL
Q = Surrogate failure
L = LCS/LCSD failure
S = MS/MSD failure

EDB & DBCP by Microextraction

Client: Pace Analytical Services, LLC
Laboratory ID: WI25043-038
Description: RW01
Matrix: Aqueous
Date Sampled: 09/16/2021 1720
Date Received: 09/23/2021

Run	Prep Method	Analytical Method	Dilution	Analysis Date	Analyst	Prep Date	Batch
1	8011	8011	10	10/04/2021 1633	CMF	09/30/2021 1407	17202

Parameter	CAS Number	Analytical Method	Result	Q	LOQ	DL	Units	Run
1,2-Dibromo-3-chloropropane (DBCP)	96-12-8	8011	0.93	P	0.20	0.098	ug/L	1
1,2-Dibromoethane (EDB)	106-93-4	8011	4.1		0.20	0.049	ug/L	1

Surrogate	Q	Run 1 % Recovery	Acceptance Limits
1,1,1,2-Tetrachloroethane		94	57-137

LOQ = Limit of Quantitation
ND = Not detected at or above the DL
H = Out of holding time
B = Detected in the method blank
N = Recovery is out of criteria
W = Reported on wet weight basis
E = Quantitation of compound exceeded the calibration range
P = The RPD between two GC columns exceeds 40%
DL = Detection Limit
J = Estimated result < LOQ and ≥ DL
Q = Surrogate failure
L = LCS/LCSD failure
S = MS/MSD failure

Pace Analytical Services, LLC *(formerly Shealy Environmental Services, Inc.)*
106 Vantage Point Drive West Columbia, SC 29172 (803) 791-9700 Fax (803) 791-9111 www.pacelabs.com

Volatile Organic Compounds by GC/MS

Client: Pace Analytical Services, LLC
Laboratory ID: WI25043-039
Description: MW21
Matrix: Aqueous
Date Sampled: 09/16/2021 1540
Date Received: 09/23/2021

Run	Prep Method	Analytical Method	Dilution	Analysis Date	Analyst	Prep Date	Batch
1	5030B	8260D	100	09/29/2021 0135	ECB		18561

Parameter	CAS Number	Analytical Method	Result	Q	LOQ	DL	Units	Run
Benzene	71-43-2	8260D	4400		100	40	ug/L	1
1,2-Dichloroethane	107-06-2	8260D	ND		100	40	ug/L	1
Ethylbenzene	100-41-4	8260D	2400		100	40	ug/L	1
Methyl tertiary butyl ether (MTBE)	1634-04-4	8260D	1100		100	40	ug/L	1
Naphthalene	91-20-3	8260D	730		100	40	ug/L	1
Toluene	108-88-3	8260D	9000		100	40	ug/L	1
Xylenes (total)	1330-20-7	8260D	11000		100	40	ug/L	1

Surrogate	Q	Run 1 % Recovery	Acceptance Limits
1,2-Dichloroethane-d4		88	70-130
Toluene-d8		94	70-130
Bromofluorobenzene		94	70-130

LOQ = Limit of Quantitation	B = Detected in the method blank	E = Quantitation of compound exceeded the calibration range	DL = Detection Limit	Q = Surrogate failure
ND = Not detected at or above the DL	N = Recovery is out of criteria	P = The RPD between two GC columns exceeds 40%	J = Estimated result < LOQ and ≥ DL	L = LCS/LCSD failure
H = Out of holding time	W = Reported on wet weight basis			S = MS/MSD failure

Volatile Organic Compounds by GC/MS

Client: Pace Analytical Services, LLC
Laboratory ID: WI25043-039
Description: MW21
Matrix: Aqueous
Date Sampled: 09/16/2021 1540
Date Received: 09/23/2021

Run	Prep Method	Analytical Method	Dilution	Analysis Date	Analyst	Prep Date	Batch
1	5030B	8260D	100	10/15/2021 1632	TML		18954

Parameter	CAS Number	Analytical Method	Result	Q	LOQ	DL	Units	Run
tert-Amyl alcohol (TAA)	75-85-4	8260D	12000	H	2000	800	ug/L	1
tert-Amyl methyl ether (TAME)	994-05-8	8260D	82	HJ	1000	42	ug/L	1
tert-Butyl formate (TBF)	762-75-4	8260D	ND	H	500	200	ug/L	1
Diisopropyl ether (IPE)	108-20-3	8260D	310	H	100	40	ug/L	1
3,3-Dimethyl-1-butanol	624-95-3	8260D	ND	H	2000	800	ug/L	1
Ethanol	64-17-5	8260D	ND	H	10000	5200	ug/L	1
Ethyl-tert-butyl ether (ETBE)	637-92-3	8260D	ND	H	100	40	ug/L	1
tert-butyl alcohol (TBA)	75-65-0	8260D	1100	HJ	2000	800	ug/L	1

Surrogate	Q	Run 1 % Recovery	Acceptance Limits
1,2-Dichloroethane-d4	H	87	70-130
Toluene-d8	H	107	70-130
Bromofluorobenzene	H	101	70-130

LOQ = Limit of Quantitation
ND = Not detected at or above the DL
H = Out of holding time
B = Detected in the method blank
N = Recovery is out of criteria
W = Reported on wet weight basis
E = Quantitation of compound exceeded the calibration range
P = The RPD between two GC columns exceeds 40%
DL = Detection Limit
J = Estimated result < LOQ and ≥ DL
Q = Surrogate failure
L = LCS/LCSD failure
S = MS/MSD failure

EDB & DBCP by Microextraction

Client: Pace Analytical Services, LLC
Laboratory ID: WI25043-039
Description: MW21
Matrix: Aqueous
Date Sampled: 09/16/2021 1540
Date Received: 09/23/2021

Run	Prep Method	Analytical Method	Dilution	Analysis Date	Analyst	Prep Date	Batch
1	8011	8011	100	10/06/2021 1512	CMF	09/30/2021 1407	17202

Parameter	CAS Number	Analytical Method	Result	Q	LOQ	DL	Units	Run
1,2-Dibromo-3-chloropropane (DBCP)	96-12-8	8011	ND	Q	2.0	1.0	ug/L	1
1,2-Dibromoethane (EDB)	106-93-4	8011	2.2	PQ	2.0	0.50	ug/L	1

Surrogate	Q	Run 1 % Recovery	Acceptance Limits
1,1,1,2-Tetrachloroethane	N	0.00	57-137

LOQ = Limit of Quantitation	B = Detected in the method blank	E = Quantitation of compound exceeded the calibration range	DL = Detection Limit	Q = Surrogate failure
ND = Not detected at or above the DL	N = Recovery is out of criteria	P = The RPD between two GC columns exceeds 40%	J = Estimated result < LOQ and ≥ DL	L = LCS/LCSD failure
H = Out of holding time	W = Reported on wet weight basis			S = MS/MSD failure

Pace Analytical Services, LLC *(formerly Shealy Environmental Services, Inc.)*
106 Vantage Point Drive West Columbia, SC 29172 (803) 791-9700 Fax (803) 791-9111 www.pacelabs.com

Volatile Organic Compounds by GC/MS

Client: Pace Analytical Services, LLC
Laboratory ID: WI25043-040
Description: MW24
Matrix: Aqueous
Date Sampled: 09/16/2021 1645
Date Received: 09/23/2021

Run	Prep Method	Analytical Method	Dilution	Analysis Date	Analyst	Prep Date	Batch
1	5030B	8260D	500	09/29/2021 0307	ECB		18561

Parameter	CAS Number	Analytical Method	Result	Q	LOQ	DL	Units	Run
Benzene	71-43-2	8260D	24000		500	200	ug/L	1
1,2-Dichloroethane	107-06-2	8260D	ND		500	200	ug/L	1
Ethylbenzene	100-41-4	8260D	3800		500	200	ug/L	1
Methyl tertiary butyl ether (MTBE)	1634-04-4	8260D	11000		500	200	ug/L	1
Naphthalene	91-20-3	8260D	980		500	200	ug/L	1
Toluene	108-88-3	8260D	48000		500	200	ug/L	1
Xylenes (total)	1330-20-7	8260D	21000		500	200	ug/L	1

Surrogate	Q	Run 1 % Recovery	Acceptance Limits
1,2-Dichloroethane-d4		90	70-130
Toluene-d8		96	70-130
Bromofluorobenzene		98	70-130

LOQ = Limit of Quantitation
ND = Not detected at or above the DL
H = Out of holding time
B = Detected in the method blank
N = Recovery is out of criteria
W = Reported on wet weight basis
E = Quantitation of compound exceeded the calibration range
P = The RPD between two GC columns exceeds 40%
DL = Detection Limit
J = Estimated result < LOQ and ≥ DL
Q = Surrogate failure
L = LCS/LCSD failure
S = MS/MSD failure

Volatile Organic Compounds by GC/MS

Client: Pace Analytical Services, LLC
Laboratory ID: WI25043-040
Description: MW24
Matrix: Aqueous
Date Sampled: 09/16/2021 1645
Date Received: 09/23/2021

Run	Prep Method	Analytical Method	Dilution	Analysis Date	Analyst	Prep Date	Batch
1	5030B	8260D	500	10/15/2021 1811	TML		18954

Parameter	CAS Number	Analytical Method	Result	Q	LOQ	DL	Units	Run
tert-Amyl alcohol (TAA)	75-85-4	8260D	39000	H	10000	4000	ug/L	1
tert-Amyl methyl ether (TAME)	994-05-8	8260D	940	HJ	5000	210	ug/L	1
tert-Butyl formate (TBF)	762-75-4	8260D	ND	H	2500	1000	ug/L	1
Diisopropyl ether (IPE)	108-20-3	8260D	2400	H	500	200	ug/L	1
3,3-Dimethyl-1-butanol	624-95-3	8260D	ND	H	10000	4000	ug/L	1
Ethanol	64-17-5	8260D	ND	H	50000	26000	ug/L	1
Ethyl-tert-butyl ether (ETBE)	637-92-3	8260D	ND	H	500	200	ug/L	1
tert-butyl alcohol (TBA)	75-65-0	8260D	ND	H	10000	4000	ug/L	1

Surrogate	Q	Run 1 % Recovery	Acceptance Limits
1,2-Dichloroethane-d4	H	87	70-130
Toluene-d8	H	105	70-130
Bromofluorobenzene	H	100	70-130

LOQ = Limit of Quantitation
ND = Not detected at or above the DL
H = Out of holding time
B = Detected in the method blank
N = Recovery is out of criteria
W = Reported on wet weight basis
E = Quantitation of compound exceeded the calibration range
P = The RPD between two GC columns exceeds 40%
DL = Detection Limit
J = Estimated result < LOQ and ≥ DL
Q = Surrogate failure
L = LCS/LCSD failure
S = MS/MSD failure

Pace Analytical Services, LLC *(formerly Shealy Environmental Services, Inc.)*
106 Vantage Point Drive West Columbia, SC 29172 (803) 791-9700 Fax (803) 791-9111 www.pacelabs.com

EDB & DBCP by Microextraction

Client: Pace Analytical Services, LLC
Laboratory ID: WI25043-040
Description: MW24
Matrix: Aqueous
Date Sampled: 09/16/2021 1645
Date Received: 09/23/2021

Run	Prep Method	Analytical Method	Dilution	Analysis Date	Analyst	Prep Date	Batch
1	8011	8011	10	10/04/2021 1653	CMF	09/30/2021 1407	17202

Parameter	CAS Number	Analytical Method	Result	Q	LOQ	DL	Units	Run
1,2-Dibromo-3-chloropropane (DBCP)	96-12-8	8011	ND		0.20	0.10	ug/L	1
1,2-Dibromoethane (EDB)	106-93-4	8011	4.7		0.20	0.050	ug/L	1

Surrogate	Q	Run 1 % Recovery	Acceptance Limits
1,1,1,2-Tetrachloroethane		70	57-137

LOQ = Limit of Quantitation	B = Detected in the method blank	E = Quantitation of compound exceeded the calibration range	DL = Detection Limit	Q = Surrogate failure
ND = Not detected at or above the DL	N = Recovery is out of criteria	P = The RPD between two GC columns exceeds 40%	J = Estimated result < LOQ and ≥ DL	L = LCS/LCSD failure
H = Out of holding time	W = Reported on wet weight basis			S = MS/MSD failure

Pace Analytical Services, LLC *(formerly Shealy Environmental Services, Inc.)*
106 Vantage Point Drive West Columbia, SC 29172 (803) 791-9700 Fax (803) 791-9111 www.pacelabs.com

Volatile Organic Compounds by GC/MS

Client: Pace Analytical Services, LLC
Laboratory ID: WI25043-041
Description: DUP A
Matrix: Aqueous
Date Sampled: 09/15/2021 2025
Date Received: 09/23/2021

Run	Prep Method	Analytical Method	Dilution	Analysis Date	Analyst	Prep Date	Batch
1	5030B	8260D	20	09/28/2021 2024	ECB		18558
2	5030B	8260D	5	09/30/2021 1137	ECB		18563

Parameter	CAS Number	Analytical Method	Result	Q	LOQ	DL	Units	Run
Benzene	71-43-2	8260D	350		20	8.0	ug/L	1
1,2-Dichloroethane	107-06-2	8260D	ND		20	8.0	ug/L	1
Ethylbenzene	100-41-4	8260D	130		20	8.0	ug/L	1
Methyl tertiary butyl ether (MTBE)	1634-04-4	8260D	31		20	8.0	ug/L	1
Naphthalene	91-20-3	8260D	20		20	8.0	ug/L	1
Toluene	108-88-3	8260D	160		20	8.0	ug/L	1
Xylenes (total)	1330-20-7	8260D	68		20	8.0	ug/L	1

Surrogate	Q	Run 1 % Recovery	Run 1 Acceptance Limits	Q	Run 2 % Recovery	Run 2 Acceptance Limits
1,2-Dichloroethane-d4		116	70-130	H	91	70-130
Toluene-d8		105	70-130	H	99	70-130
Bromofluorobenzene		82	70-130	H	100	70-130

LOQ = Limit of Quantitation
B = Detected in the method blank
E = Quantitation of compound exceeded the calibration range
DL = Detection Limit
Q = Surrogate failure
ND = Not detected at or above the DL
N = Recovery is out of criteria
P = The RPD between two GC columns exceeds 40%
J = Estimated result < LOQ and ≥ DL
L = LCS/LCSD failure
H = Out of holding time
W = Reported on wet weight basis
S = MS/MSD failure

Volatile Organic Compounds by GC/MS

Client: Pace Analytical Services, LLC
Laboratory ID: WI25043-041
Description: DUP A
Matrix: Aqueous
Date Sampled: 09/15/2021 2025
Date Received: 09/23/2021

Run	Prep Method	Analytical Method	Dilution	Analysis Date	Analyst	Prep Date	Batch
1	5030B	8260D	20	09/28/2021 2024	ECB		18558
2	5030B	8260D	5	09/30/2021 1137	ECB		18563

Parameter	CAS Number	Analytical Method	Result	Q	LOQ	DL	Units	Run
Benzene	71-43-2	8260D	390	H	5.0	2.0	ug/L	2
1,2-Dichloroethane	107-06-2	8260D	6.2	H	5.0	2.0	ug/L	2
Ethylbenzene	100-41-4	8260D	170	H	5.0	2.0	ug/L	2
Methyl tertiary butyl ether (MTBE)	1634-04-4	8260D	33	H	5.0	2.0	ug/L	2
Naphthalene	91-20-3	8260D	23	H	5.0	2.0	ug/L	2
Toluene	108-88-3	8260D	190	H	5.0	2.0	ug/L	2
Xylenes (total)	1330-20-7	8260D	110	H	5.0	2.0	ug/L	2

Surrogate	Q	Run 1 % Recovery	Run 1 Acceptance Limits	Q	Run 2 % Recovery	Run 2 Acceptance Limits
1,2-Dichloroethane-d4		116	70-130	H	91	70-130
Toluene-d8		105	70-130	H	99	70-130
Bromofluorobenzene		82	70-130	H	100	70-130

LOQ = Limit of Quantitation
ND = Not detected at or above the DL
H = Out of holding time
B = Detected in the method blank
N = Recovery is out of criteria
W = Reported on wet weight basis
E = Quantitation of compound exceeded the calibration range
P = The RPD between two GC columns exceeds 40%
DL = Detection Limit
J = Estimated result < LOQ and ≥ DL
Q = Surrogate failure
L = LCS/LCSD failure
S = MS/MSD failure

Pace Analytical Services, LLC *(formerly Shealy Environmental Services, Inc.)*
106 Vantage Point Drive West Columbia, SC 29172 (803) 791-9700 Fax (803) 791-9111 www.pacelabs.com

Volatile Organic Compounds by GC/MS

Client: Pace Analytical Services, LLC
Laboratory ID: WI25043-041
Description: DUP A
Matrix: Aqueous
Date Sampled: 09/15/2021 2025
Date Received: 09/23/2021

Run	Prep Method	Analytical Method	Dilution	Analysis Date	Analyst	Prep Date	Batch
1	5030B	8260D	5	10/15/2021 1429	TML		18954

Parameter	CAS Number	Analytical Method	Result	Q	LOQ	DL	Units	Run
tert-Amyl alcohol (TAA)	75-85-4	8260D	11000	H	100	40	ug/L	1
tert-Amyl methyl ether (TAME)	994-05-8	8260D	ND	H	50	2.1	ug/L	1
tert-Butyl formate (TBF)	762-75-4	8260D	ND	H	25	10	ug/L	1
Diisopropyl ether (IPE)	108-20-3	8260D	220	H	5.0	2.0	ug/L	1
3,3-Dimethyl-1-butanol	624-95-3	8260D	ND	H	100	40	ug/L	1
Ethanol	64-17-5	8260D	ND	H	500	260	ug/L	1
Ethyl-tert-butyl ether (ETBE)	637-92-3	8260D	ND	H	5.0	2.0	ug/L	1
tert-butyl alcohol (TBA)	75-65-0	8260D	480	H	100	40	ug/L	1

Surrogate	Q	Run 1 % Recovery	Acceptance Limits
1,2-Dichloroethane-d4	H	87	70-130
Toluene-d8	H	106	70-130
Bromofluorobenzene	H	101	70-130

LOQ = Limit of Quantitation
ND = Not detected at or above the DL
H = Out of holding time
B = Detected in the method blank
N = Recovery is out of criteria
W = Reported on wet weight basis
E = Quantitation of compound exceeded the calibration range
P = The RPD between two GC columns exceeds 40%
DL = Detection Limit
J = Estimated result < LOQ and ≥ DL
Q = Surrogate failure
L = LCS/LCSD failure
S = MS/MSD failure

EDB & DBCP by Microextraction

Client: Pace Analytical Services, LLC
Laboratory ID: WI25043-041
Description: DUP A
Matrix: Aqueous
Date Sampled: 09/15/2021 2025
Date Received: 09/23/2021

Run	Prep Method	Analytical Method	Dilution	Analysis Date	Analyst	Prep Date	Batch
1	8011	8011	10	10/06/2021 1339	CMF	10/02/2021 1250	17462

Parameter	CAS Number	Analytical Method	Result	Q	LOQ	DL	Units	Run
1,2-Dibromo-3-chloropropane (DBCP)	96-12-8	8011	0.28	HP	0.21	0.11	ug/L	1
1,2-Dibromoethane (EDB)	106-93-4	8011	ND	H	0.21	0.053	ug/L	1

Surrogate	Q	Run 1 % Recovery	Acceptance Limits
1,1,1,2-Tetrachloroethane	H	58	57-137

LOQ = Limit of Quantitation
ND = Not detected at or above the DL
H = Out of holding time
B = Detected in the method blank
N = Recovery is out of criteria
W = Reported on wet weight basis
E = Quantitation of compound exceeded the calibration range
P = The RPD between two GC columns exceeds 40%
DL = Detection Limit
J = Estimated result < LOQ and ≥ DL
Q = Surrogate failure
L = LCS/LCSD failure
S = MS/MSD failure

Pace Analytical Services, LLC *(formerly Shealy Environmental Services, Inc.)*
106 Vantage Point Drive West Columbia, SC 29172 (803) 791-9700 Fax (803) 791-9111 www.pacelabs.com

Volatile Organic Compounds by GC/MS

Client: Pace Analytical Services, LLC
Laboratory ID: WI25043-042
Description: DUP B
Matrix: Aqueous
Date Sampled: 09/16/2021 1350
Date Received: 09/23/2021

Run	Prep Method	Analytical Method	Dilution	Analysis Date	Analyst	Prep Date	Batch
1	5030B	8260D	100	09/29/2021 0158	ECB		18561

Parameter	CAS Number	Analytical Method	Result	Q	LOQ	DL	Units	Run
Benzene	71-43-2	8260D	3400		100	40	ug/L	1
1,2-Dichloroethane	107-06-2	8260D	ND		100	40	ug/L	1
Ethylbenzene	100-41-4	8260D	1200		100	40	ug/L	1
Methyl tertiary butyl ether (MTBE)	1634-04-4	8260D	ND		100	40	ug/L	1
Naphthalene	91-20-3	8260D	210		100	40	ug/L	1
Toluene	108-88-3	8260D	8300		100	40	ug/L	1
Xylenes (total)	1330-20-7	8260D	5700		100	40	ug/L	1

Surrogate	Q	Run 1 % Recovery	Acceptance Limits
1,2-Dichloroethane-d4		88	70-130
Toluene-d8		95	70-130
Bromofluorobenzene		95	70-130

LOQ = Limit of Quantitation
B = Detected in the method blank
E = Quantitation of compound exceeded the calibration range
DL = Detection Limit
Q = Surrogate failure
ND = Not detected at or above the DL
N = Recovery is out of criteria
P = The RPD between two GC columns exceeds 40%
J = Estimated result < LOQ and ≥ DL
L = LCS/LCSD failure
H = Out of holding time
W = Reported on wet weight basis
S = MS/MSD failure

Pace Analytical Services, LLC *(formerly Shealy Environmental Services, Inc.)*
106 Vantage Point Drive West Columbia, SC 29172 (803) 791-9700 Fax (803) 791-9111 www.pacelabs.com

Volatile Organic Compounds by GC/MS

Client: Pace Analytical Services, LLC
Laboratory ID: WI25043-042
Description: DUP B
Matrix: Aqueous
Date Sampled: 09/16/2021 1350
Date Received: 09/23/2021

Run	Prep Method	Analytical Method	Dilution	Analysis Date	Analyst	Prep Date	Batch
1	5030B	8260D	100	10/15/2021 1657	TML		18954

Parameter	CAS Number	Analytical Method	Result	Q	LOQ	DL	Units	Run
tert-Amyl alcohol (TAA)	75-85-4	8260D	8600	H	2000	800	ug/L	1
tert-Amyl methyl ether (TAME)	994-05-8	8260D	ND	H	1000	42	ug/L	1
tert-Butyl formate (TBF)	762-75-4	8260D	ND	H	500	200	ug/L	1
Diisopropyl ether (IPE)	108-20-3	8260D	50	HJ	100	40	ug/L	1
3,3-Dimethyl-1-butanol	624-95-3	8260D	ND	H	2000	800	ug/L	1
Ethanol	64-17-5	8260D	ND	H	10000	5200	ug/L	1
Ethyl-tert-butyl ether (ETBE)	637-92-3	8260D	ND	H	100	40	ug/L	1
tert-butyl alcohol (TBA)	75-65-0	8260D	ND	H	2000	800	ug/L	1

Surrogate	Q	Run 1 % Recovery	Acceptance Limits
1,2-Dichloroethane-d4	H	86	70-130
Toluene-d8	H	105	70-130
Bromofluorobenzene	H	98	70-130

LOQ = Limit of Quantitation
ND = Not detected at or above the DL
H = Out of holding time
B = Detected in the method blank
N = Recovery is out of criteria
W = Reported on wet weight basis
E = Quantitation of compound exceeded the calibration range
P = The RPD between two GC columns exceeds 40%
DL = Detection Limit
J = Estimated result < LOQ and ≥ DL
Q = Surrogate failure
L = LCS/LCSD failure
S = MS/MSD failure

EDB & DBCP by Microextraction

Client: Pace Analytical Services, LLC
Laboratory ID: WI25043-042
Description: DUP B
Matrix: Aqueous
Date Sampled: 09/16/2021 1350
Date Received: 09/23/2021

Run	Prep Method	Analytical Method	Dilution	Analysis Date	Analyst	Prep Date	Batch
1	8011	8011	50	10/05/2021 1646	CMF	10/02/2021 1250	17462

Parameter	CAS Number	Analytical Method	Result	Q	LOQ	DL	Units	Run
1,2-Dibromo-3-chloropropane (DBCP)	96-12-8	8011	ND	HQ	1.1	0.55	ug/L	1
1,2-Dibromoethane (EDB)	106-93-4	8011	ND	HQ	1.1	0.28	ug/L	1

Surrogate	Q	Run 1 % Recovery	Acceptance Limits
1,1,1,2-Tetrachloroethane	HN	0.00	57-137

LOQ = Limit of Quantitation
ND = Not detected at or above the DL
H = Out of holding time
B = Detected in the method blank
N = Recovery is out of criteria
W = Reported on wet weight basis
E = Quantitation of compound exceeded the calibration range
P = The RPD between two GC columns exceeds 40%
DL = Detection Limit
J = Estimated result < LOQ and ≥ DL
Q = Surrogate failure
L = LCS/LCSD failure
S = MS/MSD failure

Pace Analytical Services, LLC *(formerly Shealy Environmental Services, Inc.)*
106 Vantage Point Drive West Columbia, SC 29172 (803) 791-9700 Fax (803) 791-9111 www.pacelabs.com

Volatile Organic Compounds by GC/MS

Client: Pace Analytical Services, LLC
Laboratory ID: WI25043-043
Description: DUP C
Matrix: Aqueous
Date Sampled: 09/16/2021 1430
Date Received: 09/23/2021

Run	Prep Method	Analytical Method	Dilution	Analysis Date	Analyst	Prep Date	Batch
1	5030B	8260D	1	09/28/2021 2145	ECB		18561
2	5030B	8260D	5	09/30/2021 1114	ECB		18563

Parameter	CAS Number	Analytical Method	Result	Q	LOQ	DL	Units	Run
Benzene	71-43-2	8260D	320		5.0	2.0	ug/L	2
1,2-Dichloroethane	107-06-2	8260D	ND		1.0	0.40	ug/L	1
Ethylbenzene	100-41-4	8260D	43		1.0	0.40	ug/L	1
Methyl tertiary butyl ether (MTBE)	1634-04-4	8260D	2.2		1.0	0.40	ug/L	1
Naphthalene	91-20-3	8260D	1.8		1.0	0.40	ug/L	1
Toluene	108-88-3	8260D	94		1.0	0.40	ug/L	1
Xylenes (total)	1330-20-7	8260D	250		1.0	0.40	ug/L	1

Surrogate	Run 1 Q	Run 1 % Recovery	Run 1 Acceptance Limits	Run 2 Q	Run 2 % Recovery	Run 2 Acceptance Limits
1,2-Dichloroethane-d4		89	70-130		91	70-130
Toluene-d8		96	70-130		99	70-130
Bromofluorobenzene		99	70-130		106	70-130

LOQ = Limit of Quantitation
B = Detected in the method blank
E = Quantitation of compound exceeded the calibration range
DL = Detection Limit
Q = Surrogate failure
ND = Not detected at or above the DL
N = Recovery is out of criteria
P = The RPD between two GC columns exceeds 40%
J = Estimated result < LOQ and ≥ DL
L = LCS/LCSD failure
H = Out of holding time
W = Reported on wet weight basis
S = MS/MSD failure

Pace Analytical Services, LLC *(formerly Shealy Environmental Services, Inc.)*
106 Vantage Point Drive West Columbia, SC 29172 (803) 791-9700 Fax (803) 791-9111 www.pacelabs.com

Volatile Organic Compounds by GC/MS

Client: Pace Analytical Services, LLC
Laboratory ID: WI25043-043
Description: DUP C
Matrix: Aqueous
Date Sampled: 09/16/2021 1430
Date Received: 09/23/2021

Run	Prep Method	Analytical Method	Dilution	Analysis Date	Analyst	Prep Date	Batch
1	5030B	8260D	1	10/15/2021 1315	TML		18954

Parameter	CAS Number	Analytical Method	Result	Q	LOQ	DL	Units	Run
tert-Amyl alcohol (TAA)	75-85-4	8260D	340	H	20	8.0	ug/L	1
tert-Amyl methyl ether (TAME)	994-05-8	8260D	0.50	HJ	10	0.42	ug/L	1
tert-Butyl formate (TBF)	762-75-4	8260D	ND	H	5.0	2.0	ug/L	1
Diisopropyl ether (IPE)	108-20-3	8260D	5.6	H	1.0	0.40	ug/L	1
3,3-Dimethyl-1-butanol	624-95-3	8260D	ND	H	20	8.0	ug/L	1
Ethanol	64-17-5	8260D	ND	H	100	52	ug/L	1
Ethyl-tert-butyl ether (ETBE)	637-92-3	8260D	ND	H	1.0	0.40	ug/L	1
tert-butyl alcohol (TBA)	75-65-0	8260D	16	HJ	20	8.0	ug/L	1

Surrogate	Q	Run 1 % Recovery	Acceptance Limits
1,2-Dichloroethane-d4	H	86	70-130
Toluene-d8	H	107	70-130
Bromofluorobenzene	H	98	70-130

LOQ = Limit of Quantitation
ND = Not detected at or above the DL
H = Out of holding time
B = Detected in the method blank
N = Recovery is out of criteria
W = Reported on wet weight basis
E = Quantitation of compound exceeded the calibration range
P = The RPD between two GC columns exceeds 40%
DL = Detection Limit
J = Estimated result < LOQ and ≥ DL
Q = Surrogate failure
L = LCS/LCSD failure
S = MS/MSD failure

Pace Analytical Services, LLC *(formerly Shealy Environmental Services, Inc.)*
106 Vantage Point Drive West Columbia, SC 29172 (803) 791-9700 Fax (803) 791-9111 www.pacelabs.com

EDB & DBCP by Microextraction

Client: Pace Analytical Services, LLC
Laboratory ID: WI25043-043
Description: DUP C
Matrix: Aqueous
Date Sampled: 09/16/2021 1430
Date Received: 09/23/2021

Run	Prep Method	Analytical Method	Dilution	Analysis Date	Analyst	Prep Date	Batch
1	8011	8011	1	10/05/2021 1657	CMF	10/02/2021 1250	17462

Parameter	CAS Number	Analytical Method	Result	Q	LOQ	DL	Units	Run
1,2-Dibromo-3-chloropropane (DBCP)	96-12-8	8011	0.018	HJP	0.021	0.010	ug/L	1
1,2-Dibromoethane (EDB)	106-93-4	8011	ND	H	0.021	0.0052	ug/L	1

Surrogate	Q	Run 1 % Recovery	Acceptance Limits
1,1,1,2-Tetrachloroethane	H	76	57-137

LOQ = Limit of Quantitation	B = Detected in the method blank	E = Quantitation of compound exceeded the calibration range	DL = Detection Limit	Q = Surrogate failure
ND = Not detected at or above the DL	N = Recovery is out of criteria	P = The RPD between two GC columns exceeds 40%	J = Estimated result < LOQ and ≥ DL	L = LCS/LCSD failure
H = Out of holding time	W = Reported on wet weight basis			S = MS/MSD failure

Pace Analytical Services, LLC *(formerly Shealy Environmental Services, Inc.)*
106 Vantage Point Drive West Columbia, SC 29172 (803) 791-9700 Fax (803) 791-9111 www.pacelabs.com

Volatile Organic Compounds by GC/MS

Client: Pace Analytical Services, LLC
Laboratory ID: WI25043-044
Description: FB1
Matrix: Aqueous
Date Sampled: 09/15/2021 1045
Date Received: 09/23/2021

Run	Prep Method	Analytical Method	Dilution	Analysis Date	Analyst	Prep Date	Batch
1	5030B	8260D	1	09/28/2021 1216	ECB		18558

Parameter	CAS Number	Analytical Method	Result	Q	LOQ	DL	Units	Run
Benzene	71-43-2	8260D	ND		1.0	0.40	ug/L	1
1,2-Dichloroethane	107-06-2	8260D	ND		1.0	0.40	ug/L	1
Ethylbenzene	100-41-4	8260D	ND		1.0	0.40	ug/L	1
Methyl tertiary butyl ether (MTBE)	1634-04-4	8260D	ND		1.0	0.40	ug/L	1
Naphthalene	91-20-3	8260D	ND		1.0	0.40	ug/L	1
Toluene	108-88-3	8260D	ND		1.0	0.40	ug/L	1
Xylenes (total)	1330-20-7	8260D	ND		1.0	0.40	ug/L	1

Surrogate	Q	Run 1 % Recovery	Acceptance Limits
1,2-Dichloroethane-d4		119	70-130
Toluene-d8		100	70-130
Bromofluorobenzene		83	70-130

LOQ = Limit of Quantitation
B = Detected in the method blank
E = Quantitation of compound exceeded the calibration range
DL = Detection Limit
Q = Surrogate failure
ND = Not detected at or above the DL
N = Recovery is out of criteria
P = The RPD between two GC columns exceeds 40%
J = Estimated result < LOQ and ≥ DL
L = LCS/LCSD failure
H = Out of holding time
W = Reported on wet weight basis
S = MS/MSD failure

Volatile Organic Compounds by GC/MS

Client: Pace Analytical Services, LLC
Laboratory ID: WI25043-044
Description: FB1
Matrix: Aqueous
Date Sampled: 09/15/2021 1045
Date Received: 09/23/2021

Run	Prep Method	Analytical Method	Dilution	Analysis Date	Analyst	Prep Date	Batch
1	5030B	8260D	1	10/14/2021 2212	BBW		18891

Parameter	CAS Number	Analytical Method	Result	Q	LOQ	DL	Units	Run
tert-Amyl alcohol (TAA)	75-85-4	8260D	ND	H	20	8.0	ug/L	1
tert-Amyl methyl ether (TAME)	994-05-8	8260D	ND	H	10	0.42	ug/L	1
tert-Butyl formate (TBF)	762-75-4	8260D	ND	H	5.0	2.0	ug/L	1
Diisopropyl ether (IPE)	108-20-3	8260D	ND	H	1.0	0.40	ug/L	1
3,3-Dimethyl-1-butanol	624-95-3	8260D	ND	H	20	8.0	ug/L	1
Ethanol	64-17-5	8260D	ND	H	100	52	ug/L	1
Ethyl-tert-butyl ether (ETBE)	637-92-3	8260D	ND	H	1.0	0.40	ug/L	1
tert-butyl alcohol (TBA)	75-65-0	8260D	ND	H	20	8.0	ug/L	1

Surrogate	Q	Run 1 % Recovery	Acceptance Limits
1,2-Dichloroethane-d4	H	98	70-130
Toluene-d8	H	93	70-130
Bromofluorobenzene	H	88	70-130

LOQ = Limit of Quantitation
ND = Not detected at or above the DL
H = Out of holding time
B = Detected in the method blank
N = Recovery is out of criteria
W = Reported on wet weight basis
E = Quantitation of compound exceeded the calibration range
P = The RPD between two GC columns exceeds 40%
DL = Detection Limit
J = Estimated result < LOQ and ≥ DL
Q = Surrogate failure
L = LCS/LCSD failure
S = MS/MSD failure

Pace Analytical Services, LLC *(formerly Shealy Environmental Services, Inc.)*
106 Vantage Point Drive West Columbia, SC 29172 (803) 791-9700 Fax (803) 791-9111 www.pacelabs.com

EDB & DBCP by Microextraction

Client: Pace Analytical Services, LLC
Laboratory ID: WI25043-044
Description: FB1
Matrix: Aqueous
Date Sampled: 09/15/2021 1045
Date Received: 09/23/2021

Run	Prep Method	Analytical Method	Dilution	Analysis Date	Analyst	Prep Date	Batch
1	8011	8011	1	10/05/2021 1707	CMF	10/02/2021 1250	17462

Parameter	CAS Number	Analytical Method	Result	Q	LOQ	DL	Units	Run
1,2-Dibromo-3-chloropropane (DBCP)	96-12-8	8011	ND	H	0.022	0.011	ug/L	1
1,2-Dibromoethane (EDB)	106-93-4	8011	ND	H	0.022	0.0054	ug/L	1

Surrogate	Q	Run 1 % Recovery	Acceptance Limits
1,1,1,2-Tetrachloroethane	H	90	57-137

LOQ = Limit of Quantitation
ND = Not detected at or above the DL
H = Out of holding time
B = Detected in the method blank
N = Recovery is out of criteria
W = Reported on wet weight basis
E = Quantitation of compound exceeded the calibration range
P = The RPD between two GC columns exceeds 40%
DL = Detection Limit
J = Estimated result < LOQ and ≥ DL
Q = Surrogate failure
L = LCS/LCSD failure
S = MS/MSD failure

Pace Analytical Services, LLC *(formerly Shealy Environmental Services, Inc.)*
106 Vantage Point Drive West Columbia, SC 29172 (803) 791-9700 Fax (803) 791-9111 www.pacelabs.com

Volatile Organic Compounds by GC/MS

Client: Pace Analytical Services, LLC
Laboratory ID: WI25043-045
Description: FB2
Matrix: Aqueous
Date Sampled: 09/16/2021 1100
Date Received: 09/23/2021

Run	Prep Method	Analytical Method	Dilution	Analysis Date	Analyst	Prep Date	Batch
1	5030B	8260D	1	09/28/2021 2208	ECB		18561
2	5030B	8260D	1	09/30/2021 0238	ECB		18564

Parameter	CAS Number	Analytical Method	Result	Q	LOQ	DL	Units	Run
Benzene	71-43-2	8260D	ND		1.0	0.40	ug/L	1
1,2-Dichloroethane	107-06-2	8260D	ND		1.0	0.40	ug/L	1
Ethylbenzene	100-41-4	8260D	ND		1.0	0.40	ug/L	1
Methyl tertiary butyl ether (MTBE)	1634-04-4	8260D	ND		1.0	0.40	ug/L	1
Naphthalene	91-20-3	8260D	ND		1.0	0.40	ug/L	1
Toluene	108-88-3	8260D	ND		1.0	0.40	ug/L	2
Xylenes (total)	1330-20-7	8260D	ND		1.0	0.40	ug/L	2

Surrogate	Q	Run 1 % Recovery	Acceptance Limits	Q	Run 2 % Recovery	Acceptance Limits
1,2-Dichloroethane-d4		90	70-130		123	70-130
Toluene-d8		96	70-130		100	70-130
Bromofluorobenzene		100	70-130		82	70-130

LOQ = Limit of Quantitation
B = Detected in the method blank
E = Quantitation of compound exceeded the calibration range
DL = Detection Limit
Q = Surrogate failure
ND = Not detected at or above the DL
N = Recovery is out of criteria
P = The RPD between two GC columns exceeds 40%
J = Estimated result < LOQ and ≥ DL
L = LCS/LCSD failure
H = Out of holding time
W = Reported on wet weight basis
S = MS/MSD failure

Pace Analytical Services, LLC *(formerly Shealy Environmental Services, Inc.)*
106 Vantage Point Drive West Columbia, SC 29172 (803) 791-9700 Fax (803) 791-9111 www.pacelabs.com

Volatile Organic Compounds by GC/MS

Client: Pace Analytical Services, LLC
Laboratory ID: WI25043-045
Description: FB2
Matrix: Aqueous
Date Sampled: 09/16/2021 1100
Date Received: 09/23/2021

Run	Prep Method	Analytical Method	Dilution	Analysis Date	Analyst	Prep Date	Batch
1	5030B	8260D	1	10/14/2021 2234	BBW		18891

Parameter	CAS Number	Analytical Method	Result	Q	LOQ	DL	Units	Run
tert-Amyl alcohol (TAA)	75-85-4	8260D	ND	H	20	8.0	ug/L	1
tert-Amyl methyl ether (TAME)	994-05-8	8260D	ND	H	10	0.42	ug/L	1
tert-Butyl formate (TBF)	762-75-4	8260D	ND	H	5.0	2.0	ug/L	1
Diisopropyl ether (IPE)	108-20-3	8260D	ND	H	1.0	0.40	ug/L	1
3,3-Dimethyl-1-butanol	624-95-3	8260D	ND	H	20	8.0	ug/L	1
Ethanol	64-17-5	8260D	ND	H	100	52	ug/L	1
Ethyl-tert-butyl ether (ETBE)	637-92-3	8260D	ND	H	1.0	0.40	ug/L	1
tert-butyl alcohol (TBA)	75-65-0	8260D	ND	H	20	8.0	ug/L	1

Surrogate	Q	Run 1 % Recovery	Acceptance Limits
1,2-Dichloroethane-d4	H	93	70-130
Toluene-d8	H	92	70-130
Bromofluorobenzene	H	89	70-130

LOQ = Limit of Quantitation
ND = Not detected at or above the DL
H = Out of holding time
B = Detected in the method blank
N = Recovery is out of criteria
W = Reported on wet weight basis
E = Quantitation of compound exceeded the calibration range
P = The RPD between two GC columns exceeds 40%
DL = Detection Limit
J = Estimated result < LOQ and ≥ DL
Q = Surrogate failure
L = LCS/LCSD failure
S = MS/MSD failure

EDB & DBCP by Microextraction

Client: Pace Analytical Services, LLC
Laboratory ID: WI25043-045
Description: FB2
Matrix: Aqueous
Date Sampled: 09/16/2021 1100
Date Received: 09/23/2021

Run	Prep Method	Analytical Method	Dilution	Analysis Date	Analyst	Prep Date	Batch
1	8011	8011	1	10/05/2021 1717	CMF	10/02/2021 1250	17462

Parameter	CAS Number	Analytical Method	Result	Q	LOQ	DL	Units	Run
1,2-Dibromo-3-chloropropane (DBCP)	96-12-8	8011	ND	H	0.021	0.011	ug/L	1
1,2-Dibromoethane (EDB)	106-93-4	8011	ND	H	0.021	0.0053	ug/L	1

Surrogate	Q	Run 1 % Recovery	Acceptance Limits
1,1,1,2-Tetrachloroethane	H	97	57-137

LOQ = Limit of Quantitation
ND = Not detected at or above the DL
H = Out of holding time
B = Detected in the method blank
N = Recovery is out of criteria
W = Reported on wet weight basis
E = Quantitation of compound exceeded the calibration range
P = The RPD between two GC columns exceeds 40%
DL = Detection Limit
J = Estimated result < LOQ and ≥ DL
Q = Surrogate failure
L = LCS/LCSD failure
S = MS/MSD failure

Pace Analytical Services, LLC *(formerly Shealy Environmental Services, Inc.)*
106 Vantage Point Drive West Columbia, SC 29172 (803) 791-9700 Fax (803) 791-9111 www.pacelabs.com

Volatile Organic Compounds by GC/MS

Client: Pace Analytical Services, LLC
Laboratory ID: WI25043-046
Description: EB1
Matrix: Aqueous
Date Sampled: 09/15/2021 1145
Date Received: 09/23/2021

Run	Prep Method	Analytical Method	Dilution	Analysis Date	Analyst	Prep Date	Batch
1	5030B	8260D	1	09/28/2021 1242	ECB		18558

Parameter	CAS Number	Analytical Method	Result	Q	LOQ	DL	Units	Run
Benzene	71-43-2	8260D	ND		1.0	0.40	ug/L	1
1,2-Dichloroethane	107-06-2	8260D	ND		1.0	0.40	ug/L	1
Ethylbenzene	100-41-4	8260D	ND		1.0	0.40	ug/L	1
Methyl tertiary butyl ether (MTBE)	1634-04-4	8260D	ND		1.0	0.40	ug/L	1
Naphthalene	91-20-3	8260D	ND		1.0	0.40	ug/L	1
Toluene	108-88-3	8260D	ND		1.0	0.40	ug/L	1
Xylenes (total)	1330-20-7	8260D	ND		1.0	0.40	ug/L	1

Surrogate	Q	Run 1 % Recovery	Acceptance Limits
1,2-Dichloroethane-d4		118	70-130
Toluene-d8		100	70-130
Bromofluorobenzene		83	70-130

LOQ = Limit of Quantitation
B = Detected in the method blank
E = Quantitation of compound exceeded the calibration range
DL = Detection Limit
Q = Surrogate failure
ND = Not detected at or above the DL
N = Recovery is out of criteria
P = The RPD between two GC columns exceeds 40%
J = Estimated result < LOQ and ≥ DL
L = LCS/LCSD failure
H = Out of holding time
W = Reported on wet weight basis
S = MS/MSD failure

Volatile Organic Compounds by GC/MS

Client: Pace Analytical Services, LLC
Laboratory ID: WI25043-046
Description: EB1
Matrix: Aqueous
Date Sampled: 09/15/2021 1145
Date Received: 09/23/2021

Run	Prep Method	Analytical Method	Dilution	Analysis Date	Analyst	Prep Date	Batch
1	5030B	8260D	1	10/14/2021 2256	BBW		18891

Parameter	CAS Number	Analytical Method	Result	Q	LOQ	DL	Units	Run
tert-Amyl alcohol (TAA)	75-85-4	8260D	ND	H	20	8.0	ug/L	1
tert-Amyl methyl ether (TAME)	994-05-8	8260D	ND	H	10	0.42	ug/L	1
tert-Butyl formate (TBF)	762-75-4	8260D	ND	H	5.0	2.0	ug/L	1
Diisopropyl ether (IPE)	108-20-3	8260D	ND	H	1.0	0.40	ug/L	1
3,3-Dimethyl-1-butanol	624-95-3	8260D	ND	H	20	8.0	ug/L	1
Ethanol	64-17-5	8260D	ND	H	100	52	ug/L	1
Ethyl-tert-butyl ether (ETBE)	637-92-3	8260D	ND	H	1.0	0.40	ug/L	1
tert-butyl alcohol (TBA)	75-65-0	8260D	ND	H	20	8.0	ug/L	1

Surrogate	Q	Run 1 % Recovery	Acceptance Limits
1,2-Dichloroethane-d4	H	97	70-130
Toluene-d8	H	92	70-130
Bromofluorobenzene	H	91	70-130

LOQ = Limit of Quantitation
ND = Not detected at or above the DL
H = Out of holding time
B = Detected in the method blank
N = Recovery is out of criteria
W = Reported on wet weight basis
E = Quantitation of compound exceeded the calibration range
P = The RPD between two GC columns exceeds 40%
DL = Detection Limit
J = Estimated result < LOQ and ≥ DL
Q = Surrogate failure
L = LCS/LCSD failure
S = MS/MSD failure

Pace Analytical Services, LLC *(formerly Shealy Environmental Services, Inc.)*
106 Vantage Point Drive West Columbia, SC 29172 (803) 791-9700 Fax (803) 791-9111 www.pacelabs.com

EDB & DBCP by Microextraction

Client: Pace Analytical Services, LLC
Laboratory ID: WI25043-046
Description: EB1
Matrix: Aqueous
Date Sampled: 09/15/2021 1145
Date Received: 09/23/2021

Run	Prep Method	Analytical Method	Dilution	Analysis Date	Analyst	Prep Date	Batch
1	8011	8011	1	10/05/2021 1728	CMF	10/02/2021 1250	17462

Parameter	CAS Number	Analytical Method	Result	Q	LOQ	DL	Units	Run
1,2-Dibromo-3-chloropropane (DBCP)	96-12-8	8011	ND	H	0.022	0.011	ug/L	1
1,2-Dibromoethane (EDB)	106-93-4	8011	ND	H	0.022	0.0054	ug/L	1

Surrogate	Q	Run 1 % Recovery	Acceptance Limits
1,1,1,2-Tetrachloroethane	H	59	57-137

LOQ = Limit of Quantitation
ND = Not detected at or above the DL
H = Out of holding time
B = Detected in the method blank
N = Recovery is out of criteria
W = Reported on wet weight basis
E = Quantitation of compound exceeded the calibration range
P = The RPD between two GC columns exceeds 40%
DL = Detection Limit
J = Estimated result < LOQ and ≥ DL
Q = Surrogate failure
L = LCS/LCSD failure
S = MS/MSD failure

Pace Analytical Services, LLC *(formerly Shealy Environmental Services, Inc.)*
106 Vantage Point Drive West Columbia, SC 29172 (803) 791-9700 Fax (803) 791-9111 www.pacelabs.com

Volatile Organic Compounds by GC/MS

Client: Pace Analytical Services, LLC
Laboratory ID: WI25043-047
Description: EB2
Matrix: Aqueous
Date Sampled: 09/16/2021 1005
Date Received: 09/23/2021

Run	Prep Method	Analytical Method	Dilution	Analysis Date	Analyst	Prep Date	Batch
1	5030B	8260D	1	09/28/2021 2231	ECB		18561
2	5030B	8260D	1	09/30/2021 1004	ECB		18563

Parameter	CAS Number	Analytical Method	Result	Q	LOQ	DL	Units	Run
Benzene	71-43-2	8260D	ND		1.0	0.40	ug/L	1
1,2-Dichloroethane	107-06-2	8260D	ND		1.0	0.40	ug/L	1
Ethylbenzene	100-41-4	8260D	ND		1.0	0.40	ug/L	1
Methyl tertiary butyl ether (MTBE)	1634-04-4	8260D	ND		1.0	0.40	ug/L	1
Naphthalene	91-20-3	8260D	ND		1.0	0.40	ug/L	1
Toluene	108-88-3	8260D	ND		1.0	0.40	ug/L	2
Xylenes (total)	1330-20-7	8260D	ND		1.0	0.40	ug/L	1

Surrogate	Q	Run 1 % Recovery	Acceptance Limits	Q	Run 2 % Recovery	Acceptance Limits
1,2-Dichloroethane-d4		89	70-130		94	70-130
Toluene-d8		96	70-130		101	70-130
Bromofluorobenzene		97	70-130		98	70-130

LOQ = Limit of Quantitation
B = Detected in the method blank
E = Quantitation of compound exceeded the calibration range
DL = Detection Limit
Q = Surrogate failure
ND = Not detected at or above the DL
N = Recovery is out of criteria
P = The RPD between two GC columns exceeds 40%
J = Estimated result < LOQ and ≥ DL
L = LCS/LCSD failure
H = Out of holding time
W = Reported on wet weight basis
S = MS/MSD failure

Pace Analytical Services, LLC *(formerly Shealy Environmental Services, Inc.)*
106 Vantage Point Drive West Columbia, SC 29172 (803) 791-9700 Fax (803) 791-9111 www.pacelabs.com

Volatile Organic Compounds by GC/MS

Client: Pace Analytical Services, LLC
Laboratory ID: WI25043-047
Description: EB2
Matrix: Aqueous
Date Sampled: 09/16/2021 1005
Date Received: 09/23/2021

Run	Prep Method	Analytical Method	Dilution	Analysis Date	Analyst	Prep Date	Batch
1	5030B	8260D	1	10/15/2021 1021	TML		18954

Parameter	CAS Number	Analytical Method	Result	Q	LOQ	DL	Units	Run
tert-Amyl alcohol (TAA)	75-85-4	8260D	ND	H	20	8.0	ug/L	1
tert-Amyl methyl ether (TAME)	994-05-8	8260D	ND	H	10	0.42	ug/L	1
tert-Butyl formate (TBF)	762-75-4	8260D	ND	H	5.0	2.0	ug/L	1
Diisopropyl ether (IPE)	108-20-3	8260D	ND	H	1.0	0.40	ug/L	1
3,3-Dimethyl-1-butanol	624-95-3	8260D	ND	H	20	8.0	ug/L	1
Ethanol	64-17-5	8260D	ND	H	100	52	ug/L	1
Ethyl-tert-butyl ether (ETBE)	637-92-3	8260D	ND	H	1.0	0.40	ug/L	1
tert-butyl alcohol (TBA)	75-65-0	8260D	ND	H	20	8.0	ug/L	1

Surrogate	Q	Run 1 % Recovery	Acceptance Limits
1,2-Dichloroethane-d4	H	87	70-130
Toluene-d8	H	106	70-130
Bromofluorobenzene	H	99	70-130

LOQ = Limit of Quantitation
ND = Not detected at or above the DL
H = Out of holding time
B = Detected in the method blank
N = Recovery is out of criteria
W = Reported on wet weight basis
E = Quantitation of compound exceeded the calibration range
P = The RPD between two GC columns exceeds 40%
DL = Detection Limit
J = Estimated result < LOQ and ≥ DL
Q = Surrogate failure
L = LCS/LCSD failure
S = MS/MSD failure

EDB & DBCP by Microextraction

Client: Pace Analytical Services, LLC
Laboratory ID: WI25043-047
Description: EB2
Matrix: Aqueous
Date Sampled: 09/16/2021 1005
Date Received: 09/23/2021

Run	Prep Method	Analytical Method	Dilution	Analysis Date	Analyst	Prep Date	Batch
1	8011	8011	1	10/05/2021 1738	CMF	10/02/2021 1250	17462

Parameter	CAS Number	Analytical Method	Result	Q	LOQ	DL	Units	Run
1,2-Dibromo-3-chloropropane (DBCP)	96-12-8	8011	ND	H	0.021	0.011	ug/L	1
1,2-Dibromoethane (EDB)	106-93-4	8011	ND	H	0.021	0.0054	ug/L	1

Surrogate	Q	Run 1 % Recovery	Acceptance Limits
1,1,1,2-Tetrachloroethane	H	97	57-137

LOQ = Limit of Quantitation
ND = Not detected at or above the DL
H = Out of holding time
B = Detected in the method blank
N = Recovery is out of criteria
W = Reported on wet weight basis
E = Quantitation of compound exceeded the calibration range
P = The RPD between two GC columns exceeds 40%
DL = Detection Limit
J = Estimated result < LOQ and ≥ DL
Q = Surrogate failure
L = LCS/LCSD failure
S = MS/MSD failure

Pace Analytical Services, LLC *(formerly Shealy Environmental Services, Inc.)*
106 Vantage Point Drive West Columbia, SC 29172 (803) 791-9700 Fax (803) 791-9111 www.pacelabs.com

Volatile Organic Compounds by GC/MS

Client: Pace Analytical Services, LLC
Laboratory ID: WI25043-048
Description: TRIP BLANK 1
Matrix: Aqueous
Date Sampled: 09/16/2021
Date Received: 09/23/2021

Run	Prep Method	Analytical Method	Dilution	Analysis Date	Analyst	Prep Date	Batch
1	5030B	8260D	1	09/28/2021 2254	ECB		18561

Parameter	CAS Number	Analytical Method	Result	Q	LOQ	DL	Units	Run
Benzene	71-43-2	8260D	ND		1.0	0.40	ug/L	1
1,2-Dichloroethane	107-06-2	8260D	ND		1.0	0.40	ug/L	1
Ethylbenzene	100-41-4	8260D	ND		1.0	0.40	ug/L	1
Methyl tertiary butyl ether (MTBE)	1634-04-4	8260D	ND		1.0	0.40	ug/L	1
Naphthalene	91-20-3	8260D	ND		1.0	0.40	ug/L	1
Toluene	108-88-3	8260D	ND		1.0	0.40	ug/L	1
Xylenes (total)	1330-20-7	8260D	ND		1.0	0.40	ug/L	1

Surrogate	Q	Run 1 % Recovery	Acceptance Limits
1,2-Dichloroethane-d4		90	70-130
Toluene-d8		95	70-130
Bromofluorobenzene		100	70-130

LOQ = Limit of Quantitation
B = Detected in the method blank
E = Quantitation of compound exceeded the calibration range
DL = Detection Limit
Q = Surrogate failure
ND = Not detected at or above the DL
N = Recovery is out of criteria
P = The RPD between two GC columns exceeds 40%
J = Estimated result < LOQ and ≥ DL
L = LCS/LCSD failure
H = Out of holding time
W = Reported on wet weight basis
S = MS/MSD failure

Volatile Organic Compounds by GC/MS

Client: Pace Analytical Services, LLC
Laboratory ID: WI25043-048
Description: TRIP BLANK 1
Matrix: Aqueous
Date Sampled: 09/16/2021
Date Received: 09/23/2021

Run	Prep Method	Analytical Method	Dilution	Analysis Date	Analyst	Prep Date	Batch
1	5030B	8260D	1	10/15/2021 1045	TML		18954

Parameter	CAS Number	Analytical Method	Result	Q	LOQ	DL	Units	Run
tert-Amyl alcohol (TAA)	75-85-4	8260D	ND	H	20	8.0	ug/L	1
tert-Amyl methyl ether (TAME)	994-05-8	8260D	ND	H	10	0.42	ug/L	1
tert-Butyl formate (TBF)	762-75-4	8260D	ND	H	5.0	2.0	ug/L	1
Diisopropyl ether (IPE)	108-20-3	8260D	ND	H	1.0	0.40	ug/L	1
3,3-Dimethyl-1-butanol	624-95-3	8260D	ND	H	20	8.0	ug/L	1
Ethanol	64-17-5	8260D	ND	H	100	52	ug/L	1
Ethyl-tert-butyl ether (ETBE)	637-92-3	8260D	ND	H	1.0	0.40	ug/L	1
tert-butyl alcohol (TBA)	75-65-0	8260D	ND	H	20	8.0	ug/L	1

Surrogate	Q	Run 1 % Recovery	Acceptance Limits
1,2-Dichloroethane-d4	H	90	70-130
Toluene-d8	H	107	70-130
Bromofluorobenzene	H	101	70-130

LOQ = Limit of Quantitation
ND = Not detected at or above the DL
H = Out of holding time
B = Detected in the method blank
N = Recovery is out of criteria
W = Reported on wet weight basis
E = Quantitation of compound exceeded the calibration range
P = The RPD between two GC columns exceeds 40%
DL = Detection Limit
J = Estimated result < LOQ and ≥ DL
Q = Surrogate failure
L = LCS/LCSD failure
S = MS/MSD failure

Pace Analytical Services, LLC *(formerly Shealy Environmental Services, Inc.)*
106 Vantage Point Drive West Columbia, SC 29172 (803) 791-9700 Fax (803) 791-9111 www.pacelabs.com

Volatile Organic Compounds by GC/MS

Client: Pace Analytical Services, LLC
Laboratory ID: WI25043-049
Description: TRIP BLANK 2
Matrix: Aqueous
Date Sampled: 09/16/2021
Date Received: 09/23/2021

Run	Prep Method	Analytical Method	Dilution	Analysis Date	Analyst	Prep Date	Batch
1	5030B	8260D	1	09/30/2021 0329	ECB		18564

Parameter	CAS Number	Analytical Method	Result	Q	LOQ	DL	Units	Run
Benzene	71-43-2	8260D	ND		1.0	0.40	ug/L	1
1,2-Dichloroethane	107-06-2	8260D	ND		1.0	0.40	ug/L	1
Ethylbenzene	100-41-4	8260D	ND		1.0	0.40	ug/L	1
Methyl tertiary butyl ether (MTBE)	1634-04-4	8260D	ND		1.0	0.40	ug/L	1
Naphthalene	91-20-3	8260D	ND		1.0	0.40	ug/L	1
Toluene	108-88-3	8260D	ND		1.0	0.40	ug/L	1
Xylenes (total)	1330-20-7	8260D	ND		1.0	0.40	ug/L	1

Surrogate	Q	Run 1 % Recovery	Acceptance Limits
1,2-Dichloroethane-d4		123	70-130
Toluene-d8		96	70-130
Bromofluorobenzene		76	70-130

LOQ = Limit of Quantitation
B = Detected in the method blank
E = Quantitation of compound exceeded the calibration range
DL = Detection Limit
Q = Surrogate failure
ND = Not detected at or above the DL
N = Recovery is out of criteria
P = The RPD between two GC columns exceeds 40%
J = Estimated result < LOQ and ≥ DL
L = LCS/LCSD failure
H = Out of holding time
W = Reported on wet weight basis
S = MS/MSD failure

Pace Analytical Services, LLC *(formerly Shealy Environmental Services, Inc.)*
106 Vantage Point Drive West Columbia, SC 29172 (803) 791-9700 Fax (803) 791-9111 www.pacelabs.com

Volatile Organic Compounds by GC/MS

Client: Pace Analytical Services, LLC
Laboratory ID: WI25043-049
Description: TRIP BLANK 2
Matrix: Aqueous
Date Sampled: 09/16/2021
Date Received: 09/23/2021

Run	Prep Method	Analytical Method	Dilution	Analysis Date	Analyst	Prep Date	Batch
1	5030B	8260D	1	10/15/2021 1110	TML		18954

Parameter	CAS Number	Analytical Method	Result	Q	LOQ	DL	Units	Run
tert-Amyl alcohol (TAA)	75-85-4	8260D	ND	H	20	8.0	ug/L	1
tert-Amyl methyl ether (TAME)	994-05-8	8260D	ND	H	10	0.42	ug/L	1
tert-Butyl formate (TBF)	762-75-4	8260D	ND	H	5.0	2.0	ug/L	1
Diisopropyl ether (IPE)	108-20-3	8260D	ND	H	1.0	0.40	ug/L	1
3,3-Dimethyl-1-butanol	624-95-3	8260D	ND	H	20	8.0	ug/L	1
Ethanol	64-17-5	8260D	ND	H	100	52	ug/L	1
Ethyl-tert-butyl ether (ETBE)	637-92-3	8260D	ND	H	1.0	0.40	ug/L	1
tert-butyl alcohol (TBA)	75-65-0	8260D	ND	H	20	8.0	ug/L	1

Surrogate	Q	Run 1 % Recovery	Acceptance Limits
1,2-Dichloroethane-d4	H	86	70-130
Toluene-d8	H	105	70-130
Bromofluorobenzene	H	97	70-130

LOQ = Limit of Quantitation
ND = Not detected at or above the DL
H = Out of holding time
B = Detected in the method blank
N = Recovery is out of criteria
W = Reported on wet weight basis
E = Quantitation of compound exceeded the calibration range
P = The RPD between two GC columns exceeds 40%
DL = Detection Limit
J = Estimated result < LOQ and ≥ DL
Q = Surrogate failure
L = LCS/LCSD failure
S = MS/MSD failure

Pace Analytical Services, LLC *(formerly Shealy Environmental Services, Inc.)*
106 Vantage Point Drive West Columbia, SC 29172 (803) 791-9700 Fax (803) 791-9111 www.pacelabs.com

Volatile Organic Compounds by GC/MS

Client: Pace Analytical Services, LLC
Laboratory ID: WI25043-050
Description: TRIP BLANK 3
Matrix: Aqueous
Date Sampled: 09/16/2021
Date Received: 09/23/2021

Run	Prep Method	Analytical Method	Dilution	Analysis Date	Analyst	Prep Date	Batch
1	5030B	8260D	1	09/28/2021 2317	ECB		18561

Parameter	CAS Number	Analytical Method	Result	Q	LOQ	DL	Units	Run
Benzene	71-43-2	8260D	ND		1.0	0.40	ug/L	1
1,2-Dichloroethane	107-06-2	8260D	ND		1.0	0.40	ug/L	1
Ethylbenzene	100-41-4	8260D	ND		1.0	0.40	ug/L	1
Methyl tertiary butyl ether (MTBE)	1634-04-4	8260D	ND		1.0	0.40	ug/L	1
Naphthalene	91-20-3	8260D	ND		1.0	0.40	ug/L	1
Toluene	108-88-3	8260D	ND		1.0	0.40	ug/L	1
Xylenes (total)	1330-20-7	8260D	ND		1.0	0.40	ug/L	1

Surrogate	Q	Run 1 % Recovery	Acceptance Limits
1,2-Dichloroethane-d4		89	70-130
Toluene-d8		95	70-130
Bromofluorobenzene		97	70-130

LOQ = Limit of Quantitation
B = Detected in the method blank
E = Quantitation of compound exceeded the calibration range
DL = Detection Limit
Q = Surrogate failure
ND = Not detected at or above the DL
N = Recovery is out of criteria
P = The RPD between two GC columns exceeds 40%
J = Estimated result < LOQ and ≥ DL
L = LCS/LCSD failure
H = Out of holding time
W = Reported on wet weight basis
S = MS/MSD failure

Volatile Organic Compounds by GC/MS

Client: Pace Analytical Services, LLC
Laboratory ID: WI25043-050
Description: TRIP BLANK 3
Matrix: Aqueous
Date Sampled: 09/16/2021
Date Received: 09/23/2021

Run	Prep Method	Analytical Method	Dilution	Analysis Date	Analyst	Prep Date	Batch
1	5030B	8260D	1	10/15/2021 1135	TML		18954

Parameter	CAS Number	Analytical Method	Result	Q	LOQ	DL	Units	Run
tert-Amyl alcohol (TAA)	75-85-4	8260D	ND	H	20	8.0	ug/L	1
tert-Amyl methyl ether (TAME)	994-05-8	8260D	ND	H	10	0.42	ug/L	1
tert-Butyl formate (TBF)	762-75-4	8260D	ND	H	5.0	2.0	ug/L	1
Diisopropyl ether (IPE)	108-20-3	8260D	ND	H	1.0	0.40	ug/L	1
3,3-Dimethyl-1-butanol	624-95-3	8260D	ND	H	20	8.0	ug/L	1
Ethanol	64-17-5	8260D	ND	H	100	52	ug/L	1
Ethyl-tert-butyl ether (ETBE)	637-92-3	8260D	ND	H	1.0	0.40	ug/L	1
tert-butyl alcohol (TBA)	75-65-0	8260D	ND	H	20	8.0	ug/L	1

Surrogate	Q	Run 1 % Recovery	Acceptance Limits
1,2-Dichloroethane-d4	H	87	70-130
Toluene-d8	H	106	70-130
Bromofluorobenzene	H	99	70-130

LOQ = Limit of Quantitation
ND = Not detected at or above the DL
H = Out of holding time
B = Detected in the method blank
N = Recovery is out of criteria
W = Reported on wet weight basis
E = Quantitation of compound exceeded the calibration range
P = The RPD between two GC columns exceeds 40%
DL = Detection Limit
J = Estimated result < LOQ and ≥ DL
Q = Surrogate failure
L = LCS/LCSD failure
S = MS/MSD failure

Pace Analytical Services, LLC *(formerly Shealy Environmental Services, Inc.)*
106 Vantage Point Drive West Columbia, SC 29172 (803) 791-9700 Fax (803) 791-9111 www.pacelabs.com

QC Summary

Volatile Organic Compounds by GC/MS - MB

Sample ID: WQ18556-001
Batch: 18556
Analytical Method: 8260D

Matrix: Aqueous
Prep Method: 5030B

Parameter	Result	Q	Dil	LOQ	DL	Units	Analysis Date
Benzene	ND		1	1.0	0.40	ug/L	09/28/2021 0045
1,2-Dichloroethane	ND		1	1.0	0.40	ug/L	09/28/2021 0045
Ethylbenzene	ND		1	1.0	0.40	ug/L	09/28/2021 0045
Methyl tertiary butyl ether (MTBE)	ND		1	1.0	0.40	ug/L	09/28/2021 0045
Naphthalene	ND		1	1.0	0.40	ug/L	09/28/2021 0045
Toluene	ND		1	1.0	0.40	ug/L	09/28/2021 0045
Xylenes (total)	ND		1	1.0	0.40	ug/L	09/28/2021 0045

Surrogate	Q	% Rec	Acceptance Limit
1,2-Dichloroethane-d4		113	70-130
Toluene-d8		98	70-130
Bromofluorobenzene		80	70-130

LOQ = Limit of Quantitation
DL = Detection Limit

ND = Not detected at or above the DL
J = Estimated result < LOQ and ≥ DL
* = RSD is out of criteria

N = Recovery is out of criteria
P = The RPD between two GC columns exceeds 40%
+ = RPD is out of criteria

Note: Calculations are performed before rounding to avoid round-off errors in calculated results

Volatile Organic Compounds by GC/MS - LCS

Sample ID: WQ18556-002
Batch: 18556
Analytical Method: 8260D

Matrix: Aqueous
Prep Method: 5030B

Parameter	Spike Amount (ug/L)	Result (ug/L)	Q	Dil	% Rec	%Rec Limit	Analysis Date
Benzene	50	48		1	97	70-130	09/27/2021 2345
1,2-Dichloroethane	50	48		1	96	70-130	09/27/2021 2345
Ethylbenzene	50	51		1	101	70-130	09/27/2021 2345
Methyl tertiary butyl ether (MTBE)	50	48		1	96	70-130	09/27/2021 2345
Naphthalene	50	41		1	81	70-130	09/27/2021 2345
Toluene	50	52		1	103	70-130	09/27/2021 2345
Xylenes (total)	100	100		1	104	70-130	09/27/2021 2345

Surrogate	Q	% Rec	Acceptance Limit
1,2-Dichloroethane-d4		98	70-130
Toluene-d8		98	70-130
Bromofluorobenzene		98	70-130

LOQ = Limit of Quantitation
DL = Detection Limit
ND = Not detected at or above the DL
J = Estimated result < LOQ and ≥ DL
* = RSD is out of criteria
N = Recovery is out of criteria
P = The RPD between two GC columns exceeds 40%
+ = RPD is out of criteria

Note: Calculations are performed before rounding to avoid round-off errors in calculated results

Volatile Organic Compounds by GC/MS - MS

Sample ID: WI25043-020MS
Batch: 18556
Analytical Method: 8260D

Matrix: Aqueous
Prep Method: 5030B

Parameter	Sample Amount (ug/L)	Spike Amount (ug/L)	Result (ug/L)	Q	Dil	% Rec	%Rec Limit	Analysis Date
Benzene	5400	5000	11000		100	105	70-130	09/28/2021 0912
1,2-Dichloroethane	60	5000	5100		100	100	70-130	09/28/2021 0912
Ethylbenzene	200	5000	5900		100	115	70-130	09/28/2021 0912
Methyl tertiary butyl ether (MTBE)	390	5000	4800		100	89	70-130	09/28/2021 0912
Naphthalene	200	5000	4100		100	78	70-130	09/28/2021 0912
Toluene	55	5000	5700		100	113	70-130	09/28/2021 0912
Xylenes (total)	ND	10000	11000		100	112	70-130	09/28/2021 0912

Surrogate	Q	% Rec	Acceptance Limit
1,2-Dichloroethane-d4		104	70-130
Toluene-d8		109	70-130
Bromofluorobenzene		102	70-130

LOQ = Limit of Quantitation
DL = Detection Limit
ND = Not detected at or above the DL
J = Estimated result < LOQ and ≥ DL
* = RSD is out of criteria
N = Recovery is out of criteria
P = The RPD between two GC columns exceeds 40%
+ = RPD is out of criteria

Note: Calculations are performed before rounding to avoid round-off errors in calculated results

Volatile Organic Compounds by GC/MS - MSD

Sample ID: WI25043-020MD
Batch: 18556
Analytical Method: 8260D

Matrix: Aqueous
Prep Method: 5030B

Parameter	Sample Amount (ug/L)	Spike Amount (ug/L)	Result (ug/L)	Q	Dil	% Rec	% RPD	%Rec Limit	% RPD Limit	Analysis Date
Benzene	5400	5000	10000		100	100	2.5	70-130	20	09/28/2021 0938
1,2-Dichloroethane	60	5000	5000		100	98	2.3	70-130	20	09/28/2021 0938
Ethylbenzene	200	5000	5700		100	111	3.1	70-130	20	09/28/2021 0938
Methyl tertiary butyl ether (MTBE)	390	5000	4900		100	89	0.86	70-130	20	09/28/2021 0938
Naphthalene	200	5000	4000		100	77	2.3	70-130	20	09/28/2021 0938
Toluene	55	5000	5600		100	110	2.6	70-130	20	09/28/2021 0938
Xylenes (total)	ND	10000	11000		100	109	2.9	70-130	20	09/28/2021 0938

Surrogate	Q	% Rec	Acceptance Limit
1,2-Dichloroethane-d4		103	70-130
Toluene-d8		107	70-130
Bromofluorobenzene		103	70-130

LOQ = Limit of Quantitation
DL = Detection Limit
ND = Not detected at or above the DL
J = Estimated result < LOQ and ≥ DL
* = RSD is out of criteria
N = Recovery is out of criteria
P = The RPD between two GC columns exceeds 40%
+ = RPD is out of criteria

Note: Calculations are performed before rounding to avoid round-off errors in calculated results

Volatile Organic Compounds by GC/MS - MB

Sample ID: WQ18557-001
Batch: 18557
Analytical Method: 8260D

Matrix: Aqueous
Prep Method: 5030B

Parameter	Result	Q	Dil	LOQ	DL	Units	Analysis Date
Benzene	ND		1	1.0	0.40	ug/L	09/28/2021 0922
1,2-Dichloroethane	ND		1	1.0	0.40	ug/L	09/28/2021 0922
Ethylbenzene	ND		1	1.0	0.40	ug/L	09/28/2021 0922
Methyl tertiary butyl ether (MTBE)	ND		1	1.0	0.40	ug/L	09/28/2021 0922
Naphthalene	ND		1	1.0	0.40	ug/L	09/28/2021 0922
Toluene	ND		1	1.0	0.40	ug/L	09/28/2021 0922
Xylenes (total)	ND		1	1.0	0.40	ug/L	09/28/2021 0922

Surrogate	Q	% Rec	Acceptance Limit
1,2-Dichloroethane-d4		99	70-130
Toluene-d8		106	70-130
Bromofluorobenzene		102	70-130

LOQ = Limit of Quantitation
DL = Detection Limit

ND = Not detected at or above the DL
J = Estimated result < LOQ and ≥ DL
* = RSD is out of criteria

N = Recovery is out of criteria
P = The RPD between two GC columns exceeds 40%
+ = RPD is out of criteria

Note: Calculations are performed before rounding to avoid round-off errors in calculated results

Volatile Organic Compounds by GC/MS - LCS

Sample ID: WQ18557-002
Batch: 18557
Analytical Method: 8260D

Matrix: Aqueous
Prep Method: 5030B

Parameter	Spike Amount (ug/L)	Result (ug/L)	Q	Dil	% Rec	%Rec Limit	Analysis Date
Benzene	50	45		1	90	70-130	09/28/2021 0824
1,2-Dichloroethane	50	45		1	90	70-130	09/28/2021 0824
Ethylbenzene	50	49		1	97	70-130	09/28/2021 0824
Methyl tertiary butyl ether (MTBE)	50	49		1	99	70-130	09/28/2021 0824
Naphthalene	50	46		1	91	70-130	09/28/2021 0824
Toluene	50	47		1	95	70-130	09/28/2021 0824
Xylenes (total)	100	92		1	92	70-130	09/28/2021 0824

Surrogate	Q	% Rec	Acceptance Limit
1,2-Dichloroethane-d4		95	70-130
Toluene-d8		100	70-130
Bromofluorobenzene		103	70-130

LOQ = Limit of Quantitation
DL = Detection Limit
ND = Not detected at or above the DL
J = Estimated result < LOQ and ≥ DL
* = RSD is out of criteria
N = Recovery is out of criteria
P = The RPD between two GC columns exceeds 40%
+ = RPD is out of criteria

Note: Calculations are performed before rounding to avoid round-off errors in calculated results

Volatile Organic Compounds by GC/MS - MB

Sample ID: WQ18558-001
Batch: 18558
Analytical Method: 8260D

Matrix: Aqueous
Prep Method: 5030B

Parameter	Result	Q	Dil	LOQ	DL	Units	Analysis Date
Benzene	ND		1	1.0	0.40	ug/L	09/28/2021 1117
1,2-Dichloroethane	ND		1	1.0	0.40	ug/L	09/28/2021 1117
Ethylbenzene	ND		1	1.0	0.40	ug/L	09/28/2021 1117
Methyl tertiary butyl ether (MTBE)	ND		1	1.0	0.40	ug/L	09/28/2021 1117
Naphthalene	ND		1	1.0	0.40	ug/L	09/28/2021 1117
Toluene	ND		1	1.0	0.40	ug/L	09/28/2021 1117
Xylenes (total)	ND		1	1.0	0.40	ug/L	09/28/2021 1117

Surrogate	Q	% Rec	Acceptance Limit
1,2-Dichloroethane-d4		117	70-130
Toluene-d8		101	70-130
Bromofluorobenzene		84	70-130

LOQ = Limit of Quantitation
DL = Detection Limit

ND = Not detected at or above the DL
J = Estimated result < LOQ and ≥ DL
* = RSD is out of criteria

N = Recovery is out of criteria
P = The RPD between two GC columns exceeds 40%
+ = RPD is out of criteria

Note: Calculations are performed before rounding to avoid round-off errors in calculated results

Volatile Organic Compounds by GC/MS - LCS

Sample ID: WQ18558-002
Batch: 18558
Analytical Method: 8260D

Matrix: Aqueous
Prep Method: 5030B

Parameter	Spike Amount (ug/L)	Result (ug/L)	Q	Dil	% Rec	%Rec Limit	Analysis Date
Benzene	50	53		1	107	70-130	09/28/2021 1018
1,2-Dichloroethane	50	52		1	105	70-130	09/28/2021 1018
Ethylbenzene	50	57		1	114	70-130	09/28/2021 1018
Methyl tertiary butyl ether (MTBE)	50	49		1	98	70-130	09/28/2021 1018
Naphthalene	50	44		1	88	70-130	09/28/2021 1018
Toluene	50	59		1	118	70-130	09/28/2021 1018
Xylenes (total)	100	120		1	116	70-130	09/28/2021 1018

Surrogate	Q	% Rec	Acceptance Limit
1,2-Dichloroethane-d4		105	70-130
Toluene-d8		109	70-130
Bromofluorobenzene		107	70-130

LOQ = Limit of Quantitation
DL = Detection Limit
ND = Not detected at or above the DL
J = Estimated result < LOQ and ≥ DL
* = RSD is out of criteria
N = Recovery is out of criteria
P = The RPD between two GC columns exceeds 40%
+ = RPD is out of criteria

Note: Calculations are performed before rounding to avoid round-off errors in calculated results

Volatile Organic Compounds by GC/MS - MS

Sample ID: WI25043-031MS
Batch: 18558
Analytical Method: 8260D

Matrix: Aqueous
Prep Method: 5030B

Parameter	Sample Amount (ug/L)	Spike Amount (ug/L)	Result (ug/L)	Q	Dil	% Rec	%Rec Limit	Analysis Date
Benzene	990	500	1500		10	100	70-130	09/28/2021 2049
1,2-Dichloroethane	ND	500	520		10	104	70-130	09/28/2021 2049
Ethylbenzene	45	500	660		10	122	70-130	09/28/2021 2049
Methyl tertiary butyl ether (MTBE)	130	500	610		10	95	70-130	09/28/2021 2049
Naphthalene	8.8	500	400		10	78	70-130	09/28/2021 2049
Toluene	470	500	1100		10	127	70-130	09/28/2021 2049
Xylenes (total)	320	1000	1600	N	10	132	70-130	09/28/2021 2049

Surrogate	Q	% Rec	Acceptance Limit
1,2-Dichloroethane-d4		108	70-130
Toluene-d8		116	70-130
Bromofluorobenzene		112	70-130

LOQ = Limit of Quantitation
DL = Detection Limit
ND = Not detected at or above the DL
J = Estimated result < LOQ and ≥ DL
* = RSD is out of criteria
N = Recovery is out of criteria
P = The RPD between two GC columns exceeds 40%
+ = RPD is out of criteria

Note: Calculations are performed before rounding to avoid round-off errors in calculated results

Volatile Organic Compounds by GC/MS - MSD

Sample ID: WI25043-031MD
Batch: 18558
Analytical Method: 8260D

Matrix: Aqueous
Prep Method: 5030B

Parameter	Sample Amount (ug/L)	Spike Amount (ug/L)	Result (ug/L)	Q	Dil	% Rec	% RPD	%Rec Limit	% RPD Limit	Analysis Date
Benzene	990	500	1500		10	103	0.95	70-130	20	09/28/2021 2115
1,2-Dichloroethane	ND	500	520		10	105	0.25	70-130	20	09/28/2021 2115
Ethylbenzene	45	500	660		10	122	0.048	70-130	20	09/28/2021 2115
Methyl tertiary butyl ether (MTBE)	130	500	630		10	100	3.7	70-130	20	09/28/2021 2115
Naphthalene	8.8	500	430		10	84	7.6	70-130	20	09/28/2021 2115
Toluene	470	500	1100		10	126	0.77	70-130	20	09/28/2021 2115
Xylenes (total)	320	1000	1600	N	10	133	0.45	70-130	20	09/28/2021 2115

Surrogate	Q	% Rec	Acceptance Limit
1,2-Dichloroethane-d4		106	70-130
Toluene-d8		112	70-130
Bromofluorobenzene		108	70-130

LOQ = Limit of Quantitation
DL = Detection Limit
ND = Not detected at or above the DL
J = Estimated result < LOQ and ≥ DL
* = RSD is out of criteria
N = Recovery is out of criteria
P = The RPD between two GC columns exceeds 40%
+ = RPD is out of criteria

Note: Calculations are performed before rounding to avoid round-off errors in calculated results

Volatile Organic Compounds by GC/MS - MB

Sample ID: WQ18561-001
Batch: 18561
Analytical Method: 8260D

Matrix: Aqueous
Prep Method: 5030B

Parameter	Result	Q	Dil	LOQ	DL	Units	Analysis Date
Benzene	ND		1	1.0	0.40	ug/L	09/28/2021 1735
1,2-Dichloroethane	ND		1	1.0	0.40	ug/L	09/28/2021 1735
Ethylbenzene	ND		1	1.0	0.40	ug/L	09/28/2021 1735
Methyl tertiary butyl ether (MTBE)	ND		1	1.0	0.40	ug/L	09/28/2021 1735
Naphthalene	ND		1	1.0	0.40	ug/L	09/28/2021 1735
Toluene	ND		1	1.0	0.40	ug/L	09/28/2021 1735
Xylenes (total)	ND		1	1.0	0.40	ug/L	09/28/2021 1735

Surrogate	Q	% Rec	Acceptance Limit
1,2-Dichloroethane-d4		90	70-130
Toluene-d8		98	70-130
Bromofluorobenzene		99	70-130

LOQ = Limit of Quantitation
DL = Detection Limit

ND = Not detected at or above the DL
J = Estimated result < LOQ and ≥ DL
* = RSD is out of criteria

N = Recovery is out of criteria
P = The RPD between two GC columns exceeds 40%
+ = RPD is out of criteria

Note: Calculations are performed before rounding to avoid round-off errors in calculated results

Volatile Organic Compounds by GC/MS - LCS

Sample ID: WQ18561-002
Batch: 18561
Analytical Method: 8260D

Matrix: Aqueous
Prep Method: 5030B

Parameter	Spike Amount (ug/L)	Result (ug/L)	Q	Dil	% Rec	%Rec Limit	Analysis Date
Benzene	50	45		1	89	70-130	09/28/2021 1636
1,2-Dichloroethane	50	45		1	89	70-130	09/28/2021 1636
Ethylbenzene	50	43		1	87	70-130	09/28/2021 1636
Methyl tertiary butyl ether (MTBE)	50	46		1	92	70-130	09/28/2021 1636
Naphthalene	50	48		1	97	70-130	09/28/2021 1636
Toluene	50	43		1	86	70-130	09/28/2021 1636
Xylenes (total)	100	90		1	90	70-130	09/28/2021 1636

Surrogate	Q	% Rec	Acceptance Limit
1,2-Dichloroethane-d4		85	70-130
Toluene-d8		87	70-130
Bromofluorobenzene		87	70-130

LOQ = Limit of Quantitation
DL = Detection Limit
ND = Not detected at or above the DL
J = Estimated result < LOQ and ≥ DL
* = RSD is out of criteria
N = Recovery is out of criteria
P = The RPD between two GC columns exceeds 40%
+ = RPD is out of criteria

Note: Calculations are performed before rounding to avoid round-off errors in calculated results

Volatile Organic Compounds by GC/MS - MS

Sample ID: WI25043-035MS
Batch: 18561
Analytical Method: 8260D

Matrix: Aqueous
Prep Method: 5030B

Parameter	Sample Amount (ug/L)	Spike Amount (ug/L)	Result (ug/L)	Q	Dil	% Rec	%Rec Limit	Analysis Date
Benzene	320	250	540		5	92	70-130	09/29/2021 0330
1,2-Dichloroethane	ND	250	230		5	93	70-130	09/29/2021 0330
Ethylbenzene	32	250	270		5	96	70-130	09/29/2021 0330
Methyl tertiary butyl ether (MTBE)	ND	250	220		5	88	70-130	09/29/2021 0330
Naphthalene	ND	250	240		5	97	70-130	09/29/2021 0330
Toluene	72	250	310		5	94	70-130	09/29/2021 0330
Xylenes (total)	200	500	690		5	98	70-130	09/29/2021 0330

Surrogate	Q	% Rec	Acceptance Limit
1,2-Dichloroethane-d4		92	70-130
Toluene-d8		98	70-130
Bromofluorobenzene		99	70-130

LOQ = Limit of Quantitation
DL = Detection Limit
ND = Not detected at or above the DL
J = Estimated result < LOQ and ≥ DL
* = RSD is out of criteria
N = Recovery is out of criteria
P = The RPD between two GC columns exceeds 40%
+ = RPD is out of criteria

Note: Calculations are performed before rounding to avoid round-off errors in calculated results

Volatile Organic Compounds by GC/MS - MSD

Sample ID: WI25043-035MD
Batch: 18561
Analytical Method: 8260D

Matrix: Aqueous
Prep Method: 5030B

Parameter	Sample Amount (ug/L)	Spike Amount (ug/L)	Result (ug/L)	Q	Dil	% Rec	% RPD	%Rec Limit	% RPD Limit	Analysis Date
Benzene	320	250	540		5	88	1.5	70-130	20	09/29/2021 0353
1,2-Dichloroethane	ND	250	230		5	92	1.6	70-130	20	09/29/2021 0353
Ethylbenzene	32	250	270		5	95	0.42	70-130	20	09/29/2021 0353
Methyl tertiary butyl ether (MTBE)	ND	250	210		5	85	2.9	70-130	20	09/29/2021 0353
Naphthalene	ND	250	240		5	98	1.1	70-130	20	09/29/2021 0353
Toluene	72	250	300		5	92	1.8	70-130	20	09/29/2021 0353
Xylenes (total)	200	500	680		5	97	0.62	70-130	20	09/29/2021 0353

Surrogate	Q	% Rec	Acceptance Limit
1,2-Dichloroethane-d4		89	70-130
Toluene-d8		97	70-130
Bromofluorobenzene		95	70-130

LOQ = Limit of Quantitation
DL = Detection Limit
ND = Not detected at or above the DL
J = Estimated result < LOQ and ≥ DL
* = RSD is out of criteria
N = Recovery is out of criteria
P = The RPD between two GC columns exceeds 40%
+ = RPD is out of criteria

Note: Calculations are performed before rounding to avoid round-off errors in calculated results

Volatile Organic Compounds by GC/MS - MB

Sample ID: WQ18563-001
Batch: 18563
Analytical Method: 8260D

Matrix: Aqueous
Prep Method: 5030B

Parameter	Result	Q	Dil	LOQ	DL	Units	Analysis Date
Benzene	ND		1	1.0	0.40	ug/L	09/30/2021 0903
1,2-Dichloroethane	ND		1	1.0	0.40	ug/L	09/30/2021 0903
Ethylbenzene	ND		1	1.0	0.40	ug/L	09/30/2021 0903
Methyl tertiary butyl ether (MTBE)	ND		1	1.0	0.40	ug/L	09/30/2021 0903
Naphthalene	ND		1	1.0	0.40	ug/L	09/30/2021 0903
Toluene	ND		1	1.0	0.40	ug/L	09/30/2021 0903
Xylenes (total)	ND		1	1.0	0.40	ug/L	09/30/2021 0903

Surrogate	Q	% Rec	Acceptance Limit
1,2-Dichloroethane-d4		94	70-130
Toluene-d8		102	70-130
Bromofluorobenzene		104	70-130

LOQ = Limit of Quantitation
DL = Detection Limit

ND = Not detected at or above the DL
J = Estimated result < LOQ and ≥ DL
* = RSD is out of criteria

N = Recovery is out of criteria
P = The RPD between two GC columns exceeds 40%
+ = RPD is out of criteria

Note: Calculations are performed before rounding to avoid round-off errors in calculated results

Volatile Organic Compounds by GC/MS - LCS

Sample ID: WQ18563-002
Batch: 18563
Analytical Method: 8260D

Matrix: Aqueous
Prep Method: 5030B

Parameter	Spike Amount (ug/L)	Result (ug/L)	Q	Dil	% Rec	%Rec Limit	Analysis Date
Benzene	50	46		1	91	70-130	09/30/2021 0804
1,2-Dichloroethane	50	45		1	91	70-130	09/30/2021 0804
Ethylbenzene	50	45		1	89	70-130	09/30/2021 0804
Methyl tertiary butyl ether (MTBE)	50	43		1	86	70-130	09/30/2021 0804
Naphthalene	50	51		1	102	70-130	09/30/2021 0804
Toluene	50	44		1	89	70-130	09/30/2021 0804
Xylenes (total)	100	93		1	93	70-130	09/30/2021 0804

Surrogate	Q	% Rec	Acceptance Limit
1,2-Dichloroethane-d4		92	70-130
Toluene-d8		96	70-130
Bromofluorobenzene		94	70-130

LOQ = Limit of Quantitation
DL = Detection Limit
ND = Not detected at or above the DL
J = Estimated result < LOQ and ≥ DL
* = RSD is out of criteria
N = Recovery is out of criteria
P = The RPD between two GC columns exceeds 40%
+ = RPD is out of criteria

Note: Calculations are performed before rounding to avoid round-off errors in calculated results

Volatile Organic Compounds by GC/MS - MB

Sample ID: WQ18564-001
Batch: 18564
Analytical Method: 8260D

Matrix: Aqueous
Prep Method: 5030B

Parameter	Result	Q	Dil	LOQ	DL	Units	Analysis Date
Benzene	ND		1	1.0	0.40	ug/L	09/29/2021 2222
1,2-Dichloroethane	ND		1	1.0	0.40	ug/L	09/29/2021 2222
Ethylbenzene	ND		1	1.0	0.40	ug/L	09/29/2021 2222
Methyl tertiary butyl ether (MTBE)	ND		1	1.0	0.40	ug/L	09/29/2021 2222
Naphthalene	ND		1	1.0	0.40	ug/L	09/29/2021 2222
Toluene	ND		1	1.0	0.40	ug/L	09/29/2021 2222
Xylenes (total)	ND		1	1.0	0.40	ug/L	09/29/2021 2222

Surrogate	Q	% Rec	Acceptance Limit
1,2-Dichloroethane-d4		118	70-130
Toluene-d8		101	70-130
Bromofluorobenzene		83	70-130

LOQ = Limit of Quantitation
DL = Detection Limit

ND = Not detected at or above the DL
J = Estimated result < LOQ and ≥ DL
* = RSD is out of criteria

N = Recovery is out of criteria
P = The RPD between two GC columns exceeds 40%
+ = RPD is out of criteria

Note: Calculations are performed before rounding to avoid round-off errors in calculated results

Volatile Organic Compounds by GC/MS - LCS

Sample ID: WQ18564-002
Batch: 18564
Analytical Method: 8260D

Matrix: Aqueous
Prep Method: 5030B

Parameter	Spike Amount (ug/L)	Result (ug/L)	Q	Dil	% Rec	%Rec Limit	Analysis Date
Benzene	50	51		1	102	70-130	09/29/2021 2132
1,2-Dichloroethane	50	50		1	101	70-130	09/29/2021 2132
Ethylbenzene	50	53		1	106	70-130	09/29/2021 2132
Methyl tertiary butyl ether (MTBE)	50	48		1	96	70-130	09/29/2021 2132
Naphthalene	50	39		1	79	70-130	09/29/2021 2132
Toluene	50	55		1	109	70-130	09/29/2021 2132
Xylenes (total)	100	110		1	107	70-130	09/29/2021 2132

Surrogate	Q	% Rec	Acceptance Limit
1,2-Dichloroethane-d4		102	70-130
Toluene-d8		102	70-130
Bromofluorobenzene		103	70-130

LOQ = Limit of Quantitation
DL = Detection Limit
ND = Not detected at or above the DL
J = Estimated result < LOQ and ≥ DL
* = RSD is out of criteria
N = Recovery is out of criteria
P = The RPD between two GC columns exceeds 40%
+ = RPD is out of criteria

Note: Calculations are performed before rounding to avoid round-off errors in calculated results

Volatile Organic Compounds by GC/MS - MB

Sample ID: WQ18716-001
Batch: 18716
Analytical Method: 8260D

Matrix: Aqueous
Prep Method: 5030B

Parameter	Result	Q	Dil	LOQ	DL	Units	Analysis Date
tert-Amyl alcohol (TAA)	ND		1	20	8.0	ug/L	10/14/2021 0127
tert-Amyl methyl ether (TAME)	ND		1	10	0.42	ug/L	10/14/2021 0127
tert-Butyl formate (TBF)	ND		1	5.0	2.0	ug/L	10/14/2021 0127
Diisopropyl ether (IPE)	ND		1	1.0	0.40	ug/L	10/14/2021 0127
3,3-Dimethyl-1-butanol	ND		1	20	8.0	ug/L	10/14/2021 0127
Ethanol	ND		1	100	52	ug/L	10/14/2021 0127
Ethyl-tert-butyl ether (ETBE)	ND		1	1.0	0.40	ug/L	10/14/2021 0127
tert-butyl alcohol (TBA)	ND		1	20	8.0	ug/L	10/14/2021 0127

Surrogate	Q	% Rec	Acceptance Limit
1,2-Dichloroethane-d4		89	70-130
Toluene-d8		106	70-130
Bromofluorobenzene		99	70-130

LOQ = Limit of Quantitation
DL = Detection Limit
ND = Not detected at or above the DL
J = Estimated result < LOQ and ≥ DL
* = RSD is out of criteria
N = Recovery is out of criteria
P = The RPD between two GC columns exceeds 40%
+ = RPD is out of criteria

Note: Calculations are performed before rounding to avoid round-off errors in calculated results

Volatile Organic Compounds by GC/MS - LCS

Sample ID: WQ18716-002
Batch: 18716
Analytical Method: 8260D

Matrix: Aqueous
Prep Method: 5030B

Parameter	Spike Amount (ug/L)	Result (ug/L)	Q	Dil	% Rec	%Rec Limit	Analysis Date
tert-Amyl alcohol (TAA)	1000	1000		1	101	70-130	10/14/2021 0017
tert-Amyl methyl ether (TAME)	50	45		1	90	70-130	10/14/2021 0017
tert-Butyl formate (TBF)	250	220		1	89	70-130	10/14/2021 0017
Diisopropyl ether (IPE)	50	49		1	98	70-130	10/14/2021 0017
3,3-Dimethyl-1-butanol	1000	1000		1	104	70-130	10/14/2021 0017
Ethanol	5000	5000		1	100	70-130	10/14/2021 0017
Ethyl-tert-butyl ether (ETBE)	50	45		1	90	70-130	10/14/2021 0017
tert-butyl alcohol (TBA)	1000	960		1	96	70-130	10/14/2021 0017

Surrogate	Q	% Rec	Acceptance Limit
1,2-Dichloroethane-d4		83	70-130
Toluene-d8		99	70-130
Bromofluorobenzene		96	70-130

LOQ = Limit of Quantitation
DL = Detection Limit
ND = Not detected at or above the DL
J = Estimated result < LOQ and ≥ DL
* = RSD is out of criteria
N = Recovery is out of criteria
P = The RPD between two GC columns exceeds 40%
+ = RPD is out of criteria

Note: Calculations are performed before rounding to avoid round-off errors in calculated results

Volatile Organic Compounds by GC/MS - MB

Sample ID: WQ18800-001
Batch: 18800
Analytical Method: 8260D

Matrix: Aqueous
Prep Method: 5030B

Parameter	Result	Q	Dil	LOQ	DL	Units	Analysis Date
tert-Amyl alcohol (TAA)	ND		1	20	8.0	ug/L	10/14/2021 1330
tert-Amyl methyl ether (TAME)	ND		1	10	0.42	ug/L	10/14/2021 1330
tert-Butyl formate (TBF)	ND		1	5.0	2.0	ug/L	10/14/2021 1330
Diisopropyl ether (IPE)	ND		1	1.0	0.40	ug/L	10/14/2021 1330
3,3-Dimethyl-1-butanol	ND		1	20	8.0	ug/L	10/14/2021 1330
Ethanol	ND		1	100	52	ug/L	10/14/2021 1330
Ethyl-tert-butyl ether (ETBE)	ND		1	1.0	0.40	ug/L	10/14/2021 1330
tert-butyl alcohol (TBA)	ND		1	20	8.0	ug/L	10/14/2021 1330

Surrogate	Q	% Rec	Acceptance Limit
1,2-Dichloroethane-d4		88	70-130
Toluene-d8		105	70-130
Bromofluorobenzene		98	70-130

LOQ = Limit of Quantitation
DL = Detection Limit
ND = Not detected at or above the DL
J = Estimated result < LOQ and ≥ DL
* = RSD is out of criteria
N = Recovery is out of criteria
P = The RPD between two GC columns exceeds 40%
+ = RPD is out of criteria

Note: Calculations are performed before rounding to avoid round-off errors in calculated results

Volatile Organic Compounds by GC/MS - LCS

Sample ID: WQ18800-002
Batch: 18800
Analytical Method: 8260D

Matrix: Aqueous
Prep Method: 5030B

Parameter	Spike Amount (ug/L)	Result (ug/L)	Q	Dil	% Rec	%Rec Limit	Analysis Date
tert-Amyl alcohol (TAA)	1000	1000		1	103	70-130	10/14/2021 1201
tert-Amyl methyl ether (TAME)	50	45		1	89	70-130	10/14/2021 1201
tert-Butyl formate (TBF)	250	230		1	90	70-130	10/14/2021 1201
Diisopropyl ether (IPE)	50	54		1	109	70-130	10/14/2021 1201
3,3-Dimethyl-1-butanol	1000	1000		1	103	70-130	10/14/2021 1201
Ethanol	5000	5000		1	101	70-130	10/14/2021 1201
Ethyl-tert-butyl ether (ETBE)	50	47		1	93	70-130	10/14/2021 1201
tert-butyl alcohol (TBA)	1000	960		1	96	70-130	10/14/2021 1201

Surrogate	Q	% Rec	Acceptance Limit
1,2-Dichloroethane-d4		90	70-130
Toluene-d8		109	70-130
Bromofluorobenzene		101	70-130

LOQ = Limit of Quantitation
DL = Detection Limit
ND = Not detected at or above the DL
J = Estimated result < LOQ and ≥ DL
* = RSD is out of criteria
N = Recovery is out of criteria
P = The RPD between two GC columns exceeds 40%
+ = RPD is out of criteria

Note: Calculations are performed before rounding to avoid round-off errors in calculated results

Volatile Organic Compounds by GC/MS - LCSD

Sample ID: WQ18800-003
Batch: 18800
Analytical Method: 8260D

Matrix: Aqueous
Prep Method: 5030B

Parameter	Spike Amount (ug/L)	Result (ug/L)	Q	Dil	% Rec	% RPD	%Rec Limit	% RPD Limit	Analysis Date
tert-Amyl alcohol (TAA)	1000	1000		1	102	1.3	70-130	20	10/14/2021 1241
tert-Amyl methyl ether (TAME)	50	44		1	88	1.8	70-130	20	10/14/2021 1241
tert-Butyl formate (TBF)	250	220		1	89	1.1	70-130	20	10/14/2021 1241
Diisopropyl ether (IPE)	50	53		1	105	3.4	70-130	20	10/14/2021 1241
3,3-Dimethyl-1-butanol	1000	1000		1	101	2.6	70-130	20	10/14/2021 1241
Ethanol	5000	4700		1	95	5.9	70-130	20	10/14/2021 1241
Ethyl-tert-butyl ether (ETBE)	50	46		1	91	2.1	70-130	20	10/14/2021 1241
tert-butyl alcohol (TBA)	1000	950		1	95	1.0	70-130	20	10/14/2021 1241

Surrogate	Q	% Rec	Acceptance Limit
1,2-Dichloroethane-d4		86	70-130
Toluene-d8		107	70-130
Bromofluorobenzene		100	70-130

LOQ = Limit of Quantitation
DL = Detection Limit
ND = Not detected at or above the DL
J = Estimated result < LOQ and ≥ DL
* = RSD is out of criteria
N = Recovery is out of criteria
P = The RPD between two GC columns exceeds 40%
+ = RPD is out of criteria

Note: Calculations are performed before rounding to avoid round-off errors in calculated results

Volatile Organic Compounds by GC/MS - MB

Sample ID: WQ18891-001
Batch: 18891
Analytical Method: 8260D

Matrix: Aqueous
Prep Method: 5030B

Parameter	Result	Q	Dil	LOQ	DL	Units	Analysis Date
tert-Amyl alcohol (TAA)	ND		1	20	8.0	ug/L	10/14/2021 2106
tert-Amyl methyl ether (TAME)	ND		1	10	0.42	ug/L	10/14/2021 2106
tert-Butyl formate (TBF)	ND		1	5.0	2.0	ug/L	10/14/2021 2106
Diisopropyl ether (IPE)	ND		1	1.0	0.40	ug/L	10/14/2021 2106
3,3-Dimethyl-1-butanol	ND		1	20	8.0	ug/L	10/14/2021 2106
Ethanol	ND		1	100	52	ug/L	10/14/2021 2106
Ethyl-tert-butyl ether (ETBE)	ND		1	1.0	0.40	ug/L	10/14/2021 2106
tert-butyl alcohol (TBA)	ND		1	20	8.0	ug/L	10/14/2021 2106

Surrogate	Q	% Rec	Acceptance Limit
1,2-Dichloroethane-d4		98	70-130
Toluene-d8		93	70-130
Bromofluorobenzene		92	70-130

LOQ = Limit of Quantitation
DL = Detection Limit
ND = Not detected at or above the DL
J = Estimated result < LOQ and ≥ DL
* = RSD is out of criteria
N = Recovery is out of criteria
P = The RPD between two GC columns exceeds 40%
+ = RPD is out of criteria

Note: Calculations are performed before rounding to avoid round-off errors in calculated results

Volatile Organic Compounds by GC/MS - LCS

Sample ID: WQ18891-002
Batch: 18891
Analytical Method: 8260D

Matrix: Aqueous
Prep Method: 5030B

Parameter	Spike Amount (ug/L)	Result (ug/L)	Q	Dil	% Rec	%Rec Limit	Analysis Date
tert-Amyl alcohol (TAA)	1000	910		1	91	70-130	10/14/2021 2007
tert-Amyl methyl ether (TAME)	50	46		1	92	70-130	10/14/2021 2007
tert-Butyl formate (TBF)	250	190		1	78	70-130	10/14/2021 2007
Diisopropyl ether (IPE)	50	47		1	94	70-130	10/14/2021 2007
3,3-Dimethyl-1-butanol	1000	910		1	91	70-130	10/14/2021 2007
Ethanol	5000	4800		1	96	70-130	10/14/2021 2007
Ethyl-tert-butyl ether (ETBE)	50	48		1	97	70-130	10/14/2021 2007
tert-butyl alcohol (TBA)	1000	920		1	92	70-130	10/14/2021 2007

Surrogate	Q	% Rec	Acceptance Limit
1,2-Dichloroethane-d4		106	70-130
Toluene-d8		96	70-130
Bromofluorobenzene		96	70-130

LOQ = Limit of Quantitation
DL = Detection Limit
ND = Not detected at or above the DL
J = Estimated result < LOQ and ≥ DL
* = RSD is out of criteria
N = Recovery is out of criteria
P = The RPD between two GC columns exceeds 40%
+ = RPD is out of criteria

Note: Calculations are performed before rounding to avoid round-off errors in calculated results

Volatile Organic Compounds by GC/MS - MS

Sample ID: WI25043-020MS
Batch: 18891
Analytical Method: 8260D

Matrix: Aqueous
Prep Method: 5030B

Parameter	Sample Amount (ug/L)	Spike Amount (ug/L)	Result (ug/L)	Q	Dil	% Rec	%Rec Limit	Analysis Date
tert-Amyl alcohol (TAA)	19000	100000	96000		100	77	70-130	10/15/2021 0530
tert-Amyl methyl ether (TAME)	ND	5000	4100		100	83	70-130	10/15/2021 0530
tert-Butyl formate (TBF)	ND	25000	16000	N	100	63	70-130	10/15/2021 0530
Diisopropyl ether (IPE)	610	5000	4600		100	81	70-130	10/15/2021 0530
3,3-Dimethyl-1-butanol	ND	100000	75000		100	75	70-130	10/15/2021 0530
Ethanol	ND	500000	360000		100	72	70-130	10/15/2021 0530
Ethyl-tert-butyl ether (ETBE)	ND	5000	4200		100	84	70-130	10/15/2021 0530
tert-butyl alcohol (TBA)	1100	100000	77000		100	76	70-130	10/15/2021 0530

Surrogate	Q	% Rec	Acceptance Limit
1,2-Dichloroethane-d4		91	70-130
Toluene-d8		82	70-130
Bromofluorobenzene		82	70-130

LOQ = Limit of Quantitation
DL = Detection Limit
ND = Not detected at or above the DL
J = Estimated result < LOQ and ≥ DL
* = RSD is out of criteria
N = Recovery is out of criteria
P = The RPD between two GC columns exceeds 40%
+ = RPD is out of criteria

Note: Calculations are performed before rounding to avoid round-off errors in calculated results

Volatile Organic Compounds by GC/MS - MSD

Sample ID: WI25043-020MD
Batch: 18891
Analytical Method: 8260D

Matrix: Aqueous
Prep Method: 5030B

Parameter	Sample Amount (ug/L)	Spike Amount (ug/L)	Result (ug/L)	Q	Dil	% Rec	% RPD	%Rec Limit	% RPD Limit	Analysis Date
tert-Amyl alcohol (TAA)	19000	100000	110000		100	88	11	70-130	20	10/15/2021 0552
tert-Amyl methyl ether (TAME)	ND	5000	4700		100	94	13	70-130	20	10/15/2021 0552
tert-Butyl formate (TBF)	ND	25000	18000		100	72	14	70-130	20	10/15/2021 0552
Diisopropyl ether (IPE)	610	5000	5500		100	97	16	70-130	20	10/15/2021 0552
3,3-Dimethyl-1-butanol	ND	100000	81000		100	81	7.9	70-130	20	10/15/2021 0552
Ethanol	ND	500000	370000		100	74	2.9	70-130	20	10/15/2021 0552
Ethyl-tert-butyl ether (ETBE)	ND	5000	4900		100	99	16	70-130	20	10/15/2021 0552
tert-butyl alcohol (TBA)	1100	100000	82000		100	81	6.5	70-130	20	10/15/2021 0552

Surrogate	Q	% Rec	Acceptance Limit
1,2-Dichloroethane-d4		104	70-130
Toluene-d8		99	70-130
Bromofluorobenzene		101	70-130

LOQ = Limit of Quantitation
DL = Detection Limit
ND = Not detected at or above the DL
J = Estimated result < LOQ and ≥ DL
* = RSD is out of criteria
N = Recovery is out of criteria
P = The RPD between two GC columns exceeds 40%
+ = RPD is out of criteria

Note: Calculations are performed before rounding to avoid round-off errors in calculated results

Volatile Organic Compounds by GC/MS - MB

Sample ID: WQ18954-001
Batch: 18954
Analytical Method: 8260D

Matrix: Aqueous
Prep Method: 5030B

Parameter	Result	Q	Dil	LOQ	DL	Units	Analysis Date
tert-Amyl alcohol (TAA)	ND		1	20	8.0	ug/L	10/15/2021 0931
tert-Amyl methyl ether (TAME)	ND		1	10	0.42	ug/L	10/15/2021 0931
tert-Butyl formate (TBF)	ND		1	5.0	2.0	ug/L	10/15/2021 0931
Diisopropyl ether (IPE)	ND		1	1.0	0.40	ug/L	10/15/2021 0931
3,3-Dimethyl-1-butanol	ND		1	20	8.0	ug/L	10/15/2021 0931
Ethanol	ND		1	100	52	ug/L	10/15/2021 0931
Ethyl-tert-butyl ether (ETBE)	ND		1	1.0	0.40	ug/L	10/15/2021 0931
tert-butyl alcohol (TBA)	ND		1	20	8.0	ug/L	10/15/2021 0931

Surrogate	Q	% Rec	Acceptance Limit
1,2-Dichloroethane-d4		87	70-130
Toluene-d8		106	70-130
Bromofluorobenzene		99	70-130

LOQ = Limit of Quantitation
DL = Detection Limit
ND = Not detected at or above the DL
J = Estimated result < LOQ and ≥ DL
* = RSD is out of criteria
N = Recovery is out of criteria
P = The RPD between two GC columns exceeds 40%
+ = RPD is out of criteria

Note: Calculations are performed before rounding to avoid round-off errors in calculated results

Volatile Organic Compounds by GC/MS - LCS

Sample ID: WQ18954-002
Batch: 18954
Analytical Method: 8260D

Matrix: Aqueous
Prep Method: 5030B

Parameter	Spike Amount (ug/L)	Result (ug/L)	Q	Dil	% Rec	%Rec Limit	Analysis Date
tert-Amyl alcohol (TAA)	1000	1000		1	104	70-130	10/15/2021 0831
tert-Amyl methyl ether (TAME)	50	46		1	93	70-130	10/15/2021 0831
tert-Butyl formate (TBF)	250	220		1	87	70-130	10/15/2021 0831
Diisopropyl ether (IPE)	50	55		1	110	70-130	10/15/2021 0831
3,3-Dimethyl-1-butanol	1000	1000		1	100	70-130	10/15/2021 0831
Ethanol	5000	5300		1	106	70-130	10/15/2021 0831
Ethyl-tert-butyl ether (ETBE)	50	47		1	94	70-130	10/15/2021 0831
tert-butyl alcohol (TBA)	1000	950		1	95	70-130	10/15/2021 0831

Surrogate	Q	% Rec	Acceptance Limit
1,2-Dichloroethane-d4		92	70-130
Toluene-d8		110	70-130
Bromofluorobenzene		104	70-130

LOQ = Limit of Quantitation
DL = Detection Limit
ND = Not detected at or above the DL
J = Estimated result < LOQ and ≥ DL
* = RSD is out of criteria
N = Recovery is out of criteria
P = The RPD between two GC columns exceeds 40%
+ = RPD is out of criteria

Note: Calculations are performed before rounding to avoid round-off errors in calculated results

Volatile Organic Compounds by GC/MS - MB

Sample ID: WQ19275-001
Batch: 19275
Analytical Method: 8260D

Matrix: Aqueous
Prep Method: 5030B

Parameter	Result	Q	Dil	LOQ	DL	Units	Analysis Date
tert-Amyl methyl ether (TAME)	ND		1	10	0.42	ug/L	10/18/2021 2239
tert-Butyl formate (TBF)	ND		1	5.0	2.0	ug/L	10/18/2021 2239
3,3-Dimethyl-1-butanol	ND		1	20	8.0	ug/L	10/18/2021 2239
Ethanol	ND		1	100	52	ug/L	10/18/2021 2239
Ethyl-tert-butyl ether (ETBE)	ND		1	1.0	0.40	ug/L	10/18/2021 2239
tert-butyl alcohol (TBA)	ND		1	20	8.0	ug/L	10/18/2021 2239

Surrogate	Q	% Rec	Acceptance Limit
1,2-Dichloroethane-d4		85	70-130
Toluene-d8		105	70-130
Bromofluorobenzene		97	70-130

LOQ = Limit of Quantitation
DL = Detection Limit

ND = Not detected at or above the DL
J = Estimated result < LOQ and ≥ DL
* = RSD is out of criteria

N = Recovery is out of criteria
P = The RPD between two GC columns exceeds 40%
+ = RPD is out of criteria

Note: Calculations are performed before rounding to avoid round-off errors in calculated results

Volatile Organic Compounds by GC/MS - LCS

Sample ID: WQ19275-002
Batch: 19275
Analytical Method: 8260D

Matrix: Aqueous
Prep Method: 5030B

Parameter	Spike Amount (ug/L)	Result (ug/L)	Q	Dil	% Rec	%Rec Limit	Analysis Date
tert-Amyl methyl ether (TAME)	50	45		1	89	70-130	10/18/2021 2135
tert-Butyl formate (TBF)	250	210		1	84	70-130	10/18/2021 2135
3,3-Dimethyl-1-butanol	1000	930		1	93	70-130	10/18/2021 2135
Ethanol	5000	4800		1	97	70-130	10/18/2021 2135
Ethyl-tert-butyl ether (ETBE)	50	46		1	92	70-130	10/18/2021 2135
tert-butyl alcohol (TBA)	1000	900		1	90	70-130	10/18/2021 2135

Surrogate	Q	% Rec	Acceptance Limit
1,2-Dichloroethane-d4		83	70-130
Toluene-d8		103	70-130
Bromofluorobenzene		97	70-130

LOQ = Limit of Quantitation
DL = Detection Limit
ND = Not detected at or above the DL
J = Estimated result < LOQ and ≥ DL
* = RSD is out of criteria
N = Recovery is out of criteria
P = The RPD between two GC columns exceeds 40%
+ = RPD is out of criteria

Note: Calculations are performed before rounding to avoid round-off errors in calculated results

EDB & DBCP by Microextraction - MB

Sample ID: WQ17201-001
Batch: 17201
Analytical Method: 8011

Matrix: Aqueous
Prep Method: 8011
Prep Date: 09/30/2021 1357

Parameter	Result	Q	Dil	LOQ	DL	Units	Analysis Date
1,2-Dibromo-3-chloropropane (DBCP)	ND		1	0.020	0.010	ug/L	09/30/2021 1752
1,2-Dibromoethane (EDB)	ND		1	0.020	0.0050	ug/L	09/30/2021 1752

Surrogate	Q	% Rec	Acceptance Limit
1,1,1,2-Tetrachloroethane		81	57-137

LOQ = Limit of Quantitation
DL = Detection Limit
ND = Not detected at or above the DL
J = Estimated result < LOQ and ≥ DL
* = RSD is out of criteria
N = Recovery is out of criteria
P = The RPD between two GC columns exceeds 40%
+ = RPD is out of criteria

Note: Calculations are performed before rounding to avoid round-off errors in calculated results

EDB & DBCP by Microextraction - LCS

Sample ID: WQ17201-002
Batch: 17201
Analytical Method: 8011

Matrix: Aqueous
Prep Method: 8011
Prep Date: 09/30/2021 1357

Parameter	Spike Amount (ug/L)	Result (ug/L)	Q	Dil	% Rec	%Rec Limit	Analysis Date
1,2-Dibromo-3-chloropropane (DBCP)	0.25	0.24		1	96	60-140	09/30/2021 1803
1,2-Dibromoethane (EDB)	0.25	0.22		1	90	60-140	09/30/2021 1803

Surrogate	Q	% Rec	Acceptance Limit
1,1,1,2-Tetrachloroethane		84	57-137

LOQ = Limit of Quantitation
DL = Detection Limit

ND = Not detected at or above the DL
J = Estimated result < LOQ and ≥ DL
* = RSD is out of criteria

N = Recovery is out of criteria
P = The RPD between two GC columns exceeds 40%
+ = RPD is out of criteria

Note: Calculations are performed before rounding to avoid round-off errors in calculated results

EDB & DBCP by Microextraction - MS

Sample ID: WI25043-001MS
Batch: 17201
Analytical Method: 8011

Matrix: Aqueous
Prep Method: 8011
Prep Date: 09/30/2021 1357

Parameter	Sample Amount (ug/L)	Spike Amount (ug/L)	Result (ug/L)	Q	Dil	% Rec	%Rec Limit	Analysis Date
1,2-Dibromo-3-chloropropane (DBCP)	ND	0.25	0.25		1	103	60-140	09/30/2021 1926
1,2-Dibromoethane (EDB)	ND	0.25	0.24		1	98	60-140	09/30/2021 1926

Surrogate	Q	% Rec	Acceptance Limit
1,1,1,2-Tetrachloroethane		82	57-137

LOQ = Limit of Quantitation
DL = Detection Limit

ND = Not detected at or above the DL
J = Estimated result < LOQ and ≥ DL
* = RSD is out of criteria

N = Recovery is out of criteria
P = The RPD between two GC columns exceeds 40%
+ = RPD is out of criteria

Note: Calculations are performed before rounding to avoid round-off errors in calculated results

EDB & DBCP by Microextraction - Duplicate

Sample ID: WI25043-002DU
Batch: 17201
Analytical Method: 8011

Matrix: Aqueous
Prep Method: 8011
Prep Date: 09/30/2021 1357

Parameter	Sample Amount (ug/L)	Result (ug/L)	Q	Dil	% RPD	%RPD Limit	Analysis Date
1,2-Dibromo-3-chloropropane (DBCP)	ND	ND		1	0.00	20	09/30/2021 1947
1,2-Dibromoethane (EDB)	ND	ND		1	0.00	20	09/30/2021 1947

Surrogate	Q	% Rec	Acceptance Limit
1,1,1,2-Tetrachloroethane		76	57-137

LOQ = Limit of Quantitation
DL = Detection Limit

ND = Not detected at or above the DL
J = Estimated result < LOQ and ≥ DL
* = RSD is out of criteria

N = Recovery is out of criteria
P = The RPD between two GC columns exceeds 40%
+ = RPD is out of criteria

Note: Calculations are performed before rounding to avoid round-off errors in calculated results

EDB & DBCP by Microextraction - MB

Sample ID: WQ17202-001
Batch: 17202
Analytical Method: 8011

Matrix: Aqueous
Prep Method: 8011
Prep Date: 09/30/2021 1407

Parameter	Result	Q	Dil	LOQ	DL	Units	Analysis Date
1,2-Dibromo-3-chloropropane (DBCP)	ND		1	0.020	0.010	ug/L	09/30/2021 2312
1,2-Dibromoethane (EDB)	ND		1	0.020	0.0050	ug/L	09/30/2021 2312

Surrogate	Q	% Rec	Acceptance Limit
1,1,1,2-Tetrachloroethane		85	57-137

LOQ = Limit of Quantitation
DL = Detection Limit
ND = Not detected at or above the DL
J = Estimated result < LOQ and ≥ DL
* = RSD is out of criteria
N = Recovery is out of criteria
P = The RPD between two GC columns exceeds 40%
+ = RPD is out of criteria

Note: Calculations are performed before rounding to avoid round-off errors in calculated results

EDB & DBCP by Microextraction - LCS

Sample ID: WQ17202-002
Batch: 17202
Analytical Method: 8011

Matrix: Aqueous
Prep Method: 8011
Prep Date: 09/30/2021 1407

Parameter	Spike Amount (ug/L)	Result (ug/L)	Q	Dil	% Rec	%Rec Limit	Analysis Date
1,2-Dibromo-3-chloropropane (DBCP)	0.25	0.23		1	91	60-140	09/30/2021 2322
1,2-Dibromoethane (EDB)	0.25	0.22		1	87	60-140	09/30/2021 2322

Surrogate	Q	% Rec	Acceptance Limit
1,1,1,2-Tetrachloroethane		82	57-137

LOQ = Limit of Quantitation
DL = Detection Limit
ND = Not detected at or above the DL
J = Estimated result < LOQ and ≥ DL
* = RSD is out of criteria
N = Recovery is out of criteria
P = The RPD between two GC columns exceeds 40%
+ = RPD is out of criteria

Note: Calculations are performed before rounding to avoid round-off errors in calculated results

EDB & DBCP by Microextraction - MS

Sample ID: WI25043-021MS
Batch: 17202
Analytical Method: 8011

Matrix: Aqueous
Prep Method: 8011
Prep Date: 09/30/2021 1407

Parameter	Sample Amount (ug/L)	Spike Amount (ug/L)	Result (ug/L)	Q	Dil	% Rec	%Rec Limit	Analysis Date
1,2-Dibromo-3-chloropropane (DBCP)	0.098	0.25	0.25	P	1	60	60-140	09/30/2021 2343
1,2-Dibromoethane (EDB)	ND	0.25	0.24		1	97	60-140	09/30/2021 2343

Surrogate	Q	% Rec	Acceptance Limit
1,1,1,2-Tetrachloroethane		70	57-137

LOQ = Limit of Quantitation
DL = Detection Limit

ND = Not detected at or above the DL
J = Estimated result < LOQ and ≥ DL
* = RSD is out of criteria

N = Recovery is out of criteria
P = The RPD between two GC columns exceeds 40%
+ = RPD is out of criteria

Note: Calculations are performed before rounding to avoid round-off errors in calculated results

EDB & DBCP by Microextraction - Duplicate

Sample ID: WI25043-022DU
Batch: 17202
Analytical Method: 8011

Matrix: Aqueous
Prep Method: 8011
Prep Date: 09/30/2021 1407

Parameter	Sample Amount (ug/L)	Result (ug/L)	Q	Dil	% RPD	%RPD Limit	Analysis Date
1,2-Dibromo-3-chloropropane (DBCP)	ND	ND		1	0.00	20	10/01/2021 0003
1,2-Dibromoethane (EDB)	ND	ND		1	0.00	20	10/01/2021 0003

Surrogate	Q	% Rec	Acceptance Limit
1,1,1,2-Tetrachloroethane		71	57-137

LOQ = Limit of Quantitation
DL = Detection Limit
ND = Not detected at or above the DL
J = Estimated result < LOQ and ≥ DL
* = RSD is out of criteria
N = Recovery is out of criteria
P = The RPD between two GC columns exceeds 40%
+ = RPD is out of criteria

Note: Calculations are performed before rounding to avoid round-off errors in calculated results

EDB & DBCP by Microextraction - MB

Sample ID: WQ17462-001
Batch: 17462
Analytical Method: 8011

Matrix: Aqueous
Prep Method: 8011
Prep Date: 10/02/2021 1250

Parameter	Result	Q	Dil	LOQ	DL	Units	Analysis Date
1,2-Dibromo-3-chloropropane (DBCP)	ND		1	0.020	0.010	ug/L	10/04/2021 2111
1,2-Dibromoethane (EDB)	ND		1	0.020	0.0050	ug/L	10/04/2021 2111

Surrogate	Q	% Rec	Acceptance Limit
1,1,1,2-Tetrachloroethane		83	57-137

LOQ = Limit of Quantitation
DL = Detection Limit

ND = Not detected at or above the DL
J = Estimated result < LOQ and ≥ DL
* = RSD is out of criteria

N = Recovery is out of criteria
P = The RPD between two GC columns exceeds 40%
+ = RPD is out of criteria

Note: Calculations are performed before rounding to avoid round-off errors in calculated results

EDB & DBCP by Microextraction - LCS

Sample ID: WQ17462-002
Batch: 17462
Analytical Method: 8011

Matrix: Aqueous
Prep Method: 8011
Prep Date: 10/02/2021 1250

Parameter	Spike Amount (ug/L)	Result (ug/L)	Q	Dil	% Rec	%Rec Limit	Analysis Date
1,2-Dibromo-3-chloropropane (DBCP)	0.25	0.19		1	74	60-140	10/04/2021 2121
1,2-Dibromoethane (EDB)	0.25	0.22		1	89	60-140	10/04/2021 2121

Surrogate	Q	% Rec	Acceptance Limit
1,1,1,2-Tetrachloroethane		77	57-137

LOQ = Limit of Quantitation
DL = Detection Limit
ND = Not detected at or above the DL
J = Estimated result < LOQ and ≥ DL
* = RSD is out of criteria
N = Recovery is out of criteria
P = The RPD between two GC columns exceeds 40%
+ = RPD is out of criteria

Note: Calculations are performed before rounding to avoid round-off errors in calculated results

Chain of Custody
and
Miscellaneous Documents

Internal Transfer Chain of Custody

Pace Analytical®
www.pacelabs.com

☐ Samples Pre-Logged into eCOC.

State Of Origin: SC
Cert. Needed: ☒ Yes ☐ No
Owner Received Date: 9/17/2021 Results Requested By: 9/29/2021

Workorder: 92562266 Workorder Name: WESTSIDE QUICK STOP J21-977-B

Report To:
Lindsey N Wooten
Pace Analytical Charlotte
9800 Kincey Ave. Suite 100
Huntersville, NC 28078
Phone (704)875-9092

Subcontract To:
Pace Analytical West Columbia
106 Vantage Point Drive
West Columbia, SC 29172
Phone (803)791-9700

WI25043

Item	Sample ID	Sample Type	Collect Date/Time	Lab ID	Matrix	Preserved Containers: HCL	Requested Analysis: BTEXNM+1,2 DCA+OXYS+Eth by 8260	Requested Analysis: EDB by 8011	LAB USE ONLY
1	MW17	PS	9/15/2021 08:55	92562266001	Water	1	X	X	
2	MW17I	PS	9/15/2021 08:20	92562266002	Water	1	X	X	
3	MW14	PS	9/15/2021 09:55	92562266003	Water	1	X	X	
4	MW14I	PS	9/15/2021 09:30	92562266004	Water	1	X	X	
5	MW06	PS	9/15/2021 10:30	92562266005	Water	1	X	X	
6	MW05	PS	9/15/2021 11:00	92562266006	Water	1	X	X	
7	MW15	PS	9/15/2021 13:05	92562266007	Water	1	X	X	
8	MW15I	PS	9/15/2021 12:35	92562266008	Water	1	X	X	
9	MW16	PS	9/15/2021 12:05	92562266009	Water	1	X	X	
10	MW16I	PS	9/15/2021 11:35	92562266010	Water	1	X	X	
11	MW07	PS	9/15/2021 15:15	92562266011	Water	1	X	X	
12	MW28	PS	9/15/2021 14:45	92562266012	Water	1	X	X	
13	MW08	PS	9/15/2021 14:10	92562266013	Water	1	X	X	
14	MW09	PS	9/15/2021 13:40	92562266014	Water	1	X	X	
15	MW11	PS	9/15/2021 15:50	92562266015	Water	1	X	X	
16	MW10	PS	9/15/2021 16:35	92562266016	Water	1	X	X	
17	MW27	PS	9/15/2021 17:05	92562266017	Water	1	X	X	
18	MW03	PS	9/15/2021 17:35	92562266018	Water	1	X	X	
19	MW23	PS	9/15/2021 18:40	92562266019	Water	1	X	X	

Wednesday, September 22, 2021 11:56:06 AM FMT-ALL-C-002rev.00 24March2009 Page 1 of 3

Internal Transfer Chain of Custody

Pace Analytical®
www.pacelabs.com

☐ Samples Pre-Logged into eCOC.

State Of Origin: SC
Cert. Needed: ☒ Yes ☐ No
Owner Received Date: 9/17/2021 Results Requested By: 9/29/2021

Workorder: 92562266 Workorder Name: WESTSIDE QUICK STOP J21-977-B

Report To
Lindsey N Wooten
Pace Analytical Charlotte
9800 Kincey Ave. Suite 100
Huntersville, NC 28078
Phone (704)875-9092

Subcontract To
Pace Analytical West Columbia
106 Vantage Point Drive
West Columbia, SC 29172
Phone (803)791-9700

WI25043

BNG

Requested Analysis

Item	Sample ID	Sample Type	Collect Date/Time	Lab ID	Matrix	Preserved Containers: HCL	BTEXNM+1,2 DCA+OXYS+Eth by 8260	EDB by 8011	LAB USE ONLY
20	MW23I	PS	9/15/2021 18:10	92562266020	Water	1	X	X	
21	MW19	PS	9/15/2021 19:50	92562266021	Water	1	X	X	
22	MW19I	PS	9/15/2021 19:15	92562266022	Water	1	X	X	
23	MW20	PS	9/15/2021 20:20	92562266023	Water	1	X	X	
24	MW22	PS	9/16/2021 20:20	92562266024	Water	1	X	X	
25	MW22I	PS	9/16/2021 08:25	92562266025	Water	1	X	X	
26	MW28	PS	9/16/2021 10:00	92562266026	Water	1	X	X	
27	MW26I	PS	9/16/2021 09:30	92562266027	Water	1	X	X	
28	MW204	PS	9/16/2021 11:10	92562266028	Water	1	X	X	
29	MW04I	PS	9/16/2021 10:40	92562266029	Water	1	X	X	
30	MWXR	PS	9/16/2021 11:45	92562266030	Water	1	X	X	
31	MW25	PS	9/16/2021 12:15	92562266031	Water	1	X	X	
32	MWX	PS	9/16/2021 12:40	92562266032	Water	1	X	X	
33	MW12	PS	9/16/2021 13:45	92562266033	Water	1	X	X	
34	MW12I	PS	9/16/2021 13:15	92562266034	Water	1	X	X	
35	MW02	PS	9/16/2021 14:25	92562266035	Water	1	X	X	
36	RW03	PS	9/16/2021 15:05	92562266036	Water	1	X	X	
37	RW02	PS	9/16/2021 16:15	92562266037	Water	1	X	X	
38	RW01	PS	9/16/2021 17:20	92562266038	Water	1	X	X	
39	MW21	PS	9/16/2021 15:40	92562266039	Water	1	X	X	

Wednesday, September 22, 2021 11:56:09 AM FMT-ALL-C-002rev.00 24March2009 Page 2 of 3

Internal Transfer Chain of Custody

Pace Analytical
www.pacelabs.com

☐ Samples Pre-Logged into eCOC.

State Of Origin: SC
Cert. Needed: ☒ Yes ☐ No
Owner Received Date: 9/17/2021
Results Requested By: 9/29/2021

Workorder: 92562266 **Workorder Name:** WESTSIDE QUICK STOP J21-977-B

WI25043

BMS

Report To

Lindsey N Wooten
Pace Analytical Charlotte
9800 Kincey Ave. Suite 100
Huntersville, NC 28078
Phone (704)875-9092

Subcontract To

Pace Analytical West Columbia
106 Vantage Point Drive
West Columbia, SC 29172
Phone (803)791-9700

Item	Sample ID	Sample Type	Collect Date/Time	Lab ID	Matrix	Preserved Containers: HCL						BTEXNM+1,2 DCA+OXYS+Eth by 8260	EDB by 8011	Requested Analysis														LAB USE ONLY
40	MW24	PS	9/16/2021 16:45	92562266040	Water	1						X	X													
41	DUP A	PS	9/15/2021 20:25	92562266041	Water	1						X	X													
42	DUP B	PS	9/16/2021 13:50	92562266042	Water	1						X	X													
43	DUP C	PS	9/16/2021 14:30	92562266043	Water	1						X	X													
44	FB1	PS	9/15/2021 10:45	92562266044	Water	1						X	X													
45	FB2	PS	9/16/2021 11:00	92562266045	Water	1						X	X													
46	EB1	PS	9/15/2021 11:45	92562266046	Water	1						X	X													
47	EB2	PS	9/16/2021 10:05	92562266047	Water	1						X	X													
48	TRIP BLANK 1	PS	9/16/2021 00:00	92562266048	Water	1						X														
49	TRIP BLANK 2	PS	9/16/2021 00:00	92562266049	Water	1						X														
50	TRIP BLANK 3	PS	9/15/2021 00:00	92562266050	Water	1						X														

Comments

Transfers	Released By	Date/Time	Received By	Date/Time
1	[illegible] 9-22-21	1300		
2				
3	FedEx	9/22/21 0930	[illegible]	9/22/21 0930

Cooler Temperature on Receipt 2.4 °C | Custody Seal Y or (N) | Received on Ice (Y) or N | Samples Intact (Y) or N

****In order to maintain client confidentiality, location/name of the sampling site, sampler's name and signature may not be provided on this COC document. This chain of custody is considered complete as is since this information is available in the owner laboratory.*

Pace Analytical Services, LLC (formerly Shealy Environmental Services, Inc.)
106 Vantage Point Drive West Columbia, SC 29172 (803) 791-9700 Fax (803) 791-9111 www.pacelabs.com

Pace Analytical

Samples Receipt Checklist (SRC) (ME0018C-15)
Issuing Authority: Pace ENV - WCOL

Revised:9/29/2020
Page 1 of 1

Sample Receipt Checklist (SRC)

Client: Pace Cooler Inspected by/date: JSH / 09/25/2021 Lot #: WI25043

Means of receipt: ☑ Pace ☐ Client ☐ UPS ☐ FedEx ☐ Other: _____

☐ Yes	☑ No		1. Were custody seals present on the cooler?
☐ Yes	☐ No	☑ NA	2. If custody seals were present, were they intact and unbroken?

pH Strip ID: NA Chlorine Strip ID: NA Tested by: NA

Original temperature upon receipt / Derived (Corrected) temperature upon receipt %Solid Snap-Cup ID: NA

2.4 / 2.4 °C NA / NA °C NA / NA °C NA / NA °C

Method: ☑ Temperature Blank ☐ Against Bottles IR Gun ID: 5 IR Gun Correction Factor: 0 °C

Method of coolant: ☑ Wet Ice ☐ Ice Packs ☐ Dry Ice ☐ None

☐ Yes	☐ No	☑ NA	3. If temperature of any cooler exceeded 6.0°C, was Project Manager Notified? PM was Notified by: phone / email / face-to-face (circle one).
☐ Yes	☐ No	☑ NA	4. Is the commercial courier's packing slip attached to this form?
☑ Yes	☐ No		5. Were proper custody procedures (relinquished/received) followed?
☑ Yes	☐ No		6. Were sample IDs listed on the COC?
☑ Yes	☐ No		7. Were sample IDs listed on all sample containers?
☑ Yes	☐ No		8. Was collection date & time listed on the COC?
☑ Yes	☐ No		9. Was collection date & time listed on all sample containers?
☑ Yes	☐ No		10. Did all container label information (ID, date, time) agree with the COC?
☑ Yes	☐ No		11. Were tests to be performed listed on the COC?
☑ Yes	☐ No		12. Did all samples arrive in the proper containers for each test and/or in good condition (unbroken, lids on, etc.)? _____
☑ Yes	☐ No		13. Was adequate sample volume available?
☐ Yes	☑ No		14. Were all samples received within ½ the holding time or 48 hours, whichever comes first?
☐ Yes	☑ No		15. Were any samples containers missing/excess (circle one) samples Not listed on COC?
☐ Yes	☑ No	☐ NA	16. For VOA and RSK-175 samples, were bubbles present >"pea-size" (¼"or 6mm in diameter) in any of the VOA vials?
☐ Yes	☐ No	☑ NA	17. Were all DRO/metals/nutrient samples received at a pH of < 2?
☐ Yes	☐ No	☑ NA	18. Were all cyanide samples received at a pH > 12 and sulfide samples received at a pH > 9?
☐ Yes	☐ No	☑ NA	19. Were all applicable NH_3/TKN/cyanide/phenol/625.1/608.3 (< 0.5mg/L) samples free of residual chlorine?
☐ Yes	☐ No	☑ NA	20. Were client remarks/requests (i.e. requested dilutions, MS/MSD designations, etc…) correctly transcribed from the COC into the comment section in LIMS?
☐ Yes	☑ No		21. Was the quote number listed on the container label? If yes, Quote # _____

Sample Preservation (Must be completed for any sample(s) incorrectly preserved or with headspace.)

Sample(s) NA _____ were received incorrectly preserved and were adjusted accordingly in sample receiving with NA mL of circle one: H_2SO_4, HNO_3, HCl, NaOH using SR # NA.
Time of preservation NA. If more than one preservative is needed, please note in the comments below.

Sample(s) NA _____ were received with bubbles >6 mm in diameter.

Samples(s) NA _____ were received with TRC > 0.5 mg/L (If #19 is ***no***) and were adjusted accordingly in sample receiving with sodium thiosulfate ($Na_2S_2O_3$) with Shealy ID: NA.

SR barcode labels applied by: JSH Date: 09/25/2021

Comments: _____

Pace Analytical Services, LLC
9800 Kincey Ave. Suite 100
Huntersville, NC 28078
(704)875-9092

October 20, 2021

Trever Slack
Petra-Tech Environmental, LLC
2435 E. North Street
Suite 1108-202
Greenville, SC 29615

RE: Project: 92562266 WESTSIDE RESAMPLE
Pace Project No.: 92566778

Dear Trever Slack:

Enclosed are the analytical results for sample(s) received by the laboratory on October 13, 2021. The results relate only to the samples included in this report. Results reported herein conform to the applicable TNI/NELAC Standards and the laboratory's Quality Manual, where applicable, unless otherwise noted in the body of the report.

The test results provided in this final report were generated by each of the following laboratories within the Pace Network:

- Pace Analytical Services - Charlotte

If you have any questions concerning this report, please feel free to contact me.

Sincerely,

Lindsey N Wooten
lindsey.wooten@pacelabs.com
(704)875-9092
Project Manager

Enclosures

Pace Analytical Services, LLC
9800 Kincey Ave. Suite 100
Huntersville, NC 28078
(704)875-9092

CERTIFICATIONS

Project: 92562266 WESTSIDE RESAMPLE
Pace Project No.: 92566778

Pace Analytical Services Charlotte
9800 Kincey Ave. Ste 100, Huntersville, NC 28078
Louisiana/NELAP Certification # LA170028
North Carolina Drinking Water Certification #: 37706
North Carolina Field Services Certification #: 5342
North Carolina Wastewater Certification #: 12
South Carolina Certification #: 99006001
Florida/NELAP Certification #: E87627
Kentucky UST Certification #: 84
Virginia/VELAP Certification #: 460221

REPORT OF LABORATORY ANALYSIS

This report shall not be reproduced, except in full,
without the written consent of Pace Analytical Services, LLC.

Pace Analytical Services, LLC
9800 Kincey Ave. Suite 100
Huntersville, NC 28078
(704)875-9092

SAMPLE SUMMARY

Project: 92562266 WESTSIDE RESAMPLE
Pace Project No.: 92566778

Lab ID	Sample ID	Matrix	Date Collected	Date Received
92566778001	MW-17	Water	10/11/21 07:10	10/13/21 11:36
92566778002	MW-17i	Water	10/11/21 07:35	10/13/21 11:36
92566778003	MW-14	Water	10/11/21 10:10	10/13/21 11:36
92566778004	MW-14i	Water	10/11/21 10:40	10/13/21 11:36
92566778005	MW-06	Water	10/11/21 07:45	10/13/21 11:36
92566778006	MW-05	Water	10/11/21 07:50	10/13/21 11:36
92566778007	MW-15	Water	10/11/21 08:30	10/13/21 11:36
92566778008	MW-15i	Water	10/11/21 09:10	10/13/21 11:36
92566778009	MW-16	Water	10/11/21 09:15	10/13/21 11:36
92566778010	MW-16i	Water	10/11/21 10:05	10/13/21 11:36
92566778011	MW-07	Water	10/11/21 11:05	10/13/21 11:36
92566778012	MW-28	Water	10/11/21 11:15	10/13/21 11:36
92566778013	MW-08	Water	10/11/21 11:45	10/13/21 11:36
92566778014	MW-09	Water	10/11/21 13:20	10/13/21 11:36
92566778015	MW-11	Water	10/11/21 13:25	10/13/21 11:36
92566778016	MW-10	Water	10/11/21 13:30	10/13/21 11:36
92566778017	MW-27	Water	10/11/21 14:30	10/13/21 11:36
92566778018	MW-03	Water	10/11/21 14:20	10/13/21 11:36
92566778019	MW-23	Water	10/11/21 11:35	10/13/21 11:36
92566778020	MW-19	Water	10/11/21 13:40	10/13/21 11:36
92566778021	MW-19i	Water	10/11/21 14:10	10/13/21 11:36
92566778022	MW-20	Water	10/11/21 11:50	10/13/21 11:36
92566778023	MW-24	Water	10/11/21 12:25	10/13/21 11:36
92566778024	DUP A	Water	10/11/21 11:55	10/13/21 11:36
92566778025	DUP B	Water	10/11/21 13:15	10/13/21 11:36
92566778026	DUP C	Water	10/11/21 12:55	10/13/21 11:36
92566778027	FIELD BLANK	Water	10/11/21 13:00	10/13/21 11:36
92566778028	MW-12	Water	10/11/21 13:10	10/13/21 11:36
92566778029	MW-02	Water	10/11/21 12:50	10/13/21 11:36

This report shall not be reproduced, except in full,
without the written consent of Pace Analytical Services, LLC.

Pace Analytical Services, LLC
9800 Kincey Ave. Suite 100
Huntersville, NC 28078
(704)875-9092

SAMPLE ANALYTE COUNT

Project: 92562266 WESTSIDE RESAMPLE
Pace Project No.: 92566778

Lab ID	Sample ID	Method	Analysts	Analytes Reported	Laboratory
92566778001	MW-17	EPA 8011	HH	2	PASI-C
92566778002	MW-17i	EPA 8011	HH	2	PASI-C
92566778003	MW-14	EPA 8011	HH	2	PASI-C
92566778004	MW-14i	EPA 8011	HH	2	PASI-C
92566778005	MW-06	EPA 8011	HH	2	PASI-C
92566778006	MW-05	EPA 8011	HH	2	PASI-C
92566778007	MW-15	EPA 8011	HH	2	PASI-C
92566778008	MW-15i	EPA 8011	HH	2	PASI-C
92566778009	MW-16	EPA 8011	HH	2	PASI-C
92566778010	MW-16i	EPA 8011	HH	2	PASI-C
92566778011	MW-07	EPA 8011	HH	2	PASI-C
92566778012	MW-28	EPA 8011	HH	2	PASI-C
92566778013	MW-08	EPA 8011	HH	2	PASI-C
92566778014	MW-09	EPA 8011	HH	2	PASI-C
92566778015	MW-11	EPA 8011	HH	2	PASI-C
92566778016	MW-10	EPA 8011	HH	2	PASI-C
92566778017	MW-27	EPA 8011	HH	2	PASI-C
92566778018	MW-03	EPA 8011	HH	2	PASI-C
92566778019	MW-23	EPA 8011	HH	2	PASI-C
92566778020	MW-19	EPA 8011	HH	2	PASI-C
92566778021	MW-19i	EPA 8011	HH	2	PASI-C
92566778022	MW-20	EPA 8011	HH	2	PASI-C
92566778023	MW-24	EPA 8011	HH	2	PASI-C
92566778024	DUP A	EPA 8011	HH	2	PASI-C
92566778025	DUP B	EPA 8011	HH	2	PASI-C
92566778026	DUP C	EPA 8011	HH	2	PASI-C
92566778027	FIELD BLANK	EPA 8011	HH	2	PASI-C
92566778028	MW-12	EPA 8011	HH	2	PASI-C
92566778029	MW-02	EPA 8011	HH	2	PASI-C

PASI-C = Pace Analytical Services - Charlotte

REPORT OF LABORATORY ANALYSIS

This report shall not be reproduced, except in full,
without the written consent of Pace Analytical Services, LLC.

Pace Analytical Services, LLC
9800 Kincey Ave. Suite 100
Huntersville, NC 28078
(704)875-9092

SUMMARY OF DETECTION

Project: 92562266 WESTSIDE RESAMPLE
Pace Project No.: 92566778

Lab Sample ID / Method	Client Sample ID / Parameters	Result	Units	Report Limit	Analyzed	Qualifiers
92566778023	**MW-24**					
EPA 8011	1,2-Dibromoethane (EDB)	2.0	ug/L	0.049	10/20/21 09:11	

REPORT OF LABORATORY ANALYSIS

This report shall not be reproduced, except in full,
without the written consent of Pace Analytical Services, LLC.

Pace Analytical Services, LLC
9800 Kincey Ave. Suite 100
Huntersville, NC 28078
(704)875-9092

ANALYTICAL RESULTS

Project: 92562266 WESTSIDE RESAMPLE
Pace Project No.: 92566778

Sample: MW-17 **Lab ID: 92566778001** Collected: 10/11/21 07:10 Received: 10/13/21 11:36 Matrix: Water

Parameters	Results	Units	Report Limit	MDL	DF	Prepared	Analyzed	CAS No.	Qual
8011 GCS EDB and DBCP	Analytical Method: EPA 8011 Preparation Method: EPA 8011 Pace Analytical Services - Charlotte								
1,2-Dibromoethane (EDB)	ND	ug/L	0.020	0.0082	1	10/18/21 12:45	10/18/21 14:40	106-93-4	
Surrogates									
1-Chloro-2-bromopropane (S)	132	%	60-140		1	10/18/21 12:45	10/18/21 14:40	301-79-56	

REPORT OF LABORATORY ANALYSIS

This report shall not be reproduced, except in full,
without the written consent of Pace Analytical Services, LLC.

Pace Analytical Services, LLC
9800 Kincey Ave. Suite 100
Huntersville, NC 28078
(704)875-9092

ANALYTICAL RESULTS

Project: 92562266 WESTSIDE RESAMPLE
Pace Project No.: 92566778

Sample: MW-17i **Lab ID: 92566778002** Collected: 10/11/21 07:35 Received: 10/13/21 11:36 Matrix: Water

Parameters	Results	Units	Report Limit	MDL	DF	Prepared	Analyzed	CAS No.	Qual
8011 GCS EDB and DBCP	Analytical Method: EPA 8011 Preparation Method: EPA 8011 Pace Analytical Services - Charlotte								
1,2-Dibromoethane (EDB)	ND	ug/L	0.019	0.0079	1	10/18/21 12:45	10/18/21 15:01	106-93-4	M1
Surrogates									
1-Chloro-2-bromopropane (S)	125	%	60-140		1	10/18/21 12:45	10/18/21 15:01	301-79-56	

REPORT OF LABORATORY ANALYSIS

This report shall not be reproduced, except in full,
without the written consent of Pace Analytical Services, LLC.

Pace Analytical Services, LLC
9800 Kincey Ave. Suite 100
Huntersville, NC 28078
(704)875-9092

ANALYTICAL RESULTS

Project: 92562266 WESTSIDE RESAMPLE
Pace Project No.: 92566778

Sample: MW-14 **Lab ID: 92566778003** Collected: 10/11/21 10:10 Received: 10/13/21 11:36 Matrix: Water

Parameters	Results	Units	Report Limit	MDL	DF	Prepared	Analyzed	CAS No.	Qual
8011 GCS EDB and DBCP	Analytical Method: EPA 8011 Preparation Method: EPA 8011 Pace Analytical Services - Charlotte								
1,2-Dibromoethane (EDB)	ND	ug/L	0.019	0.0077	1	10/18/21 12:45	10/18/21 15:33	106-93-4	
Surrogates									
1-Chloro-2-bromopropane (S)	123	%	60-140		1	10/18/21 12:45	10/18/21 15:33	301-79-56	

REPORT OF LABORATORY ANALYSIS

This report shall not be reproduced, except in full,
without the written consent of Pace Analytical Services, LLC.

Pace Analytical Services, LLC
9800 Kincey Ave. Suite 100
Huntersville, NC 28078
(704)875-9092

ANALYTICAL RESULTS

Project: 92562266 WESTSIDE RESAMPLE
Pace Project No.: 92566778

Sample: MW-14i **Lab ID: 92566778004** Collected: 10/11/21 10:40 Received: 10/13/21 11:36 Matrix: Water

Parameters	Results	Units	Report Limit	MDL	DF	Prepared	Analyzed	CAS No.	Qual
8011 GCS EDB and DBCP	Analytical Method: EPA 8011 Preparation Method: EPA 8011 Pace Analytical Services - Charlotte								
1,2-Dibromoethane (EDB)	ND	ug/L	0.020	0.0080	1	10/18/21 12:45	10/18/21 15:43	106-93-4	
Surrogates									
1-Chloro-2-bromopropane (S)	124	%	60-140		1	10/18/21 12:45	10/18/21 15:43	301-79-56	

REPORT OF LABORATORY ANALYSIS

This report shall not be reproduced, except in full,
without the written consent of Pace Analytical Services, LLC.

Pace Analytical Services, LLC
9800 Kincey Ave. Suite 100
Huntersville, NC 28078
(704)875-9092

ANALYTICAL RESULTS

Project: 92562266 WESTSIDE RESAMPLE
Pace Project No.: 92566778

Sample: MW-06 **Lab ID: 92566778005** Collected: 10/11/21 07:45 Received: 10/13/21 11:36 Matrix: Water

Parameters	Results	Units	Report Limit	MDL	DF	Prepared	Analyzed	CAS No.	Qual
8011 GCS EDB and DBCP	Analytical Method: EPA 8011 Preparation Method: EPA 8011 Pace Analytical Services - Charlotte								
1,2-Dibromoethane (EDB)	ND	ug/L	0.019	0.0079	1	10/18/21 12:45	10/18/21 15:54	106-93-4	
Surrogates									
1-Chloro-2-bromopropane (S)	130	%	60-140		1	10/18/21 12:45	10/18/21 15:54	301-79-56	

This report shall not be reproduced, except in full,
without the written consent of Pace Analytical Services, LLC.

Pace Analytical Services, LLC
9800 Kincey Ave. Suite 100
Huntersville, NC 28078
(704)875-9092

ANALYTICAL RESULTS

Project: 92562266 WESTSIDE RESAMPLE
Pace Project No.: 92566778

Sample: MW-05 **Lab ID: 92566778006** Collected: 10/11/21 07:50 Received: 10/13/21 11:36 Matrix: Water

Parameters	Results	Units	Report Limit	MDL	DF	Prepared	Analyzed	CAS No.	Qual
8011 GCS EDB and DBCP	Analytical Method: EPA 8011 Preparation Method: EPA 8011 Pace Analytical Services - Charlotte								
1,2-Dibromoethane (EDB)	ND	ug/L	0.020	0.0080	1	10/18/21 12:45	10/18/21 16:04	106-93-4	
Surrogates									
1-Chloro-2-bromopropane (S)	120	%	60-140		1	10/18/21 12:45	10/18/21 16:04	301-79-56	

REPORT OF LABORATORY ANALYSIS

This report shall not be reproduced, except in full,
without the written consent of Pace Analytical Services, LLC.

Pace Analytical Services, LLC
9800 Kincey Ave. Suite 100
Huntersville, NC 28078
(704)875-9092

ANALYTICAL RESULTS

Project: 92562266 WESTSIDE RESAMPLE
Pace Project No.: 92566778

Sample: MW-15 **Lab ID: 92566778007** Collected: 10/11/21 08:30 Received: 10/13/21 11:36 Matrix: Water

Parameters	Results	Units	Report Limit	MDL	DF	Prepared	Analyzed	CAS No.	Qual
8011 GCS EDB and DBCP	Analytical Method: EPA 8011 Preparation Method: EPA 8011 Pace Analytical Services - Charlotte								
1,2-Dibromoethane (EDB)	ND	ug/L	0.020	0.0080	1	10/18/21 12:45	10/18/21 16:15	106-93-4	
Surrogates									
1-Chloro-2-bromopropane (S)	127	%	60-140		1	10/18/21 12:45	10/18/21 16:15	301-79-56	

REPORT OF LABORATORY ANALYSIS

This report shall not be reproduced, except in full,
without the written consent of Pace Analytical Services, LLC.

Pace Analytical Services, LLC
9800 Kincey Ave. Suite 100
Huntersville, NC 28078
(704)875-9092

ANALYTICAL RESULTS

Project: 92562266 WESTSIDE RESAMPLE
Pace Project No.: 92566778

Sample: MW-15i **Lab ID: 92566778008** Collected: 10/11/21 09:10 Received: 10/13/21 11:36 Matrix: Water

Parameters	Results	Units	Report Limit	MDL	DF	Prepared	Analyzed	CAS No.	Qual
8011 GCS EDB and DBCP	Analytical Method: EPA 8011 Preparation Method: EPA 8011 Pace Analytical Services - Charlotte								
1,2-Dibromoethane (EDB)	ND	ug/L	0.020	0.0082	1	10/18/21 12:45	10/18/21 16:25	106-93-4	
Surrogates									
1-Chloro-2-bromopropane (S)	120	%	60-140		1	10/18/21 12:45	10/18/21 16:25	301-79-56	

REPORT OF LABORATORY ANALYSIS

This report shall not be reproduced, except in full,
without the written consent of Pace Analytical Services, LLC.

Pace Analytical Services, LLC
9800 Kincey Ave. Suite 100
Huntersville, NC 28078
(704)875-9092

ANALYTICAL RESULTS

Project: 92562266 WESTSIDE RESAMPLE
Pace Project No.: 92566778

Sample: MW-16 **Lab ID: 92566778009** Collected: 10/11/21 09:15 Received: 10/13/21 11:36 Matrix: Water

Parameters	Results	Units	Report Limit	MDL	DF	Prepared	Analyzed	CAS No.	Qual
8011 GCS EDB and DBCP	Analytical Method: EPA 8011 Preparation Method: EPA 8011 Pace Analytical Services - Charlotte								
1,2-Dibromoethane (EDB)	ND	ug/L	0.020	0.0081	1	10/18/21 12:45	10/18/21 16:36	106-93-4	
Surrogates									
1-Chloro-2-bromopropane (S)	130	%	60-140		1	10/18/21 12:45	10/18/21 16:36	301-79-56	

REPORT OF LABORATORY ANALYSIS

This report shall not be reproduced, except in full,
without the written consent of Pace Analytical Services, LLC.

Pace Analytical Services, LLC
9800 Kincey Ave. Suite 100
Huntersville, NC 28078
(704)875-9092

ANALYTICAL RESULTS

Project: 92562266 WESTSIDE RESAMPLE
Pace Project No.: 92566778

Sample: MW-16i **Lab ID: 92566778010** Collected: 10/11/21 10:05 Received: 10/13/21 11:36 Matrix: Water

Parameters	Results	Units	Report Limit	MDL	DF	Prepared	Analyzed	CAS No.	Qual
8011 GCS EDB and DBCP	Analytical Method: EPA 8011 Preparation Method: EPA 8011 Pace Analytical Services - Charlotte								
1,2-Dibromoethane (EDB)	ND	ug/L	0.020	0.0080	1	10/18/21 12:45	10/18/21 16:46	106-93-4	
Surrogates									
1-Chloro-2-bromopropane (S)	124	%	60-140		1	10/18/21 12:45	10/18/21 16:46	301-79-56	

REPORT OF LABORATORY ANALYSIS

This report shall not be reproduced, except in full,
without the written consent of Pace Analytical Services, LLC.

Pace Analytical Services, LLC
9800 Kincey Ave. Suite 100
Huntersville, NC 28078
(704)875-9092

ANALYTICAL RESULTS

Project: 92562266 WESTSIDE RESAMPLE
Pace Project No.: 92566778

Sample: MW-07 **Lab ID: 92566778011** Collected: 10/11/21 11:05 Received: 10/13/21 11:36 Matrix: Water

Parameters	Results	Units	Report Limit	MDL	DF	Prepared	Analyzed	CAS No.	Qual
8011 GCS EDB and DBCP	Analytical Method: EPA 8011 Preparation Method: EPA 8011 Pace Analytical Services - Charlotte								
1,2-Dibromoethane (EDB)	ND	ug/L	0.020	0.0082	1	10/18/21 12:45	10/18/21 16:57	106-93-4	
Surrogates									
1-Chloro-2-bromopropane (S)	132	%	60-140		1	10/18/21 12:45	10/18/21 16:57	301-79-56	

REPORT OF LABORATORY ANALYSIS

This report shall not be reproduced, except in full,
without the written consent of Pace Analytical Services, LLC.

Pace Analytical Services, LLC
9800 Kincey Ave. Suite 100
Huntersville, NC 28078
(704)875-9092

ANALYTICAL RESULTS

Project: 92562266 WESTSIDE RESAMPLE
Pace Project No.: 92566778

Sample: MW-28 **Lab ID: 92566778012** Collected: 10/11/21 11:15 Received: 10/13/21 11:36 Matrix: Water

Parameters	Results	Units	Report Limit	MDL	DF	Prepared	Analyzed	CAS No.	Qual
8011 GCS EDB and DBCP	Analytical Method: EPA 8011 Preparation Method: EPA 8011 Pace Analytical Services - Charlotte								
1,2-Dibromoethane (EDB)	ND	ug/L	0.020	0.0080	1	10/18/21 12:45	10/18/21 17:07	106-93-4	
Surrogates									
1-Chloro-2-bromopropane (S)	131	%	60-140		1	10/18/21 12:45	10/18/21 17:07	301-79-56	

REPORT OF LABORATORY ANALYSIS

This report shall not be reproduced, except in full,
without the written consent of Pace Analytical Services, LLC.

Pace Analytical Services, LLC
9800 Kincey Ave. Suite 100
Huntersville, NC 28078
(704)875-9092

ANALYTICAL RESULTS

Project: 92562266 WESTSIDE RESAMPLE
Pace Project No.: 92566778

Sample: MW-08 **Lab ID: 92566778013** Collected: 10/11/21 11:45 Received: 10/13/21 11:36 Matrix: Water

Parameters	Results	Units	Report Limit	MDL	DF	Prepared	Analyzed	CAS No.	Qual
8011 GCS EDB and DBCP	Analytical Method: EPA 8011 Preparation Method: EPA 8011 Pace Analytical Services - Charlotte								
1,2-Dibromoethane (EDB)	ND	ug/L	0.020	0.0080	1	10/18/21 12:45	10/18/21 17:18	106-93-4	
Surrogates									
1-Chloro-2-bromopropane (S)	139	%	60-140		1	10/18/21 12:45	10/18/21 17:18	301-79-56	

REPORT OF LABORATORY ANALYSIS

This report shall not be reproduced, except in full,
without the written consent of Pace Analytical Services, LLC.

Pace Analytical Services, LLC
9800 Kincey Ave. Suite 100
Huntersville, NC 28078
(704)875-9092

ANALYTICAL RESULTS

Project: 92562266 WESTSIDE RESAMPLE
Pace Project No.: 92566778

Sample: MW-09 **Lab ID: 92566778014** Collected: 10/11/21 13:20 Received: 10/13/21 11:36 Matrix: Water

Parameters	Results	Units	Report Limit	MDL	DF	Prepared	Analyzed	CAS No.	Qual
8011 GCS EDB and DBCP	Analytical Method: EPA 8011 Preparation Method: EPA 8011 Pace Analytical Services - Charlotte								
1,2-Dibromoethane (EDB)	ND	ug/L	0.020	0.0081	1	10/18/21 12:45	10/18/21 17:28	106-93-4	
Surrogates									
1-Chloro-2-bromopropane (S)	132	%	60-140		1	10/18/21 12:45	10/18/21 17:28	301-79-56	

REPORT OF LABORATORY ANALYSIS

This report shall not be reproduced, except in full,
without the written consent of Pace Analytical Services, LLC.

Pace Analytical Services, LLC
9800 Kincey Ave. Suite 100
Huntersville, NC 28078
(704)875-9092

ANALYTICAL RESULTS

Project: 92562266 WESTSIDE RESAMPLE
Pace Project No.: 92566778

Sample: MW-11 **Lab ID: 92566778015** Collected: 10/11/21 13:25 Received: 10/13/21 11:36 Matrix: Water

Parameters	Results	Units	Report Limit	MDL	DF	Prepared	Analyzed	CAS No.	Qual
8011 GCS EDB and DBCP	Analytical Method: EPA 8011 Preparation Method: EPA 8011 Pace Analytical Services - Charlotte								
1,2-Dibromoethane (EDB)	ND	ug/L	0.020	0.0079	1	10/18/21 12:45	10/18/21 17:39	106-93-4	
Surrogates									
1-Chloro-2-bromopropane (S)	125	%	60-140		1	10/18/21 12:45	10/18/21 17:39	301-79-56	

REPORT OF LABORATORY ANALYSIS

This report shall not be reproduced, except in full,
without the written consent of Pace Analytical Services, LLC.

Pace Analytical Services, LLC
9800 Kincey Ave. Suite 100
Huntersville, NC 28078
(704)875-9092

ANALYTICAL RESULTS

Project: 92562266 WESTSIDE RESAMPLE
Pace Project No.: 92566778

Sample: MW-10 **Lab ID: 92566778016** Collected: 10/11/21 13:30 Received: 10/13/21 11:36 Matrix: Water

Parameters	Results	Units	Report Limit	MDL	DF	Prepared	Analyzed	CAS No.	Qual
8011 GCS EDB and DBCP	Analytical Method: EPA 8011 Preparation Method: EPA 8011 Pace Analytical Services - Charlotte								
1,2-Dibromoethane (EDB)	ND	ug/L	0.020	0.0080	1	10/18/21 12:45	10/18/21 17:49	106-93-4	
Surrogates									
1-Chloro-2-bromopropane (S)	122	%	60-140		1	10/18/21 12:45	10/18/21 17:49	301-79-56	

REPORT OF LABORATORY ANALYSIS

This report shall not be reproduced, except in full,
without the written consent of Pace Analytical Services, LLC.

Pace Analytical Services, LLC
9800 Kincey Ave. Suite 100
Huntersville, NC 28078
(704)875-9092

ANALYTICAL RESULTS

Project: 92562266 WESTSIDE RESAMPLE
Pace Project No.: 92566778

Sample: MW-27 **Lab ID: 92566778017** Collected: 10/11/21 14:30 Received: 10/13/21 11:36 Matrix: Water

Parameters	Results	Units	Report Limit	MDL	DF	Prepared	Analyzed	CAS No.	Qual
8011 GCS EDB and DBCP	Analytical Method: EPA 8011 Preparation Method: EPA 8011 Pace Analytical Services - Charlotte								
1,2-Dibromoethane (EDB)	ND	ug/L	0.020	0.0080	1	10/18/21 12:45	10/18/21 18:42	106-93-4	
Surrogates									
1-Chloro-2-bromopropane (S)	204	%	60-140		1	10/18/21 12:45	10/18/21 18:42	301-79-56	S2

REPORT OF LABORATORY ANALYSIS

This report shall not be reproduced, except in full,
without the written consent of Pace Analytical Services, LLC.

Pace Analytical Services, LLC
9800 Kincey Ave. Suite 100
Huntersville, NC 28078
(704)875-9092

ANALYTICAL RESULTS

Project: 92562266 WESTSIDE RESAMPLE
Pace Project No.: 92566778

Sample: MW-03 **Lab ID: 92566778018** Collected: 10/11/21 14:20 Received: 10/13/21 11:36 Matrix: Water

Parameters	Results	Units	Report Limit	MDL	DF	Prepared	Analyzed	CAS No.	Qual
8011 GCS EDB and DBCP	Analytical Method: EPA 8011 Preparation Method: EPA 8011 Pace Analytical Services - Charlotte								
1,2-Dibromoethane (EDB)	ND	ug/L	0.020	0.0081	1	10/18/21 12:45	10/18/21 19:03	106-93-4	
Surrogates									
1-Chloro-2-bromopropane (S)	264	%	60-140		1	10/18/21 12:45	10/18/21 19:03	301-79-56	S2

REPORT OF LABORATORY ANALYSIS

This report shall not be reproduced, except in full,
without the written consent of Pace Analytical Services, LLC.

Pace Analytical Services, LLC
9800 Kincey Ave. Suite 100
Huntersville, NC 28078
(704)875-9092

ANALYTICAL RESULTS

Project: 92562266 WESTSIDE RESAMPLE
Pace Project No.: 92566778

Sample: MW-23 **Lab ID: 92566778019** Collected: 10/11/21 11:35 Received: 10/13/21 11:36 Matrix: Water

Parameters	Results	Units	Report Limit	MDL	DF	Prepared	Analyzed	CAS No.	Qual
8011 GCS EDB and DBCP	Analytical Method: EPA 8011 Preparation Method: EPA 8011 Pace Analytical Services - Charlotte								
1,2-Dibromoethane (EDB)	ND	ug/L	0.020	0.0081	1	10/18/21 12:45	10/18/21 19:35	106-93-4	
Surrogates									
1-Chloro-2-bromopropane (S)	93	%	60-140		1	10/18/21 12:45	10/18/21 19:35	301-79-56	

REPORT OF LABORATORY ANALYSIS

This report shall not be reproduced, except in full,
without the written consent of Pace Analytical Services, LLC.

Pace Analytical Services, LLC
9800 Kincey Ave. Suite 100
Huntersville, NC 28078
(704)875-9092

ANALYTICAL RESULTS

Project: 92562266 WESTSIDE RESAMPLE
Pace Project No.: 92566778

Sample: MW-19 **Lab ID: 92566778020** Collected: 10/11/21 13:40 Received: 10/13/21 11:36 Matrix: Water

Parameters	Results	Units	Report Limit	MDL	DF	Prepared	Analyzed	CAS No.	Qual
8011 GCS EDB and DBCP	Analytical Method: EPA 8011 Preparation Method: EPA 8011 Pace Analytical Services - Charlotte								
1,2-Dibromoethane (EDB)	ND	ug/L	0.020	0.0079	1	10/18/21 12:45	10/18/21 19:45	106-93-4	
Surrogates									
1-Chloro-2-bromopropane (S)	127	%	60-140		1	10/18/21 12:45	10/18/21 19:45	301-79-56	

REPORT OF LABORATORY ANALYSIS

This report shall not be reproduced, except in full,
without the written consent of Pace Analytical Services, LLC.

Pace Analytical Services, LLC
9800 Kincey Ave. Suite 100
Huntersville, NC 28078
(704)875-9092

ANALYTICAL RESULTS

Project: 92562266 WESTSIDE RESAMPLE
Pace Project No.: 92566778

Sample: MW-19i **Lab ID: 92566778021** Collected: 10/11/21 14:10 Received: 10/13/21 11:36 Matrix: Water

Parameters	Results	Units	Report Limit	MDL	DF	Prepared	Analyzed	CAS No.	Qual
8011 GCS EDB and DBCP	Analytical Method: EPA 8011 Preparation Method: EPA 8011 Pace Analytical Services - Charlotte								
1,2-Dibromoethane (EDB)	ND	ug/L	0.020	0.0080	1	10/18/21 12:45	10/18/21 19:56	106-93-4	
Surrogates									
1-Chloro-2-bromopropane (S)	137	%	60-140		1	10/18/21 12:45	10/18/21 19:56	301-79-56	

REPORT OF LABORATORY ANALYSIS

This report shall not be reproduced, except in full,
without the written consent of Pace Analytical Services, LLC.

Pace Analytical Services, LLC
9800 Kincey Ave. Suite 100
Huntersville, NC 28078
(704)875-9092

ANALYTICAL RESULTS

Project: 92562266 WESTSIDE RESAMPLE
Pace Project No.: 92566778

Sample: MW-20 **Lab ID: 92566778022** Collected: 10/11/21 11:50 Received: 10/13/21 11:36 Matrix: Water

Parameters	Results	Units	Report Limit	MDL	DF	Prepared	Analyzed	CAS No.	Qual
8011 GCS EDB and DBCP	Analytical Method: EPA 8011 Preparation Method: EPA 8011 Pace Analytical Services - Charlotte								
1,2-Dibromoethane (EDB)	ND	ug/L	0.021	0.0084	1	10/18/21 12:45	10/18/21 20:07	106-93-4	
Surrogates									
1-Chloro-2-bromopropane (S)	103	%	60-140		1	10/18/21 12:45	10/18/21 20:07	301-79-56	

REPORT OF LABORATORY ANALYSIS

This report shall not be reproduced, except in full,
without the written consent of Pace Analytical Services, LLC.

Pace Analytical Services, LLC
9800 Kincey Ave. Suite 100
Huntersville, NC 28078
(704)875-9092

ANALYTICAL RESULTS

Project: 92562266 WESTSIDE RESAMPLE
Pace Project No.: 92566778

Sample: MW-24 **Lab ID: 92566778023** Collected: 10/11/21 12:25 Received: 10/13/21 11:36 Matrix: Water

Parameters	Results	Units	Report Limit	MDL	DF	Prepared	Analyzed	CAS No.	Qual
8011 GCS EDB and DBCP	Analytical Method: EPA 8011 Preparation Method: EPA 8011 Pace Analytical Services - Charlotte								
1,2-Dibromoethane (EDB)	**2.0**	ug/L	0.049	0.020	2.5	10/19/21 15:16	10/20/21 09:11	106-93-4	
Surrogates									
1-Chloro-2-bromopropane (S)	26	%	60-140		2.5	10/19/21 15:16	10/20/21 09:11	301-79-56	S2

REPORT OF LABORATORY ANALYSIS

This report shall not be reproduced, except in full,
without the written consent of Pace Analytical Services, LLC.

Pace Analytical Services, LLC
9800 Kincey Ave. Suite 100
Huntersville, NC 28078
(704)875-9092

ANALYTICAL RESULTS

Project: 92562266 WESTSIDE RESAMPLE
Pace Project No.: 92566778

Sample: DUP A **Lab ID: 92566778024** Collected: 10/11/21 11:55 Received: 10/13/21 11:36 Matrix: Water

Parameters	Results	Units	Report Limit	MDL	DF	Prepared	Analyzed	CAS No.	Qual
8011 GCS EDB and DBCP	Analytical Method: EPA 8011 Preparation Method: EPA 8011 Pace Analytical Services - Charlotte								
1,2-Dibromoethane (EDB)	ND	ug/L	0.019	0.0079	1	10/18/21 12:45	10/18/21 20:28	106-93-4	
Surrogates									
1-Chloro-2-bromopropane (S)	95	%	60-140		1	10/18/21 12:45	10/18/21 20:28	301-79-56	

REPORT OF LABORATORY ANALYSIS

This report shall not be reproduced, except in full,
without the written consent of Pace Analytical Services, LLC.

Pace Analytical Services, LLC
9800 Kincey Ave. Suite 100
Huntersville, NC 28078
(704)875-9092

ANALYTICAL RESULTS

Project: 92562266 WESTSIDE RESAMPLE
Pace Project No.: 92566778

Sample: DUP B **Lab ID: 92566778025** Collected: 10/11/21 13:15 Received: 10/13/21 11:36 Matrix: Water

Parameters	Results	Units	Report Limit	MDL	DF	Prepared	Analyzed	CAS No.	Qual
8011 GCS EDB and DBCP	Analytical Method: EPA 8011 Preparation Method: EPA 8011 Pace Analytical Services - Charlotte								
1,2-Dibromoethane (EDB)	ND	ug/L	0.022	0.0089	1	10/18/21 12:45	10/18/21 20:38	106-93-4	
Surrogates									
1-Chloro-2-bromopropane (S)	106	%	60-140		1	10/18/21 12:45	10/18/21 20:38	301-79-56	

REPORT OF LABORATORY ANALYSIS

This report shall not be reproduced, except in full,
without the written consent of Pace Analytical Services, LLC.

Pace Analytical Services, LLC
9800 Kincey Ave. Suite 100
Huntersville, NC 28078
(704)875-9092

ANALYTICAL RESULTS

Project: 92562266 WESTSIDE RESAMPLE
Pace Project No.: 92566778

Sample: DUP C **Lab ID: 92566778026** Collected: 10/11/21 12:55 Received: 10/13/21 11:36 Matrix: Water

Parameters	Results	Units	Report Limit	MDL	DF	Prepared	Analyzed	CAS No.	Qual
8011 GCS EDB and DBCP	Analytical Method: EPA 8011 Preparation Method: EPA 8011 Pace Analytical Services - Charlotte								
1,2-Dibromoethane (EDB)	ND	ug/L	0.020	0.0082	1	10/18/21 12:45	10/18/21 20:49	106-93-4	
Surrogates									
1-Chloro-2-bromopropane (S)	82	%	60-140		1	10/18/21 12:45	10/18/21 20:49	301-79-56	

This report shall not be reproduced, except in full,
without the written consent of Pace Analytical Services, LLC.

Pace Analytical Services, LLC
9800 Kincey Ave. Suite 100
Huntersville, NC 28078
(704)875-9092

ANALYTICAL RESULTS

Project: 92562266 WESTSIDE RESAMPLE
Pace Project No.: 92566778

Sample: FIELD BLANK **Lab ID: 92566778027** Collected: 10/11/21 13:00 Received: 10/13/21 11:36 Matrix: Water

Parameters	Results	Units	Report Limit	MDL	DF	Prepared	Analyzed	CAS No.	Qual
8011 GCS EDB and DBCP	Analytical Method: EPA 8011 Preparation Method: EPA 8011 Pace Analytical Services - Charlotte								
1,2-Dibromoethane (EDB)	ND	ug/L	0.019	0.0078	1	10/18/21 12:45	10/18/21 20:59	106-93-4	
Surrogates									
1-Chloro-2-bromopropane (S)	940	%	60-140		1	10/18/21 12:45	10/18/21 20:59	301-79-56	S5

REPORT OF LABORATORY ANALYSIS

This report shall not be reproduced, except in full,
without the written consent of Pace Analytical Services, LLC.

Pace Analytical Services, LLC
9800 Kincey Ave. Suite 100
Huntersville, NC 28078
(704)875-9092

ANALYTICAL RESULTS

Project: 92562266 WESTSIDE RESAMPLE
Pace Project No.: 92566778

Sample: MW-12 **Lab ID: 92566778028** Collected: 10/11/21 13:10 Received: 10/13/21 11:36 Matrix: Water

Parameters	Results	Units	Report Limit	MDL	DF	Prepared	Analyzed	CAS No.	Qual
8011 GCS EDB and DBCP	Analytical Method: EPA 8011 Preparation Method: EPA 8011 Pace Analytical Services - Charlotte								
1,2-Dibromoethane (EDB)	ND	ug/L	0.022	0.0091	1	10/18/21 12:45	10/18/21 21:10	106-93-4	
Surrogates									
1-Chloro-2-bromopropane (S)	102	%	60-140		1	10/18/21 12:45	10/18/21 21:10	301-79-56	

REPORT OF LABORATORY ANALYSIS

This report shall not be reproduced, except in full,
without the written consent of Pace Analytical Services, LLC.

Pace Analytical Services, LLC
9800 Kincey Ave. Suite 100
Huntersville, NC 28078
(704)875-9092

ANALYTICAL RESULTS

Project: 92562266 WESTSIDE RESAMPLE
Pace Project No.: 92566778

Sample: MW-02 **Lab ID: 92566778029** Collected: 10/11/21 12:50 Received: 10/13/21 11:36 Matrix: Water

Parameters	Results	Units	Report Limit	MDL	DF	Prepared	Analyzed	CAS No.	Qual
8011 GCS EDB and DBCP	Analytical Method: EPA 8011 Preparation Method: EPA 8011 Pace Analytical Services - Charlotte								
1,2-Dibromoethane (EDB)	ND	ug/L	0.020	0.0081	1	10/18/21 12:45	10/18/21 21:20	106-93-4	
Surrogates									
1-Chloro-2-bromopropane (S)	78	%	60-140		1	10/18/21 12:45	10/18/21 21:20	301-79-56	

REPORT OF LABORATORY ANALYSIS

This report shall not be reproduced, except in full,
without the written consent of Pace Analytical Services, LLC.

Pace Analytical Services, LLC
9800 Kincey Ave. Suite 100
Huntersville, NC 28078
(704)875-9092

QUALITY CONTROL DATA

Project: 92562266 WESTSIDE RESAMPLE
Pace Project No.: 92566778

QC Batch: 653462
QC Batch Method: EPA 8011
Analysis Method: EPA 8011
Analysis Description: GCS 8011 EDB DBCP
Laboratory: Pace Analytical Services - Charlotte
Associated Lab Samples: 92566778001, 92566778002, 92566778003, 92566778004, 92566778005, 92566778006, 92566778007, 92566778008, 92566778009, 92566778010, 92566778011, 92566778012, 92566778013, 92566778014, 92566778015, 92566778016

METHOD BLANK: 3426436 Matrix: Water
Associated Lab Samples: 92566778001, 92566778002, 92566778003, 92566778004, 92566778005, 92566778006, 92566778007, 92566778008, 92566778009, 92566778010, 92566778011, 92566778012, 92566778013, 92566778014, 92566778015, 92566778016

Parameter	Units	Blank Result	Reporting Limit	MDL	Analyzed	Qualifiers
1,2-Dibromoethane (EDB)	ug/L	ND	0.020	0.0081	10/18/21 13:27	
1-Chloro-2-bromopropane (S)	%	90	60-140		10/18/21 13:27	

LABORATORY CONTROL SAMPLE & LCSD: 3426437 3426438

Parameter	Units	Spike Conc.	LCS Result	LCSD Result	LCS % Rec	LCSD % Rec	% Rec Limits	RPD	Max RPD	Qualifiers
1,2-Dibromoethane (EDB)	ug/L	0.25	0.25	0.23	98	90	60-140	9	20	
1-Chloro-2-bromopropane (S)	%				100	98	60-140			

MATRIX SPIKE & MATRIX SPIKE DUPLICATE: 3426440 3426441

Parameter	Units	92566778002 Result	MS Spike Conc.	MSD Spike Conc.	MS Result	MSD Result	MS % Rec	MSD % Rec	% Rec Limits	RPD	Max RPD	Qual
1,2-Dibromoethane (EDB)	ug/L	ND	0.25	0.25	3.5	3.5	1390	1390	60-140	0	20	M1
1-Chloro-2-bromopropane (S)	%						119	124	60-140			

SAMPLE DUPLICATE: 3426439

Parameter	Units	92566778001 Result	Dup Result	RPD	Max RPD	Qualifiers
1,2-Dibromoethane (EDB)	ug/L	ND	ND		20	
1-Chloro-2-bromopropane (S)	%	132	122			

Results presented on this page are in the units indicated by the "Units" column except where an alternate unit is presented to the right of the result.

REPORT OF LABORATORY ANALYSIS

This report shall not be reproduced, except in full,
without the written consent of Pace Analytical Services, LLC.

Pace Analytical Services, LLC
9800 Kincey Ave. Suite 100
Huntersville, NC 28078
(704)875-9092

QUALITY CONTROL DATA

Project: 92562266 WESTSIDE RESAMPLE
Pace Project No.: 92566778

QC Batch: 653465
QC Batch Method: EPA 8011
Analysis Method: EPA 8011
Analysis Description: GCS 8011 EDB DBCP
Laboratory: Pace Analytical Services - Charlotte
Associated Lab Samples: 92566778017, 92566778018, 92566778019, 92566778020, 92566778021, 92566778022, 92566778024, 92566778025, 92566778026, 92566778027, 92566778028, 92566778029

METHOD BLANK: 3426450 Matrix: Water
Associated Lab Samples: 92566778017, 92566778018, 92566778019, 92566778020, 92566778021, 92566778022, 92566778024, 92566778025, 92566778026, 92566778027, 92566778028, 92566778029

Parameter	Units	Blank Result	Reporting Limit	MDL	Analyzed	Qualifiers
1,2-Dibromoethane (EDB)	ug/L	ND	0.020	0.0081	10/18/21 18:11	
1-Chloro-2-bromopropane (S)	%	105	60-140		10/18/21 18:11	

LABORATORY CONTROL SAMPLE & LCSD: 3426451 3426452

Parameter	Units	Spike Conc.	LCS Result	LCSD Result	LCS % Rec	LCSD % Rec	% Rec Limits	RPD	Max RPD	Qualifiers
1,2-Dibromoethane (EDB)	ug/L	0.25	0.27	0.24	108	97	60-140	10	20	
1-Chloro-2-bromopropane (S)	%				110	108	60-140			

MATRIX SPIKE & MATRIX SPIKE DUPLICATE: 3426454 3426455

Parameter	Units	92566778018 Result	MS Spike Conc.	MSD Spike Conc.	MS Result	MSD Result	MS % Rec	MSD % Rec	% Rec Limits	RPD	Max RPD	Qual
1,2-Dibromoethane (EDB)	ug/L	ND	0.24	0.24	0.23	0.22	95	90	60-140	5	20	
1-Chloro-2-bromopropane (S)	%						225	224	60-140			S2

SAMPLE DUPLICATE: 3426453

Parameter	Units	92566778017 Result	Dup Result	RPD	Max RPD	Qualifiers
1,2-Dibromoethane (EDB)	ug/L	ND	ND		20	
1-Chloro-2-bromopropane (S)	%	204	240			S2

Results presented on this page are in the units indicated by the "Units" column except where an alternate unit is presented to the right of the result.

REPORT OF LABORATORY ANALYSIS

This report shall not be reproduced, except in full,
without the written consent of Pace Analytical Services, LLC.

Pace Analytical Services, LLC
9800 Kincey Ave. Suite 100
Huntersville, NC 28078
(704)875-9092

QUALITY CONTROL DATA

Project: 92562266 WESTSIDE RESAMPLE
Pace Project No.: 92566778

QC Batch: 653826
QC Batch Method: EPA 8011
Analysis Method: EPA 8011
Analysis Description: GCS 8011 EDB DBCP
Laboratory: Pace Analytical Services - Charlotte
Associated Lab Samples: 92566778023

METHOD BLANK: 3428385 Matrix: Water
Associated Lab Samples: 92566778023

Parameter	Units	Blank Result	Reporting Limit	MDL	Analyzed	Qualifiers
1,2-Dibromoethane (EDB)	ug/L	ND	0.020	0.0079	10/19/21 15:47	
1-Chloro-2-bromopropane (S)	%	80	60-140		10/19/21 15:47	

LABORATORY CONTROL SAMPLE & LCSD: 3428386 3428387

Parameter	Units	Spike Conc.	LCS Result	LCSD Result	LCS % Rec	LCSD % Rec	% Rec Limits	RPD	Max RPD	Qualifiers
1,2-Dibromoethane (EDB)	ug/L	0.24	0.19	0.24	78	96	60-140	23	20	R1
1-Chloro-2-bromopropane (S)	%				75	98	60-140			

MATRIX SPIKE & MATRIX SPIKE DUPLICATE: 3428388 3428389

Parameter	Units	92567375001 Result	MS Spike Conc.	MSD Spike Conc.	MS Result	MSD Result	MS % Rec	MSD % Rec	% Rec Limits	RPD	Max RPD	Qual
1,2-Dibromoethane (EDB)	ug/L	ND	0.24	0.24	0.22	0.22	90	91	60-140	1	20	
1-Chloro-2-bromopropane (S)	%						94	94	60-140			

SAMPLE DUPLICATE: 3428390

Parameter	Units	92567375002 Result	Dup Result	RPD	Max RPD	Qualifiers
1,2-Dibromoethane (EDB)	ug/L	ND	ND		20	
1-Chloro-2-bromopropane (S)	%	95	88			

Results presented on this page are in the units indicated by the "Units" column except where an alternate unit is presented to the right of the result.

REPORT OF LABORATORY ANALYSIS

This report shall not be reproduced, except in full,
without the written consent of Pace Analytical Services, LLC.

Pace Analytical Services, LLC
9800 Kincey Ave. Suite 100
Huntersville, NC 28078
(704)875-9092

QUALIFIERS

Project: 92562266 WESTSIDE RESAMPLE
Pace Project No.: 92566778

DEFINITIONS

DF - Dilution Factor, if reported, represents the factor applied to the reported data due to dilution of the sample aliquot.

ND - Not Detected at or above adjusted reporting limit.

TNTC - Too Numerous To Count

J - Estimated concentration above the adjusted method detection limit and below the adjusted reporting limit.

MDL - Adjusted Method Detection Limit.

PQL - Practical Quantitation Limit.

RL - Reporting Limit - The lowest concentration value that meets project requirements for quantitative data with known precision and bias for a specific analyte in a specific matrix.

S - Surrogate

1,2-Diphenylhydrazine decomposes to and cannot be separated from Azobenzene using Method 8270. The result for each analyte is a combined concentration.

Consistent with EPA guidelines, unrounded data are displayed and have been used to calculate % recovery and RPD values.

LCS(D) - Laboratory Control Sample (Duplicate)

MS(D) - Matrix Spike (Duplicate)

DUP - Sample Duplicate

RPD - Relative Percent Difference

NC - Not Calculable.

SG - Silica Gel - Clean-Up

U - Indicates the compound was analyzed for, but not detected.

Acid preservation may not be appropriate for 2 Chloroethylvinyl ether.

A separate vial preserved to a pH of 4-5 is recommended in SW846 Chapter 4 for the analysis of Acrolein and Acrylonitrile by EPA Method 8260.

N-Nitrosodiphenylamine decomposes and cannot be separated from Diphenylamine using Method 8270. The result reported for each analyte is a combined concentration.

Reported results are not rounded until the final step prior to reporting. Therefore, calculated parameters that are typically reported as "Total" may vary slightly from the sum of the reported component parameters.

Pace Analytical is TNI accredited. Contact your Pace PM for the current list of accredited analytes.

TNI - The NELAC Institute.

ANALYTE QUALIFIERS

M1	Matrix spike recovery exceeded QC limits. Batch accepted based on laboratory control sample (LCS) recovery.
R1	RPD value was outside control limits.
S2	Surrogate recovery outside laboratory control limits due to matrix interferences (confirmed by similar results from sample re-analysis).
S5	Surrogate recovery outside control limits due to matrix interferences (not confirmed by re-analysis).

This report shall not be reproduced, except in full,
without the written consent of Pace Analytical Services, LLC.

Pace Analytical Services, LLC
9800 Kincey Ave. Suite 100
Huntersville, NC 28078
(704)875-9092

QUALITY CONTROL DATA CROSS REFERENCE TABLE

Project: 92562266 WESTSIDE RESAMPLE
Pace Project No.: 92566778

Lab ID	Sample ID	QC Batch Method	QC Batch	Analytical Method	Analytical Batch
92566778001	**MW-17**	EPA 8011	653462	EPA 8011	653513
92566778002	**MW-17i**	EPA 8011	653462	EPA 8011	653513
92566778003	**MW-14**	EPA 8011	653462	EPA 8011	653513
92566778004	**MW-14i**	EPA 8011	653462	EPA 8011	653513
92566778005	**MW-06**	EPA 8011	653462	EPA 8011	653513
92566778006	**MW-05**	EPA 8011	653462	EPA 8011	653513
92566778007	**MW-15**	EPA 8011	653462	EPA 8011	653513
92566778008	**MW-15i**	EPA 8011	653462	EPA 8011	653513
92566778009	**MW-16**	EPA 8011	653462	EPA 8011	653513
92566778010	**MW-16i**	EPA 8011	653462	EPA 8011	653513
92566778011	**MW-07**	EPA 8011	653462	EPA 8011	653513
92566778012	**MW-28**	EPA 8011	653462	EPA 8011	653513
92566778013	**MW-08**	EPA 8011	653462	EPA 8011	653513
92566778014	**MW-09**	EPA 8011	653462	EPA 8011	653513
92566778015	**MW-11**	EPA 8011	653462	EPA 8011	653513
92566778016	**MW-10**	EPA 8011	653462	EPA 8011	653513
92566778017	**MW-27**	EPA 8011	653465	EPA 8011	653514
92566778018	**MW-03**	EPA 8011	653465	EPA 8011	653514
92566778019	**MW-23**	EPA 8011	653465	EPA 8011	653514
92566778020	**MW-19**	EPA 8011	653465	EPA 8011	653514
92566778021	**MW-19i**	EPA 8011	653465	EPA 8011	653514
92566778022	**MW-20**	EPA 8011	653465	EPA 8011	653514
92566778023	**MW-24**	EPA 8011	653826	EPA 8011	653842
92566778024	**DUP A**	EPA 8011	653465	EPA 8011	653514
92566778025	**DUP B**	EPA 8011	653465	EPA 8011	653514
92566778026	**DUP C**	EPA 8011	653465	EPA 8011	653514
92566778027	**FIELD BLANK**	EPA 8011	653465	EPA 8011	653514
92566778028	**MW-12**	EPA 8011	653465	EPA 8011	653514
92566778029	**MW-02**	EPA 8011	653465	EPA 8011	653514

This report shall not be reproduced, except in full,
without the written consent of Pace Analytical Services, LLC.

Pace Analytical	Document Name: Sample Condition Upon Receipt(SCUR)	Document Revised: October 28, 2020 Page 1 of 2
	Document No.: F-CAR-CS-033-Rev.07	Issuing Authority: Pace Carolinas Quality Office

Laboratory receiving samples:

Asheville ☐ Eden ☐ Greenwood ☐ Huntersville ☑ Raleigh ☐ Mechanicsville ☐ Atlanta ☐ Kernersville ☐

Sample Condition Upon Receipt

Client Name: Petra

Project #:

WO# : 92566778

92566778

Courier: ☐ Commercial ☑ Fed Ex ☐ UPS ☐ USPS ☐ Client ☑ Pace ☐ Other:____

Custody Seal Present? ☐ Yes ☑ No **Seals Intact?** ☐ Yes ☐ No

Date/Initials Person Examining Contents: CMB 10/19/21

Packing Material: ☐ Bubble Wrap ☑ Bubble Bags ☐ None ☐ Other

Biological Tissue Frozen? ☐ Yes ☐ No ☑ N/A

Thermometer: ☐ IR Gun ID: 97104

Type of Ice: ☑ Wet ☐ Blue ☐ None

Cooler Temp: 20.0+0.7 **Correction Factor:** Add/Subtract (°C) 0

Temp should be above freezing to 6°C

☐ Samples out of temp criteria. Samples on ice, cooling process has begun

Cooler Temp Corrected (°C): 20.0+0.7

USDA Regulated Soil (☐ N/A, water sample)

Did samples originate in a quarantine zone within the United States: CA, NY, or SC (check maps)? ☐ Yes ☑ No

Did samples originate from a foreign source (Internationally, including Hawaii and Puerto Rico)? ☐ Yes ☐ No

				Comments/Discrepancy:
Chain of Custody Present?	☑ Yes	☐ No	☐ N/A	1.
Samples Arrived within Hold Time?	☑ Yes	☐ No	☐ N/A	2.
Short Hold Time Analysis (<72 hr.)?	☐ Yes	☑ No	☐ N/A	3.
Rush Turn Around Time Requested?	☐ Yes	☑ No	☐ N/A	4.
Sufficient Volume?	☑ Yes	☐ No	☐ N/A	5.
Correct Containers Used?	☑ Yes	☐ No	☐ N/A	6.
-Pace Containers Used?	☑ Yes	☐ No	☐ N/A	
Containers Intact?	☑ Yes	☐ No	☐ N/A	7.
Dissolved analysis: Samples Field Filtered?	☐ Yes	☐ No	☑ N/A	8.
Sample Labels Match COC?	☑ Yes	☐ No	☐ N/A	9.
-Includes Date/Time/ID/Analysis Matrix: WT				
Headspace in VOA Vials (>5-6mm)?	☐ Yes	☑ No	☐ N/A	10.
Trip Blank Present?	☐ Yes	☑ No	☐ N/A	11.
Trip Blank Custody Seals Present?	☐ Yes	☑ No	☐ N/A	

COMMENTS/SAMPLE DISCREPANCY

Field Data Required? ☐ Yes ☐ No

Lot ID of split containers:

CLIENT NOTIFICATION/RESOLUTION

Person contacted: Date/Time:

Project Manager SCURF Review: Date:

Project Manager SRF Review: Date:

***Check mark top half of box if pH and/or dechlorination is verified and within the acceptance range for preservation samples.**

Exceptions: VOA, Coliform, TOC, Oil and Grease, DRO/8015 (water) DOC, LLHg

****Bottom half of box is to list number of bottles**

Project # **WO# : 92566778**

PM: LNW Due Date: 10/20/21

CLIENT: 92-Petra-Tec

Item#	BP4U-125 mL Plastic Unpreserved (N/A) (Cl-)	BP3U-250 mL Plastic Unpreserved (N/A)	BP2U-500 mL Plastic Unpreserved (N/A)	BP1U-1 liter Plastic Unpreserved (N/A)	BP4S-125 mL Plastic H2SO4 (pH < 2) (Cl-)	BP3N-250 mL plastic HNO3 (pH < 2)	BP4Z-125 mL Plastic ZN Acetate & NaOH (>9)	BP4C-125 mL Plastic NaOH (pH > 12) (Cl-)	WGFU-Wide-mouthed Glass jar Unpreserved	AG1U-1 liter Amber Unpreserved (N/A) (Cl-)	AG1H-1 liter Amber HCl (pH < 2)	AG3U-250 mL Amber Unpreserved (N/A) (Cl-)	AG1S-1 liter Amber H2SO4 (pH < 2)	AG3S-250 mL Amber H2SO4 (pH < 2)	AG3A(DG3A)-250 mL Amber NH4Cl (N/A)(Cl-)	DG9H-40 mL VOA HCl (N/A)	VG9T-40 mL VOA Na2S2O3 (N/A)	VG9U-40 mL VOA Unp (N/A)	DG9P-40 mL VOA H3PO4 (N/A)	VOAK (6 vials per kit)-5035 kit (N/A)	V/GK (3 vials per kit)-VPH/Gas kit (N/A)	SP5T-125 mL Sterile Plastic (N/A – lab)	SP2T-250 mL Sterile Plastic (N/A – lab)		BP3A-250 mL Plastic (NH2)2SO4 (9.3-9.7)	AG0U-100 mL Amber Unpreserved vials (N/A)	VSGU-20 mL Scintillation vials (N/A)	DG9U-40 mL Amber Unpreserved vials (N/A)
1	\				\		\	\			\		\	\	\	3									\	\			
2	\				\		\	\			\		\	\	\	3									\	\			
3	\				\		\	\			\		\	\	\	3									\	\			
4	\				\		\	\			\		\	\	\	3									\	\			
5	\				\		\	\			\		\	\	\	3									\	\			
6	\				\		\	\			\		\	\	\	3									\	\			
7	\				\		\	\			\		\	\	\	3									\	\			
8	\				\		\	\			\		\	\	\	3									\	\			
9	\				\		\	\			\		\	\	\	3									\	\			
10	\				\		\	\			\		\	\	\	3									\	\			
11	\				\		\	\			\		\	\	\	3									\	\			
12	\				\		\	\			\		\	\	\	3									\	\			

pH Adjustment Log for Preserved Samples

Sample ID	Type of Preservative	pH upon receipt	Date preservation adjusted	Time preservation adjusted	Amount of Preservative added	Lot #

Note: Whenever there is a discrepancy affecting North Carolina compliance samples, a copy of this form will be sent to the North Carolina DEHNR Certification Office (i.e. Out of hold, Incorrect preservative, out of temp, incorrect containers.

PG 2

***Check mark top half of box if pH and/or dechlorination is verified and within the acceptance range for preservation samples.**

Exceptions: VOA, Coliform, TOC, Oil and Grease, DRO/8015 (water) DOC, LLHg

****Bottom half of box is to list number of bottles**

Project #

Item#	BP4U-125 mL Plastic Unpreserved (N/A) (Cl-)	BP3U-250 mL Plastic Unpreserved (N/A)	BP2U-500 mL Plastic Unpreserved (N/A)	BP1U-1 liter Plastic Unpreserved (N/A)	BP4S-125 mL Plastic H2SO4 (pH < 2) (Cl-)	BP3N-250 mL plastic HNO3 (pH < 2)	BP4Z-125 mL Plastic ZN Acetate & NaOH (>9)	BP4C-125 mL Plastic NaOH (pH > 12) (Cl-)	WGFU-Wide-mouthed Glass jar Unpreserved	AG1U-1 liter Amber Unpreserved (N/A) (Cl-)	AG1H-1 liter Amber HCl (pH < 2)	AG3U-250 mL Amber Unpreserved (N/A) (Cl-)	AG1S-1 liter Amber H2SO4 (pH < 2)	AG3S-250 mL Amber H2SO4 (pH < 2)	AG3A(DG3A)-250 mL Amber NH4Cl (N/A)(Cl-)	DG9H-40 mL VOA HCl (N/A)	VG9T-40 mL VOA Na2S2O3 (N/A)	VG9U-40 mL VOA Unp (N/A)	DG9P-40 mL VOA H3PO4 (N/A)	VOAK (6 vials per kit)-5035 kit (N/A)	V/GK (3 vials per kit)-VPH/Gas kit (N/A)	SP5T-125 mL Sterile Plastic (N/A – lab)	SP2T-250 mL Sterile Plastic (N/A – lab)		BP3A-250 mL Plastic (NH2)2SO4 (9.3-9.7)	AG0U-100 mL Amber Unpreserved vials (N/A)	VSGU-20 mL Scintillation vials (N/A)	DG9U-40 mL Amber Unpreserved vials (N/A)
1																3													
2																3													
3																3													
4																3													
5																3													
6																3													
7																3													
8																3													
9																3													
10																3													
11																3													
12																3													

pH Adjustment Log for Preserved Samples

Sample ID	Type of Preservative	pH upon receipt	Date preservation adjusted	Time preservation adjusted	Amount of Preservative added	Lot #

Note: Whenever there is a discrepancy affecting North Carolina compliance samples, a copy of this form will be sent to the North Carolina DEHNR Certification Office (i.e. Out of hold, incorrect preservative, out of temp, incorrect containers.

PS 3

***Check mark top half of box if pH and/or dechlorination is verified and within the acceptance range for preservation samples.**

Exceptions: VOA, Coliform, TOC, Oil and Grease, DRO/8015 (water) DOC, LLHg

****Bottom half of box is to list number of bottles**

Project #

Item#	BP4U-125 mL Plastic Unpreserved (N/A) (Cl-)	BP3U-250 mL Plastic Unpreserved (N/A)	BP2U-500 mL Plastic Unpreserved (N/A)	BP1U-1 liter Plastid Unpreserved (N/A)	BP4S-125 mL Plastic H2SO4 (pH < 2) (Cl-)	BP3N-250 mL plastic HNO3 (pH < 2)	BP4Z-125 mL Plastic ZN Acetate & NaOH (>9)	BP4C-125 mL Plastic NaOH (pH > 12) (Cl-)	WGFU-Wide-mouthed Glass jar Unpreserved	AG1U-1 liter Amber Unpreserved (N/A) (Cl-)	AG1H-1 liter Amber HCl (pH < 2)	AG3U-250 mL Amber Unpreserved (N/A) (Cl-)	AG1S-1 liter Amber H2SO4 (pH < 2)	AG3S-250 mL Amber H2SO4 (pH < 2)	AG3A(DG3A)-250 mL Amber NH4Cl (N/A)(Cl-)	DG9H-40 mL VOA HCl (N/A)	VG9T-40 mL VOA Na2S2O3 (N/A)	VG9U-40 mL VOA Unp (N/A)	DG9P-40 mL VOA H3PO4 (N/A)	VOAK (6 vials per Kit)-5035 kit (N/A)	VJGK (3 vials per Kit)-VPH/Gas kit (N/A)	SP5T-125 mL Sterile Plastic (N/A – lab)	SP2T-250 mL Sterile Plastic (N/A – lab)		BP3A-250 mL Plastic (NH2)2SO4 (9.3-9.7)	AG0U-100 mL Amber Unpreserved vials (N/A)	VSGU-20 mL Scintillation vials (N/A)	DG8U-40 mL Amber Unpreserved vials (N/A)
1																3												
2																3												
3																3												
4																												
5																3												
6																3												
7																												
8																												
9																												
10																												
11																												
12																												

pH Adjustment Log for Preserved Samples

Sample ID	Type of Preservative	pH upon receipt	Date preservation adjusted	Time preservation adjusted	Amount of Preservative added	Lot #

Note: Whenever there is a discrepancy affecting North Carolina compliance samples, a copy of this form will be sent to the North Carolina DEHNR Certification Office (i.e. Out of hold, incorrect preservative, out of temp, incorrect containers).

Pace Analytical™
www.pacelabs.com

CHAIN-OF-CUSTODY / Analytical Request Document

The Chain-of-Custody is a LEGAL DOCUMENT. All relevant fields must be completed accurately.

Page: 1 of 3

Section A — **Required** Client Information:

Company:	Petra-Tech Environmental, LLC
Address:	2435 East North Street, STE 1108-202
	Greenville, South Carolina 29615
Email To:	tslack@petratechenv.com
Phone:	Fax:
Requested Due Date/TAT:	

Section B — **Required** Project Information:

Report To:	
Copy To:	
Purchase Order No.:	
Project Name:	92562266 Westside Resample
Project Number:	

Section C — Invoice Information:

Attention:	Petra-Tech
Company Name:	
Address:	
Pace Quote Reference:	
Pace Project Manager:	
Pace Profile #:	

REGULATORY AGENCY

☐ NPDES ☐ GROUND WATER ☐ DRINKING WATER
☑ UST ☐ RCRA ☐ OTHER

Site Location — **STATE:**

Section D — **Required** Client Information

SAMPLE ID (A-Z, 0-9 / , -) Sample IDs MUST BE UNIQUE

Valid Matrix Codes

MATRIX	CODE
DRINKING WATER	DW
WATER	WT
WASTE WATER	WW
PRODUCT	P
SOIL/SOLID	SL
OIL	OL
WIPE	WP
AIR	AR
OTHER	OT
TISSUE	TS

Requested Analysis Filtered (Y/N)

ITEM #	SAMPLE ID	MATRIX CODE (see valid codes to left)	SAMPLE TYPE (G=GRAB C=COMP)	COLLECTED: COMPOSITE START DATE	COMPOSITE START TIME	COMPOSITE END/GRAB DATE	COMPOSITE END/GRAB TIME	SAMPLE TEMP AT COLLECTION	# OF CONTAINERS	Preservatives: Unpreserved	H_2SO_4	HNO_3	HCl	NaOH	$Na_2S_2O_3$	Methanol	Other	Analysis Test Y/N	8260B BTEX+M+N	8260 BTEXMN12-DCA80	8011 EDB	6010 Lead	8270 PAHs	TPH-GRO	TPH-DRO	Grain Size With Hydro	TOC	Residual Chlorine (Y/N)	Pace Project No./ Lab I.D.
1	MW-17	WT	G	10/11/21			0710		3				X								X									001
2	MW-17i						0735		3				X								X									002
3	MW-14						1010		3				X								X									003
4	MW-14i						1040		3				X								X									004
5	MW-06						0745		3				X								X									005
6	MW-05						0750		3				X								X									006
7	MW-15						0830		3				X								X									007
8	MW-15i						0910		3				X								X									008
9	MW-16						0915		3				X								X									009
10	MW-16i						1005		3				X								X									010
11	MW-07						1105		3				X								X									011
12	MW-28						1115		3				X								X									012

ADDITIONAL COMMENTS	RELINQUISHED BY / AFFILIATION	DATE	TIME	ACCEPTED BY / AFFILIATION	DATE	TIME	SAMPLE CONDITIONS
					10.13.21	1136	
		10.13.21	1300		10/13/21	13:00	1.6
		10/13/21	18:00		10/13/21	1800	2.0 0.4 0.1

Temp in °C	Received on Ice (Y/N)	Custody Sealed Cooler (Y/N)	Samples Intact (Y/N)
	Y	W	Y

SAMPLER NAME AND SIGNATURE

PRINT Name of SAMPLER:

SIGNATURE of SAMPLER: SC

DATE Signed (MM/DD/YY):

*Important Note: By signing this form you are accepting Pace's NET 30 day payment terms and agreeing to late charges of 1.5% per month for any invoices not paid within 30 days.

Pace Analytical™
www.pacelabs.com

CHAIN-OF-CUSTODY / Analytical Request Document

The Chain-of-Custody is a LEGAL DOCUMENT. All relevant fields must be completed accurately.

Page: 2 of 3

Section A Required Client Information:

Company:	Petra-Tech Environmental, LLC
Address:	2435 East North Street, STE 1108-202
	Greenville, South Carolina 29615
Email To:	tslack@petratechenv.com
Phone:	Fax:
Requested Due Date/TAT:	

Section B Required Project Information:

Report To:	
Copy To:	
Purchase Order No.:	
Project Name:	92562266 Westside Resample
Project Number:	

Section C Invoice Information:

Attention:	Petra-Tech
Company Name:	
Address:	
Pace Quote Reference:	
Pace Project Manager:	
Pace Profile #:	

REGULATORY AGENCY

☐ NPDES ☐ GROUND WATER ☐ DRINKING WATER
☑ UST ☐ RCRA ☐ OTHER

Site Location STATE:

Section D Required Client Information

Valid Matrix Codes

MATRIX	CODE
DRINKING WATER	DW
WATER	WT
WASTE WATER	WW
PRODUCT	P
SOIL/SOLID	SL
OIL	OL
WIPE	WP
AIR	AR
OTHER	OT
TISSUE	TS

SAMPLE ID (A-Z, 0-9 / ,-) Sample IDs MUST BE UNIQUE

Requested Analysis Filtered (Y/N)

ITEM #	SAMPLE ID	MATRIX CODE (see valid codes to left)	SAMPLE TYPE (G=GRAB C=COMP)	COLLECTED COMPOSITE START DATE	COLLECTED COMPOSITE START TIME	COLLECTED COMPOSITE END/GRAB DATE	COLLECTED COMPOSITE END/GRAB TIME	SAMPLE TEMP AT COLLECTION	# OF CONTAINERS	Unpreserved	H_2SO_4	HNO_3	HCl	NaOH	$Na_2S_2O_3$	Methanol	Other	Analysis Test (Y/N)	8260B BTEX+M+N	8260 BTEXMN12-DCA8o	8011 EDB	6010 Lead	8270 PAHs	TPH-GRO	TPH-DRO	Grain Size With Hydro	TOC	Residual Chlorine (Y/N)	Pace Project No./ Lab I.D. 97566778
1	MW-08	WT	G	10/11/21			1145		3				X								X								13
2	MW-09						1320		3				X								X								14
3	MW-11						1325		3				X								X								15
4	MW-10						1330		3				X								X								16
5	MW-27						1430		3				X								X								17
6	MW-03						1420		3				X								X								18
7	MW-23						1135		3				X								X								19
8	MW-19						1340		3				X								X								20
9	MW-19i						1410		3				X								X								21
10	MW-20						1150		3				X								X								22
11	MW-24						1225		3				X								X								23
12	Dup A						1155		3				X								X								24

ADDITIONAL COMMENTS	RELINQUISHED BY / AFFILIATION	DATE	TIME	ACCEPTED BY / AFFILIATION	DATE	TIME	SAMPLE CONDITIONS: Temp in °C	Received on Ice (Y/N)	Custody Sealed Cooler (Y/N)	Samples Intact (Y/N)
	[signature] Pace	10.13.21	1300	[signature] Pace	10.13.21	1136				
	[signature] Pace	10/13/21	18:00	[signature] Pace	10/13/21	13:00	2.0			
	[signature] Pace	10/13/21	18:00	[signature] Pace	10/13/21	1800	1.6 0.7 0.9	Y	N	Y

SAMPLER NAME AND SIGNATURE

PRINT Name of SAMPLER: JS

SIGNATURE of SAMPLER:

DATE Signed (MM/DD/YY):

*Important Note: By signing this form you are accepting Pace's NET 30 day payment terms and agreeing to late charges of 1.5% per month for any invoices not paid within 30 days.

F-ALL-Q-020rev.08, 12-Oct-2007

Pace Analytical
www.pacelabs.com

CHAIN-OF-CUSTODY / Analytical Request Document

The Chain-of-Custody is a LEGAL DOCUMENT. All relevant fields must be completed accurately.

Page: 3 of 3

Section A Required Client Information:

Company:	Petra-Tech Environmental, LLC
Address:	2435 East North Street, STE 1108-202
	Greenville, South Carolina 29615
Email To:	tslack@petratechenv.com
Phone:	Fax:
Requested Due Date/TAT:	

Section B Required Project Information:

Report To:	
Copy To:	
Purchase Order No.:	
Project Name:	92562266 Westside Resample
Project Number:	

Section C Invoice Information:

Attention:	Petra-Tech
Company Name:	
Address:	
Pace Quote Reference:	
Pace Project Manager:	
Pace Profile #:	

REGULATORY AGENCY

☐ NPDES ☐ GROUND WATER ☐ DRINKING WATER
☑ UST ☐ RCRA ☐ OTHER

Site Location STATE:

Section D Required Client Information

SAMPLE ID (A-Z, 0-9 / -) Sample IDs MUST BE UNIQUE

Valid Matrix Codes

MATRIX	CODE
DRINKING WATER	DW
WATER	WT
WASTE WATER	WW
PRODUCT	P
SOIL/SOLID	SL
OIL	OL
WIPE	WP
AIR	AR
OTHER	OT
TISSUE	TS

ITEM #	SAMPLE ID	MATRIX CODE (see valid codes to left)	SAMPLE TYPE (G=GRAB C=COMP)	COLLECTED COMPOSITE START DATE	COLLECTED COMPOSITE START TIME	COLLECTED COMPOSITE END/GRAB DATE	COLLECTED COMPOSITE END/GRAB TIME	SAMPLE TEMP AT COLLECTION	# OF CONTAINERS	Preservatives: Unpreserved	H_2SO_4	HNO_3	HCl	NaOH	$Na_2S_2O_3$	Methanol	Other	Analysis Test Y/N	8260B BTEX+M+N	8260 BTEXMN12-DCA8o	8011 EDB	6010 Lead	8270 PAHs	TPH-GRO	TPH-DRO	Grain Size With Hydro	TOC	Residual Chlorine (Y/N)	Pace Project No./ Lab I.D. 92566778
1	Dup B	WT	G	10/11/21			1315		3				X								X						25
2	Dup C						1255		3				X								X						26
3	Field Blanks						1300		3				X								X						27
4	~~Trip Blanks~~																										
5	MW-12			10/11/21			1310		3				X								X						28
6	MW-02						1250		3				X								X						29
7																											
8																											
9																											
10																											
11																											
12																											

ADDITIONAL COMMENTS	RELINQUISHED BY / AFFILIATION	DATE	TIME	ACCEPTED BY / AFFILIATION	DATE	TIME	SAMPLE CONDITIONS
				Pace	10.13.21	1136	
	Pace	10.13.21	1300		10/13/21	1300	2.0
		10/13/21	18:00	Pace	10/13/21	1800	1.6 0.9 0.7

SAMPLER NAME AND SIGNATURE					
PRINT Name of SAMPLER:			Temp in °C	Received on Ice (Y/N)	Custody Sealed Cooler (Y/N)	Samples Intact (Y/N)
SIGNATURE of SAMPLER:	DATE Signed (MM/DD/YY):		Y	N	Y

*Important Note: By signing this form you are accepting Pace's NET 30 day payment terms and agreeing to late charges of 1.5% per month for any invoices not paid within 30 days.

WESTSIDE QUICK STOP – UST PERMIT #12430

APPENDIX D

November 26, 2021

MR. MIKE WRIGHT
450 DOVE HILL CIRCLE
EASLEY, SC 29640

Subject: **Report of Groundwater Sampling August 2020 – Abbreviated Copy**
Westside Quick Stop
821 West Parker Road
Greenville, Greenville County, South Carolina
SCDHEC UST Permit #12430
PTE Job No. J21-977b

Dear property owner:

Please find enclosed a copy of the *Report of Groundwater Sampling September 2021* for your records. The report describes activities performed on behalf of UST Permit #12430 located at 821 West Parker Road in Greenville, Greenville County, South Carolina. The Assessment activities were performed in response to the South Carolina Department of Health and Environmental Control's directive letter dated June 16, 2021. The report is distributed to owners of properties where assessment activities may have been performed and to those who expressed interest in the assessment findings.

If you have any questions regarding the above mentioned assessment report, please do not hesitate to contact us or the South Carolina Department of Health and Environmental Control (SCDHEC) at:

SCDHEC – Ms. Morgan Thomas, Project Manager
Phone: 803.898.2889
Email: thomasma@dhec.sc.gov

Sincerely,

Petra-Tech Environmental

Trever Z. Slack, P.G.
Principal Hydrogeologist

November 26, 2021

DAVID ESPINOZA & LESLIE GUERRA
2209 W BLUE RIDGE DRIVE
GREENVILLE, SC 29611

Subject: **Report of Groundwater Sampling August 2020 – Abbreviated Copy**
Westside Quick Stop
821 West Parker Road
Greenville, Greenville County, South Carolina
SCDHEC UST Permit #12430
PTE Job No. J21-977b

Dear property owner:

Please find enclosed a copy of the *Report of Groundwater Sampling August 2020* for your records. The report describes activities performed on behalf of UST Permit #12430 located at 821 West Parker Road in Greenville, Greenville County, South Carolina. The Assessment activities were performed in response to the South Carolina Department of Health and Environmental Control's directive letter dated June 16, 2021. The report is distributed to owners of properties where assessment activities may have been performed and to those who expressed interest in the assessment findings.

If you have any questions regarding the above mentioned assessment report, please do not hesitate to contact us or the South Carolina Department of Health and Environmental Control (SCDHEC) at:

SCDHEC – Ms. Morgan Thomas, Project Manager
Phone: 803.898.2889
Email: thomasma@dhec.sc.gov

Sincerely,

Petra-Tech Environmental

Trever Z. Slack, P.G.
Principal Hydrogeologist

November 26, 2021

PAUL MCINTYRE
10 HOYT STREET
GREENVILLE, SC 29611

Subject: **Report of Groundwater Sampling August 2020 – Abbreviated Copy**
Westside Quick Stop
821 West Parker Road
Greenville, Greenville County, South Carolina
SCDHEC UST Permit #12430
PTE Job No. J21-977b

Dear property owner:

Please find enclosed a copy of the *Report of Groundwater Sampling August 2020* for your records. The report describes activities performed on behalf of UST Permit #12430 located at 821 West Parker Road in Greenville, Greenville County, South Carolina. The Assessment activities were performed in response to the South Carolina Department of Health and Environmental Control's directive letter dated June 16, 2021. The report is distributed to owners of properties where assessment activities may have been performed and to those who expressed interest in the assessment findings.

If you have any questions regarding the above mentioned assessment report, please do not hesitate to contact us or the South Carolina Department of Health and Environmental Control (SCDHEC) at:

SCDHEC – Ms. Morgan Thomas, Project Manager
Phone: 803.898.2889
Email: thomasma@dhec.sc.gov

Sincerely,

Petra-Tech Environmental

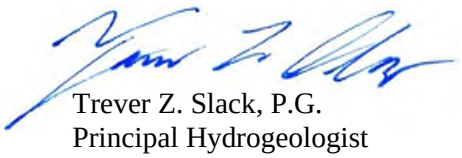

Trever Z. Slack, P.G.
Principal Hydrogeologist

November 26, 2021

PATRICIA BOBEN
805 WEST PARKER ROAD
GREENVILLE, SC 29611

Subject: **Report of Groundwater Sampling August 2020 – Abbreviated Copy**
Westside Quick Stop
821 West Parker Road
Greenville, Greenville County, South Carolina
SCDHEC UST Permit #12430
PTE Job No. J21-977b

Dear property owner:

Please find enclosed a copy of the *Report of Groundwater Sampling August 2020* for your records. The report describes activities performed on behalf of UST Permit #12430 located at 821 West Parker Road in Greenville, Greenville County, South Carolina. The Assessment activities were performed in response to the South Carolina Department of Health and Environmental Control's directive letter dated June 16, 2021. The report is distributed to owners of properties where assessment activities may have been performed and to those who expressed interest in the assessment findings.

If you have any questions regarding the above mentioned assessment report, please do not hesitate to contact us or the South Carolina Department of Health and Environmental Control (SCDHEC) at:

SCDHEC – Ms. Morgan Thomas, Project Manager
Phone: 803.898.2889
Email: thomasma@dhec.sc.gov

Sincerely,

Petra-Tech Environmental

Trever Z. Slack, P.G.
Principal Hydrogeologist

November 26, 2021

RTC REAL ESTATE II LLC
149 LAKE FOREST CIRCLE
EASLEY, SC 29642

Subject: **Report of Groundwater Sampling August 2020 – Abbreviated Copy**
Westside Quick Stop
821 West Parker Road
Greenville, Greenville County, South Carolina
SCDHEC UST Permit #12430
PTE Job No. J21-977b

Dear property owner:

Please find enclosed a copy of the *Report of Groundwater Sampling August 2020* for your records. The report describes activities performed on behalf of UST Permit #12430 located at 821 West Parker Road in Greenville, Greenville County, South Carolina. The Assessment activities were performed in response to the South Carolina Department of Health and Environmental Control's directive letter dated June 16, 2021. The report is distributed to owners of properties where assessment activities may have been performed and to those who expressed interest in the assessment findings.

If you have any questions regarding the above mentioned assessment report, please do not hesitate to contact us or the South Carolina Department of Health and Environmental Control (SCDHEC) at:

SCDHEC – Ms. Morgan Thomas, Project Manager
Phone: 803.898.2889
Email: thomasma@dhec.sc.gov

Sincerely,

Petra-Tech Environmental

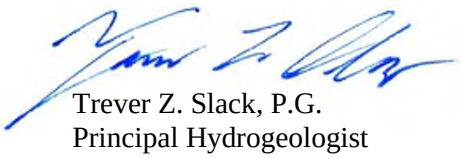

Trever Z. Slack, P.G.
Principal Hydrogeologist

November 26, 2021

MICHAEL POORE
149 LAKE FOREST CIRCLE
EASLEY, SC 29642

Subject: **Report of Groundwater Sampling August 2020 – Abbreviated Copy**
Westside Quick Stop
821 West Parker Road
Greenville, Greenville County, South Carolina
SCDHEC UST Permit #12430
PTE Job No. J21-977b

Dear property owner:

Please find enclosed a copy of the *Report of Groundwater Sampling August 2020* for your records. The report describes activities performed on behalf of UST Permit #12430 located at 821 West Parker Road in Greenville, Greenville County, South Carolina. The Assessment activities were performed in response to the South Carolina Department of Health and Environmental Control's directive letter dated June 16, 2021. The report is distributed to owners of properties where assessment activities may have been performed and to those who expressed interest in the assessment findings.

If you have any questions regarding the above mentioned assessment report, please do not hesitate to contact us or the South Carolina Department of Health and Environmental Control (SCDHEC) at:

SCDHEC – Ms. Morgan Thomas, Project Manager
Phone: 803.898.2889
Email: thomasma@dhec.sc.gov

Sincerely,

Petra-Tech Environmental

Trever Z. Slack, P.G.
Principal Hydrogeologist

November 26, 2021

ANKUR PATEL
SHREE GAJVAKRA LLC
205 FAIRWAY DRIVE
LAURENS, SC 29360

Subject: **Report of Groundwater Sampling August 2020 – Abbreviated Copy**
Westside Quick Stop
821 West Parker Road
Greenville, Greenville County, South Carolina
SCDHEC UST Permit #12430
PTE Job No. J21-977b

Dear property owner:

Please find enclosed a copy of the *Report of Groundwater Sampling August 2020* for your records. The report describes activities performed on behalf of UST Permit #12430 located at 821 West Parker Road in Greenville, Greenville County, South Carolina. The Assessment activities were performed in response to the South Carolina Department of Health and Environmental Control's directive letter dated June 16, 2021. The report is distributed to owners of properties where assessment activities may have been performed and to those who expressed interest in the assessment findings.

If you have any questions regarding the above mentioned assessment report, please do not hesitate to contact us or the South Carolina Department of Health and Environmental Control (SCDHEC) at:

SCDHEC – Ms. Morgan Thomas, Project Manager
Phone: 803.898.2889
Email: thomasma@dhec.sc.gov

Sincerely,

Petra-Tech Environmental

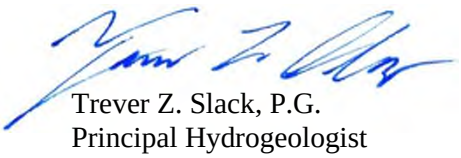

Trever Z. Slack, P.G.
Principal Hydrogeologist

WESTSIDE QUICK STOP – UST PERMIT #12430

APPENDIX E

Contractor Checklist

For each report submitted to the UST Management Division, the contractor will be required to verify that all data elements for the required scope of work have been provided. For items not required for the scope of work, the N/A box should be checked. For items required and not completed or provided, the No box should be checked and a thorough description of the reason must be provided.

Item #	Item	Yes	No	N/A
1	Is Facility Name, Permit #, and address provided?	✓		
2	Is UST Owner/Operator name, address, & phone number provided?	✓		
3	Is name, address, & phone number of current property owner provided?	✓		
4	Is the DHEC Certified UST Site Rehabilitation Contractor's Name, Address, telephone number, and certification number provided?	✓		
5	Is the name, address, telephone number, and certification number of the well driller that installed borings/monitoring wells provided?			✓
6	Is the name, address, telephone number, and certification number of the certified laboratory(ies) performing analytical analyses provided?	✓		
7	Has the facility history been summarized?	✓		
8	Has the regional geology and hydrogeology been described?			✓
9	Are the receptor survey results provided as required?			✓
10	Has current use of the site and adjacent land been described?			✓
11	Has the site-specific geology and hydrogeology been described?			✓
12	Has the primary soil type been described?			✓
13	Have field screening results been described?			✓
14	Has a description of the soil sample collection and preservation been detailed?			✓
15	Has the field screening methodology and procedure been detailed?			✓
16	Has the monitoring well installation and development dates been provided?			✓
17	Has the method of well development been detailed?			✓
18	Has justification been provided for the locations of the monitoring wells?			✓
19	Have the monitoring wells been labeled in accordance with the UST QAPP guidelines?	✓		
20	Has the groundwater sampling methodology been detailed?	✓		
21	Have the groundwater sampling dates and groundwater measurements been provided?	✓		
22	Has the purging methodology been detailed?	✓		
23	Has the volume of water purged from each well been provided along with measurements to verify that purging is complete?	✓		
24	If free-product is present, has the thickness been provided?	✓		
25	Does the report include a brief discussion of the assessment done and the results?	✓		
26	Does the report include a brief discussion of the aquifer evaluation and results?			✓
27	Does the report include a brief discussion of the fate & transport models used?			✓

Item #	Item	Yes	No	N/A
28	Are the site-conceptual model tables included? (Tier 1 Risk Evaluation)			✓
29	Have the exposure pathways been analyzed? (Tier 2 Risk Evaluation)			✓
30	Have the SSTLs for each compound and pathway been calculated? (Tier 2 Risk Evaluation)			✓
31	Have recommendations for further action been provided and explained?	✓		
32	Has the soil analytical data for the site been provided in tabular format? (Table 1)			✓
33	Has the potentiometric data for the site been provided in tabular format? (Table 2)	✓		
34	Has the current and historical laboratory data been provided in tabular format?	✓		
35	Have the aquifer characteristics been provided and summarized on the appropriate form?			✓
36	Have the Site conceptual model tables been included? (Tier 1 Risk Evaluation)			✓
37	Has the topographic map been provided with all required elements? (Figure 1)	✓		
38	Has the site base map been provided with all required elements? (Figure 2)	✓		
39	Have the CoC site maps been provided? (Figure 3 & Figure 4)			✓
40	Has the site potentiometric map been provided? (Figure 5)			✓
41	Have the geologic cross-sections been provided? (Figure 6)			✓
42	Have maps showing the predicted migration of the CoCs through time been provided? (Tier 2 Risk Evaluation)			✓
43	Has the site survey been provided and include all necessary elements? (Appendix A)			✓
44	Have the sampling logs, chain of custody forms, and the analytical data package been included with all required elements? (Appendix B)	✓		
45	Is the laboratory performing the analyses properly certified?	✓		
46	Has the tax map been included with all necessary elements? (Appendix C)			✓
47	Have the soil boring/field screening logs been provided? (Appendix D)			✓
48	Have the well completion logs, DHEC Form 2099, and DHEC Form 1903 been provided? (Appendix E)			✓
49	Have the aquifer evaluation forms, data, graphs, equations, etc. been provided? (Appendix F)			✓
50	Have the disposal manifests been provided? (Appendix G)	✓		
51	Has a copy of the local zoning regulations been provided? (Appendix H)			✓
52	Has all fate and transport modeling been provided? (Appendix I)			✓
53	Have copies of all access agreements obtained by the contractor been provided? (Appendix J)			✓
54	Has a copy of this form been attached to the final report and are explanations for any missing or incomplete data been provided?	✓		

Explanation for missing and incomplete information?

Project Verifier (signature) Mary K. Jones

(print name) Mary K. Jones

Date 11/26/2021

dhec
Healthy People. Healthy Communities.

DEC 21 2021



WESTSIDE QUIK STOP INC
821 W PARKER RD
GREENVILLE SC 29611

SHREE GAJVAKRA LLC
205 FAIRWAY DR
LAURENS SC 29360

Re: **Aggressive Fluid and Vapor Recovery Notice to Proceed**
Westside Quick Stop, 821 W. Parker Rd., Greenville, SC
UST Permit #12430; Release #1 CA #64879, Release #2 CA #64880
Release #1 reported June 7, 2012
Release #2 reported October 23, 2012
Groundwater Monitoring Report received November 29, 2021
Greenville County

To Whom It May Concern:

The Underground Storage Tank Management Division (UST Division) of the South Carolina Department of Health and Environmental Control (DHEC) has reviewed the above referenced report which documents free-phase product (FPP) or Chemicals of Concern (CoC) in the subsurface as a result of the above referenced release.

In accordance with Section 280.64 of the South Carolina Underground Storage Tank Control Regulations R.61-92, an Aggressive Fluid and Vapor Recovery (AFVR) event may proceed immediately upon receipt of this letter. Two 96-hour events utilizing monitoring wells MW-24, RW-1, and RW-2 should be performed. The target stinger depth is 30 feet in all wells. Off-gas treatment will be necessary. All work should be conducted as outlined in this directive and in compliance with the current revision of the UST Quality Assurance Program Plan (QAPP). For the most updated AFVR procedures, refer to Section B1.IV.g of the QAPP. **Any variance from the QAPP procedures will be approved on a site specific basis and should be submitted to the UST Division in writing.**

Please notify the Project Manager as soon as the event has been scheduled.

The AFVR Report should be submitted within 90 days from the date of this correspondence. Please note that all applicable South Carolina certification requirements apply to the services and report preparation. All site rehabilitation activities must be performed and submitted by a South Carolina Certified Underground Storage Tank Site Rehabilitation Contractor.

Your contractor can submit an invoice for direct payment from the State Underground Petroleum Environmental Response Bank (SUPERB) Account for pre-approved costs. By law, the SUPERB Account cannot compensate any costs that are not pre-approved. If the invoice is not submitted within 120 days from the date of this letter, monies allocated to pay this invoice will be uncommitted. This means that the invoice will not be processed for payment until all other committed funds are paid or monies become available.

Pursuant to S.C. Code Ann. Section 44-2-40(D), "The SUPERB Account and the SUPERB Financial Responsibility Fund shall provide combined coverage for site rehabilitation and third party claims, respectively, not to exceed one million dollars per occurrence". According to UST Division records, approximately $120,330.52 has been expended from the SUPERB Account to date for Release #1, as well as $143,067.32 from Release #2. This scope of work, as recommended by your contractor, is anticipated to cost approximately $43,608.20 in total.

Please note that all costs associated with this scope of work should be split evenly between both releases.

Please note that Sections 44-2-110(4) and 44-2-130 of the SUPERB Statute state that no costs will be allowed unless prior approval is obtained from the UST Division. If for any reason additional tasks will be completed, these additional tasks and the associated cost must be preapproved by DHEC for the cost to be paid. DHEC reserves the authority to pay only for work properly performed and/or technically justified and will only pay rates in accordance with established criteria. Further, DHEC reserves the right to question and/or reject costs if deemed unreasonable and the right to audit project records at any time during the project or after completion of work.

DHEC grants pre-approval for transportation of virgin petroleum impacted soil and groundwater from the referenced site to a permitted treatment facility. The transport and disposal must be conducted in accordance with the QAPP. If CoC concentrations, based on laboratory analysis, are below Risk Based Screening Levels, please contact the Project Manager for approval to dispose of soil and/or groundwater on site. The SUPERB Account will not reimburse for transportation or treatment of soil and/or groundwater with concentrations below RBSLs.

On all correspondence concerning this site, please reference the UST Permit number above. Should you have any questions, please contact me by phone at (803) 898-2889, by fax at (803) 898-0673, or by email at thomasma@dhec.sc.gov.

Sincerely,

Morgan Thomas

Morgan Thomas, Hydrogeologist
Corrective Action & Quality Assurance Section
Underground Storage Tank Management Division
Bureau of Land and Waste Management

enc: Approved Cost Agreement

cc: Environmental Laboratories Inc., PO Box 1729, Travelers Rest, SC 29690 (w/ enc)
Technical file (w/ enc)

Approved Cost Agreement 64879

Facility: 12430 WESTSIDE QUICK STOP
THOMASMA
PO Number:

Task / Description Categories	Item Description	Qty / Pct	Unit Price	Amount
S REPORT PROJECT MANAGEMENT				
	S REPORT PREP & PROJ. MANAGEMENT	0.1200	$19,467.950	2,336.15
W AFVR				
	14 AFVR SITE RECONNAISSANCE	0.5000	$216.870	108.44
	16 AFVR EFFLUENT DISPOSAL	10,000.0000	$0.470	4,700.00
	17 AFVR MOB - DEMOB	1.0000	$417.730	417.73
	4 96 HOUR EVENT	1.0000	$13,409.520	13,409.52
	8 OFF GAS TREATMENT 96 HOUR	1.0000	$832.260	832.26
		Total Amount		21,804.10

Approved Cost Agreement 64880

Facility: 12430 WESTSIDE QUICK STOP
THOMASMA
PO Number:

Task / Description	Categories	Item	Description	Qty / Pct	Unit Price	Amount
S	REPORT PROJECT MANAGEMENT					
		S	REPORT PREP & PROJ. MANAGEMENT	0.1200	$19,467.950	2,336.15
W	AFVR					
		14	AFVR SITE RECONNAISSANCE	0.5000	$216.870	108.44
		16	AFVR EFFLUENT DISPOSAL	10,000.0000	$0.470	4,700.00
		17	AFVR MOB - DEMOB	1.0000	$417.730	417.73
		4	96 HOUR EVENT	1.0000	$13,409.520	13,409.52
		8	OFF GAS TREATMENT 96 HOUR	1.0000	$832.260	832.26
				Total Amount		21,804.10

CD's Information

Date Received: 4-27-22

Permit Number: 12430

Project Manager: Morgan Thomas

Contractor: petra-tech

Description: AFVR rpt

Docket Number: 59T **Initials:** _____

Scanned by: _____

Verified by: _____

REPORT OF LONG-TERM AFVR/MMPE EVENTS

Westside Quick Stop
SCDHEC UST Permit #12430
821 West Parker Road
Greenville, South Carolina
Greenville County

Cost Agreement #64879 & 64880

PTE Job No. J21-977c

April 20, 2022

petra-tech ENVIRONMENTAL, LLC
ENGINEERS & CONSULTANTS

SCDHEC Certified UST Contractor No. 436

Petra-Tech Environmental
2435 East North Street
Suite 1108-202
Greenville, SC 29615

www.petratechenv.com

April 20, 2022

South Carolina Department of Health and Environmental Control
Bureau of Underground Storage Tank Management
2600 Bull Street
Columbia, South Carolina 29201-1708

Attention: Morgan Thomas
Hydrogeologist

Subject: **Report of Long-Term AFVR/MMPE Events**
Westside Quick stop
821 West Parker Road
Greenville, Greenville County, South Carolina
SCDHEC UST Permit #12430; CA#64879 & 64880
PTE Job No. J21-977c

Dear Ms. Thomas:

Pursuant to the South Carolina Department of Health and Environmental Control's directive letter (Cost Agreement #64879 & 64880) dated December 21, 2021, Petra-Tech Environmental, LLC submits herein the results of two 96-hour long-term AFVR/MMPE events performed at the Westside Quick Stop site. This report is being submitted on behalf of Westside Quick Stop and Environmental Laboratories, Inc.

Please do not hesitate to contact us at 864.631.2490 if you have any questions concerning this submittal.

Sincerely,

Petra-Tech Environmental

Trever Z. Slack, P.G.
Principal Hydrogeologist
Registered, South Carolina #2565



1.0 PROJECT INFORMATION

The subject property is located at 821 West Parker Road in Greenville, Greenville County, South Carolina (**Figure 1**) and currently operates as a retail petroleum fueling station and convenience store. According to the South Carolina Department of Health and Environmental Control Online Underground Storage Tank Registry database, three underground storage tanks (one 1,000-gallon kerosene and two 6,000-gallon regular gasoline) are currently in use at the site. Additionally, a 4,000-gallon super/premium gasoline underground storage tank is located at the site and is currently classified as extended-out-of-use. Two separate releases have been reported at the site.

The South Carolina Department of Health and Environmental Control issued an Aggressive Fluid Vapor Recovery directive letter for the subject site requiring the completion of two 96-hour long term AFVR/MMPE events at the subject site utilizing wells 12430-MW24, 12430-RW01, and 12430-RW02. The results of the long-term AFVR/MMPE events are included herein.

2.0 LONG-TERM AFVR/MMPE EVENT SUMMARY 1 of 2 12430-MW24, 12430-RW01, & 12430-RW02

A 96-hour long-term AFVR / MMPE event was completed at the subject site between Monday, February 28, 2022 and Friday, March 4, 2022. The 96-hour event was conducted on monitoring well 12430-MW24, and on recovery wells 12430-RW01 and 12430-RW02 (**Figure 2**). A geologist was on-site for initial event setup, and periodic observation and monitoring of the event throughout the week, and a field technician remained on-site throughout the event for monitoring and data collection. The long-term AFVR/MMPE event was performed using a Dekker DVO450B-KA1 30 HP liquid ring vacuum pump.

Prior to initiating the event, Petra-Tech Environmental staff gauged the wells using a Solinst® Interface Meter. 0.26-feet of free-phase petroleum product was detected in groundwater monitoring well 12430-MW24, 0.25-feet of free-phase petroleum product was detected in recovery well 12430-RW01, and 0.03-feet of free-phase petroleum product was detected in recovery well 12430-RW02 prior to the AFVR event. The long-term AFVR/MMPE event was initiated at 1000 on Monday, February 28, 2022 and concluded at 1000 on Friday, March 4, 2022. The general weather conditions observed during this period of time were variable; with daily high temperatures ranging from 49º to 83º Fahrenheit and low temperatures ranging from 37º to 41º Fahrenheit. No rainfall was recorded during the event.

Throughout the duration of the event, a continuous vacuum ranging from 13 to 17 inches of mercury was applied to monitoring well 12430-MW24, and to recovery wells 12430-RW01 and 12430-RW02. The extraction stinger was lowered at 6-inch intervals in the wells from the free-phase product / water table interface to a target depth of approximately 30 feet within the first 8-hours of the event. Stinger depths were varied thereafter to maximize free-phase petroleum product and vapor recovery based on conditions observed in the field. Vacuum and field measurements recorded throughout the event are summarized in **Attachment A**. The vacuum in addition to depth-to-water was also measured in adjacent monitoring wells 12430-MW21 and 12430-MW25 using magnahelic gauges and an interface probe to evaluate the vacuum's radius of influence. Radius of influence gauging data observed during the event is summarized in **Attachment A**.

Due to the close proximity of the site to places of public business, volatile air emissions were treated on-site utilizing a granulated activated carbon (GAC) unit. Influent and effluent vapor concentrations were measured throughout the event using an IonScience Tiger handheld VOC Photo Ionization Detector (PID). Air emissions pre-treatment and post-treatment concentrations are summarized in **Attachment A**.

3.0 LONG-TERM AFVR/MMPE EVENT SUMMARY 2 of 2
12430-MW24, 12430-RW01, & 12430-RW02

A 96-hour long-term AFVR / MMPE event was completed at the subject site between Monday, March 28, 2022 and Friday, April 1, 2022. The 96-hour event was conducted on monitoring well 12430-MW24, and on recovery wells 12430-RW01 and 12430-RW02 (**Figure 2**). A geologist was on-site for initial event setup, and periodic observation and monitoring of the event throughout the week, and a field technician remained on-site throughout the event for monitoring and data collection. The long-term AFVR/MMPE event was performed using a Dekker DVO450B-KA1 30 HP liquid ring vacuum pump.

Prior to initiating the event, Petra-Tech Environmental staff gauged the wells using a Solinst® Interface Meter. 0.03-feet of free-phase petroleum product was detected in groundwater monitoring well 12430-MW24, 0.06-feet of free-phase petroleum product was detected in recovery well 12430-RW01, and 0.01-feet of free-phase petroleum product was detected in recovery well 12430-RW02 prior to the AFVR event.. However, it should be noted that water levels were above the top of the screen in groundwater monitoring well 12430-MW24, precluding accurate free-product thickness measurements. The long-term AFVR/MMPE event was initiated at 1030 on Monday, March 28, 2022 and concluded at 1030 on Friday, April 1, 2022. The general weather conditions observed during this period of time were variable; with daily high temperatures ranging from 65º to 76º Fahrenheit and low temperatures ranging from 38º to 61º Fahrenheit. 0.18-inches of rainfall was recorded on March 31, 2022.

Throughout the duration of the event, a continuous vacuum ranging from 14 to 15 inches of mercury was applied to monitoring wells 12430-MW24, and to recovery wells 12430-RW01 and 12430-RW02. The extraction stinger was lowered at 6-inch intervals in the wells from the free-phase product / water table interface to a target depth of approximately 30 feet within the first 8-hours of the event. Stinger depths were varied thereafter to maximize free-phase petroleum product and vapor recovery based on conditions observed in the field. Vacuum and field measurements recorded throughout the event are summarized in **Attachment B**. The vacuum in addition to depth-to-water was also measured in adjacent monitoring wells 12430-MW21 and 12430-MW25 using magnahelic gauges and an interface probe to evaluate the vacuum's radius of influence. Radius of influence gauging data observed during the event is summarized in **Attachment B**.

Due to the close proximity of the site to places of public business, volatile air emissions were treated on-site utilizing a granulated activated carbon (GAC) unit. Influent and effluent vapor concentrations were measured throughout the event using an IonScience Tiger handheld VOC Photo Ionization Detector (PID). Air emissions pre-treatment and post-treatment concentrations are summarized in **Attachment B**.

4.0 RESULTS & RECOMMENDATIONS

A total volume of approximately 15,050 gallons of petroleum impacted liquid was recovered from the site during the first 96-hour event conducted on groundwater monitoring well 12430-MW24, and on recovery wells 12430-RW01 and 12430-RW02. Of this amount, approximately 15 gallons was gauged as separated phase petroleum product. Additionally, 370 pounds of gasoline which is equivalent to approximately 59.3 gallons of gasoline was recovered in vapor phase. Waste transportation and disposal records for the petroleum impacted groundwater recovered during the event is provided in **Attachment C**.

A total volume of approximately 13,745 gallons of petroleum impacted liquid was recovered from the site during the second 96-hour event conducted on groundwater monitoring well 12430-MW24, and on recovery wells 12430-RW01 and 12430-RW02. Of this amount, approximately 5 gallons was gauged as separated phase petroleum product. Additionally, 261 pounds of gasoline which is equivalent to approximately 41.7

gallons of gasoline was recovered in vapor phase. Waste transportation and disposal records for the petroleum impacted groundwater recovered during the event. Waste transportation and disposal records for the petroleum impacted groundwater recovered during the event is provided in **Attachment D**.

Based on the results of the current scope of work, the 96-Hour Aggressive Fluid Vapor Recovery event was effective in removing petroleum product as both free-phase and vapor phase, and continue to serve as a critical remedial measure in the removal of free-product at the site. Petra-Tech Environmental recommends a series of two additional 96-hour AFVR events at the site to continue free-phase petroleum product removal, followed by the completion of a comprehensive groundwater sampling event.

FIGURES



Reference: USGS 7.5-Minute series Greenville Quadrangle - 2011; Contour Interval = 10 feet

500 250 0 500

APPROXIMATE SCALE IN FEET

N

SITE

Title	Site Location Map
Project	Westside Quick Stop (UST Permit #12430) 821 W. Parker Road Greenville, South Carolina Greenville County
Date	07/01/2016
Job No.	J16-232-A

petra-tech ENVIRONMENTAL, LLC ENGINEERS & CONSULTANTS

Figure No. 1

REFERENCE: Site Survey by Souther Land Surveying dated 4 May 2017; Revised 2 October 2017

30 15 0 60 120

W BLUE RIDGE DR

W PARKER RD.

TRANSMISSION LINE

GRASS

GRAVEL

VACUUM

ASPHALT

ISLAND

CHAINLNK FENCE

MW-1
MW-2
MW-4
MW-4i
MW-5
MW-6
MW-7
MW-8
MW-9
MW-10
MW-11
MW-12
MW-12i
MW-14
MW-14i
MW-15
MW-15i
MW-16
MW-17
MW-18
MW-21
MW-22
MW-22i
MW-24
MW-25
MW-26
MW-26i
MW-27
MW-28
MW-X
MW-XR
RW-1
RW-2
RW-3

Approximat
suspected out-of-service
private water supply well

12430-RW02

Date	Depth to Free-Product / Depth to Water	Free-Product Thickness (Feet)
05/18/2018 Pre-AFVR	23.04 / 26.84	3.80
05/22/2018 Post AFVR	29.42 / 29.52	0.10
02/08/2021 Pre-AFVR	20.68 / 21.13	0.45
02/12/2021 Post-AFVR	-- / 26.23	0.00
03/22/2021 Pre-AFVR	-- / 20.04	0.00
03/25/2021 Post-AFVR	-- / 24.89	0.00
02/28/2022 Pre-AFVR	23.91 / 23.94	0.03
03/04/2022 Post-AFVR	-- / 24.71	0.00
03/28/2022 Pre-AFVR	21.89 / 21.90	0.01
04/01/2022 Post-AFVR	-- / 23.33	0.00

12430-MW24

Date	Depth to Free-Product / Depth to Water	Free-Product Thickness (Feet)
05/14/2018 Pre-AFVR	23.17 / 27.28	4.11
05/18/2018 Post AFVR	25.21 / 25.25	0.04
05/18/2018 Pre-AFVR	23.73 / 25.45	1.72
05/22/2018 Post-AFVR	26.21 / 26.58	0.37
01/13/2020 Pre-AFVR	23.14 / 23.95	0.81
01/17/2020 Post-AFVR	-- / 23.24	0.00
02/08/2021 Pre-AFVR	-- / 20.74	0.00
02/12/2021 Post-AFVR	-- / 24.68	0.00
03/22/2021 Pre-AFVR	-- / 19.65	0.00
03/25/2021 Post-AFVR	-- / 25.42	0.00
02/28/2022 Pre-AFVR	22.95 / 23.21	0.26
03/04/2022 Post-AFVR	-- / 25.61	0.00
03/28/2022 Pre-AFVR	21.95 / 21.98	0.03
04/01/2022 Post-AFVR	-- / 26.03	0.00

12430-MW01

Date	Depth to Free-Product / Depth to Water	Free-Product Thickness (Feet)
05/18/2018 Pre-AFVR	21.39 / 25.65	4.26
05/22/2018 Post-AFVR	26.25 / 26.38	0.13
01/13/2020 Pre-AFVR	21.15 / 21.59	0.44
01/17/2020 Post-AFVR	-- / 21.10	0.00

12430-RW01

Date	Depth to Free-Product / Depth to Water	Free-Product Thickness (Feet)
05/14/2018 Pre-AFVR	23.30 / 27.89	4.59
05/18/2018 Post-AFVR	25.31 / 25.81	0.50
01/13/2020 Pre-AFVR	22.45 / 24.64	2.19
01/17/2020 Post-AFVR	-- / 25.94	0.00
02/08/2021 Pre-AFVR	-- / 21.13	0.00
02/12/2021 Post-AFVR	-- / 25.72	0.00
03/22/2021 Pre-AFVR	-- / 19.63	0.00
03/25/2021 Post-AFVR	-- / 26.07	0.00
02/28/2022 Pre-AFVR	23.13 / 23.38	0.25
03/04/2022 Post-AFVR	-- / 26.49	0.00
03/28/2022 Pre-AFVR	22.32 / 22.38	0.06
04/01/2022 Post-AFVR	-- / 27.62	0.00

12430-MW0X

Date	Depth to Free-Product / Depth to Water	Free-Product Thickness (Feet)
05/14/2018 Pre-AFVR	--/ 24.93	0.00
05/18/2018 Post-AFVR	-- / 26.74	0.00

Groundwater Monitoring Well

N

Title	Well Location Map
Project	Westside Quick Stop (UST Permit #12430) 821 West Parker Road Greenville, South Carolina Greenville County
Date	04/20/2022
Job No.	J21-977C

petra-tech ENVIRONMENTAL, LLC ENGINEERS & CONSULTANTS

Figure No. 2

WESTSIDE QUICK STOP – UST PERMIT #12430
LONG-TERM AFVR/MMPE EVENTS

ATTACHMENT A

AFVR / MMPE Field Measurements & Emissions Calculations

Westside Quick Stop - UST Permit #12430

12430-MW24, 12430-RW01, & 12430-RW02

		Extraction Wells						Radius of Influence Monitoring				Emissions Field Measurements							Emission Calculations								
		MW24		RW01		RW02		MW25		MW21		System Vacuum	Effluent Volumetric Flow	Effluent Temp.	Relative Humidity	Vapor Conc. Pre-Treatment	Vapor Conc. Post Treatment	Elapsed Time	Q_{std}	PPM_d	PPM_c	K	C_{cm}	C_c	PMR_c	PMR_g	PMR_g
Date	Time	Stinger Depth (feet)	Vacuum (in. HG)	Stinger Depth (feet)	Vacuum (in. HG)	Stinger Depth (feet)	Vacuum (in. HG)	Vacuum (in. H2O)	Depth to Water (ft BTOC)	Vacuum (in. H2O)	Depth to Water (ft BTOC)	(in. HG)	(ACFM)	(F)	(%)	(ppm)	(ppm)	(hours)	(DSCFM)				(mg/dsm3)	(lb/dscf)	(lb/hr)	(lb/hr)	(gal/hr)
2/28/2022	1000	23.5	17.0	23.5	16.0	24.0	17.0	0.0	24.03	0.0	23.39	24.0	240	50	13.4	2,316	0.1	0.0	239.00	2,407.81	9,631.23	4	4,805.61	3.00E-04	4.3021	4.9789	0.7966
	1030	24.0	17.0	24.0	16.0	24.0	17.0	-	-	-	-	24.0	240	90	13.7	2,125	0.1	0.5	221.62	2,209.24	8,836.94	4	4,409.29	2.75E-04	3.6603	4.2360	0.6778
	1100	24.5	17.0	24.5	16.0	24.5	17.0	-	-	-	-	24.0	250	96	14.2	2,206	0.1	1.0	228.36	2,293.45	9,173.79	4	4,577.36	2.86E-04	3.9154	4.5313	0.7250
	1130	24.5	17.0	24.5	16.0	24.5	17.0	-	-	-	-	24.0	250	98	17.2	2,034	0.1	1.5	227.54	2,114.63	8,458.51	4	4,220.47	2.63E-04	3.5972	4.1630	0.6661
	1200	25.0	17.0	25.0	16.0	25.0	17.0	0.0	24.12	0.0	23.46	24.0	250	100	22.3	2,416	0.1	2.0	226.73	2,511.77	10,047.08	4	5,013.11	3.13E-04	4.2575	4.9272	0.7884
	1230	25.5	17.0	25.5	16.0	25.5	17.0					24.0	250	102	23.7	1,894	0.1	2.5	225.92	1,969.08	7,876.32	4	3,929.98	2.45E-04	3.3257	3.8489	0.6158
	1300	26.0	17.0	26.0	16.0	26.0	17.0	-	-	-	-	24.0	250	100	31.6	1,746	0.1	3.0	226.73	1,815.21	7,260.85	4	3,622.88	2.26E-04	3.0768	3.5608	0.5697
	1330	26.0	17.0	26.0	16.0	26.0	17.0	-	-	-	-	24.0	250	102	33.6	1,927	0.1	3.5	225.92	2,003.39	8,013.55	4	3,998.45	2.50E-04	3.3837	3.9160	0.6266
	1400	26.5	17.0	26.5	16.0	26.5	17.0	0.0	24.19	0.0	23.55	24.0	250	101	36.2	2,367	0.1	4.0	226.32	2,460.83	9,843.31	4	4,911.43	3.07E-04	4.1637	4.8187	0.7710
	1430	26.5	17.0	26.5	16.0	26.5	17.0	-	-	-	-	24.0	250	100	38.7	1,964	0.1	4.5	226.73	2,041.85	8,167.41	4	4,075.22	2.54E-04	3.4610	4.0054	0.6409
	1500	27.0	17.0	27.0	16.0	27.0	17.0	-	-	-	-	24.0	250	103	20.9	1,354	0.1	5.0	225.52	1,407.67	5,630.69	4	2,809.50	1.75E-04	2.3733	2.7466	0.4395
	1530	27.5	17.0	27.5	16.0	27.5	17.0	-	-	-	-	24.0	250	98	22.9	1,394	0.1	5.5	227.54	1,449.26	5,797.03	4	2,892.50	1.81E-04	2.4653	2.8531	0.4565
	1600	28.0	17.0	28.0	16.0	28.0	17.0	0.0	24.28	0.0	23.62	24.0	250	96	20.4	1,420	0.1	6.0	228.36	1,476.29	5,905.16	4	2,946.45	1.84E-04	2.5203	2.9168	0.4667
	1630	28.5	17.0	28.5	16.0	28.5	17.0	-	-	-	-	24.0	250	98	21.3	1,448	0.1	6.5	227.54	1,505.40	6,021.60	4	3,004.54	1.88E-04	2.5608	2.9637	0.4742
	1700	29.0	17.0	29.0	16.0	29.0	17.0	-	-	-	-	24.0	250	99	21.6	1,536	0.1	7.0	227.13	1,596.89	6,387.55	4	3,187.14	1.99E-04	2.7116	3.1381	0.5021
	1730	29.5	17.0	29.5	16.0	29.5	17.0	-	-	-	-	24.0	250	99	20.5	1,857	0.1	7.5	227.13	1,930.61	7,722.45	4	3,853.20	2.41E-04	3.2783	3.7940	0.6070
	1800	30.0	17.0	30.0	16.0	30.0	17.0	0.0	24.35	0.0	23.67	24.0	250	99	23.1	2,020	0.1	8.0	227.13	2,100.07	8,400.29	4	4,191.42	2.62E-04	3.5660	4.1270	0.6603
	1900	30.0	17.0	30.0	16.0	30.0	17.0	-	-	-	-	24.0	250	97	28.7	1,894	0.1	9.0	227.95	1,969.08	7,876.32	4	3,929.98	2.45E-04	3.3556	3.8834	0.6214
	2000	30.0	17.0	30.0	16.0	30.0	17.0	-	-	-	-	24.0	250	98	30.6	1,593	0.1	10.0	227.54	1,656.15	6,624.59	4	3,305.41	2.06E-04	2.8173	3.2604	0.5217
	2100	30.0	17.0	30.0	16.0	30.0	17.0	-	-	-	-	24.0	250	98	43.4	1,647	0.1	11.0	227.54	1,712.29	6,849.15	4	3,417.46	2.13E-04	2.9128	3.3709	0.5394
	2200	30.0	17.0	30.0	16.0	30.0	17.0	0.0	24.39	0.0	23.71	24.0	250	91	49.8	1,708	0.1	12.0	230.43	1,775.71	7,102.82	4	3,544.03	2.21E-04	3.0590	3.5402	0.5664
	2300	30.0	17.0	30.0	16.0	30.0	17.0	-	-	-	-	24.0	250	90	57.2	1,568	0.1	13.0	230.85	1,630.16	6,520.62	4	3,253.54	2.03E-04	2.8134	3.2559	0.5209
	2400	30.0	17.0	30.0	16.0	30.0	17.0	0.0	24.45	0.0	23.74	24.0	250	89	62.1	1,653	0.1	14.0	231.27	1,718.53	6,874.10	4	3,429.91	2.14E-04	2.9713	3.4387	0.5502
No readings recorded between 2400 and 0800																											
3/1/2022	0800	30.0	15.0	30.0	16.0	30.0	16.0	0.0	24.66	0.0	24.82	24.0	230	82	31.6	1,763	0.3	22.0	22.00	1,832.89	7,331.54	4	3,658.16	2.28E-04	0.3015	0.3489	0.0558
	0900	24.0	15.0	24.0	16.0	24.0	16.0	-	-	-	-	24.0	230	86	29.8	2,773	0.3	23.0	23.00	2,882.92	11,531.69	4	5,753.87	3.59E-04	0.4957	0.5737	0.0918
	1000	24.0	15.0	24.0	16.0	24.0	16.0	0.0	24.68	0.0	24.86	24.0	230	92	28.7	2,731	0.3	24.0	24.00	2,839.26	11,357.03	4	5,666.72	3.54E-04	0.5094	0.5896	0.0943
	1200	24.0	15.0	24.0	16.0	24.0	16.0	0.0	24.71	0.0	24.90	24.0	240	100	28.9	2,644	0.3	26.0	26.00	2,748.81	10,995.24	4	5,486.20	3.43E-04	0.5343	0.6184	0.0989
	1400	24.5	15.0	24.5	16.0	24.5	16.0	0.0	24.73	0.0	24.91	24.0	240	102	27.6	2,596	0.3	28.0	28.00	2,698.91	10,795.63	4	5,386.60	3.36E-04	0.5650	0.6538	0.1046
	1600	24.5	15.0	24.5	16.0	24.5	16.0	0.0	24.73	0.0	24.91	24.0	240	100	27.2	2,563	0.3	30.0	30.00	2,664.60	10,658.39	4	5,318.13	3.32E-04	0.5976	0.6916	0.1107
	1800	24.5	15.0	24.5	16.0	24.5	16.0	0.0	24.74	0.0	24.92	24.0	240	102	25.9	2,543	0.3	32.0	32.00	2,643.81	10,575.22	4	5,276.63	3.29E-04	0.6325	0.7320	0.1171
	2000	25.0	15.0	25.0	16.0	25.0	16.0	0.0	24.74	0.0	24.91	24.0	240	98	28.1	2,559	0.3	34.0	34.00	2,660.44	10,641.76	4	5,309.83	3.31E-04	0.6762	0.7826	0.1252
	2200	25.0	15.0	25.0	16.0	25.0	16.0	0.0	24.73	0.0	24.92	24.0	240	98	30.5	2,557	0.3	36.0	36.00	2,658.36	10,633.44	4	5,305.68	3.31E-04	0.7155	0.8280	0.1325
	2400	25.0	15.0	25.0	16.0	25.0	16.0	0.0	24.73	0.0	24.90	24.0	240	90	31.0	2,508	0.3	38.0	38.00	2,607.42	10,429.67	4	5,204.00	3.25E-04	0.7407	0.8573	0.1372
No readings recorded between 2400 and 0800																											

Date	Time	MW02 Stinger Depth (feet)	MW02 Vacuum (in. HG)	MW02 Stinger Depth (feet)	MW02 Vacuum (in. HG)	RW02 Stinger Depth (feet)	RW02 Vacuum (in. HG)	MW26 Vacuum (in. H2O)	MW26 DTW (ft BTOC)	MW01R Vacuum (in. H2O)	MW01R DTW (ft BTOC)	System Vacuum (in. HG)	Effluent Volumetric Flow (ACFM)	Effluent Temp. (F)	Relative Humidity (%)	Vapor Conc. Pre-Treatment (ppm)	Vapor Conc. Post Treatment (ppm)	Elapsed Time (hours)	Q_{std} (DSCFM)	PPM_d	PPM_c	K	C_{cm} (mg/dsm3)	C_c (lb/dscf)	PMR_c (lb/hr)	PMR_g (lb/hr)	PMR_g (gal/hr)
3/2/2022	0800	25.0	15.0	25.0	16.0	25.0	16.0	0.0	24.75	0.0	24.93	24.0	250	82	39.6	2,571	0.3	46.0	234.26	2,672.92	10,691.66	4	5,334.73	3.33E-04	4.6811	5.4175	0.8668
	1000	25.0	15.0	25.0	16.0	25.0	16.0	0.0	24.75	0.0	24.90	24.0	250	92	42.6	2,732	0.3	48.0	230.01	2,840.30	11,361.19	4	5,668.79	3.54E-04	4.8841	5.6524	0.9044
	1200	26.0	15.0	26.0	16.0	26.0	16.0	0.0	24.75	0.0	24.88	24.0	250	96	47.2	2,659	0.3	50.0	228.36	2,764.40	11,057.61	4	5,517.32	3.44E-04	4.7194	5.4618	0.8739
	1400	26.0	15.0	26.0	16.0	26.0	16.0	0.0	24.70	0.0	24.88	24.0	250	100	49.2	2,692	0.3	52.0	226.73	2,798.71	11,194.85	4	5,585.80	3.49E-04	4.7439	5.4901	0.8784
	1600	27.0	15.0	27.0	16.0	27.0	16.0	0.0	24.66	0.0	24.87	24.0	250	109	48.3	2,657	0.3	54.0	223.14	2,762.32	11,049.30	4	5,513.17	3.44E-04	4.6081	5.3330	0.8533
	1800	27.0	15.0	27.0	16.0	27.0	16.0	0.0	24.66	0.0	24.87	24.0	250	109	35.8	2,694	0.3	56.0	223.14	2,800.79	11,203.16	4	5,589.95	3.49E-04	4.6723	5.4073	0.8652
	2000	28.0	15.0	28.0	16.0	28.0	16.0	0.0	24.66	0.0	24.87	24.0	250	109	25.7	2,689	0.3	58.0	223.14	2,795.59	11,182.37	4	5,579.57	3.48E-04	4.6636	5.3972	0.8636
	2200	28.0	15.0	28.0	16.0	28.0	16.0	0.0	24.66	0.0	24.87	24.0	250	100	39.1	2,577	0.3	60.0	226.73	2,679.15	10,716.61	4	5,347.18	3.34E-04	4.5412	5.2556	0.8409
	2400	29.0	15.0	29.0	16.0	29.0	16.0	0.0	24.66	0.0	24.87	24.0	250	98	48.2	2,630	0.3	62.0	227.54	2,734.25	10,937.02	4	5,457.15	3.41E-04	4.6512	5.3829	0.8613
No readings recorded between 2400 and 0800																											
3/3/2022	0800	29.0	15.0	29.0	16.0	29.0	16.0	0.0	24.72	0.0	24.92	24.0	250	86	41.3	2,611	0.3	70.0	232.54	2,714.50	10,858.00	4	5,417.72	3.38E-04	4.7191	5.4614	0.8738
	1000	24.0	15.0	24.0	16.0	24.0	16.0	0.0	24.72	0.0	24.92	24.0	250	94	44.3	2,635	0.3	72.0	229.18	2,739.45	10,957.81	4	5,467.52	3.41E-04	4.6937	5.4320	0.8691
	1200	24.0	15.0	24.0	16.0	24.0	16.0	0.0	24.72	0.0	24.91	24.0	250	100	43.2	2,603	0.3	74.0	226.73	2,706.18	10,824.74	4	5,401.12	3.37E-04	4.5870	5.3086	0.8494
	1400	25.0	15.0	25.0	16.0	25.0	16.0	0.0	24.70	0.0	24.89	24.0	250	104	46.3	2,589	0.3	76.0	225.12	2,691.63	10,766.52	4	5,372.08	3.35E-04	4.5300	5.2426	0.8388
	1600	25.0	15.0	25.0	16.0	25.0	16.0	0.0	24.68	0.0	24.88	24.0	250	110	49.2	2,691	0.3	78.0	222.75	2,797.67	11,190.69	4	5,583.72	3.49E-04	4.6589	5.3918	0.8627
	1800	26.0	15.0	26.0	16.0	26.0	16.0	0.0	24.69	0.0	24.88	24.0	250	115	48.5	2,560	0.3	80.0	220.81	2,661.48	10,645.92	4	5,311.90	3.32E-04	4.3936	5.0847	0.8136
	2000	26.0	15.0	26.0	16.0	26.0	16.0	0.0	24.71	0.0	24.89	24.0	250	110	39.5	2,584	0.3	82.0	222.75	2,686.43	10,745.72	4	5,361.70	3.35E-04	4.4737	5.1774	0.8284
	2200	27.0	15.0	27.0	16.0	27.0	16.0	0.0	24.71	0.0	24.90	24.0	250	102	30.2	2,543	0.3	84.0	225.92	2,643.81	10,575.22	4	5,276.63	3.29E-04	4.4653	5.1678	0.8268
	2400	27.0	15.0	27.0	16.0	27.0	16.0	0.0	24.73	0.0	24.91	24.0	250	100	41.8	2,506	0.3	86.0	226.73	2,605.34	10,421.35	4	5,199.85	3.25E-04	4.4161	5.1108	0.8177
No readings recorded between 2400 and 0800																											
3/4/2022	0800	27.0	13.0	27.0	16.0	27.0	16.0	0.0	24.82	0.0	24.97	24.0	250	80	42.3	2,546	0.3	94.0	235.12	2,646.92	10,587.70	4	5,282.85	3.30E-04	4.6528	5.3846	0.8615
	1000	27.0	13.0	27.0	16.0	27.0	16.0	0.0	24.82	0.0	24.95	24.0	250	86	41.6	2,563	0.3	96.0	232.54	2,664.60	10,658.39	4	5,318.13	3.32E-04	4.6324	5.3610	0.8578
								Average Values				24	247	97	34.0	2258	0.2	--	190.13	2,347.15	9,388.62	4.00	4684.56	0.000292	3.3363	3.8611	0.6178
												B_{ws}	0.038	B_{wsw}	0.023												

Total Pounds of Carbon (emissions) **320.2877**

Total Pounds of Gasoline (as emissions) **370.6701**

Total Gallons of Gasoline (as emissions) **59.3072**

NOTES:

inches of Hg - inches of mercury

ppm - parts per million

Q_{std} - flow at DSCFM

DSCFM - Dry Standard Cubic Feet per Minute

PPM_d - "dry" concentration

PPM_c - volumetric concentration of VOC emissions as carbon, dry basis, at STP

K - number of carbons in calibration gas

C_{cm} - mass concentration of VOC emissions as carbon

PMR_c - pollutant mass removal of VOCs as carbon

PMR_g - pollutant mass removal of VOCs as gasoline

B_{wsw} - lb of water per lb of dry air

B_{ws} - water vapor % by volume

Extraction Well Information					
Extraction Well ID	**Time**	**Depth to Free-Product (feet BTOC)**	**Depth to Water (feet BTOC)**	**Screened Interval Depth (feet)**	**Target Stinger Depth (feet)**
MW24	Initial	22.95	23.21	25-35	30
	Post	--	25.61		
RW01	Initial	23.13	23.38	20-40	30
	Post	--	26.49		
RW02	Initial	23.91	23.94	17-37	30
	Post	--	24.71		

WESTSIDE QUICK STOP – UST PERMIT #12430
LONG-TERM AFVR/MMPE EVENTS

ATTACHMENT B

AFVR / MMPE Field Measurements & Emissions Calculations

Westside Quick Stop - UST Permit #12430

12430-MW24, 12430-RW01, & 12430-RW02

		Extraction Wells						Radius of Influence Monitoring				Emissions Field Measurements							Emission Calculations								
		MW24		RW01		RW02		MW25		MW21																	
Date	Time	Stinger Depth (feet)	Vacuum (in. HG)	Stinger Depth (feet)	Vacuum (in. HG)	Stinger Depth (feet)	Vacuum (in. HG)	Vacuum (in. H2O)	Depth to Water (ft BTOC)	Vacuum (in. H2O)	Depth to Water (ft BTOC)	System Vacuum (in. HG)	Effluent Volumetric Flow (ACFM)	Effluent Temp. (F)	Relative Humidity (%)	Vapor Conc. Pre-Treatment (ppm)	Vapor Conc. Post Treatment (ppm)	Elapsed Time (hours)	Q_{std} (DSCFM)	PPM_d	PPM_c	K	C_{cm} (mg/dsm3)	C_c (lb/dscf)	PMR_c (lb/hr)	PMR_g (lb/hr)	PMR_g (gal/hr)
3/28/2022	1030	22.0	15.0	22.0	15.0	22.0	14.0	0.0	22.92	0.0	23.18	24.0	220	82	34.9	1,396	0.1	0.0	206.15	1,451.34	5,805.35	4	2,896.65	1.81E-04	2.2367	2.5886	0.4142
	1100	22.5	15.0	22.5	15.0	22.5	14.0	-	-	-	-	24.0	220	84	35.6	1,356	0.1	0.5	205.39	1,409.75	5,639.01	4	2,813.65	1.76E-04	2.1647	2.5052	0.4008
	1130	23.0	15.0	23.0	15.0	23.0	14.0	-	-	-	-	24.0	220	86	37.2	1,362	0.1	1.0	204.64	1,415.99	5,663.96	4	2,826.10	1.76E-04	2.1663	2.5070	0.4011
	1200	23.5	15.0	23.5	15.0	23.5	14.0	-	-	-	-	24.0	220	100	35.7	1,373	0.2	1.5	199.52	1,427.43	5,709.70	4	2,848.92	1.78E-04	2.1292	2.4641	0.3943
	1230	24.0	15.0	24.0	15.0	24.0	14.0	0.0	22.96	0.0	23.27	24.0	220	101	36.1	1,389	0.1	2.0	199.16	1,444.06	5,776.24	4	2,882.12	1.80E-04	2.1501	2.4884	0.3981
	1300	24.5	15.0	24.5	15.0	24.5	14.0	-	-	-	-	24.0	220	102	39.2	1,411	0.1	2.5	198.81	1,466.93	5,867.73	4	2,927.77	1.83E-04	2.1803	2.5233	0.4037
	1330	25.0	15.0	25.0	15.0	25.0	14.0	-	-	-	-	24.0	220	98	34.6	1,337	0.1	3.0	200.23	1,390.00	5,560.00	4	2,774.22	1.73E-04	2.0808	2.4081	0.3853
	1400	25.5	15.0	25.5	15.0	25.5	14.0	-	-	-	-	24.0	220	100	30.6	1,396	0.1	3.5	199.52	1,451.34	5,805.35	4	2,896.65	1.81E-04	2.1648	2.5054	0.4009
	1430	26.0	15.0	26.0	15.0	26.0	14.0	0.0	23.00	0.0	23.34	24.0	220	104	29.6	1,386	0.1	4.0	198.10	1,440.94	5,763.77	4	2,875.90	1.80E-04	2.1341	2.4698	0.3952
	1500	26.5	15.0	26.5	15.0	26.5	14.0	-	-	-	-	24.0	210	105	32.4	1,366	0.1	4.5	188.77	1,420.15	5,680.59	4	2,834.40	1.77E-04	2.0041	2.3194	0.3711
	1530	27.0	15.0	27.0	15.0	27.0	14.0	-	-	-	-	24.0	220	106	31.9	1,359	0.1	5.0	197.40	1,412.87	5,651.48	4	2,819.87	1.76E-04	2.0851	2.4131	0.3861
	1600	27.5	15.0	27.5	15.0	27.5	14.0	-	-	-	-	24.0	220	106	29.2	1,403	0.1	5.5	197.40	1,458.62	5,834.46	4	2,911.17	1.82E-04	2.1526	2.4912	0.3986
	1630	28.0	15.0	28.0	15.0	28.0	14.0	0.0	23.04	0.0	23.49	24.0	220	108	24.1	1,236	0.1	6.0	196.71	1,285.00	5,139.98	4	2,564.65	1.60E-04	1.8897	2.1870	0.3499
	1700	28.5	15.0	28.5	15.0	28.5	14.0	-	-	-	-	24.0	220	106	24.8	1,253	0.1	6.5	197.40	1,302.67	5,210.68	4	2,599.93	1.62E-04	1.9225	2.2249	0.3560
	1730	29.0	15.0	29.0	15.0	29.0	14.0	-	-	-	-	24.0	220	106	27.0	1,280	0.1	7.0	197.40	1,330.74	5,322.96	4	2,655.95	1.66E-04	1.9639	2.2728	0.3637
	1800	29.5	15.0	29.5	15.0	29.5	14.0	-	-	-	-	24.0	220	104	29.5	1,303	0.1	7.5	198.10	1,354.65	5,418.61	4	2,703.67	1.69E-04	2.0063	2.3219	0.3715
	1830	30.0	15.0	30.0	15.0	30.0	14.0	0.0	23.06	0.0	23.50	24.0	220	104	27.8	1,323	0.2	8.0	198.10	1,375.44	5,501.78	4	2,745.17	1.71E-04	2.0371	2.3575	0.3772
	1900	24.5	15.0	24.5	15.0	24.5	14.0	-	-	-	-	24.0	220	102	32.2	1,417	0.1	8.5	198.81	1,473.17	5,892.68	4	2,940.22	1.84E-04	2.1896	2.5340	0.4054
	1930	24.5	15.0	24.5	15.0	24.5	14.0	-	-	-	-	24.0	220	100	34.5	1,402	0.2	9.0	199.52	1,457.58	5,830.30	4	2,909.10	1.82E-04	2.1741	2.5161	0.4026
	2000	24.5	15.0	24.5	15.0	24.5	14.0	-	-	-	-	24.0	220	96	37.0	1,400	0.1	9.5	200.95	1,455.50	5,821.99	4	2,904.95	1.81E-04	2.1867	2.5306	0.4049
	2100	27.5	15.0	27.5	15.0	27.5	14.0	0.0	23.08	0.0	23.54	24.0	220	94	35.8	1,405	0.1	10.5	201.68	1,460.69	5,842.78	4	2,915.32	1.82E-04	2.2024	2.5488	0.4078
	2200	27.5	15.0	27.5	15.0	27.5	14.0	-	-	-	-	24.0	220	96	36.5	1,391	0.1	11.5	200.95	1,446.14	5,784.56	4	2,886.27	1.80E-04	2.1726	2.5144	0.4023
	2300	27.5	15.0	27.5	15.0	27.5	14.0	0.0	23.10	0.0	23.57	24.0	220	90	39.1	1,396	0.1	12.5	203.15	1,451.34	5,805.35	4	2,896.65	1.81E-04	2.2042	2.5509	0.4081
	2400	27.5	15.0	27.5	15.0	27.5	14.0	-	-	-	-	24.0	220	86	41.4	1,385	0.1	13.5	204.64	1,439.90	5,759.61	4	2,873.82	1.79E-04	2.2029	2.5494	0.4079
No readings recorded between 2400 and 0800																											
3/29/2022	0800	27.5	15.0	27.5	15.0	27.5	15.0	0.0	23.37	0.0	23.86	24.0	220	90	31.3	1,383	0.1	21.5	203.15	1,437.82	5,751.29	4	2,869.67	1.79E-04	2.1837	2.5272	0.4043
	0900	27.5	15.0	27.5	15.0	27.5	15.0	-	-	-	-	24.0	220	92	34.6	1,391	0.1	22.5	202.41	1,446.14	5,784.56	4	2,886.27	1.80E-04	2.1883	2.5326	0.4052
	1000	28.0	15.0	28.0	15.0	28.0	15.0	0.0	23.37	0.0	23.82	24.0	220	100	36.2	1,383	0.1	23.5	199.52	1,437.82	5,751.29	4	2,869.67	1.79E-04	2.1447	2.4820	0.3971
	1200	28.0	15.0	28.0	15.0	28.0	15.0	0.0	23.36	0.0	23.80	24.0	220	102	39.7	1,372	0.1	25.5	198.81	1,426.39	5,705.55	4	2,846.85	1.78E-04	2.1200	2.4535	0.3926
	1400	28.5	15.0	28.5	15.0	28.5	15.0	0.0	23.37	0.0	23.77	24.0	220	98	42.6	1,367	0.1	27.5	200.23	1,421.19	5,684.75	4	2,836.47	1.77E-04	2.1275	2.4621	0.3939
	1600	28.5	15.0	28.5	15.0	28.5	15.0	0.0	23.37	0.0	23.78	24.0	220	100	38.0	1,559	0.1	29.5	199.52	1,620.80	6,483.20	4	3,234.86	2.02E-04	2.4176	2.7979	0.4477
	1800	29.0	15.0	29.0	15.0	29.0	15.0	0.0	23.38	0.0	23.78	24.0	220	102	43.5	1,473	0.1	31.5	198.81	1,531.39	6,125.56	4	3,056.42	1.91E-04	2.2761	2.6342	0.4215
	2000	29.0	15.0	29.0	15.0	29.0	15.0	0.0	23.38	0.0	23.79	24.0	220	96	36.1	1,518	0.1	33.5	200.95	1,578.17	6,312.70	4	3,149.79	1.97E-04	2.3710	2.7439	0.4390
	2200	29.5	15.0	29.5	15.0	29.5	15.0	0.0	23.39	0.0	23.79	24.0	220	92	40.4	1,600	0.1	35.5	202.41	1,663.42	6,653.70	4	3,319.94	2.07E-04	2.5171	2.9131	0.4661
	2400	30.0	15.0	30.0	15.0	30.0	15.0	0.0	23.39	0.0	23.80	24.0	220	90	51.2	1,522	0.1	37.5	203.15	1,582.33	6,329.33	4	3,158.09	1.97E-04	2.4031	2.7812	0.4450
No readings recorded between 2400 and 0800																											

Date	Time	MW02 Stinger Depth (feet)	MW02 Vacuum (in. HG)	MW02 Stinger Depth (feet)	MW02 Vacuum (in. HG)	RW02 Stinger Depth (feet)	RW02 Vacuum (in. HG)	MW26 Vacuum (in. H2O)	MW26 DTW (ft BTOC)	MW01R Vacuum (in. H2O)	MW01R DTW (ft BTOC)	System Vacuum (in. HG)	Effluent Volumetric Flow (ACFM)	Effluent Temp. (F)	Relative Humidity (%)	Vapor Conc. Pre-Treatment (ppm)	Vapor Conc. Post Treatment (ppm)	Elapsed Time (hours)	Q_{std} (DSCFM)	PPM_d	PPM_c	K	C_{cm} (mg/dsm3)	C_c (lb/dscf)	PMR_c (lb/hr)	PMR_g (lb/hr)	PMR_g (gal/hr)
3/30/2022	0800	30.0	15.0	30.0	15.0	30.0	14.0	0.0	23.43	0.0	23.91	24.0	220	92	45.6	1,497	0.2	45.5	202.41	1,556.34	6,225.37	4	3,106.22	1.94E-04	2.3551	2.7256	0.4361
	1000	22.0	15.0	22.0	15.0	22.0	14.0	0.0	23.41	0.0	23.90	24.0	220	98	46.1	1,562	0.2	47.5	200.23	1,623.92	6,495.67	4	3,241.09	2.02E-04	2.4309	2.8133	0.4501
	1200	22.0	15.0	22.0	15.0	22.0	14.0	0.0	23.39	0.0	23.88	24.0	220	102	48.7	1,612	0.2	49.5	198.81	1,675.90	6,703.60	4	3,344.84	2.09E-04	2.4909	2.8827	0.4612
	1400	22.0	15.0	22.0	15.0	22.0	14.0	0.0	23.36	0.0	23.87	24.0	220	101	50.6	1,892	0.2	51.5	199.16	1,967.00	7,868.00	4	3,925.83	2.45E-04	2.9288	3.3895	0.5423
	1600	22.5	15.0	22.5	15.0	22.5	14.0	0.0	23.36	0.0	23.87	24.0	220	100	48.6	1,712	0.2	53.5	199.52	1,779.86	7,119.46	4	3,552.33	2.22E-04	2.6549	3.0725	0.4916
	1800	22.5	15.0	22.5	15.0	22.5	14.0	0.0	23.38	0.0	23.88	24.0	220	104	44.1	1,599	0.2	55.5	198.10	1,662.38	6,649.54	4	3,317.86	2.07E-04	2.4621	2.8493	0.4559
	2000	22.5	15.0	22.5	15.0	22.5	14.0	0.0	23.39	0.0	23.88	24.0	220	104	49.7	1,451	0.1	57.5	198.10	1,508.52	6,034.07	4	3,010.77	1.88E-04	2.2342	2.5856	0.4137
	2200	23.0	15.0	23.0	15.0	23.0	14.0	0.0	23.40	0.0	23.89	24.0	220	102	52.0	1,725	0.3	59.5	198.81	1,793.38	7,173.52	4	3,579.31	2.23E-04	2.6655	3.0848	0.4936
	2400	23.0	15.0	23.0	15.0	23.0	14.0	0.0	23.41	0.0	23.89	24.0	220	98	53.5	1,609	0.3	61.5	200.23	1,672.78	6,691.13	4	3,338.61	2.08E-04	2.5041	2.8980	0.4637
No readings recorded between 2400 and 0800																											
3/31/2022	0800	23.0	15.0	23.0	15.0	23.0	15.0	0.0	23.28	0.0	23.82	24.0	220	100	41.6	1,952	0.3	69.5	199.52	2,029.38	8,117.51	4	4,050.32	2.53E-04	3.0271	3.5032	0.5605
	1000	23.0	15.0	23.0	15.0	23.0	15.0	0.0	23.40	0.0	23.84	24.0	220	101	43.2	1,896	0.3	71.5	199.16	1,971.16	7,884.63	4	3,934.13	2.46E-04	2.9350	3.3966	0.5435
	1200	23.5	15.0	23.5	15.0	23.5	15.0	0.0	23.42	0.0	23.87	24.0	220	102	49.3	1,853	0.3	73.5	198.81	1,926.45	7,705.81	4	3,844.90	2.40E-04	2.8633	3.3137	0.5302
	1400	23.5	15.0	23.5	15.0	23.5	15.0	0.0	23.44	0.0	23.89	24.0	220	104	51.2	1,891	0.3	75.5	198.10	1,965.96	7,863.84	4	3,923.75	2.45E-04	2.9117	3.3697	0.5391
	1600	24.0	15.0	24.0	15.0	24.0	15.0	0.0	23.45	0.0	23.91	24.0	220	106	47.5	1,726	0.3	77.5	197.40	1,794.42	7,177.68	4	3,581.38	2.24E-04	2.6482	3.0648	0.4904
	1800	24.0	15.0	24.0	15.0	24.0	15.0	0.0	23.45	0.0	23.92	24.0	220	102	44.7	1,616	0.3	79.5	198.81	1,680.06	6,720.24	4	3,353.14	2.09E-04	2.4971	2.8899	0.4624
	2000	24.5	15.0	24.5	15.0	24.5	15.0	0.0	23.46	0.0	23.94	24.0	220	100	50.8	1,760	0.3	81.5	199.52	1,829.77	7,319.07	4	3,651.93	2.28E-04	2.7293	3.1586	0.5054
	2200	24.5	15.0	24.5	15.0	24.5	15.0	0.0	23.48	0.0	23.94	24.0	220	100	52.5	1,825	0.3	83.5	199.52	1,897.34	7,589.37	4	3,786.80	2.36E-04	2.8301	3.2753	0.5240
	2400	24.5	15.0	24.5	15.0	24.5	15.0	0.0	23.49	0.0	23.95	24.0	220	98	55.1	1,639	0.3	85.5	200.23	1,703.97	6,815.88	4	3,400.86	2.12E-04	2.5508	2.9520	0.4723
No readings recorded between 2400 and 0800																											
4/1/2022	0800	24.5	15.0	24.5	15.0	24.5	14.0	0.0	23.59	0.0	24.05	24.0	220	88	54.3	1,672	0.3	93.5	203.89	1,738.28	6,953.11	4	3,469.34	2.17E-04	2.6496	3.0664	0.4906
	1000	24.5	15.0	24.5	15.0	24.5	14.0	0.0	23.59	0.0	24.06	24.0	220	92	49.6	1,711	0.3	95.5	202.41	1,778.82	7,115.30	4	3,550.26	2.22E-04	2.6918	3.1152	0.4984
	1030	24.5	15.0	24.5	15.0	24.5	14.0	0.0	23.59	0.0	24.06	24.0	220	94	49.1	1,702	0.3	96.0	201.68	1,769.47	7,077.87	4	3,531.58	2.20E-04	2.6680	3.0876	0.4940
								Average Values				24	220	98	40.3	1513	0.2	--	199.93	1,572.60	6,290.39	4.00	3138.66	0.000196	2.3505	2.7202	0.4352
												B_{ws}	0.038	B_{wsw}	0.023												

Total Pounds of Carbon (emissions) 225.6474

Total Pounds of Gasoline (as emissions) 261.1425

Total Gallons of Gasoline (as emissions) 41.7828

NOTES:

inches of Hg - inches of mercury

ppm - parts per million

Q_{std} - flow at DSCFM

DSCFM - Dry Standard Cubic Feet per Minute

PPM_d - "dry" concentration

PPM_c - volumetric concentration of VOC emissions as carbon, dry basis, at STP

K - number of carbons in calibration gas

C_{cm} - mass concentration of VOC emissions as carbon

PMR_c - pollutant mass removal of VOCs as carbon

PMR_g - pollutant mass removal of VOCs as gasoline

B_{wsw} - lb of water per lb of dry air

B_{ws} - water vapor % by volume

Extraction Well Information					
Extraction Well ID	**Time**	**Depth to Free-Product (feet BTOC)**	**Depth to Water (feet BTOC)**	**Screened Interval Depth (feet)**	**Target Stinger Depth (feet)**
MW24	Initial	21.95	21.98	25-35	30
	Post	--	26.03		
RW01	Initial	22.32	22.38	20-40	30
	Post	--	27.62		
RW02	Initial	21.89	21.90	17-37	30
	Post	--	23.33		

WESTSIDE QUICK STOP – UST PERMIT #12430
LONG-TERM AFVR/MMPE EVENTS

ATTACHMENT C

NON-HAZARDOUS WASTE MANIFEST

1. Generator ID Number | 2. Page 1 of | 3. Emergency Response Phone | 4. Waste Tracking Number: JS022822B

5. Generator's Name and Mailing Address: Westside Quick Stop
821 West Parker Rd
Greenville SC 29611

Generator's Site Address (if different than mailing address)

Generator's Phone:

6. Transporter 1 Company Name: Blue Frog Reclamation — U.S. EPA ID Number

7. Transporter 2 Company Name — U.S. EPA ID Number

8. Designated Facility Name and Site Address: Blue Frog Reclamation
15 Sulphur Springs Rd.
Greenville, SC 29617 — U.S. EPA ID Number

Facility's Phone:

	9. Waste Shipping Name and Description	10. Containers No.	10. Containers Type	11. Total Quantity	12. Unit Wt./Vol.	
1.				1,000	gal	1,001 gal
2.	Non Hazardous Non Regulated PCW					
3.						
4.						

13. Special Handling Instructions and Additional Information

14. GENERATOR'S/OFFEROR'S CERTIFICATION: I hereby declare that the contents of this consignment are fully and accurately described above by the proper shipping name, and are classified, packaged, marked and labeled/placarded, and are in all respects in proper condition for transport according to applicable international and national governmental regulations.

Generator's/Offeror's Printed/Typed Name: Jimmy Slagh (Via phone call) — Signature — Month 2 Day 28 Year 22

INT'L

15. International Shipments ☐ Import to U.S. ☐ Export from U.S. Port of entry/exit:

Transporter Signature (for exports only): Date leaving U.S.:

TRANSPORTER

16. Transporter Acknowledgment of Receipt of Materials

Transporter 1 Printed/Typed Name: Jeremy Seymour — Signature — Month 2 Day 28 Year 22

Transporter 2 Printed/Typed Name — Signature — Month Day Year

DESIGNATED FACILITY

17. Discrepancy

17a. Discrepancy Indication Space ☐ Quantity ☐ Type ☐ Residue ☐ Partial Rejection ☐ Full Rejection

Manifest Reference Number:

17b. Alternate Facility (or Generator) — U.S. EPA ID Number

Facility's Phone:

17c. Signature of Alternate Facility (or Generator) — Month Day Year

18. Designated Facility Owner or Operator: Certification of receipt of materials covered by the manifest except as noted in Item 17a

Printed/Typed Name: Lauren Yockel — Signature — Month 2 Day 20 Year 22

DESIGNATED FACILITY TO GENERATOR

T 1:REGULAR
INVENTORY INCREASE

INCREASE START
FEB 28. 2022 7:57 PM

VOLUME	=	2292 GALS
HEIGHT	=	56.08 INCHES
WATER	=	13.87 INCHES
TEMP	=	55.9 DEG F

INCREASE END
FEB 28. 2022 8:07 PM

VOLUME	=	3288 GALS
HEIGHT	=	75.00 INCHES
WATER	=	19.18 INCHES
TEMP	=	55.0 DEG F

GROSS INCREASE= 996
TC NET INCREASE= 1001

Generator's Phone:

6. Transporter 1 Company Name — U.S. EPA ID Number

7. Transporter 2 Company Name: Blue Frog Reclamation — U.S. EPA ID Number

8. Designated Facility Name and Site Address: eLabs, 15 Sulphur Springs Rd., Greenville, SC 29617 — U.S. EPA ID Number

Facility's Phone:

GENERATOR

	9. Waste Shipping Name and Description	10. Containers No.	10. Containers Type	11. Total Quantity	12. Unit Wt./Vol.	
1.	Non Hazardous Non Regulated PCW			2700	gal	2,300 gal
2.						
3.						
4.						

13. Special Handling Instructions and Additional Information

14. **GENERATOR'S/OFFEROR'S CERTIFICATION:** I hereby declare that the contents of this consignment are fully and accurately described above by the proper shipping name, and are classified, packaged, marked and labeled/placarded, and are in all respects in proper condition for transport according to applicable international and national governmental regulations.

Generator's/Offeror's Printed/Typed Name: Devin Breedlove — Signature — Month 3 Day 01 Year 22

INT'L

15. International Shipments ☐ Import to U.S. ☐ Export from U.S. Port of entry/exit:

Transporter Signature (for exports only): Date leaving U.S.:

TRANSPORTER

16. Transporter Acknowledgment of Receipt of Materials

Transporter 1 Printed/Typed Name: Jeremy Seymour — Signature — Month 3 Day 01 Year 22

Transporter 2 Printed/Typed Name — Signature — Month Day Year

DESIGNATED FACILITY

17. Discrepancy

17a. Discrepancy Indication Space ☐ Quantity ☐ Type ☐ Residue ☐ Partial Rejection ☐ Full Rejection

Manifest Reference Number:

17b. Alternate Facility (or Generator) — U.S. EPA ID Number

Facility's Phone:

17c. Signature of Alternate Facility (or Generator) — Month Day Year

1 1:REGULAR
INVENTORY INCREASE

INCREASE START
MAR 1, 2022 9:32 AM

VOLUME = 1460 GALS
HEIGHT = 40.01 INCHES
WATER = 19.23 INCHES
TEMP = 55.0 DEG F

INCREASE END
MAR 1, 2022 9:44 AM

VOLUME = 3758 GALS
HEIGHT = 84.41 INCHES
WATER = 19.21 INCHES
TEMP = 57.7 DEG F

GROSS INCREASE= 2298
TC NET INCREASE= 2300

NON-HAZARDOUS WASTE MANIFEST

1. Generator ID Number | 2. Page 1 of | 3. Emergency Response Phone | 4. Waste Tracking Number: JS30222A

5. Generator's Name and Mailing Address: Westside Quick Stop, 821 West Parker Rd, Greenville SC 29611

Generator's Site Address (if different than mailing address)

Generator's Phone:

6. Transporter 1 Company Name | U.S. EPA ID Number

7. Transporter 2 Company Name: Blue Frog Reclamation | U.S. EPA ID Number

8. Designated Facility Name and Site Address: eLabs, 15 Sulphur Springs Rd., Greenville, SC 29617 | U.S. EPA ID Number

Facility's Phone:

	9. Waste Shipping Name and Description	10. Containers No.	10. Containers Type	11. Total Quantity	12. Unit Wt./Vol.	
1.	Non Hazardous Non Regulated PCW			3,800	gal	4.198 gal
2.						
3.						
4.						

13. Special Handling Instructions and Additional Information

14. GENERATOR'S/OFFEROR'S CERTIFICATION: I hereby declare that the contents of this consignment are fully and accurately described above by the proper shipping name, and are classified, packaged, marked and labeled/placarded, and are in all respects in proper condition for transport according to applicable international and national governmental regulations.

Generator's/Offeror's Printed/Typed Name: Dan Bredlove | Signature | Month 3 | Day 02 | Year 22

INT'L

15. International Shipments ☐ Import to U.S. ☐ Export from U.S. Port of entry/exit: Date leaving U.S.:

Transporter Signature (for exports only):

TRANSPORTER

16. Transporter Acknowledgment of Receipt of Materials

Transporter 1 Printed/Typed Name: Jeremy Seymour | Signature | Month 3 | Day 02 | Year 22

Transporter 2 Printed/Typed Name | Signature | Month | Day | Year

DESIGNATED FACILITY

17. Discrepancy

17a. Discrepancy Indication Space ☐ Quantity ☐ Type ☐ Residue ☐ Partial Rejection ☐ Full Rejection

Manifest Reference Number:

17b. Alternate Facility (or Generator) | U.S. EPA ID Number

Facility's Phone:

17c. Signature of Alternate Facility (or Generator) | Month | Day | Year

18. Designated Facility Owner or Operator: Certification of receipt of materials covered by the manifest except as noted in Item 17a

Printed/Typed Name: Lauren Yockel | Signature | Month 3 | Day 2 | Year 22

DESIGNATED FACILITY TO GENERATOR

169-BLC-O 5 11977 (Rev. 9/09)

T 2:TANK 2
INVENTORY INCREASE

INCREASE START
MAR 2. 2022 9:16 AM

T 2:INVALID FUEL LEVEL
VOLUME = 5639 GALS
HEIGHT = 66.04 INCHES
WATER = 59.66 INCHES
TEMP = 56.2 DEG F

INCREASE END
MAR 2. 2022 9:32 AM

VOLUME = 9838 GALS
HEIGHT =114.54 INCHES
WATER =108.07 INCHES
TEMP = 57.8 DEG F

GROSS INCREASE= 4199
TC NET INCREASE= 4198

8187484

NON-HAZARDOUS WASTE MANIFEST

1. Generator ID Number | 2. Page 1 of | 3. Emergency Response Phone | 4. Waste Tracking Number: JS30322A

5. Generator's Name and Mailing Address: Westside Quick Stop, 821 West Parker Rd, Greenville SC 29611
Generator's Site Address (if different than mailing address)
Generator's Phone:

6. Transporter 1 Company Name: Blue Frog Reclamation — U.S. EPA ID Number

7. Transporter 2 Company Name — U.S. EPA ID Number

8. Designated Facility Name and Site Address: Blue Frog Reclamation, 15 Sulphur Springs Rd., Greenville, SC 29617 — U.S. EPA ID Number
Facility's Phone:

	9. Waste Shipping Name and Description	10. Containers No.	10. Containers Type	11. Total Quantity	12. Unit Wt./Vol.	
1.				4,100	gal	3,831 gal
2.	Non Hazardous Non Regulated PCW					
3.						
4.						

13. Special Handling Instructions and Additional Information

GENERATOR

14. **GENERATOR'S/OFFEROR'S CERTIFICATION:** I hereby declare that the contents of this consignment are fully and accurately described above by the proper shipping name, and are classified, packaged, marked and labeled/placarded, and are in all respects in proper condition for transport according to applicable international and national governmental regulations.

Generator's/Offeror's Printed/Typed Name: Devin Breedlove — Signature — Month 3 Day 03 Year 22

INT'L

15. International Shipments ☐ Import to U.S. ☐ Export from U.S. Port of entry/exit:
Transporter Signature (for exports only): Date leaving U.S.:

TRANSPORTER

16. Transporter Acknowledgment of Receipt of Materials

Transporter 1 Printed/Typed Name: Jeremy Seymour — Signature — Month 3 Day 03 Year 22

Transporter 2 Printed/Typed Name — Signature — Month Day Year

DESIGNATED FACILITY

17. Discrepancy

17a. Discrepancy Indication Space ☐ Quantity ☐ Type ☐ Residue ☐ Partial Rejection ☐ Full Rejection

Manifest Reference Number:

17b. Alternate Facility (or Generator) — U.S. EPA ID Number
Facility's Phone:

17c. Signature of Alternate Facility (or Generator) — Month Day Year

18. Designated Facility Owner or Operator: Certification of receipt of materials covered by the manifest except as noted in Item 17a

Printed/Typed Name: Lauren Yocke — Signature — Month 3 Day 3 Year 22

169-BLC-O 5 11977 (Rev. 9/09)

DESIGNATED FACILITY TO GENERATOR

T 2:TANK 2
INVENTORY INCREASE

INCREASE START
MAR 3. 2022 9:41 AM

T 2:INVALID FUEL LEVEL
VOLUME = 5244 GALS
HEIGHT = 62.30 INCHES
WATER = 55.96 INCHES
TEMP = 59.7 DEG F

INCREASE END
MAR 3. 2022 9:57 AM

VOLUME = 9099 GALS
HEIGHT =102.52 INCHES
WATER = 96.02 INCHES
TEMP = 63.4 DEG F

GROSS INCREASE= 3855
TC NET INCREASE= 3831

NON-HAZARDOUS WASTE MANIFEST

1. Generator ID Number

2. Page 1 of

3. Emergency Response Phone

4. Waste Tracking Number: JS30422A

5. Generator's Name and Mailing Address: Westside Quick Stop, 821 West Parker Rd, Greenville SC 29611

Generator's Site Address (if different than mailing address)

Generator's Phone:

6. Transporter 1 Company Name: Blue Frog Reclamation — U.S. EPA ID Number

7. Transporter 2 Company Name — U.S. EPA ID Number

8. Designated Facility Name and Site Address: Blue Frog Reclamation, 15 Sulphur Springs Rd., Greenville, SC 29617 — U.S. EPA ID Number

Facility's Phone:

	9. Waste Shipping Name and Description	10. Containers No.	10. Containers Type	11. Total Quantity	12. Unit Wt./Vol.	
1.				1,706	gal	1700 gal
2.	Non Hazardous Non Regulated PCW			2,000	gal	2,020 gal
3.						
4.						

13. Special Handling Instructions and Additional Information

14. **GENERATOR'S/OFFEROR'S CERTIFICATION:** I hereby declare that the contents of this consignment are fully and accurately described above by the proper shipping name, and are classified, packaged, marked and labeled/placarded, and are in all respects in proper condition for transport according to applicable international and national governmental regulations.

Generator's/Offeror's Printed/Typed Name: Devin Breedlove (via phonecall) — Signature — Month 3 Day 04 Year 22

INT'L

15. International Shipments ☐ Import to U.S. ☐ Export from U.S. Port of entry/exit:

Transporter Signature (for exports only): Date leaving U.S.:

TRANSPORTER

16. Transporter Acknowledgment of Receipt of Materials

Transporter 1 Printed/Typed Name: Jeremy Seymour — Signature — Month 3 Day 04 Year 22

Transporter 2 Printed/Typed Name — Signature — Month Day Year

DESIGNATED FACILITY

17. Discrepancy

17a. Discrepancy Indication Space ☐ Quantity ☐ Type ☐ Residue ☐ Partial Rejection ☐ Full Rejection

Manifest Reference Number:

17b. Alternate Facility (or Generator) — U.S. EPA ID Number

Facility's Phone:

17c. Signature of Alternate Facility (or Generator) — Month Day Year

18. Designated Facility Owner or Operator: Certification of receipt of materials covered by the manifest except as noted in Item 17a

Printed/Typed Name: Lauren Yockel — Signature — Month 3 Day 4 Year 22

169-BLC-O 5 11977 (Rev. 9/09)

DESIGNATED FACILITY TO GENERATOR

T 2:TANK 2
INVENTORY INCREASE

INCREASE START
MAR 4. 2022 9:10 AM

T 2:INVALID FUEL LEVEL
VOLUME = 6376 GALS
HEIGHT = 73.07 INCHES
WATER = 66.69 INCHES
TEMP = 61.3 DEG F

INCREASE END
MAR 4. 2022 9:21 AM

VOLUME = 8082 GALS
HEIGHT = 90.41 INCHES
WATER = 83.87 INCHES
TEMP = 62.2 DEG F

GROSS INCREASE= 1706
TC NET INCREASE= 1700

BLUE FROG REC
15 SULPHUR SPRINGS
GREENVILLE SC 29617

MAR 11. 2022 12:34 PM

T 2:TANK 2
INVENTORY INCREASE

INCREASE START
MAR 11. 2022 11:59 AM

T 2:INVALID FUEL LEVEL
VOLUME = 6633 GALS
HEIGHT = 75.57 INCHES
WATER = 69.03 INCHES
TEMP = 59.0 DEG F

INCREASE END
MAR 11. 2022 12:07 PM

VOLUME = 8668 GALS
HEIGHT = 97.09 INCHES
WATER = 90.57 INCHES
TEMP = 61.8 DEG F

GROSS INCREASE= 2035
TC NET INCREASE= 2020

WESTSIDE QUICK STOP – UST PERMIT #12430
LONG-TERM AFVR/MMPE EVENTS

ATTACHMENT D

NON-HAZARDOUS WASTE MANIFEST

1. Generator ID Number	2. Page 1 of	3. Emergency Response Phone	4. Waste Tracking Number
			JS32922A

5. Generator's Name and Mailing Address: Westside Quick Stop, 821 West Parker Rd, Greenville SC 29611

Generator's Site Address (if different than mailing address)

Generator's Phone:

6. Transporter 1 Company Name: Blue Frog Reclamation — U.S. EPA ID Number

7. Transporter 2 Company Name — U.S. EPA ID Number

8. Designated Facility Name and Site Address: Blue Frog Reclamation, 15 Sulphur Springs Rd, Greenville, SC 29617 — U.S. EPA ID Number

Facility's Phone:

	9. Waste Shipping Name and Description	10. Containers No.	10. Containers Type	11. Total Quantity	12. Unit Wt./Vol.	
1.	Non Hazardous Non Regulated PCW			2,300	gal	2,062 gal
2.						
3.						
4.						

13. Special Handling Instructions and Additional Information

GENERATOR

14. **GENERATOR'S/OFFEROR'S CERTIFICATION:** I hereby declare that the contents of this consignment are fully and accurately described above by the proper shipping name, and are classified, packaged, marked and labeled/placarded, and are in all respects in proper condition for transport according to applicable international and national governmental regulations.

Generator's/Offeror's Printed/Typed Name: Devin Breedlove — Signature — Month 3 Day 29 Year 22

INT'L

15. International Shipments ☐ Import to U.S. ☐ Export from U.S. Port of entry/exit: Date leaving U.S.:

Transporter Signature (for exports only):

TRANSPORTER

16. Transporter Acknowledgment of Receipt of Materials

Transporter 1 Printed/Typed Name: Jeremy Seymour — Signature — Month 3 Day 29 Year 22

Transporter 2 Printed/Typed Name — Signature — Month Day Year

DESIGNATED FACILITY

17. Discrepancy

17a. Discrepancy Indication Space ☐ Quantity ☐ Type ☐ Residue ☐ Partial Rejection ☐ Full Rejection

Manifest Reference Number:

17b. Alternate Facility (or Generator) — U.S. EPA ID Number

Facility's Phone:

17c. Signature of Alternate Facility (or Generator) — Month Day Year

18. Designated Facility Owner or Operator: Certification of receipt of materials covered by the manifest except as noted in Item 17a

Printed/Typed Name: Lauren Yocket — Signature — Month 3 Day 29 Year 22

DESIGNATED FACILITY TO GENERATOR

169-BLC-O 5 11977 (Rev. 9/09)

T 1:REGULAR
INVENTORY INCREASE

INCREASE START
MAR 29, 2022 14:19

T 1:INVALID FUEL LEVEL
VOLUME = 119 GALS
HEIGHT = 7.05 INCHES
WATER = 0.00 INCHES
TEMP = 65.0 DEG F

INCREASE END
MAR 29, 2022 14:54

VOLUME = 2180 GALS
HEIGHT = 53.95 INCHES
WATER = 47.61 INCHES
TEMP = 59.5 DEG F

GROSS INCREASE= 2061
TC NET INCREASE= 2062

NON-HAZARDOUS WASTE MANIFEST

1. Generator ID Number | 2. Page 1 of | 3. Emergency Response Phone | 4. Waste Tracking Number: JS32922B

5. Generator's Name and Mailing Address: Westside Quick Stop, 821 West Parker Rd, Greenville SC 29611

Generator's Site Address (if different than mailing address)

Generator's Phone:

6. Transporter 1 Company Name: Blue Frog Reclamation — U.S. EPA ID Number

7. Transporter 2 Company Name — U.S. EPA ID Number

8. Designated Facility Name and Site Address: Blue Frog Reclamation, 15 Sulphur Springs Rd., Greenville, SC 29617 — U.S. EPA ID Number

Facility's Phone:

	9. Waste Shipping Name and Description	10. Containers No.	10. Containers Type	11. Total Quantity	12. Unit Wt./Vol.	
1.	Non Hazardous Non Regulated PCW			1,697	gal	1,691 gal
2.						
3.						
4.						

13. Special Handling Instructions and Additional Information

GENERATOR

14. **GENERATOR'S/OFFEROR'S CERTIFICATION:** I hereby declare that the contents of this consignment are fully and accurately described above by the proper shipping name, and are classified, packaged, marked and labeled/placarded, and are in all respects in proper condition for transport according to applicable international and national governmental regulations.

Generator's/Offeror's Printed/Typed Name: Trevor Black (via phone call) — Signature — Month 3 Day 29 Year 22

INT'L

15. International Shipments ☐ Import to U.S. ☐ Export from U.S. Port of entry/exit:

Transporter Signature (for exports only): Date leaving U.S.:

TRANSPORTER

16. Transporter Acknowledgment of Receipt of Materials

Transporter 1 Printed/Typed Name: Jeremy Seymour — Signature — Month 3 Day 29 Year 22

Transporter 2 Printed/Typed Name — Signature — Month Day Year

17. Discrepancy

17a. Discrepancy Indication Space ☐ Quantity ☐ Type ☐ Residue ☐ Partial Rejection ☐ Full Rejection

Manifest Reference Number:

17b. Alternate Facility (or Generator) — U.S. EPA ID Number

Facility's Phone:

17c. Signature of Alternate Facility (or Generator) — Month Day Year

18. Designated Facility Owner or Operator: Certification of receipt of materials covered by the manifest except as noted in Item 17a

Printed/Typed Name: Lauren Yockel — Signature — Month 3 Day 29 Year 22

DESIGNATED FACILITY TO GENERATOR

9-BLC-O 5 11977 (Rev. 9/09)

T 2:TANK 2
INVENTORY INCREASE

INCREASE START
MAR 29. 2022 19:40

T 2:INVALID FUEL LEVEL
VOLUME = 3860 GALS
HEIGHT = 49.20 INCHES
WATER = 42.87 INCHES
TEMP = 59.8 DEG F

INCREASE END
MAR 29. 2022 19:49

VOLUME = 5557 GALS
HEIGHT = 65.25 INCHES
WATER = 58.73 INCHES
TEMP = 61.4 DEG F

GROSS INCREASE= 1697
TC NET INCREASE= 1691

NON-HAZARDOUS WASTE MANIFEST

1. Generator ID Number

2. Page 1 of

3. Emergency Response Phone

4. Waste Tracking Number JS32022A

5. Generator's Name and Mailing Address Westside Quick Stop
821 West Parker Rd
Greenville SC 29611

Generator's Site Address (if different than mailing address)

Generator's Phone:

6. Transporter 1 Company Name Blue Frog Reclamation

U.S. EPA ID Number

7. Transporter 2 Company Name

U.S. EPA ID Number

8. Designated Facility Name and Site Address Blue Frog Reclamation
15 Sulphur Springs Rd,
Greenville, SC 29617

U.S. EPA ID Number

Facility's Phone:

	9. Waste Shipping Name and Description	10. Containers No.	10. Containers Type	11. Total Quantity	12. Unit Wt./Vol.	
1.	Non Hazardous Non Regulated PCW			1,708	gal	1,706 gal
2.						
3.						
4.						

13. Special Handling Instructions and Additional Information

14. GENERATOR'S/OFFEROR'S CERTIFICATION: I hereby declare that the contents of this consignment are fully and accurately described above by the proper shipping name, and are classified, packaged, marked and labeled/placarded, and are in all respects in proper condition for transport according to applicable international and national governmental regulations.

Generator's/Offeror's Printed/Typed Name Trevor Slack (via phone call)

Signature

Month 3 Day 30 Year 22

15. International Shipments ☐ Import to U.S. ☐ Export from U.S. Port of entry/exit:

Transporter Signature (for exports only): Date leaving U.S.:

16. Transporter Acknowledgment of Receipt of Materials

Transporter 1 Printed/Typed Name Jeremy Seymour

Signature

Month 3 Day 30 Year 22

Transporter 2 Printed/Typed Name

Signature

Month Day Year

17. Discrepancy

17a. Discrepancy Indication Space ☐ Quantity ☐ Type ☐ Residue ☐ Partial Rejection ☐ Full Rejection

Manifest Reference Number:

17b. Alternate Facility (or Generator)

U.S. EPA ID Number

Facility's Phone:

17c. Signature of Alternate Facility (or Generator)

Month Day Year

18. Designated Facility Owner or Operator: Certification of receipt of materials covered by the manifest except as noted in Item 17a

Printed/Typed Name Lauren Yockel

Signature

Month 3 Day 30 Year 22

GENERATOR

TRANSPORTER INT'L

DESIGNATED FACILITY

DESIGNATED FACILITY TO GENERATOR

9-BLC-O 5 11977 (Rev. 9/09)

T 2:TANK 2
INVENTORY INCREASE

INCREASE START
MAR 30, 2022 8:04

T 2:INVALID FUEL LEVEL
VOLUME = 2875 GALS
HEIGHT = 39.57 INCHES
WATER = 33.21 INCHES
TEMP = 60.1 DEG F

INCREASE END
MAR 30, 2022 8:13

VOLUME = 4583 GALS
HEIGHT = 56.06 INCHES
WATER = 49.72 INCHES
TEMP = 60.6 DEG F

GROSS INCREASE= 1708
TC NET INCREASE= 1706

NON-HAZARDOUS WASTE MANIFEST

1. Generator ID Number | 2. Page 1 of | 3. Emergency Response Phone | 4. Waste Tracking Number: JS33022C

5. Generator's Name and Mailing Address: Westside Quick Stop, 821 West Parker Rd, Greenville SC 29611

Generator's Site Address (if different than mailing address)

Generator's Phone:

6. Transporter 1 Company Name | U.S. EPA ID Number

7. Transporter 2 Company Name: Blue Frog Reclamation | U.S. EPA ID Number

8. Designated Facility Name and Site Address: Blue Frog Reclamation, 15 Sulphur Springs Rd., Greenville, SC 29617 | U.S. EPA ID Number

Facility's Phone:

	9. Waste Shipping Name and Description	10. Containers No.	10. Containers Type	11. Total Quantity	12. Unit Wt./Vol.	
1.	Non Hazardous Non Regulated PCW			1,850	gal	1,841 gal
2.						
3.						
4.						

13. Special Handling Instructions and Additional Information

14. GENERATOR'S/OFFEROR'S CERTIFICATION: I hereby declare that the contents of this consignment are fully and accurately described above by the proper shipping name, and are classified, packaged, marked and labeled/placarded, and are in all respects in proper condition for transport according to applicable international and national governmental regulations.

Generator's/Offeror's Printed/Typed Name: Trevor Slack (via phone call) | Signature | Month 3 Day 30 Year 22

15. International Shipments ☐ Import to U.S. ☐ Export from U.S. Port of entry/exit:

Transporter Signature (for exports only): Date leaving U.S.:

16. Transporter Acknowledgment of Receipt of Materials

Transporter 1 Printed/Typed Name: Jeremy Seymour | Signature | Month 3 Day 30 Year 22

Transporter 2 Printed/Typed Name | Signature | Month Day Year

17. Discrepancy

17a. Discrepancy Indication Space ☐ Quantity ☐ Type ☐ Residue ☐ Partial Rejection ☐ Full Rejection

Manifest Reference Number:

17b. Alternate Facility (or Generator) | U.S. EPA ID Number

Facility's Phone:

17c. Signature of Alternate Facility (or Generator) | Month Day Year

18. Designated Facility Owner or Operator: Certification of receipt of materials covered by the manifest except as noted in Item 17a

Printed/Typed Name: Lauren Yockel | Signature | Month 3 Day 30 Year 22

DESIGNATED FACILITY TO GENERATOR

GENERATOR | INT'L | TRANSPORTER | DESIGNATED FACILITY

69-BLC-O 5 11977 (Rev. 9/09)

T 2:TANK 2
INVENTORY INCREASE

INCREASE START
MAR 31. 2022 8:17

T 2:INVALID FUEL LEVEL
VOLUME = 2754 GALS
HEIGHT = 38.35 INCHES
WATER = 32.02 INCHES
TEMP = 63.3 DEG F

INCREASE END
MAR 31. 2022 8:25

VOLUME = 4601 GALS
HEIGHT = 56.23 INCHES
WATER = 49.72 INCHES
TEMP = 63.7 DEG F

GROSS INCREASE= 1847
TC NET INCREASE= 1841

NON-HAZARDOUS WASTE MANIFEST

1. Generator ID Number | 2. Page 1 of | 3. Emergency Response Phone | 4. Waste Tracking Number: JS33122B

5. Generator's Name and Mailing Address: Westside Quick Stop, 821 West Parker Rd, Greenville SC 29611

Generator's Site Address (if different than mailing address)

Generator's Phone:

6. Transporter 1 Company Name: Blue Frog Reclamation — U.S. EPA ID Number

7. Transporter 2 Company Name — U.S. EPA ID Number

8. Designated Facility Name and Site Address: Blue Frog Reclamation, 15 Sulphur Springs Rd., Greenville, SC 29617 — U.S. EPA ID Number

Facility's Phone:

	9. Waste Shipping Name and Description	10. Containers No.	10. Containers Type	11. Total Quantity	12. Unit Wt./Vol.	
GENERATOR	1. Non Hazardous Non Regulated PCW			2,588	gal	2,572 gal
	2.					
	3.					
	4.					

13. Special Handling Instructions and Additional Information

14. **GENERATOR'S/OFFEROR'S CERTIFICATION:** I hereby declare that the contents of this consignment are fully and accurately described above by the proper shipping name, and are classified, packaged, marked and labeled/placarded, and are in all respects in proper condition for transport according to applicable international and national governmental regulations.

Generator's/Offeror's Printed/Typed Name: Trevor Slack (via Phone call) — Signature — Month 3 Day 31 Year 22

INT'L

15. International Shipments ☐ Import to U.S. ☐ Export from U.S. Port of entry/exit:

Transporter Signature (for exports only): Date leaving U.S.:

TRANSPORTER

16. Transporter Acknowledgment of Receipt of Materials

Transporter 1 Printed/Typed Name: Jeremy Seymour — Signature — Month 3 Day 31 Year 22

Transporter 2 Printed/Typed Name — Signature — Month Day Year

DESIGNATED FACILITY

17. Discrepancy

17a. Discrepancy Indication Space ☐ Quantity ☐ Type ☐ Residue ☐ Partial Rejection ☐ Full Rejection

Manifest Reference Number:

17b. Alternate Facility (or Generator) — U.S. EPA ID Number

Facility's Phone:

17c. Signature of Alternate Facility (or Generator) — Month Day Year

18. Designated Facility Owner or Operator: Certification of receipt of materials covered by the manifest except as noted in Item 17a

Printed/Typed Name: Lauren Yockel — Signature: Lauren Yockel — Month 3 Day 31 Year 22

DESIGNATED FACILITY TO GENERATOR

169-BLC-O 5 11977 (Rev. 9/09)

T 2:TANK 2
INVENTORY INCREASE

INCREASE START
MAR 31. 2022 14:20

T 2:INVALID FUEL LEVEL
VOLUME = 5217 GALS
HEIGHT = 62.05 INCHES
WATER = 55.68 INCHES
TEMP = 67.9 DEG F

INCREASE END
MAR 31. 2022 14:34

VOLUME = 7805 GALS
HEIGHT = 87.42 INCHES
WATER = 81.07 INCHES
TEMP = 68.3 DEG F

GROSS INCREASE= 2588
TC NET INCREASE= 2572

NON-HAZARDOUS WASTE MANIFEST

1. Generator ID Number | 2. Page 1 of | 3. Emergency Response Phone | 4. Waste Tracking Number: JS40122A

5. Generator's Name and Mailing Address: Westside Quick Stop, 821 West Parker Rd, Greenville SC 29611

Generator's Site Address (if different than mailing address)

Generator's Phone:

6. Transporter 1 Company Name: Blue Frog Reclamation — U.S. EPA ID Number

7. Transporter 2 Company Name — U.S. EPA ID Number

8. Designated Facility Name and Site Address: Blue Frog Reclamation, 15 Sulphur Springs Rd., Greenville, SC 29617 — U.S. EPA ID Number

Facility's Phone:

	9. Waste Shipping Name and Description	10. Containers No.	10. Containers Type	11. Total Quantity	12. Unit Wt./Vol.	
1.				3778	gal	2,771 gal
2.	Non Hazardous Non Regulated PCW					
3.	Non hazardous Non regulated PCW			1,072	gal	
4.						

GENERATOR

13. Special Handling Instructions and Additional Information

14. **GENERATOR'S/OFFEROR'S CERTIFICATION:** I hereby declare that the contents of this consignment are fully and accurately described above by the proper shipping name, and are classified, packaged, marked and labeled/placarded, and are in all respects in proper condition for transport according to applicable international and national governmental regulations.

Generator's/Offeror's Printed/Typed Name: Trevor Slack (via phone call) | Signature | Month 4 | Day 01 | Year 22

INT'L

15. International Shipments ☐ Import to U.S. ☐ Export from U.S. Port of entry/exit:

Transporter Signature (for exports only): Date leaving U.S.:

TRANSPORTER

16. Transporter Acknowledgment of Receipt of Materials

Transporter 1 Printed/Typed Name: Jeremy Seymour | Signature | Month 4 | Day 01 | Year 22

Transporter 2 Printed/Typed Name | Signature | Month | Day | Year

DESIGNATED FACILITY

17. Discrepancy

17a. Discrepancy Indication Space ☐ Quantity ☐ Type ☐ Residue ☐ Partial Rejection ☐ Full Rejection

Manifest Reference Number:

17b. Alternate Facility (or Generator) — U.S. EPA ID Number

Facility's Phone:

17c. Signature of Alternate Facility (or Generator) | Month | Day | Year

18. Designated Facility Owner or Operator: Certification of receipt of materials covered by the manifest except as noted in Item 17a

Printed/Typed Name: Lauren Yockel | Signature: Lauren Yockel | Month 4 | Day 1 | Year 22

T 1:REGULAR
INVENTORY INCREASE

INCREASE START
APR 1. 2022 10:33

T 1:INVALID FUEL LEVEL
VOLUME   = 1388 GALS
HEIGHT   = 38.57 INCHES
WATER   = 32.25 INCHES
TEMP   = 66.0 DEG F

INCREASE END
APR 1. 2022 11:01

VOLUME   = 2463 GALS
HEIGHT   = 59.30 INCHES
WATER   = 52.96 INCHES
TEMP   = 65.6 DEG F

GROSS INCREASE= 1075
TC NET INCREASE= 1072

T 2:TANK 2
INVENTORY INCREASE

INCREASE START
APR 1, 2022 8:59

T 2:INVALID FUEL LEVEL
VOLUME = 3629 GALS
HEIGHT = 46.98 INCHES
WATER = 40.60 INCHES
TEMP = 66.4 DEG F

INCREASE END
APR 1, 2022 9:12

VOLUME = 6407 GALS
HEIGHT = 73.37 INCHES
WATER = 66.91 INCHES
TEMP = 65.1 DEG F

GROSS INCREASE= 2778
TC NET INCREASE= 2771

dhec
Healthy People. Healthy Communities.



WESTSIDE QUIK SHOP INC
821 W PARKER RD
GREENVILLE SC 29611

MAY 23 2022

SHREE GAJVAKRA LLC
205 FAIRWAY DR
LAURENS SC 29360

Re: **Site-Specific Work Plan Request for Groundwater Sampling**
Westside Quick Stop, 821 W. Parker Rd., Greenville, SC
UST Permit #12430
Release #1 reported June 7, 2012
Release #2 reported October 23, 2012
AFVR Report received April 27, 2022
Greenville County

To Whom It May Concern:

The Underground Storage Tank Management Division (UST Division) of the South Carolina Department of Health and Environmental Control (DHEC) has reviewed the referenced report submitted by your contractor. The report documents petroleum chemicals in the soil and groundwater above Risk-Based Screening Levels.

To determine what risk the referenced release may pose to human health and the environment, and in accordance with Section 280.65 of the South Carolina Underground Storage Tank Control Regulations R.61-92, implementation of groundwater sampling is necessary. The groundwater sampling must be conducted in compliance with the current revision of the UST Quality Assurance Program Plan (QAPP), your contractor's Annual Contractor Quality Assurance Plan, and all applicable regulations. The QAPP is available at scdhec.gov/Environment/Land-Waste/Underground-Storage-Tanks/Release-Assessment-Clean/Quality-Assurance.

Groundwater samples should be collected from all monitoring wells associated with this release along with all water supply wells and surface waters within a 1,000 foot radius of the site. Samples should be analyzed for BTEX, Naphthalene, MTBE, 1,2-DCA, the 8 oxygenates, and EDB. Only wells with screens that do not bracket the water table should be purged prior to sampling.

Your contractor must complete the SSWP and submit it within 30 days from the date of this letter. Every component may not be necessary to complete the above scope of work. The State Underground Petroleum Environmental Response Bank (SUPERB) Account allowable cost for each component is included on the Assessment Component Cost Agreement Form. **Please note that approval from DHEC must be issued before work begins.**

Please note that all costs should be split evenly between both releases.

On all correspondence concerning this site, please reference UST Permit number above. Should you have any questions, please contact me by phone at (803) 898-2889, by fax at (803) 898-0673, or by email at thomasma@dhec.sc.gov.

Sincerely,

Morgan Thomas

Morgan Thomas, Hydrogeologist
Corrective Action & Quality Assurance Section
Underground Storage Tank Management Division
Bureau of Land and Waste Management

cc: Environmental Laboratories Inc., 15 Sulphur Springs Rd., Greenville, SC 29617
Technical file

petra-tech
ENVIRONMENTAL, LLC
ENGINEERS & CONSULTANTS

May 26, 2022

RECEIVED
JUN 01 2022
UST DIVISION

SCDHEC - UST Management Division
2600 Bull Street
Columbia, SC 29201-1708

Attention: Morgan Thomas

Subject: **Site Specific Work Plan – Groundwater Sampling**
Westside Quick Stop
821 W. Parker Road
Greenville, Greenville County, South Carolina
SCDHEC UST Permit #12430
PTE Job No. J22-977d

UST 61 DOCKETING

Dear Ms. Thomas:

On behalf of Westside Quick Stop Inc., Shree Gajvakra LLC, and Environmental Laboratories Inc., Petra-Tech Environmental, LLC submits herein the completed Site-Specific Work Plan for the subject site. This submittal is in response to the South Carolina Department of Health and Environmental Control's (SCDHEC) Site Specific Work Plan Directive for Initial Groundwater Assessment dated May 23, 2022.

Please do not hesitate to contact us at 864.631.2490 if you have any questions concerning this submittal.

Sincerely,

Petra-Tech Environmental

Trever Z. Slack, P.G.
Principal Hydrogeologist
Registered, South Carolina #2565

TREVER Z. SLACK REGISTERED No. 2565 SOUTH CAROLINA PROFESSIONAL GEOLOGIST

2435 E. North Street, Suite 1108-202, Greenville, SC 29615 | Phone (864) 631-2490 | Fax (888) 838-9034
www.petratechenv.com

Site-Specific Work Plan for Approved ACQAP
Underground Storage Tank Management Division

To: Morgan Thomas (SCDHEC Project Manager)
From: Trever Slack, P.G. (Contractor Project Manager)
Contractor: Petra-Tech Environmental, LLC UST Contractor Certification Number: UCC-436

Facility Name: Westside Quick Stop UST Permit #: 12430
Facility Address: 821 W. Parker Road, Greenville, South Carolina
Responsible Party: Westside Quick Stop Inc. & Shree Gajvakra LLC Phone:
RP Address: 821 W. Parker Road, Greenville, SC 29611 & 205 Fairway Drive, Laurens, SC 29360
Property Owner (if different): Shree Gajvakra, LLC
Property Owner Address: 205 Fairway Drive, Laurens, SC 29360
Current Use of Property: Convenience Store

Scope of Work (Please check all that apply)

- ☐ IGWA
- ☐ Tier I
- ☐ Tier II
- ☐ Monitoring Well Installation
- ☑ Groundwater Sampling
- ☐ Other
- ☐ GAC

Analyses (Please check all that apply)

Groundwater/Surface Water:

- ☑ BTEXNMDCA (8260B)
- ☑ Oxygenates (8260B)
- ☑ EDB (8011)
- ☐ PAH(8270D)
- ☐ Lead
- ☐ 8 RCRA Metals
- ☐ TPH
- ☐ pH
- ☐ BOD
- ☐ Nitrate
- ☐ Sulfate
- ☐ Other
- ☐ Methane
- ☐ Ethanol
- ☐ Dissolved Iron

Drinking Water Supply Wells:

- ☐ BTEXNMDCA (524.2)
- ☐ Oxygenates & Ethanol (8260B)
- ☐ Mecury (200.8 245.1 or 245.2)
- ☐ RCRA Metals (200.8)
- ☑ EDB(504.1)

Soil:

- ☐ BTEXNM
- ☐ Lead
- ☐ RCRA Metals
- ☐ PAH
- ☐ Oil & Grease (9071)
- ☐ TPH-DRO (3550B/8015B)
- ☐ TPH-GRO (5030B/8015B)
- ☐ Grain Size
- ☐ TOC

Air:

- ☐ BTEXN

Sample Collection (Estimate the number of samples of each matrix that are expected to be collected.)

____ Soil	____ Water Supply Wells	____ Air	3 Field Blank
44 Monitoring Wells	____ Surface Water	3 Duplicate	3 Trip Blank

Field Screening Methodology

Estimate number and total completed depth for each point, and include their proposed locations on the attached map.

# of shallow points proposed: _____ Estimated Footage: _____ feet per point
# of deep points proposed: _____ Estimated Footage: _____ feet per point
Field Screening Methodology: _____

Permanent Monitoring Wells

Estimate number and total completed depth for each well, and include their proposed locations on the attached map.

# of shallow wells: _____ Estimated Footage: _____ feet per point
# of deep wells: _____ Estimated Footage: _____ feet per point
# of recovery wells: _____ Estimated Footage: _____ feet per point
Comments, if warranted:

_____

_____

UST Permit #: 12430 Facility Name: Westside Quick stop

Implementation Schedule (Number of calendar days from approval)

Field Work Start-Up: 15 Field Work Completion: 30

Report Submittal: 60 # of Copies Provided to Property Owners: 7

Aquifer Characterization

Pump Test: ☐ Slug Test: ☐ (Check one and provide explanation below for choice)

Investigation Derived Waste Disposal

Soil: _____ Tons Purge Water: 165 Gallons

Drilling Fluids: _____ Gallons Free-Phase Product: _____ Gallons

Additional Details For This Scope of Work

For example, list wells to be sampled, wells to be abandoned/repaired, well pads/bolts/caps to replace, details of AFVR event, etc.

Compliance With Annual Contractor Quality Assurance Plan (ACQAP)

Yes Laboratory as indicated in ACQAP? (Yes/No) If no, indicate laboratory information below.

Name of Laboratory: _____

SCDHEC Certification Number: _____

Name of Laboratory Director: _____

N/A Well Driller as indicated in ACQAP? (Yes/No) If no, indicate driller information below.

Name of Well Driller: _____

SCLLR Certification Number: _____

No Other variations from ACQAP. Please describe below.

Attachments

1. Attach a copy of the relevant portion of the USGS topographic map showing the site location.
2. Prepare a site base map. This map must be accurately scaled, but does not need to be surveyed. The map must include the following:
   - North Arrow
   - Location of property lines
   - Location of buildings
   - Previous soil sampling locations
   - Previous monitoring well locations
   - Proposed soil boring locations
   - Proposed monitoring well locations
   - Legend with facility name and address, UST permit number, and bar scale
   - Streets or highways (indicate names and numbers)
   - Location of all present and former ASTs and USTs
   - Location of all potential receptors
3. Assessment Component Cost Agreement, SCDHEC Form D-3664

ASSESSMENT COMPONENT COST AGREEMENT
SOUTH CAROLINA
Department of Health and Environmental Control
Underground Storage Tank Management Division
State Underground Petroleum Environmental Response Bank Account
January 1, 2020

Healthy People. Healthy Communities.

Facility Name: **Westside Quick Stop**

UST Permit #: 12430 **Cost Agreement #:** _____

ITEM	QUANTITY	UNIT	UNIT PRICE		TOTAL
A. **Plan Preparation**					
1. Site-specific Work Plan	1	each	$160.05		$160.05
2. Tax Map		each	$74.69		$0.00
3. Tier II or Comp. Plan /QAPP Appendix B		each	$250.00		$0.00
B. **Receptor Survey ***		each	$587.92		$0.00
C. **Survey (500 ft x 500 ft)**					
1. Comprehensive Survey		each	$1,109.68		$0.00
Subsurface Geophysical Survey					
2. < 10 meters below grade		each	$1,387.10		$0.00
3. > 10 meters below grade		each	$2,464.77		$0.00
4. Geophysical UST or Drum Survey		each	$970.97		$0.00
D. **Mob/Demob**					
1. Equipment		each	$1,088.34		$0.00
2. Personnel	4	each	$451.34		$1,805.36
3. Adverse Terrain Vehicle		each	$533.50		$0.00
E.. **Soil Borings (hand auger)***		foot	$5.34		$0.00
F. **Soil Borings (requiring equipment, push technology, etc) or Field Screening (including water ssample, soil sample, soil gas sample, etc.)***					
1. Standard		per foot	$16.01		$0.00
2. Fractured Rock		per foot	$21.55		$0.00
G. **Soil Leachability Model**		each	$64.02		$0.00
H. **Abandonment (per foot)***					
1. 2" diameter or less		per foot	$3.31		$0.00
2. Greater than 2" to 6" diameter		per foot	$4.80		$0.00
3. Dug/Bored well (up to 6 feet diameter)		per foot	$16.00		$0.00
I. **Well Installation (per foot)***					
1. Water Table (hand augered)		per foot	$11.31		$0.00
2. Water Table (drill rig) 2" Diameter		per foot	$40.55		$0.00
3. Telescoping		per foot	$53.35		$0.00
4. Rock Drilling		per foot	$61.89		$0.00
5. 2" Rock Coring		per foot	$32.97		$0.00
6. Rock Multi-sampling ports/screens		per foot	$35.64		$0.00
7. Recovery Well (4" diameter)		per foot	$48.02		$0.00
8. Pushed Pre-packed screen (1.25" dia)		per foot	$16.01		$0.00
9. Rotosonic (2" diameter)		per foot	$46.95		$0.00
10. Re-develop Existing Well		per foot	$11.74		$0.00

J. Groundwater Sample Collection / Gauge Depth to Water or Product *					
1. Groundwater Purge	12	per well	$64.02		$768.24
2. Air or Vapors		sample	$12.80		$0.00
3. Water Supply Sample or Duplicate		sample	$23.47		$0.00
4. Groundwater No Purge or Duplicate or Grab	35	sample	$29.88		$1,045.80
5. Gauge Well only		sample	$7.47		$0.00
6. Sample Below Product		sample	$12.80		$0.00
7. Passive Diffusion Bag		sample	$27.74		$0.00
8. Field Blank	3	sample	$26.25		$78.75
9. Groundwater (low flow purge)		sample	$97.10		$0.00
10. Equipment Blank	3	sample	$26.25		$78.75
K. Laboratory Analyses-Groundwater					
1. BTEXNM+Oxyg's+1,2 DCA+Eth(8260B)	56	per sample	$130.17		$7,289.52
2. Lead, Filtered		per sample	$14.72		$0.00
3. Rush EPA Method 8260B		per sample	$163.89		$0.00
4. Trimethal, Butyl, and Isopropyl Benzenes		per sample	$29.88		$0.00
5. PAH's		per sample	$64.66		$0.00
6. Lead		per sample	$17.07		$0.00
7. EDB by EPA 8011	53	per sample	$48.23		$2,556.19
8. EDB by EPA Method 8011 Rush		per sample	$72.77		$0.00
9. 8 RCRA Metals		per sample	$67.65		$0.00
10. TPH (9070)		per sample	$43.75		$0.00
11. PH		per sample	$5.55		$0.00
12. BOD		per sample	$21.34		$0.00
13. Ethanol		per sample	$15.79		$0.00
K. Analyses-Drinking Water					
14. BTEXNM+1,2 DCA (524.2)		per sample	$132.36		$0.00
15. 7-OXYGENATES & ETHANOL (8260B)		per sample	$97.90		$0.00
16. EDB (504.1)		per sample	$84.83		$0.00
17. RCRA METALS (200.8)		per sample	$106.70		$0.00
K. **Analyses-Soil**					
18. BTEX + Naphth.		per sample	$68.29		$0.00
19. PAH's		per sample	$68.33		$0.00
20. 8 RCRA Metals		per sample	$60.18		$0.00
21. TPH-DRO (3550C/8015C)		per sample	$42.68		$0.00
22. TPH- GRO (5035B/8015C)		per sample	$38.37		$0.00
23. Grain size/hydrometer		per sample	$110.97		$0.00
24. Total Organic Carbon		per sample	$32.65		$0.00
K. **Analyses-Air**					
25. BTEX + Naphthalene		per sample	$230.47		$0.00
K. **Analyses-Free Phase Product**					
26. Hydrocarbon Fuel Identification		per sample	$380.92		$0.00
L. **Aquifer Characterization***					
1. Pumping Test		per hour	$24.54		$0.00
2. Slug Test		per test	$203.80		$0.00
3. Fractured Rock		per test	$106.70		$0.00

M. **Free Product Recovery Rate Test***		each	$40.55		$0.00
N. **Fate/Transport Modeling**					
1. Mathematical Model		each	$106.70		$0.00
2. Computer Model		each	$106.70		$0.00
O. **Risk Evaluation**					
1. Tier I Risk Evaluation		each	$320.10		$0.00
2. Tier II Risk Evaluation		each	$106.70		$0.00
P. **Subsequent Survey***		each	$260.00		$0.00
Q. **Disposal (gallons or tons)***					
1. Wastewater	165	gallon	$0.60		$99.00
2. Free Product		gallon	$0.53		$0.00
3. Soil Treatment/Disposal		ton	$64.02		$0.00
4. Drilling fluids		gallon	$0.45		$0.00
R. **Miscellaneous (attach receipts)**					
		each	$0.00		$0.00
		each	$0.00		$0.00
		each	$0.00		$0.00
T. **Tier I Assessment (Use DHEC 3665 form)**					
1. Southeast Region		standard	$11,026.00		$0.00
2. All Other Counties		standard	$12,093.00		$0.00
U. IGWA (Use DHEC 3666 form)					
1. Southeast Region		standard	$3,803.00		$0.00
2. All Other Counties		standard	$4,123.00		$0.00
22. **Corrective Action (Use DHEC 3667 form)**		PFP Bid			$0.00
W. **Aggressive Fluid & Vapor Recovery (AFVR)**					
1. 8-hour Event*		per event	$1,467.13		$0.00
2. 24-hour Event*		per event	$4,081.28		$0.00
3. 48-hour Event*		per event	$6,706.10		$0.00
4. 96-hour Event*		per event	$13,409.52		$0.00
5. Off-gas Treatment 8 hour		per event	$130.71		$0.00
6. Off-gas Treatment 24 hour		per event	$257.68		$0.00
7. Off-gas Treatment 48 hour		per event	$348.91		$0.00
8. Off-gas Treatment 96 hour		per event	$832.26		$0.00
9. Off-gas Treatment 8 hour (w/chlorinated compounds)		per event	$430.00		$0.00
10. Off-gas Treatment 24 hour (w/chlorinated compounds)		per event	$500.00		$0.00
11. Off-gas Treatment 48 hour (w/chlorinated compounds)		per event	$1,000.00		$0.00
12. Off-gas Treatment 96 hour (w/chlorinated compounds)		per event	$2,000.00		$0.00
13. AFVR Effluent Disposal(w/chlorinated compounds)		gallon	$0.50		$0.00
14. AFVR Site Reconnaissance		each	$216.87		$0.00
15. Additional Hook-ups		each	$27.48		$0.00
16. AFVR Effluent Disposal		gallon	$0.47		$0.00
17. AFVR Mobilization/Demobilization		each	$417.73		$0.00
X. **Granulated Activated Carbon (GAC) filter system installation & service:**					
1. New GAC System Installation*		each	$2,027.30		$0.00
2. Refurbished GAC Sys. Install*		each	$960.30		$0.00
3. Filter replacement/removal*		each	$373.45		$0.00
4. GAC System removal, cleaning, & refurbishment*		each	$293.43		$0.00

5. GAC System housing*		each	$266.75		$0.00
6. In-line particulate filter		each	$160.05		$0.00
7. Additional piping & fittings		foot	$1.60		$0.00
Y. **Well Repair**					
1. Additional Copies of the Report Delivered	7	each	$53.35		$373.45
2. Repair 2x2 MW pad*		each	$53.35		$0.00
3. Repair 4x4 MW pad*		each	$93.90		$0.00
4. Replace well vault*		each	$125.91		$0.00
5. Replace well cover bolts		each	$2.77		$0.00
6. Replace locking well cap & lock		each	$16.00		$0.00
7. Replace/Repair stick-up*		each	$142.98		$0.00
8. Convert Flush-mount to Stick-up*		each	$160.05		$0.00
9. Convert Stick-up to Flush-mount*		each	$138.71		$0.00
10. Replace missing/illegible well ID plate		each	$12.80		$0.00
S. Report Prep & Project Management	12%	percent	$14,255.11		$1,710.61
TOTAL					$15,965.72

DHEC D-4074 (1-2020) *The appropriate mobilization cost can be added to complete these tasks, as necessary

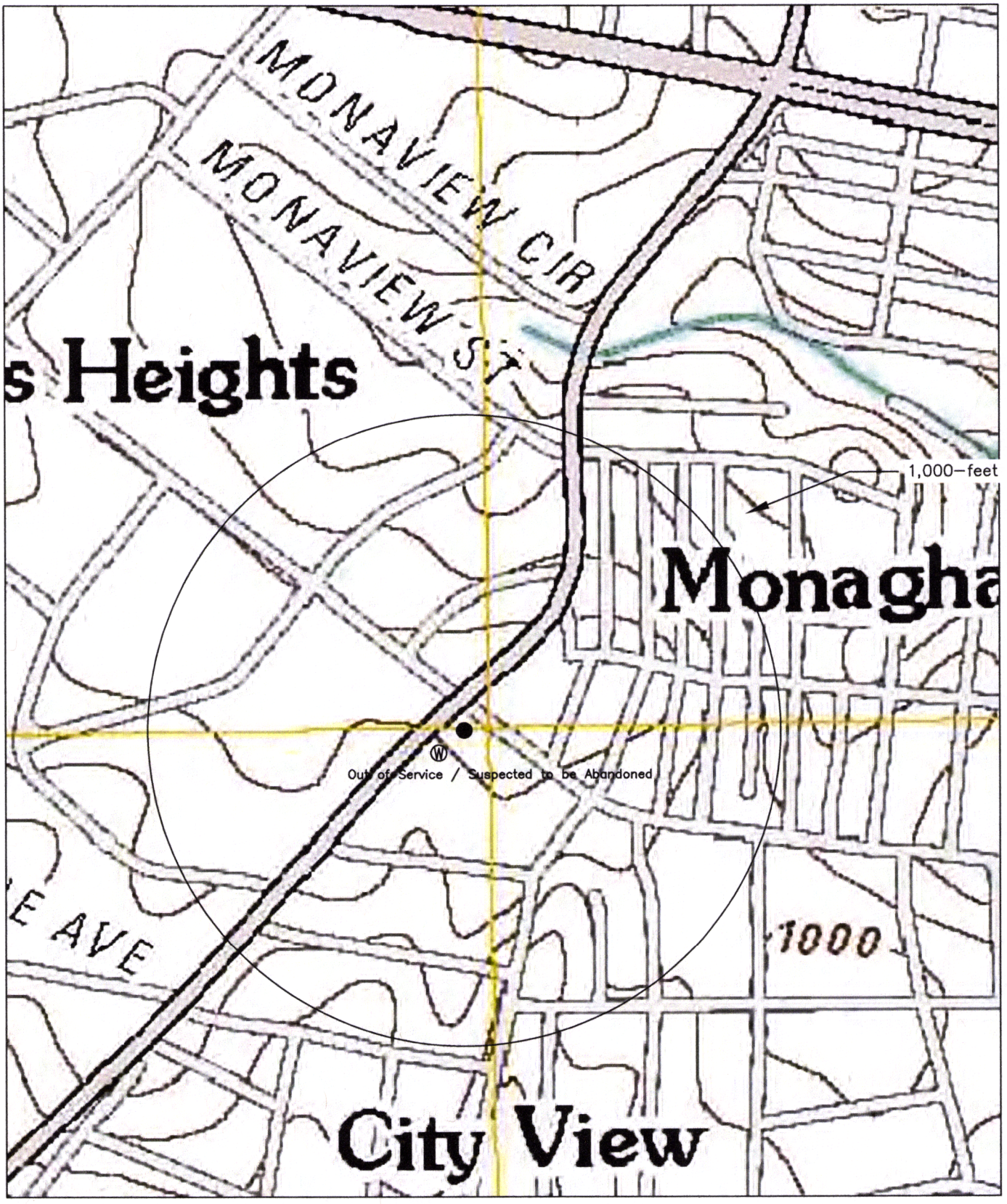

Reference: USGS 7.5-Minute series Greenville Quadrangle - 2011; Contour Interval = 10 feet

500 250 0 500

APPROXIMATE SCALE IN FEET

● SITE

Ⓦ Private Water Supply Well

Title	Site Location Map
Project	Westside Quick Stop (UST Permit #12430) 821 W. Parker Road Greenville, South Carolina Greenville County
Date	11/26/21
Job No.	J21-977b

petra-tech ENVIRONMENTAL, LLC ENGINEERS & CONSULTANTS

Figure No. 1

REFERENCE: Site Survey by Souther Land Surveying dated 4 May 2017; Revised 2 October 2017; Revised 12 May 2018

30 15 0 60 120

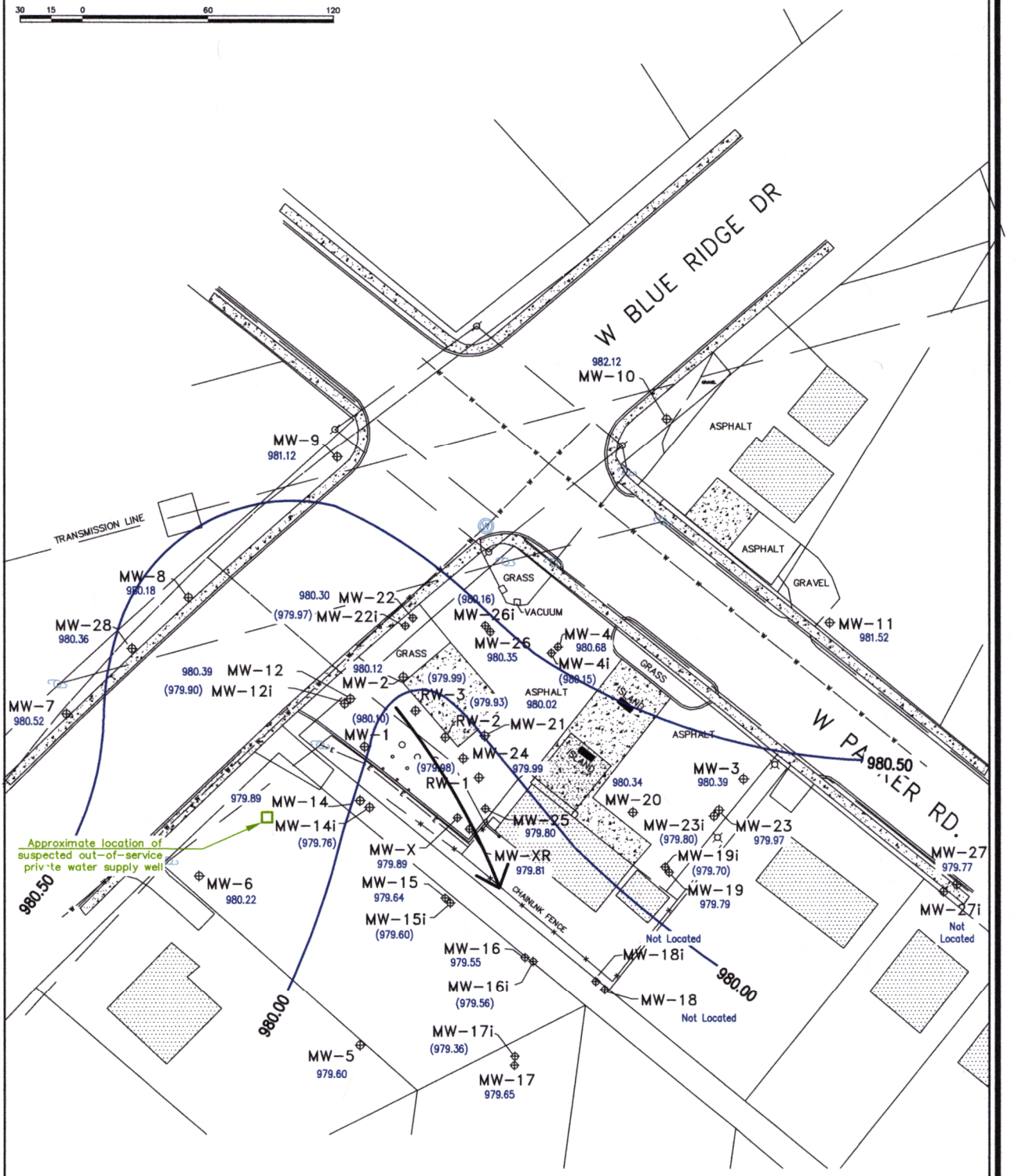

Groundwater Monitoring Well

Groundwater Potentiometric Contour
Contour Interval = 0.5-feet

541.28 Groundwater Elevation (September 15, 2021)

(541.28) Groundwater Elevation Not Used For Contouring Purposes

Approximate Groundwater Flow Direction

Title	Groundwater Potentiometric Map – Shallow Interval
Project	Westside Quick Stop (UST Permit #12430) 821 West Parker Road Greenville, South Carolina Greenville County
Date	11/26/21
Job No.	J21-898b

petra-tech ENVIRONMENTAL, LLC ENGINEERS & CONSULTANTS

Figure No. 2

REFERENCE: Site Survey by Souther Land Surveying dated 4 May 2017; Revised 2 October 2017; Revised 12 May 2018

30 15 0 60 120

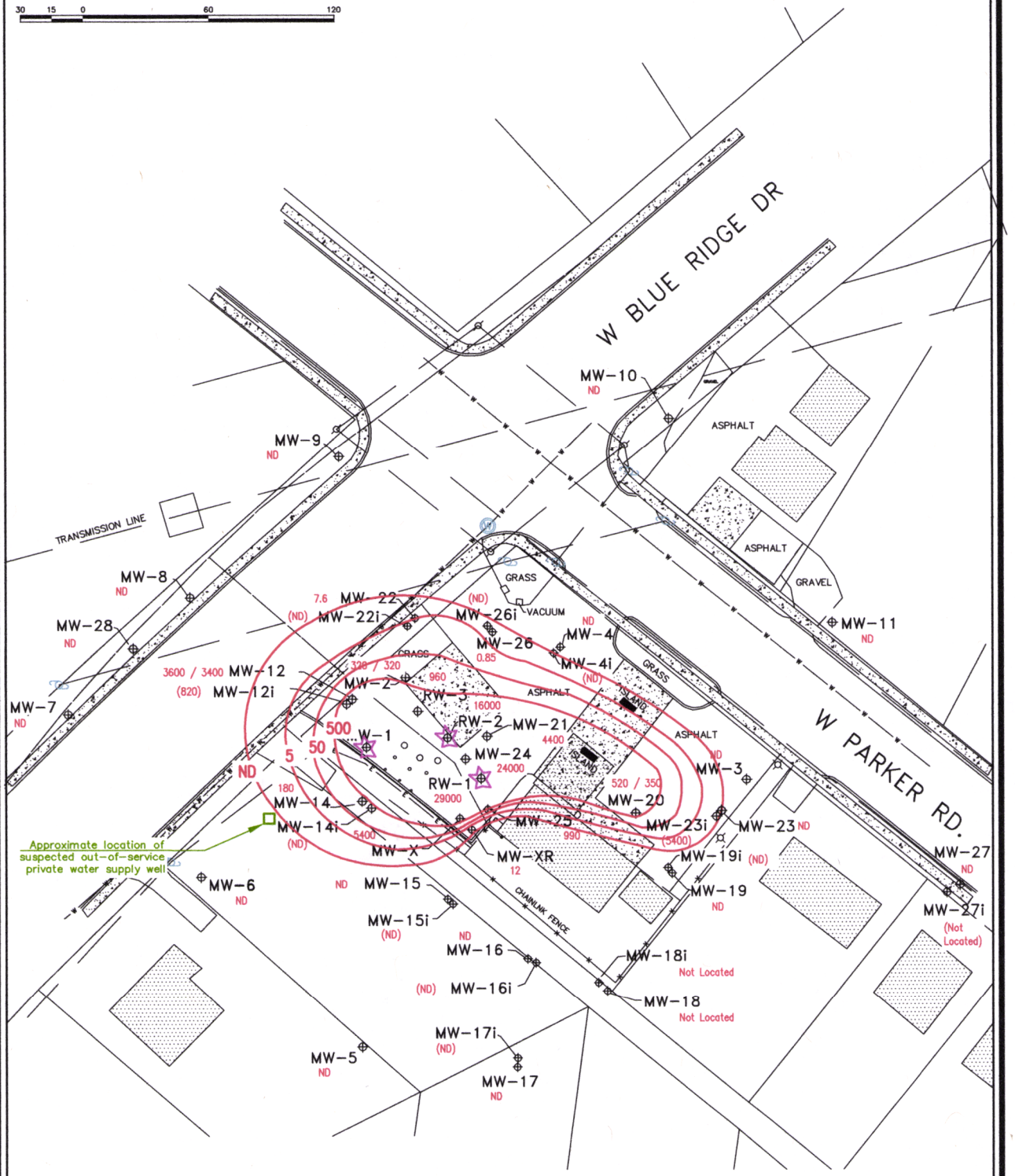

Groundwater Monitoring Well

Free-Phase Petroleum Product Present

2.5J — Benzene Concentration in Micrograms Per Liter

(2.5J) — Benzene Concentration In Micrograms Per Liter Not Used For Contouring Purposes

Benzene Isoconcentration Line

Title	Benzene Isoconcentration Map – September 2021		
Project	Westside Quick Stop (UST Permit #12430) 821 West Parker Road Greenville, South Carolina Greenville County		
Date	11/26/21	petra-tech ENVIRONMENTAL, LLC ENGINEERS & CONSULTANTS	Figure No. 3
Job No.	J21-898b		

TABLE 1
Monitoring Well and Groundwater Surface Elevation Data
Westside Quick Stop - UST Permit #12430
Greenville, Greenville County, South Carolina

Monitoring Well	Ground Surface Elevation	Top-of-Casing Elevation	Date	Free-Product Depth Below Top-of-Casing	Groundwater Depth Below Top-of-Casing	Free-Product Thickness	Groundwater Elevation	Well Depth BGS	Screened Interval Depth	Screened Interval Elevation
12430-MW01	1005.56	1005.32	08/13/2013	-	17.97	-	987.35	30.00	15.00 - 30.00	990.56 - 975.56
			03/31/2015	-	22.63	-	982.69			
			04/10/2017	25.21	29.37	4.16	978.86			
			04/24/2017	24.83	29.29	4.46	979.15			
			10/03/2017	24.28	29.31	5.03	979.53			
			03/12/2018	21.69	26.58	4.89	982.16			
			05/18/2018 Pre-AFVR	21.39	25.65	4.26	982.65			
			04/22/2019	17.00	17.20	0.20	988.26			
			01/13/2020 Pre-AFVR	21.15	21.59	0.44	984.04			
			08/19/2020	-	20.10	Sheen	985.22			
			09/15/2021	25.21	25.24	0.03	980.10			
12430-MW02	1006.50	1006.20	08/13/2013	-	18.85	-	987.35	30.00	15.00 - 30.00	991.50 - 976.50
			03/31/2015	-	21.69	-	984.51			
			04/10/2017	-	27.44	-	978.76			
			10/03/2017	-	26.53	-	979.67			
			03/12/2018	-	23.82	-	982.38			
			04/22/2019	-	17.93	-	988.27			
			08/19/2020	-	20.96	-	985.24			
			09/16/2021	-	26.08	-	980.12			
12430-MW03	1008.72	1008.49	08/13/2013	-	21.00	-	987.49	30.00	15.00 - 30.00	993.72 - 978.72
			03/31/2015	-	23.81	-	984.68			
			04/10/2017	DRY			NA			
			10/03/2017	DRY			NA			
			03/12/2018	-	26.51	-	981.98			
			04/22/2019	-	19.80	-	988.69			
			08/19/2020	-	22.69	-	985.80			
			09/15/2021	-	28.10	-	980.39			
12430-MW04	1008.45	1008.27	03/31/2015	-	23.47	-	984.80	30.49	20.29 - 30.29	988.16 - 978.16
			04/10/2017	DRY			NA			
			10/03/2017	-	28.19	-	980.08			
			03/12/2018	-	25.86	-	982.41			
			04/22/2019	-	19.34	-	988.93			
			08/19/2020	-	22.24	-	986.03			
			09/16/2021	-	27.59	-	980.68			
12430-MW041	1008.35	1008.12	04/10/2017	-	29.36	-	978.76	53.17	47.97 - 52.97	960.38 - 955.38
			10/03/2017	-	28.35	-	979.77			
			03/12/2018	-	25.93	-	982.19			
			04/22/2019	-	19.68	-	988.44			
			08/19/2020	-	22.73	-	985.39			
			09/16/2021	-	27.97	-	980.15			
12430-MW05	998.24	997.73	03/31/2015	-	13.01	-	984.72	20.80	10.60 - 20.60	987.64 - 977.64
			04/10/2017	-	18.61	-	979.12			
			10/03/2017	-	18.26	-	979.47			
			03/12/2018	-	15.20	-	982.53			
			04/22/2019	-	9.71	-	988.02			
			08/19/2020	-	13.33	-	984.40			
			09/15/2021	-	18.13	-	979.60			
12430-MW06	998.58	998.27	03/31/2015	-	13.32	-	984.95	21.47	11.27 - 21.27	987.31 - 977.31
			04/10/2017	-	19.01	-	979.26			
			10/03/2017	-	18.25	-	980.02			
			03/12/2018	-	15.53	-	982.74			
			04/22/2019	-	9.71	-	988.56			
			08/19/2020	-	13.17	-	985.10			
			09/15/2021	-	18.05	-	980.22			
12430-MW07	1006.27	1005.88	03/31/2015	-	19.61	-	986.27	31.04	20.84 - 30.84	985.43 - 975.43
			04/10/2017	DRY			NA			
			10/03/2017	-	25.52	-	980.36			
			03/12/2018	-	22.85	-	983.03			
			04/22/2019	-	17.13	-	17.13			
			08/19/2020	-	20.36	-	985.52			
			09/15/2021	-	25.36	-	980.52			
12430-MW08	1007.86	1007.43	03/31/2015	-	22.71	-	984.72	31.10	20.90 - 30.90	986.96 - 976.96
			04/10/2017	-	28.58	-	978.85			
			10/03/2017	-	27.62	-	979.81			
			03/12/2018	-	25.04	-	982.39			
			04/22/2019	-	19.09	-	988.34			
			08/19/2020	-	22.13	-	985.30			
			09/15/2021	-	27.25	-	980.18			
12430-MW09	1009.07	1008.55	03/31/2015	-	23.20	-	985.35	30.04	19.84 - 29.84	989.23 - 979.23
			04/10/2017	DRY			NA			
			10/03/2017	-	27.96	-	980.59			
			03/12/2018	-		-	982.81			
			04/22/2019	-	19.15	-	989.40			
			08/19/2020	-	22.03	-	986.52			
			09/15/2021	-	27.43	-	981.12			

Monitoring Well	Ground Surface Elevation	Top-of-Casing Elevation	Date	Free-Product Depth Below Top-of-Casing	Groundwater Depth Below Top-of-Casing	Free-Product Thickness	Groundwater Elevation	Well Depth BGS	Screened Interval Depth	Screened Interval Elevation
12430-MW10	1008.54	1008.22	03/31/2015	-	22.94	-	985.28	30.47	20.27 - 30.27	988.27 - 978.27
			04/10/2017	-	29.30	-	978.92			
			10/03/2017	-	26.98	-	981.24			
			03/12/2018	Car Parked Above Well						
			04/22/2019	-	18.03	-	990.19			
			08/19/2020	-	19.66	-	988.56			
			09/15/2021	-	26.10	-	982.12			
12430-MW11	1008.26	1007.84	03/31/2015	-	22.82	-	985.02	30.83	20.63 - 30.63	987.63 - 977.63
			04/10/2017	-	29.37	-	978.47			
			10/03/2017	-	27.16	-	980.68			
			03/12/2018	-	25.70	-	982.14			
			04/22/2019	-	17.79	-	990.05			
			08/19/2020	-	20.34	-	987.50			
			09/15/2021	-	26.32	-	981.52			
12430-MW12	1005.64	1005.35	04/10/2017	-	26.59	-	978.76	35.69	25.49 - 35.49	980.15 - 970.15
			10/03/2017	-	25.39	-	979.96			
			03/12/2018	-	23.41	-	981.94			
			04/22/2019	-	18.38	-	986.97			
			08/19/2020	-	20.39	-	984.96			
			09/16/2021	-	24.96	-	980.39			
12430-MW12I	1005.65	1005.37	04/10/2017	-	26.65	-	978.72	45.63	40.43 - 45.43	965.22 - 960.22
			10/03/2017	-	25.81	-	979.56			
			03/12/2018	-	23.05	-	982.32			
			04/22/2019	-	17.01	-	988.36			
			08/19/2020	-	20.25	-	985.12			
			09/16/2021	-	25.47	-	979.90			
12430-MW14	1000.38	1000.02	04/10/2017	-	21.25	-	978.77	25.57	15.37 - 25.37	985.01 - 975.01
			10/03/2017	-	20.46	-	979.56			
			03/12/2018	-	17.75	-	982.27			
			04/22/2019	-	11.69	-	988.33			
			08/19/2020	-	15.06	-	984.96			
			09/15/2021	-	20.13	-	979.89			
12430-MW14I	1000.31	1000.11	04/10/2017	-	21.41	-	978.70	67.92	62.72 - 67.72	937.59 - 932.59
			10/03/2017	-	20.64	-	979.47			
			03/12/2018	-	17.93	-	982.18			
			04/22/2019	-	12.13	-	987.98			
			08/19/2020	-	15.39	-	984.72			
			09/15/2021	-	20.35	-	979.76			
12430-MW15	1000.15	999.88	04/10/2017	-	21.18	-	978.70	26.83	16.63 - 26.63	983.52 - 973.52
			10/03/2017	-	20.52	-	979.36			
			03/12/2018	-	17.70	-	982.18			
			04/22/2019	-	15.30	-	984.58			
			08/19/2020	-	15.37	-	984.51			
			09/15/2021	-	20.24	-	979.64			
12430-MW15I	1000.06	999.88	04/10/2017	-	21.24	-	978.64	62.13	56.93 - 61.93	943.13 - 938.13
			10/03/2017	-	20.55	-	979.33			
			03/12/2018	-	17.78	-	982.10			
			04/22/2019	-	12.06	-	987.82			
			08/19/2020	-	15.37	-	984.51			
			09/15/2021	-	20.28	-	979.60			
12430-MW16	1001.01	1000.63	04/10/2017	-	22.10	-	978.53	27.71	17.51 - 27.51	983.50 - 973.50
			10/03/2017	-	21.38	-	979.25			
			03/12/2018	-	18.59	-	982.04			
			04/22/2019	-	12.70	-	987.93			
			08/19/2020	-	16.04	-	984.59			
			09/15/2021	-	21.08	-	979.55			
12430-MW16I	1001.10	1000.72	04/10/2017	-	22.11	-	978.61	65.49	60.29 - 65.29	940.81 - 935.81
			10/03/2017	-	21.41	-	979.31			
			03/12/2018	-	18.65	-	982.07			
			04/22/2019	-	12.86	-	987.86			
			08/19/2020	-	16.23	-	984.49			
			09/15/2021	-	21.16	-	979.56			
12430-MW17	1000.25	999.85	04/10/2017	-	21.36	-	978.49	28.82	18.62 - 28.62	981.63 - 971.63
			10/03/2017	-	20.76	-	979.09			
			03/12/2018	-	17.81	-	982.04			
			04/22/2019	-	12.50	-	987.35			
			08/19/2020	-	16.26	-	983.59			
			09/15/2021	-	20.20	-	979.65			
12430-MW17I	1000.44	1000.01	04/10/2017	-	21.46	-	978.55	60.41	55.21 - 60.21	945.23 - 940.23
			10/03/2017	-	20.82	-	979.19			
			03/12/2018	-	17.97	-	982.04			
			04/22/2019	-	11.74	-	988.27			
			08/19/2020	-	15.74	-	984.27			
			09/15/2021	-	20.65	-	979.36			
12430-MW18	1003.14	1002.78	04/10/2017	-	24.38	-	978.40	29.30	19.10 - 29.10	984.04 - 974.04
			10/03/2017	-	23.61	-	979.17			
			03/12/2018	-	20.90	-	981.88			
			04/22/2019	NOT LOCATED						
			08/19/2020	NOT LOCATED						
			09/15/2021	NOT LOCATED						

Monitoring Well	Ground Surface Elevation	Top-of-Casing Elevation	Date	Free-Product Depth Below Top-of-Casing	Groundwater Depth Below Top-of-Casing	Free-Product Thickness	Groundwater Elevation	Well Depth BGS	Screened Interval Depth	Screened Interval Elevation
12430-MW18I	1002.36	1001.89	03/12/2018	-	19.87	-	982.02	65.47	60.27 - 65.27	942.09 - 937.09
			04/22/2019	NOT LOCATED						
			08/19/2020	NOT LOCATED						
			09/15/2021	NOT LOCATED						
12430-MW19	1008.61	1008.24	04/10/2017	-	29.68	-	978.56	39.69	29.49 - 39.49	979.12 - 969.12
			10/03/2017	-	28.83	-	979.41			
			03/12/2018	-	26.07	-	982.17			
			04/22/2019	-	20.01	-	988.23			
			08/19/2020	-	23.43	-	984.81			
			09/15/2021	-	28.45	-	979.79			
12430-MW19I	1008.55	1008.18	04/10/2017	-	29.57	-	978.61	70.68	65.48 - 70.48	943.07 - 938.07
			10/03/2017	-	28.82	-	979.36			
			03/12/2018	-	25.93	-	982.25			
			04/22/2019	-	20.24	-	987.94			
			08/19/2020	-	23.26	-	984.92			
			09/15/2021	-	28.48	-	979.70			
12430-MW20	1008.40	1008.01	04/10/2017	-	29.41	-	978.60	40.87	30.67 - 40.67	977.73 - 967.73
			10/03/2017	-	28.22	-	979.79			
			03/12/2018	-	25.76	-	982.25			
			04/22/2019	-	22.19	-	985.82			
			08/19/2020	-	23.22	-	984.79			
			09/15/2021	-	27.67	-	980.34			
12430-MW21	1007.16	1006.73	04/10/2017	-	28.06	-	978.67	35.14	24.94 - 34.94	982.22 - 972.22
			10/03/2017	-	27.19	-	979.54			
			03/12/2018	-	24.54	-	982.19			
			04/22/2019	-	18.89	-	987.84			
			08/19/2020	-	21.64	-	985.09			
			09/16/2021	-	26.71	-	980.02			
12430-MW22	1007.45	1007.12	04/10/2017	-	28.31	-	978.81	35.06	24.86 - 34.86	982.59 - 972.59
			10/03/2017	-	27.30	-	979.82			
			03/12/2018	-	24.68	-	982.44			
			04/22/2019	-	18.69	-	988.43			
			08/19/2020	-	21.65	-	985.47			
			09/16/2021	-	26.82	-	980.30			
12430-MW22I	1007.28	1007.03	04/10/2017	-	28.29	-	978.74	49.72	44.52 - 49.52	962.76 - 957.76
			10/03/2017	-	27.46	-	979.57			
			03/12/2018	-	24.73	-	982.30			
			04/22/2019	-	18.61	-	988.42			
			08/19/2020	-	22.02	-	985.01			
			09/16/2021	-	27.06	-	979.97			
12430-MW23	1008.66	1008.24	04/10/2017	-	29.61	-	978.63	39.87	29.67 - 39.67	978.99 - 968.99
			10/03/2017	-	28.71	-	979.53			
			03/12/2018	-	26.14	-	982.10			
			04/22/2019	-	20.04	-	988.20			
			08/19/2020	-	23.16	-	985.08			
			09/15/2021	-	28.27	-	979.97			
12430-MW23I	1008.66	1008.21	10/03/2017	-	28.73	-	979.48	61.69	56.49 - 61.49	952.17 - 947.17
			03/12/2018	-	26.02	-	982.19			
			04/22/2019	-	20.20	-	988.01			
			08/19/2020	-	23.40	-	984.81			
			09/15/2021	-	28.41	-	979.80			
12430-MW24	1006.83	1006.39	04/10/2017	26.56	31.04	4.48	978.49	35.25	25.05 - 35.05	981.78 - 971.78
			04/24/2017	25.87	30.62	4.75	979.10			
			10/03/2017	25.29	31.56	6.27	979.22			
			03/12/2018	23.11	27.37	4.26	982.00			
			05/14/2018 Pre-AFVR	23.17	27.28	4.11	981.99			
			05/18/2018 Pre-AFVR	23.73	25.45	1.72	982.14			
			04/22/2019	18.40	20.12	1.72	987.47			
			01/13/2020 Pre-AFVR	23.14	23.95	0.81	983.01			
			08/19/2020	-	21.28	Sheen	985.11			
			02/08/2021 Pre-AFVR	-	20.74	-	985.65			
			03/22/2021 Pre-AFVR	-	20.04	-	986.35			
			09/16/2021	-	26.40	-	979.99			
12430-MW25	1007.57	1007.27	42835.00	-	28.72	-	978.55	38.20	28.00 - 38.00	979.57 - 969.57
			10/03/2017	-	27.82	-	979.45			
			03/12/2018	-	25.13	-	982.14			
			04/22/2019	-	19.20	-	988.07			
			08/19/2020	-	22.45	-	984.82			
			09/16/2021		27.47		979.80			
12430-MW26	1007.68	1007.33	04/10/2017	-	28.52	-	978.81	36.45	26.25 - 36.25	981.43 - 971.43
			10/03/2017	-	27.50	-	979.83			
			03/12/2018	-	24.94	-	982.39			
			04/22/2019	-	18.84	-	988.49			
			08/19/2020	-	21.78	-	985.55			
			09/16/2021	-	26.98	-	980.35			

Monitoring Well	Ground Surface Elevation	Top-of-Casing Elevation	Date	Free-Product Depth Below Top-of-Casing	Groundwater Depth Below Top-of-Casing	Free-Product Thickness	Groundwater Elevation	Well Depth BGS	Screened Interval Depth	Screened Interval Elevation
12430-MW26I	1007.67	1007.27	04/10/2017	-	28.53	-	978.74	55.11	49.91 - 54.91	957.76 - 952.76
			10/03/2017	-	27.50	-	979.77			
			03/12/2018	-	24.91	-	982.36			
			04/22/2019	-	19.05	-	988.22			
			08/19/2020	-	21.89	-	985.38			
			09/16/2021	-	27.11	-	980.16			
12430-MW27	1007.24	1006.96	10/03/2017	-	27.26	-	979.70	34.70	24.50 - 34.50	982.74 - 972.74
			03/12/2018	-	24.99	-	981.97			
			04/22/2019	-	18.45	-	988.51			
			08/19/2020	-	21.43	-	985.53			
			09/15/2021	-	27.19	-	979.77			
12430-MW27I	1007.49	1007.08	03/12/2018	-	25.20	-	981.88	65.41	60.21 - 65.21	947.28 - 942.28
			04/22/2019	-	18.86	-	988.22			
			08/19/2020	-	21.96	-	985.12			
			09/15/2021	NOT LOCATED						
12430-MW28	1007.08	1006.76	10/03/2017	-	26.82	-	979.94	35.91	25.71 - 35.71	981.37 - 971.37
			03/12/2018	-	24.20	-	982.56			
			04/22/2019	-	18.00	-	988.76			
			08/19/2020	-	21.36	-	985.40			
			09/15/2021	-	26.40	-	980.36			
12430-RW01	1007.18	1006.69	04/10/2017	27.34	29.98	2.64	978.56	40.69	20.49 - 40.49	986.69 - 966.69
			04/17/2017	26.99	30.19	3.20	978.74			
			10/03/2017	25.62	31.71	6.09	979.24			
			03/12/2018	23.14	28.36	5.22	981.98			
			05/14/2018 Pre-AFVR	23.30	27.89	4.59	982.01			
			04/22/2019	18.00	20.35	2.35	987.99			
			01/13/2020 Pre-AFVR	22.45	24.64	2.19	983.58			
			08/19/2020	-	21.66	Sheen	985.03			
			02/08/2021 Pre-AFVR	-	21.13	-	985.56			
			03/22/2021 Pre-AFVR	-	19.63	-	987.06			
			09/16/2021	-	26.71	Sheen	979.98			
12430-RW02	1006.53	1006.23	04/10/2017	26.58	30.63	4.05	978.44	38.08	17.88 - 37.88	988.65 - 968.65
			04/24/2017	25.58	28.63	3.05	979.74			
			10/03/2017	25.61	30.26	4.65	979.23			
			03/12/2018	23.63	26.94	3.31	981.61			
			05/18/2018 Pre-AFVR	23.04	26.84	3.80	982.05			
			04/22/2019	-	18.18	-	988.05			
			08/19/2020	21.18	21.33	0.15	985.16			
			02/08/2021 Pre-AFVR	20.68	21.13	0.45	985.42			
			03/22/2021 Pre-AFVR	-	20.04	-	986.19			
			09/16/2021	-	26.30	-	979.93			
12430-RW03	1006.17	1005.90	04/10/2017	-	27.19	-	978.71	40.00	19.80 - 39.80	986.37 - 966.37
			10/03/2017	-	26.29	-	979.61			
			03/12/2018	-	23.57	-	982.33			
			04/22/2019	-	17.70	-	988.20			
			08/19/2020	-	20.79	-	985.11			
			09/16/2021	-	25.91	-	979.99			
12430-MWX	1007.47	1007.20	04/10/2017	28.53	NA	+1.47	NA	30.27	20.07 - 30.07	987.40 - 977.40
			04/17/2017	28.30	NA	+1.70	NA			
			10/03/2017	-	27.69	Sheen	979.51			
			03/12/2018	-	24.07	Sheen	983.13			
			05/14/2018 Pre-AFVR	-	24.93	-	982.27			
			04/22/2019	-	19.11	-	988.09			
			08/19/2020	-	22.26	-	984.94			
			09/16/2021	-	27.31	-	979.89			
12430-MWXR	1007.67	1007.31	04/10/2017	-	28.66	-	978.65	38.25	28.05 - 38.05	979.62 - 969.62
			04/17/2017	28.43	28.45	0.02	978.87			
			10/03/2017	-	27.83	Sheen	979.48			
			03/12/2018	-	25.06	-	982.25			
			04/22/2019	-	19.20	-	988.11			
			08/19/2020	-	22.45	-	984.86			
			09/16/2021	-	27.50	-	979.81			

NOTES:
Measurements are in feet
BGS - below ground surface
Elevations are NAVD 88

TABLE 2
Summary of Groundwater Analytical Results
Westside Quick Stop - UST Permit #12430
Greenville, Greenville County, South Carolina

		Free-Product Thickness (feet)	Benzene (µg/L)	Toluene (µg/L)	Ethylbenzene (µg/L)	Xylenes (µg/L)	MTBE (µg/L)	Naphthalene (µg/L)	EDB (µg/L)	1,2 DCA (µg/L)	ETBE (µg/L)	ETBA (µg/L)	TAME (µg/L)	DIPE (µg/L)	Ethanol (µg/L)	TBF (µg/L)	TBA (µg/L)	TAA (µg/L)	Lead (µg/L)	Dissolved Lead (µg/L)
		---	RBSL 5	RBSL 1,000	RBSL 700	RBSL 10,000	RBSL 40	RBSL 25	RBSL 0.05	RBSL 5	RBSL 47	RBSL NE	RBSL 128	RBSL 150	RBSL 10,000	RBSL NE	RBSL 1,400	RBSL 240	RBSL 15	RBSL 15
12430-MW01	08/13/2013	-	***27000***	***54000***	***2700***	***13000***	***5200***	<500	***0.90***	<500	<500	<10000	<5000	***2600***	<50000	<2500	<10000	***27000***	<10	NT
			27000	***54000***	***2700***	***13000***	***5200***	<500	***0.93***	<500	<500	<10000	<5000	***2600***	<50000	<2500	<10000	***28000***	<10	NT
	03/30/2015	-	***3000***	***6300***	***440***	***2500***	***800***	<20	<0.049	<7.4	<10	<75	<13	***68***	<960	<33	***180 J***	***1800***	<4.7	NT
			3000	***6200***	***420***	***2500***	***820***	<20	<0.0049	<7.4	<10	<75	<13	***67***	<960	<33	***190 J***	***1900***	<4.7	NT
	04/10/2017	***4.16***	NS	NS	NS	NS	NS	NS	NS	NS	NS	NS	NS	NS	NS	NS	NS	NS	NS	NS
	03/12/2018	***4.89***	NS	NS	NS	NS	NS	NS	NS	NS	NS	NS	NS	NS	NS	NS	NS	NS	NS	NS
	05/18/2018	***4.26***	AFVR Event Peformed - 05/18/2018 through 05/22/2018																	
	04/22/2019	***0.20***	NS	NS	NS	NS	NS	NS	NS	NS	NS	NS	NS	NS	NS	NS	NS	NS	NS	NS
	01/13/2020	***0.44***	AFVR Event Peformed - 01/13/2020 through 01/17/2020																	
	08/22/2020	***SHEEN***	***14000***	***43400***	***3050***	***16400***	<1240	<836	<0.011	<824	<3380	<21600	<1220	<1400	<57600	<9640	<36400	<26200	NT	NT
	09/16/2021	***0.03***	NS	NS	NS	NS	NS	NS	NS	NS	NS	NS	NS	NS	NS	NS	NS	NS	NS	NS
12430-MW02	08/13/2013	-	***1000***	***1000***	***200***	***570***	***23***	<20	<0.019	<20	<20	<400	<200	<100	<2000	<100	<400	***910***	<10	NT
	03/30/2015	-	***23000***	***51000***	***3200***	***15000***	***520***	***620***	***0.36***	<74	<100	<750	<130	***1600***	<9600	<330	<1100	***20000***	<4.7	NT
	04/11/2017	-	***851***	***659***	***139***	***562***	<8.5	<10.0	<0.021	<9.0	<18.0	<160	<17.0	<8.5	<655	<36.5	<288	***687***	22.0	NT
	03/19/2018	-	***545***	***710***	***134***	***924***	<8.5	<10.0	<0.020	<9.0	<18.0	<160	<17.0	<8.5	<655	<36.5	<288	***1240***	NT	<2.5
			570	***494***	***108***	***817***	<8.5	<10.0	<0.020	<9.0	<18.0	<160	<17.0	<8.5	<655	<36.5	<288	***1020***	NT	<2.5
	04/23/2019	-	***577***	***82.3***	***37.3***	***609***	<15.5	***11.9 J***	<0.011	<10.3	<42.3	<270	<15.2	<17.4	<720	<120	<455	***597***	NT	NT
	08/22/2020	-	***209***	***4.3 J***	<3.7	***120***	<6.2	<4.2	<0.011	<4.1	<16.9	<108	<6.1	<7.0	<288	<48.2	<182	<131	NT	NT
			233	***10.3***	***5.8 J***	***137***	<6.2	<4.2	<0.011	<4.1	<16.9	<108	<6.1	<7.0	<288	<48.2	<182	***132 J***	NT	NT
	09/16/2021	-	***320***	***72***	***32***	***200***	<2.0	<2.0	<0.0049	<2.0	<2.0	<40	<2.1	***5.1***	<260	<10	<40	***310***	NT	NT
	Dup C		***320***	***94***	***43***	***250***	***2.2***	***1.8***	<0.0052	<0.40	<0.40	<8.0	***0.50***	***5.6***	<52	<2.0	***16***	***340***	NT	NT
	10/11/2021	-	NT	NT	NT	NT	NT	NT	<0.0081	NT	NT	NT	NT	NT	NT	NT	NT	NT	NT	NT
	Dup C	-	NT	NT	NT	NT	NT	NT	<0.0082	NT	NT	NT	NT	NT	NT	NT	NT	NT	NT	NT
12430-MW03	08/13/2013	-	<1	<1	<1	<1	<1	<1	<0.020	<1	<1	<20	<10	<5	<100	<5	<20	<20	<10	NT
	03/30/2015	-	<0.13	<0.33	<0.33	<0.33	<0.40	<0.40	<0.020	<0.15	<0.20	<1.5	<0.25	<0.40	<19	<0.66	<2.3	<1.5	***9 J***	NT
	04/10/2017		DRY																	
	03/19/2018	-	<1.7	<1.6	<1.6	<5.0	<1.7	<2.0	<0.020	<1.8	<3.6	<32.1	<3.4	<1.7	<131	<7.3	<57.7	<76.8	NT	NT
	04/23/2019	-	<1.7	<2.0	<1.8	<5.0	<3.1	<2.1	<0.011	<2.1	<8.5	<53.9	<3.0	<3.5	<144	<24.1	<91.0	<65.6	NT	NT
	08/20/2020	-	<1.7	<2.0	<1.8	<5.0	<3.1	<2.1	<0.012	<2.1	<8.5	<53.9	<3.0	<3.5	<144	<24.1	<91.0	<65.6	NT	NT
	09/15/2021	-	<0.40	<0.40	<0.40	<0.40	<0.40	<0.40	<0.0050	<0.40	<0.40	<8.0	<0.42	<0.40	<52	<2.0	<8.0	<8.0	NT	NT
	10/11/2021	-	NT	NT	NT	NT	NT	NT	<0.0081	NT	NT	NT	NT	NT	NT	NT	NT	NT	NT	NT
12430-MW04	03/30/2015	-	***41***	***31***	***6.7***	***63***	<0.40	<0.40	<0.020	<0.15	<0.20	<1.5	<0.25	***4.4***	<19	<0.66	<2.3	***5.1 J***	***6.4 J***	NT
	04/10/2017		DRY																	
	03/19/2018	-	***241***	***11.3***	<3.2	***346***	<3.4	<4.0	<0.020	<3.6	<7.2	<64.2	<6.8	***12.5***	<262	<14.6	<115	<154	NT	NT
	04/23/2019	-	***160***	***24.0***	<3.7	***224***	<6.2	<4.2	<0.011	<4.1	<16.9	<108	<6.1	***45.1***	<288	<48.2	***277***	<131	NT	NT
	08/20/2020	-	***13.7***	<2.0	<1.8	<5.0	<3.1	<2.1	<0.011	<2.1	<8.5	<53.9	<3.0	***5.7***	<144	<24.1	<91.0	<65.6	NT	NT
	09/16/2021	-	<0.40	<0.40	<0.40	<0.40	<0.40	<0.40	<0.0050	<0.40	<0.40	<8.0	<0.42	<0.40	<52	<2.0	<8.0	<8.0	NT	NT
12430-MW04I	04/11/2017	-	***3.8 J***	***1.9 J***	<1.6	<2.7	<1.7	<2.0	<0.019	<1.8	<3.6	<32.1	<3.4	<1.7	<131	<7.3	<57.7	<76.8	<2.5	NT
	03/19/2018	-	<1.7	<1.6	<1.6	<5.0	<1.7	<2.0	<0.020	<1.8	<3.6	<32.1	<3.4	<1.7	<131	<7.3	<57.7	<76.8	NT	NT
	04/23/2019	-	<1.7	***3.2 J***	<1.8	<5.0	<3.1	<2.1	<0.011	<2.1	<8.5	<53.9	<3.0	<3.5	<144	<24.1	<91.0	<65.6	NT	NT
	08/20/2020	-	<1.7	<2.0	<1.8	<5.0	<3.1	<2.1	<0.011	<2.1	<8.5	<53.9	<3.0	<3.5	<144	<24.1	<91.0	<65.6	NT	NT
	09/16/2021	-	<0.40	<0.40	<0.40	<0.40	<0.40	<0.40	<0.0050	<0.40	<0.40	<8.0	<0.42	<0.40	<52	<2.0	<8.0	<8.0	NT	NT

		Free-Product Thickness (feet)	Benzene (µg/L)	Toluene (µg/L)	Ethylbenzene (µg/L)	Xylenes (µg/L)	MTBE (µg/L)	Naphthalene (µg/L)	EDB (µg/L)	1,2 DCA (µg/L)	ETBE (µg/L)	ETBA (µg/L)	TAME (µg/L)	DIPE (µg/L)	Ethanol (µg/L)	TBF (µg/L)	TBA (µg/L)	TAA (µg/L)	Lead (µg/L)	Dissolved Lead (µg/L)
		---	RBSL 5	RBSL 1,000	RBSL 700	RBSL 10,000	RBSL 40	RBSL 25	RBSL 0.05	RBSL 5	RBSL 47	RBSL NE	RBSL 128	RBSL 150	RBSL 10,000	RBSL NE	RBSL 1,400	RBSL 240	RBSL 15	RBSL 15
12430-MW05	03/31/2015	-	***0.22 J***	***0.70 J***	<0.33	<0.33	<0.40	<0.40	<0.019	<0.15	<0.20	<1.5	<0.25	<0.40	<19	<0.66	<2.3	<1.5	<4.7	NT
	04/11/2017	-	<1.7	<1.6	<1.6	<2.7	<1.7	<2.0	<0.020	<1.8	<3.6	<32.1	<3.4	<1.7	<131	<7.3	<57.7	<76.8	<2.5	NT
	03/12/2018	-	<1.7	<1.6	<1.6	<5.0	<1.7	<2.0	<0.019	<1.8	<3.6	<32.1	<3.4	<1.7	<131	<7.3	<57.7	<76.8	NT	NT
	04/22/2019	-	<1.7	<2.0	<1.8	<5.0	<3.1	<2.1	<0.011	<2.1	<8.5	<53.9	<3.0	<3.5	<144	<24.1	<91.0	<65.6	NT	NT
	08/19/2020	-	<1.7	<2.0	<1.8	<5.0	<3.1	<2.1	<0.011	<2.1	<8.5	<53.9	<3.0	<3.5	<144	<24.1	<91.0	<65.6	NT	NT
	09/15/2021	-	<0.40	<0.40	<0.40	<0.40	<0.40	<0.40	<0.0050	<0.40	<0.40	<8.0	<0.42	<0.40	<52	<2.0	<8.0	<8.0	NT	NT
	10/11/2021	-	NT	NT	NT	NT	NT	NT	<0.0080	NT	NT	NT	NT	NT	NT	NT	NT	NT	NT	NT
12430-MW06	03/31/2015	-	***0.18 J***	***0.73 J***	<0.33	<0.33	<0.40	<0.40	<0.020	<0.15	<0.20	<1.5	<0.25	<0.40	<19	<0.66	<2.3	<1.5	***14***	NT
	04/11/2017	-	<1.7	<1.6	<1.6	<2.7	<1.7	<2.0	<0.020	<1.8	<3.6	<32.1	<3.4	<1.7	<131	<7.3	<57.7	<76.8	**46.4**	NT
	03/12/2018	-	<1.7	<1.6	<1.6	<5.0	<1.7	<2.0	<0.020	<1.8	<3.6	<32.1	<3.4	<1.7	<131	<7.3	<57.7	<76.8	NT	<2.5
	04/22/2019	-	<1.7	<2.0	<1.8	<5.0	<3.1	<2.1	<0.012	<2.1	<8.5	<53.9	<3.0	<3.5	<144	<24.1	<91.0	<65.6	NT	NT
	08/19/2020	-	<1.7	<2.0	<1.8	<5.0	<3.1	<2.1	<0.011	<2.1	<8.5	<53.9	<3.0	<3.5	<144	<24.1	<91.0	<65.6	NT	NT
	09/15/2021	-	<0.40	<0.40	<0.40	<0.40	<0.40	<0.40	<0.0049	<0.40	<0.40	<8.0	<0.42	<0.40	<52	<2.0	<8.0	<8.0	NT	NT
	10/11/2021	-	NT	NT	NT	NT	NT	NT	<0.0079	NT	NT	NT	NT	NT	NT	NT	NT	NT	NT	NT
12430-MW07	03/31/2015	-	<0.13	<0.33	<0.33	<0.33	<0.40	<0.40	<0.019	<0.15	<0.20	<1.5	<0.25	<0.40	<19	<0.66	<2.3	<1.5	***4.8 J***	NT
	04/10/2017	DRY																		
	03/19/2018	-	<1.7	<1.6	<1.6	<5.0	<1.7	<2.0	<0.020	<1.8	<3.6	<32.1	<3.4	<1.7	<131	<7.3	<57.7	<76.8	NT	NT
	04/22/2019	-	<1.7	<2.0	<1.8	<5.0	<3.1	<2.1	<0.011	<2.1	<8.5	<53.9	<3.0	<3.5	<144	<24.1	<91.0	<65.6	NT	NT
	08/20/2020	-	<1.7	<2.0	<1.8	<5.0	<3.1	<2.1	<0.011	<2.1	<8.5	<53.9	<3.0	<3.5	<144	<24.1	<91.0	<65.6	NT	NT
	09/15/2021	-	<0.40	<0.40	<0.40	<0.40	<0.40	<0.40	<0.0052	<0.40	<0.40	<8.0	<0.42	<0.40	<52	<2.0	<8.0	<8.0	NT	NT
	10/11/2021	-	NT	NT	NT	NT	NT	NT	<0.0082	NT	NT	NT	NT	NT	NT	NT	NT	NT	NT	NT
12430-MW08	03/30/2015	-	<0.13	<0.33	<0.33	<0.33	<0.40	<0.40	<0.020	<0.15	<0.20	<1.5	<0.25	<0.40	<19	<0.66	***26***	***14 J***	<4.7	NT
	04/11/2017	-	<1.7	<1.6	<1.6	<2.7	<1.7	<2.0	<0.020	<1.8	<3.6	<32.1	<3.4	<1.7	<131	<7.3	<57.7	<76.8	<2.5	NT
	03/19/2018	-	<1.7	<1.6	<1.6	<5.0	<1.7	<2.0	<0.020	<1.8	<3.6	<32.1	<3.4	<1.7	<131	<7.3	<57.7	<76.8	NT	NT
	04/22/2019	-	<1.7	<2.0	<1.8	<5.0	<3.1	<2.1	<0.011	<2.1	<8.5	<53.9	<3.0	<3.5	<144	<24.1	<91.0	<65.6	NT	NT
	08/20/2020	-	<1.7	<2.0	<1.8	<5.0	<3.1	<2.1	<0.011	<2.1	<8.5	<53.9	<3.0	<3.5	<144	<24.1	<91.0	<65.6	NT	NT
	09/15/2021	-	<0.40	<0.40	<0.40	<0.40	<0.40	<0.40	<0.0049	<0.40	<0.40	<8.0	<0.42	<0.40	<52	<2.0	<8.0	<8.0	NT	NT
	10/11/2021	-	NT	NT	NT	NT	NT	NT	<0.0080	NT	NT	NT	NT	NT	NT	NT	NT	NT	NT	NT
12430-MW09	03/30/2015	-	<0.13	<0.33	<0.33	<0.33	<0.40	<0.40	<0.020	<0.15	<0.20	<1.5	<0.25	<0.40	<19	<0.66	<2.3	<1.5	<4.7	NT
	04/10/2017	DRY																		
	03/19/2018	-	<1.7	<1.6	<1.6	<5.0	<1.7	<2.0	<0.019	<1.8	<3.6	<32.1	<3.4	<1.7	<131	<7.3	<57.7	<76.8	NT	NT
	04/22/2019	-	<1.7	<2.0	<1.8	<5.0	<3.1	<2.1	<0.011	<2.1	<8.5	<53.9	<3.0	<3.5	<144	<24.1	<91.0	<65.6	NT	NT
	08/20/2020	-	<1.7	<2.0	<1.8	<5.0	<3.1	<2.1	<0.011	<2.1	<8.5	<53.9	<3.0	<3.5	<144	<24.1	<91.0	<65.6	NT	NT
	09/15/2021	-	<0.40	<0.40	<0.40	<0.40	<0.40	<0.40	<0.0050	<0.40	<0.40	<8.0	<0.42	<0.40	<52	<2.0	<8.0	<8.0	NT	NT
	10/11/2021	-	NT	NT	NT	NT	NT	NT	<0.0081	NT	NT	NT	NT	NT	NT	NT	NT	NT	NT	NT
12430-MW10	03/30/2015	-	<0.13	<0.33	<0.33	<0.33	<0.40	<0.40	<0.0049	<0.15	<0.20	<1.5	<0.25	<0.40	<19	<0.66	***3.6 J***	<1.5	<4.7	NT
	04/10/2017	-	<1.7	<1.6	<1.6	<2.7	<1.7	<2.0	<0.020	<1.8	<3.6	<32.1	<3.4	<1.7	<131	<7.3	<57.7	<76.8	***286***	NT
	03/12/2018	NOT SAMPLED - CAR PARKED ABOVE MONITORING WELL																		
	04/22/2019	-	<1.7	<2.0	<1.8	<5.0	<3.1	<2.1	<0.011	<2.1	<8.5	<53.9	<3.0	<3.5	<144	<24.1	<91.0	<65.6	NT	NT
	08/20/2020	-	<1.7	<2.0	<1.8	<5.0	<3.1	<2.1	<0.011	<2.1	<8.5	<53.9	<3.0	<3.5	<144	<24.1	<91.0	<65.6	NT	NT
	09/15/2021	-	<0.40	<0.40	<0.40	<0.40	<0.40	<0.40	<0.0049	<0.40	<0.40	<8.0	<0.42	<0.40	<52	<2.0	<8.0	<8.0	NT	NT
	10/11/2021	-	NT	NT	NT	NT	NT	NT	<0.0080	NT	NT	NT	NT	NT	NT	NT	NT	NT	NT	NT

		Free-Product Thickness (feet)	Benzene (µg/L)	Toluene (µg/L)	Ethylbenzene (µg/L)	Xylenes (µg/L)	MTBE (µg/L)	Naphthalene (µg/L)	EDB (µg/L)	1,2 DCA (µg/L)	ETBE (µg/L)	ETBA (µg/L)	TAME (µg/L)	DIPE (µg/L)	Ethanol (µg/L)	TBF (µg/L)	TBA (µg/L)	TAA (µg/L)	Lead (µg/L)	Dissolved Lead (µg/L)
		---	RBSL 5	RBSL 1,000	RBSL 700	RBSL 10,000	RBSL 40	RBSL 25	RBSL 0.05	RBSL 5	RBSL 47	RBSL NE	RBSL 128	RBSL 150	RBSL 10,000	RBSL NE	RBSL 1,400	RBSL 240	RBSL 15	RBSL 15
12430-MW11	03/30/2015	-	<0.13	<0.33	<0.33	<0.33	<0.40	<0.40	<0.020	<0.15	<0.20	<1.5	<0.25	<0.40	<19	<0.66	<2.3	<1.5	***6.7 J***	NT
	04/10/2017	-	<1.7	<1.6	<1.6	<2.7	<1.7	***2.3 J***	<0.020	<1.8	<3.6	<32.1	<3.4	<1.7	<131	<7.3	<57.7	***77.5 J***	***68.4***	NT
	03/12/2018	-	<1.7	<1.6	<1.6	<5.0	<1.7	<2.0	<0.019	<1.8	<3.6	<32.1	<3.4	<1.7	<131	<7.3	<57.7	<76.8	NT	<2.5
	04/22/2019	-	<1.7	<2.0	<1.8	<5.0	<3.1	<2.1	<0.011	<2.1	<8.5	<53.9	<3.0	<3.5	<144	<24.1	<91.0	<65.6	NT	NT
	08/20/2020	-	<1.7	<2.0	<1.8	<5.0	<3.1	<2.1	<0.011	<2.1	<8.5	<53.9	<3.0	<3.5	<144	<24.1	<91.0	<65.6	NT	NT
	09/15/2021	-	<0.40	<0.40	<0.40	<0.40	<0.40	<0.40	<0.0050	<0.40	<0.40	<8.0	<0.42	<0.40	<52	<2.0	<8.0	<8.0	NT	NT
	10/11/2021	-	NT	NT	NT	NT	NT	NT	<0.0079	NT	NT	NT	NT	NT	NT	NT	NT	NT	NT	NT
12430-MW12	04/15/2017	-	***2050***	***3930***	***422***	***1580***	<34.0	<40.0	<0.019	<36.0	<72.0	<642	<68.0	<34.0	<2620	<146	<1150	***3010***	<2.5	NT
	03/19/2018	-	***1930***	***2840***	***383***	***1380***	<42.5	<50.0	<0.020	<45.0	<90.0	<802	<85.0	<42.5	<3280	<182	<1440	***3490***	NT	NT
	04/23/2019	-	***1820***	***3130***	***410***	***1600***	<62.0	<41.8	<0.011	<41.2	<169	<1080	<60.8	<69.8	<2880	<482	<1820	***4450***	NT	NT
	08/22/2020	-	***3440***	***9080***	***1270***	***5860***	<155	***110 J***	<0.011	<103	<423	<2700	<152	<174	<7200	<1200	<4550	***6780***	NT	NT
			3730	***8780***	***1200***	***5560***	<155	***105 J***	<0.011	<103	<423	<2700	<152	<174	<7200	<1200	<4550	***7980***	NT	NT
	09/16/2021	-	***3600***	***8900***	***1200***	***5900***	<40	***200***	<0.50	<40	<40	<800	<42	***49***	<5200	<200	<800	***7800***	NT	NT
	Dup B		***3400***	***8300***	***1200***	***5700***	<40	***210***	<0.28	<40	<40	<800	<42	***50***	<5200	<200	<800	***8600***	NT	NT
	10/11/2021	-	NT	NT	NT	NT	NT	NT	<0.0091	NT	NT	NT	NT	NT	NT	NT	NT	NT	NT	NT
	Dup B	-	NT	NT	NT	NT	NT	NT	<0.0089	NT	NT	NT	NT	NT	NT	NT	NT	NT	NT	NT
12430-MW12I	04/15/2017	-	***2700***	***6210***	***576***	***2740***	<68.0	<80.0	<0.020	<72.0	<144	<1280	<136	<68.0	<5240	<292	<2310	***3680 J***	<2.5	NT
	03/19/2018	-	***1440***	***2880***	***231***	***1570***	<34.0	***41.8 J***	<0.020	<36.0	<72.0	<642	<68.0	<34.0	<2620	<146	<1150	***3830***	NT	NT
	04/23/2019	-	***2460***	***3070***	***338***	***1770***	<62.0	***71.1 J***	<0.012	<41.2	<169	<1080	<60.8	***121***	<2880	<482	<1820	***4640***	NT	NT
	08/22/2020	-	***1820***	***5530***	***871***	***3910***	<155	***109 J***	<0.011	<103	<423	<2700	<152	<174	<7200	<1200	<4550	<3280	NT	NT
	09/16/2021	-	***820***	<1200	***470***	***1500***	<8.0	***81***	<0.0050	<8.0	<8.0	<160	<8.4	***32***	<1000	<40	<160	***970***	NT	NT
12430-MW14	04/11/2017	-	***746***	***748***	***80.5***	***476***	<8.5	<10.0	<0.020	<9.0	<18.0	<160	<17.0	<8.5	***795 J***	<36.5	<288	***2050***	***3.1 J***	NT
			764	***749***	***79.6***	***462***	<8.5	<10.0	<0.020	<9.0	<18.0	<160	<17.0	<8.5	<655	<36.5	<288	***2220***	***10.6***	NT
	03/12/2018	-	***526***	***535***	***59.1***	***374***	<8.5	<10.0	<0.020	<9.0	<18.0	<160	<17.0	<8.5	<655	<36.5	<288	<384	NT	NT
			520	***522***	***57.4***	***358***	<8.5	<10.0	<0.020	<9.0	<18.0	<160	<17.0	<8.5	<655	<36.5	<288	***1070***	NT	NT
	04/22/2019	-	***575***	***300***	***56.1***	***614***	<12.4	<8.4	<0.011	<8.2	<33.8	<216	<12.2	<14.0	<576	<96.4	<364	***3150***	NT	NT
	08/19/2020	-	***278***	***49.5***	***31.4***	***181***	<6.2	<4.2	<0.011	<4.1	<16.9	<108	<6.1	<7.0	<288	<48.2	<182	***1870***	NT	NT
	09/15/2021	-	***180***	***17***	***3.5***	***98***	<0.40	<0.40	<0.050	<0.40	<0.40	<8.0	<0.42	***1.7***	<52	<2.0	***63***	***1000***	NT	NT
	10/11/2021	-	NT	NT	NT	NT	NT	NT	<0.0077	NT	NT	NT	NT	NT	NT	NT	NT	NT	NT	NT
12430-MW14I	04/11/2017	-	***33.4***	***16.0***	***2.6 J***	***15.0***	<1.7	<2.0	<0.020	<1.8	<3.6	<32.1	<3.4	<1.7	<131	<7.3	<57.7	***111***	<2.5	NT
	03/12/2018	-	***3.4 J***	<1.6	<1.6	<5.0	<1.7	<2.0	<0.019	<1.8	<3.6	<32.1	<3.4	<1.7	<131	<7.3	<57.7	<76.8	NT	NT
	04/22/2019	-	<1.7	<2.0	<1.8	<5.0	<3.1	<2.1	<0.011	<2.1	<8.5	<53.9	<3.0	<3.5	<144	<24.1	<91.0	<65.6	NT	NT
	08/19/2020	-	<1.7	<2.0	<1.8	<5.0	<3.1	<2.1	<0.011	<2.1	<8.5	<53.9	<3.0	<3.5	<144	<24.1	<91.0	<65.6	NT	NT
	09/15/2021	-	<0.40	<0.40	<0.40	<0.40	<0.40	<0.40	<0.0050	<0.40	<0.40	<8.0	<0.42	<0.40	<52	<2.0	<8.0	<8.0	NT	NT
	10/11/2021	-	NT	NT	NT	NT	NT	NT	<0.0080	NT	NT	NT	NT	NT	NT	NT	NT	NT	NT	NT
12430-MW15	04/11/2017	-	<1.7	<1.6	<1.6	<2.7	<1.7	<2.0	<0.020	<1.8	<3.6	<32.1	<3.4	<1.7	<131	<7.3	<57.7	<76.8	<2.5	NT
	03/12/2018	-	<1.7	<1.6	<1.6	<5.0	<1.7	<2.0	<0.020	<1.8	<3.6	<32.1	<3.4	<1.7	<131	<7.3	<57.7	<76.8	NT	NT
	04/22/2019	-	<1.7	<2.0	<1.8	<5.0	<3.1	<2.1	<0.011	<2.1	<8.5	<53.9	<3.0	<3.5	<144	<24.1	<91.0	<65.6	NT	NT
	08/19/2020	-	<1.7	<2.0	<1.8	<5.0	<3.1	<2.1	<0.012	<2.1	<8.5	<53.9	<3.0	<3.5	<144	<24.1	<91.0	<65.6	NT	NT
	09/15/2021	-	<0.40	<0.40	<0.40	<0.40	<0.40	<0.40	<0.0049	<0.40	<0.40	<8.0	<0.42	<0.40	<52	<2.0	<8.0	<8.0	NT	NT
	10/11/2021	-	NT	NT	NT	NT	NT	NT	<0.0080	NT	NT	NT	NT	NT	NT	NT	NT	NT	NT	NT

		Free-Product Thickness (feet)	Benzene (µg/L)	Toluene (µg/L)	Ethylbenzene (µg/L)	Xylenes (µg/L)	MTBE (µg/L)	Naphthalene (µg/L)	EDB (µg/L)	1,2 DCA (µg/L)	ETBE (µg/L)	ETBA (µg/L)	TAME (µg/L)	DIPE (µg/L)	Ethanol (µg/L)	TBF (µg/L)	TBA (µg/L)	TAA (µg/L)	Lead (µg/L)	Dissolved Lead (µg/L)
		---	RBSL 5	RBSL 1,000	RBSL 700	RBSL 10,000	RBSL 40	RBSL 25	RBSL 0.05	RBSL 5	RBSL 47	RBSL NE	RBSL 128	RBSL 150	RBSL 10,000	RBSL NE	RBSL 1,400	RBSL 240	RBSL 15	RBSL 15
12430-MW15I	04/11/2017	-	<1.7	<1.6	<1.6	<2.7	<1.7	<2.0	<0.020	<1.8	<3.6	<32.1	<3.4	<1.7	<131	<7.3	<57.7	<76.8	<2.5	NT
	03/12/2018	-	<1.7	<1.6	<1.6	<5.0	<1.7	<2.0	<0.020	<1.8	<3.6	<32.1	<3.4	<1.7	<131	<7.3	<57.7	<76.8	NT	NT
	04/22/2019	-	<1.7	<2.0	<1.8	<5.0	<3.1	<2.1	<0.011	<2.1	<8.5	<53.9	<3.0	<3.5	<144	<24.1	<91.0	<65.6	NT	NT
	08/19/2020	-	<1.7	<2.0	<1.8	<5.0	<3.1	<2.1	<0.011	<2.1	<8.5	<53.9	<3.0	<3.5	<144	<24.1	<91.0	<65.6	NT	NT
	09/15/2021	-	<0.40	<0.40	<0.40	<0.40	<0.40	<0.40	<0.0050	<0.40	<0.40	<8.0	<0.42	<0.40	<52	<2.0	<8.0	<8.0	NT	NT
	10/11/2021	-	NT	NT	NT	NT	NT	NT	<0.0082	NT	NT	NT	NT	NT	NT	NT	NT	NT	NT	NT
12430-MW16	04/11/2017	-	<1.7	<1.6	<1.6	<2.7	<1.7	<2.0	<0.020	<1.8	<3.6	<32.1	<3.4	<1.7	<131	<7.3	<57.7	<76.8	***2.8 J***	NT
	03/12/2018	-	<1.7	<1.6	<1.6	<5.0	<1.7	<2.0	<0.019	<1.8	<3.6	<32.1	<3.4	<1.7	<131	<7.3	<57.7	<76.8	NT	NT
	04/22/2019	-	<1.7	<2.0	<1.8	<5.0	<3.1	<2.1	<0.011	<2.1	<8.5	<53.9	<3.0	<3.5	<144	<24.1	<91.0	<65.6	NT	NT
	08/19/2020	-	<1.7	<2.0	<1.8	<5.0	<3.1	<2.1	<0.011	<2.1	<8.5	<53.9	<3.0	<3.5	<144	<24.1	<91.0	<65.6	NT	NT
	09/15/2021	-	<0.40	<0.40	<0.40	<0.40	<0.40	<0.40	<0.0050	<0.40	<0.40	<8.0	<0.42	<0.40	<52	<2.0	<8.0	<8.0	NT	NT
	10/11/2021	-	NT	NT	NT	NT	NT	NT	<0.0081	NT	NT	NT	NT	NT	NT	NT	NT	NT	NT	NT
12430-MW16I	04/11/2017	-	<1.7	<1.6	<1.6	<2.7	<1.7	<2.0	<0.020	<1.8	<3.6	<32.1	<3.4	<1.7	<131	<7.3	<57.7	<76.8	<2.5	NT
	03/12/2018	-	<1.7	<1.6	<1.6	<5.0	<1.7	<2.0	<0.019	<1.8	<3.6	<32.1	<3.4	<1.7	<131	<7.3	<57.7	<76.8	NT	NT
	04/22/2019	-	<1.7	<2.0	<1.8	<5.0	<3.1	<2.1	<0.011	<2.1	<8.5	<53.9	<3.0	<3.5	<144	<24.1	<91.0	<65.6	NT	NT
	08/19/2020	-	<1.7	<2.0	<1.8	<5.0	<3.1	<2.1	<0.011	<2.1	<8.5	<53.9	<3.0	<3.5	<144	<24.1	<91.0	<65.6	NT	NT
	09/15/2021	-	<0.40	<0.40	<0.40	<0.40	<0.40	<0.40	<0.0050	<0.40	<0.40	<8.0	<0.42	<0.40	<52	<2.0	<8.0	<8.0	NT	NT
	10/11/2021	-	NT	NT	NT	NT	NT	NT	<0.0080	NT	NT	NT	NT	NT	NT	NT	NT	NT	NT	NT
12430-MW17	04/10/2017	-	<1.7	<1.6	<1.6	<2.7	<1.7	<2.0	<0.020	<1.8	<3.6	<32.1	<3.4	<1.7	<131	<7.3	<57.7	<76.8	<2.5	NT
	03/19/2018	-	<1.7	<1.6	<1.6	<5.0	<1.7	<2.0	<0.020	<1.8	<3.6	<32.1	<3.4	<1.7	<131	<7.3	<57.7	<76.8	NT	NT
	04/22/2019	-	<1.7	<2.0	<1.8	<5.0	<3.1	<2.1	<0.011	<2.1	<8.5	<53.9	<3.0	<3.5	<144	<24.1	<91.0	<65.6	NT	NT
	08/19/2020	-	<1.7	<2.0	<1.8	<5.0	<3.1	<2.1	<0.011	<2.1	<8.5	<53.9	<3.0	<3.5	<144	<24.1	<91.0	<65.6	NT	NT
	09/15/2021	-	<0.40	<0.40	<0.40	<0.40	<0.40	<0.40	<0.0050	<0.40	<0.40	<8.0	<0.42	<0.40	<52	<2.0	<8.0	<8.0	NT	NT
	10/11/2021	-	NT	NT	NT	NT	NT	NT	<0.0082	NT	NT	NT	NT	NT	NT	NT	NT	NT	NT	NT
12430-MW17I	04/10/2017	-	<1.7	<1.6	<1.6	<2.7	<1.7	<2.0	<0.020	<1.8	<3.6	<32.1	<3.4	<1.7	<131	<7.3	<57.7	<76.8	<2.5	NT
	03/19/2018	-	<1.7	<1.6	<1.6	<5.0	<1.7	<2.0	<0.020	<1.8	<3.6	<32.1	<3.4	<1.7	<131	<7.3	<57.7	<76.8	NT	NT
	04/22/2019	-	<1.7	<2.0	<1.8	<5.0	<3.1	<2.1	<0.011	<2.1	<8.5	<53.9	<3.0	<3.5	<144	<24.1	<91.0	<65.6	NT	NT
	08/19/2020	-	<1.7	<2.0	<1.8	<5.0	<3.1	<2.1	<0.012	<2.1	<8.5	<53.9	<3.0	<3.5	<144	<24.1	<91.0	<65.6	NT	NT
	09/15/2021	-	<0.40	<0.40	<0.40	<0.40	<0.40	<0.40	<0.0049	<0.40	<0.40	<8.0	<0.42	<0.40	<52	<2.0	<8.0	<8.0	NT	NT
	10/11/2021	-	NT	NT	NT	NT	NT	NT	<0.0079	NT	NT	NT	NT	NT	NT	NT	NT	NT	NT	NT
12430-MW18	04/11/2017	-	<1.7	<1.6	<1.6	<2.7	<1.7	<2.0	<0.019	<1.8	<3.6	<32.1	<3.4	<1.7	<131	<7.3	<57.7	<76.8	<2.5	NT
	03/12/2018	-	<1.7	<1.6	<1.6	<5.0	<1.7	<2.0	<0.020	<1.8	<3.6	<32.1	<3.4	<1.7	<131	<7.3	<57.7	<76.8	NT	NT
	04/22/2019	NOT LOCATED																		
	08/20/2020	NOT LOCATED																		
	09/15/2021	NOT LOCATED																		
12430-MW18I	03/12/2018	-	<1.7	<1.6	<1.6	<5.0	<1.7	<2.0	<0.020	<1.8	<3.6	<32.1	<3.4	<1.7	<131	<7.3	<57.7	<76.8	NT	NT
	04/22/2019	NOT LOCATED																		
	08/20/2020	NOT LOCATED																		
	09/15/2021	NOT LOCATED																		
12430-MW19	04/10/2017	-	<1.7	<1.6	<1.6	<2.7	<1.7	<2.0	<0.020	<1.8	<3.6	<32.1	<3.4	<1.7	<131	<7.3	<57.7	<76.8	<2.5	NT
	03/19/2018	-	<1.7	<1.6	<1.6	<5.0	<1.7	<2.0	<0.019	<1.8	<3.6	<32.1	<3.4	<1.7	<131	<7.3	<57.7	<76.8	NT	NT
	04/23/2019	-	<1.7	<2.0	<1.8	<5.0	<3.1	<2.1	<0.011	<2.1	<8.5	<53.9	<3.0	<3.5	<144	<24.1	<91.0	<65.6	NT	NT
	08/20/2020	-	<1.7	<2.0	<1.8	<5.0	<3.1	<2.1	<0.011	<2.1	<8.5	<53.9	<3.0	<3.5	<144	<24.1	<91.0	<65.6	NT	NT
	09/15/2021	-	<0.40	<0.40	<0.40	<0.40	<0.40	<0.40	<0.0049	<0.40	<0.40	<8.0	<0.42	<0.40	<52	<2.0	<8.0	<8.0	NT	NT
	10/11/2021	-	NT	NT	NT	NT	NT	NT	<0.0079	NT	NT	NT	NT	NT	NT	NT	NT	NT	NT	NT

		Free-Product Thickness (feet)	Benzene (µg/L)	Toluene (µg/L)	Ethylbenzene (µg/L)	Xylenes (µg/L)	MTBE (µg/L)	Naphthalene (µg/L)	EDB (µg/L)	1,2 DCA (µg/L)	ETBE (µg/L)	ETBA (µg/L)	TAME (µg/L)	DIPE (µg/L)	Ethanol (µg/L)	TBF (µg/L)	TBA (µg/L)	TAA (µg/L)	Lead (µg/L)	Dissolved Lead (µg/L)
		---	RBSL 5	RBSL 1,000	RBSL 700	RBSL 10,000	RBSL 40	RBSL 25	RBSL 0.05	RBSL 5	RBSL 47	RBSL NE	RBSL 128	RBSL 150	RBSL 10,000	RBSL NE	RBSL 1,400	RBSL 240	RBSL 15	RBSL 15
12430-MW19I	04/10/2017	-	<1.7	<1.6	<1.6	<2.7	<1.7	<2.0	<0.020	<1.8	<3.6	<32.1	<3.4	<1.7	<131	<7.3	<57.7	<76.8	<2.5	NT
	03/19/2018	-	<1.7	<1.6	<1.6	<5.0	<1.7	<2.0	<0.019	<1.8	<3.6	<32.1	<3.4	<1.7	<131	<7.3	<57.7	<76.8	NT	NT
	04/23/2019	-	<1.7	<2.0	<1.8	<5.0	3.2 J	<2.1	<0.011	<2.1	<8.5	<53.9	<3.0	<3.5	<144	<24.1	<91.0	<65.6	NT	NT
	08/20/2020	-	<1.7	<2.0	<1.8	<5.0	<3.1	<2.1	<0.011	<2.1	<8.5	<53.9	<3.0	<3.5	<144	<24.1	<91.0	<65.6	NT	NT
	09/15/2021	-	<0.40	<0.40	<0.40	<0.40	***0.65***	<0.40	<0.0049	<0.40	<0.40	<8.0	<0.42	***1.6***	<52	<2.0	<8.0	<8.0	NT	NT
	10/11/2021	-	NT	NT	NT	NT	NT	NT	<0.0080	NT	NT	NT	NT	NT	NT	NT	NT	NT	NT	NT
12430-MW20	04/10/2017	-	***341***	***286***	***26.1***	***119***	<4.2	<5.0	<0.020	<4.5	<9.0	<80.2	<8.5	***39.3***	<328	<18.2	<144	***1010***	<2.5	NT
	03/19/2018	-	***1620***	***1100***	***68.0***	***707***	<21.2	<25.0	***0.062***	<22.5	<45.0	<401	<42.5	***73.7***	<1640	<91.2	<721	***3740***	NT	NT
	04/23/2019	-	***1830***	***63.3***	***231***	***395***	<38.8	<26.1	<0.011	<25.8	<106	<674	<38.0	***170***	<1800	<301	<1140	***7910***	NT	NT
			1610	***62.6***	***209***	***372***	<38.8	***26.6 J***	<0.011	<25.8	<106	<674	<38.0	***157***	<1800	<301	<1140	***8490***	NT	NT
	08/20/2020	-	***1140***	***234***	***232***	***153***	***40.8 J***	***22.4 J***	<0.011	<20.6	<84.6	<539	<30.4	***221***	<1440	<241	<910	***10900***	NT	NT
	09/15/2021	-	***520***	***280***	***160***	***110***	***32***	***20***	<0.0049	<8.0	<2.0	<40	2.4	***210***	<260	<10	***530***	***11000***	NT	NT
	Dup A		***350***	***160***	***130***	***68***	***31***	***20***	<0.053	<8.0	<2.0	<40	<2.1	***220***	<260	<10	***480***	***11000***	NT	NT
	10/11/2021	-	NT	NT	NT	NT	NT	NT	<0.0084	NT	NT	NT	NT	NT	NT	NT	NT	NT	NT	NT
	Dup A	-	NT	NT	NT	NT	NT	NT	<0.0079	NT	NT	NT	NT	NT	NT	NT	NT	NT	NT	NT
12430-MW21	04/15/2017	-	***5520***	***1620***	***675***	***5700***	***1240***	***285***	***0.42***	<72.0	<144	<1280	<136	***585***	<5240	<292	<2310	***4390***	<2.5	NT
	03/19/2018	-	***3230***	***487***	***197***	***3660***	***732***	***404***	***0.16***	<36.0	<72.0	<642	<68.0	***329***	<2620	<146	<1150	***4530***	NT	NT
	04/23/2019	-	***3540***	***779***	***230***	***2070***	***560***	***288***	<0.011	<51.5	<212	<1350	<76.0	***264***	<3600	<602	<2280	***5590***	NT	NT
	08/22/2020	-	***3860***	***5310***	***2150***	***9260***	***817***	***690***	<0.011	<103	<423	<2700	<152	***208 J***	<7200	<1200	<4550	***11500***	NT	NT
	09/16/2021	-	***4400***	***9000***	***2400***	***11000***	***1100***	***730***	***2.2***	<40	<40	<800	***82***	***310***	<5200	<200	***1100***	***12000***	NT	NT
12430-MW22	04/15/2017	-	<1.7	<1.6	<1.6	<2.7	<1.7	<2.0	<0.020	<1.8	<3.6	<32.1	<3.4	<1.7	<131	<7.3	<57.7	<76.8	<2.5	NT
	03/19/2018	-	<1.7	<1.6	<1.6	<5.0	<1.7	<2.0	<0.019	<1.8	<3.6	<32.1	<3.4	<1.7	<131	<7.3	<57.7	<76.8	NT	NT
	04/23/2019	-	<1.7	<2.0	<1.8	<5.0	<3.1	<2.1	***0.074***	<2.1	<8.5	<53.9	<3.0	<3.5	<144	<24.1	<91.0	<65.6	NT	NT
	08/22/2020	-	***4.6 J***	<2.0	<1.8	<5.0	<3.1	<2.1	<0.011	<2.1	<8.5	<53.9	<3.0	<3.5	<144	<24.1	<91.0	<65.6	NT	NT
	09/16/2021	-	***7.6***	<0.40	<0.40	***0.93***	<0.40	<0.40	<0.0050	<0.40	<0.40	<8.0	<0.42	<0.40	<52	<2.0	<8.0	<8.0	NT	NT
12430-MW22I	04/15/2017	-	<1.7	<1.6	<1.6	<2.7	<1.7	<2.0	<0.020	<1.8	<3.6	<32.1	<3.4	<1.7	<131	<7.3	<57.7	<76.8	<2.5	NT
	03/19/2018	-	<1.7	<1.6	<1.6	<5.0	<1.7	<2.0	<0.020	<1.8	<3.6	<32.1	<3.4	<1.7	<131	<7.3	<57.7	<76.8	NT	NT
	04/23/2019	-	***37.6***	<2.0	<1.8	<5.0	<3.1	<2.1	<0.011	<2.1	<8.5	<53.9	<3.0	<3.5	<144	<24.1	<91.0	***79.8 J***	NT	NT
	08/22/2020	-	<1.7	<2.0	<1.8	<5.0	<3.1	<2.1	<0.011	<2.1	<8.5	<53.9	<3.0	<3.5	<144	<24.1	<91.0	<65.6	NT	NT
	09/16/2021	-	<0.40	<0.40	<0.40	<0.40	<0.40	<0.40	<0.0048	<0.40	<0.40	<8.0	<0.42	<0.40	<52	<2.0	<8.0	<8.0	NT	NT
12430-MW23	04/10/2017	-	***1400***	<20.0	<20.0	<33.8	***47.4 J***	***72.4***	<0.020	<22.5	<45.0	<401	<42.5	***44.7 J***	<1640	<91.2	<721	***1030 J***	<2.5	NT
	03/19/2018	-	***381***	<6.4	<6.4	<20.0	***45.6***	***9.6 J***	<0.020	***8.8 J***	<14.4	<128	<13.6	***26.0***	<524	<29.2	<231	***909***	NT	NT
	04/23/2019	-	***2.8 J***	<2.0	<1.8	<5.0	***5.7***	<2.1	***0.12***	***3.0 J***	<8.5	<53.9	<3.0	***4.5 J***	<144	<24.1	<91.0	***72.8 J***	NT	NT
	08/20/2020	-	<1.7	<2.0	<1.8	<5.0	<3.1	<2.1	<0.012	<2.1	<8.5	<53.9	<3.0	<3.5	<144	<24.1	<91.0	<65.6	NT	NT
	09/15/2021	-	<0.40	<0.40	<0.40	<0.40	<0.40	<0.40	<0.0050	<0.40	<0.40	<8.0	<0.42	<0.40	<52	<2.0	<8.0	<8.0	NT	NT
	10/11/2021	-	NT	NT	NT	NT	NT	NT	<0.0081	NT	NT	NT	NT	NT	NT	NT	NT	NT	NT	NT
12430-MW23I	10/03/2017	-	***115***	***4.9 J***	***3.1 J***	<5.0	***9.3***	***3.3 J***	<0.019	<1.8	<3.6	<32.1	<3.4	***16.3***	<131	<7.3	<57.7	***202***	<2.5	NT
			105	***4.5 J***	***2.9 J***	<5.0	***8.4***	***3.3 J***	<0.020	<1.8	<3.6	<32.1	<3.4	***14.8***	<131	<7.3	<57.7	***199***	<2.5	NT
	03/19/2018	-	***4840***	***67.5 J***	***68.5 J***	<125	***291***	***125***	***0.023***	<45.0	<90.0	<802	<85.0	***395***	<3280	<182	<1440	***10400***	NT	NT
	04/23/2019	-	***2260***	<40.2	<36.8	<100	***163***	***66.7 J***	***0.082***	<41.2	<169	<1080	<60.8	***224***	<2880	<482	<1820	***5760***	NT	NT
	08/20/2020	-	***2670***	***52.9 J***	<46.0	<125	***273***	<52.2	<0.011	<51.5	<212	<1350	<76.0	***372***	<3600	<602	<2280	***9640***	NT	NT
	09/15/2021	-	***5400***	***55***	***200***	<40	***390***	***200***	<0.048	***60***	***1.4***	<8.0	***15***	***610***	<52	<2.0	***940***	***19000***	NT	NT

		Free-Product Thickness (feet)	Benzene (µg/L)	Toluene (µg/L)	Ethylbenzene (µg/L)	Xylenes (µg/L)	MTBE (µg/L)	Naphthalene (µg/L)	EDB (µg/L)	1,2 DCA (µg/L)	ETBE (µg/L)	ETBA (µg/L)	TAME (µg/L)	DIPE (µg/L)	Ethanol (µg/L)	TBF (µg/L)	TBA (µg/L)	TAA (µg/L)	Lead (µg/L)	Dissolved Lead (µg/L)
		---	RBSL 5	RBSL 1,000	RBSL 700	RBSL 10,000	RBSL 40	RBSL 25	RBSL 0.05	RBSL 5	RBSL 47	RBSL NE	RBSL 128	RBSL 150	RBSL 10,000	RBSL NE	RBSL 1,400	RBSL 240	RBSL 15	RBSL 15
12430-MW24	04/10/2017	***4.48***	NS	NS	NS	NS	NS	NS	NS	NS	NS	NS	NS	NS	NS	NS	NS	NS	NS	NS
	03/12/2018	***4.26***	NS	NS	NS	NS	NS	NS	NS	NS	NS	NS	NS	NS	NS	NS	NS	NS	NS	NS
	05/14/2018	***4.11***	AFVR Event Peformed - 05/14/2018 through 05/18/2018																	
	05/18/2018	***1.72***	AFVR Event Peformed - 05/18/2018 through 05/22/2018																	
	04/22/2019	***1.72***	NS	NS	NS	NS	NS	NS	NS	NS	NS	NS	NS	NS	NS	NS	NS	NS	NS	NS
	01/13/2020	***0.81***	AFVR Event Peformed - 01/13/2020 through 01/17/2020																	
	08/22/2020	***SHEEN***	***26300***	***50700***	***3910***	***20000***	***20600***	<836	***3.4***	<824	<3380	<21600	<1220	***2160***	***94300***	<9640	<36400	***46000***	NT	NT
	09/16/2021	--	***24000***	***48000***	***3800***	***21000***	***11000***	***980***	***4.7***	<200	<200	<4000	***940***	***2400***	<26000	<1000	<4000	***39000***	NT	NT
	10/11/2021	-	NT	NT	NT	NT	NT	NT	***2.0***	NT	NT	NT	NT	NT	NT	NT	NT	NT	NT	NT
12430-MW25	04/15/2017	-	***11.6***	***2.0 J***	<1.6	<2.7	***3.7 J***	<2.0	<0.020	<1.8	<3.6	<32.1	<3.4	<1.7	<131	<7.3	<57.7	<76.8	<2.5	NT
			11.4	***2.5 J***	<1.6	<2.7	***3.5 J***	<2.0	<0.020	<1.8	<3.6	<32.1	<3.4	<1.7	<131	<7.3	<57.7	<76.8	<2.5	NT
	03/19/2018	-	***166***	***42.4***	<3.2	***56.6***	***11.8***	<4.0	<0.020	<3.6	<7.2	<64.2	<6.8	***4.2 J***	<262	<14.6	<115	***390***	NT	NT
	04/23/2019	-	***215***	<4.0	<3.7	***52.3***	***21.5***	<4.2	<0.011	<4.1	<16.9	<108	<6.1	<7.0	<288	<48.2	<182	***181 J***	NT	NT
	08/22/2020	-	***703***	***163***	***38.4***	***327***	***79.1***	<10.4	<0.011	<10.3	<42.3	<270	<15.2	<17.4	<720	<120	<455	***608***	NT	NT
	09/16/2021	-	***990***	***470***	***45***	***320***	***130***	***8.8***	<0.25	<4.0	<4.0	<80	<4.2	***22***	<520	<20	***110***	***800***	NT	NT
12430-MW26	04/15/2017	-	<1.7	<1.6	<1.6	<2.7	<1.7	<2.0	<0.020	<1.8	<3.6	<32.1	<3.4	<1.7	<131	<7.3	<57.7	<76.8	<2.5	NT
	03/19/2018	-	***15.2***	<1.6	<1.6	***14.0***	<1.7	<2.0	***0.056***	<1.8	<3.6	<32.1	<3.4	***2.7 J***	<131	<7.3	<57.7	<76.8	NT	NT
	04/23/2019	-	***39.0***	<2.0	<1.8	***33.9***	<3.1	<2.1	***0.045***	<2.1	<8.5	<53.9	<3.0	***4.7 J***	<144	<24.1	<91.0	<65.6	NT	NT
	08/20/2020	-	***15.4***	<2.0	<1.8	<5.0	<3.1	<2.1	<0.012	<2.1	<8.5	<53.9	<3.0	<3.5	<144	<24.1	<91.0	<65.6	NT	NT
	09/16/2021	-	***0.85***	<0.40	<0.40	<0.40	<0.40	<0.40	<0.0048	<0.40	<0.40	<8.0	<0.42	<0.40	<52	<2.0	<8.0	<8.0	NT	NT
12430-MW26I	04/15/2017	-	***2.6 J***	***2.8 J***	<1.6	<2.7	<1.7	<2.0	<0.020	<1.8	<3.6	<32.1	<3.4	<1.7	<131	<7.3	<57.7	<76.8	<2.5	NT
	03/19/2018	-	<1.7	<1.6	<1.6	<5.0	<1.7	<2.0	<0.020	<1.8	<3.6	<32.1	<3.4	<1.7	<131	<7.3	<57.7	<76.8	NT	NT
	04/23/2019	-	***1.8 J***	***7.1***	<1.8	<5.0	<3.1	<2.1	<0.011	<2.1	<8.5	<53.9	<3.0	<3.5	<144	<24.1	<91.0	<65.6	NT	NT
	08/20/2020	-	<1.7	<2.0	<1.8	<5.0	<3.1	<2.1	<0.0049	<2.1	<8.5	<53.9	<3.0	<3.5	<144	<24.1	<91.0	<65.6	NT	NT
	09/15/2021	-	<0.40	<0.40	<0.40	<0.40	<0.40	<0.40	<0.0049	<0.40	<0.40	<8.0	<0.42	<0.40	<52	<2.0	<8.0	<8.0	NT	NT
12430-MW27	10/03/2017	-	<1.7	<1.6	<1.6	<2.7	<1.7	<2.0	<0.020	<1.8	<3.6	<32.1	<3.4	<1.7	<131	<7.3	<57.7	<76.8	<2.5	NT
	03/12/2018	-	<1.7	<1.6	<1.6	<5.0	<1.7	<2.0	<0.020	<1.8	<3.6	<32.1	<3.4	<1.7	<131	<7.3	<57.7	<76.8	NT	NT
	04/23/2019	-	<1.7	<2.0	<1.8	<5.0	<3.1	<2.1	<0.011	<2.1	<8.5	<53.9	<3.0	<3.5	<144	<24.1	<91.0	<65.6	NT	NT
	08/20/2020	-	<1.7	<2.0	<1.8	<5.0	<3.1	<2.1	<0.011	<2.1	<8.5	<53.9	<3.0	<3.5	<144	<24.1	<91.0	<65.6	NT	NT
	09/15/2021	-	<0.40	<0.40	<0.40	<0.40	<0.40	<0.40	<0.0050	<0.40	<0.40	<8.0	<0.42	<0.40	<52	<2.0	<8.0	<8.0	NT	NT
	10/11/2021	-	NT	NT	NT	NT	NT	NT	<0.0080	NT	NT	NT	NT	NT	NT	NT	NT	NT	NT	NT
12430-MW27I	03/12/2018	-	<1.7	<1.6	<1.6	<5.0	<1.7	<2.0	<0.019	<1.8	<3.6	<32.1	<3.4	<1.7	<131	<7.3	<57.7	<76.8	NT	NT
	04/23/2019	-	<1.7	<2.0	<1.8	<5.0	<3.1	<2.1	<0.011	<2.1	<8.5	<53.9	<3.0	<3.5	<144	<24.1	<91.0	<65.6	NT	NT
	08/20/2020	-	<1.7	<2.0	<1.8	<5.0	<3.1	<2.1	<0.011	<2.1	<8.5	<53.9	<3.0	<3.5	<144	<24.1	<91.0	<65.6	T	NT
	09/15/2021	NOT LOCATED																		
12430-MW28	10/03/2017	-	<1.7	<1.6	<1.6	<2.7	<1.7	<2.0	<0.020	<1.8	<3.6	<32.1	<3.4	<1.7	<131	<7.3	<57.7	<76.8	<2.5	NT
	03/19/2018	-	<1.7	<1.6	<1.6	<5.0	<1.7	<2.0	<0.019	<1.8	<3.6	<32.1	<3.4	<1.7	<131	<7.3	<57.7	<76.8	NT	NT
	04/22/2019	-	<1.7	<2.0	<1.8	<5.0	<3.1	<2.1	<0.011	<2.1	<8.5	<53.9	<3.0	<3.5	<144	<24.1	<91.0	<65.6	NT	NT
	08/20/2020	-	<1.7	<2.0	<1.8	<5.0	<3.1	<2.1	<0.011	<2.1	<8.5	<53.9	<3.0	<3.5	<144	<24.1	<91.0	<65.6	NT	NT
	09/15/2021	-	<0.40	<0.40	<0.40	<0.40	<0.40	<0.40	<0.0050	<0.40	<0.40	<8.0	<0.42	<0.40	<52	<2.0	<8.0	<8.0	NT	NT
	10/11/2021	-	NT	NT	NT	NT	NT	NT	<0.0080	NT	NT	NT	NT	NT	NT	NT	NT	NT	NT	NT

		Free-Product Thickness (feet)	Benzene (µg/L)	Toluene (µg/L)	Ethylbenzene (µg/L)	Xylenes (µg/L)	MTBE (µg/L)	Naphthalene (µg/L)	EDB (µg/L)	1,2 DCA (µg/L)	ETBE (µg/L)	ETBA (µg/L)	TAME (µg/L)	DIPE (µg/L)	Ethanol (µg/L)	TBF (µg/L)	TBA (µg/L)	TAA (µg/L)	Lead (µg/L)	Dissolved Lead (µg/L)
		---	RBSL 5	RBSL 1,000	RBSL 700	RBSL 10,000	RBSL 40	RBSL 25	RBSL 0.05	RBSL 5	RBSL 47	RBSL NE	RBSL 128	RBSL 150	RBSL 10,000	RBSL NE	RBSL 1,400	RBSL 240	RBSL 15	RBSL 15
12430-MW0X	04/10/2017	***>1.47***	NS	NS	NS	NS	NS	NS	NS	NS	NS	NS	NS	NS	NS	NS	NS	NS	NS	NS
	03/12/2018	***Sheen***	NS	NS	NS	NS	NS	NS	NS	NS	NS	NS	NS	NS	NS	NS	NS	NS	NS	NS
	05/14/2018	-	AFVR Event Peformed - 05/14/2018 through 05/18/2018																	
	04/23/2019	-	***1780***	***4760***	***364***	***2550***	***1480***	<83.6	***1.5***	<82.4	<338	<2160	<122	<140	<5760	<964	<3640	***6000***	NT	NT
	08/22/2020	-	***2880***	***7500***	***571***	***4130***	***2580***	***134 J***	<0.011	<103	<423	<2700	<152	<174	<7200	<1200	<4550	***4910 J***	NT	NT
			3220	***7440***	***550***	***4030***	***3270***	***109 J***	<0.012	<103	<423	<2700	<152	***223 J***	<7200	<1200	<4550	***5100***	NT	NT
	09/16/2021	-	***5400***	***7800***	***1000***	***6600***	***4100***	***200***	***0.057***	<40	<40	<800	***100***	***290***	<5200	<200	<800	***5700***	NT	NT
12430-MW0XR	04/11/2017	-	***3580***	***9410***	***621***	***3390***	***516***	<200	<0.020	<180	<360	<3210	<340	<170	<13100	<730	<5770	<7680	***18.2***	NS
	03/19/2018	-	<1.7	<1.6	<1.6	<5.0	***30.8***	<2.0	<0.020	<1.8	<3.6	<32.1	<3.4	***2.1 J***	<131	<7.3	<57.7	<76.8	NT	<2.5
	04/23/2019	-	<1.7	<2.0	<1.8	<5.0	***4.9 J***	<2.1	***0.21***	<2.1	<8.5	<53.9	<3.0	<3.5	<144	<24.1	<91.0	<65.6	NT	NT
	08/22/2020	-	***45.6***	***5.7***	<1.8	***50.8***	***28.9***	<2.1	<0.011	<2.1	<8.5	<53.9	<3.0	<3.5	<144	<24.1	<91.0	***290***	NT	NT
	09/16/2021	-	***12***	<0.40	<0.40	***3.5***	***32***	<0.40	<0.0050	<0.40	<0.40	<8.0	***0.67***	***2.8***	<52	<2.0	***20***	***130***	NT	NT
12430-RW01	04/10/2017	***2.64***	NS	NS	NS	NS	NS	NS	NS	NS	NS	NS	NS	NS	NS	NS	NS	NS	NS	NS
	03/12/2018	***5.22***	NS	NS	NS	NS	NS	NS	NS	NS	NS	NS	NS	NS	NS	NS	NS	NS	NS	NS
	05/14/2018	***4.59***	AFVR Event Peformed - 05/14/2018 through 05/18/2018																	
	04/22/2019	***2.35***	NS	NS	NS	NS	NS	NS	NS	NS	NS	NS	NS	NS	NS	NS	NS	NS	NS	NS
	01/13/2020	***2.19***	AFVR Event Peformed - 01/13/2020 through 01/17/2020																	
	08/22/2020	***SHEEN***	***21500***	***35600***	***2320 J***	<5000	***105000***	<2090	***2.9***	<2060	<8460	<53900	<3040	<3490	<144000	<24100	<91000	<65600	NT	NT
	09/16/2021	***SHEEN***	***29000***	***46000***	***2700***	***15000***	***60000***	***670***	***4.1***	<200	<200	<4000	***1100***	***2800***	<26000	<1000	***17000***	***83000***	NT	NT
12430-RW02	04/10/2017	***4.05***	NS	NS	NS	NS	NS	NS	NS	NS	NS	NS	NS	NS	NS	NS	NS	NS	NS	NS
	03/12/2018	***3.31***	NS	NS	NS	NS	NS	NS	NS	NS	NS	NS	NS	NS	NS	NS	NS	NS	NS	NS
	05/18/2018	***3.80***	AFVR Event Peformed - 05/18/2018 through 05/22/2018																	
	04/23/2019	-	***1470***	***7790***	***889***	***10500***	<155	***1070***	***0.059***	<103	<423	<2700	<152	<174	<7200	<1200	<4550	<3280	NT	NT
			1230	***6530***	***518***	***7320***	<310	***535***	***0.048***	<206	<846	<5390	<304	<349	<14400	<2410	<9100	<6560	NT	NT
	08/20/2020	***0.15***	NS	NS	NS	NS	NS	NS	NS	NS	NS	NS	NS	NS	NS	NS	NS	NS	NS	NS
	09/16/2021	--	***16000***	***33000***	***2200***	***13000***	<200	***600***	***0.46***	<200	<200	<4000	<210	***470***	<26000	<1000	<4000	***9700***	NT	NT
12430-RW03	04/15/2017	-	***7020***	***12200***	***1890***	***9200***	***298 J***	***275 J***	<0.020	<180	<360	<3210	<340	***251 J***	<13100	<730	<5770	<7680	<2.5	NT
			6750	***11700***	***1890***	***9100***	***304 J***	***269 J***	<0.020	<180	<360	<3210	<340	***257 J***	<13100	<730	<5770	<7680	<2.5	NT
	03/19/2018	-	***5770***	***15400***	***2040***	***12100***	***205 J***	***261 J***	NT	<180	<360	<3210	<340	<170	<13100	<730	<5770	<7680	NT	NT
	04/23/2019	-	***108***	***139***	***42.2***	***485***	***23.7***	***13.2***	<0.011	<4.1	<16.9	<108	<6.1	***14.3***	<288	<48.2	<182	***713***	NT	NT
	08/22/2020	-	***84.7***	***35.3***	***38.4***	***188***	***6.5***	***3.0 J***	<0.011	<2.1	<8.5	<53.9	<3.0	***4.1 J***	<144	<24.1	<91.0	***259***	NT	NT
	09/16/2021	-	***960***	***340***	***280***	***2400***	***33***	***76***	***0.037***	<8.0	<8.0	<160	<8.4	***31***	<1000	<40	***180***	***3300***	NT	NT
EQUIPMENT BLANK 1	09/15/2021	-	<0.40	<0.40	<0.40	<0.40	<0.40	<0.40	<0.0054	<0.40	<0.40	<8.0	<0.42	<0.40	<52	<2.0	<8.0	<8.0	NT	NT
EQUIPMENT BLANK 2	09/16/2021	-	<0.40	<0.40	<0.40	<0.40	<0.40	<0.40	<0.0054	<0.40	<0.40	<8.0	<0.42	<0.40	<52	<2.0	<8.0	<8.0	NT	NT
FIELD BLANK 1	09/15/2021	-	<0.40	<0.40	<0.40	<0.40	<0.40	<0.40	<0.0054	<0.40	<0.40	<8.0	<0.42	<0.40	<52	<2.0	<8.0	<8.0	NT	NT
FIELD BLANK 2	09/16/2021	-	<0.40	<0.40	<0.40	<0.40	<0.40	<0.40	<0.0053	<0.40	<0.40	<8.0	<0.42	<0.40	<52	<2.0	<8.0	<8.0	NT	NT
FIELD BLANK 3	10/11/2021	-	NT	NT	NT	NT	NT	NT	<0.0078	NT	NT	NT	NT	NT	NT	NT	NT	NT	NT	NT
TRIP BLANK 1	-	-	<0.40	<0.40	<0.40	<0.40	<0.40	<0.40	NT	<0.40	<0.40	<8.0	<0.42	<0.40	<52	<2.0	<8.0	<8.0	NT	NT
TRIP BLANK 2	-	-	<0.40	<0.40	<0.40	<0.40	<0.40	<0.40	NT	<0.40	<0.40	<8.0	<0.42	<0.40	<52	<2.0	<8.0	<8.0	NT	NT
TRIP BLANK 3	-	-	<0.40	<0.40	<0.40	<0.40	<0.40	<0.40	NT	<0.40	<0.40	<8.0	<0.42	<0.40	<52	<2.0	<8.0	<8.0	NT	NT

NOTES:
RBSL - Risk Based Screening Level
Bold values indicate concentrations detected above the laboratory method detection limit.
Shaded values indicate concentrations exceeding RBSLs.
NE - Not Established
NT - Not Tested

dhec
Healthy People. Healthy Communities.

JUL 07 2022

UST 62T DOCKET

WESTSIDE QUIK SHOP INC
821 W PARKER RD
GREENVILLE SC 29611

SHREE GAJVAKRA LLC
205 FAIRWAY DR
LAURENS SC 29360

Re: **Site Specific Work Plan Approval and Groundwater Sampling Notice to Proceed**
Westside Quick Stop, 821 W. Parker Rd., Greenville, SC
UST Permit #12430; Release #1 CA #65617; Release #2 CA #65618
Release #1 reported June 7, 2012
Release #2 reported October 23, 2012
Site Specific Work Plan received June 1, 2022
Greenville County

To Whom It May Concern:

The Underground Storage Tank Management Division (UST Division) of the South Carolina Department of Health and Environmental Control (DHEC) has reviewed and approved the referenced Site Specific Work Plan (SSWP) submitted by your contractor. The groundwater sampling event should begin immediately upon receipt of this letter. All work should be conducted in compliance with the current revision of the UST Quality Assurance Program Plan (QAPP), your contractor's Annual Contractor Quality Assurance Plan, and all applicable regulations. The QAPP is available at scdhec.gov/environment/land-waste/underground-storage-tanks/release-assessment-clean/quality-assurance.

Please note the following changes to the cost agreement and SSWP:

- All costs have been split evenly between both releases.

The contractor must provide notification to the UST Project Manager via email 4 days prior to initiation of any site rehabilitation activities. If there are any changes to the schedule, the UST Project Manager must be contacted within 24 hours of those changes.

In accordance with Section IV.A.4.c of the SUPERB Site Rehabilitation & Fund Access Regulation (R.61-98), the contractor shall be required to indemnify the property owner, underground storage tank owner/operator and the State of South Carolina from and against all claims, damages, losses and expenses arising out of or resulting from activity conducted by the contractor, its agents, employees or subcontractors.

Your contractor can submit an invoice for direct payment from the State Underground Petroleum Environmental Response Bank (SUPERB) Account for pre-approved costs. **The Monitoring Report, contractor checklist (QAPP Appendix K), and invoice should be submitted to the UST Division within sixty (60) days of the date of this correspondence.** If the invoice is not submitted within 120 days from the date of this letter, monies allocated to pay this invoice will be uncommitted.

This means that the invoice will not be processed for payment until all other committed funds are paid or monies become available.

Pursuant to S.C. Code Ann. Section 44-2-40(D), "The SUPERB Account and the SUPERB Financial Responsibility Fund shall provide combined coverage for site rehabilitation and third party claims, respectively, not to exceed one million dollars per occurrence". According to UST Division records, approximately $127,621.23 has been expended from the SUPERB Account for release #1, and $150,358.03 for release #2 to date. This scope of work, as recommended by your contractor, is anticipated to cost approximately $7,982.86 per each release.

Please note that sections 44-2-110(4) and 44-2-130 of the SUPERB Statute state that the SUPERB Account cannot compensate any costs that are not pre-approved. If for any reason additional tasks will be completed, these additional tasks, and the associated cost, must be pre-approved by the UST Division for the cost to be paid. The UST Division reserves the authority to pay only for work properly performed and/or technically justified and will only pay rates in accordance with established criteria. Further, the UST Division reserves the right to question and/or reject costs if deemed unreasonable and the right to audit project records at any time during the project or after completion of work.

Please note that applicable South Carolina certification requirements regarding laboratory services, well installation, and report preparation must be satisfied. Any site rehabilitation activity associated with the UST release must be performed by a DHEC-certified site rehabilitation contractor as required by the SUPERB Site Rehabilitation and Fund Access Regulation, R.61-98.

The UST Division grants pre-approval for transportation of virgin petroleum impacted soil and groundwater from the referenced site to a permitted treatment facility. There can be no spillage or leakage in transport. All investigation-derived waste (IDW) must be properly contained and labeled prior to disposal. IDW should not be stored on-site longer than ninety (90) days. A copy of the disposal manifest and/or acceptance letter from the receiving facility that clearly designates the quantity received must be included as an appendix to the report. If the Chemical of Concern (CoC) concentrations based on laboratory analysis is below Risk-Based Screening Levels (RBSLs), please contact the project manager for approval to dispose of soil and/or groundwater on-site. The SUPERB Account will not reimburse for transportation or treatment of soil and/or groundwater with concentrations below RBSLs.

On all correspondence regarding this site, please reference the UST Permit number above. Should you have any questions, please contact me by phone at (803) 898-2889, by fax at (803) 898-0673, or by email at thomasma@dhec.sc.gov.

Sincerely,

Morgan Thomas

Morgan Thomas, Hydrogeologist
Corrective Action & Quality Assurance Section
Underground Storage Tank Management Division
Bureau of Land and Waste Management

enc: Approved Cost Agreement

cc: Environmental Laboratories Inc., 15 Sulphur Springs Rd., Greenville, SC 29617 (w/ enc)
Technical file (w/ enc)

Approved Cost Agreement 65617

Facility: 12430 WESTSIDE QUICK STOP
THOMASMA
PO Number:

Task / Description	Categories	Item	Description	Qty / Pct	Unit Price	Amount
A PLAN PREPARATION						
		1	SITE SPECIFIC WORK PLAN	0.5000	$160.050	80.03
D MOB/DEMOB						
		2	PERSONNEL	2.0000	$451.340	902.68
J SAMPLE COLLECTION						
		1	GROUND WATER PURGE	6.0000	$64.020	384.12
		10	EQUIPMENT BLANK	1.5000	$26.250	39.38
		4	GROUNDWATER NO-PURGE/DUPL/GRAB	17.5000	$29.880	522.90
		8	FIELD BLANK	1.5000	$26.250	39.38
K ANALYSES						
	GW GROUNDWATER	1	BTEXNM+OXYGS+1,2-DCA+ETH-8260B	28.0000	$130.170	3,644.76
		7	EDB BY EPA 8011	26.5000	$48.230	1,278.10
Q DISPOSAL						
		1	WASTEWATER	82.5000	$0.600	49.50
S REPORT PROJECT MANAGEMENT						
		S	REPORT PREP & PROJ. MANAGEMENT	0.1200	$7,127.580	855.31
Y WELL REPAIR						
		1	ADDITIONAL COPIES OF REPORT	3.5000	$53.350	186.73
					Total Amount	7,982.89

Approved Cost Agreement 65618

Facility: 12430 WESTSIDE QUICK STOP
THOMASMA
PO Number:

Task / Description	Categories	Item	Description	Qty / Pct	Unit Price	Amount
A PLAN PREPARATION						
		1	SITE SPECIFIC WORK PLAN	0.5000	$160.050	80.03
D MOB/DEMOB						
		2	PERSONNEL	2.0000	$451.340	902.68
J SAMPLE COLLECTION						
		1	GROUND WATER PURGE	6.0000	$64.020	384.12
		10	EQUIPMENT BLANK	1.5000	$26.250	39.38
		4	GROUNDWATER NO-PURGE/DUPL/GRAB	17.5000	$29.880	522.90
		8	FIELD BLANK	1.5000	$26.250	39.38
K ANALYSES						
	GW GROUNDWATER	1	BTEXNM+OXYGS+1,2-DCA+ETH-8260B	28.0000	$130.170	3,644.76
		7	EDB BY EPA 8011	26.5000	$48.230	1,278.10
Q DISPOSAL						
		1	WASTEWATER	82.5000	$0.600	49.50
S REPORT PROJECT MANAGEMENT						
		S	REPORT PREP & PROJ. MANAGEMENT	0.1200	$7,127.580	855.31
Y WELL REPAIR						
		1	ADDITIONAL COPIES OF REPORT	3.5000	$53.350	186.73
					Total Amount	7,982.89

Document Receipt Information

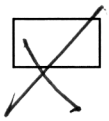 **Hard Copy**  **CD**

Date Received 1-11-23

Permit Number 12430

Project Manager Morgan Thomas

Name of Contractor Petra-tech

Docket Title CWS - Dec 2022

Document Number 63 tech

Scanned _____

REPORT OF GROUNDWATER SAMPLING DECEMBER 2022

Westside Quick Stop
SCDHEC UST Permit #12430
Cost Agreement #65617 & 65618
821 West Parker Road
Greenville, South Carolina
Greenville County

PTE Job No. J22-977d

January 5, 2023

petra-tech
ENVIRONMENTAL, LLC
ENGINEERS & CONSULTANTS

Petra-Tech Environmental
2435 East North Street
Suite 1108-202
Greenville, SC 29615

www.petratechenv.com

January 5, 2023

South Carolina Department of Health and Environmental Control
Division of Underground Storage Tank Management
Bureau of Land and Waste Management
2600 Bull Street
Columbia, South Carolina 29201-1708

Attention: Ms. Morgan Thomas

Subject: **Report of Groundwater Sampling – December 2022**
Westside Quick Stop
821 West Parker Road
Greenville, Greenville County, South Carolina
SCDHEC UST Permit #12430
Cost Agreement #65617 & #65618
PTE Job No. J22-977d

Dear Ms. Thomas,

On behalf of Shree Gajvakra LLC, Westside Quick Stop, Inc., and Environmental Laboratories, Inc., Petra-Tech Environmental, LLC submits herein the completed *Report of Groundwater Sampling - December 2022* for the subject site. This submittal is in response to the South Carolina Department of Health and Environmental Control's (SCDHEC) directive letter dated July 7, 2022.

Please do not hesitate to contact us at 864.631.2490 if you have any questions concerning this submittal.

Sincerely,

Petra-Tech Environmental

Trever Z. Slack, P.G.
Principal Hydrogeologist
Registered, South Carolina #2565



2435 E. North Street, Suite 1108-202, Greenville, SC 29615 | Phone (864) 631-2490 | Fax (888) 838-9034
www.petratechenv.com

1.0 INTRODUCTION

The subject property is located at 821 West Parker Road in Greenville, Greenville County, South Carolina (**Figure 1**) and currently operates as a retail petroleum fueling station and convenience store. The site is bordered primarily by residential properties with the exception of a commercial property to the northeast and northwest.

According to the South Carolina Department of Health and Environmental Control Online Underground Storage Tank Registry database, three underground storage tanks (one 1,000-gallon kerosene and two 6,000-gallon regular gasoline) are currently in use at the site. Additionally, a 4,000-gallon super/premium gasoline underground storage tank is located at the site and is currently classified as extended-out-of-use. Two separate releases have been reported at the site. An Initial Groundwater Assessment, Tier I Assessment, and initial Tier II Assessment were completed in response to these releases.

As a result of the detection of free-phase petroleum product in groundwater monitoring well 12430-MW01 during a May 2016 groundwater gauging event conducted by the South Carolina Department of Health and Environmental Control, an additional Tier II Assessment and two 96-hour long-term AFVR/MMPE events were completed at the site in early 2017. The results of the AFVR/MMPE events were submitted to the South Carolina Department of Health and Environmental Control in a *Report of Long-Term AFVR/MMPE Events* dated May 8, 2017; and the results of the additional Tier II Assessment were submitted to the South Carolina Department of Health and Environmental Control in a *Tier II Assessment Report* dated May 29, 2017. Additional 96-hour long-term AFVR/MMPE events were completed at the site in May 2018, January 2020, February 2021, and March 2021.

A monitoring well network consisting of forty-one groundwater monitoring wells (12430-MW01 through 12430-MW12, 12430-MW12I, 12430-MW14, 12430-MW14I, 12430-MW15, 12430-MW15I, 12430-MW16, 12430-MW16I, 12430-MW17, 12430-MW17I, 12430-MW18, 12430-MW18I, 12430-MW19, 12430-MW19I, 12430-MW20 through 12430-MW22, 12430-MW22I, 12430-MW23, 12430-MW23I, 12430-MW24 through 12430-MW26, 12430-MW26I, 12430-MW27, 12430-MW27I, 12430-MW28, 12430-MW0X, and 12430-MW0XR) and three recovery wells (12430-RW01 through 12430-RW03) is currently associated with the site. Additionally, a large diameter private water supply well is located approximately 60 feet to the southwest of the site but appears to have been abandoned. The South Carolina Department of Health and Environmental Control issued a *Groundwater Sampling Site-Specific Work Plan Directive* on May 23, 2022. The work plan was submitted on March 26, 2022 and was approved by the South Carolina Department of Health and Environmental Control in a *Directive Letter* dated July 7, 2022. The results of the groundwater sampling event are included herein.

2.0 ASSESSMENT INFORMATION

2.1 Groundwater Sampling

A comprehensive groundwater sampling event was conducted at the site between December 14, 2022 and December 16, 2022 by Mr. Jimmy Slagh, Mr. Devin Breedlove, and Mr. Tyler Beaver of Petra-Tech Environmental, LLC. Quality Assurance verification was provided by Ms. Kaye Jones.

Monitoring wells were where the well screens did not bracket the water table were purged prior to sampling using an adjustable rate submersible pump until it was determined that groundwater flow through the well screen was not inhibited by silt or fine sand and physical field parameters had stabilized. Field parameters were measured using a Horiba U-50 multiparameter water quality meter and a flow cell. Monitoring wells

that did not require purging were sampled using a dedicated, disposable, polyethylene bailer. Approximately 165 gallons of purge-water were transported off-site for disposal. Waste transportation and disposal records are attached in **Appendix A**. Monitoring well purging and sampling logs are included in **Appendix B**.

Sample containers were marked in the field with identifying numbers, properly preserved, placed into sample coolers, secured, and maintained at less than 4 degrees Celsius. The samples and chain-of-custody records were submitted to Pace Analytical Services for analysis of benzene, toluene, ethylbenzene, and xylenes (BTEX), naphthalene, methyl-tert-butyl-ether (MTBE), 8-oxygenates, and 1,2-dicholorotehtane (1,2-DCA) by Environmental Protection Agency (EPA) Method 8260B; and EDB by EPA Method 8011. One duplicate sample per twenty wells sampled, one field blank for each day in the field, and one equipment blank for each day in the field was analyzed for BTEX, naphthalene, MTBE, 8-oxygenates, and 1,2-DCA by EPA Method 8260B and EDB by EPA Method 8011. Additionally, one trip blank for each sample cooler was analyzed for BTEX, naphthalene, MTBE, 8-oxygenates, and 1,2-DCA by EPA Method 8260B.

2.2 Assessment Results

2.2.1 Groundwater Occurrence

Site-wide stabilized groundwater elevations were recorded on December 14, 2022. A tabulation of the groundwater level data is provided in **Table 1**. A water table elevation contour map showing the occurrence and direction of groundwater flow in the shallow, water table aquifer is presented as **Figure 2**. Groundwater flow from the source area is generally to the southeast.

2.2.2 Groundwater Monitoring Well Sampling Results

Petroleum compounds were detected above South Carolina established Risk-Based Screening Levels in wells 12430-MW02, 12430-MW04, 12430-MW12, 12430-MW14, 12430-MW20, 12430-MW23, 12430-MW23i, 12430-MW25, 12430-MW0X, 12430-MW0XR.

Petroleum compounds detected above South Carolina established Risk-Based Screening Levels include:

- Benzene
  - 12430-MW02
  - 12430-MW04
  - 12430-MW12
  - 12430-MW14
  - 12430-MW20
  - 12430-MW23i
  - 12430-MW25
  - 12430-MW0X
  - 12430-MW0XR
- Toluene
  - 12430-MW12
- Ethylbenzene

- Xylenes
- MTBE
  - 12430-MW23i
  - 12430-MW25
  - 12430-MW0X
- Naphthalene
  - 12430-MW12
  - 12430-MW23i
  - 12430-MW0X
- 1,2-DCA
- EDB
- Ethyl-Tert-Butyl-Ether (ETBE)
- Ethyl-Tert-Butyl-Alcohol (ETBA)
- Tert-Amyl-Methyl-Ether (TAME)
- Di-Isopropyl-Ether (DIPE)
  - 12430-MW20
  - 12430-MW23i
- Ethanol
- Tert-Butyl-Formate (TBF)
- Tert-Butyl-Alcohol (TBA)
- Tert-Amyl-Alcohol (TAA)
  - 12430-MW12
  - 12430-MW14
  - 12430-MW20
  - 12430-MW23
  - 12430-MW23i
  - 12430-MW25
  - 12430-MW0X
  - 12430-MW0XR

Free-phase petroleum product was detected in groundwater monitoring wells 12430-MW01 (2.35-feet), 12430-MW21 (0.03-feet), and 12430-MW24 (1.12-feet); and in recovery wells 12430-RW01 (0.06-feet), 12430-RW02 (0.65-feet), and 12430-RW03 (1.07-feet).

The results of the laboratory analyses are summarized in **Table 2.** A benzene isoconcentration map is included as **Figure 3**. Laboratory data sheets are provided in **Appendix C**.

3.0 CONCLUSIONS

Previous Aggressive Fluid Vapor Recovery (AFVR) events have been effective in reducing free-product mass at the site. Historical low water levels have caused an increased expression of trapped NAPL in the source area wells at the site. A series of Additional 96-hour Aggressive Fluid Vapor Recovery (AFVR) events should be implemented as soon as possible to take advantage of low water table conditions and continue free-phase petroleum product removal from the wells containing free-phase petroleum product or exhibiting dissolved phase groundwater concentrations of petroleum compounds approaching solubility limits. Surfactant enhanced AFVR should be considered as a future remedial strategy to increase the effectiveness of AFVRs due to the relatively low formation conductivity.

Groundwater sampling events should be implemented on a semi-annual schedule to monitor migration of the groundwater contaminant plume.

TABLES

TABLE 1
Monitoring Well and Groundwater Surface Elevation Data
Westside Quick Stop - UST Permit #12430
Greenville, Greenville County, South Carolina

Monitoring Well	Ground Surface Elevation	Top-of-Casing Elevation	Date	Free-Product Depth Below Top-of-Casing	Groundwater Depth Below Top-of-Casing	Free-Product Thickness	Groundwater Elevation	Well Depth BGS	Screened Interval Depth	Screened Interval Elevation
12430-MW01	1005.56	1005.32	08/13/2013	-	17.97	-	987.35	30.00	15.00 - 30.00	990.56 - 975.56
			03/31/2015	-	22.63	-	982.69			
			04/10/2017	25.21	29.37	4.16	978.86			
			04/24/2017	24.83	29.29	4.46	979.15			
			10/03/2017	24.28	29.31	5.03	979.53			
			03/12/2018	21.69	26.58	4.89	982.16			
			05/18/2018 Pre-AFVR	21.39	25.65	4.26	982.65			
			04/22/2019	17.00	17.20	0.20	988.26			
			01/13/2020 Pre-AFVR	21.15	21.59	0.44	984.04			
			08/19/2020	-	20.10	Sheen	985.22			
			09/15/2021	25.21	25.24	0.03	980.10			
			12/14/2022	25.44	27.79	2.35	979.18			
12430-MW02	1006.50	1006.20	08/13/2013	-	18.85	-	987.35	30.00	15.00 - 30.00	991.50 - 976.50
			03/31/2015	-	21.69	-	984.51			
			04/10/2017	-	27.44	-	978.76			
			10/03/2017	-	26.53	-	979.67			
			03/12/2018	-	23.82	-	982.38			
			04/22/2019	-	17.93	-	988.27			
			08/19/2020	-	20.96	-	985.24			
			09/16/2021	-	26.08	-	980.12			
			12/14/2022	-	26.34	-	979.86			
12430-MW03	1008.72	1008.49	08/13/2013	-	21.00	-	987.49	30.00	15.00 - 30.00	993.72 - 978.72
			03/31/2015	-	23.81	-	984.68			
			04/10/2017	DRY			NA			
			10/03/2017	DRY			NA			
			03/12/2018	-	26.51	-	981.98			
			04/22/2019	-	19.80	-	988.69			
			08/19/2020	-	22.69	-	985.80			
			09/15/2021	-	28.10	-	980.39			
			12/14/2022	-	28.90	-	979.59			
12430-MW04	1008.45	1008.27	03/31/2015	-	23.47	-	984.80	30.49	20.29 - 30.29	988.16 - 978.16
			04/10/2017	DRY			NA			
			10/03/2017	-	28.19	-	980.08			
			03/12/2018	-	25.86	-	982.41			
			04/22/2019	-	19.34	-	988.93			
			08/19/2020	-	22.24	-	986.03			
			09/16/2021	-	27.59	-	980.68			
			12/14/2022	-	28.35	-	979.92			
12430-MW04I	1008.35	1008.12	04/10/2017	-	29.36	-	978.76	53.17	47.97 - 52.97	960.38 - 955.38
			10/03/2017	-	28.35	-	979.77			
			03/12/2018	-	25.93	-	982.19			
			04/22/2019	-	19.68	-	988.44			
			08/19/2020	-	22.73	-	985.39			
			09/16/2021	-	27.97	-	980.15			
			12/14/2022	-	28.25	-	979.87			
12430-MW05	998.24	997.73	03/31/2015	-	13.01	-	984.72	20.80	10.60 - 20.60	987.64 - 977.64
			04/10/2017	-	18.61	-	979.12			
			10/03/2017	-	18.26	-	979.47			
			03/12/2018	-	15.20	-	982.53			
			04/22/2019	-	9.71	-	988.02			
			08/19/2020	-	13.33	-	984.40			
			09/15/2021	-	18.13	-	979.60			
			12/14/2022	-	17.74	-	979.99			
12430-MW06	998.58	998.27	03/31/2015	-	13.32	-	984.95	21.47	11.27 - 21.27	987.31 - 977.31
			04/10/2017	-	19.01	-	979.26			
			10/03/2017	-	18.25	-	980.02			
			03/12/2018	-	15.53	-	982.74			
			04/22/2019	-	9.71	-	988.56			
			08/19/2020	-	13.17	-	985.10			
			09/15/2021	-	18.05	-	980.22			
			12/14/2022	-	17.97	-	980.30			
12430-MW07	1006.27	1005.88	03/31/2015	-	19.61	-	986.27	31.04	20.84 - 30.84	985.43 - 975.43
			04/10/2017	DRY			NA			
			10/03/2017	-	25.52	-	980.36			
			03/12/2018	-	22.85	-	983.03			
			04/22/2019	-	17.13	-	17.13			
			08/19/2020	-	20.36	-	985.52			
			09/15/2021	-	25.36	-	980.52			
			12/14/2022	Well Obstructed @ 26.04						

Monitoring Well	Ground Surface Elevation	Top-of-Casing Elevation	Date	Free-Product Depth Below Top-of-Casing	Groundwater Depth Below Top-of-Casing	Free-Product Thickness	Groundwater Elevation	Well Depth BGS	Screened Interval Depth	Screened Interval Elevation
12430-MW08	1007.86	1007.43	03/31/2015	-	22.71	-	984.72	31.10	20.90 - 30.90	986.96 - 976.96
			04/10/2017	-	28.58	-	978.85			
			10/03/2017	-	27.62	-	979.81			
			03/12/2018	-	25.04	-	982.39			
			04/22/2019	-	19.09	-	988.34			
			08/19/2020	-	22.13	-	985.30			
			09/15/2021	-	27.25	-	980.18			
			12/14/2022	-	27.51	-	979.92			
12430-MW09	1009.07	1008.55	03/31/2015	-	23.20	-	985.35	30.04	19.84 - 29.84	989.23 - 979.23
			04/10/2017	DRY			NA			
			10/03/2017	-	27.96	-	980.59			
			03/12/2018	-		-	982.81			
			04/22/2019	-	19.15	-	989.40			
			08/19/2020	-	22.03	-	986.52			
			09/15/2021	-	27.43	-	981.12			
			12/14/2022	-	28.18	-	980.37			
12430-MW10	1008.54	1008.22	03/31/2015	-	22.94	-	985.28	30.47	20.27 - 30.27	988.27 - 978.27
			04/10/2017	-	29.30	-	978.92			
			10/03/2017	-	26.98	-	981.24			
			03/12/2018	Car Parked Above Well						
			04/22/2019	-	18.03	-	990.19			
			08/19/2020	-	19.66	-	988.56			
			09/15/2021	-	26.10	-	982.12			
			12/14/2022	-	28.17	-	980.05			
12430-MW11	1008.26	1007.84	03/31/2015	-	22.82	-	985.02	30.83	20.63 - 30.63	987.63 - 977.63
			04/10/2017	-	29.37	-	978.47			
			10/03/2017	-	27.16	-	980.68			
			03/12/2018	-	25.70	-	982.14			
			04/22/2019	-	17.79	-	990.05			
			08/19/2020	-	20.34	-	987.50			
			09/15/2021	-	26.32	-	981.52			
			12/14/2022	-	28.15	-	979.69			
12430-MW12	1005.64	1005.35	04/10/2017	-	26.59	-	978.76	35.69	25.49 - 35.49	980.15 - 970.15
			10/03/2017	-	25.39	-	979.96			
			03/12/2018	-	23.41	-	981.94			
			04/22/2019	-	18.38	-	986.97			
			08/19/2020	-	20.39	-	984.96			
			09/16/2021	-	24.96	-	980.39			
			12/14/2022	-	25.60	-	979.75			
12430-MW12I	1005.65	1005.37	04/10/2017	-	26.65	-	978.72	45.63	40.43 - 45.43	965.22 - 960.22
			10/03/2017	-	25.81	-	979.56			
			03/12/2018	-	23.05	-	982.32			
			04/22/2019	-	17.01	-	988.36			
			08/19/2020	-	20.25	-	985.12			
			09/16/2021	-	25.47	-	979.90			
			12/14/2022	-	25.78	-	979.59			
12430-MW14	1000.38	1000.02	04/10/2017	-	21.25	-	978.77	25.57	15.37 - 25.37	985.01 - 975.01
			10/03/2017	-	20.46	-	979.56			
			03/12/2018	-	17.75	-	982.27			
			04/22/2019	-	11.69	-	988.33			
			08/19/2020	-	15.06	-	984.96			
			09/15/2021	-	20.13	-	979.89			
			12/14/2022	-	20.15	-	979.87			
12430-MW14I	1000.31	1000.11	04/10/2017	-	21.41	-	978.70	67.92	62.72 - 67.72	937.59 - 932.59
			10/03/2017	-	20.64	-	979.47			
			03/12/2018	-	17.93	-	982.18			
			04/22/2019	-	12.13	-	987.98			
			08/19/2020	-	15.39	-	984.72			
			09/15/2021	-	20.35	-	979.76			
			12/14/2022	-	20.41	-	979.70			
12430-MW15	1000.15	999.88	04/10/2017	-	21.18	-	978.70	26.83	16.63 - 26.63	983.52 - 973.52
			10/03/2017	-	20.52	-	979.36			
			03/12/2018	-	17.70	-	982.18			
			04/22/2019	-	15.30	-	984.58			
			08/19/2020	-	15.37	-	984.51			
			09/15/2021	-	20.24	-	979.64			
			12/14/2022	-	20.26	-	979.62			
12430-MW15I	1000.06	999.88	04/10/2017	-	21.24	-	978.64	62.13	56.93 - 61.93	943.13 - 938.13
			10/03/2017	-	20.55	-	979.33			
			03/12/2018	-	17.78	-	982.10			
			04/22/2019	-	12.06	-	987.82			
			08/19/2020	-	15.37	-	984.51			
			09/15/2021	-	20.28	-	979.60			
			12/14/2022	-	20.16	-	979.72			

Monitoring Well	Ground Surface Elevation	Top-of-Casing Elevation	Date	Free-Product Depth Below Top-of-Casing	Groundwater Depth Below Top-of-Casing	Free-Product Thickness	Groundwater Elevation	Well Depth BGS	Screened Interval Depth	Screened Interval Elevation
12430-MW16	1001.01	1000.63	04/10/2017	-	22.10	-	978.53	27.71	17.51 - 27.51	983.50 - 973.50
			10/03/2017	-	21.38	-	979.25			
			03/12/2018	-	18.59	-	982.04			
			04/22/2019	-	12.70	-	987.93			
			08/19/2020	-	16.04	-	984.59			
			09/15/2021	-	21.08	-	979.55			
			12/14/2022	-	21.13	-	979.50			
12430-MW16I	1001.10	1000.72	04/10/2017	-	22.11	-	978.61	65.49	60.29 - 65.29	940.81 - 935.81
			10/03/2017	-	21.41	-	979.31			
			03/12/2018	-	18.65	-	982.07			
			04/22/2019	-	12.86	-	987.86			
			08/19/2020	-	16.23	-	984.49			
			09/15/2021	-	21.16	-	979.56			
			12/14/2022	-	21.07	-	979.65			
12430-MW17	1000.25	999.85	04/10/2017	-	21.36	-	978.49	28.82	18.62 - 28.62	981.63 - 971.63
			10/03/2017	-	20.76	-	979.09			
			03/12/2018	-	17.81	-	982.04			
			04/22/2019	-	12.50	-	987.35			
			08/19/2020	-	16.26	-	983.59			
			09/15/2021	-	20.20	-	979.65			
			12/14/2022	-	21.22	-	978.63			
12430-MW17I	1000.44	1000.01	04/10/2017	-	21.46	-	978.55	60.41	55.21 - 60.21	945.23 - 940.23
			10/03/2017	-	20.82	-	979.19			
			03/12/2018	-	17.97	-	982.04			
			04/22/2019	-	11.74	-	988.27			
			08/19/2020	-	15.74	-	984.27			
			09/15/2021	-	20.65	-	979.36			
			12/14/2022	-	21.68	-	978.33			
12430-MW18	1003.14	1002.78	04/10/2017	-	24.38	-	978.40	29.30	19.10 - 29.10	984.04 - 974.04
			10/03/2017	-	23.61	-	979.17			
			03/12/2018	-	20.90	-	981.88			
			04/22/2019	NOT LOCATED						
			08/19/2020	NOT LOCATED						
			09/15/2021	NOT LOCATED						
			12/14/2022	NOT LOCATED						
12430-MW18I	1002.36	1001.89	03/12/2018	-	19.87	-	982.02	65.47	60.27 - 65.27	942.09 - 937.09
			04/22/2019	NOT LOCATED						
			08/19/2020	NOT LOCATED						
			09/15/2021	NOT LOCATED						
			12/14/2022	NOT LOCATED						
12430-MW19	1008.61	1008.24	04/10/2017	-	29.68	-	978.56	39.69	29.49 - 39.49	979.12 - 969.12
			10/03/2017	-	28.83	-	979.41			
			03/12/2018	-	26.07	-	982.17			
			04/22/2019	-	20.01	-	988.23			
			08/19/2020	-	23.43	-	984.81			
			09/15/2021	-	28.45	-	979.79			
			12/14/2022	-	28.33	-	979.91			
12430-MW19I	1008.55	1008.18	04/10/2017	-	29.57	-	978.61	70.68	65.48 - 70.48	943.07 - 938.07
			10/03/2017	-	28.82	-	979.36			
			03/12/2018	-	25.93	-	982.25			
			04/22/2019	-	20.24	-	987.94			
			08/19/2020	-	23.26	-	984.92			
			09/15/2021	-	28.48	-	979.70			
			12/14/2022	-	28.47	-	979.71			
12430-MW20	1008.40	1008.01	04/10/2017	-	29.41	-	978.60	40.87	30.67 - 40.67	977.73 - 967.73
			10/03/2017	-	28.22	-	979.79			
			03/12/2018	-	25.76	-	982.25			
			04/22/2019	-	22.19	-	985.82			
			08/19/2020	-	23.22	-	984.79			
			09/15/2021	-	27.67	-	980.34			
			12/14/2022	-	28.28	-	979.73			
12430-MW21	1007.16	1006.73	04/10/2017	-	28.06	-	978.67	35.14	24.94 - 34.94	982.22 - 972.22
			10/03/2017	-	27.19	-	979.54			
			03/12/2018	-	24.54	-	982.19			
			04/22/2019	-	18.89	-	987.84			
			08/19/2020	-	21.64	-	985.09			
			09/16/2021	-	26.71	-	980.02			
			12/14/2022	26.91	26.94	0.03	979.79			
12430-MW22	1007.45	1007.12	04/10/2017	-	28.31	-	978.81	35.06	24.86 - 34.86	982.59 - 972.59
			10/03/2017	-	27.30	-	979.82			
			03/12/2018	-	24.68	-	982.44			
			04/22/2019	-	18.69	-	988.43			
			08/19/2020	-	21.65	-	985.47			
			09/16/2021	-	26.82	-	980.30			
			12/14/2022	-	27.23	-	979.89			

Monitoring Well	Ground Surface Elevation	Top-of-Casing Elevation	Date	Free-Product Depth Below Top-of-Casing	Groundwater Depth Below Top-of-Casing	Free-Product Thickness	Groundwater Elevation	Well Depth BGS	Screened Interval Depth	Screened Interval Elevation
12430-MW22I	1007.28	1007.03	04/10/2017	-	28.29	-	978.74	49.72	44.52 - 49.52	962.76 - 957.76
			10/03/2017	-	27.46	-	979.57			
			03/12/2018	-	24.73	-	982.30			
			04/22/2019	-	18.61	-	988.42			
			08/19/2020	-	22.02	-	985.01			
			09/16/2021	-	27.06	-	979.97			
			12/14/2022	-	27.17	-	979.86			
12430-MW23	1008.66	1008.24	04/10/2017	-	29.61	-	978.63	39.87	29.67 - 39.67	978.99 - 968.99
			10/03/2017	-	28.71	-	979.53			
			03/12/2018	-	26.14	-	982.10			
			04/22/2019	-	20.04	-	988.20			
			08/19/2020	-	23.16	-	985.08			
			09/15/2021	-	28.27	-	979.97			
			12/14/2022	-	28.52	-	979.72			
12430-MW23I	1008.66	1008.21	10/03/2017	-	28.73	-	979.48	61.69	56.49 - 61.49	952.17 - 947.17
			03/12/2018	-	26.02	-	982.19			
			04/22/2019	-	20.20	-	988.01			
			08/19/2020	-	23.40	-	984.81			
			09/15/2021	-	28.41	-	979.80			
			12/14/2022	-	28.41	-	979.80			
12430-MW24	1006.83	1006.39	04/10/2017	26.56	31.04	4.48	978.49	35.25	25.05 - 35.05	981.78 - 971.78
			04/24/2017	25.87	30.62	4.75	979.10			
			10/03/2017	25.29	31.56	6.27	979.22			
			03/12/2018	23.11	27.37	4.26	982.00			
			05/14/2018 Pre-AFVR	23.17	27.28	4.11	981.99			
			05/18/2018 Pre-AFVR	23.73	25.45	1.72	982.14			
			04/22/2019	18.40	20.12	1.72	987.47			
			01/13/2020 Pre-AFVR	23.14	23.95	0.81	983.01			
			08/19/2020	-	21.28	Sheen	985.11			
			02/08/2021 Pre-AFVR	-	20.74	-	985.65			
			03/22/2021 Pre-AFVR	-	20.04	-	986.35			
			09/16/2021	-	26.40	-	979.99			
			02/28/2022 Pre-AFVR	22.95	23.21	0.26	983.18			
			03/28/2022 Pre-AFVR	21.95	21.98	0.03	984.41			
			12/14/2022	26.39	27.51	1.12	978.88			
12430-MW25	1007.57	1007.27	42835.00	-	28.72	-	978.55	38.20	28.00 - 38.00	979.57 - 969.57
			10/03/2017	-	27.82	-	979.45			
			03/12/2018	-	25.13	-	982.14			
			04/22/2019	-	19.20	-	988.07			
			08/19/2020	-	22.45	-	984.82			
			09/16/2021	-	27.47	-	979.80			
			12/14/2022	-	27.68	-	979.59			
12430-MW26	1007.68	1007.33	04/10/2017	-	28.52	-	978.81	36.45	26.25 - 36.25	981.43 - 971.43
			10/03/2017	-	27.50	-	979.83			
			03/12/2018	-	24.94	-	982.39			
			04/22/2019	-	18.84	-	988.49			
			08/19/2020	-	21.78	-	985.55			
			09/16/2021	-	26.98	-	980.35			
			12/14/2022	-	27.40	-	979.93			
12430-MW26I	1007.67	1007.27	04/10/2017	-	28.53	-	978.74	55.11	49.91 - 54.91	957.76 - 952.76
			10/03/2017	-	27.50	-	979.77			
			03/12/2018	-	24.91	-	982.36			
			04/22/2019	-	19.05	-	988.22			
			08/19/2020	-	21.89	-	985.38			
			09/16/2021	-	27.11	-	980.16			
			12/14/2022	-	27.42	-	979.85			
12430-MW27	1007.24	1006.96	10/03/2017	-	27.26	-	979.70	34.70	24.50 - 34.50	982.74 - 972.74
			03/12/2018	-	24.99	-	981.97			
			04/22/2019	-	18.45	-	988.51			
			08/19/2020	-	21.43	-	985.53			
			09/15/2021	-	27.19	-	979.77			
			12/14/2022	-	27.44	-	979.52			
12430-MW27I	1007.49	1007.08	03/12/2018	-	25.20	-	981.88	65.41	60.21 - 65.21	947.28 - 942.28
			04/22/2019	-	18.86	-	988.22			
			08/19/2020	-	21.96	-	985.12			
			09/15/2021	NOT LOCATED						
			12/14/2022	-	27.44	-	27.65			
12430-MW28	1007.08	1006.76	10/03/2017	-	26.82	-	979.94	35.91	25.71 - 35.71	981.37 - 971.37
			03/12/2018	-	24.20	-	982.56			
			04/22/2019	-	18.00	-	988.76			
			08/19/2020	-	21.36	-	985.40			
			09/15/2021	-	26.40	-	980.36			
			12/14/2022	-	26.61	-	980.15			

Monitoring Well	Ground Surface Elevation	Top-of-Casing Elevation	Date	Free-Product Depth Below Top-of-Casing	Groundwater Depth Below Top-of-Casing	Free-Product Thickness	Groundwater Elevation	Well Depth BGS	Screened Interval Depth	Screened Interval Elevation
12430-RW01	1007.18	1006.69	04/10/2017	27.34	29.98	2.64	978.56	40.69	20.49 - 40.49	986.69 - 966.69
			04/17/2017	26.99	30.19	3.20	978.74			
			10/03/2017	25.62	31.71	6.09	979.24			
			03/12/2018	23.14	28.36	5.22	981.98			
			05/14/2018 Pre-AFVR	23.30	27.89	4.59	982.01			
			04/22/2019	18.00	20.35	2.35	987.99			
			01/13/2020 Pre-AFVR	22.45	24.64	2.19	983.58			
			08/19/2020	-	21.66	Sheen	985.03			
			02/08/2021 Pre-AFVR	-	21.13	-	985.56			
			03/22/2021 Pre-AFVR	-	19.63	-	987.06			
			09/16/2021	-	26.71	Sheen	979.98			
			02/28/2022 Pre-AFVR	23.13	23.38	0.25	983.31			
			03/28/2022 Pre-AFVR	22.32	22.38	0.06	984.31			
			12/14/2022	26.79	26.85	0.06	979.84			
12430-RW02	1006.53	1006.23	04/10/2017	26.58	30.63	4.05	978.44	38.08	17.88 - 37.88	988.65 - 968.65
			04/24/2017	25.58	28.63	3.05	979.74			
			10/03/2017	25.61	30.26	4.65	979.23			
			03/12/2018	23.63	26.94	3.31	981.61			
			05/18/2018 Pre-AFVR	23.04	26.84	3.80	982.05			
			04/22/2019	-	18.18	-	988.05			
			08/19/2020	21.18	21.33	0.15	985.16			
			02/08/2021 Pre-AFVR	20.68	21.13	0.45	985.42			
			03/22/2021 Pre-AFVR	-	20.04	-	986.19			
			09/16/2021	-	26.30	-	979.93			
			02/28/2022 Pre-AFVR	23.91	23.94	0.03	982.29			
			03/28/2022 Pre-AFVR	21.89	21.90	0.01	984.33			
			12/14/2022	26.31	26.96	0.65	979.27			
12430-RW03	1006.17	1005.90	04/10/2017	-	27.19	-	978.71	40.00	19.80 - 39.80	986.37 - 966.37
			10/03/2017	-	26.29	-	979.61			
			03/12/2018	-	23.57	-	982.33			
			04/22/2019	-	17.70	-	988.20			
			08/19/2020	-	20.79	-	985.11			
			09/16/2021	-	25.91	-	979.99			
			12/14/2022	26.12	27.19	1.07	978.71			
12430-MWX	1007.47	1007.20	04/10/2017	28.53	NA	+1.47	NA	30.27	20.07 - 30.07	987.40 - 977.40
			04/17/2017	28.30	NA	+1.70	NA			
			10/03/2017	-	27.69	Sheen	979.51			
			03/12/2018	-	24.07	Sheen	983.13			
			05/14/2018 Pre-AFVR	-	24.93	-	982.27			
			04/22/2019	-	19.11	-	988.09			
			08/19/2020	-	22.26	-	984.94			
			09/16/2021	-	27.31	-	979.89			
			12/14/2022	-	28.05	-	979.15			
12430-MWXR	1007.67	1007.31	04/10/2017	-	28.66	-	978.65	38.25	28.05 - 38.05	979.62 - 969.62
			04/17/2017	28.43	28.45	0.02	978.87			
			10/03/2017	-	27.83	Sheen	979.48			
			03/12/2018	-	25.06	-	982.25			
			04/22/2019	-	19.20	-	988.11			
			08/19/2020	-	22.45	-	984.86			
			09/16/2021	-	27.50	-	979.81			
			12/14/2022	-	27.63	-	979.68			

NOTES:
Measurements are in feet
BGS - below ground surface
Elevations are NAVD 88

TABLE 2
Summary of Groundwater Analytical Results
Westside Quick Stop - UST Permit #12430
Greenville, Greenville County, South Carolina

		Free-Product Thickness (feet)	Benzene (µg/L)	Toluene (µg/L)	Ethylbenzene (µg/L)	Xylenes (µg/L)	MTBE (µg/L)	Naphthalene (µg/L)	EDB (µg/L)	1,2 DCA (µg/L)	ETBE (µg/L)	ETBA (µg/L)	TAME (µg/L)	DIPE (µg/L)	Ethanol (µg/L)	TBF (µg/L)	TBA (µg/L)	TAA (µg/L)	Lead (µg/L)	Dissolved Lead (µg/L)
		---	RBSL 5	RBSL 1,000	RBSL 700	RBSL 10,000	RBSL 40	RBSL 25	RBSL 0.05	RBSL 5	RBSL 47	RBSL NE	RBSL 128	RBSL 150	RBSL 10,000	RBSL NE	RBSL 1,400	RBSL 240	RBSL 15	RBSL 15
12430-MW01	08/13/2013		***27000***	***54000***	***2700***	***13000***	***5200***	<500	***0.90***	<500	<500	<10000	<5000	***2600***	<50000	<2500	<10000	***27000***	<10	NT
		-	***27000***	***54000***	***2700***	***13000***	***5200***	<500	***0.93***	<500	<500	<10000	<5000	***2600***	<50000	<2500	<10000	***28000***	<10	NT
	03/30/2015		***3000***	***6300***	***440***	***2500***	***800***	<20	<0.049	<7.4	<10	<75	<13	***68***	<960	<33	***180 J***	***1800***	<4.7	NT
		-	***3000***	***6200***	***420***	***2500***	***820***	<20	<0.0049	<7.4	<10	<75	<13	***67***	<960	<33	***190 J***	***1900***	<4.7	NT
	04/10/2017	***4.16***	NS	NS	NS	NS	NS	NS	NS	NS	NS	NS	NS	NS	NS	NS	NS	NS	NS	NS
	03/12/2018	***4.89***	NS	NS	NS	NS	NS	NS	NS	NS	NS	NS	NS	NS	NS	NS	NS	NS	NS	NS
	05/18/2018	***4.26***	AFVR Event Peformed - 05/18/2018 through 05/22/2018																	
	04/22/2019	***0.20***	NS	NS	NS	NS	NS	NS	NS	NS	NS	NS	NS	NS	NS	NS	NS	NS	NS	NS
	01/13/2020	***0.44***	AFVR Event Peformed - 01/13/2020 through 01/17/2020																	
	08/22/2020	***SHEEN***	***14000***	***43400***	***3050***	***16400***	<1240	<836	<0.011	<824	<3380	<21600	<1220	<1400	<57600	<9640	<36400	<26200	NT	NT
	09/16/2021	***0.03***	NS	NS	NS	NS	NS	NS	NS	NS	NS	NS	NS	NS	NS	NS	NS	NS	NS	NS
	12/15/2022	***2.35***	NS	NS	NS	NS	NS	NS	NS	NS	NS	NS	NS	NS	NS	NS	NS	NS	NS	NS
12430-MW02	08/13/2013	-	***1000***	***1000***	***200***	***570***	***23***	<20	<0.019	<20	<20	<400	<200	<100	<2000	<100	<400	***910***	<10	NT
	03/30/2015	-	***23000***	***51000***	***3200***	***15000***	***520***	***620***	***0.36***	<74	<100	<750	<130	***1600***	<9600	<330	<1100	***20000***	<4.7	NT
	04/11/2017	-	***851***	***659***	***139***	***562***	<8.5	<10.0	<0.021	<9.0	<18.0	<160	<17.0	<8.5	<655	<36.5	<288	**687**	22.0	NT
	03/19/2018	-	***545***	***710***	***134***	***924***	<8.5	<10.0	<0.020	<9.0	<18.0	<160	<17.0	<8.5	<655	<36.5	<288	***1240***	NT	<2.5
	05/18/2018	-	***570***	***494***	***108***	***817***	<8.5	<10.0	<0.020	<9.0	<18.0	<160	<17.0	<8.5	<655	<36.5	<288	***1020***	NT	<2.5
	04/23/2019	-	***577***	***82.3***	***37.3***	***609***	<15.5	***11.9 J***	<0.011	<10.3	<42.3	<270	<15.2	<17.4	<720	<120	<455	***597***	NT	NT
	08/22/2020	-	***209***	***4.3 J***	<3.7	***120***	<6.2	<4.2	<0.011	<4.1	<16.9	<108	<6.1	<7.0	<288	<48.2	<182	<131	NT	NT
	Dup C	-	***233***	***10.3***	***5.8 J***	***137***	<6.2	<4.2	<0.011	<4.1	<16.9	<108	<6.1	<7.0	<288	<48.2	<182	***132 J***	NT	NT
	09/16/2021	-	***320***	***72***	***32***	***200***	<2.0	<2.0	<0.0049	<2.0	<2.0	<40	<2.1	***5.1***	<260	<10	<40	***310***	NT	NT
	Dup C	-	***320***	***94***	***43***	***250***	***2.2***	***1.8***	<0.0052	<0.40	<0.40	<8.0	***0.50***	***5.6***	<52	<2.0	***16***	***340***	NT	NT
	10/11/2021	-	NT	NT	NT	NT	NT	NT	<0.0081	NT	NT	NT	NT	NT	NT	NT	NT	NT	NT	NT
	Dup C	-	NT	NT	NT	NT	NT	NT	<0.0082	NT	NT	NT	NT	NT	NT	NT	NT	NT	NT	NT
	12/15/2022	-	***106***	***7.9***	***4.1 J***	***30.6***	<3.1	<2.1	<0.0076	<2.1	<8.5	<53.9	<3.0	<3.5	<144	<24.1	<91.0	***166***	NT	NT
12430-MW03	08/13/2013	-	<1	<1	<1	<1	<1	<1	<0.020	<1	<1	<20	<10	<5	<100	<5	<20	<20	<10	NT
	03/30/2015	-	<0.13	<0.33	<0.33	<0.33	<0.40	<0.40	<0.020	<0.15	<0.20	<1.5	<0.25	<0.40	<19	<0.66	<2.3	<1.5	***9 J***	NT
	04/10/2017		DRY																	
	03/19/2018	-	<1.7	<1.6	<1.6	<5.0	<1.7	<2.0	<0.020	<1.8	<3.6	<32.1	<3.4	<1.7	<131	<7.3	<57.7	<76.8	NT	NT
	04/23/2019	-	<1.7	<2.0	<1.8	<5.0	<3.1	<2.1	<0.011	<2.1	<8.5	<53.9	<3.0	<3.5	<144	<24.1	<91.0	<65.6	NT	NT
	08/20/2020	-	<1.7	<2.0	<1.8	<5.0	<3.1	<2.1	<0.012	<2.1	<8.5	<53.9	<3.0	<3.5	<144	<24.1	<91.0	<65.6	NT	NT
	09/15/2021	-	<0.40	<0.40	<0.40	<0.40	<0.40	<0.40	<0.0050	<0.40	<0.40	<8.0	<0.42	<0.40	<52	<2.0	<8.0	<8.0	NT	NT
	10/11/2021	-	NT	NT	NT	NT	NT	NT	<0.0081	NT	NT	NT	NT	NT	NT	NT	NT	NT	NT	NT
	12/14/2022		<1.7	<2.0	<1.8	<5.0	<3.1	<2.1	<0.0082	<2.1	<8.5	<53.9	<3.0	<3.5	<144	<24.1	<91.0	<65.6	NT	NT
12430-MW04	03/30/2015	-	***41***	***31***	***6.7***	***63***	<0.40	<0.40	<0.020	<0.15	<0.20	<1.5	<0.25	***4.4***	<19	<0.66	<2.3	***5.1 J***	***6.4 J***	NT
	04/10/2017		DRY																	
	03/19/2018	-	***241***	***11.3***	<3.2	***346***	<3.4	<4.0	<0.020	<3.6	<7.2	<64.2	<6.8	***12.5***	<262	<14.6	<115	<154	NT	NT
	04/23/2019	-	***160***	***24.0***	<3.7	***224***	<6.2	<4.2	<0.011	<4.1	<16.9	<108	<6.1	***45.1***	<288	<48.2	***277***	<131	NT	NT
	08/20/2020	-	***13.7***	<2.0	<1.8	<5.0	<3.1	<2.1	<0.011	<2.1	<8.5	<53.9	<3.0	***5.7***	<144	<24.1	<91.0	<65.6	NT	NT
	09/16/2021	-	<0.40	<0.40	<0.40	<0.40	<0.40	<0.40	<0.0050	<0.40	<0.40	<8.0	<0.42	<0.40	<52	<2.0	<8.0	<8.0	NT	NT
	12/15/2022	-	***11.8***	<2.0	<1.8	<5.0	<3.1	<2.1	<0.0075	<2.1	<8.5	<53.9	<3.0	<3.5	<144	<24.1	<91.0	<65.6	NT	NT

		Free-Product Thickness (feet)	Benzene (µg/L)	Toluene (µg/L)	Ethylbenzene (µg/L)	Xylenes (µg/L)	MTBE (µg/L)	Naphthalene (µg/L)	EDB (µg/L)	1,2 DCA (µg/L)	ETBE (µg/L)	ETBA (µg/L)	TAME (µg/L)	DIPE (µg/L)	Ethanol (µg/L)	TBF (µg/L)	TBA (µg/L)	TAA (µg/L)	Lead (µg/L)	Dissolved Lead (µg/L)
		---	RBSL 5	RBSL 1,000	RBSL 700	RBSL 10,000	RBSL 40	RBSL 25	RBSL 0.05	RBSL 5	RBSL 47	RBSL NE	RBSL 128	RBSL 150	RBSL 10,000	RBSL NE	RBSL 1,400	RBSL 240	RBSL 15	RBSL 15
12430-MW04I	04/11/2017	-	***3.8 J***	***1.9 J***	<1.6	<2.7	<1.7	<2.0	<0.019	<1.8	<3.6	<32.1	<3.4	<1.7	<131	<7.3	<57.7	<76.8	<2.5	NT
	03/19/2018	-	<1.7	<1.6	<1.6	<5.0	<1.7	<2.0	<0.020	<1.8	<3.6	<32.1	<3.4	<1.7	<131	<7.3	<57.7	<76.8	NT	NT
	04/23/2019	-	<1.7	***3.2 J***	<1.8	<5.0	<3.1	<2.1	<0.011	<2.1	<8.5	<53.9	<3.0	<3.5	<144	<24.1	<91.0	<65.6	NT	NT
	08/20/2020	-	<1.7	<2.0	<1.8	<5.0	<3.1	<2.1	<0.011	<2.1	<8.5	<53.9	<3.0	<3.5	<144	<24.1	<91.0	<65.6	NT	NT
	09/16/2021	-	<0.40	<0.40	<0.40	<0.40	<0.40	<0.40	<0.0050	<0.40	<0.40	<8.0	<0.42	<0.40	<52	<2.0	<8.0	<8.0	NT	NT
	12/15/2022		<1.7	<2.0	<1.8	<5.0	<3.1	<2.1	<0.0078	<2.1	<8.5	<53.9	<3.0	<3.5	<144	<24.1	<91.0	<65.6	NT	NT
12430-MW05	03/31/2015	-	***0.22 J***	***0.70 J***	<0.33	<0.33	<0.40	<0.40	<0.019	<0.15	<0.20	<1.5	<0.25	<0.40	<19	<0.66	<2.3	<1.5	<4.7	NT
	04/11/2017	-	<1.7	<1.6	<1.6	<2.7	<1.7	<2.0	<0.020	<1.8	<3.6	<32.1	<3.4	<1.7	<131	<7.3	<57.7	<76.8	<2.5	NT
	03/12/2018	-	<1.7	<1.6	<1.6	<5.0	<1.7	<2.0	<0.019	<1.8	<3.6	<32.1	<3.4	<1.7	<131	<7.3	<57.7	<76.8	NT	NT
	04/22/2019	-	<1.7	<2.0	<1.8	<5.0	<3.1	<2.1	<0.011	<2.1	<8.5	<53.9	<3.0	<3.5	<144	<24.1	<91.0	<65.6	NT	NT
	08/19/2020	-	<1.7	<2.0	<1.8	<5.0	<3.1	<2.1	<0.011	<2.1	<8.5	<53.9	<3.0	<3.5	<144	<24.1	<91.0	<65.6	NT	NT
	09/15/2021	-	<0.40	<0.40	<0.40	<0.40	<0.40	<0.40	<0.0050	<0.40	<0.40	<8.0	<0.42	<0.40	<52	<2.0	<8.0	<8.0	NT	NT
	10/11/2021	-	NT	NT	NT	NT	NT	NT	<0.0080	NT	NT	NT	NT	NT	NT	NT	NT	NT	NT	NT
	12/14/2022		<1.7	<2.0	<1.8	***17.6***	<3.1	<2.1	<0.0076	<2.1	<8.5	<53.9	<3.0	<3.5	<144	<24.1	<91.0	<65.6	NT	NT
12430-MW06	03/31/2015	-	***0.18 J***	***0.73 J***	<0.33	<0.33	<0.40	<0.40	<0.020	<0.15	<0.20	<1.5	<0.25	<0.40	<19	<0.66	<2.3	<1.5	***14***	NT
	04/11/2017	-	<1.7	<1.6	<1.6	<2.7	<1.7	<2.0	<0.020	<1.8	<3.6	<32.1	<3.4	<1.7	<131	<7.3	<57.7	<76.8	**46.4**	NT
	03/12/2018	-	<1.7	<1.6	<1.6	<5.0	<1.7	<2.0	<0.020	<1.8	<3.6	<32.1	<3.4	<1.7	<131	<7.3	<57.7	<76.8	NT	<2.5
	04/22/2019	-	<1.7	<2.0	<1.8	<5.0	<3.1	<2.1	<0.012	<2.1	<8.5	<53.9	<3.0	<3.5	<144	<24.1	<91.0	<65.6	NT	NT
	08/19/2020	-	<1.7	<2.0	<1.8	<5.0	<3.1	<2.1	<0.011	<2.1	<8.5	<53.9	<3.0	<3.5	<144	<24.1	<91.0	<65.6	NT	NT
	09/15/2021	-	<0.40	<0.40	<0.40	<0.40	<0.40	<0.40	<0.0049	<0.40	<0.40	<8.0	<0.42	<0.40	<52	<2.0	<8.0	<8.0	NT	NT
	10/11/2021	-	NT	NT	NT	NT	NT	NT	<0.0079	NT	NT	NT	NT	NT	NT	NT	NT	NT	NT	NT
	12/14/2022	-	<1.7	<2.0	<1.8	<5.0	<3.1	<2.1	<0.0075	<2.1	<8.5	<53.9	<3.0	<3.5	<144	<24.1	<91.0	<65.6	NT	NT
12430-MW07	03/31/2015	-	<0.13	<0.33	<0.33	<0.33	<0.40	<0.40	<0.019	<0.15	<0.20	<1.5	<0.25	<0.40	<19	<0.66	<2.3	<1.5	***4.8 J***	NT
	04/10/2017	DRY																		
	03/19/2018	-	<1.7	<1.6	<1.6	<5.0	<1.7	<2.0	<0.020	<1.8	<3.6	<32.1	<3.4	<1.7	<131	<7.3	<57.7	<76.8	NT	NT
	04/22/2019	-	<1.7	<2.0	<1.8	<5.0	<3.1	<2.1	<0.011	<2.1	<8.5	<53.9	<3.0	<3.5	<144	<24.1	<91.0	<65.6	NT	NT
	08/20/2020	-	<1.7	<2.0	<1.8	<5.0	<3.1	<2.1	<0.011	<2.1	<8.5	<53.9	<3.0	<3.5	<144	<24.1	<91.0	<65.6	NT	NT
	09/15/2021	-	<0.40	<0.40	<0.40	<0.40	<0.40	<0.40	<0.0052	<0.40	<0.40	<8.0	<0.42	<0.40	<52	<2.0	<8.0	<8.0	NT	NT
	10/11/2021	-	NT	NT	NT	NT	NT	NT	<0.0082	NT	NT	NT	NT	NT	NT	NT	NT	NT	NT	NT
	12/15/2022	-	Well Obstructed @ 26.04																	
12430-MW08	03/30/2015	-	<0.13	<0.33	<0.33	<0.33	<0.40	<0.40	<0.020	<0.15	<0.20	<1.5	<0.25	<0.40	<19	<0.66	***26***	***14 J***	<4.7	NT
	04/11/2017	-	<1.7	<1.6	<1.6	<2.7	<1.7	<2.0	<0.020	<1.8	<3.6	<32.1	<3.4	<1.7	<131	<7.3	<57.7	<76.8	<2.5	NT
	03/19/2018	-	<1.7	<1.6	<1.6	<5.0	<1.7	<2.0	<0.020	<1.8	<3.6	<32.1	<3.4	<1.7	<131	<7.3	<57.7	<76.8	NT	NT
	04/22/2019	-	<1.7	<2.0	<1.8	<5.0	<3.1	<2.1	<0.011	<2.1	<8.5	<53.9	<3.0	<3.5	<144	<24.1	<91.0	<65.6	NT	NT
	08/20/2020	-	<1.7	<2.0	<1.8	<5.0	<3.1	<2.1	<0.011	<2.1	<8.5	<53.9	<3.0	<3.5	<144	<24.1	<91.0	<65.6	NT	NT
	09/15/2021	-	<0.40	<0.40	<0.40	<0.40	<0.40	<0.40	<0.0049	<0.40	<0.40	<8.0	<0.42	<0.40	<52	<2.0	<8.0	<8.0	NT	NT
	10/11/2021	-	NT	NT	NT	NT	NT	NT	<0.0080	NT	NT	NT	NT	NT	NT	NT	NT	NT	NT	NT
	12/15/2022	-	<1.7	<2.0	<1.8	<5.0	<3.1	<2.1	<0.0079	<2.1	<8.5	<53.9	<3.0	<3.5	<144	<24.1	<91.0	<65.6	NT	NT
12430-MW09	03/30/2015	-	<0.13	<0.33	<0.33	<0.33	<0.40	<0.40	<0.020	<0.15	<0.20	<1.5	<0.25	<0.40	<19	<0.66	<2.3	<1.5	<4.7	NT
	04/10/2017	DRY																		
	03/19/2018	-	<1.7	<1.6	<1.6	<5.0	<1.7	<2.0	<0.019	<1.8	<3.6	<32.1	<3.4	<1.7	<131	<7.3	<57.7	<76.8	NT	NT
	04/22/2019	-	<1.7	<2.0	<1.8	<5.0	<3.1	<2.1	<0.011	<2.1	<8.5	<53.9	<3.0	<3.5	<144	<24.1	<91.0	<65.6	NT	NT
	08/20/2020	-	<1.7	<2.0	<1.8	<5.0	<3.1	<2.1	<0.011	<2.1	<8.5	<53.9	<3.0	<3.5	<144	<24.1	<91.0	<65.6	NT	NT
	09/15/2021	-	<0.40	<0.40	<0.40	<0.40	<0.40	<0.40	<0.0050	<0.40	<0.40	<8.0	<0.42	<0.40	<52	<2.0	<8.0	<8.0	NT	NT
	10/11/2021	-	NT	NT	NT	NT	NT	NT	<0.0081	NT	NT	NT	NT	NT	NT	NT	NT	NT	NT	NT
	12/15/2022		<1.7	<2.0	<1.8	<5.0	<3.1	<2.1	<0.0084	<2.1	<8.5	<53.9	<3.0	<3.5	<144	<24.1	<91.0	<65.6	NT	NT

		Free-Product Thickness (feet)	Benzene (µg/L)	Toluene (µg/L)	Ethylbenzene (µg/L)	Xylenes (µg/L)	MTBE (µg/L)	Naphthalene (µg/L)	EDB (µg/L)	1,2 DCA (µg/L)	ETBE (µg/L)	ETBA (µg/L)	TAME (µg/L)	DIPE (µg/L)	Ethanol (µg/L)	TBF (µg/L)	TBA (µg/L)	TAA (µg/L)	Lead (µg/L)	Dissolved Lead (µg/L)
		---	RBSL 5	RBSL 1,000	RBSL 700	RBSL 10,000	RBSL 40	RBSL 25	RBSL 0.05	RBSL 5	RBSL 47	RBSL NE	RBSL 128	RBSL 150	RBSL 10,000	RBSL NE	RBSL 1,400	RBSL 240	RBSL 15	RBSL 15
12430-MW10	03/30/2015	-	<0.13	<0.33	<0.33	<0.33	<0.40	<0.40	<0.0049	<0.15	<0.20	<1.5	<0.25	<0.40	<19	<0.66	***3.6 J***	<1.5	<4.7	NT
	04/10/2017	-	<1.7	<1.6	<1.6	<2.7	<1.7	<2.0	<0.020	<1.8	<3.6	<32.1	<3.4	<1.7	<131	<7.3	<57.7	<76.8	***286***	NT
	03/12/2018	NOT SAMPLED - CAR PARKED ABOVE MONITORING WELL																		
	04/22/2019	-	<1.7	<2.0	<1.8	<5.0	<3.1	<2.1	<0.011	<2.1	<8.5	<53.9	<3.0	<3.5	<144	<24.1	<91.0	<65.6	NT	NT
	08/20/2020	-	<1.7	<2.0	<1.8	<5.0	<3.1	<2.1	<0.011	<2.1	<8.5	<53.9	<3.0	<3.5	<144	<24.1	<91.0	<65.6	NT	NT
	09/15/2021	-	<0.40	<0.40	<0.40	<0.40	<0.40	<0.40	<0.0049	<0.40	<0.40	<8.0	<0.42	<0.40	<52	<2.0	<8.0	<8.0	NT	NT
	10/11/2021	-	NT	NT	NT	NT	NT	NT	<0.0080	NT	NT	NT	NT	NT	NT	NT	NT	NT	NT	NT
	12/15/2022	-	<1.7	<2.0	<1.8	<5.0	<3.1	<2.1	<0.0074	<2.1	<8.5	<53.9	<3.0	<3.5	<144	<24.1	<91.0	<65.6	NT	NT
12430-MW11	03/30/2015	-	<0.13	<0.33	<0.33	<0.33	<0.40	<0.40	<0.020	<0.15	<0.20	<1.5	<0.25	<0.40	<19	<0.66	<2.3	<1.5	***6.7 J***	NT
	04/10/2017	-	<1.7	<1.6	<1.6	<2.7	<1.7	***2.3 J***	<0.020	<1.8	<3.6	<32.1	<3.4	<1.7	<131	<7.3	<57.7	***77.5 J***	***68.4***	NT
	03/12/2018	-	<1.7	<1.6	<1.6	<5.0	<1.7	<2.0	<0.019	<1.8	<3.6	<32.1	<3.4	<1.7	<131	<7.3	<57.7	<76.8	NT	<2.5
	04/22/2019	-	<1.7	<2.0	<1.8	<5.0	<3.1	<2.1	<0.011	<2.1	<8.5	<53.9	<3.0	<3.5	<144	<24.1	<91.0	<65.6	NT	NT
	08/20/2020	-	<1.7	<2.0	<1.8	<5.0	<3.1	<2.1	<0.011	<2.1	<8.5	<53.9	<3.0	<3.5	<144	<24.1	<91.0	<65.6	NT	NT
	09/15/2021	-	<0.40	<0.40	<0.40	<0.40	<0.40	<0.40	<0.0050	<0.40	<0.40	<8.0	<0.42	<0.40	<52	<2.0	<8.0	<8.0	NT	NT
	10/11/2021	-	NT	NT	NT	NT	NT	NT	<0.0079	NT	NT	NT	NT	NT	NT	NT	NT	NT	NT	NT
	12/15/2022		<1.7	<2.0	<1.8	<5.0	<3.1	<2.1	<0.0075	<2.1	<8.5	<53.9	<3.0	<3.5	<144	<24.1	<91.0	<65.6	NT	NT
12430-MW12	04/15/2017	-	***2050***	***3930***	***422***	***1580***	<34.0	<40.0	<0.019	<36.0	<72.0	<642	<68.0	<34.0	<2620	<146	<1150	***3010***	<2.5	NT
	03/19/2018	-	***1930***	***2840***	***383***	***1380***	<42.5	<50.0	<0.020	<45.0	<90.0	<802	<85.0	<42.5	<3280	<182	<1440	***3490***	NT	NT
	04/23/2019	-	***1820***	***3130***	***410***	***1600***	<62.0	<41.8	<0.011	<41.2	<169	<1080	<60.8	<69.8	<2880	<482	<1820	***4450***	NT	NT
	08/22/2020	-	***3440***	***9080***	***1270***	***5860***	<155	***110 J***	<0.011	<103	<423	<2700	<152	<174	<7200	<1200	<4550	***6780***	NT	NT
			3730	***8780***	***1200***	***5560***	<155	***105 J***	<0.011	<103	<423	<2700	<152	<174	<7200	<1200	<4550	***7980***	NT	NT
	09/16/2021	-	***3600***	***8900***	***1200***	***5900***	<40	***200***	<0.50	<40	<40	<800	<42	***49***	<5200	<200	<800	***7800***	NT	NT
			3400	***8300***	***1200***	***5700***	<40	***210***	<0.28	<40	<40	<800	<42	***50***	<5200	<200	<800	***8600***	NT	NT
	10/11/2021	-	NT	NT	NT	NT	NT	NT	<0.0091	NT	NT	NT	NT	NT	NT	NT	NT	NT	NT	NT
			NT	NT	NT	NT	NT	NT	<0.0089	NT	NT	NT	NT	NT	NT	NT	NT	NT	NT	NT
	12/15/2022	-	***547***	***1470***	***224***	***1140***	<31.0	***47.3 J***	<0.0076	<20.6	<84.6	<539	<30.4	<34.9	<1440	<241	<910	***3350***	NT	NT
			547	***1390***	***211***	***1050***	<31.0	***54.8***	<0.0074	<20.6	<84.6	<539	<30.4	<34.9	<1440	<241	<910	***3160***	NT	NT
12430-MW12I	04/15/2017	-	***2700***	***6210***	***576***	***2740***	<68.0	<80.0	<0.020	<72.0	<144	<1280	<136	<68.0	<5240	<292	<2310	***3680 J***	<2.5	NT
	03/19/2018	-	***1440***	***2880***	***231***	***1570***	<34.0	***41.8 J***	<0.020	<36.0	<72.0	<642	<68.0	<34.0	<2620	<146	<1150	***3830***	NT	NT
	04/23/2019	-	***2460***	***3070***	***338***	***1770***	<62.0	***71.1 J***	<0.012	<41.2	<169	<1080	<60.8	***121***	<2880	<482	<1820	***4640***	NT	NT
	08/22/2020	-	***1820***	***5530***	***871***	***3910***	<155	***109 J***	<0.011	<103	<423	<2700	<152	<174	<7200	<1200	<4550	<3280	NT	NT
	09/16/2021	-	***820***	<1200	***470***	***1500***	<8.0	***81***	<0.0050	<8.0	<8.0	<160	<8.4	***32***	<1000	<40	<160	***970***	NT	NT
	12/15/2022	-	<1.7	<2.0	<1.8	<5.0	<3.1	<2.1	<0.0074	<2.1	<8.5	<53.9	<3.0	<3.5	<144	<24.1	<91.0	<65.6	NT	NT
12430-MW14	04/11/2017	-	***746***	***748***	***80.5***	***476***	<8.5	<10.0	<0.020	<9.0	<18.0	<160	<17.0	<8.5	***795 J***	<36.5	<288	***2050***	***3.1 J***	NT
			764	***749***	***79.6***	***462***	<8.5	<10.0	<0.020	<9.0	<18.0	<160	<17.0	<8.5	<655	<36.5	<288	***2220***	***10.6***	NT
	03/12/2018	-	***526***	***535***	***59.1***	***374***	<8.5	<10.0	<0.020	<9.0	<18.0	<160	<17.0	<8.5	<655	<36.5	<288	<384	NT	NT
			520	***522***	***57.4***	***358***	<8.5	<10.0	<0.020	<9.0	<18.0	<160	<17.0	<8.5	<655	<36.5	<288	***1070***	NT	NT
	04/22/2019	-	***575***	***300***	***56.1***	***614***	<12.4	<8.4	<0.011	<8.2	<33.8	<216	<12.2	<14.0	<576	<96.4	<364	***3150***	NT	NT
	08/19/2020	-	***278***	***49.5***	***31.4***	***181***	<6.2	<4.2	<0.011	<4.1	<16.9	<108	<6.1	<7.0	<288	<48.2	<182	***1870***	NT	NT
	09/15/2021	-	***180***	***17***	***3.5***	***98***	<0.40	<0.40	<0.050	<0.40	<0.40	<8.0	<0.42	***1.7***	<52	<2.0	***63***	***1000***	NT	NT
	10/11/2021	-	NT	NT	NT	NT	NT	NT	<0.0077	NT	NT	NT	NT	NT	NT	NT	NT	NT	NT	NT
	12/14/2022	-	***90.7***	***8.2***	<1.8	***48.8***	<3.1	<2.1	<0.0075	<2.1	<8.5	<53.9	<3.0	<3.5	<144	<24.1	<91.0	***654***	NT	NT

		Free-Product Thickness (feet)	Benzene (µg/L)	Toluene (µg/L)	Ethylbenzene (µg/L)	Xylenes (µg/L)	MTBE (µg/L)	Naphthalene (µg/L)	EDB (µg/L)	1,2 DCA (µg/L)	ETBE (µg/L)	ETBA (µg/L)	TAME (µg/L)	DIPE (µg/L)	Ethanol (µg/L)	TBF (µg/L)	TBA (µg/L)	TAA (µg/L)	Lead (µg/L)	Dissolved Lead (µg/L)
		---	RBSL 5	RBSL 1,000	RBSL 700	RBSL 10,000	RBSL 40	RBSL 25	RBSL 0.05	RBSL 5	RBSL 47	RBSL NE	RBSL 128	RBSL 150	RBSL 10,000	RBSL NE	RBSL 1,400	RBSL 240	RBSL 15	RBSL 15
12430-MW14I	04/11/2017	-	***33.4***	***16.0***	***2.6 J***	***15.0***	<1.7	<2.0	<0.020	<1.8	<3.6	<32.1	<3.4	<1.7	<131	<7.3	<57.7	***111***	<2.5	NT
	03/12/2018	-	***3.4 J***	<1.6	<1.6	<5.0	<1.7	<2.0	<0.019	<1.8	<3.6	<32.1	<3.4	<1.7	<131	<7.3	<57.7	<76.8	NT	NT
	04/22/2019	-	<1.7	<2.0	<1.8	<5.0	<3.1	<2.1	<0.011	<2.1	<8.5	<53.9	<3.0	<3.5	<144	<24.1	<91.0	<65.6	NT	NT
	08/19/2020	-	<1.7	<2.0	<1.8	<5.0	<3.1	<2.1	<0.011	<2.1	<8.5	<53.9	<3.0	<3.5	<144	<24.1	<91.0	<65.6	NT	NT
	09/15/2021	-	<0.40	<0.40	<0.40	<0.40	<0.40	<0.40	<0.0050	<0.40	<0.40	<8.0	<0.42	<0.40	<52	<2.0	<8.0	<8.0	NT	NT
	10/11/2021	-	NT	NT	NT	NT	NT	NT	<0.0080	NT	NT	NT	NT	NT	NT	NT	NT	NT	NT	NT
	12/14/2022	-	<1.7	<2.0	<1.8	<5.0	<3.1	<2.1	<0.0074	<2.1	<8.5	<53.9	<3.0	<3.5	<144	<24.1	<91.0	<65.6	NT	NT
12430-MW15	04/11/2017	-	<1.7	<1.6	<1.6	<2.7	<1.7	<2.0	<0.020	<1.8	<3.6	<32.1	<3.4	<1.7	<131	<7.3	<57.7	<76.8	<2.5	NT
	03/12/2018	-	<1.7	<1.6	<1.6	<5.0	<1.7	<2.0	<0.020	<1.8	<3.6	<32.1	<3.4	<1.7	<131	<7.3	<57.7	<76.8	NT	NT
	04/22/2019	-	<1.7	<2.0	<1.8	<5.0	<3.1	<2.1	<0.011	<2.1	<8.5	<53.9	<3.0	<3.5	<144	<24.1	<91.0	<65.6	NT	NT
	08/19/2020	-	<1.7	<2.0	<1.8	<5.0	<3.1	<2.1	<0.012	<2.1	<8.5	<53.9	<3.0	<3.5	<144	<24.1	<91.0	<65.6	NT	NT
	09/15/2021	-	<0.40	<0.40	<0.40	<0.40	<0.40	<0.40	<0.0049	<0.40	<0.40	<8.0	<0.42	<0.40	<52	<2.0	<8.0	<8.0	NT	NT
	10/11/2021	-	NT	NT	NT	NT	NT	NT	<0.0080	NT	NT	NT	NT	NT	NT	NT	NT	NT	NT	NT
	12/14/2022	-	<1.7	<2.0	<1.8	<5.0	<3.1	<2.1	<0.0075	<2.1	<8.5	<53.9	<3.0	<3.5	<144	<24.1	<91.0	<65.6	NT	NT
12430-MW15I	04/11/2017	-	<1.7	<1.6	<1.6	<2.7	<1.7	<2.0	<0.020	<1.8	<3.6	<32.1	<3.4	<1.7	<131	<7.3	<57.7	<76.8	<2.5	NT
	03/12/2018	-	<1.7	<1.6	<1.6	<5.0	<1.7	<2.0	<0.020	<1.8	<3.6	<32.1	<3.4	<1.7	<131	<7.3	<57.7	<76.8	NT	NT
	04/22/2019	-	<1.7	<2.0	<1.8	<5.0	<3.1	<2.1	<0.011	<2.1	<8.5	<53.9	<3.0	<3.5	<144	<24.1	<91.0	<65.6	NT	NT
	08/19/2020	-	<1.7	<2.0	<1.8	<5.0	<3.1	<2.1	<0.011	<2.1	<8.5	<53.9	<3.0	<3.5	<144	<24.1	<91.0	<65.6	NT	NT
	09/15/2021	-	<0.40	<0.40	<0.40	<0.40	<0.40	<0.40	<0.0050	<0.40	<0.40	<8.0	<0.42	<0.40	<52	<2.0	<8.0	<8.0	NT	NT
	10/11/2021	-	NT	NT	NT	NT	NT	NT	<0.0082	NT	NT	NT	NT	NT	NT	NT	NT	NT	NT	NT
	12/14/2022	-	<1.7	<2.0	<1.8	<5.0	<3.1	<2.1	<0.0074	<2.1	<8.5	<53.9	<3.0	<3.5	<144	<24.1	<91.0	<65.6	NT	NT
12430-MW16	04/11/2017	-	<1.7	<1.6	<1.6	<2.7	<1.7	<2.0	<0.020	<1.8	<3.6	<32.1	<3.4	<1.7	<131	<7.3	<57.7	<76.8	***2.8 J***	NT
	03/12/2018	-	<1.7	<1.6	<1.6	<5.0	<1.7	<2.0	<0.019	<1.8	<3.6	<32.1	<3.4	<1.7	<131	<7.3	<57.7	<76.8	NT	NT
	04/22/2019	-	<1.7	<2.0	<1.8	<5.0	<3.1	<2.1	<0.011	<2.1	<8.5	<53.9	<3.0	<3.5	<144	<24.1	<91.0	<65.6	NT	NT
	08/19/2020	-	<1.7	<2.0	<1.8	<5.0	<3.1	<2.1	<0.011	<2.1	<8.5	<53.9	<3.0	<3.5	<144	<24.1	<91.0	<65.6	NT	NT
	09/15/2021	-	<0.40	<0.40	<0.40	<0.40	<0.40	<0.40	<0.0050	<0.40	<0.40	<8.0	<0.42	<0.40	<52	<2.0	<8.0	<8.0	NT	NT
	10/11/2021	-	NT	NT	NT	NT	NT	NT	<0.0081	NT	NT	NT	NT	NT	NT	NT	NT	NT	NT	NT
	12/14/2022	-	<1.7	<2.0	<1.8	<5.0	<3.1	<2.1	<0.0075	<2.1	<8.5	<53.9	<3.0	<3.5	<144	<24.1	<91.0	<65.6	NT	NT
12430-MW16I	04/11/2017	-	<1.7	<1.6	<1.6	<2.7	<1.7	<2.0	<0.020	<1.8	<3.6	<32.1	<3.4	<1.7	<131	<7.3	<57.7	<76.8	<2.5	NT
	03/12/2018	-	<1.7	<1.6	<1.6	<5.0	<1.7	<2.0	<0.019	<1.8	<3.6	<32.1	<3.4	<1.7	<131	<7.3	<57.7	<76.8	NT	NT
	04/22/2019	-	<1.7	<2.0	<1.8	<5.0	<3.1	<2.1	<0.011	<2.1	<8.5	<53.9	<3.0	<3.5	<144	<24.1	<91.0	<65.6	NT	NT
	08/19/2020	-	<1.7	<2.0	<1.8	<5.0	<3.1	<2.1	<0.011	<2.1	<8.5	<53.9	<3.0	<3.5	<144	<24.1	<91.0	<65.6	NT	NT
	09/15/2021	-	<0.40	<0.40	<0.40	<0.40	<0.40	<0.40	<0.0050	<0.40	<0.40	<8.0	<0.42	<0.40	<52	<2.0	<8.0	<8.0	NT	NT
	10/11/2021	-	NT	NT	NT	NT	NT	NT	<0.0080	NT	NT	NT	NT	NT	NT	NT	NT	NT	NT	NT
	12/14/2022	-	<1.7	<2.0	<1.8	<5.0	<3.1	<2.1	<0.0075	<2.1	<8.5	<53.9	<3.0	<3.5	<144	<24.1	<91.0	<65.6	NT	NT
12430-MW17	04/10/2017	-	<1.7	<1.6	<1.6	<2.7	<1.7	<2.0	<0.020	<1.8	<3.6	<32.1	<3.4	<1.7	<131	<7.3	<57.7	<76.8	<2.5	NT
	03/19/2018	-	<1.7	<1.6	<1.6	<5.0	<1.7	<2.0	<0.020	<1.8	<3.6	<32.1	<3.4	<1.7	<131	<7.3	<57.7	<76.8	NT	NT
	04/22/2019	-	<1.7	<2.0	<1.8	<5.0	<3.1	<2.1	<0.011	<2.1	<8.5	<53.9	<3.0	<3.5	<144	<24.1	<91.0	<65.6	NT	NT
	08/19/2020	-	<1.7	<2.0	<1.8	<5.0	<3.1	<2.1	<0.011	<2.1	<8.5	<53.9	<3.0	<3.5	<144	<24.1	<91.0	<65.6	NT	NT
	09/15/2021	-	<0.40	<0.40	<0.40	<0.40	<0.40	<0.40	<0.0050	<0.40	<0.40	<8.0	<0.42	<0.40	<52	<2.0	<8.0	<8.0	NT	NT
	10/11/2021	-	NT	NT	NT	NT	NT	NT	<0.0082	NT	NT	NT	NT	NT	NT	NT	NT	NT	NT	NT
	12/15/2022	-	<1.7	<2.0	<1.8	<5.0	<3.1	<2.1	<0.0075	<2.1	<8.5	<53.9	<3.0	<3.5	<144	<24.1	<91.0	<65.6	NT	NT

		Free-Product Thickness (feet)	Benzene (µg/L)	Toluene (µg/L)	Ethylbenzene (µg/L)	Xylenes (µg/L)	MTBE (µg/L)	Naphthalene (µg/L)	EDB (µg/L)	1,2 DCA (µg/L)	ETBE (µg/L)	ETBA (µg/L)	TAME (µg/L)	DIPE (µg/L)	Ethanol (µg/L)	TBF (µg/L)	TBA (µg/L)	TAA (µg/L)	Lead (µg/L)	Dissolved Lead (µg/L)
		---	RBSL 5	RBSL 1,000	RBSL 700	RBSL 10,000	RBSL 40	RBSL 25	RBSL 0.05	RBSL 5	RBSL 47	RBSL NE	RBSL 128	RBSL 150	RBSL 10,000	RBSL NE	RBSL 1,400	RBSL 240	RBSL 15	RBSL 15
12430-MW17I	04/10/2017	-	<1.7	<1.6	<1.6	<2.7	<1.7	<2.0	<0.020	<1.8	<3.6	<32.1	<3.4	<1.7	<131	<7.3	<57.7	<76.8	<2.5	NT
	03/19/2018	-	<1.7	<1.6	<1.6	<5.0	<1.7	<2.0	<0.020	<1.8	<3.6	<32.1	<3.4	<1.7	<131	<7.3	<57.7	<76.8	NT	NT
	04/22/2019	-	<1.7	<2.0	<1.8	<5.0	<3.1	<2.1	<0.011	<2.1	<8.5	<53.9	<3.0	<3.5	<144	<24.1	<91.0	<65.6	NT	NT
	08/19/2020	-	<1.7	<2.0	<1.8	<5.0	<3.1	<2.1	<0.012	<2.1	<8.5	<53.9	<3.0	<3.5	<144	<24.1	<91.0	<65.6	NT	NT
	09/15/2021	-	<0.40	<0.40	<0.40	<0.40	<0.40	<0.40	<0.0049	<0.40	<0.40	<8.0	<0.42	<0.40	<52	<2.0	<8.0	<8.0	NT	NT
	10/11/2021	-	NT	NT	NT	NT	NT	NT	<0.0079	NT	NT	NT	NT	NT	NT	NT	NT	NT	NT	NT
	12/15/2022	-	<1.7	<2.0	<1.8	<5.0	<3.1	<2.1	<0.0074	<2.1	<8.5	<53.9	<3.0	<3.5	<144	<24.1	<91.0	<65.6	NT	NT
12430-MW18	04/11/2017	-	<1.7	<1.6	<1.6	<2.7	<1.7	<2.0	<0.019	<1.8	<3.6	<32.1	<3.4	<1.7	<131	<7.3	<57.7	<76.8	<2.5	NT
	03/12/2018	-	<1.7	<1.6	<1.6	<5.0	<1.7	<2.0	<0.020	<1.8	<3.6	<32.1	<3.4	<1.7	<131	<7.3	<57.7	<76.8	NT	NT
	04/22/2019	NOT LOCATED																		
	08/20/2020	NOT LOCATED																		
	09/15/2021	NOT LOCATED																		
	12/15/2022	NOT LOCATED																		
12430-MW18I	03/12/2018	-	<1.7	<1.6	<1.6	<5.0	<1.7	<2.0	<0.020	<1.8	<3.6	<32.1	<3.4	<1.7	<131	<7.3	<57.7	<76.8	NT	NT
	04/22/2019	NOT LOCATED																		
	08/20/2020	NOT LOCATED																		
	09/15/2021	NOT LOCATED																		
	12/15/2022	NOT LOCATED																		
12430-MW19	04/10/2017	-	<1.7	<1.6	<1.6	<2.7	<1.7	<2.0	<0.020	<1.8	<3.6	<32.1	<3.4	<1.7	<131	<7.3	<57.7	<76.8	<2.5	NT
	03/19/2018	-	<1.7	<1.6	<1.6	<5.0	<1.7	<2.0	<0.019	<1.8	<3.6	<32.1	<3.4	<1.7	<131	<7.3	<57.7	<76.8	NT	NT
	04/23/2019	-	<1.7	<2.0	<1.8	<5.0	<3.1	<2.1	<0.011	<2.1	<8.5	<53.9	<3.0	<3.5	<144	<24.1	<91.0	<65.6	NT	NT
	08/20/2020	-	<1.7	<2.0	<1.8	<5.0	<3.1	<2.1	<0.011	<2.1	<8.5	<53.9	<3.0	<3.5	<144	<24.1	<91.0	<65.6	NT	NT
	09/15/2021	-	<0.40	<0.40	<0.40	<0.40	<0.40	<0.40	<0.0049	<0.40	<0.40	<8.0	<0.42	<0.40	<52	<2.0	<8.0	<8.0	NT	NT
	10/11/2021	-	NT	NT	NT	NT	NT	NT	<0.0079	NT	NT	NT	NT	NT	NT	NT	NT	NT	NT	NT
	12/14/2022	-	<1.7	<2.0	<1.8	<5.0	<3.1	<2.1	<0.0076	<2.1	<8.5	<53.9	<3.0	<3.5	<144	<24.1	<91.0	<65.6	NT	NT
12430-MW19I	04/10/2017	-	<1.7	<1.6	<1.6	<2.7	<1.7	<2.0	<0.020	<1.8	<3.6	<32.1	<3.4	<1.7	<131	<7.3	<57.7	<76.8	<2.5	NT
	03/19/2018	-	<1.7	<1.6	<1.6	<5.0	<1.7	<2.0	<0.019	<1.8	<3.6	<32.1	<3.4	<1.7	<131	<7.3	<57.7	<76.8	NT	NT
	04/23/2019	-	<1.7	<2.0	<1.8	<5.0	3.2 J	<2.1	<0.011	<2.1	<8.5	<53.9	<3.0	<3.5	<144	<24.1	<91.0	<65.6	NT	NT
	08/20/2020	-	<1.7	<2.0	<1.8	<5.0	<3.1	<2.1	<0.011	<2.1	<8.5	<53.9	<3.0	<3.5	<144	<24.1	<91.0	<65.6	NT	NT
	09/15/2021	-	<0.40	<0.40	<0.40	<0.40	***0.65***	<0.40	<0.0049	<0.40	<0.40	<8.0	<0.42	***1.6***	<52	<2.0	<8.0	<8.0	NT	NT
	10/11/2021	-	NT	NT	NT	NT	NT	NT	<0.0080	NT	NT	NT	NT	NT	NT	NT	NT	NT	NT	NT
	12/14/2022	-	<1.7	<2.0	<1.8	<5.0	***3.4 J***	<2.1	<0.0073	<2.1	<8.5	<53.9	<3.0	<3.5	<144	<24.1	<91.0	<65.6	NT	NT
12430-MW20	04/10/2017	-	***341***	***286***	***26.1***	***119***	<4.2	<5.0	<0.020	<4.5	<9.0	<80.2	<8.5	***39.3***	<328	<18.2	<144	***1010***	<2.5	NT
	03/19/2018	-	***1620***	***1100***	***68.0***	***707***	<21.2	<25.0	***0.062***	<22.5	<45.0	<401	<42.5	***73.7***	<1640	<91.2	<721	***3740***	NT	NT
	04/23/2019	-	***1830***	***63.3***	***231***	***395***	<38.8	<26.1	<0.011	<25.8	<106	<674	<38.0	***170***	<1800	<301	<1140	***7910***	NT	NT
		-	***1610***	***62.6***	***209***	***372***	<38.8	***26.6 J***	<0.011	<25.8	<106	<674	<38.0	***157***	<1800	<301	<1140	***8490***	NT	NT
	08/20/2020	-	***1140***	***234***	***232***	***153***	***40.8 J***	***22.4 J***	<0.011	<20.6	<84.6	<539	<30.4	***221***	<1440	<241	<910	***10900***	NT	NT
	09/15/2021	-	***520***	***280***	***160***	***110***	***32***	***20***	<0.0049	<8.0	<2.0	<40	2.4	***210***	<260	<10	***530***	***11000***	NT	NT
	Dup A		***350***	***160***	***130***	***68***	***31***	***20***	<0.053	<8.0	<2.0	<40	<2.1	***220***	<260	<10	***480***	***11000***	NT	NT
	10/11/2021	-	NT	NT	NT	NT	NT	NT	<0.0084	NT	NT	NT	NT	NT	NT	NT	NT	NT	NT	NT
	Dup A	-	NT	NT	NT	NT	NT	NT	<0.0079	NT	NT	NT	NT	NT	NT	NT	NT	NT	NT	NT
	12/14/2022	-	***408***	***55.1***	***165***	***40.6***	***34.5***	***14.4 J***	<0.0075	<8.2	<33.8	<216	<12.2	***209***	<576	<96.4	***599***	***11800***	NT	NT

		Free-Product Thickness (feet)	Benzene (µg/L)	Toluene (µg/L)	Ethylbenzene (µg/L)	Xylenes (µg/L)	MTBE (µg/L)	Naphthalene (µg/L)	EDB (µg/L)	1,2 DCA (µg/L)	ETBE (µg/L)	ETBA (µg/L)	TAME (µg/L)	DIPE (µg/L)	Ethanol (µg/L)	TBF (µg/L)	TBA (µg/L)	TAA (µg/L)	Lead (µg/L)	Dissolved Lead (µg/L)
		---	RBSL 5	RBSL 1,000	RBSL 700	RBSL 10,000	RBSL 40	RBSL 25	RBSL 0.05	RBSL 5	RBSL 47	RBSL NE	RBSL 128	RBSL 150	RBSL 10,000	RBSL NE	RBSL 1,400	RBSL 240	RBSL 15	RBSL 15
12430-MW21	04/15/2017	-	***5520***	***1620***	***675***	***5700***	***1240***	***285***	***0.42***	<72.0	<144	<1280	<136	***585***	<5240	<292	<2310	***4390***	<2.5	NT
	03/19/2018	-	***3230***	***487***	***197***	***3660***	***732***	***404***	***0.16***	<36.0	<72.0	<642	<68.0	***329***	<2620	<146	<1150	***4530***	NT	NT
	04/23/2019	-	***3540***	***779***	***230***	***2070***	***560***	***288***	<0.011	<51.5	<212	<1350	<76.0	***264***	<3600	<602	<2280	***5590***	NT	NT
	08/22/2020	-	***3860***	***5310***	***2150***	***9260***	***817***	***690***	<0.011	<103	<423	<2700	<152	***208 J***	<7200	<1200	<4550	***11500***	NT	NT
	09/16/2021	-	***4400***	***9000***	***2400***	***11000***	***1100***	***730***	***2.2***	<40	<40	<800	***82***	***310***	<5200	<200	***1100***	***12000***	NT	NT
	12/15/2022	***0.03***	NS	NS	NS	NS	NS	NS	NS	NS	NS	NS	NS	NS	NS	NS	NS	NS	NS	NS
12430-MW22	04/15/2017	-	<1.7	<1.6	<1.6	<2.7	<1.7	<2.0	<0.020	<1.8	<3.6	<32.1	<3.4	<1.7	<131	<7.3	<57.7	<76.8	<2.5	NT
	03/19/2018	-	<1.7	<1.6	<1.6	<5.0	<1.7	<2.0	<0.019	<1.8	<3.6	<32.1	<3.4	<1.7	<131	<7.3	<57.7	<76.8	NT	NT
	04/23/2019	-	<1.7	<2.0	<1.8	<5.0	<3.1	<2.1	***0.074***	<2.1	<8.5	<53.9	<3.0	<3.5	<144	<24.1	<91.0	<65.6	NT	NT
	08/22/2020	-	***4.6 J***	<2.0	<1.8	<5.0	<3.1	<2.1	<0.011	<2.1	<8.5	<53.9	<3.0	<3.5	<144	<24.1	<91.0	<65.6	NT	NT
	09/16/2021	-	***7.6***	<0.40	<0.40	***0.93***	<0.40	<0.40	<0.0050	<0.40	<0.40	<8.0	<0.42	<0.40	<52	<2.0	<8.0	<8.0	NT	NT
	12/15/2022	-	<1.7	<2.0	<1.8	<5.0	<3.1	<2.1	<0.0076	<2.1	<8.5	<53.9	<3.0	<3.5	<144	<24.1	<91.0	<65.6	NT	NT
12430-MW22I	04/15/2017	-	<1.7	<1.6	<1.6	<2.7	<1.7	<2.0	<0.020	<1.8	<3.6	<32.1	<3.4	<1.7	<131	<7.3	<57.7	<76.8	<2.5	NT
	03/19/2018	-	<1.7	<1.6	<1.6	<5.0	<1.7	<2.0	<0.020	<1.8	<3.6	<32.1	<3.4	<1.7	<131	<7.3	<57.7	<76.8	NT	NT
	04/23/2019	-	***37.6***	<2.0	<1.8	<5.0	<3.1	<2.1	<0.011	<2.1	<8.5	<53.9	<3.0	<3.5	<144	<24.1	<91.0	***79.8 J***	NT	NT
	08/22/2020	-	<1.7	<2.0	<1.8	<5.0	<3.1	<2.1	<0.011	<2.1	<8.5	<53.9	<3.0	<3.5	<144	<24.1	<91.0	<65.6	NT	NT
	09/16/2021	-	<0.40	<0.40	<0.40	<0.40	<0.40	<0.40	<0.0048	<0.40	<0.40	<8.0	<0.42	<0.40	<52	<2.0	<8.0	<8.0	NT	NT
	12/15/2022	-	<1.7	<2.0	<1.8	<5.0	<3.1	<2.1	<0.0075	<2.1	<8.5	<53.9	<3.0	<3.5	<144	<24.1	<91.0	<65.6	NT	NT
12430-MW23	04/10/2017	-	***1400***	<20.0	<20.0	<33.8	***47.4 J***	***72.4***	<0.020	<22.5	<45.0	<401	<42.5	***44.7 J***	<1640	<91.2	<721	***1030 J***	<2.5	NT
	03/19/2018	-	***381***	<6.4	<6.4	<20.0	***45.6***	***9.6 J***	<0.020	***8.8 J***	<14.4	<128	<13.6	***26.0***	<524	<29.2	<231	***909***	NT	NT
	04/23/2019	-	***2.8 J***	<2.0	<1.8	<5.0	***5.7***	<2.1	***0.12***	***3.0 J***	<8.5	<53.9	<3.0	***4.5 J***	<144	<24.1	<91.0	***72.8 J***	NT	NT
	08/20/2020	-	<1.7	<2.0	<1.8	<5.0	<3.1	<2.1	<0.012	<2.1	<8.5	<53.9	<3.0	<3.5	<144	<24.1	<91.0	<65.6	NT	NT
	09/15/2021	-	<0.40	<0.40	<0.40	<0.40	<0.40	<0.40	<0.0050	<0.40	<0.40	<8.0	<0.42	<0.40	<52	<2.0	<8.0	<8.0	NT	NT
	10/11/2021	-	NT	NT	NT	NT	NT	NT	<0.0081	NT	NT	NT	NT	NT	NT	NT	NT	NT	NT	NT
	12/14/2022		<1.7	<2.0	<1.8	<5.0	***9.4***	<2.1	<0.0077	<2.1	<8.5	<53.9	<3.0	***9.6***	<144	<24.1	<91.0	***302***	NT	NT
12430-MW23I	10/03/2017	-	***115***	***4.9 J***	***3.1 J***	<5.0	***9.3***	***3.3 J***	<0.019	<1.8	<3.6	<32.1	<3.4	***16.3***	<131	<7.3	<57.7	***202***	<2.5	NT
		-	***105***	***4.5 J***	***2.9 J***	<5.0	***8.4***	***3.3 J***	<0.020	<1.8	<3.6	<32.1	<3.4	***14.8***	<131	<7.3	<57.7	***199***	<2.5	NT
	03/19/2018	-	***4840***	***67.5 J***	***68.5 J***	<125	***291***	***125***	***0.023***	<45.0	<90.0	<802	<85.0	***395***	<3280	<182	<1440	***10400***	NT	NT
	04/23/2019	-	***2260***	<40.2	<36.8	<100	***163***	***66.7 J***	***0.082***	<41.2	<169	<1080	<60.8	***224***	<2880	<482	<1820	***5760***	NT	NT
	08/20/2020	-	***2670***	***52.9 J***	<46.0	<125	***273***	<52.2	<0.011	<51.5	<212	<1350	<76.0	***372***	<3600	<602	<2280	***9640***	NT	NT
	09/15/2021	-	***5400***	***55***	***200***	<40	***390***	***200***	<0.048	***60***	***1.4***	<8.0	***15***	***610***	<52	<2.0	***940***	***19000***	NT	NT
	12/14/2022	-	***2180***	<40.2	***276***	<100	***516***	***347***	<0.0076	<41.2	<169	<1080	<60.8	***687***	<2880	<482	<1820	***29300***	NT	NT
12430-MW24	04/10/2017	***4.48***	NS	NS	NS	NS	NS	NS	NS	NS	NS	NS	NS	NS	NS	NS	NS	NS	NS	NS
	03/12/2018	***4.26***	NS	NS	NS	NS	NS	NS	NS	NS	NS	NS	NS	NS	NS	NS	NS	NS	NS	NS
	05/14/2018	***4.11***	AFVR Event Peformed - 05/14/2018 through 05/18/2018																	
	05/18/2018	***1.72***	AFVR Event Peformed - 05/18/2018 through 05/22/2018																	
	04/22/2019	***1.72***	NS	NS	NS	NS	NS	NS	NS	NS	NS	NS	NS	NS	NS	NS	NS	NS	NS	NS
	01/13/2020	***0.81***	AFVR Event Peformed - 01/13/2020 through 01/17/2020																	
	08/22/2020	***SHEEN***	***26300***	***50700***	***3910***	***20000***	***20600***	<836	***3.4***	<824	<3380	<21600	<1220	***2160***	***94300***	<9640	<36400	***46000***	NT	NT
	09/16/2021	--	***24000***	***48000***	***3800***	***21000***	***11000***	***980***	***4.7***	<200	<200	<4000	***940***	***2400***	<26000	<1000	<4000	***39000***	NT	NT
	10/11/2021	-	NT	NT	NT	NT	NT	NT	***2.0***	NT	NT	NT	NT	NT	NT	NT	NT	NT	NT	NT
	12/15/2022	***1.12***	NS	NS	NS	NS	NS	NS	NS	NS	NS	NS	NS	NS	NS	NS	NS	NS	NS	NS

		Free-Product Thickness (feet)	Benzene (µg/L)	Toluene (µg/L)	Ethylbenzene (µg/L)	Xylenes (µg/L)	MTBE (µg/L)	Naphthalene (µg/L)	EDB (µg/L)	1,2 DCA (µg/L)	ETBE (µg/L)	ETBA (µg/L)	TAME (µg/L)	DIPE (µg/L)	Ethanol (µg/L)	TBF (µg/L)	TBA (µg/L)	TAA (µg/L)	Lead (µg/L)	Dissolved Lead (µg/L)
		---	RBSL 5	RBSL 1,000	RBSL 700	RBSL 10,000	RBSL 40	RBSL 25	RBSL 0.05	RBSL 5	RBSL 47	RBSL NE	RBSL 128	RBSL 150	RBSL 10,000	RBSL NE	RBSL 1,400	RBSL 240	RBSL 15	RBSL 15
12430-MW25	04/15/2017	-	***11.6***	***2.0 J***	<1.6	<2.7	***3.7 J***	<2.0	<0.020	<1.8	<3.6	<32.1	<3.4	<1.7	<131	<7.3	<57.7	<76.8	<2.5	NT
			11.4	***2.5 J***	<1.6	<2.7	***3.5 J***	<2.0	<0.020	<1.8	<3.6	<32.1	<3.4	<1.7	<131	<7.3	<57.7	<76.8	<2.5	NT
	03/19/2018	-	***166***	***42.4***	<3.2	***56.6***	***11.8***	<4.0	<0.020	<3.6	<7.2	<64.2	<6.8	***4.2 J***	<262	<14.6	<115	***390***	NT	NT
	04/23/2019	-	***215***	<4.0	<3.7	***52.3***	***21.5***	<4.2	<0.011	<4.1	<16.9	<108	<6.1	<7.0	<288	<48.2	<182	***181 J***	NT	NT
	08/22/2020	-	***703***	***163***	***38.4***	***327***	***79.1***	<10.4	<0.011	<10.3	<42.3	<270	<15.2	<17.4	<720	<120	<455	***608***	NT	NT
	09/16/2021	-	***990***	***470***	***45***	***320***	***130***	***8.8***	<0.25	<4.0	<4.0	<80	<4.2	***22***	<520	<20	***110***	***800***	NT	NT
	12/15/2022	-	***672***	<10.0	<9.2	***32.7***	***948***	<10.4	<0.0075	<10.3	<42.3	<270	<15.2	<17.4	<720	<120	<455	***1070***	NT	NT
12430-MW26	04/15/2017	-	<1.7	<1.6	<1.6	<2.7	<1.7	<2.0	<0.020	<1.8	<3.6	<32.1	<3.4	<1.7	<131	<7.3	<57.7	<76.8	<2.5	NT
	03/19/2018	-	***15.2***	<1.6	<1.6	***14.0***	<1.7	<2.0	***0.056***	<1.8	<3.6	<32.1	<3.4	***2.7 J***	<131	<7.3	<57.7	<76.8	NT	NT
	04/23/2019	-	***39.0***	<2.0	<1.8	***33.9***	<3.1	<2.1	***0.045***	<2.1	<8.5	<53.9	<3.0	***4.7 J***	<144	<24.1	<91.0	<65.6	NT	NT
	08/20/2020	-	***15.4***	<2.0	<1.8	<5.0	<3.1	<2.1	<0.012	<2.1	<8.5	<53.9	<3.0	<3.5	<144	<24.1	<91.0	<65.6	NT	NT
	09/16/2021	-	***0.85***	<0.40	<0.40	<0.40	<0.40	<0.40	<0.0048	<0.40	<0.40	<8.0	<0.42	<0.40	<52	<2.0	<8.0	<8.0	NT	NT
	12/15/2022	-	<1.7	<2.0	<1.8	<5.0	<3.1	<2.1	<0.0078	<2.1	<8.5	<53.9	<3.0	<3.5	<144	<24.1	<91.0	<65.6	NT	NT
12430-MW26I	04/15/2017	-	***2.6 J***	***2.8 J***	<1.6	<2.7	<1.7	<2.0	<0.020	<1.8	<3.6	<32.1	<3.4	<1.7	<131	<7.3	<57.7	<76.8	<2.5	NT
	03/19/2018	-	<1.7	<1.6	<1.6	<5.0	<1.7	<2.0	<0.020	<1.8	<3.6	<32.1	<3.4	<1.7	<131	<7.3	<57.7	<76.8	NT	NT
	04/23/2019	-	***1.8 J***	***7.1***	<1.8	<5.0	<3.1	<2.1	<0.011	<2.1	<8.5	<53.9	<3.0	<3.5	<144	<24.1	<91.0	<65.6	NT	NT
	08/20/2020	-	<1.7	<2.0	<1.8	<5.0	<3.1	<2.1	<0.0049	<2.1	<8.5	<53.9	<3.0	<3.5	<144	<24.1	<91.0	<65.6	NT	NT
	09/15/2021	-	<0.40	<0.40	<0.40	<0.40	<0.40	<0.40	<0.0049	<0.40	<0.40	<8.0	<0.42	<0.40	<52	<2.0	<8.0	<8.0	NT	NT
	12/15/2022	-	<1.7	<2.0	<1.8	<5.0	<3.1	<2.1	<0.0076	<2.1	<8.5	<53.9	<3.0	<3.5	<144	<24.1	<91.0	<65.6	NT	NT
12430-MW27	10/03/2017	-	<1.7	<1.6	<1.6	<2.7	<1.7	<2.0	<0.020	<1.8	<3.6	<32.1	<3.4	<1.7	<131	<7.3	<57.7	<76.8	<2.5	NT
	03/12/2018	-	<1.7	<1.6	<1.6	<5.0	<1.7	<2.0	<0.020	<1.8	<3.6	<32.1	<3.4	<1.7	<131	<7.3	<57.7	<76.8	NT	NT
	04/23/2019	-	<1.7	<2.0	<1.8	<5.0	<3.1	<2.1	<0.011	<2.1	<8.5	<53.9	<3.0	<3.5	<144	<24.1	<91.0	<65.6	NT	NT
	08/20/2020	-	<1.7	<2.0	<1.8	<5.0	<3.1	<2.1	<0.011	<2.1	<8.5	<53.9	<3.0	<3.5	<144	<24.1	<91.0	<65.6	NT	NT
	09/15/2021	-	<0.40	<0.40	<0.40	<0.40	<0.40	<0.40	<0.0050	<0.40	<0.40	<8.0	<0.42	<0.40	<52	<2.0	<8.0	<8.0	NT	NT
	10/11/2021	-	NT	NT	NT	NT	NT	NT	<0.0080	NT	NT	NT	NT	NT	NT	NT	NT	NT	NT	NT
	12/14/2022	-	<1.7	<2.0	<1.8	<5.0	<3.1	<2.1	<0.0076	<2.1	<8.5	<53.9	<3.0	<3.5	<144	<24.1	<91.0	<65.6	NT	NT
12430-MW27I	03/12/2018	-	<1.7	<1.6	<1.6	<5.0	<1.7	<2.0	<0.019	<1.8	<3.6	<32.1	<3.4	<1.7	<131	<7.3	<57.7	<76.8	NT	NT
	04/23/2019	-	<1.7	<2.0	<1.8	<5.0	<3.1	<2.1	<0.011	<2.1	<8.5	<53.9	<3.0	<3.5	<144	<24.1	<91.0	<65.6	NT	NT
	08/20/2020	-	<1.7	<2.0	<1.8	<5.0	<3.1	<2.1	<0.011	<2.1	<8.5	<53.9	<3.0	<3.5	<144	<24.1	<91.0	<65.6	NT	NT
	09/15/2021	NOT LOCATED																		
	12/14/2022	-	<1.7	<2.0	<1.8	<5.0	<3.1	<2.1	<0.0074	<2.1	<8.5	<53.9	<3.0	<3.5	<144	<24.1	<91.0	<65.6	NT	NT
12430-MW28	10/03/2017	-	<1.7	<1.6	<1.6	<2.7	<1.7	<2.0	<0.020	<1.8	<3.6	<32.1	<3.4	<1.7	<131	<7.3	<57.7	<76.8	<2.5	NT
	03/19/2018	-	<1.7	<1.6	<1.6	<5.0	<1.7	<2.0	<0.019	<1.8	<3.6	<32.1	<3.4	<1.7	<131	<7.3	<57.7	<76.8	NT	NT
	04/22/2019	-	<1.7	<2.0	<1.8	<5.0	<3.1	<2.1	<0.011	<2.1	<8.5	<53.9	<3.0	<3.5	<144	<24.1	<91.0	<65.6	NT	NT
	08/20/2020	-	<1.7	<2.0	<1.8	<5.0	<3.1	<2.1	<0.011	<2.1	<8.5	<53.9	<3.0	<3.5	<144	<24.1	<91.0	<65.6	NT	NT
	09/15/2021	-	<0.40	<0.40	<0.40	<0.40	<0.40	<0.40	<0.0050	<0.40	<0.40	<8.0	<0.42	<0.40	<52	<2.0	<8.0	<8.0	NT	NT
	10/11/2021	-	NT	NT	NT	NT	NT	NT	<0.0080	NT	NT	NT	NT	NT	NT	NT	NT	NT	NT	NT
	12/15/2022	-	<1.7	<2.0	<1.8	<5.0	<3.1	<2.1	<0.0073	<2.1	<8.5	<53.9	<3.0	<3.5	<144	<24.1	<91.0	<65.6	NT	NT
12430-MW0X	04/10/2017	***>1.47***	NS	NS	NS	NS	NS	NS	NS	NS	NS	NS	NS	NS	NS	NS	NS	NS	NS	NS
	03/12/2018	***Sheen***	NS	NS	NS	NS	NS	NS	NS	NS	NS	NS	NS	NS	NS	NS	NS	NS	NS	NS
	05/14/2018	-	AFVR Event Peformed - 05/14/2018 through 05/18/2018																	
	04/23/2019	-	***1780***	***4760***	***364***	***2550***	***1480***	<83.6	***1.5***	<82.4	<338	<2160	<122	<140	<5760	<964	<3640	***6000***	NT	NT
	08/22/2020	-	***2880***	***7500***	***571***	***4130***	***2580***	***134 J***	<0.011	<103	<423	<2700	<152	<174	<7200	<1200	<4550	***4910 J***	NT	NT
			3220	***7440***	***550***	***4030***	***3270***	***109 J***	<0.012	<103	<423	<2700	<152	***223 J***	<7200	<1200	<4550	***5100***	NT	NT
	09/16/2021	-	***5400***	***7800***	***1000***	***6600***	***4100***	***200***	***0.057***	<40	<40	<800	***100***	***290***	<5200	<200	<800	***5700***	NT	NT
	12/15/2022	-	***3250***	***549***	***477***	***3530***	***1830***	***76.4 J***	<0.0075	<51.5	<212	<1350	<76.0	***136***	<3600	<602	<2280	***4050***	NT	NT
			3220	***506***	***443***	***3380***	***1600***	***64.2 J***	<0.0076	<51.5	<212	<1350	<76.0	***119 J***	<3600	<602	<2280	***3500***	NT	NT

		Free-Product Thickness (feet)	Benzene (µg/L)	Toluene (µg/L)	Ethylbenzene (µg/L)	Xylenes (µg/L)	MTBE (µg/L)	Naphthalene (µg/L)	EDB (µg/L)	1,2 DCA (µg/L)	ETBE (µg/L)	ETBA (µg/L)	TAME (µg/L)	DIPE (µg/L)	Ethanol (µg/L)	TBF (µg/L)	TBA (µg/L)	TAA (µg/L)	Lead (µg/L)	Dissolved Lead (µg/L)
		---	RBSL 5	RBSL 1,000	RBSL 700	RBSL 10,000	RBSL 40	RBSL 25	RBSL 0.05	RBSL 5	RBSL 47	RBSL NE	RBSL 128	RBSL 150	RBSL 10,000	RBSL NE	RBSL 1,400	RBSL 240	RBSL 15	RBSL 15
12430-MW0XR	04/11/2017	-	***3580***	***9410***	***621***	***3390***	***516***	<200	<0.020	<180	<360	<3210	<340	<170	<13100	<730	<5770	<7680	***18.2***	NS
	03/19/2018	-	<1.7	<1.6	<1.6	<5.0	***30.8***	<2.0	<0.020	<1.8	<3.6	<32.1	<3.4	***2.1 J***	<131	<7.3	<57.7	<76.8	NT	<2.5
	04/23/2019	-	<1.7	<2.0	<1.8	<5.0	***4.9 J***	<2.1	***0.21***	<2.1	<8.5	<53.9	<3.0	<3.5	<144	<24.1	<91.0	<65.6	NT	NT
	08/22/2020	-	***45.6***	***5.7***	<1.8	***50.8***	***28.9***	<2.1	<0.011	<2.1	<8.5	<53.9	<3.0	<3.5	<144	<24.1	<91.0	***290***	NT	NT
	09/16/2021	-	***12***	<0.40	<0.40	***3.5***	***32***	<0.40	<0.0050	<0.40	<0.40	<8.0	***0.67***	***2.8***	<52	<2.0	***20***	***130***	NT	NT
	12/15/2022	-	***249***	<4.0	<3.7	***93.1***	***29.1***	<4.2	<0.0074	<4.1	<16.9	<108	<6.1	<7.0	<288	<48.2	<182	***653***	NT	NT
12430-RW01	04/10/2017	***2.64***	NS	NS	NS	NS	NS	NS	NS	NS	NS	NS	NS	NS	NS	NS	NS	NS	NS	NS
	03/12/2018	***5.22***	NS	NS	NS	NS	NS	NS	NS	NS	NS	NS	NS	NS	NS	NS	NS	NS	NS	NS
	05/14/2018	***4.59***	AFVR Event Peformed - 05/14/2018 through 05/18/2018																	
	04/22/2019	***2.35***	NS	NS	NS	NS	NS	NS	NS	NS	NS	NS	NS	NS	NS	NS	NS	NS	NS	NS
	01/13/2020	***2.19***	AFVR Event Peformed - 01/13/2020 through 01/17/2020																	
	08/22/2020	***SHEEN***	***21500***	***35600***	***2320 J***	<5000	***105000***	<2090	***2.9***	<2060	<8460	<53900	<3040	<3490	<144000	<24100	<91000	<65600	NT	NT
	09/16/2021	***SHEEN***	***29000***	***46000***	***2700***	***15000***	***60000***	***670***	***4.1***	<200	<200	<4000	***1100***	***2800***	<26000	<1000	***17000***	***83000***	NT	NT
	12/15/2022	***0.06***	NS	NS	NS	NS	NS	NS	NS	NS	NS	NS	NS	NS	NS	NS	NS	NS	NS	NS
12430-RW02	04/10/2017	***4.05***	NS	NS	NS	NS	NS	NS	NS	NS	NS	NS	NS	NS	NS	NS	NS	NS	NS	NS
	03/12/2018	***3.31***	NS	NS	NS	NS	NS	NS	NS	NS	NS	NS	NS	NS	NS	NS	NS	NS	NS	NS
	05/18/2018	***3.80***	AFVR Event Peformed - 05/18/2018 through 05/22/2018																	
	04/23/2019	-	***1470***	***7790***	***889***	***10500***	<155	***1070***	***0.059***	<103	<423	<2700	<152	<174	<7200	<1200	<4550	<3280	NT	NT
			1230	***6530***	***518***	***7320***	<310	***535***	***0.048***	<206	<846	<5390	<304	<349	<14400	<2410	<9100	<6560	NT	NT
	08/20/2020	***0.15***	NS	NS	NS	NS	NS	NS	NS	NS	NS	NS	NS	NS	NS	NS	NS	NS	NS	NS
	09/16/2021	--	***16000***	***33000***	***2200***	***13000***	<200	***600***	***0.46***	<200	<200	<4000	<210	***470***	<26000	<1000	<4000	***9700***	NT	NT
	12/15/2022	***0.65***	NS	NS	NS	NS	NS	NS	NS	NS	NS	NS	NS	NS	NS	NS	NS	NS	NS	NS
12430-RW03	04/15/2017	-	***7020***	***12200***	***1890***	***9200***	***298 J***	***275 J***	<0.020	<180	<360	<3210	<340	***251 J***	<13100	<730	<5770	<7680	<2.5	NT
			6750	***11700***	***1890***	***9100***	***304 J***	***269 J***	<0.020	<180	<360	<3210	<340	***257 J***	<13100	<730	<5770	<7680	<2.5	NT
	03/19/2018	-	***5770***	***15400***	***2040***	***12100***	***205 J***	***261 J***	NT	<180	<360	<3210	<340	<170	<13100	<730	<5770	<7680	NT	NT
	04/23/2019	-	***108***	***139***	***42.2***	***485***	***23.7***	***13.2***	<0.011	<4.1	<16.9	<108	<6.1	***14.3***	<288	<48.2	<182	***713***	NT	NT
	08/22/2020	-	***84.7***	***35.3***	***38.4***	***188***	***6.5***	***3.0 J***	<0.011	<2.1	<8.5	<53.9	<3.0	***4.1 J***	<144	<24.1	<91.0	***259***	NT	NT
	09/16/2021	-	***960***	***340***	***280***	***2400***	***33***	***76***	***0.037***	<8.0	<8.0	<160	<8.4	***31***	<1000	<40	***180***	***3300***	NT	NT
	12/15/2022	***1.07***	NS	NS	NS	NS	NS	NS	NS	NS	NS	NS	NS	NS	NS	NS	NS	NS	NS	NS
EQUIPMENT BLANK 1	12/14/2022	-	<1.7	<2.0	<1.8	<5.0	<3.1	<2.1	<0.0075	<2.1	<8.5	<53.9	<3.0	<3.5	<144	<24.1	<91.0	<65.6	NT	NT
EQUIPMENT BLANK 2	12/15/2022	-	<1.7	<2.0	<1.8	<5.0	<3.1	<2.1	<0.0074	<2.1	<8.5	<53.9	<3.0	<3.5	<144	<24.1	<91.0	<65.6	NT	NT
FIELD BLANK 1	12/14/2022	-	<1.7	<2.0	<1.8	<5.0	<3.1	<2.1	<0.0075	<2.1	<8.5	<53.9	<3.0	<3.5	<144	<24.1	<91.0	<65.6	NT	NT
FIELD BLANK 2	12/15/2022	-	<1.7	<2.0	<1.8	<5.0	<3.1	<2.1	<0.0074	<2.1	<8.5	<53.9	<3.0	<3.5	<144	<24.1	<91.0	<65.6	NT	NT
FIELD BLANK 3	12/16/2022	-	<1.7	<2.0	<1.8	<5.0	<3.1	<2.1	<0.0074	<2.1	<8.5	<53.9	<3.0	<3.5	<144	<24.1	<91.0	<65.6	NT	NT
TRIP BLANK 1	-	-	<1.7	<2.0	<1.8	<5.0	<3.1	<2.1	NT	<2.1	<8.5	<53.9	<3.0	<3.5	<144	<24.1	<91.0	<65.6	NT	NT
TRIP BLANK 2	-	-	<1.7	<2.0	<1.8	<5.0	<3.1	<2.1	NT	<2.1	<8.5	<53.9	<3.0	<3.5	<144	<24.1	<91.0	<65.6	NT	NT
TRIP BLANK 3	-	-	<1.7	<2.0	<1.8	<5.0	<3.1	<2.1	NT	<2.1	<8.5	<53.9	<3.0	<3.5	<144	<24.1	<91.0	<65.6	NT	NT

NOTES:
RBSL - Risk Based Screening Level
Bold values indicate concentrations detected above the laboratory method detection limit.
Shaded values indicate concentrations exceeding RBSLs.
NE - Not Established
NT - Not Tested

FIGURES



Reference: USGS 7.5-Minute series Greenville Quadrangle - 2011; Contour Interval = 10 feet

500 250 0 500

APPROXIMATE SCALE IN FEET

N

● SITE

Ⓦ Private Water Supply Well

Title	Site Location Map		
Project	Westside Quick Stop (UST Permit #12430) 821 W. Parker Road Greenville, South Carolina Greenville County		
Date	11/26/21	petra-tech ENVIRONMENTAL, LLC ENGINEERS & CONSULTANTS	Figure No. 1
Job No.	J21-977b		

REFERENCE: Site Survey by Souther Land Surveying dated 4 May 2017; Revised 2 October 2017; Revised 12 May 2018

30 15 0 60 120

W BLUE RIDGE DR

W PARKER RD.

980.05
MW-10

MW-9
980.37

MW-8
979.92

MW-28
980.15

MW-7
Damaged

979.89 MW-22
(979.86) MW-22i

(979.85)
MW-26i

MW-26
979.93

MW-4
979.92
MW-4i
(979.87)

MW-11
979.69

979.75 MW-12
(979.59) MW-12i

979.86
MW-2

(978.71)
RW-3
(979.27)

(979.18)
MW-1

RW-2
MW-21

MW-24
(978.88)

(979.84)
RW-1

979.73

MW-3
979.59

MW-20

MW-25
979.59

MW-23i
(979.80)

MW-23
979.72

MW-27
979.52

MW-27i
(979.64)

979.87
MW-14
MW-14i
(979.70)

Approximate location of suspected out-of-service private water supply well

MW-X
979.15

MW-XR
979.68

MW-19i
(979.71)

MW-19
979.91

MW-6
980.30

MW-15
979.62
MW-15i
(979.72)

MW-16
979.50
MW-16i
(979.65)

MW-18i
Not Located

MW-18
Not Located

MW-17i
(978.33)

MW-17
(978.63)

MW-5
979.99

TRANSMISSION LINE

GRASS
VACUUM
ASPHALT
GRAVEL
ISLAND
CHAINLINK FENCE

980.00
979.50
979.00

Groundwater Monitoring Well

Groundwater Potentiometric Contour
Contour Interval = 0.5-feet

541.28 Groundwater Elevation (December 14, 2022)

(541.28) Groundwater Elevation Not Used For Contouring Purposes

Approximate Groundwater Flow Direction

N

Title	Groundwater Potentiometric Map – Shallow Interval
Project	Westside Quick Stop (UST Permit #12430) 821 West Parker Road Greenville, South Carolina Greenville County
Date	01/05/22
Job No.	J22-898d

petra-tech ENVIRONMENTAL, LLC ENGINEERS & CONSULTANTS

Figure No. 2

REFERENCE: Site Survey by Souther Land Surveying dated 4 May 2017; Revised 2 October 2017; Revised 12 May 2018

30 15 0 60 120

W BLUE RIDGE DR

W PARKER RD.

MW-10 ND

MW-9 ND

MW-8 ND

MW-28 ND

MW-7 Damaged

MW-12 547 / 547

MW-12i (ND)

MW-22 ND

MW-22i (ND)

MW-2 106

MW-1 500

RW-3

RW-2

RW-1

MW-21

MW-24

MW-26 ND

MW-26i (ND)

MW-4 11.8

MW-4i (ND)

MW-11 ND

MW-3 ND

MW-20 408

MW-25 672

MW-23 ND

MW-23i (2180)

MW-19 ND

MW-19i (ND)

MW-27 ND

MW-27i (ND)

MW-14 90.7

MW-14i (ND)

MW-X 3250 / 3220

MW-XR 249

MW-6 ND

MW-15 ND

MW-15i (ND)

MW-16 ND

MW-16i (ND)

MW-18i Not Located

MW-18 Not Located

MW-17i (ND)

MW-17 ND

MW-5 ND

5

50

ND

Approximate location of suspected out-of-service private water supply well

TRANSMISSION LINE

GRASS

VACUUM

ASPHALT

GRAVEL

ISLAND

CHAINLNK FENCE

Groundwater Monitoring Well

Free-Phase Petroleum Product Present

2.5J Benzene Concentration in Micrograms Per Liter

(2.5J) Benzene Concentration In Micrograms Per Liter Not Used For Contouring Purposes

Benzene Isoconcentration Line

N

Title	Benzene Isoconcentration Map – December 2022
Project	Westside Quick Stop (UST Permit #12430) 821 West Parker Road Greenville, South Carolina Greenville County
Date	01/05/22
Job No.	J22-898c

petra-tech ENVIRONMENTAL, LLC ENGINEERS & CONSULTANTS

Figure No. 3

WESTSIDE QUICK STOP – UST PERMIT #12430

APPENDIX A

Petroleum Contact Water Disposal Volumes Spreadsheet (D.O.12.27.22)					
	Site Name	Location	UST Permit #	Description	Volume (gallons)
1)	Westside Quick Stop	Greenville, SC	12430	Purge Water	165
2)					
3)					
4)					
5)					
6)					
7)					
8)					
9)					
10)					
11)					
12)					
13)					
14)					
15)					
				Total Disposal Volume	165

6538043

A B

NON-HAZARDOUS WASTE MANIFEST

1. Generator ID Number	2. Page 1 of	3. Emergency Response Phone	4. Waste Tracking Number

GENERATOR

5. Generator's Name and Mailing Address
Petra-Tech Environmental, LLC (Agent)
2435 East North Street, Suite 1108-202
Greenville, SC 29615
Generator's Phone:

Generator's Site Address (if different than mailing address)
Various UST regulated sites

6. Transporter 1 Company Name: Petra-Tech Environmental. LLC — U.S. EPA ID Number:

7. Transporter 2 Company Name — U.S. EPA ID Number:

8. Designated Facility Name and Site Address
Blue Frog Rec.
15 Sulphur Springs Road
Greenville, SC 29617
Facility's Phone: — U.S. EPA ID Number:

	9. Waste Shipping Name and Description	10. Containers No.	10. Containers Type	11. Total Quantity	12. Unit Wt./Vol.	
1.	Non Hazardous, Non Regulated PCW	3	55-gal steel Drums	165	gal	
2.	Westside Quick Stop - UST 12430					
3.						
4.						

13. Special Handling Instructions and Additional Information

14. GENERATOR'S/OFFEROR'S CERTIFICATION: I hereby declare that the contents of this consignment are fully and accurately described above by the proper shipping name, and are classified, packaged, marked and labeled/placarded, and are in all respects in proper condition for transport according to applicable international and national governmental regulations.

Generator's/Offeror's Printed/Typed Name: T. Slack — Signature: [signature] — Month: 12 Day: 27 Year: 22

INT'L

15. International Shipments ☐ Import to U.S. ☐ Export from U.S. Port of entry/exit:
Transporter Signature (for exports only): Date leaving U.S.:

TRANSPORTER

16. Transporter Acknowledgment of Receipt of Materials

Transporter 1 Printed/Typed Name: T. Slack — Signature: [signature] — Month: 12 Day: 27 Year: 22

Transporter 2 Printed/Typed Name — Signature — Month Day Year

DESIGNATED FACILITY

17. Discrepancy

17a. Discrepancy Indication Space ☐ Quantity ☐ Type ☐ Residue ☐ Partial Rejection ☐ Full Rejection

Manifest Reference Number:

17b. Alternate Facility (or Generator) — U.S. EPA ID Number:
Facility's Phone:

17c. Signature of Alternate Facility (or Generator) — Month Day Year

18. Designated Facility Owner or Operator: Certification of receipt of materials covered by the manifest except as noted in Item 17a

Printed/Typed Name: Lauren Lauden — Signature: [signature] — Month: 12 Day: 27 Year: 22

DESIGNATED FACILITY TO GENERATOR

SC Labels • Printed in the USA
1-800-997-5965
Reorder Part# MANIFEST-GENHWC
913 897-6966

WESTSIDE QUICK STOP – UST PERMIT #12430

APPENDIX B

dhec

Underground Storage Tank Management Division
Field Data Information Sheet – Groundwater Sampling

Site Information

Date: 12/14/22	Site ID #: 12430	Site Name: Westside Quick Stop
County: Greenville	Project Manager: M. Thomas	Field Personnel: J. Slagh, T. Beaver

Well Sampling Information

	Well ID	Time	Sampled Y/N	Screen Interval (ft.)	Depth to Product (ft.)	Depth to Water (ft.)	Product Thickness (ft.)	D.O. (mg/L)	Temp. (°C)	Specific Conductivity (µmohs/cm)	pH (S.U.)	Turbidity (NTU)	Notes (e.g., Odor, No Odor, Product, etc.)
	1	–	N	15-30	25.44	27.79	2.35	—				→	F.P
16	2	1000	Y	15-30	–	26.34	–	2.01	23.96	138	6.41	28	
14	3	1115	Y	15-30	–	28.90	–	2.50	23.05	96	6.60	15.2	
15	4	1320	Y	20-30	–	28.85	–	1.63	22.90	116	6.70	14.5	
15	4I	1305	Y	48-53	–	28.28	–	2.21	23.68	127	6.53	9.8	
14	5	1445	Y	10-20	–	17.74	–	2.80	23.55	130	6.42	68	
14	6	1430	Y	11-21	–	17.97	–	2.49	22.99	82	6.00	32	
15	7	~~1705~~	N	21-31	–	~~27.51~~	~~–~~	BLOCKAGE @ 26'					
15	8	0850	Y	21-31	–	27.51	–	2.26	22.51	127	6.72	19.0	
15	9	0830	Y	20-30	–	28.18	–	2.81	24.59	146	6.58	27.3	
15	10	1150	Y	20-30	–	28.17	–	3.15	24.23	110	6.30	107	
15	11	1135	Y	20-30	–	28.15	–	2.45	23.65	120	6.59	41	[redacted]
15	12	1500	Y	25-35	✓	25.60	–	2.05	23.38	82	5.96	27	Dup-2
15	12I	1450	Y	40-45	–	25.78	–	2.01	24.00	130	6.32	10	
14	~~13~~ 14	~~1535~~ 1535	Y	15-25	–	20.15	–	2.51	23.65	129	6.07	13.2	
14	14I	1520	Y	62-67	–	20.41	→	2.40	23.57	172	5.89	9.0	

Comments:

FB1 @ 1510 EB1 @ 1445
FB2 @ 0840 EB2 @
FB3 @ EB3 @

Signature: _____

dhec

Underground Storage Tank Management Division
Field Data Information Sheet – Groundwater Sampling

Site Information

Date:	Site ID #: 12430	Site Name: Westside Quick Stop
County: Greenville	Project Manager: M. Thomas	Field Personnel: J. Slagh, T. Beaver

Well Sampling Information

	Well ID	Time	Sampled Y/N	Screen Interval (ft.)	Depth to Product (ft.)	Depth to Water (ft.)	Product Thickness (ft.)	D.O. (mg/L)	Temp. (°C)	Specific Conductivity (µmohs/cm)	pH (S.U.)	Turbidity (NTU)	Notes (e.g., Odor, No Odor, Product, etc.)
14	15	1630	Y	16-26	20.26	—	—	2.57	23.92	126	6.47	18.5	
14	15I	1610	Y	56-61	20.16	—	—	2.67	24.26	115	6.25	9.8	
14	16	~~[illegible]~~ 1720	Y	17-27	21.13	—	—	2.95	23.80	72	6.15	15.0	
14	16I	~~[illegible]~~ 1700	Y	60-65	21.07	—	—	2.09	22.33	122	6.05	9.6	
15	17	1110	Y	18.5-28.5	21.22	—	—	2.61	22.55	160	6.31	31	
15	17I	1050	Y	55-60	21.08	—	—	2.94	24.60	126	6.43	9.6	
—	18	—	N	—	—	—	—	—	—	—	—	—	Not Located
/	18I	—	N	—	—	—	—	—	—	—	—	—	Not Located
14	19	1335	Y	29-39	—	28.33	29-39	2.45	24.31	118	6.27		
	20	1410	Y	30-40	—	28.28	30-40	2.25	23.16	118	6.42	9.1	Purge
18	21	~~[illegible]~~	~~[illegible]~~ N	24-34	26.91	26.94	~~25-35~~	—	—	—	—	—	F.P.
15	22	1410	Y	24-34	—	27.23	~~[illegible]~~ 25-35	2.41	23.70	108	6.20	15.5	
15	22I	1400	Y	44-49	—	27.17	~~44-49~~	2.42	23.16	125	6.15	9.1	
14	23	1225	Y	29-39	—	28.52	29-39	2.51	23.87	115	6.08	27	
14	23I	1150	Y	56-61	—	28.41	56-61	2.13	23.32	130	6.32	9.0	

Comments: _____

Signature: _____

Underground Storage Tank Management Division
Field Data Information Sheet – Groundwater Sampling

Site Information

Date:	Site ID #: 12430	Site Name: Westside Quick Stop
County: Greenville	Project Manager: M. Thomas	Field Personnel: J. Slagh, T. Beaver

Well Sampling Information

	Well ID	Time	Sampled Y/N	Screen Interval (ft.)	Depth to Product (ft.)	Depth to Water (ft.)	Product Thickness (ft.)	D.O. (mg/L)	Temp. (°C)	Specific Conductivity (µmohs/cm)	pH (S.U.)	Turbidity (NTU)	Notes (e.g., Odor, No Odor, Product, etc.)
—	24	—	—	25-35	~~26.39~~	27.51	0.12	—					F.P
15	25	1005	Y	28-38	—	27.68	—	2.34	23.61	125	6.34	9.8	
15	26	1600	Y	26-36	—	27.40	—	1.85	25.01	119	6.05	29	
15	26I	1540	Y	49-54	—	27.42	—	2.60	23.02	105	6.51	8.5	[redacted]
14	27	1055	Y	24-34	—	27.44	—	2.72	22.91	123	6.63	12.7	
14	27I	1035	Y	60-65	—	27.45	—	2.82	24.55	122	6.29	8.2	
15	28	0905	Y	25-35	—	26.61	—	3.05	24.96	132	6.37	15.0	
	RW01	—	N/A	20-40	26.79	26.85	0.06	—					F.P
16	RW02	~~1045~~	N	17-37	26.31	26.96	0.65	—					F.P
16	RW03	~~1035~~	N	19-39	~~26.12~~	27.19	1.07	—					F.P
15	MWX	1020	Y	20-30	—	28.05	—	2.01	23.51	121	6.31	34	+DUP A
15	MWXR	0930	Y	28-38	27.63	→	—	2.75	23.72	130	6.25	8.0	
14	19I	1300	Y	65-70	28.47	~~28.70~~	—	2.60	24.08	126	6.55	8.1	

Comments: _____

_____

_____

_____

_____

_____ Signature: _____

GROUNDWATER SAMPLING LOG

SITE NAME: Westside Quick Stop		SITE LOCATION: 821 W Parker Rd, Greenville, SC
WELL NO: 4i	SAMPLE ID: 4i	DATE: 12/15/22

PURGING DATA

WELL DIAMETER (inches): 2	TUBING DIAMETER (inches): 3/8"	WELL SCREEN INTERVAL DEPTH: 48 feet to 53 feet	STATIC DEPTH TO WATER (feet): 28.25	PURGE PUMP TYPE OR BAILER: ESP

WELL VOLUME PURGE: **1 WELL VOLUME** = (TOTAL WELL DEPTH – STATIC DEPTH TO WATER) X WELL CAPACITY
(only fill out if applicable)
= (53 feet – 28.25 feet) X 0.16 gallons/foot = 3.9 gallons

TIME	VOLUME PURGED (gallons)	CUMUL. VOLUME PURGED (gallons)	pH (standard units)	TEMP. (°C)	COND. (µS/cm)	DISSOLVED OXYGEN (mg/L)	TURBIDITY (NTUs)	COLOR (describe)	ODOR (describe)
1241	–	–	6.63	24.21	138	2.38	14	clr	N
1247	4.0	4.0	6.57	23.61	130	2.26	36	clr	N
1256	4.0	8.0	6.55	23.65	129	2.24	12.1	clr	N
1305	4.0	16.0	6.53	23.68	127	2.21	9.8	clr	N

WELL CAPACITY (Gallons Per Foot): **0.75"** = 0.02; **1"** = 0.04; **1.25"** = 0.06; **2"** = 0.16; **3"** = 0.37; **4"** = 0.65; **5"** = 1.02; **6"** = 1.47; **12"** = 5.88
TUBING INSIDE DIA. CAPACITY (Gal./Ft.): **1/8"** = 0.0006; **3/16"** = 0.0014; **1/4"** = 0.0026; **5/16"** = 0.004; **3/8"** = 0.006; **1/2"** = 0.010; **5/8"** = 0.016

PURGING EQUIPMENT CODES: **B** = Bailer; **BP** = Bladder Pump; **ESP** = Electric Submersible Pump; **PP** = Peristaltic Pump; **O** = Other (Specify)

SAMPLING DATA

SAMPLED BY (PRINT) / AFFILIATION:	SAMPLER(S) SIGNATURE(S):	SAMPLING INITIATED AT: 1305	SAMPLING ENDED AT: 1305
PUMP OR TUBING DEPTH IN WELL (feet): 51	TUBING MATERIAL CODE: PE	FIELD-FILTERED: Y (N) Filtration Equipment Type:	FILTER SIZE: ____ µm
FIELD DECONTAMINATION: PUMP (Y) N	TUBING Y (N) (replaced)	DUPLICATE: Y (N)	

SAMPLE CONTAINER SPECIFICATION				SAMPLE PRESERVATION (including wet ice)					
SAMPLE ID CODE	# CONTAINERS	MATERIAL CODE	VOLUME	PRESERVATIVE USED	TOTAL VOL ADDED IN FIELD (mL)	FINAL pH	INTENDED ANALYSIS AND/OR METHOD	SAMPLING EQUIPMENT CODE	SAMPLE PUMP FLOW RATE (mL per minute)
	3	AG	40ml	hcl	n/a	n/a	8260	ESP	
	2	AG	40ml	hcl	n/a	n/a	8011	↓	

REMARKS:

MATERIAL CODES: **AG** = Amber Glass; **CG** = Clear Glass; **HDPE** = High Density Polyethylene; **LDPE** = Low Density Polyethylene; **PP** = Polypropylene; **S** = Silicone; **T** = Teflon; **O** = Other (Specify)

SAMPLING EQUIPMENT CODES: **APP** = After (Through) Peristaltic Pump; **B** = Bailer; **BP** = Bladder Pump; **ESP** = Electric Submersible Pump; **RFPP** = Reverse Flow Peristaltic Pump; **SM** = Straw Method (Tubing Gravity Drain); **O** = Other (Specify)

NOTES:

STABILIZATION CRITERIA FOR RANGE OF VARIATION OF LAST THREE CONSECUTIVE READINGS

pH: ± 0.1 units **Temperature:** ± 5% **Specific Conductance:** ± 5% **Dissolved Oxygen:** ± 0.2 mg/L **Turbidity:** ≤ 10 NTU or ± 5%

GROUNDWATER SAMPLING LOG

SITE NAME: Westside Quick Stop	SITE LOCATION: 821 W Parker Rd, Greenville, SC	
WELL NO: 12	SAMPLE ID: 12'	DATE: 12/15/22

PURGING DATA

WELL DIAMETER (inches): 2	TUBING DIAMETER (inches): 3/8	WELL SCREEN INTERVAL DEPTH: 40 feet to 45 feet	STATIC DEPTH TO WATER (feet): 25.78	PURGE PUMP TYPE OR BAILER: ESP

WELL VOLUME PURGE: 1 WELL VOLUME = (TOTAL WELL DEPTH – STATIC DEPTH TO WATER) X WELL CAPACITY
(only fill out if applicable)
= (45 feet – 25.78 feet) X 0.16 gallons/foot = 3.0 gallons

TIME	VOLUME PURGED (gallons)	CUMUL. VOLUME PURGED (gallons)	pH (standard units)	TEMP. (°C)	COND. (µS/cm)	DISSOLVED OXYGEN (mg/L)	TURBIDITY (NTUs)	COLOR (describe)	ODOR (describe)
1422	—	—	6.99	23.60	146	2.85	9	clr	Slight
1429	3.0	3.0	6.82	24.11	139	2.37	26	clr	↓
1436	3.0	6.0	6.66	24.05	132	2.11	13.1	clr	
1442	3.0	9.0	6.35	24.02	130	2.05	11.2	clr	
1450	3.0	12.0	6.32	24.00	130	2.01	10	clr	

WELL CAPACITY (Gallons Per Foot): **0.75"** = 0.02; **1"** = 0.04; **1.25"** = 0.06; **2"** = 0.16; **3"** = 0.37; **4"** = 0.65; **5"** = 1.02; **6"** = 1.47; **12"** = 5.88
TUBING INSIDE DIA. CAPACITY (Gal./Ft.): **1/8"** = 0.0006; **3/16"** = 0.0014; **1/4"** = 0.0026; **5/16"** = 0.004; **3/8"** = 0.006; **1/2"** = 0.010; **5/8"** = 0.016

PURGING EQUIPMENT CODES: **B** = Bailer; **BP** = Bladder Pump; **ESP** = Electric Submersible Pump; **PP** = Peristaltic Pump; **O** = Other (Specify)

SAMPLING DATA

SAMPLED BY (PRINT) / AFFILIATION:	SAMPLER(S) SIGNATURE(S):	SAMPLING INITIATED AT: 1450	SAMPLING ENDED AT: 1450
PUMP OR TUBING DEPTH IN WELL (feet): 42	TUBING MATERIAL CODE: PE	FIELD-FILTERED: Y (N) Filtration Equipment Type:	FILTER SIZE: ____ µm
FIELD DECONTAMINATION: PUMP (Y) N	TUBING Y (N) (replaced)	DUPLICATE: Y (N)	

SAMPLE CONTAINER SPECIFICATION				SAMPLE PRESERVATION (including wet ice)			INTENDED ANALYSIS AND/OR METHOD	SAMPLING EQUIPMENT CODE	SAMPLE PUMP FLOW RATE (mL per minute)
SAMPLE ID CODE	# CONTAINERS	MATERIAL CODE	VOLUME	PRESERVATIVE USED	TOTAL VOL ADDED IN FIELD (mL)	FINAL pH			
	3	AG	40ml	hcl	n/a	n/a	8260	ESP	
	2	AG	40ml	hcl	n/a	n/a	8011	↓	

REMARKS:

MATERIAL CODES: **AG** = Amber Glass; **CG** = Clear Glass; **HDPE** = High Density Polyethylene; **LDPE** = Low Density Polyethylene; **PP** = Polypropylene; **S** = Silicone; **T** = Teflon; **O** = Other (Specify)

SAMPLING EQUIPMENT CODES: **APP** = After (Through) Peristaltic Pump; **B** = Bailer; **BP** = Bladder Pump; **ESP** = Electric Submersible Pump; **RFPP** = Reverse Flow Peristaltic Pump; **SM** = Straw Method (Tubing Gravity Drain); **O** = Other (Specify)

NOTES:

STABILIZATION CRITERIA FOR RANGE OF VARIATION OF LAST THREE CONSECUTIVE READINGS

pH: ± 0.1 units **Temperature:** ± 5% **Specific Conductance:** ± 5% **Dissolved Oxygen:** ± 0.2 mg/L **Turbidity:** ≤ 10 NTU or ± 5%

GROUNDWATER SAMPLING LOG

SITE NAME: Westside Quick Stop		SITE LOCATION: 821 W Parker Rd, Greenville, SC
WELL NO: 14'	SAMPLE ID: 14'	DATE: 12/14/22

PURGING DATA

WELL DIAMETER (inches): 2	TUBING DIAMETER (inches): 3/8"	WELL SCREEN INTERVAL DEPTH: 62 feet to 67 feet	STATIC DEPTH TO WATER (feet): 20.41	PURGE PUMP TYPE OR BAILER: ESP

WELL VOLUME PURGE: 1 WELL VOLUME = (TOTAL WELL DEPTH – STATIC DEPTH TO WATER) X WELL CAPACITY
(only fill out if applicable)
= (67 feet – 20.41 feet) x 0.16 gallons/foot = 7.4 gallons

TIME	VOLUME PURGED (gallons)	CUMUL. VOLUME PURGED (gallons)	pH (standard units)	TEMP. (°C)	COND. (µS/cm)	DISSOLVED OXYGEN (mg/L)	TURBIDITY (NTUs)	COLOR (describe)	ODOR (describe)
1446	–	–	6.05	23.71	179	2.61	22	clr	N
1457	7.5	7.5	5.92	23.52	125	2.45	13.1	clr	N
1508	7.5	15	5.90	23.55	172	2.43	8.6	clr	N
1520	7.5	22.5	5.89	23.57	172	2.40	9.0	clr	N

WELL CAPACITY (Gallons Per Foot): **0.75"** = 0.02; **1"** = 0.04; **1.25"** = 0.06; **2"** = 0.16; **3"** = 0.37; **4"** = 0.65; **5"** = 1.02; **6"** = 1.47; **12"** = 5.88
TUBING INSIDE DIA. CAPACITY (Gal./Ft.): **1/8"** = 0.0006; **3/16"** = 0.0014; **1/4"** = 0.0026; **5/16"** = 0.004; **3/8"** = 0.006; **1/2"** = 0.010; **5/8"** = 0.016

PURGING EQUIPMENT CODES: **B** = Bailer; **BP** = Bladder Pump; **ESP** = Electric Submersible Pump; **PP** = Peristaltic Pump; **O** = Other (Specify)

SAMPLING DATA

SAMPLED BY (PRINT) / AFFILIATION:	SAMPLER(S) SIGNATURE(S):	SAMPLING INITIATED AT: 1520	SAMPLING ENDED AT: 1520
PUMP OR TUBING DEPTH IN WELL (feet): 65'	TUBING MATERIAL CODE: PE	FIELD-FILTERED: Y (N) Filtration Equipment Type:	FILTER SIZE: ____ µm
FIELD DECONTAMINATION: PUMP (Y) N	TUBING Y (N) (replaced)	DUPLICATE: Y (N)	

SAMPLE CONTAINER SPECIFICATION				SAMPLE PRESERVATION (including wet ice)					
SAMPLE ID CODE	# CONTAINERS	MATERIAL CODE	VOLUME	PRESERVATIVE USED	TOTAL VOL ADDED IN FIELD (mL)	FINAL pH	INTENDED ANALYSIS AND/OR METHOD	SAMPLING EQUIPMENT CODE	SAMPLE PUMP FLOW RATE (mL per minute)
	3	AG	40ml	hcl	n/a	n/a	8260	ESP	
	2	AG	40ml	hcl	n/a	n/a	8011	↓	

REMARKS:

MATERIAL CODES: **AG** = Amber Glass; **CG** = Clear Glass; **HDPE** = High Density Polyethylene; **LDPE** = Low Density Polyethylene; **PP** = Polypropylene; **S** = Silicone; **T** = Teflon; **O** = Other (Specify)

SAMPLING EQUIPMENT CODES: **APP** = After (Through) Peristaltic Pump; **B** = Bailer; **BP** = Bladder Pump; **ESP** = Electric Submersible Pump; **RFPP** = Reverse Flow Peristaltic Pump; **SM** = Straw Method (Tubing Gravity Drain); **O** = Other (Specify)

NOTES: _____

STABILIZATION CRITERIA FOR RANGE OF VARIATION OF LAST THREE CONSECUTIVE READINGS

pH: ± 0.1 units **Temperature:** ± 5% **Specific Conductance:** ± 5% **Dissolved Oxygen:** ± 0.2 mg/L **Turbidity:** ≤ 10 NTU or ± 5%

GROUNDWATER SAMPLING LOG

SITE NAME: Westside Quick Stop	SITE LOCATION: 821 W Parker Rd, Greenville, SC	
WELL NO: 15;	SAMPLE ID: 15;	DATE: 12/14/22

PURGING DATA

WELL DIAMETER (inches): 2	TUBING DIAMETER (inches): 3/8	WELL SCREEN INTERVAL DEPTH: 56 feet to 61 feet	STATIC DEPTH TO WATER (feet): 20.16	PURGE PUMP TYPE OR BAILER: ESP

WELL VOLUME PURGE: 1 WELL VOLUME = (TOTAL WELL DEPTH – STATIC DEPTH TO WATER) X WELL CAPACITY
(only fill out if applicable)
= (61 feet – 20.16 feet) X 0.16 gallons/foot = 6.5 gallons

TIME	VOLUME PURGED (gallons)	CUMUL. VOLUME PURGED (gallons)	pH (standard units)	TEMP. (°C)	COND. (µS/cm)	DISSOLVED OXYGEN (mg/L)	TURBIDITY (NTUs)	COLOR (describe)	ODOR (describe)
1540	–	–	6.31	24.82	125	2.85	10	clr	N
1550	6.5	6.5	6.27	24.31	116	2.71	36	clr	N
1600	6.5	13.0	6.27	24.29	112	2.70	10.2	clr	N
1610	6.5	19.5	6.25	24.26	115	2.67	9.8	clr	N

WELL CAPACITY (Gallons Per Foot): **0.75"** = 0.02; **1"** = 0.04; **1.25"** = 0.06; **2"** = 0.16; **3"** = 0.37; **4"** = 0.65; **5"** = 1.02; **6"** = 1.47; **12"** = 5.88
TUBING INSIDE DIA. CAPACITY (Gal./Ft.): **1/8"** = 0.0006; **3/16"** = 0.0014; **1/4"** = 0.0026; **5/16"** = 0.004; **3/8"** = 0.006; **1/2"** = 0.010; **5/8"** = 0.016

PURGING EQUIPMENT CODES: **B** = Bailer; **BP** = Bladder Pump; **ESP** = Electric Submersible Pump; **PP** = Peristaltic Pump; **O** = Other (Specify)

SAMPLING DATA

SAMPLED BY (PRINT) / AFFILIATION:	SAMPLER(S) SIGNATURE(S):	SAMPLING INITIATED AT: 1610	SAMPLING ENDED AT: 1610
PUMP OR TUBING DEPTH IN WELL (feet): 60'	TUBING MATERIAL CODE: PE	FIELD-FILTERED: Y (N) Filtration Equipment Type:	FILTER SIZE: ____ µm
FIELD DECONTAMINATION: PUMP (Y) N	TUBING Y (N) (replaced)	DUPLICATE: Y (N)	

SAMPLE CONTAINER SPECIFICATION				SAMPLE PRESERVATION (including wet ice)					
SAMPLE ID CODE	# CONTAINERS	MATERIAL CODE	VOLUME	PRESERVATIVE USED	TOTAL VOL ADDED IN FIELD (mL)	FINAL pH	INTENDED ANALYSIS AND/OR METHOD	SAMPLING EQUIPMENT CODE	SAMPLE PUMP FLOW RATE (mL per minute)
	3	AG	40ml	hcl	n/a	n/a	8260	ESP	
	2	AG	40ml	hcl	n/a	n/a	8011	↓	

REMARKS:

MATERIAL CODES: **AG** = Amber Glass; **CG** = Clear Glass; **HDPE** = High Density Polyethylene; **LDPE** = Low Density Polyethylene; **PP** = Polypropylene; **S** = Silicone; **T** = Teflon; **O** = Other (Specify)

SAMPLING EQUIPMENT CODES: **APP** = After (Through) Peristaltic Pump; **B** = Bailer; **BP** = Bladder Pump; **ESP** = Electric Submersible Pump; **RFPP** = Reverse Flow Peristaltic Pump; **SM** = Straw Method (Tubing Gravity Drain); **O** = Other (Specify)

NOTES:

STABILIZATION CRITERIA FOR RANGE OF VARIATION OF LAST THREE CONSECUTIVE READINGS

pH: ± 0.1 units **Temperature:** ± 5% **Specific Conductance:** ± 5% **Dissolved Oxygen:** ± 0.2 mg/L **Turbidity:** ≤ 10 NTU or ± 5%

GROUNDWATER SAMPLING LOG

SITE NAME: Westside Quick Stop		SITE LOCATION: 821 W Parker Rd, Greenville, SC
WELL NO: 16i	SAMPLE ID: 16i	DATE: 12/14/22

PURGING DATA

WELL DIAMETER (inches): 2	TUBING DIAMETER (inches): 3/8	WELL SCREEN INTERVAL DEPTH: 60 feet to 65 feet	STATIC DEPTH TO WATER (feet): 21.07	PURGE PUMP TYPE OR BAILER: ESP

WELL VOLUME PURGE: 1 WELL VOLUME = (TOTAL WELL DEPTH – STATIC DEPTH TO WATER) X WELL CAPACITY
(only fill out if applicable)
= (65 feet – 21.07 feet) x 0.16 gallons/foot = 7.0 gallons

TIME	VOLUME PURGED (gallons)	CUMUL. VOLUME PURGED (gallons)	pH (standard units)	TEMP. (°C)	COND. (µS/cm)	DISSOLVED OXYGEN (mg/L)	TURBIDITY (NTUs)	COLOR (describe)	ODOR (describe)
1611	–	–	6.56	22.65	135	2.35	8.3	clr	N
1619	7.0	7.0	6.23	22.46	129	2.26	11.2	clr	N
1632	7.0	14.0	6.10	22.39	126	2.15	14.5	clr	N
1646	7.0	21.0	6.08	22.35	124	2.12	12.1	clr	N
1700	7.0	28.0	6.05	22.33	122	2.09	9.6	clr	N

WELL CAPACITY (Gallons Per Foot): **0.75"** = 0.02; **1"** = 0.04; **1.25"** = 0.06; **2"** = 0.16; **3"** = 0.37; **4"** = 0.65; **5"** = 1.02; **6"** = 1.47; **12"** = 5.88
TUBING INSIDE DIA. CAPACITY (Gal./Ft.): **1/8"** = 0.0006; **3/16"** = 0.0014; **1/4"** = 0.0026; **5/16"** = 0.004; **3/8"** = 0.006; **1/2"** = 0.010; **5/8"** = 0.016

PURGING EQUIPMENT CODES: **B** = Bailer; **BP** = Bladder Pump; **ESP** = Electric Submersible Pump; **PP** = Peristaltic Pump; **O** = Other (Specify)

SAMPLING DATA

SAMPLED BY (PRINT) / AFFILIATION:	SAMPLER(S) SIGNATURE(S):	SAMPLING INITIATED AT: 1700	SAMPLING ENDED AT: 1700
PUMP OR TUBING DEPTH IN WELL (feet): 63'	TUBING MATERIAL CODE: PE	FIELD-FILTERED: Y (N) Filtration Equipment Type:	FILTER SIZE: ____ µm
FIELD DECONTAMINATION: PUMP (Y) N	TUBING Y (N) (replaced)	DUPLICATE: Y (N)	

SAMPLE CONTAINER SPECIFICATION				SAMPLE PRESERVATION (including wet ice)			INTENDED ANALYSIS AND/OR METHOD	SAMPLING EQUIPMENT CODE	SAMPLE PUMP FLOW RATE (mL per minute)
SAMPLE ID CODE	# CONTAINERS	MATERIAL CODE	VOLUME	PRESERVATIVE USED	TOTAL VOL ADDED IN FIELD (mL)	FINAL pH			
	3	AG	40ml	hcl	n/a	n/a	8260	ESP	
	2	AG	40ml	hcl	n/a	n/a	8011	↓	

REMARKS:

MATERIAL CODES: **AG** = Amber Glass; **CG** = Clear Glass; **HDPE** = High Density Polyethylene; **LDPE** = Low Density Polyethylene; **PP** = Polypropylene; **S** = Silicone; **T** = Teflon; **O** = Other (Specify)

SAMPLING EQUIPMENT CODES: **APP** = After (Through) Peristaltic Pump; **B** = Bailer; **BP** = Bladder Pump; **ESP** = Electric Submersible Pump; **RFPP** = Reverse Flow Peristaltic Pump; **SM** = Straw Method (Tubing Gravity Drain); **O** = Other (Specify)

NOTES:

STABILIZATION CRITERIA FOR RANGE OF VARIATION OF LAST THREE CONSECUTIVE READINGS

pH: ± 0.1 units **Temperature:** ± 5% **Specific Conductance:** ± 5% **Dissolved Oxygen:** ± 0.2 mg/L **Turbidity:** ≤ 10 NTU or ± 5%

GROUNDWATER SAMPLING LOG

SITE NAME: Westside Quick Stop	SITE LOCATION: 821 W Parker Rd, Greenville, SC	
WELL NO: 17	SAMPLE ID: 17	DATE: 12/15/22

PURGING DATA

WELL DIAMETER (inches): 2	TUBING DIAMETER (inches): 3/8	WELL SCREEN INTERVAL DEPTH: 55 feet to 60 feet	STATIC DEPTH TO WATER (feet): 21.08	PURGE PUMP TYPE OR BAILER: ESP

WELL VOLUME PURGE: **1 WELL VOLUME** = (TOTAL WELL DEPTH – STATIC DEPTH TO WATER) X WELL CAPACITY
(only fill out if applicable)
= (60 feet – 21.08 feet) X 0.16 gallons/foot = 6.2 gallons

TIME	VOLUME PURGED (gallons)	CUMUL. VOLUME PURGED (gallons)	pH (standard units)	TEMP. (°C)	COND. (µS/cm)	DISSOLVED OXYGEN (mg/L)	TURBIDITY (NTUs)	COLOR (describe)	ODOR (describe)
1018	—	—	6.56	24.92	136	3.27	15	clr	N
1029	6.5	6.5	6.49	24.63	129	2.99	61	slcldy	N
1041	6.5	13.0	6.45	24.60	125	2.96	20.3	clr	N
1050	6.5	19.5	6.43	24.60	126	2.94	9.6	clr	N

WELL CAPACITY (Gallons Per Foot): **0.75"** = 0.02; **1"** = 0.04; **1.25"** = 0.06; **2"** = 0.16; **3"** = 0.37; **4"** = 0.65; **5"** = 1.02; **6"** = 1.47; **12"** = 5.88
TUBING INSIDE DIA. CAPACITY (Gal./Ft.): **1/8"** = 0.0006; **3/16"** = 0.0014; **1/4"** = 0.0026; **5/16"** = 0.004; **3/8"** = 0.006; **1/2"** = 0.010; **5/8"** = 0.016

PURGING EQUIPMENT CODES: **B** = Bailer; **BP** = Bladder Pump; **ESP** = Electric Submersible Pump; **PP** = Peristaltic Pump; **O** = Other (Specify)

SAMPLING DATA

SAMPLED BY (PRINT) / AFFILIATION:	SAMPLER(S) SIGNATURE(S):	SAMPLING INITIATED AT: 1050	SAMPLING ENDED AT: 1050
PUMP OR TUBING DEPTH IN WELL (feet): 58'	TUBING MATERIAL CODE: PE	FIELD-FILTERED: Y (N) Filtration Equipment Type:	FILTER SIZE: ____ µm
FIELD DECONTAMINATION: PUMP (Y) N	TUBING Y (N) (replaced)	DUPLICATE: Y (N)	

SAMPLE CONTAINER SPECIFICATION				SAMPLE PRESERVATION (including wet ice)					
SAMPLE ID CODE	# CONTAINERS	MATERIAL CODE	VOLUME	PRESERVATIVE USED	TOTAL VOL ADDED IN FIELD (mL)	FINAL pH	INTENDED ANALYSIS AND/OR METHOD	SAMPLING EQUIPMENT CODE	SAMPLE PUMP FLOW RATE (mL per minute)
	3	AG	40ml	hcl	n/a	n/a	8260	ESP	
	2	AG	40ml	hcl	n/a	n/a	8011	↓	

REMARKS:

MATERIAL CODES: **AG** = Amber Glass; **CG** = Clear Glass; **HDPE** = High Density Polyethylene; **LDPE** = Low Density Polyethylene; **PP** = Polypropylene; **S** = Silicone; **T** = Teflon; **O** = Other (Specify)

SAMPLING EQUIPMENT CODES: **APP** = After (Through) Peristaltic Pump; **B** = Bailer; **BP** = Bladder Pump; **ESP** = Electric Submersible Pump; **RFPP** = Reverse Flow Peristaltic Pump; **SM** = Straw Method (Tubing Gravity Drain); **O** = Other (Specify)

NOTES:

STABILIZATION CRITERIA FOR RANGE OF VARIATION OF LAST THREE CONSECUTIVE READINGS

pH: ± 0.1 units **Temperature:** ± 5% **Specific Conductance:** ± 5% **Dissolved Oxygen:** ± 0.2 mg/L **Turbidity:** ≤ 10 NTU or ± 5%

GROUNDWATER SAMPLING LOG

SITE NAME: Westside Quick Stop	SITE LOCATION: 821 W Parker Rd, Greenville, SC	
WELL NO: 19	SAMPLE ID: 19	DATE: 12/14/22

PURGING DATA

WELL DIAMETER (inches): 2	TUBING DIAMETER (inches): 3/8	WELL SCREEN INTERVAL DEPTH: 65 feet to 70 feet	STATIC DEPTH TO WATER (feet): 28.47	PURGE PUMP TYPE OR BAILER: ESP.

WELL VOLUME PURGE: 1 WELL VOLUME = (TOTAL WELL DEPTH – STATIC DEPTH TO WATER) X WELL CAPACITY
(only fill out if applicable)
= (70 feet – 28.47 feet) X 0.16 gallons/foot = 6.6 gallons

TIME	VOLUME PURGED (gallons)	CUMUL. VOLUME PURGED (gallons)	pH (standard units)	TEMP. (°C)	COND. (µS/cm)	DISSOLVED OXYGEN (mg/L)	TURBIDITY (NTUs)	COLOR (describe)	ODOR (describe)
1228	—	—	6.72	24.92	142	2.71	4	clr	N
1235	7.0	7.0	6.61	24.11	131	2.65	36	clr	N
1248	7.0	14.0	6.58	24.06	128	2.62	10.9	clr	N
1300	7.0	21.0	6.55	24.08	126	2.60	8.1	clr	N

WELL CAPACITY (Gallons Per Foot): **0.75"** = 0.02; **1"** = 0.04; **1.25"** = 0.06; **2"** = 0.16; **3"** = 0.37; **4"** = 0.65; **5"** = 1.02; **6"** = 1.47; **12"** = 5.88
TUBING INSIDE DIA. CAPACITY (Gal./Ft.): **1/8"** = 0.0006; **3/16"** = 0.0014; **1/4"** = 0.0026; **5/16"** = 0.004; **3/8"** = 0.006; **1/2"** = 0.010; **5/8"** = 0.016

PURGING EQUIPMENT CODES: **B** = Bailer; **BP** = Bladder Pump; **ESP** = Electric Submersible Pump; **PP** = Peristaltic Pump; **O** = Other (Specify)

SAMPLING DATA

SAMPLED BY (PRINT) / AFFILIATION:	SAMPLER(S) SIGNATURE(S):	SAMPLING INITIATED AT: 1300	SAMPLING ENDED AT: 1300
PUMP OR TUBING DEPTH IN WELL (feet): 68	TUBING MATERIAL CODE: PE	FIELD-FILTERED: Y (N) Filtration Equipment Type:	FILTER SIZE: ____ µm
FIELD DECONTAMINATION: PUMP (Y) N	TUBING Y (N) (replaced)	DUPLICATE: Y (N)	

SAMPLE CONTAINER SPECIFICATION				SAMPLE PRESERVATION (including wet ice)					
SAMPLE ID CODE	# CONTAINERS	MATERIAL CODE	VOLUME	PRESERVATIVE USED	TOTAL VOL ADDED IN FIELD (mL)	FINAL pH	INTENDED ANALYSIS AND/OR METHOD	SAMPLING EQUIPMENT CODE	SAMPLE PUMP FLOW RATE (mL per minute)
	3	AG	40ml	hcl	n/a	n/a	8260	ESP	
	2	AG	40ml	hcl	n/a	n/a	8011	↓	

REMARKS:

MATERIAL CODES: **AG** = Amber Glass; **CG** = Clear Glass; **HDPE** = High Density Polyethylene; **LDPE** = Low Density Polyethylene; **PP** = Polypropylene; **S** = Silicone; **T** = Teflon; **O** = Other (Specify)

SAMPLING EQUIPMENT CODES: **APP** = After (Through) Peristaltic Pump; **B** = Bailer; **BP** = Bladder Pump; **ESP** = Electric Submersible Pump; **RFPP** = Reverse Flow Peristaltic Pump; **SM** = Straw Method (Tubing Gravity Drain); **O** = Other (Specify)

NOTES:

STABILIZATION CRITERIA FOR RANGE OF VARIATION OF LAST THREE CONSECUTIVE READINGS

pH: ± 0.1 units **Temperature:** ± 5% **Specific Conductance:** ± 5% **Dissolved Oxygen:** ± 0.2 mg/L **Turbidity:** ≤ 10 NTU or ± 5%

GROUNDWATER SAMPLING LOG

SITE NAME: Westside Quick Stop	SITE LOCATION: 821 W Parker Rd, Greenville, SC	
WELL NO: 20	SAMPLE ID: 20	DATE: 12/14

PURGING DATA

WELL DIAMETER (inches): 2	TUBING DIAMETER (inches): 3/8	WELL SCREEN INTERVAL DEPTH: 30 feet to 40 feet	STATIC DEPTH TO WATER (feet): 28.28	PURGE PUMP TYPE OR BAILER: ESP

WELL VOLUME PURGE: **1 WELL VOLUME** = (TOTAL WELL DEPTH – STATIC DEPTH TO WATER) X WELL CAPACITY
(only fill out if applicable)
= (40 feet – 28.28 feet) X 0.16 gallons/foot = 1.8 gallons

TIME	VOLUME PURGED (gallons)	CUMUL. VOLUME PURGED (gallons)	pH (standard units)	TEMP. (°C)	COND. (µS/cm)	DISSOLVED OXYGEN (mg/L)	TURBIDITY (NTUs)	COLOR (describe)	ODOR (describe)
1336	–	–	6.63	23.61	132	2.46	14	clr	Y
1349	2.0	2.0	6.51	23.21	121	2.31	24.1	clr	Y
1401	2.0	4.0	6.49	23.18	114	2.28	12.8	clr	Y
1410	2.0	6.0	6.42	23.16	118	2.25	9.1	clr	Y

WELL CAPACITY (Gallons Per Foot): **0.75"** = 0.02; **1"** = 0.04; **1.25"** = 0.06; **2"** = 0.16; **3"** = 0.37; **4"** = 0.65; **5"** = 1.02; **6"** = 1.47; **12"** = 5.88
TUBING INSIDE DIA. CAPACITY (Gal./Ft.): **1/8"** = 0.0006; **3/16"** = 0.0014; **1/4"** = 0.0026; **5/16"** = 0.004; **3/8"** = 0.006; **1/2"** = 0.010; **5/8"** = 0.016

PURGING EQUIPMENT CODES: **B** = Bailer; **BP** = Bladder Pump; **ESP** = Electric Submersible Pump; **PP** = Peristaltic Pump; **O** = Other (Specify)

SAMPLING DATA

SAMPLED BY (PRINT) / AFFILIATION:	SAMPLER(S) SIGNATURE(S):	SAMPLING INITIATED AT: 1410	SAMPLING ENDED AT: 1410
PUMP OR TUBING DEPTH IN WELL (feet): 35'	TUBING MATERIAL CODE: PE	FIELD-FILTERED: Y (N) Filtration Equipment Type:	FILTER SIZE: ____ µm
FIELD DECONTAMINATION: PUMP (Y) N	TUBING Y (N (replaced)	DUPLICATE: Y (N)	

SAMPLE CONTAINER SPECIFICATION				SAMPLE PRESERVATION (including wet ice)			INTENDED ANALYSIS AND/OR METHOD	SAMPLING EQUIPMENT CODE	SAMPLE PUMP FLOW RATE (mL per minute)
SAMPLE ID CODE	# CONTAINERS	MATERIAL CODE	VOLUME	PRESERVATIVE USED	TOTAL VOL ADDED IN FIELD (mL)	FINAL pH			
	3	AG	40ml	hcl	n/a	n/a	8260	ESP	
	2	AG	40ml	hcl	n/a	n/a	8011	↓	

REMARKS:

MATERIAL CODES: **AG** = Amber Glass; **CG** = Clear Glass; **HDPE** = High Density Polyethylene; **LDPE** = Low Density Polyethylene; **PP** = Polypropylene; **S** = Silicone; **T** = Teflon; **O** = Other (Specify)

SAMPLING EQUIPMENT CODES: **APP** = After (Through) Peristaltic Pump; **B** = Bailer; **BP** = Bladder Pump; **ESP** = Electric Submersible Pump; **RFPP** = Reverse Flow Peristaltic Pump; **SM** = Straw Method (Tubing Gravity Drain); **O** = Other (Specify)

NOTES: _____

STABILIZATION CRITERIA FOR RANGE OF VARIATION OF LAST THREE CONSECUTIVE READINGS

pH: ± 0.1 units **Temperature:** ± 5% **Specific Conductance:** ± 5% **Dissolved Oxygen:** ± 0.2 mg/L **Turbidity:** ≤ 10 NTU or ± 5%

GROUNDWATER SAMPLING LOG

SITE NAME: Westside Quick Stop	SITE LOCATION: 821 W Parker Rd, Greenville, SC	
WELL NO: 22'	SAMPLE ID: 22'	DATE: 12/15/22

PURGING DATA

WELL DIAMETER (inches): 2	TUBING DIAMETER (inches): 3/8	WELL SCREEN INTERVAL DEPTH: 44 feet to 49 feet	STATIC DEPTH TO WATER (feet): 27.17	PURGE PUMP TYPE OR BAILER: ESP

WELL VOLUME PURGE: 1 WELL VOLUME = (TOTAL WELL DEPTH – STATIC DEPTH TO WATER) X WELL CAPACITY
(only fill out if applicable)
= (49 feet – 27.17 feet) x 0.16 gallons/foot = 3.4 gallons

TIME	VOLUME PURGED (gallons)	CUMUL. VOLUME PURGED (gallons)	pH (standard units)	TEMP. (°C)	COND. (µS/cm)	DISSOLVED OXYGEN (mg/L)	TURBIDITY (NTUs)	COLOR (describe)	ODOR (describe)
1326	–	–	6.36	24.11	147	2.71	15	clr	N
1336	3.5	3.5	6.27	23.27	132	2.43	27.0	clr	N
1342	3.5	7.0	6.19	23.21	128	2.41	13.1	clr	N
1349	3.5	10.5	6.15	23.18	125	2.40	11.2	clr	N
1400	3.5	14.0	6.15	23.16	125	2.42	9.1	clr	N

WELL CAPACITY (Gallons Per Foot): **0.75"** = 0.02; **1"** = 0.04; **1.25"** = 0.06; **2"** = 0.16; **3"** = 0.37; **4"** = 0.65; **5"** = 1.02; **6"** = 1.47; **12"** = 5.88
TUBING INSIDE DIA. CAPACITY (Gal./Ft.): **1/8"** = 0.0006; **3/16"** = 0.0014; **1/4"** = 0.0026; **5/16"** = 0.004; **3/8"** = 0.006; **1/2"** = 0.010; **5/8"** = 0.016

PURGING EQUIPMENT CODES: **B** = Bailer; **BP** = Bladder Pump; **ESP** = Electric Submersible Pump; **PP** = Peristaltic Pump; **O** = Other (Specify)

SAMPLING DATA

SAMPLED BY (PRINT) / AFFILIATION:	SAMPLER(S) SIGNATURE(S):	SAMPLING INITIATED AT: 1400	SAMPLING ENDED AT: 1400
PUMP OR TUBING DEPTH IN WELL (feet): 47	TUBING MATERIAL CODE: PE	FIELD-FILTERED: Y (N) Filtration Equipment Type:	FILTER SIZE: ____ µm
FIELD DECONTAMINATION: PUMP (Y) N	TUBING Y (N) (replaced)	DUPLICATE: Y (N)	

SAMPLE CONTAINER SPECIFICATION				SAMPLE PRESERVATION (including wet ice)			INTENDED ANALYSIS AND/OR METHOD	SAMPLING EQUIPMENT CODE	SAMPLE PUMP FLOW RATE (mL per minute)
SAMPLE ID CODE	# CONTAINERS	MATERIAL CODE	VOLUME	PRESERVATIVE USED	TOTAL VOL ADDED IN FIELD (mL)	FINAL pH			
	3	AG	40ml	hcl	n/a	n/a	8260	ESP	
	2	AG	40ml	hcl	n/a	n/a	8011	↓	

REMARKS:

MATERIAL CODES: **AG** = Amber Glass; **CG** = Clear Glass; **HDPE** = High Density Polyethylene; **LDPE** = Low Density Polyethylene; **PP** = Polypropylene; **S** = Silicone; **T** = Teflon; **O** = Other (Specify)

SAMPLING EQUIPMENT CODES: **APP** = After (Through) Peristaltic Pump; **B** = Bailer; **BP** = Bladder Pump; **ESP** = Electric Submersible Pump; **RFPP** = Reverse Flow Peristaltic Pump; **SM** = Straw Method (Tubing Gravity Drain); **O** = Other (Specify)

NOTES: _____

STABILIZATION CRITERIA FOR RANGE OF VARIATION OF LAST THREE CONSECUTIVE READINGS

pH: ± 0.1 units **Temperature:** ± 5% **Specific Conductance:** ± 5% **Dissolved Oxygen:** ± 0.2 mg/L **Turbidity:** ≤ 10 NTU or ± 5%

GROUNDWATER SAMPLING LOG

SITE NAME: Westside Quick Stop	SITE LOCATION: 821 W Parker Rd, Greenville, SC	
WELL NO: 23	SAMPLE ID: 23	DATE: 12/14/22

PURGING DATA

WELL DIAMETER (inches): 2	TUBING DIAMETER (inches): 3/8	WELL SCREEN INTERVAL DEPTH: 56 feet to 61 feet	STATIC DEPTH TO WATER (feet): 28.41	PURGE PUMP TYPE OR BAILER: ESP.

WELL VOLUME PURGE: **1 WELL VOLUME** = (TOTAL WELL DEPTH – STATIC DEPTH TO WATER) X WELL CAPACITY
(only fill out if applicable)

= (61 feet – 28.41 feet) x 0.16 gallons/foot = 5.2 gallons

TIME	VOLUME PURGED (gallons)	CUMUL. VOLUME PURGED (gallons)	pH (standard units)	TEMP. (°C)	COND. (µS/cm)	DISSOLVED OXYGEN (mg/L)	TURBIDITY (NTUs)	COLOR (describe)	ODOR (describe)
1110	–	–	23.61	6.52	147	2.38	8.1	clr	Y
1120	5	5	23.41	6.41	136	2.21	16.2	clr	Y
1130	5	10	23.38	6.38	132	2.15	19.0	clr	Y
1140	5	15	23.35	6.35	130	2.11	15.1	clr	Y
1150	5	20	23.32	6.32	130	2.13	9.0	clr	Y

WELL CAPACITY (Gallons Per Foot): **0.75"** = 0.02; **1"** = 0.04; **1.25"** = 0.06; **2"** = 0.16; **3"** = 0.37; **4"** = 0.65; **5"** = 1.02; **6"** = 1.47; **12"** = 5.88
TUBING INSIDE DIA. CAPACITY (Gal./Ft.): **1/8"** = 0.0006; **3/16"** = 0.0014; **1/4"** = 0.0026; **5/16"** = 0.004; **3/8"** = 0.006; **1/2"** = 0.010; **5/8"** = 0.016

PURGING EQUIPMENT CODES: **B** = Bailer; **BP** = Bladder Pump; **ESP** = Electric Submersible Pump; **PP** = Peristaltic Pump; **O** = Other (Specify)

SAMPLING DATA

SAMPLED BY (PRINT) / AFFILIATION:	SAMPLER(S) SIGNATURE(S):	SAMPLING INITIATED AT: 1150	SAMPLING ENDED AT: 1150
PUMP OR TUBING DEPTH IN WELL (feet): 58	TUBING MATERIAL CODE: PE	FIELD-FILTERED: Y (N) Filtration Equipment Type:	FILTER SIZE: ____ µm
FIELD DECONTAMINATION: PUMP (Y) N	TUBING Y (N) (replaced)	DUPLICATE: Y (N)	

SAMPLE CONTAINER SPECIFICATION				SAMPLE PRESERVATION (including wet ice)			INTENDED ANALYSIS AND/OR METHOD	SAMPLING EQUIPMENT CODE	SAMPLE PUMP FLOW RATE (mL per minute)
SAMPLE ID CODE	# CONTAINERS	MATERIAL CODE	VOLUME	PRESERVATIVE USED	TOTAL VOL ADDED IN FIELD (mL)	FINAL pH			
	3	AG	40ml	hcl	n/a	n/a	8260	ESP	
	2	AG	40ml	hcl	n/a	n/a	8011	↓	

REMARKS:

MATERIAL CODES: **AG** = Amber Glass; **CG** = Clear Glass; **HDPE** = High Density Polyethylene; **LDPE** = Low Density Polyethylene; **PP** = Polypropylene; **S** = Silicone; **T** = Teflon; **O** = Other (Specify)

SAMPLING EQUIPMENT CODES: **APP** = After (Through) Peristaltic Pump; **B** = Bailer; **BP** = Bladder Pump; **ESP** = Electric Submersible Pump; **RFPP** = Reverse Flow Peristaltic Pump; **SM** = Straw Method (Tubing Gravity Drain); **O** = Other (Specify)

NOTES:

STABILIZATION CRITERIA FOR RANGE OF VARIATION OF LAST THREE CONSECUTIVE READINGS

pH: ± 0.1 units **Temperature:** ± 5% **Specific Conductance:** ± 5% **Dissolved Oxygen:** ± 0.2 mg/L **Turbidity:** ≤ 10 NTU or ± 5%

GROUNDWATER SAMPLING LOG

SITE NAME: Westside Quick Stop	SITE LOCATION: 821 W Parker Rd, Greenville, SC	
WELL NO: 25	SAMPLE ID: 25	DATE: 12/15/22

PURGING DATA

WELL DIAMETER (inches): 2	TUBING DIAMETER (inches): 3/8	WELL SCREEN INTERVAL DEPTH: 28 feet to 38 feet	STATIC DEPTH TO WATER (feet): 27.68	PURGE PUMP TYPE OR BAILER: ESP

WELL VOLUME PURGE: **1 WELL VOLUME** = (TOTAL WELL DEPTH – STATIC DEPTH TO WATER) X WELL CAPACITY
(only fill out if applicable)
= (38 feet – 27.68 feet) x 0.16 gallons/foot = 1.6 gallons

TIME	VOLUME PURGED (gallons)	CUMUL. VOLUME PURGED (gallons)	pH (standard units)	TEMP. (°C)	COND. (µS/cm)	DISSOLVED OXYGEN (mg/L)	TURBIDITY (NTUs)	COLOR (describe)	ODOR (describe)
0931	–	–	6.72	23.96	142	2.71	17	clr	N
0939	2.0	2.0	6.46	23.71	131	2.43	62	slmy	Y
0946	2.0	4.0	6.38	23.68	129	2.38	14.3	clr	N
0952	2.0	6.0	6.35	23.65	126	2.35	10.6	clr	N
1005	2.0	8.0	6.34	23.61	125	2.34	9.8	clr	N

WELL CAPACITY (Gallons Per Foot): **0.75"** = 0.02; **1"** = 0.04; **1.25"** = 0.06; **2"** = 0.16; **3"** = 0.37; **4"** = 0.65; **5"** = 1.02; **6"** = 1.47; **12"** = 5.88
TUBING INSIDE DIA. CAPACITY (Gal./Ft.): **1/8"** = 0.0006; **3/16"** = 0.0014; **1/4"** = 0.0026; **5/16"** = 0.004; **3/8"** = 0.006; **1/2"** = 0.010; **5/8"** = 0.016

PURGING EQUIPMENT CODES: **B** = Bailer; **BP** = Bladder Pump; **ESP** = Electric Submersible Pump; **PP** = Peristaltic Pump; **O** = Other (Specify)

SAMPLING DATA

SAMPLED BY (PRINT) / AFFILIATION:	SAMPLER(S) SIGNATURE(S):	SAMPLING INITIATED AT: 1005	SAMPLING ENDED AT: 1005
PUMP OR TUBING DEPTH IN WELL (feet): 33'	TUBING MATERIAL CODE: PE	FIELD-FILTERED: Y (N) Filtration Equipment Type:	FILTER SIZE: ____ µm
FIELD DECONTAMINATION: PUMP (Y) N	TUBING Y (N replaced)	DUPLICATE: Y (N)	

SAMPLE CONTAINER SPECIFICATION				SAMPLE PRESERVATION (including wet ice)					
SAMPLE ID CODE	# CONTAINERS	MATERIAL CODE	VOLUME	PRESERVATIVE USED	TOTAL VOL ADDED IN FIELD (mL)	FINAL pH	INTENDED ANALYSIS AND/OR METHOD	SAMPLING EQUIPMENT CODE	SAMPLE PUMP FLOW RATE (mL per minute)
	3	AG	40ml	hcl	n/a	n/a	8260	ESP	
	2	AG	40ml	hcl	n/a	n/a	8011	↓	

REMARKS:

MATERIAL CODES: **AG** = Amber Glass; **CG** = Clear Glass; **HDPE** = High Density Polyethylene; **LDPE** = Low Density Polyethylene; **PP** = Polypropylene; **S** = Silicone; **T** = Teflon; **O** = Other (Specify)

SAMPLING EQUIPMENT CODES: **APP** = After (Through) Peristaltic Pump; **B** = Bailer; **BP** = Bladder Pump; **ESP** = Electric Submersible Pump; **RFPP** = Reverse Flow Peristaltic Pump; **SM** = Straw Method (Tubing Gravity Drain); **O** = Other (Specify)

NOTES:

STABILIZATION CRITERIA FOR RANGE OF VARIATION OF LAST THREE CONSECUTIVE READINGS

pH: ± 0.1 units **Temperature:** ± 5% **Specific Conductance:** ± 5% **Dissolved Oxygen:** ± 0.2 mg/L **Turbidity:** ≤ 10 NTU or ± 5%

GROUNDWATER SAMPLING LOG

SITE NAME: Westside Quick Stop	SITE LOCATION: 821 W Parker Rd, Greenville, SC	
WELL NO: 26i	SAMPLE ID: 26i	DATE: 12/15/22

PURGING DATA

WELL DIAMETER (inches): 2	TUBING DIAMETER (inches): 3/8	WELL SCREEN INTERVAL DEPTH: 49 feet to 54 feet	STATIC DEPTH TO WATER (feet): 27.42	PURGE PUMP TYPE OR BAILER: ESP

WELL VOLUME PURGE: 1 WELL VOLUME = (TOTAL WELL DEPTH – STATIC DEPTH TO WATER) X WELL CAPACITY
(only fill out if applicable)
= (54 feet – 27.42 feet) x 0.16 gallons/foot = 4.2 gallons

TIME	VOLUME PURGED (gallons)	CUMUL. VOLUME PURGED (gallons)	pH (standard units)	TEMP. (°C)	COND. (µS/cm)	DISSOLVED OXYGEN (mg/L)	TURBIDITY (NTUs)	COLOR (describe)	ODOR (describe)
1511	—	—	7.01	23.61	132	3.96	8.3	clr	N
1519	4.0	4.0	6.61	23.11	116	2.71	46	slcldy	N
1524	4.0	8.0	6.58	23.08	108	2.65	20.1	clr	N
1533	4.0	12.0	6.56	23.05	107	2.62	13.2	clr	N
1540	4.0	16.0	6.51	23.02	105	2.60	8.5	clr	N

WELL CAPACITY (Gallons Per Foot): **0.75"** = 0.02; **1"** = 0.04; **1.25"** = 0.06; **2"** = 0.16; **3"** = 0.37; **4"** = 0.65; **5"** = 1.02; **6"** = 1.47; **12"** = 5.88
TUBING INSIDE DIA. CAPACITY (Gal./Ft.): **1/8"** = 0.0006; **3/16"** = 0.0014; **1/4"** = 0.0026; **5/16"** = 0.004; **3/8"** = 0.006; **1/2"** = 0.010; **5/8"** = 0.016

PURGING EQUIPMENT CODES: **B** = Bailer; **BP** = Bladder Pump; **ESP** = Electric Submersible Pump; **PP** = Peristaltic Pump; **O** = Other (Specify)

SAMPLING DATA

SAMPLED BY (PRINT) / AFFILIATION:	SAMPLER(S) SIGNATURE(S):	SAMPLING INITIATED AT: 1540	SAMPLING ENDED AT: 1540
PUMP OR TUBING DEPTH IN WELL (feet): 52'	TUBING MATERIAL CODE: PE	FIELD-FILTERED: Y (N) Filtration Equipment Type:	FILTER SIZE: ____ µm
FIELD DECONTAMINATION: PUMP (Y) N	TUBING Y (N) (replaced)	DUPLICATE: Y (N)	

SAMPLE CONTAINER SPECIFICATION				SAMPLE PRESERVATION (including wet ice)					
SAMPLE ID CODE	# CONTAINERS	MATERIAL CODE	VOLUME	PRESERVATIVE USED	TOTAL VOL ADDED IN FIELD (mL)	FINAL pH	INTENDED ANALYSIS AND/OR METHOD	SAMPLING EQUIPMENT CODE	SAMPLE PUMP FLOW RATE (mL per minute)
	3	AG	40ml	hcl	n/a	n/a	8260	ESP	
	2	AG	40ml	hcl	n/a	n/a	8011	"	

REMARKS:

MATERIAL CODES: **AG** = Amber Glass; **CG** = Clear Glass; **HDPE** = High Density Polyethylene; **LDPE** = Low Density Polyethylene; **PP** = Polypropylene; **S** = Silicone; **T** = Teflon; **O** = Other (Specify)

SAMPLING EQUIPMENT CODES: **APP** = After (Through) Peristaltic Pump; **B** = Bailer; **BP** = Bladder Pump; **ESP** = Electric Submersible Pump; **RFPP** = Reverse Flow Peristaltic Pump; **SM** = Straw Method (Tubing Gravity Drain); **O** = Other (Specify)

NOTES:

STABILIZATION CRITERIA FOR RANGE OF VARIATION OF LAST THREE CONSECUTIVE READINGS

pH: ± 0.1 units **Temperature:** ± 5% **Specific Conductance:** ± 5% **Dissolved Oxygen:** ± 0.2 mg/L **Turbidity:** ≤ 10 NTU or ± 5%

GROUNDWATER SAMPLING LOG

SITE NAME: Westside Quick Stop	SITE LOCATION: 821 W Parker Rd, Greenville, SC	
WELL NO: 27	SAMPLE ID: 27	DATE: 12/14/22

PURGING DATA

WELL DIAMETER (inches): 2	TUBING DIAMETER (inches): 3/8	WELL SCREEN INTERVAL DEPTH: 60 feet to 65 feet	STATIC DEPTH TO WATER (feet): 27.65	PURGE PUMP TYPE OR BAILER: ESP

WELL VOLUME PURGE: 1 WELL VOLUME = (TOTAL WELL DEPTH – STATIC DEPTH TO WATER) X WELL CAPACITY
(only fill out if applicable)
= (65 feet – 27.65 feet) X 0.16 gallons/foot = 5.9 gallons

TIME	VOLUME PURGED (gallons)	CUMUL. VOLUME PURGED (gallons)	pH (standard units)	TEMP. (°C)	COND. (µS/cm)	DISSOLVED OXYGEN (mg/L)	TURBIDITY (NTUs)	COLOR (describe)	ODOR (describe)
1006	—	—	6.49	24.92	135	3.11	6	clr	N
1019	6.0	6.0	6.31	24.61	126	2.87	15.1	clr	N
1026	6.0	12.0	6.30	24.58	124	2.85	11.1	clr	N
1035	6.0	18.0	6.29	24.55	122	2.82	8.2	clr	N

WELL CAPACITY (Gallons Per Foot): **0.75"** = 0.02; **1"** = 0.04; **1.25"** = 0.06; **2"** = 0.16; **3"** = 0.37; **4"** = 0.65; **5"** = 1.02; **6"** = 1.47; **12"** = 5.88
TUBING INSIDE DIA. CAPACITY (Gal./Ft.): **1/8"** = 0.0006; **3/16"** = 0.0014; **1/4"** = 0.0026; **5/16"** = 0.004; **3/8"** = 0.006; **1/2"** = 0.010; **5/8"** = 0.016

PURGING EQUIPMENT CODES: **B** = Bailer; **BP** = Bladder Pump; **ESP** = Electric Submersible Pump; **PP** = Peristaltic Pump; **O** = Other (Specify)

SAMPLING DATA

SAMPLED BY (PRINT) / AFFILIATION:	SAMPLER(S) SIGNATURE(S):	SAMPLING INITIATED AT: 1035	SAMPLING ENDED AT: 1035
PUMP OR TUBING DEPTH IN WELL (feet): 63'	TUBING MATERIAL CODE: PE	FIELD-FILTERED: Y (N) Filtration Equipment Type:	FILTER SIZE: ____ µm
FIELD DECONTAMINATION: PUMP (Y) N	TUBING Y (N) (replaced)	DUPLICATE: Y (N)	

SAMPLE CONTAINER SPECIFICATION				SAMPLE PRESERVATION (including wet ice)					
SAMPLE ID CODE	# CONTAINERS	MATERIAL CODE	VOLUME	PRESERVATIVE USED	TOTAL VOL ADDED IN FIELD (mL)	FINAL pH	INTENDED ANALYSIS AND/OR METHOD	SAMPLING EQUIPMENT CODE	SAMPLE PUMP FLOW RATE (mL per minute)
	3	AG	40ml	hcl	n/a	n/a	8260	ESP	
	2	AG	40ml	hcl	n/a	n/a	8011	↓	

REMARKS:

MATERIAL CODES: **AG** = Amber Glass; **CG** = Clear Glass; **HDPE** = High Density Polyethylene; **LDPE** = Low Density Polyethylene; **PP** = Polypropylene; **S** = Silicone; **T** = Teflon; **O** = Other (Specify)

SAMPLING EQUIPMENT CODES: **APP** = After (Through) Peristaltic Pump; **B** = Bailer; **BP** = Bladder Pump; **ESP** = Electric Submersible Pump; **RFPP** = Reverse Flow Peristaltic Pump; **SM** = Straw Method (Tubing Gravity Drain); **O** = Other (Specify)

NOTES:

STABILIZATION CRITERIA FOR RANGE OF VARIATION OF LAST THREE CONSECUTIVE READINGS

pH: ± 0.1 units **Temperature:** ± 5% **Specific Conductance:** ± 5% **Dissolved Oxygen:** ± 0.2 mg/L **Turbidity:** ≤ 10 NTU or ± 5%

GROUNDWATER SAMPLING LOG

SITE NAME: Westside Quick Stop	SITE LOCATION: 821 W Parker Rd, Greenville, SC	
WELL NO: MW XR	SAMPLE ID: MWXR	DATE: 12/15/20

PURGING DATA

WELL DIAMETER (inches): 2	TUBING DIAMETER (inches): 3/8	WELL SCREEN INTERVAL DEPTH: 28 feet to 38 feet	STATIC DEPTH TO WATER (feet): 27.63	PURGE PUMP TYPE OR BAILER: ESP

WELL VOLUME PURGE: **1 WELL VOLUME** = (TOTAL WELL DEPTH – STATIC DEPTH TO WATER) X WELL CAPACITY
(only fill out if applicable)
= (38 feet – 27.63 feet) x 0.16 gallons/foot = 1.6 gallons

TIME	VOLUME PURGED (gallons)	CUMUL. VOLUME PURGED (gallons)	pH (standard units)	TEMP. (°C)	COND. (µS/cm)	DISSOLVED OXYGEN (mg/L)	TURBIDITY (NTUs)	COLOR (describe)	ODOR (describe)
0911	—	—	6.42	24.62	146	3.11	15	clr	Y
0916	1.5	1.5	6.31	23.81	138	2.96	63	slcldy	Y
0921	1.5	3.0	6.28	23.77	135	2.82	21.0	clr	Y
0926	1.5	4.5	6.25	23.75	132	2.78	14.1	clr	Y
0930	1.5	6.0	6.25	23.72	130	2.75	8.0	clr	Y

WELL CAPACITY (Gallons Per Foot): **0.75"** = 0.02; **1"** = 0.04; **1.25"** = 0.06; **2"** = 0.16; **3"** = 0.37; **4"** = 0.65; **5"** = 1.02; **6"** = 1.47; **12"** = 5.88
TUBING INSIDE DIA. CAPACITY (Gal./Ft.): **1/8"** = 0.0006; **3/16"** = 0.0014; **1/4"** = 0.0026; **5/16"** = 0.004; **3/8"** = 0.006; **1/2"** = 0.010; **5/8"** = 0.016

PURGING EQUIPMENT CODES: **B** = Bailer; **BP** = Bladder Pump; **ESP** = Electric Submersible Pump; **PP** = Peristaltic Pump; **O** = Other (Specify)

SAMPLING DATA

SAMPLED BY (PRINT) / AFFILIATION:	SAMPLER(S) SIGNATURE(S):	SAMPLING INITIATED AT: 0930	SAMPLING ENDED AT: 0930
PUMP OR TUBING DEPTH IN WELL (feet): 34'	TUBING MATERIAL CODE: PE	FIELD-FILTERED: Y (N) Filtration Equipment Type:	FILTER SIZE: ____ µm
FIELD DECONTAMINATION: PUMP (Y) N	TUBING Y (N) (replaced)	DUPLICATE: Y (N)	

SAMPLE CONTAINER SPECIFICATION				SAMPLE PRESERVATION (including wet ice)			INTENDED ANALYSIS AND/OR METHOD	SAMPLING EQUIPMENT CODE	SAMPLE PUMP FLOW RATE (mL per minute)
SAMPLE ID CODE	# CONTAINERS	MATERIAL CODE	VOLUME	PRESERVATIVE USED	TOTAL VOL ADDED IN FIELD (mL)	FINAL pH			
	3	AG	40ml	hcl	n/a	n/a	8260	ESP	
	2	AG	40ml	hcl	n/a	n/a	8011	↓	

REMARKS:

MATERIAL CODES: **AG** = Amber Glass; **CG** = Clear Glass; **HDPE** = High Density Polyethylene; **LDPE** = Low Density Polyethylene; **PP** = Polypropylene; **S** = Silicone; **T** = Teflon; **O** = Other (Specify)

SAMPLING EQUIPMENT CODES: **APP** = After (Through) Peristaltic Pump; **B** = Bailer; **BP** = Bladder Pump; **ESP** = Electric Submersible Pump; **RFPP** = Reverse Flow Peristaltic Pump; **SM** = Straw Method (Tubing Gravity Drain); **O** = Other (Specify)

NOTES: _____

STABILIZATION CRITERIA FOR RANGE OF VARIATION OF LAST THREE CONSECUTIVE READINGS

pH: ± 0.1 units **Temperature:** ± 5% **Specific Conductance:** ± 5% **Dissolved Oxygen:** ± 0.2 mg/L **Turbidity:** ≤ 10 NTU or ± 5%

WESTSIDE QUICK STOP – UST PERMIT #12430

APPENDIX C

Pace Analytical Services, LLC
9800 Kincey Ave. Suite 100
Huntersville, NC 28078
(704)875-9092

December 27, 2022

Trever Slack
Petra-Tech Environmental, LLC
2435 E. North Street
Suite 1108-202
Greenville, SC 29615

RE: Project: WESTSIDE QUICK STOP J22-977-D
Pace Project No.: 92643366

Dear Trever Slack:

Enclosed are the analytical results for sample(s) received by the laboratory on December 19, 2022. The results relate only to the samples included in this report. Results reported herein conform to the applicable TNI/NELAC Standards and the laboratory's Quality Manual, where applicable, unless otherwise noted in the body of the report.

The test results provided in this final report were generated by each of the following laboratories within the Pace Network:

- Pace Analytical Services - Charlotte

If you have any questions concerning this report, please feel free to contact me.

Sincerely,

Taylor M Cannon
taylor.cannon@pacelabs.com
(704)875-9092
Project Manager

Enclosures

This report shall not be reproduced, except in full,
without the written consent of Pace Analytical Services, LLC.

Pace Analytical Services, LLC
9800 Kincey Ave. Suite 100
Huntersville, NC 28078
(704)875-9092

CERTIFICATIONS

Project: WESTSIDE QUICK STOP J22-977-D
Pace Project No.: 92643366

Pace Analytical Services Charlotte

South Carolina Laboratory ID: 99006
9800 Kincey Ave. Ste 100, Huntersville, NC 28078
North Carolina Drinking Water Certification #: 37706
North Carolina Field Services Certification #: 5342
North Carolina Wastewater Certification #: 12
South Carolina Laboratory ID: 99006
South Carolina Certification #: 99006001
South Carolina Drinking Water Cert. #: 99006003
Florida/NELAP Certification #: E87627
Kentucky UST Certification #: 84
Louisiana DoH Drinking Water #: LA029
Virginia/VELAP Certification #: 460221

This report shall not be reproduced, except in full,
without the written consent of Pace Analytical Services, LLC.

Pace Analytical Services, LLC
9800 Kincey Ave. Suite 100
Huntersville, NC 28078
(704)875-9092

SAMPLE SUMMARY

Project: WESTSIDE QUICK STOP J22-977-D
Pace Project No.: 92643366

Lab ID	Sample ID	Matrix	Date Collected	Date Received
92643366001	MW02	Water	12/16/22 10:00	12/19/22 13:11
92643366002	MW04	Water	12/15/22 13:20	12/19/22 13:11
92643366003	MW03	Water	12/14/22 11:15	12/19/22 13:11
92643366004	MW04I	Water	12/15/22 13:05	12/19/22 13:11
92643366005	MW05	Water	12/14/22 14:45	12/19/22 13:11
92643366006	MW06	Water	12/14/22 14:30	12/19/22 13:11
92643366007	MW08	Water	12/15/22 08:50	12/19/22 13:11
92643366008	MW09	Water	12/15/22 08:30	12/19/22 13:11
92643366009	MW10	Water	12/15/22 11:50	12/19/22 13:11
92643366010	MW11	Water	12/15/22 12:35	12/19/22 13:11
92643366011	MW12	Water	12/15/22 15:00	12/19/22 13:11
92643366012	MW12I	Water	12/15/22 14:50	12/19/22 13:11
92643366013	MW14	Water	12/14/22 15:35	12/19/22 13:11
92643366014	MW14I	Water	12/14/22 15:20	12/19/22 13:11
92643366015	MW15	Water	12/14/22 16:30	12/19/22 13:11
92643366016	MW15I	Water	12/14/22 16:10	12/19/22 13:11
92643366017	MW16	Water	12/14/22 17:20	12/19/22 13:11
92643366018	MW16I	Water	12/14/22 17:00	12/19/22 13:11
92643366019	MW17	Water	12/15/22 11:10	12/19/22 13:11
92643366020	MW17I	Water	12/15/22 10:50	12/19/22 13:11
92643366021	MW19	Water	12/14/22 13:35	12/19/22 13:11
92643366022	MW20	Water	12/14/22 14:10	12/19/22 13:11
92643366023	MW22	Water	12/15/22 14:10	12/19/22 13:11
92643366024	MW22I	Water	12/15/22 14:00	12/19/22 13:11
92643366025	MW23	Water	12/14/22 12:25	12/19/22 13:11
92643366026	MW23I	Water	12/14/22 11:50	12/19/22 13:11
92643366027	MW25	Water	12/15/22 10:05	12/19/22 13:11
92643366028	MW26	Water	12/15/22 16:00	12/19/22 13:11
92643366029	MW26I	Water	12/15/22 15:40	12/19/22 13:11
92643366030	MW27	Water	12/14/22 10:55	12/19/22 13:11
92643366031	MW27I	Water	12/14/22 10:35	12/19/22 13:11
92643366032	MW28	Water	12/15/22 09:05	12/19/22 13:11
92643366033	MWX	Water	12/15/22 10:20	12/19/22 13:11
92643366034	MWXR	Water	12/15/22 09:30	12/19/22 13:11
92643366035	DUP A	Water	12/15/22 10:25	12/19/22 13:11
92643366036	DUP 2	Water	12/15/22 15:05	12/19/22 13:11
92643366037	FB1	Water	12/14/22 15:10	12/19/22 13:11

REPORT OF LABORATORY ANALYSIS

This report shall not be reproduced, except in full,
without the written consent of Pace Analytical Services, LLC.

Pace Analytical Services, LLC
9800 Kincey Ave. Suite 100
Huntersville, NC 28078
(704)875-9092

SAMPLE SUMMARY

Project: WESTSIDE QUICK STOP J22-977-D
Pace Project No.: 92643366

Lab ID	Sample ID	Matrix	Date Collected	Date Received
92643366038	**FB2**	Water	12/15/22 08:40	12/19/22 13:11
92643366039	**FB3**	Water	12/16/22 09:45	12/19/22 13:11
92643366040	**EB1**	Water	12/14/22 14:45	12/19/22 13:11
92643366041	**EB2**	Water	12/15/22 08:45	12/19/22 13:11
92643366042	**TRIP BLANK 1**	Water	12/15/22 00:00	12/19/22 13:11
92643366043	**TRIP BLANK 2**	Water	12/15/22 00:00	12/19/22 13:11
92643366044	**TRIP BLANK 3**	Water	12/15/22 00:00	12/19/22 13:11
92643366045	**MW19I**	Water	12/14/22 13:00	12/19/22 13:11

This report shall not be reproduced, except in full,
without the written consent of Pace Analytical Services, LLC.

Pace Analytical Services, LLC
9800 Kincey Ave. Suite 100
Huntersville, NC 28078
(704)875-9092

SAMPLE ANALYTE COUNT

Project: WESTSIDE QUICK STOP J22-977-D
Pace Project No.: 92643366

Lab ID	Sample ID	Method	Analysts	Analytes Reported	Laboratory
92643366001	**MW02**	EPA 8011	HH	2	PASI-C
		EPA 8260D	SAS	18	PASI-C
92643366002	**MW04**	EPA 8011	HH	2	PASI-C
		EPA 8260D	CL	18	PASI-C
92643366003	**MW03**	EPA 8011	HH	2	PASI-C
		EPA 8260D	SAS	18	PASI-C
92643366004	**MW04I**	EPA 8011	HH	2	PASI-C
		EPA 8260D	SAS	18	PASI-C
92643366005	**MW05**	EPA 8011	HH	2	PASI-C
		EPA 8260D	SAS	18	PASI-C
92643366006	**MW06**	EPA 8011	HH	2	PASI-C
		EPA 8260D	SAS	18	PASI-C
92643366007	**MW08**	EPA 8011	HH	2	PASI-C
		EPA 8260D	SAS	18	PASI-C
92643366008	**MW09**	EPA 8011	HH	2	PASI-C
		EPA 8260D	SAS	18	PASI-C
92643366009	**MW10**	EPA 8011	HH	2	PASI-C
		EPA 8260D	SAS	18	PASI-C
92643366010	**MW11**	EPA 8011	HH	2	PASI-C
		EPA 8260D	SAS	18	PASI-C
92643366011	**MW12**	EPA 8011	HH	2	PASI-C
		EPA 8260D	SAS	18	PASI-C
92643366012	**MW12I**	EPA 8011	HH	2	PASI-C
		EPA 8260D	SAS	18	PASI-C
92643366013	**MW14**	EPA 8011	HH	2	PASI-C
		EPA 8260D	SAS	18	PASI-C
92643366014	**MW14I**	EPA 8011	HH	2	PASI-C
		EPA 8260D	SAS	18	PASI-C
92643366015	**MW15**	EPA 8011	HH	2	PASI-C
		EPA 8260D	SAS	18	PASI-C
92643366016	**MW15I**	EPA 8011	HH	2	PASI-C
		EPA 8260D	SAS	18	PASI-C
92643366017	**MW16**	EPA 8011	HH	2	PASI-C
		EPA 8260D	SAS	18	PASI-C
92643366018	**MW16I**	EPA 8011	HH	2	PASI-C
		EPA 8260D	SAS	18	PASI-C
92643366019	**MW17**	EPA 8011	HH	2	PASI-C

This report shall not be reproduced, except in full,
without the written consent of Pace Analytical Services, LLC.

Pace Analytical Services, LLC
9800 Kincey Ave. Suite 100
Huntersville, NC 28078
(704)875-9092

SAMPLE ANALYTE COUNT

Project: WESTSIDE QUICK STOP J22-977-D
Pace Project No.: 92643366

Lab ID	Sample ID	Method	Analysts	Analytes Reported	Laboratory
		EPA 8260D	SAS	18	PASI-C
92643366020	MW17I	EPA 8011	HH	2	PASI-C
		EPA 8260D	SAS	18	PASI-C
92643366021	MW19	EPA 8011	HH	2	PASI-C
		EPA 8260D	SAS	18	PASI-C
92643366022	MW20	EPA 8011	HH	2	PASI-C
		EPA 8260D	SAS	18	PASI-C
92643366023	MW22	EPA 8011	HH	2	PASI-C
		EPA 8260D	SAS	18	PASI-C
92643366024	MW22I	EPA 8011	HH	2	PASI-C
		EPA 8260D	SAS	18	PASI-C
92643366025	MW23	EPA 8011	HH	2	PASI-C
		EPA 8260D	CL	18	PASI-C
92643366026	MW23I	EPA 8011	HH	2	PASI-C
		EPA 8260D	SAS	18	PASI-C
92643366027	MW25	EPA 8011	HH	2	PASI-C
		EPA 8260D	SAS	18	PASI-C
92643366028	MW26	EPA 8011	HH	2	PASI-C
		EPA 8260D	SAS	18	PASI-C
92643366029	MW26I	EPA 8011	HH	2	PASI-C
		EPA 8260D	CL	18	PASI-C
92643366030	MW27	EPA 8011	HH	2	PASI-C
		EPA 8260D	CL	18	PASI-C
92643366031	MW27I	EPA 8011	HH	2	PASI-C
		EPA 8260D	CL	18	PASI-C
92643366032	MW28	EPA 8011	HH	2	PASI-C
		EPA 8260D	CL	18	PASI-C
92643366033	MWX	EPA 8011	HH	2	PASI-C
		EPA 8260D	SAS	18	PASI-C
92643366034	MWXR	EPA 8011	HH	2	PASI-C
		EPA 8260D	SAS	18	PASI-C
92643366035	DUP A	EPA 8011	HH	2	PASI-C
		EPA 8260D	SAS	18	PASI-C
92643366036	DUP 2	EPA 8011	HH	2	PASI-C
		EPA 8260D	SAS	18	PASI-C
92643366037	FB1	EPA 8011	HH	2	PASI-C
		EPA 8260D	CL	18	PASI-C

This report shall not be reproduced, except in full,
without the written consent of Pace Analytical Services, LLC.

Pace Analytical Services, LLC
9800 Kincey Ave. Suite 100
Huntersville, NC 28078
(704)875-9092

SAMPLE ANALYTE COUNT

Project: WESTSIDE QUICK STOP J22-977-D
Pace Project No.: 92643366

Lab ID	Sample ID	Method	Analysts	Analytes Reported	Laboratory
92643366038	**FB2**	EPA 8011	HH	2	PASI-C
		EPA 8260D	CL	18	PASI-C
92643366039	**FB3**	EPA 8011	HH	2	PASI-C
		EPA 8260D	CL	18	PASI-C
92643366040	**EB1**	EPA 8011	HH	2	PASI-C
		EPA 8260D	CL	18	PASI-C
92643366041	**EB2**	EPA 8011	HH	2	PASI-C
		EPA 8260D	CL	18	PASI-C
92643366042	**TRIP BLANK 1**	EPA 8260D	CL	18	PASI-C
92643366043	**TRIP BLANK 2**	EPA 8260D	CL	18	PASI-C
92643366044	**TRIP BLANK 3**	EPA 8260D	CL	18	PASI-C
92643366045	**MW19I**	EPA 8011	HH	2	PASI-C
		EPA 8260D	CL	18	PASI-C

PASI-C = Pace Analytical Services - Charlotte

This report shall not be reproduced, except in full,
without the written consent of Pace Analytical Services, LLC.

Pace Analytical Services, LLC
9800 Kincey Ave. Suite 100
Huntersville, NC 28078
(704)875-9092

SUMMARY OF DETECTION

Project: WESTSIDE QUICK STOP J22-977-D
Pace Project No.: 92643366

Lab Sample ID / Method	Client Sample ID / Parameters	Result	Units	Report Limit	Analyzed	Qualifiers
92643366001	**MW02**					
EPA 8260D	tert-Amyl Alcohol	166	ug/L	100	12/27/22 12:29	
EPA 8260D	Benzene	106	ug/L	5.0	12/27/22 12:29	
EPA 8260D	Ethylbenzene	4.1J	ug/L	5.0	12/27/22 12:29	
EPA 8260D	Toluene	7.9	ug/L	5.0	12/27/22 12:29	
EPA 8260D	Xylene (Total)	30.6	ug/L	5.0	12/27/22 12:29	
92643366002	**MW04**					
EPA 8260D	Benzene	11.8	ug/L	5.0	12/22/22 04:43	
92643366005	**MW05**					
EPA 8260D	Xylene (Total)	17.6	ug/L	5.0	12/22/22 15:45	
92643366011	**MW12**					
EPA 8260D	tert-Amyl Alcohol	3350	ug/L	1000	12/27/22 13:42	
EPA 8260D	Benzene	547	ug/L	50.0	12/27/22 13:42	
EPA 8260D	Ethylbenzene	224	ug/L	50.0	12/27/22 13:42	
EPA 8260D	Naphthalene	47.3J	ug/L	50.0	12/27/22 13:42	
EPA 8260D	Toluene	1470	ug/L	50.0	12/27/22 13:42	
EPA 8260D	Xylene (Total)	1140	ug/L	50.0	12/27/22 13:42	
92643366013	**MW14**					
EPA 8260D	tert-Amyl Alcohol	654	ug/L	100	12/27/22 12:47	
EPA 8260D	Benzene	90.7	ug/L	5.0	12/27/22 12:47	
EPA 8260D	Toluene	8.2	ug/L	5.0	12/27/22 12:47	
EPA 8260D	Xylene (Total)	48.8	ug/L	5.0	12/27/22 12:47	
92643366022	**MW20**					
EPA 8260D	tert-Amyl Alcohol	11800	ug/L	400	12/27/22 13:05	
EPA 8260D	Benzene	408	ug/L	20.0	12/27/22 13:05	
EPA 8260D	tert-Butyl Alcohol	599	ug/L	400	12/27/22 13:05	
EPA 8260D	Diisopropyl ether	209	ug/L	20.0	12/27/22 13:05	
EPA 8260D	Ethylbenzene	165	ug/L	20.0	12/27/22 13:05	
EPA 8260D	Methyl-tert-butyl ether	34.5	ug/L	20.0	12/27/22 13:05	
EPA 8260D	Naphthalene	14.4J	ug/L	20.0	12/27/22 13:05	
EPA 8260D	Toluene	55.1	ug/L	20.0	12/27/22 13:05	
EPA 8260D	Xylene (Total)	40.6	ug/L	20.0	12/27/22 13:05	
92643366025	**MW23**					
EPA 8260D	tert-Amyl Alcohol	302	ug/L	100	12/22/22 02:34	
EPA 8260D	Diisopropyl ether	9.6	ug/L	5.0	12/22/22 02:34	
EPA 8260D	Methyl-tert-butyl ether	9.4	ug/L	5.0	12/22/22 02:34	
92643366026	**MW23I**					
EPA 8260D	tert-Amyl Alcohol	29300	ug/L	2000	12/24/22 07:39	M1
EPA 8260D	Benzene	2180	ug/L	100	12/24/22 07:39	M1
EPA 8260D	Diisopropyl ether	687	ug/L	100	12/24/22 07:39	
EPA 8260D	Ethylbenzene	276	ug/L	100	12/24/22 07:39	
EPA 8260D	Methyl-tert-butyl ether	516	ug/L	100	12/24/22 07:39	
EPA 8260D	Naphthalene	347	ug/L	100	12/24/22 07:39	

REPORT OF LABORATORY ANALYSIS

This report shall not be reproduced, except in full,
without the written consent of Pace Analytical Services, LLC.

Pace Analytical Services, LLC
9800 Kincey Ave. Suite 100
Huntersville, NC 28078
(704)875-9092

SUMMARY OF DETECTION

Project: WESTSIDE QUICK STOP J22-977-D
Pace Project No.: 92643366

Lab Sample ID / Method	Client Sample ID / Parameters	Result	Units	Report Limit	Analyzed	Qualifiers
92643366027	**MW25**					
EPA 8260D	tert-Amyl Alcohol	1070	ug/L	500	12/27/22 13:23	
EPA 8260D	Benzene	672	ug/L	25.0	12/27/22 13:23	
EPA 8260D	Methyl-tert-butyl ether	948	ug/L	25.0	12/27/22 13:23	
EPA 8260D	Xylene (Total)	32.7	ug/L	25.0	12/27/22 13:23	
92643366033	**MWX**					
EPA 8260D	tert-Amyl Alcohol	4050	ug/L	2500	12/27/22 14:00	
EPA 8260D	Benzene	3250	ug/L	125	12/27/22 14:00	
EPA 8260D	Diisopropyl ether	136	ug/L	125	12/27/22 14:00	
EPA 8260D	Ethylbenzene	477	ug/L	125	12/27/22 14:00	
EPA 8260D	Methyl-tert-butyl ether	1830	ug/L	125	12/27/22 14:00	
EPA 8260D	Naphthalene	76.4J	ug/L	125	12/27/22 14:00	
EPA 8260D	Toluene	549	ug/L	125	12/27/22 14:00	
EPA 8260D	Xylene (Total)	3530	ug/L	125	12/27/22 14:00	
92643366034	**MWXR**					
EPA 8260D	tert-Amyl Alcohol	653	ug/L	200	12/22/22 20:24	
EPA 8260D	Benzene	249	ug/L	10.0	12/22/22 20:24	
EPA 8260D	Methyl-tert-butyl ether	29.1	ug/L	10.0	12/22/22 20:24	
EPA 8260D	Xylene (Total)	93.1	ug/L	10.0	12/22/22 20:24	
92643366035	**DUP A**					
EPA 8260D	tert-Amyl Alcohol	3500	ug/L	2500	12/22/22 21:37	
EPA 8260D	Benzene	3220	ug/L	125	12/22/22 21:37	
EPA 8260D	Diisopropyl ether	119J	ug/L	125	12/22/22 21:37	
EPA 8260D	Ethylbenzene	443	ug/L	125	12/22/22 21:37	
EPA 8260D	Methyl-tert-butyl ether	1600	ug/L	125	12/22/22 21:37	
EPA 8260D	Naphthalene	64.2J	ug/L	125	12/22/22 21:37	
EPA 8260D	Toluene	506	ug/L	125	12/22/22 21:37	
EPA 8260D	Xylene (Total)	3380	ug/L	125	12/22/22 21:37	
92643366036	**DUP 2**					
EPA 8260D	tert-Amyl Alcohol	3160	ug/L	1000	12/22/22 21:18	
EPA 8260D	Benzene	547	ug/L	50.0	12/22/22 21:18	
EPA 8260D	Ethylbenzene	211	ug/L	50.0	12/22/22 21:18	
EPA 8260D	Naphthalene	54.8	ug/L	50.0	12/22/22 21:18	
EPA 8260D	Toluene	1390	ug/L	50.0	12/22/22 21:18	
EPA 8260D	Xylene (Total)	1050	ug/L	50.0	12/22/22 21:18	
92643366045	**MW19I**					
EPA 8260D	Methyl-tert-butyl ether	3.4J	ug/L	5.0	12/22/22 04:24	

This report shall not be reproduced, except in full,
without the written consent of Pace Analytical Services, LLC.

Pace Analytical Services, LLC
9800 Kincey Ave. Suite 100
Huntersville, NC 28078
(704)875-9092

ANALYTICAL RESULTS

Project: WESTSIDE QUICK STOP J22-977-D
Pace Project No.: 92643366

Sample: MW02 **Lab ID: 92643366001** Collected: 12/16/22 10:00 Received: 12/19/22 13:11 Matrix: Water

Parameters	Results	Units	Report Limit	MDL	DF	Prepared	Analyzed	CAS No.	Qual
8011 GCS EDB and DBCP	Analytical Method: EPA 8011 Preparation Method: EPA 8011 Pace Analytical Services - Charlotte								
1,2-Dibromoethane (EDB)	ND	ug/L	0.020	0.0076	1	12/23/22 15:34	12/23/22 20:31	106-93-4	L1
Surrogates									
1-Chloro-2-bromopropane (S)	109	%	60-140		1	12/23/22 15:34	12/23/22 20:31	301-79-56	
8260 MSV	Analytical Method: EPA 8260D Pace Analytical Services - Charlotte								
tert-Amyl Alcohol	**166**	ug/L	100	65.6	1		12/27/22 12:29	75-85-4	
tert-Amylmethyl ether	ND	ug/L	10.0	3.0	1		12/27/22 12:29	994-05-8	
Benzene	**106**	ug/L	5.0	1.7	1		12/27/22 12:29	71-43-2	
3,3-Dimethyl-1-Butanol	ND	ug/L	100	53.9	1		12/27/22 12:29	624-95-3	
tert-Butyl Alcohol	ND	ug/L	100	91.0	1		12/27/22 12:29	75-65-0	
tert-Butyl Formate	ND	ug/L	50.0	24.1	1		12/27/22 12:29	762-75-4	
1,2-Dichloroethane	ND	ug/L	5.0	2.1	1		12/27/22 12:29	107-06-2	
Diisopropyl ether	ND	ug/L	5.0	3.5	1		12/27/22 12:29	108-20-3	
Ethanol	ND	ug/L	200	144	1		12/27/22 12:29	64-17-5	
Ethylbenzene	**4.1J**	ug/L	5.0	1.8	1		12/27/22 12:29	100-41-4	
Ethyl-tert-butyl ether	ND	ug/L	10.0	8.5	1		12/27/22 12:29	637-92-3	
Methyl-tert-butyl ether	ND	ug/L	5.0	3.1	1		12/27/22 12:29	1634-04-4	
Naphthalene	ND	ug/L	5.0	2.1	1		12/27/22 12:29	91-20-3	
Toluene	**7.9**	ug/L	5.0	2.0	1		12/27/22 12:29	108-88-3	
Xylene (Total)	**30.6**	ug/L	5.0	5.0	1		12/27/22 12:29	1330-20-7	
Surrogates									
4-Bromofluorobenzene (S)	100	%	70-130		1		12/27/22 12:29	460-00-4	
1,2-Dichloroethane-d4 (S)	107	%	70-130		1		12/27/22 12:29	17060-07-0	
Toluene-d8 (S)	99	%	70-130		1		12/27/22 12:29	2037-26-5	

REPORT OF LABORATORY ANALYSIS

This report shall not be reproduced, except in full,
without the written consent of Pace Analytical Services, LLC.

Pace Analytical Services, LLC
9800 Kincey Ave. Suite 100
Huntersville, NC 28078
(704)875-9092

ANALYTICAL RESULTS

Project: WESTSIDE QUICK STOP J22-977-D
Pace Project No.: 92643366

Sample: MW04 **Lab ID: 92643366002** Collected: 12/15/22 13:20 Received: 12/19/22 13:11 Matrix: Water

Parameters	Results	Units	Report Limit	MDL	DF	Prepared	Analyzed	CAS No.	Qual
8011 GCS EDB and DBCP	Analytical Method: EPA 8011 Preparation Method: EPA 8011 Pace Analytical Services - Charlotte								
1,2-Dibromoethane (EDB)	ND	ug/L	0.020	0.0075	1	12/23/22 15:34	12/23/22 20:52	106-93-4	L1
Surrogates									
1-Chloro-2-bromopropane (S)	110	%	60-140		1	12/23/22 15:34	12/23/22 20:52	301-79-56	
8260 MSV	Analytical Method: EPA 8260D Pace Analytical Services - Charlotte								
tert-Amyl Alcohol	ND	ug/L	100	65.6	1		12/22/22 04:43	75-85-4	
tert-Amylmethyl ether	ND	ug/L	10.0	3.0	1		12/22/22 04:43	994-05-8	
Benzene	**11.8**	ug/L	5.0	1.7	1		12/22/22 04:43	71-43-2	
3,3-Dimethyl-1-Butanol	ND	ug/L	100	53.9	1		12/22/22 04:43	624-95-3	
tert-Butyl Alcohol	ND	ug/L	100	91.0	1		12/22/22 04:43	75-65-0	
tert-Butyl Formate	ND	ug/L	50.0	24.1	1		12/22/22 04:43	762-75-4	
1,2-Dichloroethane	ND	ug/L	5.0	2.1	1		12/22/22 04:43	107-06-2	
Diisopropyl ether	ND	ug/L	5.0	3.5	1		12/22/22 04:43	108-20-3	
Ethanol	ND	ug/L	200	144	1		12/22/22 04:43	64-17-5	
Ethylbenzene	ND	ug/L	5.0	1.8	1		12/22/22 04:43	100-41-4	
Ethyl-tert-butyl ether	ND	ug/L	10.0	8.5	1		12/22/22 04:43	637-92-3	
Methyl-tert-butyl ether	ND	ug/L	5.0	3.1	1		12/22/22 04:43	1634-04-4	
Naphthalene	ND	ug/L	5.0	2.1	1		12/22/22 04:43	91-20-3	
Toluene	ND	ug/L	5.0	2.0	1		12/22/22 04:43	108-88-3	
Xylene (Total)	ND	ug/L	5.0	5.0	1		12/22/22 04:43	1330-20-7	
Surrogates									
4-Bromofluorobenzene (S)	100	%	70-130		1		12/22/22 04:43	460-00-4	
1,2-Dichloroethane-d4 (S)	103	%	70-130		1		12/22/22 04:43	17060-07-0	
Toluene-d8 (S)	100	%	70-130		1		12/22/22 04:43	2037-26-5	

REPORT OF LABORATORY ANALYSIS

This report shall not be reproduced, except in full,
without the written consent of Pace Analytical Services, LLC.

Pace Analytical Services, LLC
9800 Kincey Ave. Suite 100
Huntersville, NC 28078
(704)875-9092

ANALYTICAL RESULTS

Project: WESTSIDE QUICK STOP J22-977-D
Pace Project No.: 92643366

Sample: MW03 **Lab ID: 92643366003** Collected: 12/14/22 11:15 Received: 12/19/22 13:11 Matrix: Water

Parameters	Results	Units	Report Limit	MDL	DF	Prepared	Analyzed	CAS No.	Qual
8011 GCS EDB and DBCP	Analytical Method: EPA 8011 Preparation Method: EPA 8011 Pace Analytical Services - Charlotte								
1,2-Dibromoethane (EDB)	ND	ug/L	0.022	0.0082	1	12/23/22 15:34	12/23/22 21:24	106-93-4	L1
Surrogates									
1-Chloro-2-bromopropane (S)	127	%	60-140		1	12/23/22 15:34	12/23/22 21:24	301-79-56	
8260 MSV	Analytical Method: EPA 8260D Pace Analytical Services - Charlotte								
tert-Amyl Alcohol	ND	ug/L	100	65.6	1		12/22/22 15:08	75-85-4	
tert-Amylmethyl ether	ND	ug/L	10.0	3.0	1		12/22/22 15:08	994-05-8	
Benzene	ND	ug/L	5.0	1.7	1		12/22/22 15:08	71-43-2	
3,3-Dimethyl-1-Butanol	ND	ug/L	100	53.9	1		12/22/22 15:08	624-95-3	
tert-Butyl Alcohol	ND	ug/L	100	91.0	1		12/22/22 15:08	75-65-0	
tert-Butyl Formate	ND	ug/L	50.0	24.1	1		12/22/22 15:08	762-75-4	
1,2-Dichloroethane	ND	ug/L	5.0	2.1	1		12/22/22 15:08	107-06-2	
Diisopropyl ether	ND	ug/L	5.0	3.5	1		12/22/22 15:08	108-20-3	
Ethanol	ND	ug/L	200	144	1		12/22/22 15:08	64-17-5	
Ethylbenzene	ND	ug/L	5.0	1.8	1		12/22/22 15:08	100-41-4	
Ethyl-tert-butyl ether	ND	ug/L	10.0	8.5	1		12/22/22 15:08	637-92-3	
Methyl-tert-butyl ether	ND	ug/L	5.0	3.1	1		12/22/22 15:08	1634-04-4	
Naphthalene	ND	ug/L	5.0	2.1	1		12/22/22 15:08	91-20-3	
Toluene	ND	ug/L	5.0	2.0	1		12/22/22 15:08	108-88-3	
Xylene (Total)	ND	ug/L	5.0	5.0	1		12/22/22 15:08	1330-20-7	
Surrogates									
4-Bromofluorobenzene (S)	99	%	70-130		1		12/22/22 15:08	460-00-4	
1,2-Dichloroethane-d4 (S)	108	%	70-130		1		12/22/22 15:08	17060-07-0	
Toluene-d8 (S)	101	%	70-130		1		12/22/22 15:08	2037-26-5	

REPORT OF LABORATORY ANALYSIS

This report shall not be reproduced, except in full,
without the written consent of Pace Analytical Services, LLC.

Pace Analytical Services, LLC
9800 Kincey Ave. Suite 100
Huntersville, NC 28078
(704)875-9092

ANALYTICAL RESULTS

Project: WESTSIDE QUICK STOP J22-977-D
Pace Project No.: 92643366

Sample: MW04I **Lab ID: 92643366004** Collected: 12/15/22 13:05 Received: 12/19/22 13:11 Matrix: Water

Parameters	Results	Units	Report Limit	MDL	DF	Prepared	Analyzed	CAS No.	Qual
8011 GCS EDB and DBCP	Analytical Method: EPA 8011 Preparation Method: EPA 8011 Pace Analytical Services - Charlotte								
1,2-Dibromoethane (EDB)	ND	ug/L	0.021	0.0078	1	12/23/22 15:34	12/23/22 21:34	106-93-4	L1
Surrogates									
1-Chloro-2-bromopropane (S)	121	%	60-140		1	12/23/22 15:34	12/23/22 21:34	301-79-56	
8260 MSV	Analytical Method: EPA 8260D Pace Analytical Services - Charlotte								
tert-Amyl Alcohol	ND	ug/L	100	65.6	1		12/22/22 15:26	75-85-4	
tert-Amylmethyl ether	ND	ug/L	10.0	3.0	1		12/22/22 15:26	994-05-8	
Benzene	ND	ug/L	5.0	1.7	1		12/22/22 15:26	71-43-2	
3,3-Dimethyl-1-Butanol	ND	ug/L	100	53.9	1		12/22/22 15:26	624-95-3	
tert-Butyl Alcohol	ND	ug/L	100	91.0	1		12/22/22 15:26	75-65-0	
tert-Butyl Formate	ND	ug/L	50.0	24.1	1		12/22/22 15:26	762-75-4	
1,2-Dichloroethane	ND	ug/L	5.0	2.1	1		12/22/22 15:26	107-06-2	
Diisopropyl ether	ND	ug/L	5.0	3.5	1		12/22/22 15:26	108-20-3	
Ethanol	ND	ug/L	200	144	1		12/22/22 15:26	64-17-5	
Ethylbenzene	ND	ug/L	5.0	1.8	1		12/22/22 15:26	100-41-4	
Ethyl-tert-butyl ether	ND	ug/L	10.0	8.5	1		12/22/22 15:26	637-92-3	
Methyl-tert-butyl ether	ND	ug/L	5.0	3.1	1		12/22/22 15:26	1634-04-4	
Naphthalene	ND	ug/L	5.0	2.1	1		12/22/22 15:26	91-20-3	
Toluene	ND	ug/L	5.0	2.0	1		12/22/22 15:26	108-88-3	
Xylene (Total)	ND	ug/L	5.0	5.0	1		12/22/22 15:26	1330-20-7	
Surrogates									
4-Bromofluorobenzene (S)	98	%	70-130		1		12/22/22 15:26	460-00-4	
1,2-Dichloroethane-d4 (S)	102	%	70-130		1		12/22/22 15:26	17060-07-0	
Toluene-d8 (S)	101	%	70-130		1		12/22/22 15:26	2037-26-5	

REPORT OF LABORATORY ANALYSIS

This report shall not be reproduced, except in full,
without the written consent of Pace Analytical Services, LLC.

Pace Analytical Services, LLC
9800 Kincey Ave. Suite 100
Huntersville, NC 28078
(704)875-9092

ANALYTICAL RESULTS

Project: WESTSIDE QUICK STOP J22-977-D
Pace Project No.: 92643366

Sample: MW05 **Lab ID: 92643366005** Collected: 12/14/22 14:45 Received: 12/19/22 13:11 Matrix: Water

Parameters	Results	Units	Report Limit	MDL	DF	Prepared	Analyzed	CAS No.	Qual
8011 GCS EDB and DBCP	Analytical Method: EPA 8011 Preparation Method: EPA 8011 Pace Analytical Services - Charlotte								
1,2-Dibromoethane (EDB)	ND	ug/L	0.020	0.0076	1	12/23/22 15:34	12/23/22 21:45	106-93-4	L1
Surrogates									
1-Chloro-2-bromopropane (S)	99	%	60-140		1	12/23/22 15:34	12/23/22 21:45	301-79-56	
8260 MSV	Analytical Method: EPA 8260D Pace Analytical Services - Charlotte								
tert-Amyl Alcohol	ND	ug/L	100	65.6	1		12/22/22 15:45	75-85-4	
tert-Amylmethyl ether	ND	ug/L	10.0	3.0	1		12/22/22 15:45	994-05-8	
Benzene	ND	ug/L	5.0	1.7	1		12/22/22 15:45	71-43-2	
3,3-Dimethyl-1-Butanol	ND	ug/L	100	53.9	1		12/22/22 15:45	624-95-3	
tert-Butyl Alcohol	ND	ug/L	100	91.0	1		12/22/22 15:45	75-65-0	
tert-Butyl Formate	ND	ug/L	50.0	24.1	1		12/22/22 15:45	762-75-4	
1,2-Dichloroethane	ND	ug/L	5.0	2.1	1		12/22/22 15:45	107-06-2	
Diisopropyl ether	ND	ug/L	5.0	3.5	1		12/22/22 15:45	108-20-3	
Ethanol	ND	ug/L	200	144	1		12/22/22 15:45	64-17-5	
Ethylbenzene	ND	ug/L	5.0	1.8	1		12/22/22 15:45	100-41-4	
Ethyl-tert-butyl ether	ND	ug/L	10.0	8.5	1		12/22/22 15:45	637-92-3	
Methyl-tert-butyl ether	ND	ug/L	5.0	3.1	1		12/22/22 15:45	1634-04-4	
Naphthalene	ND	ug/L	5.0	2.1	1		12/22/22 15:45	91-20-3	
Toluene	ND	ug/L	5.0	2.0	1		12/22/22 15:45	108-88-3	
Xylene (Total)	**17.6**	ug/L	5.0	5.0	1		12/22/22 15:45	1330-20-7	
Surrogates									
4-Bromofluorobenzene (S)	98	%	70-130		1		12/22/22 15:45	460-00-4	
1,2-Dichloroethane-d4 (S)	103	%	70-130		1		12/22/22 15:45	17060-07-0	
Toluene-d8 (S)	99	%	70-130		1		12/22/22 15:45	2037-26-5	

REPORT OF LABORATORY ANALYSIS

This report shall not be reproduced, except in full,
without the written consent of Pace Analytical Services, LLC.

Pace Analytical Services, LLC
9800 Kincey Ave. Suite 100
Huntersville, NC 28078
(704)875-9092

ANALYTICAL RESULTS

Project: WESTSIDE QUICK STOP J22-977-D
Pace Project No.: 92643366

Sample: MW06 **Lab ID: 92643366006** Collected: 12/14/22 14:30 Received: 12/19/22 13:11 Matrix: Water

Parameters	Results	Units	Report Limit	MDL	DF	Prepared	Analyzed	CAS No.	Qual
8011 GCS EDB and DBCP	Analytical Method: EPA 8011 Preparation Method: EPA 8011 Pace Analytical Services - Charlotte								
1,2-Dibromoethane (EDB)	ND	ug/L	0.020	0.0075	1	12/23/22 15:34	12/23/22 21:56	106-93-4	L1
Surrogates									
1-Chloro-2-bromopropane (S)	106	%	60-140		1	12/23/22 15:34	12/23/22 21:56	301-79-56	
8260 MSV	Analytical Method: EPA 8260D Pace Analytical Services - Charlotte								
tert-Amyl Alcohol	ND	ug/L	100	65.6	1		12/22/22 16:03	75-85-4	
tert-Amylmethyl ether	ND	ug/L	10.0	3.0	1		12/22/22 16:03	994-05-8	
Benzene	ND	ug/L	5.0	1.7	1		12/22/22 16:03	71-43-2	
3,3-Dimethyl-1-Butanol	ND	ug/L	100	53.9	1		12/22/22 16:03	624-95-3	
tert-Butyl Alcohol	ND	ug/L	100	91.0	1		12/22/22 16:03	75-65-0	
tert-Butyl Formate	ND	ug/L	50.0	24.1	1		12/22/22 16:03	762-75-4	
1,2-Dichloroethane	ND	ug/L	5.0	2.1	1		12/22/22 16:03	107-06-2	
Diisopropyl ether	ND	ug/L	5.0	3.5	1		12/22/22 16:03	108-20-3	
Ethanol	ND	ug/L	200	144	1		12/22/22 16:03	64-17-5	
Ethylbenzene	ND	ug/L	5.0	1.8	1		12/22/22 16:03	100-41-4	
Ethyl-tert-butyl ether	ND	ug/L	10.0	8.5	1		12/22/22 16:03	637-92-3	
Methyl-tert-butyl ether	ND	ug/L	5.0	3.1	1		12/22/22 16:03	1634-04-4	
Naphthalene	ND	ug/L	5.0	2.1	1		12/22/22 16:03	91-20-3	
Toluene	ND	ug/L	5.0	2.0	1		12/22/22 16:03	108-88-3	
Xylene (Total)	ND	ug/L	5.0	5.0	1		12/22/22 16:03	1330-20-7	
Surrogates									
4-Bromofluorobenzene (S)	98	%	70-130		1		12/22/22 16:03	460-00-4	
1,2-Dichloroethane-d4 (S)	102	%	70-130		1		12/22/22 16:03	17060-07-0	
Toluene-d8 (S)	101	%	70-130		1		12/22/22 16:03	2037-26-5	

REPORT OF LABORATORY ANALYSIS

This report shall not be reproduced, except in full,
without the written consent of Pace Analytical Services, LLC.

Pace Analytical Services, LLC
9800 Kincey Ave. Suite 100
Huntersville, NC 28078
(704)875-9092

ANALYTICAL RESULTS

Project: WESTSIDE QUICK STOP J22-977-D
Pace Project No.: 92643366

Sample: MW08 **Lab ID: 92643366007** Collected: 12/15/22 08:50 Received: 12/19/22 13:11 Matrix: Water

Parameters	Results	Units	Report Limit	MDL	DF	Prepared	Analyzed	CAS No.	Qual
8011 GCS EDB and DBCP	Analytical Method: EPA 8011 Preparation Method: EPA 8011 Pace Analytical Services - Charlotte								
1,2-Dibromoethane (EDB)	ND	ug/L	0.021	0.0079	1	12/23/22 15:34	12/23/22 22:06	106-93-4	L1
Surrogates									
1-Chloro-2-bromopropane (S)	116	%	60-140		1	12/23/22 15:34	12/23/22 22:06	301-79-56	
8260 MSV	Analytical Method: EPA 8260D Pace Analytical Services - Charlotte								
tert-Amyl Alcohol	ND	ug/L	100	65.6	1		12/22/22 16:21	75-85-4	
tert-Amylmethyl ether	ND	ug/L	10.0	3.0	1		12/22/22 16:21	994-05-8	
Benzene	ND	ug/L	5.0	1.7	1		12/22/22 16:21	71-43-2	
3,3-Dimethyl-1-Butanol	ND	ug/L	100	53.9	1		12/22/22 16:21	624-95-3	
tert-Butyl Alcohol	ND	ug/L	100	91.0	1		12/22/22 16:21	75-65-0	
tert-Butyl Formate	ND	ug/L	50.0	24.1	1		12/22/22 16:21	762-75-4	
1,2-Dichloroethane	ND	ug/L	5.0	2.1	1		12/22/22 16:21	107-06-2	
Diisopropyl ether	ND	ug/L	5.0	3.5	1		12/22/22 16:21	108-20-3	
Ethanol	ND	ug/L	200	144	1		12/22/22 16:21	64-17-5	
Ethylbenzene	ND	ug/L	5.0	1.8	1		12/22/22 16:21	100-41-4	
Ethyl-tert-butyl ether	ND	ug/L	10.0	8.5	1		12/22/22 16:21	637-92-3	
Methyl-tert-butyl ether	ND	ug/L	5.0	3.1	1		12/22/22 16:21	1634-04-4	
Naphthalene	ND	ug/L	5.0	2.1	1		12/22/22 16:21	91-20-3	
Toluene	ND	ug/L	5.0	2.0	1		12/22/22 16:21	108-88-3	
Xylene (Total)	ND	ug/L	5.0	5.0	1		12/22/22 16:21	1330-20-7	
Surrogates									
4-Bromofluorobenzene (S)	98	%	70-130		1		12/22/22 16:21	460-00-4	
1,2-Dichloroethane-d4 (S)	106	%	70-130		1		12/22/22 16:21	17060-07-0	
Toluene-d8 (S)	101	%	70-130		1		12/22/22 16:21	2037-26-5	

REPORT OF LABORATORY ANALYSIS

This report shall not be reproduced, except in full,
without the written consent of Pace Analytical Services, LLC.

Pace Analytical Services, LLC
9800 Kincey Ave. Suite 100
Huntersville, NC 28078
(704)875-9092

ANALYTICAL RESULTS

Project: WESTSIDE QUICK STOP J22-977-D
Pace Project No.: 92643366

Sample: MW09 **Lab ID: 92643366008** Collected: 12/15/22 08:30 Received: 12/19/22 13:11 Matrix: Water

Parameters	Results	Units	Report Limit	MDL	DF	Prepared	Analyzed	CAS No.	Qual
8011 GCS EDB and DBCP	Analytical Method: EPA 8011 Preparation Method: EPA 8011 Pace Analytical Services - Charlotte								
1,2-Dibromoethane (EDB)	ND	ug/L	0.023	0.0084	1	12/23/22 15:34	12/23/22 22:17	106-93-4	L1
Surrogates									
1-Chloro-2-bromopropane (S)	95	%	60-140		1	12/23/22 15:34	12/23/22 22:17	301-79-56	
8260 MSV	Analytical Method: EPA 8260D Pace Analytical Services - Charlotte								
tert-Amyl Alcohol	ND	ug/L	100	65.6	1		12/22/22 16:40	75-85-4	
tert-Amylmethyl ether	ND	ug/L	10.0	3.0	1		12/22/22 16:40	994-05-8	
Benzene	ND	ug/L	5.0	1.7	1		12/22/22 16:40	71-43-2	
3,3-Dimethyl-1-Butanol	ND	ug/L	100	53.9	1		12/22/22 16:40	624-95-3	
tert-Butyl Alcohol	ND	ug/L	100	91.0	1		12/22/22 16:40	75-65-0	
tert-Butyl Formate	ND	ug/L	50.0	24.1	1		12/22/22 16:40	762-75-4	
1,2-Dichloroethane	ND	ug/L	5.0	2.1	1		12/22/22 16:40	107-06-2	
Diisopropyl ether	ND	ug/L	5.0	3.5	1		12/22/22 16:40	108-20-3	
Ethanol	ND	ug/L	200	144	1		12/22/22 16:40	64-17-5	
Ethylbenzene	ND	ug/L	5.0	1.8	1		12/22/22 16:40	100-41-4	
Ethyl-tert-butyl ether	ND	ug/L	10.0	8.5	1		12/22/22 16:40	637-92-3	
Methyl-tert-butyl ether	ND	ug/L	5.0	3.1	1		12/22/22 16:40	1634-04-4	
Naphthalene	ND	ug/L	5.0	2.1	1		12/22/22 16:40	91-20-3	
Toluene	ND	ug/L	5.0	2.0	1		12/22/22 16:40	108-88-3	
Xylene (Total)	ND	ug/L	5.0	5.0	1		12/22/22 16:40	1330-20-7	
Surrogates									
4-Bromofluorobenzene (S)	98	%	70-130		1		12/22/22 16:40	460-00-4	
1,2-Dichloroethane-d4 (S)	107	%	70-130		1		12/22/22 16:40	17060-07-0	
Toluene-d8 (S)	101	%	70-130		1		12/22/22 16:40	2037-26-5	

REPORT OF LABORATORY ANALYSIS

This report shall not be reproduced, except in full,
without the written consent of Pace Analytical Services, LLC.

Pace Analytical Services, LLC
9800 Kincey Ave. Suite 100
Huntersville, NC 28078
(704)875-9092

ANALYTICAL RESULTS

Project: WESTSIDE QUICK STOP J22-977-D
Pace Project No.: 92643366

Sample: MW10 **Lab ID: 92643366009** Collected: 12/15/22 11:50 Received: 12/19/22 13:11 Matrix: Water

Parameters	Results	Units	Report Limit	MDL	DF	Prepared	Analyzed	CAS No.	Qual
8011 GCS EDB and DBCP	Analytical Method: EPA 8011 Preparation Method: EPA 8011 Pace Analytical Services - Charlotte								
1,2-Dibromoethane (EDB)	ND	ug/L	0.020	0.0074	1	12/23/22 15:34	12/23/22 22:27	106-93-4	L1
Surrogates									
1-Chloro-2-bromopropane (S)	109	%	60-140		1	12/23/22 15:34	12/23/22 22:27	301-79-56	
8260 MSV	Analytical Method: EPA 8260D Pace Analytical Services - Charlotte								
tert-Amyl Alcohol	ND	ug/L	100	65.6	1		12/22/22 16:58	75-85-4	
tert-Amylmethyl ether	ND	ug/L	10.0	3.0	1		12/22/22 16:58	994-05-8	
Benzene	ND	ug/L	5.0	1.7	1		12/22/22 16:58	71-43-2	
3,3-Dimethyl-1-Butanol	ND	ug/L	100	53.9	1		12/22/22 16:58	624-95-3	
tert-Butyl Alcohol	ND	ug/L	100	91.0	1		12/22/22 16:58	75-65-0	
tert-Butyl Formate	ND	ug/L	50.0	24.1	1		12/22/22 16:58	762-75-4	
1,2-Dichloroethane	ND	ug/L	5.0	2.1	1		12/22/22 16:58	107-06-2	
Diisopropyl ether	ND	ug/L	5.0	3.5	1		12/22/22 16:58	108-20-3	
Ethanol	ND	ug/L	200	144	1		12/22/22 16:58	64-17-5	
Ethylbenzene	ND	ug/L	5.0	1.8	1		12/22/22 16:58	100-41-4	
Ethyl-tert-butyl ether	ND	ug/L	10.0	8.5	1		12/22/22 16:58	637-92-3	
Methyl-tert-butyl ether	ND	ug/L	5.0	3.1	1		12/22/22 16:58	1634-04-4	
Naphthalene	ND	ug/L	5.0	2.1	1		12/22/22 16:58	91-20-3	
Toluene	ND	ug/L	5.0	2.0	1		12/22/22 16:58	108-88-3	
Xylene (Total)	ND	ug/L	5.0	5.0	1		12/22/22 16:58	1330-20-7	
Surrogates									
4-Bromofluorobenzene (S)	98	%	70-130		1		12/22/22 16:58	460-00-4	
1,2-Dichloroethane-d4 (S)	102	%	70-130		1		12/22/22 16:58	17060-07-0	
Toluene-d8 (S)	101	%	70-130		1		12/22/22 16:58	2037-26-5	

REPORT OF LABORATORY ANALYSIS

This report shall not be reproduced, except in full,
without the written consent of Pace Analytical Services, LLC.

Pace Analytical Services, LLC
9800 Kincey Ave. Suite 100
Huntersville, NC 28078
(704)875-9092

ANALYTICAL RESULTS

Project: WESTSIDE QUICK STOP J22-977-D
Pace Project No.: 92643366

Sample: MW11 **Lab ID: 92643366010** Collected: 12/15/22 12:35 Received: 12/19/22 13:11 Matrix: Water

Parameters	Results	Units	Report Limit	MDL	DF	Prepared	Analyzed	CAS No.	Qual
8011 GCS EDB and DBCP	Analytical Method: EPA 8011 Preparation Method: EPA 8011 Pace Analytical Services - Charlotte								
1,2-Dibromoethane (EDB)	ND	ug/L	0.020	0.0075	1	12/23/22 15:34	12/23/22 22:38	106-93-4	L1
Surrogates									
1-Chloro-2-bromopropane (S)	104	%	60-140		1	12/23/22 15:34	12/23/22 22:38	301-79-56	
8260 MSV	Analytical Method: EPA 8260D Pace Analytical Services - Charlotte								
tert-Amyl Alcohol	ND	ug/L	100	65.6	1		12/22/22 17:17	75-85-4	
tert-Amylmethyl ether	ND	ug/L	10.0	3.0	1		12/22/22 17:17	994-05-8	
Benzene	ND	ug/L	5.0	1.7	1		12/22/22 17:17	71-43-2	
3,3-Dimethyl-1-Butanol	ND	ug/L	100	53.9	1		12/22/22 17:17	624-95-3	
tert-Butyl Alcohol	ND	ug/L	100	91.0	1		12/22/22 17:17	75-65-0	
tert-Butyl Formate	ND	ug/L	50.0	24.1	1		12/22/22 17:17	762-75-4	
1,2-Dichloroethane	ND	ug/L	5.0	2.1	1		12/22/22 17:17	107-06-2	
Diisopropyl ether	ND	ug/L	5.0	3.5	1		12/22/22 17:17	108-20-3	
Ethanol	ND	ug/L	200	144	1		12/22/22 17:17	64-17-5	
Ethylbenzene	ND	ug/L	5.0	1.8	1		12/22/22 17:17	100-41-4	
Ethyl-tert-butyl ether	ND	ug/L	10.0	8.5	1		12/22/22 17:17	637-92-3	
Methyl-tert-butyl ether	ND	ug/L	5.0	3.1	1		12/22/22 17:17	1634-04-4	
Naphthalene	ND	ug/L	5.0	2.1	1		12/22/22 17:17	91-20-3	
Toluene	ND	ug/L	5.0	2.0	1		12/22/22 17:17	108-88-3	
Xylene (Total)	ND	ug/L	5.0	5.0	1		12/22/22 17:17	1330-20-7	
Surrogates									
4-Bromofluorobenzene (S)	99	%	70-130		1		12/22/22 17:17	460-00-4	
1,2-Dichloroethane-d4 (S)	104	%	70-130		1		12/22/22 17:17	17060-07-0	
Toluene-d8 (S)	101	%	70-130		1		12/22/22 17:17	2037-26-5	

REPORT OF LABORATORY ANALYSIS

This report shall not be reproduced, except in full,
without the written consent of Pace Analytical Services, LLC.

Pace Analytical Services, LLC
9800 Kincey Ave. Suite 100
Huntersville, NC 28078
(704)875-9092

ANALYTICAL RESULTS

Project: WESTSIDE QUICK STOP J22-977-D
Pace Project No.: 92643366

Sample: MW12 **Lab ID: 92643366011** Collected: 12/15/22 15:00 Received: 12/19/22 13:11 Matrix: Water

Parameters	Results	Units	Report Limit	MDL	DF	Prepared	Analyzed	CAS No.	Qual
8011 GCS EDB and DBCP	Analytical Method: EPA 8011 Preparation Method: EPA 8011 Pace Analytical Services - Charlotte								
1,2-Dibromoethane (EDB)	ND	ug/L	0.020	0.0076	1	12/23/22 15:34	12/23/22 22:48	106-93-4	L1
Surrogates									
1-Chloro-2-bromopropane (S)	120	%	60-140		1	12/23/22 15:34	12/23/22 22:48	301-79-56	
8260 MSV	Analytical Method: EPA 8260D Pace Analytical Services - Charlotte								
tert-Amyl Alcohol	**3350**	ug/L	1000	656	10		12/27/22 13:42	75-85-4	
tert-Amylmethyl ether	ND	ug/L	100	30.4	10		12/27/22 13:42	994-05-8	
Benzene	**547**	ug/L	50.0	17.4	10		12/27/22 13:42	71-43-2	
3,3-Dimethyl-1-Butanol	ND	ug/L	1000	539	10		12/27/22 13:42	624-95-3	
tert-Butyl Alcohol	ND	ug/L	1000	910	10		12/27/22 13:42	75-65-0	
tert-Butyl Formate	ND	ug/L	500	241	10		12/27/22 13:42	762-75-4	
1,2-Dichloroethane	ND	ug/L	50.0	20.6	10		12/27/22 13:42	107-06-2	
Diisopropyl ether	ND	ug/L	50.0	34.9	10		12/27/22 13:42	108-20-3	
Ethanol	ND	ug/L	2000	1440	10		12/27/22 13:42	64-17-5	
Ethylbenzene	**224**	ug/L	50.0	18.4	10		12/27/22 13:42	100-41-4	
Ethyl-tert-butyl ether	ND	ug/L	100	84.6	10		12/27/22 13:42	637-92-3	
Methyl-tert-butyl ether	ND	ug/L	50.0	31.0	10		12/27/22 13:42	1634-04-4	
Naphthalene	**47.3J**	ug/L	50.0	20.9	10		12/27/22 13:42	91-20-3	
Toluene	**1470**	ug/L	50.0	20.1	10		12/27/22 13:42	108-88-3	
Xylene (Total)	**1140**	ug/L	50.0	50.0	10		12/27/22 13:42	1330-20-7	
Surrogates									
4-Bromofluorobenzene (S)	100	%	70-130		10		12/27/22 13:42	460-00-4	
1,2-Dichloroethane-d4 (S)	106	%	70-130		10		12/27/22 13:42	17060-07-0	
Toluene-d8 (S)	100	%	70-130		10		12/27/22 13:42	2037-26-5	

REPORT OF LABORATORY ANALYSIS

This report shall not be reproduced, except in full,
without the written consent of Pace Analytical Services, LLC.

Pace Analytical Services, LLC
9800 Kincey Ave. Suite 100
Huntersville, NC 28078
(704)875-9092

ANALYTICAL RESULTS

Project: WESTSIDE QUICK STOP J22-977-D
Pace Project No.: 92643366

Sample: MW12I **Lab ID: 92643366012** Collected: 12/15/22 14:50 Received: 12/19/22 13:11 Matrix: Water

Parameters	Results	Units	Report Limit	MDL	DF	Prepared	Analyzed	CAS No.	Qual
8011 GCS EDB and DBCP	Analytical Method: EPA 8011 Preparation Method: EPA 8011 Pace Analytical Services - Charlotte								
1,2-Dibromoethane (EDB)	ND	ug/L	0.020	0.0074	1	12/23/22 15:34	12/23/22 22:59	106-93-4	L1
Surrogates									
1-Chloro-2-bromopropane (S)	111	%	60-140		1	12/23/22 15:34	12/23/22 22:59	301-79-56	
8260 MSV	Analytical Method: EPA 8260D Pace Analytical Services - Charlotte								
tert-Amyl Alcohol	ND	ug/L	100	65.6	1		12/27/22 12:10	75-85-4	
tert-Amylmethyl ether	ND	ug/L	10.0	3.0	1		12/27/22 12:10	994-05-8	
Benzene	ND	ug/L	5.0	1.7	1		12/27/22 12:10	71-43-2	
3,3-Dimethyl-1-Butanol	ND	ug/L	100	53.9	1		12/27/22 12:10	624-95-3	
tert-Butyl Alcohol	ND	ug/L	100	91.0	1		12/27/22 12:10	75-65-0	
tert-Butyl Formate	ND	ug/L	50.0	24.1	1		12/27/22 12:10	762-75-4	
1,2-Dichloroethane	ND	ug/L	5.0	2.1	1		12/27/22 12:10	107-06-2	
Diisopropyl ether	ND	ug/L	5.0	3.5	1		12/27/22 12:10	108-20-3	
Ethanol	ND	ug/L	200	144	1		12/27/22 12:10	64-17-5	
Ethylbenzene	ND	ug/L	5.0	1.8	1		12/27/22 12:10	100-41-4	
Ethyl-tert-butyl ether	ND	ug/L	10.0	8.5	1		12/27/22 12:10	637-92-3	
Methyl-tert-butyl ether	ND	ug/L	5.0	3.1	1		12/27/22 12:10	1634-04-4	
Naphthalene	ND	ug/L	5.0	2.1	1		12/27/22 12:10	91-20-3	
Toluene	ND	ug/L	5.0	2.0	1		12/27/22 12:10	108-88-3	
Xylene (Total)	ND	ug/L	5.0	5.0	1		12/27/22 12:10	1330-20-7	
Surrogates									
4-Bromofluorobenzene (S)	100	%	70-130		1		12/27/22 12:10	460-00-4	
1,2-Dichloroethane-d4 (S)	110	%	70-130		1		12/27/22 12:10	17060-07-0	
Toluene-d8 (S)	102	%	70-130		1		12/27/22 12:10	2037-26-5	

REPORT OF LABORATORY ANALYSIS

This report shall not be reproduced, except in full,
without the written consent of Pace Analytical Services, LLC.

Pace Analytical Services, LLC
9800 Kincey Ave. Suite 100
Huntersville, NC 28078
(704)875-9092

ANALYTICAL RESULTS

Project: WESTSIDE QUICK STOP J22-977-D
Pace Project No.: 92643366

Sample: MW14 **Lab ID: 92643366013** Collected: 12/14/22 15:35 Received: 12/19/22 13:11 Matrix: Water

Parameters	Results	Units	Report Limit	MDL	DF	Prepared	Analyzed	CAS No.	Qual
8011 GCS EDB and DBCP	Analytical Method: EPA 8011 Preparation Method: EPA 8011 Pace Analytical Services - Charlotte								
1,2-Dibromoethane (EDB)	ND	ug/L	0.020	0.0075	1	12/23/22 15:34	12/23/22 23:09	106-93-4	L1
Surrogates									
1-Chloro-2-bromopropane (S)	102	%	60-140		1	12/23/22 15:34	12/23/22 23:09	301-79-56	
8260 MSV	Analytical Method: EPA 8260D Pace Analytical Services - Charlotte								
tert-Amyl Alcohol	**654**	ug/L	100	65.6	1		12/27/22 12:47	75-85-4	
tert-Amylmethyl ether	ND	ug/L	10.0	3.0	1		12/27/22 12:47	994-05-8	
Benzene	**90.7**	ug/L	5.0	1.7	1		12/27/22 12:47	71-43-2	
3,3-Dimethyl-1-Butanol	ND	ug/L	100	53.9	1		12/27/22 12:47	624-95-3	
tert-Butyl Alcohol	ND	ug/L	100	91.0	1		12/27/22 12:47	75-65-0	
tert-Butyl Formate	ND	ug/L	50.0	24.1	1		12/27/22 12:47	762-75-4	
1,2-Dichloroethane	ND	ug/L	5.0	2.1	1		12/27/22 12:47	107-06-2	
Diisopropyl ether	ND	ug/L	5.0	3.5	1		12/27/22 12:47	108-20-3	
Ethanol	ND	ug/L	200	144	1		12/27/22 12:47	64-17-5	
Ethylbenzene	ND	ug/L	5.0	1.8	1		12/27/22 12:47	100-41-4	
Ethyl-tert-butyl ether	ND	ug/L	10.0	8.5	1		12/27/22 12:47	637-92-3	
Methyl-tert-butyl ether	ND	ug/L	5.0	3.1	1		12/27/22 12:47	1634-04-4	
Naphthalene	ND	ug/L	5.0	2.1	1		12/27/22 12:47	91-20-3	
Toluene	**8.2**	ug/L	5.0	2.0	1		12/27/22 12:47	108-88-3	
Xylene (Total)	**48.8**	ug/L	5.0	5.0	1		12/27/22 12:47	1330-20-7	
Surrogates									
4-Bromofluorobenzene (S)	101	%	70-130		1		12/27/22 12:47	460-00-4	
1,2-Dichloroethane-d4 (S)	113	%	70-130		1		12/27/22 12:47	17060-07-0	
Toluene-d8 (S)	99	%	70-130		1		12/27/22 12:47	2037-26-5	

REPORT OF LABORATORY ANALYSIS

This report shall not be reproduced, except in full,
without the written consent of Pace Analytical Services, LLC.

Pace Analytical Services, LLC
9800 Kincey Ave. Suite 100
Huntersville, NC 28078
(704)875-9092

ANALYTICAL RESULTS

Project: WESTSIDE QUICK STOP J22-977-D
Pace Project No.: 92643366

Sample: MW14I **Lab ID: 92643366014** Collected: 12/14/22 15:20 Received: 12/19/22 13:11 Matrix: Water

Parameters	Results	Units	Report Limit	MDL	DF	Prepared	Analyzed	CAS No.	Qual
8011 GCS EDB and DBCP	Analytical Method: EPA 8011 Preparation Method: EPA 8011 Pace Analytical Services - Charlotte								
1,2-Dibromoethane (EDB)	ND	ug/L	0.020	0.0074	1	12/23/22 15:34	12/23/22 23:20	106-93-4	L1
Surrogates									
1-Chloro-2-bromopropane (S)	94	%	60-140		1	12/23/22 15:34	12/23/22 23:20	301-79-56	
8260 MSV	Analytical Method: EPA 8260D Pace Analytical Services - Charlotte								
tert-Amyl Alcohol	ND	ug/L	100	65.6	1		12/22/22 17:35	75-85-4	
tert-Amylmethyl ether	ND	ug/L	10.0	3.0	1		12/22/22 17:35	994-05-8	
Benzene	ND	ug/L	5.0	1.7	1		12/22/22 17:35	71-43-2	
3,3-Dimethyl-1-Butanol	ND	ug/L	100	53.9	1		12/22/22 17:35	624-95-3	
tert-Butyl Alcohol	ND	ug/L	100	91.0	1		12/22/22 17:35	75-65-0	
tert-Butyl Formate	ND	ug/L	50.0	24.1	1		12/22/22 17:35	762-75-4	
1,2-Dichloroethane	ND	ug/L	5.0	2.1	1		12/22/22 17:35	107-06-2	
Diisopropyl ether	ND	ug/L	5.0	3.5	1		12/22/22 17:35	108-20-3	
Ethanol	ND	ug/L	200	144	1		12/22/22 17:35	64-17-5	
Ethylbenzene	ND	ug/L	5.0	1.8	1		12/22/22 17:35	100-41-4	
Ethyl-tert-butyl ether	ND	ug/L	10.0	8.5	1		12/22/22 17:35	637-92-3	
Methyl-tert-butyl ether	ND	ug/L	5.0	3.1	1		12/22/22 17:35	1634-04-4	
Naphthalene	ND	ug/L	5.0	2.1	1		12/22/22 17:35	91-20-3	
Toluene	ND	ug/L	5.0	2.0	1		12/22/22 17:35	108-88-3	
Xylene (Total)	ND	ug/L	5.0	5.0	1		12/22/22 17:35	1330-20-7	
Surrogates									
4-Bromofluorobenzene (S)	98	%	70-130		1		12/22/22 17:35	460-00-4	
1,2-Dichloroethane-d4 (S)	107	%	70-130		1		12/22/22 17:35	17060-07-0	
Toluene-d8 (S)	101	%	70-130		1		12/22/22 17:35	2037-26-5	

REPORT OF LABORATORY ANALYSIS

This report shall not be reproduced, except in full,
without the written consent of Pace Analytical Services, LLC.

Pace Analytical Services, LLC
9800 Kincey Ave. Suite 100
Huntersville, NC 28078
(704)875-9092

ANALYTICAL RESULTS

Project: WESTSIDE QUICK STOP J22-977-D
Pace Project No.: 92643366

Sample: MW15 **Lab ID: 92643366015** Collected: 12/14/22 16:30 Received: 12/19/22 13:11 Matrix: Water

Parameters	Results	Units	Report Limit	MDL	DF	Prepared	Analyzed	CAS No.	Qual
8011 GCS EDB and DBCP	Analytical Method: EPA 8011 Preparation Method: EPA 8011 Pace Analytical Services - Charlotte								
1,2-Dibromoethane (EDB)	ND	ug/L	0.020	0.0075	1	12/23/22 15:34	12/23/22 23:31	106-93-4	L1
Surrogates									
1-Chloro-2-bromopropane (S)	104	%	60-140		1	12/23/22 15:34	12/23/22 23:31	301-79-56	
8260 MSV	Analytical Method: EPA 8260D Pace Analytical Services - Charlotte								
tert-Amyl Alcohol	ND	ug/L	100	65.6	1		12/22/22 23:13	75-85-4	
tert-Amylmethyl ether	ND	ug/L	10.0	3.0	1		12/22/22 23:13	994-05-8	
Benzene	ND	ug/L	5.0	1.7	1		12/22/22 23:13	71-43-2	
3,3-Dimethyl-1-Butanol	ND	ug/L	100	53.9	1		12/22/22 23:13	624-95-3	
tert-Butyl Alcohol	ND	ug/L	100	91.0	1		12/22/22 23:13	75-65-0	
tert-Butyl Formate	ND	ug/L	50.0	24.1	1		12/22/22 23:13	762-75-4	
1,2-Dichloroethane	ND	ug/L	5.0	2.1	1		12/22/22 23:13	107-06-2	
Diisopropyl ether	ND	ug/L	5.0	3.5	1		12/22/22 23:13	108-20-3	
Ethanol	ND	ug/L	200	144	1		12/22/22 23:13	64-17-5	
Ethylbenzene	ND	ug/L	5.0	1.8	1		12/22/22 23:13	100-41-4	
Ethyl-tert-butyl ether	ND	ug/L	10.0	8.5	1		12/22/22 23:13	637-92-3	
Methyl-tert-butyl ether	ND	ug/L	5.0	3.1	1		12/22/22 23:13	1634-04-4	
Naphthalene	ND	ug/L	5.0	2.1	1		12/22/22 23:13	91-20-3	
Toluene	ND	ug/L	5.0	2.0	1		12/22/22 23:13	108-88-3	
Xylene (Total)	ND	ug/L	5.0	5.0	1		12/22/22 23:13	1330-20-7	
Surrogates									
4-Bromofluorobenzene (S)	97	%	70-130		1		12/22/22 23:13	460-00-4	
1,2-Dichloroethane-d4 (S)	101	%	70-130		1		12/22/22 23:13	17060-07-0	
Toluene-d8 (S)	104	%	70-130		1		12/22/22 23:13	2037-26-5	

REPORT OF LABORATORY ANALYSIS

This report shall not be reproduced, except in full,
without the written consent of Pace Analytical Services, LLC.

Pace Analytical Services, LLC
9800 Kincey Ave. Suite 100
Huntersville, NC 28078
(704)875-9092

ANALYTICAL RESULTS

Project: WESTSIDE QUICK STOP J22-977-D
Pace Project No.: 92643366

Sample: MW15I **Lab ID: 92643366016** Collected: 12/14/22 16:10 Received: 12/19/22 13:11 Matrix: Water

Parameters	Results	Units	Report Limit	MDL	DF	Prepared	Analyzed	CAS No.	Qual
8011 GCS EDB and DBCP	Analytical Method: EPA 8011 Preparation Method: EPA 8011 Pace Analytical Services - Charlotte								
1,2-Dibromoethane (EDB)	ND	ug/L	0.020	0.0074	1	12/23/22 15:34	12/23/22 23:41	106-93-4	L1
Surrogates									
1-Chloro-2-bromopropane (S)	97	%	60-140		1	12/23/22 15:34	12/23/22 23:41	301-79-56	
8260 MSV	Analytical Method: EPA 8260D Pace Analytical Services - Charlotte								
tert-Amyl Alcohol	ND	ug/L	100	65.6	1		12/22/22 23:31	75-85-4	
tert-Amylmethyl ether	ND	ug/L	10.0	3.0	1		12/22/22 23:31	994-05-8	
Benzene	ND	ug/L	5.0	1.7	1		12/22/22 23:31	71-43-2	
3,3-Dimethyl-1-Butanol	ND	ug/L	100	53.9	1		12/22/22 23:31	624-95-3	
tert-Butyl Alcohol	ND	ug/L	100	91.0	1		12/22/22 23:31	75-65-0	
tert-Butyl Formate	ND	ug/L	50.0	24.1	1		12/22/22 23:31	762-75-4	
1,2-Dichloroethane	ND	ug/L	5.0	2.1	1		12/22/22 23:31	107-06-2	
Diisopropyl ether	ND	ug/L	5.0	3.5	1		12/22/22 23:31	108-20-3	
Ethanol	ND	ug/L	200	144	1		12/22/22 23:31	64-17-5	
Ethylbenzene	ND	ug/L	5.0	1.8	1		12/22/22 23:31	100-41-4	
Ethyl-tert-butyl ether	ND	ug/L	10.0	8.5	1		12/22/22 23:31	637-92-3	
Methyl-tert-butyl ether	ND	ug/L	5.0	3.1	1		12/22/22 23:31	1634-04-4	
Naphthalene	ND	ug/L	5.0	2.1	1		12/22/22 23:31	91-20-3	
Toluene	ND	ug/L	5.0	2.0	1		12/22/22 23:31	108-88-3	
Xylene (Total)	ND	ug/L	5.0	5.0	1		12/22/22 23:31	1330-20-7	
Surrogates									
4-Bromofluorobenzene (S)	97	%	70-130		1		12/22/22 23:31	460-00-4	
1,2-Dichloroethane-d4 (S)	101	%	70-130		1		12/22/22 23:31	17060-07-0	
Toluene-d8 (S)	102	%	70-130		1		12/22/22 23:31	2037-26-5	

REPORT OF LABORATORY ANALYSIS

This report shall not be reproduced, except in full,
without the written consent of Pace Analytical Services, LLC.

Pace Analytical Services, LLC
9800 Kincey Ave. Suite 100
Huntersville, NC 28078
(704)875-9092

ANALYTICAL RESULTS

Project: WESTSIDE QUICK STOP J22-977-D
Pace Project No.: 92643366

Sample: MW16 **Lab ID: 92643366017** Collected: 12/14/22 17:20 Received: 12/19/22 13:11 Matrix: Water

Parameters	Results	Units	Report Limit	MDL	DF	Prepared	Analyzed	CAS No.	Qual
8011 GCS EDB and DBCP	Analytical Method: EPA 8011 Preparation Method: EPA 8011 Pace Analytical Services - Charlotte								
1,2-Dibromoethane (EDB)	ND	ug/L	0.020	0.0075	1	12/23/22 15:34	12/23/22 23:52	106-93-4	L1
Surrogates									
1-Chloro-2-bromopropane (S)	103	%	60-140		1	12/23/22 15:34	12/23/22 23:52	301-79-56	
8260 MSV	Analytical Method: EPA 8260D Pace Analytical Services - Charlotte								
tert-Amyl Alcohol	ND	ug/L	100	65.6	1		12/22/22 23:50	75-85-4	
tert-Amylmethyl ether	ND	ug/L	10.0	3.0	1		12/22/22 23:50	994-05-8	
Benzene	ND	ug/L	5.0	1.7	1		12/22/22 23:50	71-43-2	
3,3-Dimethyl-1-Butanol	ND	ug/L	100	53.9	1		12/22/22 23:50	624-95-3	
tert-Butyl Alcohol	ND	ug/L	100	91.0	1		12/22/22 23:50	75-65-0	
tert-Butyl Formate	ND	ug/L	50.0	24.1	1		12/22/22 23:50	762-75-4	
1,2-Dichloroethane	ND	ug/L	5.0	2.1	1		12/22/22 23:50	107-06-2	
Diisopropyl ether	ND	ug/L	5.0	3.5	1		12/22/22 23:50	108-20-3	
Ethanol	ND	ug/L	200	144	1		12/22/22 23:50	64-17-5	
Ethylbenzene	ND	ug/L	5.0	1.8	1		12/22/22 23:50	100-41-4	
Ethyl-tert-butyl ether	ND	ug/L	10.0	8.5	1		12/22/22 23:50	637-92-3	
Methyl-tert-butyl ether	ND	ug/L	5.0	3.1	1		12/22/22 23:50	1634-04-4	
Naphthalene	ND	ug/L	5.0	2.1	1		12/22/22 23:50	91-20-3	
Toluene	ND	ug/L	5.0	2.0	1		12/22/22 23:50	108-88-3	
Xylene (Total)	ND	ug/L	5.0	5.0	1		12/22/22 23:50	1330-20-7	
Surrogates									
4-Bromofluorobenzene (S)	98	%	70-130		1		12/22/22 23:50	460-00-4	
1,2-Dichloroethane-d4 (S)	102	%	70-130		1		12/22/22 23:50	17060-07-0	
Toluene-d8 (S)	102	%	70-130		1		12/22/22 23:50	2037-26-5	

REPORT OF LABORATORY ANALYSIS

This report shall not be reproduced, except in full,
without the written consent of Pace Analytical Services, LLC.

Pace Analytical Services, LLC
9800 Kincey Ave. Suite 100
Huntersville, NC 28078
(704)875-9092

ANALYTICAL RESULTS

Project: WESTSIDE QUICK STOP J22-977-D
Pace Project No.: 92643366

Sample: MW16I **Lab ID: 92643366018** Collected: 12/14/22 17:00 Received: 12/19/22 13:11 Matrix: Water

Parameters	Results	Units	Report Limit	MDL	DF	Prepared	Analyzed	CAS No.	Qual
8011 GCS EDB and DBCP	Analytical Method: EPA 8011 Preparation Method: EPA 8011 Pace Analytical Services - Charlotte								
1,2-Dibromoethane (EDB)	ND	ug/L	0.020	0.0075	1	12/23/22 15:34	12/24/22 00:02	106-93-4	L1
Surrogates									
1-Chloro-2-bromopropane (S)	108	%	60-140		1	12/23/22 15:34	12/24/22 00:02	301-79-56	
8260 MSV	Analytical Method: EPA 8260D Pace Analytical Services - Charlotte								
tert-Amyl Alcohol	ND	ug/L	100	65.6	1		12/23/22 00:08	75-85-4	
tert-Amylmethyl ether	ND	ug/L	10.0	3.0	1		12/23/22 00:08	994-05-8	
Benzene	ND	ug/L	5.0	1.7	1		12/23/22 00:08	71-43-2	
3,3-Dimethyl-1-Butanol	ND	ug/L	100	53.9	1		12/23/22 00:08	624-95-3	
tert-Butyl Alcohol	ND	ug/L	100	91.0	1		12/23/22 00:08	75-65-0	
tert-Butyl Formate	ND	ug/L	50.0	24.1	1		12/23/22 00:08	762-75-4	
1,2-Dichloroethane	ND	ug/L	5.0	2.1	1		12/23/22 00:08	107-06-2	
Diisopropyl ether	ND	ug/L	5.0	3.5	1		12/23/22 00:08	108-20-3	
Ethanol	ND	ug/L	200	144	1		12/23/22 00:08	64-17-5	
Ethylbenzene	ND	ug/L	5.0	1.8	1		12/23/22 00:08	100-41-4	
Ethyl-tert-butyl ether	ND	ug/L	10.0	8.5	1		12/23/22 00:08	637-92-3	
Methyl-tert-butyl ether	ND	ug/L	5.0	3.1	1		12/23/22 00:08	1634-04-4	
Naphthalene	ND	ug/L	5.0	2.1	1		12/23/22 00:08	91-20-3	
Toluene	ND	ug/L	5.0	2.0	1		12/23/22 00:08	108-88-3	
Xylene (Total)	ND	ug/L	5.0	5.0	1		12/23/22 00:08	1330-20-7	
Surrogates									
4-Bromofluorobenzene (S)	98	%	70-130		1		12/23/22 00:08	460-00-4	
1,2-Dichloroethane-d4 (S)	100	%	70-130		1		12/23/22 00:08	17060-07-0	
Toluene-d8 (S)	102	%	70-130		1		12/23/22 00:08	2037-26-5	

REPORT OF LABORATORY ANALYSIS

This report shall not be reproduced, except in full,
without the written consent of Pace Analytical Services, LLC.

Pace Analytical Services, LLC
9800 Kincey Ave. Suite 100
Huntersville, NC 28078
(704)875-9092

ANALYTICAL RESULTS

Project: WESTSIDE QUICK STOP J22-977-D
Pace Project No.: 92643366

Sample: MW17 **Lab ID: 92643366019** Collected: 12/15/22 11:10 Received: 12/19/22 13:11 Matrix: Water

Parameters	Results	Units	Report Limit	MDL	DF	Prepared	Analyzed	CAS No.	Qual
8011 GCS EDB and DBCP	Analytical Method: EPA 8011 Preparation Method: EPA 8011 Pace Analytical Services - Charlotte								
1,2-Dibromoethane (EDB)	ND	ug/L	0.020	0.0075	1	12/23/22 15:34	12/24/22 00:13	106-93-4	L1
Surrogates									
1-Chloro-2-bromopropane (S)	101	%	60-140		1	12/23/22 15:34	12/24/22 00:13	301-79-56	
8260 MSV	Analytical Method: EPA 8260D Pace Analytical Services - Charlotte								
tert-Amyl Alcohol	ND	ug/L	100	65.6	1		12/23/22 00:26	75-85-4	
tert-Amylmethyl ether	ND	ug/L	10.0	3.0	1		12/23/22 00:26	994-05-8	
Benzene	ND	ug/L	5.0	1.7	1		12/23/22 00:26	71-43-2	
3,3-Dimethyl-1-Butanol	ND	ug/L	100	53.9	1		12/23/22 00:26	624-95-3	
tert-Butyl Alcohol	ND	ug/L	100	91.0	1		12/23/22 00:26	75-65-0	
tert-Butyl Formate	ND	ug/L	50.0	24.1	1		12/23/22 00:26	762-75-4	
1,2-Dichloroethane	ND	ug/L	5.0	2.1	1		12/23/22 00:26	107-06-2	
Diisopropyl ether	ND	ug/L	5.0	3.5	1		12/23/22 00:26	108-20-3	
Ethanol	ND	ug/L	200	144	1		12/23/22 00:26	64-17-5	
Ethylbenzene	ND	ug/L	5.0	1.8	1		12/23/22 00:26	100-41-4	
Ethyl-tert-butyl ether	ND	ug/L	10.0	8.5	1		12/23/22 00:26	637-92-3	
Methyl-tert-butyl ether	ND	ug/L	5.0	3.1	1		12/23/22 00:26	1634-04-4	
Naphthalene	ND	ug/L	5.0	2.1	1		12/23/22 00:26	91-20-3	
Toluene	ND	ug/L	5.0	2.0	1		12/23/22 00:26	108-88-3	
Xylene (Total)	ND	ug/L	5.0	5.0	1		12/23/22 00:26	1330-20-7	
Surrogates									
4-Bromofluorobenzene (S)	99	%	70-130		1		12/23/22 00:26	460-00-4	
1,2-Dichloroethane-d4 (S)	102	%	70-130		1		12/23/22 00:26	17060-07-0	
Toluene-d8 (S)	103	%	70-130		1		12/23/22 00:26	2037-26-5	

REPORT OF LABORATORY ANALYSIS

This report shall not be reproduced, except in full,
without the written consent of Pace Analytical Services, LLC.

Pace Analytical Services, LLC
9800 Kincey Ave. Suite 100
Huntersville, NC 28078
(704)875-9092

ANALYTICAL RESULTS

Project: WESTSIDE QUICK STOP J22-977-D
Pace Project No.: 92643366

Sample: MW17I **Lab ID: 92643366020** Collected: 12/15/22 10:50 Received: 12/19/22 13:11 Matrix: Water

Parameters	Results	Units	Report Limit	MDL	DF	Prepared	Analyzed	CAS No.	Qual
8011 GCS EDB and DBCP	Analytical Method: EPA 8011 Preparation Method: EPA 8011 Pace Analytical Services - Charlotte								
1,2-Dibromoethane (EDB)	ND	ug/L	0.020	0.0074	1	12/23/22 15:34	12/24/22 00:23	106-93-4	L1
Surrogates									
1-Chloro-2-bromopropane (S)	96	%	60-140		1	12/23/22 15:34	12/24/22 00:23	301-79-56	
8260 MSV	Analytical Method: EPA 8260D Pace Analytical Services - Charlotte								
tert-Amyl Alcohol	ND	ug/L	100	65.6	1		12/23/22 00:44	75-85-4	
tert-Amylmethyl ether	ND	ug/L	10.0	3.0	1		12/23/22 00:44	994-05-8	
Benzene	ND	ug/L	5.0	1.7	1		12/23/22 00:44	71-43-2	
3,3-Dimethyl-1-Butanol	ND	ug/L	100	53.9	1		12/23/22 00:44	624-95-3	
tert-Butyl Alcohol	ND	ug/L	100	91.0	1		12/23/22 00:44	75-65-0	
tert-Butyl Formate	ND	ug/L	50.0	24.1	1		12/23/22 00:44	762-75-4	
1,2-Dichloroethane	ND	ug/L	5.0	2.1	1		12/23/22 00:44	107-06-2	
Diisopropyl ether	ND	ug/L	5.0	3.5	1		12/23/22 00:44	108-20-3	
Ethanol	ND	ug/L	200	144	1		12/23/22 00:44	64-17-5	
Ethylbenzene	ND	ug/L	5.0	1.8	1		12/23/22 00:44	100-41-4	
Ethyl-tert-butyl ether	ND	ug/L	10.0	8.5	1		12/23/22 00:44	637-92-3	
Methyl-tert-butyl ether	ND	ug/L	5.0	3.1	1		12/23/22 00:44	1634-04-4	
Naphthalene	ND	ug/L	5.0	2.1	1		12/23/22 00:44	91-20-3	
Toluene	ND	ug/L	5.0	2.0	1		12/23/22 00:44	108-88-3	
Xylene (Total)	ND	ug/L	5.0	5.0	1		12/23/22 00:44	1330-20-7	
Surrogates									
4-Bromofluorobenzene (S)	97	%	70-130		1		12/23/22 00:44	460-00-4	
1,2-Dichloroethane-d4 (S)	98	%	70-130		1		12/23/22 00:44	17060-07-0	
Toluene-d8 (S)	104	%	70-130		1		12/23/22 00:44	2037-26-5	

REPORT OF LABORATORY ANALYSIS

This report shall not be reproduced, except in full,
without the written consent of Pace Analytical Services, LLC.

Pace Analytical Services, LLC
9800 Kincey Ave. Suite 100
Huntersville, NC 28078
(704)875-9092

ANALYTICAL RESULTS

Project: WESTSIDE QUICK STOP J22-977-D
Pace Project No.: 92643366

Sample: MW19 **Lab ID: 92643366021** Collected: 12/14/22 13:35 Received: 12/19/22 13:11 Matrix: Water

Parameters	Results	Units	Report Limit	MDL	DF	Prepared	Analyzed	CAS No.	Qual
8011 GCS EDB and DBCP	Analytical Method: EPA 8011 Preparation Method: EPA 8011 Pace Analytical Services - Charlotte								
1,2-Dibromoethane (EDB)	ND	ug/L	0.020	0.0076	1	12/23/22 15:34	12/23/22 16:58	106-93-4	
Surrogates									
1-Chloro-2-bromopropane (S)	129	%	60-140		1	12/23/22 15:34	12/23/22 16:58	301-79-56	
8260 MSV	Analytical Method: EPA 8260D Pace Analytical Services - Charlotte								
tert-Amyl Alcohol	ND	ug/L	100	65.6	1		12/23/22 01:02	75-85-4	
tert-Amylmethyl ether	ND	ug/L	10.0	3.0	1		12/23/22 01:02	994-05-8	
Benzene	ND	ug/L	5.0	1.7	1		12/23/22 01:02	71-43-2	
3,3-Dimethyl-1-Butanol	ND	ug/L	100	53.9	1		12/23/22 01:02	624-95-3	
tert-Butyl Alcohol	ND	ug/L	100	91.0	1		12/23/22 01:02	75-65-0	
tert-Butyl Formate	ND	ug/L	50.0	24.1	1		12/23/22 01:02	762-75-4	
1,2-Dichloroethane	ND	ug/L	5.0	2.1	1		12/23/22 01:02	107-06-2	
Diisopropyl ether	ND	ug/L	5.0	3.5	1		12/23/22 01:02	108-20-3	
Ethanol	ND	ug/L	200	144	1		12/23/22 01:02	64-17-5	
Ethylbenzene	ND	ug/L	5.0	1.8	1		12/23/22 01:02	100-41-4	
Ethyl-tert-butyl ether	ND	ug/L	10.0	8.5	1		12/23/22 01:02	637-92-3	
Methyl-tert-butyl ether	ND	ug/L	5.0	3.1	1		12/23/22 01:02	1634-04-4	
Naphthalene	ND	ug/L	5.0	2.1	1		12/23/22 01:02	91-20-3	
Toluene	ND	ug/L	5.0	2.0	1		12/23/22 01:02	108-88-3	
Xylene (Total)	ND	ug/L	5.0	5.0	1		12/23/22 01:02	1330-20-7	
Surrogates									
4-Bromofluorobenzene (S)	97	%	70-130		1		12/23/22 01:02	460-00-4	
1,2-Dichloroethane-d4 (S)	101	%	70-130		1		12/23/22 01:02	17060-07-0	
Toluene-d8 (S)	103	%	70-130		1		12/23/22 01:02	2037-26-5	

REPORT OF LABORATORY ANALYSIS

This report shall not be reproduced, except in full,
without the written consent of Pace Analytical Services, LLC.

Pace Analytical Services, LLC
9800 Kincey Ave. Suite 100
Huntersville, NC 28078
(704)875-9092

ANALYTICAL RESULTS

Project: WESTSIDE QUICK STOP J22-977-D
Pace Project No.: 92643366

Sample: MW20 **Lab ID: 92643366022** Collected: 12/14/22 14:10 Received: 12/19/22 13:11 Matrix: Water

Parameters	Results	Units	Report Limit	MDL	DF	Prepared	Analyzed	CAS No.	Qual
8011 GCS EDB and DBCP	Analytical Method: EPA 8011 Preparation Method: EPA 8011 Pace Analytical Services - Charlotte								
1,2-Dibromoethane (EDB)	ND	ug/L	0.020	0.0075	1	12/23/22 15:34	12/23/22 17:19	106-93-4	M1
Surrogates									
1-Chloro-2-bromopropane (S)	97	%	60-140		1	12/23/22 15:34	12/23/22 17:19	301-79-56	
8260 MSV	Analytical Method: EPA 8260D Pace Analytical Services - Charlotte								
tert-Amyl Alcohol	**11800**	ug/L	400	262	4		12/27/22 13:05	75-85-4	
tert-Amylmethyl ether	ND	ug/L	40.0	12.2	4		12/27/22 13:05	994-05-8	
Benzene	**408**	ug/L	20.0	7.0	4		12/27/22 13:05	71-43-2	
3,3-Dimethyl-1-Butanol	ND	ug/L	400	216	4		12/27/22 13:05	624-95-3	
tert-Butyl Alcohol	**599**	ug/L	400	364	4		12/27/22 13:05	75-65-0	
tert-Butyl Formate	ND	ug/L	200	96.4	4		12/27/22 13:05	762-75-4	
1,2-Dichloroethane	ND	ug/L	20.0	8.2	4		12/27/22 13:05	107-06-2	
Diisopropyl ether	**209**	ug/L	20.0	14.0	4		12/27/22 13:05	108-20-3	
Ethanol	ND	ug/L	800	576	4		12/27/22 13:05	64-17-5	
Ethylbenzene	**165**	ug/L	20.0	7.4	4		12/27/22 13:05	100-41-4	
Ethyl-tert-butyl ether	ND	ug/L	40.0	33.8	4		12/27/22 13:05	637-92-3	
Methyl-tert-butyl ether	**34.5**	ug/L	20.0	12.4	4		12/27/22 13:05	1634-04-4	
Naphthalene	**14.4J**	ug/L	20.0	8.4	4		12/27/22 13:05	91-20-3	
Toluene	**55.1**	ug/L	20.0	8.0	4		12/27/22 13:05	108-88-3	
Xylene (Total)	**40.6**	ug/L	20.0	20.0	4		12/27/22 13:05	1330-20-7	
Surrogates									
4-Bromofluorobenzene (S)	100	%	70-130		4		12/27/22 13:05	460-00-4	
1,2-Dichloroethane-d4 (S)	110	%	70-130		4		12/27/22 13:05	17060-07-0	
Toluene-d8 (S)	99	%	70-130		4		12/27/22 13:05	2037-26-5	

REPORT OF LABORATORY ANALYSIS

This report shall not be reproduced, except in full,
without the written consent of Pace Analytical Services, LLC.

Pace Analytical Services, LLC
9800 Kincey Ave. Suite 100
Huntersville, NC 28078
(704)875-9092

ANALYTICAL RESULTS

Project: WESTSIDE QUICK STOP J22-977-D
Pace Project No.: 92643366

Sample: MW22 **Lab ID: 92643366023** Collected: 12/15/22 14:10 Received: 12/19/22 13:11 Matrix: Water

Parameters	Results	Units	Report Limit	MDL	DF	Prepared	Analyzed	CAS No.	Qual
8011 GCS EDB and DBCP	Analytical Method: EPA 8011 Preparation Method: EPA 8011 Pace Analytical Services - Charlotte								
1,2-Dibromoethane (EDB)	ND	ug/L	0.020	0.0076	1	12/23/22 15:34	12/23/22 17:51	106-93-4	
Surrogates									
1-Chloro-2-bromopropane (S)	108	%	60-140		1	12/23/22 15:34	12/23/22 17:51	301-79-56	
8260 MSV	Analytical Method: EPA 8260D Pace Analytical Services - Charlotte								
tert-Amyl Alcohol	ND	ug/L	100	65.6	1		12/23/22 01:21	75-85-4	
tert-Amylmethyl ether	ND	ug/L	10.0	3.0	1		12/23/22 01:21	994-05-8	
Benzene	ND	ug/L	5.0	1.7	1		12/23/22 01:21	71-43-2	
3,3-Dimethyl-1-Butanol	ND	ug/L	100	53.9	1		12/23/22 01:21	624-95-3	
tert-Butyl Alcohol	ND	ug/L	100	91.0	1		12/23/22 01:21	75-65-0	
tert-Butyl Formate	ND	ug/L	50.0	24.1	1		12/23/22 01:21	762-75-4	
1,2-Dichloroethane	ND	ug/L	5.0	2.1	1		12/23/22 01:21	107-06-2	
Diisopropyl ether	ND	ug/L	5.0	3.5	1		12/23/22 01:21	108-20-3	
Ethanol	ND	ug/L	200	144	1		12/23/22 01:21	64-17-5	
Ethylbenzene	ND	ug/L	5.0	1.8	1		12/23/22 01:21	100-41-4	
Ethyl-tert-butyl ether	ND	ug/L	10.0	8.5	1		12/23/22 01:21	637-92-3	
Methyl-tert-butyl ether	ND	ug/L	5.0	3.1	1		12/23/22 01:21	1634-04-4	
Naphthalene	ND	ug/L	5.0	2.1	1		12/23/22 01:21	91-20-3	
Toluene	ND	ug/L	5.0	2.0	1		12/23/22 01:21	108-88-3	
Xylene (Total)	ND	ug/L	5.0	5.0	1		12/23/22 01:21	1330-20-7	
Surrogates									
4-Bromofluorobenzene (S)	96	%	70-130		1		12/23/22 01:21	460-00-4	
1,2-Dichloroethane-d4 (S)	101	%	70-130		1		12/23/22 01:21	17060-07-0	
Toluene-d8 (S)	104	%	70-130		1		12/23/22 01:21	2037-26-5	

REPORT OF LABORATORY ANALYSIS

This report shall not be reproduced, except in full,
without the written consent of Pace Analytical Services, LLC.

Pace Analytical Services, LLC
9800 Kincey Ave. Suite 100
Huntersville, NC 28078
(704)875-9092

ANALYTICAL RESULTS

Project: WESTSIDE QUICK STOP J22-977-D
Pace Project No.: 92643366

Sample: MW22I **Lab ID: 92643366024** Collected: 12/15/22 14:00 Received: 12/19/22 13:11 Matrix: Water

Parameters	Results	Units	Report Limit	MDL	DF	Prepared	Analyzed	CAS No.	Qual
8011 GCS EDB and DBCP	Analytical Method: EPA 8011 Preparation Method: EPA 8011 Pace Analytical Services - Charlotte								
1,2-Dibromoethane (EDB)	ND	ug/L	0.020	0.0075	1	12/23/22 15:34	12/23/22 18:02	106-93-4	
Surrogates									
1-Chloro-2-bromopropane (S)	109	%	60-140		1	12/23/22 15:34	12/23/22 18:02	301-79-56	
8260 MSV	Analytical Method: EPA 8260D Pace Analytical Services - Charlotte								
tert-Amyl Alcohol	ND	ug/L	100	65.6	1		12/23/22 01:39	75-85-4	
tert-Amylmethyl ether	ND	ug/L	10.0	3.0	1		12/23/22 01:39	994-05-8	
Benzene	ND	ug/L	5.0	1.7	1		12/23/22 01:39	71-43-2	
3,3-Dimethyl-1-Butanol	ND	ug/L	100	53.9	1		12/23/22 01:39	624-95-3	
tert-Butyl Alcohol	ND	ug/L	100	91.0	1		12/23/22 01:39	75-65-0	
tert-Butyl Formate	ND	ug/L	50.0	24.1	1		12/23/22 01:39	762-75-4	
1,2-Dichloroethane	ND	ug/L	5.0	2.1	1		12/23/22 01:39	107-06-2	
Diisopropyl ether	ND	ug/L	5.0	3.5	1		12/23/22 01:39	108-20-3	
Ethanol	ND	ug/L	200	144	1		12/23/22 01:39	64-17-5	
Ethylbenzene	ND	ug/L	5.0	1.8	1		12/23/22 01:39	100-41-4	
Ethyl-tert-butyl ether	ND	ug/L	10.0	8.5	1		12/23/22 01:39	637-92-3	
Methyl-tert-butyl ether	ND	ug/L	5.0	3.1	1		12/23/22 01:39	1634-04-4	
Naphthalene	ND	ug/L	5.0	2.1	1		12/23/22 01:39	91-20-3	
Toluene	ND	ug/L	5.0	2.0	1		12/23/22 01:39	108-88-3	
Xylene (Total)	ND	ug/L	5.0	5.0	1		12/23/22 01:39	1330-20-7	
Surrogates									
4-Bromofluorobenzene (S)	97	%	70-130		1		12/23/22 01:39	460-00-4	
1,2-Dichloroethane-d4 (S)	99	%	70-130		1		12/23/22 01:39	17060-07-0	
Toluene-d8 (S)	103	%	70-130		1		12/23/22 01:39	2037-26-5	

REPORT OF LABORATORY ANALYSIS

This report shall not be reproduced, except in full,
without the written consent of Pace Analytical Services, LLC.

Pace Analytical Services, LLC
9800 Kincey Ave. Suite 100
Huntersville, NC 28078
(704)875-9092

ANALYTICAL RESULTS

Project: WESTSIDE QUICK STOP J22-977-D
Pace Project No.: 92643366

Sample: MW23 **Lab ID: 92643366025** Collected: 12/14/22 12:25 Received: 12/19/22 13:11 Matrix: Water

Parameters	Results	Units	Report Limit	MDL	DF	Prepared	Analyzed	CAS No.	Qual
8011 GCS EDB and DBCP	Analytical Method: EPA 8011 Preparation Method: EPA 8011 Pace Analytical Services - Charlotte								
1,2-Dibromoethane (EDB)	ND	ug/L	0.021	0.0077	1	12/23/22 15:34	12/23/22 18:12	106-93-4	
Surrogates									
1-Chloro-2-bromopropane (S)	101	%	60-140		1	12/23/22 15:34	12/23/22 18:12	301-79-56	
8260 MSV	Analytical Method: EPA 8260D Pace Analytical Services - Charlotte								
tert-Amyl Alcohol	**302**	ug/L	100	65.6	1		12/22/22 02:34	75-85-4	
tert-Amylmethyl ether	ND	ug/L	10.0	3.0	1		12/22/22 02:34	994-05-8	
Benzene	ND	ug/L	5.0	1.7	1		12/22/22 02:34	71-43-2	
3,3-Dimethyl-1-Butanol	ND	ug/L	100	53.9	1		12/22/22 02:34	624-95-3	
tert-Butyl Alcohol	ND	ug/L	100	91.0	1		12/22/22 02:34	75-65-0	
tert-Butyl Formate	ND	ug/L	50.0	24.1	1		12/22/22 02:34	762-75-4	
1,2-Dichloroethane	ND	ug/L	5.0	2.1	1		12/22/22 02:34	107-06-2	
Diisopropyl ether	**9.6**	ug/L	5.0	3.5	1		12/22/22 02:34	108-20-3	
Ethanol	ND	ug/L	200	144	1		12/22/22 02:34	64-17-5	
Ethylbenzene	ND	ug/L	5.0	1.8	1		12/22/22 02:34	100-41-4	
Ethyl-tert-butyl ether	ND	ug/L	10.0	8.5	1		12/22/22 02:34	637-92-3	
Methyl-tert-butyl ether	**9.4**	ug/L	5.0	3.1	1		12/22/22 02:34	1634-04-4	
Naphthalene	ND	ug/L	5.0	2.1	1		12/22/22 02:34	91-20-3	
Toluene	ND	ug/L	5.0	2.0	1		12/22/22 02:34	108-88-3	
Xylene (Total)	ND	ug/L	5.0	5.0	1		12/22/22 02:34	1330-20-7	
Surrogates									
4-Bromofluorobenzene (S)	99	%	70-130		1		12/22/22 02:34	460-00-4	
1,2-Dichloroethane-d4 (S)	101	%	70-130		1		12/22/22 02:34	17060-07-0	
Toluene-d8 (S)	99	%	70-130		1		12/22/22 02:34	2037-26-5	

REPORT OF LABORATORY ANALYSIS

This report shall not be reproduced, except in full,
without the written consent of Pace Analytical Services, LLC.

Pace Analytical Services, LLC
9800 Kincey Ave. Suite 100
Huntersville, NC 28078
(704)875-9092

ANALYTICAL RESULTS

Project: WESTSIDE QUICK STOP J22-977-D
Pace Project No.: 92643366

Sample: MW23I **Lab ID: 92643366026** Collected: 12/14/22 11:50 Received: 12/19/22 13:11 Matrix: Water

Parameters	Results	Units	Report Limit	MDL	DF	Prepared	Analyzed	CAS No.	Qual
8011 GCS EDB and DBCP	Analytical Method: EPA 8011 Preparation Method: EPA 8011 Pace Analytical Services - Charlotte								
1,2-Dibromoethane (EDB)	ND	ug/L	0.020	0.0076	1	12/23/22 15:34	12/23/22 18:23	106-93-4	
Surrogates									
1-Chloro-2-bromopropane (S)	116	%	60-140		1	12/23/22 15:34	12/23/22 18:23	301-79-56	
8260 MSV	Analytical Method: EPA 8260D Pace Analytical Services - Charlotte								
tert-Amyl Alcohol	**29300**	ug/L	2000	1310	20		12/24/22 07:39	75-85-4	M1
tert-Amylmethyl ether	ND	ug/L	200	60.8	20		12/24/22 07:39	994-05-8	
Benzene	**2180**	ug/L	100	34.8	20		12/24/22 07:39	71-43-2	M1
3,3-Dimethyl-1-Butanol	ND	ug/L	2000	1080	20		12/24/22 07:39	624-95-3	
tert-Butyl Alcohol	ND	ug/L	2000	1820	20		12/24/22 07:39	75-65-0	
tert-Butyl Formate	ND	ug/L	1000	482	20		12/24/22 07:39	762-75-4	
1,2-Dichloroethane	ND	ug/L	100	41.2	20		12/24/22 07:39	107-06-2	
Diisopropyl ether	**687**	ug/L	100	69.8	20		12/24/22 07:39	108-20-3	
Ethanol	ND	ug/L	4000	2880	20		12/24/22 07:39	64-17-5	
Ethylbenzene	**276**	ug/L	100	36.8	20		12/24/22 07:39	100-41-4	
Ethyl-tert-butyl ether	ND	ug/L	200	169	20		12/24/22 07:39	637-92-3	
Methyl-tert-butyl ether	**516**	ug/L	100	62.0	20		12/24/22 07:39	1634-04-4	
Naphthalene	**347**	ug/L	100	41.8	20		12/24/22 07:39	91-20-3	
Toluene	ND	ug/L	100	40.2	20		12/24/22 07:39	108-88-3	
Xylene (Total)	ND	ug/L	100	100	20		12/24/22 07:39	1330-20-7	
Surrogates									
4-Bromofluorobenzene (S)	98	%	70-130		20		12/24/22 07:39	460-00-4	
1,2-Dichloroethane-d4 (S)	105	%	70-130		20		12/24/22 07:39	17060-07-0	
Toluene-d8 (S)	99	%	70-130		20		12/24/22 07:39	2037-26-5	

REPORT OF LABORATORY ANALYSIS

This report shall not be reproduced, except in full,
without the written consent of Pace Analytical Services, LLC.

Pace Analytical Services, LLC
9800 Kincey Ave. Suite 100
Huntersville, NC 28078
(704)875-9092

ANALYTICAL RESULTS

Project: WESTSIDE QUICK STOP J22-977-D
Pace Project No.: 92643366

Sample: MW25 **Lab ID: 92643366027** Collected: 12/15/22 10:05 Received: 12/19/22 13:11 Matrix: Water

Parameters	Results	Units	Report Limit	MDL	DF	Prepared	Analyzed	CAS No.	Qual
8011 GCS EDB and DBCP	Analytical Method: EPA 8011 Preparation Method: EPA 8011 Pace Analytical Services - Charlotte								
1,2-Dibromoethane (EDB)	ND	ug/L	0.020	0.0075	1	12/23/22 15:34	12/23/22 18:34	106-93-4	
Surrogates									
1-Chloro-2-bromopropane (S)	96	%	60-140		1	12/23/22 15:34	12/23/22 18:34	301-79-56	
8260 MSV	Analytical Method: EPA 8260D Pace Analytical Services - Charlotte								
tert-Amyl Alcohol	**1070**	ug/L	500	328	5		12/27/22 13:23	75-85-4	
tert-Amylmethyl ether	ND	ug/L	50.0	15.2	5		12/27/22 13:23	994-05-8	
Benzene	**672**	ug/L	25.0	8.7	5		12/27/22 13:23	71-43-2	
3,3-Dimethyl-1-Butanol	ND	ug/L	500	270	5		12/27/22 13:23	624-95-3	
tert-Butyl Alcohol	ND	ug/L	500	455	5		12/27/22 13:23	75-65-0	
tert-Butyl Formate	ND	ug/L	250	120	5		12/27/22 13:23	762-75-4	
1,2-Dichloroethane	ND	ug/L	25.0	10.3	5		12/27/22 13:23	107-06-2	
Diisopropyl ether	ND	ug/L	25.0	17.4	5		12/27/22 13:23	108-20-3	
Ethanol	ND	ug/L	1000	720	5		12/27/22 13:23	64-17-5	
Ethylbenzene	ND	ug/L	25.0	9.2	5		12/27/22 13:23	100-41-4	
Ethyl-tert-butyl ether	ND	ug/L	50.0	42.3	5		12/27/22 13:23	637-92-3	
Methyl-tert-butyl ether	**948**	ug/L	25.0	15.5	5		12/27/22 13:23	1634-04-4	
Naphthalene	ND	ug/L	25.0	10.4	5		12/27/22 13:23	91-20-3	
Toluene	ND	ug/L	25.0	10.0	5		12/27/22 13:23	108-88-3	
Xylene (Total)	**32.7**	ug/L	25.0	25.0	5		12/27/22 13:23	1330-20-7	
Surrogates									
4-Bromofluorobenzene (S)	99	%	70-130		5		12/27/22 13:23	460-00-4	
1,2-Dichloroethane-d4 (S)	109	%	70-130		5		12/27/22 13:23	17060-07-0	
Toluene-d8 (S)	99	%	70-130		5		12/27/22 13:23	2037-26-5	

REPORT OF LABORATORY ANALYSIS

This report shall not be reproduced, except in full,
without the written consent of Pace Analytical Services, LLC.

Pace Analytical Services, LLC
9800 Kincey Ave. Suite 100
Huntersville, NC 28078
(704)875-9092

ANALYTICAL RESULTS

Project: WESTSIDE QUICK STOP J22-977-D
Pace Project No.: 92643366

Sample: MW26 **Lab ID: 92643366028** Collected: 12/15/22 16:00 Received: 12/19/22 13:11 Matrix: Water

Parameters	Results	Units	Report Limit	MDL	DF	Prepared	Analyzed	CAS No.	Qual
8011 GCS EDB and DBCP	Analytical Method: EPA 8011 Preparation Method: EPA 8011 Pace Analytical Services - Charlotte								
1,2-Dibromoethane (EDB)	ND	ug/L	0.021	0.0078	1	12/23/22 15:34	12/23/22 18:44	106-93-4	
Surrogates									
1-Chloro-2-bromopropane (S)	111	%	60-140		1	12/23/22 15:34	12/23/22 18:44	301-79-56	
8260 MSV	Analytical Method: EPA 8260D Pace Analytical Services - Charlotte								
tert-Amyl Alcohol	ND	ug/L	100	65.6	1		12/23/22 01:57	75-85-4	
tert-Amylmethyl ether	ND	ug/L	10.0	3.0	1		12/23/22 01:57	994-05-8	
Benzene	ND	ug/L	5.0	1.7	1		12/23/22 01:57	71-43-2	
3,3-Dimethyl-1-Butanol	ND	ug/L	100	53.9	1		12/23/22 01:57	624-95-3	
tert-Butyl Alcohol	ND	ug/L	100	91.0	1		12/23/22 01:57	75-65-0	
tert-Butyl Formate	ND	ug/L	50.0	24.1	1		12/23/22 01:57	762-75-4	
1,2-Dichloroethane	ND	ug/L	5.0	2.1	1		12/23/22 01:57	107-06-2	
Diisopropyl ether	ND	ug/L	5.0	3.5	1		12/23/22 01:57	108-20-3	
Ethanol	ND	ug/L	200	144	1		12/23/22 01:57	64-17-5	
Ethylbenzene	ND	ug/L	5.0	1.8	1		12/23/22 01:57	100-41-4	
Ethyl-tert-butyl ether	ND	ug/L	10.0	8.5	1		12/23/22 01:57	637-92-3	
Methyl-tert-butyl ether	ND	ug/L	5.0	3.1	1		12/23/22 01:57	1634-04-4	
Naphthalene	ND	ug/L	5.0	2.1	1		12/23/22 01:57	91-20-3	
Toluene	ND	ug/L	5.0	2.0	1		12/23/22 01:57	108-88-3	
Xylene (Total)	ND	ug/L	5.0	5.0	1		12/23/22 01:57	1330-20-7	
Surrogates									
4-Bromofluorobenzene (S)	98	%	70-130		1		12/23/22 01:57	460-00-4	
1,2-Dichloroethane-d4 (S)	101	%	70-130		1		12/23/22 01:57	17060-07-0	
Toluene-d8 (S)	103	%	70-130		1		12/23/22 01:57	2037-26-5	

REPORT OF LABORATORY ANALYSIS

This report shall not be reproduced, except in full,
without the written consent of Pace Analytical Services, LLC.

Pace Analytical Services, LLC
9800 Kincey Ave. Suite 100
Huntersville, NC 28078
(704)875-9092

ANALYTICAL RESULTS

Project: WESTSIDE QUICK STOP J22-977-D
Pace Project No.: 92643366

Sample: MW26I **Lab ID: 92643366029** Collected: 12/15/22 15:40 Received: 12/19/22 13:11 Matrix: Water

Parameters	Results	Units	Report Limit	MDL	DF	Prepared	Analyzed	CAS No.	Qual
8011 GCS EDB and DBCP	Analytical Method: EPA 8011 Preparation Method: EPA 8011 Pace Analytical Services - Charlotte								
1,2-Dibromoethane (EDB)	ND	ug/L	0.020	0.0076	1	12/23/22 15:34	12/23/22 18:55	106-93-4	
Surrogates									
1-Chloro-2-bromopropane (S)	106	%	60-140		1	12/23/22 15:34	12/23/22 18:55	301-79-56	
8260 MSV	Analytical Method: EPA 8260D Pace Analytical Services - Charlotte								
tert-Amyl Alcohol	ND	ug/L	100	65.6	1		12/22/22 02:52	75-85-4	
tert-Amylmethyl ether	ND	ug/L	10.0	3.0	1		12/22/22 02:52	994-05-8	
Benzene	ND	ug/L	5.0	1.7	1		12/22/22 02:52	71-43-2	
3,3-Dimethyl-1-Butanol	ND	ug/L	100	53.9	1		12/22/22 02:52	624-95-3	
tert-Butyl Alcohol	ND	ug/L	100	91.0	1		12/22/22 02:52	75-65-0	
tert-Butyl Formate	ND	ug/L	50.0	24.1	1		12/22/22 02:52	762-75-4	
1,2-Dichloroethane	ND	ug/L	5.0	2.1	1		12/22/22 02:52	107-06-2	
Diisopropyl ether	ND	ug/L	5.0	3.5	1		12/22/22 02:52	108-20-3	
Ethanol	ND	ug/L	200	144	1		12/22/22 02:52	64-17-5	
Ethylbenzene	ND	ug/L	5.0	1.8	1		12/22/22 02:52	100-41-4	
Ethyl-tert-butyl ether	ND	ug/L	10.0	8.5	1		12/22/22 02:52	637-92-3	
Methyl-tert-butyl ether	ND	ug/L	5.0	3.1	1		12/22/22 02:52	1634-04-4	
Naphthalene	ND	ug/L	5.0	2.1	1		12/22/22 02:52	91-20-3	
Toluene	ND	ug/L	5.0	2.0	1		12/22/22 02:52	108-88-3	
Xylene (Total)	ND	ug/L	5.0	5.0	1		12/22/22 02:52	1330-20-7	
Surrogates									
4-Bromofluorobenzene (S)	98	%	70-130		1		12/22/22 02:52	460-00-4	
1,2-Dichloroethane-d4 (S)	98	%	70-130		1		12/22/22 02:52	17060-07-0	
Toluene-d8 (S)	100	%	70-130		1		12/22/22 02:52	2037-26-5	

REPORT OF LABORATORY ANALYSIS

This report shall not be reproduced, except in full,
without the written consent of Pace Analytical Services, LLC.

Pace Analytical Services, LLC
9800 Kincey Ave. Suite 100
Huntersville, NC 28078
(704)875-9092

ANALYTICAL RESULTS

Project: WESTSIDE QUICK STOP J22-977-D
Pace Project No.: 92643366

Sample: MW27 **Lab ID: 92643366030** Collected: 12/14/22 10:55 Received: 12/19/22 13:11 Matrix: Water

Parameters	Results	Units	Report Limit	MDL	DF	Prepared	Analyzed	CAS No.	Qual
8011 GCS EDB and DBCP	Analytical Method: EPA 8011 Preparation Method: EPA 8011 Pace Analytical Services - Charlotte								
1,2-Dibromoethane (EDB)	ND	ug/L	0.020	0.0076	1	12/23/22 15:34	12/23/22 19:06	106-93-4	
Surrogates									
1-Chloro-2-bromopropane (S)	101	%	60-140		1	12/23/22 15:34	12/23/22 19:06	301-79-56	
8260 MSV	Analytical Method: EPA 8260D Pace Analytical Services - Charlotte								
tert-Amyl Alcohol	ND	ug/L	100	65.6	1		12/22/22 03:11	75-85-4	
tert-Amylmethyl ether	ND	ug/L	10.0	3.0	1		12/22/22 03:11	994-05-8	
Benzene	ND	ug/L	5.0	1.7	1		12/22/22 03:11	71-43-2	
3,3-Dimethyl-1-Butanol	ND	ug/L	100	53.9	1		12/22/22 03:11	624-95-3	
tert-Butyl Alcohol	ND	ug/L	100	91.0	1		12/22/22 03:11	75-65-0	
tert-Butyl Formate	ND	ug/L	50.0	24.1	1		12/22/22 03:11	762-75-4	
1,2-Dichloroethane	ND	ug/L	5.0	2.1	1		12/22/22 03:11	107-06-2	
Diisopropyl ether	ND	ug/L	5.0	3.5	1		12/22/22 03:11	108-20-3	
Ethanol	ND	ug/L	200	144	1		12/22/22 03:11	64-17-5	
Ethylbenzene	ND	ug/L	5.0	1.8	1		12/22/22 03:11	100-41-4	
Ethyl-tert-butyl ether	ND	ug/L	10.0	8.5	1		12/22/22 03:11	637-92-3	
Methyl-tert-butyl ether	ND	ug/L	5.0	3.1	1		12/22/22 03:11	1634-04-4	
Naphthalene	ND	ug/L	5.0	2.1	1		12/22/22 03:11	91-20-3	
Toluene	ND	ug/L	5.0	2.0	1		12/22/22 03:11	108-88-3	
Xylene (Total)	ND	ug/L	5.0	5.0	1		12/22/22 03:11	1330-20-7	
Surrogates									
4-Bromofluorobenzene (S)	99	%	70-130		1		12/22/22 03:11	460-00-4	
1,2-Dichloroethane-d4 (S)	100	%	70-130		1		12/22/22 03:11	17060-07-0	
Toluene-d8 (S)	101	%	70-130		1		12/22/22 03:11	2037-26-5	

This report shall not be reproduced, except in full,
without the written consent of Pace Analytical Services, LLC.

Pace Analytical Services, LLC
9800 Kincey Ave. Suite 100
Huntersville, NC 28078
(704)875-9092

ANALYTICAL RESULTS

Project: WESTSIDE QUICK STOP J22-977-D
Pace Project No.: 92643366

Sample: MW27I **Lab ID: 92643366031** Collected: 12/14/22 10:35 Received: 12/19/22 13:11 Matrix: Water

Parameters	Results	Units	Report Limit	MDL	DF	Prepared	Analyzed	CAS No.	Qual
8011 GCS EDB and DBCP	Analytical Method: EPA 8011 Preparation Method: EPA 8011 Pace Analytical Services - Charlotte								
1,2-Dibromoethane (EDB)	ND	ug/L	0.020	0.0074	1	12/23/22 15:34	12/23/22 19:16	106-93-4	
Surrogates									
1-Chloro-2-bromopropane (S)	127	%	60-140		1	12/23/22 15:34	12/23/22 19:16	301-79-56	
8260 MSV	Analytical Method: EPA 8260D Pace Analytical Services - Charlotte								
tert-Amyl Alcohol	ND	ug/L	100	65.6	1		12/22/22 03:29	75-85-4	
tert-Amylmethyl ether	ND	ug/L	10.0	3.0	1		12/22/22 03:29	994-05-8	
Benzene	ND	ug/L	5.0	1.7	1		12/22/22 03:29	71-43-2	
3,3-Dimethyl-1-Butanol	ND	ug/L	100	53.9	1		12/22/22 03:29	624-95-3	
tert-Butyl Alcohol	ND	ug/L	100	91.0	1		12/22/22 03:29	75-65-0	
tert-Butyl Formate	ND	ug/L	50.0	24.1	1		12/22/22 03:29	762-75-4	
1,2-Dichloroethane	ND	ug/L	5.0	2.1	1		12/22/22 03:29	107-06-2	
Diisopropyl ether	ND	ug/L	5.0	3.5	1		12/22/22 03:29	108-20-3	
Ethanol	ND	ug/L	200	144	1		12/22/22 03:29	64-17-5	
Ethylbenzene	ND	ug/L	5.0	1.8	1		12/22/22 03:29	100-41-4	
Ethyl-tert-butyl ether	ND	ug/L	10.0	8.5	1		12/22/22 03:29	637-92-3	
Methyl-tert-butyl ether	ND	ug/L	5.0	3.1	1		12/22/22 03:29	1634-04-4	
Naphthalene	ND	ug/L	5.0	2.1	1		12/22/22 03:29	91-20-3	
Toluene	ND	ug/L	5.0	2.0	1		12/22/22 03:29	108-88-3	
Xylene (Total)	ND	ug/L	5.0	5.0	1		12/22/22 03:29	1330-20-7	
Surrogates									
4-Bromofluorobenzene (S)	99	%	70-130		1		12/22/22 03:29	460-00-4	
1,2-Dichloroethane-d4 (S)	99	%	70-130		1		12/22/22 03:29	17060-07-0	
Toluene-d8 (S)	101	%	70-130		1		12/22/22 03:29	2037-26-5	

REPORT OF LABORATORY ANALYSIS

This report shall not be reproduced, except in full,
without the written consent of Pace Analytical Services, LLC.

Pace Analytical Services, LLC
9800 Kincey Ave. Suite 100
Huntersville, NC 28078
(704)875-9092

ANALYTICAL RESULTS

Project: WESTSIDE QUICK STOP J22-977-D
Pace Project No.: 92643366

Sample: MW28 **Lab ID: 92643366032** Collected: 12/15/22 09:05 Received: 12/19/22 13:11 Matrix: Water

Parameters	Results	Units	Report Limit	MDL	DF	Prepared	Analyzed	CAS No.	Qual
8011 GCS EDB and DBCP	Analytical Method: EPA 8011 Preparation Method: EPA 8011 Pace Analytical Services - Charlotte								
1,2-Dibromoethane (EDB)	ND	ug/L	0.019	0.0073	1	12/23/22 15:34	12/23/22 19:27	106-93-4	
Surrogates									
1-Chloro-2-bromopropane (S)	101	%	60-140		1	12/23/22 15:34	12/23/22 19:27	301-79-56	
8260 MSV	Analytical Method: EPA 8260D Pace Analytical Services - Charlotte								
tert-Amyl Alcohol	ND	ug/L	100	65.6	1		12/22/22 03:47	75-85-4	
tert-Amylmethyl ether	ND	ug/L	10.0	3.0	1		12/22/22 03:47	994-05-8	
Benzene	ND	ug/L	5.0	1.7	1		12/22/22 03:47	71-43-2	
3,3-Dimethyl-1-Butanol	ND	ug/L	100	53.9	1		12/22/22 03:47	624-95-3	
tert-Butyl Alcohol	ND	ug/L	100	91.0	1		12/22/22 03:47	75-65-0	
tert-Butyl Formate	ND	ug/L	50.0	24.1	1		12/22/22 03:47	762-75-4	
1,2-Dichloroethane	ND	ug/L	5.0	2.1	1		12/22/22 03:47	107-06-2	
Diisopropyl ether	ND	ug/L	5.0	3.5	1		12/22/22 03:47	108-20-3	
Ethanol	ND	ug/L	200	144	1		12/22/22 03:47	64-17-5	
Ethylbenzene	ND	ug/L	5.0	1.8	1		12/22/22 03:47	100-41-4	
Ethyl-tert-butyl ether	ND	ug/L	10.0	8.5	1		12/22/22 03:47	637-92-3	
Methyl-tert-butyl ether	ND	ug/L	5.0	3.1	1		12/22/22 03:47	1634-04-4	
Naphthalene	ND	ug/L	5.0	2.1	1		12/22/22 03:47	91-20-3	
Toluene	ND	ug/L	5.0	2.0	1		12/22/22 03:47	108-88-3	
Xylene (Total)	ND	ug/L	5.0	5.0	1		12/22/22 03:47	1330-20-7	
Surrogates									
4-Bromofluorobenzene (S)	97	%	70-130		1		12/22/22 03:47	460-00-4	
1,2-Dichloroethane-d4 (S)	103	%	70-130		1		12/22/22 03:47	17060-07-0	
Toluene-d8 (S)	100	%	70-130		1		12/22/22 03:47	2037-26-5	

REPORT OF LABORATORY ANALYSIS

This report shall not be reproduced, except in full,
without the written consent of Pace Analytical Services, LLC.

Pace Analytical Services, LLC
9800 Kincey Ave. Suite 100
Huntersville, NC 28078
(704)875-9092

ANALYTICAL RESULTS

Project: WESTSIDE QUICK STOP J22-977-D
Pace Project No.: 92643366

Sample: MWX **Lab ID: 92643366033** Collected: 12/15/22 10:20 Received: 12/19/22 13:11 Matrix: Water

Parameters	Results	Units	Report Limit	MDL	DF	Prepared	Analyzed	CAS No.	Qual
8011 GCS EDB and DBCP	Analytical Method: EPA 8011 Preparation Method: EPA 8011 Pace Analytical Services - Charlotte								
1,2-Dibromoethane (EDB)	ND	ug/L	0.020	0.0075	1	12/23/22 15:34	12/23/22 19:37	106-93-4	
Surrogates									
1-Chloro-2-bromopropane (S)	124	%	60-140		1	12/23/22 15:34	12/23/22 19:37	301-79-56	
8260 MSV	Analytical Method: EPA 8260D Pace Analytical Services - Charlotte								
tert-Amyl Alcohol	**4050**	ug/L	2500	1640	25		12/27/22 14:00	75-85-4	
tert-Amylmethyl ether	ND	ug/L	250	76.0	25		12/27/22 14:00	994-05-8	
Benzene	**3250**	ug/L	125	43.5	25		12/27/22 14:00	71-43-2	
3,3-Dimethyl-1-Butanol	ND	ug/L	2500	1350	25		12/27/22 14:00	624-95-3	
tert-Butyl Alcohol	ND	ug/L	2500	2280	25		12/27/22 14:00	75-65-0	
tert-Butyl Formate	ND	ug/L	1250	602	25		12/27/22 14:00	762-75-4	
1,2-Dichloroethane	ND	ug/L	125	51.5	25		12/27/22 14:00	107-06-2	
Diisopropyl ether	**136**	ug/L	125	87.2	25		12/27/22 14:00	108-20-3	
Ethanol	ND	ug/L	5000	3600	25		12/27/22 14:00	64-17-5	
Ethylbenzene	**477**	ug/L	125	46.0	25		12/27/22 14:00	100-41-4	
Ethyl-tert-butyl ether	ND	ug/L	250	212	25		12/27/22 14:00	637-92-3	
Methyl-tert-butyl ether	**1830**	ug/L	125	77.5	25		12/27/22 14:00	1634-04-4	
Naphthalene	**76.4J**	ug/L	125	52.2	25		12/27/22 14:00	91-20-3	
Toluene	**549**	ug/L	125	50.2	25		12/27/22 14:00	108-88-3	
Xylene (Total)	**3530**	ug/L	125	125	25		12/27/22 14:00	1330-20-7	
Surrogates									
4-Bromofluorobenzene (S)	99	%	70-130		25		12/27/22 14:00	460-00-4	
1,2-Dichloroethane-d4 (S)	110	%	70-130		25		12/27/22 14:00	17060-07-0	
Toluene-d8 (S)	100	%	70-130		25		12/27/22 14:00	2037-26-5	

REPORT OF LABORATORY ANALYSIS

This report shall not be reproduced, except in full,
without the written consent of Pace Analytical Services, LLC.

Pace Analytical Services, LLC
9800 Kincey Ave. Suite 100
Huntersville, NC 28078
(704)875-9092

ANALYTICAL RESULTS

Project: WESTSIDE QUICK STOP J22-977-D
Pace Project No.: 92643366

Sample: MWXR **Lab ID: 92643366034** Collected: 12/15/22 09:30 Received: 12/19/22 13:11 Matrix: Water

Parameters	Results	Units	Report Limit	MDL	DF	Prepared	Analyzed	CAS No.	Qual
8011 GCS EDB and DBCP	Analytical Method: EPA 8011 Preparation Method: EPA 8011 Pace Analytical Services - Charlotte								
1,2-Dibromoethane (EDB)	ND	ug/L	0.020	0.0074	1	12/23/22 15:34	12/23/22 19:48	106-93-4	
Surrogates									
1-Chloro-2-bromopropane (S)	90	%	60-140		1	12/23/22 15:34	12/23/22 19:48	301-79-56	
8260 MSV	Analytical Method: EPA 8260D Pace Analytical Services - Charlotte								
tert-Amyl Alcohol	**653**	ug/L	200	131	2		12/22/22 20:24	75-85-4	
tert-Amylmethyl ether	ND	ug/L	20.0	6.1	2		12/22/22 20:24	994-05-8	
Benzene	**249**	ug/L	10.0	3.5	2		12/22/22 20:24	71-43-2	
3,3-Dimethyl-1-Butanol	ND	ug/L	200	108	2		12/22/22 20:24	624-95-3	
tert-Butyl Alcohol	ND	ug/L	200	182	2		12/22/22 20:24	75-65-0	
tert-Butyl Formate	ND	ug/L	100	48.2	2		12/22/22 20:24	762-75-4	
1,2-Dichloroethane	ND	ug/L	10.0	4.1	2		12/22/22 20:24	107-06-2	
Diisopropyl ether	ND	ug/L	10.0	7.0	2		12/22/22 20:24	108-20-3	
Ethanol	ND	ug/L	400	288	2		12/22/22 20:24	64-17-5	
Ethylbenzene	ND	ug/L	10.0	3.7	2		12/22/22 20:24	100-41-4	
Ethyl-tert-butyl ether	ND	ug/L	20.0	16.9	2		12/22/22 20:24	637-92-3	
Methyl-tert-butyl ether	**29.1**	ug/L	10.0	6.2	2		12/22/22 20:24	1634-04-4	
Naphthalene	ND	ug/L	10.0	4.2	2		12/22/22 20:24	91-20-3	
Toluene	ND	ug/L	10.0	4.0	2		12/22/22 20:24	108-88-3	
Xylene (Total)	**93.1**	ug/L	10.0	10.0	2		12/22/22 20:24	1330-20-7	
Surrogates									
4-Bromofluorobenzene (S)	99	%	70-130		2		12/22/22 20:24	460-00-4	
1,2-Dichloroethane-d4 (S)	101	%	70-130		2		12/22/22 20:24	17060-07-0	
Toluene-d8 (S)	99	%	70-130		2		12/22/22 20:24	2037-26-5	

REPORT OF LABORATORY ANALYSIS

This report shall not be reproduced, except in full,
without the written consent of Pace Analytical Services, LLC.

Pace Analytical Services, LLC
9800 Kincey Ave. Suite 100
Huntersville, NC 28078
(704)875-9092

ANALYTICAL RESULTS

Project: WESTSIDE QUICK STOP J22-977-D
Pace Project No.: 92643366

Sample: DUP A **Lab ID: 92643366035** Collected: 12/15/22 10:25 Received: 12/19/22 13:11 Matrix: Water

Parameters	Results	Units	Report Limit	MDL	DF	Prepared	Analyzed	CAS No.	Qual
8011 GCS EDB and DBCP	Analytical Method: EPA 8011 Preparation Method: EPA 8011 Pace Analytical Services - Charlotte								
1,2-Dibromoethane (EDB)	ND	ug/L	0.020	0.0076	1	12/23/22 15:34	12/23/22 19:58	106-93-4	
Surrogates									
1-Chloro-2-bromopropane (S)	112	%	60-140		1	12/23/22 15:34	12/23/22 19:58	301-79-56	
8260 MSV	Analytical Method: EPA 8260D Pace Analytical Services - Charlotte								
tert-Amyl Alcohol	**3500**	ug/L	2500	1640	25		12/22/22 21:37	75-85-4	
tert-Amylmethyl ether	ND	ug/L	250	76.0	25		12/22/22 21:37	994-05-8	
Benzene	**3220**	ug/L	125	43.5	25		12/22/22 21:37	71-43-2	
3,3-Dimethyl-1-Butanol	ND	ug/L	2500	1350	25		12/22/22 21:37	624-95-3	
tert-Butyl Alcohol	ND	ug/L	2500	2280	25		12/22/22 21:37	75-65-0	
tert-Butyl Formate	ND	ug/L	1250	602	25		12/22/22 21:37	762-75-4	
1,2-Dichloroethane	ND	ug/L	125	51.5	25		12/22/22 21:37	107-06-2	
Diisopropyl ether	**119J**	ug/L	125	87.2	25		12/22/22 21:37	108-20-3	
Ethanol	ND	ug/L	5000	3600	25		12/22/22 21:37	64-17-5	
Ethylbenzene	**443**	ug/L	125	46.0	25		12/22/22 21:37	100-41-4	
Ethyl-tert-butyl ether	ND	ug/L	250	212	25		12/22/22 21:37	637-92-3	
Methyl-tert-butyl ether	**1600**	ug/L	125	77.5	25		12/22/22 21:37	1634-04-4	
Naphthalene	**64.2J**	ug/L	125	52.2	25		12/22/22 21:37	91-20-3	
Toluene	**506**	ug/L	125	50.2	25		12/22/22 21:37	108-88-3	
Xylene (Total)	**3380**	ug/L	125	125	25		12/22/22 21:37	1330-20-7	
Surrogates									
4-Bromofluorobenzene (S)	96	%	70-130		25		12/22/22 21:37	460-00-4	
1,2-Dichloroethane-d4 (S)	99	%	70-130		25		12/22/22 21:37	17060-07-0	
Toluene-d8 (S)	101	%	70-130		25		12/22/22 21:37	2037-26-5	

This report shall not be reproduced, except in full,
without the written consent of Pace Analytical Services, LLC.

Pace Analytical Services, LLC
9800 Kincey Ave. Suite 100
Huntersville, NC 28078
(704)875-9092

ANALYTICAL RESULTS

Project: WESTSIDE QUICK STOP J22-977-D
Pace Project No.: 92643366

Sample: DUP 2 **Lab ID: 92643366036** Collected: 12/15/22 15:05 Received: 12/19/22 13:11 Matrix: Water

Parameters	Results	Units	Report Limit	MDL	DF	Prepared	Analyzed	CAS No.	Qual
8011 GCS EDB and DBCP	Analytical Method: EPA 8011 Preparation Method: EPA 8011 Pace Analytical Services - Charlotte								
1,2-Dibromoethane (EDB)	ND	ug/L	0.020	0.0074	1	12/23/22 15:34	12/23/22 20:09	106-93-4	
Surrogates									
1-Chloro-2-bromopropane (S)	131	%	60-140		1	12/23/22 15:34	12/23/22 20:09	301-79-56	
8260 MSV	Analytical Method: EPA 8260D Pace Analytical Services - Charlotte								
tert-Amyl Alcohol	**3160**	ug/L	1000	656	10		12/22/22 21:18	75-85-4	
tert-Amylmethyl ether	ND	ug/L	100	30.4	10		12/22/22 21:18	994-05-8	
Benzene	**547**	ug/L	50.0	17.4	10		12/22/22 21:18	71-43-2	
3,3-Dimethyl-1-Butanol	ND	ug/L	1000	539	10		12/22/22 21:18	624-95-3	
tert-Butyl Alcohol	ND	ug/L	1000	910	10		12/22/22 21:18	75-65-0	
tert-Butyl Formate	ND	ug/L	500	241	10		12/22/22 21:18	762-75-4	
1,2-Dichloroethane	ND	ug/L	50.0	20.6	10		12/22/22 21:18	107-06-2	
Diisopropyl ether	ND	ug/L	50.0	34.9	10		12/22/22 21:18	108-20-3	
Ethanol	ND	ug/L	2000	1440	10		12/22/22 21:18	64-17-5	
Ethylbenzene	**211**	ug/L	50.0	18.4	10		12/22/22 21:18	100-41-4	
Ethyl-tert-butyl ether	ND	ug/L	100	84.6	10		12/22/22 21:18	637-92-3	
Methyl-tert-butyl ether	ND	ug/L	50.0	31.0	10		12/22/22 21:18	1634-04-4	
Naphthalene	**54.8**	ug/L	50.0	20.9	10		12/22/22 21:18	91-20-3	
Toluene	**1390**	ug/L	50.0	20.1	10		12/22/22 21:18	108-88-3	
Xylene (Total)	**1050**	ug/L	50.0	50.0	10		12/22/22 21:18	1330-20-7	
Surrogates									
4-Bromofluorobenzene (S)	98	%	70-130		10		12/22/22 21:18	460-00-4	
1,2-Dichloroethane-d4 (S)	101	%	70-130		10		12/22/22 21:18	17060-07-0	
Toluene-d8 (S)	101	%	70-130		10		12/22/22 21:18	2037-26-5	

This report shall not be reproduced, except in full,
without the written consent of Pace Analytical Services, LLC.

Pace Analytical Services, LLC
9800 Kincey Ave. Suite 100
Huntersville, NC 28078
(704)875-9092

ANALYTICAL RESULTS

Project: WESTSIDE QUICK STOP J22-977-D
Pace Project No.: 92643366

Sample: FB1 **Lab ID: 92643366037** Collected: 12/14/22 15:10 Received: 12/19/22 13:11 Matrix: Water

Parameters	Results	Units	Report Limit	MDL	DF	Prepared	Analyzed	CAS No.	Qual
8011 GCS EDB and DBCP	Analytical Method: EPA 8011 Preparation Method: EPA 8011 Pace Analytical Services - Charlotte								
1,2-Dibromoethane (EDB)	ND	ug/L	0.020	0.0075	1	12/23/22 15:34	12/23/22 20:20	106-93-4	
Surrogates									
1-Chloro-2-bromopropane (S)	97	%	60-140		1	12/23/22 15:34	12/23/22 20:20	301-79-56	
8260 MSV	Analytical Method: EPA 8260D Pace Analytical Services - Charlotte								
tert-Amyl Alcohol	ND	ug/L	100	65.6	1		12/22/22 09:00	75-85-4	
tert-Amylmethyl ether	ND	ug/L	10.0	3.0	1		12/22/22 09:00	994-05-8	
Benzene	ND	ug/L	5.0	1.7	1		12/22/22 09:00	71-43-2	
3,3-Dimethyl-1-Butanol	ND	ug/L	100	53.9	1		12/22/22 09:00	624-95-3	
tert-Butyl Alcohol	ND	ug/L	100	91.0	1		12/22/22 09:00	75-65-0	
tert-Butyl Formate	ND	ug/L	50.0	24.1	1		12/22/22 09:00	762-75-4	
1,2-Dichloroethane	ND	ug/L	5.0	2.1	1		12/22/22 09:00	107-06-2	
Diisopropyl ether	ND	ug/L	5.0	3.5	1		12/22/22 09:00	108-20-3	
Ethanol	ND	ug/L	200	144	1		12/22/22 09:00	64-17-5	
Ethylbenzene	ND	ug/L	5.0	1.8	1		12/22/22 09:00	100-41-4	
Ethyl-tert-butyl ether	ND	ug/L	10.0	8.5	1		12/22/22 09:00	637-92-3	
Methyl-tert-butyl ether	ND	ug/L	5.0	3.1	1		12/22/22 09:00	1634-04-4	
Naphthalene	ND	ug/L	5.0	2.1	1		12/22/22 09:00	91-20-3	
Toluene	ND	ug/L	5.0	2.0	1		12/22/22 09:00	108-88-3	
Xylene (Total)	ND	ug/L	5.0	5.0	1		12/22/22 09:00	1330-20-7	
Surrogates									
4-Bromofluorobenzene (S)	97	%	70-130		1		12/22/22 09:00	460-00-4	
1,2-Dichloroethane-d4 (S)	103	%	70-130		1		12/22/22 09:00	17060-07-0	
Toluene-d8 (S)	100	%	70-130		1		12/22/22 09:00	2037-26-5	

REPORT OF LABORATORY ANALYSIS

This report shall not be reproduced, except in full,
without the written consent of Pace Analytical Services, LLC.

Pace Analytical Services, LLC
9800 Kincey Ave. Suite 100
Huntersville, NC 28078
(704)875-9092

ANALYTICAL RESULTS

Project: WESTSIDE QUICK STOP J22-977-D
Pace Project No.: 92643366

Sample: FB2 **Lab ID: 92643366038** Collected: 12/15/22 08:40 Received: 12/19/22 13:11 Matrix: Water

Parameters	Results	Units	Report Limit	MDL	DF	Prepared	Analyzed	CAS No.	Qual
8011 GCS EDB and DBCP	Analytical Method: EPA 8011 Preparation Method: EPA 8011 Pace Analytical Services - Charlotte								
1,2-Dibromoethane (EDB)	ND	ug/L	0.020	0.0074	1	12/23/22 15:34	12/23/22 20:30	106-93-4	
Surrogates									
1-Chloro-2-bromopropane (S)	103	%	60-140		1	12/23/22 15:34	12/23/22 20:30	301-79-56	
8260 MSV	Analytical Method: EPA 8260D Pace Analytical Services - Charlotte								
tert-Amyl Alcohol	ND	ug/L	100	65.6	1		12/22/22 09:18	75-85-4	
tert-Amylmethyl ether	ND	ug/L	10.0	3.0	1		12/22/22 09:18	994-05-8	
Benzene	ND	ug/L	5.0	1.7	1		12/22/22 09:18	71-43-2	
3,3-Dimethyl-1-Butanol	ND	ug/L	100	53.9	1		12/22/22 09:18	624-95-3	
tert-Butyl Alcohol	ND	ug/L	100	91.0	1		12/22/22 09:18	75-65-0	
tert-Butyl Formate	ND	ug/L	50.0	24.1	1		12/22/22 09:18	762-75-4	
1,2-Dichloroethane	ND	ug/L	5.0	2.1	1		12/22/22 09:18	107-06-2	
Diisopropyl ether	ND	ug/L	5.0	3.5	1		12/22/22 09:18	108-20-3	
Ethanol	ND	ug/L	200	144	1		12/22/22 09:18	64-17-5	
Ethylbenzene	ND	ug/L	5.0	1.8	1		12/22/22 09:18	100-41-4	
Ethyl-tert-butyl ether	ND	ug/L	10.0	8.5	1		12/22/22 09:18	637-92-3	
Methyl-tert-butyl ether	ND	ug/L	5.0	3.1	1		12/22/22 09:18	1634-04-4	
Naphthalene	ND	ug/L	5.0	2.1	1		12/22/22 09:18	91-20-3	
Toluene	ND	ug/L	5.0	2.0	1		12/22/22 09:18	108-88-3	
Xylene (Total)	ND	ug/L	5.0	5.0	1		12/22/22 09:18	1330-20-7	
Surrogates									
4-Bromofluorobenzene (S)	98	%	70-130		1		12/22/22 09:18	460-00-4	
1,2-Dichloroethane-d4 (S)	102	%	70-130		1		12/22/22 09:18	17060-07-0	
Toluene-d8 (S)	100	%	70-130		1		12/22/22 09:18	2037-26-5	

REPORT OF LABORATORY ANALYSIS

This report shall not be reproduced, except in full,
without the written consent of Pace Analytical Services, LLC.

Pace Analytical Services, LLC
9800 Kincey Ave. Suite 100
Huntersville, NC 28078
(704)875-9092

ANALYTICAL RESULTS

Project: WESTSIDE QUICK STOP J22-977-D
Pace Project No.: 92643366

Sample: FB3 **Lab ID: 92643366039** Collected: 12/16/22 09:45 Received: 12/19/22 13:11 Matrix: Water

Parameters	Results	Units	Report Limit	MDL	DF	Prepared	Analyzed	CAS No.	Qual
8011 GCS EDB and DBCP	Analytical Method: EPA 8011 Preparation Method: EPA 8011 Pace Analytical Services - Charlotte								
1,2-Dibromoethane (EDB)	ND	ug/L	0.020	0.0074	1	12/23/22 15:34	12/23/22 20:41	106-93-4	
Surrogates									
1-Chloro-2-bromopropane (S)	113	%	60-140		1	12/23/22 15:34	12/23/22 20:41	301-79-56	
8260 MSV	Analytical Method: EPA 8260D Pace Analytical Services - Charlotte								
tert-Amyl Alcohol	ND	ug/L	100	65.6	1		12/22/22 09:37	75-85-4	
tert-Amylmethyl ether	ND	ug/L	10.0	3.0	1		12/22/22 09:37	994-05-8	
Benzene	ND	ug/L	5.0	1.7	1		12/22/22 09:37	71-43-2	
3,3-Dimethyl-1-Butanol	ND	ug/L	100	53.9	1		12/22/22 09:37	624-95-3	
tert-Butyl Alcohol	ND	ug/L	100	91.0	1		12/22/22 09:37	75-65-0	
tert-Butyl Formate	ND	ug/L	50.0	24.1	1		12/22/22 09:37	762-75-4	
1,2-Dichloroethane	ND	ug/L	5.0	2.1	1		12/22/22 09:37	107-06-2	
Diisopropyl ether	ND	ug/L	5.0	3.5	1		12/22/22 09:37	108-20-3	
Ethanol	ND	ug/L	200	144	1		12/22/22 09:37	64-17-5	
Ethylbenzene	ND	ug/L	5.0	1.8	1		12/22/22 09:37	100-41-4	
Ethyl-tert-butyl ether	ND	ug/L	10.0	8.5	1		12/22/22 09:37	637-92-3	
Methyl-tert-butyl ether	ND	ug/L	5.0	3.1	1		12/22/22 09:37	1634-04-4	
Naphthalene	ND	ug/L	5.0	2.1	1		12/22/22 09:37	91-20-3	
Toluene	ND	ug/L	5.0	2.0	1		12/22/22 09:37	108-88-3	
Xylene (Total)	ND	ug/L	5.0	5.0	1		12/22/22 09:37	1330-20-7	
Surrogates									
4-Bromofluorobenzene (S)	99	%	70-130		1		12/22/22 09:37	460-00-4	
1,2-Dichloroethane-d4 (S)	105	%	70-130		1		12/22/22 09:37	17060-07-0	
Toluene-d8 (S)	100	%	70-130		1		12/22/22 09:37	2037-26-5	

REPORT OF LABORATORY ANALYSIS

This report shall not be reproduced, except in full,
without the written consent of Pace Analytical Services, LLC.

Pace Analytical Services, LLC
9800 Kincey Ave. Suite 100
Huntersville, NC 28078
(704)875-9092

ANALYTICAL RESULTS

Project: WESTSIDE QUICK STOP J22-977-D
Pace Project No.: 92643366

Sample: EB1 **Lab ID: 92643366040** Collected: 12/14/22 14:45 Received: 12/19/22 13:11 Matrix: Water

Parameters	Results	Units	Report Limit	MDL	DF	Prepared	Analyzed	CAS No.	Qual
8011 GCS EDB and DBCP	Analytical Method: EPA 8011 Preparation Method: EPA 8011 Pace Analytical Services - Charlotte								
1,2-Dibromoethane (EDB)	ND	ug/L	0.020	0.0075	1	12/23/22 15:34	12/23/22 20:51	106-93-4	
Surrogates									
1-Chloro-2-bromopropane (S)	105	%	60-140		1	12/23/22 15:34	12/23/22 20:51	301-79-56	
8260 MSV	Analytical Method: EPA 8260D Pace Analytical Services - Charlotte								
tert-Amyl Alcohol	ND	ug/L	100	65.6	1		12/22/22 09:55	75-85-4	
tert-Amylmethyl ether	ND	ug/L	10.0	3.0	1		12/22/22 09:55	994-05-8	
Benzene	ND	ug/L	5.0	1.7	1		12/22/22 09:55	71-43-2	
3,3-Dimethyl-1-Butanol	ND	ug/L	100	53.9	1		12/22/22 09:55	624-95-3	
tert-Butyl Alcohol	ND	ug/L	100	91.0	1		12/22/22 09:55	75-65-0	
tert-Butyl Formate	ND	ug/L	50.0	24.1	1		12/22/22 09:55	762-75-4	
1,2-Dichloroethane	ND	ug/L	5.0	2.1	1		12/22/22 09:55	107-06-2	
Diisopropyl ether	ND	ug/L	5.0	3.5	1		12/22/22 09:55	108-20-3	
Ethanol	ND	ug/L	200	144	1		12/22/22 09:55	64-17-5	
Ethylbenzene	ND	ug/L	5.0	1.8	1		12/22/22 09:55	100-41-4	
Ethyl-tert-butyl ether	ND	ug/L	10.0	8.5	1		12/22/22 09:55	637-92-3	
Methyl-tert-butyl ether	ND	ug/L	5.0	3.1	1		12/22/22 09:55	1634-04-4	
Naphthalene	ND	ug/L	5.0	2.1	1		12/22/22 09:55	91-20-3	
Toluene	ND	ug/L	5.0	2.0	1		12/22/22 09:55	108-88-3	
Xylene (Total)	ND	ug/L	5.0	5.0	1		12/22/22 09:55	1330-20-7	
Surrogates									
4-Bromofluorobenzene (S)	98	%	70-130		1		12/22/22 09:55	460-00-4	
1,2-Dichloroethane-d4 (S)	104	%	70-130		1		12/22/22 09:55	17060-07-0	
Toluene-d8 (S)	98	%	70-130		1		12/22/22 09:55	2037-26-5	

REPORT OF LABORATORY ANALYSIS

This report shall not be reproduced, except in full,
without the written consent of Pace Analytical Services, LLC.

Pace Analytical Services, LLC
9800 Kincey Ave. Suite 100
Huntersville, NC 28078
(704)875-9092

ANALYTICAL RESULTS

Project: WESTSIDE QUICK STOP J22-977-D
Pace Project No.: 92643366

Sample: EB2 **Lab ID: 92643366041** Collected: 12/15/22 08:45 Received: 12/19/22 13:11 Matrix: Water

Parameters	Results	Units	Report Limit	MDL	DF	Prepared	Analyzed	CAS No.	Qual
8011 GCS EDB and DBCP	Analytical Method: EPA 8011 Preparation Method: EPA 8011 Pace Analytical Services - Charlotte								
1,2-Dibromoethane (EDB)	ND	ug/L	0.020	0.0074	1	12/23/22 15:34	12/23/22 21:44	106-93-4	
Surrogates									
1-Chloro-2-bromopropane (S)	132	%	60-140		1	12/23/22 15:34	12/23/22 21:44	301-79-56	
8260 MSV	Analytical Method: EPA 8260D Pace Analytical Services - Charlotte								
tert-Amyl Alcohol	ND	ug/L	100	65.6	1		12/22/22 10:13	75-85-4	
tert-Amylmethyl ether	ND	ug/L	10.0	3.0	1		12/22/22 10:13	994-05-8	
Benzene	ND	ug/L	5.0	1.7	1		12/22/22 10:13	71-43-2	
3,3-Dimethyl-1-Butanol	ND	ug/L	100	53.9	1		12/22/22 10:13	624-95-3	
tert-Butyl Alcohol	ND	ug/L	100	91.0	1		12/22/22 10:13	75-65-0	
tert-Butyl Formate	ND	ug/L	50.0	24.1	1		12/22/22 10:13	762-75-4	
1,2-Dichloroethane	ND	ug/L	5.0	2.1	1		12/22/22 10:13	107-06-2	
Diisopropyl ether	ND	ug/L	5.0	3.5	1		12/22/22 10:13	108-20-3	
Ethanol	ND	ug/L	200	144	1		12/22/22 10:13	64-17-5	
Ethylbenzene	ND	ug/L	5.0	1.8	1		12/22/22 10:13	100-41-4	
Ethyl-tert-butyl ether	ND	ug/L	10.0	8.5	1		12/22/22 10:13	637-92-3	
Methyl-tert-butyl ether	ND	ug/L	5.0	3.1	1		12/22/22 10:13	1634-04-4	
Naphthalene	ND	ug/L	5.0	2.1	1		12/22/22 10:13	91-20-3	
Toluene	ND	ug/L	5.0	2.0	1		12/22/22 10:13	108-88-3	
Xylene (Total)	ND	ug/L	5.0	5.0	1		12/22/22 10:13	1330-20-7	
Surrogates									
4-Bromofluorobenzene (S)	98	%	70-130		1		12/22/22 10:13	460-00-4	
1,2-Dichloroethane-d4 (S)	103	%	70-130		1		12/22/22 10:13	17060-07-0	
Toluene-d8 (S)	98	%	70-130		1		12/22/22 10:13	2037-26-5	

REPORT OF LABORATORY ANALYSIS

This report shall not be reproduced, except in full,
without the written consent of Pace Analytical Services, LLC.

Pace Analytical Services, LLC
9800 Kincey Ave. Suite 100
Huntersville, NC 28078
(704)875-9092

ANALYTICAL RESULTS

Project: WESTSIDE QUICK STOP J22-977-D
Pace Project No.: 92643366

Sample: TRIP BLANK 1 **Lab ID: 92643366042** Collected: 12/15/22 00:00 Received: 12/19/22 13:11 Matrix: Water

Parameters	Results	Units	Report Limit	MDL	DF	Prepared	Analyzed	CAS No.	Qual
8260 MSV	Analytical Method: EPA 8260D Pace Analytical Services - Charlotte								
tert-Amyl Alcohol	ND	ug/L	100	65.6	1		12/22/22 10:32	75-85-4	
tert-Amylmethyl ether	ND	ug/L	10.0	3.0	1		12/22/22 10:32	994-05-8	
Benzene	ND	ug/L	5.0	1.7	1		12/22/22 10:32	71-43-2	
3,3-Dimethyl-1-Butanol	ND	ug/L	100	53.9	1		12/22/22 10:32	624-95-3	
tert-Butyl Alcohol	ND	ug/L	100	91.0	1		12/22/22 10:32	75-65-0	
tert-Butyl Formate	ND	ug/L	50.0	24.1	1		12/22/22 10:32	762-75-4	
1,2-Dichloroethane	ND	ug/L	5.0	2.1	1		12/22/22 10:32	107-06-2	
Diisopropyl ether	ND	ug/L	5.0	3.5	1		12/22/22 10:32	108-20-3	
Ethanol	ND	ug/L	200	144	1		12/22/22 10:32	64-17-5	
Ethylbenzene	ND	ug/L	5.0	1.8	1		12/22/22 10:32	100-41-4	
Ethyl-tert-butyl ether	ND	ug/L	10.0	8.5	1		12/22/22 10:32	637-92-3	
Methyl-tert-butyl ether	ND	ug/L	5.0	3.1	1		12/22/22 10:32	1634-04-4	
Naphthalene	ND	ug/L	5.0	2.1	1		12/22/22 10:32	91-20-3	
Toluene	ND	ug/L	5.0	2.0	1		12/22/22 10:32	108-88-3	
Xylene (Total)	ND	ug/L	5.0	5.0	1		12/22/22 10:32	1330-20-7	
Surrogates									
4-Bromofluorobenzene (S)	98	%	70-130		1		12/22/22 10:32	460-00-4	
1,2-Dichloroethane-d4 (S)	101	%	70-130		1		12/22/22 10:32	17060-07-0	
Toluene-d8 (S)	100	%	70-130		1		12/22/22 10:32	2037-26-5	

REPORT OF LABORATORY ANALYSIS

This report shall not be reproduced, except in full,
without the written consent of Pace Analytical Services, LLC.

Pace Analytical Services, LLC
9800 Kincey Ave. Suite 100
Huntersville, NC 28078
(704)875-9092

ANALYTICAL RESULTS

Project: WESTSIDE QUICK STOP J22-977-D
Pace Project No.: 92643366

Sample: TRIP BLANK 2 **Lab ID: 92643366043** Collected: 12/15/22 00:00 Received: 12/19/22 13:11 Matrix: Water

Parameters	Results	Units	Report Limit	MDL	DF	Prepared	Analyzed	CAS No.	Qual
8260 MSV	Analytical Method: EPA 8260D Pace Analytical Services - Charlotte								
tert-Amyl Alcohol	ND	ug/L	100	65.6	1		12/22/22 10:50	75-85-4	
tert-Amylmethyl ether	ND	ug/L	10.0	3.0	1		12/22/22 10:50	994-05-8	
Benzene	ND	ug/L	5.0	1.7	1		12/22/22 10:50	71-43-2	
3,3-Dimethyl-1-Butanol	ND	ug/L	100	53.9	1		12/22/22 10:50	624-95-3	
tert-Butyl Alcohol	ND	ug/L	100	91.0	1		12/22/22 10:50	75-65-0	
tert-Butyl Formate	ND	ug/L	50.0	24.1	1		12/22/22 10:50	762-75-4	
1,2-Dichloroethane	ND	ug/L	5.0	2.1	1		12/22/22 10:50	107-06-2	
Diisopropyl ether	ND	ug/L	5.0	3.5	1		12/22/22 10:50	108-20-3	
Ethanol	ND	ug/L	200	144	1		12/22/22 10:50	64-17-5	
Ethylbenzene	ND	ug/L	5.0	1.8	1		12/22/22 10:50	100-41-4	
Ethyl-tert-butyl ether	ND	ug/L	10.0	8.5	1		12/22/22 10:50	637-92-3	
Methyl-tert-butyl ether	ND	ug/L	5.0	3.1	1		12/22/22 10:50	1634-04-4	
Naphthalene	ND	ug/L	5.0	2.1	1		12/22/22 10:50	91-20-3	
Toluene	ND	ug/L	5.0	2.0	1		12/22/22 10:50	108-88-3	
Xylene (Total)	ND	ug/L	5.0	5.0	1		12/22/22 10:50	1330-20-7	
Surrogates									
4-Bromofluorobenzene (S)	98	%	70-130		1		12/22/22 10:50	460-00-4	
1,2-Dichloroethane-d4 (S)	105	%	70-130		1		12/22/22 10:50	17060-07-0	
Toluene-d8 (S)	99	%	70-130		1		12/22/22 10:50	2037-26-5	

REPORT OF LABORATORY ANALYSIS

This report shall not be reproduced, except in full,
without the written consent of Pace Analytical Services, LLC.

Pace Analytical Services, LLC
9800 Kincey Ave. Suite 100
Huntersville, NC 28078
(704)875-9092

ANALYTICAL RESULTS

Project: WESTSIDE QUICK STOP J22-977-D
Pace Project No.: 92643366

Sample: TRIP BLANK 3 **Lab ID: 92643366044** Collected: 12/15/22 00:00 Received: 12/19/22 13:11 Matrix: Water

Parameters	Results	Units	Report Limit	MDL	DF	Prepared	Analyzed	CAS No.	Qual
8260 MSV	Analytical Method: EPA 8260D Pace Analytical Services - Charlotte								
tert-Amyl Alcohol	ND	ug/L	100	65.6	1		12/22/22 14:49	75-85-4	
tert-Amylmethyl ether	ND	ug/L	10.0	3.0	1		12/22/22 14:49	994-05-8	
Benzene	ND	ug/L	5.0	1.7	1		12/22/22 14:49	71-43-2	
3,3-Dimethyl-1-Butanol	ND	ug/L	100	53.9	1		12/22/22 14:49	624-95-3	
tert-Butyl Alcohol	ND	ug/L	100	91.0	1		12/22/22 14:49	75-65-0	
tert-Butyl Formate	ND	ug/L	50.0	24.1	1		12/22/22 14:49	762-75-4	
1,2-Dichloroethane	ND	ug/L	5.0	2.1	1		12/22/22 14:49	107-06-2	
Diisopropyl ether	ND	ug/L	5.0	3.5	1		12/22/22 14:49	108-20-3	
Ethanol	ND	ug/L	200	144	1		12/22/22 14:49	64-17-5	
Ethylbenzene	ND	ug/L	5.0	1.8	1		12/22/22 14:49	100-41-4	
Ethyl-tert-butyl ether	ND	ug/L	10.0	8.5	1		12/22/22 14:49	637-92-3	
Methyl-tert-butyl ether	ND	ug/L	5.0	3.1	1		12/22/22 14:49	1634-04-4	
Naphthalene	ND	ug/L	5.0	2.1	1		12/22/22 14:49	91-20-3	
Toluene	ND	ug/L	5.0	2.0	1		12/22/22 14:49	108-88-3	
Xylene (Total)	ND	ug/L	5.0	5.0	1		12/22/22 14:49	1330-20-7	
Surrogates									
4-Bromofluorobenzene (S)	100	%	70-130		1		12/22/22 14:49	460-00-4	
1,2-Dichloroethane-d4 (S)	106	%	70-130		1		12/22/22 14:49	17060-07-0	
Toluene-d8 (S)	101	%	70-130		1		12/22/22 14:49	2037-26-5	

REPORT OF LABORATORY ANALYSIS

This report shall not be reproduced, except in full,
without the written consent of Pace Analytical Services, LLC.

Pace Analytical Services, LLC
9800 Kincey Ave. Suite 100
Huntersville, NC 28078
(704)875-9092

ANALYTICAL RESULTS

Project: WESTSIDE QUICK STOP J22-977-D
Pace Project No.: 92643366

Sample: MW19I **Lab ID: 92643366045** Collected: 12/14/22 13:00 Received: 12/19/22 13:11 Matrix: Water

Parameters	Results	Units	Report Limit	MDL	DF	Prepared	Analyzed	CAS No.	Qual
8011 GCS EDB and DBCP	Analytical Method: EPA 8011 Preparation Method: EPA 8011 Pace Analytical Services - Charlotte								
1,2-Dibromoethane (EDB)	ND	ug/L	0.020	0.0073	1	12/23/22 15:34	12/23/22 22:05	106-93-4	
Surrogates									
1-Chloro-2-bromopropane (S)	100	%	60-140		1	12/23/22 15:34	12/23/22 22:05	301-79-56	
8260 MSV	Analytical Method: EPA 8260D Pace Analytical Services - Charlotte								
tert-Amyl Alcohol	ND	ug/L	100	65.6	1		12/22/22 04:24	75-85-4	
tert-Amylmethyl ether	ND	ug/L	10.0	3.0	1		12/22/22 04:24	994-05-8	
Benzene	ND	ug/L	5.0	1.7	1		12/22/22 04:24	71-43-2	
3,3-Dimethyl-1-Butanol	ND	ug/L	100	53.9	1		12/22/22 04:24	624-95-3	
tert-Butyl Alcohol	ND	ug/L	100	91.0	1		12/22/22 04:24	75-65-0	
tert-Butyl Formate	ND	ug/L	50.0	24.1	1		12/22/22 04:24	762-75-4	
1,2-Dichloroethane	ND	ug/L	5.0	2.1	1		12/22/22 04:24	107-06-2	
Diisopropyl ether	ND	ug/L	5.0	3.5	1		12/22/22 04:24	108-20-3	
Ethanol	ND	ug/L	200	144	1		12/22/22 04:24	64-17-5	
Ethylbenzene	ND	ug/L	5.0	1.8	1		12/22/22 04:24	100-41-4	
Ethyl-tert-butyl ether	ND	ug/L	10.0	8.5	1		12/22/22 04:24	637-92-3	
Methyl-tert-butyl ether	**3.4J**	ug/L	5.0	3.1	1		12/22/22 04:24	1634-04-4	
Naphthalene	ND	ug/L	5.0	2.1	1		12/22/22 04:24	91-20-3	
Toluene	ND	ug/L	5.0	2.0	1		12/22/22 04:24	108-88-3	
Xylene (Total)	ND	ug/L	5.0	5.0	1		12/22/22 04:24	1330-20-7	
Surrogates									
4-Bromofluorobenzene (S)	99	%	70-130		1		12/22/22 04:24	460-00-4	
1,2-Dichloroethane-d4 (S)	102	%	70-130		1		12/22/22 04:24	17060-07-0	
Toluene-d8 (S)	100	%	70-130		1		12/22/22 04:24	2037-26-5	

REPORT OF LABORATORY ANALYSIS

This report shall not be reproduced, except in full,
without the written consent of Pace Analytical Services, LLC.

Pace Analytical Services, LLC
9800 Kincey Ave. Suite 100
Huntersville, NC 28078
(704)875-9092

QUALITY CONTROL DATA

Project: WESTSIDE QUICK STOP J22-977-D
Pace Project No.: 92643366

QC Batch: 745083
QC Batch Method: EPA 8260D
Analysis Method: EPA 8260D
Analysis Description: 8260 MSV SC
Laboratory: Pace Analytical Services - Charlotte
Associated Lab Samples: 92643366026

METHOD BLANK: 3876264 Matrix: Water
Associated Lab Samples: 92643366026

Parameter	Units	Blank Result	Reporting Limit	MDL	Analyzed	Qualifiers
1,2-Dichloroethane	ug/L	ND	5.0	2.1	12/23/22 22:47	
3,3-Dimethyl-1-Butanol	ug/L	ND	100	53.9	12/23/22 22:47	
Benzene	ug/L	ND	5.0	1.7	12/23/22 22:47	
Diisopropyl ether	ug/L	ND	5.0	3.5	12/23/22 22:47	
Ethanol	ug/L	ND	200	144	12/23/22 22:47	
Ethyl-tert-butyl ether	ug/L	ND	10.0	8.5	12/23/22 22:47	
Ethylbenzene	ug/L	ND	5.0	1.8	12/23/22 22:47	
Methyl-tert-butyl ether	ug/L	ND	5.0	3.1	12/23/22 22:47	
Naphthalene	ug/L	ND	5.0	2.1	12/23/22 22:47	
tert-Amyl Alcohol	ug/L	ND	100	65.6	12/23/22 22:47	
tert-Amylmethyl ether	ug/L	ND	10.0	3.0	12/23/22 22:47	
tert-Butyl Alcohol	ug/L	ND	100	91.0	12/23/22 22:47	
tert-Butyl Formate	ug/L	ND	50.0	24.1	12/23/22 22:47	
Toluene	ug/L	ND	5.0	2.0	12/23/22 22:47	
Xylene (Total)	ug/L	ND	5.0	5.0	12/23/22 22:47	
1,2-Dichloroethane-d4 (S)	%	101	70-130		12/23/22 22:47	
4-Bromofluorobenzene (S)	%	100	70-130		12/23/22 22:47	
Toluene-d8 (S)	%	99	70-130		12/23/22 22:47	

LABORATORY CONTROL SAMPLE: 3876265

Parameter	Units	Spike Conc.	LCS Result	LCS % Rec	% Rec Limits	Qualifiers
1,2-Dichloroethane	ug/L	50	53.3	107	70-130	
3,3-Dimethyl-1-Butanol	ug/L	1000	1230	123	70-130	
Benzene	ug/L	50	45.0	90	70-130	
Diisopropyl ether	ug/L	50	51.5	103	70-130	
Ethanol	ug/L	2000	2280	114	70-130	
Ethyl-tert-butyl ether	ug/L	100	101	101	70-130	
Ethylbenzene	ug/L	50	48.9	98	70-130	
Methyl-tert-butyl ether	ug/L	50	51.2	102	70-130	
Naphthalene	ug/L	50	57.7	115	70-130	
tert-Amyl Alcohol	ug/L	1000	1190	119	70-130	
tert-Amylmethyl ether	ug/L	100	106	106	70-130	
tert-Butyl Alcohol	ug/L	500	582	116	70-130	
tert-Butyl Formate	ug/L	400	428	107	70-130	
Toluene	ug/L	50	49.1	98	70-130	
Xylene (Total)	ug/L	150	151	100	70-130	
1,2-Dichloroethane-d4 (S)	%			99	70-130	
4-Bromofluorobenzene (S)	%			101	70-130	

Results presented on this page are in the units indicated by the "Units" column except where an alternate unit is presented to the right of the result.

REPORT OF LABORATORY ANALYSIS

This report shall not be reproduced, except in full,
without the written consent of Pace Analytical Services, LLC.

Pace Analytical Services, LLC
9800 Kincey Ave. Suite 100
Huntersville, NC 28078
(704)875-9092

QUALITY CONTROL DATA

Project: WESTSIDE QUICK STOP J22-977-D
Pace Project No.: 92643366

LABORATORY CONTROL SAMPLE: 3876265

Parameter	Units	Spike Conc.	LCS Result	LCS % Rec	% Rec Limits	Qualifiers
Toluene-d8 (S)	%			98	70-130	

MATRIX SPIKE & MATRIX SPIKE DUPLICATE: 3876266 3876267

Parameter	Units	92643366026 Result	MS Spike Conc.	MSD Spike Conc.	MS Result	MSD Result	MS % Rec	MSD % Rec	% Rec Limits	RPD	Max RPD	Qual
1,2-Dichloroethane	ug/L	ND	400	400	480	509	112	119	70-137	6	30	
3,3-Dimethyl-1-Butanol	ug/L	ND	8000	8000	8400	9740	105	122	39-157	15	30	
Benzene	ug/L	2180	400	400	2680	3020	126	210	70-151	12	30	M1
Diisopropyl ether	ug/L	687	400	400	1120	1250	108	140	63-144	11	30	
Ethanol	ug/L	ND	16000	16000	18400	20800	115	130	39-176	12	30	
Ethyl-tert-butyl ether	ug/L	ND	800	800	872	912	109	114	66-137	5	30	
Ethylbenzene	ug/L	276	400	400	734	793	114	129	66-153	8	30	
Methyl-tert-butyl ether	ug/L	516	400	400	921	1030	101	129	54-156	12	30	
Naphthalene	ug/L	347	400	400	806	904	115	139	61-148	12	30	
tert-Amyl Alcohol	ug/L	29300	8000	8000	35900	45200	82	198	54-153	23	30	M1
tert-Amylmethyl ether	ug/L	ND	800	800	909	947	114	118	69-139	4	30	
tert-Butyl Alcohol	ug/L	ND	4000	4000	6010	7140	119	147	43-188	17	30	
tert-Butyl Formate	ug/L	ND	3200	3200	3530	3710	110	116	10-170	5	30	
Toluene	ug/L	ND	400	400	467	483	110	114	59-148	3	30	
Xylene (Total)	ug/L	ND	1200	1200	1370	1420	114	118	63-158	4	30	
1,2-Dichloroethane-d4 (S)	%						99	99	70-130			
4-Bromofluorobenzene (S)	%						98	100	70-130			
Toluene-d8 (S)	%						99	100	70-130			

Results presented on this page are in the units indicated by the "Units" column except where an alternate unit is presented to the right of the result.

REPORT OF LABORATORY ANALYSIS

This report shall not be reproduced, except in full,
without the written consent of Pace Analytical Services, LLC.

Pace Analytical Services, LLC
9800 Kincey Ave. Suite 100
Huntersville, NC 28078
(704)875-9092

QUALITY CONTROL DATA

Project: WESTSIDE QUICK STOP J22-977-D
Pace Project No.: 92643366

QC Batch: 745087
QC Batch Method: EPA 8260D
Analysis Method: EPA 8260D
Analysis Description: 8260 MSV SC
Laboratory: Pace Analytical Services - Charlotte
Associated Lab Samples: 92643366002, 92643366025, 92643366029, 92643366030, 92643366031, 92643366032, 92643366045

METHOD BLANK: 3876269 Matrix: Water
Associated Lab Samples: 92643366002, 92643366025, 92643366029, 92643366030, 92643366031, 92643366032, 92643366045

Parameter	Units	Blank Result	Reporting Limit	MDL	Analyzed	Qualifiers
1,2-Dichloroethane	ug/L	ND	5.0	2.1	12/21/22 19:32	
3,3-Dimethyl-1-Butanol	ug/L	ND	100	53.9	12/21/22 19:32	
Benzene	ug/L	ND	5.0	1.7	12/21/22 19:32	
Diisopropyl ether	ug/L	ND	5.0	3.5	12/21/22 19:32	
Ethanol	ug/L	ND	200	144	12/21/22 19:32	
Ethyl-tert-butyl ether	ug/L	ND	10.0	8.5	12/21/22 19:32	
Ethylbenzene	ug/L	ND	5.0	1.8	12/21/22 19:32	
Methyl-tert-butyl ether	ug/L	ND	5.0	3.1	12/21/22 19:32	
Naphthalene	ug/L	ND	5.0	2.1	12/21/22 19:32	
tert-Amyl Alcohol	ug/L	ND	100	65.6	12/21/22 19:32	
tert-Amylmethyl ether	ug/L	ND	10.0	3.0	12/21/22 19:32	
tert-Butyl Alcohol	ug/L	ND	100	91.0	12/21/22 19:32	
tert-Butyl Formate	ug/L	ND	50.0	24.1	12/21/22 19:32	
Toluene	ug/L	ND	5.0	2.0	12/21/22 19:32	
Xylene (Total)	ug/L	ND	5.0	5.0	12/21/22 19:32	
1,2-Dichloroethane-d4 (S)	%	102	70-130		12/21/22 19:32	
4-Bromofluorobenzene (S)	%	100	70-130		12/21/22 19:32	
Toluene-d8 (S)	%	99	70-130		12/21/22 19:32	

LABORATORY CONTROL SAMPLE: 3876270

Parameter	Units	Spike Conc.	LCS Result	LCS % Rec	% Rec Limits	Qualifiers
1,2-Dichloroethane	ug/L	50	49.8	100	70-130	
3,3-Dimethyl-1-Butanol	ug/L	1000	1110	111	70-130	
Benzene	ug/L	50	42.6	85	70-130	
Diisopropyl ether	ug/L	50	46.5	93	70-130	
Ethanol	ug/L	2000	1950	97	70-130	
Ethyl-tert-butyl ether	ug/L	100	92.6	93	70-130	
Ethylbenzene	ug/L	50	47.4	95	70-130	
Methyl-tert-butyl ether	ug/L	50	47.7	95	70-130	
Naphthalene	ug/L	50	55.8	112	70-130	
tert-Amyl Alcohol	ug/L	1000	1060	106	70-130	
tert-Amylmethyl ether	ug/L	100	101	101	70-130	
tert-Butyl Alcohol	ug/L	500	505	101	70-130	
tert-Butyl Formate	ug/L	400	394	98	70-130	
Toluene	ug/L	50	47.0	94	70-130	
Xylene (Total)	ug/L	150	146	97	70-130	
1,2-Dichloroethane-d4 (S)	%			100	70-130	
4-Bromofluorobenzene (S)	%			101	70-130	

Results presented on this page are in the units indicated by the "Units" column except where an alternate unit is presented to the right of the result.

REPORT OF LABORATORY ANALYSIS

This report shall not be reproduced, except in full,
without the written consent of Pace Analytical Services, LLC.

Pace Analytical Services, LLC
9800 Kincey Ave. Suite 100
Huntersville, NC 28078
(704)875-9092

QUALITY CONTROL DATA

Project: WESTSIDE QUICK STOP J22-977-D
Pace Project No.: 92643366

LABORATORY CONTROL SAMPLE: 3876270

Parameter	Units	Spike Conc.	LCS Result	LCS % Rec	% Rec Limits	Qualifiers
Toluene-d8 (S)	%			99	70-130	

MATRIX SPIKE & MATRIX SPIKE DUPLICATE: 3876271 3876272

Parameter	Units	92643366025 Result	MS Spike Conc.	MSD Spike Conc.	MS Result	MSD Result	MS % Rec	MSD % Rec	% Rec Limits	RPD	Max RPD	Qual
1,2-Dichloroethane	ug/L	ND	20	20	24.7	26.4	117	126	70-137	7	30	
3,3-Dimethyl-1-Butanol	ug/L	ND	400	400	466	450	116	113	39-157	3	30	
Benzene	ug/L	ND	20	20	25.0	27.0	121	131	70-151	8	30	
Diisopropyl ether	ug/L	9.6	20	20	32.2	34.0	113	122	63-144	5	30	
Ethanol	ug/L	ND	800	800	954	956	119	119	39-176	0	30	
Ethyl-tert-butyl ether	ug/L	ND	40	40	44.9	48.4	112	121	66-137	7	30	
Ethylbenzene	ug/L	ND	20	20	24.2	26.2	120	130	66-153	8	30	
Methyl-tert-butyl ether	ug/L	9.4	20	20	31.1	32.7	109	117	54-156	5	30	
Naphthalene	ug/L	ND	20	20	25.0	25.5	122	124	61-148	2	30	
tert-Amyl Alcohol	ug/L	302	400	400	797	751	124	112	54-153	6	30	
tert-Amylmethyl ether	ug/L	ND	40	40	46.6	49.6	116	124	69-139	6	30	
tert-Butyl Alcohol	ug/L	ND	200	200	353	345	165	161	43-188	2	30	
tert-Butyl Formate	ug/L	ND	160	160	75.5	65.8	47	41	10-170	14	30	
Toluene	ug/L	ND	20	20	22.8	25.3	114	126	59-148	10	30	
Xylene (Total)	ug/L	ND	60	60	71.6	77.7	119	129	63-158	8	30	
1,2-Dichloroethane-d4 (S)	%						97	96	70-130			
4-Bromofluorobenzene (S)	%						100	99	70-130			
Toluene-d8 (S)	%						99	99	70-130			

Results presented on this page are in the units indicated by the "Units" column except where an alternate unit is presented to the right of the result.

REPORT OF LABORATORY ANALYSIS

This report shall not be reproduced, except in full,
without the written consent of Pace Analytical Services, LLC.

Pace Analytical Services, LLC
9800 Kincey Ave. Suite 100
Huntersville, NC 28078
(704)875-9092

QUALITY CONTROL DATA

Project: WESTSIDE QUICK STOP J22-977-D
Pace Project No.: 92643366

QC Batch: 745088
QC Batch Method: EPA 8260D
Analysis Method: EPA 8260D
Analysis Description: 8260 MSV SC
Laboratory: Pace Analytical Services - Charlotte
Associated Lab Samples: 92643366015, 92643366016, 92643366017, 92643366018, 92643366019, 92643366020, 92643366021, 92643366023, 92643366024, 92643366028

METHOD BLANK: 3876273 Matrix: Water
Associated Lab Samples: 92643366015, 92643366016, 92643366017, 92643366018, 92643366019, 92643366020, 92643366021, 92643366023, 92643366024, 92643366028

Parameter	Units	Blank Result	Reporting Limit	MDL	Analyzed	Qualifiers
1,2-Dichloroethane	ug/L	ND	5.0	2.1	12/22/22 17:09	
3,3-Dimethyl-1-Butanol	ug/L	ND	100	53.9	12/22/22 17:09	
Benzene	ug/L	ND	5.0	1.7	12/22/22 17:09	
Diisopropyl ether	ug/L	ND	5.0	3.5	12/22/22 17:09	
Ethanol	ug/L	ND	200	144	12/22/22 17:09	
Ethyl-tert-butyl ether	ug/L	ND	10.0	8.5	12/22/22 17:09	
Ethylbenzene	ug/L	ND	5.0	1.8	12/22/22 17:09	
Methyl-tert-butyl ether	ug/L	ND	5.0	3.1	12/22/22 17:09	
Naphthalene	ug/L	ND	5.0	2.1	12/22/22 17:09	
tert-Amyl Alcohol	ug/L	ND	100	65.6	12/22/22 17:09	
tert-Amylmethyl ether	ug/L	ND	10.0	3.0	12/22/22 17:09	
tert-Butyl Alcohol	ug/L	ND	100	91.0	12/22/22 17:09	
tert-Butyl Formate	ug/L	ND	50.0	24.1	12/22/22 17:09	
Toluene	ug/L	ND	5.0	2.0	12/22/22 17:09	
Xylene (Total)	ug/L	ND	5.0	5.0	12/22/22 17:09	
1,2-Dichloroethane-d4 (S)	%	98	70-130		12/22/22 17:09	
4-Bromofluorobenzene (S)	%	98	70-130		12/22/22 17:09	
Toluene-d8 (S)	%	104	70-130		12/22/22 17:09	

LABORATORY CONTROL SAMPLE: 3876274

Parameter	Units	Spike Conc.	LCS Result	LCS % Rec	% Rec Limits	Qualifiers
1,2-Dichloroethane	ug/L	50	48.5	97	70-130	
3,3-Dimethyl-1-Butanol	ug/L	1000	1080	108	70-130	
Benzene	ug/L	50	46.7	93	70-130	
Diisopropyl ether	ug/L	50	50.1	100	70-130	
Ethanol	ug/L	2000	1950	98	70-130	
Ethyl-tert-butyl ether	ug/L	100	99.6	100	70-130	
Ethylbenzene	ug/L	50	47.5	95	70-130	
Methyl-tert-butyl ether	ug/L	50	50.9	102	70-130	
Naphthalene	ug/L	50	56.9	114	70-130	
tert-Amyl Alcohol	ug/L	1000	959	96	70-130	
tert-Amylmethyl ether	ug/L	100	99.6	100	70-130	
tert-Butyl Alcohol	ug/L	500	509	102	70-130	
tert-Butyl Formate	ug/L	400	407	102	70-130	
Toluene	ug/L	50	47.3	95	70-130	
Xylene (Total)	ug/L	150	143	95	70-130	

Results presented on this page are in the units indicated by the "Units" column except where an alternate unit is presented to the right of the result.

REPORT OF LABORATORY ANALYSIS

This report shall not be reproduced, except in full,
without the written consent of Pace Analytical Services, LLC.

Pace Analytical Services, LLC
9800 Kincey Ave. Suite 100
Huntersville, NC 28078
(704)875-9092

QUALITY CONTROL DATA

Project: WESTSIDE QUICK STOP J22-977-D
Pace Project No.: 92643366

LABORATORY CONTROL SAMPLE: 3876274

Parameter	Units	Spike Conc.	LCS Result	LCS % Rec	% Rec Limits	Qualifiers
1,2-Dichloroethane-d4 (S)	%			104	70-130	
4-Bromofluorobenzene (S)	%			101	70-130	
Toluene-d8 (S)	%			100	70-130	

MATRIX SPIKE & MATRIX SPIKE DUPLICATE: 3876275 3876276

Parameter	Units	92643366015 Result	MS Spike Conc.	MSD Spike Conc.	MS Result	MSD Result	MS % Rec	MSD % Rec	% Rec Limits	RPD	Max RPD	Qual
1,2-Dichloroethane	ug/L	ND	20	20	24.6	22.7	123	113	70-137	8	30	
3,3-Dimethyl-1-Butanol	ug/L	ND	400	400	451	378	113	95	39-157	18	30	
Benzene	ug/L	ND	20	20	21.3	19.9	106	100	70-151	7	30	
Diisopropyl ether	ug/L	ND	20	20	22.7	21.6	113	108	63-144	5	30	
Ethanol	ug/L	ND	800	800	926	798	116	100	39-176	15	30	
Ethyl-tert-butyl ether	ug/L	ND	40	40	45.2	42.2	113	105	66-137	7	30	
Ethylbenzene	ug/L	ND	20	20	22.9	21.7	114	109	66-153	5	30	
Methyl-tert-butyl ether	ug/L	ND	20	20	22.9	21.3	114	107	54-156	7	30	
Naphthalene	ug/L	ND	20	20	23.9	23.0	119	115	61-148	4	30	
tert-Amyl Alcohol	ug/L	ND	400	400	448	377	112	94	54-153	17	30	
tert-Amylmethyl ether	ug/L	ND	40	40	46.8	43.8	117	109	69-139	7	30	
tert-Butyl Alcohol	ug/L	ND	200	200	258	224	129	112	43-188	14	30	
tert-Butyl Formate	ug/L	ND	160	160	124	95.8	78	60	10-170	26	30	
Toluene	ug/L	ND	20	20	23.0	21.8	115	109	59-148	5	30	
Xylene (Total)	ug/L	ND	60	60	70.2	65.2	117	109	63-158	7	30	
1,2-Dichloroethane-d4 (S)	%						101	102	70-130			
4-Bromofluorobenzene (S)	%						100	101	70-130			
Toluene-d8 (S)	%						100	100	70-130			

Results presented on this page are in the units indicated by the "Units" column except where an alternate unit is presented to the right of the result.

REPORT OF LABORATORY ANALYSIS

This report shall not be reproduced, except in full,
without the written consent of Pace Analytical Services, LLC.

Pace Analytical Services, LLC
9800 Kincey Ave. Suite 100
Huntersville, NC 28078
(704)875-9092

QUALITY CONTROL DATA

Project: WESTSIDE QUICK STOP J22-977-D
Pace Project No.: 92643366

QC Batch: 745093
QC Batch Method: EPA 8260D
Analysis Method: EPA 8260D
Analysis Description: 8260 MSV SC
Laboratory: Pace Analytical Services - Charlotte
Associated Lab Samples: 92643366003, 92643366004, 92643366005, 92643366006, 92643366007, 92643366008, 92643366009, 92643366010, 92643366014, 92643366037, 92643366038, 92643366039, 92643366040, 92643366041, 92643366042, 92643366043, 92643366044

METHOD BLANK: 3876280
Matrix: Water
Associated Lab Samples: 92643366003, 92643366004, 92643366005, 92643366006, 92643366007, 92643366008, 92643366009, 92643366010, 92643366014, 92643366037, 92643366038, 92643366039, 92643366040, 92643366041, 92643366042, 92643366043, 92643366044

Parameter	Units	Blank Result	Reporting Limit	MDL	Analyzed	Qualifiers
1,2-Dichloroethane	ug/L	ND	5.0	2.1	12/22/22 08:05	
3,3-Dimethyl-1-Butanol	ug/L	ND	100	53.9	12/22/22 08:05	
Benzene	ug/L	ND	5.0	1.7	12/22/22 08:05	
Diisopropyl ether	ug/L	ND	5.0	3.5	12/22/22 08:05	
Ethanol	ug/L	ND	200	144	12/22/22 08:05	
Ethyl-tert-butyl ether	ug/L	ND	10.0	8.5	12/22/22 08:05	
Ethylbenzene	ug/L	ND	5.0	1.8	12/22/22 08:05	
Methyl-tert-butyl ether	ug/L	ND	5.0	3.1	12/22/22 08:05	
Naphthalene	ug/L	ND	5.0	2.1	12/22/22 08:05	
tert-Amyl Alcohol	ug/L	ND	100	65.6	12/22/22 08:05	
tert-Amylmethyl ether	ug/L	ND	10.0	3.0	12/22/22 08:05	
tert-Butyl Alcohol	ug/L	ND	100	91.0	12/22/22 08:05	
tert-Butyl Formate	ug/L	ND	50.0	24.1	12/22/22 08:05	
Toluene	ug/L	ND	5.0	2.0	12/22/22 08:05	
Xylene (Total)	ug/L	ND	5.0	5.0	12/22/22 08:05	
1,2-Dichloroethane-d4 (S)	%	100	70-130		12/22/22 08:05	
4-Bromofluorobenzene (S)	%	99	70-130		12/22/22 08:05	
Toluene-d8 (S)	%	100	70-130		12/22/22 08:05	

LABORATORY CONTROL SAMPLE: 3876281

Parameter	Units	Spike Conc.	LCS Result	LCS % Rec	% Rec Limits	Qualifiers
1,2-Dichloroethane	ug/L	50	52.5	105	70-130	
3,3-Dimethyl-1-Butanol	ug/L	1000	1020	102	70-130	
Benzene	ug/L	50	44.0	88	70-130	
Diisopropyl ether	ug/L	50	48.9	98	70-130	
Ethanol	ug/L	2000	1920	96	70-130	
Ethyl-tert-butyl ether	ug/L	100	97.5	97	70-130	
Ethylbenzene	ug/L	50	47.5	95	70-130	
Methyl-tert-butyl ether	ug/L	50	49.4	99	70-130	
Naphthalene	ug/L	50	56.7	113	70-130	
tert-Amyl Alcohol	ug/L	1000	972	97	70-130	
tert-Amylmethyl ether	ug/L	100	103	103	70-130	
tert-Butyl Alcohol	ug/L	500	482	96	70-130	
tert-Butyl Formate	ug/L	400	402	100	70-130	

Results presented on this page are in the units indicated by the "Units" column except where an alternate unit is presented to the right of the result.

REPORT OF LABORATORY ANALYSIS

This report shall not be reproduced, except in full,
without the written consent of Pace Analytical Services, LLC.

Pace Analytical Services, LLC
9800 Kincey Ave. Suite 100
Huntersville, NC 28078
(704)875-9092

QUALITY CONTROL DATA

Project: WESTSIDE QUICK STOP J22-977-D
Pace Project No.: 92643366

LABORATORY CONTROL SAMPLE: 3876281

Parameter	Units	Spike Conc.	LCS Result	LCS % Rec	% Rec Limits	Qualifiers
Toluene	ug/L	50	48.9	98	70-130	
Xylene (Total)	ug/L	150	147	98	70-130	
1,2-Dichloroethane-d4 (S)	%			98	70-130	
4-Bromofluorobenzene (S)	%			99	70-130	
Toluene-d8 (S)	%			97	70-130	

MATRIX SPIKE & MATRIX SPIKE DUPLICATE: 3876282 3876283

Parameter	Units	92643366014 Result	MS Spike Conc.	MSD Spike Conc.	MS Result	MSD Result	MS % Rec	MSD % Rec	% Rec Limits	RPD	Max RPD	Qual
1,2-Dichloroethane	ug/L	ND	20	20	25.7	24.0	128	120	70-137	7	30	
3,3-Dimethyl-1-Butanol	ug/L	ND	400	400	504	449	126	112	39-157	12	30	
Benzene	ug/L	ND	20	20	21.8	20.7	109	103	70-151	5	30	
Diisopropyl ether	ug/L	ND	20	20	24.3	22.4	121	112	63-144	8	30	
Ethanol	ug/L	ND	800	800	1030	953	129	119	39-176	8	30	
Ethyl-tert-butyl ether	ug/L	ND	40	40	47.5	44.1	119	110	66-137	7	30	
Ethylbenzene	ug/L	ND	20	20	24.5	23.1	122	116	66-153	6	30	
Methyl-tert-butyl ether	ug/L	ND	20	20	24.0	22.5	120	113	54-156	6	30	
Naphthalene	ug/L	ND	20	20	27.4	24.1	137	120	61-148	13	30	
tert-Amyl Alcohol	ug/L	ND	400	400	493	440	123	110	54-153	11	30	
tert-Amylmethyl ether	ug/L	ND	40	40	49.2	46.2	123	115	69-139	6	30	
tert-Butyl Alcohol	ug/L	ND	200	200	254	244	127	122	43-188	4	30	
tert-Butyl Formate	ug/L	ND	160	160	173	141	108	88	10-170	20	30	
Toluene	ug/L	ND	20	20	24.0	22.8	120	114	59-148	5	30	
Xylene (Total)	ug/L	ND	60	60	74.3	70.0	124	117	63-158	6	30	
1,2-Dichloroethane-d4 (S)	%						100	101	70-130			
4-Bromofluorobenzene (S)	%						100	101	70-130			
Toluene-d8 (S)	%						99	99	70-130			

Results presented on this page are in the units indicated by the "Units" column except where an alternate unit is presented to the right of the result.

REPORT OF LABORATORY ANALYSIS

This report shall not be reproduced, except in full,
without the written consent of Pace Analytical Services, LLC.

Pace Analytical Services, LLC
9800 Kincey Ave. Suite 100
Huntersville, NC 28078
(704)875-9092

QUALITY CONTROL DATA

Project: WESTSIDE QUICK STOP J22-977-D
Pace Project No.: 92643366

QC Batch: 745420
QC Batch Method: EPA 8260D
Analysis Method: EPA 8260D
Analysis Description: 8260 MSV SC
Laboratory: Pace Analytical Services - Charlotte
Associated Lab Samples: 92643366034, 92643366035, 92643366036

METHOD BLANK: 3877812 Matrix: Water
Associated Lab Samples: 92643366034, 92643366035, 92643366036

Parameter	Units	Blank Result	Reporting Limit	MDL	Analyzed	Qualifiers
1,2-Dichloroethane	ug/L	ND	5.0	2.1	12/22/22 18:53	
3,3-Dimethyl-1-Butanol	ug/L	ND	100	53.9	12/22/22 18:53	
Benzene	ug/L	ND	5.0	1.7	12/22/22 18:53	
Diisopropyl ether	ug/L	ND	5.0	3.5	12/22/22 18:53	
Ethanol	ug/L	ND	200	144	12/22/22 18:53	
Ethyl-tert-butyl ether	ug/L	ND	10.0	8.5	12/22/22 18:53	
Ethylbenzene	ug/L	ND	5.0	1.8	12/22/22 18:53	
Methyl-tert-butyl ether	ug/L	ND	5.0	3.1	12/22/22 18:53	
Naphthalene	ug/L	ND	5.0	2.1	12/22/22 18:53	
tert-Amyl Alcohol	ug/L	ND	100	65.6	12/22/22 18:53	
tert-Amylmethyl ether	ug/L	ND	10.0	3.0	12/22/22 18:53	
tert-Butyl Alcohol	ug/L	ND	100	91.0	12/22/22 18:53	
tert-Butyl Formate	ug/L	ND	50.0	24.1	12/22/22 18:53	
Toluene	ug/L	ND	5.0	2.0	12/22/22 18:53	
Xylene (Total)	ug/L	ND	5.0	5.0	12/22/22 18:53	
1,2-Dichloroethane-d4 (S)	%	101	70-130		12/22/22 18:53	
4-Bromofluorobenzene (S)	%	96	70-130		12/22/22 18:53	
Toluene-d8 (S)	%	101	70-130		12/22/22 18:53	

LABORATORY CONTROL SAMPLE: 3877813

Parameter	Units	Spike Conc.	LCS Result	LCS % Rec	% Rec Limits	Qualifiers
1,2-Dichloroethane	ug/L	50	49.3	99	70-130	
3,3-Dimethyl-1-Butanol	ug/L	1000	948	95	70-130	
Benzene	ug/L	50	46.8	94	70-130	
Diisopropyl ether	ug/L	50	47.0	94	70-130	
Ethanol	ug/L	2000	2020	101	70-130	
Ethyl-tert-butyl ether	ug/L	100	94.1	94	70-130	
Ethylbenzene	ug/L	50	48.5	97	70-130	
Methyl-tert-butyl ether	ug/L	50	46.5	93	70-130	
Naphthalene	ug/L	50	48.8	98	70-130	
tert-Amyl Alcohol	ug/L	1000	964	96	70-130	
tert-Amylmethyl ether	ug/L	100	99.3	99	70-130	
tert-Butyl Alcohol	ug/L	500	538	108	70-130	
tert-Butyl Formate	ug/L	400	378	95	70-130	
Toluene	ug/L	50	48.0	96	70-130	
Xylene (Total)	ug/L	150	148	99	70-130	
1,2-Dichloroethane-d4 (S)	%			98	70-130	
4-Bromofluorobenzene (S)	%			100	70-130	

Results presented on this page are in the units indicated by the "Units" column except where an alternate unit is presented to the right of the result.

REPORT OF LABORATORY ANALYSIS

This report shall not be reproduced, except in full,
without the written consent of Pace Analytical Services, LLC.

Pace Analytical Services, LLC
9800 Kincey Ave. Suite 100
Huntersville, NC 28078
(704)875-9092

QUALITY CONTROL DATA

Project: WESTSIDE QUICK STOP J22-977-D
Pace Project No.: 92643366

LABORATORY CONTROL SAMPLE: 3877813

Parameter	Units	Spike Conc.	LCS Result	LCS % Rec	% Rec Limits	Qualifiers
Toluene-d8 (S)	%			100	70-130	

MATRIX SPIKE & MATRIX SPIKE DUPLICATE: 3877814 3877815

Parameter	Units	92643171002 Result	MS Spike Conc.	MSD Spike Conc.	MS Result	MSD Result	MS % Rec	MSD % Rec	% Rec Limits	RPD	Max RPD	Qual
1,2-Dichloroethane	ug/L	ND	1000	1000	1230	1160	123	116	70-137	5	30	
3,3-Dimethyl-1-Butanol	ug/L	ND	20000	20000	22700	22700	113	113	39-157	0	30	
Benzene	ug/L	1180	1000	1000	2320	2710	114	152	70-151	15	30	M1
Diisopropyl ether	ug/L	ND	1000	1000	1180	1120	118	112	63-144	5	30	
Ethanol	ug/L	ND	40000	40000	49100	47900	123	120	39-176	3	30	
Ethyl-tert-butyl ether	ug/L	ND	2000	2000	2340	2200	117	110	66-137	6	30	
Ethylbenzene	ug/L	891	1000	1000	2080	2370	119	148	66-153	13	30	
Methyl-tert-butyl ether	ug/L	ND	1000	1000	1150	1120	115	112	54-156	3	30	
Naphthalene	ug/L	419	1000	1000	1710	1840	129	142	61-148	7	30	
tert-Amyl Alcohol	ug/L	ND	20000	20000	24200	23600	121	118	54-153	3	30	
tert-Amylmethyl ether	ug/L	ND	2000	2000	2380	2300	119	115	69-139	3	30	
tert-Butyl Alcohol	ug/L	ND	10000	10000	13400	13300	134	133	43-188	1	30	
tert-Butyl Formate	ug/L	ND	8000	8000	8660	7950	108	99	10-170	9	30	
Toluene	ug/L	7110	1000	1000	8080	10600	96	349	59-148	27	30	E,M1
Xylene (Total)	ug/L	7070	3000	3000	10500	12900	115	196	63-158	21	30	MS
1,2-Dichloroethane-d4 (S)	%						99	98	70-130			
4-Bromofluorobenzene (S)	%						98	100	70-130			
Toluene-d8 (S)	%						99	98	70-130			

Results presented on this page are in the units indicated by the "Units" column except where an alternate unit is presented to the right of the result.

REPORT OF LABORATORY ANALYSIS

This report shall not be reproduced, except in full,
without the written consent of Pace Analytical Services, LLC.

Pace Analytical Services, LLC
9800 Kincey Ave. Suite 100
Huntersville, NC 28078
(704)875-9092

QUALITY CONTROL DATA

Project: WESTSIDE QUICK STOP J22-977-D
Pace Project No.: 92643366

QC Batch: 745898
QC Batch Method: EPA 8260D
Analysis Method: EPA 8260D
Analysis Description: 8260 MSV SC
Laboratory: Pace Analytical Services - Charlotte
Associated Lab Samples: 92643366001, 92643366011, 92643366012, 92643366013, 92643366022, 92643366027, 92643366033

METHOD BLANK: 3879822 Matrix: Water
Associated Lab Samples: 92643366001, 92643366011, 92643366012, 92643366013, 92643366022, 92643366027, 92643366033

Parameter	Units	Blank Result	Reporting Limit	MDL	Analyzed	Qualifiers
1,2-Dichloroethane	ug/L	ND	5.0	2.1	12/27/22 11:34	
3,3-Dimethyl-1-Butanol	ug/L	ND	100	53.9	12/27/22 11:34	
Benzene	ug/L	ND	5.0	1.7	12/27/22 11:34	
Diisopropyl ether	ug/L	ND	5.0	3.5	12/27/22 11:34	
Ethanol	ug/L	ND	200	144	12/27/22 11:34	
Ethyl-tert-butyl ether	ug/L	ND	10.0	8.5	12/27/22 11:34	
Ethylbenzene	ug/L	ND	5.0	1.8	12/27/22 11:34	
Methyl-tert-butyl ether	ug/L	ND	5.0	3.1	12/27/22 11:34	
Naphthalene	ug/L	ND	5.0	2.1	12/27/22 11:34	
tert-Amyl Alcohol	ug/L	ND	100	65.6	12/27/22 11:34	
tert-Amylmethyl ether	ug/L	ND	10.0	3.0	12/27/22 11:34	
tert-Butyl Alcohol	ug/L	ND	100	91.0	12/27/22 11:34	
tert-Butyl Formate	ug/L	ND	50.0	24.1	12/27/22 11:34	
Toluene	ug/L	ND	5.0	2.0	12/27/22 11:34	
Xylene (Total)	ug/L	ND	5.0	5.0	12/27/22 11:34	
1,2-Dichloroethane-d4 (S)	%	106	70-130		12/27/22 11:34	
4-Bromofluorobenzene (S)	%	99	70-130		12/27/22 11:34	
Toluene-d8 (S)	%	100	70-130		12/27/22 11:34	

LABORATORY CONTROL SAMPLE: 3879823

Parameter	Units	Spike Conc.	LCS Result	LCS % Rec	% Rec Limits	Qualifiers
1,2-Dichloroethane	ug/L	50	50.5	101	70-130	
3,3-Dimethyl-1-Butanol	ug/L	1000	1110	111	70-130	
Benzene	ug/L	50	43.6	87	70-130	
Diisopropyl ether	ug/L	50	49.8	100	70-130	
Ethanol	ug/L	2000	2080	104	70-130	
Ethyl-tert-butyl ether	ug/L	100	98.0	98	70-130	
Ethylbenzene	ug/L	50	49.1	98	70-130	
Methyl-tert-butyl ether	ug/L	50	49.7	99	70-130	
Naphthalene	ug/L	50	59.4	119	70-130	
tert-Amyl Alcohol	ug/L	1000	1070	107	70-130	
tert-Amylmethyl ether	ug/L	100	104	104	70-130	
tert-Butyl Alcohol	ug/L	500	510	102	70-130	
tert-Butyl Formate	ug/L	400	427	107	70-130	
Toluene	ug/L	50	47.9	96	70-130	
Xylene (Total)	ug/L	150	151	100	70-130	
1,2-Dichloroethane-d4 (S)	%			96	70-130	
4-Bromofluorobenzene (S)	%			101	70-130	

Results presented on this page are in the units indicated by the "Units" column except where an alternate unit is presented to the right of the result.

REPORT OF LABORATORY ANALYSIS

This report shall not be reproduced, except in full,
without the written consent of Pace Analytical Services, LLC.

Pace Analytical Services, LLC
9800 Kincey Ave. Suite 100
Huntersville, NC 28078
(704)875-9092

QUALITY CONTROL DATA

Project: WESTSIDE QUICK STOP J22-977-D
Pace Project No.: 92643366

LABORATORY CONTROL SAMPLE: 3879823

Parameter	Units	Spike Conc.	LCS Result	LCS % Rec	% Rec Limits	Qualifiers
Toluene-d8 (S)	%			98	70-130	

MATRIX SPIKE & MATRIX SPIKE DUPLICATE: 3879824 3879825

Parameter	Units	92643366033 Result	MS Spike Conc.	MSD Spike Conc.	MS Result	MSD Result	MS % Rec	MSD % Rec	% Rec Limits	RPD	Max RPD	Qual
1,2-Dichloroethane	ug/L	ND	500	500	613	640	123	128	70-137	4	30	
3,3-Dimethyl-1-Butanol	ug/L	ND	10000	10000	10300	11700	103	117	39-157	12	30	
Benzene	ug/L	3250	500	500	3750	3690	99	86	70-151	2	30	
Diisopropyl ether	ug/L	136	500	500	702	740	113	121	63-144	5	30	
Ethanol	ug/L	ND	20000	20000	23600	25100	118	125	39-176	6	30	
Ethyl-tert-butyl ether	ug/L	ND	1000	1000	1120	1190	112	119	66-137	6	30	
Ethylbenzene	ug/L	477	500	500	1030	1070	111	119	66-153	4	30	
Methyl-tert-butyl ether	ug/L	1830	500	500	2480	2430	130	120	54-156	2	30	
Naphthalene	ug/L	76.4J	500	500	631	689	111	123	61-148	9	30	
tert-Amyl Alcohol	ug/L	4050	10000	10000	15200	16100	111	120	54-153	6	30	
tert-Amylmethyl ether	ug/L	ND	1000	1000	1150	1220	115	122	69-139	6	30	
tert-Butyl Alcohol	ug/L	ND	5000	5000	6440	6750	120	126	43-188	5	30	
tert-Butyl Formate	ug/L	ND	4000	4000	4260	4510	106	113	10-170	6	30	
Toluene	ug/L	549	500	500	1090	1110	109	113	59-148	2	30	
Xylene (Total)	ug/L	3530	1500	1500	5240	5330	113	120	63-158	2	30	
1,2-Dichloroethane-d4 (S)	%						106	103	70-130			
4-Bromofluorobenzene (S)	%						101	101	70-130			
Toluene-d8 (S)	%						100	99	70-130			

Results presented on this page are in the units indicated by the "Units" column except where an alternate unit is presented to the right of the result.

REPORT OF LABORATORY ANALYSIS

This report shall not be reproduced, except in full,
without the written consent of Pace Analytical Services, LLC.

Pace Analytical Services, LLC
9800 Kincey Ave. Suite 100
Huntersville, NC 28078
(704)875-9092

QUALITY CONTROL DATA

Project: WESTSIDE QUICK STOP J22-977-D
Pace Project No.: 92643366

QC Batch: 745586
QC Batch Method: EPA 8011
Analysis Method: EPA 8011
Analysis Description: GCS 8011 EDB DBCP
Laboratory: Pace Analytical Services - Charlotte
Associated Lab Samples: 92643366001, 92643366002, 92643366003, 92643366004, 92643366005, 92643366006, 92643366007, 92643366008, 92643366009, 92643366010, 92643366011, 92643366012, 92643366013, 92643366014, 92643366015, 92643366016, 92643366017, 92643366018, 92643366019, 92643366020

METHOD BLANK: 3878451 Matrix: Water
Associated Lab Samples: 92643366001, 92643366002, 92643366003, 92643366004, 92643366005, 92643366006, 92643366007, 92643366008, 92643366009, 92643366010, 92643366011, 92643366012, 92643366013, 92643366014, 92643366015, 92643366016, 92643366017, 92643366018, 92643366019, 92643366020

Parameter	Units	Blank Result	Reporting Limit	MDL	Analyzed	Qualifiers
1,2-Dibromoethane (EDB)	ug/L	ND	0.020	0.0074	12/23/22 19:59	
1-Chloro-2-bromopropane (S)	%	118	60-140		12/23/22 19:59	

LABORATORY CONTROL SAMPLE & LCSD: 3878452 3878453

Parameter	Units	Spike Conc.	LCS Result	LCSD Result	LCS % Rec	LCSD % Rec	% Rec Limits	RPD	Max RPD	Qualifiers
1,2-Dibromoethane (EDB)	ug/L	0.24	0.35	0.29	144	116	60-140	20	20	L1
1-Chloro-2-bromopropane (S)	%				145	107	60-140			S0

MATRIX SPIKE & MATRIX SPIKE DUPLICATE: 3878455 3878456

Parameter	Units	92643366002 Result	MS Spike Conc.	MSD Spike Conc.	MS Result	MSD Result	MS % Rec	MSD % Rec	% Rec Limits	RPD	Max RPD	Qual
1,2-Dibromoethane (EDB)	ug/L	ND	0.27	0.27	0.31	0.30	116	111	60-140	4	20	
1-Chloro-2-bromopropane (S)	%						109	107	60-140			

SAMPLE DUPLICATE: 3878454

Parameter	Units	92643366001 Result	Dup Result	RPD	Max RPD	Qualifiers
1,2-Dibromoethane (EDB)	ug/L	ND	ND		20	
1-Chloro-2-bromopropane (S)	%	109	112			

Results presented on this page are in the units indicated by the "Units" column except where an alternate unit is presented to the right of the result.

REPORT OF LABORATORY ANALYSIS

This report shall not be reproduced, except in full,
without the written consent of Pace Analytical Services, LLC.

Pace Analytical Services, LLC
9800 Kincey Ave. Suite 100
Huntersville, NC 28078
(704)875-9092

QUALITY CONTROL DATA

Project: WESTSIDE QUICK STOP J22-977-D
Pace Project No.: 92643366

QC Batch: 745589
QC Batch Method: EPA 8011
Analysis Method: EPA 8011
Analysis Description: GCS 8011 EDB DBCP
Laboratory: Pace Analytical Services - Charlotte
Associated Lab Samples: 92643366021, 92643366022, 92643366023, 92643366024, 92643366025, 92643366026, 92643366027, 92643366028, 92643366029, 92643366030, 92643366031, 92643366032, 92643366033, 92643366034, 92643366035, 92643366036, 92643366037, 92643366038, 92643366039, 92643366040

METHOD BLANK: 3878470 Matrix: Water
Associated Lab Samples: 92643366021, 92643366022, 92643366023, 92643366024, 92643366025, 92643366026, 92643366027, 92643366028, 92643366029, 92643366030, 92643366031, 92643366032, 92643366033, 92643366034, 92643366035, 92643366036, 92643366037, 92643366038, 92643366039, 92643366040

Parameter	Units	Blank Result	Reporting Limit	MDL	Analyzed	Qualifiers
1,2-Dibromoethane (EDB)	ug/L	ND	0.020	0.0074	12/23/22 16:26	
1-Chloro-2-bromopropane (S)	%	103	60-140		12/23/22 16:26	

LABORATORY CONTROL SAMPLE & LCSD: 3878471 3878472

Parameter	Units	Spike Conc.	LCS Result	LCSD Result	LCS % Rec	LCSD % Rec	% Rec Limits	RPD	Max RPD	Qualifiers
1,2-Dibromoethane (EDB)	ug/L	0.25	0.31	0.30	124	116	60-140	4	20	
1-Chloro-2-bromopropane (S)	%				115	106	60-140			

MATRIX SPIKE & MATRIX SPIKE DUPLICATE: 3878474 3878475

Parameter	Units	92643366022 Result	MS Spike Conc.	MSD Spike Conc.	MS Result	MSD Result	MS % Rec	MSD % Rec	% Rec Limits	RPD	Max RPD	Qual
1,2-Dibromoethane (EDB)	ug/L	ND	0.25	0.25	0.35	0.36	142	145	60-140	2	20	M1
1-Chloro-2-bromopropane (S)	%						117	112	60-140			

SAMPLE DUPLICATE: 3878473

Parameter	Units	92643366021 Result	Dup Result	RPD	Max RPD	Qualifiers
1,2-Dibromoethane (EDB)	ug/L	ND	ND		20	
1-Chloro-2-bromopropane (S)	%	129	103			

Results presented on this page are in the units indicated by the "Units" column except where an alternate unit is presented to the right of the result.

REPORT OF LABORATORY ANALYSIS

This report shall not be reproduced, except in full,
without the written consent of Pace Analytical Services, LLC.

Pace Analytical Services, LLC
9800 Kincey Ave. Suite 100
Huntersville, NC 28078
(704)875-9092

QUALITY CONTROL DATA

Project: WESTSIDE QUICK STOP J22-977-D
Pace Project No.: 92643366

QC Batch: 745593
QC Batch Method: EPA 8011
Analysis Method: EPA 8011
Analysis Description: GCS 8011 EDB DBCP
Laboratory: Pace Analytical Services - Charlotte
Associated Lab Samples: 92643366041, 92643366045

METHOD BLANK: 3878492 Matrix: Water
Associated Lab Samples: 92643366041, 92643366045

Parameter	Units	Blank Result	Reporting Limit	MDL	Analyzed	Qualifiers
1,2-Dibromoethane (EDB)	ug/L	ND	0.020	0.0075	12/23/22 21:12	
1-Chloro-2-bromopropane (S)	%	109	60-140		12/23/22 21:12	

LABORATORY CONTROL SAMPLE & LCSD: 3878493 3878494

Parameter	Units	Spike Conc.	LCS Result	LCSD Result	LCS % Rec	LCSD % Rec	% Rec Limits	RPD	Max RPD	Qualifiers
1,2-Dibromoethane (EDB)	ug/L	0.25	0.32	0.29	129	114	60-140	12	20	
1-Chloro-2-bromopropane (S)	%				114	107	60-140			

MATRIX SPIKE & MATRIX SPIKE DUPLICATE: 3878496 3878497

Parameter	Units	92643366045 Result	MS Spike Conc.	MSD Spike Conc.	MS Result	MSD Result	MS % Rec	MSD % Rec	% Rec Limits	RPD	Max RPD	Qual
1,2-Dibromoethane (EDB)	ug/L	ND	0.25	0.25	0.26	0.27	105	108	60-140	3	20	
1-Chloro-2-bromopropane (S)	%						101	101	60-140			

SAMPLE DUPLICATE: 3878495

Parameter	Units	92643366041 Result	Dup Result	RPD	Max RPD	Qualifiers
1,2-Dibromoethane (EDB)	ug/L	ND	ND		20	
1-Chloro-2-bromopropane (S)	%	132	122			

Results presented on this page are in the units indicated by the "Units" column except where an alternate unit is presented to the right of the result.

REPORT OF LABORATORY ANALYSIS

This report shall not be reproduced, except in full,
without the written consent of Pace Analytical Services, LLC.

Pace Analytical Services, LLC
9800 Kincey Ave. Suite 100
Huntersville, NC 28078
(704)875-9092

QUALIFIERS

Project: WESTSIDE QUICK STOP J22-977-D
Pace Project No.: 92643366

DEFINITIONS

DF - Dilution Factor, if reported, represents the factor applied to the reported data due to dilution of the sample aliquot.

ND - Not Detected at or above adjusted reporting limit.

TNTC - Too Numerous To Count

J - Estimated concentration above the adjusted method detection limit and below the adjusted reporting limit.

MDL - Adjusted Method Detection Limit.

PQL - Practical Quantitation Limit.

RL - Reporting Limit - The lowest concentration value that meets project requirements for quantitative data with known precision and bias for a specific analyte in a specific matrix.

S - Surrogate

1,2-Diphenylhydrazine decomposes to and cannot be separated from Azobenzene using Method 8270. The result for each analyte is a combined concentration.

Consistent with EPA guidelines, unrounded data are displayed and have been used to calculate % recovery and RPD values.

LCS(D) - Laboratory Control Sample (Duplicate)

MS(D) - Matrix Spike (Duplicate)

DUP - Sample Duplicate

RPD - Relative Percent Difference

NC - Not Calculable.

SG - Silica Gel - Clean-Up

U - Indicates the compound was analyzed for, but not detected.

Acid preservation may not be appropriate for 2 Chloroethylvinyl ether.

A separate vial preserved to a pH of 4-5 is recommended in SW846 Chapter 4 for the analysis of Acrolein and Acrylonitrile by EPA Method 8260.

N-Nitrosodiphenylamine decomposes and cannot be separated from Diphenylamine using Method 8270. The result reported for each analyte is a combined concentration.

Reported results are not rounded until the final step prior to reporting. Therefore, calculated parameters that are typically reported as "Total" may vary slightly from the sum of the reported component parameters.

Pace Analytical is TNI accredited. Contact your Pace PM for the current list of accredited analytes.

TNI - The NELAC Institute.

ANALYTE QUALIFIERS

E	Analyte concentration exceeded the calibration range. The reported result is estimated.
L1	Analyte recovery in the laboratory control sample (LCS) was above QC limits. Results for this analyte in associated samples may be biased high.
M1	Matrix spike recovery exceeded QC limits. Batch accepted based on laboratory control sample (LCS) recovery.
MS	Analyte recovery in the matrix spike was outside QC limits for one or more of the constituent analytes used in the calculated result.
S0	Surrogate recovery outside laboratory control limits.

This report shall not be reproduced, except in full,
without the written consent of Pace Analytical Services, LLC.

Pace Analytical Services, LLC
9800 Kincey Ave. Suite 100
Huntersville, NC 28078
(704)875-9092

QUALITY CONTROL DATA CROSS REFERENCE TABLE

Project: WESTSIDE QUICK STOP J22-977-D
Pace Project No.: 92643366

Lab ID	Sample ID	QC Batch Method	QC Batch	Analytical Method	Analytical Batch
92643366001	MW02	EPA 8011	745586	EPA 8011	745744
92643366002	MW04	EPA 8011	745586	EPA 8011	745744
92643366003	MW03	EPA 8011	745586	EPA 8011	745744
92643366004	MW04I	EPA 8011	745586	EPA 8011	745744
92643366005	MW05	EPA 8011	745586	EPA 8011	745744
92643366006	MW06	EPA 8011	745586	EPA 8011	745744
92643366007	MW08	EPA 8011	745586	EPA 8011	745744
92643366008	MW09	EPA 8011	745586	EPA 8011	745744
92643366009	MW10	EPA 8011	745586	EPA 8011	745744
92643366010	MW11	EPA 8011	745586	EPA 8011	745744
92643366011	MW12	EPA 8011	745586	EPA 8011	745744
92643366012	MW12I	EPA 8011	745586	EPA 8011	745744
92643366013	MW14	EPA 8011	745586	EPA 8011	745744
92643366014	MW14I	EPA 8011	745586	EPA 8011	745744
92643366015	MW15	EPA 8011	745586	EPA 8011	745744
92643366016	MW15I	EPA 8011	745586	EPA 8011	745744
92643366017	MW16	EPA 8011	745586	EPA 8011	745744
92643366018	MW16I	EPA 8011	745586	EPA 8011	745744
92643366019	MW17	EPA 8011	745586	EPA 8011	745744
92643366020	MW17I	EPA 8011	745586	EPA 8011	745744
92643366021	MW19	EPA 8011	745589	EPA 8011	745749
92643366022	MW20	EPA 8011	745589	EPA 8011	745749
92643366023	MW22	EPA 8011	745589	EPA 8011	745749
92643366024	MW22I	EPA 8011	745589	EPA 8011	745749
92643366025	MW23	EPA 8011	745589	EPA 8011	745749
92643366026	MW23I	EPA 8011	745589	EPA 8011	745749
92643366027	MW25	EPA 8011	745589	EPA 8011	745749
92643366028	MW26	EPA 8011	745589	EPA 8011	745749
92643366029	MW26I	EPA 8011	745589	EPA 8011	745749
92643366030	MW27	EPA 8011	745589	EPA 8011	745749
92643366031	MW27I	EPA 8011	745589	EPA 8011	745749
92643366032	MW28	EPA 8011	745589	EPA 8011	745749
92643366033	MWX	EPA 8011	745589	EPA 8011	745749
92643366034	MWXR	EPA 8011	745589	EPA 8011	745749
92643366035	DUP A	EPA 8011	745589	EPA 8011	745749
92643366036	DUP 2	EPA 8011	745589	EPA 8011	745749
92643366037	FB1	EPA 8011	745589	EPA 8011	745749
92643366038	FB2	EPA 8011	745589	EPA 8011	745749
92643366039	FB3	EPA 8011	745589	EPA 8011	745749
92643366040	EB1	EPA 8011	745589	EPA 8011	745749
92643366041	EB2	EPA 8011	745593	EPA 8011	745750
92643366045	MW19I	EPA 8011	745593	EPA 8011	745750
92643366001	MW02	EPA 8260D	745898		
92643366002	MW04	EPA 8260D	745087		
92643366003	MW03	EPA 8260D	745093		
92643366004	MW04I	EPA 8260D	745093		

REPORT OF LABORATORY ANALYSIS

This report shall not be reproduced, except in full,
without the written consent of Pace Analytical Services, LLC.

Pace Analytical Services, LLC
9800 Kincey Ave. Suite 100
Huntersville, NC 28078
(704)875-9092

QUALITY CONTROL DATA CROSS REFERENCE TABLE

Project: WESTSIDE QUICK STOP J22-977-D
Pace Project No.: 92643366

Lab ID	Sample ID	QC Batch Method	QC Batch	Analytical Method	Analytical Batch
92643366005	MW05	EPA 8260D	745093		
92643366006	MW06	EPA 8260D	745093		
92643366007	MW08	EPA 8260D	745093		
92643366008	MW09	EPA 8260D	745093		
92643366009	MW10	EPA 8260D	745093		
92643366010	MW11	EPA 8260D	745093		
92643366011	MW12	EPA 8260D	745898		
92643366012	MW12I	EPA 8260D	745898		
92643366013	MW14	EPA 8260D	745898		
92643366014	MW14I	EPA 8260D	745093		
92643366015	MW15	EPA 8260D	745088		
92643366016	MW15I	EPA 8260D	745088		
92643366017	MW16	EPA 8260D	745088		
92643366018	MW16I	EPA 8260D	745088		
92643366019	MW17	EPA 8260D	745088		
92643366020	MW17I	EPA 8260D	745088		
92643366021	MW19	EPA 8260D	745088		
92643366022	MW20	EPA 8260D	745898		
92643366023	MW22	EPA 8260D	745088		
92643366024	MW22I	EPA 8260D	745088		
92643366025	MW23	EPA 8260D	745087		
92643366026	MW23I	EPA 8260D	745083		
92643366027	MW25	EPA 8260D	745898		
92643366028	MW26	EPA 8260D	745088		
92643366029	MW26I	EPA 8260D	745087		
92643366030	MW27	EPA 8260D	745087		
92643366031	MW27I	EPA 8260D	745087		
92643366032	MW28	EPA 8260D	745087		
92643366033	MWX	EPA 8260D	745898		
92643366034	MWXR	EPA 8260D	745420		
92643366035	DUP A	EPA 8260D	745420		
92643366036	DUP 2	EPA 8260D	745420		
92643366037	FB1	EPA 8260D	745093		
92643366038	FB2	EPA 8260D	745093		
92643366039	FB3	EPA 8260D	745093		
92643366040	EB1	EPA 8260D	745093		
92643366041	EB2	EPA 8260D	745093		
92643366042	TRIP BLANK 1	EPA 8260D	745093		
92643366043	TRIP BLANK 2	EPA 8260D	745093		
92643366044	TRIP BLANK 3	EPA 8260D	745093		
92643366045	MW19I	EPA 8260D	745087		

This report shall not be reproduced, except in full,
without the written consent of Pace Analytical Services, LLC.

Laboratory receiving samples:
Asheville ☐ Eden ☐ Greenwood ☐ Huntersville ☑ Raleigh ☐ Mechanicsville ☐ Atlanta ☐ Kernersville ☐

Sample Condition Upon Receipt

Client Name: Petra-Tech Enviro. LLC

Project #: WO# : 92643366

92643366

Courier: ☐ Commercial ☑ Fed Ex ☐ UPS ☐ USPS ☑ Pace ☐ Client ☐ Other:____

Custody Seal Present? ☐ Yes ☑ No Seals Intact? ☐ Yes ☑ No

Date/Initials Person Examining Contents: GMH 12/21/22

Packing Material: ☐ Bubble Wrap ☑ Bubble Bags ☐ None ☐ Other

Biological Tissue Frozen? ☐ Yes ☐ No ☑ N/A

Thermometer: ☑ IR Gun ID: 92709

Type of Ice: ☑ Wet ☐ Blue ☐ None

Cooler Temp: 1.0, 1.4, 2.1 Correction Factor: Add/Subtract (°C) 0

Cooler Temp Corrected (°C): 1.0, 1.4, 2.1

Temp should be above freezing to 6°C
☐ Samples out of temp criteria. Samples on ice, cooling process has begun

USDA Regulated Soil (☑ N/A, water sample)
Did samples originate in a quarantine zone within the United States: CA, NY, or SC (check maps)? ☐ Yes ☐ No

Did samples originate from a foreign source (internationally, including Hawaii and Puerto Rico)? ☐ Yes ☐ No

				Comments/Discrepancy:
Chain of Custody Present?	☑ Yes	☐ No	☐ N/A	1.
Samples Arrived within Hold Time?	☑ Yes	☐ No	☐ N/A	2.
Short Hold Time Analysis (<72 hr.)?	☐ Yes	☑ No	☐ N/A	3.
Rush Turn Around Time Requested?	☐ Yes	☑ No	☐ N/A	4.
Sufficient Volume?	☑ Yes	☐ No	☐ N/A	5.
Correct Containers Used?	☑ Yes	☐ No	☐ N/A	6.
-Pace Containers Used?	☑ Yes	☐ No	☐ N/A	
Containers Intact?	☑ Yes	☐ No	☐ N/A	7.
Dissolved analysis: Samples Field Filtered?	☐ Yes	☐ No	☑ N/A	8.
Sample Labels Match COC?	☑ Yes	☐ No	☐ N/A	9.
-Includes Date/Time/ID/Analysis Matrix: WT				
Headspace in VOA Vials (>5-6mm)?	☐ Yes	☑ No	☐ N/A	10.
Trip Blank Present?	☑ Yes	☐ No	☐ N/A	11.
Trip Blank Custody Seals Present?	☑ Yes	☐ No	☐ N/A	

COMMENTS/SAMPLE DISCREPANCY

Field Data Required? ☐ Yes ☐ No

☆ Two extra Trip Blanks received (10/27/22)

Lot ID of split containers:

CLIENT NOTIFICATION/RESOLUTION

Person contacted: _____ Date/Time: _____

Project Manager SCURF Review: _____ Date: _____

Project Manager SRF Review: _____ Date: _____

*Check mark top half of box if pH and/or dechlorination is verified and within the acceptance range for preservation samples.

Exceptions: VOA, Coliform, TOC, Oil and Grease, DRO/8015 (water) DOC, LLHg

**Bottom half of box is to list number of bottles

***Check all unpreserved Nitrates for chlorine

Project # WO# : 92643366

PM: TMC Due Date: 12/27/22

CLIENT: 92-Petra-Tec

(1)

Item#	BP4U-125 mL Plastic Unpreserved (N/A) (Cl-)	BP3U-250 mL Plastic Unpreserved (N/A)	BP2U-500 mL Plastic Unpreserved (N/A)	BP1U-1 liter Plastic Unpreserved (N/A)	BP4S-125 mL Plastic H2SO4 (pH < 2) (Cl-)	BP3N-250 mL plastic HNO3 (pH < 2)	BP4Z-125 mL Plastic ZN Acetate & NaOH (>9)	BP4B-125 mL Plastic NaOH (pH > 12) (Cl-)	WGFU-Wide-mouthed Glass jar Unpreserved	AG1U-1 liter Amber Unpreserved (N/A) (Cl-)	AG1H-1 liter Amber HCl (pH < 2)	AG3U-250 mL Amber Unpreserved (N/A) (Cl-)	AG1S-1 liter Amber H2SO4 (pH < 2)	AG3S-250 mL Amber H2SO4 (pH < 2)	DG94-250 mL Amber NH4Cl (N/A)(Cl-)	DG9H-40 mL VOA HCl (N/A)	VG9T-40 mL VOA Na2S2O3 (N/A)	VG9U-40 mL VOA Unpreserved (N/A)	DG9V-40 mL VOA H3PO4 (N/A)	DG9S-40 mL VOA H2SO4 (N/A)	V/GK (3 vials per kit)-VPH/Gas kit (N/A)	SP5T-125 mL Sterile Plastic (N/A – lab)	SP2T-250 mL Sterile Plastic (N/A – lab)		BP3R-250 mL Plastic (NH2)2SO4 (9.3-9.7)	AG0U-100 mL Amber Unpreserved (N/A) (Cl-)	VSGU-20 mL Scintillation vials (N/A)	DG9U-40 mL Amber Unpreserved vials (N/A)
1																6													
2																6													
3																5													
4																6													
5																5													
6																5													
7																5													
8																5													
9																6													
10																													
11																													
12																													

pH Adjustment Log for Preserved Samples

Sample ID	Type of Preservative	pH upon receipt	Date preservation adjusted	Time preservation adjusted	Amount of Preservative added	Lot #

Note: Whenever there is a discrepancy affecting North Carolina compliance samples, a copy of this form will be sent to the North Carolina DENR Certification Office (i.e. Out of hold, incorrect preservative, out of temp, incorrect containers.

*Check mark top half of box if pH and/or dechlorination is verified and within the acceptance range for preservation samples.
Exceptions: VOA, Coliform, TOC, Oil and Grease, DRO/8015 (water) DOC, LLHg

**Bottom half of box is to list number of bottles
***Check all unpreserved Nitrates for chlorine

Project #

(2)

Item#	BP4U-125 mL Plastic Unpreserved (N/A) (Cl-)	BP3U-250 mL Plastic Unpreserved (N/A)	BP2U-500 mL Plastic Unpreserved (N/A)	BP1U-1 liter Plastic Unpreserved (N/A)	BP4S-125 mL Plastic H2SO4 (pH < 2) (Cl-)	BP3N-250 mL plastic HNO3 (pH < 2)	BP4Z-125 mL Plastic ZN Acetate & NaOH (>9)	BP4B-125 mL Plastic NaOH (pH > 12) (Cl-)	WGFU-Wide-mouthed Glass jar Unpreserved	AG1U-1 liter Amber Unpreserved (N/A) (Cl-)	AG1H-1 liter Amber HCl (pH < 2)	AG3U-250 mL Amber Unpreserved (N/A) (Cl-)	AG1S-1 liter Amber H2SO4 (pH < 2)	AG3S-250 mL Amber H2SO4 (pH < 2)	DG94-250 mL Amber NH4Cl (N/A)(Cl-)	DG9H-40 mL VOA HCl (N/A)	VG9T-40 mL VOA Na2S2O3 (N/A)	VG9U-40 mL VOA Unpreserved (N/A)	DG9V-40 mL VOA H3PO4 (N/A)	DG9S-40 mL VOA H2SO4 (N/A)	V/GK (3 vials per kit)-VPH/Gas kit (N/A)	SP5T-125 mL Sterile Plastic (N/A – lab)	SP2T-250 mL Sterile Plastic (N/A – lab)		BP3R-250 mL Plastic (NH2)2SO4 (9.3-9.7)	AG0U-100 mL Amber Unpreserved (N/A) (Cl-)	VSGU-20 mL Scintillation vials (N/A)	DG9U-40 mL Amber Unpreserved vials (N/A)
1																5												
2																6												
3																6												
4																5												
5																5												
6																5												
7																5												
8																5												
9																5												
10																6												
11																6												
12																												

pH Adjustment Log for Preserved Samples

Sample ID	Type of Preservative	pH upon receipt	Date preservation adjusted	Time preservation adjusted	Amount of Preservative added	Lot #

Note: Whenever there is a discrepancy affecting North Carolina compliance samples, a copy of this form will be sent to the North Carolina DENR Certification Office (i.e. Out of hold, incorrect preservative, out of temp, incorrect containers.

*Check mark top half of box if pH and/or dechlorination is verified and within the acceptance range for preservation samples.
Exceptions: VOA, Coliform, TOC, Oil and Grease, DRO/8015 (water) DOC, LLHg

**Bottom half of box is to list number of bottles
***Check all unpreserved Nitrates for chlorine

Project #

3

Item#	BP4U-125 mL Plastic Unpreserved (N/A) (Cl-)	BP3U-250 mL Plastic Unpreserved (N/A)	BP2U-500 mL Plastic Unpreserved (N/A)	BP1U-1 liter Plastic Unpreserved (N/A)	BP4S-125 mL Plastic H2SO4 (pH < 2) (Cl-)	BP3N-250 mL plastic HNO3 (pH < 2)	BP4Z-125 mL Plastic ZN Acetate & NaOH (>9)	BP4B-125 mL Plastic NaOH (pH > 12) (Cl-)	WGFU-Wide-mouthed Glass jar Unpreserved	AG1U-1 liter Amber Unpreserved (N/A) (Cl-)	AG1H-1 liter Amber HCl (pH < 2)	AG3U-250 mL Amber Unpreserved (N/A) (Cl-)	AG1S-1 liter Amber H2SO4 (pH < 2)	AG3S-250 mL Amber H2SO4 (pH < 2)	DG94-250 mL Amber NH4Cl (N/A)(Cl-)	DG9H-40 mL VOA HCl (N/A)	VG9T-40 mL VOA Na2S2O3 (N/A)	VG9U-40 mL VOA Unpreserved (N/A)	DG9Y-40 mL VOA H3PO4 (N/A)	DG9S-40 mL VOA H2SO4 (N/A)	V/GK (3 vials per kit)-VPH/Gas kit (N/A)	SP5T-125 mL Sterile Plastic (N/A – lab)	SP2T-250 mL Sterile Plastic (N/A – lab)		BP3R-250 mL Plastic (NH2)2SO4 (9.3-9.7)	AG0U-100 mL Amber Unpreserved (N/A) (Cl-)	VSGU-20 mL Scintillation vials (N/A)	DG9U-40 mL Amber Unpreserved vials (N/A)
1																5												
2																5												
3																6												
4																6												
5																5												
6																5												
7																5												
8																6												
9																6												
10																												
11																												
12																												

pH Adjustment Log for Preserved Samples

Sample ID	Type of Preservative	pH upon receipt	Date preservation adjusted	Time preservation adjusted	Amount of Preservative added	Lot #

Note: Whenever there is a discrepancy affecting North Carolina compliance samples, a copy of this form will be sent to the North Carolina DENR Certification Office (i.e. Out of hold, incorrect preservative, out of temp, incorrect containers.

*Check mark top half of box if pH and/or dechlorination is verified and within the acceptance range for preservation samples.

Exceptions: VOA, Coliform, TOC, Oil and Grease, DRO/8015 (water) DOC, LLHg

**Bottom half of box is to list number of bottles

***Check all unpreserved Nitrates for chlorine

Project #

(4)

Item#	BP4U-125 mL Plastic Unpreserved (N/A) (Cl-)	BP3U-250 mL Plastic Unpreserved (N/A)	BP2U-500 mL Plastic Unpreserved (N/A)	BP1U-1 liter Plastic Unpreserved (N/A)	BP4S-125 mL Plastic H2SO4 (pH < 2) (Cl-)	BP3N-250 mL plastic HNO3 (pH < 2)	BP4Z-125 mL Plastic ZN Acetate & NaOH (>9)	BP4B-125 mL Plastic NaOH (pH > 12) (Cl-)	WGFU-Wide-mouthed Glass jar Unpreserved	AG1U-1 liter Amber Unpreserved (N/A) (Cl-)	AG1H-1 liter Amber HCl (pH < 2)	AG3U-250 mL Amber Unpreserved (N/A) (Cl-)	AG1S-1 liter Amber H2SO4 (pH < 2)	AG3S-250 mL Amber H2SO4 (pH < 2)	DG94-250 mL Amber NH4Cl (N/A)(Cl-)	DG9H-40 mL VOA HCl (N/A)	VG9T-40 mL VOA Na2S2O3 (N/A)	VG9U-40 mL VOA Unpreserved (N/A)	DG9V-40 mL VOA H3PO4 (N/A)	DG9S-40 mL VOA H2SO4 (N/A)	V/GK (3 vials per kit)-VPH/Gas kit (N/A)	SP5T-125 mL Sterile Plastic (N/A – lab)	SP2T-250 mL Sterile Plastic (N/A – lab)		BP3R-250 mL Plastic (NH2)2SO4 (9.3-9.7)	AG0U-100 mL Amber Unpreserved (N/A) (Cl-)	VSGU-20 mL Scintillation vials (N/A)	DG9U-40 mL Amber Unpreserved vials (N/A)
1																5													
2																5													
3																5													
4																5													
5																5													
6																5													
7																6													
8																5													
9																													
10																													
11																													
12																													

pH Adjustment Log for Preserved Samples

Sample ID	Type of Preservative	pH upon receipt	Date preservation adjusted	Time preservation adjusted	Amount of Preservative added	Lot #

Note: Whenever there is a discrepancy affecting North Carolina compliance samples, a copy of this form will be sent to the North Carolina DENR Certification Office (i.e. Out of hold, incorrect preservative, out of temp, incorrect containers.

*Check mark top half of box if pH and/or dechlorination is verified and within the acceptance range for preservation samples.
Exceptions: VOA, Coliform, TOC, Oil and Grease, DRO/8015 (water) DOC, LLHg

**Bottom half of box is to list number of bottles
***Check all unpreserved Nitrates for chlorine

Project #

5

Item#	BP4U-125 mL Plastic Unpreserved (N/A) (Cl-)	BP3U-250 mL Plastic Unpreserved (N/A)	BP2U-500 mL Plastic Unpreserved (N/A)	BP1U-1 liter Plastic Unpreserved (N/A)	BP4S-125 mL Plastic H2SO4 (pH < 2) (Cl-)	BP3N-250 mL plastic HNO3 (pH < 2)	BP4Z-125 mL Plastic ZN Acetate & NaOH (>9)	BP4B-125 mL Plastic NaOH (pH > 12) (Cl-)	WGFU-Wide-mouthed Glass jar Unpreserved	AG1U-1 liter Amber Unpreserved (N/A) (Cl-)	AG1H-1 liter Amber HCl (pH < 2)	AG3U-250 mL Amber Unpreserved (N/A) (Cl-)	AG1S-1 liter Amber H2SO4 (pH < 2)	AG3S-250 mL Amber H2SO4 (pH < 2)	DG94-250 mL Amber NH4Cl (N/A)(Cl-)	DG9H-40 mL VOA HCl (N/A)	VG9T-40 mL VOA Na2S2O3 (N/A)	VG9U-40 mL VOA Unpreserved (N/A)	DG9V-40 mL VOA H3PO4 (N/A)	DG9S-40 mL VOA H2SO4 (N/A)	V/GK (3 vials per kit)-VPH/Gas kit (N/A)	SP5T-125 mL Sterile Plastic (N/A – lab)	SP2T-250 mL Sterile Plastic (N/A – lab)		BP3R-250 mL Plastic (NH2)2SO4 (9.3-9.7)	AG0U-100 mL Amber Unpreserved (N/A) (Cl-)	VSGU-20 mL Scintillation vials (N/A)	DG9U-40 mL Amber Unpreserved vials (N/A)
1																5													
2																5													
3																5													
4																5													
5																2													
6																2													
7																2													
8																5													
9																2													
10																2													
11																.													
12																													

Extra
TBS

pH Adjustment Log for Preserved Samples

Sample ID	Type of Preservative	pH upon receipt	Date preservation adjusted	Time preservation adjusted	Amount of Preservative added	Lot #

Note: Whenever there is a discrepancy affecting North Carolina compliance samples, a copy of this form will be sent to the North Carolina DENR Certification Office (i.e. Out of hold, incorrect preservative, out of temp, incorrect containers.

CHAIN-OF-CUSTODY / Analytical Request Document

The Chain-of-Custody is a LEGAL DOCUMENT. All relevant fields must be completed accurately.

Pace Analytical™ www.pacelabs.com

Section A Required Client Information:		Section B Required Project Information:		Section C Invoice Information:	
Company:	Petra-Tech Environmental, LLC	Report To:		Attention:	
Address:	2435 East North Street, STE 1108-202	Copy To:		Company Name:	
	Greenville, South Carolina 29615			Address:	
Email To:	tslack@petratechenv.com	Purchase Order No.:		Pace Quote Reference:	
Phone:	Fax:	Project Name:	Westside Quick Stop	Pace Project Manager:	
Requested Due Date/TAT:		Project Number:	J22-977-D	Pace Profile #:	

REGULATORY AGENCY

☐ NPDES ☐ GROUND WATER ☐ DRINKING WATER

☑ UST ☐ RCRA ☐ OTHER

Site Location STATE: SC

Requested Analysis Filtered (Y/N)

ITEM #	Section D Required Client Information — SAMPLE ID (A-Z, 0-9 / ,-) Sample IDs MUST BE UNIQUE	MATRIX CODE (see valid codes to left)	SAMPLE TYPE (G=GRAB C=COMP)	COLLECTED: COMPOSITE START DATE	COMPOSITE START TIME	COMPOSITE END/GRAB DATE	COMPOSITE END/GRAB TIME	SAMPLE TEMP AT COLLECTION	# OF CONTAINERS	Preservatives: Unpreserved	H_2SO_4	HNO_3	HCl	NaOH	$Na_2S_2O_3$	Methanol	Other	Analysis Test Y/N	8260B BTEXMN+1,2-DCA	+8oxy	8011 EDB	Residual Chlorine (Y/N)	Pace Project No./ Lab I.D.
1	~~MW01~~	~~WT~~	~~G~~						~~5~~				~~5~~						~~X~~		~~X~~		F.P.
2	MW02	WT	G			12.16.22	1000		6				6						X		X		001
3	MW04	WT	G			12/15/22	1320		6				6						X		X		002
4	MW03	WT	G			12/14/22	1115		5				5						X		X		003
5	MW04I	WT	G			12.15.22	1305		6				6						X		X		004
6	~~MW04I~~	~~WT~~	~~G~~						~~5~~				~~5~~						~~X~~		~~X~~		
7	MW05	WT	G			12/14/22	1445		5				5						X		X		005
8	MW06	WT	G			12/14	1430		5				5						X		X		006
9	~~MW07~~	~~WT~~	~~G~~			~~12/15~~			~~5~~				~~5~~										Blockage @ 26' Dry
10	MW08	WT	G			12/15	0850		5				5						X		X		007
11	MW09	WT	G			12/15	0830		5				5						X		X		008
12	MW10	WT	G			12/15	1150		6				6						X		X		009

Valid Matrix Codes: DRINKING WATER DW; WATER WT; WASTE WATER WW; PRODUCT P; SOIL/SOLID SL; OIL OL; WIPE WP; AIR AR; OTHER OT; TISSUE TS

92643366 Pace Project No./ Lab I.D.

ADDITIONAL COMMENTS	RELINQUISHED BY / AFFILIATION	DATE	TIME	ACCEPTED BY / AFFILIATION	DATE	TIME	SAMPLE CONDITIONS: Temp in °C	Received on Ice (Y/N)	Custody Sealed Cooler (Y/N)	Samples Intact (Y/N)
		12/19/22	1311	Pace	12/19/22	13 11	1.9	Y	N	Y
	Pace	12/19/22	1600	KBomhardt	12/19	1600	0.7			
	KBomhardt	12/19		GAMM Pace HM	12/19/22	1600	1.8	Y	N	Y
							WDLM 2/1			

SAMPLER NAME AND SIGNATURE

PRINT Name of SAMPLER: Jimmy Slagh

SIGNATURE of SAMPLER: DATE Signed (MM/DD/YY): 12/19/22

*Important Note: By signing this form you are accepting Pace's NET 30 day payment terms and agreeing to late charges of 1.5% per month for any invoices not paid within 30 days.

Pace Analytical™
www.pacelabs.com

CHAIN-OF-CUSTODY / Analytical Request Document

The Chain-of-Custody is a LEGAL DOCUMENT. All relevant fields must be completed accurately.

Section A — **Required** Client Information:

Company:	Petra-Tech Environmental, LLC
Address:	2435 East North Street, STE 1108-202
	Greenville, South Carolina 29615
Email To:	tslack@petratechenv.com
Phone:	Fax:
Requested Due Date/TAT:	

Section B — **Required** Project Information:

Report To:	
Copy To:	
Purchase Order No.:	
Project Name:	Westside Quick Stop
Project Number:	J22-977-D

Section C — Invoice Information:

Attention:	
Company Name:	
Address:	
Pace Quote Reference:	
Pace Project Manager:	
Pace Profile #:	

REGULATORY AGENCY

☐ NPDES ☐ GROUND WATER ☐ DRINKING WATER
☑ UST ☐ RCRA ☐ OTHER

Site Location STATE: SC

Section D — **Required** Client Information

SAMPLE ID (A-Z, 0-9 / ,-) Sample IDs MUST BE UNIQUE

Valid Matrix Codes

MATRIX	CODE
DRINKING WATER	DW
WATER	WT
WASTE WATER	WW
PRODUCT	P
SOIL/SOLID	SL
OIL	OL
WIPE	WP
AIR	AR
OTHER	OT
TISSUE	TS

ITEM #	SAMPLE ID	MATRIX CODE (see valid codes to left)	SAMPLE TYPE (G=GRAB C=COMP)	COLLECTED COMPOSITE START DATE	COLLECTED COMPOSITE START TIME	COLLECTED COMPOSITE END/GRAB DATE	COLLECTED COMPOSITE END/GRAB TIME	SAMPLE TEMP AT COLLECTION	# OF CONTAINERS	Preservatives: Unpreserved	H_2SO_4	HNO_3	HCl	NaOH	$Na_2S_2O_3$	Methanol	Other	Analysis Test Y/N	8260B BTEXMN+1,2-DCA	+8oxy	8011 EDB	Residual Chlorine (Y/N)	Pace Project No./ Lab I.D.
1	MW11	WT	G			12.15	1135		5				5						X		X		92643366 010
2	MW12	WT	G			12.15	1500		6				6						X		X		011
3	MW12I	WT	G			12.15	1450		6				6						X		X		012
4	MW14	WT	G			12/14	1535		5				5						X		X		013
5	MW14I	WT	G			12/14	1520		5				5						X		X		014
6	MW15	WT	G			12/14	1630		5				5						X		X		015
7	MW15I	WT	G			12/14	1610		5				5						X		X		016
8	MW16	WT	G			12/14	1720		5				5						X		X		017
9	MW16I	WT	G			12/14	1700		5				5						X		X		018
10	MW17	WT	G			12/15	1110		6				6						X		X		019
11	MW17I	WT	G			12/15	1050		6				6						X		X		020
12	~~MW18~~																						Not Located

ADDITIONAL COMMENTS	RELINQUISHED BY / AFFILIATION	DATE	TIME	ACCEPTED BY / AFFILIATION	DATE	TIME	SAMPLE CONDITIONS: Temp in °C	Received on Ice (Y/N)	Custody Sealed Cooler (Y/N)	Samples Intact (Y/N)
	[signature] Pace	12/19/22	1311	~~[signature]~~ Pace	12/19/22	1311	1.8	Y	N	Y
	[signature] Pace	12/19/22	1600	KBonham AOL	12/19	1600	0.7	Y		
	KBonham AOL	12/19		GMM Pace HWL	12/19/22	1600	1.1	Y	N	Y
							1.0, 1.4 2nd			

SAMPLER NAME AND SIGNATURE

PRINT Name of SAMPLER: Jimmy Slagh

SIGNATURE of SAMPLER: [signature] DATE Signed (MM/DD/YY): 12/19/22

*Important Note: By signing this form you are accepting Pace's NET 30 day payment terms and agreeing to late charges of 1.5% per month for any invoices not paid within 30 days.

Pace Analytical
www.pacelabs.com

CHAIN-OF-CUSTODY / Analytical Request Document

The Chain-of-Custody is a LEGAL DOCUMENT. All relevant fields must be completed accurately.

Section A — **Required** Client Information:

Company:	Petra-Tech Environmental, LLC
Address:	2435 East North Street, STE 1108-202
	Greenville, South Carolina 29615
Email To:	tslack@petratechenv.com
Phone:	Fax:
Requested Due Date/TAT:	

Section B — **Required** Project Information:

Report To:	
Copy To:	
Purchase Order No.:	
Project Name:	Westside Quick Stop
Project Number:	J22-977-D

Section C — Invoice Information:

Attention:	
Company Name:	
Address:	
Pace Quote Reference:	
Pace Project Manager:	
Pace Profile #:	

REGULATORY AGENCY

☐ NPDES ☐ GROUND WATER ☐ DRINKING WATER
☑ UST ☐ RCRA ☐ OTHER

Site Location — **STATE:** SC

Section D — **Required** Client Information

SAMPLE ID (A-Z, 0-9 / ,-) Sample IDs MUST BE UNIQUE

Valid Matrix Codes

MATRIX	CODE
DRINKING WATER	DW
WATER	WT
WASTE WATER	WW
PRODUCT	P
SOIL/SOLID	SL
OIL	OL
WIPE	WP
AIR	AR
OTHER	OT
TISSUE	TS

Requested Analysis Filtered (Y/N)

ITEM #	SAMPLE ID	MATRIX CODE (see valid codes to left)	SAMPLE TYPE (G=GRAB C=COMP)	COLLECTED: COMPOSITE START DATE	COMPOSITE START TIME	COMPOSITE END/GRAB DATE	COMPOSITE END/GRAB TIME	SAMPLE TEMP AT COLLECTION	# OF CONTAINERS	Preservatives: Unpreserved	H_2SO_4	HNO_3	HCl	NaOH	$Na_2S_2O_3$	Methanol	Other	Analysis Test Y/N	8260B BTEXMN+1,2-DCA +8oxy	8011 EDB	Residual Chlorine (Y/N)	Pace Project No./ Lab I.D.
1	~~MW18I~~	WT	G						5				5						X	X		Not Located
2	MW19	WT	G			12/14	1335		5				5						X	X		021
3	MW20	WT	G			12/14	1410		5				5						X	X		022
4	~~MW21~~	WT	G						5				5						X	X		F.P.
5	MW22	WT	G			12/15	1410		6				6						X	X		023
6	MW22I	WT	G			12/5	1400		5				6						X	X		024
7	MW23	WT	G			12/14	1225		5				5						X	X		025
8	MW23I	WT	G			12/14	1150		5				5						X	X		026
9	~~MW24~~	WT	G						5				5						X	X		F.P.
10	MW25	WT	G			12/15	1005		5				5						X	X		027
11	MW26	WT	G			12/15	1600		6				6						X	X		028
12	MW26I	WT	G			12/15	1540		6				6						X	X		029

ADDITIONAL COMMENTS	RELINQUISHED BY / AFFILIATION	DATE	TIME	ACCEPTED BY / AFFILIATION	DATE	TIME	SAMPLE CONDITIONS: Temp in °C	Received on Ice (Y/N)	Custody Sealed Cooler (Y/N)	Samples Intact (Y/N)
		12/19/22	1311	Pace	12/19/22	1311	1.8	Y	N	Y
	Pace	12/19/22	1600	KBenhamAcr	12/19	1600	0.7			
	KBenhamAcr	12/19					1.1			
				Comm Pace HM	12/19/22	1600	1.0, 1.1 2.1	Y	N	Y

SAMPLER NAME AND SIGNATURE

PRINT Name of SAMPLER: Jimmy Slagh

SIGNATURE of SAMPLER: [signature] DATE Signed (MM/DD/YY): 12/19/22

*Important Note: By signing this form you are accepting Pace's NET 30 day payment terms and agreeing to late charges of 1.5% per month for any invoices not paid within 30 days.

Pace Analytical
www.pacelabs.com

CHAIN-OF-CUSTODY / Analytical Request Document

The Chain-of-Custody is a LEGAL DOCUMENT. All relevant fields must be completed accurately.

Section A Required Client Information:

Company:	Petra-Tech Environmental, LLC
Address:	2435 East North Street, STE 1108-202
	Greenville, South Carolina 29615
Email To:	tslack@petratechenv.com
Phone:	Fax:
Requested Due Date/TAT:	

Section B Required Project Information:

Report To:	
Copy To:	
Purchase Order No.:	
Project Name:	Westside Quick Stop
Project Number:	J22-977-D

Section C Invoice Information:

Attention:	
Company Name:	
Address:	
Pace Quote Reference:	
Pace Project Manager:	
Pace Profile #:	

REGULATORY AGENCY

☐ NPDES ☐ GROUND WATER ☐ DRINKING WATER
☑ UST ☐ RCRA ☐ OTHER

Site Location STATE: SC

Section D Required Client Information

SAMPLE ID
(A-Z, 0-9 / ,-)
Sample IDs MUST BE UNIQUE

Valid Matrix Codes

MATRIX	CODE
DRINKING WATER	DW
WATER	WT
WASTE WATER	WW
PRODUCT	P
SOIL/SOLID	SL
OIL	OL
WIPE	WP
AIR	AR
OTHER	OT
TISSUE	TS

ITEM #	SAMPLE ID	MATRIX CODE (see valid codes to left)	SAMPLE TYPE (G=GRAB C=COMP)	COLLECTED COMPOSITE START DATE	COLLECTED COMPOSITE START TIME	COLLECTED COMPOSITE END/GRAB DATE	COLLECTED COMPOSITE END/GRAB TIME	SAMPLE TEMP AT COLLECTION	# OF CONTAINERS	Preservatives: Unpreserved	H_2SO_4	HNO_3	HCl	NaOH	$Na_2S_2O_3$	Methanol	Other	Requested Analysis Filtered (Y/N) Y/N	Analysis Test: 8260B BTEXMN+1,2-DCA	+8oxy	8011 EDB	Residual Chlorine (Y/N)	Pace Project No./ Lab I.D.
1	MW27	WT	G			12/14	1055		5				5					X	X			92643366 030
2	MW27I	WT	G			12/14	1035		5				5					X	X			031
3	MW28	WT	G			12/15	0905		5				5					X	X			032
4	~~RW01~~	~~WT~~	~~G~~			12			5				5					X	X			FP
5	~~RW02~~	WT	G						5				5					X	X			FP
6	~~RW03~~	~~WT~~	~~G~~						5				5					X	X			FP
7	MWX	WT	G			12/15	1020		5				5					X	X			033
8	MWXR	WT	G			12/15	0930		5				5					X	X			034
9	DUP A	WT	G			12/15	1025		5				5					X	X			035
10	DUP B	WT	G			12/15	1505		6				6					X	X			← 036
11	~~DUP C~~	~~WT~~	~~G~~						5				5					X	X			
12	FB1	WT	G			12/14	1510		5				5					X	X			037

ADDITIONAL COMMENTS	RELINQUISHED BY / AFFILIATION	DATE	TIME	ACCEPTED BY / AFFILIATION	DATE	TIME	SAMPLE CONDITIONS: Temp in °C	Received on Ice (Y/N)	Custody Sealed Cooler (Y/N)	Samples Intact (Y/N)
	Jimmy Slagle	12/19/22	1311	Pace	12/19/22	1311	1.8	Y	W	Y
	Pace	12/19/22	1600	KBenhamAcc	12/19	1600	0.7			
							1.1			
				GMM Pace HM	12/19/22	1600	1.0, 1.4 2x	Y	N	Y

SAMPLER NAME AND SIGNATURE

PRINT Name of SAMPLER: Jimmy Slagle

SIGNATURE of SAMPLER: [signature] DATE Signed (MM/DD/YY): 12/19/22

*Important Note: By signing this form you are accepting Pace's NET 30 day payment terms and agreeing to late charges of 1.5% per month for any invoices not paid within 30 days.

Pace Analytical
www.pacelabs.com

CHAIN-OF-CUSTODY / Analytical Request Document

The Chain-of-Custody is a LEGAL DOCUMENT. All relevant fields must be completed accurately.

Section A — **Required** Client Information:

Company:	Petra-Tech Environmental, LLC
Address:	2435 East North Street, STE 1108-202
	Greenville, South Carolina 29615
Email To:	tslack@petratechenv.com
Phone:	Fax:
Requested Due Date/TAT:	

Section B — **Required** Project Information:

Report To:	
Copy To:	
Purchase Order No.:	
Project Name:	Westside Quick Stop
Project Number:	J22-977-D

Section C — Invoice Information:

Attention:	
Company Name:	
Address:	
Pace Quote Reference:	
Pace Project Manager:	
Pace Profile #:	

REGULATORY AGENCY

☐ NPDES ☐ GROUND WATER ☐ DRINKING WATER
☑ UST ☐ RCRA ☐ OTHER

Site Location — **STATE:** SC

Section D — **Required** Client Information

SAMPLE ID
(A-Z, 0-9 / ,-)
Sample IDs MUST BE UNIQUE

Valid Matrix Codes

MATRIX	CODE
DRINKING WATER	DW
WATER	WT
WASTE WATER	WW
PRODUCT	P
SOIL/SOLID	SL
OIL	OL
WIPE	WP
AIR	AR
OTHER	OT
TISSUE	TS

ITEM #	SAMPLE ID	MATRIX CODE (see valid codes to left)	SAMPLE TYPE (G=GRAB C=COMP)	COLLECTED: COMPOSITE START DATE	COMPOSITE START TIME	COMPOSITE END/GRAB DATE	COMPOSITE END/GRAB TIME	SAMPLE TEMP AT COLLECTION	# OF CONTAINERS	Preservatives: Unpreserved	H_2SO_4	HNO_3	HCl	NaOH	$Na_2S_2O_3$	Methanol	Other	Analysis Test Y/N	8260B BTEXMN+1,2-DCA	+8oxy	8011 EDB	Residual Chlorine (Y/N)	Pace Project No./ Lab I.D.
1	FB2	WT	G			12/15	0840		5				5						X		X		038
2	FB3	WT	G			12/16	0945		5				5						X		X		039
3	EB1	WT	G			12/14	1445		5				5						X		X		040
4	EB2	WT	G			12/15	0845		5				5						X		X		041
5	~~EB3~~	WT	G			12/16			5				5						X		X		
6	Trip Blank	WT	G			---	---		2				2						X				042
7	Trip Blank	WT	G			---	---		2				2						X				043
8	Trip Blank	WT	G			---	---		2				2						X				044
9	MW19I					12/14	1300		5				5						X		X		045
10																							
11																							
12																							

Requested Analysis Filtered (Y/N)

ADDITIONAL COMMENTS	RELINQUISHED BY / AFFILIATION	DATE	TIME	ACCEPTED BY / AFFILIATION	DATE	TIME	SAMPLE CONDITIONS: Temp in °C	Received on Ice (Y/N)	Custody Sealed Cooler (Y/N)	Samples Intact (Y/N)
		12/19/22	1311	Pace	12/19/22	1311	1.8			
	Pace	12/19/22	1600	KBunkerAir	12/19	1600	0.7	Y	N	Y
	KBunkerAir	12/19					1.1			
				GNR Pace HV	12/14/22	1600	1.2, 1.4, 2.1	Y	N	Y

SAMPLER NAME AND SIGNATURE

PRINT Name of SAMPLER: Jimmy Slagh

SIGNATURE of SAMPLER: [signature] DATE Signed (MM/DD/YY): 12/19/22

*Important Note: By signing this form you are accepting Pace's NET 30 day payment terms and agreeing to late charges of 1.5% per month for any invoices not paid within 30 days.

WESTSIDE QUICK STOP – UST PERMIT #12430

APPENDIX D

January 5, 2023

MR. MIKE WRIGHT
450 DOVE HILL CIRCLE
EASLEY, SC 29640

Subject: **Report of Groundwater Sampling December 2022 – Abbreviated Copy**
Westside Quick Stop
821 West Parker Road
Greenville, Greenville County, South Carolina
SCDHEC UST Permit #12430
PTE Job No. J22-977d

Dear property owner:

Please find enclosed a copy of the *Report of Groundwater Sampling September 2021* for your records. The report describes activities performed on behalf of UST Permit #12430 located at 821 West Parker Road in Greenville, Greenville County, South Carolina. The Assessment activities were performed in response to the South Carolina Department of Health and Environmental Control's directive letter dated July 7, 2022. The report is distributed to owners of properties where assessment activities may have been performed and to those who expressed interest in the assessment findings.

If you have any questions regarding the above mentioned assessment report, please do not hesitate to contact us or the South Carolina Department of Health and Environmental Control (SCDHEC) at:

SCDHEC – Ms. Morgan Thomas, Project Manager
Phone: 803.898.2889
Email: thomasma@dhec.sc.gov

Sincerely,

Petra-Tech Environmental

Trever Z. Slack, P.G.
Principal Hydrogeologist

January 5, 2023

DAVID ESPINOZA & LESLIE GUERRA
2209 W BLUE RIDGE DRIVE
GREENVILLE, SC 29611

Subject: **Report of Groundwater Sampling December 2022 – Abbreviated Copy**
Westside Quick Stop
821 West Parker Road
Greenville, Greenville County, South Carolina
SCDHEC UST Permit #12430
PTE Job No. J22-977d

Dear property owner:

Please find enclosed a copy of the *Report of Groundwater Sampling August 2020* for your records. The report describes activities performed on behalf of UST Permit #12430 located at 821 West Parker Road in Greenville, Greenville County, South Carolina. The Assessment activities were performed in response to the South Carolina Department of Health and Environmental Control's directive letter dated July 7, 2022. The report is distributed to owners of properties where assessment activities may have been performed and to those who expressed interest in the assessment findings.

If you have any questions regarding the above mentioned assessment report, please do not hesitate to contact us or the South Carolina Department of Health and Environmental Control (SCDHEC) at:

SCDHEC – Ms. Morgan Thomas, Project Manager
Phone: 803.898.2889
Email: thomasma@dhec.sc.gov

Sincerely,

Petra-Tech Environmental

Trever Z. Slack, P.G.
Principal Hydrogeologist

January 5, 2023

PAUL MCINTYRE
10 HOYT STREET
GREENVILLE, SC 29611

Subject: **Report of Groundwater Sampling December 2022 – Abbreviated Copy**
Westside Quick Stop
821 West Parker Road
Greenville, Greenville County, South Carolina
SCDHEC UST Permit #12430
PTE Job No. J22-977d

Dear property owner:

Please find enclosed a copy of the *Report of Groundwater Sampling August 2020* for your records. The report describes activities performed on behalf of UST Permit #12430 located at 821 West Parker Road in Greenville, Greenville County, South Carolina. The Assessment activities were performed in response to the South Carolina Department of Health and Environmental Control's directive letter dated July 7, 2022. The report is distributed to owners of properties where assessment activities may have been performed and to those who expressed interest in the assessment findings.

If you have any questions regarding the above mentioned assessment report, please do not hesitate to contact us or the South Carolina Department of Health and Environmental Control (SCDHEC) at:

SCDHEC – Ms. Morgan Thomas, Project Manager
Phone: 803.898.2889
Email: thomasma@dhec.sc.gov

Sincerely,

Petra-Tech Environmental

Trever Z. Slack, P.G.
Principal Hydrogeologist

January 5, 2023

PATRICIA BOBEN
805 WEST PARKER ROAD
GREENVILLE, SC 29611

Subject: **Report of Groundwater Sampling December 2022 – Abbreviated Copy**
Westside Quick Stop
821 West Parker Road
Greenville, Greenville County, South Carolina
SCDHEC UST Permit #12430
PTE Job No. J22-977d

Dear property owner:

Please find enclosed a copy of the *Report of Groundwater Sampling August 2020* for your records. The report describes activities performed on behalf of UST Permit #12430 located at 821 West Parker Road in Greenville, Greenville County, South Carolina. The Assessment activities were performed in response to the South Carolina Department of Health and Environmental Control's directive letter dated July 7, 2022. The report is distributed to owners of properties where assessment activities may have been performed and to those who expressed interest in the assessment findings.

If you have any questions regarding the above mentioned assessment report, please do not hesitate to contact us or the South Carolina Department of Health and Environmental Control (SCDHEC) at:

SCDHEC – Ms. Morgan Thomas, Project Manager
Phone: 803.898.2889
Email: thomasma@dhec.sc.gov

Sincerely,

Petra-Tech Environmental

Trever Z. Slack, P.G.
Principal Hydrogeologist

January 5, 2023

RTC REAL ESTATE II LLC
149 LAKE FOREST CIRCLE
EASLEY, SC 29642

Subject: **Report of Groundwater Sampling December 2022 – Abbreviated Copy**
Westside Quick Stop
821 West Parker Road
Greenville, Greenville County, South Carolina
SCDHEC UST Permit #12430
PTE Job No. J22-977d

Dear property owner:

Please find enclosed a copy of the *Report of Groundwater Sampling August 2020* for your records. The report describes activities performed on behalf of UST Permit #12430 located at 821 West Parker Road in Greenville, Greenville County, South Carolina. The Assessment activities were performed in response to the South Carolina Department of Health and Environmental Control's directive letter dated July 7, 2022. The report is distributed to owners of properties where assessment activities may have been performed and to those who expressed interest in the assessment findings.

If you have any questions regarding the above mentioned assessment report, please do not hesitate to contact us or the South Carolina Department of Health and Environmental Control (SCDHEC) at:

SCDHEC – Ms. Morgan Thomas, Project Manager
Phone: 803.898.2889
Email: thomasma@dhec.sc.gov

Sincerely,

Petra-Tech Environmental

Trever Z. Slack, P.G.
Principal Hydrogeologist

January 5, 2023

MICHAEL POORE
149 LAKE FOREST CIRCLE
EASLEY, SC 29642

Subject: **Report of Groundwater Sampling December 2022 – Abbreviated Copy**
Westside Quick Stop
821 West Parker Road
Greenville, Greenville County, South Carolina
SCDHEC UST Permit #12430
PTE Job No. J22-977d

Dear property owner:

Please find enclosed a copy of the *Report of Groundwater Sampling August 2020* for your records. The report describes activities performed on behalf of UST Permit #12430 located at 821 West Parker Road in Greenville, Greenville County, South Carolina. The Assessment activities were performed in response to the South Carolina Department of Health and Environmental Control's directive letter dated July 7, 2022. The report is distributed to owners of properties where assessment activities may have been performed and to those who expressed interest in the assessment findings.

If you have any questions regarding the above mentioned assessment report, please do not hesitate to contact us or the South Carolina Department of Health and Environmental Control (SCDHEC) at:

SCDHEC – Ms. Morgan Thomas, Project Manager
Phone: 803.898.2889
Email: thomasma@dhec.sc.gov

Sincerely,

Petra-Tech Environmental

Trever Z. Slack, P.G.
Principal Hydrogeologist

January 5, 2023

ANKUR PATEL
SHREE GAJVAKRA LLC
205 FAIRWAY DRIVE
LAURENS, SC 29360

Subject: **Report of Groundwater Sampling December 2022 – Abbreviated Copy**
Westside Quick Stop
821 West Parker Road
Greenville, Greenville County, South Carolina
SCDHEC UST Permit #12430
PTE Job No. J22-977d

Dear property owner:

Please find enclosed a copy of the *Report of Groundwater Sampling August 2020* for your records. The report describes activities performed on behalf of UST Permit #12430 located at 821 West Parker Road in Greenville, Greenville County, South Carolina. The Assessment activities were performed in response to the South Carolina Department of Health and Environmental Control's directive letter dated July 7, 2022. The report is distributed to owners of properties where assessment activities may have been performed and to those who expressed interest in the assessment findings.

If you have any questions regarding the above mentioned assessment report, please do not hesitate to contact us or the South Carolina Department of Health and Environmental Control (SCDHEC) at:

SCDHEC – Ms. Morgan Thomas, Project Manager
Phone: 803.898.2889
Email: thomasma@dhec.sc.gov

Sincerely,

Petra-Tech Environmental

Trever Z. Slack, P.G.
Principal Hydrogeologist

WESTSIDE QUICK STOP – UST PERMIT #12430

APPENDIX E

Contractor Checklist

For each report submitted to the UST Management Division, the contractor will be required to verify that all data elements for the required scope of work have been provided. For items not required for the scope of work, the N/A box should be checked. For items required and not completed or provided, the No box should be checked and a thorough description of the reason must be provided.

Item #	Item	Yes	No	N/A
1	Is Facility Name, Permit #, and address provided?	✓		
2	Is UST Owner/Operator name, address, & phone number provided?	✓		
3	Is name, address, & phone number of current property owner provided?	✓		
4	Is the DHEC Certified UST Site Rehabilitation Contractor's Name, Address, telephone number, and certification number provided?	✓		
5	Is the name, address, telephone number, and certification number of the well driller that installed borings/monitoring wells provided?			✓
6	Is the name, address, telephone number, and certification number of the certified laboratory(ies) performing analytical analyses provided?	✓		
7	Has the facility history been summarized?	✓		
8	Has the regional geology and hydrogeology been described?			✓
9	Are the receptor survey results provided as required?			✓
10	Has current use of the site and adjacent land been described?			✓
11	Has the site-specific geology and hydrogeology been described?			✓
12	Has the primary soil type been described?			✓
13	Have field screening results been described?			✓
14	Has a description of the soil sample collection and preservation been detailed?			✓
15	Has the field screening methodology and procedure been detailed?			✓
16	Has the monitoring well installation and development dates been provided?			✓
17	Has the method of well development been detailed?			✓
18	Has justification been provided for the locations of the monitoring wells?			✓
19	Have the monitoring wells been labeled in accordance with the UST QAPP guidelines?	✓		
20	Has the groundwater sampling methodology been detailed?	✓		
21	Have the groundwater sampling dates and groundwater measurements been provided?	✓		
22	Has the purging methodology been detailed?	✓		
23	Has the volume of water purged from each well been provided along with measurements to verify that purging is complete?	✓		
24	If free-product is present, has the thickness been provided?	✓		
25	Does the report include a brief discussion of the assessment done and the results?	✓		
26	Does the report include a brief discussion of the aquifer evaluation and results?			✓
27	Does the report include a brief discussion of the fate & transport models used?			✓

Item #	Item	Yes	No	N/A
28	Are the site-conceptual model tables included? (Tier 1 Risk Evaluation)			✓
29	Have the exposure pathways been analyzed? (Tier 2 Risk Evaluation)			✓
30	Have the SSTLs for each compound and pathway been calculated? (Tier 2 Risk Evaluation)			✓
31	Have recommendations for further action been provided and explained?	✓		
32	Has the soil analytical data for the site been provided in tabular format? (Table 1)			✓
33	Has the potentiometric data for the site been provided in tabular format? (Table 2)	✓		
34	Has the current and historical laboratory data been provided in tabular format?	✓		
35	Have the aquifer characteristics been provided and summarized on the appropriate form?			✓
36	Have the Site conceptual model tables been included? (Tier 1 Risk Evaluation)			✓
37	Has the topographic map been provided with all required elements? (Figure 1)	✓		
38	Has the site base map been provided with all required elements? (Figure 2)	✓		
39	Have the CoC site maps been provided? (Figure 3 & Figure 4)			✓
40	Has the site potentiometric map been provided? (Figure 5)			✓
41	Have the geologic cross-sections been provided? (Figure 6)			✓
42	Have maps showing the predicted migration of the CoCs through time been provided? (Tier 2 Risk Evaluation)			✓
43	Has the site survey been provided and include all necessary elements? (Appendix A)			✓
44	Have the sampling logs, chain of custody forms, and the analytical data package been included with all required elements? (Appendix B)	✓		
45	Is the laboratory performing the analyses properly certified?	✓		
46	Has the tax map been included with all necessary elements? (Appendix C)			✓
47	Have the soil boring/field screening logs been provided? (Appendix D)			✓
48	Have the well completion logs, DHEC Form 2099, and DHEC Form 1903 been provided? (Appendix E)			✓
49	Have the aquifer evaluation forms, data, graphs, equations, etc. been provided? (Appendix F)			✓
50	Have the disposal manifests been provided? (Appendix G)	✓		
51	Has a copy of the local zoning regulations been provided? (Appendix H)			✓
52	Has all fate and transport modeling been provided? (Appendix I)			✓
53	Have copies of all access agreements obtained by the contractor been provided? (Appendix J)			✓
54	Has a copy of this form been attached to the final report and are explanations for any missing or incomplete data been provided?	✓		

Explanation for missing and incomplete information?

Project Verifier (signature) Mary K. Jones

(print name) Mary K. Jones

Date 01/05/2023

dhec
Healthy People. Healthy Communities.

WESTSIDE QUIK SHOP INC
821 W PARKER RD
GREENVILLE SC 29611

SHREE GAJVAKRA LLC
205 FAIRWAY DR
LAURENS SC 29360

FEB 10 2023

UST DOCKETING 64

Re: **Site Specific Work Plan Request for AFVR and Groundwater Sampling**
Westside Quick Stop, 821 W. Parker Rd., Greenville, SC
UST Permit #12430
Release #1 reported June 7, 2012
Release #2 reported October 23, 2012
Groundwater Monitoring Report received January 11, 2023
Greenville County

To Whom It May Concern:

The Underground Storage Tank Management Division (UST Division) of the South Carolina Department of Health and Environmental Control (DHEC) has reviewed the referenced report submitted by your contractor. The report documents petroleum chemicals in the soil and groundwater above Risk-Based Screening Levels.

Your selected contractor has proposed conducting Aggressive Fluid and Vapor Recovery (AFVR) followed by groundwater sampling as the next appropriate scope of work. In accordance with Sections 280.64 and 280.65 of the South Carolina Underground Storage Tank Control Regulations R.61-92, submittal of the Site Specific Work Plan (SSWP) for AFVR and groundwater sampling may proceed. This work must be conducted in compliance with the current revision of the UST Quality Assurance Program Plan (QAPP), your contractor's Annual Contractor Quality Assurance Plan, and all applicable regulations. The QAPP is available at scdhec.gov/Environment/Land-Waste/Underground-Storage-Tanks/Release-Assessment-Clean/Quality-Assurance.

The SSWP should include proposed extraction wells, observation wells, target stinger depths, and whether off-gas treatment will be utilized. For the most updated AFVR procedures, refer to Section IV.g of the QAPP. **Any variance from the procedures will be approved on a site specific basis and should be documented in the forthcoming SSWP.**

At least thirty (30) days after completion of the AFVR event(s), a groundwater sampling event should commence. Groundwater samples should be collected from all monitoring wells associated with this release along with all water supply wells and surface waters within a 1,000 foot radius of the site. Samples should be analyzed for BTEX, Naphthalene, MTBE, 1,2-DCA, the 8 oxygenates, and EDB. Only wells with screens that do not bracket the water table should be purged prior to sampling.

Your contractor must complete the SSWP and submit it within 30 days from the date of this letter. Every component may not be necessary to complete the above scope of work. The State Underground Petroleum Environmental Response Bank (SUPERB) Account allowable cost for each component is included on the Assessment Component Cost Agreement Form. **Please note that approval from DHEC must be issued before work begins.**

Please note that all costs associated with this scope of work should be split evenly between both releases.

On all correspondence concerning this site, please reference the UST Permit number above. Should you have any questions, please contact me by phone at (803) 898-2889, by fax at (803) 898-0673, or by email at thomasma@dhec.sc.gov.

Sincerely,

Morgan Thomas

Morgan Thomas, Hydrogeologist
Corrective Action & Quality Assurance Section
Underground Storage Tank Management Division
Bureau of Land and Waste Management

cc: Environmental Laboratories Inc., PO Box 1729, Travelers Rest, SC 29690
Technical file

petra-tech
ENVIRONMENTAL, LLC
ENGINEERS & CONSULTANTS

February 23, 2023

SCDHEC - UST Management Division
2600 Bull Street
Columbia, SC 29201-1708

RECEIVED
MAR 01 2023
UST DIVISION

Attention: Morgan Thomas

Subject: **Site Specific Work Plan – AFVR & Groundwater Sampling**
Westside Quick Stop
821 W. Parker Road
Greenville, Greenville County, South Carolina
SCDHEC UST Permit #12430
PTE Job No. J23-977e

UST 65 DOCKETING

Dear Ms. Thomas:

On behalf of Westside Quick Stop Inc., Shree Gajvakra LLC, and Environmental Laboratories Inc., Petra-Tech Environmental, LLC submits herein the completed Site-Specific Work Plan for the subject site. This submittal is in response to the South Carolina Department of Health and Environmental Control's (SCDHEC) Site Specific Work Plan Directive for Initial Groundwater Assessment dated February 10, 2023.

Please do not hesitate to contact us at 864.631.2490 if you have any questions concerning this submittal.

Sincerely,

Petra-Tech Environmental

Trever Z. Slack, P.G.
Principal Hydrogeologist
Registered, South Carolina #2565

TREVER Z. SLACK REGISTERED No. 2565 SOUTH CAROLINA PROFESSIONAL GEOLOGIST

2435 E. North Street, Suite 1108-202, Greenville, SC 29615 | Phone (864) 631-2490 | Fax (888) 838-9034
www.petratechenv.com

Site-Specific Work Plan for Approved ACQAP
Underground Storage Tank Management Division

To: Morgan Thomas (SCDHEC Project Manager)
From: Trever Slack, P.G. (Contractor Project Manager)
Contractor: Petra-Tech Environmental, LLC UST Contractor Certification Number: UCC-436

Facility Name: Westside Quick Stop UST Permit #: 12430
Facility Address: 821 W. Parker Road, Greenville, South Carolina
Responsible Party: Westside Quick Stop Inc. & Shree Gajvakra LLC Phone: _____
RP Address: 821 W. Parker Road, Greenville, SC 29611 & 205 Fairway Drive, Laurens, SC 29360
Property Owner (if different): Shree Gajvakra, LLC
Property Owner Address: 205 Fairway Drive, Laurens, SC 29360
Current Use of Property: Convenience Store

Scope of Work (Please check all that apply)

- ☐ IGWA
- ☐ Tier I
- ☐ Tier II
- ☐ Monitoring Well Installation
- ☑ Groundwater Sampling
- ☑ Other Aggressive Fluid Vapor Recovery (AFVR)
- ☐ GAC

Analyses (Please check all that apply)

Groundwater/Surface Water:

- ☑ BTEXNMDCA (8260B)
- ☑ Oxygenates (8260B)
- ☑ EDB (8011)
- ☐ PAH (8270D)
- ☐ Lead
- ☐ 8 RCRA Metals
- ☐ TPH
- ☐ pH
- ☐ BOD
- ☐ Nitrate
- ☐ Sulfate
- ☐ Other _____
- ☐ Methane
- ☐ Ethanol
- ☐ Dissolved Iron

Drinking Water Supply Wells:

- ☐ BTEXNMDCA (524.2)
- ☐ Oxygenates & Ethanol (8260B)
- ☐ Mecury (200.8 245.1 or 245.2)
- ☐ RCRA Metals (200.8)
- ☐ EDB (504.1)

Soil:

- ☐ BTEXNM
- ☐ Lead
- ☐ RCRA Metals
- ☐ PAH
- ☐ Oil & Grease (9071)
- ☐ TPH-DRO (3550B/8015B)
- ☐ TPH-GRO (5030B/8015B)
- ☐ Grain Size
- ☐ TOC

Air:

- ☐ BTEXN

Sample Collection (Estimate the number of samples of each matrix that are expected to be collected.)

_____ Soil	_____ Water Supply Wells	_____ Air	3 Field Blank
44 Monitoring Wells	_____ Surface Water	3 Duplicate	3 Trip Blank

Field Screening Methodology

Estimate number and total completed depth for each point, and include their proposed locations on the attached map.
# of shallow points proposed: _____ Estimated Footage: _____ feet per point
# of deep points proposed: _____ Estimated Footage: _____ feet per point
Field Screening Methodology: _____

Permanent Monitoring Wells

Estimate number and total completed depth for each well, and include their proposed locations on the attached map.
# of shallow wells: _____ Estimated Footage: _____ feet per point
# of deep wells: _____ Estimated Footage: _____ feet per point
# of recovery wells: _____ Estimated Footage: _____ feet per point
Comments, if warranted:

_____

_____

UST Permit #: 12430 Facility Name: Westside Quick stop

Implementation Schedule (Number of calendar days from approval)
Field Work Start-Up: 15 Field Work Completion: 90
Report Submittal: 120 # of Copies Provided to Property Owners: 7

Aquifer Characterization
Pump Test: ☐ Slug Test: ☐ (Check one and provide explanation below for choice)

Investigation Derived Waste Disposal
Soil: _____ Tons Purge Water: 165 Gallons
Drilling Fluids: _____ Gallons Free-Phase Product: _____ Gallons

Additional Details For This Scope of Work
For example, list wells to be sampled, wells to be abandoned/repaired, well pads/bolts/caps to replace, details of AFVR event, etc.

Free-phase petroleum product was detected in monitoring/recovery wells 12430-MW-1 (2.35-feet), 12430-MW21 (0.03-feet), 12430-MW24 (1.12-feet), 12430-RW01 (0.06-feet), 12430-RW02 (0.65-feet), and 12430-RW03 (1.07-feet) during the December 2022 comprehensive groundwater sampling event.

Recommended AFVR Events are:

AFVR Event #1 - Extraction Wells MW-1, RW-3, RW-2; Radius of Influence Wells MW-12, MW-2, MW-25 / AFVR Event #2 - Extraction Wells MW-21, MW-24, RW-1; Radius of Influence Wells MW-12, MW-2, MW-25

Approximate 30 days to be allowed between AFVR Events #1/2 and Events #3/4 to allow for equilibration.

AFVR Event #3 - Extraction Wells MW-1, RW-3, RW-2; Radius of Influence Wells MW-12, MW-2, MW-25 / AFVR Event #4 - Extraction Wells MW-21, MW-24, RW-1; Radius of Influence Wells MW-12, MW-2, MW-25

Comprehsive groundwater sampling event to be completed approximately 30 days after the final AFVR event.

Compliance With Annual Contractor Quality Assurance Plan (ACQAP)
Yes Laboratory as indicated in ACQAP? (Yes/No) If no, indicate laboratory information below.
Name of Laboratory: _____
SCDHEC Certification Number: _____
Name of Laboratory Director: _____

N/A Well Driller as indicated in ACQAP? (Yes/No) If no, indicate driller information below.
Name of Well Driller: _____
SCLLR Certification Number: _____

No Other variations from ACQAP. Please describe below.

Attachments
1. Attach a copy of the relevant portion of the USGS topographic map showing the site location.
2. Prepare a site base map. This map must be accurately scaled, but does not need to be surveyed. The map must include the following:
   - North Arrow
   - Location of property lines
   - Location of buildings
   - Previous soil sampling locations
   - Previous monitoring well locations
   - Proposed soil boring locations
   - Proposed monitoring well locations
   - Legend with facility name and address, UST permit number, and bar scale
   - Streets or highways (indicate names and numbers)
   - Location of all present and former ASTs and USTs
   - Location of all potential receptors
3. Assessment Component Cost Agreement, SCDHEC Form D-3664

Healthy People. Healthy Communities.

ASSESSMENT COMPONENT INVOICE

South Carolina
Department of Health and Environmental Control
Underground Storage Tank Management Division
State Underground Petroleum Environmental Response Bank Account
June 1, 2022

Facility Name: **Westside Quick Stop**

UST Permit #: 12430 **Cost Agreement #:**

ITEM	QUANTITY	UNIT	UNIT PRICE		TOTAL
A. Plan Preparation					
1.1 Site-specific Work Plan	1	each	$169.65		$169.65
2.1 Tax Map		each	$79.17		$0.00
3.1 QAPP Contractor Addendum (App B)		each	$250.00		$0.00
B. Survey *					
1. Receptor Survey		each	$623.20		$0.00
C. Survey					
1.1 Comprehensive Survey		each	$1,176.26		$0.00
5. Ground Penetrating Radar Survey (100 x 100)		each	$1,029.23		$0.00
D. Mob/Demob					
1.1 Equipment		each	$1,153.64		$0.00
2.1 Personnel	4	each	$478.42		$1,913.68
3.1 Adverse Terrain Vehicle		each	$565.51		$0.00
E. Soil Borings*					
1. Soil Borings (hand auger)		foot	$5.66		$0.00
F. Soil Borings (requiring equipment, push technology, etc) or Field Screening (including sampling and analyst)*					
1.1 Standard		per foot	$16.97		$0.00
2.1 Fractured Rock		per foot	$21.84		$0.00
G.					
H. Well Abandonment (does not include Field Screening)*					
1.1 2" diameter or less		per foot	$3.51		$0.00
2.1 Greater than 2" to 6" diameter		per foot	$5.09		$0.00
3.1 Dug/Bored well (up to 6 feet diameter)		per foot	$16.96		$0.00
I. Well Installation (In accordance with R.61-71)*					
1.1 Water Table (hand augered)		per foot	$11.99		$0.00
2.A Water Table (drill rig) 2" Diameter		per foot	$42.98		$0.00
2.1 Single-cased 2" Diameter Monitoring Well >50ft		per foot	$43.46		$0.00
3.1 Telescoping		per foot	$56.55		$0.00
4.1 Rock Drilling		per foot	$65.60		$0.00
5.1 2" Rock Coring		per foot	$34.95		$0.00
6.1 Multi-sampling ports/screens		per foot	$37.78		$0.00
7.1 Recovery Well (4" diameter)		per foot	$50.90		$0.00
9.1 Rotosonic (2" diameter)		per foot	$49.77		$0.00
10.1 Re-develop Existing Well		per foot	$12.44		$0.00
J. Groundwater Sample Collection / Gauging Depth to Water/Product *					
1.1 Groundwater Purge	12	per well	$67.86		$814.32
2.1 Air or Vapors		sample	$13.57		$0.00
3.1 Water Supply Sample		sample	$24.88		$0.00
4.1 HydraSleeve		sample	$53.00		$0.00
4.2A No-purge Groundwater Sample/Surface wate	32	sample	$31.67		$1,013.44
5.1 Gauge Well only		sample	$7.92		$0.00
6.1 Sample Below Product		sample	$13.57		$0.00

7.1 Passive Diffusion Bag		sample	$29.40		$0.00
8.1 Field Duplicates (MWs & WSWs) and Field Bla	6	sample	$27.83		$166.98
9.1 Groundwater (low flow purge)		sample	$102.93		$0.00
10.1 Equipment Blank		sample	$27.83		$0.00
11. Sample Product		per well	$48.76		$0.00
K. Laboratory Analyses-Groundwater					
1.1 BTEXNM+Oxyg's+1,2 DCA+Eth(8260D)	53	per sample	$137.98		$7,312.94
2.1 Lead, Filtered		per sample	$15.60		$0.00
3.1 Rush EPA Method 8260B		per sample	$173.72		$0.00
4.1 Trimethal, Butyl, and Isopropyl Benzenes		per sample	$31.67		$0.00
5.1 PAH's		per sample	$68.54		$0.00
6.1 Lead		per sample	$18.09		$0.00
7.1 EDB by EPA 8011	50	per sample	$51.12		$2,556.00
8.1 EDB by EPA Method 8011 Rush		per sample	$77.14		$0.00
9.1 8 RCRA Metals		per sample	$71.71		$0.00
10.1 TPH (9070)		per sample	$46.38		$0.00
11.1 PH		per sample	$5.88		$0.00
12.1 BOD		per sample	$22.62		$0.00
13.1 Ethanol		per sample	$16.74		$0.00
K. Analyses-Drinking Water					
14.1 BTEXNM+1,2 DCA (524.2)		per sample	$140.30		$0.00
15.1 7-OXYGENATES & ETHANOL (8260D)		per sample	$103.77		$0.00
16.1 EDB (504.1)		per sample	$89.92		$0.00
17.1 RCRA METALS (200.8)		per sample	$113.10		$0.00
K. Analyses-Soil					
18.1 BTEX + Naphth.		per sample	$72.39		$0.00
19.1 PAH's		per sample	$72.43		$0.00
20.1 8 RCRA Metals		per sample	$63.79		$0.00
21.1 TPH-DRO (3550C/8015C)		per sample	$45.24		$0.00
22.1 TPH- GRO (5035B/8015C)		per sample	$40.67		$0.00
23.1 Grain size/hydrometer		per sample	$117.63		$0.00
24.1 Total Organic Carbon		per sample	$34.61		$0.00
K. Analyses-Air					
25.1 BTEX + Naphthalene		per sample	$244.30		$0.00
K. Hydrocarbon Fuel Identification					$0.00
27. C3-C44 Whole Oil (ASTM D3328)		per sample	$431.42		$0.00
28. Fuel Oxygenates (1624 Mod)		per sample	$368.88		$0.00
29. ALKYL Leads, EDB MMT (8080)		per sample	$368.88		$0.00
30. C8-C40 Full Scan (ASTM 5739)		per sample	$583.00		$0.00
31. Simulated Distillation (ASTM 2887)		per sample	$368.88		$0.00
32. Parent & Alk. PAH Com. (8270 SIM)		per sample	$670.03		$0.00
33. C3-C10 Piano (8260 MOD)		per sample	$555.44		$0.00
34. C10+Alkane Fingerprints		per sample	$555.44		$0.00
35. Expert Data Interpretation & Report		each	$551.20		$0.00
L. Aquifer Characterization*					
1.1 Pumping Test		per hour	$26.01		$0.00
2.1 Slug Test		per test	$216.03		$0.00
3.1 Fractured Rock		per test	$113.10		$0.00
M. Free Product *					
1. Free Product Recovery Rate Test		each	$42.98		$0.00
N.					

O. Risk Evaluation					
1.1 Tier I Risk Evaluation		each	$339.31		$0.00
2.1 Tier II Risk Evaluation		each	$113.10		$0.00
P. Survey*					
1. Subsequent Survey		each	$275.60		$0.00
Q. Disposal (gallons or tons)*					
1.1 Wastewater	165	gallon	$0.64		$105.60
2.1 Free Product		gallon	$0.56		$0.00
3.1 Soil Treatment/Disposal		ton	$67.86		$0.00
4.1 Drilling fluids		gallon	$0.48		$0.00
R. Miscellaneous (attach receipts)					
		each	$0.00		$0.00
		each	$0.00		$0.00
		each	$0.00		$0.00
T. Tier I Assessment (Use DHEC 3665 form)					
1.1 Southeast Region		standard	$11,687.56		$0.00
2.1 All Other Counties		standard	$12,818.58		$0.00
U. IGWA (Use DHEC 3666 form)					
1.1 Southeast Region		standard	$4,031.18		$0.00
2.1 All Other Counties		standard	$4,370.38		$0.00
22. Active Correction Action		PFP	Bid Cost		$0.00
W. Aggressive Fluid & Vapor Recovery (AFVR)					
1.1 8-hour Event*		per event	$1,655.00		$0.00
2. 24-hour Event*		per event	$4,081.28		$0.00
3. 48-hour Event*		per event	$6,706.10		$0.00
4. 96-hour Event*	4	per event	$13,409.52		$53,638.08
5. Off-gas Treatment 8 hour		per event	$130.71		$0.00
6.1 Off-gas Treatment 24 hour		per event	$272.50		$0.00
7.1 Off-gas Treatment 48 hour		per event	$357.50		$0.00
8. Off-gas Treatment 96 hour	4	per event	$832.26		$3,329.04
9. Off-gas Treatment 8 hour (w/chlorinated compounds)		per event	$430.00		$0.00
10. Off-gas Treatment 24 hour (w/chlorinated compounds)		per event	$500.00		$0.00
11. Off-gas Treatment 48 hour (w/chlorinated compounds)		per event	$1,000.00		$0.00
12. Off-gas Treatment 96 hour (w/chlorinated compounds)		per event	$2,000.00		$0.00
13.1 AFVR Effluent Disposal(w/chlorinated compounds)		gallon	$0.59		$0.00
14.1 AFVR Site Reconnaissance	1	each	$280.00		$280.00
15. Additional Hook-ups		each	$27.48		$0.00
16.1 AFVR Effluent Disposal	60000	gallon	$0.49		$29,400.00
17.1 AFVR Mobilization/Demobilization	4	each	$720.00		$2,880.00
18. Mobilization for absorbents/skimmers		each	$531.25		$0.00
19. Well sock 2" ID well		each	$34.20		$0.00
20. Well sock 4" ID well		each	$45.40		$0.00
21. pad (per pad)		each	$46.25		$0.00
22. 3" diameter x 10' length boom		each	$100.00		$0.00
23. 5" diameter x 10' length boom		each	$123.00		$0.00
24. New FPP recovery skimmer (2" wells)		each	$732.50		$0.00
25. New FPP recovery skimmer (4" wells)		each	$1,155.00		$0.00
26. Refurbished FPP recovery skimmer (2" or 4" wells)		each	$704.00		$0.00
27. Disposal of Absorbents		pound	$3.80		$0.00
28. Disposal of product from skimmers		gallon	$0.46		$0.00

X. Granulated Activated Carbon (GAC) filter system installation & service:					
1.1 New GAC System Installation*		each	$2,148.94		$0.00
2.1 Refurbished GAC Sys. Install*		each	$1,017.92		$0.00
3.1 Filter replacement/removal*		each	$395.86		$0.00
4.1 GAC System removal, cleaning, & refurbishment*		each	$311.04		$0.00
5.1 GAC System housing*		each	$282.76		$0.00
6.1 In-line particulate filter		each	$169.65		$0.00
7.1 Additional piping & fittings		foot	$1.70		$0.00
Y. Well Repair					
1.1 Additional Copies of the Report Delivered		each	$56.55		$0.00
2.1 Repair 2x2 MW pad*		each	$56.55		$0.00
3.1 Repair 4x4 MW pad*		each	$99.53		$0.00
4.1 Replace well vault*		each	$133.46		$0.00
5.1 Replace well cover bolts		each	$2.94		$0.00
6.1 Replace locking well cap & lock		each	$16.96		$0.00
7.1 Replace/Repair stick-up*		each	$151.56		$0.00
8.1 Convert Flush-mount to Stick-up*		each	$169.65		$0.00
9.1 Convert Stick-up to Flush-mount*		each	$147.03		$0.00
10.1 Replace missing/illegible well ID plate		each	$13.57		$0.00
11. Down-hole Camera		per foot	$27.08		$0.00
Z. High Resolution Site Characterization					
1. HRSC Screening Equipment Mobilization		each	$1,360.00		$0.00
2. HRSC Drilling Category 1		per foot	$29.00		$0.00
3. HRSC Drilling Category 2		per foot	$33.50		$0.00
4. HRSC Drilling Category 3		per foot	$27.00		$0.00
5. HRSC 3-D Model		each	$4,040.00		$0.00
S. Report Prep & Project Management	0%	percent	$103,579.73		$0.00
TOTAL					$103,579.73

DHEC D-4293 (06/2022) *The appropriate mobilization cost can be added to complete these tasks, as necessary

TABLES

TABLE 1
Monitoring Well and Groundwater Surface Elevation Data
Westside Quick Stop - UST Permit #12430
Greenville, Greenville County, South Carolina

Monitoring Well	Ground Surface Elevation	Top-of-Casing Elevation	Date	Free-Product Depth Below Top-of-Casing	Groundwater Depth Below Top-of-Casing	Free-Product Thickness	Groundwater Elevation	Well Depth BGS	Screened Interval Depth	Screened Interval Elevation
12430-MW01	1005.56	1005.32	08/13/2013	-	17.97	-	987.35	30.00	15.00 - 30.00	990.56 - 975.56
			03/31/2015	-	22.63	-	982.69			
			04/10/2017	25.21	29.37	4.16	978.86			
			04/24/2017	24.83	29.29	4.46	979.15			
			10/03/2017	24.28	29.31	5.03	979.53			
			03/12/2018	21.69	26.58	4.89	982.16			
			05/18/2018 Pre-AFVR	21.39	25.65	4.26	982.65			
			04/22/2019	17.00	17.20	0.20	988.26			
			01/13/2020 Pre-AFVR	21.15	21.59	0.44	984.04			
			08/19/2020	-	20.10	Sheen	985.22			
			09/15/2021	25.21	25.24	0.03	980.10			
			12/14/2022	25.44	27.79	2.35	979.18			
12430-MW02	1006.50	1006.20	08/13/2013	-	18.85	-	987.35	30.00	15.00 - 30.00	991.50 - 976.50
			03/31/2015	-	21.69	-	984.51			
			04/10/2017	-	27.44	-	978.76			
			10/03/2017	-	26.53	-	979.67			
			03/12/2018	-	23.82	-	982.38			
			04/22/2019	-	17.93	-	988.27			
			08/19/2020	-	20.96	-	985.24			
			09/16/2021	-	26.08	-	980.12			
			12/14/2022	-	26.34	-	979.86			
12430-MW03	1008.72	1008.49	08/13/2013	-	21.00	-	987.49	30.00	15.00 - 30.00	993.72 - 978.72
			03/31/2015	-	23.81	-	984.68			
			04/10/2017	DRY			NA			
			10/03/2017	DRY			NA			
			03/12/2018	-	26.51	-	981.98			
			04/22/2019	-	19.80	-	988.69			
			08/19/2020	-	22.69	-	985.80			
			09/15/2021	-	28.10	-	980.39			
			12/14/2022	-	28.90	-	979.59			
12430-MW04	1008.45	1008.27	03/31/2015	-	23.47	-	984.80	30.49	20.29 - 30.29	988.16 - 978.16
			04/10/2017	DRY			NA			
			10/03/2017	-	28.19	-	980.08			
			03/12/2018	-	25.86	-	982.41			
			04/22/2019	-	19.34	-	988.93			
			08/19/2020	-	22.24	-	986.03			
			09/16/2021	-	27.59	-	980.68			
			12/14/2022	-	28.35	-	979.92			
12430-MW041	1008.35	1008.12	04/10/2017	-	29.36	-	978.76	53.17	47.97 - 52.97	960.38 - 955.38
			10/03/2017	-	28.35	-	979.77			
			03/12/2018	-	25.93	-	982.19			
			04/22/2019	-	19.68	-	988.44			
			08/19/2020	-	22.73	-	985.39			
			09/16/2021	-	27.97	-	980.15			
			12/14/2022	-	28.25	-	979.87			
12430-MW05	998.24	997.73	03/31/2015	-	13.01	-	984.72	20.80	10.60 - 20.60	987.64 - 977.64
			04/10/2017	-	18.61	-	979.12			
			10/03/2017	-	18.26	-	979.47			
			03/12/2018	-	15.20	-	982.53			
			04/22/2019	-	9.71	-	988.02			
			08/19/2020	-	13.33	-	984.40			
			09/15/2021	-	18.13	-	979.60			
			12/14/2022	-	17.74	-	979.99			
12430-MW06	998.58	998.27	03/31/2015	-	13.32	-	984.95	21.47	11.27 - 21.27	987.31 - 977.31
			04/10/2017	-	19.01	-	979.26			
			10/03/2017	-	18.25	-	980.02			
			03/12/2018	-	15.53	-	982.74			
			04/22/2019	-	9.71	-	988.56			
			08/19/2020	-	13.17	-	985.10			
			09/15/2021	-	18.05	-	980.22			
			12/14/2022	-	17.97	-	980.30			
12430-MW07	1006.27	1005.88	03/31/2015	-	19.61	-	986.27	31.04	20.84 - 30.84	985.43 - 975.43
			04/10/2017	DRY			NA			
			10/03/2017	-	25.52	-	980.36			
			03/12/2018	-	22.85	-	983.03			
			04/22/2019	-	17.13	-	17.13			
			08/19/2020	-	20.36	-	985.52			
			09/15/2021	-	25.36	-	980.52			
			12/14/2022	Well Obstructed @ 26.04						

Monitoring Well	Ground Surface Elevation	Top-of-Casing Elevation	Date	Free-Product Depth Below Top-of-Casing	Groundwater Depth Below Top-of-Casing	Free-Product Thickness	Groundwater Elevation	Well Depth BGS	Screened Interval Depth	Screened Interval Elevation
12430-MW08	1007.86	1007.43	03/31/2015	-	22.71	-	984.72	31.10	20.90 - 30.90	986.96 - 976.96
			04/10/2017	-	28.58	-	978.85			
			10/03/2017	-	27.62	-	979.81			
			03/12/2018	-	25.04	-	982.39			
			04/22/2019	-	19.09	-	988.34			
			08/19/2020	-	22.13	-	985.30			
			09/15/2021	-	27.25	-	980.18			
			12/14/2022	-	27.51	-	979.92			
12430-MW09	1009.07	1008.55	03/31/2015	-	23.20	-	985.35	30.04	19.84 - 29.84	989.23 - 979.23
			04/10/2017	DRY			NA			
			10/03/2017	-	27.96	-	980.59			
			03/12/2018	-		-	982.81			
			04/22/2019	-	19.15	-	989.40			
			08/19/2020	-	22.03	-	986.52			
			09/15/2021	-	27.43	-	981.12			
			12/14/2022	-	28.18	-	980.37			
12430-MW10	1008.54	1008.22	03/31/2015	-	22.94	-	985.28	30.47	20.27 - 30.27	988.27 - 978.27
			04/10/2017	-	29.30	-	978.92			
			10/03/2017	-	26.98	-	981.24			
			03/12/2018	Car Parked Above Well						
			04/22/2019	-	18.03	-	990.19			
			08/19/2020	-	19.66	-	988.56			
			09/15/2021	-	26.10	-	982.12			
			12/14/2022	-	28.17	-	980.05			
12430-MW11	1008.26	1007.84	03/31/2015	-	22.82	-	985.02	30.83	20.63 - 30.63	987.63 - 977.63
			04/10/2017	-	29.37	-	978.47			
			10/03/2017	-	27.16	-	980.68			
			03/12/2018	-	25.70	-	982.14			
			04/22/2019	-	17.79	-	990.05			
			08/19/2020	-	20.34	-	987.50			
			09/15/2021	-	26.32	-	981.52			
			12/14/2022	-	28.15	-	979.69			
12430-MW12	1005.64	1005.35	04/10/2017	-	26.59	-	978.76	35.69	25.49 - 35.49	980.15 - 970.15
			10/03/2017	-	25.39	-	979.96			
			03/12/2018	-	23.41	-	981.94			
			04/22/2019	-	18.38	-	986.97			
			08/19/2020	-	20.39	-	984.96			
			09/16/2021	-	24.96	-	980.39			
			12/14/2022	-	25.60	-	979.75			
12430-MW12I	1005.65	1005.37	04/10/2017	-	26.65	-	978.72	45.63	40.43 - 45.43	965.22 - 960.22
			10/03/2017	-	25.81	-	979.56			
			03/12/2018	-	23.05	-	982.32			
			04/22/2019	-	17.01	-	988.36			
			08/19/2020	-	20.25	-	985.12			
			09/16/2021	-	25.47	-	979.90			
			12/14/2022	-	25.78	-	979.59			
12430-MW14	1000.38	1000.02	04/10/2017	-	21.25	-	978.77	25.57	15.37 - 25.37	985.01 - 975.01
			10/03/2017	-	20.46	-	979.56			
			03/12/2018	-	17.75	-	982.27			
			04/22/2019	-	11.69	-	988.33			
			08/19/2020	-	15.06	-	984.96			
			09/15/2021	-	20.13	-	979.89			
			12/14/2022	-	20.15	-	979.87			
12430-MW14I	1000.31	1000.11	04/10/2017	-	21.41	-	978.70	67.92	62.72 - 67.72	937.59 - 932.59
			10/03/2017	-	20.64	-	979.47			
			03/12/2018	-	17.93	-	982.18			
			04/22/2019	-	12.13	-	987.98			
			08/19/2020	-	15.39	-	984.72			
			09/15/2021	-	20.35	-	979.76			
			12/14/2022	-	20.41	-	979.70			
12430-MW15	1000.15	999.88	04/10/2017	-	21.18	-	978.70	26.83	16.63 - 26.63	983.52 - 973.52
			10/03/2017	-	20.52	-	979.36			
			03/12/2018	-	17.70	-	982.18			
			04/22/2019	-	15.30	-	984.58			
			08/19/2020	-	15.37	-	984.51			
			09/15/2021	-	20.24	-	979.64			
			12/14/2022	-	20.26	-	979.62			
12430-MW15I	1000.06	999.88	04/10/2017	-	21.24	-	978.64	62.13	56.93 - 61.93	943.13 - 938.13
			10/03/2017	-	20.55	-	979.33			
			03/12/2018	-	17.78	-	982.10			
			04/22/2019	-	12.06	-	987.82			
			08/19/2020	-	15.37	-	984.51			
			09/15/2021	-	20.28	-	979.60			
			12/14/2022	-	20.16	-	979.72			

Monitoring Well	Ground Surface Elevation	Top-of-Casing Elevation	Date	Free-Product Depth Below Top-of-Casing	Groundwater Depth Below Top-of-Casing	Free-Product Thickness	Groundwater Elevation	Well Depth BGS	Screened Interval Depth	Screened Interval Elevation
12430-MW16	1001.01	1000.63	04/10/2017	-	22.10	-	978.53	27.71	17.51 - 27.51	983.50 - 973.50
			10/03/2017	-	21.38	-	979.25			
			03/12/2018	-	18.59	-	982.04			
			04/22/2019	-	12.70	-	987.93			
			08/19/2020	-	16.04	-	984.59			
			09/15/2021	-	21.08	-	979.55			
			12/14/2022	-	21.13	-	979.50			
12430-MW16I	1001.10	1000.72	04/10/2017	-	22.11	-	978.61	65.49	60.29 - 65.29	940.81 - 935.81
			10/03/2017	-	21.41	-	979.31			
			03/12/2018	-	18.65	-	982.07			
			04/22/2019	-	12.86	-	987.86			
			08/19/2020	-	16.23	-	984.49			
			09/15/2021	-	21.16	-	979.56			
			12/14/2022	-	21.07	-	979.65			
12430-MW17	1000.25	999.85	04/10/2017	-	21.36	-	978.49	28.82	18.62 - 28.62	981.63 - 971.63
			10/03/2017	-	20.76	-	979.09			
			03/12/2018	-	17.81	-	982.04			
			04/22/2019	-	12.50	-	987.35			
			08/19/2020	-	16.26	-	983.59			
			09/15/2021	-	20.20	-	979.65			
			12/14/2022	-	21.22	-	978.63			
12430-MW17I	1000.44	1000.01	04/10/2017	-	21.46	-	978.55	60.41	55.21 - 60.21	945.23 - 940.23
			10/03/2017	-	20.82	-	979.19			
			03/12/2018	-	17.97	-	982.04			
			04/22/2019	-	11.74	-	988.27			
			08/19/2020	-	15.74	-	984.27			
			09/15/2021	-	20.65	-	979.36			
			12/14/2022	-	21.68	-	978.33			
12430-MW18	1003.14	1002.78	04/10/2017	-	24.38	-	978.40	29.30	19.10 - 29.10	984.04 - 974.04
			10/03/2017	-	23.61	-	979.17			
			03/12/2018	-	20.90	-	981.88			
			04/22/2019	NOT LOCATED						
			08/19/2020	NOT LOCATED						
			09/15/2021	NOT LOCATED						
			12/14/2022	NOT LOCATED						
12430-MW18I	1002.36	1001.89	03/12/2018	-	19.87	-	982.02	65.47	60.27 - 65.27	942.09 - 937.09
			04/22/2019	NOT LOCATED						
			08/19/2020	NOT LOCATED						
			09/15/2021	NOT LOCATED						
			12/14/2022	NOT LOCATED						
12430-MW19	1008.61	1008.24	04/10/2017	-	29.68	-	978.56	39.69	29.49 - 39.49	979.12 - 969.12
			10/03/2017	-	28.83	-	979.41			
			03/12/2018	-	26.07	-	982.17			
			04/22/2019	-	20.01	-	988.23			
			08/19/2020	-	23.43	-	984.81			
			09/15/2021	-	28.45	-	979.79			
			12/14/2022	-	28.33	-	979.91			
12430-MW19I	1008.55	1008.18	04/10/2017	-	29.57	-	978.61	70.68	65.48 - 70.48	943.07 - 938.07
			10/03/2017	-	28.82	-	979.36			
			03/12/2018	-	25.93	-	982.25			
			04/22/2019	-	20.24	-	987.94			
			08/19/2020	-	23.26	-	984.92			
			09/15/2021	-	28.48	-	979.70			
			12/14/2022	-	28.47	-	979.71			
12430-MW20	1008.40	1008.01	04/10/2017	-	29.41	-	978.60	40.87	30.67 - 40.67	977.73 - 967.73
			10/03/2017	-	28.22	-	979.79			
			03/12/2018	-	25.76	-	982.25			
			04/22/2019	-	22.19	-	985.82			
			08/19/2020	-	23.22	-	984.79			
			09/15/2021	-	27.67	-	980.34			
			12/14/2022	-	28.28	-	979.73			
12430-MW21	1007.16	1006.73	04/10/2017	-	28.06	-	978.67	35.14	24.94 - 34.94	982.22 - 972.22
			10/03/2017	-	27.19	-	979.54			
			03/12/2018	-	24.54	-	982.19			
			04/22/2019	-	18.89	-	987.84			
			08/19/2020	-	21.64	-	985.09			
			09/16/2021	-	26.71	-	980.02			
			12/14/2022	26.91	26.94	0.03	979.79			
12430-MW22	1007.45	1007.12	04/10/2017	-	28.31	-	978.81	35.06	24.86 - 34.86	982.59 - 972.59
			10/03/2017	-	27.30	-	979.82			
			03/12/2018	-	24.68	-	982.44			
			04/22/2019	-	18.69	-	988.43			
			08/19/2020	-	21.65	-	985.47			
			09/16/2021	-	26.82	-	980.30			
			12/14/2022	-	27.23	-	979.89			

Monitoring Well	Ground Surface Elevation	Top-of-Casing Elevation	Date	Free-Product Depth Below Top-of-Casing	Groundwater Depth Below Top-of-Casing	Free-Product Thickness	Groundwater Elevation	Well Depth BGS	Screened Interval Depth	Screened Interval Elevation
12430-MW22I	1007.28	1007.03	04/10/2017	-	28.29	-	978.74	49.72	44.52 - 49.52	962.76 - 957.76
			10/03/2017	-	27.46	-	979.57			
			03/12/2018	-	24.73	-	982.30			
			04/22/2019	-	18.61	-	988.42			
			08/19/2020	-	22.02	-	985.01			
			09/16/2021	-	27.06	-	979.97			
			12/14/2022	-	27.17	-	979.86			
12430-MW23	1008.66	1008.24	04/10/2017	-	29.61	-	978.63	39.87	29.67 - 39.67	978.99 - 968.99
			10/03/2017	-	28.71	-	979.53			
			03/12/2018	-	26.14	-	982.10			
			04/22/2019	-	20.04	-	988.20			
			08/19/2020	-	23.16	-	985.08			
			09/15/2021	-	28.27	-	979.97			
			12/14/2022	-	28.52	-	979.72			
12430-MW23I	1008.66	1008.21	10/03/2017	-	28.73	-	979.48	61.69	56.49 - 61.49	952.17 - 947.17
			03/12/2018	-	26.02	-	982.19			
			04/22/2019	-	20.20	-	988.01			
			08/19/2020	-	23.40	-	984.81			
			09/15/2021	-	28.41	-	979.80			
			12/14/2022	-	28.41	-	979.80			
12430-MW24	1006.83	1006.39	04/10/2017	26.56	31.04	4.48	978.49	35.25	25.05 - 35.05	981.78 - 971.78
			04/24/2017	25.87	30.62	4.75	979.10			
			10/03/2017	25.29	31.56	6.27	979.22			
			03/12/2018	23.11	27.37	4.26	982.00			
			05/14/2018 Pre-AFVR	23.17	27.28	4.11	981.99			
			05/18/2018 Pre-AFVR	23.73	25.45	1.72	982.14			
			04/22/2019	18.40	20.12	1.72	987.47			
			01/13/2020 Pre-AFVR	23.14	23.95	0.81	983.01			
			08/19/2020	-	21.28	Sheen	985.11			
			02/08/2021 Pre-AFVR	-	20.74	-	985.65			
			03/22/2021 Pre-AFVR	-	20.04	-	986.35			
			09/16/2021	-	26.40	-	979.99			
			02/28/2022 Pre-AFVR	22.95	23.21	0.26	983.18			
			03/28/2022 Pre-AFVR	21.95	21.98	0.03	984.41			
			12/14/2022	26.39	27.51	1.12	978.88			
12430-MW25	1007.57	1007.27	42835.00	-	28.72	-	978.55	38.20	28.00 - 38.00	979.57 - 969.57
			10/03/2017	-	27.82	-	979.45			
			03/12/2018	-	25.13	-	982.14			
			04/22/2019	-	19.20	-	988.07			
			08/19/2020	-	22.45	-	984.82			
			09/16/2021	-	27.47	-	979.80			
			12/14/2022	-	27.68	-	979.59			
12430-MW26	1007.68	1007.33	04/10/2017	-	28.52	-	978.81	36.45	26.25 - 36.25	981.43 - 971.43
			10/03/2017	-	27.50	-	979.83			
			03/12/2018	-	24.94	-	982.39			
			04/22/2019	-	18.84	-	988.49			
			08/19/2020	-	21.78	-	985.55			
			09/16/2021	-	26.98	-	980.35			
			12/14/2022	-	27.40	-	979.93			
12430-MW26I	1007.67	1007.27	04/10/2017	-	28.53	-	978.74	55.11	49.91 - 54.91	957.76 - 952.76
			10/03/2017	-	27.50	-	979.77			
			03/12/2018	-	24.91	-	982.36			
			04/22/2019	-	19.05	-	988.22			
			08/19/2020	-	21.89	-	985.38			
			09/16/2021	-	27.11	-	980.16			
			12/14/2022	-	27.42	-	979.85			
12430-MW27	1007.24	1006.96	10/03/2017	-	27.26	-	979.70	34.70	24.50 - 34.50	982.74 - 972.74
			03/12/2018	-	24.99	-	981.97			
			04/22/2019	-	18.45	-	988.51			
			08/19/2020	-	21.43	-	985.53			
			09/15/2021	-	27.19	-	979.77			
			12/14/2022	-	27.44	-	979.52			
12430-MW27I	1007.49	1007.08	03/12/2018	-	25.20	-	981.88	65.41	60.21 - 65.21	947.28 - 942.28
			04/22/2019	-	18.86	-	988.22			
			08/19/2020	-	21.96	-	985.12			
			09/15/2021	NOT LOCATED						
			12/14/2022	-	27.44	-	27.65			
12430-MW28	1007.08	1006.76	10/03/2017	-	26.82	-	979.94	35.91	25.71 - 35.71	981.37 - 971.37
			03/12/2018	-	24.20	-	982.56			
			04/22/2019	-	18.00	-	988.76			
			08/19/2020	-	21.36	-	985.40			
			09/15/2021	-	26.40	-	980.36			
			12/14/2022	-	26.61	-	980.15			

Monitoring Well	Ground Surface Elevation	Top-of-Casing Elevation	Date	Free-Product Depth Below Top-of-Casing	Groundwater Depth Below Top-of-Casing	Free-Product Thickness	Groundwater Elevation	Well Depth BGS	Screened Interval Depth	Screened Interval Elevation
12430-RW01	1007.18	1006.69	04/10/2017	27.34	29.98	2.64	978.56	40.69	20.49 - 40.49	986.69 - 966.69
			04/17/2017	26.99	30.19	3.20	978.74			
			10/03/2017	25.62	31.71	6.09	979.24			
			03/12/2018	23.14	28.36	5.22	981.98			
			05/14/2018 Pre-AFVR	23.30	27.89	4.59	982.01			
			04/22/2019	18.00	20.35	2.35	987.99			
			01/13/2020 Pre-AFVR	22.45	24.64	2.19	983.58			
			08/19/2020	-	21.66	Sheen	985.03			
			02/08/2021 Pre-AFVR	-	21.13	-	985.56			
			03/22/2021 Pre-AFVR	-	19.63	-	987.06			
			09/16/2021	-	26.71	Sheen	979.98			
			02/28/2022 Pre-AFVR	23.13	23.38	0.25	983.31			
			03/28/2022 Pre-AFVR	22.32	22.38	0.06	984.31			
			12/14/2022	26.79	26.85	0.06	979.84			
12430-RW02	1006.53	1006.23	04/10/2017	26.58	30.63	4.05	978.44	38.08	17.88 - 37.88	988.65 - 968.65
			04/24/2017	25.58	28.63	3.05	979.74			
			10/03/2017	25.61	30.26	4.65	979.23			
			03/12/2018	23.63	26.94	3.31	981.61			
			05/18/2018 Pre-AFVR	23.04	26.84	3.80	982.05			
			04/22/2019	-	18.18	-	988.05			
			08/19/2020	21.18	21.33	0.15	985.16			
			02/08/2021 Pre-AFVR	20.68	21.13	0.45	985.42			
			03/22/2021 Pre-AFVR	-	20.04	-	986.19			
			09/16/2021	-	26.30	-	979.93			
			02/28/2022 Pre-AFVR	23.91	23.94	0.03	982.29			
			03/28/2022 Pre-AFVR	21.89	21.90	0.01	984.33			
			12/14/2022	26.31	26.96	0.65	979.27			
12430-RW03	1006.17	1005.90	04/10/2017	-	27.19	-	978.71	40.00	19.80 - 39.80	986.37 - 966.37
			10/03/2017	-	26.29	-	979.61			
			03/12/2018	-	23.57	-	982.33			
			04/22/2019	-	17.70	-	988.20			
			08/19/2020	-	20.79	-	985.11			
			09/16/2021	-	25.91	-	979.99			
			12/14/2022	26.12	27.19	1.07	978.71			
12430-MWX	1007.47	1007.20	04/10/2017	28.53	NA	+1.47	NA	30.27	20.07 - 30.07	987.40 - 977.40
			04/17/2017	28.30	NA	+1.70	NA			
			10/03/2017	-	27.69	Sheen	979.51			
			03/12/2018	-	24.07	Sheen	983.13			
			05/14/2018 Pre-AFVR	-	24.93	-	982.27			
			04/22/2019	-	19.11	-	988.09			
			08/19/2020	-	22.26	-	984.94			
			09/16/2021	-	27.31	-	979.89			
			12/14/2022	-	28.05	-	979.15			
12430-MWXR	1007.67	1007.31	04/10/2017	-	28.66	-	978.65	38.25	28.05 - 38.05	979.62 - 969.62
			04/17/2017	28.43	28.45	0.02	978.87			
			10/03/2017	-	27.83	Sheen	979.48			
			03/12/2018	-	25.06	-	982.25			
			04/22/2019	-	19.20	-	988.11			
			08/19/2020	-	22.45	-	984.86			
			09/16/2021	-	27.50	-	979.81			
			12/14/2022	-	27.63	-	979.68			

NOTES:
Measurements are in feet
BGS - below ground surface
Elevations are NAVD 88

TABLE 2
Summary of Groundwater Analytical Results
Westside Quick Stop - UST Permit #12430
Greenville, Greenville County, South Carolina

		Free-Product Thickness (feet)	Benzene (µg/L)	Toluene (µg/L)	Ethylbenzene (µg/L)	Xylenes (µg/L)	MTBE (µg/L)	Naphthalene (µg/L)	EDB (µg/L)	1,2 DCA (µg/L)	ETBE (µg/L)	ETBA (µg/L)	TAME (µg/L)	DIPE (µg/L)	Ethanol (µg/L)	TBF (µg/L)	TBA (µg/L)	TAA (µg/L)	Lead (µg/L)	Dissolved Lead (µg/L)
		---	RBSL 5	RBSL 1,000	RBSL 700	RBSL 10,000	RBSL 40	RBSL 25	RBSL 0.05	RBSL 5	RBSL 47	RBSL NE	RBSL 128	RBSL 150	RBSL 10,000	RBSL NE	RBSL 1,400	RBSL 240	RBSL 15	RBSL 15
12430-MW01	08/13/2013	-	***27000***	***54000***	***2700***	***13000***	***5200***	<500	***0.90***	<500	<500	<10000	<5000	***2600***	<50000	<2500	<10000	***27000***	<10	NT
		-	***27000***	***54000***	***2700***	***13000***	***5200***	<500	***0.93***	<500	<500	<10000	<5000	***2600***	<50000	<2500	<10000	***28000***	<10	NT
	03/30/2015	-	***3000***	***6300***	***440***	***2500***	***800***	<20	<0.049	<7.4	<10	<75	<13	***68***	<960	<33	***180 J***	***1800***	<4.7	NT
		-	***3000***	***6200***	***420***	***2500***	***820***	<20	<0.0049	<7.4	<10	<75	<13	***67***	<960	<33	***190 J***	***1900***	<4.7	NT
	04/10/2017	***4.16***	NS	NS	NS	NS	NS	NS	NS	NS	NS	NS	NS	NS	NS	NS	NS	NS	NS	NS
	03/12/2018	***4.89***	NS	NS	NS	NS	NS	NS	NS	NS	NS	NS	NS	NS	NS	NS	NS	NS	NS	NS
	05/18/2018	***4.26***	AFVR Event Peformed - 05/18/2018 through 05/22/2018																	
	04/22/2019	***0.20***	NS	NS	NS	NS	NS	NS	NS	NS	NS	NS	NS	NS	NS	NS	NS	NS	NS	NS
	01/13/2020	***0.44***	AFVR Event Peformed - 01/13/2020 through 01/17/2020																	
	08/22/2020	***SHEEN***	***14000***	***43400***	***3050***	***16400***	<1240	<836	<0.011	<824	<3380	<21600	<1220	<1400	<57600	<9640	<36400	<26200	NT	NT
	09/16/2021	***0.03***	NS	NS	NS	NS	NS	NS	NS	NS	NS	NS	NS	NS	NS	NS	NS	NS	NS	NS
	12/15/2022	***2.35***	NS	NS	NS	NS	NS	NS	NS	NS	NS	NS	NS	NS	NS	NS	NS	NS	NS	NS
12430-MW02	08/13/2013	-	***1000***	***1000***	***200***	***570***	***23***	<20	<0.019	<20	<20	<400	<200	<100	<2000	<100	<400	***910***	<10	NT
	03/30/2015	-	***23000***	***51000***	***3200***	***15000***	***520***	***620***	***0.36***	<74	<100	<750	<130	***1600***	<9600	<330	<1100	***20000***	<4.7	NT
	04/11/2017	-	***851***	***659***	***139***	***562***	<8.5	<10.0	<0.021	<9.0	<18.0	<160	<17.0	<8.5	<655	<36.5	<288	***687***	22.0	NT
	03/19/2018	-	***545***	***710***	***134***	***924***	<8.5	<10.0	<0.020	<9.0	<18.0	<160	<17.0	<8.5	<655	<36.5	<288	***1240***	NT	<2.5
	05/18/2018	-	***570***	***494***	***108***	***817***	<8.5	<10.0	<0.020	<9.0	<18.0	<160	<17.0	<8.5	<655	<36.5	<288	***1020***	NT	<2.5
	04/23/2019	-	***577***	***82.3***	***37.3***	***609***	<15.5	***11.9 J***	<0.011	<10.3	<42.3	<270	<15.2	<17.4	<720	<120	<455	***597***	NT	NT
	08/22/2020	-	***209***	***4.3 J***	<3.7	***120***	<6.2	<4.2	<0.011	<4.1	<16.9	<108	<6.1	<7.0	<288	<48.2	<182	<131	NT	NT
	Dup C	-	***233***	***10.3***	***5.8 J***	***137***	<6.2	<4.2	<0.011	<4.1	<16.9	<108	<6.1	<7.0	<288	<48.2	<182	***132 J***	NT	NT
	09/16/2021	-	***320***	***72***	***32***	***200***	<2.0	<2.0	<0.0049	<2.0	<2.0	<40	<2.1	***5.1***	<260	<10	<40	***310***	NT	NT
	Dup C	-	***320***	***94***	***43***	***250***	***2.2***	***1.8***	<0.0052	<0.40	<0.40	<8.0	***0.50***	***5.6***	<52	<2.0	***16***	***340***	NT	NT
	10/11/2021	-	NT	NT	NT	NT	NT	NT	<0.0081	NT	NT	NT	NT	NT	NT	NT	NT	NT	NT	NT
	Dup C	-	NT	NT	NT	NT	NT	NT	<0.0082	NT	NT	NT	NT	NT	NT	NT	NT	NT	NT	NT
	12/15/2022	-	***106***	***7.9***	***4.1 J***	***30.6***	<3.1	<2.1	<0.0076	<2.1	<8.5	<53.9	<3.0	<3.5	<144	<24.1	<91.0	***166***	NT	NT
12430-MW03	08/13/2013	-	<1	<1	<1	<1	<1	<1	<0.020	<1	<1	<20	<10	<5	<100	<5	<20	<20	<10	NT
	03/30/2015	-	<0.13	<0.33	<0.33	<0.33	<0.40	<0.40	<0.020	<0.15	<0.20	<1.5	<0.25	<0.40	<19	<0.66	<2.3	<1.5	***9 J***	NT
	04/10/2017		DRY																	
	03/19/2018	-	<1.7	<1.6	<1.6	<5.0	<1.7	<2.0	<0.020	<1.8	<3.6	<32.1	<3.4	<1.7	<131	<7.3	<57.7	<76.8	NT	NT
	04/23/2019	-	<1.7	<2.0	<1.8	<5.0	<3.1	<2.1	<0.011	<2.1	<8.5	<53.9	<3.0	<3.5	<144	<24.1	<91.0	<65.6	NT	NT
	08/20/2020	-	<1.7	<2.0	<1.8	<5.0	<3.1	<2.1	<0.012	<2.1	<8.5	<53.9	<3.0	<3.5	<144	<24.1	<91.0	<65.6	NT	NT
	09/15/2021	-	<0.40	<0.40	<0.40	<0.40	<0.40	<0.40	<0.0050	<0.40	<0.40	<8.0	<0.42	<0.40	<52	<2.0	<8.0	<8.0	NT	NT
	10/11/2021	-	NT	NT	NT	NT	NT	NT	<0.0081	NT	NT	NT	NT	NT	NT	NT	NT	NT	NT	NT
	12/14/2022		<1.7	<2.0	<1.8	<5.0	<3.1	<2.1	<0.0082	<2.1	<8.5	<53.9	<3.0	<3.5	<144	<24.1	<91.0	<65.6	NT	NT
12430-MW04	03/30/2015	-	***41***	***31***	***6.7***	***63***	<0.40	<0.40	<0.020	<0.15	<0.20	<1.5	<0.25	***4.4***	<19	<0.66	<2.3	***5.1 J***	***6.4 J***	NT
	04/10/2017		DRY																	
	03/19/2018	-	***241***	***11.3***	<3.2	***346***	<3.4	<4.0	<0.020	<3.6	<7.2	<64.2	<6.8	***12.5***	<262	<14.6	<115	<154	NT	NT
	04/23/2019	-	***160***	***24.0***	<3.7	***224***	<6.2	<4.2	<0.011	<4.1	<16.9	<108	<6.1	***45.1***	<288	<48.2	***277***	<131	NT	NT
	08/20/2020	-	***13.7***	<2.0	<1.8	<5.0	<3.1	<2.1	<0.011	<2.1	<8.5	<53.9	<3.0	***5.7***	<144	<24.1	<91.0	<65.6	NT	NT
	09/16/2021	-	<0.40	<0.40	<0.40	<0.40	<0.40	<0.40	<0.0050	<0.40	<0.40	<8.0	<0.42	<0.40	<52	<2.0	<8.0	<8.0	NT	NT
	12/15/2022	-	***11.8***	<2.0	<1.8	<5.0	<3.1	<2.1	<0.0075	<2.1	<8.5	<53.9	<3.0	<3.5	<144	<24.1	<91.0	<65.6	NT	NT

		Free-Product Thickness (feet)	Benzene (µg/L)	Toluene (µg/L)	Ethylbenzene (µg/L)	Xylenes (µg/L)	MTBE (µg/L)	Naphthalene (µg/L)	EDB (µg/L)	1,2 DCA (µg/L)	ETBE (µg/L)	ETBA (µg/L)	TAME (µg/L)	DIPE (µg/L)	Ethanol (µg/L)	TBF (µg/L)	TBA (µg/L)	TAA (µg/L)	Lead (µg/L)	Dissolved Lead (µg/L)
		---	RBSL 5	RBSL 1,000	RBSL 700	RBSL 10,000	RBSL 40	RBSL 25	RBSL 0.05	RBSL 5	RBSL 47	RBSL NE	RBSL 128	RBSL 150	RBSL 10,000	RBSL NE	RBSL 1,400	RBSL 240	RBSL 15	RBSL 15
12430-MW04I	04/11/2017	-	***3.8 J***	***1.9 J***	<1.6	<2.7	<1.7	<2.0	<0.019	<1.8	<3.6	<32.1	<3.4	<1.7	<131	<7.3	<57.7	<76.8	<2.5	NT
	03/19/2018	-	<1.7	<1.6	<1.6	<5.0	<1.7	<2.0	<0.020	<1.8	<3.6	<32.1	<3.4	<1.7	<131	<7.3	<57.7	<76.8	NT	NT
	04/23/2019	-	<1.7	***3.2 J***	<1.8	<5.0	<3.1	<2.1	<0.011	<2.1	<8.5	<53.9	<3.0	<3.5	<144	<24.1	<91.0	<65.6	NT	NT
	08/20/2020	-	<1.7	<2.0	<1.8	<5.0	<3.1	<2.1	<0.011	<2.1	<8.5	<53.9	<3.0	<3.5	<144	<24.1	<91.0	<65.6	NT	NT
	09/16/2021	-	<0.40	<0.40	<0.40	<0.40	<0.40	<0.40	<0.0050	<0.40	<0.40	<8.0	<0.42	<0.40	<52	<2.0	<8.0	<8.0	NT	NT
	12/15/2022		<1.7	<2.0	<1.8	<5.0	<3.1	<2.1	<0.0078	<2.1	<8.5	<53.9	<3.0	<3.5	<144	<24.1	<91.0	<65.6	NT	NT
12430-MW05	03/31/2015	-	***0.22 J***	***0.70 J***	<0.33	<0.33	<0.40	<0.40	<0.019	<0.15	<0.20	<1.5	<0.25	<0.40	<19	<0.66	<2.3	<1.5	<4.7	NT
	04/11/2017	-	<1.7	<1.6	<1.6	<2.7	<1.7	<2.0	<0.020	<1.8	<3.6	<32.1	<3.4	<1.7	<131	<7.3	<57.7	<76.8	<2.5	NT
	03/12/2018	-	<1.7	<1.6	<1.6	<5.0	<1.7	<2.0	<0.019	<1.8	<3.6	<32.1	<3.4	<1.7	<131	<7.3	<57.7	<76.8	NT	NT
	04/22/2019	-	<1.7	<2.0	<1.8	<5.0	<3.1	<2.1	<0.011	<2.1	<8.5	<53.9	<3.0	<3.5	<144	<24.1	<91.0	<65.6	NT	NT
	08/19/2020	-	<1.7	<2.0	<1.8	<5.0	<3.1	<2.1	<0.011	<2.1	<8.5	<53.9	<3.0	<3.5	<144	<24.1	<91.0	<65.6	NT	NT
	09/15/2021	-	<0.40	<0.40	<0.40	<0.40	<0.40	<0.40	<0.0050	<0.40	<0.40	<8.0	<0.42	<0.40	<52	<2.0	<8.0	<8.0	NT	NT
	10/11/2021	-	NT	NT	NT	NT	NT	NT	<0.0080	NT	NT	NT	NT	NT	NT	NT	NT	NT	NT	NT
	12/14/2022		<1.7	<2.0	<1.8	***17.6***	<3.1	<2.1	<0.0076	<2.1	<8.5	<53.9	<3.0	<3.5	<144	<24.1	<91.0	<65.6	NT	NT
12430-MW06	03/31/2015	-	***0.18 J***	***0.73 J***	<0.33	<0.33	<0.40	<0.40	<0.020	<0.15	<0.20	<1.5	<0.25	<0.40	<19	<0.66	<2.3	<1.5	***14***	NT
	04/11/2017	-	<1.7	<1.6	<1.6	<2.7	<1.7	<2.0	<0.020	<1.8	<3.6	<32.1	<3.4	<1.7	<131	<7.3	<57.7	<76.8	**46.4**	NT
	03/12/2018	-	<1.7	<1.6	<1.6	<5.0	<1.7	<2.0	<0.020	<1.8	<3.6	<32.1	<3.4	<1.7	<131	<7.3	<57.7	<76.8	NT	<2.5
	04/22/2019	-	<1.7	<2.0	<1.8	<5.0	<3.1	<2.1	<0.012	<2.1	<8.5	<53.9	<3.0	<3.5	<144	<24.1	<91.0	<65.6	NT	NT
	08/19/2020	-	<1.7	<2.0	<1.8	<5.0	<3.1	<2.1	<0.011	<2.1	<8.5	<53.9	<3.0	<3.5	<144	<24.1	<91.0	<65.6	NT	NT
	09/15/2021	-	<0.40	<0.40	<0.40	<0.40	<0.40	<0.40	<0.0049	<0.40	<0.40	<8.0	<0.42	<0.40	<52	<2.0	<8.0	<8.0	NT	NT
	10/11/2021	-	NT	NT	NT	NT	NT	NT	<0.0079	NT	NT	NT	NT	NT	NT	NT	NT	NT	NT	NT
	12/14/2022	-	<1.7	<2.0	<1.8	<5.0	<3.1	<2.1	<0.0075	<2.1	<8.5	<53.9	<3.0	<3.5	<144	<24.1	<91.0	<65.6	NT	NT
12430-MW07	03/31/2015	-	<0.13	<0.33	<0.33	<0.33	<0.40	<0.40	<0.019	<0.15	<0.20	<1.5	<0.25	<0.40	<19	<0.66	<2.3	<1.5	***4.8 J***	NT
	04/10/2017		DRY																	
	03/19/2018	-	<1.7	<1.6	<1.6	<5.0	<1.7	<2.0	<0.020	<1.8	<3.6	<32.1	<3.4	<1.7	<131	<7.3	<57.7	<76.8	NT	NT
	04/22/2019	-	<1.7	<2.0	<1.8	<5.0	<3.1	<2.1	<0.011	<2.1	<8.5	<53.9	<3.0	<3.5	<144	<24.1	<91.0	<65.6	NT	NT
	08/20/2020	-	<1.7	<2.0	<1.8	<5.0	<3.1	<2.1	<0.011	<2.1	<8.5	<53.9	<3.0	<3.5	<144	<24.1	<91.0	<65.6	NT	NT
	09/15/2021	-	<0.40	<0.40	<0.40	<0.40	<0.40	<0.40	<0.0052	<0.40	<0.40	<8.0	<0.42	<0.40	<52	<2.0	<8.0	<8.0	NT	NT
	10/11/2021	-	NT	NT	NT	NT	NT	NT	<0.0082	NT	NT	NT	NT	NT	NT	NT	NT	NT	NT	NT
	12/15/2022	-	Well Obstructed @ 26.04																	
12430-MW08	03/30/2015	-	<0.13	<0.33	<0.33	<0.33	<0.40	<0.40	<0.020	<0.15	<0.20	<1.5	<0.25	<0.40	<19	<0.66	***26***	***14 J***	<4.7	NT
	04/11/2017	-	<1.7	<1.6	<1.6	<2.7	<1.7	<2.0	<0.020	<1.8	<3.6	<32.1	<3.4	<1.7	<131	<7.3	<57.7	<76.8	<2.5	NT
	03/19/2018	-	<1.7	<1.6	<1.6	<5.0	<1.7	<2.0	<0.020	<1.8	<3.6	<32.1	<3.4	<1.7	<131	<7.3	<57.7	<76.8	NT	NT
	04/22/2019	-	<1.7	<2.0	<1.8	<5.0	<3.1	<2.1	<0.011	<2.1	<8.5	<53.9	<3.0	<3.5	<144	<24.1	<91.0	<65.6	NT	NT
	08/20/2020	-	<1.7	<2.0	<1.8	<5.0	<3.1	<2.1	<0.011	<2.1	<8.5	<53.9	<3.0	<3.5	<144	<24.1	<91.0	<65.6	NT	NT
	09/15/2021	-	<0.40	<0.40	<0.40	<0.40	<0.40	<0.40	<0.0049	<0.40	<0.40	<8.0	<0.42	<0.40	<52	<2.0	<8.0	<8.0	NT	NT
	10/11/2021	-	NT	NT	NT	NT	NT	NT	<0.0080	NT	NT	NT	NT	NT	NT	NT	NT	NT	NT	NT
	12/15/2022	-	<1.7	<2.0	<1.8	<5.0	<3.1	<2.1	<0.0079	<2.1	<8.5	<53.9	<3.0	<3.5	<144	<24.1	<91.0	<65.6	NT	NT
12430-MW09	03/30/2015	-	<0.13	<0.33	<0.33	<0.33	<0.40	<0.40	<0.020	<0.15	<0.20	<1.5	<0.25	<0.40	<19	<0.66	<2.3	<1.5	<4.7	NT
	04/10/2017		DRY																	
	03/19/2018	-	<1.7	<1.6	<1.6	<5.0	<1.7	<2.0	<0.019	<1.8	<3.6	<32.1	<3.4	<1.7	<131	<7.3	<57.7	<76.8	NT	NT
	04/22/2019	-	<1.7	<2.0	<1.8	<5.0	<3.1	<2.1	<0.011	<2.1	<8.5	<53.9	<3.0	<3.5	<144	<24.1	<91.0	<65.6	NT	NT
	08/20/2020	-	<1.7	<2.0	<1.8	<5.0	<3.1	<2.1	<0.011	<2.1	<8.5	<53.9	<3.0	<3.5	<144	<24.1	<91.0	<65.6	NT	NT
	09/15/2021	-	<0.40	<0.40	<0.40	<0.40	<0.40	<0.40	<0.0050	<0.40	<0.40	<8.0	<0.42	<0.40	<52	<2.0	<8.0	<8.0	NT	NT
	10/11/2021	-	NT	NT	NT	NT	NT	NT	<0.0081	NT	NT	NT	NT	NT	NT	NT	NT	NT	NT	NT
	12/15/2022		<1.7	<2.0	<1.8	<5.0	<3.1	<2.1	<0.0084	<2.1	<8.5	<53.9	<3.0	<3.5	<144	<24.1	<91.0	<65.6	NT	NT

		Free-Product Thickness (feet)	Benzene (µg/L)	Toluene (µg/L)	Ethylbenzene (µg/L)	Xylenes (µg/L)	MTBE (µg/L)	Naphthalene (µg/L)	EDB (µg/L)	1,2 DCA (µg/L)	ETBE (µg/L)	ETBA (µg/L)	TAME (µg/L)	DIPE (µg/L)	Ethanol (µg/L)	TBF (µg/L)	TBA (µg/L)	TAA (µg/L)	Lead (µg/L)	Dissolved Lead (µg/L)
		---	RBSL 5	RBSL 1,000	RBSL 700	RBSL 10,000	RBSL 40	RBSL 25	RBSL 0.05	RBSL 5	RBSL 47	RBSL NE	RBSL 128	RBSL 150	RBSL 10,000	RBSL NE	RBSL 1,400	RBSL 240	RBSL 15	RBSL 15
12430-MW10	03/30/2015	-	<0.13	<0.33	<0.33	<0.33	<0.40	<0.40	<0.0049	<0.15	<0.20	<1.5	<0.25	<0.40	<19	<0.66	***3.6 J***	<1.5	<4.7	NT
	04/10/2017	-	<1.7	<1.6	<1.6	<2.7	<1.7	<2.0	<0.020	<1.8	<3.6	<32.1	<3.4	<1.7	<131	<7.3	<57.7	<76.8	***286***	NT
	03/12/2018	NOT SAMPLED - CAR PARKED ABOVE MONITORING WELL																		
	04/22/2019	-	<1.7	<2.0	<1.8	<5.0	<3.1	<2.1	<0.011	<2.1	<8.5	<53.9	<3.0	<3.5	<144	<24.1	<91.0	<65.6	NT	NT
	08/20/2020	-	<1.7	<2.0	<1.8	<5.0	<3.1	<2.1	<0.011	<2.1	<8.5	<53.9	<3.0	<3.5	<144	<24.1	<91.0	<65.6	NT	NT
	09/15/2021	-	<0.40	<0.40	<0.40	<0.40	<0.40	<0.40	<0.0049	<0.40	<0.40	<8.0	<0.42	<0.40	<52	<2.0	<8.0	<8.0	NT	NT
	10/11/2021	-	NT	NT	NT	NT	NT	NT	<0.0080	NT	NT	NT	NT	NT	NT	NT	NT	NT	NT	NT
	12/15/2022	-	<1.7	<2.0	<1.8	<5.0	<3.1	<2.1	<0.0074	<2.1	<8.5	<53.9	<3.0	<3.5	<144	<24.1	<91.0	<65.6	NT	NT
12430-MW11	03/30/2015	-	<0.13	<0.33	<0.33	<0.33	<0.40	<0.40	<0.020	<0.15	<0.20	<1.5	<0.25	<0.40	<19	<0.66	<2.3	<1.5	***6.7 J***	NT
	04/10/2017	-	<1.7	<1.6	<1.6	<2.7	<1.7	***2.3 J***	<0.020	<1.8	<3.6	<32.1	<3.4	<1.7	<131	<7.3	<57.7	***77.5 J***	***68.4***	NT
	03/12/2018	-	<1.7	<1.6	<1.6	<5.0	<1.7	<2.0	<0.019	<1.8	<3.6	<32.1	<3.4	<1.7	<131	<7.3	<57.7	<76.8	NT	<2.5
	04/22/2019	-	<1.7	<2.0	<1.8	<5.0	<3.1	<2.1	<0.011	<2.1	<8.5	<53.9	<3.0	<3.5	<144	<24.1	<91.0	<65.6	NT	NT
	08/20/2020	-	<1.7	<2.0	<1.8	<5.0	<3.1	<2.1	<0.011	<2.1	<8.5	<53.9	<3.0	<3.5	<144	<24.1	<91.0	<65.6	NT	NT
	09/15/2021	-	<0.40	<0.40	<0.40	<0.40	<0.40	<0.40	<0.0050	<0.40	<0.40	<8.0	<0.42	<0.40	<52	<2.0	<8.0	<8.0	NT	NT
	10/11/2021	-	NT	NT	NT	NT	NT	NT	<0.0079	NT	NT	NT	NT	NT	NT	NT	NT	NT	NT	NT
	12/15/2022		<1.7	<2.0	<1.8	<5.0	<3.1	<2.1	<0.0075	<2.1	<8.5	<53.9	<3.0	<3.5	<144	<24.1	<91.0	<65.6	NT	NT
12430-MW12	04/15/2017	-	***2050***	***3930***	***422***	***1580***	<34.0	<40.0	<0.019	<36.0	<72.0	<642	<68.0	<34.0	<2620	<146	<1150	***3010***	<2.5	NT
	03/19/2018	-	***1930***	***2840***	***383***	***1380***	<42.5	<50.0	<0.020	<45.0	<90.0	<802	<85.0	<42.5	<3280	<182	<1440	***3490***	NT	NT
	04/23/2019	-	***1820***	***3130***	***410***	***1600***	<62.0	<41.8	<0.011	<41.2	<169	<1080	<60.8	<69.8	<2880	<482	<1820	***4450***	NT	NT
	08/22/2020	-	***3440***	***9080***	***1270***	***5860***	<155	***110 J***	<0.011	<103	<423	<2700	<152	<174	<7200	<1200	<4550	***6780***	NT	NT
			3730	***8780***	***1200***	***5560***	<155	***105 J***	<0.011	<103	<423	<2700	<152	<174	<7200	<1200	<4550	***7980***	NT	NT
	09/16/2021	-	***3600***	***8900***	***1200***	***5900***	<40	***200***	<0.50	<40	<40	<800	<42	***49***	<5200	<200	<800	***7800***	NT	NT
			3400	***8300***	***1200***	***5700***	<40	***210***	<0.28	<40	<40	<800	<42	***50***	<5200	<200	<800	***8600***	NT	NT
	10/11/2021	-	NT	NT	NT	NT	NT	NT	<0.0091	NT	NT	NT	NT	NT	NT	NT	NT	NT	NT	NT
			NT	NT	NT	NT	NT	NT	<0.0089	NT	NT	NT	NT	NT	NT	NT	NT	NT	NT	NT
	12/15/2022	-	***547***	***1470***	***224***	***1140***	<31.0	***47.3 J***	<0.0076	<20.6	<84.6	<539	<30.4	<34.9	<1440	<241	<910	***3350***	NT	NT
			547	***1390***	***211***	***1050***	<31.0	***54.8***	<0.0074	<20.6	<84.6	<539	<30.4	<34.9	<1440	<241	<910	***3160***	NT	NT
12430-MW12I	04/15/2017	-	***2700***	***6210***	***576***	***2740***	<68.0	<80.0	<0.020	<72.0	<144	<1280	<136	<68.0	<5240	<292	<2310	***3680 J***	<2.5	NT
	03/19/2018	-	***1440***	***2880***	***231***	***1570***	<34.0	***41.8 J***	<0.020	<36.0	<72.0	<642	<68.0	<34.0	<2620	<146	<1150	***3830***	NT	NT
	04/23/2019	-	***2460***	***3070***	***338***	***1770***	<62.0	***71.1 J***	<0.012	<41.2	<169	<1080	<60.8	***121***	<2880	<482	<1820	***4640***	NT	NT
	08/22/2020	-	***1820***	***5530***	***871***	***3910***	<155	***109 J***	<0.011	<103	<423	<2700	<152	<174	<7200	<1200	<4550	<3280	NT	NT
	09/16/2021	-	***820***	<1200	***470***	***1500***	<8.0	***81***	<0.0050	<8.0	<8.0	<160	<8.4	***32***	<1000	<40	<160	***970***	NT	NT
	12/15/2022	-	<1.7	<2.0	<1.8	<5.0	<3.1	<2.1	<0.0074	<2.1	<8.5	<53.9	<3.0	<3.5	<144	<24.1	<91.0	<65.6	NT	NT
12430-MW14	04/11/2017	-	***746***	***748***	***80.5***	***476***	<8.5	<10.0	<0.020	<9.0	<18.0	<160	<17.0	<8.5	***795 J***	<36.5	<288	***2050***	***3.1 J***	NT
			764	***749***	***79.6***	***462***	<8.5	<10.0	<0.020	<9.0	<18.0	<160	<17.0	<8.5	<655	<36.5	<288	***2220***	***10.6***	NT
	03/12/2018	-	***526***	***535***	***59.1***	***374***	<8.5	<10.0	<0.020	<9.0	<18.0	<160	<17.0	<8.5	<655	<36.5	<288	<384	NT	NT
			520	***522***	***57.4***	***358***	<8.5	<10.0	<0.020	<9.0	<18.0	<160	<17.0	<8.5	<655	<36.5	<288	***1070***	NT	NT
	04/22/2019	-	***575***	***300***	***56.1***	***614***	<12.4	<8.4	<0.011	<8.2	<33.8	<216	<12.2	<14.0	<576	<96.4	<364	***3150***	NT	NT
	08/19/2020	-	***278***	***49.5***	***31.4***	***181***	<6.2	<4.2	<0.011	<4.1	<16.9	<108	<6.1	<7.0	<288	<48.2	<182	***1870***	NT	NT
	09/15/2021	-	***180***	***17***	***3.5***	***98***	<0.40	<0.40	<0.050	<0.40	<0.40	<8.0	<0.42	***1.7***	<52	<2.0	***63***	***1000***	NT	NT
	10/11/2021	-	NT	NT	NT	NT	NT	NT	<0.0077	NT	NT	NT	NT	NT	NT	NT	NT	NT	NT	NT
	12/14/2022	-	***90.7***	***8.2***	<1.8	***48.8***	<3.1	<2.1	<0.0075	<2.1	<8.5	<53.9	<3.0	<3.5	<144	<24.1	<91.0	***654***	NT	NT

		Free-Product Thickness (feet)	Benzene (µg/L)	Toluene (µg/L)	Ethylbenzene (µg/L)	Xylenes (µg/L)	MTBE (µg/L)	Naphthalene (µg/L)	EDB (µg/L)	1,2 DCA (µg/L)	ETBE (µg/L)	ETBA (µg/L)	TAME (µg/L)	DIPE (µg/L)	Ethanol (µg/L)	TBF (µg/L)	TBA (µg/L)	TAA (µg/L)	Lead (µg/L)	Dissolved Lead (µg/L)
		---	RBSL 5	RBSL 1,000	RBSL 700	RBSL 10,000	RBSL 40	RBSL 25	RBSL 0.05	RBSL 5	RBSL 47	RBSL NE	RBSL 128	RBSL 150	RBSL 10,000	RBSL NE	RBSL 1,400	RBSL 240	RBSL 15	RBSL 15
12430-MW14I	04/11/2017	-	***33.4***	***16.0***	***2.6 J***	***15.0***	<1.7	<2.0	<0.020	<1.8	<3.6	<32.1	<3.4	<1.7	<131	<7.3	<57.7	***111***	<2.5	NT
	03/12/2018	-	***3.4 J***	<1.6	<1.6	<5.0	<1.7	<2.0	<0.019	<1.8	<3.6	<32.1	<3.4	<1.7	<131	<7.3	<57.7	<76.8	NT	NT
	04/22/2019	-	<1.7	<2.0	<1.8	<5.0	<3.1	<2.1	<0.011	<2.1	<8.5	<53.9	<3.0	<3.5	<144	<24.1	<91.0	<65.6	NT	NT
	08/19/2020	-	<1.7	<2.0	<1.8	<5.0	<3.1	<2.1	<0.011	<2.1	<8.5	<53.9	<3.0	<3.5	<144	<24.1	<91.0	<65.6	NT	NT
	09/15/2021	-	<0.40	<0.40	<0.40	<0.40	<0.40	<0.40	<0.0050	<0.40	<0.40	<8.0	<0.42	<0.40	<52	<2.0	<8.0	<8.0	NT	NT
	10/11/2021	-	NT	NT	NT	NT	NT	NT	<0.0080	NT	NT	NT	NT	NT	NT	NT	NT	NT	NT	NT
	12/14/2022	-	<1.7	<2.0	<1.8	<5.0	<3.1	<2.1	<0.0074	<2.1	<8.5	<53.9	<3.0	<3.5	<144	<24.1	<91.0	<65.6	NT	NT
12430-MW15	04/11/2017	-	<1.7	<1.6	<1.6	<2.7	<1.7	<2.0	<0.020	<1.8	<3.6	<32.1	<3.4	<1.7	<131	<7.3	<57.7	<76.8	<2.5	NT
	03/12/2018	-	<1.7	<1.6	<1.6	<5.0	<1.7	<2.0	<0.020	<1.8	<3.6	<32.1	<3.4	<1.7	<131	<7.3	<57.7	<76.8	NT	NT
	04/22/2019	-	<1.7	<2.0	<1.8	<5.0	<3.1	<2.1	<0.011	<2.1	<8.5	<53.9	<3.0	<3.5	<144	<24.1	<91.0	<65.6	NT	NT
	08/19/2020	-	<1.7	<2.0	<1.8	<5.0	<3.1	<2.1	<0.012	<2.1	<8.5	<53.9	<3.0	<3.5	<144	<24.1	<91.0	<65.6	NT	NT
	09/15/2021	-	<0.40	<0.40	<0.40	<0.40	<0.40	<0.40	<0.0049	<0.40	<0.40	<8.0	<0.42	<0.40	<52	<2.0	<8.0	<8.0	NT	NT
	10/11/2021	-	NT	NT	NT	NT	NT	NT	<0.0080	NT	NT	NT	NT	NT	NT	NT	NT	NT	NT	NT
	12/14/2022	-	<1.7	<2.0	<1.8	<5.0	<3.1	<2.1	<0.0075	<2.1	<8.5	<53.9	<3.0	<3.5	<144	<24.1	<91.0	<65.6	NT	NT
12430-MW15I	04/11/2017	-	<1.7	<1.6	<1.6	<2.7	<1.7	<2.0	<0.020	<1.8	<3.6	<32.1	<3.4	<1.7	<131	<7.3	<57.7	<76.8	<2.5	NT
	03/12/2018	-	<1.7	<1.6	<1.6	<5.0	<1.7	<2.0	<0.020	<1.8	<3.6	<32.1	<3.4	<1.7	<131	<7.3	<57.7	<76.8	NT	NT
	04/22/2019	-	<1.7	<2.0	<1.8	<5.0	<3.1	<2.1	<0.011	<2.1	<8.5	<53.9	<3.0	<3.5	<144	<24.1	<91.0	<65.6	NT	NT
	08/19/2020	-	<1.7	<2.0	<1.8	<5.0	<3.1	<2.1	<0.011	<2.1	<8.5	<53.9	<3.0	<3.5	<144	<24.1	<91.0	<65.6	NT	NT
	09/15/2021	-	<0.40	<0.40	<0.40	<0.40	<0.40	<0.40	<0.0050	<0.40	<0.40	<8.0	<0.42	<0.40	<52	<2.0	<8.0	<8.0	NT	NT
	10/11/2021	-	NT	NT	NT	NT	NT	NT	<0.0082	NT	NT	NT	NT	NT	NT	NT	NT	NT	NT	NT
	12/14/2022	-	<1.7	<2.0	<1.8	<5.0	<3.1	<2.1	<0.0074	<2.1	<8.5	<53.9	<3.0	<3.5	<144	<24.1	<91.0	<65.6	NT	NT
12430-MW16	04/11/2017	-	<1.7	<1.6	<1.6	<2.7	<1.7	<2.0	<0.020	<1.8	<3.6	<32.1	<3.4	<1.7	<131	<7.3	<57.7	<76.8	***2.8 J***	NT
	03/12/2018	-	<1.7	<1.6	<1.6	<5.0	<1.7	<2.0	<0.019	<1.8	<3.6	<32.1	<3.4	<1.7	<131	<7.3	<57.7	<76.8	NT	NT
	04/22/2019	-	<1.7	<2.0	<1.8	<5.0	<3.1	<2.1	<0.011	<2.1	<8.5	<53.9	<3.0	<3.5	<144	<24.1	<91.0	<65.6	NT	NT
	08/19/2020	-	<1.7	<2.0	<1.8	<5.0	<3.1	<2.1	<0.011	<2.1	<8.5	<53.9	<3.0	<3.5	<144	<24.1	<91.0	<65.6	NT	NT
	09/15/2021	-	<0.40	<0.40	<0.40	<0.40	<0.40	<0.40	<0.0050	<0.40	<0.40	<8.0	<0.42	<0.40	<52	<2.0	<8.0	<8.0	NT	NT
	10/11/2021	-	NT	NT	NT	NT	NT	NT	<0.0081	NT	NT	NT	NT	NT	NT	NT	NT	NT	NT	NT
	12/14/2022	-	<1.7	<2.0	<1.8	<5.0	<3.1	<2.1	<0.0075	<2.1	<8.5	<53.9	<3.0	<3.5	<144	<24.1	<91.0	<65.6	NT	NT
12430-MW16I	04/11/2017	-	<1.7	<1.6	<1.6	<2.7	<1.7	<2.0	<0.020	<1.8	<3.6	<32.1	<3.4	<1.7	<131	<7.3	<57.7	<76.8	<2.5	NT
	03/12/2018	-	<1.7	<1.6	<1.6	<5.0	<1.7	<2.0	<0.019	<1.8	<3.6	<32.1	<3.4	<1.7	<131	<7.3	<57.7	<76.8	NT	NT
	04/22/2019	-	<1.7	<2.0	<1.8	<5.0	<3.1	<2.1	<0.011	<2.1	<8.5	<53.9	<3.0	<3.5	<144	<24.1	<91.0	<65.6	NT	NT
	08/19/2020	-	<1.7	<2.0	<1.8	<5.0	<3.1	<2.1	<0.011	<2.1	<8.5	<53.9	<3.0	<3.5	<144	<24.1	<91.0	<65.6	NT	NT
	09/15/2021	-	<0.40	<0.40	<0.40	<0.40	<0.40	<0.40	<0.0050	<0.40	<0.40	<8.0	<0.42	<0.40	<52	<2.0	<8.0	<8.0	NT	NT
	10/11/2021	-	NT	NT	NT	NT	NT	NT	<0.0080	NT	NT	NT	NT	NT	NT	NT	NT	NT	NT	NT
	12/14/2022	-	<1.7	<2.0	<1.8	<5.0	<3.1	<2.1	<0.0075	<2.1	<8.5	<53.9	<3.0	<3.5	<144	<24.1	<91.0	<65.6	NT	NT
12430-MW17	04/10/2017	-	<1.7	<1.6	<1.6	<2.7	<1.7	<2.0	<0.020	<1.8	<3.6	<32.1	<3.4	<1.7	<131	<7.3	<57.7	<76.8	<2.5	NT
	03/19/2018	-	<1.7	<1.6	<1.6	<5.0	<1.7	<2.0	<0.020	<1.8	<3.6	<32.1	<3.4	<1.7	<131	<7.3	<57.7	<76.8	NT	NT
	04/22/2019	-	<1.7	<2.0	<1.8	<5.0	<3.1	<2.1	<0.011	<2.1	<8.5	<53.9	<3.0	<3.5	<144	<24.1	<91.0	<65.6	NT	NT
	08/19/2020	-	<1.7	<2.0	<1.8	<5.0	<3.1	<2.1	<0.011	<2.1	<8.5	<53.9	<3.0	<3.5	<144	<24.1	<91.0	<65.6	NT	NT
	09/15/2021	-	<0.40	<0.40	<0.40	<0.40	<0.40	<0.40	<0.0050	<0.40	<0.40	<8.0	<0.42	<0.40	<52	<2.0	<8.0	<8.0	NT	NT
	10/11/2021	-	NT	NT	NT	NT	NT	NT	<0.0082	NT	NT	NT	NT	NT	NT	NT	NT	NT	NT	NT
	12/15/2022	-	<1.7	<2.0	<1.8	<5.0	<3.1	<2.1	<0.0075	<2.1	<8.5	<53.9	<3.0	<3.5	<144	<24.1	<91.0	<65.6	NT	NT

		Free-Product Thickness (feet)	Benzene (µg/L)	Toluene (µg/L)	Ethylbenzene (µg/L)	Xylenes (µg/L)	MTBE (µg/L)	Naphthalene (µg/L)	EDB (µg/L)	1,2 DCA (µg/L)	ETBE (µg/L)	ETBA (µg/L)	TAME (µg/L)	DIPE (µg/L)	Ethanol (µg/L)	TBF (µg/L)	TBA (µg/L)	TAA (µg/L)	Lead (µg/L)	Dissolved Lead (µg/L)
		---	RBSL 5	RBSL 1,000	RBSL 700	RBSL 10,000	RBSL 40	RBSL 25	RBSL 0.05	RBSL 5	RBSL 47	RBSL NE	RBSL 128	RBSL 150	RBSL 10,000	RBSL NE	RBSL 1,400	RBSL 240	RBSL 15	RBSL 15
12430-MW17I	04/10/2017	-	<1.7	<1.6	<1.6	<2.7	<1.7	<2.0	<0.020	<1.8	<3.6	<32.1	<3.4	<1.7	<131	<7.3	<57.7	<76.8	<2.5	NT
	03/19/2018	-	<1.7	<1.6	<1.6	<5.0	<1.7	<2.0	<0.020	<1.8	<3.6	<32.1	<3.4	<1.7	<131	<7.3	<57.7	<76.8	NT	NT
	04/22/2019	-	<1.7	<2.0	<1.8	<5.0	<3.1	<2.1	<0.011	<2.1	<8.5	<53.9	<3.0	<3.5	<144	<24.1	<91.0	<65.6	NT	NT
	08/19/2020	-	<1.7	<2.0	<1.8	<5.0	<3.1	<2.1	<0.012	<2.1	<8.5	<53.9	<3.0	<3.5	<144	<24.1	<91.0	<65.6	NT	NT
	09/15/2021	-	<0.40	<0.40	<0.40	<0.40	<0.40	<0.40	<0.0049	<0.40	<0.40	<8.0	<0.42	<0.40	<52	<2.0	<8.0	<8.0	NT	NT
	10/11/2021	-	NT	NT	NT	NT	NT	NT	<0.0079	NT	NT	NT	NT	NT	NT	NT	NT	NT	NT	NT
	12/15/2022	-	<1.7	<2.0	<1.8	<5.0	<3.1	<2.1	<0.0074	<2.1	<8.5	<53.9	<3.0	<3.5	<144	<24.1	<91.0	<65.6	NT	NT
12430-MW18	04/11/2017	-	<1.7	<1.6	<1.6	<2.7	<1.7	<2.0	<0.019	<1.8	<3.6	<32.1	<3.4	<1.7	<131	<7.3	<57.7	<76.8	<2.5	NT
	03/12/2018	-	<1.7	<1.6	<1.6	<5.0	<1.7	<2.0	<0.020	<1.8	<3.6	<32.1	<3.4	<1.7	<131	<7.3	<57.7	<76.8	NT	NT
	04/22/2019	NOT LOCATED																		
	08/20/2020	NOT LOCATED																		
	09/15/2021	NOT LOCATED																		
	12/15/2022	NOT LOCATED																		
12430-MW18I	03/12/2018	-	<1.7	<1.6	<1.6	<5.0	<1.7	<2.0	<0.020	<1.8	<3.6	<32.1	<3.4	<1.7	<131	<7.3	<57.7	<76.8	NT	NT
	04/22/2019	NOT LOCATED																		
	08/20/2020	NOT LOCATED																		
	09/15/2021	NOT LOCATED																		
	12/15/2022	NOT LOCATED																		
12430-MW19	04/10/2017	-	<1.7	<1.6	<1.6	<2.7	<1.7	<2.0	<0.020	<1.8	<3.6	<32.1	<3.4	<1.7	<131	<7.3	<57.7	<76.8	<2.5	NT
	03/19/2018	-	<1.7	<1.6	<1.6	<5.0	<1.7	<2.0	<0.019	<1.8	<3.6	<32.1	<3.4	<1.7	<131	<7.3	<57.7	<76.8	NT	NT
	04/23/2019	-	<1.7	<2.0	<1.8	<5.0	<3.1	<2.1	<0.011	<2.1	<8.5	<53.9	<3.0	<3.5	<144	<24.1	<91.0	<65.6	NT	NT
	08/20/2020	-	<1.7	<2.0	<1.8	<5.0	<3.1	<2.1	<0.011	<2.1	<8.5	<53.9	<3.0	<3.5	<144	<24.1	<91.0	<65.6	NT	NT
	09/15/2021	-	<0.40	<0.40	<0.40	<0.40	<0.40	<0.40	<0.0049	<0.40	<0.40	<8.0	<0.42	<0.40	<52	<2.0	<8.0	<8.0	NT	NT
	10/11/2021	-	NT	NT	NT	NT	NT	NT	<0.0079	NT	NT	NT	NT	NT	NT	NT	NT	NT	NT	NT
	12/14/2022	-	<1.7	<2.0	<1.8	<5.0	<3.1	<2.1	<0.0076	<2.1	<8.5	<53.9	<3.0	<3.5	<144	<24.1	<91.0	<65.6	NT	NT
12430-MW19I	04/10/2017	-	<1.7	<1.6	<1.6	<2.7	<1.7	<2.0	<0.020	<1.8	<3.6	<32.1	<3.4	<1.7	<131	<7.3	<57.7	<76.8	<2.5	NT
	03/19/2018	-	<1.7	<1.6	<1.6	<5.0	<1.7	<2.0	<0.019	<1.8	<3.6	<32.1	<3.4	<1.7	<131	<7.3	<57.7	<76.8	NT	NT
	04/23/2019	-	<1.7	<2.0	<1.8	<5.0	3.2 J	<2.1	<0.011	<2.1	<8.5	<53.9	<3.0	<3.5	<144	<24.1	<91.0	<65.6	NT	NT
	08/20/2020	-	<1.7	<2.0	<1.8	<5.0	<3.1	<2.1	<0.011	<2.1	<8.5	<53.9	<3.0	<3.5	<144	<24.1	<91.0	<65.6	NT	NT
	09/15/2021	-	<0.40	<0.40	<0.40	<0.40	***0.65***	<0.40	<0.0049	<0.40	<0.40	<8.0	<0.42	***1.6***	<52	<2.0	<8.0	<8.0	NT	NT
	10/11/2021	-	NT	NT	NT	NT	NT	NT	<0.0080	NT	NT	NT	NT	NT	NT	NT	NT	NT	NT	NT
	12/14/2022	-	<1.7	<2.0	<1.8	<5.0	***3.4 J***	<2.1	<0.0073	<2.1	<8.5	<53.9	<3.0	<3.5	<144	<24.1	<91.0	<65.6	NT	NT
12430-MW20	04/10/2017	-	***341***	***286***	***26.1***	***119***	<4.2	<5.0	<0.020	<4.5	<9.0	<80.2	<8.5	***39.3***	<328	<18.2	<144	***1010***	<2.5	NT
	03/19/2018	-	***1620***	***1100***	***68.0***	***707***	<21.2	<25.0	***0.062***	<22.5	<45.0	<401	<42.5	***73.7***	<1640	<91.2	<721	***3740***	NT	NT
	04/23/2019	-	***1830***	***63.3***	***231***	***395***	<38.8	<26.1	<0.011	<25.8	<106	<674	<38.0	***170***	<1800	<301	<1140	***7910***	NT	NT
			1610	***62.6***	***209***	***372***	<38.8	***26.6 J***	<0.011	<25.8	<106	<674	<38.0	***157***	<1800	<301	<1140	***8490***	NT	NT
	08/20/2020	-	***1140***	***234***	***232***	***153***	***40.8 J***	***22.4 J***	<0.011	<20.6	<84.6	<539	<30.4	***221***	<1440	<241	<910	***10900***	NT	NT
	09/15/2021	-	***520***	***280***	***160***	***110***	***32***	***20***	<0.0049	<8.0	<2.0	<40	2.4	***210***	<260	<10	***530***	***11000***	NT	NT
	Dup A		***350***	***160***	***130***	***68***	***31***	***20***	<0.053	<8.0	<2.0	<40	<2.1	***220***	<260	<10	***480***	***11000***	NT	NT
	10/11/2021	-	NT	NT	NT	NT	NT	NT	<0.0084	NT	NT	NT	NT	NT	NT	NT	NT	NT	NT	NT
	Dup A	-	NT	NT	NT	NT	NT	NT	<0.0079	NT	NT	NT	NT	NT	NT	NT	NT	NT	NT	NT
	12/14/2022	-	***408***	***55.1***	***165***	***40.6***	***34.5***	***14.4 J***	<0.0075	<8.2	<33.8	<216	<12.2	***209***	<576	<96.4	***599***	***11800***	NT	NT

		Free-Product Thickness (feet)	Benzene (µg/L)	Toluene (µg/L)	Ethylbenzene (µg/L)	Xylenes (µg/L)	MTBE (µg/L)	Naphthalene (µg/L)	EDB (µg/L)	1,2 DCA (µg/L)	ETBE (µg/L)	ETBA (µg/L)	TAME (µg/L)	DIPE (µg/L)	Ethanol (µg/L)	TBF (µg/L)	TBA (µg/L)	TAA (µg/L)	Lead (µg/L)	Dissolved Lead (µg/L)
		---	RBSL 5	RBSL 1,000	RBSL 700	RBSL 10,000	RBSL 40	RBSL 25	RBSL 0.05	RBSL 5	RBSL 47	RBSL NE	RBSL 128	RBSL 150	RBSL 10,000	RBSL NE	RBSL 1,400	RBSL 240	RBSL 15	RBSL 15
12430-MW21	04/15/2017	-	***5520***	***1620***	***675***	***5700***	***1240***	***285***	***0.42***	<72.0	<144	<1280	<136	***585***	<5240	<292	<2310	***4390***	<2.5	NT
	03/19/2018	-	***3230***	***487***	***197***	***3660***	***732***	***404***	***0.16***	<36.0	<72.0	<642	<68.0	***329***	<2620	<146	<1150	***4530***	NT	NT
	04/23/2019	-	***3540***	***779***	***230***	***2070***	***560***	***288***	<0.011	<51.5	<212	<1350	<76.0	***264***	<3600	<602	<2280	***5590***	NT	NT
	08/22/2020	-	***3860***	***5310***	***2150***	***9260***	***817***	***690***	<0.011	<103	<423	<2700	<152	***208 J***	<7200	<1200	<4550	***11500***	NT	NT
	09/16/2021	-	***4400***	***9000***	***2400***	***11000***	***1100***	***730***	***2.2***	<40	<40	<800	***82***	***310***	<5200	<200	***1100***	***12000***	NT	NT
	12/15/2022	***0.03***	NS	NS	NS	NS	NS	NS	NS	NS	NS	NS	NS	NS	NS	NS	NS	NS	NS	NS
12430-MW22	04/15/2017	-	<1.7	<1.6	<1.6	<2.7	<1.7	<2.0	<0.020	<1.8	<3.6	<32.1	<3.4	<1.7	<131	<7.3	<57.7	<76.8	<2.5	NT
	03/19/2018	-	<1.7	<1.6	<1.6	<5.0	<1.7	<2.0	<0.019	<1.8	<3.6	<32.1	<3.4	<1.7	<131	<7.3	<57.7	<76.8	NT	NT
	04/23/2019	-	<1.7	<2.0	<1.8	<5.0	<3.1	<2.1	***0.074***	<2.1	<8.5	<53.9	<3.0	<3.5	<144	<24.1	<91.0	<65.6	NT	NT
	08/22/2020	-	***4.6 J***	<2.0	<1.8	<5.0	<3.1	<2.1	<0.011	<2.1	<8.5	<53.9	<3.0	<3.5	<144	<24.1	<91.0	<65.6	NT	NT
	09/16/2021	-	***7.6***	<0.40	<0.40	***0.93***	<0.40	<0.40	<0.0050	<0.40	<0.40	<8.0	<0.42	<0.40	<52	<2.0	<8.0	<8.0	NT	NT
	12/15/2022	-	<1.7	<2.0	<1.8	<5.0	<3.1	<2.1	<0.0076	<2.1	<8.5	<53.9	<3.0	<3.5	<144	<24.1	<91.0	<65.6	NT	NT
12430-MW22I	04/15/2017	-	<1.7	<1.6	<1.6	<2.7	<1.7	<2.0	<0.020	<1.8	<3.6	<32.1	<3.4	<1.7	<131	<7.3	<57.7	<76.8	<2.5	NT
	03/19/2018	-	<1.7	<1.6	<1.6	<5.0	<1.7	<2.0	<0.020	<1.8	<3.6	<32.1	<3.4	<1.7	<131	<7.3	<57.7	<76.8	NT	NT
	04/23/2019	-	***37.6***	<2.0	<1.8	<5.0	<3.1	<2.1	<0.011	<2.1	<8.5	<53.9	<3.0	<3.5	<144	<24.1	<91.0	***79.8 J***	NT	NT
	08/22/2020	-	<1.7	<2.0	<1.8	<5.0	<3.1	<2.1	<0.011	<2.1	<8.5	<53.9	<3.0	<3.5	<144	<24.1	<91.0	<65.6	NT	NT
	09/16/2021	-	<0.40	<0.40	<0.40	<0.40	<0.40	<0.40	<0.0048	<0.40	<0.40	<8.0	<0.42	<0.40	<52	<2.0	<8.0	<8.0	NT	NT
	12/15/2022	-	<1.7	<2.0	<1.8	<5.0	<3.1	<2.1	<0.0075	<2.1	<8.5	<53.9	<3.0	<3.5	<144	<24.1	<91.0	<65.6	NT	NT
12430-MW23	04/10/2017	-	***1400***	<20.0	<20.0	<33.8	***47.4 J***	***72.4***	<0.020	<22.5	<45.0	<401	<42.5	***44.7 J***	<1640	<91.2	<721	***1030 J***	<2.5	NT
	03/19/2018	-	***381***	<6.4	<6.4	<20.0	***45.6***	***9.6 J***	<0.020	***8.8 J***	<14.4	<128	<13.6	***26.0***	<524	<29.2	<231	***909***	NT	NT
	04/23/2019	-	***2.8 J***	<2.0	<1.8	<5.0	***5.7***	<2.1	***0.12***	***3.0 J***	<8.5	<53.9	<3.0	***4.5 J***	<144	<24.1	<91.0	***72.8 J***	NT	NT
	08/20/2020	-	<1.7	<2.0	<1.8	<5.0	<3.1	<2.1	<0.012	<2.1	<8.5	<53.9	<3.0	<3.5	<144	<24.1	<91.0	<65.6	NT	NT
	09/15/2021	-	<0.40	<0.40	<0.40	<0.40	<0.40	<0.40	<0.0050	<0.40	<0.40	<8.0	<0.42	<0.40	<52	<2.0	<8.0	<8.0	NT	NT
	10/11/2021	-	NT	NT	NT	NT	NT	NT	<0.0081	NT	NT	NT	NT	NT	NT	NT	NT	NT	NT	NT
	12/14/2022		<1.7	<2.0	<1.8	<5.0	***9.4***	<2.1	<0.0077	<2.1	<8.5	<53.9	<3.0	***9.6***	<144	<24.1	<91.0	***302***	NT	NT
12430-MW23I	10/03/2017	-	***115***	***4.9 J***	***3.1 J***	<5.0	***9.3***	***3.3 J***	<0.019	<1.8	<3.6	<32.1	<3.4	***16.3***	<131	<7.3	<57.7	***202***	<2.5	NT
			105	***4.5 J***	***2.9 J***	<5.0	***8.4***	***3.3 J***	<0.020	<1.8	<3.6	<32.1	<3.4	***14.8***	<131	<7.3	<57.7	***199***	<2.5	NT
	03/19/2018	-	***4840***	***67.5 J***	***68.5 J***	<125	***291***	***125***	***0.023***	<45.0	<90.0	<802	<85.0	***395***	<3280	<182	<1440	***10400***	NT	NT
	04/23/2019	-	***2260***	<40.2	<36.8	<100	***163***	***66.7 J***	***0.082***	<41.2	<169	<1080	<60.8	***224***	<2880	<482	<1820	***5760***	NT	NT
	08/20/2020	-	***2670***	***52.9 J***	<46.0	<125	***273***	<52.2	<0.011	<51.5	<212	<1350	<76.0	***372***	<3600	<602	<2280	***9640***	NT	NT
	09/15/2021	-	***5400***	***55***	***200***	<40	***390***	***200***	<0.048	***60***	***1.4***	<8.0	***15***	***610***	<52	<2.0	***940***	***19000***	NT	NT
	12/14/2022	-	***2180***	<40.2	***276***	<100	***516***	***347***	<0.0076	<41.2	<169	<1080	<60.8	***687***	<2880	<482	<1820	***29300***	NT	NT
12430-MW24	04/10/2017	***4.48***	NS	NS	NS	NS	NS	NS	NS	NS	NS	NS	NS	NS	NS	NS	NS	NS	NS	NS
	03/12/2018	***4.26***	NS	NS	NS	NS	NS	NS	NS	NS	NS	NS	NS	NS	NS	NS	NS	NS	NS	NS
	05/14/2018	***4.11***	AFVR Event Peformed - 05/14/2018 through 05/18/2018																	
	05/18/2018	***1.72***	AFVR Event Peformed - 05/18/2018 through 05/22/2018																	
	04/22/2019	***1.72***	NS	NS	NS	NS	NS	NS	NS	NS	NS	NS	NS	NS	NS	NS	NS	NS	NS	NS
	01/13/2020	***0.81***	AFVR Event Peformed - 01/13/2020 through 01/17/2020																	
	08/22/2020	***SHEEN***	***26300***	***50700***	***3910***	***20000***	***20600***	<836	***3.4***	<824	<3380	<21600	<1220	***2160***	***94300***	<9640	<36400	***46000***	NT	NT
	09/16/2021	--	***24000***	***48000***	***3800***	***21000***	***11000***	***980***	***4.7***	<200	<200	<4000	***940***	***2400***	<26000	<1000	<4000	***39000***	NT	NT
	10/11/2021	-	NT	NT	NT	NT	NT	NT	***2.0***	NT	NT	NT	NT	NT	NT	NT	NT	NT	NT	NT
	12/15/2022	***1.12***	NS	NS	NS	NS	NS	NS	NS	NS	NS	NS	NS	NS	NS	NS	NS	NS	NS	NS

		Free-Product Thickness (feet)	Benzene (µg/L)	Toluene (µg/L)	Ethylbenzene (µg/L)	Xylenes (µg/L)	MTBE (µg/L)	Naphthalene (µg/L)	EDB (µg/L)	1,2 DCA (µg/L)	ETBE (µg/L)	ETBA (µg/L)	TAME (µg/L)	DIPE (µg/L)	Ethanol (µg/L)	TBF (µg/L)	TBA (µg/L)	TAA (µg/L)	Lead (µg/L)	Dissolved Lead (µg/L)
		---	RBSL 5	RBSL 1,000	RBSL 700	RBSL 10,000	RBSL 40	RBSL 25	RBSL 0.05	RBSL 5	RBSL 47	RBSL NE	RBSL 128	RBSL 150	RBSL 10,000	RBSL NE	RBSL 1,400	RBSL 240	RBSL 15	RBSL 15
12430-MW25	04/15/2017	-	***11.6***	***2.0 J***	<1.6	<2.7	***3.7 J***	<2.0	<0.020	<1.8	<3.6	<32.1	<3.4	<1.7	<131	<7.3	<57.7	<76.8	<2.5	NT
			11.4	***2.5 J***	<1.6	<2.7	***3.5 J***	<2.0	<0.020	<1.8	<3.6	<32.1	<3.4	<1.7	<131	<7.3	<57.7	<76.8	<2.5	NT
	03/19/2018	-	***166***	***42.4***	<3.2	***56.6***	***11.8***	<4.0	<0.020	<3.6	<7.2	<64.2	<6.8	***4.2 J***	<262	<14.6	<115	***390***	NT	NT
	04/23/2019	-	***215***	<4.0	<3.7	***52.3***	***21.5***	<4.2	<0.011	<4.1	<16.9	<108	<6.1	<7.0	<288	<48.2	<182	***181 J***	NT	NT
	08/22/2020	-	***703***	***163***	***38.4***	***327***	***79.1***	<10.4	<0.011	<10.3	<42.3	<270	<15.2	<17.4	<720	<120	<455	***608***	NT	NT
	09/16/2021	-	***990***	***470***	***45***	***320***	***130***	***8.8***	<0.25	<4.0	<4.0	<80	<4.2	***22***	<520	<20	***110***	***800***	NT	NT
	12/15/2022	-	***672***	<10.0	<9.2	***32.7***	***948***	<10.4	<0.0075	<10.3	<42.3	<270	<15.2	<17.4	<720	<120	<455	***1070***	NT	NT
12430-MW26	04/15/2017	-	<1.7	<1.6	<1.6	<2.7	<1.7	<2.0	<0.020	<1.8	<3.6	<32.1	<3.4	<1.7	<131	<7.3	<57.7	<76.8	<2.5	NT
	03/19/2018	-	***15.2***	<1.6	<1.6	***14.0***	<1.7	<2.0	***0.056***	<1.8	<3.6	<32.1	<3.4	***2.7 J***	<131	<7.3	<57.7	<76.8	NT	NT
	04/23/2019	-	***39.0***	<2.0	<1.8	***33.9***	<3.1	<2.1	***0.045***	<2.1	<8.5	<53.9	<3.0	***4.7 J***	<144	<24.1	<91.0	<65.6	NT	NT
	08/20/2020	-	***15.4***	<2.0	<1.8	<5.0	<3.1	<2.1	<0.012	<2.1	<8.5	<53.9	<3.0	<3.5	<144	<24.1	<91.0	<65.6	NT	NT
	09/16/2021	-	***0.85***	<0.40	<0.40	<0.40	<0.40	<0.40	<0.0048	<0.40	<0.40	<8.0	<0.42	<0.40	<52	<2.0	<8.0	<8.0	NT	NT
	12/15/2022	-	<1.7	<2.0	<1.8	<5.0	<3.1	<2.1	<0.0078	<2.1	<8.5	<53.9	<3.0	<3.5	<144	<24.1	<91.0	<65.6	NT	NT
12430-MW26I	04/15/2017	-	***2.6 J***	***2.8 J***	<1.6	<2.7	<1.7	<2.0	<0.020	<1.8	<3.6	<32.1	<3.4	<1.7	<131	<7.3	<57.7	<76.8	<2.5	NT
	03/19/2018	-	<1.7	<1.6	<1.6	<5.0	<1.7	<2.0	<0.020	<1.8	<3.6	<32.1	<3.4	<1.7	<131	<7.3	<57.7	<76.8	NT	NT
	04/23/2019	-	***1.8 J***	***7.1***	<1.8	<5.0	<3.1	<2.1	<0.011	<2.1	<8.5	<53.9	<3.0	<3.5	<144	<24.1	<91.0	<65.6	NT	NT
	08/20/2020	-	<1.7	<2.0	<1.8	<5.0	<3.1	<2.1	<0.0049	<2.1	<8.5	<53.9	<3.0	<3.5	<144	<24.1	<91.0	<65.6	NT	NT
	09/15/2021	-	<0.40	<0.40	<0.40	<0.40	<0.40	<0.40	<0.0049	<0.40	<0.40	<8.0	<0.42	<0.40	<52	<2.0	<8.0	<8.0	NT	NT
	12/15/2022	-	<1.7	<2.0	<1.8	<5.0	<3.1	<2.1	<0.0076	<2.1	<8.5	<53.9	<3.0	<3.5	<144	<24.1	<91.0	<65.6	NT	NT
12430-MW27	10/03/2017	-	<1.7	<1.6	<1.6	<2.7	<1.7	<2.0	<0.020	<1.8	<3.6	<32.1	<3.4	<1.7	<131	<7.3	<57.7	<76.8	<2.5	NT
	03/12/2018	-	<1.7	<1.6	<1.6	<5.0	<1.7	<2.0	<0.020	<1.8	<3.6	<32.1	<3.4	<1.7	<131	<7.3	<57.7	<76.8	NT	NT
	04/23/2019	-	<1.7	<2.0	<1.8	<5.0	<3.1	<2.1	<0.011	<2.1	<8.5	<53.9	<3.0	<3.5	<144	<24.1	<91.0	<65.6	NT	NT
	08/20/2020	-	<1.7	<2.0	<1.8	<5.0	<3.1	<2.1	<0.011	<2.1	<8.5	<53.9	<3.0	<3.5	<144	<24.1	<91.0	<65.6	NT	NT
	09/15/2021	-	<0.40	<0.40	<0.40	<0.40	<0.40	<0.40	<0.0050	<0.40	<0.40	<8.0	<0.42	<0.40	<52	<2.0	<8.0	<8.0	NT	NT
	10/11/2021	-	NT	NT	NT	NT	NT	NT	<0.0080	NT	NT	NT	NT	NT	NT	NT	NT	NT	NT	NT
	12/14/2022	-	<1.7	<2.0	<1.8	<5.0	<3.1	<2.1	<0.0076	<2.1	<8.5	<53.9	<3.0	<3.5	<144	<24.1	<91.0	<65.6	NT	NT
12430-MW27I	03/12/2018	-	<1.7	<1.6	<1.6	<5.0	<1.7	<2.0	<0.019	<1.8	<3.6	<32.1	<3.4	<1.7	<131	<7.3	<57.7	<76.8	NT	NT
	04/23/2019	-	<1.7	<2.0	<1.8	<5.0	<3.1	<2.1	<0.011	<2.1	<8.5	<53.9	<3.0	<3.5	<144	<24.1	<91.0	<65.6	NT	NT
	08/20/2020	-	<1.7	<2.0	<1.8	<5.0	<3.1	<2.1	<0.011	<2.1	<8.5	<53.9	<3.0	<3.5	<144	<24.1	<91.0	<65.6	NT	NT
	09/15/2021	NOT LOCATED																		
	12/14/2022	-	<1.7	<2.0	<1.8	<5.0	<3.1	<2.1	<0.0074	<2.1	<8.5	<53.9	<3.0	<3.5	<144	<24.1	<91.0	<65.6	NT	NT
12430-MW28	10/03/2017	-	<1.7	<1.6	<1.6	<2.7	<1.7	<2.0	<0.020	<1.8	<3.6	<32.1	<3.4	<1.7	<131	<7.3	<57.7	<76.8	<2.5	NT
	03/19/2018	-	<1.7	<1.6	<1.6	<5.0	<1.7	<2.0	<0.019	<1.8	<3.6	<32.1	<3.4	<1.7	<131	<7.3	<57.7	<76.8	NT	NT
	04/22/2019	-	<1.7	<2.0	<1.8	<5.0	<3.1	<2.1	<0.011	<2.1	<8.5	<53.9	<3.0	<3.5	<144	<24.1	<91.0	<65.6	NT	NT
	08/20/2020	-	<1.7	<2.0	<1.8	<5.0	<3.1	<2.1	<0.011	<2.1	<8.5	<53.9	<3.0	<3.5	<144	<24.1	<91.0	<65.6	NT	NT
	09/15/2021	-	<0.40	<0.40	<0.40	<0.40	<0.40	<0.40	<0.0050	<0.40	<0.40	<8.0	<0.42	<0.40	<52	<2.0	<8.0	<8.0	NT	NT
	10/11/2021	-	NT	NT	NT	NT	NT	NT	<0.0080	NT	NT	NT	NT	NT	NT	NT	NT	NT	NT	NT
	12/15/2022	-	<1.7	<2.0	<1.8	<5.0	<3.1	<2.1	<0.0073	<2.1	<8.5	<53.9	<3.0	<3.5	<144	<24.1	<91.0	<65.6	NT	NT
12430-MW0X	04/10/2017	***>1.47***	NS	NS	NS	NS	NS	NS	NS	NS	NS	NS	NS	NS	NS	NS	NS	NS	NS	NS
	03/12/2018	***Sheen***	NS	NS	NS	NS	NS	NS	NS	NS	NS	NS	NS	NS	NS	NS	NS	NS	NS	NS
	05/14/2018	-	AFVR Event Peformed - 05/14/2018 through 05/18/2018																	
	04/23/2019	-	***1780***	***4760***	***364***	***2550***	***1480***	<83.6	***1.5***	<82.4	<338	<2160	<122	<140	<5760	<964	<3640	***6000***	NT	NT
	08/22/2020	-	***2880***	***7500***	***571***	***4130***	***2580***	***134 J***	<0.011	<103	<423	<2700	<152	<174	<7200	<1200	<4550	***4910 J***	NT	NT
			3220	***7440***	***550***	***4030***	***3270***	***109 J***	<0.012	<103	<423	<2700	<152	***223 J***	<7200	<1200	<4550	***5100***	NT	NT
	09/16/2021	-	***5400***	***7800***	***1000***	***6600***	***4100***	***200***	***0.057***	<40	<40	<800	***100***	***290***	<5200	<200	<800	***5700***	NT	NT
	12/15/2022	-	***3250***	***549***	***477***	***3530***	***1830***	***76.4 J***	<0.0075	<51.5	<212	<1350	<76.0	***136***	<3600	<602	<2280	***4050***	NT	NT
			3220	***506***	***443***	***3380***	***1600***	***64.2 J***	<0.0076	<51.5	<212	<1350	<76.0	***119 J***	<3600	<602	<2280	***3500***	NT	NT

		Free-Product Thickness (feet)	Benzene (µg/L)	Toluene (µg/L)	Ethylbenzene (µg/L)	Xylenes (µg/L)	MTBE (µg/L)	Naphthalene (µg/L)	EDB (µg/L)	1,2 DCA (µg/L)	ETBE (µg/L)	ETBA (µg/L)	TAME (µg/L)	DIPE (µg/L)	Ethanol (µg/L)	TBF (µg/L)	TBA (µg/L)	TAA (µg/L)	Lead (µg/L)	Dissolved Lead (µg/L)
		---	RBSL 5	RBSL 1,000	RBSL 700	RBSL 10,000	RBSL 40	RBSL 25	RBSL 0.05	RBSL 5	RBSL 47	RBSL NE	RBSL 128	RBSL 150	RBSL 10,000	RBSL NE	RBSL 1,400	RBSL 240	RBSL 15	RBSL 15
12430-MW0XR	04/11/2017	-	***3580***	***9410***	***621***	***3390***	***516***	<200	<0.020	<180	<360	<3210	<340	<170	<13100	<730	<5770	<7680	***18.2***	NS
	03/19/2018	-	<1.7	<1.6	<1.6	<5.0	***30.8***	<2.0	<0.020	<1.8	<3.6	<32.1	<3.4	***2.1 J***	<131	<7.3	<57.7	<76.8	NT	<2.5
	04/23/2019	-	<1.7	<2.0	<1.8	<5.0	***4.9 J***	<2.1	***0.21***	<2.1	<8.5	<53.9	<3.0	<3.5	<144	<24.1	<91.0	<65.6	NT	NT
	08/22/2020	-	***45.6***	***5.7***	<1.8	***50.8***	***28.9***	<2.1	<0.011	<2.1	<8.5	<53.9	<3.0	<3.5	<144	<24.1	<91.0	***290***	NT	NT
	09/16/2021	-	***12***	<0.40	<0.40	***3.5***	***32***	<0.40	<0.0050	<0.40	<0.40	<8.0	***0.67***	***2.8***	<52	<2.0	***20***	***130***	NT	NT
	12/15/2022	-	***249***	<4.0	<3.7	***93.1***	***29.1***	<4.2	<0.0074	<4.1	<16.9	<108	<6.1	<7.0	<288	<48.2	<182	***653***	NT	NT
12430-RW01	04/10/2017	***2.64***	NS	NS	NS	NS	NS	NS	NS	NS	NS	NS	NS	NS	NS	NS	NS	NS	NS	NS
	03/12/2018	***5.22***	NS	NS	NS	NS	NS	NS	NS	NS	NS	NS	NS	NS	NS	NS	NS	NS	NS	NS
	05/14/2018	***4.59***	AFVR Event Peformed - 05/14/2018 through 05/18/2018																	
	04/22/2019	***2.35***	NS	NS	NS	NS	NS	NS	NS	NS	NS	NS	NS	NS	NS	NS	NS	NS	NS	NS
	01/13/2020	***2.19***	AFVR Event Peformed - 01/13/2020 through 01/17/2020																	
	08/22/2020	***SHEEN***	***21500***	***35600***	***2320 J***	<5000	***105000***	<2090	***2.9***	<2060	<8460	<53900	<3040	<3490	<144000	<24100	<91000	<65600	NT	NT
	09/16/2021	***SHEEN***	***29000***	***46000***	***2700***	***15000***	***60000***	***670***	***4.1***	<200	<200	<4000	***1100***	***2800***	<26000	<1000	***17000***	***83000***	NT	NT
	12/15/2022	***0.06***	NS	NS	NS	NS	NS	NS	NS	NS	NS	NS	NS	NS	NS	NS	NS	NS	NS	NS
12430-RW02	04/10/2017	***4.05***	NS	NS	NS	NS	NS	NS	NS	NS	NS	NS	NS	NS	NS	NS	NS	NS	NS	NS
	03/12/2018	***3.31***	NS	NS	NS	NS	NS	NS	NS	NS	NS	NS	NS	NS	NS	NS	NS	NS	NS	NS
	05/18/2018	***3.80***	AFVR Event Peformed - 05/18/2018 through 05/22/2018																	
	04/23/2019	-	***1470***	***7790***	***889***	***10500***	<155	***1070***	***0.059***	<103	<423	<2700	<152	<174	<7200	<1200	<4550	<3280	NT	NT
			1230	***6530***	***518***	***7320***	<310	***535***	***0.048***	<206	<846	<5390	<304	<349	<14400	<2410	<9100	<6560	NT	NT
	08/20/2020	***0.15***	NS	NS	NS	NS	NS	NS	NS	NS	NS	NS	NS	NS	NS	NS	NS	NS	NS	NS
	09/16/2021	--	***16000***	***33000***	***2200***	***13000***	<200	***600***	***0.46***	<200	<200	<4000	<210	***470***	<26000	<1000	<4000	***9700***	NT	NT
	12/15/2022	***0.65***	NS	NS	NS	NS	NS	NS	NS	NS	NS	NS	NS	NS	NS	NS	NS	NS	NS	NS
12430-RW03	04/15/2017	-	***7020***	***12200***	***1890***	***9200***	***298 J***	***275 J***	<0.020	<180	<360	<3210	<340	***251 J***	<13100	<730	<5770	<7680	<2.5	NT
			6750	***11700***	***1890***	***9100***	***304 J***	***269 J***	<0.020	<180	<360	<3210	<340	***257 J***	<13100	<730	<5770	<7680	<2.5	NT
	03/19/2018	-	***5770***	***15400***	***2040***	***12100***	***205 J***	***261 J***	NT	<180	<360	<3210	<340	<170	<13100	<730	<5770	<7680	NT	NT
	04/23/2019	-	***108***	***139***	***42.2***	***485***	***23.7***	***13.2***	<0.011	<4.1	<16.9	<108	<6.1	***14.3***	<288	<48.2	<182	***713***	NT	NT
	08/22/2020	-	***84.7***	***35.3***	***38.4***	***188***	***6.5***	***3.0 J***	<0.011	<2.1	<8.5	<53.9	<3.0	***4.1 J***	<144	<24.1	<91.0	***259***	NT	NT
	09/16/2021	-	***960***	***340***	***280***	***2400***	***33***	***76***	***0.037***	<8.0	<8.0	<160	<8.4	***31***	<1000	<40	***180***	***3300***	NT	NT
	12/15/2022	***1.07***	NS	NS	NS	NS	NS	NS	NS	NS	NS	NS	NS	NS	NS	NS	NS	NS	NS	NS
EQUIPMENT BLANK 1	12/14/2022	-	<1.7	<2.0	<1.8	<5.0	<3.1	<2.1	<0.0075	<2.1	<8.5	<53.9	<3.0	<3.5	<144	<24.1	<91.0	<65.6	NT	NT
EQUIPMENT BLANK 2	12/15/2022	-	<1.7	<2.0	<1.8	<5.0	<3.1	<2.1	<0.0074	<2.1	<8.5	<53.9	<3.0	<3.5	<144	<24.1	<91.0	<65.6	NT	NT
FIELD BLANK 1	12/14/2022	-	<1.7	<2.0	<1.8	<5.0	<3.1	<2.1	<0.0075	<2.1	<8.5	<53.9	<3.0	<3.5	<144	<24.1	<91.0	<65.6	NT	NT
FIELD BLANK 2	12/15/2022	-	<1.7	<2.0	<1.8	<5.0	<3.1	<2.1	<0.0074	<2.1	<8.5	<53.9	<3.0	<3.5	<144	<24.1	<91.0	<65.6	NT	NT
FIELD BLANK 3	12/16/2022	-	<1.7	<2.0	<1.8	<5.0	<3.1	<2.1	<0.0074	<2.1	<8.5	<53.9	<3.0	<3.5	<144	<24.1	<91.0	<65.6	NT	NT
TRIP BLANK 1	-	-	<1.7	<2.0	<1.8	<5.0	<3.1	<2.1	NT	<2.1	<8.5	<53.9	<3.0	<3.5	<144	<24.1	<91.0	<65.6	NT	NT
TRIP BLANK 2	-	-	<1.7	<2.0	<1.8	<5.0	<3.1	<2.1	NT	<2.1	<8.5	<53.9	<3.0	<3.5	<144	<24.1	<91.0	<65.6	NT	NT
TRIP BLANK 3	-	-	<1.7	<2.0	<1.8	<5.0	<3.1	<2.1	NT	<2.1	<8.5	<53.9	<3.0	<3.5	<144	<24.1	<91.0	<65.6	NT	NT

NOTES:
RBSL - Risk Based Screening Level
Bold values indicate concentrations detected above the laboratory method detection limit.
Shaded values indicate concentrations exceeding RBSLs.
NE - Not Established
NT - Not Tested

FIGURES



Reference: USGS 7.5-Minute series Greenville Quadrangle – 2011; Contour Interval = 10 feet

500 250 0 500

APPROXIMATE SCALE IN FEET

● SITE

Ⓦ Private Water Supply Well

N

Title	Site Location Map
Project	Westside Quick Stop (UST Permit #12430) 821 W. Parker Road Greenville, South Carolina Greenville County
Date	11/26/21
Job No.	J21-977b

petra-tech ENVIRONMENTAL, LLC ENGINEERS & CONSULTANTS

Figure No. 1

REFERENCE: Site Survey by Souther Land Surveying dated 4 May 2017; Revised 2 October 2017; Revised 12 May 2018

30 15 0 60 120

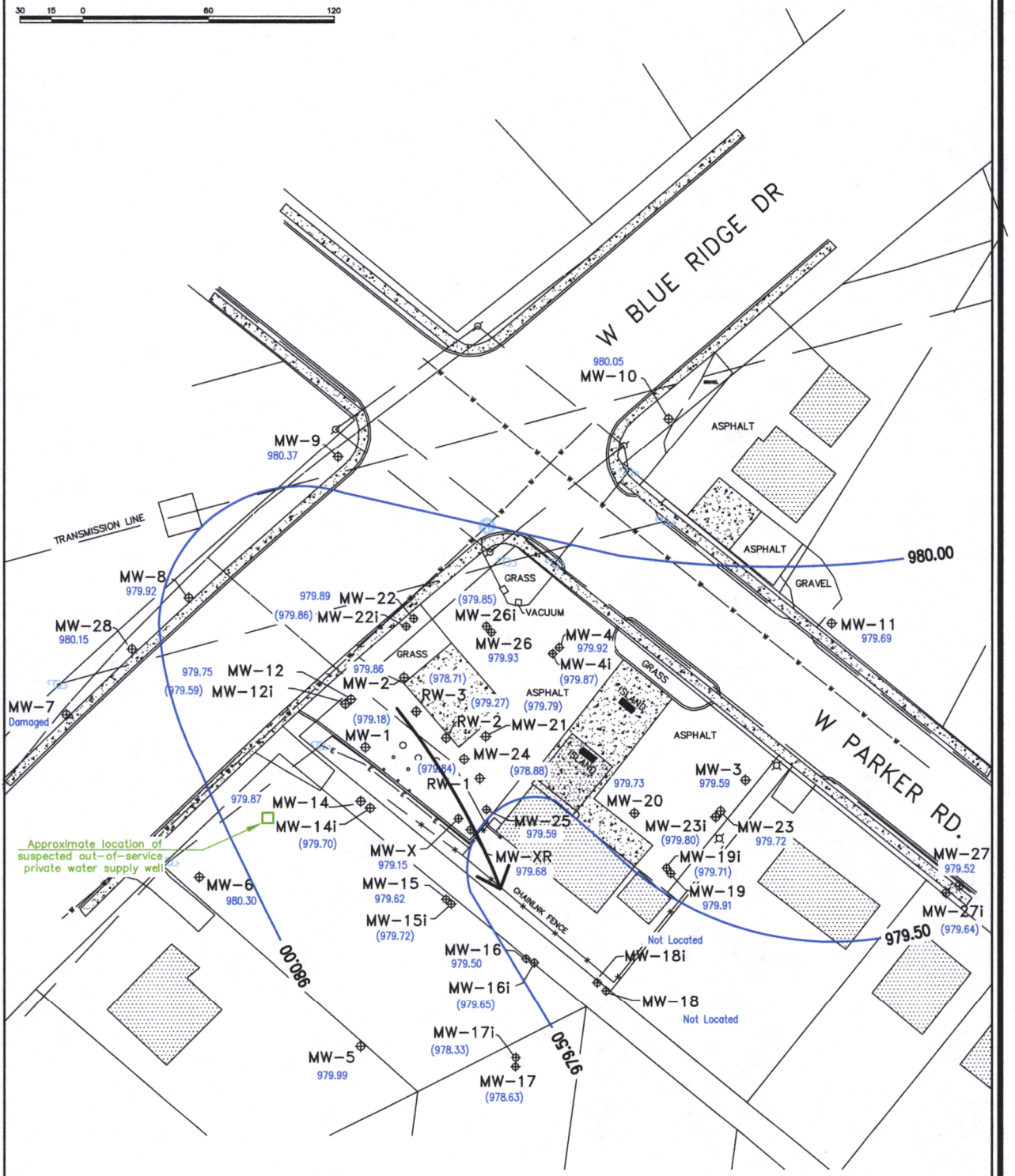

Groundwater Monitoring Well

Groundwater Potentiometric Contour
Contour Interval = 0.5-feet

541.28 Groundwater Elevation (December 14, 2022)

(541.28) Groundwater Elevation Not Used For Contouring Purposes

Approximate Groundwater Flow Direction

Title	Groundwater Potentiometric Map – Shallow Interval
Project	Westside Quick Stop (UST Permit #12430) 821 West Parker Road Greenville, South Carolina Greenville County
Date	01/05/22
Job No.	J22-898d

petra-tech ENVIRONMENTAL, LLC ENGINEERS & CONSULTANTS

Figure No. 2

REFERENCE: Site Survey by Souther Land Surveying dated 4 May 2017; Revised 2 October 2017; Revised 12 May 2018

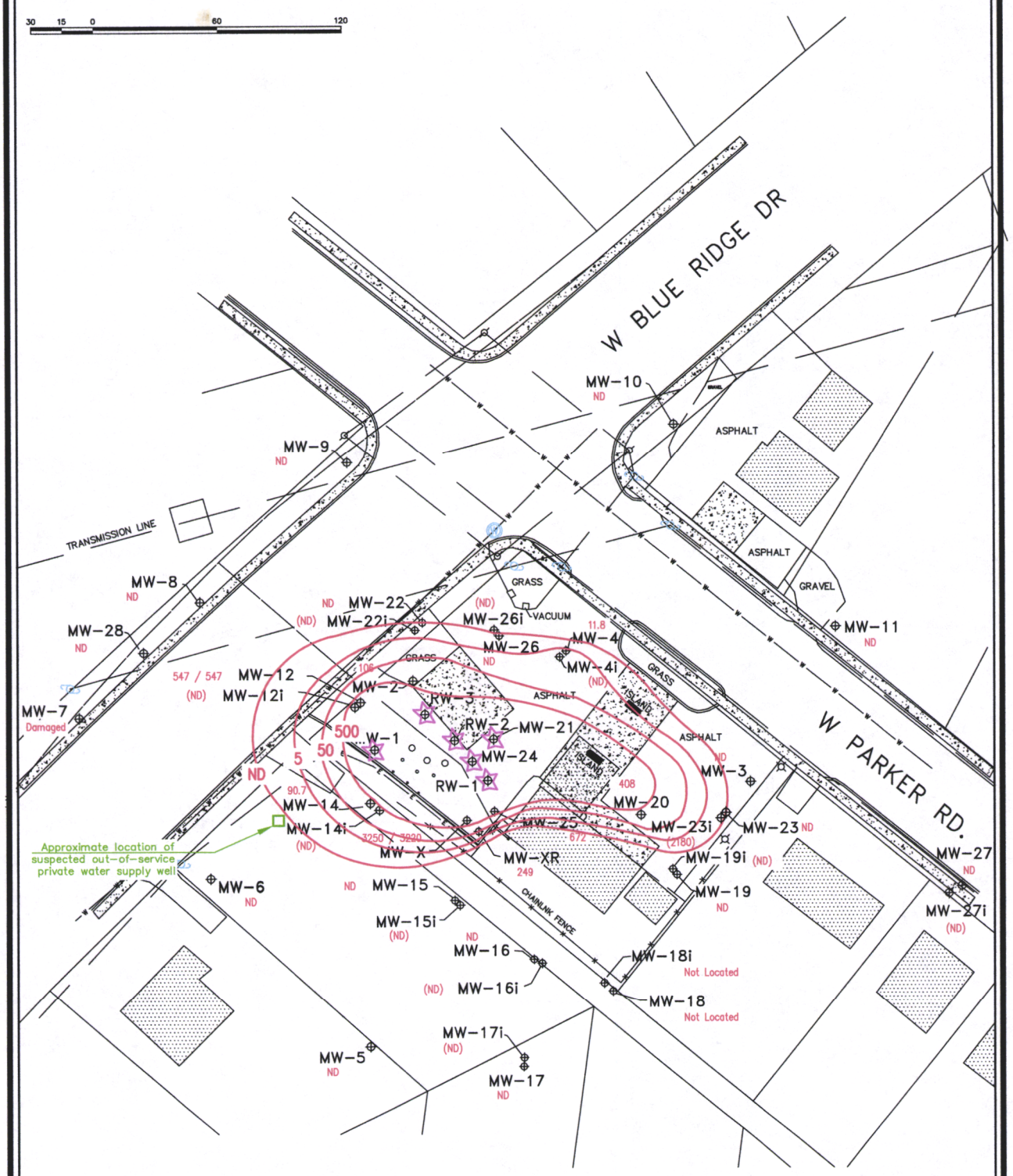

Groundwater Monitoring Well

Free-Phase Petroleum Product Present

2.5J Benzene Concentration in Micrograms Per Liter

(2.5J) Benzene Concentration In Micrograms Per Liter Not Used For Contouring Purposes

Benzene Isoconcentration Line

Title	Benzene Isoconcentration Map – December 2022
Project	Westside Quick Stop (UST Permit #12430) 821 West Parker Road Greenville, South Carolina Greenville County
Date	01/05/22
Job No.	J22-898c

petra-tech ENVIRONMENTAL, LLC ENGINEERS & CONSULTANTS

Figure No. 3

dhec
Healthy People. Healthy Communities.



WESTSIDE QUIK SHOP INC
821 W PARKER RD
GREENVILLE SC 29611

APR 07 2023

SHREE GAJVAKRA LLC
205 FAIRWAY DR
LAURENS SC 29360

Re: **Aggressive Fluid Vapor Recovery and Groundwater Sampling Notice to Proceed**
Westside Quick Stop, 821 W. Parker Rd., Greenville, SC
UST Permit #12430; Release 1 CA #66965; Release 2 CA #66966
Release #1 reported June 7, 2012
Release #2 reported October 23, 2012
Site Specific Work Plan received March 1, 2023
Greenville County

To Whom it May Concern:

The Underground Storage Tank Management Division (UST Division) of the South Carolina Department of Health and Environmental Control (DHEC) has reviewed and approved the referenced Site Specific Work Plan (SSWP) submitted by your contractor.

Pursuant to S.C. Code Ann. Section 44-2-40(D), "The SUPERB Account and the SUPERB Financial Responsibility Fund shall provide combined coverage for site rehabilitation and third party claims, respectively, not to exceed one million dollars per occurrence". According to UST Division records, approximately $151,740.18 has been expended from the SUPERB Account for release #1, and $174,476.98 for release #2 to date. This scope of work, as recommended by your contractor, is anticipated to cost approximately $58,004.65 per each release.

In accordance with Sections 280.64 and 280.65 of the South Carolina Underground Storage Tank Control Regulations R.61-92, The Aggressive Fluid Vapor Recovery (AFVR) and groundwater sampling events should begin immediately upon receipt of this letter. The Cost Agreement number shown above has been approved for the amount shown on the enclosed cost agreement form. All work must be conducted in compliance with the current revision of the UST Quality Assurance Program Plan (QAPP), your contractor's Annual Contractor Quality Assurance Plan and submitted SSWP, and all applicable regulations. The QAPP is available at scdhec.gov/Environment/Land-Waste/Underground-Storage-Tanks/Release-Assessment-Clean/Quality-Assurance.

Please note the following changes to the cost agreement and SSWP:

- All anticipated costs have been split evenly between both releases.

Any variance from the procedures will be approved on a site specific basis and should be submitted to the UST Division in writing.

The contractor must provide notification to the UST Project Manager via email 4 days prior to initiation of any site rehabilitation activities. If there are any changes to the schedule, the UST Project Manager must be contacted within 24 hours of those changes.

Your contractor can submit an invoice for direct payment from the State Underground Petroleum Environmental Response Bank (SUPERB) Account for pre-approved costs. **The AFVR Report, contractor checklist (QAPP Appendix K), and invoice should be submitted to the UST Division within one hundred-twenty (120) days of the date of this correspondence.** If the invoice is not submitted within 120 days from the date of this letter, monies allocated to pay this invoice will be uncommitted. This means that the invoice will not be processed for payment until all other committed funds are paid or monies become available.

In accordance with Section IV.A.4.c of the SUPERB Site Rehabilitation & Fund Access Regulation (R.61-98), the contractor shall be required to indemnify the property owner, underground storage tank owner/operator and the State of South Carolina from and against all claims, damages, losses and expenses arising out of or resulting from activity conducted by the contractor, its agents, employees or subcontractors.

Please note that sections 44-2-110(4) and 44-2-130 of the SUPERB Statute state that the SUPERB Account cannot compensate any costs that are not pre-approved. If for any reason additional tasks will be completed, these additional tasks, and the associated cost, must be pre-approved by the UST Division for the cost to be paid. The UST Division reserves the authority to pay only for work properly performed and/or technically justified and will only pay rates in accordance with established criteria. Further, the UST Division reserves the right to question and/or reject costs if deemed unreasonable and the right to audit project records at any time during the project or after completion of work.

Please note that applicable South Carolina certification requirements regarding laboratory services, well installation, and report preparation must be satisfied. Any site rehabilitation activity associated with the UST release must be performed by a DHEC-certified site rehabilitation contractor as required by the SUPERB Site Rehabilitation and Fund Access Regulation, R.61-98.

The UST Division grants pre-approval for transportation of virgin petroleum impacted soil and groundwater from the referenced site to a permitted treatment facility. There can be no spillage or leakage in transport. All investigation-derived waste (IDW) must be properly contained and labeled prior to disposal. IDW should not be stored on-site longer than ninety (90) days. A copy of the disposal manifest and/or acceptance letter from the receiving facility that clearly designates the quantity received must be included as an appendix to the report. If the Chemical of Concern (CoC) concentrations based on laboratory analysis is below Risk-Based Screening Levels (RBSLs), please contact the project manager for approval to dispose of soil and/or groundwater on-site. The SUPERB Account will not reimburse for transportation or treatment of soil and/or groundwater with concentrations below RBSLs.

On all correspondence concerning this site, please reference the UST Permit number above. Should you have any questions, please contact me by phone at (803) 898-2889, by fax at (803) 898-0673, or by email at thomasma@dhec.sc.gov.

Sincerely,

Morgan Thomas

Morgan Thomas, Hydrogeologist
Corrective Action & Quality Assurance Section
Underground Storage Tank Management Division
Bureau of Land and Waste Management

enc: Approved Cost Agreement

cc: Environmental Laboratories Inc., PO Box 1729, Travelers Rest, SC 29690 (w/ enc)
Technical file (w/ enc)

Approved Cost Agreement 66965

Facility: 12430 WESTSIDE QUICK STOP
THOMASMA
PO Number:

Task / Description	Categories	Item	Description	Qty / Pct	Unit Price	Amount
A PLAN PREPARATION						
		1.1	SITE SPECIFIC WORK PLAN	0.5000	$169.650	84.83
D MOB/DEMOB						
		2.1	PERSONNEL	2.0000	$478.420	956.84
J SAMPLE COLLECTION						
		1.1	GROUND WATER PURGE	6.0000	$67.860	407.16
		4.2A	NO-PURGE GW SAMPLE/SURFACE	16.0000	$31.670	506.72
		8.1	FIELD DUPL. (MWS & WSWS) & FB	3.0000	$27.830	83.49
K ANALYSES						
	GW GROUNDWATER	1.1	BTEXNM+OXYGS+1,2 DCA+ETH-8260D	26.5000	$137.980	3,656.47
		7.1	EDB BY EPA 8011	25.0000	$51.120	1,278.00
Q DISPOSAL						
		1.1	WASTEWATER	82.5000	$0.640	52.80
S REPORT PROJECT MANAGEMENT						
		S	REPORT PREP & PROJ. MANAGEMENT	0.1200	$51,789.870	6,214.78
W AFVR						
		14.1	AFVR SITE RECONNAISSANCE	0.5000	$280.000	140.00
		16.1	AFVR EFFLUENT DISPOSAL	30,000.0000	$0.490	14,700.00
		17.1	AFVR MOB - DEMOB	2.0000	$720.000	1,440.00
		4	96 HOUR EVENT	2.0000	$13,409.520	26,819.04
		8	OFF GAS TREATMENT 96 HOUR	2.0000	$832.260	1,664.52
					Total Amount	58,004.65

Approved Cost Agreement 66966

Facility: 12430 WESTSIDE QUICK STOP
THOMASMA
PO Number:

Task / Description	Categories	Item	Description	Qty / Pct	Unit Price	Amount
A PLAN PREPARATION						
		1.1	SITE SPECIFIC WORK PLAN	0.5000	$169.650	84.83
D MOB/DEMOB						
		2.1	PERSONNEL	2.0000	$478.420	956.84
J SAMPLE COLLECTION						
		1.1	GROUND WATER PURGE	6.0000	$67.860	407.16
		4.2A	NO-PURGE GW SAMPLE/SURFACE	16.0000	$31.670	506.72
		8.1	FIELD DUPL. (MWS & WSWS) & FB	3.0000	$27.830	83.49
K ANALYSES						
	GW GROUNDWATER	1.1	BTEXNM+OXYGS+1,2 DCA+ETH-8260D	26.5000	$137.980	3,656.47
		7.1	EDB BY EPA 8011	25.0000	$51.120	1,278.00
Q DISPOSAL						
		1.1	WASTEWATER	82.5000	$0.640	52.80
S REPORT PROJECT MANAGEMENT						
		S	REPORT PREP & PROJ. MANAGEMENT	0.1200	$51,789.870	6,214.78
W AFVR						
		14.1	AFVR SITE RECONNAISSANCE	0.5000	$280.000	140.00
		16.1	AFVR EFFLUENT DISPOSAL	30,000.0000	$0.490	14,700.00
		17.1	AFVR MOB - DEMOB	2.0000	$720.000	1,440.00
		4	96 HOUR EVENT	2.0000	$13,409.520	26,819.04
		8	OFF GAS TREATMENT 96 HOUR	2.0000	$832.260	1,664.52
					Total Amount	58,004.65

dhec
Healthy People. Healthy Communities.



RELEASE RESPONSIBILITY INVESTIGATION REQUEST

Date: **5/25/2023**

To: Eric Cathcart

Manager, Regulatory and Compliance Section

From: Debra Thoma

Manager, Corrective Action & Quality Assurance Section

Urgency: Medium

Facility Information

Facility Name: Westside Quick Stop UST Permit: #12430

Facility Address: 821 W Parker Rd

Release Date: June 7, 2012 UST Owner/Operator: Shree Gajvakra LLC

SUPERB Information

RBCA Class: 2 B A Financial Status: With SUPERB

Property Owner Information

Landowner Up to Date in EFIS: (•) Yes ( ) No Name:

If no, provide accurate Tax Map data.

Reason for request:

Westside Quick Stop has an administrative dissolution on 8/31/21. Ronald James White is the listed Registered Agent, but Mike White has been signing invoices. Mike White is listed as the UST Release Contact in EFIS.

Checklist of Attachments (check all applicable documents)

[ ] Obituary [X] South Carolina Secretary of State Business Search [ ] Tax Map information

South Carolina Secretary of State

Business Entities Online

File, Search, and Retrieve Documents Electronically

WESTSIDE QUIK SHOP, INC.

Corporate Information

Entity Id: 00336631

Entity Type: Corporation

Status: Forfeited

Domestic/Foreign: Domestic

Incorporated State: South Carolina

Important Dates

Effective Date: 09/07/1979

Expiration Date: N/A

Term End Date: N/A

Dissolved Date: 08/31/2021

Registered Agent

Agent: RONALD JAMES WHITE

Address: 809 W PARKER RD GREENVILLE SC
, South Carolina

Official Documents On File

Filing Type	Filing Date
Administrative Dissolution	08/31/2021
Incorporation	09/07/1979

For filing questions please contact us at **803-734-2158**

Copyright © 2023 State of South Carolina

petra-tech
ENVIRONMENTAL, LLC
ENGINEERS & CONSULTANTS

RECEIVED
JUN 01 2023
UST DIVISION

UST
68
DOCKETING

February 23, 2023
Revised May 29, 2023

SCDHEC - UST Management Division
2600 Bull Street
Columbia, SC 29201-1708

Attention: Morgan Thomas

Subject: **Site Specific Work Plan – AFVR & Groundwater Sampling**
Westside Quick Stop
821 W. Parker Road
Greenville, Greenville County, South Carolina
SCDHEC UST Permit #12430
PTE Job No. J23-977e

Dear Ms. Thomas:

On behalf of Westside Quick Stop Inc., Shree Gajvakra LLC, and Environmental Laboratories Inc., Petra-Tech Environmental, LLC submits herein the revised Site-Specific Work Plan for the subject site. This revision is being submitted to include the abandonment of groundwater monitoring wells MW19/19i and MW23/23i due to construction activities.

Please do not hesitate to contact us at 864.631.2490 if you have any questions concerning this submittal.

Sincerely,

Petra-Tech Environmental

Trever Z. Slack, P.G.
Principal Hydrogeologist
Registered, South Carolina #2565

TREVER Z. SLACK
REGISTERED
No. 2565
SOUTH CAROLINA
PROFESSIONAL GEOLOGIST

2435 E. North Street, Suite 1108-202, Greenville, SC 29615 | Phone (864) 631-2490 | Fax (888) 838-9034
www.petratechenv.com

Site-Specific Work Plan for Approved ACQAP
Underground Storage Tank Management Division

To: Morgan Thomas (SCDHEC Project Manager)
From: Trever Slack, P.G. (Contractor Project Manager)
Contractor: Petra-Tech Environmental, LLC UST Contractor Certification Number: UCC-436

Facility Name: Westside Quick Stop UST Permit #: 12430
Facility Address: 821 W. Parker Road, Greenville, South Carolina
Responsible Party: Westside Quick Stop Inc. & Shree Gajvakra LLC Phone: _____
RP Address: 821 W. Parker Road, Greenville, SC 29611 & 205 Fairway Drive, Laurens, SC 29360
Property Owner (if different): Shree Gajvakra, LLC
Property Owner Address: 205 Fairway Drive, Laurens, SC 29360
Current Use of Property: Convenience Store

Scope of Work (Please check all that apply)

- ☐ IGWA
- ☐ Tier I
- ☐ Tier II
- ☐ Monitoring Well Installation
- ☑ Groundwater Sampling
- ☑ Other Aggressive Fluid Vapor Recovery (AFVR)
- ☐ GAC

Analyses (Please check all that apply)

Groundwater/Surface Water:

- ☑ BTEXNMDCA (8260B)
- ☑ Oxygenates (8260B)
- ☑ EDB (8011)
- ☐ PAH (8270D)
- ☐ Lead
- ☐ 8 RCRA Metals
- ☐ TPH
- ☐ pH
- ☐ BOD
- ☐ Nitrate
- ☐ Sulfate
- ☐ Other _____
- ☐ Methane
- ☐ Ethanol
- ☐ Dissolved Iron

Drinking Water Supply Wells:

- ☐ BTEXNMDCA (524.2)
- ☐ Oxygenates & Ethanol (8260B)
- ☐ Mecury (200.8 245.1 or 245.2)
- ☐ RCRA Metals (200.8)
- ☐ EDB (504.1)

Soil:

- ☐ BTEXNM
- ☐ Lead
- ☐ RCRA Metals
- ☐ PAH
- ☐ Oil & Grease (9071)
- ☐ TPH-DRO (3550B/8015B)
- ☐ TPH-GRO (5030B/8015B)
- ☐ Grain Size
- ☐ TOC

Air:

- ☐ BTEXN

Sample Collection (Estimate the number of samples of each matrix that are expected to be collected.)

_____ Soil	_____ Water Supply Wells	_____ Air	3 Field Blank
44 Monitoring Wells	_____ Surface Water	3 Duplicate	3 Trip Blank

Field Screening Methodology

Estimate number and total completed depth for each point, and include their proposed locations on the attached map.
# of shallow points proposed: _____ Estimated Footage: _____ feet per point
# of deep points proposed: _____ Estimated Footage: _____ feet per point
Field Screening Methodology: _____

Permanent Monitoring Wells

Estimate number and total completed depth for each well, and include their proposed locations on the attached map.
# of shallow wells: _____ Estimated Footage: _____ feet per point
# of deep wells: _____ Estimated Footage: _____ feet per point
# of recovery wells: _____ Estimated Footage: _____ feet per point
Comments, if warranted:

_____

_____

UST Permit #: 12430 Facility Name: Westside Quick stop

Implementation Schedule (Number of calendar days from approval)
Field Work Start-Up: 15 Field Work Completion: 90
Report Submittal: 120 # of Copies Provided to Property Owners: 7

Aquifer Characterization
Pump Test: ☐ Slug Test: ☐ (Check one and provide explanation below for choice)

Investigation Derived Waste Disposal
Soil: _____ Tons Purge Water: 165 Gallons
Drilling Fluids: _____ Gallons Free-Phase Product: _____ Gallons

Additional Details For This Scope of Work
For example, list wells to be sampled, wells to be abandoned/repaired, well pads/bolts/caps to replace, details of AFVR event, etc.

Free-phase petroleum product was detected in monitoring/recovery wells 12430-MW-1 (2.35-feet), 12430-MW21 (0.03-feet), 12430-MW24 (1.12-feet), 12430-RW01 (0.06-feet), 12430-RW02 (0.65-feet), and 12430-RW03 (1.07-feet) during the December 2022 comprehensive groundwater sampling event.
Approximate 30 days to be allowed between AFVR Events #1/2 and Events #3/4 to allow for equilibration. Recommended AFVR Events are:
AFVR Event #1 - Extraction Wells MW-1, RW-3, RW-2; Radius of Influence Wells MW-12, MW-2, MW-25 / AFVR Event #2 - Extraction Wells MW-21, MW-24, RW-1; Radius of Influence Wells MW-12, MW-2, MW-25
AFVR Event #3 - Extraction Wells MW-1, RW-3, RW-2; Radius of Influence Wells MW-12, MW-2, MW-25 / AFVR Event #4 - Extraction Wells MW-21, MW-24, RW-1; Radius of Influence Wells MW-12, MW-2, MW-25
Comprehsive groundwater sampling event to be completed approximately 30 days after the final AFVR event.
Groundwater monitoring wells MW19/19i and MW23/23i to be abandoned to facilitate building construction.

Compliance With Annual Contractor Quality Assurance Plan (ACQAP)
Yes Laboratory as indicated in ACQAP? (Yes/No) If no, indicate laboratory information below.
Name of Laboratory: _____
SCDHEC Certification Number: _____
Name of Laboratory Director: _____

N/A Well Driller as indicated in ACQAP? (Yes/No) If no, indicate driller information below.
Name of Well Driller: _____
SCLLR Certification Number: _____

No Other variations from ACQAP. Please describe below.

Attachments
1. Attach a copy of the relevant portion of the USGS topographic map showing the site location.
2. Prepare a site base map. This map must be accurately scaled, but does not need to be surveyed. The map must include the following:
   - North Arrow
   - Location of property lines
   - Location of buildings
   - Previous soil sampling locations
   - Previous monitoring well locations
   - Proposed soil boring locations
   - Proposed monitoring well locations
   - Legend with facility name and address, UST permit number, and bar scale
   - Streets or highways (indicate names and numbers)
   - Location of all present and former ASTs and USTs
   - Location of all potential receptors
3. Assessment Component Cost Agreement, SCDHEC Form D-3664

ASSESSMENT COMPONENT INVOICE

South Carolina
Department of Health and Environmental Control
Underground Storage Tank Management Division
State Underground Petroleum Environmental Response Bank Account
June 1, 2022

Healthy People. Healthy Communities.

Facility Name: **Westside Quick Stop**

UST Permit #: 12430 **Cost Agreement #:**

ITEM	QUANTITY	UNIT	UNIT PRICE		TOTAL
A. Plan Preparation					
1.1 Site-specific Work Plan	1	each	$169.65		$169.65
2.1 Tax Map		each	$79.17		$0.00
3.1 QAPP Contractor Addendum (App B)		each	$250.00		$0.00
B. Survey *					
1. Receptor Survey		each	$623.20		$0.00
C. Survey					
1.1 Comprehensive Survey		each	$1,176.26		$0.00
5. Ground Penetrating Radar Survey (100 x 100)		each	$1,029.23		$0.00
D. Mob/Demob					
1.1 Equipment	1	each	$1,153.64		$1,153.64
2.1 Personnel	5	each	$478.42		$2,392.10
3.1 Adverse Terrain Vehicle		each	$565.51		$0.00
E. Soil Borings*					
1. Soil Borings (hand auger)		foot	$5.66		$0.00
F. Soil Borings (requiring equipment, push technology, etc) or Field Screening (including sampling and analyst)*					
1.1 Standard		per foot	$16.97		$0.00
2.1 Fractured Rock		per foot	$21.84		$0.00
G.					
H. Well Abandonment (does not include Field Screening)*					
1.1 2" diameter or less	211.93	per foot	$3.51		$743.87
2.1 Greater than 2" to 6" diameter		per foot	$5.09		$0.00
3.1 Dug/Bored well (up to 6 feet diameter)		per foot	$16.96		$0.00
I. Well Installation (In accordance with R.61-71)*					
1.1 Water Table (hand augered)		per foot	$11.99		$0.00
2.A Water Table (drill rig) 2" Diameter		per foot	$42.98		$0.00
2.1 Single-cased 2" Diameter Monitoring Well >50ft		per foot	$43.46		$0.00
3.1 Telescoping		per foot	$56.55		$0.00
4.1 Rock Drilling		per foot	$65.60		$0.00
5.1 2" Rock Coring		per foot	$34.95		$0.00
6.1 Multi-sampling ports/screens		per foot	$37.78		$0.00
7.1 Recovery Well (4" diameter)		per foot	$50.90		$0.00
9.1 Rotosonic (2" diameter)		per foot	$49.77		$0.00
10.1 Re-develop Existing Well		per foot	$12.44		$0.00
J. Groundwater Sample Collection / Gauging Depth to Water/Product *					
1.1 Groundwater Purge	12	per well	$67.86		$814.32
2.1 Air or Vapors		sample	$13.57		$0.00
3.1 Water Supply Sample		sample	$24.88		$0.00
4.1 HydraSleeve		sample	$53.00		$0.00
4.2A No-purge Groundwater Sample/Surface wate	32	sample	$31.67		$1,013.44
5.1 Gauge Well only		sample	$7.92		$0.00
6.1 Sample Below Product		sample	$13.57		$0.00

7.1 Passive Diffusion Bag		sample	$29.40		$0.00
8.1 Field Duplicates (MWs & WSWs) and Field Bla	6	sample	$27.83		$166.98
9.1 Groundwater (low flow purge)		sample	$102.93		$0.00
10.1 Equipment Blank		sample	$27.83		$0.00
11. Sample Product		per well	$48.76		$0.00
K. Laboratory Analyses-Groundwater					
1.1 BTEXNM+Oxyg's+1,2 DCA+Eth(8260D)	53	per sample	$137.98		$7,312.94
2.1 Lead, Filtered		per sample	$15.60		$0.00
3.1 Rush EPA Method 8260B		per sample	$173.72		$0.00
4.1 Trimethal, Butyl, and Isopropyl Benzenes		per sample	$31.67		$0.00
5.1 PAH's		per sample	$68.54		$0.00
6.1 Lead		per sample	$18.09		$0.00
7.1 EDB by EPA 8011	50	per sample	$51.12		$2,556.00
8.1 EDB by EPA Method 8011 Rush		per sample	$77.14		$0.00
9.1 8 RCRA Metals		per sample	$71.71		$0.00
10.1 TPH (9070)		per sample	$46.38		$0.00
11.1 PH		per sample	$5.88		$0.00
12.1 BOD		per sample	$22.62		$0.00
13.1 Ethanol		per sample	$16.74		$0.00
K. Analyses-Drinking Water					
14.1 BTEXNM+1,2 DCA (524.2)		per sample	$140.30		$0.00
15.1 7-OXYGENATES & ETHANOL (8260D)		per sample	$103.77		$0.00
16.1 EDB (504.1)		per sample	$89.92		$0.00
17.1 RCRA METALS (200.8)		per sample	$113.10		$0.00
K. Analyses-Soil					
18.1 BTEX + Naphth.		per sample	$72.39		$0.00
19.1 PAH's		per sample	$72.43		$0.00
20.1 8 RCRA Metals		per sample	$63.79		$0.00
21.1 TPH-DRO (3550C/8015C)		per sample	$45.24		$0.00
22.1 TPH- GRO (5035B/8015C)		per sample	$40.67		$0.00
23.1 Grain size/hydrometer		per sample	$117.63		$0.00
24.1 Total Organic Carbon		per sample	$34.61		$0.00
K. Analyses-Air					
25.1 BTEX + Naphthalene		per sample	$244.30		$0.00
K. Hydrocarbon Fuel Identification					$0.00
27. C3-C44 Whole Oil (ASTM D3328)		per sample	$431.42		$0.00
28. Fuel Oxygenates (1624 Mod)		per sample	$368.88		$0.00
29. ALKYL Leads, EDB MMT (8080)		per sample	$368.88		$0.00
30. C8-C40 Full Scan (ASTM 5739)		per sample	$583.00		$0.00
31. Simulated Distillation (ASTM 2887)		per sample	$368.88		$0.00
32. Parent & Alk. PAH Com. (8270 SIM)		per sample	$670.03		$0.00
33. C3-C10 Piano (8260 MOD)		per sample	$555.44		$0.00
34. C10+Alkane Fingerprints		per sample	$555.44		$0.00
35. Expert Data Interpretation & Report		each	$551.20		$0.00
L. Aquifer Characterization*					
1.1 Pumping Test		per hour	$26.01		$0.00
2.1 Slug Test		per test	$216.03		$0.00
3.1 Fractured Rock		per test	$113.10		$0.00
M. Free Product *					
1. Free Product Recovery Rate Test		each	$42.98		$0.00
N.					

O. Risk Evaluation					
1.1 Tier I Risk Evaluation		each	$339.31		$0.00
2.1 Tier II Risk Evaluation		each	$113.10		$0.00
P. Survey*					
1. Subsequent Survey		each	$275.60		$0.00
Q. Disposal (gallons or tons)*					
1.1 Wastewater	165	gallon	$0.64		$105.60
2.1 Free Product		gallon	$0.56		$0.00
3.1 Soil Treatment/Disposal		ton	$67.86		$0.00
4.1 Drilling fluids		gallon	$0.48		$0.00
R. Miscellaneous (attach receipts)					
		each	$0.00		$0.00
		each	$0.00		$0.00
		each	$0.00		$0.00
T. Tier I Assessment (Use DHEC 3665 form)					
1.1 Southeast Region		standard	$11,687.56		$0.00
2.1 All Other Counties		standard	$12,818.58		$0.00
U. IGWA (Use DHEC 3666 form)					
1.1 Southeast Region		standard	$4,031.18		$0.00
2.1 All Other Counties		standard	$4,370.38		$0.00
22. Active Correction Action		PFP	Bid Cost		$0.00
W. Aggressive Fluid & Vapor Recovery (AFVR)					
1.1 8-hour Event*		per event	$1,655.00		$0.00
2. 24-hour Event*		per event	$4,081.28		$0.00
3. 48-hour Event*		per event	$6,706.10		$0.00
4. 96-hour Event*	4	per event	$13,409.52		$53,638.08
5. Off-gas Treatment 8 hour		per event	$130.71		$0.00
6.1 Off-gas Treatment 24 hour		per event	$272.50		$0.00
7.1 Off-gas Treatment 48 hour		per event	$357.50		$0.00
8. Off-gas Treatment 96 hour	4	per event	$832.26		$3,329.04
9. Off-gas Treatment 8 hour (w/chlorinated compounds)		per event	$430.00		$0.00
10. Off-gas Treatment 24 hour (w/chlorinated compounds)		per event	$500.00		$0.00
11. Off-gas Treatment 48 hour (w/chlorinated compounds)		per event	$1,000.00		$0.00
12. Off-gas Treatment 96 hour (w/chlorinated compounds)		per event	$2,000.00		$0.00
13.1 AFVR Effluent Disposal(w/chlorinated compounds)		gallon	$0.59		$0.00
14.1 AFVR Site Reconnaissance	1	each	$280.00		$280.00
15. Additional Hook-ups		each	$27.48		$0.00
16.1 AFVR Effluent Disposal	60000	gallon	$0.49		$29,400.00
17.1 AFVR Mobilization/Demobilization	4	each	$720.00		$2,880.00
18. Mobilization for absorbents/skimmers		each	$531.25		$0.00
19. Well sock 2" ID well		each	$34.20		$0.00
20. Well sock 4" ID well		each	$45.40		$0.00
21. pad (per pad)		each	$46.25		$0.00
22. 3" diameter x 10' length boom		each	$100.00		$0.00
23. 5" diameter x 10' length boom		each	$123.00		$0.00
24. New FPP recovery skimmer (2" wells)		each	$732.50		$0.00
25. New FPP recovery skimmer (4" wells)		each	$1,155.00		$0.00
26. Refurbished FPP recovery skimmer (2" or 4" wells)		each	$704.00		$0.00
27. Disposal of Absorbents		pound	$3.80		$0.00
28. Disposal of product from skimmers		gallon	$0.46		$0.00

X. Granulated Activated Carbon (GAC) filter system installation & service:					
1.1 New GAC System Installation*		each	$2,148.94		$0.00
2.1 Refurbished GAC Sys. Install*		each	$1,017.92		$0.00
3.1 Filter replacement/removal*		each	$395.86		$0.00
4.1 GAC System removal, cleaning, & refurbishment*		each	$311.04		$0.00
5.1 GAC System housing*		each	$282.76		$0.00
6.1 In-line particulate filter		each	$169.65		$0.00
7.1 Additional piping & fittings		foot	$1.70		$0.00
Y. Well Repair					
1.1 Additional Copies of the Report Delivered		each	$56.55		$0.00
2.1 Repair 2x2 MW pad*		each	$56.55		$0.00
3.1 Repair 4x4 MW pad*		each	$99.53		$0.00
4.1 Replace well vault*		each	$133.46		$0.00
5.1 Replace well cover bolts		each	$2.94		$0.00
6.1 Replace locking well cap & lock		each	$16.96		$0.00
7.1 Replace/Repair stick-up*		each	$151.56		$0.00
8.1 Convert Flush-mount to Stick-up*		each	$169.65		$0.00
9.1 Convert Stick-up to Flush-mount*		each	$147.03		$0.00
10.1 Replace missing/illegible well ID plate		each	$13.57		$0.00
11. Down-hole Camera		per foot	$27.08		$0.00
Z. High Resolution Site Characterization					
1. HRSC Screening Equipment Mobilization		each	$1,360.00		$0.00
2. HRSC Drilling Category 1		per foot	$29.00		$0.00
3. HRSC Drilling Category 2		per foot	$33.50		$0.00
4. HRSC Drilling Category 3		per foot	$27.00		$0.00
5. HRSC 3-D Model		each	$4,040.00		$0.00
S. Report Prep & Project Management	0%	percent	$105,955.66		$0.00
TOTAL					$105,955.66

DHEC D-4293 (06/2022) *The appropriate mobilization cost can be added to complete these tasks, as necessary

TABLES

TABLE 1
Monitoring Well and Groundwater Surface Elevation Data
Westside Quick Stop - UST Permit #12430
Greenville, Greenville County, South Carolina

Monitoring Well	Ground Surface Elevation	Top-of-Casing Elevation	Date	Free-Product Depth Below Top-of-Casing	Groundwater Depth Below Top-of-Casing	Free-Product Thickness	Groundwater Elevation	Well Depth BGS	Screened Interval Depth	Screened Interval Elevation
12430-MW01	1005.56	1005.32	08/13/2013	-	17.97	-	987.35	30.00	15.00 - 30.00	990.56 - 975.56
			03/31/2015	-	22.63	-	982.69			
			04/10/2017	25.21	29.37	4.16	978.86			
			04/24/2017	24.83	29.29	4.46	979.15			
			10/03/2017	24.28	29.31	5.03	979.53			
			03/12/2018	21.69	26.58	4.89	982.16			
			05/18/2018 Pre-AFVR	21.39	25.65	4.26	982.65			
			04/22/2019	17.00	17.20	0.20	988.26			
			01/13/2020 Pre-AFVR	21.15	21.59	0.44	984.04			
			08/19/2020	-	20.10	Sheen	985.22			
			09/15/2021	25.21	25.24	0.03	980.10			
			12/14/2022	25.44	27.79	2.35	979.18			
12430-MW02	1006.50	1006.20	08/13/2013	-	18.85	-	987.35	30.00	15.00 - 30.00	991.50 - 976.50
			03/31/2015	-	21.69	-	984.51			
			04/10/2017	-	27.44	-	978.76			
			10/03/2017	-	26.53	-	979.67			
			03/12/2018	-	23.82	-	982.38			
			04/22/2019	-	17.93	-	988.27			
			08/19/2020	-	20.96	-	985.24			
			09/16/2021	-	26.08	-	980.12			
			12/14/2022	-	26.34	-	979.86			
12430-MW03	1008.72	1008.49	08/13/2013	-	21.00	-	987.49	30.00	15.00 - 30.00	993.72 - 978.72
			03/31/2015	-	23.81	-	984.68			
			04/10/2017	DRY			NA			
			10/03/2017	DRY			NA			
			03/12/2018	-	26.51	-	981.98			
			04/22/2019	-	19.80	-	988.69			
			08/19/2020	-	22.69	-	985.80			
			09/15/2021	-	28.10	-	980.39			
			12/14/2022	-	28.90	-	979.59			
12430-MW04	1008.45	1008.27	03/31/2015	-	23.47	-	984.80	30.49	20.29 - 30.29	988.16 - 978.16
			04/10/2017	DRY			NA			
			10/03/2017	-	28.19	-	980.08			
			03/12/2018	-	25.86	-	982.41			
			04/22/2019	-	19.34	-	988.93			
			08/19/2020	-	22.24	-	986.03			
			09/16/2021	-	27.59	-	980.68			
			12/14/2022	-	28.35	-	979.92			
12430-MW04I	1008.35	1008.12	04/10/2017	-	29.36	-	978.76	53.17	47.97 - 52.97	960.38 - 955.38
			10/03/2017	-	28.35	-	979.77			
			03/12/2018	-	25.93	-	982.19			
			04/22/2019	-	19.68	-	988.44			
			08/19/2020	-	22.73	-	985.39			
			09/16/2021	-	27.97	-	980.15			
			12/14/2022	-	28.25	-	979.87			
12430-MW05	998.24	997.73	03/31/2015	-	13.01	-	984.72	20.80	10.60 - 20.60	987.64 - 977.64
			04/10/2017	-	18.61	-	979.12			
			10/03/2017	-	18.26	-	979.47			
			03/12/2018	-	15.20	-	982.53			
			04/22/2019	-	9.71	-	988.02			
			08/19/2020	-	13.33	-	984.40			
			09/15/2021	-	18.13	-	979.60			
			12/14/2022	-	17.74	-	979.99			
12430-MW06	998.58	998.27	03/31/2015	-	13.32	-	984.95	21.47	11.27 - 21.27	987.31 - 977.31
			04/10/2017	-	19.01	-	979.26			
			10/03/2017	-	18.25	-	980.02			
			03/12/2018	-	15.53	-	982.74			
			04/22/2019	-	9.71	-	988.56			
			08/19/2020	-	13.17	-	985.10			
			09/15/2021	-	18.05	-	980.22			
			12/14/2022	-	17.97	-	980.30			
12430-MW07	1006.27	1005.88	03/31/2015	-	19.61	-	986.27	31.04	20.84 - 30.84	985.43 - 975.43
			04/10/2017	DRY			NA			
			10/03/2017	-	25.52	-	980.36			
			03/12/2018	-	22.85	-	983.03			
			04/22/2019	-	17.13	-	17.13			
			08/19/2020	-	20.36	-	985.52			
			09/15/2021	-	25.36	-	980.52			
			12/14/2022	Well Obstructed @ 26.04						

Monitoring Well	Ground Surface Elevation	Top-of-Casing Elevation	Date	Free-Product Depth Below Top-of-Casing	Groundwater Depth Below Top-of-Casing	Free-Product Thickness	Groundwater Elevation	Well Depth BGS	Screened Interval Depth	Screened Interval Elevation
12430-MW08	1007.86	1007.43	03/31/2015	-	22.71	-	984.72	31.10	20.90 - 30.90	986.96 - 976.96
			04/10/2017	-	28.58	-	978.85			
			10/03/2017	-	27.62	-	979.81			
			03/12/2018	-	25.04	-	982.39			
			04/22/2019	-	19.09	-	988.34			
			08/19/2020	-	22.13	-	985.30			
			09/15/2021	-	27.25	-	980.18			
			12/14/2022	-	27.51	-	979.92			
12430-MW09	1009.07	1008.55	03/31/2015	-	23.20	-	985.35	30.04	19.84 - 29.84	989.23 - 979.23
			04/10/2017	DRY			NA			
			10/03/2017	-	27.96	-	980.59			
			03/12/2018	-		-	982.81			
			04/22/2019	-	19.15	-	989.40			
			08/19/2020	-	22.03	-	986.52			
			09/15/2021	-	27.43	-	981.12			
			12/14/2022	-	28.18	-	980.37			
12430-MW10	1008.54	1008.22	03/31/2015	-	22.94	-	985.28	30.47	20.27 - 30.27	988.27 - 978.27
			04/10/2017	-	29.30	-	978.92			
			10/03/2017	-	26.98	-	981.24			
			03/12/2018	Car Parked Above Well						
			04/22/2019	-	18.03	-	990.19			
			08/19/2020	-	19.66	-	988.56			
			09/15/2021	-	26.10	-	982.12			
			12/14/2022	-	28.17	-	980.05			
12430-MW11	1008.26	1007.84	03/31/2015	-	22.82	-	985.02	30.83	20.63 - 30.63	987.63 - 977.63
			04/10/2017	-	29.37	-	978.47			
			10/03/2017	-	27.16	-	980.68			
			03/12/2018	-	25.70	-	982.14			
			04/22/2019	-	17.79	-	990.05			
			08/19/2020	-	20.34	-	987.50			
			09/15/2021	-	26.32	-	981.52			
			12/14/2022	-	28.15	-	979.69			
12430-MW12	1005.64	1005.35	04/10/2017	-	26.59	-	978.76	35.69	25.49 - 35.49	980.15 - 970.15
			10/03/2017	-	25.39	-	979.96			
			03/12/2018	-	23.41	-	981.94			
			04/22/2019	-	18.38	-	986.97			
			08/19/2020	-	20.39	-	984.96			
			09/16/2021	-	24.96	-	980.39			
			12/14/2022	-	25.60	-	979.75			
12430-MW12I	1005.65	1005.37	04/10/2017	-	26.65	-	978.72	45.63	40.43 - 45.43	965.22 - 960.22
			10/03/2017	-	25.81	-	979.56			
			03/12/2018	-	23.05	-	982.32			
			04/22/2019	-	17.01	-	988.36			
			08/19/2020	-	20.25	-	985.12			
			09/16/2021	-	25.47	-	979.90			
			12/14/2022	-	25.78	-	979.59			
12430-MW14	1000.38	1000.02	04/10/2017	-	21.25	-	978.77	25.57	15.37 - 25.37	985.01 - 975.01
			10/03/2017	-	20.46	-	979.56			
			03/12/2018	-	17.75	-	982.27			
			04/22/2019	-	11.69	-	988.33			
			08/19/2020	-	15.06	-	984.96			
			09/15/2021	-	20.13	-	979.89			
			12/14/2022	-	20.15	-	979.87			
12430-MW14I	1000.31	1000.11	04/10/2017	-	21.41	-	978.70	67.92	62.72 - 67.72	937.59 - 932.59
			10/03/2017	-	20.64	-	979.47			
			03/12/2018	-	17.93	-	982.18			
			04/22/2019	-	12.13	-	987.98			
			08/19/2020	-	15.39	-	984.72			
			09/15/2021	-	20.35	-	979.76			
			12/14/2022	-	20.41	-	979.70			
12430-MW15	1000.15	999.88	04/10/2017	-	21.18	-	978.70	26.83	16.63 - 26.63	983.52 - 973.52
			10/03/2017	-	20.52	-	979.36			
			03/12/2018	-	17.70	-	982.18			
			04/22/2019	-	15.30	-	984.58			
			08/19/2020	-	15.37	-	984.51			
			09/15/2021	-	20.24	-	979.64			
			12/14/2022	-	20.26	-	979.62			
12430-MW15I	1000.06	999.88	04/10/2017	-	21.24	-	978.64	62.13	56.93 - 61.93	943.13 - 938.13
			10/03/2017	-	20.55	-	979.33			
			03/12/2018	-	17.78	-	982.10			
			04/22/2019	-	12.06	-	987.82			
			08/19/2020	-	15.37	-	984.51			
			09/15/2021	-	20.28	-	979.60			
			12/14/2022	-	20.16	-	979.72			

Monitoring Well	Ground Surface Elevation	Top-of-Casing Elevation	Date	Free-Product Depth Below Top-of-Casing	Groundwater Depth Below Top-of-Casing	Free-Product Thickness	Groundwater Elevation	Well Depth BGS	Screened Interval Depth	Screened Interval Elevation
12430-MW16	1001.01	1000.63	04/10/2017	-	22.10	-	978.53	27.71	17.51 - 27.51	983.50 - 973.50
			10/03/2017	-	21.38	-	979.25			
			03/12/2018	-	18.59	-	982.04			
			04/22/2019	-	12.70	-	987.93			
			08/19/2020	-	16.04	-	984.59			
			09/15/2021	-	21.08	-	979.55			
			12/14/2022	-	21.13	-	979.50			
12430-MW16I	1001.10	1000.72	04/10/2017	-	22.11	-	978.61	65.49	60.29 - 65.29	940.81 - 935.81
			10/03/2017	-	21.41	-	979.31			
			03/12/2018	-	18.65	-	982.07			
			04/22/2019	-	12.86	-	987.86			
			08/19/2020	-	16.23	-	984.49			
			09/15/2021	-	21.16	-	979.56			
			12/14/2022	-	21.07	-	979.65			
12430-MW17	1000.25	999.85	04/10/2017	-	21.36	-	978.49	28.82	18.62 - 28.62	981.63 - 971.63
			10/03/2017	-	20.76	-	979.09			
			03/12/2018	-	17.81	-	982.04			
			04/22/2019	-	12.50	-	987.35			
			08/19/2020	-	16.26	-	983.59			
			09/15/2021	-	20.20	-	979.65			
			12/14/2022	-	21.22	-	978.63			
12430-MW17I	1000.44	1000.01	04/10/2017	-	21.46	-	978.55	60.41	55.21 - 60.21	945.23 - 940.23
			10/03/2017	-	20.82	-	979.19			
			03/12/2018	-	17.97	-	982.04			
			04/22/2019	-	11.74	-	988.27			
			08/19/2020	-	15.74	-	984.27			
			09/15/2021	-	20.65	-	979.36			
			12/14/2022	-	21.68	-	978.33			
12430-MW18	1003.14	1002.78	04/10/2017	-	24.38	-	978.40	29.30	19.10 - 29.10	984.04 - 974.04
			10/03/2017	-	23.61	-	979.17			
			03/12/2018	-	20.90	-	981.88			
			04/22/2019	NOT LOCATED						
			08/19/2020	NOT LOCATED						
			09/15/2021	NOT LOCATED						
			12/14/2022	NOT LOCATED						
12430-MW18I	1002.36	1001.89	03/12/2018	-	19.87	-	982.02	65.47	60.27 - 65.27	942.09 - 937.09
			04/22/2019	NOT LOCATED						
			08/19/2020	NOT LOCATED						
			09/15/2021	NOT LOCATED						
			12/14/2022	NOT LOCATED						
12430-MW19	1008.61	1008.24	04/10/2017	-	29.68	-	978.56	39.69	29.49 - 39.49	979.12 - 969.12
			10/03/2017	-	28.83	-	979.41			
			03/12/2018	-	26.07	-	982.17			
			04/22/2019	-	20.01	-	988.23			
			08/19/2020	-	23.43	-	984.81			
			09/15/2021	-	28.45	-	979.79			
			12/14/2022	-	28.33	-	979.91			
12430-MW19I	1008.55	1008.18	04/10/2017	-	29.57	-	978.61	70.68	65.48 - 70.48	943.07 - 938.07
			10/03/2017	-	28.82	-	979.36			
			03/12/2018	-	25.93	-	982.25			
			04/22/2019	-	20.24	-	987.94			
			08/19/2020	-	23.26	-	984.92			
			09/15/2021	-	28.48	-	979.70			
			12/14/2022	-	28.47	-	979.71			
12430-MW20	1008.40	1008.01	04/10/2017	-	29.41	-	978.60	40.87	30.67 - 40.67	977.73 - 967.73
			10/03/2017	-	28.22	-	979.79			
			03/12/2018	-	25.76	-	982.25			
			04/22/2019	-	22.19	-	985.82			
			08/19/2020	-	23.22	-	984.79			
			09/15/2021	-	27.67	-	980.34			
			12/14/2022	-	28.28	-	979.73			
12430-MW21	1007.16	1006.73	04/10/2017	-	28.06	-	978.67	35.14	24.94 - 34.94	982.22 - 972.22
			10/03/2017	-	27.19	-	979.54			
			03/12/2018	-	24.54	-	982.19			
			04/22/2019	-	18.89	-	987.84			
			08/19/2020	-	21.64	-	985.09			
			09/16/2021	-	26.71	-	980.02			
			12/14/2022	26.91	26.94	0.03	979.79			
12430-MW22	1007.45	1007.12	04/10/2017	-	28.31	-	978.81	35.06	24.86 - 34.86	982.59 - 972.59
			10/03/2017	-	27.30	-	979.82			
			03/12/2018	-	24.68	-	982.44			
			04/22/2019	-	18.69	-	988.43			
			08/19/2020	-	21.65	-	985.47			
			09/16/2021	-	26.82	-	980.30			
			12/14/2022	-	27.23	-	979.89			

Monitoring Well	Ground Surface Elevation	Top-of-Casing Elevation	Date	Free-Product Depth Below Top-of-Casing	Groundwater Depth Below Top-of-Casing	Free-Product Thickness	Groundwater Elevation	Well Depth BGS	Screened Interval Depth	Screened Interval Elevation
12430-MW22I	1007.28	1007.03	04/10/2017	-	28.29	-	978.74	49.72	44.52 - 49.52	962.76 - 957.76
			10/03/2017	-	27.46	-	979.57			
			03/12/2018	-	24.73	-	982.30			
			04/22/2019	-	18.61	-	988.42			
			08/19/2020	-	22.02	-	985.01			
			09/16/2021	-	27.06	-	979.97			
			12/14/2022	-	27.17	-	979.86			
12430-MW23	1008.66	1008.24	04/10/2017	-	29.61	-	978.63	39.87	29.67 - 39.67	978.99 - 968.99
			10/03/2017	-	28.71	-	979.53			
			03/12/2018	-	26.14	-	982.10			
			04/22/2019	-	20.04	-	988.20			
			08/19/2020	-	23.16	-	985.08			
			09/15/2021	-	28.27	-	979.97			
			12/14/2022	-	28.52	-	979.72			
12430-MW23I	1008.66	1008.21	10/03/2017	-	28.73	-	979.48	61.69	56.49 - 61.49	952.17 - 947.17
			03/12/2018	-	26.02	-	982.19			
			04/22/2019	-	20.20	-	988.01			
			08/19/2020	-	23.40	-	984.81			
			09/15/2021	-	28.41	-	979.80			
			12/14/2022	-	28.41	-	979.80			
12430-MW24	1006.83	1006.39	04/10/2017	26.56	31.04	4.48	978.49	35.25	25.05 - 35.05	981.78 - 971.78
			04/24/2017	25.87	30.62	4.75	979.10			
			10/03/2017	25.29	31.56	6.27	979.22			
			03/12/2018	23.11	27.37	4.26	982.00			
			05/14/2018 Pre-AFVR	23.17	27.28	4.11	981.99			
			05/18/2018 Pre-AFVR	23.73	25.45	1.72	982.14			
			04/22/2019	18.40	20.12	1.72	987.47			
			01/13/2020 Pre-AFVR	23.14	23.95	0.81	983.01			
			08/19/2020	-	21.28	Sheen	985.11			
			02/08/2021 Pre-AFVR	-	20.74	-	985.65			
			03/22/2021 Pre-AFVR	-	20.04	-	986.35			
			09/16/2021	-	26.40	-	979.99			
			02/28/2022 Pre-AFVR	22.95	23.21	0.26	983.18			
			03/28/2022 Pre-AFVR	21.95	21.98	0.03	984.41			
			12/14/2022	26.39	27.51	1.12	978.88			
12430-MW25	1007.57	1007.27	42835.00	-	28.72	-	978.55	38.20	28.00 - 38.00	979.57 - 969.57
			10/03/2017	-	27.82	-	979.45			
			03/12/2018	-	25.13	-	982.14			
			04/22/2019	-	19.20	-	988.07			
			08/19/2020	-	22.45	-	984.82			
			09/16/2021	-	27.47	-	979.80			
			12/14/2022	-	27.68	-	979.59			
12430-MW26	1007.68	1007.33	04/10/2017	-	28.52	-	978.81	36.45	26.25 - 36.25	981.43 - 971.43
			10/03/2017	-	27.50	-	979.83			
			03/12/2018	-	24.94	-	982.39			
			04/22/2019	-	18.84	-	988.49			
			08/19/2020	-	21.78	-	985.55			
			09/16/2021	-	26.98	-	980.35			
			12/14/2022	-	27.40	-	979.93			
12430-MW26I	1007.67	1007.27	04/10/2017	-	28.53	-	978.74	55.11	49.91 - 54.91	957.76 - 952.76
			10/03/2017	-	27.50	-	979.77			
			03/12/2018	-	24.91	-	982.36			
			04/22/2019	-	19.05	-	988.22			
			08/19/2020	-	21.89	-	985.38			
			09/16/2021	-	27.11	-	980.16			
			12/14/2022	-	27.42	-	979.85			
12430-MW27	1007.24	1006.96	10/03/2017	-	27.26	-	979.70	34.70	24.50 - 34.50	982.74 - 972.74
			03/12/2018	-	24.99	-	981.97			
			04/22/2019	-	18.45	-	988.51			
			08/19/2020	-	21.43	-	985.53			
			09/15/2021	-	27.19	-	979.77			
			12/14/2022	-	27.44	-	979.52			
12430-MW27I	1007.49	1007.08	03/12/2018	-	25.20	-	981.88	65.41	60.21 - 65.21	947.28 - 942.28
			04/22/2019	-	18.86	-	988.22			
			08/19/2020	-	21.96	-	985.12			
			09/15/2021	NOT LOCATED						
			12/14/2022	-	27.44	-	27.65			
12430-MW28	1007.08	1006.76	10/03/2017	-	26.82	-	979.94	35.91	25.71 - 35.71	981.37 - 971.37
			03/12/2018	-	24.20	-	982.56			
			04/22/2019	-	18.00	-	988.76			
			08/19/2020	-	21.36	-	985.40			
			09/15/2021	-	26.40	-	980.36			
			12/14/2022	-	26.61	-	980.15			

Monitoring Well	Ground Surface Elevation	Top-of-Casing Elevation	Date	Free-Product Depth Below Top-of-Casing	Groundwater Depth Below Top-of-Casing	Free-Product Thickness	Groundwater Elevation	Well Depth BGS	Screened Interval Depth	Screened Interval Elevation
12430-RW01	1007.18	1006.69	04/10/2017	27.34	29.98	2.64	978.56	40.69	20.49 - 40.49	986.69 - 966.69
			04/17/2017	26.99	30.19	3.20	978.74			
			10/03/2017	25.62	31.71	6.09	979.24			
			03/12/2018	23.14	28.36	5.22	981.98			
			05/14/2018 Pre-AFVR	23.30	27.89	4.59	982.01			
			04/22/2019	18.00	20.35	2.35	987.99			
			01/13/2020 Pre-AFVR	22.45	24.64	2.19	983.58			
			08/19/2020	-	21.66	Sheen	985.03			
			02/08/2021 Pre-AFVR	-	21.13	-	985.56			
			03/22/2021 Pre-AFVR	-	19.63	-	987.06			
			09/16/2021	-	26.71	Sheen	979.98			
			02/28/2022 Pre-AFVR	23.13	23.38	0.25	983.31			
			03/28/2022 Pre-AFVR	22.32	22.38	0.06	984.31			
			12/14/2022	26.79	26.85	0.06	979.84			
12430-RW02	1006.53	1006.23	04/10/2017	26.58	30.63	4.05	978.44	38.08	17.88 - 37.88	988.65 - 968.65
			04/24/2017	25.58	28.63	3.05	979.74			
			10/03/2017	25.61	30.26	4.65	979.23			
			03/12/2018	23.63	26.94	3.31	981.61			
			05/18/2018 Pre-AFVR	23.04	26.84	3.80	982.05			
			04/22/2019	-	18.18	-	988.05			
			08/19/2020	21.18	21.33	0.15	985.16			
			02/08/2021 Pre-AFVR	20.68	21.13	0.45	985.42			
			03/22/2021 Pre-AFVR	-	20.04	-	986.19			
			09/16/2021	-	26.30	-	979.93			
			02/28/2022 Pre-AFVR	23.91	23.94	0.03	982.29			
			03/28/2022 Pre-AFVR	21.89	21.90	0.01	984.33			
			12/14/2022	26.31	26.96	0.65	979.27			
12430-RW03	1006.17	1005.90	04/10/2017	-	27.19	-	978.71	40.00	19.80 - 39.80	986.37 - 966.37
			10/03/2017	-	26.29	-	979.61			
			03/12/2018	-	23.57	-	982.33			
			04/22/2019	-	17.70	-	988.20			
			08/19/2020	-	20.79	-	985.11			
			09/16/2021	-	25.91	-	979.99			
			12/14/2022	26.12	27.19	1.07	978.71			
12430-MWX	1007.47	1007.20	04/10/2017	28.53	NA	+1.47	NA	30.27	20.07 - 30.07	987.40 - 977.40
			04/17/2017	28.30	NA	+1.70	NA			
			10/03/2017	-	27.69	Sheen	979.51			
			03/12/2018	-	24.07	Sheen	983.13			
			05/14/2018 Pre-AFVR	-	24.93	-	982.27			
			04/22/2019	-	19.11	-	988.09			
			08/19/2020	-	22.26	-	984.94			
			09/16/2021	-	27.31	-	979.89			
			12/14/2022	-	28.05	-	979.15			
12430-MWXR	1007.67	1007.31	04/10/2017	-	28.66	-	978.65	38.25	28.05 - 38.05	979.62 - 969.62
			04/17/2017	28.43	28.45	0.02	978.87			
			10/03/2017	-	27.83	Sheen	979.48			
			03/12/2018	-	25.06	-	982.25			
			04/22/2019	-	19.20	-	988.11			
			08/19/2020	-	22.45	-	984.86			
			09/16/2021	-	27.50	-	979.81			
			12/14/2022	-	27.63	-	979.68			

NOTES:
Measurements are in feet
BGS - below ground surface
Elevations are NAVD 88

TABLE 2
Summary of Groundwater Analytical Results
Westside Quick Stop - UST Permit #12430
Greenville, Greenville County, South Carolina

		Free-Product Thickness (feet)	Benzene (µg/L)	Toluene (µg/L)	Ethylbenzene (µg/L)	Xylenes (µg/L)	MTBE (µg/L)	Naphthalene (µg/L)	EDB (µg/L)	1,2 DCA (µg/L)	ETBE (µg/L)	ETBA (µg/L)	TAME (µg/L)	DIPE (µg/L)	Ethanol (µg/L)	TBF (µg/L)	TBA (µg/L)	TAA (µg/L)	Lead (µg/L)	Dissolved Lead (µg/L)
		---	RBSL 5	RBSL 1,000	RBSL 700	RBSL 10,000	RBSL 40	RBSL 25	RBSL 0.05	RBSL 5	RBSL 47	RBSL NE	RBSL 128	RBSL 150	RBSL 10,000	RBSL NE	RBSL 1,400	RBSL 240	RBSL 15	RBSL 15
12430-MW01	08/13/2013	-	***27000***	***54000***	***2700***	***13000***	***5200***	<500	***0.90***	<500	<500	<10000	<5000	***2600***	<50000	<2500	<10000	***27000***	<10	NT
		-	***27000***	***54000***	***2700***	***13000***	***5200***	<500	***0.93***	<500	<500	<10000	<5000	***2600***	<50000	<2500	<10000	***28000***	<10	NT
	03/30/2015	-	***3000***	***6300***	***440***	***2500***	***800***	<20	<0.049	<7.4	<10	<75	<13	***68***	<960	<33	***180 J***	***1800***	<4.7	NT
		-	***3000***	***6200***	***420***	***2500***	***820***	<20	<0.0049	<7.4	<10	<75	<13	***67***	<960	<33	***190 J***	***1900***	<4.7	NT
	04/10/2017	***4.16***	NS	NS	NS	NS	NS	NS	NS	NS	NS	NS	NS	NS	NS	NS	NS	NS	NS	NS
	03/12/2018	***4.89***	NS	NS	NS	NS	NS	NS	NS	NS	NS	NS	NS	NS	NS	NS	NS	NS	NS	NS
	05/18/2018	***4.26***	AFVR Event Peformed - 05/18/2018 through 05/22/2018																	
	04/22/2019	***0.20***	NS	NS	NS	NS	NS	NS	NS	NS	NS	NS	NS	NS	NS	NS	NS	NS	NS	NS
	01/13/2020	***0.44***	AFVR Event Peformed - 01/13/2020 through 01/17/2020																	
	08/22/2020	***SHEEN***	***14000***	***43400***	***3050***	***16400***	<1240	<836	<0.011	<824	<3380	<21600	<1220	<1400	<57600	<9640	<36400	<26200	NT	NT
	09/16/2021	***0.03***	NS	NS	NS	NS	NS	NS	NS	NS	NS	NS	NS	NS	NS	NS	NS	NS	NS	NS
	12/15/2022	***2.35***	NS	NS	NS	NS	NS	NS	NS	NS	NS	NS	NS	NS	NS	NS	NS	NS	NS	NS
12430-MW02	08/13/2013	-	***1000***	***1000***	***200***	***570***	***23***	<20	<0.019	<20	<20	<400	<200	<100	<2000	<100	<400	***910***	<10	NT
	03/30/2015	-	***23000***	***51000***	***3200***	***15000***	***520***	***620***	***0.36***	<74	<100	<750	<130	***1600***	<9600	<330	<1100	***20000***	<4.7	NT
	04/11/2017	-	***851***	***659***	***139***	***562***	<8.5	<10.0	<0.021	<9.0	<18.0	<160	<17.0	<8.5	<655	<36.5	<288	***687***	22.0	NT
	03/19/2018	-	***545***	***710***	***134***	***924***	<8.5	<10.0	<0.020	<9.0	<18.0	<160	<17.0	<8.5	<655	<36.5	<288	***1240***	NT	<2.5
	05/18/2018	-	***570***	***494***	***108***	***817***	<8.5	<10.0	<0.020	<9.0	<18.0	<160	<17.0	<8.5	<655	<36.5	<288	***1020***	NT	<2.5
	04/23/2019	-	***577***	***82.3***	***37.3***	***609***	<15.5	***11.9 J***	<0.011	<10.3	<42.3	<270	<15.2	<17.4	<720	<120	<455	***597***	NT	NT
	08/22/2020	-	***209***	***4.3 J***	<3.7	***120***	<6.2	<4.2	<0.011	<4.1	<16.9	<108	<6.1	<7.0	<288	<48.2	<182	<131	NT	NT
	Dup C	-	***233***	***10.3***	***5.8 J***	***137***	<6.2	<4.2	<0.011	<4.1	<16.9	<108	<6.1	<7.0	<288	<48.2	<182	***132 J***	NT	NT
	09/16/2021	-	***320***	***72***	***32***	***200***	<2.0	<2.0	<0.0049	<2.0	<2.0	<40	<2.1	***5.1***	<260	<10	<40	***310***	NT	NT
	Dup C	-	***320***	***94***	***43***	***250***	***2.2***	***1.8***	<0.0052	<0.40	<0.40	<8.0	***0.50***	***5.6***	<52	<2.0	***16***	***340***	NT	NT
	10/11/2021	-	NT	NT	NT	NT	NT	NT	<0.0081	NT	NT	NT	NT	NT	NT	NT	NT	NT	NT	NT
	Dup C	-	NT	NT	NT	NT	NT	NT	<0.0082	NT	NT	NT	NT	NT	NT	NT	NT	NT	NT	NT
	12/15/2022	-	***106***	***7.9***	***4.1 J***	***30.6***	<3.1	<2.1	<0.0076	<2.1	<8.5	<53.9	<3.0	<3.5	<144	<24.1	<91.0	***166***	NT	NT
12430-MW03	08/13/2013	-	<1	<1	<1	<1	<1	<1	<0.020	<1	<1	<20	<10	<5	<100	<5	<20	<20	<10	NT
	03/30/2015	-	<0.13	<0.33	<0.33	<0.33	<0.40	<0.40	<0.020	<0.15	<0.20	<1.5	<0.25	<0.40	<19	<0.66	<2.3	<1.5	***9 J***	NT
	04/10/2017	DRY																		
	03/19/2018	-	<1.7	<1.6	<1.6	<5.0	<1.7	<2.0	<0.020	<1.8	<3.6	<32.1	<3.4	<1.7	<131	<7.3	<57.7	<76.8	NT	NT
	04/23/2019	-	<1.7	<2.0	<1.8	<5.0	<3.1	<2.1	<0.011	<2.1	<8.5	<53.9	<3.0	<3.5	<144	<24.1	<91.0	<65.6	NT	NT
	08/20/2020	-	<1.7	<2.0	<1.8	<5.0	<3.1	<2.1	<0.012	<2.1	<8.5	<53.9	<3.0	<3.5	<144	<24.1	<91.0	<65.6	NT	NT
	09/15/2021	-	<0.40	<0.40	<0.40	<0.40	<0.40	<0.40	<0.0050	<0.40	<0.40	<8.0	<0.42	<0.40	<52	<2.0	<8.0	<8.0	NT	NT
	10/11/2021	-	NT	NT	NT	NT	NT	NT	<0.0081	NT	NT	NT	NT	NT	NT	NT	NT	NT	NT	NT
	12/14/2022		<1.7	<2.0	<1.8	<5.0	<3.1	<2.1	<0.0082	<2.1	<8.5	<53.9	<3.0	<3.5	<144	<24.1	<91.0	<65.6	NT	NT
12430-MW04	03/30/2015	-	***41***	***31***	***6.7***	***63***	<0.40	<0.40	<0.020	<0.15	<0.20	<1.5	<0.25	***4.4***	<19	<0.66	<2.3	***5.1 J***	***6.4 J***	NT
	04/10/2017	DRY																		
	03/19/2018	-	***241***	***11.3***	<3.2	***346***	<3.4	<4.0	<0.020	<3.6	<7.2	<64.2	<6.8	***12.5***	<262	<14.6	<115	<154	NT	NT
	04/23/2019	-	***160***	***24.0***	<3.7	***224***	<6.2	<4.2	<0.011	<4.1	<16.9	<108	<6.1	***45.1***	<288	<48.2	***277***	<131	NT	NT
	08/20/2020	-	***13.7***	<2.0	<1.8	<5.0	<3.1	<2.1	<0.011	<2.1	<8.5	<53.9	<3.0	***5.7***	<144	<24.1	<91.0	<65.6	NT	NT
	09/16/2021	-	<0.40	<0.40	<0.40	<0.40	<0.40	<0.40	<0.0050	<0.40	<0.40	<8.0	<0.42	<0.40	<52	<2.0	<8.0	<8.0	NT	NT
	12/15/2022	-	***11.8***	<2.0	<1.8	<5.0	<3.1	<2.1	<0.0075	<2.1	<8.5	<53.9	<3.0	<3.5	<144	<24.1	<91.0	<65.6	NT	NT

		Free-Product Thickness (feet)	Benzene (µg/L)	Toluene (µg/L)	Ethylbenzene (µg/L)	Xylenes (µg/L)	MTBE (µg/L)	Naphthalene (µg/L)	EDB (µg/L)	1,2 DCA (µg/L)	ETBE (µg/L)	ETBA (µg/L)	TAME (µg/L)	DIPE (µg/L)	Ethanol (µg/L)	TBF (µg/L)	TBA (µg/L)	TAA (µg/L)	Lead (µg/L)	Dissolved Lead (µg/L)
		---	RBSL 5	RBSL 1,000	RBSL 700	RBSL 10,000	RBSL 40	RBSL 25	RBSL 0.05	RBSL 5	RBSL 47	RBSL NE	RBSL 128	RBSL 150	RBSL 10,000	RBSL NE	RBSL 1,400	RBSL 240	RBSL 15	RBSL 15
12430-MW04I	04/11/2017	-	***3.8 J***	***1.9 J***	<1.6	<2.7	<1.7	<2.0	<0.019	<1.8	<3.6	<32.1	<3.4	<1.7	<131	<7.3	<57.7	<76.8	<2.5	NT
	03/19/2018	-	<1.7	<1.6	<1.6	<5.0	<1.7	<2.0	<0.020	<1.8	<3.6	<32.1	<3.4	<1.7	<131	<7.3	<57.7	<76.8	NT	NT
	04/23/2019	-	<1.7	***3.2 J***	<1.8	<5.0	<3.1	<2.1	<0.011	<2.1	<8.5	<53.9	<3.0	<3.5	<144	<24.1	<91.0	<65.6	NT	NT
	08/20/2020	-	<1.7	<2.0	<1.8	<5.0	<3.1	<2.1	<0.011	<2.1	<8.5	<53.9	<3.0	<3.5	<144	<24.1	<91.0	<65.6	NT	NT
	09/16/2021	-	<0.40	<0.40	<0.40	<0.40	<0.40	<0.40	<0.0050	<0.40	<0.40	<8.0	<0.42	<0.40	<52	<2.0	<8.0	<8.0	NT	NT
	12/15/2022		<1.7	<2.0	<1.8	<5.0	<3.1	<2.1	<0.0078	<2.1	<8.5	<53.9	<3.0	<3.5	<144	<24.1	<91.0	<65.6	NT	NT
12430-MW05	03/31/2015	-	***0.22 J***	***0.70 J***	<0.33	<0.33	<0.40	<0.40	<0.019	<0.15	<0.20	<1.5	<0.25	<0.40	<19	<0.66	<2.3	<1.5	<4.7	NT
	04/11/2017	-	<1.7	<1.6	<1.6	<2.7	<1.7	<2.0	<0.020	<1.8	<3.6	<32.1	<3.4	<1.7	<131	<7.3	<57.7	<76.8	<2.5	NT
	03/12/2018	-	<1.7	<1.6	<1.6	<5.0	<1.7	<2.0	<0.019	<1.8	<3.6	<32.1	<3.4	<1.7	<131	<7.3	<57.7	<76.8	NT	NT
	04/22/2019	-	<1.7	<2.0	<1.8	<5.0	<3.1	<2.1	<0.011	<2.1	<8.5	<53.9	<3.0	<3.5	<144	<24.1	<91.0	<65.6	NT	NT
	08/19/2020	-	<1.7	<2.0	<1.8	<5.0	<3.1	<2.1	<0.011	<2.1	<8.5	<53.9	<3.0	<3.5	<144	<24.1	<91.0	<65.6	NT	NT
	09/15/2021	-	<0.40	<0.40	<0.40	<0.40	<0.40	<0.40	<0.0050	<0.40	<0.40	<8.0	<0.42	<0.40	<52	<2.0	<8.0	<8.0	NT	NT
	10/11/2021	-	NT	NT	NT	NT	NT	NT	<0.0080	NT	NT	NT	NT	NT	NT	NT	NT	NT	NT	NT
	12/14/2022		<1.7	<2.0	<1.8	***17.6***	<3.1	<2.1	<0.0076	<2.1	<8.5	<53.9	<3.0	<3.5	<144	<24.1	<91.0	<65.6	NT	NT
12430-MW06	03/31/2015	-	***0.18 J***	***0.73 J***	<0.33	<0.33	<0.40	<0.40	<0.020	<0.15	<0.20	<1.5	<0.25	<0.40	<19	<0.66	<2.3	<1.5	***14***	NT
	04/11/2017	-	<1.7	<1.6	<1.6	<2.7	<1.7	<2.0	<0.020	<1.8	<3.6	<32.1	<3.4	<1.7	<131	<7.3	<57.7	<76.8	**46.4**	NT
	03/12/2018	-	<1.7	<1.6	<1.6	<5.0	<1.7	<2.0	<0.020	<1.8	<3.6	<32.1	<3.4	<1.7	<131	<7.3	<57.7	<76.8	NT	<2.5
	04/22/2019	-	<1.7	<2.0	<1.8	<5.0	<3.1	<2.1	<0.012	<2.1	<8.5	<53.9	<3.0	<3.5	<144	<24.1	<91.0	<65.6	NT	NT
	08/19/2020	-	<1.7	<2.0	<1.8	<5.0	<3.1	<2.1	<0.011	<2.1	<8.5	<53.9	<3.0	<3.5	<144	<24.1	<91.0	<65.6	NT	NT
	09/15/2021	-	<0.40	<0.40	<0.40	<0.40	<0.40	<0.40	<0.0049	<0.40	<0.40	<8.0	<0.42	<0.40	<52	<2.0	<8.0	<8.0	NT	NT
	10/11/2021	-	NT	NT	NT	NT	NT	NT	<0.0079	NT	NT	NT	NT	NT	NT	NT	NT	NT	NT	NT
	12/14/2022	-	<1.7	<2.0	<1.8	<5.0	<3.1	<2.1	<0.0075	<2.1	<8.5	<53.9	<3.0	<3.5	<144	<24.1	<91.0	<65.6	NT	NT
12430-MW07	03/31/2015	-	<0.13	<0.33	<0.33	<0.33	<0.40	<0.40	<0.019	<0.15	<0.20	<1.5	<0.25	<0.40	<19	<0.66	<2.3	<1.5	***4.8 J***	NT
	04/10/2017		DRY																	
	03/19/2018	-	<1.7	<1.6	<1.6	<5.0	<1.7	<2.0	<0.020	<1.8	<3.6	<32.1	<3.4	<1.7	<131	<7.3	<57.7	<76.8	NT	NT
	04/22/2019	-	<1.7	<2.0	<1.8	<5.0	<3.1	<2.1	<0.011	<2.1	<8.5	<53.9	<3.0	<3.5	<144	<24.1	<91.0	<65.6	NT	NT
	08/20/2020	-	<1.7	<2.0	<1.8	<5.0	<3.1	<2.1	<0.011	<2.1	<8.5	<53.9	<3.0	<3.5	<144	<24.1	<91.0	<65.6	NT	NT
	09/15/2021	-	<0.40	<0.40	<0.40	<0.40	<0.40	<0.40	<0.0052	<0.40	<0.40	<8.0	<0.42	<0.40	<52	<2.0	<8.0	<8.0	NT	NT
	10/11/2021	-	NT	NT	NT	NT	NT	NT	<0.0082	NT	NT	NT	NT	NT	NT	NT	NT	NT	NT	NT
	12/15/2022	-	Well Obstructed @ 26.04																	
12430-MW08	03/30/2015	-	<0.13	<0.33	<0.33	<0.33	<0.40	<0.40	<0.020	<0.15	<0.20	<1.5	<0.25	<0.40	<19	<0.66	***26***	***14 J***	<4.7	NT
	04/11/2017	-	<1.7	<1.6	<1.6	<2.7	<1.7	<2.0	<0.020	<1.8	<3.6	<32.1	<3.4	<1.7	<131	<7.3	<57.7	<76.8	<2.5	NT
	03/19/2018	-	<1.7	<1.6	<1.6	<5.0	<1.7	<2.0	<0.020	<1.8	<3.6	<32.1	<3.4	<1.7	<131	<7.3	<57.7	<76.8	NT	NT
	04/22/2019	-	<1.7	<2.0	<1.8	<5.0	<3.1	<2.1	<0.011	<2.1	<8.5	<53.9	<3.0	<3.5	<144	<24.1	<91.0	<65.6	NT	NT
	08/20/2020	-	<1.7	<2.0	<1.8	<5.0	<3.1	<2.1	<0.011	<2.1	<8.5	<53.9	<3.0	<3.5	<144	<24.1	<91.0	<65.6	NT	NT
	09/15/2021	-	<0.40	<0.40	<0.40	<0.40	<0.40	<0.40	<0.0049	<0.40	<0.40	<8.0	<0.42	<0.40	<52	<2.0	<8.0	<8.0	NT	NT
	10/11/2021	-	NT	NT	NT	NT	NT	NT	<0.0080	NT	NT	NT	NT	NT	NT	NT	NT	NT	NT	NT
	12/15/2022	-	<1.7	<2.0	<1.8	<5.0	<3.1	<2.1	<0.0079	<2.1	<8.5	<53.9	<3.0	<3.5	<144	<24.1	<91.0	<65.6	NT	NT
12430-MW09	03/30/2015	-	<0.13	<0.33	<0.33	<0.33	<0.40	<0.40	<0.020	<0.15	<0.20	<1.5	<0.25	<0.40	<19	<0.66	<2.3	<1.5	<4.7	NT
	04/10/2017		DRY																	
	03/19/2018	-	<1.7	<1.6	<1.6	<5.0	<1.7	<2.0	<0.019	<1.8	<3.6	<32.1	<3.4	<1.7	<131	<7.3	<57.7	<76.8	NT	NT
	04/22/2019	-	<1.7	<2.0	<1.8	<5.0	<3.1	<2.1	<0.011	<2.1	<8.5	<53.9	<3.0	<3.5	<144	<24.1	<91.0	<65.6	NT	NT
	08/20/2020	-	<1.7	<2.0	<1.8	<5.0	<3.1	<2.1	<0.011	<2.1	<8.5	<53.9	<3.0	<3.5	<144	<24.1	<91.0	<65.6	NT	NT
	09/15/2021	-	<0.40	<0.40	<0.40	<0.40	<0.40	<0.40	<0.0050	<0.40	<0.40	<8.0	<0.42	<0.40	<52	<2.0	<8.0	<8.0	NT	NT
	10/11/2021	-	NT	NT	NT	NT	NT	NT	<0.0081	NT	NT	NT	NT	NT	NT	NT	NT	NT	NT	NT
	12/15/2022		<1.7	<2.0	<1.8	<5.0	<3.1	<2.1	<0.0084	<2.1	<8.5	<53.9	<3.0	<3.5	<144	<24.1	<91.0	<65.6	NT	NT

		Free-Product Thickness (feet)	Benzene (µg/L)	Toluene (µg/L)	Ethylbenzene (µg/L)	Xylenes (µg/L)	MTBE (µg/L)	Naphthalene (µg/L)	EDB (µg/L)	1,2 DCA (µg/L)	ETBE (µg/L)	ETBA (µg/L)	TAME (µg/L)	DIPE (µg/L)	Ethanol (µg/L)	TBF (µg/L)	TBA (µg/L)	TAA (µg/L)	Lead (µg/L)	Dissolved Lead (µg/L)
		---	RBSL 5	RBSL 1,000	RBSL 700	RBSL 10,000	RBSL 40	RBSL 25	RBSL 0.05	RBSL 5	RBSL 47	RBSL NE	RBSL 128	RBSL 150	RBSL 10,000	RBSL NE	RBSL 1,400	RBSL 240	RBSL 15	RBSL 15
12430-MW10	03/30/2015	-	<0.13	<0.33	<0.33	<0.33	<0.40	<0.40	<0.0049	<0.15	<0.20	<1.5	<0.25	<0.40	<19	<0.66	***3.6 J***	<1.5	<4.7	NT
	04/10/2017	-	<1.7	<1.6	<1.6	<2.7	<1.7	<2.0	<0.020	<1.8	<3.6	<32.1	<3.4	<1.7	<131	<7.3	<57.7	<76.8	***286***	NT
	03/12/2018	NOT SAMPLED - CAR PARKED ABOVE MONITORING WELL																		
	04/22/2019	-	<1.7	<2.0	<1.8	<5.0	<3.1	<2.1	<0.011	<2.1	<8.5	<53.9	<3.0	<3.5	<144	<24.1	<91.0	<65.6	NT	NT
	08/20/2020	-	<1.7	<2.0	<1.8	<5.0	<3.1	<2.1	<0.011	<2.1	<8.5	<53.9	<3.0	<3.5	<144	<24.1	<91.0	<65.6	NT	NT
	09/15/2021	-	<0.40	<0.40	<0.40	<0.40	<0.40	<0.40	<0.0049	<0.40	<0.40	<8.0	<0.42	<0.40	<52	<2.0	<8.0	<8.0	NT	NT
	10/11/2021	-	NT	NT	NT	NT	NT	NT	<0.0080	NT	NT	NT	NT	NT	NT	NT	NT	NT	NT	NT
	12/15/2022	-	<1.7	<2.0	<1.8	<5.0	<3.1	<2.1	<0.0074	<2.1	<8.5	<53.9	<3.0	<3.5	<144	<24.1	<91.0	<65.6	NT	NT
12430-MW11	03/30/2015	-	<0.13	<0.33	<0.33	<0.33	<0.40	<0.40	<0.020	<0.15	<0.20	<1.5	<0.25	<0.40	<19	<0.66	<2.3	<1.5	***6.7 J***	NT
	04/10/2017	-	<1.7	<1.6	<1.6	<2.7	<1.7	***2.3 J***	<0.020	<1.8	<3.6	<32.1	<3.4	<1.7	<131	<7.3	<57.7	***77.5 J***	***68.4***	NT
	03/12/2018	-	<1.7	<1.6	<1.6	<5.0	<1.7	<2.0	<0.019	<1.8	<3.6	<32.1	<3.4	<1.7	<131	<7.3	<57.7	<76.8	NT	<2.5
	04/22/2019	-	<1.7	<2.0	<1.8	<5.0	<3.1	<2.1	<0.011	<2.1	<8.5	<53.9	<3.0	<3.5	<144	<24.1	<91.0	<65.6	NT	NT
	08/20/2020	-	<1.7	<2.0	<1.8	<5.0	<3.1	<2.1	<0.011	<2.1	<8.5	<53.9	<3.0	<3.5	<144	<24.1	<91.0	<65.6	NT	NT
	09/15/2021	-	<0.40	<0.40	<0.40	<0.40	<0.40	<0.40	<0.0050	<0.40	<0.40	<8.0	<0.42	<0.40	<52	<2.0	<8.0	<8.0	NT	NT
	10/11/2021	-	NT	NT	NT	NT	NT	NT	<0.0079	NT	NT	NT	NT	NT	NT	NT	NT	NT	NT	NT
	12/15/2022		<1.7	<2.0	<1.8	<5.0	<3.1	<2.1	<0.0075	<2.1	<8.5	<53.9	<3.0	<3.5	<144	<24.1	<91.0	<65.6	NT	NT
12430-MW12	04/15/2017	-	***2050***	***3930***	***422***	***1580***	<34.0	<40.0	<0.019	<36.0	<72.0	<642	<68.0	<34.0	<2620	<146	<1150	***3010***	<2.5	NT
	03/19/2018	-	***1930***	***2840***	***383***	***1380***	<42.5	<50.0	<0.020	<45.0	<90.0	<802	<85.0	<42.5	<3280	<182	<1440	***3490***	NT	NT
	04/23/2019	-	***1820***	***3130***	***410***	***1600***	<62.0	<41.8	<0.011	<41.2	<169	<1080	<60.8	<69.8	<2880	<482	<1820	***4450***	NT	NT
	08/22/2020	-	***3440***	***9080***	***1270***	***5860***	<155	***110 J***	<0.011	<103	<423	<2700	<152	<174	<7200	<1200	<4550	***6780***	NT	NT
			3730	***8780***	***1200***	***5560***	<155	***105 J***	<0.011	<103	<423	<2700	<152	<174	<7200	<1200	<4550	***7980***	NT	NT
	09/16/2021	-	***3600***	***8900***	***1200***	***5900***	<40	***200***	<0.50	<40	<40	<800	<42	***49***	<5200	<200	<800	***7800***	NT	NT
			3400	***8300***	***1200***	***5700***	<40	***210***	<0.28	<40	<40	<800	<42	***50***	<5200	<200	<800	***8600***	NT	NT
	10/11/2021	-	NT	NT	NT	NT	NT	NT	<0.0091	NT	NT	NT	NT	NT	NT	NT	NT	NT	NT	NT
			NT	NT	NT	NT	NT	NT	<0.0089	NT	NT	NT	NT	NT	NT	NT	NT	NT	NT	NT
	12/15/2022	-	***547***	***1470***	***224***	***1140***	<31.0	***47.3 J***	<0.0076	<20.6	<84.6	<539	<30.4	<34.9	<1440	<241	<910	***3350***	NT	NT
			547	***1390***	***211***	***1050***	<31.0	***54.8***	<0.0074	<20.6	<84.6	<539	<30.4	<34.9	<1440	<241	<910	***3160***	NT	NT
12430-MW121	04/15/2017	-	***2700***	***6210***	***576***	***2740***	<68.0	<80.0	<0.020	<72.0	<144	<1280	<136	<68.0	<5240	<292	<2310	***3680 J***	<2.5	NT
	03/19/2018	-	***1440***	***2880***	***231***	***1570***	<34.0	***41.8 J***	<0.020	<36.0	<72.0	<642	<68.0	<34.0	<2620	<146	<1150	***3830***	NT	NT
	04/23/2019	-	***2460***	***3070***	***338***	***1770***	<62.0	***71.1 J***	<0.012	<41.2	<169	<1080	<60.8	***121***	<2880	<482	<1820	***4640***	NT	NT
	08/22/2020	-	***1820***	***5530***	***871***	***3910***	<155	***109 J***	<0.011	<103	<423	<2700	<152	<174	<7200	<1200	<4550	<3280	NT	NT
	09/16/2021	-	***820***	<1200	***470***	***1500***	<8.0	***81***	<0.0050	<8.0	<8.0	<160	<8.4	***32***	<1000	<40	<160	***970***	NT	NT
	12/15/2022	-	<1.7	<2.0	<1.8	<5.0	<3.1	<2.1	<0.0074	<2.1	<8.5	<53.9	<3.0	<3.5	<144	<24.1	<91.0	<65.6	NT	NT
12430-MW14	04/11/2017	-	***746***	***748***	***80.5***	***476***	<8.5	<10.0	<0.020	<9.0	<18.0	<160	<17.0	<8.5	***795 J***	<36.5	<288	***2050***	***3.1 J***	NT
			764	***749***	***79.6***	***462***	<8.5	<10.0	<0.020	<9.0	<18.0	<160	<17.0	<8.5	<655	<36.5	<288	***2220***	***10.6***	NT
	03/12/2018	-	***526***	***535***	***59.1***	***374***	<8.5	<10.0	<0.020	<9.0	<18.0	<160	<17.0	<8.5	<655	<36.5	<288	<384	NT	NT
			520	***522***	***57.4***	***358***	<8.5	<10.0	<0.020	<9.0	<18.0	<160	<17.0	<8.5	<655	<36.5	<288	***1070***	NT	NT
	04/22/2019	-	***575***	***300***	***56.1***	***614***	<12.4	<8.4	<0.011	<8.2	<33.8	<216	<12.2	<14.0	<576	<96.4	<364	***3150***	NT	NT
	08/19/2020	-	***278***	***49.5***	***31.4***	***181***	<6.2	<4.2	<0.011	<4.1	<16.9	<108	<6.1	<7.0	<288	<48.2	<182	***1870***	NT	NT
	09/15/2021	-	***180***	***17***	***3.5***	***98***	<0.40	<0.40	<0.050	<0.40	<0.40	<8.0	<0.42	***1.7***	<52	<2.0	***63***	***1000***	NT	NT
	10/11/2021	-	NT	NT	NT	NT	NT	NT	<0.0077	NT	NT	NT	NT	NT	NT	NT	NT	NT	NT	NT
	12/14/2022	-	***90.7***	***8.2***	<1.8	***48.8***	<3.1	<2.1	<0.0075	<2.1	<8.5	<53.9	<3.0	<3.5	<144	<24.1	<91.0	***654***	NT	NT

		Free-Product Thickness (feet)	Benzene (µg/L)	Toluene (µg/L)	Ethylbenzene (µg/L)	Xylenes (µg/L)	MTBE (µg/L)	Naphthalene (µg/L)	EDB (µg/L)	1,2 DCA (µg/L)	ETBE (µg/L)	ETBA (µg/L)	TAME (µg/L)	DIPE (µg/L)	Ethanol (µg/L)	TBF (µg/L)	TBA (µg/L)	TAA (µg/L)	Lead (µg/L)	Dissolved Lead (µg/L)
		---	RBSL 5	RBSL 1,000	RBSL 700	RBSL 10,000	RBSL 40	RBSL 25	RBSL 0.05	RBSL 5	RBSL 47	RBSL NE	RBSL 128	RBSL 150	RBSL 10,000	RBSL NE	RBSL 1,400	RBSL 240	RBSL 15	RBSL 15
12430-MW14I	04/11/2017	-	***33.4***	***16.0***	***2.6 J***	***15.0***	<1.7	<2.0	<0.020	<1.8	<3.6	<32.1	<3.4	<1.7	<131	<7.3	<57.7	***111***	<2.5	NT
	03/12/2018	-	***3.4 J***	<1.6	<1.6	<5.0	<1.7	<2.0	<0.019	<1.8	<3.6	<32.1	<3.4	<1.7	<131	<7.3	<57.7	<76.8	NT	NT
	04/22/2019	-	<1.7	<2.0	<1.8	<5.0	<3.1	<2.1	<0.011	<2.1	<8.5	<53.9	<3.0	<3.5	<144	<24.1	<91.0	<65.6	NT	NT
	08/19/2020	-	<1.7	<2.0	<1.8	<5.0	<3.1	<2.1	<0.011	<2.1	<8.5	<53.9	<3.0	<3.5	<144	<24.1	<91.0	<65.6	NT	NT
	09/15/2021	-	<0.40	<0.40	<0.40	<0.40	<0.40	<0.40	<0.0050	<0.40	<0.40	<8.0	<0.42	<0.40	<52	<2.0	<8.0	<8.0	NT	NT
	10/11/2021	-	NT	NT	NT	NT	NT	NT	<0.0080	NT	NT	NT	NT	NT	NT	NT	NT	NT	NT	NT
	12/14/2022	-	<1.7	<2.0	<1.8	<5.0	<3.1	<2.1	<0.0074	<2.1	<8.5	<53.9	<3.0	<3.5	<144	<24.1	<91.0	<65.6	NT	NT
12430-MW15	04/11/2017	-	<1.7	<1.6	<1.6	<2.7	<1.7	<2.0	<0.020	<1.8	<3.6	<32.1	<3.4	<1.7	<131	<7.3	<57.7	<76.8	<2.5	NT
	03/12/2018	-	<1.7	<1.6	<1.6	<5.0	<1.7	<2.0	<0.020	<1.8	<3.6	<32.1	<3.4	<1.7	<131	<7.3	<57.7	<76.8	NT	NT
	04/22/2019	-	<1.7	<2.0	<1.8	<5.0	<3.1	<2.1	<0.011	<2.1	<8.5	<53.9	<3.0	<3.5	<144	<24.1	<91.0	<65.6	NT	NT
	08/19/2020	-	<1.7	<2.0	<1.8	<5.0	<3.1	<2.1	<0.012	<2.1	<8.5	<53.9	<3.0	<3.5	<144	<24.1	<91.0	<65.6	NT	NT
	09/15/2021	-	<0.40	<0.40	<0.40	<0.40	<0.40	<0.40	<0.0049	<0.40	<0.40	<8.0	<0.42	<0.40	<52	<2.0	<8.0	<8.0	NT	NT
	10/11/2021	-	NT	NT	NT	NT	NT	NT	<0.0080	NT	NT	NT	NT	NT	NT	NT	NT	NT	NT	NT
	12/14/2022	-	<1.7	<2.0	<1.8	<5.0	<3.1	<2.1	<0.0075	<2.1	<8.5	<53.9	<3.0	<3.5	<144	<24.1	<91.0	<65.6	NT	NT
12430-MW15I	04/11/2017	-	<1.7	<1.6	<1.6	<2.7	<1.7	<2.0	<0.020	<1.8	<3.6	<32.1	<3.4	<1.7	<131	<7.3	<57.7	<76.8	<2.5	NT
	03/12/2018	-	<1.7	<1.6	<1.6	<5.0	<1.7	<2.0	<0.020	<1.8	<3.6	<32.1	<3.4	<1.7	<131	<7.3	<57.7	<76.8	NT	NT
	04/22/2019	-	<1.7	<2.0	<1.8	<5.0	<3.1	<2.1	<0.011	<2.1	<8.5	<53.9	<3.0	<3.5	<144	<24.1	<91.0	<65.6	NT	NT
	08/19/2020	-	<1.7	<2.0	<1.8	<5.0	<3.1	<2.1	<0.011	<2.1	<8.5	<53.9	<3.0	<3.5	<144	<24.1	<91.0	<65.6	NT	NT
	09/15/2021	-	<0.40	<0.40	<0.40	<0.40	<0.40	<0.40	<0.0050	<0.40	<0.40	<8.0	<0.42	<0.40	<52	<2.0	<8.0	<8.0	NT	NT
	10/11/2021	-	NT	NT	NT	NT	NT	NT	<0.0082	NT	NT	NT	NT	NT	NT	NT	NT	NT	NT	NT
	12/14/2022	-	<1.7	<2.0	<1.8	<5.0	<3.1	<2.1	<0.0074	<2.1	<8.5	<53.9	<3.0	<3.5	<144	<24.1	<91.0	<65.6	NT	NT
12430-MW16	04/11/2017	-	<1.7	<1.6	<1.6	<2.7	<1.7	<2.0	<0.020	<1.8	<3.6	<32.1	<3.4	<1.7	<131	<7.3	<57.7	<76.8	***2.8 J***	NT
	03/12/2018	-	<1.7	<1.6	<1.6	<5.0	<1.7	<2.0	<0.019	<1.8	<3.6	<32.1	<3.4	<1.7	<131	<7.3	<57.7	<76.8	NT	NT
	04/22/2019	-	<1.7	<2.0	<1.8	<5.0	<3.1	<2.1	<0.011	<2.1	<8.5	<53.9	<3.0	<3.5	<144	<24.1	<91.0	<65.6	NT	NT
	08/19/2020	-	<1.7	<2.0	<1.8	<5.0	<3.1	<2.1	<0.011	<2.1	<8.5	<53.9	<3.0	<3.5	<144	<24.1	<91.0	<65.6	NT	NT
	09/15/2021	-	<0.40	<0.40	<0.40	<0.40	<0.40	<0.40	<0.0050	<0.40	<0.40	<8.0	<0.42	<0.40	<52	<2.0	<8.0	<8.0	NT	NT
	10/11/2021	-	NT	NT	NT	NT	NT	NT	<0.0081	NT	NT	NT	NT	NT	NT	NT	NT	NT	NT	NT
	12/14/2022	-	<1.7	<2.0	<1.8	<5.0	<3.1	<2.1	<0.0075	<2.1	<8.5	<53.9	<3.0	<3.5	<144	<24.1	<91.0	<65.6	NT	NT
12430-MW16I	04/11/2017	-	<1.7	<1.6	<1.6	<2.7	<1.7	<2.0	<0.020	<1.8	<3.6	<32.1	<3.4	<1.7	<131	<7.3	<57.7	<76.8	<2.5	NT
	03/12/2018	-	<1.7	<1.6	<1.6	<5.0	<1.7	<2.0	<0.019	<1.8	<3.6	<32.1	<3.4	<1.7	<131	<7.3	<57.7	<76.8	NT	NT
	04/22/2019	-	<1.7	<2.0	<1.8	<5.0	<3.1	<2.1	<0.011	<2.1	<8.5	<53.9	<3.0	<3.5	<144	<24.1	<91.0	<65.6	NT	NT
	08/19/2020	-	<1.7	<2.0	<1.8	<5.0	<3.1	<2.1	<0.011	<2.1	<8.5	<53.9	<3.0	<3.5	<144	<24.1	<91.0	<65.6	NT	NT
	09/15/2021	-	<0.40	<0.40	<0.40	<0.40	<0.40	<0.40	<0.0050	<0.40	<0.40	<8.0	<0.42	<0.40	<52	<2.0	<8.0	<8.0	NT	NT
	10/11/2021	-	NT	NT	NT	NT	NT	NT	<0.0080	NT	NT	NT	NT	NT	NT	NT	NT	NT	NT	NT
	12/14/2022	-	<1.7	<2.0	<1.8	<5.0	<3.1	<2.1	<0.0075	<2.1	<8.5	<53.9	<3.0	<3.5	<144	<24.1	<91.0	<65.6	NT	NT
12430-MW17	04/10/2017	-	<1.7	<1.6	<1.6	<2.7	<1.7	<2.0	<0.020	<1.8	<3.6	<32.1	<3.4	<1.7	<131	<7.3	<57.7	<76.8	<2.5	NT
	03/19/2018	-	<1.7	<1.6	<1.6	<5.0	<1.7	<2.0	<0.020	<1.8	<3.6	<32.1	<3.4	<1.7	<131	<7.3	<57.7	<76.8	NT	NT
	04/22/2019	-	<1.7	<2.0	<1.8	<5.0	<3.1	<2.1	<0.011	<2.1	<8.5	<53.9	<3.0	<3.5	<144	<24.1	<91.0	<65.6	NT	NT
	08/19/2020	-	<1.7	<2.0	<1.8	<5.0	<3.1	<2.1	<0.011	<2.1	<8.5	<53.9	<3.0	<3.5	<144	<24.1	<91.0	<65.6	NT	NT
	09/15/2021	-	<0.40	<0.40	<0.40	<0.40	<0.40	<0.40	<0.0050	<0.40	<0.40	<8.0	<0.42	<0.40	<52	<2.0	<8.0	<8.0	NT	NT
	10/11/2021	-	NT	NT	NT	NT	NT	NT	<0.0082	NT	NT	NT	NT	NT	NT	NT	NT	NT	NT	NT
	12/15/2022	-	<1.7	<2.0	<1.8	<5.0	<3.1	<2.1	<0.0075	<2.1	<8.5	<53.9	<3.0	<3.5	<144	<24.1	<91.0	<65.6	NT	NT

		Free-Product Thickness (feet)	Benzene (µg/L)	Toluene (µg/L)	Ethylbenzene (µg/L)	Xylenes (µg/L)	MTBE (µg/L)	Naphthalene (µg/L)	EDB (µg/L)	1,2 DCA (µg/L)	ETBE (µg/L)	ETBA (µg/L)	TAME (µg/L)	DIPE (µg/L)	Ethanol (µg/L)	TBF (µg/L)	TBA (µg/L)	TAA (µg/L)	Lead (µg/L)	Dissolved Lead (µg/L)
		---	RBSL 5	RBSL 1,000	RBSL 700	RBSL 10,000	RBSL 40	RBSL 25	RBSL 0.05	RBSL 5	RBSL 47	RBSL NE	RBSL 128	RBSL 150	RBSL 10,000	RBSL NE	RBSL 1,400	RBSL 240	RBSL 15	RBSL 15
12430-MW17I	04/10/2017	-	<1.7	<1.6	<1.6	<2.7	<1.7	<2.0	<0.020	<1.8	<3.6	<32.1	<3.4	<1.7	<131	<7.3	<57.7	<76.8	<2.5	NT
	03/19/2018	-	<1.7	<1.6	<1.6	<5.0	<1.7	<2.0	<0.020	<1.8	<3.6	<32.1	<3.4	<1.7	<131	<7.3	<57.7	<76.8	NT	NT
	04/22/2019	-	<1.7	<2.0	<1.8	<5.0	<3.1	<2.1	<0.011	<2.1	<8.5	<53.9	<3.0	<3.5	<144	<24.1	<91.0	<65.6	NT	NT
	08/19/2020	-	<1.7	<2.0	<1.8	<5.0	<3.1	<2.1	<0.012	<2.1	<8.5	<53.9	<3.0	<3.5	<144	<24.1	<91.0	<65.6	NT	NT
	09/15/2021	-	<0.40	<0.40	<0.40	<0.40	<0.40	<0.40	<0.0049	<0.40	<0.40	<8.0	<0.42	<0.40	<52	<2.0	<8.0	<8.0	NT	NT
	10/11/2021	-	NT	NT	NT	NT	NT	NT	<0.0079	NT	NT	NT	NT	NT	NT	NT	NT	NT	NT	NT
	12/15/2022	-	<1.7	<2.0	<1.8	<5.0	<3.1	<2.1	<0.0074	<2.1	<8.5	<53.9	<3.0	<3.5	<144	<24.1	<91.0	<65.6	NT	NT
12430-MW18	04/11/2017	-	<1.7	<1.6	<1.6	<2.7	<1.7	<2.0	<0.019	<1.8	<3.6	<32.1	<3.4	<1.7	<131	<7.3	<57.7	<76.8	<2.5	NT
	03/12/2018	-	<1.7	<1.6	<1.6	<5.0	<1.7	<2.0	<0.020	<1.8	<3.6	<32.1	<3.4	<1.7	<131	<7.3	<57.7	<76.8	NT	NT
	04/22/2019	NOT LOCATED																		
	08/20/2020	NOT LOCATED																		
	09/15/2021	NOT LOCATED																		
	12/15/2022	NOT LOCATED																		
12430-MW18I	03/12/2018	-	<1.7	<1.6	<1.6	<5.0	<1.7	<2.0	<0.020	<1.8	<3.6	<32.1	<3.4	<1.7	<131	<7.3	<57.7	<76.8	NT	NT
	04/22/2019	NOT LOCATED																		
	08/20/2020	NOT LOCATED																		
	09/15/2021	NOT LOCATED																		
	12/15/2022	NOT LOCATED																		
12430-MW19	04/10/2017	-	<1.7	<1.6	<1.6	<2.7	<1.7	<2.0	<0.020	<1.8	<3.6	<32.1	<3.4	<1.7	<131	<7.3	<57.7	<76.8	<2.5	NT
	03/19/2018	-	<1.7	<1.6	<1.6	<5.0	<1.7	<2.0	<0.019	<1.8	<3.6	<32.1	<3.4	<1.7	<131	<7.3	<57.7	<76.8	NT	NT
	04/23/2019	-	<1.7	<2.0	<1.8	<5.0	<3.1	<2.1	<0.011	<2.1	<8.5	<53.9	<3.0	<3.5	<144	<24.1	<91.0	<65.6	NT	NT
	08/20/2020	-	<1.7	<2.0	<1.8	<5.0	<3.1	<2.1	<0.011	<2.1	<8.5	<53.9	<3.0	<3.5	<144	<24.1	<91.0	<65.6	NT	NT
	09/15/2021	-	<0.40	<0.40	<0.40	<0.40	<0.40	<0.40	<0.0049	<0.40	<0.40	<8.0	<0.42	<0.40	<52	<2.0	<8.0	<8.0	NT	NT
	10/11/2021	-	NT	NT	NT	NT	NT	NT	<0.0079	NT	NT	NT	NT	NT	NT	NT	NT	NT	NT	NT
	12/14/2022	-	<1.7	<2.0	<1.8	<5.0	<3.1	<2.1	<0.0076	<2.1	<8.5	<53.9	<3.0	<3.5	<144	<24.1	<91.0	<65.6	NT	NT
12430-MW19I	04/10/2017	-	<1.7	<1.6	<1.6	<2.7	<1.7	<2.0	<0.020	<1.8	<3.6	<32.1	<3.4	<1.7	<131	<7.3	<57.7	<76.8	<2.5	NT
	03/19/2018	-	<1.7	<1.6	<1.6	<5.0	<1.7	<2.0	<0.019	<1.8	<3.6	<32.1	<3.4	<1.7	<131	<7.3	<57.7	<76.8	NT	NT
	04/23/2019	-	<1.7	<2.0	<1.8	<5.0	3.2 J	<2.1	<0.011	<2.1	<8.5	<53.9	<3.0	<3.5	<144	<24.1	<91.0	<65.6	NT	NT
	08/20/2020	-	<1.7	<2.0	<1.8	<5.0	<3.1	<2.1	<0.011	<2.1	<8.5	<53.9	<3.0	<3.5	<144	<24.1	<91.0	<65.6	NT	NT
	09/15/2021	-	<0.40	<0.40	<0.40	<0.40	***0.65***	<0.40	<0.0049	<0.40	<0.40	<8.0	<0.42	***1.6***	<52	<2.0	<8.0	<8.0	NT	NT
	10/11/2021	-	NT	NT	NT	NT	NT	NT	<0.0080	NT	NT	NT	NT	NT	NT	NT	NT	NT	NT	NT
	12/14/2022	-	<1.7	<2.0	<1.8	<5.0	***3.4 J***	<2.1	<0.0073	<2.1	<8.5	<53.9	<3.0	<3.5	<144	<24.1	<91.0	<65.6	NT	NT
12430-MW20	04/10/2017	-	***341***	***286***	***26.1***	***119***	<4.2	<5.0	<0.020	<4.5	<9.0	<80.2	<8.5	***39.3***	<328	<18.2	<144	***1010***	<2.5	NT
	03/19/2018	-	***1620***	***1100***	***68.0***	***707***	<21.2	<25.0	***0.062***	<22.5	<45.0	<401	<42.5	***73.7***	<1640	<91.2	<721	***3740***	NT	NT
	04/23/2019	-	***1830***	***63.3***	***231***	***395***	<38.8	<26.1	<0.011	<25.8	<106	<674	<38.0	***170***	<1800	<301	<1140	***7910***	NT	NT
			1610	***62.6***	***209***	***372***	<38.8	***26.6 J***	<0.011	<25.8	<106	<674	<38.0	***157***	<1800	<301	<1140	***8490***	NT	NT
	08/20/2020	-	***1140***	***234***	***232***	***153***	***40.8 J***	***22.4 J***	<0.011	<20.6	<84.6	<539	<30.4	***221***	<1440	<241	<910	***10900***	NT	NT
	09/15/2021	-	***520***	***280***	***160***	***110***	***32***	***20***	<0.0049	<8.0	<2.0	<40	2.4	***210***	<260	<10	***530***	***11000***	NT	NT
	Dup A		***350***	***160***	***130***	***68***	***31***	***20***	<0.053	<8.0	<2.0	<40	<2.1	***220***	<260	<10	***480***	***11000***	NT	NT
	10/11/2021	-	NT	NT	NT	NT	NT	NT	<0.0084	NT	NT	NT	NT	NT	NT	NT	NT	NT	NT	NT
	Dup A	-	NT	NT	NT	NT	NT	NT	<0.0079	NT	NT	NT	NT	NT	NT	NT	NT	NT	NT	NT
	12/14/2022	-	***408***	***55.1***	***165***	***40.6***	***34.5***	***14.4 J***	<0.0075	<8.2	<33.8	<216	<12.2	***209***	<576	<96.4	***599***	***11800***	NT	NT

		Free-Product Thickness (feet)	Benzene (µg/L)	Toluene (µg/L)	Ethylbenzene (µg/L)	Xylenes (µg/L)	MTBE (µg/L)	Naphthalene (µg/L)	EDB (µg/L)	1,2 DCA (µg/L)	ETBE (µg/L)	ETBA (µg/L)	TAME (µg/L)	DIPE (µg/L)	Ethanol (µg/L)	TBF (µg/L)	TBA (µg/L)	TAA (µg/L)	Lead (µg/L)	Dissolved Lead (µg/L)
		---	RBSL 5	RBSL 1,000	RBSL 700	RBSL 10,000	RBSL 40	RBSL 25	RBSL 0.05	RBSL 5	RBSL 47	RBSL NE	RBSL 128	RBSL 150	RBSL 10,000	RBSL NE	RBSL 1,400	RBSL 240	RBSL 15	RBSL 15
12430-MW21	04/15/2017	-	***5520***	***1620***	***675***	***5700***	***1240***	***285***	***0.42***	<72.0	<144	<1280	<136	***585***	<5240	<292	<2310	***4390***	<2.5	NT
	03/19/2018	-	***3230***	***487***	***197***	***3660***	***732***	***404***	***0.16***	<36.0	<72.0	<642	<68.0	***329***	<2620	<146	<1150	***4530***	NT	NT
	04/23/2019	-	***3540***	***779***	***230***	***2070***	***560***	***288***	<0.011	<51.5	<212	<1350	<76.0	***264***	<3600	<602	<2280	***5590***	NT	NT
	08/22/2020	-	***3860***	***5310***	***2150***	***9260***	***817***	***690***	<0.011	<103	<423	<2700	<152	***208 J***	<7200	<1200	<4550	***11500***	NT	NT
	09/16/2021	-	***4400***	***9000***	***2400***	***11000***	***1100***	***730***	***2.2***	<40	<40	<800	***82***	***310***	<5200	<200	***1100***	***12000***	NT	NT
	12/15/2022	***0.03***	NS	NS	NS	NS	NS	NS	NS	NS	NS	NS	NS	NS	NS	NS	NS	NS	NS	NS
12430-MW22	04/15/2017	-	<1.7	<1.6	<1.6	<2.7	<1.7	<2.0	<0.020	<1.8	<3.6	<32.1	<3.4	<1.7	<131	<7.3	<57.7	<76.8	<2.5	NT
	03/19/2018	-	<1.7	<1.6	<1.6	<5.0	<1.7	<2.0	<0.019	<1.8	<3.6	<32.1	<3.4	<1.7	<131	<7.3	<57.7	<76.8	NT	NT
	04/23/2019	-	<1.7	<2.0	<1.8	<5.0	<3.1	<2.1	***0.074***	<2.1	<8.5	<53.9	<3.0	<3.5	<144	<24.1	<91.0	<65.6	NT	NT
	08/22/2020	-	***4.6 J***	<2.0	<1.8	<5.0	<3.1	<2.1	<0.011	<2.1	<8.5	<53.9	<3.0	<3.5	<144	<24.1	<91.0	<65.6	NT	NT
	09/16/2021	-	***7.6***	<0.40	<0.40	***0.93***	<0.40	<0.40	<0.0050	<0.40	<0.40	<8.0	<0.42	<0.40	<52	<2.0	<8.0	<8.0	NT	NT
	12/15/2022	-	<1.7	<2.0	<1.8	<5.0	<3.1	<2.1	<0.0076	<2.1	<8.5	<53.9	<3.0	<3.5	<144	<24.1	<91.0	<65.6	NT	NT
12430-MW22I	04/15/2017	-	<1.7	<1.6	<1.6	<2.7	<1.7	<2.0	<0.020	<1.8	<3.6	<32.1	<3.4	<1.7	<131	<7.3	<57.7	<76.8	<2.5	NT
	03/19/2018	-	<1.7	<1.6	<1.6	<5.0	<1.7	<2.0	<0.020	<1.8	<3.6	<32.1	<3.4	<1.7	<131	<7.3	<57.7	<76.8	NT	NT
	04/23/2019	-	***37.6***	<2.0	<1.8	<5.0	<3.1	<2.1	<0.011	<2.1	<8.5	<53.9	<3.0	<3.5	<144	<24.1	<91.0	***79.8 J***	NT	NT
	08/22/2020	-	<1.7	<2.0	<1.8	<5.0	<3.1	<2.1	<0.011	<2.1	<8.5	<53.9	<3.0	<3.5	<144	<24.1	<91.0	<65.6	NT	NT
	09/16/2021	-	<0.40	<0.40	<0.40	<0.40	<0.40	<0.40	<0.0048	<0.40	<0.40	<8.0	<0.42	<0.40	<52	<2.0	<8.0	<8.0	NT	NT
	12/15/2022	-	<1.7	<2.0	<1.8	<5.0	<3.1	<2.1	<0.0075	<2.1	<8.5	<53.9	<3.0	<3.5	<144	<24.1	<91.0	<65.6	NT	NT
12430-MW23	04/10/2017	-	***1400***	<20.0	<20.0	<33.8	***47.4 J***	***72.4***	<0.020	<22.5	<45.0	<401	<42.5	***44.7 J***	<1640	<91.2	<721	***1030 J***	<2.5	NT
	03/19/2018	-	***381***	<6.4	<6.4	<20.0	***45.6***	***9.6 J***	<0.020	***8.8 J***	<14.4	<128	<13.6	***26.0***	<524	<29.2	<231	***909***	NT	NT
	04/23/2019	-	***2.8 J***	<2.0	<1.8	<5.0	***5.7***	<2.1	***0.12***	***3.0 J***	<8.5	<53.9	<3.0	***4.5 J***	<144	<24.1	<91.0	***72.8 J***	NT	NT
	08/20/2020	-	<1.7	<2.0	<1.8	<5.0	<3.1	<2.1	<0.012	<2.1	<8.5	<53.9	<3.0	<3.5	<144	<24.1	<91.0	<65.6	NT	NT
	09/15/2021	-	<0.40	<0.40	<0.40	<0.40	<0.40	<0.40	<0.0050	<0.40	<0.40	<8.0	<0.42	<0.40	<52	<2.0	<8.0	<8.0	NT	NT
	10/11/2021	-	NT	NT	NT	NT	NT	NT	<0.0081	NT	NT	NT	NT	NT	NT	NT	NT	NT	NT	NT
	12/14/2022		<1.7	<2.0	<1.8	<5.0	***9.4***	<2.1	<0.0077	<2.1	<8.5	<53.9	<3.0	***9.6***	<144	<24.1	<91.0	***302***	NT	NT
12430-MW23I	10/03/2017	-	***115***	***4.9 J***	***3.1 J***	<5.0	***9.3***	***3.3 J***	<0.019	<1.8	<3.6	<32.1	<3.4	***16.3***	<131	<7.3	<57.7	***202***	<2.5	NT
			105	***4.5 J***	***2.9 J***	<5.0	***8.4***	***3.3 J***	<0.020	<1.8	<3.6	<32.1	<3.4	***14.8***	<131	<7.3	<57.7	***199***	<2.5	NT
	03/19/2018	-	***4840***	***67.5 J***	***68.5 J***	<125	***291***	***125***	***0.023***	<45.0	<90.0	<802	<85.0	***395***	<3280	<182	<1440	***10400***	NT	NT
	04/23/2019	-	***2260***	<40.2	<36.8	<100	***163***	***66.7 J***	***0.082***	<41.2	<169	<1080	<60.8	***224***	<2880	<482	<1820	***5760***	NT	NT
	08/20/2020	-	***2670***	***52.9 J***	<46.0	<125	***273***	<52.2	<0.011	<51.5	<212	<1350	<76.0	***372***	<3600	<602	<2280	***9640***	NT	NT
	09/15/2021	-	***5400***	***55***	***200***	<40	***390***	***200***	<0.048	***60***	***1.4***	<8.0	***15***	***610***	<52	<2.0	***940***	***19000***	NT	NT
	12/14/2022	-	***2180***	<40.2	***276***	<100	***516***	***347***	<0.0076	<41.2	<169	<1080	<60.8	***687***	<2880	<482	<1820	***29300***	NT	NT
12430-MW24	04/10/2017	***4.48***	NS	NS	NS	NS	NS	NS	NS	NS	NS	NS	NS	NS	NS	NS	NS	NS	NS	NS
	03/12/2018	***4.26***	NS	NS	NS	NS	NS	NS	NS	NS	NS	NS	NS	NS	NS	NS	NS	NS	NS	NS
	05/14/2018	***4.11***	AFVR Event Peformed - 05/14/2018 through 05/18/2018																	
	05/18/2018	***1.72***	AFVR Event Peformed - 05/18/2018 through 05/22/2018																	
	04/22/2019	***1.72***	NS	NS	NS	NS	NS	NS	NS	NS	NS	NS	NS	NS	NS	NS	NS	NS	NS	NS
	01/13/2020	***0.81***	AFVR Event Peformed - 01/13/2020 through 01/17/2020																	
	08/22/2020	***SHEEN***	***26300***	***50700***	***3910***	***20000***	***20600***	<836	***3.4***	<824	<3380	<21600	<1220	***2160***	***94300***	<9640	<36400	***46000***	NT	NT
	09/16/2021	--	***24000***	***48000***	***3800***	***21000***	***11000***	***980***	***4.7***	<200	<200	<4000	***940***	***2400***	<26000	<1000	<4000	***39000***	NT	NT
	10/11/2021	-	NT	NT	NT	NT	NT	NT	***2.0***	NT	NT	NT	NT	NT	NT	NT	NT	NT	NT	NT
	12/15/2022	***1.12***	NS	NS	NS	NS	NS	NS	NS	NS	NS	NS	NS	NS	NS	NS	NS	NS	NS	NS

		Free-Product Thickness (feet)	Benzene (µg/L)	Toluene (µg/L)	Ethylbenzene (µg/L)	Xylenes (µg/L)	MTBE (µg/L)	Naphthalene (µg/L)	EDB (µg/L)	1,2 DCA (µg/L)	ETBE (µg/L)	ETBA (µg/L)	TAME (µg/L)	DIPE (µg/L)	Ethanol (µg/L)	TBF (µg/L)	TBA (µg/L)	TAA (µg/L)	Lead (µg/L)	Dissolved Lead (µg/L)
		---	RBSL 5	RBSL 1,000	RBSL 700	RBSL 10,000	RBSL 40	RBSL 25	RBSL 0.05	RBSL 5	RBSL 47	RBSL NE	RBSL 128	RBSL 150	RBSL 10,000	RBSL NE	RBSL 1,400	RBSL 240	RBSL 15	RBSL 15
12430-MW25	04/15/2017	-	***11.6***	***2.0 J***	<1.6	<2.7	***3.7 J***	<2.0	<0.020	<1.8	<3.6	<32.1	<3.4	<1.7	<131	<7.3	<57.7	<76.8	<2.5	NT
			11.4	***2.5 J***	<1.6	<2.7	***3.5 J***	<2.0	<0.020	<1.8	<3.6	<32.1	<3.4	<1.7	<131	<7.3	<57.7	<76.8	<2.5	NT
	03/19/2018	-	***166***	***42.4***	<3.2	***56.6***	***11.8***	<4.0	<0.020	<3.6	<7.2	<64.2	<6.8	***4.2 J***	<262	<14.6	<115	***390***	NT	NT
	04/23/2019	-	***215***	<4.0	<3.7	***52.3***	***21.5***	<4.2	<0.011	<4.1	<16.9	<108	<6.1	<7.0	<288	<48.2	<182	***181 J***	NT	NT
	08/22/2020	-	***703***	***163***	***38.4***	***327***	***79.1***	<10.4	<0.011	<10.3	<42.3	<270	<15.2	<17.4	<720	<120	<455	***608***	NT	NT
	09/16/2021	-	***990***	***470***	***45***	***320***	***130***	***8.8***	<0.25	<4.0	<4.0	<80	<4.2	***22***	<520	<20	***110***	***800***	NT	NT
	12/15/2022	-	***672***	<10.0	<9.2	***32.7***	***948***	<10.4	<0.0075	<10.3	<42.3	<270	<15.2	<17.4	<720	<120	<455	***1070***	NT	NT
12430-MW26	04/15/2017	-	<1.7	<1.6	<1.6	<2.7	<1.7	<2.0	<0.020	<1.8	<3.6	<32.1	<3.4	<1.7	<131	<7.3	<57.7	<76.8	<2.5	NT
	03/19/2018	-	***15.2***	<1.6	<1.6	***14.0***	<1.7	<2.0	***0.056***	<1.8	<3.6	<32.1	<3.4	***2.7 J***	<131	<7.3	<57.7	<76.8	NT	NT
	04/23/2019	-	***39.0***	<2.0	<1.8	***33.9***	<3.1	<2.1	***0.045***	<2.1	<8.5	<53.9	<3.0	***4.7 J***	<144	<24.1	<91.0	<65.6	NT	NT
	08/20/2020	-	***15.4***	<2.0	<1.8	<5.0	<3.1	<2.1	<0.012	<2.1	<8.5	<53.9	<3.0	<3.5	<144	<24.1	<91.0	<65.6	NT	NT
	09/16/2021	-	***0.85***	<0.40	<0.40	<0.40	<0.40	<0.40	<0.0048	<0.40	<0.40	<8.0	<0.42	<0.40	<52	<2.0	<8.0	<8.0	NT	NT
	12/15/2022	-	<1.7	<2.0	<1.8	<5.0	<3.1	<2.1	<0.0078	<2.1	<8.5	<53.9	<3.0	<3.5	<144	<24.1	<91.0	<65.6	NT	NT
12430-MW26I	04/15/2017	-	***2.6 J***	***2.8 J***	<1.6	<2.7	<1.7	<2.0	<0.020	<1.8	<3.6	<32.1	<3.4	<1.7	<131	<7.3	<57.7	<76.8	<2.5	NT
	03/19/2018	-	<1.7	<1.6	<1.6	<5.0	<1.7	<2.0	<0.020	<1.8	<3.6	<32.1	<3.4	<1.7	<131	<7.3	<57.7	<76.8	NT	NT
	04/23/2019	-	***1.8 J***	***7.1***	<1.8	<5.0	<3.1	<2.1	<0.011	<2.1	<8.5	<53.9	<3.0	<3.5	<144	<24.1	<91.0	<65.6	NT	NT
	08/20/2020	-	<1.7	<2.0	<1.8	<5.0	<3.1	<2.1	<0.0049	<2.1	<8.5	<53.9	<3.0	<3.5	<144	<24.1	<91.0	<65.6	NT	NT
	09/15/2021	-	<0.40	<0.40	<0.40	<0.40	<0.40	<0.40	<0.0049	<0.40	<0.40	<8.0	<0.42	<0.40	<52	<2.0	<8.0	<8.0	NT	NT
	12/15/2022	-	<1.7	<2.0	<1.8	<5.0	<3.1	<2.1	<0.0076	<2.1	<8.5	<53.9	<3.0	<3.5	<144	<24.1	<91.0	<65.6	NT	NT
12430-MW27	10/03/2017	-	<1.7	<1.6	<1.6	<2.7	<1.7	<2.0	<0.020	<1.8	<3.6	<32.1	<3.4	<1.7	<131	<7.3	<57.7	<76.8	<2.5	NT
	03/12/2018	-	<1.7	<1.6	<1.6	<5.0	<1.7	<2.0	<0.020	<1.8	<3.6	<32.1	<3.4	<1.7	<131	<7.3	<57.7	<76.8	NT	NT
	04/23/2019	-	<1.7	<2.0	<1.8	<5.0	<3.1	<2.1	<0.011	<2.1	<8.5	<53.9	<3.0	<3.5	<144	<24.1	<91.0	<65.6	NT	NT
	08/20/2020	-	<1.7	<2.0	<1.8	<5.0	<3.1	<2.1	<0.011	<2.1	<8.5	<53.9	<3.0	<3.5	<144	<24.1	<91.0	<65.6	NT	NT
	09/15/2021	-	<0.40	<0.40	<0.40	<0.40	<0.40	<0.40	<0.0050	<0.40	<0.40	<8.0	<0.42	<0.40	<52	<2.0	<8.0	<8.0	NT	NT
	10/11/2021	-	NT	NT	NT	NT	NT	NT	<0.0080	NT	NT	NT	NT	NT	NT	NT	NT	NT	NT	NT
	12/14/2022	-	<1.7	<2.0	<1.8	<5.0	<3.1	<2.1	<0.0076	<2.1	<8.5	<53.9	<3.0	<3.5	<144	<24.1	<91.0	<65.6	NT	NT
12430-MW27I	03/12/2018	-	<1.7	<1.6	<1.6	<5.0	<1.7	<2.0	<0.019	<1.8	<3.6	<32.1	<3.4	<1.7	<131	<7.3	<57.7	<76.8	NT	NT
	04/23/2019	-	<1.7	<2.0	<1.8	<5.0	<3.1	<2.1	<0.011	<2.1	<8.5	<53.9	<3.0	<3.5	<144	<24.1	<91.0	<65.6	NT	NT
	08/20/2020	-	<1.7	<2.0	<1.8	<5.0	<3.1	<2.1	<0.011	<2.1	<8.5	<53.9	<3.0	<3.5	<144	<24.1	<91.0	<65.6	NT	NT
	09/15/2021	NOT LOCATED																		
	12/14/2022	-	<1.7	<2.0	<1.8	<5.0	<3.1	<2.1	<0.0074	<2.1	<8.5	<53.9	<3.0	<3.5	<144	<24.1	<91.0	<65.6	NT	NT
12430-MW28	10/03/2017	-	<1.7	<1.6	<1.6	<2.7	<1.7	<2.0	<0.020	<1.8	<3.6	<32.1	<3.4	<1.7	<131	<7.3	<57.7	<76.8	<2.5	NT
	03/19/2018	-	<1.7	<1.6	<1.6	<5.0	<1.7	<2.0	<0.019	<1.8	<3.6	<32.1	<3.4	<1.7	<131	<7.3	<57.7	<76.8	NT	NT
	04/22/2019	-	<1.7	<2.0	<1.8	<5.0	<3.1	<2.1	<0.011	<2.1	<8.5	<53.9	<3.0	<3.5	<144	<24.1	<91.0	<65.6	NT	NT
	08/20/2020	-	<1.7	<2.0	<1.8	<5.0	<3.1	<2.1	<0.011	<2.1	<8.5	<53.9	<3.0	<3.5	<144	<24.1	<91.0	<65.6	NT	NT
	09/15/2021	-	<0.40	<0.40	<0.40	<0.40	<0.40	<0.40	<0.0050	<0.40	<0.40	<8.0	<0.42	<0.40	<52	<2.0	<8.0	<8.0	NT	NT
	10/11/2021	-	NT	NT	NT	NT	NT	NT	<0.0080	NT	NT	NT	NT	NT	NT	NT	NT	NT	NT	NT
	12/15/2022	-	<1.7	<2.0	<1.8	<5.0	<3.1	<2.1	<0.0073	<2.1	<8.5	<53.9	<3.0	<3.5	<144	<24.1	<91.0	<65.6	NT	NT
12430-MW0X	04/10/2017	***>1.47***	NS	NS	NS	NS	NS	NS	NS	NS	NS	NS	NS	NS	NS	NS	NS	NS	NS	NS
	03/12/2018	***Sheen***	NS	NS	NS	NS	NS	NS	NS	NS	NS	NS	NS	NS	NS	NS	NS	NS	NS	NS
	05/14/2018	-	AFVR Event Peformed - 05/14/2018 through 05/18/2018																	
	04/23/2019	-	***1780***	***4760***	***364***	***2550***	***1480***	<83.6	***1.5***	<82.4	<338	<2160	<122	<140	<5760	<964	<3640	***6000***	NT	NT
	08/22/2020	-	***2880***	***7500***	***571***	***4130***	***2580***	***134 J***	<0.011	<103	<423	<2700	<152	<174	<7200	<1200	<4550	***4910 J***	NT	NT
			3220	***7440***	***550***	***4030***	***3270***	***109 J***	<0.012	<103	<423	<2700	<152	***223 J***	<7200	<1200	<4550	***5100***	NT	NT
	09/16/2021	-	***5400***	***7800***	***1000***	***6600***	***4100***	***200***	***0.057***	<40	<40	<800	***100***	***290***	<5200	<200	<800	***5700***	NT	NT
	12/15/2022	-	***3250***	***549***	***477***	***3530***	***1830***	***76.4 J***	<0.0075	<51.5	<212	<1350	<76.0	***136***	<3600	<602	<2280	***4050***	NT	NT
			3220	***506***	***443***	***3380***	***1600***	***64.2 J***	<0.0076	<51.5	<212	<1350	<76.0	***119 J***	<3600	<602	<2280	***3500***	NT	NT

		Free-Product Thickness (feet)	Benzene (µg/L)	Toluene (µg/L)	Ethylbenzene (µg/L)	Xylenes (µg/L)	MTBE (µg/L)	Naphthalene (µg/L)	EDB (µg/L)	1,2 DCA (µg/L)	ETBE (µg/L)	ETBA (µg/L)	TAME (µg/L)	DIPE (µg/L)	Ethanol (µg/L)	TBF (µg/L)	TBA (µg/L)	TAA (µg/L)	Lead (µg/L)	Dissolved Lead (µg/L)
		---	RBSL 5	RBSL 1,000	RBSL 700	RBSL 10,000	RBSL 40	RBSL 25	RBSL 0.05	RBSL 5	RBSL 47	RBSL NE	RBSL 128	RBSL 150	RBSL 10,000	RBSL NE	RBSL 1,400	RBSL 240	RBSL 15	RBSL 15
12430-MW0XR	04/11/2017	-	***3580***	***9410***	***621***	***3390***	***516***	<200	<0.020	<180	<360	<3210	<340	<170	<13100	<730	<5770	<7680	***18.2***	NS
	03/19/2018	-	<1.7	<1.6	<1.6	<5.0	***30.8***	<2.0	<0.020	<1.8	<3.6	<32.1	<3.4	***2.1 J***	<131	<7.3	<57.7	<76.8	NT	<2.5
	04/23/2019	-	<1.7	<2.0	<1.8	<5.0	***4.9 J***	<2.1	***0.21***	<2.1	<8.5	<53.9	<3.0	<3.5	<144	<24.1	<91.0	<65.6	NT	NT
	08/22/2020	-	***45.6***	***5.7***	<1.8	***50.8***	***28.9***	<2.1	<0.011	<2.1	<8.5	<53.9	<3.0	<3.5	<144	<24.1	<91.0	***290***	NT	NT
	09/16/2021	-	***12***	<0.40	<0.40	***3.5***	***32***	<0.40	<0.0050	<0.40	<0.40	<8.0	***0.67***	***2.8***	<52	<2.0	***20***	***130***	NT	NT
	12/15/2022	-	***249***	<4.0	<3.7	***93.1***	***29.1***	<4.2	<0.0074	<4.1	<16.9	<108	<6.1	<7.0	<288	<48.2	<182	***653***	NT	NT
12430-RW01	04/10/2017	***2.64***	NS	NS	NS	NS	NS	NS	NS	NS	NS	NS	NS	NS	NS	NS	NS	NS	NS	NS
	03/12/2018	***5.22***	NS	NS	NS	NS	NS	NS	NS	NS	NS	NS	NS	NS	NS	NS	NS	NS	NS	NS
	05/14/2018	***4.59***	AFVR Event Peformed - 05/14/2018 through 05/18/2018																	
	04/22/2019	***2.35***	NS	NS	NS	NS	NS	NS	NS	NS	NS	NS	NS	NS	NS	NS	NS	NS	NS	NS
	01/13/2020	***2.19***	AFVR Event Peformed - 01/13/2020 through 01/17/2020																	
	08/22/2020	***SHEEN***	***21500***	***35600***	***2320 J***	<5000	***105000***	<2090	***2.9***	<2060	<8460	<53900	<3040	<3490	<144000	<24100	<91000	<65600	NT	NT
	09/16/2021	***SHEEN***	***29000***	***46000***	***2700***	***15000***	***60000***	***670***	***4.1***	<200	<200	<4000	***1100***	***2800***	<26000	<1000	***17000***	***83000***	NT	NT
	12/15/2022	***0.06***	NS	NS	NS	NS	NS	NS	NS	NS	NS	NS	NS	NS	NS	NS	NS	NS	NS	NS
12430-RW02	04/10/2017	***4.05***	NS	NS	NS	NS	NS	NS	NS	NS	NS	NS	NS	NS	NS	NS	NS	NS	NS	NS
	03/12/2018	***3.31***	NS	NS	NS	NS	NS	NS	NS	NS	NS	NS	NS	NS	NS	NS	NS	NS	NS	NS
	05/18/2018	***3.80***	AFVR Event Peformed - 05/18/2018 through 05/22/2018																	
	04/23/2019	-	***1470***	***7790***	***889***	***10500***	<155	***1070***	***0.059***	<103	<423	<2700	<152	<174	<7200	<1200	<4550	<3280	NT	NT
			1230	***6530***	***518***	***7320***	<310	***535***	***0.048***	<206	<846	<5390	<304	<349	<14400	<2410	<9100	<6560	NT	NT
	08/20/2020	***0.15***	NS	NS	NS	NS	NS	NS	NS	NS	NS	NS	NS	NS	NS	NS	NS	NS	NS	NS
	09/16/2021	--	***16000***	***33000***	***2200***	***13000***	<200	***600***	***0.46***	<200	<200	<4000	<210	***470***	<26000	<1000	<4000	***9700***	NT	NT
	12/15/2022	***0.65***	NS	NS	NS	NS	NS	NS	NS	NS	NS	NS	NS	NS	NS	NS	NS	NS	NS	NS
12430-RW03	04/15/2017	-	***7020***	***12200***	***1890***	***9200***	***298 J***	***275 J***	<0.020	<180	<360	<3210	<340	***251 J***	<13100	<730	<5770	<7680	<2.5	NT
			6750	***11700***	***1890***	***9100***	***304 J***	***269 J***	<0.020	<180	<360	<3210	<340	***257 J***	<13100	<730	<5770	<7680	<2.5	NT
	03/19/2018	-	***5770***	***15400***	***2040***	***12100***	***205 J***	***261 J***	NT	<180	<360	<3210	<340	<170	<13100	<730	<5770	<7680	NT	NT
	04/23/2019	-	***108***	***139***	***42.2***	***485***	***23.7***	***13.2***	<0.011	<4.1	<16.9	<108	<6.1	***14.3***	<288	<48.2	<182	***713***	NT	NT
	08/22/2020	-	***84.7***	***35.3***	***38.4***	***188***	***6.5***	***3.0 J***	<0.011	<2.1	<8.5	<53.9	<3.0	***4.1 J***	<144	<24.1	<91.0	***259***	NT	NT
	09/16/2021	-	***960***	***340***	***280***	***2400***	***33***	***76***	***0.037***	<8.0	<8.0	<160	<8.4	***31***	<1000	<40	***180***	***3300***	NT	NT
	12/15/2022	***1.07***	NS	NS	NS	NS	NS	NS	NS	NS	NS	NS	NS	NS	NS	NS	NS	NS	NS	NS
EQUIPMENT BLANK 1	12/14/2022	-	<1.7	<2.0	<1.8	<5.0	<3.1	<2.1	<0.0075	<2.1	<8.5	<53.9	<3.0	<3.5	<144	<24.1	<91.0	<65.6	NT	NT
EQUIPMENT BLANK 2	12/15/2022	-	<1.7	<2.0	<1.8	<5.0	<3.1	<2.1	<0.0074	<2.1	<8.5	<53.9	<3.0	<3.5	<144	<24.1	<91.0	<65.6	NT	NT
FIELD BLANK 1	12/14/2022	-	<1.7	<2.0	<1.8	<5.0	<3.1	<2.1	<0.0075	<2.1	<8.5	<53.9	<3.0	<3.5	<144	<24.1	<91.0	<65.6	NT	NT
FIELD BLANK 2	12/15/2022	-	<1.7	<2.0	<1.8	<5.0	<3.1	<2.1	<0.0074	<2.1	<8.5	<53.9	<3.0	<3.5	<144	<24.1	<91.0	<65.6	NT	NT
FIELD BLANK 3	12/16/2022	-	<1.7	<2.0	<1.8	<5.0	<3.1	<2.1	<0.0074	<2.1	<8.5	<53.9	<3.0	<3.5	<144	<24.1	<91.0	<65.6	NT	NT
TRIP BLANK 1	-	-	<1.7	<2.0	<1.8	<5.0	<3.1	<2.1	NT	<2.1	<8.5	<53.9	<3.0	<3.5	<144	<24.1	<91.0	<65.6	NT	NT
TRIP BLANK 2	-	-	<1.7	<2.0	<1.8	<5.0	<3.1	<2.1	NT	<2.1	<8.5	<53.9	<3.0	<3.5	<144	<24.1	<91.0	<65.6	NT	NT
TRIP BLANK 3	-	-	<1.7	<2.0	<1.8	<5.0	<3.1	<2.1	NT	<2.1	<8.5	<53.9	<3.0	<3.5	<144	<24.1	<91.0	<65.6	NT	NT

NOTES:
RBSL - Risk Based Screening Level
Bold values indicate concentrations detected above the laboratory method detection limit.
Shaded values indicate concentrations exceeding RBSLs.
NE - Not Established
NT - Not Tested

FIGURES



Reference: USGS 7.5-Minute series Greenville Quadrangle - 2011; Contour Interval = 10 feet

500 250 0 500

APPROXIMATE SCALE IN FEET

● SITE

Ⓦ Private Water Supply Well

Title	Site Location Map
Project	Westside Quick Stop (UST Permit #12430) 821 W. Parker Road Greenville, South Carolina Greenville County
Date	11/26/21
Job No.	J21-977b

petra-tech ENVIRONMENTAL, LLC ENGINEERS & CONSULTANTS

Figure No. 1

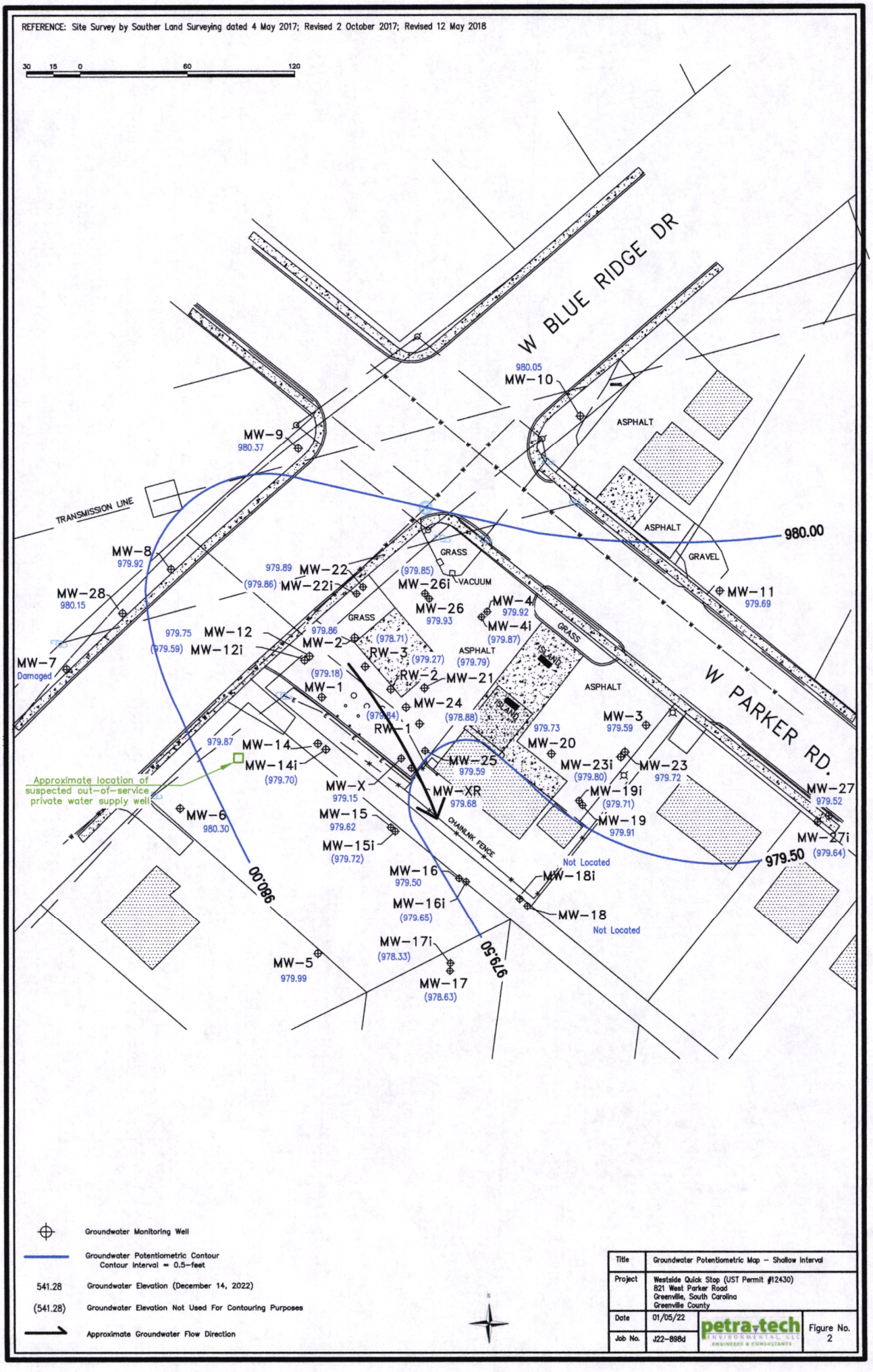

Groundwater Monitoring Well

Groundwater Potentiometric Contour
Contour Interval = 0.5-feet

541.28 Groundwater Elevation (December 14, 2022)

(541.28) Groundwater Elevation Not Used For Contouring Purposes

Approximate Groundwater Flow Direction

Title	Groundwater Potentiometric Map – Shallow Interval
Project	Westside Quick Stop (UST Permit #12430) 821 West Parker Road Greenville, South Carolina Greenville County
Date	01/05/22
Job No.	J22-898d

petra-tech ENVIRONMENTAL, LLC ENGINEERS & CONSULTANTS

Figure No. 2

REFERENCE: Site Survey by Souther Land Surveying dated 4 May 2017; Revised 2 October 2017; Revised 12 May 2018

30 15 0 60 120

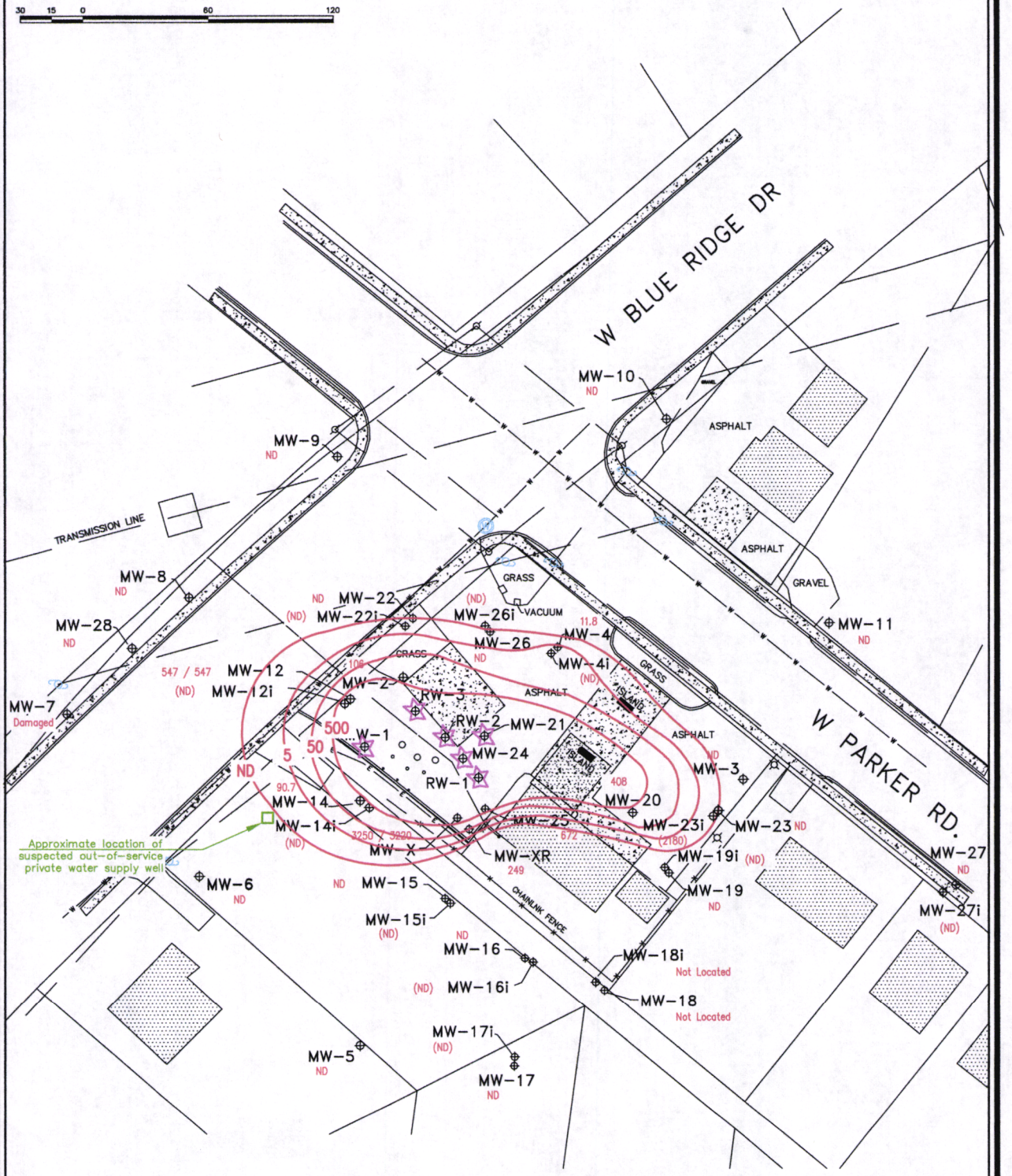

Groundwater Monitoring Well

Free-Phase Petroleum Product Present

2.5J — Benzene Concentration in Micrograms Per Liter

(2.5J) — Benzene Concentration in Micrograms Per Liter Not Used For Contouring Purposes

Benzene Isoconcentration Line

Title	Benzene Isoconcentration Map – December 2022
Project	Westside Quick Stop (UST Permit #12430) 821 West Parker Road Greenville, South Carolina Greenville County
Date	01/05/22
Job No.	J22-898c

petra-tech ENVIRONMENTAL, LLC ENGINEERS & CONSULTANTS

Figure No. 3

Re: Westside Quick Stop - UST 12430



Thomas, Morgan A. <thomasma@dhec.sc.gov>
Wed 6/21/2023 10:11 AM
To:Trever Slack <tslack@petratechenv.com>
Cc:Martin@elabsinc.net <Martin@elabsinc.net>

Hi Trever and Martin,

I have reviewed the revised SSWP and have submitted the cost agreement addendums for both releases to include the costs for one total equipment mob, one total personnel mob, and 211.93 total feet of well abandonment. The addendums should be coming your way soon, please let me know if you have any questions!

Thank you,

Morgan Thomas
Hydrologist II
Corrective Action & Quality Assurance Section
Underground Storage Tank Management Division
S.C. Dept. of Health & Environmental Control
Office: (803) 898-2889
Fax: (803) 898-0673
Connect: www.scdhec.gov Facebook Twitter



From: Petra-Tech - Trever Cell <tslack@petratechenv.com>
Sent: Wednesday, May 24, 2023 8:10 AM
To: Thomas, Morgan A. <thomasma@dhec.sc.gov>
Cc: Martin@elabsinc.net <Martin@elabsinc.net>
Subject: Re: Westside Quick Stop - UST 12430

*** Caution. This is an EXTERNAL email. DO NOT open attachments or click links from unknown senders or unexpected email. ***

Thank you so much. I will revise the SSWP and get it to you this week.

Trever Z.Slack

> On May 24, 2023, at 8:09 AM, Thomas, Morgan A. <thomasma@dhec.sc.gov> wrote:
>
> Hey Trever,
>
> Sorry, I responded in my head but not in real life...

We will need an updated SSWP but the costs can be added to the current cost agreements!

Thank you,

Morgan Thomas
Hydrologist II
Corrective Action & Quality Assurance Section
Underground Storage Tank Management Division
S.C. Dept. of Health & Environmental Control
Office: (803) 898-2889
Fax: (803) 898-0673
Connect: www.scdhec.gov Facebook Twitter



From: Trever Slack, P.G. <tslack@petratechenv.com>
Sent: Wednesday, May 17, 2023 1:27 PM
To: Thomas, Morgan A. <thomasma@dhec.sc.gov>
Cc: Trever Slack <tslack@petratechenv.com>; Martin@elabsinc.net <Martin@elabsinc.net>
Subject: Westside Quick Stop - UST 12430

*** Caution. This is an EXTERNAL email. DO NOT open attachments or click links from unknown senders or unexpected email. ***
Hi Morgan,

The new property owner at the Westside Quick Stop site is in the process of expanding the convenience store building and contacted us about two monitoring well pairs that are impeding the construction. The new building footprint will cover monitoring wells MW19/19i and MW23/23i (map attached).

Would it be possible to request an addendum to the current open cost agreement (66965 & 66966) to abandon these wells so that he can proceed with construction.

Thanks
Trever

Trever Z. Slack, P.G.
Principal Hydrogeologist

petra-tech
ENVIRONMENTAL, LLC
ENGINEERS & CONSULTANTS

2435 East North Street, Suite 1108-202
Greenville, South Carolina 29615

tslack@petratechenv.com
www.petratechenv.com

(864) 436-6322 (Cell)
(864) 631-2490 (Office)
(888) 838-9034 (fax)

This electronic transmission and any files transmitted with it are the property of the environmental consulting firm Petra-Tech Environmental, LLC, and may contain information that is confidential or privileged. The information is intended solely for the recipient and use by any other party is not authorized. If you are not the intended recipient, be aware that any disclosure, copying, distribution, or use of the contents of this information is prohibited. If you received this transmission in error, please notify us immediately by email (info@petratechenv.com).

Document Receipt Information

☐ Hard Copy ■ CD

Date Received 12/12/2023

Permit Number 12430

Project Manager Adam Looper

Name of Contractor eLabs

Docket Title Report of AFVR + GWS

Document Number 70T

Scanned

December 5, 2023

South Carolina Department of Health and Environmental Control
Division of Underground Storage Tank Management
Bureau of Land and Waste Management
2600 Bull Street
Columbia, South Carolina 29201-1708

Subject: **LETTER OF TRANSMITTAL**
Report of AFVR & Groundwater Sampling
Westside Quick Stop
821 West Parker Road
Greenville, Greenville County, South Carolina
SCDHEC UST Permit #12430; CA#66965 & 66966

The attached *Report of AFVR & Groundwater Sampling* is being submitted on behalf of UST 12430. This submittal is in response to the South Carolina Department of Health and Environmental Control's directive letter dated April 7, 2023.

Please direct any questions concerning this submittal to Trever Slack, P.G. at 864.436.6322.

Sincerely,

Environmental Laboratories, Inc.

Environmental Laboratories, Inc.
SCDHEC Certified UST Contractor No. 420
15 Sulphur Springs Rd
Greenville SC 29617
www.elabsinc.net
864-370-0637

REPORT OF AFVR & GROUNDWATER SAMPLING

Westside Quick Stop
SCDHEC UST Permit #12430
Cost Agreement #66965 & 66966
821 West Parker Road
Greenville, South Carolina
Greenville County

PTE Job No. J23-977e

December 5, 2023

petra-tech
ENVIRONMENTAL, LLC
ENGINEERS & CONSULTANTS

Petra-Tech Environmental
2435 East North Street
Suite 1108-202
Greenville, SC 29615

www.petratechenv.com

December 5, 2023

South Carolina Department of Health and Environmental Control
Division of Underground Storage Tank Management
Bureau of Land and Waste Management
2600 Bull Street
Columbia, South Carolina 29201-1708

Subject: **Report of AFVR & Groundwater Sampling**
Westside Quick Stop
821 West Parker Road
Greenville, Greenville County, South Carolina
SCDHEC UST Permit #12430
Cost Agreement #66965 & #66966
PTE Job No. J23-977e

On behalf of Shree Gajvakra LLC, Westside Quick Stop, Inc., and Environmental Laboratories, Inc., Petra-Tech Environmental, LLC submits herein the completed *Report of AFVR & Groundwater Sampling* for the subject site. This submittal is in response to the South Carolina Department of Health and Environmental Control's (SCDHEC) directive letter dated April 7, 2023.

Please do not hesitate to contact us at 864.631.2490 if you have any questions concerning this submittal.

Sincerely,

Petra-Tech Environmental



Trever Z. Slack, P.G.
Principal Hydrogeologist
Registered, South Carolina #2565

1.0 FACILITY IDENTIFICATION

Facility Name:	Westside Quick Stop - UST Permit #12430
Facility Address:	821 W. Parker Road Greenville, South Carolina 29611
Facility Phone:	864.271.9400
UST Owner:	Shree Gajvakra LLC
Address:	205 Fairway Drive Laurens, South Carolina 29360
Phone:	864.354.1729
Property Owner:	Shree Gajvakra LLC
Address:	205 Fairway Drive Laurens, South Carolina 29360
Phone:	864.354.1729
UST Contractor:	Petra-Tech Environmental, LLC (UST UCC-436)
Address:	2435 East North Street, Suite 1108-202 Greenville, South Carolina
Phone:	864.631.2490

2.0 FACILITY HISTORY

Tank Information:

Tank 1 6,000-gallon Gasoline RUL
In Compliance / Currently in use

Tank 2 6,000-gallon Gasoline RUL
In Compliance / Currently in use

Tank 3 4,000-gallon Gasoline Super/Premium
In Compliance / Extended out of use

Tank 4 1,000-gallon Kerosene
In Compliance / Extended out of use

Release Information

Release No. 1

Date of Release**:**	06/07/2012
Quantity of Release:	Unknown
Cause of Release:	Unknown
Responsible Party:	Westside Quick Shop Inc.
NFA Date:	Not Applicable

Release No. 2	
Date of Release**:**	10/23/2012
Quantity of Release:	Unknown
Cause of Release:	Unknown
Responsible Party:	Shree Gajvakra LLC
NFA Date:	Not Applicable

The subject property is located at 821 West Parker Road in Greenville, Greenville County, South Carolina (**Figure 1**) and currently operates as a retail petroleum fueling station and convenience store. The site is bordered primarily by residential properties with the exception of a commercial property to the northeast and northwest.

Two separate releases have been reported at the site. An Initial Groundwater Assessment, Tier I Assessment, and initial Tier II Assessment were completed in response to these releases. As a result of the detection of free-phase petroleum product in groundwater monitoring well 12430-MW01 during a May 2016 groundwater gauging event conducted by the South Carolina Department of Health and Environmental Control, an additional Tier II Assessment and two 96-hour long-term AFVR/MMPE events were completed at the site in early 2017. The results of the AFVR/MMPE events were submitted to the South Carolina Department of Health and Environmental Control in a *Report of Long-Term AFVR/MMPE Events* dated May 8, 2017; and the results of the additional Tier II Assessment were submitted to the South Carolina Department of Health and Environmental Control in a *Tier II Assessment Report* dated May 29, 2017. Additional 96-hour long-term AFVR/MMPE events were completed at the site in May 2018, January 2020, February 2021, March 2021, February 2022, and March 2022.

A monitoring well network consisting of forty-one groundwater monitoring wells (12430-MW01 through 12430-MW12, 12430-MW12I, 12430-MW14, 12430-MW14I, 12430-MW15, 12430-MW15I, 12430-MW16, 12430-MW16I, 12430-MW17, 12430-MW17I, 12430-MW18, 12430-MW18I, 12430-MW19, 12430-MW19I, 12430-MW20 through 12430-MW22, 12430-MW22I, 12430-MW23, 12430-MW23I, 12430-MW24 through 12430-MW26, 12430-MW26I, 12430-MW27, 12430-MW27I, 12430-MW28, 12430-MW0X, and 12430-MW0XR) and three recovery wells (12430-RW01 through 12430-RW03) is currently associated with the site (**Figure 2**). Additionally, a large diameter private water supply well is located approximately 60 feet to the southwest of the site but appears to have been abandoned. The South Carolina Department of Health and Environmental Control issued an *AFVR and Groundwater Sampling Site-Specific Work Plan Directive* for the site on February 10, 2023. The work plan was submitted on February 23, 2023 and was approved by the South Carolina Department of Health and Environmental Control in a *Directive Letter* dated April 7, 2023. The results of the AFVR and groundwater sampling event are included herein. Additionally, due to building construction on the site by the current property owner, a Cost Agreement Addendum was requested on May 17, 2023 for the abandonment of groundwater monitoring wells 12430-MW19, 12430-MW19i, 12430-MW23, and 12430-MW23i. The addendum was approved on June 21, 2023.

2.0 MONITORING WELL ABANDONMENT

Petra-Tech Environmental staff and drilling crew mobilized to the subject site on November 20, 2023 to complete the abandonment of groundwater monitoring wells 12430-MW19, 12430-MW19i, 12430-MW23, and 12430-MW23i due to pending construction activities. The monitoring wells were abandoned using a neat cement tremie, and the manholes were willed with aggregate reinforced concrete following abandonment. 1903 well abandonment forms are included in **Appendix A**.

3.0 LONG-TERM AFVR/MMPE EVENT SUMMARY 1 of 4
12430-MW-1, 12430-RW-2, & 12430-RW-3

A 96-hour long-term AFVR / MMPE event was completed at the subject site between Monday, September 11, 2023 and Friday, September 15, 2023. The 96-hour event was conducted on monitoring well 12430-MW-1, and on recovery wells 12430-RW-2 and 12430-RW-3 (**Figure 3**). A geologist was on-site for initial event setup and periodic observation and monitoring of the event throughout the week, and a field technician remained on-site throughout the event for monitoring and data collection. The long-term AFVR/MMPE event was performed using a Dekker DVO450B-KA1 30 HP liquid ring vacuum pump.

Prior to initiating the event, Petra-Tech Environmental staff gauged the wells using a Solinst® Interface Meter. 1.55-feet of free-phase petroleum product was detected in groundwater monitoring well 12430-MW-1, 0.60-feet of free-phase petroleum product was detected in recovery well 12430-RW-2, and 0.90-feet of free-phase petroleum product was detected in recovery well 12430-RW-3 prior to the AFVR event. The long-term AFVR/MMPE event was initiated at 1130 on Monday, September 11, 2023 and concluded at 1130 on Friday, September 15, 2023. The general weather conditions observed during this period of time were variable; with daily high temperatures ranging from 79º to 88º Fahrenheit and low temperatures ranging from 64º to 68º Fahrenheit. 0.08-inches of rainfall was recorded on Monday, September 11, 2023.

Throughout the duration of the event, a continuous vacuum ranging from 12 to 15 inches of mercury was applied to monitoring well 12430-MW-1, and to recovery wells 12430-RW-2 and 12430-RW-3. The extraction stinger was lowered at 6-inch intervals in the wells from the free-phase product / water table interface to the stinger target depth within the first 8-hours of the event. Stinger depths were varied thereafter to maximize free-phase petroleum product and vapor recovery based on conditions observed in the field. Vacuum and field measurements recorded throughout the event are summarized in **Attachment B**. The vacuum in addition to depth-to-water was also measured in adjacent monitoring wells 12430-MW-12, 12430-MW-2, and 12430-MW25 using magnahelic gauges and an interface probe to evaluate the vacuum's radius of influence. Radius of influence gauging data observed during the event is summarized in **Attachment B**.

Due to the close proximity of the site to places of public business, volatile air emissions were treated on-site utilizing a granulated activated carbon (GAC) unit. Influent and effluent vapor concentrations were measured throughout the event using an IonScience Tiger handheld VOC Photo Ionization Detector (PID). Air emissions pre-treatment and post-treatment concentrations are summarized in **Attachment B**.

A total volume of approximately 7,414 gallons of petroleum impacted liquid was recovered from the site during the 96-hour event conducted on monitoring well 12430-MW-1, and on recovery wells 12430-RW-2 and 12430-RW-3. Of this amount, approximately 20 gallons was gauged as separated phase petroleum product. Additionally, 297 pounds of gasoline which is equivalent to approximately 47.5 gallons of gasoline was recovered in vapor phase. Waste transportation and disposal records for the petroleum impacted groundwater recovered during the event are provided in **Attachment C**.

4.0 LONG-TERM AFVR/MMPE EVENT SUMMARY 2 of 4
12430-RW-1, 12430-MW-21, & 12430-MW-24

A 96-hour long-term AFVR / MMPE event was completed at the subject site between Monday, September 18, 2023 and Friday, September 22, 2023. The 96-hour event was conducted on monitoring wells 12430-MW-21 and 12430-MW-24, and on recovery well 12430-RW-1 (**Figure 3**). A geologist was on-site for initial event setup and periodic observation and monitoring of the event throughout the week, and a field

technician remained on-site throughout the event for monitoring and data collection. The long-term AFVR/MMPE event was performed using a Dekker DVO450B-KA1 30 HP liquid ring vacuum pump.

Prior to initiating the event, Petra-Tech Environmental staff gauged the wells using a Solinst® Interface Meter. 0.08-feet of free-phase petroleum product was detected in groundwater monitoring well 12430-MW-21, 0.39-feet of free-phase petroleum product was detected in monitoring well 12430-MW-24, and 0.02-feet of free-phase petroleum product was detected in recovery well 12430-RW-1 prior to the AFVR event. The long-term AFVR/MMPE event was initiated at 1100 on Monday, September 18, 2023 and concluded at 1100 on Friday, September 22, 2023. The general weather conditions observed during this period of time were variable; with daily high temperatures ranging from 78º to 80º Fahrenheit and low temperatures ranging from 55º to 59º Fahrenheit. 0.40-inches of rainfall was recorded on Monday, September 18, 2023.

Throughout the duration of the event, a continuous vacuum ranging from 9 to 16 inches of mercury was applied to monitoring wells 12430-MW-21 and 12430-MW-24, and on recovery well 12430-RW-1. The extraction stinger was lowered at 6-inch intervals in the wells from the free-phase product / water table interface to the stinger target depth within the first 8-hours of the event. Stinger depths were varied thereafter to maximize free-phase petroleum product and vapor recovery based on conditions observed in the field. Vacuum and field measurements recorded throughout the event are summarized in **Attachment D**. The vacuum in addition to depth-to-water was also measured in adjacent monitoring wells 12430-MW-12, 12430-MW-2, and 12430-MW25 using magnahelic gauges and an interface probe to evaluate the vacuum's radius of influence. Radius of influence gauging data observed during the event is summarized in **Attachment D**.

Due to the close proximity of the site to places of public business, volatile air emissions were treated on-site utilizing a granulated activated carbon (GAC) unit. Influent and effluent vapor concentrations were measured throughout the event using an IonScience Tiger handheld VOC Photo Ionization Detector (PID). Air emissions pre-treatment and post-treatment concentrations are summarized in **Attachment D**.

A total volume of approximately 7,779 gallons of petroleum impacted liquid was recovered from the site during the 96-hour event conducted on monitoring wells 12430-MW-21 and 12430-MW-24, and on recovery well 12430-RW-1. Of this amount, approximately 15 gallons was gauged as separated phase petroleum product. Additionally, 265 pounds of gasoline which is equivalent to approximately 42.4 gallons of gasoline was recovered in vapor phase. Waste transportation and disposal records for the petroleum impacted groundwater recovered during the event are provided in **Attachment E**.

5.0 LONG-TERM AFVR/MMPE EVENT SUMMARY 3 of 4
12430-MW-1, 12430-RW-2, & 12430-RW-3

A 96-hour long-term AFVR / MMPE event was completed at the subject site between Monday, October 16, 2023 and Friday, October 20, 2023. The 96-hour event was conducted on monitoring well 12430-MW-1, and on recovery wells 12430-RW-2 and 12430-RW-3 (**Figure 3**). A geologist was on-site for initial event setup and periodic observation and monitoring of the event throughout the week, and a field technician remained on-site throughout the event for monitoring and data collection. The long-term AFVR/MMPE event was performed using a Dekker DVO450B-KA1 30 HP liquid ring vacuum pump.

Prior to initiating the event, Petra-Tech Environmental staff gauged the wells using a Solinst® Interface Meter. 0.29-feet of free-phase petroleum product was detected in groundwater monitoring well 12430-MW-1, 0.15-feet of free-phase petroleum product was detected in recovery well 12430-RW-2, and 0.13-feet of free-phase petroleum product was detected in recovery well 12430-RW-3 prior to the AFVR event. The

long-term AFVR/MMPE event was initiated at 1230 on Monday, October 16, 2023 and concluded at 1230 on Friday, October 20, 2023. The general weather conditions observed during this period of time were variable; with daily high temperatures ranging from 58º to 71º Fahrenheit and low temperatures ranging from 43º to 53º Fahrenheit. 0.06-inches of rainfall was recorded on Friday, October 20, 2023.

Throughout the duration of the event, a continuous vacuum ranging from 10 to 17 inches of mercury was applied to monitoring well 12430-MW-1, and to recovery wells 12430-RW-2 and 12430-RW-3. The extraction stinger was lowered at 6-inch intervals in the wells from the free-phase product / water table interface to the stinger target depth within the first 8-hours of the event. Stinger depths were varied thereafter to maximize free-phase petroleum product and vapor recovery based on conditions observed in the field. Vacuum and field measurements recorded throughout the event are summarized in **Attachment F**. The vacuum in addition to depth-to-water was also measured in adjacent monitoring wells 12430-MW-12, 12430-MW-2, and 12430-MW25 using magnahelic gauges and an interface probe to evaluate the vacuum's radius of influence. Radius of influence gauging data observed during the event is summarized in **Attachment F**.

Due to the close proximity of the site to places of public business, volatile air emissions were treated on-site utilizing a granulated activated carbon (GAC) unit. Influent and effluent vapor concentrations were measured throughout the event using an IonScience Tiger handheld VOC Photo Ionization Detector (PID). Air emissions pre-treatment and post-treatment concentrations are summarized in **Attachment F**.

A total volume of approximately 9,650 gallons of petroleum impacted liquid was recovered from the site during the 96-hour event conducted on conducted on monitoring well 12430-MW-1, and on recovery wells 12430-RW-2 and 12430-RW-3. Of this amount, approximately 10 gallons was gauged as separated phase petroleum product. Additionally, 290 pounds of gasoline which is equivalent to approximately 46.4 gallons of gasoline was recovered in vapor phase. Waste transportation and disposal records for the petroleum impacted groundwater recovered during the event is provided in **Attachment G**.

6.0 LONG-TERM AFVR/MMPE EVENT SUMMARY 4 of 4 12430-RW-1, 12430-MW-21, & 12430-MW-24

A 96-hour long-term AFVR / MMPE event was completed at the subject site between Monday, October 23, 2023 and Friday, October 27, 2023. The 96-hour event was conducted on monitoring wells 12430-MW-21 and 12430-MW-24, and on recovery well 12430-RW-1 (**Figure 3**). A geologist was on-site for initial event setup and periodic observation and monitoring of the event throughout the week, and a field technician remained on-site throughout the event for monitoring and data collection. The long-term AFVR/MMPE event was performed using a Dekker DVO450B-KA1 30 HP liquid ring vacuum pump.

Prior to initiating the event, Petra-Tech Environmental staff gauged the wells using a Solinst® Interface Meter. 0.02-feet of free-phase petroleum product was detected in groundwater monitoring well 12430-MW-21, 0.10-feet of free-phase petroleum product was detected in monitoring well 12430-MW-24, and 0.01-feet of free-phase petroleum product was detected in recovery well 12430-RW-1 prior to the AFVR event. The long-term AFVR/MMPE event was initiated at 1030 on Monday, October 23, 2023 and concluded at 1030 on Friday, October 27, 2023. The general weather conditions observed during this period of time were variable; with daily high temperatures ranging from 72º to 79º Fahrenheit and low temperatures ranging from 39º to 53º Fahrenheit. No rainfall was recorded during the event.

Throughout the duration of the event, a continuous vacuum ranging from 11 to 15 inches of mercury was applied to monitoring wells 12430-MW-21 and 12430-MW-24, and on recovery well 12430-RW-1. The

extraction stinger was lowered at 6-inch intervals in the wells from the free-phase product / water table interface to the stinger target depth within the first 8-hours of the event. Stinger depths were varied thereafter to maximize free-phase petroleum product and vapor recovery based on conditions observed in the field. Vacuum and field measurements recorded throughout the event are summarized in **Attachment H**. The vacuum in addition to depth-to-water was also measured in adjacent monitoring wells 12430-MW-12, 12430-MW-2, and 12430-MW25 using magnahelic gauges and an interface probe to evaluate the vacuum's radius of influence. Radius of influence gauging data observed during the event is summarized in **Attachment H**.

Due to the close proximity of the site to places of public business, volatile air emissions were treated on-site utilizing a granulated activated carbon (GAC) unit. Influent and effluent vapor concentrations were measured throughout the event using an IonScience Tiger handheld VOC Photo Ionization Detector (PID). Air emissions pre-treatment and post-treatment concentrations are summarized in **Attachment H**.

A total volume of approximately 9,551 gallons of petroleum impacted liquid was recovered from the site during the 96-hour event conducted on conducted on monitoring wells 12430-MW-21 and 12430-MW-24, and on recovery well 12430-RW-1. Of this amount, approximately 5 gallons was gauged as separated phase petroleum product. Additionally, 208 pounds of gasoline which is equivalent to approximately 33.4 gallons of gasoline was recovered in vapor phase. Waste transportation and disposal records for the petroleum impacted groundwater recovered during the event are provided in **Attachment I**.

7.0 GROUNDWATER SAMPLING

A comprehensive groundwater sampling event was conducted at the site between November 13, 2023 and November 15, 2023 by Mr. Zander Breedlove and Mr. Tyler Beaver of Petra-Tech Environmental, LLC. Quality Assurance verification was provided by Ms. Kaye Jones.

Monitoring wells were where the well screens did not bracket the water table were purged prior to sampling using an adjustable rate submersible pump until it was determined that groundwater flow through the well screen was not inhibited by silt or fine sand and physical field parameters had stabilized. Field parameters were measured using a Horiba U-50 multiparameter water quality meter and a flow cell. Monitoring wells that did not require purging were sampled using a dedicated, disposable, polyethylene bailer. Approximately 165 gallons of purge-water were transported off-site for disposal. Waste transportation and disposal records are attached in **Appendix J**. Monitoring well purging and sampling logs are included in **Appendix K**.

Sample containers were marked in the field with identifying numbers, properly preserved, placed into sample coolers, secured, and maintained at less than 4 degrees Celsius. The samples and chain-of-custody records were submitted to Analytical Environmental Services for analysis of benzene, toluene, ethylbenzene, and xylenes (BTEX), naphthalene, methyl-tert-butyl-ether (MTBE), 8-oxygenates, and 1,2-dicholoroethane (1,2-DCA) by Environmental Protection Agency (EPA) Method 8260; and EDB by EPA Method 8011. One duplicate sample per twenty wells sampled and one field blank for each day in the field was analyzed for BTEX, naphthalene, MTBE, 8-oxygenates, and 1,2-DCA by EPA Method 8260 and EDB by EPA Method 8011. Additionally, one trip blank for each sample cooler was analyzed for BTEX, naphthalene, MTBE, 8-oxygenates, and 1,2-DCA by EPA Method 8260.

7.1 Groundwater Occurrence

Site-wide stabilized groundwater elevations were recorded on November 13, 2023. A tabulation of the groundwater level data is provided in **Table 1**. A water table elevation contour map showing the occurrence and direction of groundwater flow in the shallow, water table aquifer is presented as **Figure 4**. Groundwater flow from the source area is generally to the southeast.

7.2 Groundwater Sampling Results

Petroleum compounds were detected above South Carolina established Risk-Based Screening Levels in wells 12430-MW02, 12430-MW12, 12430-MW12i, 12430-MW14, 12430-MW20, 12430-MW21, 12430-MW23i, 12430-MW25, 12430-MW0X, 12430-MW0XR, and 12430-RW03.

Petroleum compounds detected above South Carolina established Risk-Based Screening Levels include:

- Benzene
  - 12430-MW02
  - 12430-MW12
  - 12430-MW12i
  - 12430-MW14
  - 12430-MW20
  - 12430-MW21
  - 12430-MW25
  - 12430-MW0X
  - 12430-MW0XR
  - 12430-RW03

- Toluene
  - 12430-MW12
  - 12430-MW21
  - 12430-MW0X
  - 12430-RW03

- Ethylbenzene
  - 12430-MW12
  - 12430-MW21
  - 12430-RW03

- Xylenes
  -

- MTBE
  - 12430-MW21
  - 12430-MW23i
  - 12430-MW25
  - 12430-MW0X
  - 12430-MW0XR

- Naphthalene
  - 12430-MW12
  - 12430-MW20
  - 12430-MW21
  - 12430-MW0X
  - 12430-RW03

- 1,2-DCA
  - 12430-MW12
  - 12430-MW23i
  - 12430-MW25
  - 12430-MW0X
  - 12430-MW0XR
  - 12430-RW03

- EDB
  - 12430-MW21

- Ethyl-Tert-Butyl-Ether (ETBE)
  -

- Ethyl-Tert-Butyl-Alcohol (ETBA)
  -

- Tert-Amyl-Methyl-Ether (TAME)
  -

- Di-Isopropyl-Ether (DIPE)
  - 12430-MW20
  - 12430-MW21
  - 12430-MW23i
  - 12430-MW0X

- Ethanol
  -

- Tert-Butyl-Formate (TBF)
  -

- Tert-Butyl-Alcohol (TBA)
  -

- Tert-Amyl-Alcohol (TAA)
    - 12430-MW12
    - 12430-MW14
    - 12430-MW20
    - 12430-MW21
    - 12430-MW23i
    - 12430-MW25
    - 12430-MW0X
    - 12430-MW0XR
    - 12430-RW03

Free-phase petroleum product was detected in groundwater monitoring wells 12430-MW01 (0.14-feet) and 12430-MW24 (1.14-feet); and in recovery wells 12430-RW01 (0.06-feet) and 12430-RW02 (0.30-feet).

The results of the laboratory analyses are summarized in **Table 2.** A benzene isoconcentration map is included as **Figure 5**. Laboratory data sheets are provided in **Appendix L**.

8.0 CONCLUSIONS

Based on the results of the current scope of work, the 96-Hour Aggressive Fluid Vapor Recovery event was effective in removing petroleum product as both free-phase and vapor phase, and continue to serve as a critical remedial measure in the removal of free-product at the site. Petra-Tech Environmental recommends a series of two additional 96-hour AFVR events at the site to continue free-phase petroleum product removal, followed by the completion of a comprehensive groundwater sampling event. Surfactant enhanced AFVR should be considered as a future remedial strategy to increase the effectiveness of AFVRs due to the relatively low formation conductivity.

Groundwater sampling events should be implemented on a semi-annual schedule to monitor migration of the groundwater contaminant plume.

TABLES

TABLE 1
Monitoring Well and Groundwater Surface Elevation Data
Westside Quick Stop - UST Permit #12430
Greenville, Greenville County, South Carolina

Monitoring Well	Ground Surface Elevation	Top-of-Casing Elevation	Date	Free-Product Depth Below Top-of-Casing	Groundwater Depth Below Top-of-Casing	Free-Product Thickness	Groundwater Elevation	Well Depth BGS	Screened Interval Depth	Screened Interval Elevation
12430-MW01	1005.56	1005.32	08/13/2013	-	17.97	-	987.35	30.00	15.00 - 30.00	990.56 - 975.56
			03/31/2015	-	22.63	-	982.69			
			04/10/2017	25.21	29.37	4.16	978.86			
			04/24/2017	24.83	29.29	4.46	979.15			
			10/03/2017	24.28	29.31	5.03	979.53			
			03/12/2018	21.69	26.58	4.89	982.16			
			05/18/2018 Pre-AFVR	21.39	25.65	4.26	982.65			
			04/22/2019	17.00	17.20	0.20	988.26			
			01/13/2020 Pre-AFVR	21.15	21.59	0.44	984.04			
			08/19/2020	-	20.10	Sheen	985.22			
			09/15/2021	25.21	25.24	0.03	980.10			
			12/14/2022	25.44	27.79	2.35	979.18			
			09/11/2023 Pre-AFVR	24.79	26.34	1.55	980.07			
			10/16/2023 Pre-AFVR	24.65	24.94	0.29	980.58			
			11/13/2023	25.37	25.51	0.14	979.91			
12430-MW02	1006.50	1006.20	08/13/2013	-	18.85	-	987.35	30.00	15.00 - 30.00	991.50 - 976.50
			03/31/2015	-	21.69	-	984.51			
			04/10/2017	-	27.44	-	978.76			
			10/03/2017	-	26.53	-	979.67			
			03/12/2018	-	23.82	-	982.38			
			04/22/2019	-	17.93	-	988.27			
			08/19/2020	-	20.96	-	985.24			
			09/16/2021	-	26.08	-	980.12			
			12/14/2022	-	26.34	-	979.86			
			11/13/2023	-	26.27	-	979.93			
12430-MW03	1008.72	1008.49	08/13/2013	-	21.00	-	987.49	30.00	15.00 - 30.00	993.72 - 978.72
			03/31/2015	-	23.81	-	984.68			
			04/10/2017	DRY			NA			
			10/03/2017	DRY			NA			
			03/12/2018	-	26.51	-	981.98			
			04/22/2019	-	19.80	-	988.69			
			08/19/2020	-	22.69	-	985.80			
			09/15/2021	-	28.10	-	980.39			
			12/14/2022	-	28.90	-	979.59			
			11/13/2023	-	28.19	-	980.30			
12430-MW04	1008.45	1008.27	03/31/2015	-	23.47	-	984.80	30.49	20.29 - 30.29	988.16 - 978.16
			04/10/2017	DRY			NA			
			10/03/2017	-	28.19	-	980.08			
			03/12/2018	-	25.86	-	982.41			
			04/22/2019	-	19.34	-	988.93			
			08/19/2020	-	22.24	-	986.03			
			09/16/2021	-	27.59	-	980.68			
			12/14/2022	-	28.35	-	979.92			
			11/13/2023	-	27.76	-	980.51			
12430-MW04I	1008.35	1008.12	04/10/2017	-	29.36	-	978.76	53.17	47.97 - 52.97	960.38 - 955.38
			10/03/2017	-	28.35	-	979.77			
			03/12/2018	-	25.93	-	982.19			
			04/22/2019	-	19.68	-	988.44			
			08/19/2020	-	22.73	-	985.39			
			09/16/2021	-	27.97	-	980.15			
			12/14/2022	-	28.25	-	979.87			
			11/13/2023	-	28.09	-	980.03			
12430-MW05	998.24	997.73	03/31/2015	-	13.01	-	984.72	20.80	10.60 - 20.60	987.64 - 977.64
			04/10/2017	-	18.61	-	979.12			
			10/03/2017	-	18.26	-	979.47			
			03/12/2018	-	15.20	-	982.53			
			04/22/2019	-	9.71	-	988.02			
			08/19/2020	-	13.33	-	984.40			
			09/15/2021	-	18.13	-	979.60			
			12/14/2022	-	17.74	-	979.99			
			11/13/2023	Destroyed						
12430-MW06	998.58	998.27	03/31/2015	-	13.32	-	984.95	21.47	11.27 - 21.27	987.31 - 977.31
			04/10/2017	-	19.01	-	979.26			
			10/03/2017	-	18.25	-	980.02			
			03/12/2018	-	15.53	-	982.74			
			04/22/2019	-	9.71	-	988.56			
			08/19/2020	-	13.17	-	985.10			
			09/15/2021	-	18.05	-	980.22			
			12/14/2022	-	17.97	-	980.30			
			11/13/2023	-	18.00	-	980.27			

Monitoring Well	Ground Surface Elevation	Top-of-Casing Elevation	Date	Free-Product Depth Below Top-of-Casing	Groundwater Depth Below Top-of-Casing	Free-Product Thickness	Groundwater Elevation	Well Depth BGS	Screened Interval Depth	Screened Interval Elevation
12430-MW07	1006.27	1005.88	03/31/2015	-	19.61	-	986.27	31.04	20.84 - 30.84	985.43 - 975.43
			04/10/2017	DRY			NA			
			10/03/2017	-	25.52	-	980.36			
			03/12/2018	-	22.85	-	983.03			
			04/22/2019	-	17.13	-	17.13			
			08/19/2020	-	20.36	-	985.52			
			09/15/2021	-	25.36	-	980.52			
			12/14/2022	Well Obstructed @ 26.04						
			11/13/2023	Well Obstructed @ 26.04						
12430-MW08	1007.86	1007.43	03/31/2015	-	22.71	-	984.72	31.10	20.90 - 30.90	986.96 - 976.96
			04/10/2017	-	28.58	-	978.85			
			10/03/2017	-	27.62	-	979.81			
			03/12/2018	-	25.04	-	982.39			
			04/22/2019	-	19.09	-	988.34			
			08/19/2020	-	22.13	-	985.30			
			09/15/2021	-	27.25	-	980.18			
			12/14/2022	-	27.51	-	979.92			
			11/13/2023	-	27.40	-	980.03			
12430-MW09	1009.07	1008.55	03/31/2015	-	23.20	-	985.35	30.04	19.84 - 29.84	989.23 - 979.23
			04/10/2017	DRY			NA			
			10/03/2017	-	27.96	-	980.59			
			03/12/2018	-		-	982.81			
			04/22/2019	-	19.15	-	989.40			
			08/19/2020	-	22.03	-	986.52			
			09/15/2021	-	27.43	-	981.12			
			12/14/2022	-	28.18	-	980.37			
			11/13/2023	-	27.15	-	981.40			
12430-MW10	1008.54	1008.22	03/31/2015	-	22.94	-	985.28	30.47	20.27 - 30.27	988.27 - 978.27
			04/10/2017	-	29.30	-	978.92			
			10/03/2017	-	26.98	-	981.24			
			03/12/2018	Car Parked Above Well						
			04/22/2019	-	18.03	-	990.19			
			08/19/2020	-	19.66	-	988.56			
			09/15/2021	-	26.10	-	982.12			
			12/14/2022	-	28.17	-	980.05			
			11/13/2023	-	25.88	-	982.34			
12430-MW11	1008.26	1007.84	03/31/2015	-	22.82	-	985.02	30.83	20.63 - 30.63	987.63 - 977.63
			04/10/2017	-	29.37	-	978.47			
			10/03/2017	-	27.16	-	980.68			
			03/12/2018	-	25.70	-	982.14			
			04/22/2019	-	17.79	-	990.05			
			08/19/2020	-	20.34	-	987.50			
			09/15/2021	-	26.32	-	981.52			
			12/14/2022	-	28.15	-	979.69			
			11/13/2023	-	26.23	-	981.61			
12430-MW12	1005.64	1005.35	04/10/2017	-	26.59	-	978.76	35.69	25.49 - 35.49	980.15 - 970.15
			10/03/2017	-	25.39	-	979.96			
			03/12/2018	-	23.41	-	981.94			
			04/22/2019	-	18.38	-	986.97			
			08/19/2020	-	20.39	-	984.96			
			09/16/2021	-	24.96	-	980.39			
			12/14/2022	-	25.60	-	979.75			
			11/13/2023	-	25.71	-	979.64			
12430-MW12I	1005.65	1005.37	04/10/2017	-	26.65	-	978.72	45.63	40.43 - 45.43	965.22 - 960.22
			10/03/2017	-	25.81	-	979.56			
			03/12/2018	-	23.05	-	982.32			
			04/22/2019	-	17.01	-	988.36			
			08/19/2020	-	20.25	-	985.12			
			09/16/2021	-	25.47	-	979.90			
			12/14/2022	-	25.78	-	979.59			
			11/13/2023	-	25.80	-	979.57			
12430-MW14	1000.38	1000.02	04/10/2017	-	21.25	-	978.77	25.57	15.37 - 25.37	985.01 - 975.01
			10/03/2017	-	20.46	-	979.56			
			03/12/2018	-	17.75	-	982.27			
			04/22/2019	-	11.69	-	988.33			
			08/19/2020	-	15.06	-	984.96			
			09/15/2021	-	20.13	-	979.89			
			12/14/2022	-	20.15	-	979.87			
			11/13/2023	-	20.21	-	979.81			
12430-MW14I	1000.31	1000.11	04/10/2017	-	21.41	-	978.70	67.92	62.72 - 67.72	937.59 - 932.59
			10/03/2017	-	20.64	-	979.47			
			03/12/2018	-	17.93	-	982.18			
			04/22/2019	-	12.13	-	987.98			
			08/19/2020	-	15.39	-	984.72			
			09/15/2021	-	20.35	-	979.76			
			12/14/2022	-	20.41	-	979.70			
			11/13/2023	-	20.44	-	979.67			

Monitoring Well	Ground Surface Elevation	Top-of-Casing Elevation	Date	Free-Product Depth Below Top-of-Casing	Groundwater Depth Below Top-of-Casing	Free-Product Thickness	Groundwater Elevation	Well Depth BGS	Screened Interval Depth	Screened Interval Elevation
12430-MW15	1000.15	999.88	04/10/2017	-	21.18	-	978.70	26.83	16.63 - 26.63	983.52 - 973.52
			10/03/2017	-	20.52	-	979.36			
			03/12/2018	-	17.70	-	982.18			
			04/22/2019	-	15.30	-	984.58			
			08/19/2020	-	15.37	-	984.51			
			09/15/2021	-	20.24	-	979.64			
			12/14/2022	-	20.26	-	979.62			
			11/13/2023	Not accessible. Trailer parked above well.						
12430-MW15I	1000.06	999.88	04/10/2017	-	21.24	-	978.64	62.13	56.93 - 61.93	943.13 - 938.13
			10/03/2017	-	20.55	-	979.33			
			03/12/2018	-	17.78	-	982.10			
			04/22/2019	-	12.06	-	987.82			
			08/19/2020	-	15.37	-	984.51			
			09/15/2021	-	20.28	-	979.60			
			12/14/2022	-	20.16	-	979.72			
			11/13/2023	Not accessible. Trailer parked above well.						
12430-MW16	1001.01	1000.63	04/10/2017	-	22.10	-	978.53	27.71	17.51 - 27.51	983.50 - 973.50
			10/03/2017	-	21.38	-	979.25			
			03/12/2018	-	18.59	-	982.04			
			04/22/2019	-	12.70	-	987.93			
			08/19/2020	-	16.04	-	984.59			
			09/15/2021	-	21.08	-	979.55			
			12/14/2022	-	21.13	-	979.50			
			11/13/2023	-	21.23	-	979.40			
12430-MW16I	1001.10	1000.72	04/10/2017	-	22.11	-	978.61	65.49	60.29 - 65.29	940.81 - 935.81
			10/03/2017	-	21.41	-	979.31			
			03/12/2018	-	18.65	-	982.07			
			04/22/2019	-	12.86	-	987.86			
			08/19/2020	-	16.23	-	984.49			
			09/15/2021	-	21.16	-	979.56			
			12/14/2022	-	21.07	-	979.65			
			11/13/2023	-	21.28	-	979.44			
12430-MW17	1000.25	999.85	04/10/2017	-	21.36	-	978.49	28.82	18.62 - 28.62	981.63 - 971.63
			10/03/2017	-	20.76	-	979.09			
			03/12/2018	-	17.81	-	982.04			
			04/22/2019	-	12.50	-	987.35			
			08/19/2020	-	16.26	-	983.59			
			09/15/2021	-	20.20	-	979.65			
			12/14/2022	-	21.22	-	978.63			
			11/13/2023	-	20.65	-	979.20			
12430-MW17I	1000.44	1000.01	04/10/2017	-	21.46	-	978.55	60.41	55.21 - 60.21	945.23 - 940.23
			10/03/2017	-	20.82	-	979.19			
			03/12/2018	-	17.97	-	982.04			
			04/22/2019	-	11.74	-	988.27			
			08/19/2020	-	15.74	-	984.27			
			09/15/2021	-	20.65	-	979.36			
			12/14/2022	-	21.68	-	978.33			
			11/13/2023	-	20.63	-	979.38			
12430-MW18	1003.14	1002.78	04/10/2017	-	24.38	-	978.40	29.30	19.10 - 29.10	984.04 - 974.04
			10/03/2017	-	23.61	-	979.17			
			03/12/2018	-	20.90	-	981.88			
			04/22/2019	NOT LOCATED						
			08/19/2020	NOT LOCATED						
			09/15/2021	NOT LOCATED						
			12/14/2022	NOT LOCATED						
			11/13/2023	NOT LOCATED						
12430-MW18I	1002.36	1001.89	03/12/2018	-	19.87	-	982.02	65.47	60.27 - 65.27	942.09 - 937.09
			04/22/2019	NOT LOCATED						
			08/19/2020	NOT LOCATED						
			09/15/2021	NOT LOCATED						
			12/14/2022	NOT LOCATED						
			11/13/2023	NOT LOCATED						
12430-MW19	1008.61	1008.24	04/10/2017	-	29.68	-	978.56	39.69	29.49 - 39.49	979.12 - 969.12
			10/03/2017	-	28.83	-	979.41			
			03/12/2018	-	26.07	-	982.17			
			04/22/2019	-	20.01	-	988.23			
			08/19/2020	-	23.43	-	984.81			
			09/15/2021	-	28.45	-	979.79			
			12/14/2022	-	28.33	-	979.91			
			11/13/2023	-	28.21	-	980.03			
			11/20/2023	Abandoned						
12430-MW19I	1008.55	1008.18	04/10/2017	-	29.57	-	978.61	70.68	65.48 - 70.48	943.07 - 938.07
			10/03/2017	-	28.82	-	979.36			
			03/12/2018	-	25.93	-	982.25			
			04/22/2019	-	20.24	-	987.94			
			08/19/2020	-	23.26	-	984.92			
			09/15/2021	-	28.48	-	979.70			
			12/14/2022	-	28.47	-	979.71			
			11/13/2023	-	28.61	-	979.57			
			11/20/2023	Abandoned						

Monitoring Well	Ground Surface Elevation	Top-of-Casing Elevation	Date	Free-Product Depth Below Top-of-Casing	Groundwater Depth Below Top-of-Casing	Free-Product Thickness	Groundwater Elevation	Well Depth BGS	Screened Interval Depth	Screened Interval Elevation
12430-MW20	1008.40	1008.01	04/10/2017	-	29.41	-	978.60	40.87	30.67 - 40.67	977.73 - 967.73
			10/03/2017	-	28.22	-	979.79			
			03/12/2018	-	25.76	-	982.25			
			04/22/2019	-	22.19	-	985.82			
			08/19/2020	-	23.22	-	984.79			
			09/15/2021	-	27.67	-	980.34			
			12/14/2022	-	28.28	-	979.73			
			11/13/2023	-	28.04	-	979.97			
12430-MW21	1007.16	1006.73	04/10/2017	-	28.06	-	978.67	35.14	24.94 - 34.94	982.22 - 972.22
			10/03/2017	-	27.19	-	979.54			
			03/12/2018	-	24.54	-	982.19			
			04/22/2019	-	18.89	-	987.84			
			08/19/2020	-	21.64	-	985.09			
			09/16/2021	-	26.71	-	980.02			
			12/14/2022	26.91	26.94	0.03	979.79			
			09/18/2023 Pre-AFVR	25.16	25.24	0.08	981.49			
			10/23/2023 Pre-AFVR	26.19	26.21	0.02	980.52			
			11/13/2023	-	26.90	-	979.83			
12430-MW22	1007.45	1007.12	04/10/2017	-	28.31	-	978.81	35.06	24.86 - 34.86	982.59 - 972.59
			10/03/2017	-	27.30	-	979.82			
			03/12/2018	-	24.68	-	982.44			
			04/22/2019	-	18.69	-	988.43			
			08/19/2020	-	21.65	-	985.47			
			09/16/2021	-	26.82	-	980.30			
			12/14/2022	-	27.23	-	979.89			
			11/13/2023	-	27.00	-	980.12			
12430-MW22I	1007.28	1007.03	04/10/2017	-	28.29	-	978.74	49.72	44.52 - 49.52	962.76 - 957.76
			10/03/2017	-	27.46	-	979.57			
			03/12/2018	-	24.73	-	982.30			
			04/22/2019	-	18.61	-	988.42			
			08/19/2020	-	22.02	-	985.01			
			09/16/2021	-	27.06	-	979.97			
			12/14/2022	-	27.17	-	979.86			
			11/13/2023	-	27.20	-	979.83			
12430-MW23	1008.66	1008.24	04/10/2017	-	29.61	-	978.63	39.87	29.67 - 39.67	978.99 - 968.99
			10/03/2017	-	28.71	-	979.53			
			03/12/2018	-	26.14	-	982.10			
			04/22/2019	-	20.04	-	988.20			
			08/19/2020	-	23.16	-	985.08			
			09/15/2021	-	28.27	-	979.97			
			12/14/2022	-	28.52	-	979.72			
			11/13/2023	-	28.40	-	979.84			
			11/20/2023	Abandoned						
12430-MW23I	1008.66	1008.21	10/03/2017	-	28.73	-	979.48	61.69	56.49 - 61.49	952.17 - 947.17
			03/12/2018	-	26.02	-	982.19			
			04/22/2019	-	20.20	-	988.01			
			08/19/2020	-	23.40	-	984.81			
			09/15/2021	-	28.41	-	979.80			
			12/14/2022	-	28.41	-	979.80			
			11/13/2023	-	28.32	-	979.89			
			11/20/2023	Abandoned						
12430-MW24	1006.83	1006.39	04/10/2017	26.56	31.04	4.48	978.49	35.25	25.05 - 35.05	981.78 - 971.78
			04/24/2017	25.87	30.62	4.75	979.10			
			10/03/2017	25.29	31.56	6.27	979.22			
			03/12/2018	23.11	27.37	4.26	982.00			
			05/14/2018 Pre-AFVR	23.17	27.28	4.11	981.99			
			05/18/2018 Pre-AFVR	23.73	25.45	1.72	982.14			
			04/22/2019	18.40	20.12	1.72	987.47			
			01/13/2020 Pre-AFVR	23.14	23.95	0.81	983.01			
			08/19/2020	-	21.28	Sheen	985.11			
			02/08/2021 Pre-AFVR	-	20.74	-	985.65			
			03/22/2021 Pre-AFVR	-	20.04	-	986.35			
			09/16/2021	-	26.40	-	979.99			
			02/28/2022 Pre-AFVR	22.95	23.21	0.26	983.36			
			03/28/2022 Pre-AFVR	21.95	21.98	0.03	984.43			
			12/14/2022	26.39	27.51	1.12	979.66			
			09/18/2023 Pre-AFVR	26.82	27.21	0.39	979.45			
			10/23/2023 Pre-AFVR	26.31	26.41	0.10	980.05			
			11/13/2023	26.10	27.24	1.14	979.95			

Monitoring Well	Ground Surface Elevation	Top-of-Casing Elevation	Date	Free-Product Depth Below Top-of-Casing	Groundwater Depth Below Top-of-Casing	Free-Product Thickness	Groundwater Elevation	Well Depth BGS	Screened Interval Depth	Screened Interval Elevation
12430-MW25	1007.57	1007.27	42835.00	-	28.72	-	978.55	38.20	28.00 - 38.00	979.57 - 969.57
			10/03/2017	-	27.82	-	979.45			
			03/12/2018	-	25.13	-	982.14			
			04/22/2019	-	19.20	-	988.07			
			08/19/2020	-	22.45	-	984.82			
			09/16/2021	-	27.47	-	979.80			
			12/14/2022	-	27.68	-	979.59			
			11/13/2023	-	28.17	-	979.10			
12430-MW26	1007.68	1007.33	04/10/2017	-	28.52	-	978.81	36.45	26.25 - 36.25	981.43 - 971.43
			10/03/2017	-	27.50	-	979.83			
			03/12/2018	-	24.94	-	982.39			
			04/22/2019	-	18.84	-	988.49			
			08/19/2020	-	21.78	-	985.55			
			09/16/2021	-	26.98	-	980.35			
			12/14/2022	-	27.40	-	979.93			
			11/13/2023	-	27.15	-	980.18			
12430-MW26I	1007.67	1007.27	04/10/2017	-	28.53	-	978.74	55.11	49.91 - 54.91	957.76 - 952.76
			10/03/2017	-	27.50	-	979.77			
			03/12/2018	-	24.91	-	982.36			
			04/22/2019	-	19.05	-	988.22			
			08/19/2020	-	21.89	-	985.38			
			09/16/2021	-	27.11	-	980.16			
			12/14/2022	-	27.42	-	979.85			
			11/13/2023	-	27.15	-	980.12			
12430-MW27	1007.24	1006.96	10/03/2017	-	27.26	-	979.70	34.70	24.50 - 34.50	982.74 - 972.74
			03/12/2018	-	24.99	-	981.97			
			04/22/2019	-	18.45	-	988.51			
			08/19/2020	-	21.43	-	985.53			
			09/15/2021	-	27.19	-	979.77			
			12/14/2022	-	27.44	-	979.52			
			11/13/2023	-	26.80	-	980.16			
12430-MW27I	1007.49	1007.08	03/12/2018	-	25.20	-	981.88	65.41	60.21 - 65.21	947.28 - 942.28
			04/22/2019	-	18.86	-	988.22			
			08/19/2020	-	21.96	-	985.12			
			09/15/2021	NOT LOCATED						
			12/14/2022	-	27.44	-	27.65			
			11/13/2023	-	27.25	-	979.83			
12430-MW28	1007.08	1006.76	10/03/2017	-	26.82	-	979.94	35.91	25.71 - 35.71	981.37 - 971.37
			03/12/2018	-	24.20	-	982.56			
			04/22/2019	-	18.00	-	988.76			
			08/19/2020	-	21.36	-	985.40			
			09/15/2021	-	26.40	-	980.36			
			12/14/2022	-	26.61	-	980.15			
			11/13/2023	-	26.58	-	980.18			
12430-RW01	1007.18	1006.69	04/10/2017	27.34	29.98	2.64	978.56	40.69	20.49 - 40.49	986.69 - 966.69
			04/17/2017	26.99	30.19	3.20	978.74			
			10/03/2017	25.62	31.71	6.09	979.24			
			03/12/2018	23.14	28.36	5.22	981.98			
			05/14/2018 Pre-AFVR	23.30	27.89	4.59	982.01			
			04/22/2019	18.00	20.35	2.35	987.99			
			01/13/2020 Pre-AFVR	22.45	24.64	2.19	983.58			
			08/19/2020	-	21.66	Sheen	985.03			
			02/08/2021 Pre-AFVR	-	21.13	-	985.56			
			03/22/2021 Pre-AFVR	-	19.63	-	987.06			
			09/16/2021	-	26.71	Sheen	979.98			
			02/28/2022 Pre-AFVR	23.13	23.38	0.25	983.49			
			03/28/2022 Pre-AFVR	22.32	22.38	0.06	984.35			
			12/14/2022	26.79	26.85	0.06	979.88			
			09/18/2023 Pre-AFVR	25.37	25.39	0.02	981.31			
			10/23/2023 Pre-AFVR	26.36	26.37	0.01	980.33			
			11/13/2023	26.84	26.90	0.06	979.83			

Monitoring Well	Ground Surface Elevation	Top-of-Casing Elevation	Date	Free-Product Depth Below Top-of-Casing	Groundwater Depth Below Top-of-Casing	Free-Product Thickness	Groundwater Elevation	Well Depth BGS	Screened Interval Depth	Screened Interval Elevation
12430-RW02	1006.53	1006.23	04/10/2017	26.58	30.63	4.05	978.44	38.08	17.88 - 37.88	988.65 - 968.65
			04/24/2017	25.58	28.63	3.05	979.74			
			10/03/2017	25.61	30.26	4.65	979.23			
			03/12/2018	23.63	26.94	3.31	981.61			
			05/18/2018 Pre-AFVR	23.04	26.84	3.80	982.05			
			04/22/2019	-	18.18	-	988.05			
			08/19/2020	21.18	21.33	0.15	985.16			
			02/08/2021 Pre-AFVR	20.68	21.13	0.45	985.42			
			03/22/2021 Pre-AFVR	-	20.04	-	986.19			
			09/16/2021	-	26.30	-	979.93			
			02/28/2022 Pre-AFVR	23.91	23.94	0.03	982.31			
			03/28/2022 Pre-AFVR	21.89	21.90	0.01	984.34			
			12/14/2022	26.31	26.96	0.65	979.73			
			09/11/2023 Pre-AFVR	25.27	25.87	0.60	980.78			
			10/16/2023 Pre-AFVR	25.53	25.68	0.15	980.66			
			11/13/2023	26.45	26.65	0.20	979.72			
12430-RW03	1006.17	1005.90	04/10/2017	-	27.19	-	978.71	40.00	19.80 - 39.80	986.37 - 966.37
			10/03/2017	-	26.29	-	979.61			
			03/12/2018	-	23.57	-	982.33			
			04/22/2019	-	17.70	-	988.20			
			08/19/2020	-	20.79	-	985.11			
			09/16/2021	-	25.91	-	979.99			
			12/14/2022	26.12	27.19	1.07	978.71			
			09/11/2023 Pre-AFVR	23.94	24.84	0.90	1005.00			
			10/16/2023 Pre-AFVR	25.10	25.23	0.13	1005.77			
			11/13/2023	-	26.07	-	979.83			
12430-MWX	1007.47	1007.20	04/10/2017	28.53	NA	+1.47	NA	30.27	20.07 - 30.07	987.40 - 977.40
			04/17/2017	28.30	NA	+1.70	NA			
			10/03/2017	-	27.69	Sheen	979.51			
			03/12/2018	-	24.07	Sheen	983.13			
			05/14/2018 Pre-AFVR	-	24.93	-	982.27			
			04/22/2019	-	19.11	-	988.09			
			08/19/2020	-	22.26	-	984.94			
			09/16/2021	-	27.31	-	979.89			
			12/14/2022	-	28.05	-	979.15			
			11/13/2023	-	27.70	-	979.50			
12430-MWXR	1007.67	1007.31	04/10/2017	-	28.66	-	978.65	38.25	28.05 - 38.05	979.62 - 969.62
			04/17/2017	28.43	28.45	0.02	978.87			
			10/03/2017	-	27.83	Sheen	979.48			
			03/12/2018	-	25.06	-	982.25			
			04/22/2019	-	19.20	-	988.11			
			08/19/2020	-	22.45	-	984.86			
			09/16/2021	-	27.50	-	979.81			
			12/14/2022	-	27.63	-	979.68			
			11/13/2023	-	28.14	-	979.17			

NOTES:
Measurements are in feet
BGS - below ground surface
Elevations are NAVD 88

TABLE 2
Summary of Groundwater Analytical Results
Westside Quick Stop - UST Permit #12430
Greenville, Greenville County, South Carolina

		Free-Product Thickness (feet)	Benzene (µg/L)	Toluene (µg/L)	Ethylbenzene (µg/L)	Xylenes (µg/L)	MTBE (µg/L)	Naphthalene (µg/L)	EDB (µg/L)	1,2 DCA (µg/L)	ETBE (µg/L)	ETBA (µg/L)	TAME (µg/L)	DIPE (µg/L)	Ethanol (µg/L)	TBF (µg/L)	TBA (µg/L)	TAA (µg/L)	Lead (µg/L)	Dissolved Lead (µg/L)
		---	RBSL 5	RBSL 1,000	RBSL 700	RBSL 10,000	RBSL 40	RBSL 25	RBSL 0.05	RBSL 5	RBSL 47	RBSL NE	RBSL 128	RBSL 150	RBSL 10,000	RBSL NE	RBSL 1,400	RBSL 240	RBSL 15	RBSL 15
12430-MW01	08/13/2013		***27000***	***54000***	***2700***	***13000***	***5200***	<500	***0.90***	<500	<500	<10000	<5000	***2600***	<50000	<2500	<10000	***27000***	<10	NT
		-	***27000***	***54000***	***2700***	***13000***	***5200***	<500	***0.93***	<500	<500	<10000	<5000	***2600***	<50000	<2500	<10000	***28000***	<10	NT
	03/30/2015		***3000***	***6300***	***440***	***2500***	***800***	<20	<0.049	<7.4	<10	<75	<13	***68***	<960	<33	***180 J***	***1800***	<4.7	NT
		-	***3000***	***6200***	***420***	***2500***	***820***	<20	<0.0049	<7.4	<10	<75	<13	***67***	<960	<33	***190 J***	***1900***	<4.7	NT
	04/10/2017	***4.16***	NS	NS	NS	NS	NS	NS	NS	NS	NS	NS	NS	NS	NS	NS	NS	NS	NS	NS
	03/12/2018	***4.89***	NS	NS	NS	NS	NS	NS	NS	NS	NS	NS	NS	NS	NS	NS	NS	NS	NS	NS
	05/18/2018	***4.26***	AFVR Event Peformed - 05/18/2018 through 05/22/2018																	
	04/22/2019	***0.20***	NS	NS	NS	NS	NS	NS	NS	NS	NS	NS	NS	NS	NS	NS	NS	NS	NS	NS
	01/13/2020	***0.44***	AFVR Event Peformed - 01/13/2020 through 01/17/2020																	
	08/22/2020	***SHEEN***	***14000***	***43400***	***3050***	***16400***	<1240	<836	<0.011	<824	<3380	<21600	<1220	<1400	<57600	<9640	<36400	<26200	NT	NT
	09/16/2021	***0.03***	NS	NS	NS	NS	NS	NS	NS	NS	NS	NS	NS	NS	NS	NS	NS	NS	NS	NS
	12/15/2022	***2.35***	NS	NS	NS	NS	NS	NS	NS	NS	NS	NS	NS	NS	NS	NS	NS	NS	NS	NS
	11/13/2023	***0.14***	NS	NS	NS	NS	NS	NS	NS	NS	NS	NS	NS	NS	NS	NS	NS	NS	NS	NS
12430-MW02	08/13/2013	-	***1000***	***1000***	***200***	***570***	***23***	<20	<0.019	<20	<20	<400	<200	<100	<2000	<100	<400	***910***	<10	NT
	03/30/2015	-	***23000***	***51000***	***3200***	***15000***	***520***	***620***	***0.36***	<74	<100	<750	<130	***1600***	<9600	<330	<1100	***20000***	<4.7	NT
	04/11/2017	-	***851***	***659***	***139***	***562***	<8.5	<10.0	<0.021	<9.0	<18.0	<160	<17.0	<8.5	<655	<36.5	<288	**687**	22.0	NT
	03/19/2018	-	***545***	***710***	***134***	***924***	<8.5	<10.0	<0.020	<9.0	<18.0	<160	<17.0	<8.5	<655	<36.5	<288	***1240***	NT	<2.5
	05/18/2018	-	***570***	***494***	***108***	***817***	<8.5	<10.0	<0.020	<9.0	<18.0	<160	<17.0	<8.5	<655	<36.5	<288	***1020***	NT	<2.5
	04/23/2019	-	***577***	***82.3***	***37.3***	***609***	<15.5	***11.9 J***	<0.011	<10.3	<42.3	<270	<15.2	<17.4	<720	<120	<455	***597***	NT	NT
	08/22/2020	-	***209***	***4.3 J***	<3.7	***120***	<6.2	<4.2	<0.011	<4.1	<16.9	<108	<6.1	<7.0	<288	<48.2	<182	<131	NT	NT
	Dup C	-	***233***	***10.3***	***5.8 J***	***137***	<6.2	<4.2	<0.011	<4.1	<16.9	<108	<6.1	<7.0	<288	<48.2	<182	***132 J***	NT	NT
	09/16/2021	-	***320***	***72***	***32***	***200***	<2.0	<2.0	<0.0049	<2.0	<2.0	<40	<2.1	***5.1***	<260	<10	<40	***310***	NT	NT
	Dup C	-	***320***	***94***	***43***	***250***	***2.2***	***1.8***	<0.0052	<0.40	<0.40	<8.0	***0.50***	***5.6***	<52	<2.0	***16***	***340***	NT	NT
	10/11/2021	-	NT	NT	NT	NT	NT	NT	<0.0081	NT	NT	NT	NT	NT	NT	NT	NT	NT	NT	NT
	Dup C	-	NT	NT	NT	NT	NT	NT	<0.0082	NT	NT	NT	NT	NT	NT	NT	NT	NT	NT	NT
	12/15/2022	-	***106***	***7.9***	***4.1 J***	***30.6***	<3.1	<2.1	<0.0076	<2.1	<8.5	<53.9	<3.0	<3.5	<144	<24.1	<91.0	***166***	NT	NT
	11/14/2023	-	***69***	***5.7***	***1.5***	***15***	<1.0	<5.0	<0.020	<1.0	<10	<100	<10	<10	<100	<100	<100	<100	NT	NT
12430-MW03	08/13/2013	-	<1	<1	<1	<1	<1	<1	<0.020	<1	<1	<20	<10	<5	<100	<5	<20	<20	<10	NT
	03/30/2015	-	<0.13	<0.33	<0.33	<0.33	<0.40	<0.40	<0.020	<0.15	<0.20	<1.5	<0.25	<0.40	<19	<0.66	<2.3	<1.5	***9 J***	NT
	04/10/2017	DRY																		
	03/19/2018	-	<1.7	<1.6	<1.6	<5.0	<1.7	<2.0	<0.020	<1.8	<3.6	<32.1	<3.4	<1.7	<131	<7.3	<57.7	<76.8	NT	NT
	04/23/2019	-	<1.7	<2.0	<1.8	<5.0	<3.1	<2.1	<0.011	<2.1	<8.5	<53.9	<3.0	<3.5	<144	<24.1	<91.0	<65.6	NT	NT
	08/20/2020	-	<1.7	<2.0	<1.8	<5.0	<3.1	<2.1	<0.012	<2.1	<8.5	<53.9	<3.0	<3.5	<144	<24.1	<91.0	<65.6	NT	NT
	09/15/2021	-	<0.40	<0.40	<0.40	<0.40	<0.40	<0.40	<0.0050	<0.40	<0.40	<8.0	<0.42	<0.40	<52	<2.0	<8.0	<8.0	NT	NT
	10/11/2021	-	NT	NT	NT	NT	NT	NT	<0.0081	NT	NT	NT	NT	NT	NT	NT	NT	NT	NT	NT
	12/14/2022	-	<1.7	<2.0	<1.8	<5.0	<3.1	<2.1	<0.0082	<2.1	<8.5	<53.9	<3.0	<3.5	<144	<24.1	<91.0	<65.6	NT	NT
	11/13/2023	-	<1.0	<1.0	<1.0	<1.0	<1.0	<5.0	<0.020	<1.0	<10	<100	<10	<10	<100	<100	<100	<100	NT	NT

		Free-Product Thickness (feet)	Benzene (µg/L)	Toluene (µg/L)	Ethylbenzene (µg/L)	Xylenes (µg/L)	MTBE (µg/L)	Naphthalene (µg/L)	EDB (µg/L)	1,2 DCA (µg/L)	ETBE (µg/L)	ETBA (µg/L)	TAME (µg/L)	DIPE (µg/L)	Ethanol (µg/L)	TBF (µg/L)	TBA (µg/L)	TAA (µg/L)	Lead (µg/L)	Dissolved Lead (µg/L)
		---	RBSL 5	RBSL 1,000	RBSL 700	RBSL 10,000	RBSL 40	RBSL 25	RBSL 0.05	RBSL 5	RBSL 47	RBSL NE	RBSL 128	RBSL 150	RBSL 10,000	RBSL NE	RBSL 1,400	RBSL 240	RBSL 15	RBSL 15
12430-MW04	03/30/2015	-	***41***	***31***	***6.7***	***63***	<0.40	<0.40	<0.020	<0.15	<0.20	<1.5	<0.25	***4.4***	<19	<0.66	<2.3	***5.1 J***	***6.4 J***	NT
	04/10/2017	DRY																		
	03/19/2018	-	***241***	***11.3***	<3.2	***346***	<3.4	<4.0	<0.020	<3.6	<7.2	<64.2	<6.8	***12.5***	<262	<14.6	<115	<154	NT	NT
	04/23/2019	-	***160***	***24.0***	<3.7	***224***	<6.2	<4.2	<0.011	<4.1	<16.9	<108	<6.1	***45.1***	<288	<48.2	***277***	<131	NT	NT
	08/20/2020	-	***13.7***	<2.0	<1.8	<5.0	<3.1	<2.1	<0.011	<2.1	<8.5	<53.9	<3.0	***5.7***	<144	<24.1	<91.0	<65.6	NT	NT
	09/16/2021	-	<0.40	<0.40	<0.40	<0.40	<0.40	<0.40	<0.0050	<0.40	<0.40	<8.0	<0.42	<0.40	<52	<2.0	<8.0	<8.0	NT	NT
	12/15/2022	-	***11.8***	<2.0	<1.8	<5.0	<3.1	<2.1	<0.0075	<2.1	<8.5	<53.9	<3.0	<3.5	<144	<24.1	<91.0	<65.6	NT	NT
	11/14/2023	-	<1.0	<1.0	<1.0	<1.0	<1.0	<5.0	<0.020	<1.0	<10	<100	<10	<10	<100	<100	<100	<100	NT	NT
12430-MW04I	04/11/2017	-	***3.8 J***	***1.9 J***	<1.6	<2.7	<1.7	<2.0	<0.019	<1.8	<3.6	<32.1	<3.4	<1.7	<131	<7.3	<57.7	<76.8	<2.5	NT
	03/19/2018	-	<1.7	<1.6	<1.6	<5.0	<1.7	<2.0	<0.020	<1.8	<3.6	<32.1	<3.4	<1.7	<131	<7.3	<57.7	<76.8	NT	NT
	04/23/2019	-	<1.7	***3.2 J***	<1.8	<5.0	<3.1	<2.1	<0.011	<2.1	<8.5	<53.9	<3.0	<3.5	<144	<24.1	<91.0	<65.6	NT	NT
	08/20/2020	-	<1.7	<2.0	<1.8	<5.0	<3.1	<2.1	<0.011	<2.1	<8.5	<53.9	<3.0	<3.5	<144	<24.1	<91.0	<65.6	NT	NT
	09/16/2021	-	<0.40	<0.40	<0.40	<0.40	<0.40	<0.40	<0.0050	<0.40	<0.40	<8.0	<0.42	<0.40	<52	<2.0	<8.0	<8.0	NT	NT
	12/15/2022	-	<1.7	<2.0	<1.8	<5.0	<3.1	<2.1	<0.0078	<2.1	<8.5	<53.9	<3.0	<3.5	<144	<24.1	<91.0	<65.6	NT	NT
	11/14/2023	-	<1.0	<1.0	<1.0	<1.0	<1.0	<5.0	<0.020	<1.0	<10	<100	<10	<10	<100	<100	<100	<100	NT	NT
12430-MW05	03/31/2015	-	***0.22 J***	***0.70 J***	<0.33	<0.33	<0.40	<0.40	<0.019	<0.15	<0.20	<1.5	<0.25	<0.40	<19	<0.66	<2.3	<1.5	<4.7	NT
	04/11/2017	-	<1.7	<1.6	<1.6	<2.7	<1.7	<2.0	<0.020	<1.8	<3.6	<32.1	<3.4	<1.7	<131	<7.3	<57.7	<76.8	<2.5	NT
	03/12/2018	-	<1.7	<1.6	<1.6	<5.0	<1.7	<2.0	<0.019	<1.8	<3.6	<32.1	<3.4	<1.7	<131	<7.3	<57.7	<76.8	NT	NT
	04/22/2019	-	<1.7	<2.0	<1.8	<5.0	<3.1	<2.1	<0.011	<2.1	<8.5	<53.9	<3.0	<3.5	<144	<24.1	<91.0	<65.6	NT	NT
	08/19/2020	-	<1.7	<2.0	<1.8	<5.0	<3.1	<2.1	<0.011	<2.1	<8.5	<53.9	<3.0	<3.5	<144	<24.1	<91.0	<65.6	NT	NT
	09/15/2021	-	<0.40	<0.40	<0.40	<0.40	<0.40	<0.40	<0.0050	<0.40	<0.40	<8.0	<0.42	<0.40	<52	<2.0	<8.0	<8.0	NT	NT
	10/11/2021	-	NT	NT	NT	NT	NT	NT	<0.0080	NT	NT	NT	NT	NT	NT	NT	NT	NT	NT	NT
	12/14/2022	-	<1.7	<2.0	<1.8	***17.6***	<3.1	<2.1	<0.0076	<2.1	<8.5	<53.9	<3.0	<3.5	<144	<24.1	<91.0	<65.6	NT	NT
	11/13/2023	Destroyed																		
12430-MW06	03/31/2015	-	***0.18 J***	***0.73 J***	<0.33	<0.33	<0.40	<0.40	<0.020	<0.15	<0.20	<1.5	<0.25	<0.40	<19	<0.66	<2.3	<1.5	***14***	NT
	04/11/2017	-	<1.7	<1.6	<1.6	<2.7	<1.7	<2.0	<0.020	<1.8	<3.6	<32.1	<3.4	<1.7	<131	<7.3	<57.7	<76.8	**46.4**	NT
	03/12/2018	-	<1.7	<1.6	<1.6	<5.0	<1.7	<2.0	<0.020	<1.8	<3.6	<32.1	<3.4	<1.7	<131	<7.3	<57.7	<76.8	NT	<2.5
	04/22/2019	-	<1.7	<2.0	<1.8	<5.0	<3.1	<2.1	<0.012	<2.1	<8.5	<53.9	<3.0	<3.5	<144	<24.1	<91.0	<65.6	NT	NT
	08/19/2020	-	<1.7	<2.0	<1.8	<5.0	<3.1	<2.1	<0.011	<2.1	<8.5	<53.9	<3.0	<3.5	<144	<24.1	<91.0	<65.6	NT	NT
	09/15/2021	-	<0.40	<0.40	<0.40	<0.40	<0.40	<0.40	<0.0049	<0.40	<0.40	<8.0	<0.42	<0.40	<52	<2.0	<8.0	<8.0	NT	NT
	10/11/2021	-	NT	NT	NT	NT	NT	NT	<0.0079	NT	NT	NT	NT	NT	NT	NT	NT	NT	NT	NT
	12/14/2022	-	<1.7	<2.0	<1.8	<5.0	<3.1	<2.1	<0.0075	<2.1	<8.5	<53.9	<3.0	<3.5	<144	<24.1	<91.0	<65.6	NT	NT
	11/13/2023	-	<1.0	<1.0	<1.0	<1.0	<1.0	<5.0	<0.020	<1.0	<10	<100	<10	<10	<100	<100	<100	<100	NT	NT
12430-MW07	03/31/2015	-	<0.13	<0.33	<0.33	<0.33	<0.40	<0.40	<0.019	<0.15	<0.20	<1.5	<0.25	<0.40	<19	<0.66	<2.3	<1.5	***4.8 J***	NT
	04/10/2017	DRY																		
	03/19/2018	-	<1.7	<1.6	<1.6	<5.0	<1.7	<2.0	<0.020	<1.8	<3.6	<32.1	<3.4	<1.7	<131	<7.3	<57.7	<76.8	NT	NT
	04/22/2019	-	<1.7	<2.0	<1.8	<5.0	<3.1	<2.1	<0.011	<2.1	<8.5	<53.9	<3.0	<3.5	<144	<24.1	<91.0	<65.6	NT	NT
	08/20/2020	-	<1.7	<2.0	<1.8	<5.0	<3.1	<2.1	<0.011	<2.1	<8.5	<53.9	<3.0	<3.5	<144	<24.1	<91.0	<65.6	NT	NT
	09/15/2021	-	<0.40	<0.40	<0.40	<0.40	<0.40	<0.40	<0.0052	<0.40	<0.40	<8.0	<0.42	<0.40	<52	<2.0	<8.0	<8.0	NT	NT
	10/11/2021	-	NT	NT	NT	NT	NT	NT	<0.0082	NT	NT	NT	NT	NT	NT	NT	NT	NT	NT	NT
	12/15/2022	-	Well Obstructed @ 26.04																	

		Free-Product Thickness (feet)	Benzene (µg/L)	Toluene (µg/L)	Ethylbenzene (µg/L)	Xylenes (µg/L)	MTBE (µg/L)	Naphthalene (µg/L)	EDB (µg/L)	1,2 DCA (µg/L)	ETBE (µg/L)	ETBA (µg/L)	TAME (µg/L)	DIPE (µg/L)	Ethanol (µg/L)	TBF (µg/L)	TBA (µg/L)	TAA (µg/L)	Lead (µg/L)	Dissolved Lead (µg/L)
		---	RBSL 5	RBSL 1,000	RBSL 700	RBSL 10,000	RBSL 40	RBSL 25	RBSL 0.05	RBSL 5	RBSL 47	RBSL NE	RBSL 128	RBSL 150	RBSL 10,000	RBSL NE	RBSL 1,400	RBSL 240	RBSL 15	RBSL 15
12430-MW08	03/30/2015	-	<0.13	<0.33	<0.33	<0.33	<0.40	<0.40	<0.020	<0.15	<0.20	<1.5	<0.25	<0.40	<19	<0.66	***26***	***14 J***	<4.7	NT
	04/11/2017	-	<1.7	<1.6	<1.6	<2.7	<1.7	<2.0	<0.020	<1.8	<3.6	<32.1	<3.4	<1.7	<131	<7.3	<57.7	<76.8	<2.5	NT
	03/19/2018	-	<1.7	<1.6	<1.6	<5.0	<1.7	<2.0	<0.020	<1.8	<3.6	<32.1	<3.4	<1.7	<131	<7.3	<57.7	<76.8	NT	NT
	04/22/2019	-	<1.7	<2.0	<1.8	<5.0	<3.1	<2.1	<0.011	<2.1	<8.5	<53.9	<3.0	<3.5	<144	<24.1	<91.0	<65.6	NT	NT
	08/20/2020	-	<1.7	<2.0	<1.8	<5.0	<3.1	<2.1	<0.011	<2.1	<8.5	<53.9	<3.0	<3.5	<144	<24.1	<91.0	<65.6	NT	NT
	09/15/2021	-	<0.40	<0.40	<0.40	<0.40	<0.40	<0.40	<0.0049	<0.40	<0.40	<8.0	<0.42	<0.40	<52	<2.0	<8.0	<8.0	NT	NT
	10/11/2021	-	NT	NT	NT	NT	NT	NT	<0.0080	NT	NT	NT	NT	NT	NT	NT	NT	NT	NT	NT
	12/15/2022	-	<1.7	<2.0	<1.8	<5.0	<3.1	<2.1	<0.0079	<2.1	<8.5	<53.9	<3.0	<3.5	<144	<24.1	<91.0	<65.6	NT	NT
	11/13/2023	-	<1.0	<1.0	<1.0	<1.0	<1.0	<5.0	<0.020	<1.0	<10	<100	<10	<10	<100	<100	<100	<100	NT	NT
12430-MW09	03/30/2015	-	<0.13	<0.33	<0.33	<0.33	<0.40	<0.40	<0.020	<0.15	<0.20	<1.5	<0.25	<0.40	<19	<0.66	<2.3	<1.5	<4.7	NT
	04/10/2017	DRY																		
	03/19/2018	-	<1.7	<1.6	<1.6	<5.0	<1.7	<2.0	<0.019	<1.8	<3.6	<32.1	<3.4	<1.7	<131	<7.3	<57.7	<76.8	NT	NT
	04/22/2019	-	<1.7	<2.0	<1.8	<5.0	<3.1	<2.1	<0.011	<2.1	<8.5	<53.9	<3.0	<3.5	<144	<24.1	<91.0	<65.6	NT	NT
	08/20/2020	-	<1.7	<2.0	<1.8	<5.0	<3.1	<2.1	<0.011	<2.1	<8.5	<53.9	<3.0	<3.5	<144	<24.1	<91.0	<65.6	NT	NT
	09/15/2021	-	<0.40	<0.40	<0.40	<0.40	<0.40	<0.40	<0.0050	<0.40	<0.40	<8.0	<0.42	<0.40	<52	<2.0	<8.0	<8.0	NT	NT
	10/11/2021	-	NT	NT	NT	NT	NT	NT	<0.0081	NT	NT	NT	NT	NT	NT	NT	NT	NT	NT	NT
	12/15/2022	-	<1.7	<2.0	<1.8	<5.0	<3.1	<2.1	<0.0084	<2.1	<8.5	<53.9	<3.0	<3.5	<144	<24.1	<91.0	<65.6	NT	NT
	11/13/2023	-	<1.0	<1.0	<1.0	<1.0	<1.0	<5.0	<0.020	<1.0	<10	<100	<10	<10	<100	<100	<100	<100	NT	NT
12430-MW10	03/30/2015	-	<0.13	<0.33	<0.33	<0.33	<0.40	<0.40	<0.0049	<0.15	<0.20	<1.5	<0.25	<0.40	<19	<0.66	***3.6 J***	<1.5	<4.7	NT
	04/10/2017	-	<1.7	<1.6	<1.6	<2.7	<1.7	<2.0	<0.020	<1.8	<3.6	<32.1	<3.4	<1.7	<131	<7.3	<57.7	<76.8	***286***	NT
	03/12/2018	NOT SAMPLED - CAR PARKED ABOVE MONITORING WELL																		
	04/22/2019	-	<1.7	<2.0	<1.8	<5.0	<3.1	<2.1	<0.011	<2.1	<8.5	<53.9	<3.0	<3.5	<144	<24.1	<91.0	<65.6	NT	NT
	08/20/2020	-	<1.7	<2.0	<1.8	<5.0	<3.1	<2.1	<0.011	<2.1	<8.5	<53.9	<3.0	<3.5	<144	<24.1	<91.0	<65.6	NT	NT
	09/15/2021	-	<0.40	<0.40	<0.40	<0.40	<0.40	<0.40	<0.0049	<0.40	<0.40	<8.0	<0.42	<0.40	<52	<2.0	<8.0	<8.0	NT	NT
	10/11/2021	-	NT	NT	NT	NT	NT	NT	<0.0080	NT	NT	NT	NT	NT	NT	NT	NT	NT	NT	NT
	12/15/2022	-	<1.7	<2.0	<1.8	<5.0	<3.1	<2.1	<0.0074	<2.1	<8.5	<53.9	<3.0	<3.5	<144	<24.1	<91.0	<65.6	NT	NT
	11/13/2023	-	<1.0	<1.0	<1.0	<1.0	<1.0	<5.0	<0.020	<1.0	<10	<100	<10	<10	<100	<100	<100	<100	NT	NT
12430-MW11	03/30/2015	-	<0.13	<0.33	<0.33	<0.33	<0.40	<0.40	<0.020	<0.15	<0.20	<1.5	<0.25	<0.40	<19	<0.66	<2.3	<1.5	***6.7 J***	NT
	04/10/2017	-	<1.7	<1.6	<1.6	<2.7	<1.7	***2.3 J***	<0.020	<1.8	<3.6	<32.1	<3.4	<1.7	<131	<7.3	<57.7	***77.5 J***	***68.4***	NT
	03/12/2018	-	<1.7	<1.6	<1.6	<5.0	<1.7	<2.0	<0.019	<1.8	<3.6	<32.1	<3.4	<1.7	<131	<7.3	<57.7	<76.8	NT	<2.5
	04/22/2019	-	<1.7	<2.0	<1.8	<5.0	<3.1	<2.1	<0.011	<2.1	<8.5	<53.9	<3.0	<3.5	<144	<24.1	<91.0	<65.6	NT	NT
	08/20/2020	-	<1.7	<2.0	<1.8	<5.0	<3.1	<2.1	<0.011	<2.1	<8.5	<53.9	<3.0	<3.5	<144	<24.1	<91.0	<65.6	NT	NT
	09/15/2021	-	<0.40	<0.40	<0.40	<0.40	<0.40	<0.40	<0.0050	<0.40	<0.40	<8.0	<0.42	<0.40	<52	<2.0	<8.0	<8.0	NT	NT
	10/11/2021	-	NT	NT	NT	NT	NT	NT	<0.0079	NT	NT	NT	NT	NT	NT	NT	NT	NT	NT	NT
	12/15/2022	-	<1.7	<2.0	<1.8	<5.0	<3.1	<2.1	<0.0075	<2.1	<8.5	<53.9	<3.0	<3.5	<144	<24.1	<91.0	<65.6	NT	NT
	11/13/2023	-	<1.0	<1.0	<1.0	<1.0	<1.0	<5.0	<0.020	<1.0	<10	<100	<10	<10	<100	<100	<100	<100	NT	NT
12430-MW12	04/15/2017	-	***2050***	***3930***	***422***	***1580***	<34.0	<40.0	<0.019	<36.0	<72.0	<642	<68.0	<34.0	<2620	<146	<1150	***3010***	<2.5	NT
	03/19/2018	-	***1930***	***2840***	***383***	***1380***	<42.5	<50.0	<0.020	<45.0	<90.0	<802	<85.0	<42.5	<3280	<182	<1440	***3490***	NT	NT
	04/23/2019	-	***1820***	***3130***	***410***	***1600***	<62.0	<41.8	<0.011	<41.2	<169	<1080	<60.8	<69.8	<2880	<482	<1820	***4450***	NT	NT
	08/22/2020	-	***3440***	***9080***	***1270***	***5860***	<155	***110 J***	<0.011	<103	<423	<2700	<152	<174	<7200	<1200	<4550	***6780***	NT	NT
		-	***3730***	***8780***	***1200***	***5560***	<155	***105 J***	<0.011	<103	<423	<2700	<152	<174	<7200	<1200	<4550	***7980***	NT	NT
	09/16/2021	-	***3600***	***8900***	***1200***	***5900***	<40	***200***	<0.50	<40	<40	<800	<42	***49***	<5200	<200	<800	***7800***	NT	NT
		-	***3400***	***8300***	***1200***	***5700***	<40	***210***	<0.28	<40	<40	<800	<42	***50***	<5200	<200	<800	***8600***	NT	NT
	10/11/2021	-	NT	NT	NT	NT	NT	NT	<0.0091	NT	NT	NT	NT	NT	NT	NT	NT	NT	NT	NT
		-	NT	NT	NT	NT	NT	NT	<0.0089	NT	NT	NT	NT	NT	NT	NT	NT	NT	NT	NT
	12/15/2022	-	***547***	***1470***	***224***	***1140***	<31.0	***47.3 J***	<0.0076	<20.6	<84.6	<539	<30.4	<34.9	<1440	<241	<910	***3350***	NT	NT
		-	***547***	***1390***	***211***	***1050***	<31.0	***54.8***	<0.0074	<20.6	<84.6	<539	<30.4	<34.9	<1440	<241	<910	***3160***	NT	NT
	11/14/2023	-	***3200***	***7600***	***1300***	***5400***	***25***	***300***	<0.020	***44***	<10	<100	<10	***50***	<100	***490***	<100	***4500***	NT	NT

		Free-Product Thickness (feet)	Benzene (µg/L)	Toluene (µg/L)	Ethylbenzene (µg/L)	Xylenes (µg/L)	MTBE (µg/L)	Naphthalene (µg/L)	EDB (µg/L)	1,2 DCA (µg/L)	ETBE (µg/L)	ETBA (µg/L)	TAME (µg/L)	DIPE (µg/L)	Ethanol (µg/L)	TBF (µg/L)	TBA (µg/L)	TAA (µg/L)	Lead (µg/L)	Dissolved Lead (µg/L)
		---	RBSL 5	RBSL 1,000	RBSL 700	RBSL 10,000	RBSL 40	RBSL 25	RBSL 0.05	RBSL 5	RBSL 47	RBSL NE	RBSL 128	RBSL 150	RBSL 10,000	RBSL NE	RBSL 1,400	RBSL 240	RBSL 15	RBSL 15
12430-MW12I	04/15/2017	-	***2700***	***6210***	***576***	***2740***	<68.0	<80.0	<0.020	<72.0	<144	<1280	<136	<68.0	<5240	<292	<2310	***3680 J***	<2.5	NT
	03/19/2018	-	***1440***	***2880***	***231***	***1570***	<34.0	***41.8 J***	<0.020	<36.0	<72.0	<642	<68.0	<34.0	<2620	<146	<1150	***3830***	NT	NT
	04/23/2019	-	***2460***	***3070***	***338***	***1770***	<62.0	***71.1 J***	<0.012	<41.2	<169	<1080	<60.8	***121***	<2880	<482	<1820	***4640***	NT	NT
	08/22/2020	-	***1820***	***5530***	***871***	***3910***	<155	***109 J***	<0.011	<103	<423	<2700	<152	<174	<7200	<1200	<4550	<3280	NT	NT
	09/16/2021	-	***820***	<1200	***470***	***1500***	<8.0	***81***	<0.0050	<8.0	<8.0	<160	<8.4	***32***	<1000	<40	<160	***970***	NT	NT
	12/15/2022	-	<1.7	<2.0	<1.8	<5.0	<3.1	<2.1	<0.0074	<2.1	<8.5	<53.9	<3.0	<3.5	<144	<24.1	<91.0	<65.6	NT	NT
	11/14/2023	-	***5.6***	<1.0	***6.6***	<1.0	<1.0	<5.0	<0.021	<1.0	<10	<100	<10	<10	<100	<100	<100	<100	NT	NT
12430-MW14	04/11/2017	-	***746***	***748***	***80.5***	***476***	<8.5	<10.0	<0.020	<9.0	<18.0	<160	<17.0	<8.5	***795 J***	<36.5	<288	***2050***	***3.1 J***	NT
			764	***749***	***79.6***	***462***	<8.5	<10.0	<0.020	<9.0	<18.0	<160	<17.0	<8.5	<655	<36.5	<288	**2220**	***10.6***	NT
	03/12/2018	-	***526***	***535***	***59.1***	***374***	<8.5	<10.0	<0.020	<9.0	<18.0	<160	<17.0	<8.5	<655	<36.5	<288	<384	NT	NT
			520	***522***	***57.4***	***358***	<8.5	<10.0	<0.020	<9.0	<18.0	<160	<17.0	<8.5	<655	<36.5	<288	***1070***	NT	NT
	04/22/2019	-	***575***	***300***	***56.1***	***614***	<12.4	<8.4	<0.011	<8.2	<33.8	<216	<12.2	<14.0	<576	<96.4	<364	***3150***	NT	NT
	08/19/2020	-	***278***	***49.5***	***31.4***	***181***	<6.2	<4.2	<0.011	<4.1	<16.9	<108	<6.1	<7.0	<288	<48.2	<182	***1870***	NT	NT
	09/15/2021	-	***180***	***17***	***3.5***	***98***	<0.40	<0.40	<0.050	<0.40	<0.40	<8.0	<0.42	***1.7***	<52	<2.0	***63***	***1000***	NT	NT
	10/11/2021	-	NT	NT	NT	NT	NT	NT	<0.0077	NT	NT	NT	NT	NT	NT	NT	NT	NT	NT	NT
	12/14/2022	-	***90.7***	***8.2***	<1.8	***48.8***	<3.1	<2.1	<0.0075	<2.1	<8.5	<53.9	<3.0	<3.5	<144	<24.1	<91.0	***654***	NT	NT
	11/13/2023	-	***39***	***2.8***	<1.0	***18***	<1.0	<5.0	<0.020	<1.0	<10	<100	<10	<10	<100	<100	<100	***420***	NT	NT
12430-MW14I	04/11/2017	-	***33.4***	***16.0***	***2.6 J***	***15.0***	<1.7	<2.0	<0.020	<1.8	<3.6	<32.1	<3.4	<1.7	<131	<7.3	<57.7	***111***	<2.5	NT
	03/12/2018	-	***3.4 J***	<1.6	<1.6	<5.0	<1.7	<2.0	<0.019	<1.8	<3.6	<32.1	<3.4	<1.7	<131	<7.3	<57.7	<76.8	NT	NT
	04/22/2019	-	<1.7	<2.0	<1.8	<5.0	<3.1	<2.1	<0.011	<2.1	<8.5	<53.9	<3.0	<3.5	<144	<24.1	<91.0	<65.6	NT	NT
	08/19/2020	-	<1.7	<2.0	<1.8	<5.0	<3.1	<2.1	<0.011	<2.1	<8.5	<53.9	<3.0	<3.5	<144	<24.1	<91.0	<65.6	NT	NT
	09/15/2021	-	<0.40	<0.40	<0.40	<0.40	<0.40	<0.40	<0.0050	<0.40	<0.40	<8.0	<0.42	<0.40	<52	<2.0	<8.0	<8.0	NT	NT
	10/11/2021	-	NT	NT	NT	NT	NT	NT	<0.0080	NT	NT	NT	NT	NT	NT	NT	NT	NT	NT	NT
	12/14/2022	-	<1.7	<2.0	<1.8	<5.0	<3.1	<2.1	<0.0074	<2.1	<8.5	<53.9	<3.0	<3.5	<144	<24.1	<91.0	<65.6	NT	NT
	11/13/2023	-	<1.0	<1.0	<1.0	<1.0	<1.0	<5.0	<0.021	<1.0	<10	<100	<10	<10	<100	<100	<100	<100	NT	NT
12430-MW15	04/11/2017	-	<1.7	<1.6	<1.6	<2.7	<1.7	<2.0	<0.020	<1.8	<3.6	<32.1	<3.4	<1.7	<131	<7.3	<57.7	<76.8	<2.5	NT
	03/12/2018	-	<1.7	<1.6	<1.6	<5.0	<1.7	<2.0	<0.020	<1.8	<3.6	<32.1	<3.4	<1.7	<131	<7.3	<57.7	<76.8	NT	NT
	04/22/2019	-	<1.7	<2.0	<1.8	<5.0	<3.1	<2.1	<0.011	<2.1	<8.5	<53.9	<3.0	<3.5	<144	<24.1	<91.0	<65.6	NT	NT
	08/19/2020	-	<1.7	<2.0	<1.8	<5.0	<3.1	<2.1	<0.012	<2.1	<8.5	<53.9	<3.0	<3.5	<144	<24.1	<91.0	<65.6	NT	NT
	09/15/2021	-	<0.40	<0.40	<0.40	<0.40	<0.40	<0.40	<0.0049	<0.40	<0.40	<8.0	<0.42	<0.40	<52	<2.0	<8.0	<8.0	NT	NT
	10/11/2021	-	NT	NT	NT	NT	NT	NT	<0.0080	NT	NT	NT	NT	NT	NT	NT	NT	NT	NT	NT
	12/14/2022	-	<1.7	<2.0	<1.8	<5.0	<3.1	<2.1	<0.0075	<2.1	<8.5	<53.9	<3.0	<3.5	<144	<24.1	<91.0	<65.6	NT	NT
	11/13/2023	Not accessible. Trailer parked above well.																		
12430-MW15I	04/11/2017	-	<1.7	<1.6	<1.6	<2.7	<1.7	<2.0	<0.020	<1.8	<3.6	<32.1	<3.4	<1.7	<131	<7.3	<57.7	<76.8	<2.5	NT
	03/12/2018	-	<1.7	<1.6	<1.6	<5.0	<1.7	<2.0	<0.020	<1.8	<3.6	<32.1	<3.4	<1.7	<131	<7.3	<57.7	<76.8	NT	NT
	04/22/2019	-	<1.7	<2.0	<1.8	<5.0	<3.1	<2.1	<0.011	<2.1	<8.5	<53.9	<3.0	<3.5	<144	<24.1	<91.0	<65.6	NT	NT
	08/19/2020	-	<1.7	<2.0	<1.8	<5.0	<3.1	<2.1	<0.011	<2.1	<8.5	<53.9	<3.0	<3.5	<144	<24.1	<91.0	<65.6	NT	NT
	09/15/2021	-	<0.40	<0.40	<0.40	<0.40	<0.40	<0.40	<0.0050	<0.40	<0.40	<8.0	<0.42	<0.40	<52	<2.0	<8.0	<8.0	NT	NT
	10/11/2021	-	NT	NT	NT	NT	NT	NT	<0.0082	NT	NT	NT	NT	NT	NT	NT	NT	NT	NT	NT
	12/14/2022	-	<1.7	<2.0	<1.8	<5.0	<3.1	<2.1	<0.0074	<2.1	<8.5	<53.9	<3.0	<3.5	<144	<24.1	<91.0	<65.6	NT	NT
	11/13/2023	Not accessible. Trailer parked above well.																		

		Free-Product Thickness (feet)	Benzene (µg/L)	Toluene (µg/L)	Ethylbenzene (µg/L)	Xylenes (µg/L)	MTBE (µg/L)	Naphthalene (µg/L)	EDB (µg/L)	1,2 DCA (µg/L)	ETBE (µg/L)	ETBA (µg/L)	TAME (µg/L)	DIPE (µg/L)	Ethanol (µg/L)	TBF (µg/L)	TBA (µg/L)	TAA (µg/L)	Lead (µg/L)	Dissolved Lead (µg/L)
		---	RBSL 5	RBSL 1,000	RBSL 700	RBSL 10,000	RBSL 40	RBSL 25	RBSL 0.05	RBSL 5	RBSL 47	RBSL NE	RBSL 128	RBSL 150	RBSL 10,000	RBSL NE	RBSL 1,400	RBSL 240	RBSL 15	RBSL 15
12430-MW16	04/11/2017	-	<1.7	<1.6	<1.6	<2.7	<1.7	<2.0	<0.020	<1.8	<3.6	<32.1	<3.4	<1.7	<131	<7.3	<57.7	<76.8	***2.8 J***	NT
	03/12/2018	-	<1.7	<1.6	<1.6	<5.0	<1.7	<2.0	<0.019	<1.8	<3.6	<32.1	<3.4	<1.7	<131	<7.3	<57.7	<76.8	NT	NT
	04/22/2019	-	<1.7	<2.0	<1.8	<5.0	<3.1	<2.1	<0.011	<2.1	<8.5	<53.9	<3.0	<3.5	<144	<24.1	<91.0	<65.6	NT	NT
	08/19/2020	-	<1.7	<2.0	<1.8	<5.0	<3.1	<2.1	<0.011	<2.1	<8.5	<53.9	<3.0	<3.5	<144	<24.1	<91.0	<65.6	NT	NT
	09/15/2021	-	<0.40	<0.40	<0.40	<0.40	<0.40	<0.40	<0.0050	<0.40	<0.40	<8.0	<0.42	<0.40	<52	<2.0	<8.0	<8.0	NT	NT
	10/11/2021	-	NT	NT	NT	NT	NT	NT	<0.0081	NT	NT	NT	NT	NT	NT	NT	NT	NT	NT	NT
	12/14/2022	-	<1.7	<2.0	<1.8	<5.0	<3.1	<2.1	<0.0075	<2.1	<8.5	<53.9	<3.0	<3.5	<144	<24.1	<91.0	<65.6	NT	NT
	11/13/2023	-	<1.0	<1.0	<1.0	<1.0	<1.0	<5.0	<0.020	<1.0	<10	<100	<10	<10	<100	<100	<100	<100	NT	NT
12430-MW16I	04/11/2017	-	<1.7	<1.6	<1.6	<2.7	<1.7	<2.0	<0.020	<1.8	<3.6	<32.1	<3.4	<1.7	<131	<7.3	<57.7	<76.8	<2.5	NT
	03/12/2018	-	<1.7	<1.6	<1.6	<5.0	<1.7	<2.0	<0.019	<1.8	<3.6	<32.1	<3.4	<1.7	<131	<7.3	<57.7	<76.8	NT	NT
	04/22/2019	-	<1.7	<2.0	<1.8	<5.0	<3.1	<2.1	<0.011	<2.1	<8.5	<53.9	<3.0	<3.5	<144	<24.1	<91.0	<65.6	NT	NT
	08/19/2020	-	<1.7	<2.0	<1.8	<5.0	<3.1	<2.1	<0.011	<2.1	<8.5	<53.9	<3.0	<3.5	<144	<24.1	<91.0	<65.6	NT	NT
	09/15/2021	-	<0.40	<0.40	<0.40	<0.40	<0.40	<0.40	<0.0050	<0.40	<0.40	<8.0	<0.42	<0.40	<52	<2.0	<8.0	<8.0	NT	NT
	10/11/2021	-	NT	NT	NT	NT	NT	NT	<0.0080	NT	NT	NT	NT	NT	NT	NT	NT	NT	NT	NT
	12/14/2022	-	<1.7	<2.0	<1.8	<5.0	<3.1	<2.1	<0.0075	<2.1	<8.5	<53.9	<3.0	<3.5	<144	<24.1	<91.0	<65.6	NT	NT
	11/13/2023	-	<1.0	<1.0	<1.0	<1.0	<1.0	<5.0	<0.020	<1.0	<10	<100	<10	<10	<100	<100	<100	<100	NT	NT
12430-MW17	04/10/2017	-	<1.7	<1.6	<1.6	<2.7	<1.7	<2.0	<0.020	<1.8	<3.6	<32.1	<3.4	<1.7	<131	<7.3	<57.7	<76.8	<2.5	NT
	03/19/2018	-	<1.7	<1.6	<1.6	<5.0	<1.7	<2.0	<0.020	<1.8	<3.6	<32.1	<3.4	<1.7	<131	<7.3	<57.7	<76.8	NT	NT
	04/22/2019	-	<1.7	<2.0	<1.8	<5.0	<3.1	<2.1	<0.011	<2.1	<8.5	<53.9	<3.0	<3.5	<144	<24.1	<91.0	<65.6	NT	NT
	08/19/2020	-	<1.7	<2.0	<1.8	<5.0	<3.1	<2.1	<0.011	<2.1	<8.5	<53.9	<3.0	<3.5	<144	<24.1	<91.0	<65.6	NT	NT
	09/15/2021	-	<0.40	<0.40	<0.40	<0.40	<0.40	<0.40	<0.0050	<0.40	<0.40	<8.0	<0.42	<0.40	<52	<2.0	<8.0	<8.0	NT	NT
	10/11/2021	-	NT	NT	NT	NT	NT	NT	<0.0082	NT	NT	NT	NT	NT	NT	NT	NT	NT	NT	NT
	12/15/2022	-	<1.7	<2.0	<1.8	<5.0	<3.1	<2.1	<0.0075	<2.1	<8.5	<53.9	<3.0	<3.5	<144	<24.1	<91.0	<65.6	NT	NT
	11/14/2023	-	<1.0	<1.0	<1.0	<1.0	<1.0	<5.0	<0.020	<1.0	<10	<100	<10	<10	<100	<100	<100	<100	NT	NT
12430-MW17I	04/10/2017	-	<1.7	<1.6	<1.6	<2.7	<1.7	<2.0	<0.020	<1.8	<3.6	<32.1	<3.4	<1.7	<131	<7.3	<57.7	<76.8	<2.5	NT
	03/19/2018	-	<1.7	<1.6	<1.6	<5.0	<1.7	<2.0	<0.020	<1.8	<3.6	<32.1	<3.4	<1.7	<131	<7.3	<57.7	<76.8	NT	NT
	04/22/2019	-	<1.7	<2.0	<1.8	<5.0	<3.1	<2.1	<0.011	<2.1	<8.5	<53.9	<3.0	<3.5	<144	<24.1	<91.0	<65.6	NT	NT
	08/19/2020	-	<1.7	<2.0	<1.8	<5.0	<3.1	<2.1	<0.012	<2.1	<8.5	<53.9	<3.0	<3.5	<144	<24.1	<91.0	<65.6	NT	NT
	09/15/2021	-	<0.40	<0.40	<0.40	<0.40	<0.40	<0.40	<0.0049	<0.40	<0.40	<8.0	<0.42	<0.40	<52	<2.0	<8.0	<8.0	NT	NT
	10/11/2021	-	NT	NT	NT	NT	NT	NT	<0.0079	NT	NT	NT	NT	NT	NT	NT	NT	NT	NT	NT
	12/15/2022	-	<1.7	<2.0	<1.8	<5.0	<3.1	<2.1	<0.0074	<2.1	<8.5	<53.9	<3.0	<3.5	<144	<24.1	<91.0	<65.6	NT	NT
	11/14/2023	-	<1.0	<1.0	<1.0	<1.0	<1.0	<5.0	<0.020	<1.0	<10	<100	<10	<10	<100	<100	<100	<100	NT	NT
12430-MW18	04/11/2017	-	<1.7	<1.6	<1.6	<2.7	<1.7	<2.0	<0.019	<1.8	<3.6	<32.1	<3.4	<1.7	<131	<7.3	<57.7	<76.8	<2.5	NT
	03/12/2018	-	<1.7	<1.6	<1.6	<5.0	<1.7	<2.0	<0.020	<1.8	<3.6	<32.1	<3.4	<1.7	<131	<7.3	<57.7	<76.8	NT	NT
	04/22/2019	NOT LOCATED																		
	08/20/2020	NOT LOCATED																		
	09/15/2021	NOT LOCATED																		
	12/15/2022	NOT LOCATED																		
	11/13/2023	NOT LOCATED																		
12430-MW18I	03/12/2018	-	<1.7	<1.6	<1.6	<5.0	<1.7	<2.0	<0.020	<1.8	<3.6	<32.1	<3.4	<1.7	<131	<7.3	<57.7	<76.8	NT	NT
	04/22/2019	NOT LOCATED																		
	08/20/2020	NOT LOCATED																		
	09/15/2021	NOT LOCATED																		
	12/15/2022	NOT LOCATED																		
	11/13/2023	NOT LOCATED																		

		Free-Product Thickness (feet)	Benzene (µg/L)	Toluene (µg/L)	Ethylbenzene (µg/L)	Xylenes (µg/L)	MTBE (µg/L)	Naphthalene (µg/L)	EDB (µg/L)	1,2 DCA (µg/L)	ETBE (µg/L)	ETBA (µg/L)	TAME (µg/L)	DIPE (µg/L)	Ethanol (µg/L)	TBF (µg/L)	TBA (µg/L)	TAA (µg/L)	Lead (µg/L)	Dissolved Lead (µg/L)
		---	RBSL 5	RBSL 1,000	RBSL 700	RBSL 10,000	RBSL 40	RBSL 25	RBSL 0.05	RBSL 5	RBSL 47	RBSL NE	RBSL 128	RBSL 150	RBSL 10,000	RBSL NE	RBSL 1,400	RBSL 240	RBSL 15	RBSL 15
12430-MW19	04/10/2017	-	<1.7	<1.6	<1.6	<2.7	<1.7	<2.0	<0.020	<1.8	<3.6	<32.1	<3.4	<1.7	<131	<7.3	<57.7	<76.8	<2.5	NT
	03/19/2018	-	<1.7	<1.6	<1.6	<5.0	<1.7	<2.0	<0.019	<1.8	<3.6	<32.1	<3.4	<1.7	<131	<7.3	<57.7	<76.8	NT	NT
	04/23/2019	-	<1.7	<2.0	<1.8	<5.0	<3.1	<2.1	<0.011	<2.1	<8.5	<53.9	<3.0	<3.5	<144	<24.1	<91.0	<65.6	NT	NT
	08/20/2020	-	<1.7	<2.0	<1.8	<5.0	<3.1	<2.1	<0.011	<2.1	<8.5	<53.9	<3.0	<3.5	<144	<24.1	<91.0	<65.6	NT	NT
	09/15/2021	-	<0.40	<0.40	<0.40	<0.40	<0.40	<0.40	<0.0049	<0.40	<0.40	<8.0	<0.42	<0.40	<52	<2.0	<8.0	<8.0	NT	NT
	10/11/2021	-	NT	NT	NT	NT	NT	NT	<0.0079	NT	NT	NT	NT	NT	NT	NT	NT	NT	NT	NT
	12/14/2022	-	<1.7	<2.0	<1.8	<5.0	<3.1	<2.1	<0.0076	<2.1	<8.5	<53.9	<3.0	<3.5	<144	<24.1	<91.0	<65.6	NT	NT
	11/13/2023	-	<1.0	<1.0	<1.0	<1.0	<1.0	<5.0	<0.020	<1.0	<10	<100	<10	<10	<100	<100	<100	<100	NT	NT
12430-MW19I	04/10/2017	-	<1.7	<1.6	<1.6	<2.7	<1.7	<2.0	<0.020	<1.8	<3.6	<32.1	<3.4	<1.7	<131	<7.3	<57.7	<76.8	<2.5	NT
	03/19/2018	-	<1.7	<1.6	<1.6	<5.0	<1.7	<2.0	<0.019	<1.8	<3.6	<32.1	<3.4	<1.7	<131	<7.3	<57.7	<76.8	NT	NT
	04/23/2019	-	<1.7	<2.0	<1.8	<5.0	3.2 J	<2.1	<0.011	<2.1	<8.5	<53.9	<3.0	<3.5	<144	<24.1	<91.0	<65.6	NT	NT
	08/20/2020	-	<1.7	<2.0	<1.8	<5.0	<3.1	<2.1	<0.011	<2.1	<8.5	<53.9	<3.0	<3.5	<144	<24.1	<91.0	<65.6	NT	NT
	09/15/2021	-	<0.40	<0.40	<0.40	<0.40	***0.65***	<0.40	<0.0049	<0.40	<0.40	<8.0	<0.42	***1.6***	<52	<2.0	<8.0	<8.0	NT	NT
	10/11/2021	-	NT	NT	NT	NT	NT	NT	<0.0080	NT	NT	NT	NT	NT	NT	NT	NT	NT	NT	NT
	12/14/2022	-	<1.7	<2.0	<1.8	<5.0	***3.4 J***	<2.1	<0.0073	<2.1	<8.5	<53.9	<3.0	<3.5	<144	<24.1	<91.0	<65.6	NT	NT
	11/13/2023	-	<1.0	<1.0	<1.0	<1.0	***5.0***	<5.0	<0.020	<1.0	<10	<100	<10	<10	<100	<100	<100	<100	NT	NT
12430-MW20	04/10/2017	-	***341***	***286***	***26.1***	***119***	<4.2	<5.0	<0.020	<4.5	<9.0	<80.2	<8.5	***39.3***	<328	<18.2	<144	***1010***	<2.5	NT
	03/19/2018	-	***1620***	***1100***	***68.0***	***707***	<21.2	<25.0	***0.062***	<22.5	<45.0	<401	<42.5	***73.7***	<1640	<91.2	<721	***3740***	NT	NT
	04/23/2019	-	***1830***	***63.3***	***231***	***395***	<38.8	<26.1	<0.011	<25.8	<106	<674	<38.0	***170***	<1800	<301	<1140	***7910***	NT	NT
			1610	***62.6***	***209***	***372***	<38.8	***26.6 J***	<0.011	<25.8	<106	<674	<38.0	***157***	<1800	<301	<1140	***8490***	NT	NT
	08/20/2020	-	***1140***	***234***	***232***	***153***	***40.8 J***	***22.4 J***	<0.011	<20.6	<84.6	<539	<30.4	***221***	<1440	<241	<910	***10900***	NT	NT
	09/15/2021	-	***520***	***280***	***160***	***110***	***32***	***20***	<0.0049	<8.0	<2.0	<40	2.4	***210***	<260	<10	***530***	***11000***	NT	NT
	Dup A		***350***	***160***	***130***	***68***	***31***	***20***	<0.053	<8.0	<2.0	<40	<2.1	***220***	<260	<10	***480***	***11000***	NT	NT
	10/11/2021	-	NT	NT	NT	NT	NT	NT	<0.0084	NT	NT	NT	NT	NT	NT	NT	NT	NT	NT	NT
	Dup A	-	NT	NT	NT	NT	NT	NT	<0.0079	NT	NT	NT	NT	NT	NT	NT	NT	NT	NT	NT
	12/14/2022	-	***408***	***55.1***	***165***	***40.6***	***34.5***	***14.4 J***	<0.0075	<8.2	<33.8	<216	<12.2	***209***	<576	<96.4	***599***	***11800***	NT	NT
	11/14/2023	-	***120***	***5.6***	***71***	***2.8***	***59***	***34***	<0.020	<1.0	<10	<100	<10	***220***	<100	***540***	<100	***13000***	NT	NT
12430-MW21	04/15/2017	-	***5520***	***1620***	***675***	***5700***	***1240***	***285***	***0.42***	<72.0	<144	<1280	<136	***585***	<5240	<292	<2310	***4390***	<2.5	NT
	03/19/2018	-	***3230***	***487***	***197***	***3660***	***732***	***404***	***0.16***	<36.0	<72.0	<642	<68.0	***329***	<2620	<146	<1150	***4530***	NT	NT
	04/23/2019	-	***3540***	***779***	***230***	***2070***	***560***	***288***	<0.011	<51.5	<212	<1350	<76.0	***264***	<3600	<602	<2280	***5590***	NT	NT
	08/22/2020	-	***3860***	***5310***	***2150***	***9260***	***817***	***690***	<0.011	<103	<423	<2700	<152	***208 J***	<7200	<1200	<4550	***11500***	NT	NT
	09/16/2021	-	***4400***	***9000***	***2400***	***11000***	***1100***	***730***	***2.2***	<40	<40	<800	***82***	***310***	<5200	<200	***1100***	***12000***	NT	NT
	12/15/2022	***0.03***	NS	NS	NS	NS	NS	NS	NS	NS	NS	NS	NS	NS	NS	NS	NS	NS	NS	NS
	11/14/2023	-	***2900***	***3900***	***1400***	***6200***	***550***	***870***	***0.420***	<1.0	<10	<100	***49***	***210***	<100	***810***	<100	***12000***	NT	NT
	11/14/2023	-	***3100***	***4400***	***1500***	***6000***	***640***	***530***	***0.637***	<1.0	<10	<100	***51***	***260***	<100	***710***	<100	***11000***	NT	NT
12430-MW22	04/15/2017	-	<1.7	<1.6	<1.6	<2.7	<1.7	<2.0	<0.020	<1.8	<3.6	<32.1	<3.4	<1.7	<131	<7.3	<57.7	<76.8	<2.5	NT
	03/19/2018	-	<1.7	<1.6	<1.6	<5.0	<1.7	<2.0	<0.019	<1.8	<3.6	<32.1	<3.4	<1.7	<131	<7.3	<57.7	<76.8	NT	NT
	04/23/2019	-	<1.7	<2.0	<1.8	<5.0	<3.1	<2.1	***0.074***	<2.1	<8.5	<53.9	<3.0	<3.5	<144	<24.1	<91.0	<65.6	NT	NT
	08/22/2020	-	***4.6 J***	<2.0	<1.8	<5.0	<3.1	<2.1	<0.011	<2.1	<8.5	<53.9	<3.0	<3.5	<144	<24.1	<91.0	<65.6	NT	NT
	09/16/2021	-	***7.6***	<0.40	<0.40	***0.93***	<0.40	<0.40	<0.0050	<0.40	<0.40	<8.0	<0.42	<0.40	<52	<2.0	<8.0	<8.0	NT	NT
	12/15/2022	-	<1.7	<2.0	<1.8	<5.0	<3.1	<2.1	<0.0076	<2.1	<8.5	<53.9	<3.0	<3.5	<144	<24.1	<91.0	<65.6	NT	NT
	11/14/2023	-	***2.7***	<1.0	<1.0	<1.0	<1.0	<5.0	<0.020	<1.0	<10	<100	<10	<10	<100	<100	<100	<100	NT	NT

		Free-Product Thickness (feet)	Benzene (µg/L)	Toluene (µg/L)	Ethylbenzene (µg/L)	Xylenes (µg/L)	MTBE (µg/L)	Naphthalene (µg/L)	EDB (µg/L)	1,2 DCA (µg/L)	ETBE (µg/L)	ETBA (µg/L)	TAME (µg/L)	DIPE (µg/L)	Ethanol (µg/L)	TBF (µg/L)	TBA (µg/L)	TAA (µg/L)	Lead (µg/L)	Dissolved Lead (µg/L)
		---	RBSL 5	RBSL 1,000	RBSL 700	RBSL 10,000	RBSL 40	RBSL 25	RBSL 0.05	RBSL 5	RBSL 47	RBSL NE	RBSL 128	RBSL 150	RBSL 10,000	RBSL NE	RBSL 1,400	RBSL 240	RBSL 15	RBSL 15
12430-MW22I	04/15/2017	-	<1.7	<1.6	<1.6	<2.7	<1.7	<2.0	<0.020	<1.8	<3.6	<32.1	<3.4	<1.7	<131	<7.3	<57.7	<76.8	<2.5	NT
	03/19/2018	-	<1.7	<1.6	<1.6	<5.0	<1.7	<2.0	<0.020	<1.8	<3.6	<32.1	<3.4	<1.7	<131	<7.3	<57.7	<76.8	NT	NT
	04/23/2019	-	***37.6***	<2.0	<1.8	<5.0	<3.1	<2.1	<0.011	<2.1	<8.5	<53.9	<3.0	<3.5	<144	<24.1	<91.0	***79.8 J***	NT	NT
	08/22/2020	-	<1.7	<2.0	<1.8	<5.0	<3.1	<2.1	<0.011	<2.1	<8.5	<53.9	<3.0	<3.5	<144	<24.1	<91.0	<65.6	NT	NT
	09/16/2021	-	<0.40	<0.40	<0.40	<0.40	<0.40	<0.40	<0.0048	<0.40	<0.40	<8.0	<0.42	<0.40	<52	<2.0	<8.0	<8.0	NT	NT
	12/15/2022	-	<1.7	<2.0	<1.8	<5.0	<3.1	<2.1	<0.0075	<2.1	<8.5	<53.9	<3.0	<3.5	<144	<24.1	<91.0	<65.6	NT	NT
	11/13/2023	-	<1.0	<1.0	<1.0	<1.0	<1.0	<5.0	<0.020	<1.0	<10	<100	<10	<10	<100	<100	<100	<100	NT	NT
12430-MW23	04/10/2017	-	***1400***	<20.0	<20.0	<33.8	***47.4 J***	***72.4***	<0.020	<22.5	<45.0	<401	<42.5	***44.7 J***	<1640	<91.2	<721	***1030 J***	<2.5	NT
	03/19/2018	-	***381***	<6.4	<6.4	<20.0	***45.6***	***9.6 J***	<0.020	***8.8 J***	<14.4	<128	<13.6	***26.0***	<524	<29.2	<231	***909***	NT	NT
	04/23/2019	-	***2.8 J***	<2.0	<1.8	<5.0	***5.7***	<2.1	***0.12***	***3.0 J***	<8.5	<53.9	<3.0	***4.5 J***	<144	<24.1	<91.0	***72.8 J***	NT	NT
	08/20/2020	-	<1.7	<2.0	<1.8	<5.0	<3.1	<2.1	<0.012	<2.1	<8.5	<53.9	<3.0	<3.5	<144	<24.1	<91.0	<65.6	NT	NT
	09/15/2021	-	<0.40	<0.40	<0.40	<0.40	<0.40	<0.40	<0.0050	<0.40	<0.40	<8.0	<0.42	<0.40	<52	<2.0	<8.0	<8.0	NT	NT
	10/11/2021	-	NT	NT	NT	NT	NT	NT	<0.0081	NT	NT	NT	NT	NT	NT	NT	NT	NT	NT	NT
	12/14/2022	-	<1.7	<2.0	<1.8	<5.0	***9.4***	<2.1	<0.0077	<2.1	<8.5	<53.9	<3.0	***9.6***	<144	<24.1	<91.0	***302***	NT	NT
	11/14/2023	-	<1.0	<1.0	<1.0	<1.0	<1.0	<5.0	<0.020	<1.0	<10	<100	<10	<10	<100	<100	<100	<100	NT	NT
12430-MW23I	10/03/2017	-	***115***	***4.9 J***	***3.1 J***	<5.0	***9.3***	***3.3 J***	<0.019	<1.8	<3.6	<32.1	<3.4	***16.3***	<131	<7.3	<57.7	***202***	<2.5	NT
			105	***4.5 J***	***2.9 J***	<5.0	***8.4***	***3.3 J***	<0.020	<1.8	<3.6	<32.1	<3.4	***14.8***	<131	<7.3	<57.7	***199***	<2.5	NT
	03/19/2018	-	***4840***	***67.5 J***	***68.5 J***	<125	***291***	***125***	***0.023***	<45.0	<90.0	<802	<85.0	***395***	<3280	<182	<1440	***10400***	NT	NT
	04/23/2019	-	***2260***	<40.2	<36.8	<100	***163***	***66.7 J***	***0.082***	<41.2	<169	<1080	<60.8	***224***	<2880	<482	<1820	***5760***	NT	NT
	08/20/2020	-	***2670***	***52.9 J***	<46.0	<125	***273***	<52.2	<0.011	<51.5	<212	<1350	<76.0	***372***	<3600	<602	<2280	***9640***	NT	NT
	09/15/2021	-	***5400***	***55***	***200***	<40	***390***	***200***	<0.048	***60***	***1.4***	<8.0	***15***	***610***	<52	<2.0	***940***	***19000***	NT	NT
	12/14/2022	-	***2180***	<40.2	***276***	<100	***516***	***347***	<0.0076	<41.2	<169	<1080	<60.8	***687***	<2880	<482	<1820	***29300***	NT	NT
	11/14/2023	-	***3.2***	<1.0	***6.4***	<1.0	***230***	<5.0	<0.020	***12***	<10	<100	***13***	***220***	<100	***640***	<100	***11000***	NT	NT
12430-MW24	04/10/2017	***4.48***	NS	NS	NS	NS	NS	NS	NS	NS	NS	NS	NS	NS	NS	NS	NS	NS	NS	NS
	03/12/2018	***4.26***	NS	NS	NS	NS	NS	NS	NS	NS	NS	NS	NS	NS	NS	NS	NS	NS	NS	NS
	05/14/2018	***4.11***	AFVR Event Peformed - 05/14/2018 through 05/18/2018																	
	05/18/2018	***1.72***	AFVR Event Peformed - 05/18/2018 through 05/22/2018																	
	04/22/2019	***1.72***	NS	NS	NS	NS	NS	NS	NS	NS	NS	NS	NS	NS	NS	NS	NS	NS	NS	NS
	01/13/2020	***0.81***	AFVR Event Peformed - 01/13/2020 through 01/17/2020																	
	08/22/2020	***SHEEN***	***26300***	***50700***	***3910***	***20000***	***20600***	<836	***3.4***	<824	<3380	<21600	<1220	***2160***	***94300***	<9640	<36400	***46000***	NT	NT
	09/16/2021	--	***24000***	***48000***	***3800***	***21000***	***11000***	***980***	***4.7***	<200	<200	<4000	***940***	***2400***	<26000	<1000	<4000	***39000***	NT	NT
	10/11/2021	-	NT	NT	NT	NT	NT	NT	***2.0***	NT	NT	NT	NT	NT	NT	NT	NT	NT	NT	NT
	12/15/2022	***1.12***	NS	NS	NS	NS	NS	NS	NS	NS	NS	NS	NS	NS	NS	NS	NS	NS	NS	NS
	11/13/2023	***1.14***	NS	NS	NS	NS	NS	NS	NS	NS	NS	NS	NS	NS	NS	NS	NS	NS	NS	NS
12430-MW25	04/15/2017	-	***11.6***	***2.0 J***	<1.6	<2.7	***3.7 J***	<2.0	<0.020	<1.8	<3.6	<32.1	<3.4	<1.7	<131	<7.3	<57.7	<76.8	<2.5	NT
			11.4	***2.5 J***	<1.6	<2.7	***3.5 J***	<2.0	<0.020	<1.8	<3.6	<32.1	<3.4	<1.7	<131	<7.3	<57.7	<76.8	<2.5	NT
	03/19/2018	-	***166***	***42.4***	<3.2	***56.6***	***11.8***	<4.0	<0.020	<3.6	<7.2	<64.2	<6.8	***4.2 J***	<262	<14.6	<115	***390***	NT	NT
	04/23/2019	-	***215***	<4.0	<3.7	***52.3***	***21.5***	<4.2	<0.011	<4.1	<16.9	<108	<6.1	<7.0	<288	<48.2	<182	***181 J***	NT	NT
	08/22/2020	-	***703***	***163***	***38.4***	***327***	***79.1***	<10.4	<0.011	<10.3	<42.3	<270	<15.2	<17.4	<720	<120	<455	***608***	NT	NT
	09/16/2021	-	***990***	***470***	***45***	***320***	***130***	***8.8***	<0.25	<4.0	<4.0	<80	<4.2	***22***	<520	<20	***110***	***800***	NT	NT
	12/15/2022	-	***672***	<10.0	<9.2	***32.7***	***948***	<10.4	<0.0075	<10.3	<42.3	<270	<15.2	<17.4	<720	<120	<455	***1070***	NT	NT
	11/14/2023	-	***920***	***1.0***	<1.0	***43***	***1400***	***7.7***	<0.019	***16***	<10	<100	***11***	***18***	<100	***220***	<100	***1200***	NT	NT

		Free-Product Thickness (feet)	Benzene (µg/L)	Toluene (µg/L)	Ethylbenzene (µg/L)	Xylenes (µg/L)	MTBE (µg/L)	Naphthalene (µg/L)	EDB (µg/L)	1,2 DCA (µg/L)	ETBE (µg/L)	ETBA (µg/L)	TAME (µg/L)	DIPE (µg/L)	Ethanol (µg/L)	TBF (µg/L)	TBA (µg/L)	TAA (µg/L)	Lead (µg/L)	Dissolved Lead (µg/L)
		---	RBSL 5	RBSL 1,000	RBSL 700	RBSL 10,000	RBSL 40	RBSL 25	RBSL 0.05	RBSL 5	RBSL 47	RBSL NE	RBSL 128	RBSL 150	RBSL 10,000	RBSL NE	RBSL 1,400	RBSL 240	RBSL 15	RBSL 15
12430-MW26	04/15/2017	-	<1.7	<1.6	<1.6	<2.7	<1.7	<2.0	<0.020	<1.8	<3.6	<32.1	<3.4	<1.7	<131	<7.3	<57.7	<76.8	<2.5	NT
	03/19/2018	-	***15.2***	<1.6	<1.6	***14.0***	<1.7	<2.0	***0.056***	<1.8	<3.6	<32.1	<3.4	***2.7 J***	<131	<7.3	<57.7	<76.8	NT	NT
	04/23/2019	-	***39.0***	<2.0	<1.8	***33.9***	<3.1	<2.1	***0.045***	<2.1	<8.5	<53.9	<3.0	***4.7 J***	<144	<24.1	<91.0	<65.6	NT	NT
	08/20/2020	-	***15.4***	<2.0	<1.8	<5.0	<3.1	<2.1	<0.012	<2.1	<8.5	<53.9	<3.0	<3.5	<144	<24.1	<91.0	<65.6	NT	NT
	09/16/2021	-	***0.85***	<0.40	<0.40	<0.40	<0.40	<0.40	<0.0048	<0.40	<0.40	<8.0	<0.42	<0.40	<52	<2.0	<8.0	<8.0	NT	NT
	12/15/2022	-	<1.7	<2.0	<1.8	<5.0	<3.1	<2.1	<0.0078	<2.1	<8.5	<53.9	<3.0	<3.5	<144	<24.1	<91.0	<65.6	NT	NT
	11/14/2023	-	<1.0	<1.0	<1.0	<1.0	<1.0	<5.0	<0.020	<1.0	<10	<100	<10	<10	<100	<100	<100	<100	NT	NT
12430-MW26I	04/15/2017	-	***2.6 J***	***2.8 J***	<1.6	<2.7	<1.7	<2.0	<0.020	<1.8	<3.6	<32.1	<3.4	<1.7	<131	<7.3	<57.7	<76.8	<2.5	NT
	03/19/2018	-	<1.7	<1.6	<1.6	<5.0	<1.7	<2.0	<0.020	<1.8	<3.6	<32.1	<3.4	<1.7	<131	<7.3	<57.7	<76.8	NT	NT
	04/23/2019	-	***1.8 J***	***7.1***	<1.8	<5.0	<3.1	<2.1	<0.011	<2.1	<8.5	<53.9	<3.0	<3.5	<144	<24.1	<91.0	<65.6	NT	NT
	08/20/2020	-	<1.7	<2.0	<1.8	<5.0	<3.1	<2.1	<0.0049	<2.1	<8.5	<53.9	<3.0	<3.5	<144	<24.1	<91.0	<65.6	NT	NT
	09/15/2021	-	<0.40	<0.40	<0.40	<0.40	<0.40	<0.40	<0.0049	<0.40	<0.40	<8.0	<0.42	<0.40	<52	<2.0	<8.0	<8.0	NT	NT
	12/15/2022	-	<1.7	<2.0	<1.8	<5.0	<3.1	<2.1	<0.0076	<2.1	<8.5	<53.9	<3.0	<3.5	<144	<24.1	<91.0	<65.6	NT	NT
	11/14/2023	-	<1.0	<1.0	<1.0	<1.0	<1.0	<5.0	<0.020	<1.0	<10	<100	<10	<10	<100	<100	<100	<100	NT	NT
12430-MW27	10/03/2017	-	<1.7	<1.6	<1.6	<2.7	<1.7	<2.0	<0.020	<1.8	<3.6	<32.1	<3.4	<1.7	<131	<7.3	<57.7	<76.8	<2.5	NT
	03/12/2018	-	<1.7	<1.6	<1.6	<5.0	<1.7	<2.0	<0.020	<1.8	<3.6	<32.1	<3.4	<1.7	<131	<7.3	<57.7	<76.8	NT	NT
	04/23/2019	-	<1.7	<2.0	<1.8	<5.0	<3.1	<2.1	<0.011	<2.1	<8.5	<53.9	<3.0	<3.5	<144	<24.1	<91.0	<65.6	NT	NT
	08/20/2020	-	<1.7	<2.0	<1.8	<5.0	<3.1	<2.1	<0.011	<2.1	<8.5	<53.9	<3.0	<3.5	<144	<24.1	<91.0	<65.6	NT	NT
	09/15/2021	-	<0.40	<0.40	<0.40	<0.40	<0.40	<0.40	<0.0050	<0.40	<0.40	<8.0	<0.42	<0.40	<52	<2.0	<8.0	<8.0	NT	NT
	10/11/2021	-	NT	NT	NT	NT	NT	NT	<0.0080	NT	NT	NT	NT	NT	NT	NT	NT	NT	NT	NT
	12/14/2022	-	<1.7	<2.0	<1.8	<5.0	<3.1	<2.1	<0.0076	<2.1	<8.5	<53.9	<3.0	<3.5	<144	<24.1	<91.0	<65.6	NT	NT
	11/13/2023	-	<1.0	<1.0	<1.0	<1.0	<1.0	<5.0	<0.020	<1.0	<10	<100	<10	<10	<100	<100	<100	<100	NT	NT
12430-MW27I	03/12/2018	-	<1.7	<1.6	<1.6	<5.0	<1.7	<2.0	<0.019	<1.8	<3.6	<32.1	<3.4	<1.7	<131	<7.3	<57.7	<76.8	NT	NT
	04/23/2019	-	<1.7	<2.0	<1.8	<5.0	<3.1	<2.1	<0.011	<2.1	<8.5	<53.9	<3.0	<3.5	<144	<24.1	<91.0	<65.6	NT	NT
	08/20/2020	-	<1.7	<2.0	<1.8	<5.0	<3.1	<2.1	<0.011	<2.1	<8.5	<53.9	<3.0	<3.5	<144	<24.1	<91.0	<65.6	NT	NT
	09/15/2021	NOT LOCATED																		
	12/14/2022	-	<1.7	<2.0	<1.8	<5.0	<3.1	<2.1	<0.0074	<2.1	<8.5	<53.9	<3.0	<3.5	<144	<24.1	<91.0	<65.6	NT	NT
	11/13/2023	-	<1.0	<1.0	<1.0	<1.0	<1.0	<5.0	<0.020	<1.0	<10	<100	<10	<10	<100	<100	<100	<100	NT	NT
12430-MW28	10/03/2017	-	<1.7	<1.6	<1.6	<2.7	<1.7	<2.0	<0.020	<1.8	<3.6	<32.1	<3.4	<1.7	<131	<7.3	<57.7	<76.8	<2.5	NT
	03/19/2018	-	<1.7	<1.6	<1.6	<5.0	<1.7	<2.0	<0.019	<1.8	<3.6	<32.1	<3.4	<1.7	<131	<7.3	<57.7	<76.8	NT	NT
	04/22/2019	-	<1.7	<2.0	<1.8	<5.0	<3.1	<2.1	<0.011	<2.1	<8.5	<53.9	<3.0	<3.5	<144	<24.1	<91.0	<65.6	NT	NT
	08/20/2020	-	<1.7	<2.0	<1.8	<5.0	<3.1	<2.1	<0.011	<2.1	<8.5	<53.9	<3.0	<3.5	<144	<24.1	<91.0	<65.6	NT	NT
	09/15/2021	-	<0.40	<0.40	<0.40	<0.40	<0.40	<0.40	<0.0050	<0.40	<0.40	<8.0	<0.42	<0.40	<52	<2.0	<8.0	<8.0	NT	NT
	10/11/2021	-	NT	NT	NT	NT	NT	NT	<0.0080	NT	NT	NT	NT	NT	NT	NT	NT	NT	NT	NT
	12/15/2022	-	<1.7	<2.0	<1.8	<5.0	<3.1	<2.1	<0.0073	<2.1	<8.5	<53.9	<3.0	<3.5	<144	<24.1	<91.0	<65.6	NT	NT
	11/13/2023	-	<1.0	<1.0	<1.0	<1.0	<1.0	<5.0	<0.020	<1.0	<10	<100	<10	<10	<100	<100	<100	<100	NT	NT
12430-MW0X	04/10/2017	***>1.47***	NS	NS	NS	NS	NS	NS	NS	NS	NS	NS	NS	NS	NS	NS	NS	NS	NS	NS
	03/12/2018	***Sheen***	NS	NS	NS	NS	NS	NS	NS	NS	NS	NS	NS	NS	NS	NS	NS	NS	NS	NS
	05/14/2018	-	AFVR Event Peformed - 05/14/2018 through 05/18/2018																	
	04/23/2019	-	***1780***	***4760***	***364***	***2550***	***1480***	<83.6	***1.5***	<82.4	<338	<2160	<122	<140	<5760	<964	<3640	***6000***	NT	NT
	08/22/2020	-	***2880***	***7500***	***571***	***4130***	***2580***	***134 J***	<0.011	<103	<423	<2700	<152	<174	<7200	<1200	<4550	***4910 J***	NT	NT
			3220	***7440***	***550***	***4030***	***3270***	***109 J***	<0.012	<103	<423	<2700	<152	***223 J***	<7200	<1200	<4550	***5100***	NT	NT
	09/16/2021	-	***5400***	***7800***	***1000***	***6600***	***4100***	***200***	***0.057***	<40	<40	<800	***100***	***290***	<5200	<200	<800	***5700***	NT	NT
	12/15/2022	-	***3250***	***549***	***477***	***3530***	***1830***	***76.4 J***	<0.0075	<51.5	<212	<1350	<76.0	***136***	<3600	<602	<2280	***4050***	NT	NT
			3220	***506***	***443***	***3380***	***1600***	***64.2 J***	<0.0076	<51.5	<212	<1350	<76.0	***119 J***	<3600	<602	<2280	***3500***	NT	NT
	11/14/2023	-	***4800***	***1400***	***410***	***3700***	***2600***	***73***	***0.045***	<1.0	<10	<100	***63***	***170***	<100	***580***	<100	***2700***	NT	NT
	11/14/2023	-	***4700***	***1400***	***440***	***3800***	***2600***	***65***	***0.044***	***54***	<10	<100	***64***	***160***	<100	***560***	<100	***2700***	NT	NT

		Free-Product Thickness (feet)	Benzene (µg/L)	Toluene (µg/L)	Ethylbenzene (µg/L)	Xylenes (µg/L)	MTBE (µg/L)	Naphthalene (µg/L)	EDB (µg/L)	1,2 DCA (µg/L)	ETBE (µg/L)	ETBA (µg/L)	TAME (µg/L)	DIPE (µg/L)	Ethanol (µg/L)	TBF (µg/L)	TBA (µg/L)	TAA (µg/L)	Lead (µg/L)	Dissolved Lead (µg/L)
		---	RBSL 5	RBSL 1,000	RBSL 700	RBSL 10,000	RBSL 40	RBSL 25	RBSL 0.05	RBSL 5	RBSL 47	RBSL NE	RBSL 128	RBSL 150	RBSL 10,000	RBSL NE	RBSL 1,400	RBSL 240	RBSL 15	RBSL 15
12430-MW0XR	04/11/2017	-	***3580***	***9410***	***621***	***3390***	***516***	<200	<0.020	<180	<360	<3210	<340	<170	<13100	<730	<5770	<7680	***18.2***	NS
	03/19/2018	-	<1.7	<1.6	<1.6	<5.0	***30.8***	<2.0	<0.020	<1.8	<3.6	<32.1	<3.4	***2.1 J***	<131	<7.3	<57.7	<76.8	NT	<2.5
	04/23/2019	-	<1.7	<2.0	<1.8	<5.0	***4.9 J***	<2.1	***0.21***	<2.1	<8.5	<53.9	<3.0	<3.5	<144	<24.1	<91.0	<65.6	NT	NT
	08/22/2020	-	***45.6***	***5.7***	<1.8	***50.8***	***28.9***	<2.1	<0.011	<2.1	<8.5	<53.9	<3.0	<3.5	<144	<24.1	<91.0	***290***	NT	NT
	09/16/2021	-	***12***	<0.40	<0.40	***3.5***	***32***	<0.40	<0.0050	<0.40	<0.40	<8.0	***0.67***	***2.8***	<52	<2.0	***20***	***130***	NT	NT
	12/15/2022	-	***249***	<4.0	<3.7	***93.1***	***29.1***	<4.2	<0.0074	<4.1	<16.9	<108	<6.1	<7.0	<288	<48.2	<182	***653***	NT	NT
	11/14/2023	-	***470***	***1.8***	<1.0	***140***	***69***	<5.0	<0.020	***10***	<10	<100	<10	<10	<100	***120***	<100	***1000***	NT	NT
12430-RW01	04/10/2017	***2.64***	NS	NS	NS	NS	NS	NS	NS	NS	NS	NS	NS	NS	NS	NS	NS	NS	NS	NS
	03/12/2018	***5.22***	NS	NS	NS	NS	NS	NS	NS	NS	NS	NS	NS	NS	NS	NS	NS	NS	NS	NS
	05/14/2018	***4.59***	AFVR Event Peformed - 05/14/2018 through 05/18/2018																	
	04/22/2019	***2.35***	NS	NS	NS	NS	NS	NS	NS	NS	NS	NS	NS	NS	NS	NS	NS	NS	NS	NS
	01/13/2020	***2.19***	AFVR Event Peformed - 01/13/2020 through 01/17/2020																	
	08/22/2020	***SHEEN***	***21500***	***35600***	***2320 J***	<5000	***105000***	<2090	***2.9***	<2060	<8460	<53900	<3040	<3490	<144000	<24100	<91000	<65600	NT	NT
	09/16/2021	***SHEEN***	***29000***	***46000***	***2700***	***15000***	***60000***	***670***	***4.1***	<200	<200	<4000	***1100***	***2800***	<26000	<1000	***17000***	***83000***	NT	NT
	12/15/2022	***0.06***	NS	NS	NS	NS	NS	NS	NS	NS	NS	NS	NS	NS	NS	NS	NS	NS	NS	NS
	11/13/2023	***0.06***	NS	NS	NS	NS	NS	NS	NS	NS	NS	NS	NS	NS	NS	NS	NS	NS	NS	NS
12430-RW02	04/10/2017	***4.05***	NS	NS	NS	NS	NS	NS	NS	NS	NS	NS	NS	NS	NS	NS	NS	NS	NS	NS
	03/12/2018	***3.31***	NS	NS	NS	NS	NS	NS	NS	NS	NS	NS	NS	NS	NS	NS	NS	NS	NS	NS
	05/18/2018	***3.80***	AFVR Event Peformed - 05/18/2018 through 05/22/2018																	
	04/23/2019	-	***1470***	***7790***	***889***	***10500***	<155	***1070***	***0.059***	<103	<423	<2700	<152	<174	<7200	<1200	<4550	<3280	NT	NT
			1230	***6530***	***518***	***7320***	<310	***535***	***0.048***	<206	<846	<5390	<304	<349	<14400	<2410	<9100	<6560	NT	NT
	08/20/2020	***0.15***	NS	NS	NS	NS	NS	NS	NS	NS	NS	NS	NS	NS	NS	NS	NS	NS	NS	NS
	09/16/2021	--	***16000***	***33000***	***2200***	***13000***	<200	***600***	***0.46***	<200	<200	<4000	<210	***470***	<26000	<1000	<4000	***9700***	NT	NT
	12/15/2022	***0.65***	NS	NS	NS	NS	NS	NS	NS	NS	NS	NS	NS	NS	NS	NS	NS	NS	NS	NS
	11/13/2023	***0.20***	NS	NS	NS	NS	NS	NS	NS	NS	NS	NS	NS	NS	NS	NS	NS	NS	NS	NS
12430-RW03	04/15/2017	-	***7020***	***12200***	***1890***	***9200***	***298 J***	***275 J***	<0.020	<180	<360	<3210	<340	***251 J***	<13100	<730	<5770	<7680	<2.5	NT
			6750	***11700***	***1890***	***9100***	***304 J***	***269 J***	<0.020	<180	<360	<3210	<340	***257 J***	<13100	<730	<5770	<7680	<2.5	NT
	03/19/2018	-	***5770***	***15400***	***2040***	***12100***	***205 J***	***261 J***	NT	<180	<360	<3210	<340	<170	<13100	<730	<5770	<7680	NT	NT
	04/23/2019	-	***108***	***139***	***42.2***	***485***	***23.7***	***13.2***	<0.011	<4.1	<16.9	<108	<6.1	***14.3***	<288	<48.2	<182	***713***	NT	NT
	08/22/2020	-	***84.7***	***35.3***	***38.4***	***188***	***6.5***	***3.0 J***	<0.011	<2.1	<8.5	<53.9	<3.0	***4.1 J***	<144	<24.1	<91.0	***259***	NT	NT
	09/16/2021	-	***960***	***340***	***280***	***2400***	***33***	***76***	***0.037***	<8.0	<8.0	<160	<8.4	***31***	<1000	<40	***180***	***3300***	NT	NT
	12/15/2022	***1.07***	NS	NS	NS	NS	NS	NS	NS	NS	NS	NS	NS	NS	NS	NS	NS	NS	NS	NS
	11/14/2023	-	***1000***	***1100***	***1300***	***6000***	***16***	***170***	<0.020	***23***	<10	<100	<10	***21***	<100	<100	<100	***2000***	NT	NT
FIELD BLANK 1	11/13/2023	-	<1.0	<1.0	<1.0	<1.0	<1.0	<5.0	<0.020	<1.0	<10	<100	<10	<10	<100	<100	<100	<100	NT	NT
FIELD BLANK 2	11/14/2023	-	<1.0	<1.0	<1.0	<1.0	<1.0	<5.0	<0.020	<1.0	<10	<100	<10	<10	<100	<100	<100	<100	NT	NT
TRIP BLANK 1	-	-	<1.0	<1.0	<1.0	<1.0	<1.0	<5.0	NT	<1.0	<10	<100	<10	<10	<100	<100	<100	<100	NT	NT
TRIP BLANK 2	-	-	<1.0	<1.0	<1.0	<1.0	<1.0	<5.0	NT	<1.0	<10	<100	<10	<10	<100	<100	<100	<100	NT	NT
TRIP BLANK 3	-	-	<1.0	<1.0	<1.0	<1.0	<1.0	<5.0	NT	<1.0	<10	<100	<10	<10	<100	<100	<100	<100	NT	NT

NOTES:
RBSL - Risk Based Screening Level
Bold values indicate concentrations detected above the laboratory method detection limit.
Shaded values indicate concentrations exceeding RBSLs.
NE - Not Established
NT - Not Tested

FIGURES



Reference: USGS 7.5-Minute series Greenville Quadrangle - 2011; Contour Interval = 10 feet

500 250 0 500

APPROXIMATE SCALE IN FEET

N

● SITE

Ⓦ Private Water Supply Well

Title	Site Location Map		
Project	Westside Quick Stop (UST Permit #12430) 821 W. Parker Road Greenville, South Carolina Greenville County		
Date	11/26/21	petra-tech ENVIRONMENTAL, LLC ENGINEERS & CONSULTANTS	Figure No. 1
Job No.	J21-977b		

REFERENCE: Site Survey by Souther Land Surveying dated 4 May 2017; Revised 2 October 2017; Revised 12 May 2018

30 15 0 60 120

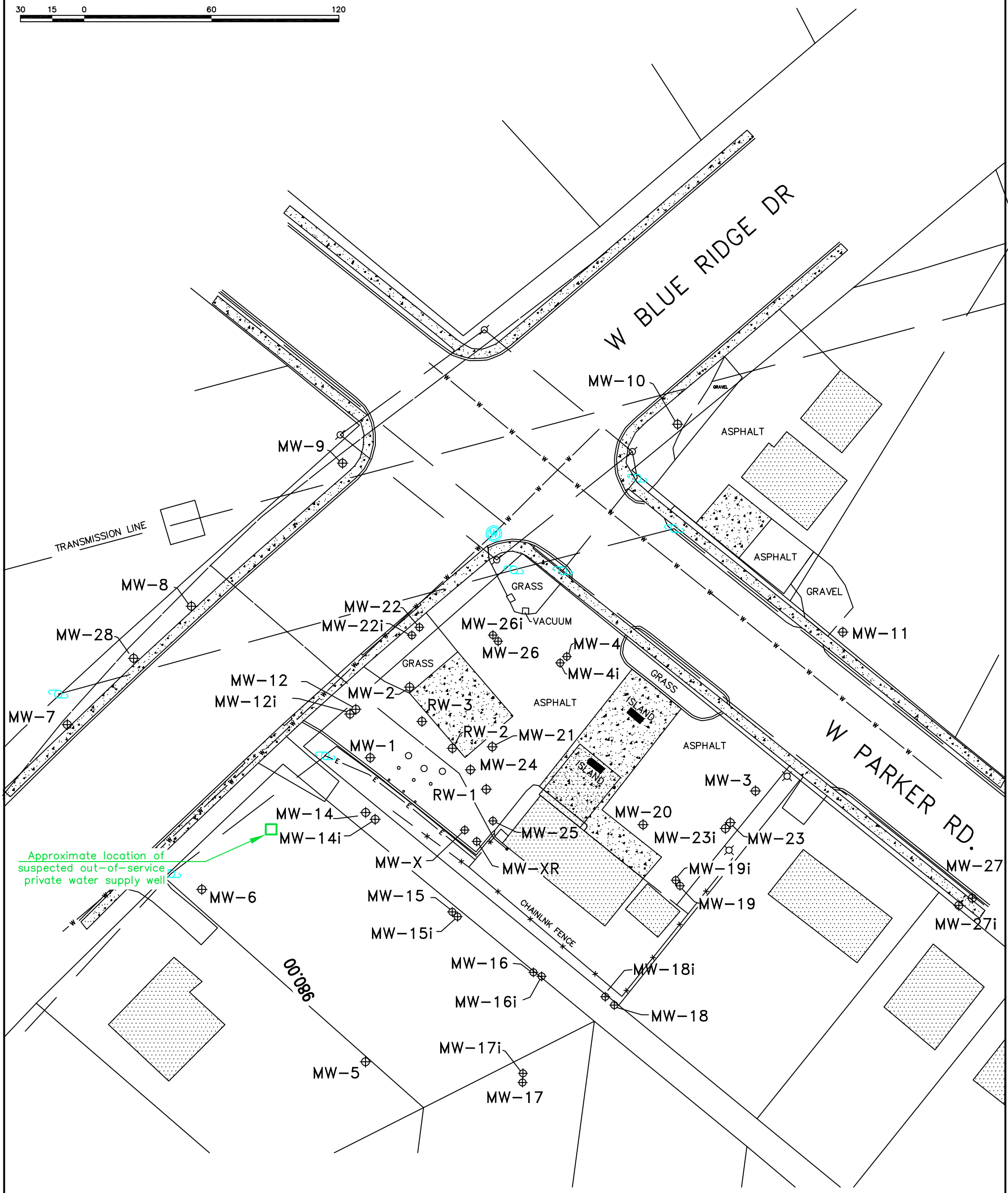

Groundwater Monitoring Well

N

Title	Monitoring Well Location Map
Project	Westside Quick Stop (UST Permit #12430) 821 West Parker Road Greenville, South Carolina Greenville County
Date	11/27/23
Job No.	J23-977e

petra-tech ENVIRONMENTAL, LLC ENGINEERS & CONSULTANTS

Figure No. 2

REFERENCE: Site Survey by Souther Land Surveying dated 4 May 2017; Revised 2 October 2017

30 15 0 60 120

W BLUE RIDGE DR.

W PARKER RD.

TRANSMISSION LINE

ASPHALT

GRASS

VACUUM

ISLAND

GRAVEL

CHAINLINK FENCE

MW-1 MW-2 MW-3 MW-4 MW-4i MW-5 MW-6 MW-8 MW-9 MW-10 MW-12 MW-12i MW-14 MW-14i MW-15 MW-15i MW-16 MW-17 MW-20 MW-21 MW-22 MW-22i MW-24 MW-25 MW-26 MW-26i MW-27 MW-X MW-XR RW-1 RW-2 RW-3

Approximate location of suspected out-of-service private water supply well

12430-RW02

Date	Depth to Free-Product / Depth to Water	Free-Product Thickness (Feet)
05/18/2018 Pre-AFVR	23.04 / 26.84	3.80
05/22/2018 Post AFVR	29.42 / 29.52	0.10
02/08/2021 Pre-AFVR	20.68 / 21.13	0.45
02/12/2021 Post-AFVR	-- / 26.23	0.00
03/22/2021 Pre-AFVR	-- / 20.04	0.00
03/25/2021 Post-AFVR	-- / 24.89	0.00
02/28/2022 Pre-AFVR	23.91 / 23.94	0.03
03/04/2022 Post-AFVR	-- / 24.71	0.00
03/28/2022 Pre-AFVR	21.89 / 21.90	0.01
04/01/2022 Post-AFVR	-- / 23.33	0.00
09/11/2023 Pre-AFVR	25.27 / 25.87	0.60
09/15/2023 Post-AFVR	-- / 26.98	0.00
10/16/2023 Pre-AFVR	25.53 / 25.68	0.15
10/23/2023 Post-AFVR	-- / 26.95	0.00

12430-RW03

Date	Depth to Free-Product / Depth to Water	Free-Product Thickness (Feet)
09/11/2023 Pre-AFVR	23.94 / 24.84	0.90
09/15/2023 Post-AFVR	-- / 26.38	0.00
10/16/2023 Pre-AFVR	25.10 / 25.23	0.13
10/23/2023 Post-AFVR	-- / 25.91	0.00

12430-MW21

Date	Depth to Free-Product / Depth to Water	Free-Product Thickness (Feet)
09/18/2023 Pre-AFVR	25.16 / 25.24	0.08
09/22/2023 Post-AFVR	-- / 27.00	0.00
10/23/2023 Pre-AFVR	26.19 / 26.21	0.02
10/27/2023 Post-AFVR	-- / 27.77	0.00

12430-MW01

Date	Depth to Free-Product / Depth to Water	Free-Product Thickness (Feet)
05/18/2018 Pre-AFVR	21.39 / 25.65	4.26
05/22/2018 Post-AFVR	26.25 / 26.38	0.13
01/13/2020 Pre-AFVR	21.15 / 21.59	0.44
01/17/2020 Post-AFVR	-- / 21.10	0.00
09/11/2023 Pre-AFVR	24.79 / 26.34	1.55
09/15/2023 Post-AFVR	-- / 28.53	0.00
10/16/2023 Pre-AFVR	24.65 / 24.94	0.29
10/23/2023 Post-AFVR	-- / 27.79	0.00

12430-MW24

Date	Depth to Free-Product / Depth to Water	Free-Product Thickness (Feet)
05/14/2018 Pre-AFVR	23.17 / 27.28	4.11
05/18/2018 Post AFVR	25.21 / 25.25	0.04
05/18/2018 Pre-AFVR	23.73 / 25.45	1.72
05/22/2018 Post-AFVR	26.21 / 26.58	0.37
01/13/2020 Pre-AFVR	23.14 / 23.95	0.81
01/17/2020 Post-AFVR	-- / 23.24	0.00
02/08/2021 Pre-AFVR	-- / 20.74	0.00
02/12/2021 Post-AFVR	-- / 24.68	0.00
03/22/2021 Pre-AFVR	-- / 19.65	0.00
03/25/2021 Post-AFVR	-- / 25.42	0.00
02/28/2022 Pre-AFVR	22.95 / 23.21	0.26
03/04/2022 Post-AFVR	-- / 25.61	0.00
03/28/2022 Pre-AFVR	21.95 / 21.98	0.03
04/01/2022 Post-AFVR	-- / 26.03	0.00
09/18/2023 Pre-AFVR	26.82 / 27.21	0.39
09/22/2023 Post-AFVR	-- / 28.39	0.00
10/16/2023 Pre-AFVR	26.31 / 26.41	0.10
10/23/2023 Post-AFVR	-- / 26.94	0.00

12430-RW01

Date	Depth to Free-Product / Depth to Water	Free-Product Thickness (Feet)
05/14/2018 Pre-AFVR	23.30 / 27.89	4.59
05/18/2018 Post-AFVR	25.31 / 25.81	0.50
01/13/2020 Pre-AFVR	22.45 / 24.64	2.19
01/17/2020 Post-AFVR	-- / 25.94	0.00
02/08/2021 Pre-AFVR	-- / 21.13	0.00
02/12/2021 Post-AFVR	-- / 25.72	0.00
03/22/2021 Pre-AFVR	-- / 19.63	0.00
03/25/2021 Post-AFVR	-- / 26.07	0.00
02/28/2022 Pre-AFVR	23.13 / 23.38	0.25
03/04/2022 Post-AFVR	-- / 26.49	0.00
03/28/2022 Pre-AFVR	22.32 / 22.38	0.06
04/01/2022 Post-AFVR	-- / 27.62	0.00
09/18/2023 Pre-AFVR	25.37 / 25.39	0.02
09/22/2023 Post-AFVR	-- / 26.14	0.00
10/23/2023 Pre-AFVR	26.36 / 26.37	0.01
10/27/2023 Post-AFVR	-- / 27.55	0.00

12430-MW0X

Date	Depth to Free-Product / Depth to Water	Free-Product Thickness (Feet)
05/14/2018 Pre-AFVR	--/ 24.93	0.00
05/18/2018 Post-AFVR	-- / 26.74	0.00

Groundwater Monitoring Well

N

Title	AFVR Well Location Map
Project	Westside Quick Stop (UST Permit #12430) 821 West Parker Road Greenville, South Carolina Greenville County
Date	11/27/2023
Job No.	J23-977e

petra-tech ENVIRONMENTAL, LLC ENGINEERS & CONSULTANTS

Figure No. 3

REFERENCE: Site Survey by Souther Land Surveying dated 4 May 2017; Revised 2 October 2017; Revised 12 May 2018

30 15 0 60 120

W BLUE RIDGE DR

W PARKER RD.

MW-9
981.40

MW-8
980.03

MW-28
980.18

MW-7
Damaged

MW-12
979.64
(979.57)
MW-12i

MW-22
980.12
(979.83)
MW-22i

MW-26i
(980.12)
MW-26
980.18

MW-4
980.51
MW-4i
(980.03)

MW-2
979.93
(979.83)

RW-3
(979.72)

RW-2
(979.91)

MW-21

MW-1
(979.83)

MW-24
(979.95)

RW-1

MW-14
979.81
MW-14i
(979.67)

Approximate location of suspected out-of-service private water supply well

MW-6
980.27

MW-X
979.50

MW-15
Not Accessible

MW-15i
Not Accessible

MW-16
979.40

MW-16i
(979.44)

MW-17i
(979.38)

MW-17
(979.20)

MW-5
Destroyed

MW-25
979.10

MW-XR
979.17

MW-20

MW-3
980.30
979.97

MW-23i
(979.89)

MW-23
979.84

MW-19i
(979.57)

MW-19
980.03

Not Located
MW-18i

MW-18
Not Located

MW-11
981.61

MW-27
980.16

MW-27i
(979.83)

980.00

979.50

979.50

GRASS
VACUUM
GRASS
GRASS
ISLAND
ISLAND
ASPHALT
ASPHALT
ASPHALT
ASPHALT
GRAVEL
GRAVEL
CHAINLINK FENCE
TRANSMISSION LINE

Groundwater Monitoring Well

Groundwater Potentiometric Contour
Contour Interval = 0.5-feet

541.28 Groundwater Elevation (November 13, 2023)

(541.28) Groundwater Elevation Not Used For Contouring Purposes

Approximate Groundwater Flow Direction

N

Title	Groundwater Potentiometric Map – Shallow Interval
Project	Westside Quick Stop (UST Permit #12430) 821 West Parker Road Greenville, South Carolina Greenville County
Date	11/27/23
Job No.	J23-898e

petra-tech ENVIRONMENTAL, LLC ENGINEERS & CONSULTANTS

Figure No. 4

REFERENCE: Site Survey by Souther Land Surveying dated 4 May 2017; Revised 2 October 2017; Revised 12 May 2018

30 15 0 60 120

W BLUE RIDGE DR

W PARKER RD.

MW-10 ND

MW-9 ND

MW-8 ND

MW-28 ND

MW-7 Damaged

MW-22 2.7

MW-22i (ND)

MW-26i (ND)

MW-26 ND

MW-4 ND

MW-4i (ND)

MW-11 ND

MW-12 3200

MW-12i (5.6)

MW-2 69

RW-3 1000

RW-2

MW-21

RW-1

MW-24

MW-1 500

5

50

ND

MW-14 39

MW-14i (ND)

MW-X 4800 / 4700

MW-XR 470

MW-25 920

MW-20 120

MW-3 ND

MW-23i (3.2)

MW-23 ND

MW-19i (ND)

MW-19 ND

MW-27 ND

MW-27i (ND)

MW-6 ND

MW-15 not accessible

MW-15i not accessible

MW-16 ND

MW-16i (ND)

MW-18i Not Located

MW-18 Not Located

MW-17i (ND)

MW-17 ND

MW-5 Destroyed

2900 / 3100

Approximate location of suspected out-of-service private water supply well

TRANSMISSION LINE

GRASS

VACUUM

ASPHALT

GRAVEL

ISLAND

CHAINLNK FENCE

Groundwater Monitoring Well

Free-Phase Petroleum Product Present

2.5J Benzene Concentration in Micrograms Per Liter

(2.5J) Benzene Concentration In Micrograms Per Liter Not Used For Contouring Purposes

Benzene Isoconcentration Line

N

Title	Benzene Isoconcentration Map – November 2023
Project	Westside Quick Stop (UST Permit #12430) 821 West Parker Road Greenville, South Carolina Greenville County
Date	12/01/23
Job No.	J23-898e

petra-tech ENVIRONMENTAL, LLC ENGINEERS & CONSULTANTS

Figure No. 5

APPENDIX A

Water Well Record
Bureau of Water
2600 Bull Street, Columbia, SC 29201-1708; (803) 898-4300

1. WELL OWNER INFORMATION:
Name: **SCDHEC**
(last) (first)
Address: **2600 Bull Street**
City: **Columbia** State: **SC** Zip:
Phone:

2. LOCATION OF WELL: **COUNTY:** **Greenville**
Name: **Westside Quick Stop**
Address: **821 W. Parker Road**
City: **Greenville**

3. PUBLIC SYSTEM NAME: **12430** - **MW-19**

4. ABANDONMENT: **Yes. Neat cement grout tremie**
Grouted Depth: from 0.00 to 39.69 ft.

Formation Description	Thickness of Stratum	Depth to Bottom of Stratum

5. REMARKS:

6. TYPE:
Dug Jetted Bored
Cable tool Air Rotary Driven
Auger Other

7. PERMIT NUMBER: **UST #** 12430

8. USE:
Residential Public Supply Process
Irrigation Air Conditioning Emergency
Test Well **Monitor Well** Replacement

9. WELL DEPTH (completed)
Date Started:
ft. Date Completed:

10. CASING: **Threaded** Welded
Diameter:
Type:
in. to ft. depth
in. to ft. depth
Height: Below
Surface: ft. Weight: lb./ft.
Drive Shoe:

11. SCREEN:
Type: Diameter:
Slot/Gauge: Length:
Set Between: ft. and ft.
ft. and ft.
Sieve Analysis: Y/N

12. STATIC WATER LEVEL ft. below land surface after 24 hours.

13. PUMPING LEVEL Below Land Surface.
ft. after hrs Pumping GPM
Pumping Test:
Yield:

14. WATER QUALITY
Chemical Analysis: Bacterial Analysis:

15. ARTIFICIAL FILTER (filter pack)
Installed from: ft. to ft.
Effective Size: Uniformity Coefficient:

16. WELL GROUTED?
Neat Cement Bentonite Bentonite/Cement Other
Depth: From ft. to ft.

17. NEAREST SOURCE OF POSSIBLE CONTAMINATION: ft. direction
Type:
Well Disinfected: Type: Amount:

18. PUMP: Date installed:
Mfr. Name: Model no.:
H.P.: Volts: Length of pipe: ft.
Capacity: gpm
TYPE:
Submersible Jet (shallow) Turbine
Jet (deep) Reciprocating Centrifugal

19. WELL DRILLER: Robyn Barkley **CERT NO.:** **934**
Address: Petra-Tech Environmental Level: (A) B C D
2435 East North St, Ste 1108-202
Greenville, SC 29615
Telephone: 864..631.2490 Fax: 888.838.9034

20. WATER WELL DRILLER'S CERTIFICATION: This well was drilled under my direction and this report is true to the best of my knowledge and belief.

Signed: Robyn Barkley
Date: **11/20/23**
If D Level Driller, provide supervising driller's name.
Jimmy Slagh 2377d

DHEC 1903 (07/2003) COPY 1 MAIL TO: S.C. DEPARTMENT OF HEALTH AND ENVIRONMENTAL CONTROL (ADDRESS ABOVE)

Water Well Record
Bureau of Water
2600 Bull Street, Columbia, SC 29201-1708; (803) 898-4300

1. WELL OWNER INFORMATION:
Name: **SCDHEC**
(last) (first)
Address: **2600 Bull Street**
City: **Columbia** State: **SC** Zip:
Phone:

2. LOCATION OF WELL: **COUNTY:** **Greenville**
Name: **Westside Quick Stop**
Address: **821 W. Parker Road**
City: **Greenville**

3. PUBLIC SYSTEM NAME: **12430** - **MW-19i**

4. ABANDONMENT: **Yes. Neat cement grout tremie**
Grouted Depth: from 0.00 to 70.68 ft.

Formation Description	Thickness of Stratum	Depth to Bottom of Stratum

5. REMARKS:

6. TYPE:
Dug Jetted Bored
Cable tool Air Rotary Driven
Auger Other

7. PERMIT NUMBER: **UST #** 12430

8. USE:
Residential Public Supply Process
Irrigation Air Conditioning Emergency
Test Well **Monitor Well** Replacement

9. WELL DEPTH (completed)
Date Started:
ft. Date Completed:

10. CASING: **Threaded** Welded
Diameter:
Type:
in. to ft. depth
in. to ft. depth
Height: Below
Surface: ft. Weight: lb./ft.
Drive Shoe:

11. SCREEN:
Type: Diameter:
Slot/Gauge: Length:
Set Between: ft. and ft.
ft. and ft.
Sieve Analysis: Y/N

12. STATIC WATER LEVEL ft. below land surface after 24 hours.

13. PUMPING LEVEL Below Land Surface.
ft. after hrs Pumping GPM
Pumping Test:
Yield:

14. WATER QUALITY
Chemical Analysis: Bacterial Analysis:

15. ARTIFICIAL FILTER (filter pack)
Installed from: ft. to ft.
Effective Size: Uniformity Coefficient:

16. WELL GROUTED?
Neat Cement Bentonite Bentonite/Cement Other
Depth: From ft. to ft.

17. NEAREST SOURCE OF POSSIBLE CONTAMINATION: ft. direction
Type:
Well Disinfected: Type: Amount:

18. PUMP: Date installed:
Mfr. Name: Model no.:
H.P.: Volts: Length of pipe: ft.
Capacity: gpm
TYPE:
Submersible Jet (shallow) Turbine
Jet (deep) Reciprocating Centrifugal

19. WELL DRILLER: Robyn Barkley **CERT NO.:** **934**
Address: Petra-Tech Environmental Level: (A) B C D
2435 East North St, Ste 1108-202
Greenville, SC 29615
Telephone: 864..631.2490 Fax: 888.838.9034

20. WATER WELL DRILLER'S CERTIFICATION: This well was drilled under my direction and this report is true to the best of my knowledge and belief.

Signed: Robyn Barkley
Date: **11/20/23**
If D Level Driller, provide supervising driller's name.
Jimmy Slagh 2377d

DHEC 1903 (07/2003) COPY 1 MAIL TO: S.C. DEPARTMENT OF HEALTH AND ENVIRONMENTAL CONTROL (ADDRESS ABOVE)

Water Well Record
Bureau of Water
2600 Bull Street, Columbia, SC 29201-1708; (803) 898-4300

1. WELL OWNER INFORMATION:
Name: SCDHEC
(last) (first)
Address: 2600 Bull Street
City: Columbia State: SC Zip:
Phone:

2. LOCATION OF WELL: COUNTY: Greenville
Name: Westside Quick Stop
Address: 821 W. Parker Road
City: Greenville

3. PUBLIC SYSTEM NAME: 12430 - MW-23

4. ABANDONMENT: Yes. Neat cement grout tremie
Grouted Depth: from 0.00 to 39.87 ft.

Formation Description	Thickness of Stratum	Depth to Bottom of Stratum

5. REMARKS:

6. TYPE:
Dug Jetted Bored
Cable tool Air Rotary Driven
Auger Other

7. PERMIT NUMBER: UST # 12430

8. USE:
Residential Public Supply Process
Irrigation Air Conditioning Emergency
Test Well **Monitor Well** Replacement

9. WELL DEPTH (completed)
ft. Date Started:
Date Completed:

10. CASING: **Threaded** Welded
Diameter:
Type:
in. to ft. depth
in. to ft. depth
Height: Below
Surface: ft. Weight: lb./ft.
Drive Shoe:

11. SCREEN:
Type: Diameter:
Slot/Gauge: Length:
Set Between: ft. and ft.
ft. and ft.
Sieve Analysis: Y/N

12. STATIC WATER LEVEL ft. below land surface after 24 hours.

13. PUMPING LEVEL Below Land Surface.
ft. after hrs Pumping GPM
Pumping Test:
Yield:

14. WATER QUALITY
Chemical Analysis: Bacterial Analysis:

15. ARTIFICIAL FILTER (filter pack)
Installed from: ft. to ft.
Effective Size: Uniformity Coefficient:

16. WELL GROUTED?
Neat Cement Bentonite Bentonite/Cement Other
Depth: From ft. to ft.

17. NEAREST SOURCE OF POSSIBLE CONTAMINATION: ft. direction
Type:
Well Disinfected: Type: Amount:

18. PUMP: Date installed:
Mfr. Name: Model no.:
H.P.: Volts: Length of pipe: ft.
Capacity: gpm
TYPE:
Submersible Jet (shallow) Turbine
Jet (deep) Reciprocating Centrifugal

19. WELL DRILLER: Robyn Barkley **CERT NO.:** 934
Address: Petra-Tech Environmental Level: (A) B C D
2435 East North St, Ste 1108-202
Greenville, SC 29615
Telephone: 864..631.2490 Fax: 888.838.9034

20. WATER WELL DRILLER'S CERTIFICATION: This well was drilled under my direction and this report is true to the best of my knowledge and belief.

Signed: Robyn Barkley
Date: 11/20/23
If D Level Driller, provide supervising driller's name.
Jimmy Slagh 2377d

DHEC 1903 (07/2003) COPY 1 MAIL TO: S.C. DEPARTMENT OF HEALTH AND ENVIRONMENTAL CONTROL (ADDRESS ABOVE)

Water Well Record
Bureau of Water
2600 Bull Street, Columbia, SC 29201-1708; (803) 898-4300

1. WELL OWNER INFORMATION:
Name: **SCDHEC**
(last) (first)
Address: **2600 Bull Street**
City: **Columbia** State: **SC** Zip:
Phone:

2. LOCATION OF WELL: **COUNTY:** **Greenville**
Name: **Westside Quick Stop**
Address: **821 W. Parker Road**
City: **Greenville**

3. PUBLIC SYSTEM NAME: **12430** - **MW-23i**

4. ABANDONMENT: **Yes. Neat cement grout tremie**
Grouted Depth: from 0.00 to 61.69 ft.

Formation Description	Thickness of Stratum	Depth to Bottom of Stratum

5. REMARKS:

6. TYPE:
Dug Jetted Bored
Cable tool Air Rotary Driven
Auger Other

7. PERMIT NUMBER: **UST #** 12430

8. USE:
Residential Public Supply Process
Irrigation Air Conditioning Emergency
Test Well **Monitor Well** Replacement

9. WELL DEPTH (completed)
Date Started:
ft. Date Completed:

10. CASING: **Threaded** Welded
Diameter:
Type:
in. to ft. depth
in. to ft. depth
Height: Below
Surface: ft. Weight: lb./ft.
Drive Shoe:

11. SCREEN:
Type: Diameter:
Slot/Gauge: Length:
Set Between: ft. and ft.
ft. and ft.
Sieve Analysis: Y/N

12. STATIC WATER LEVEL ft. below land surface after 24 hours.

13. PUMPING LEVEL Below Land Surface.
ft. after hrs Pumping GPM
Pumping Test:
Yield:

14. WATER QUALITY
Chemical Analysis: Bacterial Analysis:

15. ARTIFICIAL FILTER (filter pack)
Installed from: ft. to ft.
Effective Size: Uniformity Coefficient:

16. WELL GROUTED?
Neat Cement Bentonite Bentonite/Cement Other
Depth: From ft. to ft.

17. NEAREST SOURCE OF POSSIBLE CONTAMINATION: ft. direction
Type:
Well Disinfected: Type: Amount:

18. PUMP: Date installed:
Mfr. Name: Model no.:
H.P.: Volts: Length of pipe: ft.
Capacity: gpm
TYPE:
Submersible Jet (shallow) Turbine
Jet (deep) Reciprocating Centrifugal

19. WELL DRILLER: Robyn Barkley **CERT NO.:** **934**
Address: Petra-Tech Environmental Level: (A) B C D
2435 East North St, Ste 1108-202
Greenville, SC 29615
Telephone: 864..631.2490 Fax: 888.838.9034

20. WATER WELL DRILLER'S CERTIFICATION: This well was drilled under my direction and this report is true to the best of my knowledge and belief.

Signed: Robyn Barkley
Date: **11/20/23**
If D Level Driller, provide supervising driller's name.
Jimmy Slagh 2377d

DHEC 1903 (07/2003) COPY 1 MAIL TO: S.C. DEPARTMENT OF HEALTH AND ENVIRONMENTAL CONTROL (ADDRESS ABOVE)

APPENDIX B

AFVR / MMPE Field Measurements & Emissions Calculations

Westside Quick Stop - UST Permit #12430

12430-MW-1, 12430-RW-2, & 12430-RW-3

		Extraction Wells						Radius of Influence Monitoring						Emissions Field Measurements							Emission Calculations							
		MW-1		RW-2		RW-3		MW-12		MW-2		MW-25		System Vacuum	Effluent Volumetric Flow	Effluent Temp.	Relative Humidity	Vapor Conc. Pre-Treatment	Vapor Conc. Post Treatment	Elapsed Time	Q_{std}	PPM_d	PPM_c	K	C_{cm}	C_c	PMR_c	PMR_g	PMR_g
Date	Time	Stinger Depth (feet)	Vacuum (in. HG)	Stinger Depth (feet)	Vacuum (in. HG)	Stinger Depth (feet)	Vacuum (in. HG)	Vacuum (in. H2O)	Depth to Water (ft BTOC)	Vacuum (in. H2O)	Depth to Water (ft BTOC)	Vacuum (in. H2O)	Depth to Water (ft BTOC)	(in. HG)	(ACFM)	(F)	(%)	(ppm)	(ppm)	(hours)	(DSCFM)				(mg/dsm3)	(lb/dscf)	(lb/hr)	(lb/hr)	(gal/hr)
9/11/2023	1130	25.0	14.0	25.5	14.0	24.0	15.0	0.0	22.72	0.0	24.16	0.0	25.60	24.0	240	116	55.2	1,829	0.1	0.0	211.61	1,901.50	7,606.01	4	3,795.10	2.37E-04	3.0082	3.4814	0.5570
	1200	25.5	14.0	26.0	14.0	24.0	13.0	--	--	--	--	--	--	24.0	240	120	49.9	1,797	0.1	0.5	210.15	1,868.23	7,472.93	4	3,728.71	2.33E-04	2.9352	3.3969	0.5435
	1230	26.0	15.0	26.5	14.0	24.5	13.0	--	--	--	--	--	--	24.0	240	124	46.5	1,804	0.1	1.0	208.71	1,875.51	7,502.04	4	3,743.23	2.34E-04	2.9264	3.3868	0.5419
	1300	26.5	15.0	27.0	14.0	24.5	13.5	--	--	--	--	--	--	24.0	240	126	47.0	1,760	0.1	1.5	208.00	1,829.77	7,319.07	4	3,651.93	2.28E-04	2.8453	3.2929	0.5269
	1330	27.0	15.0	27.5	14.0	25.0	13.5	0.2	22.73	0.0	24.19	0.1	25.64	24.0	240	126	46.4	1,671	0.1	2.0	208.00	1,737.24	6,948.96	4	3,467.26	2.16E-04	2.7014	3.1264	0.5002
	1400	27.0	14.0	28.0	14.0	25.0	13.5	--	--	--	--	--	--	24.0	240	130	43.1	1,723	0.1	2.5	206.59	1,791.30	7,165.20	4	3,575.16	2.23E-04	2.7666	3.2018	0.5123
	1430	27.5	15.0	28.5	14.0	25.5	13.5	--	--	--	--	--	--	24.0	240	132	45.2	1,680	0.1	3.0	205.89	1,746.60	6,986.38	4	3,485.94	2.18E-04	2.6885	3.1114	0.4978
	1500	27.5	13.0	28.5	14.0	25.5	13.5	--	--	--	--	--	--	23.0	240	130	44.2	1,674	0.1	3.5	206.59	1,740.36	6,961.43	4	3,473.49	2.17E-04	2.6879	3.1108	0.4977
	1530	28.0	15.0	29.0	14.0	26.0	13.5	0.1	22.75	0.1	24.25	0.1	25.68	23.0	240	132	46.3	1,709	0.1	4.0	205.89	1,776.75	7,106.98	4	3,546.11	2.21E-04	2.7349	3.1651	0.5064
	1600	28.0	15.0	29.0	14.0	26.0	13.0	--	--	--	--	--	--	23.0	240	128	44.1	1,755	0.1	4.5	207.29	1,824.57	7,298.28	4	3,641.56	2.27E-04	2.8276	3.2724	0.5236
	1630	28.5	13.0	29.5	14.0	26.5	13.0	--	--	--	--	--	--	23.0	240	128	41.0	1,793	0.1	5.0	207.29	1,864.08	7,456.30	4	3,720.41	2.32E-04	2.8888	3.3432	0.5349
	1700	28.5	14.0	29.5	14.0	26.5	13.0	--	--	--	--	--	--	23.0	240	130	42.8	1,760	0.1	5.5	206.59	1,829.77	7,319.07	4	3,651.93	2.28E-04	2.8260	3.2706	0.5233
	1730	29.0	14.0	30.0	14.0	27.0	13.0	0.1	22.79	0.0	24.29	0.2	25.70	23.0	240	130	40.5	1,724	0.1	6.0	206.59	1,792.34	7,169.36	4	3,577.23	2.23E-04	2.7682	3.2037	0.5126
	1800	29.0	14.0	30.0	14.0	27.0	13.0	--	--	--	--	--	--	23.0	240	126	40.6	1,702	0.1	6.5	208.00	1,769.47	7,077.87	4	3,531.58	2.20E-04	2.7516	3.1844	0.5095
	1830	29.5	14.0	30.5	14.0	27.5	13.0	--	--	--	--	--	--	23.0	240	126	40.9	1,715	0.1	7.0	208.00	1,782.98	7,131.93	4	3,558.56	2.22E-04	2.7726	3.2087	0.5134
	1900	29.5	13.0	30.5	14.0	27.5	13.0	--	--	--	--	--	--	23.0	240	124	43.5	1,725	0.1	7.5	208.71	1,793.38	7,173.52	4	3,579.31	2.23E-04	2.7983	3.2385	0.5182
	1930	30.0	13.0	31.0	14.0	28.0	13.0	0.1	22.78	0.0	24.32	0.1	25.69	23.0	240	124	48.2	1,733	0.1	8.0	208.71	1,801.70	7,206.79	4	3,595.91	2.24E-04	2.8113	3.2535	0.5206
	2000	25.0	14.0	25.5	14.0	24.0	13.5	--	--	--	--	--	--	23.0	240	124	45.3	1,849	0.1	8.5	208.71	1,922.29	7,689.18	4	3,836.60	2.40E-04	2.9994	3.4713	0.5554
	2030	25.0	14.0	25.5	14.0	24.0	13.5	--	--	--	--	--	--	23.0	240	124	42.7	1,830	0.1	9.0	208.71	1,902.54	7,610.17	4	3,797.18	2.37E-04	2.9686	3.4356	0.5497
	2100	25.0	14.0	25.5	14.0	24.0	13.5	--	--	--	--	--	--	23.0	240	126	47.6	1,806	0.1	9.5	208.00	1,877.59	7,510.36	4	3,747.38	2.34E-04	2.9197	3.3790	0.5406
	2130	25.0	14.0	25.5	14.0	24.0	13.5	0.2	22.82	0.1	24.36	0.1	25.74	23.0	240	122	45.3	1,777	0.1	10.0	209.43	1,847.44	7,389.76	4	3,687.21	2.30E-04	2.8926	3.3476	0.5356
	2200	25.0	14.0	25.5	14.0	24.0	13.0	--	--	--	--	--	--	23.0	240	124	40.2	1,751	0.2	10.5	208.71	1,820.41	7,281.64	4	3,633.26	2.27E-04	2.8405	3.2873	0.5260
	2230	25.0	14.0	25.5	14.0	24.0	13.0	--	--	--	--	--	--	23.0	240	120	41.0	1,763	0.2	11.0	210.15	1,832.89	7,331.54	4	3,658.16	2.28E-04	2.8797	3.3326	0.5332
	2300	25.0	14.0	25.5	14.0	24.0	13.0	--	--	--	--	--	--	23.0	240	119	39.8	1,708	0.2	11.5	210.52	1,775.71	7,102.82	4	3,544.03	2.21E-04	2.7946	3.2342	0.5175
	2330	25.0	14.0	25.5	14.0	24.0	13.0	0.2	22.85	0.2	24.38	0.2	25.76	23.0	240	120	40.6	1,715	0.2	12.0	210.15	1,782.98	7,131.93	4	3,558.56	2.22E-04	2.8013	3.2419	0.5187
	2400	25.0	14.0	25.5	14.0	24.0	13.0	0.2	22.84	0.1	24.39	0.2	25.79	23.0	240	118	39.8	1,692	0.2	12.5	210.88	1,759.07	7,036.29	4	3,510.83	2.19E-04	2.7733	3.2095	0.5135
No readings recorded between 2400 and 0800																													
9/12/2023	0800	25.0	14.0	25.5	14.0	24.0	13.0	0.1	22.89	0.1	24.40	0.2	25.82	23.0	240	109	42.5	1,432	0.1	20.5	214.21	1,488.76	5,955.06	4	2,971.34	1.86E-04	2.3842	2.7593	0.4415
	0900	25.5	14.0	26.0	13.0	24.5	13.0	--	--	--	--	--	--	23.0	240	112	40.2	2,103	0.1	21.5	213.09	2,186.36	8,745.45	4	4,363.64	2.72E-04	3.4831	4.0309	0.6450
	1000	25.5	14.0	26.0	13.0	24.5	13.0	0.1	22.92	0.1	24.45	0.3	25.86	23.0	240	115	43.8	1,974	0.1	22.5	211.98	2,052.25	8,209.00	4	4,095.97	2.56E-04	3.2523	3.7639	0.6022
	1100	26.0	14.0	26.5	13.0	25.0	13.0	--	--	--	--	--	--	23.0	240	114	41.0	2,012	0.1	23.5	212.35	2,091.76	8,367.03	4	4,174.82	2.61E-04	3.3207	3.8431	0.6149
	1200	26.0	14.0	26.5	13.0	25.0	13.0	0.2	22.95	0.1	24.51	0.3	25.89	23.0	240	116	42.2	1,984	0.1	24.5	211.61	2,062.65	8,250.59	4	4,116.72	2.57E-04	3.2631	3.7764	0.6042
	1300	26.5	14.0	27.0	13.0	25.5	13.5	--	--	--	--	--	--	23.0	240	125	45.6	1,847	0.1	25.5	208.36	1,920.22	7,680.86	4	3,832.45	2.39E-04	2.9911	3.4616	0.5539
	1400	26.5	14.0	27.0	13.0	25.5	13.5	0.2	22.99	0.1	24.53	0.3	25.91	23.0	240	122	48.7	1,854	0.1	26.5	209.43	1,927.49	7,709.97	4	3,846.98	2.40E-04	3.0179	3.4926	0.5588
	1500	27.0	14.0	27.5	13.0	26.0	13.0	--	--	--	--	--	--	23.0	240	124	49.5	1,832	0.1	27.5	208.71	1,904.62	7,618.48	4	3,801.33	2.37E-04	2.9719	3.4394	0.5503
	1600	27.0	14.0	27.5	13.0	26.0	13.0	0.1	23.02	0.1	24.52	0.2	25.89	23.0	240	127	47.3	1,766	0.1	28.5	207.65	1,836.00	7,344.02	4	3,664.38	2.29E-04	2.8502	3.2985	0.5278
	1700	27.5	13.0	28.0	13.0	26.5	13.0	--	--	--	--	--	--	23.0	240	123	46.8	1,796	0.2	29.5	209.07	1,867.19	7,468.78	4	3,726.63	2.33E-04	2.9185	3.3775	0.5404
	1800	27.5	13.0	28.0	13.0	26.5	13.5	0.1	23.02	0.1	24.48	0.2	25.84	23.0	240	131	42.3	1,846	0.2	30.5	206.24	1,919.18	7,676.70	4	3,830.38	2.39E-04	2.9591	3.4246	0.5479
	1900	28.0	13.0	28.5	13.0	27.0	13.0	--	--	--	--	--	--	23.0	240	129	43.0	1,802	0.2	31.5	206.94	1,873.43	7,493.73	4	3,739.08	2.33E-04	2.8984	3.3543	0.5367
	2000	28.0	14.0	28.5	13.0	27.0	13.0	0.1	23.05	0.1	24.49	0.3	25.82	23.0	240	125	41.5	1,763	0.2	32.5	208.36	1,832.89	7,331.54	4	3,658.16	2.28E-04	2.8550	3.3042	0.5287
	2100	28.5	14.0	29.0	13.0	27.5	13.0	--	--	--	--	--	--	23.0	240	112	42.0	1,742	0.2	33.5	213.09	1,811.05	7,244.21	4	3,614.58	2.26E-04	2.8852	3.3390	0.5342
	2200	28.5	14.0	29.0	13.0	27.5	13.0	0.1	23.05	0.1	24.51	0.3	25.86	23.0	240	118	39.8	1,654	0.3	34.5	210.88	1,719.57	6,878.26	4	3,431.99	2.14E-04	2.7110	3.1374	0.5020
	2300	29.0	14.0	29.5	13.0	28.0	12.5	--	--	--	--	--	--	23.0	240	121	40.5	1,544	0.3	35.5	209.79	1,605.20	6,420.82	4	3,203.74	2.00E-04	2.5176	2.9136	0.4662
	2400	29.0	14.0	29.5	13.0	28.0	13.0	0.1	23.08	0.1	24.55	0.4	25.87	23.0	240	119	41.3	1,694	0.3	36.5	210.52	1,761.15	7,044.60	4	3,514.98	2.19E-04	2.7717	3.2077	0.5132
No readings recorded between 2400 and 0800																													

Date	Time	MW-1 Stinger Depth (feet)	MW-1 Vacuum (in. HG)	RW-2 Stinger Depth (feet)	RW-2 Vacuum (in. HG)	RW-3 Stinger Depth (feet)	RW-3 Vacuum (in. HG)	MW-12 Vacuum (in. H2O)	MW-12 DTW (ft BTOC)	MW-2 Vacuum (in. H2O)	MW-2 DTW (ft BTOC)	MW-25 Vacuum (in. H2O)	MW-25 DTW (ft BTOC)	System Vacuum (in. HG)	Effluent Volumetric Flow (ACFM)	Effluent Temp. (F)	Relative Humidity (%)	Vapor Conc. Pre-Treatment (ppm)	Vapor Conc. Post Treatment (ppm)	Elapsed Time (hours)	Q_{std} (DSCFM)	PPM_d	PPM_c	K	C_{cm} (mg/dsm3)	C_c (lb/dscf)	PMR_c (lb/hr)	PMR_g (lb/hr)	PMR_g (gal/hr)
9/13/2023	0800	29.0	15.0	29.5	13.0	28.0	12.5	0.1	23.15	0.1	24.59	0.2	25.88	23.0	240	116	40.6	1,364	0.2	44.5	211.61	1,418.07	5,672.28	4	2,830.25	1.77E-04	2.2434	2.5963	0.4154
	1000	30.0	15.0	30.0	13.0	28.0	12.0	0.1	23.16	0.1	24.61	0.2	25.88	23.0	240	115	39.5	1,258	0.2	46.5	211.98	1,307.87	5,231.47	4	2,610.30	1.63E-04	2.0727	2.3987	0.3838
	1200	30.0	15.0	30.5	13.0	28.0	12.0	0.1	23.20	0.2	24.62	0.2	25.89	23.0	240	115	34.6	1,634	0.2	48.5	211.98	1,698.77	6,795.09	4	3,390.49	2.12E-04	2.6922	3.1156	0.4985
	1400	30.0	15.0	31.0	13.0	28.0	12.0	0.1	23.19	0.1	24.63	0.2	25.91	23.0	240	118	36.9	1,588	0.3	50.5	210.88	1,650.95	6,603.80	4	3,295.04	2.06E-04	2.6028	3.0122	0.4820
	1600	30.0	15.0	31.0	13.0	28.0	12.0	0.2	23.21	0.2	24.65	0.3	25.91	23.0	240	120	38.4	1,496	0.3	52.5	210.15	1,555.30	6,221.21	4	3,104.14	1.94E-04	2.4435	2.8279	0.4525
	1800	30.0	15.0	31.0	13.0	28.0	12.0	0.1	23.24	0.2	24.68	0.2	25.94	23.0	240	122	39.8	1,352	0.2	54.5	209.43	1,405.59	5,622.37	4	2,805.35	1.75E-04	2.2007	2.5469	0.4075
	2000	30.0	15.0	31.0	13.0	28.0	12.0	0.1	23.22	0.2	24.70	0.2	25.94	23.0	240	124	40.2	1,255	0.4	56.5	208.71	1,304.75	5,218.99	4	2,604.08	1.63E-04	2.0359	2.3561	0.3770
	2200	30.0	15.0	31.0	13.0	28.0	12.0	0.2	23.22	0.2	24.68	0.2	25.90	23.0	240	125	41.0	1,184	0.4	58.5	208.36	1,230.93	4,923.74	4	2,456.75	1.53E-04	1.9174	2.2190	0.3550
	2400	30.0	15.0	31.0	13.0	28.0	12.0	0.1	23.25	0.1	24.67	0.2	25.86	23.0	240	121	40.6	1,060	0.4	60.5	209.79	1,102.02	4,408.08	4	2,199.46	1.37E-04	1.7284	2.0003	0.3200
No readings recorded between 2400 and 0800																												
9/14/2023	0800	25.0	14.0	31.0	13.0	28.0	12.0	0.1	23.26	0.2	24.69	0.2	25.89	24.0	240	119	39.6	1,142	0.5	68.5	210.52	1,187.27	4,749.08	4	2,369.61	1.48E-04	1.8685	2.1625	0.3460
	1000	25.5	15.0	25.5	13.0	24.0	13.0	0.1	23.27	0.2	24.72	0.1	25.94	24.0	240	115	42.8	1,294	0.5	70.5	211.98	1,345.29	5,381.18	4	2,685.00	1.68E-04	2.1320	2.4673	0.3948
	1200	26.0	14.0	26.0	13.0	24.5	13.0	0.1	23.26	0.2	24.73	0.1	25.97	24.0	240	116	41.3	1,384	0.5	72.5	211.61	1,438.86	5,755.45	4	2,871.75	1.79E-04	2.2763	2.6344	0.4215
	1400	26.5	14.0	26.5	13.0	25.0	13.0	0.1	23.28	0.1	24.75	0.1	26.01	24.0	240	118	40.0	1,288	0.5	74.5	210.88	1,339.06	5,356.23	4	2,672.55	1.67E-04	2.1111	2.4432	0.3909
	1600	27.0	13.0	27.0	13.0	25.5	13.0	0.1	23.27	0.1	24.79	0.1	25.97	24.0	240	122	47.8	1,944	0.5	76.5	209.43	2,021.06	8,084.24	4	4,033.73	2.52E-04	3.1644	3.6622	0.5859
	1800	27.5	13.0	27.5	13.0	26.0	12.0	0.1	23.26	0.1	24.85	0.1	25.99	24.0	240	124	45.6	1,648	0.4	78.5	208.71	1,713.33	6,853.31	4	3,419.54	2.13E-04	2.6734	3.0939	0.4950
	2000	28.0	13.0	28.0	13.0	26.5	12.0	0.1	23.25	0.2	24.75	0.1	26.03	24.0	240	125	48.2	1,842	0.4	80.5	208.36	1,915.02	7,660.07	4	3,822.08	2.39E-04	2.9830	3.4522	0.5524
	2200	28.5	13.0	28.5	13.0	27.0	12.0	0.1	23.26	0.2	24.70	0.1	26.08	24.0	240	122	49.7	1,322	0.4	82.5	209.43	1,374.40	5,497.62	4	2,743.10	1.71E-04	2.1519	2.4904	0.3985
	2400	29.0	14.0	29.0	13.0	27.5	12.0	0.1	23.28	0.2	24.69	0.1	26.05	24.0	240	121	50.2	1,674	0.4	84.5	209.79	1,740.36	6,961.43	4	3,473.49	2.17E-04	2.7296	3.1590	0.5054
No readings recorded between 2400 and 0800																												
9/15/2023	0800	29.0	14.0	29.0	13.0	27.5	13.0	0.2	23.31	0.2	24.70	0.1	26.02	24.0	240	119	49.8	1,056	0.4	92.5	210.52	1,097.86	4,391.44	4	2,191.16	1.37E-04	1.7278	1.9996	0.3199
	1000	29.5	14.0	29.5	13.0	28.0	13.0	0.2	23.35	0.2	24.70	0.1	26.03	24.0	240	116	46.3	1,184	0.4	94.5	211.61	1,230.93	4,923.74	4	2,456.75	1.53E-04	1.9474	2.2537	0.3606
	1130	30.0	14.0	30.0	13.0	28.5	13.0	0.1	23.32	0.2	24.69	0.1	26.03	24.0	240	118	47.2	1,094	0.4	96.0	210.88	1,137.37	4,549.47	4	2,270.01	1.42E-04	1.7931	2.0752	0.3320
								Average Values		Average Values				23	240	122	43.5	1643	0.2	--	209.48	1,708.15	6,832.58	4.00	3409.19	0.000213	2.6751	3.0959	0.4953
														B_{ws}	0.038	B_{wsw}	0.023											

Total Pounds of Carbon (emissions) 256.8102

\+

Total Pounds of Gasoline (as emissions) 297.2073

Total Gallons of Gasoline (as emissions) 47.5532

NOTES:

inches of Hg - inches of mercury
ppm - parts per million
Q_{std} - flow at DSCFM
DSCFM - Dry Standard Cubic Feet per Minute
PPM_d - "dry" concentration
PPM_c - volumetric concentration of VOC emissions as carbon, dry basis, at STP
K - number of carbons in calibration gas
C_{cm} - mass concentration of VOC emissions as carbon
PMR_c - pollutant mass removal of VOCs as carbon
PMR_g - pollutant mass removal of VOCs as gasoline
B_{wsw} - lb of water per lb of dry air
B_{ws} - water vapor % by volume

Extraction Well Information					
Extraction Well ID	Time	Depth to Free-Product (feet BTOC)	Depth to Water (feet BTOC)	Screened Interval Depth (feet)	Target Stinger Depth (feet)
MW-1	Initial	24.79	26.34	15-30	30
	Post	--	28.53		
RW-2	Initial	25.27	25.87	17-37	31
	Post	--	26.98		
RW-3	Initial	23.94	24.84	19-39	28
	Post	--	26.38		

APPENDIX C

BLUE FROG REC-
15 SULPHUR PRINGS
GREENVILLE C 29617

SEP 15, 2023 7:10 PM

INVENTORY REPORT

T 2:PREMIUM
VOLUME = 8874 GALS
ULLAGE = 0 GALS
90% ULLAGE= 0 GALS
TC VOLUME = 8782 GALS
HEIGHT = 53.13 INCHES
WATER VOL = 0 GALS
WATER = 0.00 INCHES
TEMP = 74.7 DEG F

* * * * * END * * * * *

BLUE FROG REC-
15 SULPHUR SPRINGS
GREENVILLE SC 29617

SEP 15, 2023 7:08 PM

INVENTORY REPORT

T 2:PREMIUM
VOLUME = 4562 GALS
ULLAGE = 3478 GALS
90% ULLAGE= 2674 GALS
TC VOLUME = 4514 GALS
HEIGHT = 29.80 INCHES
WATER VOL = 259 GALS
WATER = 3.99 INCHES
TEMP = 74.8 DEG F

* * * * * END * * * * *

NON-HAZARDOUS WASTE MANIFEST

1. Generator ID Number	2. Page 1 of	3. Emergency Response Phone	4. Waste Tracking Number

GENERATOR

5. Generator's Name and Mailing Address: Petra Tech, 15 sulphur springs Rd, Greenville SC 29617

Generator's Site Address (if different than mailing address): West side quick stop, 821 W Parker Rd, Greenville SC. 29611

Generator's Phone:

6. Transporter 1 Company Name: Blue Frog Rec — U.S. EPA ID Number

7. Transporter 2 Company Name — U.S. EPA ID Number

8. Designated Facility Name and Site Address: Blue Frog Rec, 15 sulphur springs Rd, Greenville SC 29617 — U.S. EPA ID Number

Facility's Phone:

	9. Waste Shipping Name and Description	10. Containers No.	10. Containers Type	11. Total Quantity	12. Unit Wt./Vol.
1.	non Haz / non Reg Pcw			4200	gal
2.				4312 gal	
3.					
4.					

13. Special Handling Instructions and Additional Information

14. **GENERATOR'S/OFFEROR'S CERTIFICATION:** I hereby declare that the contents of this consignment are fully and accurately described above by the proper shipping name, and are classified, packaged, marked and labeled/placarded, and are in all respects in proper condition for transport according to applicable international and national governmental regulations.

Generator's/Offeror's Printed/Typed Name — Signature — Month / Day / Year

INT'L

15. International Shipments ☐ Import to U.S. ☐ Export from U.S. Port of entry/exit:

Transporter Signature (for exports only): Date leaving U.S.:

TRANSPORTER

16. Transporter Acknowledgment of Receipt of Materials

Transporter 1 Printed/Typed Name: Kevin Pole — Signature — Month: 9 / Day: 15 / Year: 23

Transporter 2 Printed/Typed Name — Signature — Month / Day / Year

DESIGNATED FACILITY

17. Discrepancy

17a. Discrepancy Indication Space ☐ Quantity ☐ Type ☐ Residue ☐ Partial Rejection ☐ Full Rejection

Manifest Reference Number:

17b. Alternate Facility (or Generator) — U.S. EPA ID Number

Facility's Phone:

17c. Signature of Alternate Facility (or Generator) — Month / Day / Year

18. Designated Facility Owner or Operator: Certification of receipt of materials covered by the manifest except as noted in Item 17a

Printed/Typed Name: Kevin Poles — Signature — Month: 9 / Day: 15 / Year: 23

BLUE FROG REC-
15 SULPHUR SPRINGS
GREENVILLE SC 29617

SEP 18, 2023 7:03 PM

INVENTORY REPORT

T 2:PREMIUM
VOLUME = 7552 GALS
ULLAGE = 488 GALS
90% ULLAGE= 0 GALS
TC VOLUME = 7473 GALS
HEIGHT = 45.21 INCHES
WATER VOL = 47 GALS
WATER = 1.27 INCHES
TEMP = 74.8 DEG F

* * * * * END * * * * *

BLUE FROG REC-
15 SULPHUR SPRING
GREENVILLE SC

SEP 18, 2023 7:01 PM

INVENTORY REPORT

T 2:PREMIUM
VOLUME = 4444 GALS
ULLAGE = 3496 GALS
90% ULLAGE= 3152 GALS
TC VOLUME = 4397 GALS
HEIGHT = 29.20 INCHES
WATER VOL = 62 GALS
WATER = 1.53 INCHES
TEMP = 74.8 DEG F

* * * * * END * * * * *

NON-HAZARDOUS WASTE MANIFEST

1. Generator ID Number | 2. Page 1 of | 3. Emergency Response Phone | 4. Waste Tracking Number

GENERATOR

5. Generator's Name and Mailing Address: Petra Tech, 15 sulphur Rd, Greenville SC. 29617
Generator's Site Address (if different than mailing address): West Side Quick Stop, 821 W Parker Rd, Greenville SC, 29611
Generator's Phone:

6. Transporter 1 Company Name: Blue Frog Rec — U.S. EPA ID Number

7. Transporter 2 Company Name — U.S. EPA ID Number

8. Designated Facility Name and Site Address: Blue Frog Rec, 15 sulphur springs Rd, Greenville SC. 29617 — U.S. EPA ID Number
Facility's Phone:

	9. Waste Shipping Name and Description	10. Containers No.	10. Containers Type	11. Total Quantity	12. Unit Wt./Vol.
1.	non HAZ / non Reg Pcw			3,000 ~~3102~~	Gal
2.					
3.					
4.					

13. Special Handling Instructions and Additional Information

14. **GENERATOR'S/OFFEROR'S CERTIFICATION:** I hereby declare that the contents of this consignment are fully and accurately described above by the proper shipping name, and are classified, packaged, marked and labeled/placarded, and are in all respects in proper condition for transport according to applicable international and national governmental regulations.

Generator's/Offeror's Printed/Typed Name | Signature | Month | Day | Year

INT'L

15. International Shipments ☐ Import to U.S. ☐ Export from U.S. Port of entry/exit:
Transporter Signature (for exports only): Date leaving U.S.:

TRANSPORTER

16. Transporter Acknowledgment of Receipt of Materials

Transporter 1 Printed/Typed Name: Kevin Polen | Signature | Month: 9 | Day: 18 | Year: 23

Transporter 2 Printed/Typed Name | Signature | Month | Day | Year

DESIGNATED FACILITY

17. Discrepancy

17a. Discrepancy Indication Space ☐ Quantity ☐ Type ☐ Residue ☐ Partial Rejection ☐ Full Rejection

Manifest Reference Number:

17b. Alternate Facility (or Generator) — U.S. EPA ID Number
Facility's Phone:

17c. Signature of Alternate Facility (or Generator) | Month | Day | Year

18. Designated Facility Owner or Operator: Certification of receipt of materials covered by the manifest except as noted in Item 17a

Printed/Typed Name: Kevin Polen | Signature | Month: 9 | Day: 18 | Year: 23

169-BLC-O 5 11977 (Rev. 9/09)

DESIGNATED FACILITY TO GENERATOR

APPENDIX D

AFVR / MMPE Field Measurements & Emissions Calculations

Westside Quick Stop - UST Permit #12430

12430-RW-1, 12430-MW-21, & 12430-MW-24

		Extraction Wells						Radius of Influence Monitoring						Emissions Field Measurements							Emission Calculations							
		RW-1		MW-21		MW-24		MW-12		MW-2		MW-25		System Vacuum	Effluent Volumetric Flow	Effluent Temp.	Relative Humidity	Vapor Conc. Pre-Treatment	Vapor Conc. Post Treatment	Elapsed Time	Q_{std}	PPM_d	PPM_c	K	C_{cm}	C_c	PMR_c	PMR_g	PMR_g
Date	Time	Stinger Depth (feet)	Vacuum (in. HG)	Stinger Depth (feet)	Vacuum (in. HG)	Stinger Depth (feet)	Vacuum (in. HG)	Vacuum (in. H2O)	Depth to Water (ft BTOC)	Vacuum (in. H2O)	Depth to Water (ft BTOC)	Vacuum (in. H2O)	Depth to Water (ft BTOC)	(in. HG)	(ACFM)	(F)	(%)	(ppm)	(ppm)	(hours)	(DSCFM)				(mg/dsm3)	(lb/dscf)	(lb/hr)	(lb/hr)	(gal/hr)
9/18/2023	1100	25.5	16.0	25.5	14.0	27.0	14.0	0.0	23.59	0.0	24.57	0.0	25.79	22.0	240	88	67.1	2,139	0.4	0.0	222.42	2,223.79	8,895.16	4	4,438.34	2.77E-04	3.6978	4.2795	0.6847
	1130	26.0	14.0	25.5	12.0	27.5	11.0	--	--	--	--	--	--	22.0	240	110	59.6	2,081	0.3	0.5	213.84	2,163.49	8,653.97	4	4,317.99	2.70E-04	3.4587	4.0028	0.6404
	1200	26.5	15.0	26.0	12.0	28.0	11.0	--	--	--	--	--	--	22.0	240	116	57.6	2,066	0.3	1.0	211.61	2,147.90	8,591.59	4	4,286.87	2.68E-04	3.3980	3.9325	0.6292
	1230	27.0	15.0	26.0	12.0	28.5	11.0	--	--	--	--	--	--	22.0	240	120	58.4	1,947	0.3	1.5	210.15	2,024.18	8,096.72	4	4,039.95	2.52E-04	3.1802	3.6805	0.5889
	1300	27.5	16.0	26.5	12.0	29.0	11.0	0.0	23.61	0.0	24.53	1.0	25.86	22.0	240	122	55.9	2,102	0.3	2.0	209.43	2,185.32	8,741.30	4	4,361.57	2.72E-04	3.4216	3.9598	0.6336
	1330	28.0	13.0	26.5	9.0	29.0	11.0	--	--	--	--	--	--	22.0	240	122	56.2	2,054	0.5	2.5	209.43	2,135.42	8,541.68	4	4,261.97	2.66E-04	3.3434	3.8694	0.6191
	1400	28.5	13.0	27.0	10.0	29.5	11.0	--	--	--	--	--	--	22.0	240	122	56.4	2,075	0.5	3.0	209.43	2,157.25	8,629.01	4	4,305.54	2.69E-04	3.3776	3.9089	0.6254
	1430	28.5	14.0	27.0	10.0	29.5	11.0	--	--	--	--	--	--	22.0	240	124	58.0	2,211	0.7	3.5	208.71	2,298.64	9,194.58	4	4,587.74	2.86E-04	3.5867	4.1509	0.6641
	1500	29.0	15.0	27.5	11.0	30.0	11.0	0.0	23.63	0.0	24.54	1.7	25.95	22.0	240	126	55.7	2,206	0.5	4.0	208.00	2,293.45	9,173.79	4	4,577.36	2.86E-04	3.5664	4.1274	0.6604
	1530	29.0	13.0	27.5	10.0	30.0	11.0	--	--	--	--	--	--	22.0	240	126	55.3	2,189	0.4	4.5	208.00	2,275.77	9,103.09	4	4,542.09	2.84E-04	3.5389	4.0955	0.6553
	1600	29.5	13.0	28.0	10.0	30.5	11.0	--	--	--	--	--	--	22.0	240	126	54.2	2,023	0.3	5.0	208.00	2,103.19	8,412.77	4	4,197.65	2.62E-04	3.2705	3.7850	0.6056
	1630	29.5	14.0	28.0	10.0	30.5	11.0	--	--	--	--	--	--	22.0	240	120	59.6	1,955	0.4	5.5	210.15	2,032.50	8,129.99	4	4,056.55	2.53E-04	3.1933	3.6956	0.5913
	1700	30.0	14.0	28.0	12.0	31.0	12.0	0.0	23.64	0.0	24.53	2.0	25.98	22.0	240	120	63.5	1,916	0.3	6.0	210.15	1,991.95	7,967.80	4	3,975.63	2.48E-04	3.1296	3.6219	0.5795
	1730	30.0	14.0	28.5	12.0	31.0	12.0	--	--	--	--	--	--	22.0	240	122	66.1	1,945	0.4	6.5	209.43	2,022.10	8,088.40	4	4,035.80	2.52E-04	3.1660	3.6640	0.5862
	1800	30.5	12.0	28.5	12.0	31.5	12.0	--	--	--	--	--	--	22.0	240	120	70.7	1,925	0.4	7.0	210.15	2,001.31	8,005.23	4	3,994.30	2.49E-04	3.1443	3.6389	0.5822
	1830	30.5	13.0	28.5	12.0	31.5	12.0	--	--	--	--	--	--	22.0	240	120	65.4	1,910	0.4	7.5	210.15	1,985.71	7,942.85	4	3,963.18	2.47E-04	3.1198	3.6105	0.5777
	1900	31.0	13.0	29.0	10.0	32.0	12.0	0.0	23.66	0.0	24.33	2.0	25.99	22.0	240	116	63.0	1,866	0.4	8.0	211.61	1,939.97	7,759.88	4	3,871.88	2.42E-04	3.0691	3.5518	0.5683
	1930	29.0	13.0	27.5	10.0	30.0	11.0	--	--	--	--	--	--	22.0	240	118	63.6	2,192	0.5	8.5	210.88	2,278.89	9,115.57	4	4,548.32	2.84E-04	3.5928	4.1579	0.6653
	2000	29.0	13.0	27.5	10.0	30.0	11.0	--	--	--	--	--	--	22.0	240	118	67.8	2,174	0.5	9.0	210.88	2,260.18	9,040.71	4	4,510.97	2.82E-04	3.5633	4.1238	0.6598
	2030	29.0	13.0	27.5	10.0	30.0	11.0	--	--	--	--	--	--	22.0	240	116	66.9	2,150	0.5	9.5	211.61	2,235.23	8,940.91	4	4,461.17	2.79E-04	3.5362	4.0924	0.6548
	2100	29.0	13.0	27.5	10.0	30.0	11.0	0.0	23.69	0.1	24.45	2.5	25.36	22.0	240	114	65.4	2,069	0.5	10.0	212.35	2,151.02	8,604.06	4	4,293.10	2.68E-04	3.4148	3.9520	0.6323
	2130	29.0	12.5	27.5	10.0	30.0	11.0	--	--	--	--	--	--	22.0	240	114	66.0	2,065	0.3	10.5	212.35	2,146.86	8,587.43	4	4,284.80	2.67E-04	3.4082	3.9443	0.6311
	2200	29.0	12.5	27.5	9.0	30.0	10.0	--	--	--	--	--	--	22.0	240	112	65.3	2,013	0.3	11.0	213.09	2,092.80	8,371.18	4	4,176.90	2.61E-04	3.3340	3.8584	0.6174
	2230	29.0	12.5	27.5	9.0	30.0	10.0	--	--	--	--	--	--	22.0	240	110	64.2	2,026	0.3	11.5	213.84	2,106.31	8,425.25	4	4,203.87	2.62E-04	3.3673	3.8970	0.6235
	2300	29.0	13.0	27.5	9.0	30.0	10.0	0.0	23.70	0.1	25.58	1.6	25.22	22.0	240	113	64.8	1,942	0.3	12.0	212.72	2,018.98	8,075.93	4	4,029.58	2.52E-04	3.2108	3.7159	0.5945
	2330	29.0	13.0	27.5	9.0	30.0	11.0	--	--	--	--	--	--	22.0	240	105	66.0	1,931	0.4	12.5	215.73	2,007.55	8,030.18	4	4,006.75	2.50E-04	3.2378	3.7471	0.5995
	2400	29.0	13.0	27.5	10.0	30.0	10.0	0.0	23.70	0.1	24.60	1.5	25.21	22.0	240	109	65.3	1,955	0.4	13.0	214.21	2,032.50	8,129.99	4	4,056.55	2.53E-04	3.2550	3.7670	0.6027
No readings recorded between 2400 and 0800																													
	0800	29.0	13.0	27.5	11.0	30.0	12.0	0.1	23.75	0.2	24.63	2.0	25.79	23.0	240	118	70.6	1,051	0.4	21.0	210.88	1,092.66	4,370.65	4	2,180.78	1.36E-04	1.7226	1.9936	0.3190
	0900	25.5	12.0	25.5	10.0	27.0	12.0	--	--	--	--	--	--	23.0	240	120	65.1	1,635	0.4	22.0	210.15	1,699.81	6,799.25	4	3,392.56	2.12E-04	2.6706	3.0907	0.4945
	1000	25.5	12.0	25.5	11.0	27.0	12.0	0.1	23.75	0.2	24.63	2.0	25.84	23.0	240	120	62.8	1,612	0.4	23.0	210.15	1,675.90	6,703.60	4	3,344.84	2.09E-04	2.6330	3.0472	0.4876
	1100	26.0	12.0	26.0	10.0	27.5	12.0	--	--	--	--	--	--	23.0	240	122	52.4	1,559	0.4	24.0	209.43	1,620.80	6,483.20	4	3,234.86	2.02E-04	2.5377	2.9369	0.4699
	1200	26.0	12.0	26.0	10.0	27.5	12.0	0.1	23.75	0.1	24.64	2.0	25.88	23.0	240	124	50.5	1,527	0.4	25.0	208.71	1,587.53	6,350.12	4	3,168.47	1.98E-04	2.4771	2.8668	0.4587
	1300	26.5	12.0	26.5	10.0	28.0	12.0	--	--	--	--	--	--	23.0	240	126	55.9	1,534	0.4	26.0	208.00	1,594.81	6,379.23	4	3,182.99	1.99E-04	2.4800	2.8701	0.4592
	1400	26.5	12.0	26.5	10.0	28.0	12.0	0.1	23.75	0.1	24.65	1.6	25.94	23.0	240	124	54.6	1,503	0.4	27.0	208.71	1,562.58	6,250.32	4	3,118.67	1.95E-04	2.4382	2.8217	0.4515
	1500	27.0	12.0	27.0	10.0	28.5	12.0	--	--	--	--	--	--	23.0	240	122	52.4	1,498	0.4	28.0	209.43	1,557.38	6,229.52	4	3,108.29	1.94E-04	2.4384	2.8220	0.4515
9/19/2023	1600	27.0	12.0	27.0	10.0	28.5	12.0	0.1	23.76	0.1	24.65	1.5	25.98	23.0	240	122	51.5	1,487	0.4	29.0	209.43	1,545.95	6,183.78	4	3,085.47	1.93E-04	2.4205	2.8012	0.4482
	1700	27.5	12.0	27.5	10.0	29.0	12.0	--	--	--	--	--	--	23.0	240	122	48.8	1,481	0.4	30.0	209.43	1,539.71	6,158.83	4	3,073.02	1.92E-04	2.4107	2.7899	0.4464
	1800	27.5	12.0	27.5	10.0	29.0	12.0	0.1	23.75	0.2	24.65	1.8	25.36	23.0	240	122	46.5	1,477	0.4	31.0	209.43	1,535.55	6,142.20	4	3,064.72	1.91E-04	2.4042	2.7824	0.4452
	1900	28.0	12.0	27.5	10.0	29.5	12.0	--	--	--	--	--	--	23.0	240	122	44.8	1,462	0.4	32.0	209.43	1,519.95	6,079.82	4	3,033.59	1.89E-04	2.3798	2.7542	0.4407
	2000	28.0	12.0	27.5	10.0	29.5	12.0	0.1	23.76	0.2	24.66	1.4	25.15	23.0	240	120	42.5	1,412	0.4	33.0	210.15	1,467.97	5,871.89	4	2,929.85	1.83E-04	2.3063	2.6691	0.4271
	2100	28.5	12.0	27.5	10.0	30.0	12.0	--	--	--	--	--	--	23.0	240	120	42.5	1,371	0.4	34.0	210.15	1,425.35	5,701.39	4	2,844.77	1.78E-04	2.2394	2.5916	0.4147
	2200	29.0	12.0	27.5	10.0	30.0	12.0	0.1	23.75	0.2	24.65	1.4	25.19	23.0	240	120	55.7	1,427	0.4	35.0	210.15	1,483.57	5,934.27	4	2,960.97	1.85E-04	2.3308	2.6975	0.4316
	2300	29.0	12.0	27.5	10.0	30.0	12.0	--	--	--	--	--	--	23.0	240	120	74.7	1,647	0.4	36.0	210.15	1,712.29	6,849.15	4	3,417.46	2.13E-04	2.6902	3.1134	0.4981
	2400	29.0	12.0	27.5	10.0	30.0	12.0	0.1	23.76	0.2	24.66	1.5	25.21	23.0	240	120	84.2	1,748	0.4	37.0	210.15	1,817.29	7,269.17	4	3,627.03	2.26E-04	2.8552	3.3043	0.5287
No readings recorded between 2400 and 0800																													

Date	Time	RW-1		MW-21		MW-24		MW-12		MW-2		MW-25		System Vacuum	Effluent Volumetric Flow	Effluent Temp.	Relative Humidity	Vapor Conc. Pre-Treatment	Vapor Conc. Post Treatment	Elapsed Time	Q_{std}	PPM_d	PPM_c	K	C_{cm}	C_c	PMR_c	PMR_g	PMR_g
		Stinger Depth (feet)	Vacuum (in. HG)	Stinger Depth (feet)	Vacuum (in. HG)	Stinger Depth (feet)	Vacuum (in. HG)	Vacuum (in. H2O)	DTW (ft BTOC)	Vacuum (in. H2O)	DTW (ft BTOC)	Vacuum (in. H2O)	DTW (ft BTOC)	(in. HG)	(ACFM)	(F)	(%)	(ppm)	(ppm)	(hours)	(DSCFM)				(mg/dsm3)	(lb/dscf)	(lb/hr)	(lb/hr)	(gal/hr)
9/20/2023	0800	29.0	11.0	27.5	10.0	30.0	11.0	0.0	23.77	0.3	24.69	0.5	26.49	23.0	240	116	81.9	832	0.5	45.0	211.61	864.98	3,459.92	4	1,726.37	1.08E-04	1.3684	1.5837	0.2534
	1000	25.5	11.0	25.5	10.0	27.0	10.0	0.1	23.77	0.2	24.69	0.6	26.50	23.0	240	122	70.5	719	0.5	47.0	209.43	747.50	2,990.01	4	1,491.90	9.31E-05	1.1704	1.3545	0.2167
	1200	25.5	10.0	25.5	10.0	27.0	11.0	0.1	23.78	0.2	24.69	0.7	26.54	23.0	240	126	63.3	751	0.5	49.0	208.00	780.77	3,123.08	4	1,558.30	9.73E-05	1.2141	1.4051	0.2248
	1400	26.0	11.0	26.0	10.0	27.5	10.0	0.2	23.79	0.2	24.70	0.8	26.57	23.0	240	126	65.0	706	0.5	51.0	208.00	733.99	2,935.94	4	1,464.92	9.15E-05	1.1414	1.3209	0.2113
	1600	26.0	11.0	26.0	10.0	27.5	11.0	0.3	23.80	0.2	24.70	0.5	26.61	23.0	240	124	64.8	684	0.5	53.0	208.71	711.11	2,844.46	4	1,419.27	8.86E-05	1.1096	1.2841	0.2055
	1800	26.5	11.0	26.5	10.0	28.0	11.0	0.2	23.80	0.1	24.71	0.4	26.62	23.0	240	122	64.3	644	0.5	55.0	209.43	669.53	2,678.11	4	1,336.28	8.34E-05	1.0483	1.2132	0.1941
	2000	26.5	11.0	26.5	10.0	28.0	12.0	0.1	23.81	0.1	24.71	0.5	26.64	23.0	240	122	64.0	642	0.5	57.0	209.43	667.45	2,669.80	4	1,332.13	8.32E-05	1.0450	1.2094	0.1935
	2200	27.0	10.0	27.0	10.0	28.5	10.0	0.2	23.81	0.2	24.72	0.4	26.64	23.0	240	120	74.0	644	0.5	59.0	210.15	669.53	2,678.11	4	1,336.28	8.34E-05	1.0519	1.2174	0.1948
	2400	27.0	11.0	27.0	10.0	28.5	11.0	0.2	23.81	0.1	24.72	0.5	26.65	23.0	240	120	78.9	747	0.5	61.0	210.15	776.61	3,106.45	4	1,550.00	9.68E-05	1.2201	1.4121	0.2259
No readings recorded between 2400 and 0800																													
9/21/2023	0800	27.0	11.0	27.0	10.0	28.5	10.0	0.2	23.85	0.3	24.75	0.5	26.75	23.0	240	112	65.5	449	0.5	69.0	213.09	466.80	1,867.19	4	931.66	5.82E-05	0.7436	0.8606	0.1377
	1000	27.5	11.0	27.5	10.0	29.0	10.0	0.2	23.85	0.2	24.76	0.5	26.74	23.0	240	120	59.8	422	0.5	71.0	210.15	438.73	1,754.91	4	875.63	5.47E-05	0.6893	0.7977	0.1276
	1200	27.5	11.0	27.5	10.0	29.0	11.0	0.2	23.85	0.2	24.75	0.5	26.75	23.0	240	124	55.0	398	0.4	73.0	208.71	413.78	1,655.11	4	825.83	5.16E-05	0.6456	0.7472	0.1196
	1400	28.0	12.0	27.5	10.0	29.5	11.0	0.1	23.86	0.3	24.75	0.6	26.75	23.0	240	126	52.7	915	0.5	75.0	208.00	951.27	3,805.08	4	1,898.59	1.19E-04	1.4792	1.7119	0.2739
	1600	28.0	12.0	27.5	10.0	29.5	10.0	0.1	23.86	0.3	24.75	0.5	26.75	23.0	240	123	54.8	857	0.5	77.0	209.07	890.66	3,562.64	4	1,777.62	1.11E-04	1.3921	1.6111	0.2578
	1800	28.5	11.0	27.5	10.0	30.0	11.0	0.1	23.86	0.2	24.75	0.6	26.74	23.0	240	122	54.9	878	0.5	79.0	209.43	912.49	3,649.97	4	1,821.19	1.14E-04	1.4287	1.6534	0.2645
	2000	28.5	12.0	27.5	10.0	30.0	10.0	0.1	23.85	0.3	24.75	0.6	26.74	23.0	240	122	54.4	875	0.5	81.0	209.43	909.27	3,637.08	4	1,814.76	1.13E-04	1.4236	1.6476	0.2636
	2200	29.0	12.0	27.5	10.0	30.0	11.0	0.1	23.85	0.3	24.75	0.4	26.74	23.0	240	119	56.9	854	0.5	83.0	210.52	888.27	3,553.07	4	1,772.85	1.11E-04	1.3980	1.6179	0.2589
	2400	29.0	12.0	27.5	10.0	30.0	11.0	0.1	23.86	0.3	24.76	0.3	26.74	23.0	240	119	67.2	864	0.5	85.0	210.52	897.73	3,590.92	4	1,791.73	1.12E-04	1.4129	1.6351	0.2616
No readings recorded between 2400 and 0800																													
9/22/2023	0800	29.0	11.0	27.5	10.0	30.0	11.0	0.1	23.86	0.3	24.77	0.7	26.69	23.0	240	116	63.8	615	0.5	93.0	211.61	639.38	2,557.52	4	1,276.10	7.97E-05	1.0115	1.1706	0.1873
	1000	29.0	10.0	27.5	10.0	30.0	11.0	0.1	23.87	0.2	24.76	0.5	26.71	23.0	240	120	59.1	497	0.5	95.0	210.15	516.70	2,066.80	4	1,031.26	6.44E-05	0.8118	0.9395	0.1503
	1100	29.0	10.0	27.5	10.0	30.0	11.0	0.1	23.87	0.2	24.75	0.4	26.70	23.0	240	122	55.8	452	0.5	96.0	209.43	469.92	1,879.67	4	937.88	5.86E-05	0.7358	0.8515	0.1362
								Average Values				Average Values		23	240	119	60.9	1462	0.4	--	210.42	1,519.50	6,078.02	4.00	3032.70	0.000189	2.3904	2.7664	0.4426
														B_{ws}	0.038	B_{wsw}	0.023												

Total Pounds of Carbon (emissions) 229.4736

\+

Total Pounds of Gasoline (as emissions) 265.5706

Total Gallons of Gasoline (as emissions) 42.4913

NOTES:

inches of Hg - inches of mercury
ppm - parts per million
Q_{std} - flow at DSCFM
DSCFM - Dry Standard Cubic Feet per Minute
PPM_d - "dry" concentration
PPM_c - volumetric concentration of VOC emissions as carbon, dry basis, at STP
K - number of carbons in calibration gas
C_{cm} - mass concentration of VOC emissions as carbon
PMR_c - pollutant mass removal of VOCs as carbon
PMR_g - pollutant mass removal of VOCs as gasoline
B_{wsw} - lb of water per lb of dry air
B_{ws} - water vapor % by volume

Extraction Well Information					
Extraction Well ID	Time	Depth to Free-Product (feet BTOC)	Depth to Water (feet BTOC)	Screened Interval Depth (feet)	Target Stinger Depth (feet)
RW-1	Initial	25.37	25.39	20-40	31
	Post	--	26.14		
MW-21	Initial	25.16	25.24	24-34	29
	Post	--	27.00		
MW-24	Initial	26.82	27.21	25-35	32
	Post	--	28.39		

APPENDIX E

BLUE FROG REC-
15 SULPHUR SPRINGS
GREENVILLE SC 29617

SEP 19. 2023 6:59 PM

INVENTORY REPORT

T 2:PREMIUM

VOLUME	=	6001 GALS
ULLAGE	=	2039 GALS
90% ULLAGE	=	1235 GALS
TC VOLUME	=	5939 GALS
HEIGHT	=	37.05 INCHES
WATER VOL	=	88 GALS
WATER	=	1.94 INCHES
TEMP	=	74.6 DEG F

* * * * * END * * * * *

BLUE FROG REC-
15 SULPHUR SPRINGS
GREENVILLE SC 29617

SEP 19. 2023 6:57 PM

INVENTORY REPORT

T 2:PREMIUM

VOLUME	=	3962 GALS
ULLAGE	=	4078 GALS
90% ULLAGE	=	3274 GALS
TC VOLUME	=	3921 GALS
HEIGHT	=	26.76 INCHES
WATER VOL	=	88 GALS
WATER	=	1.94 INCHES
TEMP	=	74.5 DEG F

* * * * * END * * * * *

NON-HAZARDOUS WASTE MANIFEST

1. Generator ID Number	2. Page 1 of	3. Emergency Response Phone	4. Waste Tracking Number

GENERATOR

5. Generator's Name and Mailing Address: Retra Tech, 15 Sulphur Springs Rd, Greenville SC, 29617

Generator's Site Address (if different than mailing address): West Side Quick Stop, 821 w Parker Rd, Greenville SC 29611

Generator's Phone:

6. Transporter 1 Company Name: Blue Frog Rec — U.S. EPA ID Number:

7. Transporter 2 Company Name — U.S. EPA ID Number:

8. Designated Facility Name and Site Address: E Labs - BlueFrog Rec, 15 Sulpher Springs Rd, Greenville SC 29617 — U.S. EPA ID Number:

Facility's Phone:

	9. Waste Shipping Name and Description	10. Containers No.	10. Containers Type	11. Total Quantity	12. Unit Wt./Vol.
1.	non Haz / non Reg Pcw			2,000	gal
2.				2039	gal
3.					
4.					

13. Special Handling Instructions and Additional Information

14. **GENERATOR'S/OFFEROR'S CERTIFICATION:** I hereby declare that the contents of this consignment are fully and accurately described above by the proper shipping name, and are classified, packaged, marked and labeled/placarded, and are in all respects in proper condition for transport according to applicable international and national governmental regulations.

Generator's/Offeror's Printed/Typed Name | Signature | Month | Day | Year

INT'L

15. International Shipments ☐ Import to U.S. ☐ Export from U.S. Port of entry/exit:

Transporter Signature (for exports only): Date leaving U.S.:

TRANSPORTER

16. Transporter Acknowledgment of Receipt of Materials

Transporter 1 Printed/Typed Name: Kevin Pate | Signature | Month: 9 | Day: 19 | Year: 23

Transporter 2 Printed/Typed Name | Signature | Month | Day | Year

DESIGNATED FACILITY

17. Discrepancy

17a. Discrepancy Indication Space ☐ Quantity ☐ Type ☐ Residue ☐ Partial Rejection ☐ Full Rejection

Manifest Reference Number:

17b. Alternate Facility (or Generator) — U.S. EPA ID Number

Facility's Phone:

17c. Signature of Alternate Facility (or Generator) | Month | Day | Year

18. Designated Facility Owner or Operator: Certification of receipt of materials covered by the manifest except as noted in Item 17a

Printed/Typed Name: Kevin Pate | Signature | Month: 9 | Day: 19 | Year: 23

169-BLC-O 5 11977 (Rev. 9/09)

DESIGNATED FACILITY TO GENERATOR

BLUE FROG REC-
15 SULPHUR SPRINGS
GREENVILLE SC 29617

SEP 21, 2023

INVENTORY

T 2:PREMIUM
VOLUME = 8720 GALS
ULLAGE = 0 GALS
90% ULLAGE= 0 GALS
TC VOLUME = 8629 GALS
HEIGHT = 52.12 INCHES
WATER VOL = 24 GALS
WATER = 0.82 INCHES
TEMP = 74.8 DEG F

* * * * * END * * * * *

BLUE FROG REC-
15 SULPHUR SPRINGS
GREENVILLE SC 29617

SEP 21, 2023 7:05 PM

INVENTORY REPORT

T 2:PREMIUM
VOLUME = 5486 GALS
ULLAGE = 2554 GALS
90% ULLAGE= 1750 GALS
TC VOLUME = 5428 GALS
HEIGHT = 34.45 INCHES
WATER VOL = 22 GALS
WATER = 0.77 INCHES
TEMP = 74.9 DEG F

* * * * * END * * * * *

NON-HAZARDOUS WASTE MANIFEST

1. Generator ID Number	2. Page 1 of	3. Emergency Response Phone	4. Waste Tracking Number

GENERATOR

5. Generator's Name and Mailing Address
Petra Tech
15 sulpher springs Rd
Greenville, SC, 29617
Generator's Phone:

Generator's Site Address (if different than mailing address)
west side quick stop
824 w parker Rd
greenville SC 29611

6. Transporter 1 Company Name
Blue Frog Rec
U.S. EPA ID Number

7. Transporter 2 Company Name
U.S. EPA ID Number

8. Designated Facility Name and Site Address
Elaps - Blue Frog Rec
15 sulpher springs Rd
Greenville SC, 29617
Facility's Phone:
U.S. EPA ID Number

	9. Waste Shipping Name and Description	10. Containers No.	10. Containers Type	11. Total Quantity	12. Unit Wt./Vol.
1.	Non Haz / non Reg Pcw			3200	Gal
2.				3234	gal
3.					
4.					

13. Special Handling Instructions and Additional Information

14. GENERATOR'S/OFFEROR'S CERTIFICATION: I hereby declare that the contents of this consignment are fully and accurately described above by the proper shipping name, and are classified, packaged, marked and labeled/placarded, and are in all respects in proper condition for transport according to applicable international and national governmental regulations.

Generator's/Offeror's Printed/Typed Name | Signature | Month | Day | Year

INT'L

15. International Shipments ☐ Import to U.S. ☐ Export from U.S. Port of entry/exit:
Transporter Signature (for exports only): Date leaving U.S.:

TRANSPORTER

16. Transporter Acknowledgment of Receipt of Materials

Transporter 1 Printed/Typed Name	Signature	Month	Day	Year
Kevin Polen		9	21	23
Transporter 2 Printed/Typed Name	Signature	Month	Day	Year

DESIGNATED FACILITY

17. Discrepancy

17a. Discrepancy Indication Space ☐ Quantity ☐ Type ☐ Residue ☐ Partial Rejection ☐ Full Rejection

Manifest Reference Number:

17b. Alternate Facility (or Generator)
U.S. EPA ID Number
Facility's Phone:

17c. Signature of Alternate Facility (or Generator) | Month | Day | Year

18. Designated Facility Owner or Operator: Certification of receipt of materials covered by the manifest except as noted in Item 17a

Printed/Typed Name	Signature	Month	Day	Year
Kevin Polen		9	21	23

BLUE FROG REC-
15 SULPHUR SPRINGS
GREENVILLE SC 29617

SEP 22, 2023 6:54 PM

INVENTORY REPORT

T 2:PREMIUM
VOLUME = 8066 GALS
ULLAGE = 0 GALS
90% ULLAGE= 0 GALS
TC VOLUME = 7984 GALS
HEIGHT = 48.12 INCHES
WATER VOL = 0 GALS
WATER = 0.00 INCHES
TEMP = 74.4 DEG F

* * * * * END * * * * *

BLUE FROG REC-
15 SULPHUR SPRINGS
GREENVILLE SC 29617

SEP 22, 2023 6:50 PM

INVENTORY REPORT

T 2:PREMIUM
VOLUME = 5560 GALS
ULLAGE = 2480 GALS
90% ULLAGE= 1676 GALS
TC VOLUME = 5503 GALS
HEIGHT = 34.82 INCHES
WATER VOL = 0 GALS
WATER = 0.00 INCHES
TEMP = 74.6 DEG F

* * * * * END * * * * *

NON-HAZARDOUS WASTE MANIFEST

1. Generator ID Number	2. Page 1 of	3. Emergency Response Phone	4. Waste Tracking Number

GENERATOR

5. Generator's Name and Mailing Address: Petra Tech, 15 Sulpher Springs Rd, Greenville SC 29617

Generator's Site Address (if different than mailing address): West Side quick stop, 821 W Parker Rd, Greenville SC 29611

Generator's Phone:

6. Transporter 1 Company Name: Blue Frog Rec — U.S. EPA ID Number:

7. Transporter 2 Company Name — U.S. EPA ID Number:

8. Designated Facility Name and Site Address: Blue Frog Rec, 15 Sulpher Springs Rd, Greenville SC 29617 — U.S. EPA ID Number:

Facility's Phone:

	9. Waste Shipping Name and Description	10. Containers No.	10. Containers Type	11. Total Quantity	12. Unit Wt./Vol.
1.	non Haz/non Res PCW			3200	gal
2.				2506	gal
3.					
4.					

13. Special Handling Instructions and Additional Information

14. **GENERATOR'S/OFFEROR'S CERTIFICATION:** I hereby declare that the contents of this consignment are fully and accurately described above by the proper shipping name, and are classified, packaged, marked and labeled/placarded, and are in all respects in proper condition for transport according to applicable international and national governmental regulations.

Generator's/Offeror's Printed/Typed Name — Signature — Month — Day — Year

INT'L

15. International Shipments ☐ Import to U.S. ☐ Export from U.S. Port of entry/exit:

Transporter Signature (for exports only): Date leaving U.S.:

TRANSPORTER

16. Transporter Acknowledgment of Receipt of Materials

Transporter 1 Printed/Typed Name: Kevin Poker — Signature — Month: 9 — Day: 25 — Year: 23

Transporter 2 Printed/Typed Name — Signature — Month — Day — Year

DESIGNATED FACILITY

17. Discrepancy

17a. Discrepancy Indication Space ☐ Quantity ☐ Type ☐ Residue ☐ Partial Rejection ☐ Full Rejection

Manifest Reference Number:

17b. Alternate Facility (or Generator) — U.S. EPA ID Number

Facility's Phone:

17c. Signature of Alternate Facility (or Generator) — Month — Day — Year

18. Designated Facility Owner or Operator: Certification of receipt of materials covered by the manifest except as noted in Item 17a

Printed/Typed Name: Kevin Poker — Signature — Month: 9 — Day: 25 — Year

APPENDIX F

AFVR / MMPE Field Measurements & Emissions Calculations

Westside Quick Stop - UST Permit #12430

12430-MW-1, 12430-RW-2, & 12430-RW-3

		Extraction Wells						Radius of Influence Monitoring						Emissions Field Measurements							Emission Calculations								
		MW-1		RW-2		RW-3		MW-12		MW-2		MW-25																
Date	Time	Stinger Depth (feet)	Vacuum (in. HG)	Stinger Depth (feet)	Vacuum (in. HG)	Stinger Depth (feet)	Vacuum (in. HG)	Vacuum (in. H2O)	Depth to Water (ft BTOC)	Vacuum (in. H2O)	Depth to Water (ft BTOC)	Vacuum (in. H2O)	Depth to Water (ft BTOC)	System Vacuum (in. HG)	Effluent Volumetric Flow (ACFM)	Effluent Temp. (F)	Relative Humidity (%)	Vapor Conc. Pre-Treatment (ppm)	Vapor Conc. Post Treatment (ppm)	Elapsed Time (hours)	Q_{std} (DSCFM)	PPM_d	PPM_c	K	C_{cm} (mg/dsm3)	C_c (lb/dscf)	PMR_c (lb/hr)	PMR_g (lb/hr)	PMR_g (gal/hr)
10/16/2023	1230	25.0	13.0	26.0	14.0	25.5	12.0	0.0	24.38	0.0	25.31	0.0	26.69	23.0	240	96	65.4	1,310	0.1	0.0	219.22	1,361.93	5,447.72	4	2,718.20	1.70E-04	2.2321	2.5832	0.4133
	1300	25.5	13.0	26.5	14.0	25.5	12.0	--	--	--	--	--	--	23.0	240	120	80.1	2,291	0.1	0.5	210.15	2,381.82	9,527.26	4	4,753.74	2.97E-04	3.7421	4.3307	0.6929
	1330	26.0	13.0	27.0	14.0	25.5	12.0	--	--	--	--	--	--	23.0	240	105	80.1	2,278	0.1	1.0	215.73	2,368.30	9,473.20	4	4,726.76	2.95E-04	3.8196	4.4205	0.7073
	1400	26.5	13.0	27.5	14.0	26.0	12.0	--	--	--	--	--	--	23.0	240	110	80.1	2,242	0.1	1.5	213.84	2,330.87	9,323.49	4	4,652.06	2.90E-04	3.7263	4.3125	0.6900
	1430	27.0	13.0	28.0	14.0	26.0	11.0	0.2	24.41	0.0	25.36	0.1	26.72	23.0	240	112	80.1	2,189	0.1	2.0	213.09	2,275.77	9,103.09	4	4,542.09	2.84E-04	3.6255	4.1958	0.6713
	1500	27.0	13.0	28.0	14.0	26.0	11.0	--	--	--	--	--	--	23.0	240	114	78.4	2,146	0.1	2.5	212.35	2,231.07	8,924.27	4	4,452.87	2.78E-04	3.5419	4.0990	0.6558
	1530	27.5	12.0	28.5	14.0	26.5	11.0	--	--	--	--	--	--	23.0	240	113	80.1	2,143	0.1	3.0	212.72	2,227.95	8,911.80	4	4,446.64	2.78E-04	3.5431	4.1004	0.6561
	1600	27.5	12.0	28.5	13.0	26.5	12.0	--	--	--	--	--	--	23.0	240	113	80.2	2,754	0.1	3.5	212.72	2,863.17	11,452.68	4	5,714.44	3.57E-04	4.5533	5.2695	0.8431
	1630	28.0	13.0	29.0	13.0	26.5	12.0	0.1	24.56	0.1	25.38	0.1	26.74	23.0	240	113	80.2	2,732	0.1	4.0	212.72	2,840.30	11,361.19	4	5,668.79	3.54E-04	4.5169	5.2275	0.8364
	1700	28.0	13.0	29.0	13.0	27.0	11.0	--	--	--	--	--	--	23.0	240	113	81.8	2,721	0.1	4.5	212.72	2,828.86	11,315.45	4	5,645.97	3.52E-04	4.4987	5.2064	0.8330
	1730	28.5	13.0	29.5	14.0	27.0	11.0	--	--	--	--	--	--	23.0	240	115	84.7	2,874	0.1	5.0	211.98	2,987.93	11,951.71	4	5,963.44	3.72E-04	4.7352	5.4800	0.8768
	1800	28.5	12.0	29.5	14.0	27.0	11.0	--	--	--	--	--	--	23.0	240	115	84.2	2,868	0.1	5.5	211.98	2,981.69	11,926.75	4	5,950.99	3.72E-04	4.7253	5.4686	0.8750
	1830	29.0	12.0	30.0	13.0	27.5	12.0	0.3	24.60	0.1	25.39	0.2	26.75	23.0	240	115	84.2	2,884	0.1	6.0	211.98	2,998.32	11,993.29	4	5,984.19	3.74E-04	4.7516	5.4991	0.8799
	1900	29.0	13.0	30.0	13.0	27.5	12.0	--	--	--	--	--	--	23.0	240	115	84.2	2,848	0.1	6.5	211.98	2,960.90	11,843.58	4	5,909.49	3.69E-04	4.6923	5.4305	0.8689
	1930	29.5	12.0	30.5	14.0	27.5	12.0	--	--	--	--	--	--	23.0	240	114	84.4	2,848	0.1	7.0	212.35	2,960.90	11,843.58	4	5,909.49	3.69E-04	4.7005	5.4399	0.8704
	2000	29.5	11.0	30.5	14.0	27.5	11.0	--	--	--	--	--	--	23.0	240	114	79.8	2,798	0.1	7.5	212.35	2,908.91	11,635.65	4	5,805.74	3.62E-04	4.6180	5.3444	0.8551
	2030	30.0	11.0	31.0	14.0	28.0	11.0	0.2	24.70	0.1	25.42	0.2	26.79	23.0	240	114	79.8	2,948	0.1	8.0	212.35	3,064.86	12,259.44	4	6,116.99	3.82E-04	4.8656	5.6309	0.9009
	2100	30.0	11.0	31.0	13.0	28.0	11.0	--	--	--	--	--	--	23.0	240	113	79.5	2,627	0.1	8.5	212.72	2,731.14	10,924.54	4	5,450.92	3.40E-04	4.3433	5.0265	0.8042
	2130	30.0	12.0	31.0	14.0	28.0	11.0	--	--	--	--	--	--	23.0	240	109	78.4	2,542	0.1	9.0	214.21	2,642.77	10,571.06	4	5,274.55	3.29E-04	4.2323	4.8981	0.7837
	2200	30.0	12.0	31.0	13.0	28.0	11.0	--	--	--	--	--	--	23.0	240	104	77.8	2,498	0.1	9.5	216.11	2,597.02	10,388.09	4	5,183.25	3.24E-04	4.1959	4.8560	0.7770
	2230	30.0	11.0	31.0	13.0	28.0	12.0	0.2	24.79	0.1	25.47	0.2	26.80	23.0	240	102	77.2	2,469	0.1	10.0	216.88	2,566.87	10,267.49	4	5,123.08	3.20E-04	4.1620	4.8167	0.7707
	2300	30.0	13.0	31.0	12.0	28.0	12.0	--	--	--	--	--	--	23.0	240	105	77.0	2,453	0.1	10.5	215.73	2,550.24	10,200.95	4	5,089.88	3.18E-04	4.1131	4.7601	0.7616
	2330	30.0	13.0	31.0	12.0	28.0	12.0	--	--	--	--	--	--	23.0	240	104	77.0	2,402	0.1	11.0	216.11	2,497.22	9,988.86	4	4,984.06	3.11E-04	4.0347	4.6694	0.7471
	2400	30.0	12.0	31.0	14.0	28.0	11.0	0.1	24.83	0.2	25.50	0.3	26.82	23.0	240	102	77.9	2,398	0.1	11.5	216.88	2,493.06	9,972.23	4	4,975.76	3.11E-04	4.0423	4.6782	0.7485
No readings recorded between 2400 and 0800																												
10/17/2023	0800	30.0	14.0	31.0	17.0	28.0	15.0	0.2	24.95	0.2	25.69	0.2	26.90	24.0	240	96	76.2	877	0.1	19.5	219.22	911.76	3,647.06	4	1,819.74	1.14E-04	1.4943	1.7294	0.2767
	0900	27.5	15.0	28.5	16.0	26.5	15.0	--	--	--	--	--	--	24.0	240	102	71.4	1,561	0.1	20.5	216.88	1,622.88	6,491.51	4	3,239.01	2.02E-04	2.6314	3.0453	0.4872
	1000	27.5	14.0	28.5	16.0	26.5	13.0	0.2	24.96	0.2	25.70	0.2	26.90	24.0	240	104	68.0	1,234	0.1	21.5	216.11	1,282.92	5,131.66	4	2,560.50	1.60E-04	2.0728	2.3988	0.3838
	1100	27.5	14.0	28.5	16.0	26.5	13.0	--	--	--	--	--	--	24.0	240	104	70.1	1,302	0.1	22.5	216.11	1,353.61	5,414.45	4	2,701.60	1.69E-04	2.1870	2.5310	0.4050
	1200	27.5	14.0	28.5	16.0	26.5	13.0	0.2	24.95	0.1	25.72	0.4	26.91	24.0	240	106	63.5	1,222	0.1	23.5	215.35	1,270.44	5,081.76	4	2,535.60	1.58E-04	2.0454	2.3671	0.3787
	1300	28.0	14.0	29.0	13.0	27.0	13.0	--	--	--	--	--	--	24.0	240	102	60.9	1,165	0.1	24.5	216.88	1,211.18	4,844.72	4	2,417.33	1.51E-04	1.9638	2.2728	0.3636
	1400	28.0	14.0	29.0	17.0	27.0	13.0	0.1	24.95	0.2	25.70	0.2	26.92	24.0	240	104	62.0	1,159	0.1	25.5	216.11	1,204.94	4,819.77	4	2,404.88	1.50E-04	1.9468	2.2530	0.3605
	1500	28.0	14.0	29.0	16.0	27.0	13.0	--	--	--	--	--	--	24.0	240	104	64.1	1,149	0.1	26.5	216.11	1,194.55	4,778.19	4	2,384.13	1.49E-04	1.9300	2.2336	0.3574
	1600	28.0	14.0	29.0	16.0	27.0	12.0	0.1	24.95	0.1	25.72	0.2	26.92	24.0	240	104	64.7	1,146	0.1	27.5	216.11	1,191.43	4,765.71	4	2,377.91	1.48E-04	1.9250	2.2278	0.3564
	1700	28.5	10.0	29.5	14.0	27.5	10.0	--	--	--	--	--	--	24.0	240	111	64.7	1,144	0.1	28.5	213.46	1,189.35	4,757.39	4	2,373.76	1.48E-04	1.8980	2.1966	0.3515
	1800	28.5	10.0	29.5	14.0	27.5	10.0	0.2	24.97	0.0	25.72	0.4	26.94	24.0	240	112	64.8	1,148	0.1	29.5	213.09	1,193.51	4,774.03	4	2,382.06	1.49E-04	1.9014	2.2004	0.3521
	1900	28.5	13.0	29.5	13.0	27.5	10.0	--	--	--	--	--	--	24.0	240	112	64.8	1,164	0.1	30.5	213.09	1,210.14	4,840.57	4	2,415.26	1.51E-04	1.9279	2.2311	0.3570
	2000	28.5	10.0	29.5	13.0	27.5	10.0	0.2	24.95	0.1	25.74	0.4	26.94	24.0	240	115	64.2	1,159	0.1	31.5	211.98	1,204.94	4,819.77	4	2,404.88	1.50E-04	1.9096	2.2099	0.3536
	2100	29.0	13.0	30.0	14.0	28.0	11.0	--	--	--	--	--	--	24.0	240	115	65.7	1,172	0.1	32.5	211.98	1,218.46	4,873.83	4	2,431.85	1.52E-04	1.9310	2.2347	0.3576
	2200	29.0	14.0	30.0	15.0	28.0	11.0	0.2	24.96	0.1	25.75	0.3	26.95	24.0	240	115	67.2	1,242	0.1	33.5	211.98	1,291.23	5,164.93	4	2,577.10	1.61E-04	2.0463	2.3682	0.3789
	2300	29.0	14.0	30.0	15.0	28.0	12.0	--	--	--	--	--	--	24.0	240	115	67.9	1,269	0.1	34.5	211.98	1,319.30	5,277.21	4	2,633.13	1.64E-04	2.0908	2.4197	0.3871
	2400	29.0	13.0	30.0	14.0	28.0	12.0	0.2	24.96	0.1	25.74	0.2	26.95	24.0	240	115	68.3	1,341	0.1	35.5	211.98	1,394.16	5,576.63	4	2,782.52	1.74E-04	2.2094	2.5570	0.4091
No readings recorded between 2400 and 0800																												

Date	Time	MW-1 Stinger Depth (feet)	MW-1 Vacuum (in. HG)	RW-2 Stinger Depth (feet)	RW-2 Vacuum (in. HG)	RW-3 Stinger Depth (feet)	RW-3 Vacuum (in. HG)	MW-12 Vacuum (in. H2O)	MW-12 DTW (ft BTOC)	MW-2 Vacuum (in. H2O)	MW-2 DTW (ft BTOC)	MW-25 Vacuum (in. H2O)	MW-25 DTW (ft BTOC)	System Vacuum (in. HG)	Effluent Volumetric Flow (ACFM)	Effluent Temp. (F)	Relative Humidity (%)	Vapor Conc. Pre-Treatment (ppm)	Vapor Conc. Post Treatment (ppm)	Elapsed Time (hours)	Q_{std} (DSCFM)	PPM_d	PPM_c	K	C_{cm} (mg/dsm3)	C_c (lb/dscf)	PMR_c (lb/hr)	PMR_g (lb/hr)	PMR_g (gal/hr)
10/18/2023	0800	29.0	13.0	30.0	15.0	28.0	13.0	0.2	24.96	0.2	25.75	0.3	26.96	24.0	240	106	73.5	1,016	0.2	43.5	215.35	1,056.27	4,225.10	4	2,108.16	1.32E-04	1.7006	1.9681	0.3149
	1000	29.5	14.0	30.5	15.0	28.0	13.0	0.2	24.96	0.1	25.75	0.2	26.95	24.0	240	110	68.2	971	0.2	45.5	213.84	1,009.49	4,037.96	4	2,014.79	1.26E-04	1.6138	1.8677	0.2988
	1200	29.5	14.0	30.5	15.0	28.0	13.0	0.2	24.96	0.1	25.75	0.2	26.96	24.0	240	114	64.9	924	0.2	47.5	212.35	960.63	3,842.51	4	1,917.26	1.20E-04	1.5250	1.7649	0.2824
	1400	29.5	13.5	30.5	15.0	28.0	12.0	0.2	24.97	0.1	25.76	0.2	26.95	24.0	240	112	60.3	886	0.2	49.5	213.09	921.12	3,684.49	4	1,838.42	1.15E-04	1.4674	1.6982	0.2717
	1600	29.5	14.0	30.5	14.0	28.0	12.0	0.3	24.97	0.1	25.76	0.2	26.95	24.0	240	115	58.7	946	0.2	51.5	211.98	983.50	3,934.00	4	1,962.91	1.23E-04	1.5586	1.8038	0.2886
	1800	30.0	14.0	31.0	14.0	28.0	11.0	0.3	24.96	0.1	25.76	0.2	26.95	24.0	240	115	60.4	944	0.2	53.5	211.98	981.42	3,925.68	4	1,958.76	1.22E-04	1.5553	1.8000	0.2880
	2000	25.0	14.0	26.0	13.0	25.5	11.0	0.2	24.96	0.1	25.75	0.3	26.95	24.0	240	115	64.8	845	0.2	55.5	211.98	878.50	3,513.98	4	1,753.34	1.09E-04	1.3922	1.6112	0.2578
	2200	25.5	14.0	26.5	13.0	26.0	11.0	0.2	24.97	0.1	25.75	0.3	26.95	24.0	240	114	68.2	964	0.2	57.5	212.35	1,002.21	4,008.85	4	2,000.26	1.25E-04	1.5910	1.8413	0.2946
	2400	26.0	13.0	27.0	13.0	26.5	12.0	0.2	24.98	0.1	25.75	0.3	26.95	24.0	240	114	67.4	844	0.2	59.5	212.35	877.46	3,509.83	4	1,751.27	1.09E-04	1.3930	1.6121	0.2579
No readings recorded between 2400 and 0800																													
10/19/2023	0800	26.0	14.0	27.0	14.0	26.5	13.0	0.2	24.98	0.1	25.77	0.2	26.97	24.0	240	104	70.6	729	0.3	67.5	216.11	757.90	3,031.59	4	1,512.65	9.44E-05	1.2245	1.4171	0.2267
	1000	26.5	14.0	27.5	13.0	27.0	13.0	0.2	24.98	0.1	25.76	0.2	26.97	24.0	240	108	66.3	690	0.3	69.5	214.59	717.35	2,869.41	4	1,431.72	8.94E-05	1.1508	1.3319	0.2131
	1200	27.0	14.0	28.0	15.0	27.5	13.0	0.2	24.98	0.1	25.75	0.1	26.96	24.0	240	108	61.7	958	0.3	71.5	214.59	995.98	3,983.90	4	1,987.81	1.24E-04	1.5978	1.8492	0.2959
	1400	27.5	14.0	28.5	14.0	28.0	11.0	0.2	24.97	0.1	25.75	0.2	26.96	24.0	240	110	59.9	907	0.3	73.5	213.84	942.95	3,771.82	4	1,881.99	1.17E-04	1.5075	1.7446	0.2791
	1600	28.0	13.0	29.0	14.0	28.0	11.0	0.1	24.98	0.1	25.75	0.2	26.95	24.0	240	116	60.1	911	0.3	75.5	211.61	947.11	3,788.45	4	1,890.29	1.18E-04	1.4983	1.7340	0.2774
	1800	28.5	14.0	29.5	13.0	28.0	11.0	0.1	24.99	0.1	25.76	0.1	26.96	24.0	240	117	64.4	987	0.3	77.5	211.24	1,026.13	4,104.50	4	2,047.99	1.28E-04	1.6205	1.8754	0.3001
	2000	29.0	14.0	30.0	13.0	28.0	10.0	0.2	24.98	0.1	25.76	0.2	26.96	24.0	240	117	69.1	865	0.3	79.5	211.24	899.29	3,597.16	4	1,794.84	1.12E-04	1.4202	1.6436	0.2630
	2200	29.5	14.0	30.5	13.0	28.0	10.0	0.2	24.99	0.1	25.78	0.2	26.95	24.0	240	116	70.4	844	0.3	81.5	211.61	877.46	3,509.83	4	1,751.27	1.09E-04	1.3882	1.6065	0.2570
	2400	30.0	13.0	31.0	13.0	28.0	11.0	0.1	24.99	0.1	25.79	0.2	26.95	24.0	240	115	76.3	789	0.3	83.5	211.98	820.28	3,281.10	4	1,637.14	1.02E-04	1.2999	1.5044	0.2407
No readings recorded between 2400 and 0800																													
10/20/2023	0800	30.0	14.0	31.0	13.0	28.0	11.0	0.1	25.00	0.1	25.81	0.2	26.95	24.0	240	106	65.4	619	0.4	91.5	215.35	643.54	2,574.15	4	1,284.40	8.02E-05	1.0361	1.1991	0.1918
	1000	30.0	14.0	31.0	13.0	28.0	10.0	0.2	24.99	0.1	25.80	0.2	26.95	24.0	240	110	63.8	604	0.4	93.5	213.84	627.94	2,511.77	4	1,253.28	7.82E-05	1.0039	1.1618	0.1859
	1200	30.0	14.0	31.0	13.0	28.0	10.0	0.2	24.99	0.1	25.79	0.2	26.95	21.0	240	112	65.8	581	0.4	95.5	213.09	604.03	2,416.12	4	1,205.55	7.53E-05	0.9623	1.1136	0.1782
	1230	30.0	14.0	31.0	13.0	28.0	10.0	0.1	24.98	0.1	25.78	0.2	26.94	24.0	240	112	65.0	575	0.4	96.0	213.09	597.79	2,391.17	4	1,193.10	7.45E-05	0.9523	1.1021	0.1763
										Average Values		Average Values		24	240	110	71.2	1573	0.2	--	213.73	1,635.63	6,542.54	4.00	3264.47	0.000204	2.6135	3.0246	0.4839
														B_{ws}	0.038	B_{wsw}	0.023												

Total Pounds of Carbon (emissions) **250.8932**

Total Pounds of Gasoline (as emissions) **290.3596**

Total Gallons of Gasoline (as emissions) **46.4575**

NOTES:

inches of Hg - inches of mercury
ppm - parts per million
Q_{std} - flow at DSCFM
DSCFM - Dry Standard Cubic Feet per Minute
PPM_d - "dry" concentration
PPM_c - volumetric concentration of VOC emissions as carbon, dry basis, at STP
K - number of carbons in calibration gas
C_{cm} - mass concentration of VOC emissions as carbon
PMR_c - pollutant mass removal of VOCs as carbon
PMR_g - pollutant mass removal of VOCs as gasoline
B_{wsw} - lb of water per lb of dry air
B_{ws} - water vapor % by volume

Extraction Well Information					
Extraction Well ID	**Time**	**Depth to Free-Product (feet BTOC)**	**Depth to Water (feet BTOC)**	**Screened Interval Depth (feet)**	**Target Stinger Depth (feet)**
MW-1	Initial	24.65	24.94	15-30	30
	Post	--	27.79		
RW-2	Initial	25.53	25.68	17-37	31
	Post	--	26.95		
RW-3	Initial	25.10	25.23	19-39	28
	Post	--	25.91		

APPENDIX G

BLUE FROG REC-
15 SULPHUR SPRINGS
GREENVILLE SC 29617

OCT 17. 2023 4:46 PM

INVENTORY REPORT

T 2:PREMIUM
VOLUME = 6342 GALS
ULLAGE = 1698 GALS
90% ULLAGE= 894 GALS
TC VOLUME = 6304 GALS
HEIGHT = 38.80 INCHES
WATER VOL = 0 GALS
WATER = 0.00 INCHES
TEMP = 68.6 DEG F

* * * * * END * * * * *

BLUE FROG REC-
15 SULPHUR SPRINGS
GREENVILLE SC 29617

OCT 17. 2023 4:44 PM

INVENTORY REPORT

T 2:PREMIUM
VOLUME = 3860 GALS
ULLAGE = 4180 GALS
90% ULLAGE= 3376 GALS
TC VOLUME = 3837 GALS
HEIGHT = 26.24 INCHES
WATER VOL = 0 GALS
WATER = 0.00 INCHES
TEMP = 68.4 DEG F

* * * * * END * * * * *

NON-HAZARDOUS WASTE MANIFEST

1. Generator ID Number | 2. Page 1 of | 3. Emergency Response Phone | 4. Waste Tracking Number

5. Generator's Name and Mailing Address: Petra tech, 15 sulphur springs Rd, Greenville SC. 29617

Generator's Site Address (if different than mailing address): west side quick stop, 821 west Parker Rd, Greenville SC. 29611

Generator's Phone:

6. Transporter 1 Company Name: Blue Frog Rec — U.S. EPA ID Number

7. Transporter 2 Company Name — U.S. EPA ID Number

8. Designated Facility Name and Site Address: Blue Frog Rec, 15 sulphur springs Rd, Greenville SC. 29617 — U.S. EPA ID Number

Facility's Phone:

	9. Waste Shipping Name and Description	10. Containers No.	10. Containers Type	11. Total Quantity	12. Unit Wt./Vol.
1.	Non HAZ / non Reg Pcw			2800	gal
2.				2482 gal	
3.					
4.					

13. Special Handling Instructions and Additional Information

GENERATOR

14. **GENERATOR'S/OFFEROR'S CERTIFICATION:** I hereby declare that the contents of this consignment are fully and accurately described above by the proper shipping name, and are classified, packaged, marked and labeled/placarded, and are in all respects in proper condition for transport according to applicable international and national governmental regulations.

Generator's/Offeror's Printed/Typed Name — Signature — Month Day Year

INT'L

15. International Shipments ☐ Import to U.S. ☐ Export from U.S. Port of entry/exit:

Transporter Signature (for exports only): Date leaving U.S.:

TRANSPORTER

16. Transporter Acknowledgment of Receipt of Materials

Transporter 1 Printed/Typed Name: Kevin Polen — Signature — Month: 10 Day: 17 Year: 23

Transporter 2 Printed/Typed Name — Signature — Month Day Year

DESIGNATED FACILITY

17. Discrepancy

17a. Discrepancy Indication Space ☐ Quantity ☐ Type ☐ Residue ☐ Partial Rejection ☐ Full Rejection

Manifest Reference Number:

17b. Alternate Facility (or Generator) — U.S. EPA ID Number

Facility's Phone:

17c. Signature of Alternate Facility (or Generator) — Month Day Year

18. Designated Facility Owner or Operator: Certification of receipt of materials covered by the manifest except as noted in Item 17a

Printed/Typed Name: Kevin Polen — Signature — Month: 10 Day: 17 Year: 23

169-BLC-O 5 11977 (Rev. 9/09)

DESIGNATED FACILITY TO GENERATOR

BLUE FROG REC-
15 SULPHUR SPRINGS
GREENVILLE SC 29617

OCT 18. 2023 7:01 PM

INVENTORY REPORT

T 2:PREMIUM
VOLUME = 6343 GALS
ULLAGE = 1697 GALS
90% ULLAGE= 893 GALS
TC VOLUME = 6295 GALS
HEIGHT = 38.80 INCHES
WATER VOL = 0 GALS
WATER = 0.00 INCHES
TEMP = 70.6 DEG F

* * * * * END * * * * *

BLUE FROG REC-
15 SULPHUR SPRINGS
GREENVILLE SC 29617

OCT 18. 2023 7:03 PM

INVENTORY REPORT

T 2:PREMIUM
VOLUME = 9364 GALS
ULLAGE = 0 GALS
90% ULLAGE= 0 GALS
TC VOLUME = 9294 GALS
HEIGHT = 56.66 INCHES
WATER VOL = 0 GALS
WATER = 0.00 INCHES
TEMP = 70.6 DEG F

* * * * * END * * * * *

NON-HAZARDOUS WASTE MANIFEST

1. Generator ID Number

2. Page 1 of

3. Emergency Response Phone

4. Waste Tracking Number

GENERATOR

5. Generator's Name and Mailing Address

Petratech
15 sulphur Springs rd Greenville SC

Generator's Phone:

Generator's Site Address (if different than mailing address)

Westside quick stop
821 West Parker rd
Greenville SC 29611

6. Transporter 1 Company Name

Blue Frog Rec

U.S. EPA ID Number

7. Transporter 2 Company Name

U.S. EPA ID Number

8. Designated Facility Name and Site Address

Blue Frog Rec
15 Sulphur Springs rd Greenville SC

U.S. EPA ID Number

Facility's Phone:

	9. Waste Shipping Name and Description	10. Containers No.	10. Containers Type	11. Total Quantity	12. Unit Wt./Vol.
1.	Non Haz / Non Reg PCW			3000	gal
2.				3021	gal
3.					
4.					

13. Special Handling Instructions and Additional Information

14. **GENERATOR'S/OFFEROR'S CERTIFICATION:** I hereby declare that the contents of this consignment are fully and accurately described above by the proper shipping name, and are classified, packaged, marked and labeled/placarded, and are in all respects in proper condition for transport according to applicable international and national governmental regulations.

Generator's/Offeror's Printed/Typed Name

Signature

Month Day Year

INT'L

15. International Shipments ☐ Import to U.S. ☐ Export from U.S. Port of entry/exit:

Transporter Signature (for exports only): Date leaving U.S.:

TRANSPORTER

16. Transporter Acknowledgment of Receipt of Materials

Transporter 1 Printed/Typed Name: Kevin Polen

Signature

Month: 10 Day: 18 Year: 23

Transporter 2 Printed/Typed Name

Signature

Month Day Year

DESIGNATED FACILITY

17. Discrepancy

Month Day Year

17a. Discrepancy Indication Space ☐ Quantity ☐ Type ☐ Residue ☐ Partial Rejection ☐ Full Rejection

17b. Alternate Facility (or Generator)

Manifest Reference Number:

U.S. EPA ID Number

Facility's Phone:

17c. Signature of Alternate Facility (or Generator)

Month Day Year

18. Designated Facility Owner or Operator: Certification of receipt of materials covered by the manifest except as noted in Item 17a

Printed/Typed Name: Kevin Polen

Signature

Month: 10 Day: 18 Year: 23

169-BLC-O 5 11977 (Rev. 9/09)

DESIGNATED FACILITY TO GENERATOR

BLUE FROG REC-
15 SULPHUR SPRINGS
GREENVILLE SC 29617

OCT 19. 2023 7:33 PM

INVENTORY REPORT

T 2:PREMIUM
VOLUME = 3495 GALS
ULLAGE = 4545 GALS
90% ULLAGE= 3741 GALS
TC VOLUME = 3460 GALS
HEIGHT = 24.36 INCHES
WATER VOL = 0 GALS
WATER = 0.00 INCHES
TEMP = 74.2 DEG F

* * * * * END * * * * *

BLUE FROG REC-
15 SULPHUR SPRINGS
GREENVILLE SC 29617

OCT 19. 2023 7:35 PM

INVENTORY REPORT

T 2:PREMIUM
VOLUME = 6474 GALS
ULLAGE = 1566 GALS
90% ULLAGE= 762 GALS
TC VOLUME = 6409 GALS
HEIGHT = 39.48 INCHES
WATER VOL = 0 GALS
WATER = 0.00 INCHES
TEMP = 74.3 DEG F

* * * * * END * * * * *

NON-HAZARDOUS WASTE MANIFEST

1. Generator ID Number

2. Page 1 of

3. Emergency Response Phone

4. Waste Tracking Number

GENERATOR

5. Generator's Name and Mailing Address: Petra Tech, 15 sulpher springs Rd, Greenville SC. 29617

Generator's Site Address (if different than mailing address): West Side quick stop, 821 west parker Road, Greenville SC. 29611

Generator's Phone:

6. Transporter 1 Company Name: Blue Frog Rec

U.S. EPA ID Number

7. Transporter 2 Company Name

U.S. EPA ID Number

8. Designated Facility Name and Site Address: Blue Frog Rec, 15 sulphur springs Rd, Greenville SC. 29617

U.S. EPA ID Number

Facility's Phone:

9. Waste Shipping Name and Description	10. Containers No.	10. Containers Type	11. Total Quantity	12. Unit Wt./Vol.
1. non Haz / non Reg Rec			3000	gal
2.			2979	
3.			gal	
4.				

13. Special Handling Instructions and Additional Information

14. **GENERATOR'S/OFFEROR'S CERTIFICATION:** I hereby declare that the contents of this consignment are fully and accurately described above by the proper shipping name, and are classified, packaged, marked and labeled/placarded, and are in all respects in proper condition for transport according to applicable international and national governmental regulations.

Generator's/Offeror's Printed/Typed Name

Signature

Month Day Year

INT'L

15. International Shipments ☐ Import to U.S. ☐ Export from U.S. Port of entry/exit:

Transporter Signature (for exports only): Date leaving U.S.:

TRANSPORTER

16. Transporter Acknowledgment of Receipt of Materials

Transporter 1 Printed/Typed Name: Kevin Poler

Signature

Transporter 2 Printed/Typed Name

Signature

Month Day Year: 10 19 23

DESIGNATED FACILITY

17. Discrepancy

Month Day Year

17a. Discrepancy Indication Space ☐ Quantity ☐ Type ☐ Residue ☐ Partial Rejection ☐ Full Rejection

17b. Alternate Facility (or Generator)

Manifest Reference Number:

Facility's Phone:

U.S. EPA ID Number

17c. Signature of Alternate Facility (or Generator)

Month Day Year

18. Designated Facility Owner or Operator: Certification of receipt of materials covered by the manifest except as noted in Item 17a

Printed/Typed Name: Kevin Poler

Signature

Month Day Year: 10 19 23

69-BLC-O 5 11977 (Rev. 9/09)



BLUE FROG REC-
15 SULPHUR SPRINGS
GREENVILLE SC 29617

OCT 20, 2023 5:18 PM

INVENTORY REPORT

T 2:PREMIUM
VOLUME = 6474 GALS
ULLAGE = 1566 GALS
90% ULLAGE= 762 GALS
TC VOLUME = 6432 GALS
HEIGHT = 39.48 INCHES
WATER VOL = 0 GALS
WATER = 0.00 INCHES
TEMP = 69.3 DEG F

* * * * * END * * * * *



BLUE FROG REC-
15 SULPHUR SPRINGS
GREENVILLE SC 29617

OCT 20, 2023 5:23 PM

INVENTORY REPORT

T 2:PREMIUM
VOLUME = 7642 GALS
ULLAGE = 398 GALS
90% ULLAGE= 0 GALS
TC VOLUME = 7591 GALS
HEIGHT = 45.71 INCHES
WATER VOL = 0 GALS
WATER = 0.00 INCHES
TEMP = 69.4 DEG F

* * * * * END * * * * *

NON-HAZARDOUS WASTE MANIFEST

1. Generator ID Number	2. Page 1 of	3. Emergency Response Phone	4. Waste Tracking Number

GENERATOR

5. Generator's Name and Mailing Address: Petra Tech, 15 sulphur springs Rd, Greenville SC. 29617

Generator's Phone:

Generator's Site Address (if different than mailing address): West Side quick Stop, 821 west Parker Road, Greenville 29611

6. Transporter 1 Company Name: Blue Frog Rec — U.S. EPA ID Number:

7. Transporter 2 Company Name — U.S. EPA ID Number:

8. Designated Facility Name and Site Address: Blue Frog Rec, 15 sulphur springs Rd, Greenville SC. 29617 — U.S. EPA ID Number:

Facility's Phone:

	9. Waste Shipping Name and Description	10. Containers No.	10. Containers Type	11. Total Quantity	12. Unit Wt./Vol.	
1.	Non Haz / non Reg Pcw			1200	Gall	
2.				1168 gal		
3.						
4.						

13. Special Handling Instructions and Additional Information

14. **GENERATOR'S/OFFEROR'S CERTIFICATION:** I hereby declare that the contents of this consignment are fully and accurately described above by the proper shipping name, and are classified, packaged, marked and labeled/placarded, and are in all respects in proper condition for transport according to applicable international and national governmental regulations.

Generator's/Offeror's Printed/Typed Name — Signature — Month — Day — Year

INT'L

15. International Shipments ☐ Import to U.S. ☐ Export from U.S. Port of entry/exit:

Transporter Signature (for exports only): Date leaving U.S.:

TRANSPORTER

16. Transporter Acknowledgment of Receipt of Materials

Transporter 1 Printed/Typed Name: Kevin Poler — Signature — Month: 10 — Day: 20 — Year: 23

Transporter 2 Printed/Typed Name — Signature — Month — Day — Year

DESIGNATED FACILITY

17. Discrepancy

17a. Discrepancy Indication Space ☐ Quantity ☐ Type ☐ Residue ☐ Partial Rejection ☐ Full Rejection

Manifest Reference Number:

17b. Alternate Facility (or Generator) — U.S. EPA ID Number

Facility's Phone:

17c. Signature of Alternate Facility (or Generator) — Month — Day — Year

18. Designated Facility Owner or Operator: Certification of receipt of materials covered by the manifest except as noted in Item 17a

Printed/Typed Name: Kevin Poler — Signature — Month: 10 — Day: 20 — Year: 23

APPENDIX H

AFVR / MMPE Field Measurements & Emissions Calculations

Westside Quick Stop - UST Permit #12430

12430-RW-1, 12430-MW-21, & 12430-MW-24

		Extraction Wells						Radius of Influence Monitoring						Emissions Field Measurements							Emission Calculations								
		RW-1		MW-21		MW-24		MW-12		MW-2		MW-25		System Vacuum	Effluent Volumetric Flow	Effluent Temp.	Relative Humidity	Vapor Conc. Pre-Treatment	Vapor Conc. Post Treatment	Elapsed Time	Q_{std}	PPM_d	PPM_c	K	C_{cm}	C_c	PMR_c	PMR_g	PMR_g
Date	Time	Stinger Depth (feet)	Vacuum (in. HG)	Stinger Depth (feet)	Vacuum (in. HG)	Stinger Depth (feet)	Vacuum (in. HG)	Vacuum (in. H2O)	Depth to Water (ft BTOC)	Vacuum (in. H2O)	Depth to Water (ft BTOC)	Vacuum (in. H2O)	Depth to Water (ft BTOC)	(in. HG)	(ACFM)	(F)	(%)	(ppm)	(ppm)	(hours)	(DSCFM)				(mg/dsm3)	(lb/dscf)	(lb/hr)	(lb/hr)	(gal/hr)
10/23/2023	1030	26.5	11.0	26.5	14.0	26.5	12.0	0.0	25.69	0.0	24.74	0.0	27.02	24.0	240	104	73.1	809	0.1	0.0	216.11	841.07	3,364.28	4	1,678.64	1.05E-04	1.3589	1.5727	0.2516
	1100	27.0	13.0	26.5	14.0	27.0	13.0	--	--	--	--	--	--	24.0	240	108	74.0	914	0.1	0.5	214.59	950.23	3,800.93	4	1,896.51	1.18E-04	1.5245	1.7643	0.2823
	1130	27.5	14.0	26.5	13.0	27.5	11.0	--	--	--	--	--	--	24.0	240	108	68.2	1,027	0.1	1.0	214.59	1,067.71	4,270.84	4	2,130.99	1.33E-04	1.7129	1.9824	0.3172
	1200	27.5	14.0	27.0	13.0	27.5	12.0	--	--	--	--	--	--	24.0	240	108	65.9	1,152	0.1	1.5	214.59	1,197.67	4,790.66	4	2,390.36	1.49E-04	1.9214	2.2237	0.3558
	1230	28.0	13.0	27.0	14.0	28.0	12.0	0.2	25.21	0.6	24.92	0.6	27.32	24.0	240	110	67.7	1,110	0.1	2.0	213.84	1,154.00	4,616.00	4	2,303.21	1.44E-04	1.8449	2.1351	0.3416
	1300	28.0	14.0	27.0	13.0	28.0	12.0	--	--	--	--	--	--	24.0	240	110	72.4	1,249	0.1	2.5	213.84	1,298.51	5,194.04	4	2,591.63	1.62E-04	2.0759	2.4024	0.3844
	1330	28.5	14.0	27.0	13.5	28.5	12.0	--	--	--	--	--	--	24.0	240	110	70.5	1,288	0.1	3.0	213.84	1,339.06	5,356.23	4	2,672.55	1.67E-04	2.1407	2.4774	0.3964
	1400	28.5	12.0	27.5	13.5	28.5	11.0	--	--	--	--	--	--	24.0	240	112	73.2	1,234	0.1	3.5	213.09	1,282.92	5,131.66	4	2,560.50	1.60E-04	2.0438	2.3653	0.3784
	1430	29.0	13.0	27.5	13.5	29.0	11.0	0.5	24.85	0.9	25.06	0.7	27.45	24.0	240	108	61.0	1,161	0.1	4.0	214.59	1,207.02	4,828.09	4	2,409.03	1.50E-04	1.9364	2.2410	0.3586
	1500	29.0	12.0	27.5	13.0	29.0	12.0	--	--	--	--	--	--	24.0	240	110	69.0	1,190	0.1	4.5	213.84	1,237.17	4,948.69	4	2,469.20	1.54E-04	1.9778	2.2889	0.3662
	1530	29.5	13.0	28.0	13.0	29.5	12.0	--	--	--	--	--	--	24.0	240	106	70.4	1,117	0.1	5.0	215.35	1,161.28	4,645.11	4	2,317.73	1.45E-04	1.8696	2.1637	0.3462
	1600	29.5	13.0	28.0	13.0	29.5	12.0	--	--	--	--	--	--	24.0	240	108	70.9	1,124	0.1	5.5	214.59	1,168.56	4,674.22	4	2,332.26	1.46E-04	1.8747	2.1696	0.3471
	1630	30.0	13.0	28.0	13.0	30.0	12.0	0.4	24.89	0.9	25.25	0.4	27.52	24.0	240	118	70.6	1,135	0.1	6.0	210.88	1,179.99	4,719.97	4	2,355.08	1.47E-04	1.8603	2.1529	0.3445
	1700	30.0	12.0	28.5	16.0	30.0	12.0	--	--	--	--	--	--	24.0	240	120	74.2	1,148	0.1	6.5	210.15	1,193.51	4,774.03	4	2,382.06	1.49E-04	1.8751	2.1701	0.3472
	1730	30.5	13.0	28.5	16.0	31.5	12.0	--	--	--	--	--	--	24.0	240	120	74.8	1,480	0.1	7.0	210.15	1,538.67	6,154.67	4	3,070.94	1.92E-04	2.4174	2.7977	0.4476
	1800	30.5	11.0	28.5	15.0	31.5	15.0	--	--	--	--	--	--	24.0	240	120	78.9	1,495	0.1	7.5	210.15	1,554.26	6,217.05	4	3,102.07	1.94E-04	2.4419	2.8260	0.4522
	1830	31.0	12.0	29.0	15.0	32.0	15.0	0.4	24.92	0.7	25.84	0.5	27.59	24.0	240	120	80.4	1,598	0.1	8.0	210.15	1,661.35	6,645.38	4	3,315.79	2.07E-04	2.6101	3.0207	0.4833
	1900	31.0	12.0	29.0	15.0	32.0	13.0	--	--	--	--	--	--	24.0	240	119	80.4	1,498	0.1	8.5	210.52	1,557.38	6,229.52	4	3,108.29	1.94E-04	2.4510	2.8366	0.4539
	1930	31.0	11.0	29.0	15.0	32.0	12.0	--	--	--	--	--	--	24.0	240	119	80.1	1,600	0.1	9.0	210.52	1,663.42	6,653.70	4	3,319.94	2.07E-04	2.6179	3.0297	0.4848
	2000	31.0	11.0	29.0	15.0	32.0	12.0	--	--	--	--	--	--	24.0	240	119	80.1	1,600	0.1	9.5	210.52	1,663.42	6,653.70	4	3,319.94	2.07E-04	2.6179	3.0297	0.4848
	2030	31.0	11.0	29.0	14.0	32.0	12.0	0.4	24.99	0.6	25.84	0.4	27.63	24.0	240	115	79.8	1,598	0.1	10.0	211.98	1,661.35	6,645.38	4	3,315.79	2.07E-04	2.6328	3.0470	0.4875
	2100	31.0	12.0	29.0	14.0	32.0	12.0	--	--	--	--	--	--	24.0	240	115	80.2	1,587	0.1	10.5	211.98	1,649.91	6,599.64	4	3,292.96	2.06E-04	2.6147	3.0260	0.4842
	2130	31.0	12.0	29.0	14.0	32.0	12.0	--	--	--	--	--	--	24.0	240	115	80.4	1,585	0.1	11.0	211.98	1,647.83	6,591.32	4	3,288.81	2.05E-04	2.6114	3.0222	0.4836
	2200	31.0	12.0	29.0	15.0	32.0	11.0	--	--	--	--	--	--	24.0	240	116	80.1	1,487	0.1	11.5	211.61	1,545.95	6,183.78	4	3,085.47	1.93E-04	2.4457	2.8304	0.4529
	2230	31.0	12.0	29.0	14.0	32.0	11.0	0.3	25.02	0.4	25.96	0.5	27.65	24.0	240	118	81.3	1,432	0.1	12.0	210.88	1,488.76	5,955.06	4	2,971.34	1.86E-04	2.3471	2.7163	0.4346
	2300	31.0	12.0	29.0	14.0	32.0	11.0	--	--	--	--	--	--	24.0	240	112	80.7	1,384	0.1	12.5	213.09	1,438.86	5,755.45	4	2,871.75	1.79E-04	2.2922	2.6528	0.4244
	2330	31.0	12.0	29.0	14.0	32.0	11.0	--	--	--	--	--	--	24.0	240	110	81.6	1,285	0.1	13.0	213.84	1,335.94	5,343.75	4	2,666.33	1.66E-04	2.1357	2.4717	0.3955
	2400	31.0	12.0	29.0	14.0	32.0	12.0	0.2	24.99	0.3	25.90	0.5	27.65	24.0	240	108	82.2	1,347	0.1	13.5	214.59	1,400.40	5,601.58	4	2,794.97	1.74E-04	2.2467	2.6001	0.4160
No readings recorded between 2400 and 0800																													
10/24/2023	0800	31.0	14.0	29.0	14.0	32.0	12.0	0.2	25.08	0.3	25.99	0.6	27.65	23.5	240	102	76.9	1,237	0.1	21.5	216.88	1,286.04	5,144.14	4	2,566.73	1.60E-04	2.0852	2.4132	0.3861
	0900	27.0	12.0	27.0	14.0	28.0	13.0	--	--	--	--	--	--	23.5	240	102	73.1	1,194	0.1	22.5	216.88	1,241.33	4,965.32	4	2,477.50	1.55E-04	2.0127	2.3293	0.3727
	1000	27.0	12.0	27.0	15.0	28.0	13.0	0.4	25.08	0.6	26.02	0.8	27.69	25.0	240	106	64.0	1,201	0.1	23.5	215.35	1,248.61	4,994.43	4	2,492.03	1.56E-04	2.0102	2.3264	0.3722
	1100	27.0	12.0	27.0	15.0	28.0	13.0	--	--	--	--	--	--	24.0	240	108	61.4	1,148	0.1	24.5	214.59	1,193.51	4,774.03	4	2,382.06	1.49E-04	1.9147	2.2159	0.3545
	1200	27.0	12.0	27.0	14.0	28.0	13.0	0.2	25.09	0.5	26.03	0.9	27.71	24.0	240	108	62.8	1,086	0.1	25.5	214.59	1,129.05	4,516.20	4	2,253.41	1.41E-04	1.8113	2.0963	0.3354
	1300	27.5	12.0	27.5	15.0	28.5	13.0	--	--	--	--	--	--	24.0	240	110	59.5	1,115	0.1	26.5	213.84	1,159.20	4,636.80	4	2,313.58	1.44E-04	1.8532	2.1447	0.3431
	1400	27.5	13.0	27.5	14.5	28.5	13.0	0.1	25.09	0.4	26.04	1.2	27.72	24.0	240	110	60.7	1,061	0.1	27.5	213.84	1,103.06	4,412.23	4	2,201.53	1.37E-04	1.7634	2.0408	0.3265
	1500	27.5	12.0	27.5	15.0	28.5	13.0	--	--	--	--	--	--	24.0	240	120	70.4	1,116	0.1	28.5	210.15	1,160.24	4,640.95	4	2,315.66	1.45E-04	1.8229	2.1096	0.3375
	1600	27.5	12.0	27.5	14.0	28.5	12.0	0.1	25.10	0.5	26.04	0.9	27.73	24.0	240	120	71.2	1,264	0.1	29.5	210.15	1,314.11	5,256.42	4	2,622.75	1.64E-04	2.0646	2.3894	0.3823
	1700	28.0	13.0	28.0	14.0	29.0	12.0	--	--	--	--	--	--	24.0	240	130	74.2	1,362	0.1	30.5	206.59	1,415.99	5,663.96	4	2,826.10	1.76E-04	2.1870	2.5310	0.4050
	1800	28.0	12.0	28.0	15.0	29.0	13.0	0.2	25.10	0.4	26.05	0.8	27.74	24.0	240	132	78.1	1,378	0.1	31.5	205.89	1,432.62	5,730.50	4	2,859.30	1.79E-04	2.2052	2.5521	0.4083
	1900	28.0	11.0	28.0	15.0	29.0	12.0	--	--	--	--	--	--	24.0	240	132	81.2	1,381	0.1	32.5	205.89	1,435.74	5,742.97	4	2,865.52	1.79E-04	2.2100	2.5576	0.4092
	2000	28.0	11.0	28.0	15.0	29.0	12.0	0.2	25.10	0.5	26.06	0.7	27.75	24.0	240	119	84.2	1,374	0.1	33.5	210.52	1,428.47	5,713.86	4	2,851.00	1.78E-04	2.2481	2.6018	0.4163
	2100	28.5	11.0	28.5	14.0	29.5	12.0	--	--	--	--	--	--	24.0	240	118	84.1	1,384	0.1	34.5	210.88	1,438.86	5,755.45	4	2,871.75	1.79E-04	2.2684	2.6253	0.4200
	2200	28.5	13.0	28.5	14.0	29.5	13.0	0.1	25.10	0.4	26.06	0.6	27.75	24.0	240	118	84.1	1,376	0.1	35.5	210.88	1,430.55	5,722.18	4	2,855.15	1.78E-04	2.2553	2.6101	0.4176
	2300	28.5	12.0	28.5	14.0	29.5	12.0	--	--	--	--	--	--	24.0	240	117	84.2	1,375	0.1	36.5	211.24	1,429.51	5,718.02	4	2,853.07	1.78E-04	2.2576	2.6127	0.4180
	2400	28.5	11.0	28.5	15.0	29.5	12.0	0.1	25.10	0.3	26.06	0.6	27.75	24.0	240	116	84.2	1,372	0.1	37.5	211.61	1,426.39	5,705.55	4	2,846.85	1.78E-04	2.2566	2.6115	0.4178
No readings recorded between 2400 and 0800																													

Date	Time	RW-1 Stinger Depth (feet)	RW-1 Vacuum (in. HG)	MW-21 Stinger Depth (feet)	MW-21 Vacuum (in. HG)	MW-24 Stinger Depth (feet)	MW-24 Vacuum (in. HG)	MW-12 Vacuum (in. H2O)	MW-12 DTW (ft BTOC)	MW-2 Vacuum (in. H2O)	MW-2 DTW (ft BTOC)	MW-25 Vacuum (in. H2O)	MW-25 DTW (ft BTOC)	System Vacuum (in. HG)	Effluent Volumetric Flow (ACFM)	Effluent Temp. (F)	Relative Humidity (%)	Vapor Conc. Pre-Treatment (ppm)	Vapor Conc. Post Treatment (ppm)	Elapsed Time (hours)	Q_{std} (DSCFM)	PPM_d	PPM_c	K	C_{cm} (mg/dsm3)	C_c (lb/dscf)	PMR_c (lb/hr)	PMR_g (lb/hr)	PMR_g (gal/hr)
10/25/2023	0800	28.5	12.0	28.5	15.0	29.5	13.0	0.1	25.12	0.2	26.10	0.5	27.79	24.0	240	104	79.3	994	0.2	45.5	216.11	1,033.40	4,133.61	4	2,062.51	1.29E-04	1.6696	1.9323	0.3092
	1000	29.0	12.0	29.0	14.0	30.0	12.0	0.1	25.12	0.3	26.10	0.4	27.81	24.0	240	108	75.0	970	0.2	47.5	214.59	1,008.45	4,033.80	4	2,012.71	1.26E-04	1.6179	1.8724	0.2996
	1200	29.0	12.0	29.0	15.0	30.0	12.0	0.1	25.12	0.2	26.11	0.3	27.80	24.0	240	110	68.5	951	0.2	49.5	213.84	988.70	3,954.79	4	1,973.29	1.23E-04	1.5806	1.8292	0.2927
	1400	29.5	12.0	29.0	15.0	30.5	13.0	0.1	25.12	0.2	26.11	0.2	27.81	24.0	240	110	67.9	1,077	0.2	51.5	213.84	1,119.69	4,478.77	4	2,234.73	1.40E-04	1.7900	2.0716	0.3315
	1600	29.5	11.0	29.0	14.0	30.5	12.0	0.2	25.12	0.2	26.11	0.2	27.82	24.0	240	112	64.5	1,189	0.2	53.5	213.09	1,236.13	4,944.53	4	2,467.13	1.54E-04	1.9693	2.2790	0.3646
	1800	30.0	11.0	29.0	14.0	31.0	13.0	0.1	25.12	0.2	26.11	0.3	27.83	24.0	240	130	78.4	1,168	0.2	55.5	206.59	1,214.30	4,857.20	4	2,423.55	1.51E-04	1.8755	2.1705	0.3473
	2000	30.0	12.0	29.0	14.0	31.0	12.0	0.2	25.13	0.1	26.11	0.4	27.84	24.0	240	132	74.6	1,064	0.2	57.5	205.89	1,106.18	4,424.71	4	2,207.76	1.38E-04	1.7027	1.9705	0.3153
	2200	30.5	12.0	29.0	13.0	31.5	13.0	0.2	25.13	0.1	26.10	0.5	27.86	24.0	240	122	77.2	1,164	0.2	59.5	209.43	1,210.14	4,840.57	4	2,415.26	1.51E-04	1.8947	2.1928	0.3508
	2400	30.5	11.0	29.0	13.0	31.5	13.0	0.2	25.13	0.1	26.11	0.4	27.89	24.0	240	120	80.2	1,164	0.2	61.5	210.15	1,210.14	4,840.57	4	2,415.26	1.51E-04	1.9013	2.2003	0.3521
No readings recorded between 2400 and 0800																												
10/26/2023	0800	30.5	12.0	29.0	14.0	31.5	13.0	0.2	25.11	0.1	26.12	0.3	27.40	24.0	240	106	78.5	857	0.2	69.5	215.35	890.97	3,563.89	4	1,778.24	1.11E-04	1.4344	1.6601	0.2656
	1000	31.0	12.0	29.0	13.0	32.0	13.0	0.1	25.12	0.2	26.12	0.3	27.49	24.0	240	110	65.1	806	0.2	71.5	213.84	837.95	3,351.80	4	1,672.42	1.04E-04	1.3396	1.5503	0.2481
	1200	31.0	12.0	29.0	15.0	32.0	13.0	0.1	25.12	0.2	26.12	0.2	27.53	24.0	240	112	63.4	771	0.2	73.5	213.09	801.56	3,206.25	4	1,599.80	9.99E-05	1.2770	1.4778	0.2365
	1400	31.0	12.0	29.0	15.0	32.0	13.0	0.1	25.12	0.1	26.12	0.2	27.62	24.0	240	112	62.9	763	0.2	75.5	213.09	793.25	3,172.98	4	1,583.20	9.88E-05	1.2637	1.4625	0.2340
	1600	31.0	11.0	29.0	15.0	32.0	13.0	0.1	25.12	0.1	26.12	0.2	27.91	24.0	240	130	61.8	758	0.2	77.5	206.59	788.05	3,152.19	4	1,572.82	9.82E-05	1.2171	1.4086	0.2254
	1800	31.0	12.0	29.0	15.0	32.0	12.0	0.1	25.12	0.1	26.13	0.2	27.86	24.0	240	131	72.9	752	0.2	79.5	206.24	781.81	3,127.24	4	1,560.37	9.74E-05	1.2054	1.3951	0.2232
	2000	31.0	12.0	29.0	15.0	32.0	12.0	0.1	25.12	0.2	26.13	0.2	27.89	24.0	240	130	74.8	674	0.2	81.5	206.59	700.72	2,802.87	4	1,398.52	8.73E-05	1.0822	1.2525	0.2004
	2200	31.0	11.0	29.0	14.0	32.0	13.0	0.1	25.12	0.2	26.14	0.1	27.90	24.0	240	122	74.2	548	0.2	83.5	209.43	569.72	2,278.89	4	1,137.08	7.10E-05	0.8920	1.0323	0.1652
	2400	31.0	11.0	29.0	14.0	32.0	12.0	0.1	25.12	0.2	26.14	0.2	27.91	24.0	240	118	72.8	484	0.2	85.5	210.88	503.19	2,012.74	4	1,004.28	6.27E-05	0.7933	0.9181	0.1469
No readings recorded between 2400 and 0800																												
10/27/2023	0800	31.0	13.0	29.0	14.0	32.0	13.0	0.1	25.12	0.2	26.15	0.1	27.93	24.0	240	106	69.5	413	0.2	93.5	215.35	429.37	1,717.49	4	856.96	5.35E-05	0.6913	0.8000	0.1280
	1000	31.0	12.0	29.0	15.0	32.0	13.0	0.2	25.12	0.2	26.15	0.1	27.92	24.0	240	110	64.7	381	0.2	95.5	213.84	396.10	1,584.41	4	790.56	4.94E-05	0.6332	0.7328	0.1173
	1030	31.0	12.0	29.0	15.0	32.0	13.0	0.1	25.12	0.2	26.15	0.2	27.92	24.0	240	108	64.5	294	0.2	96.0	214.59	305.65	1,222.62	4	610.04	3.81E-05	0.4904	0.5675	0.0908
								Average Values		Average Values				24	240	115	73.4	1141	0.1	--	212.09	1,186.14	4,744.54	4.00	2367.34	0.0001478	1.8807	2.1766	0.3483
														B_{ws}	0.038	B_{wsw}	0.023											

Total Pounds of Carbon (emissions) 180.5516

Total Pounds of Gasoline (as emissions) 208.9529

Total Gallons of Gasoline (as emissions) 33.4325

NOTES:

inches of Hg - inches of mercury

ppm - parts per million

Q_{std} - flow at DSCFM

DSCFM - Dry Standard Cubic Feet per Minute

PPM_d - "dry" concentration

PPM_c - volumetric concentration of VOC emissions as carbon, dry basis, at STP

K - number of carbons in calibration gas

C_{cm} - mass concentration of VOC emissions as carbon

PMR_c - pollutant mass removal of VOCs as carbon

PMR_g - pollutant mass removal of VOCs as gasoline

B_{wsw} - lb of water per lb of dry air

B_{ws} - water vapor % by volume

Extraction Well Information					
Extraction Well ID	**Time**	**Depth to Free-Product (feet BTOC)**	**Depth to Water (feet BTOC)**	**Screened Interval Depth (feet)**	**Target Stinger Depth (feet)**
RW-1	Initial	26.36	26.37	20-40	31
	Post	--	27.55		
MW-21	Initial	26.19	26.21	24-34	29
	Post	--	27.77		
MW-24	Initial	26.31	26.41	25-35	32
	Post	--	26.94		

APPENDIX I

BLUE FROG REC-
15 SULPHUR SPRINGS
GREENVILLE SC 29617

OCT 24, 2023 12:11 PM

INVENTORY REPORT

T 2:PREMIUM
VOLUME = 5594 GALS
ULLAGE = 2446 GALS
90% ULLAGE= 1642 GALS
TC VOLUME = 5577 GALS
HEIGHT = 34.99 INCHES
WATER VOL = 0 GALS
WATER = 0.00 INCHES
TEMP = 64.4 DEG F

* * * * * END * * * * *

BLUE FROG REC-
15 SULPHUR SPRINGS
GREENVILLE SC 29617

OCT 24, 2023 12:13 PM

INVENTORY REPORT

T 2:PREMIUM
VOLUME = 8101 GALS
ULLAGE = 0 GALS
90% ULLAGE= 0 GALS
TC VOLUME = 8076 GALS
HEIGHT = 48.33 INCHES
WATER VOL = 0 GALS
WATER = 0.00 INCHES
TEMP = 64.3 DEG F

* * * * * END * * * * *

NON-HAZARDOUS WASTE MANIFEST

1. Generator ID Number	2. Page 1 of	3. Emergency Response Phone	4. Waste Tracking Number

GENERATOR

5. Generator's Name and Mailing Address: Petra Tech
15 Sulphur Springs
Greenville SC. 29617

Generator's Site Address (if different than mailing address): Westside quick stop
821 west Parker Rd
Greenville SC. 29611

Generator's Phone:

6. Transporter 1 Company Name: Blue Frog Rec — U.S. EPA ID Number

7. Transporter 2 Company Name — U.S. EPA ID Number

8. Designated Facility Name and Site Address: Blue Frog Rec
15 Sulphur Springs Rd
Greenville SC. 29617 — U.S. EPA ID Number

Facility's Phone:

	9. Waste Shipping Name and Description	10. Containers No.	10. Containers Type	11. Total Quantity	12. Unit Wt./Vol.
1.	Non Haz/non Reg Pcw			2500	Gal
2.				2507 gal	
3.					
4.					

13. Special Handling Instructions and Additional Information

14. **GENERATOR'S/OFFEROR'S CERTIFICATION:** I hereby declare that the contents of this consignment are fully and accurately described above by the proper shipping name, and are classified, packaged, marked and labeled/placarded, and are in all respects in proper condition for transport according to applicable international and national governmental regulations.

Generator's/Offeror's Printed/Typed Name — Signature — Month — Day — Year

INT'L

15. International Shipments ☐ Import to U.S. ☐ Export from U.S. Port of entry/exit:

Transporter Signature (for exports only): Date leaving U.S.:

TRANSPORTER

16. Transporter Acknowledgment of Receipt of Materials

Transporter 1 Printed/Typed Name: Kevin Poh — Signature — Month: 10 — Day: 24 — Year: 23

Transporter 2 Printed/Typed Name — Signature — Month — Day — Year

DESIGNATED FACILITY

17. Discrepancy

17a. Discrepancy Indication Space ☐ Quantity ☐ Type ☐ Residue ☐ Partial Rejection ☐ Full Rejection

Manifest Reference Number:

17b. Alternate Facility (or Generator) — U.S. EPA ID Number

Facility's Phone:

17c. Signature of Alternate Facility (or Generator) — Month — Day — Year

18. Designated Facility Owner or Operator: Certification of receipt of materials covered by the manifest except as noted in Item 17a

Printed/Typed Name: Kevin Poh — Signature — Month: 10 — Day: 24 — Year: 23

BLUE FROG REC-
15 SULPHUR SPRINGS
GREENVILLE SC 29617

OCT 25, 2023 12:21 PM

INVENTORY REPORT

T 2:PREMIUM
VOLUME = 5972 GALS
ULLAGE = 2068 GALS
90% ULLAGE= 1264 GALS
TC VOLUME = 5926 GALS
HEIGHT = 36.91 INCHES
WATER VOL = 0 GALS
WATER = 0.00 INCHES
TEMP = 71.0 DEG F

* * * * * END * * * * *

BLUE FROG REC-
15 SULPHUR SPRINGS
GREENVILLE SC 29617

OCT 25, 2023 12:19 PM

INVENTORY REPORT

T 2:PREMIUM
VOLUME = 3437 GALS
ULLAGE = 4603 GALS
90% ULLAGE= 3799 GALS
TC VOLUME = 3410 GALS
HEIGHT = 24.06 INCHES
WATER VOL = 0 GALS
WATER = 0.00 INCHES
TEMP = 71.0 DEG F

* * * * * END * * * * *

NON-HAZARDOUS WASTE MANIFEST

1. Generator ID Number	2. Page 1 of	3. Emergency Response Phone	4. Waste Tracking Number

GENERATOR

5. Generator's Name and Mailing Address: Petratech, 15 sulphur springs Rd, Greenville SC. 29617

Generator's Phone:

Generator's Site Address (if different than mailing address): west side quick stop 821 west parker Road Greenville SC. 29611

6. Transporter 1 Company Name: Blue frog Rec — U.S. EPA ID Number:

7. Transporter 2 Company Name — U.S. EPA ID Number:

8. Designated Facility Name and Site Address: Blue frog Rec, 15 sulphur springs Rd, Greenville SC. 29617 — U.S. EPA ID Number:

Facility's Phone:

	9. Waste Shipping Name and Description	10. Containers No.	10. Containers Type	11. Total Quantity	12. Unit Wt./Vol.
1.	non Haz / non Reg pcw			2500	gal
2.				2535 gal	
3.					
4.					

13. Special Handling Instructions and Additional Information

14. **GENERATOR'S/OFFEROR'S CERTIFICATION:** I hereby declare that the contents of this consignment are fully and accurately described above by the proper shipping name, and are classified, packaged, marked and labeled/placarded, and are in all respects in proper condition for transport according to applicable international and national governmental regulations.

Generator's/Offeror's Printed/Typed Name — Signature — Month — Day — Year

INT'L

15. International Shipments ☐ Import to U.S. ☐ Export from U.S. Port of entry/exit:

Transporter Signature (for exports only): Date leaving U.S.:

TRANSPORTER

16. Transporter Acknowledgment of Receipt of Materials

Transporter 1 Printed/Typed Name: Kevin Pate — Signature — Month: 10 — Day: 25 — Year: 23

Transporter 2 Printed/Typed Name — Signature — Month — Day — Year

DESIGNATED FACILITY

17. Discrepancy

17a. Discrepancy Indication Space ☐ Quantity ☐ Type ☐ Residue ☐ Partial Rejection ☐ Full Rejection

Manifest Reference Number:

17b. Alternate Facility (or Generator) — U.S. EPA ID Number

Facility's Phone:

17c. Signature of Alternate Facility (or Generator) — Month — Day — Year

18. Designated Facility Owner or Operator: Certification of receipt of materials covered by the manifest except as noted in Item 17a

Printed/Typed Name: Kevin Pate — Signature — Month: 10 — Day: 25 — Year: 23

BLUE FROG REC-
15 SULPHUR SPRINGS
GREENVILLE SC 29617

OCT 26, 2023 10:10 AM

INVENTORY REPORT

T 2:PREMIUM

VOLUME	=	9153 GALS
ULLAGE	=	0 GALS
90% ULLAGE	=	0 GALS
TC VOLUME	=	9110 GALS
HEIGHT	=	55.07 INCHES
WATER VOL	=	0 GALS
WATER	=	0.00 INCHES
TEMP	=	66.6 DEG F

* * * * * END * * * * *

BLUE FROG REC-
15 SULPHUR SPRINGS
GREENVILLE SC 29617

OCT 26, 2023 10:08 AM

INVENTORY REPORT

T 2:PREMIUM

VOLUME	=	6635 GALS
ULLAGE	=	1405 GALS
90% ULLAGE	=	601 GALS
TC VOLUME	=	6605 GALS
HEIGHT	=	40.31 INCHES
WATER VOL	=	0 GALS
WATER	=	0.00 INCHES
TEMP	=	66.5 DEG F

* * * * * END * * * * *

NON-HAZARDOUS WASTE MANIFEST

1. Generator ID Number	2. Page 1 of	3. Emergency Response Phone	4. Waste Tracking Number

GENERATOR

5. Generator's Name and Mailing Address: Petra tech, 15 Sulphur springs Rd, Greenville SC. 29617

Generator's Phone:

Generator's Site Address (if different than mailing address): West side quick stop, 821 West Parker Road, Greenville S.C. 29611

6. Transporter 1 Company Name: Blue Frog Rec — U.S. EPA ID Number:

7. Transporter 2 Company Name — U.S. EPA ID Number:

8. Designated Facility Name and Site Address: Blue Frog Rec, 15 sulphur springs Rd, Greenville SC. 29617 — U.S. EPA ID Number:

Facility's Phone:

	9. Waste Shipping Name and Description	10. Containers No.	10. Containers Type	11. Total Quantity	12. Unit Wt./Vol.
1.	non Haz / non Reg Pcw			~~2500~~	gall
2.				2518	gal
3.					
4.					

13. Special Handling Instructions and Additional Information

14. **GENERATOR'S/OFFEROR'S CERTIFICATION:** I hereby declare that the contents of this consignment are fully and accurately described above by the proper shipping name, and are classified, packaged, marked and labeled/placarded, and are in all respects in proper condition for transport according to applicable international and national governmental regulations.

Generator's/Offeror's Printed/Typed Name — Signature — Month — Day — Year

INT'L

15. International Shipments ☐ Import to U.S. ☐ Export from U.S. Port of entry/exit:

Transporter Signature (for exports only): Date leaving U.S.:

TRANSPORTER

16. Transporter Acknowledgment of Receipt of Materials

Transporter 1 Printed/Typed Name	Signature	Month	Day	Year
Kevin Polen		10	26	23
Transporter 2 Printed/Typed Name	Signature	Month	Day	Year

DESIGNATED FACILITY

17. Discrepancy

17a. Discrepancy Indication Space ☐ Quantity ☐ Type ☐ Residue ☐ Partial Rejection ☐ Full Rejection

Manifest Reference Number:

17b. Alternate Facility (or Generator) — U.S. EPA ID Number:

Facility's Phone:

17c. Signature of Alternate Facility (or Generator) — Month — Day — Year

18. Designated Facility Owner or Operator: Certification of receipt of materials covered by the manifest except as noted in Item 17a

Printed/Typed Name	Signature	Month	Day	Year
Kevin Polen		10	26	23

BLUE FROG REC-
15 SULPHUR SPRINGS
GREENVILLE SC 29617

OCT 27, 2023 10:11 AM

INVENTORY REPORT

T 2:PREMIUM
VOLUME = 5633 GALS
ULLAGE = 2407 GALS
90% ULLAGE= 1603 GALS
TC VOLUME = 5607 GALS
HEIGHT = 35.19 INCHES
WATER VOL = 0 GALS
WATER = 0.00 INCHES
TEMP = 66.7 DEG F

* * * * * END * * * * *

BLUE FROG REC-
15 SULPHUR SPRINGS
GREENVILLE SC 29617

OCT 27, 2023 10:12 AM

INVENTORY REPORT

T 2:PREMIUM
VOLUME = 7624 GALS
ULLAGE = 416 GALS
90% ULLAGE= 0 GALS
TC VOLUME = 7587 GALS
HEIGHT = 45.61 INCHES
WATER VOL = 0 GALS
WATER = 0.00 INCHES
TEMP = 66.8 DEG F

* * * * * END * * * * *

NON-HAZARDOUS WASTE MANIFEST	1. Generator ID Number	2. Page 1 of	3. Emergency Response Phone	4. Waste Tracking Number

5. Generator's Name and Mailing Address: Petra tch, 15 sulphur springs Rd, Greenville S.C. 29617

Generator's Site Address (if different than mailing address): west side quick stop, 821 west parker Road, Greenville S.C. 29611

Generator's Phone:

6. Transporter 1 Company Name: Blue Frog Rec — U.S. EPA ID Number:

7. Transporter 2 Company Name — U.S. EPA ID Number:

8. Designated Facility Name and Site Address: Blue Frog Rec, 15 sulphur springs Rd, Greenville S.C. 29617 — U.S. EPA ID Number:

Facility's Phone:

	9. Waste Shipping Name and Description	10. Containers No.	10. Containers Type	11. Total Quantity	12. Unit Wt./Vol.
1.	non HAZ / non Reg Pcw			~~2000~~	gal
2.				1991 gal	
3.					
4.					

13. Special Handling Instructions and Additional Information

14. **GENERATOR'S/OFFEROR'S CERTIFICATION:** I hereby declare that the contents of this consignment are fully and accurately described above by the proper shipping name, and are classified, packaged, marked and labeled/placarded, and are in all respects in proper condition for transport according to applicable international and national governmental regulations.

Generator's/Offeror's Printed/Typed Name — Signature — Month Day Year

15. International Shipments ☐ Import to U.S. ☐ Export from U.S. Port of entry/exit:

Transporter Signature (for exports only): Date leaving U.S.:

16. Transporter Acknowledgment of Receipt of Materials

Transporter 1 Printed/Typed Name: Kevin Polen — Signature: [signature] — Month 10 Day 27 Year 23

Transporter 2 Printed/Typed Name — Signature — Month Day Year

17. Discrepancy

17a. Discrepancy Indication Space ☐ Quantity ☐ Type ☐ Residue ☐ Partial Rejection ☐ Full Rejection

Manifest Reference Number:

17b. Alternate Facility (or Generator) — U.S. EPA ID Number

Facility's Phone:

17c. Signature of Alternate Facility (or Generator) — Month Day Year

18. Designated Facility Owner or Operator: Certification of receipt of materials covered by the manifest except as noted in Item 17a

Printed/Typed Name: Kevin Polen — Signature: [signature] — Month 10 Day 27 Year 23

GENERATOR — INT'L — TRANSPORTER — DESIGNATED FACILITY

169-BLC-O 5 11977 (Rev. 9/09)

DESIGNATED FACILITY TO GENERATOR

APPENDIX J

Petroleum Contact Water Disposal Volumes Spreadsheet (t.s.11.20.23a)					
	Site Name	Location	UST Permit #	Description	Volume (gallons)
1)	Westside Quick Stop	Greenville, SC	12430	Petroleum Contact Water / Decon Water / Purge Water	165
2)					
3)					
4)					
5)					
6)					
7)					
8)					
9)					
10)					
11)					
12)					
13)					
14)					
15)					
				Total Disposal Volume	165

NON-HAZARDOUS WASTE MANIFEST	1. Generator ID Number	2. Page 1 of	3. Emergency Response Phone	4. Waste Tracking Number
				TS. 11.20.239

5. Generator's Name and Mailing Address

Petra-Tech Environmental, LLC (Agent)
2435 East North Street, Suite 1108-202
Greenville, SC 29615

Generator's Phone:

Generator's Site Address (if different than mailing address)

Westside Q.S. - UST 12430

6. Transporter 1 Company Name: Petra-Tech Environmental. LLC — U.S. EPA ID Number:

7. Transporter 2 Company Name — U.S. EPA ID Number:

8. Designated Facility Name and Site Address — U.S. EPA ID Number:

Blue Frog Rec.
15 Sulphur Springs Road
Greenville, SC 29617

Facility's Phone:

9. Waste Shipping Name and Description	10. Containers No.	10. Containers Type	11. Total Quantity	12. Unit Wt./Vol.
1. Non Hazardous, Non Regulated PCW	3	SS gal DRC	165	gal
2. Purge water				
3.				
4.				

13. Special Handling Instructions and Additional Information

14. GENERATOR'S/OFFEROR'S CERTIFICATION: I hereby declare that the contents of this consignment are fully and accurately described above by the proper shipping name, and are classified, packaged, marked and labeled/placarded, and are in all respects in proper condition for transport according to applicable international and national governmental regulations.

Generator's/Offeror's Printed/Typed Name: DS — Signature: [signature] — Month 11 Day 20 Year 23

15. International Shipments ☐ Import to U.S. ☐ Export from U.S. Port of entry/exit:
Transporter Signature (for exports only): Date leaving U.S.:

16. Transporter Acknowledgment of Receipt of Materials

Transporter 1 Printed/Typed Name: DS — Signature: [signature] — Month 11 Day 20 Year 23

Transporter 2 Printed/Typed Name — Signature — Month Day Year

17. Discrepancy

17a. Discrepancy Indication Space ☐ Quantity ☐ Type ☐ Residue ☐ Partial Rejection ☐ Full Rejection

Manifest Reference Number:

17b. Alternate Facility (or Generator) — U.S. EPA ID Number

Facility's Phone:

17c. Signature of Alternate Facility (or Generator) — Month Day Year

18. Designated Facility Owner or Operator: Certification of receipt of materials covered by the manifest except as noted in Item 17a

Printed/Typed Name: Kevin Polu — Signature: [signature] — Month 11 Day 20 Year 23

GENERATOR — INT'L — TRANSPORTER — DESIGNATED FACILITY

CC Labels • Printed in the USA 1-800-997-6966

DESIGNATED FACILITY TO GENERATOR

Reorder Part# MANIFEST-C6NHWC 913-897-6966

APPENDIX K

dhec

Underground Storage Tank Management Division
Field Data Information Sheet – Groundwater Sampling

Site Information

Date: 11/13/23 - 11/15/23	Site ID #:	Site Name: Westside Quick Stop - UST 12430
County: Greenville	Project Manager:	Field Personnel: T. Beaver / Z. Breedlove

Well Sampling Information

Well ID	Time	Sampled Y/N	Screen Interval (ft.)	Depth to Product (ft.)	Depth to Water (ft.)	Product Thickness (ft.)	D.O. (mg/L)	Temp. (°C)	Specific Conductivity (µmohs/cm)	pH (S.U.)	Turbidity (NTU)	Notes (e.g., Odor, No Odor, Product, etc.)
MW-01	—	N	15-30	25.37	25.51	.14						Confirmed
MW-02	1305	11.14	15-30	—	26.27	—	1.27	17.41	88	6.55	13.8	mild odor
MW-03	1540	11.13	15-30	—	28.19	—	1.11	18.74	42	4.98	98	
MW-04	1210	11.14	15.3-30.3	—	27.76	—	1.22	17.90	51	5.70	175	
MW-04I	1155	11.14	48-53	—	28.09	—	1.30	18.06	75	5.52	6.2	
MW-05	—	N	10.6-20.6									Destroyed
MW-06	1311	11.13	11.2-21.2	—	19.0	—	.98	18.04	39	5.86	51	
MW-07	~~1308~~	~~11.13~~	20.8-30.8	—	25.95	—						Dry
MW-08	1403	11.13	20.9-30.9	—	27.40	—	1.17	17.25	133	4.90	20.7	
MW-09	1412	11.13	19.8-29.8	—	27.15	—	1.24	18.09	129	4.64	24.5	
MW-10	1427	11.13	20.3-30.3	—	25.88	—	1.30	18.71	82	5.20	114	~~cat on well~~
MW-11	1438	11.13	20.6-30.6	—	26.23	—	1.59	18.30	120	4.97	410.9	
MW-12	1257	11.14	25.5-35.5	—	25.71	—	1.25	18.03	81	5.99	13.4	strong odor
MW-12I	1241	11.14	40.3-45.3	—	~~25.81~~ 25.80	—	1.31	18.16	195	6.25	8.6	
MW-14	1322	11.13	15.3-25.3	—	20.21	—	1.02	17.43	44	5.51	57	

Comments: F.B.1 - 11.13 - 1215
F.B.2 - 11.14 - 1030

Signature: _____

dhec

Underground Storage Tank Management Division
Field Data Information Sheet – Groundwater Sampling

Site Information

Date:	Site ID #:	Site Name: Westside Quick Stop - UST 12430
County: Greenville	Project Manager:	Field Personnel: T. Beaver / Z. Breedlove

Well Sampling Information

Well ID	Time	Sampled Y/N	Screen Interval (ft.)	Depth to Product (ft.)	Depth to Water (ft.)	Product Thickness (ft.)	D.O. (mg/L)	Temp. (°C)	Specific Conductivity (µmohs/cm)	pH (S.U.)	Turbidity (NTU)	Notes (e.g., Odor, No Odor, Product, etc.)
MW-14I	1304	11-13	62.7 - 65.7	—	20.44	—	1.47	17.80	135	6.22	9.8	
MW-15	—	N	16.3 - 26.3									Obstructed with Tree.
MW-15I	—	N	57 - 62									
MW-16	1229	11-13	17.5 - 27.5	—	21.23	—	1.30	16.60	132	4.00	114	
MW-16I	1215	11-13	60.2 - 65.2	—	21.28	—	1.15	17.44	141	6.51	8.5	
MW-17	1433	11.14	18.6 - 28.6	—	20.65	—	0.84	17.90	51	5.92	17.4	
MW-17I	1428	11-14	55.2 - 60.2	—	20.63	—	1.09	18.18	68	5.30	4.0	
MW-18	—	N	19.1 - 29.1									NL
MW-18I	—	N	60.8 - 65.8									NL
MW-19	1630	11-13	29.5 - 39.5	—	28.21	—	1.51	17.53	121	5.38	8.2	
MW-19I	1619	11-13	68.5 - 70.5	—	28.61	—	1.46	18.36	133	6.11	5.6	
MW-20	1035	11-14	30.7 - 40.7	—	28.04	—	1.25	18.01	75	5.32	9.9	Purge / middle -
MW-21	1336	11-14	25 - 35	—	26.90	—	.92	17.64	48	5.96	8.8	DUP-B @ 1334
MW-22	0644	11-14	24.9 - 34.9	—	27.00	—	1.13	18.68	59	5.37	105	Slight odor
MW-22I	0937	11-14	44.5 - 49.5	—	27.20	—	1.47	18.07	36	4.94	8.6	

Comments: _____

_____ Signature: _____

dhec

Underground Storage Tank Management Division
Field Data Information Sheet – Groundwater Sampling

Site Information

Date:	Site ID #:	Site Name: Westside Quick Stop - UST 12430
County: Greenville	Project Manager:	Field Personnel: T. Beaver / Z. Breedlove

Well Sampling Information

Well ID	Time	Sampled Y/N	Screen Interval (ft.)	Depth to Product (ft.)	Depth to Water (ft.)	Product Thickness (ft.)	D.O. (mg/L)	Temp. (°C)	Specific Conductivity (µmohs/cm)	pH (S.U.)	Turbidity (NTU)	Notes (e.g., Odor, No Odor, Product, etc.)
MW-23	1118	11.14	29.7-39.7	–	28.40	–	1.38	16.59	125	5.15	9.0	
MW-23I	1110	11.14	56.5-61.5	–	28.32	–	.40	16.43	65	5.73	8.3	
MW-24	—	—	25-35	26.10	27.24	1.14	—	—	—	—	—	[redacted] F.P
MW-25	1315	11.14	28-38	–	28.17	–	1.05	17.26	36	6.08	20.1	
MW-26	1322	11.14	26.25-36.25	–	27.15	–	.97	18.43	148	5.09	57	
MW-26I	1018	11.14	50-55	–	27.15	–	1.27	18.34	141	5.22	9.7	
MW-27	1531	11.13	29.5-34.5	–	26.80	–	1.73	18.73	55	4.92	251	
MW-27I	1516	11.13	60.2-65.2	–	27.23	–	1.48	18.14	141	5.08	9.8	
MW-28	1350	11.13	25.7-38.7	–	26.58	–	.80	17.77	33	5.35	28.2	
RW-01	[redacted]	[redacted]	20.5-40.5	26.54	26.90	0.06	—	—	—	—	—	confirmed F.P
RW-02	—	ND	18-38	26.45	26.65	0.20	—	—	—	—	—	F.P.
RW-03	1345	11.14	20-40	–	26.07	–	0.92	18.19	54	6.03	16.9	
MW-X	0600	11.14	20-30	–	27.70	–						DUP-AG 0902
MW-XR	0549	11.14	28-38	–	28.14	–	1.37	17.21	40	5.26	31.6	

Comments: _____

_____ Signature: _____

GROUNDWATER SAMPLING LOG

SITE NAME: Westside Quick Stop - UST 12430	SITE LOCATION: Greenville, Greenville County, South Carolina	
WELL NO: 12430- MW-4i	SAMPLE ID: MW-4i	DATE: 11/14/23

PURGING DATA

WELL DIAMETER (inches): 2	TUBING DIAMETER (inches): 3/8	WELL SCREEN INTERVAL DEPTH: 48 feet to 53 feet	STATIC DEPTH TO WATER (feet): 28.09	PURGE PUMP TYPE OR BAILER: ESP

WELL VOLUME PURGE: 1 WELL VOLUME = (TOTAL WELL DEPTH – STATIC DEPTH TO WATER) X WELL CAPACITY
(only fill out if applicable)
= (52.97 feet – 28.09 feet) X 0.16 gallons/foot = 3.9 gallons

TIME	VOLUME PURGED (gallons)	CUMUL. VOLUME PURGED (gallons)	pH (standard units)	TEMP. (°C)	COND. (µS/cm)	DISSOLVED OXYGEN (mg/L)	TURBIDITY (NTUs)	COLOR (describe)	ODOR (describe)
1129	–	–	17.16	5.84	48	1.49	113	cldy	N
1134	4	4	17.92	5.51	82	1.40	33.8	clr	↓
1139	4	8	18.04	5.50	78	1.37	25.5	clr	↓
1144	3	11	18.00	5.50	76	1.35	18.4	clr	↓
1149	3	14	18.03	5.53	75	1.32	11.0	clr	↓
1154	1	15	18.06	5.52	75	1.30	6.2	clr	↓

WELL CAPACITY (Gallons Per Foot): **0.75"** = 0.02; **1"** = 0.04; **1.25"** = 0.06; **2"** = 0.16; **3"** = 0.37; **4"** = 0.65; **5"** = 1.02; **6"** = 1.47; **12"** = 5.88
TUBING INSIDE DIA. CAPACITY (Gal./Ft.): **1/8"** = 0.0006; **3/16"** = 0.0014; **1/4"** = 0.0026; **5/16"** = 0.004; **3/8"** = 0.006; **1/2"** = 0.010; **5/8"** = 0.016
PURGING EQUIPMENT CODES: **B** = Bailer; **BP** = Bladder Pump; **ESP** = Electric Submersible Pump; **PP** = Peristaltic Pump; **O** = Other (Specify)

SAMPLING DATA

SAMPLED BY (PRINT) / AFFILIATION: T. Beaver / Z. Breedlove	SAMPLER(S) SIGNATURE(S): T.B. / Z.B.	SAMPLING INITIATED AT: 1155	SAMPLING ENDED AT: 1155
PUMP OR TUBING DEPTH IN WELL (feet): 50	TUBING MATERIAL CODE: PE	FIELD-FILTERED: [Y] [N] Filtration Equipment Type:	FILTER SIZE: ____ µm
FIELD DECONTAMINATION: PUMP [Y] [N]	TUBING [Y] [N] (replaced)	DUPLICATE: [Y] [N]	

SAMPLE CONTAINER SPECIFICATION				SAMPLE PRESERVATION (including wet ice)					
SAMPLE ID CODE	# CONTAINERS	MATERIAL CODE	VOLUME	PRESERVATIVE USED	TOTAL VOL ADDED IN FIELD (mL)	FINAL pH	INTENDED ANALYSIS AND/OR METHOD	SAMPLING EQUIPMENT CODE	SAMPLE PUMP FLOW RATE (mL per minute)
	3	ag	40ml	hcl	n/a	n/a	8260	ESP	
	3	ag	40ml	hcl	n/a	n/a	8011	ESP	

REMARKS:

MATERIAL CODES: **AG** = Amber Glass; **CG** = Clear Glass; **HDPE** = High Density Polyethylene; **LDPE** = Low Density Polyethylene; **PP** = Polypropylene; **S** = Silicone; **T** = Teflon; **O** = Other (Specify)

SAMPLING EQUIPMENT CODES: **APP** = After (Through) Peristaltic Pump; **B** = Bailer; **BP** = Bladder Pump; **ESP** = Electric Submersible Pump; **RFPP** = Reverse Flow Peristaltic Pump; **SM** = Straw Method (Tubing Gravity Drain); **O** = Other (Specify)

NOTES:

STABILIZATION CRITERIA FOR RANGE OF VARIATION OF LAST THREE CONSECUTIVE READINGS
pH: ± 0.1 units **Temperature:** ± 5% **Specific Conductance:** ± 5% **Dissolved Oxygen:** ± 0.2 mg/L **Turbidity:** ≤ 10 NTU or ± 5%

GROUNDWATER SAMPLING LOG

SITE NAME: Westside Quick Stop - UST 12430	SITE LOCATION: Greenville, Greenville County, South Carolina	
WELL NO: 12430- MW-12	SAMPLE ID: MW-12	DATE: 11/14/23

PURGING DATA

WELL DIAMETER (inches): 2	TUBING DIAMETER (inches): 3/8	WELL SCREEN INTERVAL DEPTH: 40 feet to 45 feet	STATIC DEPTH TO WATER (feet): 25.80	PURGE PUMP TYPE OR BAILER: ESP

WELL VOLUME PURGE: **1 WELL VOLUME =** (TOTAL WELL DEPTH – STATIC DEPTH TO WATER) X WELL CAPACITY
(only fill out if applicable)
= (45.43 feet – 25.80 feet) X 0.16 gallons/foot = 3.14 gallons

TIME	VOLUME PURGED (gallons)	CUMUL. VOLUME PURGED (gallons)	pH (standard units)	TEMP. (°C)	COND. (µS/cm)	DISSOLVED OXYGEN (mg/L)	TURBIDITY (NTUs)	COLOR (describe)	ODOR (describe)
1215	-	-	6.61	17.70	234	1.63	129	clay	Y
1226	5	5	6.32	18.23	196	1.30	33.0	clr	Y
1230	3	8	6.28	18.20	195	1.32	17.4	clr	Y
1233	3	11	6.27	18.20	195	1.34	12.9	clr	Y
1240	3	14	6.25	18.16	195	1.31	8.6	clr	Y

WELL CAPACITY (Gallons Per Foot): **0.75"** = 0.02; **1"** = 0.04; **1.25"** = 0.06; **2"** = 0.16; **3"** = 0.37; **4"** = 0.65; **5"** = 1.02; **6"** = 1.47; **12"** = 5.88
TUBING INSIDE DIA. CAPACITY (Gal./Ft.): **1/8"** = 0.0006; **3/16"** = 0.0014; **1/4"** = 0.0026; **5/16"** = 0.004; **3/8"** = 0.006; **1/2"** = 0.010; **5/8"** = 0.016

PURGING EQUIPMENT CODES: **B** = Bailer; **BP** = Bladder Pump; **ESP** = Electric Submersible Pump; **PP** = Peristaltic Pump; **O** = Other (Specify)

SAMPLING DATA

SAMPLED BY (PRINT) / AFFILIATION: T. Beaver / Z. Breedlove	SAMPLER(S) SIGNATURE(S): T.B. / Z.B.	SAMPLING INITIATED AT: 1241	SAMPLING ENDED AT: 1241
PUMP OR TUBING DEPTH IN WELL (feet): 41	TUBING MATERIAL CODE: PE	FIELD-FILTERED: [Y] [☒] Filtration Equipment Type:	FILTER SIZE: ____ µm
FIELD DECONTAMINATION: PUMP [☒] [N]	TUBING [Y] [☒] (replaced)	DUPLICATE: [Y] [☒]	

SAMPLE CONTAINER SPECIFICATION				SAMPLE PRESERVATION (including wet ice)					
SAMPLE ID CODE	# CONTAINERS	MATERIAL CODE	VOLUME	PRESERVATIVE USED	TOTAL VOL ADDED IN FIELD (mL)	FINAL pH	INTENDED ANALYSIS AND/OR METHOD	SAMPLING EQUIPMENT CODE	SAMPLE PUMP FLOW RATE (mL per minute)
	3	ag	40ml	hcl	n/a	n/a	8260	ESP	
	3	ag	40ml	hcl	n/a	n/a	8011	ESP	

REMARKS:

MATERIAL CODES: **AG** = Amber Glass; **CG** = Clear Glass; **HDPE** = High Density Polyethylene; **LDPE** = Low Density Polyethylene; **PP** = Polypropylene; **S** = Silicone; **T** = Teflon; **O** = Other (Specify)

SAMPLING EQUIPMENT CODES: **APP** = After (Through) Peristaltic Pump; **B** = Bailer; **BP** = Bladder Pump; **ESP** = Electric Submersible Pump; **RFPP** = Reverse Flow Peristaltic Pump; **SM** = Straw Method (Tubing Gravity Drain); **O** = Other (Specify)

NOTES:

STABILIZATION CRITERIA FOR RANGE OF VARIATION OF LAST THREE CONSECUTIVE READINGS

pH: ± 0.1 units **Temperature:** ± 5% **Specific Conductance:** ± 5% **Dissolved Oxygen:** ± 0.2 mg/L **Turbidity:** ≤ 10 NTU or ± 5%

GROUNDWATER SAMPLING LOG

SITE NAME: Westside Quick Stop - UST 12430	SITE LOCATION: Greenville, Greenville County, South Carolina	
WELL NO: 12430- MW-14;	SAMPLE ID: MW-14;	DATE: 11/13/23

PURGING DATA

WELL DIAMETER (inches): 2	TUBING DIAMETER (inches): 3/8	WELL SCREEN INTERVAL DEPTH: 63 feet to 68 feet	STATIC DEPTH TO WATER (feet): 20.44	PURGE PUMP TYPE OR BAILER: ESP

WELL VOLUME PURGE: **1 WELL VOLUME** = (TOTAL WELL DEPTH – STATIC DEPTH TO WATER) X WELL CAPACITY
(only fill out if applicable)
= (67.92 feet – 20.44 feet) X 0.16 gallons/foot = 7.59 gallons

TIME	VOLUME PURGED (gallons)	CUMUL. VOLUME PURGED (gallons)	pH (standard units)	TEMP. (°C)	COND. (µS/cm)	DISSOLVED OXYGEN (mg/L)	TURBIDITY (NTUs)	COLOR (describe)	ODOR (describe)
1229	–	–	6.42	17.30	127	1.20	123	cldy	N
1241	7.5	7.5	6.25	17.71	133	1.46	34.9	clr	↓
1247	5.0	12.5	6.21	17.84	135	1.52	19.1	clr	
1252	5.0	17.5	6.23	17.86	134	1.50	10.8	clr	
1257	5.0	22.5	6.22	17.82	135	1.49	11.2	clr	
1304	5.0	27.5	6.22	17.80	135	1.47	9.8	clr	↓

WELL CAPACITY (Gallons Per Foot): **0.75"** = 0.02; **1"** = 0.04; **1.25"** = 0.06; **2"** = 0.16; **3"** = 0.37; **4"** = 0.65; **5"** = 1.02; **6"** = 1.47; **12"** = 5.88
TUBING INSIDE DIA. CAPACITY (Gal./Ft.): **1/8"** = 0.0006; **3/16"** = 0.0014; **1/4"** = 0.0026; **5/16"** = 0.004; **3/8"** = 0.006; **1/2"** = 0.010; **5/8"** = 0.016

PURGING EQUIPMENT CODES: **B** = Bailer; **BP** = Bladder Pump; **ESP** = Electric Submersible Pump; **PP** = Peristaltic Pump; **O** = Other (Specify)

SAMPLING DATA

SAMPLED BY (PRINT) / AFFILIATION:	SAMPLER(S) SIGNATURE(S):	SAMPLING INITIATED AT:	SAMPLING ENDED AT:
T. Beaver / Z. Breedlove	T.B. / Z.B.	1304	1304

PUMP OR TUBING DEPTH IN WELL (feet): 65	TUBING MATERIAL CODE: PE	FIELD-FILTERED: [Y] [N] Filtration Equipment Type:	FILTER SIZE: ____ µm

FIELD DECONTAMINATION: PUMP [Y] [N] TUBING [Y] [N](replaced) DUPLICATE: [Y] [N]

SAMPLE CONTAINER SPECIFICATION				SAMPLE PRESERVATION (including wet ice)					
SAMPLE ID CODE	# CONTAINERS	MATERIAL CODE	VOLUME	PRESERVATIVE USED	TOTAL VOL ADDED IN FIELD (mL)	FINAL pH	INTENDED ANALYSIS AND/OR METHOD	SAMPLING EQUIPMENT CODE	SAMPLE PUMP FLOW RATE (mL per minute)
	3	ag	40ml	hcl	n/a	n/a	8260	ESP	
	3	ag	40ml	hcl	n/a	n/a	8011	ESP	

REMARKS:

MATERIAL CODES: **AG** = Amber Glass; **CG** = Clear Glass; **HDPE** = High Density Polyethylene; **LDPE** = Low Density Polyethylene; **PP** = Polypropylene; **S** = Silicone; **T** = Teflon; **O** = Other (Specify)

SAMPLING EQUIPMENT CODES: **APP** = After (Through) Peristaltic Pump; **B** = Bailer; **BP** = Bladder Pump; **ESP** = Electric Submersible Pump; **RFPP** = Reverse Flow Peristaltic Pump; **SM** = Straw Method (Tubing Gravity Drain); **O** = Other (Specify)

NOTES:

STABILIZATION CRITERIA FOR RANGE OF VARIATION OF LAST THREE CONSECUTIVE READINGS

pH: ± 0.1 units **Temperature:** ± 5% **Specific Conductance:** ± 5% **Dissolved Oxygen:** ± 0.2 mg/L **Turbidity:** ≤ 10 NTU or ± 5%

GROUNDWATER SAMPLING LOG

SITE NAME: Westside Quick Stop - UST 12430	SITE LOCATION: Greenville, Greenville County, South Carolina	
WELL NO: 12430- MW16i	SAMPLE ID: MW16i	DATE: 11/13/23

PURGING DATA

WELL DIAMETER (inches): 2	TUBING DIAMETER (inches): 3/8	WELL SCREEN INTERVAL DEPTH: 60 feet to 65 feet	STATIC DEPTH TO WATER (feet): 21.28	PURGE PUMP TYPE OR BAILER: ESP

WELL VOLUME PURGE: **1 WELL VOLUME** = (TOTAL WELL DEPTH – STATIC DEPTH TO WATER) X WELL CAPACITY
(only fill out if applicable)
= (65.29 feet – 21.28 feet) X 0.16 gallons/foot = 7.0 gallons

TIME	VOLUME PURGED (gallons)	CUMUL. VOLUME PURGED (gallons)	pH (standard units)	TEMP. (°C)	COND. (µS/cm)	DISSOLVED OXYGEN (mg/L)	TURBIDITY (NTUs)	COLOR (describe)	ODOR (describe)
1140	–	–	6.11	16.85	131	1.72	40	clr	N
1146	10	10	6.52	17.30	136	1.20	28.5	clr	N
1159	5	15	6.50	17.40	138	1.17	22.9	clr	N
1206	5	20	6.51	17.39	140	1.17	13.2	clr	N
1214	5	25	6.51	17.44	141	1.15	8.5	clr	N

WELL CAPACITY (Gallons Per Foot): **0.75"** = 0.02; **1"** = 0.04; **1.25"** = 0.06; **2"** = 0.16; **3"** = 0.37; **4"** = 0.65; **5"** = 1.02; **6"** = 1.47; **12"** = 5.88
TUBING INSIDE DIA. CAPACITY (Gal./Ft.): **1/8"** = 0.0006; **3/16"** = 0.0014; **1/4"** = 0.0026; **5/16"** = 0.004; **3/8"** = 0.006; **1/2"** = 0.010; **5/8"** = 0.016

PURGING EQUIPMENT CODES: **B** = Bailer; **BP** = Bladder Pump; **ESP** = Electric Submersible Pump; **PP** = Peristaltic Pump; **O** = Other (Specify)

SAMPLING DATA

SAMPLED BY (PRINT) / AFFILIATION:	SAMPLER(S) SIGNATURE(S):	SAMPLING INITIATED AT:	SAMPLING ENDED AT:
T. Beaver / Z. Breedlove	T.B. / Z.B.	1215	1215

PUMP OR TUBING DEPTH IN WELL (feet): 62	TUBING MATERIAL CODE: PE	FIELD-FILTERED: [Y] [N] Filtration Equipment Type:	FILTER SIZE: ____ µm

FIELD DECONTAMINATION: PUMP [Y] [N] TUBING [Y] [N] (replaced) DUPLICATE: [Y] [N]

SAMPLE CONTAINER SPECIFICATION				SAMPLE PRESERVATION (including wet ice)			INTENDED ANALYSIS AND/OR METHOD	SAMPLING EQUIPMENT CODE	SAMPLE PUMP FLOW RATE (mL per minute)
SAMPLE ID CODE	# CONTAINERS	MATERIAL CODE	VOLUME	PRESERVATIVE USED	TOTAL VOL ADDED IN FIELD (mL)	FINAL pH			
	3	ag	40ml	hcl	n/a	n/a	8260	ESP	
	3	ag	40ml	hcl	n/a	n/a	8011	ESP	

REMARKS:

MATERIAL CODES: **AG** = Amber Glass; **CG** = Clear Glass; **HDPE** = High Density Polyethylene; **LDPE** = Low Density Polyethylene; **PP** = Polypropylene; **S** = Silicone; **T** = Teflon; **O** = Other (Specify)

SAMPLING EQUIPMENT CODES: **APP** = After (Through) Peristaltic Pump; **B** = Bailer; **BP** = Bladder Pump; **ESP** = Electric Submersible Pump; **RFPP** = Reverse Flow Peristaltic Pump; **SM** = Straw Method (Tubing Gravity Drain); **O** = Other (Specify)

NOTES: _____

STABILIZATION CRITERIA FOR RANGE OF VARIATION OF LAST THREE CONSECUTIVE READINGS

pH: ± 0.1 units **Temperature:** ± 5% **Specific Conductance:** ± 5% **Dissolved Oxygen:** ± 0.2 mg/L **Turbidity:** ≤ 10 NTU or ± 5%

GROUNDWATER SAMPLING LOG

SITE NAME: Westside Quick Stop - UST 12430	SITE LOCATION: Greenville, Greenville County, South Carolina	
WELL NO: 12430-MW17i	SAMPLE ID: MW17i	DATE: 11/14/23

PURGING DATA

WELL DIAMETER (inches): 2	TUBING DIAMETER (inches): 3/8	WELL SCREEN INTERVAL DEPTH: 55 feet to 60 feet	STATIC DEPTH TO WATER (feet): 20.63	PURGE PUMP TYPE OR BAILER: ESP

WELL VOLUME PURGE: 1 WELL VOLUME = (TOTAL WELL DEPTH – STATIC DEPTH TO WATER) X WELL CAPACITY
(only fill out if applicable)
= (60.21 feet – 20.63 feet) X 0.16 gallons/foot = 6.3 gallons

TIME	VOLUME PURGED (gallons)	CUMUL. VOLUME PURGED (gallons)	pH (standard units)	TEMP. (°C)	COND. (µS/cm)	DISSOLVED OXYGEN (mg/L)	TURBIDITY (NTUs)	COLOR (describe)	ODOR (describe)
1352	–	–	6.27	17.57	110	1.62	19.0	clr	N
1401	5	5	5.54	17.93	78	1.40	8.6	clr	N
1408	5	10	5.51	18.10	75	1.18	15.2	clr	N
1416	5	15	5.36	18.14	70	1.12	11.6	clr	N
1421	5	20	5.31	18.17	68	1.11	10.3	clr	N
1428	5	25	5.30	18.18	68	1.09	4.0	clr	N

WELL CAPACITY (Gallons Per Foot): **0.75"** = 0.02; **1"** = 0.04; **1.25"** = 0.06; **2"** = 0.16; **3"** = 0.37; **4"** = 0.65; **5"** = 1.02; **6"** = 1.47; **12"** = 5.88
TUBING INSIDE DIA. CAPACITY (Gal./Ft.): **1/8"** = 0.0006; **3/16"** = 0.0014; **1/4"** = 0.0026; **5/16"** = 0.004; **3/8"** = 0.006; **1/2"** = 0.010; **5/8"** = 0.016

PURGING EQUIPMENT CODES: **B** = Bailer; **BP** = Bladder Pump; **ESP** = Electric Submersible Pump; **PP** = Peristaltic Pump; **O** = Other (Specify)

SAMPLING DATA

SAMPLED BY (PRINT) / AFFILIATION:	SAMPLER(S) SIGNATURE(S):	SAMPLING INITIATED AT:	SAMPLING ENDED AT:
T. Beaver / Z. Breedlove	T.B. / Z.B.	1428	1428

PUMP OR TUBING DEPTH IN WELL (feet): 57	TUBING MATERIAL CODE: PE	FIELD-FILTERED: [Y] [☑] Filtration Equipment Type:	FILTER SIZE: ____ µm

FIELD DECONTAMINATION: PUMP [☑] [N] TUBING [Y] [☑] (replaced) DUPLICATE: [Y] [☒]

SAMPLE CONTAINER SPECIFICATION				SAMPLE PRESERVATION (including wet ice)			INTENDED ANALYSIS AND/OR METHOD	SAMPLING EQUIPMENT CODE	SAMPLE PUMP FLOW RATE (mL per minute)
SAMPLE ID CODE	# CONTAINERS	MATERIAL CODE	VOLUME	PRESERVATIVE USED	TOTAL VOL ADDED IN FIELD (mL)	FINAL pH			
	3	ag	40ml	hcl	n/a	n/a	8260	ESP	
	3	ag	40ml	hcl	n/a	n/a	8011	ESP	

REMARKS:

MATERIAL CODES: **AG** = Amber Glass; **CG** = Clear Glass; **HDPE** = High Density Polyethylene; **LDPE** = Low Density Polyethylene; **PP** = Polypropylene; **S** = Silicone; **T** = Teflon; **O** = Other (Specify)

SAMPLING EQUIPMENT CODES: **APP** = After (Through) Peristaltic Pump; **B** = Bailer; **BP** = Bladder Pump; **ESP** = Electric Submersible Pump; **RFPP** = Reverse Flow Peristaltic Pump; **SM** = Straw Method (Tubing Gravity Drain); **O** = Other (Specify)

NOTES:

STABILIZATION CRITERIA FOR RANGE OF VARIATION OF LAST THREE CONSECUTIVE READINGS
pH: ± 0.1 units **Temperature:** ± 5% **Specific Conductance:** ± 5% **Dissolved Oxygen:** ± 0.2 mg/L **Turbidity:** ≤ 10 NTU or ± 5%

GROUNDWATER SAMPLING LOG

SITE NAME: Westside Quick Stop - UST 12430	SITE LOCATION: Greenville, Greenville County, South Carolina	
WELL NO: 12430- MW-19	SAMPLE ID: MW-19	DATE: 11/13/23

PURGING DATA

WELL DIAMETER (inches): 2	TUBING DIAMETER (inches): 3/8	WELL SCREEN INTERVAL DEPTH: 29.5 feet to 39.5 feet	STATIC DEPTH TO WATER (feet): 28.21	PURGE PUMP TYPE OR BAILER: ESP

WELL VOLUME PURGE: 1 WELL VOLUME = (TOTAL WELL DEPTH – STATIC DEPTH TO WATER) X WELL CAPACITY
(only fill out if applicable)
= (39.5 feet – 28.21 feet) X 0.16 gallons/foot = 1.8 gallons

TIME	VOLUME PURGED (gallons)	CUMUL. VOLUME PURGED (gallons)	pH (standard units)	TEMP. (°C)	COND. (µS/cm)	DISSOLVED OXYGEN (mg/L)	TURBIDITY (NTUs)	COLOR (describe)	ODOR (describe)
1610	-	-	5.86	18.11	135	1.68	20	clr	N
1615	2.0	2.0	5.46	17.59	127	1.58	13.2	clr	↓
1620	2.0	4.0	5.42	17.54	126	1.52	46	clr	↓
1625	2.0	6.0	5.39	17.52	122	1.52	12.3	clr	↓
1630	2.0	8.0	5.38	17.53	121	1.51	8.2	clr	↓

WELL CAPACITY (Gallons Per Foot): **0.75"** = 0.02; **1"** = 0.04; **1.25"** = 0.06; **2"** = 0.16; **3"** = 0.37; **4"** = 0.65; **5"** = 1.02; **6"** = 1.47; **12"** = 5.88
TUBING INSIDE DIA. CAPACITY (Gal./Ft.): **1/8"** = 0.0006; **3/16"** = 0.0014; **1/4"** = 0.0026; **5/16"** = 0.004; **3/8"** = 0.006; **1/2"** = 0.010; **5/8"** = 0.016

PURGING EQUIPMENT CODES: **B** = Bailer; **BP** = Bladder Pump; **ESP** = Electric Submersible Pump; **PP** = Peristaltic Pump; **O** = Other (Specify)

SAMPLING DATA

SAMPLED BY (PRINT) / AFFILIATION:	SAMPLER(S) SIGNATURE(S):	SAMPLING INITIATED AT:	SAMPLING ENDED AT:
T. Beaver / Z. Breedlove	T.B. / Z.B.	1630	1630

PUMP OR TUBING DEPTH IN WELL (feet):	TUBING MATERIAL CODE: PE	FIELD-FILTERED: [Y] [N] Filtration Equipment Type:	FILTER SIZE: ____ µm

FIELD DECONTAMINATION: PUMP [Y] [N] TUBING [Y] [N](replaced) DUPLICATE: [Y] [N]

SAMPLE CONTAINER SPECIFICATION				SAMPLE PRESERVATION (including wet ice)			INTENDED ANALYSIS AND/OR METHOD	SAMPLING EQUIPMENT CODE	SAMPLE PUMP FLOW RATE (mL per minute)
SAMPLE ID CODE	# CONTAINERS	MATERIAL CODE	VOLUME	PRESERVATIVE USED	TOTAL VOL ADDED IN FIELD (mL)	FINAL pH			
	3	ag	40ml	hcl	n/a	n/a	8260	ESP	
	3	ag	40ml	hcl	n/a	n/a	8011	ESP	

REMARKS:

MATERIAL CODES: **AG** = Amber Glass; **CG** = Clear Glass; **HDPE** = High Density Polyethylene; **LDPE** = Low Density Polyethylene; **PP** = Polypropylene; **S** = Silicone; **T** = Teflon; **O** = Other (Specify)

SAMPLING EQUIPMENT CODES: **APP** = After (Through) Peristaltic Pump; **B** = Bailer; **BP** = Bladder Pump; **ESP** = Electric Submersible Pump; **RFPP** = Reverse Flow Peristaltic Pump; **SM** = Straw Method (Tubing Gravity Drain); **O** = Other (Specify)

NOTES:

STABILIZATION CRITERIA FOR RANGE OF VARIATION OF LAST THREE CONSECUTIVE READINGS

pH: ± 0.1 units **Temperature:** ± 5% **Specific Conductance:** ± 5% **Dissolved Oxygen:** ± 0.2 mg/L **Turbidity:** ≤ 10 NTU or ± 5%

GROUNDWATER SAMPLING LOG

SITE NAME: Westside Quick Stop - UST 12430	SITE LOCATION: Greenville, Greenville County, South Carolina	
WELL NO: 12430- MW-19;	SAMPLE ID: MW-19;	DATE: 11/13/23

PURGING DATA

WELL DIAMETER (inches): 2	TUBING DIAMETER (inches): 3/8	WELL SCREEN INTERVAL DEPTH: 65 feet to 70 feet	STATIC DEPTH TO WATER (feet): 28.61	PURGE PUMP TYPE OR BAILER: ESP

WELL VOLUME PURGE: 1 WELL VOLUME = (TOTAL WELL DEPTH – STATIC DEPTH TO WATER) X WELL CAPACITY
(only fill out if applicable)
= (70.48 feet – 28.61 feet) X 0.16 gallons/foot = 6.6 gallons

TIME	VOLUME PURGED (gallons)	CUMUL. VOLUME PURGED (gallons)	pH (standard units)	TEMP. (°C)	COND. (µS/cm)	DISSOLVED OXYGEN (mg/L)	TURBIDITY (NTUs)	COLOR (describe)	ODOR (describe)
1542	–	–	5.53	18.65	142	1.96	40	clr	N
1551	5.0	5.0	5.69	18.07	139	1.74	36.5	clr	
1559	5.0	10.0	5.97	17.90	134	1.52	30.0	clr	
1606	5.0	15.0	6.05	18.31	134	1.47	18.9	clr	
1611	5.0	20.0	6.09	18.34	133	1.48	11.4	clr	
1614	5.0	25.0	6.11	18.36	133	1.46	5.6	clr	

WELL CAPACITY (Gallons Per Foot): **0.75"** = 0.02; **1"** = 0.04; **1.25"** = 0.06; **2"** = 0.16; **3"** = 0.37; **4"** = 0.65; **5"** = 1.02; **6"** = 1.47; **12"** = 5.88
TUBING INSIDE DIA. CAPACITY (Gal./Ft.): **1/8"** = 0.0006; **3/16"** = 0.0014; **1/4"** = 0.0026; **5/16"** = 0.004; **3/8"** = 0.006; **1/2"** = 0.010; **5/8"** = 0.016

PURGING EQUIPMENT CODES: **B** = Bailer; **BP** = Bladder Pump; **ESP** = Electric Submersible Pump; **PP** = Peristaltic Pump; **O** = Other (Specify)

SAMPLING DATA

SAMPLED BY (PRINT) / AFFILIATION: T. Beaver / Z. Breedlove	SAMPLER(S) SIGNATURE(S): T.B. / Z.B.	SAMPLING INITIATED AT: 1614	SAMPLING ENDED AT: 1619
PUMP OR TUBING DEPTH IN WELL (feet): 73	TUBING MATERIAL CODE: PE	FIELD-FILTERED: [Y] [N] Filtration Equipment Type:	FILTER SIZE: ____ µm
FIELD DECONTAMINATION: PUMP [Y] [N]	TUBING [Y] [N] (replaced)	DUPLICATE: [Y] [N]	

SAMPLE CONTAINER SPECIFICATION				SAMPLE PRESERVATION (including wet ice)					
SAMPLE ID CODE	# CONTAINERS	MATERIAL CODE	VOLUME	PRESERVATIVE USED	TOTAL VOL ADDED IN FIELD (mL)	FINAL pH	INTENDED ANALYSIS AND/OR METHOD	SAMPLING EQUIPMENT CODE	SAMPLE PUMP FLOW RATE (mL per minute)
	3	ag	40ml	hcl	n/a	n/a	8260	ESP	
	3	ag	40ml	hcl	n/a	n/a	8011	ESP	

REMARKS:

MATERIAL CODES: **AG** = Amber Glass; **CG** = Clear Glass; **HDPE** = High Density Polyethylene; **LDPE** = Low Density Polyethylene; **PP** = Polypropylene; **S** = Silicone; **T** = Teflon; **O** = Other (Specify)

SAMPLING EQUIPMENT CODES: **APP** = After (Through) Peristaltic Pump; **B** = Bailer; **BP** = Bladder Pump; **ESP** = Electric Submersible Pump; **RFPP** = Reverse Flow Peristaltic Pump; **SM** = Straw Method (Tubing Gravity Drain); **O** = Other (Specify)

NOTES:

STABILIZATION CRITERIA FOR RANGE OF VARIATION OF LAST THREE CONSECUTIVE READINGS
pH: ± 0.1 units **Temperature:** ± 5% **Specific Conductance:** ± 5% **Dissolved Oxygen:** ± 0.2 mg/L **Turbidity:** ≤ 10 NTU or ± 5%

GROUNDWATER SAMPLING LOG

SITE NAME: Westside Quick Stop - UST 12430	SITE LOCATION: Greenville, Greenville County, South Carolina	
WELL NO: 12430- MW-20	SAMPLE ID: MW-20	DATE: 11/14/23

PURGING DATA

WELL DIAMETER (inches): 2	TUBING DIAMETER (inches): 3/8	WELL SCREEN INTERVAL DEPTH: 30 feet to 40 feet	STATIC DEPTH TO WATER (feet): 28.04	PURGE PUMP TYPE OR BAILER: ESP

WELL VOLUME PURGE: **1 WELL VOLUME** = (TOTAL WELL DEPTH – STATIC DEPTH TO WATER) X WELL CAPACITY
(only fill out if applicable)
= (40.7 feet – 28.04 feet) X 0.16 gallons/foot = 2.0 gallons

TIME	VOLUME PURGED (gallons)	CUMUL. VOLUME PURGED (gallons)	pH (standard units)	TEMP. (°C)	COND. (µS/cm)	DISSOLVED OXYGEN (mg/L)	TURBIDITY (NTUs)	COLOR (describe)	ODOR (describe)
1015	–	–	5.68	17.61	83	1.34	8.0	clr	N
1020	2.0	2.0	5.47	17.95	79	1.30	12.0	clr	N
1025	2.0	4.0	5.35	18.05	77	1.28	15.1	clr	N
1030	2.0	6.0	5.34	18.02	75	1.26	16.2	clr	N
1035	2.0	8.0	5.32	18.01	75	1.25	9.9	clr	N

WELL CAPACITY (Gallons Per Foot): **0.75"** = 0.02; **1"** = 0.04; **1.25"** = 0.06; **2"** = 0.16; **3"** = 0.37; **4"** = 0.65; **5"** = 1.02; **6"** = 1.47; **12"** = 5.88
TUBING INSIDE DIA. CAPACITY (Gal./Ft.): **1/8"** = 0.0006; **3/16"** = 0.0014; **1/4"** = 0.0026; **5/16"** = 0.004; **3/8"** = 0.006; **1/2"** = 0.010; **5/8"** = 0.016

PURGING EQUIPMENT CODES: **B** = Bailer; **BP** = Bladder Pump; **ESP** = Electric Submersible Pump; **PP** = Peristaltic Pump; **O** = Other (Specify)

SAMPLING DATA

SAMPLED BY (PRINT) / AFFILIATION: T. Beaver / Z. Breedlove	SAMPLER(S) SIGNATURE(S): T.B. / Z.B.	SAMPLING INITIATED AT: 1035	SAMPLING ENDED AT: 1035
PUMP OR TUBING DEPTH IN WELL (feet): 35'	TUBING MATERIAL CODE: PE	FIELD-FILTERED: [Y] [N] Filtration Equipment Type:	FILTER SIZE: ____ µm
FIELD DECONTAMINATION: PUMP [Y] [N]	TUBING [Y] [N] (replaced)	DUPLICATE: [Y] [N]	

SAMPLE CONTAINER SPECIFICATION				SAMPLE PRESERVATION (including wet ice)					
SAMPLE ID CODE	# CONTAINERS	MATERIAL CODE	VOLUME	PRESERVATIVE USED	TOTAL VOL ADDED IN FIELD (mL)	FINAL pH	INTENDED ANALYSIS AND/OR METHOD	SAMPLING EQUIPMENT CODE	SAMPLE PUMP FLOW RATE (mL per minute)
	3	ag	40ml	hcl	n/a	n/a	8260	ESP	
	3	ag	40ml	hcl	n/a	n/a	8011	ESP	

REMARKS:

MATERIAL CODES: **AG** = Amber Glass; **CG** = Clear Glass; **HDPE** = High Density Polyethylene; **LDPE** = Low Density Polyethylene; **PP** = Polypropylene; **S** = Silicone; **T** = Teflon; **O** = Other (Specify)

SAMPLING EQUIPMENT CODES: **APP** = After (Through) Peristaltic Pump; **B** = Bailer; **BP** = Bladder Pump; **ESP** = Electric Submersible Pump; **RFPP** = Reverse Flow Peristaltic Pump; **SM** = Straw Method (Tubing Gravity Drain); **O** = Other (Specify)

NOTES:

STABILIZATION CRITERIA FOR RANGE OF VARIATION OF LAST THREE CONSECUTIVE READINGS

pH: ± 0.1 units **Temperature:** ± 5% **Specific Conductance:** ± 5% **Dissolved Oxygen:** ± 0.2 mg/L **Turbidity:** ≤ 10 NTU or ± 5%

GROUNDWATER SAMPLING LOG

SITE NAME: Westside Quick Stop - UST 12430	SITE LOCATION: Greenville, Greenville County, South Carolina	
WELL NO: 12430- MW-22i	SAMPLE ID: MW-22i	DATE: 11/14/23

PURGING DATA

WELL DIAMETER (inches): 2	TUBING DIAMETER (inches): 3/8	WELL SCREEN INTERVAL DEPTH: 44 feet to 49 feet	STATIC DEPTH TO WATER (feet): 27.20	PURGE PUMP TYPE OR BAILER: ESP

WELL VOLUME PURGE: 1 WELL VOLUME = (TOTAL WELL DEPTH – STATIC DEPTH TO WATER) X WELL CAPACITY
(only fill out if applicable)
= (49.52 feet – 27.20 feet) X 0.16 gallons/foot = 3.5 gallons

TIME	VOLUME PURGED (gallons)	CUMUL. VOLUME PURGED (gallons)	pH (standard units)	TEMP. (°C)	COND. (µS/cm)	DISSOLVED OXYGEN (mg/L)	TURBIDITY (NTUs)	COLOR (describe)	ODOR (describe)
0904	–	–	5.05	17.88	41	2.36	24.0	clr	N
0914	3.5	3.5	4.93	18.21	39	1.80	59	sl cldy	N
0923	3.5	7.0	4.96	18.12	36	1.55	40	clr	N
0931	3.5	10.5	4.95	18.10	36	1.49	17.1	clr	N
0937	3.5	14.0	4.94	18.07	36	1.47	8.6	clr	N

WELL CAPACITY (Gallons Per Foot): **0.75"** = 0.02; **1"** = 0.04; **1.25"** = 0.06; **2"** = 0.16; **3"** = 0.37; **4"** = 0.65; **5"** = 1.02; **6"** = 1.47; **12"** = 5.88
TUBING INSIDE DIA. CAPACITY (Gal./Ft.): **1/8"** = 0.0006; **3/16"** = 0.0014; **1/4"** = 0.0026; **5/16"** = 0.004; **3/8"** = 0.006; **1/2"** = 0.010; **5/8"** = 0.016
PURGING EQUIPMENT CODES: **B** = Bailer; **BP** = Bladder Pump; **ESP** = Electric Submersible Pump; **PP** = Peristaltic Pump; **O** = Other (Specify)

SAMPLING DATA

SAMPLED BY (PRINT) / AFFILIATION: T. Beaver / Z. Breedlove	SAMPLER(S) SIGNATURE(S): T.B. / Z.B.	SAMPLING INITIATED AT: 0937	SAMPLING ENDED AT: 0937
PUMP OR TUBING DEPTH IN WELL (feet): 47	TUBING MATERIAL CODE: PE	FIELD-FILTERED: [Y] [N] Filtration Equipment Type:	FILTER SIZE: ____ µm
FIELD DECONTAMINATION: PUMP [Y] [N]	TUBING [Y] [N] (replaced)	DUPLICATE: [Y] [N]	

SAMPLE CONTAINER SPECIFICATION				SAMPLE PRESERVATION (including wet ice)					
SAMPLE ID CODE	# CONTAINERS	MATERIAL CODE	VOLUME	PRESERVATIVE USED	TOTAL VOL ADDED IN FIELD (mL)	FINAL pH	INTENDED ANALYSIS AND/OR METHOD	SAMPLING EQUIPMENT CODE	SAMPLE PUMP FLOW RATE (mL per minute)
	3	ag	40ml	hcl	n/a	n/a	8260	ESP	
	3	ag	40ml	hcl	n/a	n/a	8011	ESP	

REMARKS:

MATERIAL CODES: **AG** = Amber Glass; **CG** = Clear Glass; **HDPE** = High Density Polyethylene; **LDPE** = Low Density Polyethylene; **PP** = Polypropylene; **S** = Silicone; **T** = Teflon; **O** = Other (Specify)

SAMPLING EQUIPMENT CODES: **APP** = After (Through) Peristaltic Pump; **B** = Bailer; **BP** = Bladder Pump; **ESP** = Electric Submersible Pump; **RFPP** = Reverse Flow Peristaltic Pump; **SM** = Straw Method (Tubing Gravity Drain); **O** = Other (Specify)

NOTES:

STABILIZATION CRITERIA FOR RANGE OF VARIATION OF LAST THREE CONSECUTIVE READINGS
pH: ± 0.1 units **Temperature:** ± 5% **Specific Conductance:** ± 5% **Dissolved Oxygen:** ± 0.2 mg/L **Turbidity:** ≤ 10 NTU or ± 5%

GROUNDWATER SAMPLING LOG

SITE NAME: Westside Quick Stop - UST 12430	SITE LOCATION: Greenville, Greenville County, South Carolina	
WELL NO: 12430-MW-23	SAMPLE ID: MW-23	DATE: 11/14/23

PURGING DATA

WELL DIAMETER (inches): 2	TUBING DIAMETER (inches): 3/8	WELL SCREEN INTERVAL DEPTH: 29 feet to 39 feet	STATIC DEPTH TO WATER (feet): 28.40	PURGE PUMP TYPE OR BAILER: ESP

WELL VOLUME PURGE: 1 WELL VOLUME = (TOTAL WELL DEPTH – STATIC DEPTH TO WATER) X WELL CAPACITY
(only fill out if applicable)
= (39.7 feet – 28.40 feet) X 0.16 gallons/foot = 1.8 gallons

TIME	VOLUME PURGED (gallons)	CUMUL. VOLUME PURGED (gallons)	pH (standard units)	TEMP. (°C)	COND. (µS/cm)	DISSOLVED OXYGEN (mg/L)	TURBIDITY (NTUs)	COLOR (describe)	ODOR (describe)
1101	–	–	5.28	16.80	135	1.49	46	clr	Y
1109	2.0	2.0	5.19	16.63	127	1.36	123	clr	Y
1112	2.0	4.0	5.17	16.60	125	1.37	10.9	clr	Y
1118	2.0	6.0	5.15	16.59	125	1.38	9.0	clr	Y

WELL CAPACITY (Gallons Per Foot): **0.75"** = 0.02; **1"** = 0.04; **1.25"** = 0.06; **2"** = 0.16; **3"** = 0.37; **4"** = 0.65; **5"** = 1.02; **6"** = 1.47; **12"** = 5.88
TUBING INSIDE DIA. CAPACITY (Gal./Ft.): **1/8"** = 0.0006; **3/16"** = 0.0014; **1/4"** = 0.0026; **5/16"** = 0.004; **3/8"** = 0.006; **1/2"** = 0.010; **5/8"** = 0.016

PURGING EQUIPMENT CODES: **B** = Bailer; **BP** = Bladder Pump; **ESP** = Electric Submersible Pump; **PP** = Peristaltic Pump; **O** = Other (Specify)

SAMPLING DATA

SAMPLED BY (PRINT) / AFFILIATION: T. Beaver / Z. Breedlove	SAMPLER(S) SIGNATURE(S): T.B. / Z.B.	SAMPLING INITIATED AT: 1118	SAMPLING ENDED AT: 1118
PUMP OR TUBING DEPTH IN WELL (feet): 35'	TUBING MATERIAL CODE: PE	FIELD-FILTERED: [Y] [☒] Filtration Equipment Type:	FILTER SIZE: ____ µm
FIELD DECONTAMINATION: PUMP [☑] [N]	TUBING [Y] [☒](replaced)	DUPLICATE: [Y] [N]	

SAMPLE CONTAINER SPECIFICATION				SAMPLE PRESERVATION (including wet ice)					
SAMPLE ID CODE	# CONTAINERS	MATERIAL CODE	VOLUME	PRESERVATIVE USED	TOTAL VOL ADDED IN FIELD (mL)	FINAL pH	INTENDED ANALYSIS AND/OR METHOD	SAMPLING EQUIPMENT CODE	SAMPLE PUMP FLOW RATE (mL per minute)
	3	ag	40ml	hcl	n/a	n/a	8260	ESP	
	3	ag	40ml	hcl	n/a	n/a	8011	ESP	

REMARKS:

MATERIAL CODES: **AG** = Amber Glass; **CG** = Clear Glass; **HDPE** = High Density Polyethylene; **LDPE** = Low Density Polyethylene; **PP** = Polypropylene; **S** = Silicone; **T** = Teflon; **O** = Other (Specify)

SAMPLING EQUIPMENT CODES: **APP** = After (Through) Peristaltic Pump; **B** = Bailer; **BP** = Bladder Pump; **ESP** = Electric Submersible Pump; **RFPP** = Reverse Flow Peristaltic Pump; **SM** = Straw Method (Tubing Gravity Drain); **O** = Other (Specify)

NOTES:

STABILIZATION CRITERIA FOR RANGE OF VARIATION OF LAST THREE CONSECUTIVE READINGS

pH: ± 0.1 units **Temperature:** ± 5% **Specific Conductance:** ± 5% **Dissolved Oxygen:** ± 0.2 mg/L **Turbidity:** ≤ 10 NTU or ± 5%

GROUNDWATER SAMPLING LOG

SITE NAME: Westside Quick Stop - UST 12430	SITE LOCATION: Greenville, Greenville County, South Carolina	
WELL NO: 12430- MW-23	SAMPLE ID: MW-23	DATE: 11/14/23

PURGING DATA

WELL DIAMETER (inches): 2	TUBING DIAMETER (inches): 3/8	WELL SCREEN INTERVAL DEPTH: 56 feet to 61 feet	STATIC DEPTH TO WATER (feet): 28.32	PURGE PUMP TYPE OR BAILER: ESP

WELL VOLUME PURGE: 1 WELL VOLUME = (TOTAL WELL DEPTH – STATIC DEPTH TO WATER) X WELL CAPACITY
(only fill out if applicable)
= (61.5 feet – 28.32 feet) X 0.16 gallons/foot = 5.3 gallons

TIME	VOLUME PURGED (gallons)	CUMUL. VOLUME PURGED (gallons)	pH (standard units)	TEMP. (°C)	COND. (µS/cm)	DISSOLVED OXYGEN (mg/L)	TURBIDITY (NTUs)	COLOR (describe)	ODOR (describe)
1036	–	–	5.86	16.85	116	0.62	8.6	clr	N
1042	5.0	5.0	5.79	16.72	72	0.45	16.1	clr	N
1047	5.0	10.0	5.77	16.46	68	0.42	15.3	clr	N
1101	5.0	15.0	5.75	16.45	62	0.40	12.1	clr	N
1110	5.0	20.0	5.73	16.43	65	0.40	8.3	clr	N

WELL CAPACITY (Gallons Per Foot): **0.75"** = 0.02; **1"** = 0.04; **1.25"** = 0.06; **2"** = 0.16; **3"** = 0.37; **4"** = 0.65; **5"** = 1.02; **6"** = 1.47; **12"** = 5.88
TUBING INSIDE DIA. CAPACITY (Gal./Ft.): **1/8"** = 0.0006; **3/16"** = 0.0014; **1/4"** = 0.0026; **5/16"** = 0.004; **3/8"** = 0.006; **1/2"** = 0.010; **5/8"** = 0.016

PURGING EQUIPMENT CODES: **B** = Bailer; **BP** = Bladder Pump; **ESP** = Electric Submersible Pump; **PP** = Peristaltic Pump; **O** = Other (Specify)

SAMPLING DATA

SAMPLED BY (PRINT) / AFFILIATION: T. Beaver / Z. Breedlove	SAMPLER(S) SIGNATURE(S): T.B. / Z.B.	SAMPLING INITIATED AT: 1110	SAMPLING ENDED AT: 1110
PUMP OR TUBING DEPTH IN WELL (feet): 58'	TUBING MATERIAL CODE: PE	FIELD-FILTERED: [Y] [N] Filtration Equipment Type:	FILTER SIZE: ____ µm
FIELD DECONTAMINATION: PUMP [Y] [N]	TUBING [Y] [N] (replaced)	DUPLICATE: [Y] [N]	

SAMPLE CONTAINER SPECIFICATION				SAMPLE PRESERVATION (including wet ice)			INTENDED ANALYSIS AND/OR METHOD	SAMPLING EQUIPMENT CODE	SAMPLE PUMP FLOW RATE (mL per minute)
SAMPLE ID CODE	# CONTAINERS	MATERIAL CODE	VOLUME	PRESERVATIVE USED	TOTAL VOL ADDED IN FIELD (mL)	FINAL pH			
	3	ag	40ml	hcl	n/a	n/a	8260	ESP	
	3	ag	40ml	hcl	n/a	n/a	8011	ESP	

REMARKS:

MATERIAL CODES: **AG** = Amber Glass; **CG** = Clear Glass; **HDPE** = High Density Polyethylene; **LDPE** = Low Density Polyethylene; **PP** = Polypropylene; **S** = Silicone; **T** = Teflon; **O** = Other (Specify)

SAMPLING EQUIPMENT CODES: **APP** = After (Through) Peristaltic Pump; **B** = Bailer; **BP** = Bladder Pump; **ESP** = Electric Submersible Pump; **RFPP** = Reverse Flow Peristaltic Pump; **SM** = Straw Method (Tubing Gravity Drain); **O** = Other (Specify)

NOTES:

STABILIZATION CRITERIA FOR RANGE OF VARIATION OF LAST THREE CONSECUTIVE READINGS
pH: ± 0.1 units **Temperature:** ± 5% **Specific Conductance:** ± 5% **Dissolved Oxygen:** ± 0.2 mg/L **Turbidity:** ≤ 10 NTU or ± 5%

GROUNDWATER SAMPLING LOG

SITE NAME: Westside Quick Stop - UST 12430	SITE LOCATION: Greenville, Greenville County, South Carolina	
WELL NO: 12430- MW-26i	SAMPLE ID: MW-26i	DATE: 11/14/23

PURGING DATA

WELL DIAMETER (inches): 2	TUBING DIAMETER (inches): 3/8	WELL SCREEN INTERVAL DEPTH: 50 feet to 55 feet	STATIC DEPTH TO WATER (feet): 27.15	PURGE PUMP TYPE OR BAILER: ESP

WELL VOLUME PURGE: 1 WELL VOLUME = (TOTAL WELL DEPTH – STATIC DEPTH TO WATER) X WELL CAPACITY
(only fill out if applicable)
= (54.91 feet – 27.15 feet) X 0.16 gallons/foot = 4.4 gallons

TIME	VOLUME PURGED (gallons)	CUMUL. VOLUME PURGED (gallons)	pH (standard units)	TEMP. (°C)	COND. (µS/cm)	DISSOLVED OXYGEN (mg/L)	TURBIDITY (NTUs)	COLOR (describe)	ODOR (describe)
0946	–	–	5.32	18.81	134	1.65	126	cldy	N
0953	5.0	5	5.28	18.25	146	1.43	27.0	clr	↓
1001	3.0	8	5.26	18.32	145	1.29	19.4	clr	
1006	3	11	5.22	18.36	145	1.31	15.1	clr	
1012	3	14	5.21	18.37	142	1.28	17.2	clr	
1018	3	17	5.22	18.34	141	1.27	9.7	clr	

WELL CAPACITY (Gallons Per Foot): **0.75"** = 0.02; **1"** = 0.04; **1.25"** = 0.06; **2"** = 0.16; **3"** = 0.37; **4"** = 0.65; **5"** = 1.02; **6"** = 1.47; **12"** = 5.88
TUBING INSIDE DIA. CAPACITY (Gal./Ft.): **1/8"** = 0.0006; **3/16"** = 0.0014; **1/4"** = 0.0026; **5/16"** = 0.004; **3/8"** = 0.006; **1/2"** = 0.010; **5/8"** = 0.016

PURGING EQUIPMENT CODES: **B** = Bailer; **BP** = Bladder Pump; **ESP** = Electric Submersible Pump; **PP** = Peristaltic Pump; **O** = Other (Specify)

SAMPLING DATA

SAMPLED BY (PRINT) / AFFILIATION:	SAMPLER(S) SIGNATURE(S):	SAMPLING INITIATED AT:	SAMPLING ENDED AT:
T. Beaver / Z. Breedlove	T.B. / Z.B.	1018	1018

PUMP OR TUBING DEPTH IN WELL (feet): 52	TUBING MATERIAL CODE: PE	FIELD-FILTERED: [Y] [☒] Filtration Equipment Type:	FILTER SIZE: ____ µm
FIELD DECONTAMINATION: PUMP [☑] [N]	TUBING [Y] [☒] (replaced)	DUPLICATE: [Y] [☒]	

SAMPLE CONTAINER SPECIFICATION				SAMPLE PRESERVATION (including wet ice)					
SAMPLE ID CODE	# CONTAINERS	MATERIAL CODE	VOLUME	PRESERVATIVE USED	TOTAL VOL ADDED IN FIELD (mL)	FINAL pH	INTENDED ANALYSIS AND/OR METHOD	SAMPLING EQUIPMENT CODE	SAMPLE PUMP FLOW RATE (mL per minute)
	3	ag	40ml	hcl	n/a	n/a	8260	ESP	
	3	ag	40ml	hcl	n/a	n/a	8011	ESP	

REMARKS:

MATERIAL CODES: **AG** = Amber Glass; **CG** = Clear Glass; **HDPE** = High Density Polyethylene; **LDPE** = Low Density Polyethylene; **PP** = Polypropylene; **S** = Silicone; **T** = Teflon; **O** = Other (Specify)

SAMPLING EQUIPMENT CODES: **APP** = After (Through) Peristaltic Pump; **B** = Bailer; **BP** = Bladder Pump; **ESP** = Electric Submersible Pump; **RFPP** = Reverse Flow Peristaltic Pump; **SM** = Straw Method (Tubing Gravity Drain); **O** = Other (Specify)

NOTES:

STABILIZATION CRITERIA FOR RANGE OF VARIATION OF LAST THREE CONSECUTIVE READINGS

pH: ± 0.1 units **Temperature:** ± 5% **Specific Conductance:** ± 5% **Dissolved Oxygen:** ± 0.2 mg/L **Turbidity:** ≤ 10 NTU or ± 5%

GROUNDWATER SAMPLING LOG

SITE NAME: Westside Quick Stop - UST 12430	SITE LOCATION: Greenville, Greenville County, South Carolina	
WELL NO: 12430- MW-27	SAMPLE ID: MW-27	DATE: 11/13/23

PURGING DATA

WELL DIAMETER (inches): 2	TUBING DIAMETER (inches): 3/8	WELL SCREEN INTERVAL DEPTH: 60 feet to 65 feet	STATIC DEPTH TO WATER (feet): 27.25	PURGE PUMP TYPE OR BAILER: ESP

WELL VOLUME PURGE: 1 WELL VOLUME = (TOTAL WELL DEPTH – STATIC DEPTH TO WATER) X WELL CAPACITY
(only fill out if applicable)
= (65.21 feet – 25.25 feet) X 0.16 gallons/foot = 6.3 gallons

TIME	VOLUME PURGED (gallons)	CUMUL. VOLUME PURGED (gallons)	pH (standard units)	TEMP. (°C)	COND. (µS/cm)	DISSOLVED OXYGEN (mg/L)	TURBIDITY (NTUs)	COLOR (describe)	ODOR (describe)
1446	-	-	4.94	17.77	147	2.61	238	cldy	N
1453	5.0	5.0	5.00	18.03	142	1.65	73	sl cldy	↓
1458	5.0	10.0	4.99	18.09	140	1.54	21.0	clr	
1503	5.0	15.0	5.04	18.12	141	1.52	13.7	clr	
1508	5.0	20.0	5.07	18.13	141	1.50	11.2	clr	
1513	5.0	25.0	5.08	18.14	141	1.48	9.8	clr	↓

WELL CAPACITY (Gallons Per Foot): **0.75"** = 0.02; **1"** = 0.04; **1.25"** = 0.06; **2"** = 0.16; **3"** = 0.37; **4"** = 0.65; **5"** = 1.02; **6"** = 1.47; **12"** = 5.88
TUBING INSIDE DIA. CAPACITY (Gal./Ft.): **1/8"** = 0.0006; **3/16"** = 0.0014; **1/4"** = 0.0026; **5/16"** = 0.004; **3/8"** = 0.006; **1/2"** = 0.010; **5/8"** = 0.016

PURGING EQUIPMENT CODES: **B** = Bailer; **BP** = Bladder Pump; **ESP** = Electric Submersible Pump; **PP** = Peristaltic Pump; **O** = Other (Specify)

SAMPLING DATA

SAMPLED BY (PRINT) / AFFILIATION: T. Beaver / Z. Breedlove	SAMPLER(S) SIGNATURE(S): T.B. / Z.B.	SAMPLING INITIATED AT: 1516	SAMPLING ENDED AT: 1516
PUMP OR TUBING DEPTH IN WELL (feet): 62	TUBING MATERIAL CODE: PE	FIELD-FILTERED: [Y] [N] Filtration Equipment Type:	FILTER SIZE: ____ µm
FIELD DECONTAMINATION: PUMP [Y] [N]	TUBING [Y] [N] (replaced)	DUPLICATE: [Y] [N]	

SAMPLE CONTAINER SPECIFICATION				SAMPLE PRESERVATION (including wet ice)					
SAMPLE ID CODE	# CONTAINERS	MATERIAL CODE	VOLUME	PRESERVATIVE USED	TOTAL VOL ADDED IN FIELD (mL)	FINAL pH	INTENDED ANALYSIS AND/OR METHOD	SAMPLING EQUIPMENT CODE	SAMPLE PUMP FLOW RATE (mL per minute)
	3	ag	40ml	hcl	n/a	n/a	8260	ESP	
	3	ag	40ml	hcl	n/a	n/a	8011	ESP	

REMARKS:

MATERIAL CODES: **AG** = Amber Glass; **CG** = Clear Glass; **HDPE** = High Density Polyethylene; **LDPE** = Low Density Polyethylene; **PP** = Polypropylene; **S** = Silicone; **T** = Teflon; **O** = Other (Specify)

SAMPLING EQUIPMENT CODES: **APP** = After (Through) Peristaltic Pump; **B** = Bailer; **BP** = Bladder Pump; **ESP** = Electric Submersible Pump; **RFPP** = Reverse Flow Peristaltic Pump; **SM** = Straw Method (Tubing Gravity Drain); **O** = Other (Specify)

NOTES:

STABILIZATION CRITERIA FOR RANGE OF VARIATION OF LAST THREE CONSECUTIVE READINGS

pH: ± 0.1 units **Temperature:** ± 5% **Specific Conductance:** ± 5% **Dissolved Oxygen:** ± 0.2 mg/L **Turbidity:** ≤ 10 NTU or ± 5%

APPENDIX L

ANALYTICAL ENVIRONMENTAL SERVICES, INC.

AES

November 28, 2023

Trever Slack
Petra-Tech Environmental, LLC

2435 East North St
Greenville SC 29615

RE: Westside Quick Step

Dear Trever Slack: Order No: 2311J94

Analytical Environmental Services, Inc. received 41 samples on November 16, 2023 9:30 pm for the analyses presented in following report.

"No problems were encountered during the analyses except as noted in the Case Narrative or by qualifiers in the report or QC Summary. Additionally, all results for the associated Quality Control samples were within EPA and/or AES established limits.
AES' certifications are as follows:
-South Carolina Certification number 98016003 for Clean Water Act and for Solid and Hazardous Waste, effective until 6/30/24.

These results relate only to the items tested as received. This report may only be reproduced in full.

If you have any questions regarding these test results, please feel free to call.

Sincerely,

Justin Singh

Project Manager

3080 Presidential Drive • Atlanta, Georgia 30340 • Tel: 770.457.8177 • Fax: 770.457.8188 • Toll Free: 800.972.4889
www.aesatlanta.com

AES | ANALYTICAL ENVIRONMENTAL SERVICES, INC.

Analytical Environmental Services, Inc.
3080 Presidential Drive, Atlanta, GA 30340 Phone: (770)-457-8177

CHAIN OF CUSTODY

Work Order: 2311J94
Page 1 of 3

COMPANY:	ADDRESS:
Petra-Tech Environmental, LLC	2435 East North Street, Suite 1108-202, Greenville, South Carolina 29615
PHONE: 864.436.6322	EMAIL: tslack@petratechenv.com
SAMPLED BY: T Beaver	SIGNATURE:

#	SAMPLE ID	SAMPLED: DATE	SAMPLED: TIME	GRAB	COMPOSITE	MATRIX (see codes)	ANALYSIS REQUESTED: 8260 BTEX+MN+1,2-DCA+EDBY	ANALYSIS REQUESTED: 8011 EDB	PRESERVATION (see codes): H+I	PRESERVATION (see codes): H+S	REMARKS	Number of Containers
1	MW-02	11.14	1205	X		GW		X	X			
2	MW-03	11.13	1540									
3	MW-04	11.14	1210									
4	MW-04I	11.14	1155									
5	MW-06	11.13	1311									
6	MW-08	11.13	1403									
7	MW-09	11.13	1412									
8	MW-10	11.13	1427									
9	MW-11	11.13	1438									
10	MW-12	11.14	1257									
11	MW-12I	11.14	1241									
12	MW-14	11.13	1322									
13	MW-14I	11.13	1304									
14	MW-16	11.13	1229	X		X	X	X	X	X		

Visit our website www.aesatlanta.com for downloadable COCs and to log in to your AESAccess account.

RELINQUISHED BY:	DATE/TIME:	RECEIVED BY:	DATE/TIME:
1. Tyler Beaver	11.16.23/0900	1.	11/16 3:44PM
2.	11/16 9:30PM	2.	11/16 9:30PM
3.		3.	

SPECIAL INSTRUCTIONS/COMMENTS:

SHIPMENT METHOD
OUT: / / VIA:
IN: / / VIA:
Client FedEx UPS US mail courier
other: _____
1.4 °C

PROJECT INFORMATION
PROJECT NAME: Westside Quick Stop
PROJECT #: 122-898d
SITE ADDRESS: 821 West Parker Road
SEND REPORT TO: tslack@petratechenv.com
INVOICE TO (IF DIFFERENT FROM ABOVE):
QUOTE #: _____ PO#: _____

RECEIPT
Total # of Containers

Turnaround Time (TAT) Request
- [x] Standard
- [ ] 2 Business Day Rush
- [ ] Next Business Day Rush
- [ ] Same-Day Rush (auth req.)
- [ ] Other _____

REGULATORY PROGRAM (if any): SCDHEC UST
DATA PACKAGE: I ○ II ○ III ○ IV ○

Submission of samples to the laboratory constitutes acceptance of AES's Terms & Conditions. Client assumes sole responsibility for damage or loss of samples before we accept them. Samples received after 3PM or on Saturday are considered as received the following business day. If no TAT is marked on COC, AES will proceed with standard TAT. Samples are disposed of 30 days after completion of report unless other arrangements are made.

Matrix Codes: A = Air GW = Groundwater SE = Sediment SO = Soil SW = Surface Water ST=Stormwater WW = Waste Water W = Water (Blanks) DW = Drinking Water (Blanks) O = Other (specify)

Preservative Codes: H+I = Hydrochloric acid + ice I = Ice only N = Nitric acid S+I = Sulfuric acid + ice S/M+I = Sodium Bisulfate/Methanol + ice O = Other (specify) NA = None

4.30.20_COC

White Copy - Original; Yellow Copy - Client

ANALYTICAL ENVIRONMENTAL SERVICES, INC.
AES

Analytical Environmental Services, Inc.
3080 Presidential Drive, Atlanta, GA 30340 Phone: (770)-457-8177

CHAIN OF CUSTODY

Work Order: 2311J94
Page 2 of 3

COMPANY:	ADDRESS:
Petra-Tech Environmental, LLC	2435 East North Street, Suite 1108-202, Greenville, South Carolina 29615
PHONE: 864.436.6322	EMAIL: tslack@petratechenv.com
SAMPLED BY: T Beaver	SIGNATURE:

#	SAMPLE ID	SAMPLED: DATE	SAMPLED: TIME	GRAB	COMPOSITE	MATRIX (see codes)	ANALYSIS REQUESTED: 8260 BTEX+MTBE+N+1,2-DCA+Et-oxy	ANALYSIS REQUESTED: 8011 EDB	PRESERVATION (see codes) H+I	PRESERVATION (see codes) H+I	REMARKS	Number of Containers
1	MW-16I	11.13	1215	X		GW	X	X				
2	MW-17	11.14	1433									
3	MW-17I	11.14	1428									
4	MW-19	11.13	1630									
5	MW-19I	11.13	1619									
6	MW-20	11.14	1035									
7	MW-21	11.14	1330									
8	MW-22	11.14	0944									
9	MW-22I	11.14	0937									
10	MW-23	11.14	1118									
11	MW-23I	11.14	1110									
12	MW-25	11.14	1315									
13	MW-26	11.14	1022									
14	MW-26I	11.14	1015	X		X	X	X				

Visit our website www.aesatlanta.com for downloadable COCs and to log in to your AESAccess account.

RELINQUISHED BY:	DATE/TIME:	RECEIVED BY:	DATE/TIME:
1.		1.	11/16 3:44PM
2.	11/16 9:30PM	2.	11/16 9:30PM
3.		3.	

SPECIAL INSTRUCTIONS/COMMENTS:

SHIPMENT METHOD
OUT: / / VIA: 1.4°C
IN: / / VIA:
Client FedEx UPS US mail (courier)
other:_____

PROJECT INFORMATION
PROJECT NAME: Westside Quick Stop
PROJECT #: 320-8988
SITE ADDRESS: 821 West Parker Road
SEND REPORT TO: tslack@petratechenv.com
INVOICE TO (IF DIFFERENT FROM ABOVE):
QUOTE #:_____ PO#:_____

RECEIPT
Total # of Containers

Turnaround Time (TAT) Request
- [x] Standard
- [ ] 2 Business Day Rush
- [ ] Next Business Day Rush
- [ ] Same-Day Rush (auth req.)
- [ ] Other _____

REGULATORY PROGRAM (if any): SCDHEC UST
DATA PACKAGE: I ○ II ○ III ○ IV ○

Submission of samples to the laboratory constitutes acceptance of AES's Terms & Conditions. Client assumes sole responsibility for damage or loss of samples before we accept them. Samples received after 3PM or on Saturday are considered as received the following business day. If no TAT is marked on COC, AES will proceed with standard TAT. Samples are disposed of 30 days after completion of report unless other arrangements are made.

Matrix Codes: A = Air GW = Groundwater SE = Sediment SO = Soil SW = Surface Water ST=Stormwater WW = Waste Water W = Water (Blanks) DW = Drinking Water (Blanks) O = Other (specify)

Preservative Codes: H+I = Hydrochloric acid + ice I = Ice only N = Nitric acid S+I = Sulfuric acid + ice S/M+I = Sodium Bisulfate/Methanol + ice O = Other (specify) NA = None

4.30.20_COC

White Copy - Original; Yellow Copy - Client

Analytical Environmental Services, Inc.
3080 Presidential Drive, Atlanta, GA 30340 Phone: (770)-457-8177

CHAIN OF CUSTODY

Work Order: 2311J94
Page 3 of 3

COMPANY:	ADDRESS:
Petra-Tech Environmental, LLC	2435 East North Street, Suite 1108-202, Greenville, South Carolina 29615
PHONE: 864.436.6322	EMAIL: tslack@petratechenv.com
SAMPLED BY: T Beaver	SIGNATURE: [signature]

ANALYSIS REQUESTED: 8260 BTEX+M+N+1,2-DCA+8-oxy; 8011 EDB

Visit our website www.aesatlanta.com for downloadable COCs and to log in to your AESAccess account.

#	SAMPLE ID	SAMPLED: DATE	SAMPLED: TIME	GRAB	COMPOSITE	MATRIX (see codes)	8260 BTEX+M+N+1,2-DCA+8-oxy (PRESERVATION (see codes))	8011 EDB (PRESERVATION (see codes))	REMARKS	Number of Containers
1	MW-27	11.13	1531	X		GW	X	X		
2	MW-28	11.13	1350							
3	BW-03	11.14	1345							
4	MW-X	11.14	0900							
5	MW-XB	11.14	0849							
6	DUP-A	11.14	0902							
7	DUP-B	11.14	1334			X				
8	F.B.1	11.13	1215			W				
9	F.B.2	11.14	1030	X		W		X		
10	T.B.	—	—	—		W				
11	T.B	—	—	—		W				
12	T.B	—	—	—		W	X			
13										
14										

RELINQUISHED BY:	DATE/TIME:	RECEIVED BY:	DATE/TIME:
1.		1. [signature]	11/16 3:44PM
2. [signature]	11/16 9:30PM	2. [signature]	11/16 9:30PM
3.		3.	

SPECIAL INSTRUCTIONS/COMMENTS:

SHIPMENT METHOD
OUT: / / VIA: 1.4°C
IN: / / VIA:
Client FedEx UPS US mail courier
other: _____

PROJECT INFORMATION
PROJECT NAME: Westside Quick Stop
PROJECT #: J22-898d
SITE ADDRESS: 921 West Parker Road
SEND REPORT TO: tslack@petratechenv.com
INVOICE TO (IF DIFFERENT FROM ABOVE):
QUOTE #: _____ PO#: _____

RECEIPT
Total # of Containers

Turnaround Time (TAT) Request
- [x] Standard
- [ ] 2 Business Day Rush
- [ ] Next Business Day Rush
- [ ] Same-Day Rush (auth req.)
- [ ] Other _____

REGULATORY PROGRAM (if any): SCDHEC UST
DATA PACKAGE: I ○ II ○ III ○ IV ○

Submission of samples to the laboratory constitutes acceptance of AES's Terms & Conditions. Client assumes sole responsibility for damage or loss of samples before we accept them. Samples received after 3PM or on Saturday are considered as received the following business day. If no TAT is marked on COC, AES will proceed with standard TAT. Samples are disposed of 30 days after completion of report unless other arrangements are made.

Matrix Codes: A = Air GW = Groundwater SE = Sediment SO = Soil SW = Surface Water ST=Stormwater WW = Waste Water W = Water (Blanks) DW = Drinking Water (Blanks) O = Other (specify)

Preservative Codes: H+I = Hydrochloric acid + ice I = Ice only N = Nitric acid S+I = Sulfuric acid + ice S/M+I = Sodium Bisulfate/Methanol + ice O = Other (specify) NA = None

4.30.20_COC

White Copy - Original; Yellow Copy - Client

Client: Petra-Tech Environmental, LLC
Project: Westside Quick Step
Lab ID: 2311J94

Case Narrative

Sample Receiving Nonconformance:

Sample information on the Chain of Custody (COC) did not match that on the sample bottle labels for sample 2311J94-027. Sample had the ID MW-22 on the bottle label, but was logged in as MW-26 using the sample ID from the COC. The sample was confirmed by the collection date and time.

Sample MW-27I / 2311J94-041A was received but was not listed on the COC. Sample was logged in using the information present on the sample bottle label and placed on hold. Extra sample was logged in and analyzed per client request on 11/20/23 at 10:31AM.

Analytical Environmental Services, Inc **Date:** 28-Nov-23

Client:	Petra-Tech Environmental, LLC	**Client Sample ID:**	MW-02
Project Name:	Westside Quick Step	**Collection Date:**	11/14/2023 1:05:00 PM
Lab ID:	2311J94-001	**Matrix:**	Groundwater

Analyses	Result	Reporting Limit	Qual	Units	BatchID	Dilution Factor	Date Analyzed	Analyst
Volatile Organic Compounds SW8260D				**(SW5030B)**				
Benzene	69	1.0		ug/L	366925	1	11/20/2023 20:19	AV
Toluene	5.7	1.0		ug/L	366925	1	11/20/2023 20:19	AV
Ethylbenzene	1.5	1.0		ug/L	366925	1	11/20/2023 20:19	AV
Xylenes, Total	15	1.0		ug/L	366925	1	11/20/2023 20:19	AV
Methyl tert-butyl ether	BRL	1.0		ug/L	366925	1	11/20/2023 20:19	AV
Naphthalene	BRL	5.0		ug/L	366925	1	11/20/2023 20:19	AV
1,2-Dichloroethane	BRL	1.0		ug/L	366925	1	11/20/2023 20:19	AV
Ethyl tert-butyl ether	BRL	10		ug/L	366925	1	11/20/2023 20:19	AV
tert-Amyl methyl ether	BRL	10		ug/L	366925	1	11/20/2023 20:19	AV
Isopropyl ether	BRL	10		ug/L	366925	1	11/20/2023 20:19	AV
tert-Butyl Alcohol	BRL	100		ug/L	366925	1	11/20/2023 20:19	AV
tert-Amyl alcohol	BRL	100		ug/L	366925	1	11/20/2023 20:19	AV
tert-Butyl formate	BRL	100		ug/L	366925	1	11/20/2023 20:19	AV
Ethanol	BRL	100		ug/L	366925	1	11/20/2023 20:19	AV
3,3-Dimethyl-1-butanol	BRL	100		ug/L	366925	1	11/20/2023 20:19	AV
Surr: 4-Bromofluorobenzene	95.3	70-126		%REC	366925	1	11/20/2023 20:19	AV
Surr: Dibromofluoromethane	94.4	77-121		%REC	366925	1	11/20/2023 20:19	AV
Surr: Toluene-d8	101	78.6-119		%REC	366925	1	11/20/2023 20:19	AV
MICRO-EXTRACTABLE VOLATILE ORGANICS SW8011				**(SW8011)**				
1,2-Dibromoethane	BRL	0.020		ug/L	366938	1	11/20/2023 19:39	TB
Surr: 4-Bromofluorobenzene	149	69.7-138	S	%REC	366938	1	11/20/2023 19:39	TB

Qualifiers:

*	Value exceeds maximum contaminant level	E	Estimated (value above quantitation range)
BRL	Below reporting limit	S	Spike Recovery outside limits due to matrix
H	Holding times for preparation or analysis exceeded	Narr	See case narrative
N	Analyte not NELAC certified	F	Analyzed in the lab which is a deviation from the method
B	Analyte detected in the associated method blank	<	Less than Result value
>	Greater than Result value	J	Estimated value detected below Reporting Limit

Analytical Environmental Services, Inc **Date:** 28-Nov-23

Client:	Petra-Tech Environmental, LLC	**Client Sample ID:**	MW-03
Project Name:	Westside Quick Step	**Collection Date:**	11/13/2023 3:40:00 PM
Lab ID:	2311J94-002	**Matrix:**	Groundwater

Analyses	Result	Reporting Limit	Qual	Units	BatchID	Dilution Factor	Date Analyzed	Analyst
Volatile Organic Compounds SW8260D				**(SW5030B)**				
Benzene	BRL	1.0		ug/L	366925	1	11/18/2023 22:33	AV
Toluene	BRL	1.0		ug/L	366925	1	11/18/2023 22:33	AV
Ethylbenzene	BRL	1.0		ug/L	366925	1	11/18/2023 22:33	AV
Xylenes, Total	BRL	1.0		ug/L	366925	1	11/18/2023 22:33	AV
Methyl tert-butyl ether	BRL	1.0		ug/L	366925	1	11/18/2023 22:33	AV
Naphthalene	BRL	5.0		ug/L	366925	1	11/18/2023 22:33	AV
1,2-Dichloroethane	BRL	1.0		ug/L	366925	1	11/18/2023 22:33	AV
Ethyl tert-butyl ether	BRL	10		ug/L	366925	1	11/18/2023 22:33	AV
tert-Amyl methyl ether	BRL	10		ug/L	366925	1	11/18/2023 22:33	AV
Isopropyl ether	BRL	10		ug/L	366925	1	11/18/2023 22:33	AV
tert-Butyl Alcohol	BRL	100		ug/L	366925	1	11/18/2023 22:33	AV
tert-Amyl alcohol	BRL	100		ug/L	366925	1	11/18/2023 22:33	AV
tert-Butyl formate	BRL	100		ug/L	366925	1	11/18/2023 22:33	AV
Ethanol	BRL	100		ug/L	366925	1	11/18/2023 22:33	AV
3,3-Dimethyl-1-butanol	BRL	100		ug/L	366925	1	11/18/2023 22:33	AV
Surr: 4-Bromofluorobenzene	96.5	70-126		%REC	366925	1	11/18/2023 22:33	AV
Surr: Dibromofluoromethane	95.5	77-121		%REC	366925	1	11/18/2023 22:33	AV
Surr: Toluene-d8	87.5	78.6-119		%REC	366925	1	11/18/2023 22:33	AV
MICRO-EXTRACTABLE VOLATILE ORGANICS SW8011				**(SW8011)**				
1,2-Dibromoethane	BRL	0.020		ug/L	366938	1	11/20/2023 20:13	TB
Surr: 4-Bromofluorobenzene	113	69.7-138		%REC	366938	1	11/20/2023 20:13	TB

Qualifiers:

*	Value exceeds maximum contaminant level	E	Estimated (value above quantitation range)
BRL	Below reporting limit	S	Spike Recovery outside limits due to matrix
H	Holding times for preparation or analysis exceeded	Narr	See case narrative
N	Analyte not NELAC certified	F	Analyzed in the lab which is a deviation from the method
B	Analyte detected in the associated method blank	<	Less than Result value
>	Greater than Result value	J	Estimated value detected below Reporting Limit

Analytical Environmental Services, Inc **Date:** 28-Nov-23

Client:	Petra-Tech Environmental, LLC	**Client Sample ID:**	MW-04
Project Name:	Westside Quick Step	**Collection Date:**	11/14/2023 12:10:00 PM
Lab ID:	2311J94-003	**Matrix:**	Groundwater

Analyses	Result	Reporting Limit	Qual	Units	BatchID	Dilution Factor	Date Analyzed	Analyst
Volatile Organic Compounds SW8260D				**(SW5030B)**				
Benzene	BRL	1.0		ug/L	366925	1	11/18/2023 22:56	AV
Toluene	BRL	1.0		ug/L	366925	1	11/18/2023 22:56	AV
Ethylbenzene	BRL	1.0		ug/L	366925	1	11/18/2023 22:56	AV
Xylenes, Total	BRL	1.0		ug/L	366925	1	11/18/2023 22:56	AV
Methyl tert-butyl ether	BRL	1.0		ug/L	366925	1	11/18/2023 22:56	AV
Naphthalene	BRL	5.0		ug/L	366925	1	11/18/2023 22:56	AV
1,2-Dichloroethane	BRL	1.0		ug/L	366925	1	11/18/2023 22:56	AV
Ethyl tert-butyl ether	BRL	10		ug/L	366925	1	11/18/2023 22:56	AV
tert-Amyl methyl ether	BRL	10		ug/L	366925	1	11/18/2023 22:56	AV
Isopropyl ether	BRL	10		ug/L	366925	1	11/18/2023 22:56	AV
tert-Butyl Alcohol	BRL	100		ug/L	366925	1	11/18/2023 22:56	AV
tert-Amyl alcohol	BRL	100		ug/L	366925	1	11/18/2023 22:56	AV
tert-Butyl formate	BRL	100		ug/L	366925	1	11/18/2023 22:56	AV
Ethanol	BRL	100		ug/L	366925	1	11/18/2023 22:56	AV
3,3-Dimethyl-1-butanol	BRL	100		ug/L	366925	1	11/18/2023 22:56	AV
Surr: 4-Bromofluorobenzene	84.6	70-126		%REC	366925	1	11/18/2023 22:56	AV
Surr: Dibromofluoromethane	95.3	77-121		%REC	366925	1	11/18/2023 22:56	AV
Surr: Toluene-d8	100	78.6-119		%REC	366925	1	11/18/2023 22:56	AV
MICRO-EXTRACTABLE VOLATILE ORGANICS SW8011				**(SW8011)**				
1,2-Dibromoethane	BRL	0.020		ug/L	366938	1	11/20/2023 20:48	TB
Surr: 4-Bromofluorobenzene	114	69.7-138		%REC	366938	1	11/20/2023 20:48	TB

Qualifiers:

*	Value exceeds maximum contaminant level	E	Estimated (value above quantitation range)
BRL	Below reporting limit	S	Spike Recovery outside limits due to matrix
H	Holding times for preparation or analysis exceeded	Narr	See case narrative
N	Analyte not NELAC certified	F	Analyzed in the lab which is a deviation from the method
B	Analyte detected in the associated method blank	<	Less than Result value
>	Greater than Result value	J	Estimated value detected below Reporting Limit

Analytical Environmental Services, Inc **Date:** 28-Nov-23

Client:	Petra-Tech Environmental, LLC	**Client Sample ID:**	MW-04I
Project Name:	Westside Quick Step	**Collection Date:**	11/14/2023 11:55:00 AM
Lab ID:	2311J94-004	**Matrix:**	Groundwater

Analyses	Result	Reporting Limit	Qual	Units	BatchID	Dilution Factor	Date Analyzed	Analyst
Volatile Organic Compounds SW8260D				**(SW5030B)**				
Benzene	BRL	1.0		ug/L	366925	1	11/18/2023 23:19	AV
Toluene	BRL	1.0		ug/L	366925	1	11/18/2023 23:19	AV
Ethylbenzene	BRL	1.0		ug/L	366925	1	11/18/2023 23:19	AV
Xylenes, Total	BRL	1.0		ug/L	366925	1	11/18/2023 23:19	AV
Methyl tert-butyl ether	BRL	1.0		ug/L	366925	1	11/18/2023 23:19	AV
Naphthalene	BRL	5.0		ug/L	366925	1	11/18/2023 23:19	AV
1,2-Dichloroethane	BRL	1.0		ug/L	366925	1	11/18/2023 23:19	AV
Ethyl tert-butyl ether	BRL	10		ug/L	366925	1	11/18/2023 23:19	AV
tert-Amyl methyl ether	BRL	10		ug/L	366925	1	11/18/2023 23:19	AV
Isopropyl ether	BRL	10		ug/L	366925	1	11/18/2023 23:19	AV
tert-Butyl Alcohol	BRL	100		ug/L	366925	1	11/18/2023 23:19	AV
tert-Amyl alcohol	BRL	100		ug/L	366925	1	11/18/2023 23:19	AV
tert-Butyl formate	BRL	100		ug/L	366925	1	11/18/2023 23:19	AV
Ethanol	BRL	100		ug/L	366925	1	11/18/2023 23:19	AV
3,3-Dimethyl-1-butanol	BRL	100		ug/L	366925	1	11/18/2023 23:19	AV
Surr: 4-Bromofluorobenzene	84	70-126		%REC	366925	1	11/18/2023 23:19	AV
Surr: Dibromofluoromethane	95.8	77-121		%REC	366925	1	11/18/2023 23:19	AV
Surr: Toluene-d8	99.7	78.6-119		%REC	366925	1	11/18/2023 23:19	AV
MICRO-EXTRACTABLE VOLATILE ORGANICS SW8011				**(SW8011)**				
1,2-Dibromoethane	BRL	0.020		ug/L	366938	1	11/20/2023 21:22	TB
Surr: 4-Bromofluorobenzene	114	69.7-138		%REC	366938	1	11/20/2023 21:22	TB

Qualifiers:

*	Value exceeds maximum contaminant level	E	Estimated (value above quantitation range)
BRL	Below reporting limit	S	Spike Recovery outside limits due to matrix
H	Holding times for preparation or analysis exceeded	Narr	See case narrative
N	Analyte not NELAC certified	F	Analyzed in the lab which is a deviation from the method
B	Analyte detected in the associated method blank	<	Less than Result value
>	Greater than Result value	J	Estimated value detected below Reporting Limit

Analytical Environmental Services, Inc **Date:** 28-Nov-23

Client:	Petra-Tech Environmental, LLC	**Client Sample ID:**	MW-06
Project Name:	Westside Quick Step	**Collection Date:**	11/13/2023 1:11:00 PM
Lab ID:	2311J94-005	**Matrix:**	Groundwater

Analyses	Result	Reporting Limit	Qual	Units	BatchID	Dilution Factor	Date Analyzed	Analyst
Volatile Organic Compounds SW8260D				**(SW5030B)**				
Benzene	BRL	1.0		ug/L	366925	1	11/18/2023 23:42	AV
Toluene	BRL	1.0		ug/L	366925	1	11/18/2023 23:42	AV
Ethylbenzene	BRL	1.0		ug/L	366925	1	11/18/2023 23:42	AV
Xylenes, Total	BRL	1.0		ug/L	366925	1	11/18/2023 23:42	AV
Methyl tert-butyl ether	BRL	1.0		ug/L	366925	1	11/18/2023 23:42	AV
Naphthalene	BRL	5.0		ug/L	366925	1	11/18/2023 23:42	AV
1,2-Dichloroethane	BRL	1.0		ug/L	366925	1	11/18/2023 23:42	AV
Ethyl tert-butyl ether	BRL	10		ug/L	366925	1	11/18/2023 23:42	AV
tert-Amyl methyl ether	BRL	10		ug/L	366925	1	11/18/2023 23:42	AV
Isopropyl ether	BRL	10		ug/L	366925	1	11/18/2023 23:42	AV
tert-Butyl Alcohol	BRL	100		ug/L	366925	1	11/18/2023 23:42	AV
tert-Amyl alcohol	BRL	100		ug/L	366925	1	11/18/2023 23:42	AV
tert-Butyl formate	BRL	100		ug/L	366925	1	11/18/2023 23:42	AV
Ethanol	BRL	100		ug/L	366925	1	11/18/2023 23:42	AV
3,3-Dimethyl-1-butanol	BRL	100		ug/L	366925	1	11/18/2023 23:42	AV
Surr: 4-Bromofluorobenzene	94.9	70-126		%REC	366925	1	11/18/2023 23:42	AV
Surr: Dibromofluoromethane	95.3	77-121		%REC	366925	1	11/18/2023 23:42	AV
Surr: Toluene-d8	100	78.6-119		%REC	366925	1	11/18/2023 23:42	AV
MICRO-EXTRACTABLE VOLATILE ORGANICS SW8011				**(SW8011)**				
1,2-Dibromoethane	BRL	0.020		ug/L	366938	1	11/20/2023 21:40	TB
Surr: 4-Bromofluorobenzene	116	69.7-138		%REC	366938	1	11/20/2023 21:40	TB

Qualifiers:

*	Value exceeds maximum contaminant level	E	Estimated (value above quantitation range)
BRL	Below reporting limit	S	Spike Recovery outside limits due to matrix
H	Holding times for preparation or analysis exceeded	Narr	See case narrative
N	Analyte not NELAC certified	F	Analyzed in the lab which is a deviation from the method
B	Analyte detected in the associated method blank	<	Less than Result value
>	Greater than Result value	J	Estimated value detected below Reporting Limit

Analytical Environmental Services, Inc **Date:** 28-Nov-23

Client:	Petra-Tech Environmental, LLC	**Client Sample ID:**	MW-08
Project Name:	Westside Quick Step	**Collection Date:**	11/13/2023 2:03:00 PM
Lab ID:	2311J94-006	**Matrix:**	Groundwater

Analyses	Result	Reporting Limit	Qual	Units	BatchID	Dilution Factor	Date Analyzed	Analyst
Volatile Organic Compounds SW8260D				**(SW5030B)**				
Benzene	BRL	1.0		ug/L	366925	1	11/19/2023 00:04	AV
Toluene	BRL	1.0		ug/L	366925	1	11/19/2023 00:04	AV
Ethylbenzene	BRL	1.0		ug/L	366925	1	11/19/2023 00:04	AV
Xylenes, Total	BRL	1.0		ug/L	366925	1	11/19/2023 00:04	AV
Methyl tert-butyl ether	BRL	1.0		ug/L	366925	1	11/19/2023 00:04	AV
Naphthalene	BRL	5.0		ug/L	366925	1	11/19/2023 00:04	AV
1,2-Dichloroethane	BRL	1.0		ug/L	366925	1	11/19/2023 00:04	AV
Ethyl tert-butyl ether	BRL	10		ug/L	366925	1	11/19/2023 00:04	AV
tert-Amyl methyl ether	BRL	10		ug/L	366925	1	11/19/2023 00:04	AV
Isopropyl ether	BRL	10		ug/L	366925	1	11/19/2023 00:04	AV
tert-Butyl Alcohol	BRL	100		ug/L	366925	1	11/19/2023 00:04	AV
tert-Amyl alcohol	BRL	100		ug/L	366925	1	11/19/2023 00:04	AV
tert-Butyl formate	BRL	100		ug/L	366925	1	11/19/2023 00:04	AV
Ethanol	BRL	100		ug/L	366925	1	11/19/2023 00:04	AV
3,3-Dimethyl-1-butanol	BRL	100		ug/L	366925	1	11/19/2023 00:04	AV
Surr: 4-Bromofluorobenzene	88	70-126		%REC	366925	1	11/19/2023 00:04	AV
Surr: Dibromofluoromethane	96	77-121		%REC	366925	1	11/19/2023 00:04	AV
Surr: Toluene-d8	100	78.6-119		%REC	366925	1	11/19/2023 00:04	AV
MICRO-EXTRACTABLE VOLATILE ORGANICS SW8011				**(SW8011)**				
1,2-Dibromoethane	BRL	0.020		ug/L	366938	1	11/20/2023 21:57	TB
Surr: 4-Bromofluorobenzene	117	69.7-138		%REC	366938	1	11/20/2023 21:57	TB

Qualifiers:

*	Value exceeds maximum contaminant level	E	Estimated (value above quantitation range)
BRL	Below reporting limit	S	Spike Recovery outside limits due to matrix
H	Holding times for preparation or analysis exceeded	Narr	See case narrative
N	Analyte not NELAC certified	F	Analyzed in the lab which is a deviation from the method
B	Analyte detected in the associated method blank	<	Less than Result value
>	Greater than Result value	J	Estimated value detected below Reporting Limit

Analytical Environmental Services, Inc **Date:** 28-Nov-23

Client:	Petra-Tech Environmental, LLC	**Client Sample ID:**	MW-09
Project Name:	Westside Quick Step	**Collection Date:**	11/13/2023 2:12:00 PM
Lab ID:	2311J94-007	**Matrix:**	Groundwater

Analyses	Result	Reporting Limit	Qual	Units	BatchID	Dilution Factor	Date Analyzed	Analyst
Volatile Organic Compounds SW8260D				**(SW5030B)**				
Benzene	BRL	1.0		ug/L	366925	1	11/19/2023 00:27	AV
Toluene	BRL	1.0		ug/L	366925	1	11/19/2023 00:27	AV
Ethylbenzene	BRL	1.0		ug/L	366925	1	11/19/2023 00:27	AV
Xylenes, Total	BRL	1.0		ug/L	366925	1	11/19/2023 00:27	AV
Methyl tert-butyl ether	BRL	1.0		ug/L	366925	1	11/19/2023 00:27	AV
Naphthalene	BRL	5.0		ug/L	366925	1	11/19/2023 00:27	AV
1,2-Dichloroethane	BRL	1.0		ug/L	366925	1	11/19/2023 00:27	AV
Ethyl tert-butyl ether	BRL	10		ug/L	366925	1	11/19/2023 00:27	AV
tert-Amyl methyl ether	BRL	10		ug/L	366925	1	11/19/2023 00:27	AV
Isopropyl ether	BRL	10		ug/L	366925	1	11/19/2023 00:27	AV
tert-Butyl Alcohol	BRL	100		ug/L	366925	1	11/19/2023 00:27	AV
tert-Amyl alcohol	BRL	100		ug/L	366925	1	11/19/2023 00:27	AV
tert-Butyl formate	BRL	100		ug/L	366925	1	11/19/2023 00:27	AV
Ethanol	BRL	100		ug/L	366925	1	11/19/2023 00:27	AV
3,3-Dimethyl-1-butanol	BRL	100		ug/L	366925	1	11/19/2023 00:27	AV
Surr: 4-Bromofluorobenzene	95.5	70-126		%REC	366925	1	11/19/2023 00:27	AV
Surr: Dibromofluoromethane	95.1	77-121		%REC	366925	1	11/19/2023 00:27	AV
Surr: Toluene-d8	100	78.6-119		%REC	366925	1	11/19/2023 00:27	AV
MICRO-EXTRACTABLE VOLATILE ORGANICS SW8011				**(SW8011)**				
1,2-Dibromoethane	BRL	0.020		ug/L	366938	1	11/20/2023 22:14	TB
Surr: 4-Bromofluorobenzene	118	69.7-138		%REC	366938	1	11/20/2023 22:14	TB

Qualifiers:

*	Value exceeds maximum contaminant level	E	Estimated (value above quantitation range)
BRL	Below reporting limit	S	Spike Recovery outside limits due to matrix
H	Holding times for preparation or analysis exceeded	Narr	See case narrative
N	Analyte not NELAC certified	F	Analyzed in the lab which is a deviation from the method
B	Analyte detected in the associated method blank	<	Less than Result value
>	Greater than Result value	J	Estimated value detected below Reporting Limit

Analytical Environmental Services, Inc **Date:** 28-Nov-23

Client:	Petra-Tech Environmental, LLC	**Client Sample ID:**	MW-10
Project Name:	Westside Quick Step	**Collection Date:**	11/13/2023 2:27:00 PM
Lab ID:	2311J94-008	**Matrix:**	Groundwater

Analyses	Result	Reporting Limit	Qual	Units	BatchID	Dilution Factor	Date Analyzed	Analyst
Volatile Organic Compounds SW8260D				**(SW5030B)**				
Benzene	BRL	1.0		ug/L	366925	1	11/19/2023 00:49	AV
Toluene	BRL	1.0		ug/L	366925	1	11/19/2023 00:49	AV
Ethylbenzene	BRL	1.0		ug/L	366925	1	11/19/2023 00:49	AV
Xylenes, Total	BRL	1.0		ug/L	366925	1	11/19/2023 00:49	AV
Methyl tert-butyl ether	BRL	1.0		ug/L	366925	1	11/19/2023 00:49	AV
Naphthalene	BRL	5.0		ug/L	366925	1	11/19/2023 00:49	AV
1,2-Dichloroethane	BRL	1.0		ug/L	366925	1	11/19/2023 00:49	AV
Ethyl tert-butyl ether	BRL	10		ug/L	366925	1	11/19/2023 00:49	AV
tert-Amyl methyl ether	BRL	10		ug/L	366925	1	11/19/2023 00:49	AV
Isopropyl ether	BRL	10		ug/L	366925	1	11/19/2023 00:49	AV
tert-Butyl Alcohol	BRL	100		ug/L	366925	1	11/19/2023 00:49	AV
tert-Amyl alcohol	BRL	100		ug/L	366925	1	11/19/2023 00:49	AV
tert-Butyl formate	BRL	100		ug/L	366925	1	11/19/2023 00:49	AV
Ethanol	BRL	100		ug/L	366925	1	11/19/2023 00:49	AV
3,3-Dimethyl-1-butanol	BRL	100		ug/L	366925	1	11/19/2023 00:49	AV
Surr: 4-Bromofluorobenzene	95.3	70-126		%REC	366925	1	11/19/2023 00:49	AV
Surr: Dibromofluoromethane	95.2	77-121		%REC	366925	1	11/19/2023 00:49	AV
Surr: Toluene-d8	100	78.6-119		%REC	366925	1	11/19/2023 00:49	AV
MICRO-EXTRACTABLE VOLATILE ORGANICS SW8011				**(SW8011)**				
1,2-Dibromoethane	BRL	0.020		ug/L	366938	1	11/20/2023 22:32	TB
Surr: 4-Bromofluorobenzene	115	69.7-138		%REC	366938	1	11/20/2023 22:32	TB

Qualifiers:

*	Value exceeds maximum contaminant level	E	Estimated (value above quantitation range)
BRL	Below reporting limit	S	Spike Recovery outside limits due to matrix
H	Holding times for preparation or analysis exceeded	Narr	See case narrative
N	Analyte not NELAC certified	F	Analyzed in the lab which is a deviation from the method
B	Analyte detected in the associated method blank	<	Less than Result value
>	Greater than Result value	J	Estimated value detected below Reporting Limit