TABLE 2
POTENTIOMETRIC DATA
MAY 19, 2025 SAMPLING EVENT
UST - UNKNOWN 14324
SENECA, SOUTH CAROLINA
MECI PROJECT# 25-8504
UST PERMIT# 14324

Well Number	Sample Date	Screened Interval (ft BGS)	Depth to Product (ft)	Depth to Water (ft)	Product Thickness (ft)	Well-head Elevation	Groundwater Elevation
MW-23	6/24/2015	30-40	---	35.71	---	943.11	907.40
	5/30/2018		---	DRY	---		DRY
	4/7/2020		---	36.39	---		906.72
	8/3/2022		---	39.05	---		904.06
	4/24/2023		---	37.75	---		905.36
	10/16/2024		---	DRY	---		DRY
	5/19/2025		---	DRY	---		DRY
MW-24	6/24/2015	30-40	---	33.30	---	938.76	905.46
	5/30/2018		---	31.90	---		906.86
	4/7/2020		---	26.62	---		912.14
	8/3/2022		---	29.97	---		908.79
	4/25/2023		---	30.60	---		908.16
	10/16/2024		---	34.42	---		904.34
	5/19/2025		---	31.20	---		907.56
MW-25	6/24/2015	30-40	---	31.57	---	938.88	907.31
	5/30/2018		---	26.48	---		912.40
	4/7/2020		---	21.32	---		917.56
	8/3/2022		---	25.13	---		913.75
	4/25/2023		---	30.43	---		908.45
	10/16/2024		---	26.63	---		912.25
	5/19/2025		---	30.12	---		908.76
MW-26	6/24/2015	30-40	---	32.86	---	937.04	904.18
	5/30/2018*		29.42	29.52	0.10		907.61
	4/7/2020		---	24.16	---		912.88
	8/3/2022*		27.40	27.75	0.35		909.59
	4/25/2023*		25.95	29.96	4.01		910.49
	10/16/2024		---	30.16	---		906.88
	5/19/2025		---	30.35	---		906.69
MW-27	4/7/2020	30-40	---	29.66	---	938.17	908.51
	8/3/2022		---	32.66	---		905.51
	4/24/2023		---	30.18	---		907.99
	10/16/2024		---	34.55	---		903.62
	5/19/2025		---	33.84	---		904.33
MW-28	4/7/2020	32-42	---	33.43	---	940.86	907.43
	8/3/2022		---	36.51	---		904.35
	4/24/2023		---	34.89	---		905.97
	10/16/2024		---	34.85	---		906.01
	5/19/2025		---	37.64	---		903.22
MW-29	4/7/2020	35-45	---	36.14	---	943.12	906.98
	8/3/2022		---	38.83	---		904.29
	4/24/2023		---	37.54	---		905.58
	10/16/2024		---	40.29	---		902.83
	5/19/2025		---	39.97	---		903.15
MW-30	8/3/2022	39-49	---	DRY	---	ABANDONED	ABANDONED
	4/25/2023		---	ABANDONED	---		ABANDONED
MW-31	8/3/2022	30-40	---	39.42	---	935.75	896.33
	4/24/2023		---	37.84	---		897.91
	10/16/2024		---	DRY	---		DRY
	5/19/2025		---	39.45	---		896.30
MW-32	8/3/2022	30-40	---	34.55	---	937.28	902.73
	4/24/2023		---	34.14	---		903.14
	10/16/2024		---	36.30	---		900.98
	5/19/2025		---	36.11	---		901.17
DW-1	6/24/2015	60-65	---	32.67	---	937.18	904.51
	5/30/2018		---	34.19	---		902.99
	4/7/2020		---	29.29	---		907.89
	8/3/2022		---	32.28	---		904.90
	4/24/2023		---	30.08	---		907.10
	10/16/2024		---	35.83	---		901.35
	5/19/2025		---	33.31	---		903.87

TABLE 2
POTENTIOMETRIC DATA
MAY 19, 2025 SAMPLING EVENT
UST - UNKNOWN 14324
SENECA, SOUTH CAROLINA
MECI PROJECT# 25-8504
UST PERMIT# 14324

Well Number	Sample Date	Screened Interval (ft BGS)	Depth to Product (ft)	Depth to Water (ft)	Product Thickness (ft)	Well-head Elevation	Groundwater Elevation
DW-2	4/7/2020	60-65	---	35.85	---	942.93	907.08
	8/3/2022		---	38.63	---		904.30
	4/24/2023		---	37.80	---		905.13
	10/16/2024		---	39.99	---		902.94
	5/19/2025		---	40.72	---		902.21
DW-3	4/7/2020	60-65	---	36.15	---	942.98	906.83
	8/3/2022		---	38.99	---		903.99
	4/24/2023		---	37.50	---		905.48
	10/16/2024		---	40.26	---		902.72
	5/19/2025		---	40.03	---		902.95
DW-4	8/3/2022	58-63	---	40.42	---	935.93	895.51
	4/24/2023		---	39.35	---		896.58
	10/16/2024		---	40.59	---		895.34
	5/19/2025		---	40.48	---		895.45
DW-5	8/3/2022	59-64	---	40.38	---	943.99	903.61
	4/25/2023		---	39.13	---		904.86
	10/16/2024		---	42.74	---		901.25
	5/19/2025		---	41.50	---		902.49
DW-6	8/3/2022	60-65	---	34.58	---	937.49	902.91
	4/24/2023		---	33.18	---		904.31
	10/16/2024		---	35.68	---		901.81
	5/19/2025		---	35.34	---		902.15
DDW-1	8/3/2022	80-120	---	57.70	---	962.25	904.55
	4/25/2023		---	60.10	---		902.15
	10/16/2024		---	63.42	---		898.83
	5/19/2025		---	60.99	---		901.26
DDW-2	8/3/2022	85-90	---	58.46	---	935.41	876.95
	4/25/2023		---	37.57	---		897.84
	10/16/2024		---	38.88	---		896.53
	5/19/2025		---	39.02	---		896.39
DDW-3	8/3/2022	85-90	---	40.02	---	943.86	903.84
	4/25/2023		---	39.10	---		904.76
	10/16/2024		---	41.36	---		902.50
	5/19/2025		---	41.03	---		902.83
DDW-4	8/3/2022	80-85	---	34.23	---	937.35	903.12
	4/25/2023		---	32.83	---		904.52
	10/16/2024		---	35.27	---		902.08
	5/19/2025		---	36.13	---		901.22
RW-1	6/24/2015	20-40	---	31.94	---	937.24	905.30
	5/30/2018		---	NL	---		NL
	4/7/2020		---	24.28	---		912.96
	8/3/2022*		27.93	27.95	0.02		909.31
	4/25/2023		---	27.11	---		910.13
	10/16/2024*		29.88	29.90	0.02		907.36
	5/19/2025		---	29.21	---		908.03
RW-2	6/24/2015	20-40	---	32.06	---	937.36	905.30
	5/30/2018		---	29.45	---		907.91
	4/7/2020		---	24.21	---		913.15
	8/3/2022		---	28.37	---		908.99
	4/25/2023		---	26.26	---		911.10
	10/16/2024		---	29.28	---		908.08
	5/19/2025		---	29.40	---		907.96
RW-3	6/24/2015	20-40	---	31.86	---	937.48	905.62
	5/30/2018		---	29.39	---		908.09
	4/7/2020		---	24.20	---		913.28
	8/3/2022*		28.51	28.52	0.01		908.97
	4/25/2023		---	26.87	---		910.61
	10/16/2024*		29.93	29.94	0.01		907.55
	5/19/2025		---	29.75	---		907.73

TABLE 2
POTENTIOMETRIC DATA
MAY 19, 2025 SAMPLING EVENT
UST - UNKNOWN 14324
SENECA, SOUTH CAROLINA
MECI PROJECT# 25-8504
UST PERMIT# 14324

Well Number	Sample Date	Screened Interval (ft BGS)	Depth to Product (ft)	Depth to Water (ft)	Product Thickness (ft)	Well-head Elevation	Groundwater Elevation
RW-4	6/24/2015	20-40	---	31.62	---	937.88	906.26
	5/30/2018		---	30.60	---		907.28
	4/7/2020		---	25.10	---		912.78
	8/3/2022*		28.30	28.31	0.01		909.58
	4/25/2023		---	27.29	---		910.59
	10/16/2024*		30.44	30.46	0.02		907.44
	5/19/2025		---	30.03	---		907.85
RW-5	6/24/2015	20-40	---	31.43	---	938.26	906.83
	5/30/2018		---	30.90	---		907.36
	4/7/2020		---	25.58	---		912.68
	8/3/2022*		28.99	29.00	0.01		909.27
	4/25/2023		---	27.69	---		910.57
	10/16/2024*		32.75	32.76	0.01		905.51
	5/19/2025		30.33	30.35	0.02		907.93
EP-4	8/10/2013	20-35	---	NM	---	936.91	NM
	11/6/2013		---	NM	---		NM
	3/12/2015		---	27.70	---		909.21
	6/24/2015		---	NM	---		NM
	5/30/2018*		29.13	29.24	0.11		907.76
	4/7/2020		---	23.85	---		913.06
	8/3/2022		---	27.83	---		909.08
	4/25/2023		---	26.15	---		910.76
	10/16/2024*		29.54	29.57	0.03		907.37
	5/19/2025		---	28.72	---		908.19
EP-12	8/10/2013	20-35	---	NM	---	937.40	NM
	11/6/2013		---	NM	---		NM
	3/12/2015		---	29.73	---		907.67
	6/24/2015		---	NM	---		NM
	5/30/2018		---	NL	---		NL
	4/7/2020		---	24.91	---		912.49
	8/3/2022		---	29.38	---		908.02
	4/25/2023		---	27.11	---		910.29
	10/16/2024		---	30.33	---		907.07
	5/19/2025		---	21.20	---		916.20
EP-16	8/10/2013	TD: 34.35	---	NM	---	937.88	NM
	11/6/2013		---	NM	---		NM
	3/12/2015		---	28.99	---		908.89
	6/24/2015		---	NM	---		NM
	5/30/2018		---	30.53	---		907.35
	4/7/2020		---	24.96	---		912.92
	8/3/2022*		28.49	28.50	0.01		909.39
	4/25/2023*		27.54	27.56	0.02		910.34
	10/16/2024		---	30.48	---		907.40
	5/19/2025		---	30.16	---		907.72
EP-20	8/10/2013	13-35	---	NM	---	938.07	NM
	11/6/2013		---	NM	---		NM
	3/12/2015		---	29.58	---		908.49
	6/24/2015		---	NM	---		NM
	5/30/2018		---	31.02	---		907.05
	4/7/2020		---	25.66	---		912.41
	8/3/2022		---	29.13	---		908.94
	4/25/2023		---	27.81	---		910.26
	10/16/2024		---	32.32	---		905.75
	5/19/2025		---	30.14	---		907.93

Notes:

1. Groundwater depths were measured from the top of the PVC riser pipe.
2. Site datum based on assumed spot elevation.
3. NM = Not Measured
4. TD = Total Depth
5. DESTROYED = Well has been destroyed
6. ABANDONED = Well has been Abandoned
7. OBSTRUCTION = Well Obstructed
8. DRY = Well Gauged DRY
9. * = Groundwater Elevation corrected for the presence of free product using specific gravity of 0.85.

FIGURES

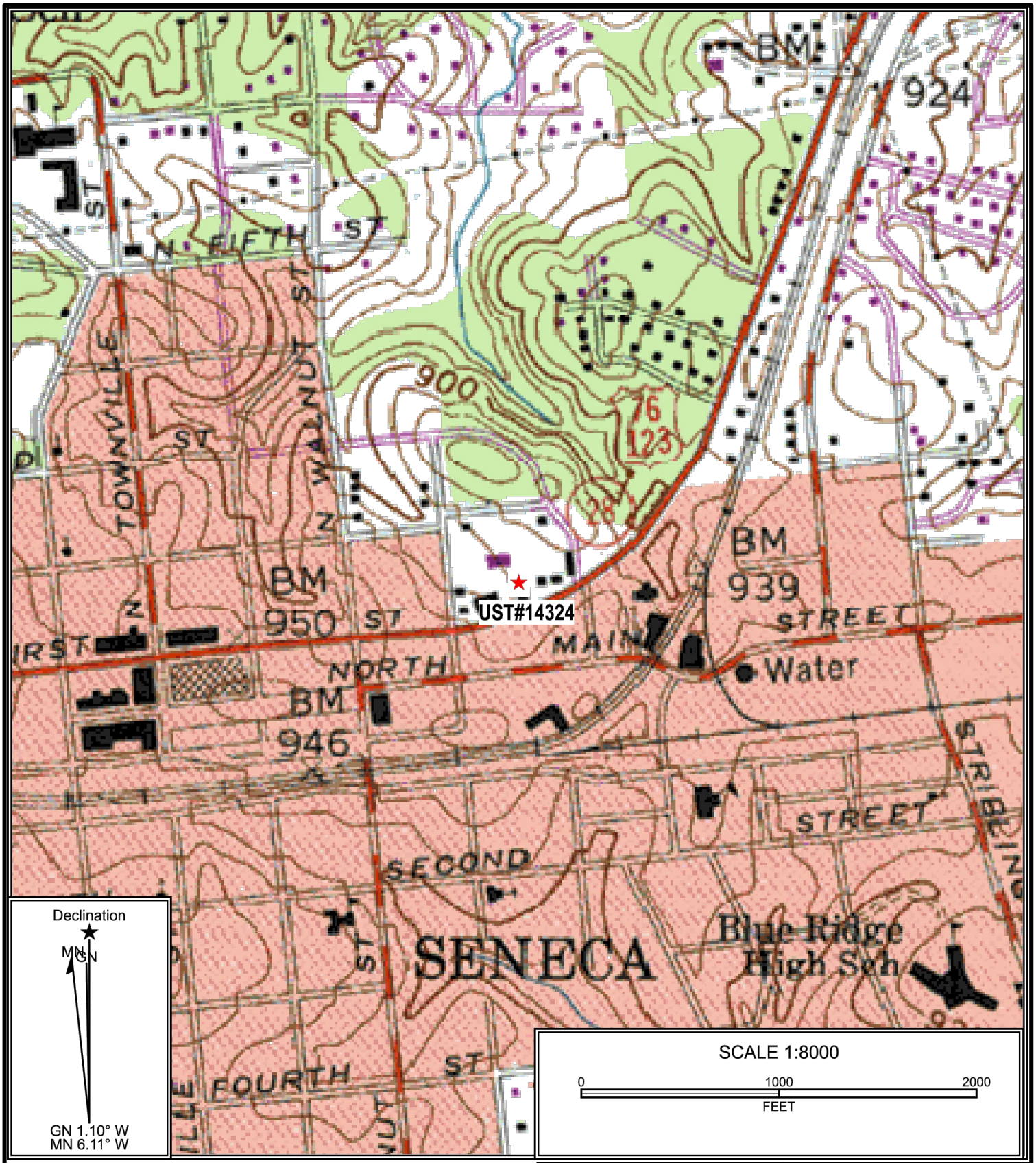

Reference: Seneca, South Carolina
USGS 7.5 Min. Quad
Countour Interval – 20 Feet

Midlands Environmental Consultants, Inc.

Site Location

UST-Unknown #14324
519 East North 1st Street, Seneca, SC
UST Permit# 14324

Figure 1

MECI# 25-8504

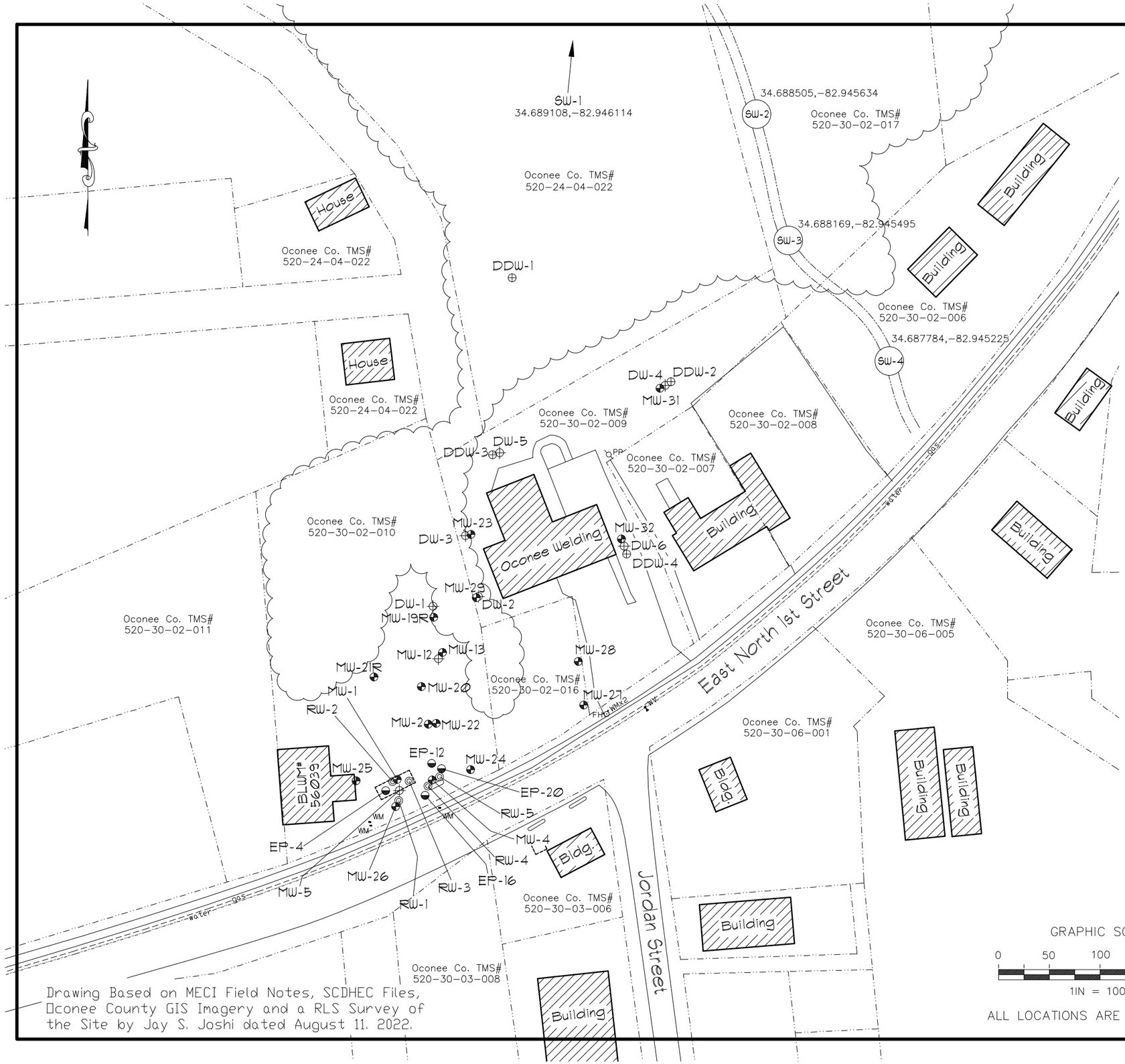

Explanation:

- Location of "Shallow" Monitoring Well
- Location of Telescoping "Intermediate" Monitoring Well
- Location of Telescoping "Deep" Monitoring Well
- Location of 2-inch Extraction Point
- Location of 4-inch Recovery Well
- SW — Location of Surface Water Sample Collection
- Estimated Location of Removed Underground Storage Tanks
- Property Line
- gas — Buried Gas Line
- water — Buried Water Line

GRAPHIC SCALE

0 50 100 150 200

1IN = 100FT

ALL LOCATIONS ARE APPROXIMATE

Drawing Based on MECI Field Notes, SCDHEC Files, Oconee County GIS Imagery and a RLS Survey of the Site by Jay S. Joshi dated August 11. 2022.

Site Base Map

UST-Unknown 14324
519 East North 1st Street
Seneca, South Carolina
UST Permit# 14324

Midlands Environmental Consultants, Inc.

JOB NO. 25-8504
DATE June 3, 2025
FIGURE 2

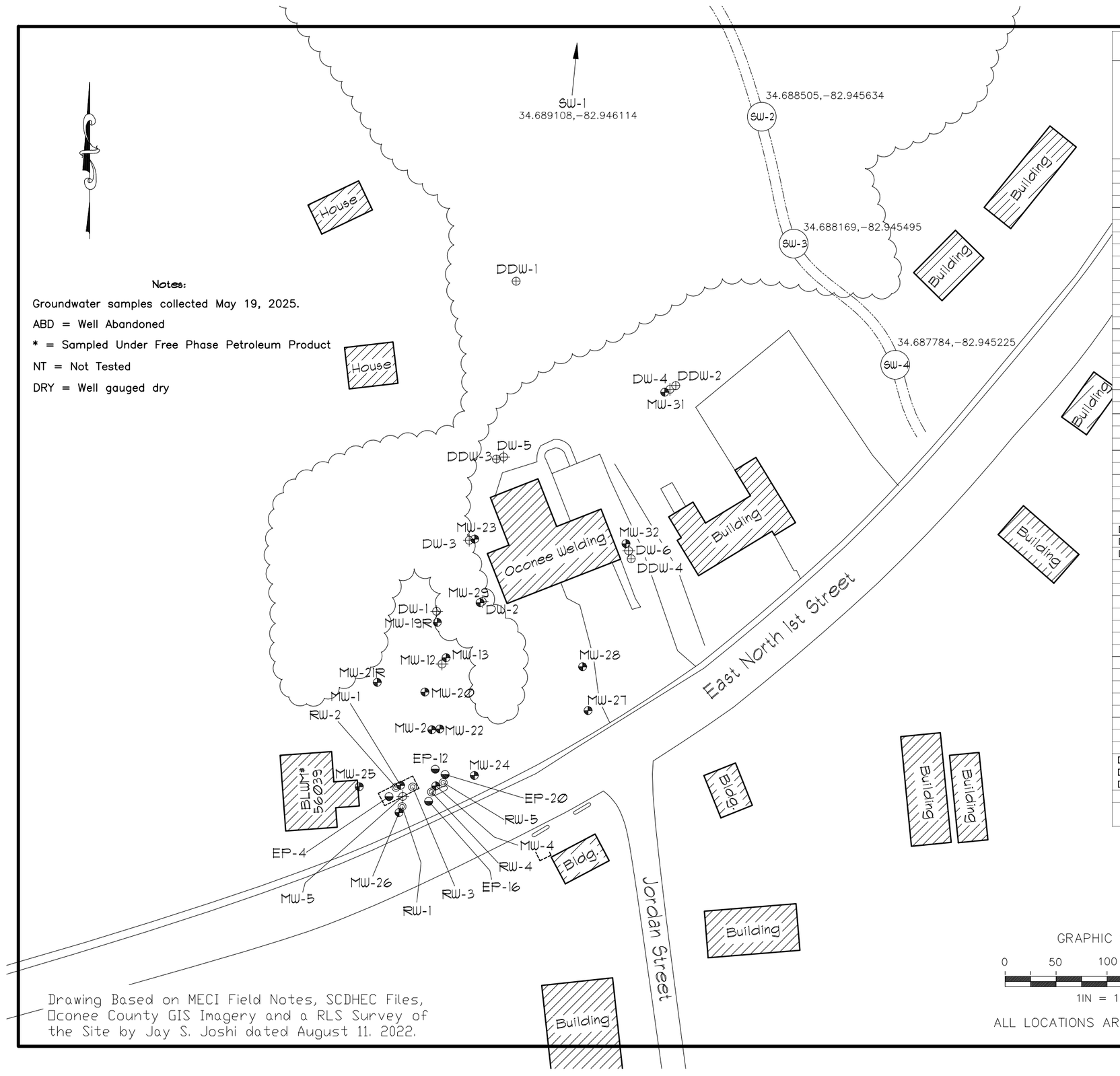

Notes:

Groundwater samples collected May 19, 2025.

ABD = Well Abandoned

* = Sampled Under Free Phase Petroleum Product

NT = Not Tested

DRY = Well gauged dry

Drawing Based on MECI Field Notes, SCDHEC Files, Oconee County GIS Imagery and a RLS Survey of the Site by Jay S. Joshi dated August 11. 2022.

GRAPHIC SCALE

0 50 100 150 200

1IN = 100FT

ALL LOCATIONS ARE APPROXIMATE

GROUNDWATER COC CONCENTRATION DATA

Well ID#	Benzene (µg/l) RBSL 5	Toluene (µg/l) RBSL 1,000	Ethylbenzene (µg/l) RBSL 700	Total Xylenes (µg/l) RBSL 10,000	Naphthalene (µg/l) RBSL 25	MTBE (µg/l) RBSL 40	1,2 DCA (µg/l) RBSL 5	EDB (µg/l) RBSL 0.05
MW-1	<21.8	<25.1	**703**	3410	**442**	<38.8	<25.8	<0.0081
MW-2	**9410**	**23300**	**1600**	9510	**471 J**	<388	<258	**100**
MW-3	ABD	ABD	ABD	ABD	ABD	ABD	ABD	ABD
MW-4	**14900**	**21800**	**1090**	**15300**	**1020**	<388	<258	**331**
MW-5	<1.7	<2.0	<1.8	<5.0	<2.1	<3.1	<2.1	<0.0081
MW-8	ABD	ABD	ABD	ABD	ABD	ABD	ABD	ABD
MW-12	**2000**	**6670**	**762**	4370	**243 J**	<155	<103	**15.1**
MW-13	**4930**	**11000**	**1040**	5740	**383 J**	<310	<206	**38.1**
MW-19R	4.2 J	<2.0	<1.8	90.2	16.9	<3.1	<2.1	**0.20**
MW-20	**1570**	414	649	2810	**236**	<38.8	<25.8	**5.3**
MW-21R	<1.7	<2.0	<1.8	<5.0	<2.1	<3.1	<2.1	<0.0081
MW-22	**3570**	**7510**	593	3250	**166 J**	<155	<103	**45.4**
MW-23	DRY	DRY	DRY	DRY	DRY	DRY	DRY	DRY
MW-24	**17900**	**17000**	**1230**	7990	**334 J**	<310	**976**	**447**
MW-25	**7.0**	<2.0	7.4	245	8.6	<3.1	<2.1	<0.0081
MW-26	**13800**	**40800**	**3060**	**21300**	**954 J**	<775	<515	**232**
MW-27	<1.7	<2.0	<1.8	<5.0	<2.1	<3.1	<2.1	**0.15**
MW-28	<1.7	<2.0	<1.8	<5.0	<2.1	<3.1	<2.1	0.015 J
MW-29	**2520**	**3150**	**868**	4600	**432**	<77.5	<51.5	**20.3**
MW-30	ABD	ABD	ABD	ABD	ABD	ABD	ABD	ABD
MW-31	<1.7	<2.0	<1.8	<5.0	<2.1	<3.1	<2.1	<0.0079
MW-32	<1.7	<2.0	<1.8	<5.0	<2.1	<3.1	<2.1	<0.0080
DW-1	**1190**	49.7 J	<18.4	439	<20.9	<31.0	<20.6	**4.1**
DW-2	**7500**	**9080**	**1020**	6040	**297**	<155	<103	**36.8**
DW-3	**207**	<4.0	<3.7	72.2	10.2	<6.2	4.1 J	**0.51**
DW-4	**1110**	<20.1	<18.4	288	**67.8**	<31.0	<20.6	**1.2**
DW-5	<1.7	<2.0	<1.8	<5.0	<2.1	<3.1	<2.1	<0.0079
DW-6	<1.7	<2.0	<1.8	<5.0	<2.1	<3.1	**5.8**	0.032
DDW-1 (83.5')	<1.7	<2.0	<1.8	<5.0	<2.1	<3.1	<2.1	<0.0076
DDW-1 (92.5')	<1.7	<2.0	<1.8	<5.0	<2.1	<3.1	<2.1	<0.0079
DDW-1 (102.5')	<1.7	<2.0	<1.8	<5.0	<2.1	<3.1	<2.1	<0.0078
DDW-1 (112.5')	<1.7	<2.0	<1.8	<5.0	<2.1	<3.1	<2.1	<0.0079
DDW-1 (119.5')	<1.7	<2.0	<1.8	<5.0	<2.1	<3.1	<2.1	<0.0078
DDW-2	<1.7	<2.0	<1.8	<5.0	<2.1	<3.1	<2.1	<0.0078
DDW-3	<1.7	<2.0	<1.8	<5.0	<2.1	<3.1	<2.1	<0.0077
DDW-4	<1.7	<2.0	<1.8	<5.0	<2.1	<3.1	<2.1	<0.0080
RW-1	**19800**	**35400**	**2230**	**13700**	**663 J**	<620	<412	**433**
RW-2	<8.7	141	658	2230	**410**	<15.5	<10.3	<0.0085
RW-3	**145 J**	**1090**	**3040**	**12700**	**927**	<124	<82.4	**0.13**
RW-4	**27200**	**33800**	**2370**	**15200**	**743 J**	<620	<412	**854**
RW-5*	**25500**	**36100**	**2210**	**12400**	**865 J**	<775	<515	**682**
EP-4	**316**	**4960**	**1690**	**10300**	**638**	<124	<82.4	<0.0077
EP-12	**9900**	**13300**	**875**	**24000**	**1760**	<388	<258	**204**
EP-16	**10100**	**22700**	**1440**	**18300**	**1050**	<620	<412	**373**
EP-20	**12400**	**24600**	**1150**	**15000**	**1210**	<620	<412	**437**
SW-1	<0.34	<0.48	<0.30	<0.34	<0.64	<0.42	<0.32	**0.076**
SW-2	<0.34	<0.48	<0.30	<0.34	<0.64	<0.42	<0.32	<0.0081
SW-3	<0.34	<0.48	<0.30	<0.34	<0.64	<0.42	<0.32	<0.0078
SW-4	<0.34	<0.48	<0.30	<0.34	<0.64	<0.42	<0.32	<0.0076
DUP-1 (MW-20)	**1570**	434	663	2880	**231**	<38.8	<25.8	**4.0**
DUP-2 (MW-13)	**4770**	**10600**	**1110**	5960	**335 J**	<310	<206	**27.0**
DUP-3 (MW-22)	**3260**	**6800**	578	3140	**160 J**	<155	<103	**34.2**
Field Blank	<1.7	<2.0	<1.8	<5.0	<2.1	<3.1	<2.1	<0.0077
Trip Blank	<1.7	<2.0	<1.8	<5.0	<2.1	<3.1	<2.1	NT
	<1.7	<2.0	<1.8	<5.0	<2.1	<3.1	<2.1	NT

Groundwater CoC Site Map

UST-Unknown 14324
519 East North 1st Street
Seneca, South Carolina
UST Permit# 14324

Midlands Environmental Consultants, Inc.

JOB NO. 25-8504

DATE June 3, 2025

FIGURE 3

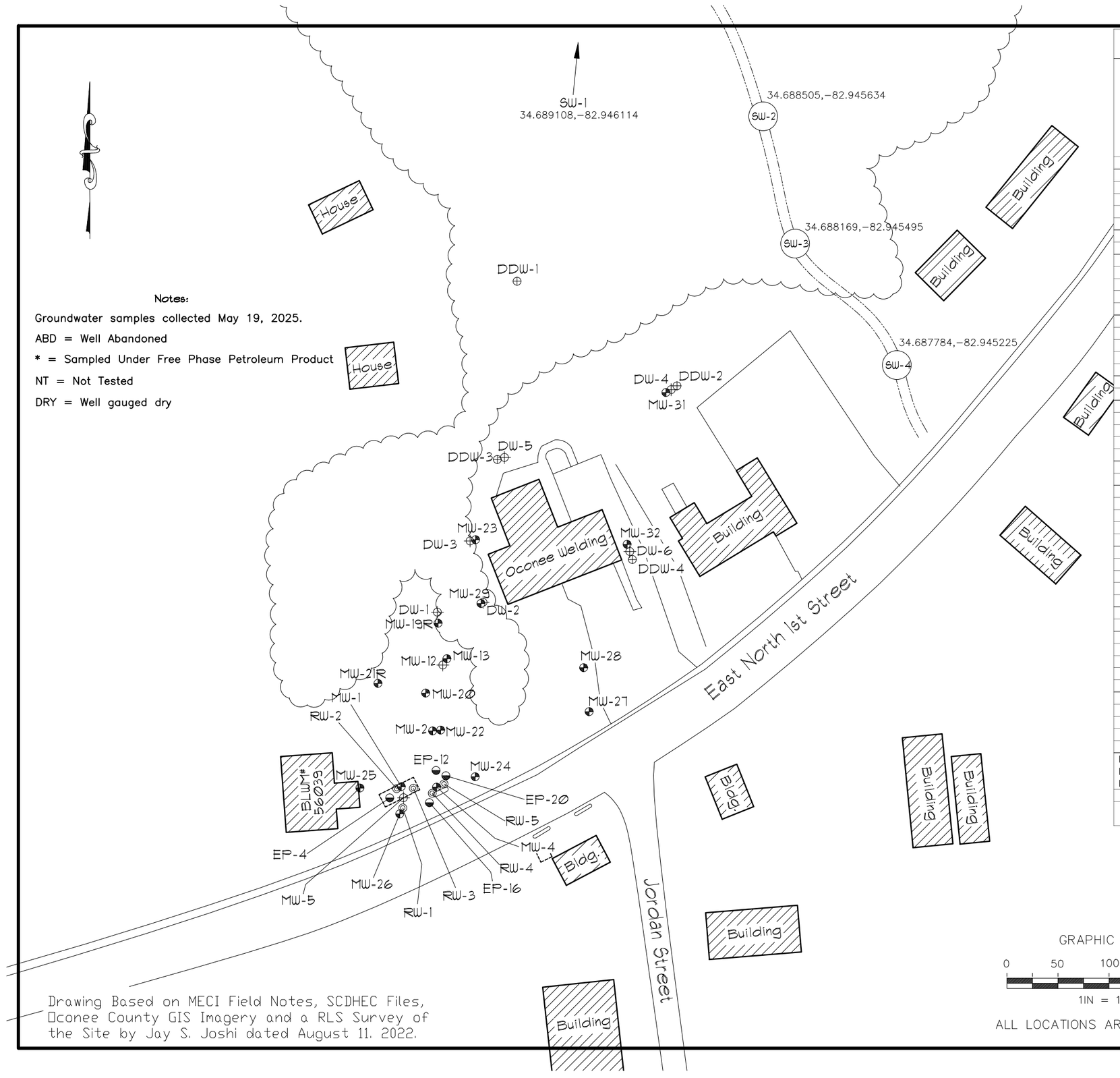

Notes:

Groundwater samples collected May 19, 2025.

ABD = Well Abandoned

* = Sampled Under Free Phase Petroleum Product

NT = Not Tested

DRY = Well gauged dry

Drawing Based on MECI Field Notes, SCDHEC Files, Oconee County GIS Imagery and a RLS Survey of the Site by Jay S. Joshi dated August 11. 2022.

GRAPHIC SCALE

0 50 100 150 200

1IN = 100FT

ALL LOCATIONS ARE APPROXIMATE

GROUNDWATER COC CONCENTRATION DATA (OXYGENATES)

Well ID#	TAA (µg/l) RBSL 240	TAME (µg/l) RBSL 128	ETBA (µg/l) RBSL NE	TBA (µg/l) RBSL 1,400	TBF (µg/l) RBSL NE	DIPE (µg/l) RBSL 150	Ethanol (µg/l) RBSL 10,000	ETBE (µg/l) RBSL 47
MW-1	<820	<38.0	<674	<1140	<301	<43.6	<1800	<106
MW-2	<8200	<380	<6740	<11400	<3010	<436	<18000	<1060
MW-3	ABD	ABD	ABD	ABD	ABD	ABD	ABD	ABD
MW-4	<8200	<380	<6740	<11400	<3010	<436	<18000	<1060
MW-5	<65.6	<3.0	<53.9	<91.0	<24.1	<3.5	<144	<8.5
MW-8	ABD	ABD	ABD	ABD	ABD	ABD	ABD	ABD
MW-12	<3280	<152	<2700	<4550	<1200	<174	<7200	<423
MW-13	<6560	<304	<5390	<9100	<2410	<349	<14400	<846
MW-19R	<65.6	<3.0	<53.9	<91.0	<24.1	<3.5	<144	<8.5
MW-20	<820	<38.0	<674	<1140	<301	<43.6	<1800	<106
MW-21R	<65.6	<3.0	<53.9	<91.0	<24.1	<3.5	<144	<8.5
MW-22	<3280	<152	<2700	<4550	<1200	<174	<7200	<423
MW-23	DRY	DRY	DRY	DRY	DRY	DRY	DRY	DRY
MW-24	<6560	<304	<5390	<9100	<2410	**533**	<14400	<846
MW-25	<65.6	<3.0	<53.9	<91.0	<24.1	<3.5	<144	<8.5
MW-26	<16400	<760	<13500	<22800	<6020	<872	<36000	<2120
MW-27	<65.6	<3.0	<53.9	<91.0	<24.1	<3.5	<144	<8.5
MW-28	<65.6	<3.0	<53.9	<91.0	<24.1	<3.5	<144	<8.5
MW-29	<1640	<76.0	<1350	<2280	<602	<87.2	<3600	<212
MW-30	ABD	ABD	ABD	ABD	ABD	ABD	ABD	ABD
MW-31	<65.6	<3.0	<53.9	<91.0	<24.1	<3.5	<144	<8.5
MW-32	<65.6	<3.0	<53.9	<91.0	<24.1	<3.5	<144	<8.5
DW-1	<656	<30.4	<539	<910	<241	<34.9	<1440	<84.6
DW-2	<3280	<152	<2700	<4550	<1200	<174	<7200	<423
DW-3	<131	<6.1	<108	<182	<48.2	<7.0	<288	<16.9
DW-4	<656	<30.4	<539	<910	<241	<34.9	<1440	<84.6
DW-5	<65.6	<3.0	<53.9	<91.0	<24.1	<3.5	<144	<8.5
DW-6	<65.6	<3.0	<53.9	<91.0	<24.1	7.9	<144	<8.5
DDW-1 (83.5')	<65.6	<3.0	<53.9	<91.0	<24.1	<3.5	<144	<8.5
DDW-1 (92.5')	<65.6	<3.0	<53.9	<91.0	<24.1	<3.5	<144	<8.5
DDW-1 (102.5')	<65.6	<3.0	<53.9	<91.0	<24.1	<3.5	<144	<8.5
DDW-1 (112.5')	<65.6	<3.0	<53.9	<91.0	<24.1	<3.5	<144	<8.5
DDW-1 (119.5')	<65.6	<3.0	<53.9	<91.0	<24.1	<3.5	<144	<8.5
DDW-2	<65.6	<3.0	<53.9	<91.0	<24.1	<3.5	<144	<8.5
DDW-3	<65.6	<3.0	<53.9	<91.0	<24.1	<3.5	<144	<8.5
DDW-4	<65.6	<3.0	<53.9	<91.0	<24.1	<3.5	<144	<8.5
RW-1	<13100	<608	<10800	<18200	<4820	<698	<28800	<1690
RW-2	<328	<15.2	<270	<455	<120	<17.4	<720	<42.3
RW-3	<2620	<122	<2160	<3640	<964	<140	<5760	<338
RW-4	<13100	<608	<10800	<18200	<4820	<698	<28800	<1690
RW-5*	<16400	<760	<13500	<22800	<6020	<872	<36000	<2120
EP-4	<2620	<122	<2160	<3640	<964	<140	<5760	<338
EP-12	<8200	<380	<6740	<11400	<3010	<436	<18000	<1060
EP-16	<13100	<608	<10800	<18200	<4820	<698	<28800	<1690
EP-20	<13100	<608	<10800	<18200	<4820	<698	<28800	<1690
SW-1	<36.4	<2.7	<51.9	<26.8	<29.4	<0.31	<72.2	<3.2
SW-2	<36.4	<2.7	<51.9	<26.8	<29.4	<0.31	<72.2	<3.2
SW-3	<36.4	<2.7	<51.9	<26.8	<29.4	<0.31	<72.2	<3.2
SW-4	<36.4	<2.7	<51.9	<26.8	<29.4	<0.31	<72.2	<3.2
DUP-1 (MW-20)	<820	<38.0	<674	<1140	<301	<43.6	<1800	<106
DUP-2 (MW-13)	<6560	<304	<5390	<9100	<2410	<349	<14400	<846
DUP-3 (MW-22)	<3280	<152	<2700	<4550	<1200	<174	<7200	<423
Field Blank	<65.6	<3.0	<53.9	<91.0	<24.1	<3.5	<144	<8.5
Trip Blank	<65.6	<3.0	<53.9	<91.0	<24.1	<3.5	<144	<8.5
	<65.6	<3.0	<53.9	<91.0	<24.1	<3.5	<144	<8.5

Groundwater CoC Site Map (Oxygenates)

UST-Unknown 14324
519 East North 1st Street
Seneca, South Carolina
UST Permit# 14324

Midlands Environmental Consultants, Inc.

JOB NO. 25-8504

DATE June 3, 2025

FIGURE 3A

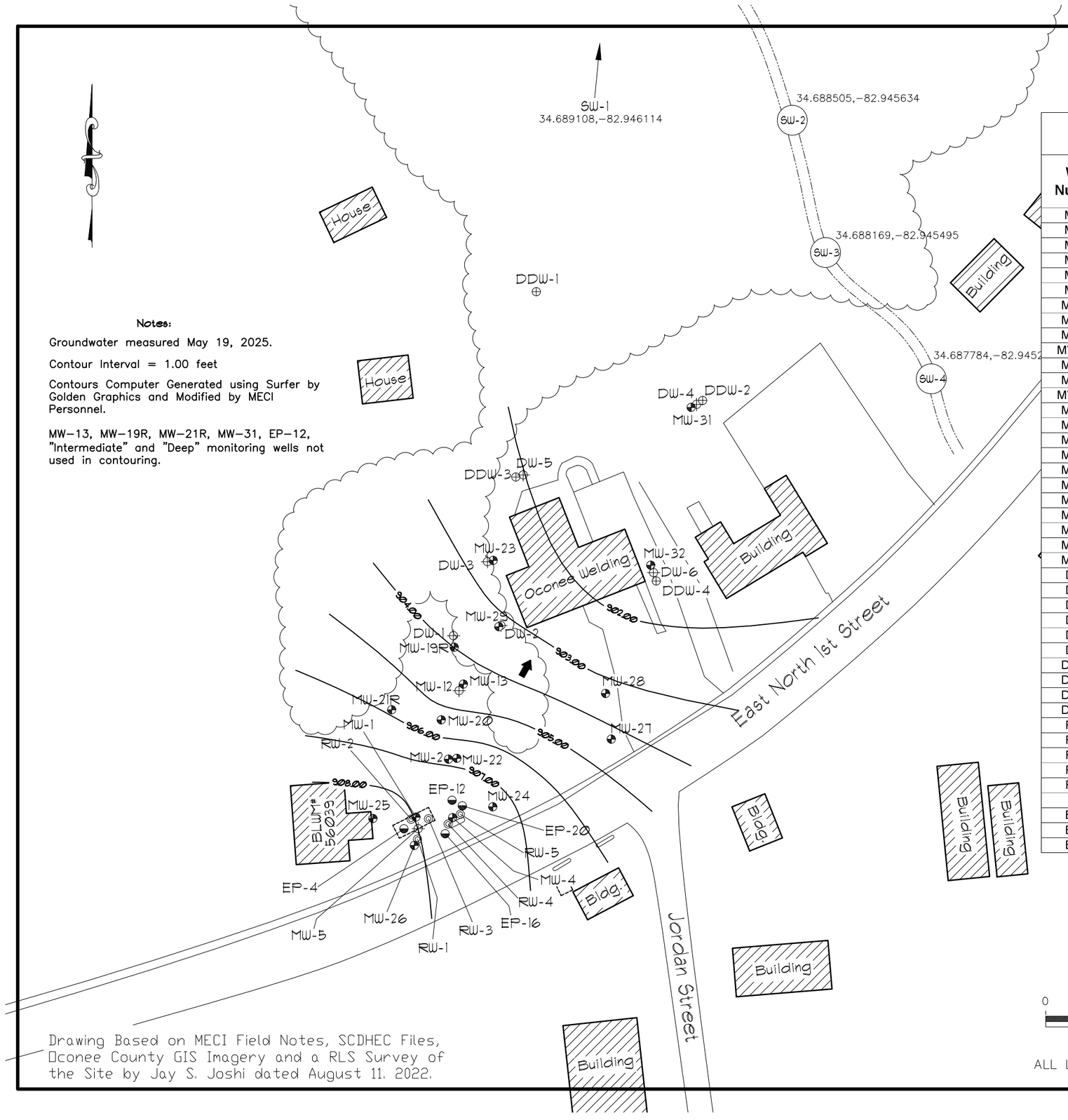

Notes:

Groundwater measured May 19, 2025.

Contour Interval = 1.00 feet

Contours Computer Generated using Surfer by Golden Graphics and Modified by MECI Personnel.

MW-13, MW-19R, MW-21R, MW-31, EP-12, "Intermediate" and "Deep" monitoring wells not used in contouring.

Drawing Based on MECI Field Notes, SCDHEC Files, Oconee County GIS Imagery and a RLS Survey of the Site by Jay S. Joshi dated August 11. 2022.

Explanation:

——— Groundwater Elevation Contour (feet)

POTENTIOMETRIC DATA

Well Number	Screened Interval	Depth to Product (ft.)	Depth to Water (ft.)	Product Thickness (ft.)	Well-head Elevation	Groundwater Elevation
MW-1	25-40	---	28.90	---	936.88	907.98
MW-2	30-40	---	30.25	---	937.19	906.94
MW-3	30-40	---	ABANDONED	---	ABANDONED	ABANDONED
MW-4	30-40	---	31.18	---	937.64	906.46
MW-5	60-65	---	28.75	---	936.64	907.89
MW-8	N/A	---	ABANDONED	---	ABANDONED	ABANDONED
MW-12	60-65	---	33.07	---	937.69	904.62
MW-13	36-46	---	36.04	---	937.99	901.95
MW-19	35-45	---	ABANDONED	---	ABANDONED	ABANDONED
MW-19R	30-40	---	31.02	---	937.63	906.61
MW-20	30-40	---	31.71	---	936.87	905.16
MW-21	30-40	---	NL	---	NL	NL
MW-21R	22-32	---	25.86	---	934.95	909.09
MW-22	30-40	---	30.79	---	937.61	906.82
MW-23	30-40	---	DRY	---	943.11	DRY
MW-24	30-40	---	31.20	---	938.76	907.56
MW-25	30-40	---	30.12	---	938.88	908.76
MW-26	30-40	---	30.35	---	937.04	906.69
MW-27	30-40	---	33.84	---	938.17	904.33
MW-28	32-42	---	37.64	---	940.86	903.22
MW-29	35-45	---	39.97	---	943.12	903.15
MW-30	39-49	---	ABANDONED	---	ABANDONED	ABANDONED
MW-31	30-40	---	39.45	---	935.75	DRY
MW-32	30-40	---	36.11	---	937.28	901.17
DW-1	60-65	---	33.31	---	937.18	903.87
DW-2	60-65	---	40.72	---	942.93	902.21
DW-3	60-65	---	40.03	---	942.98	902.95
DW-4	58-63	---	40.48	---	935.93	895.45
DW-5	59-64	---	41.50	---	943.99	902.49
DW-6	60-65	---	35.34	---	937.49	902.15
DDW-1	80-120	---	60.99	---	962.25	901.26
DDW-2	85-90	---	39.02	---	935.41	896.39
DDW-3	85-90	---	41.03	---	943.86	902.83
DDW-4	80-85	---	36.13	---	937.35	901.22
RW-1	20-40	---	29.21	---	937.24	908.03
RW-2	20-40	---	29.40	---	937.36	907.96
RW-3	20-40	---	29.75	---	937.48	907.73
RW-4	20-40	---	30.03	---	937.88	907.85
RW-5	20-40	30.33	30.35	0.02	938.26	907.93
EP-4	20-35	---	28.72	---	936.91	908.19
EP-12	20-35	---	21.20	---	937.40	916.20
EP-16	TD: 34.35	---	30.16	---	937.88	907.72
EP-20	13-35	---	30.14	---	938.07	907.93

GRAPHIC SCALE

0 50 100 150 200

1IN = 100FT

ALL LOCATIONS ARE APPROXIMATE

Potentiometric Data Site Map
(Groundwater Contour-"Shallow" Zone)

UST-Unknown 14324
519 East North 1st Street
Seneca, South Carolina
UST Permit# 14324

Midlands Environmental Consultants, Inc.

JOB NO. 25-8504
DATE June 3, 2025
FIGURE 4

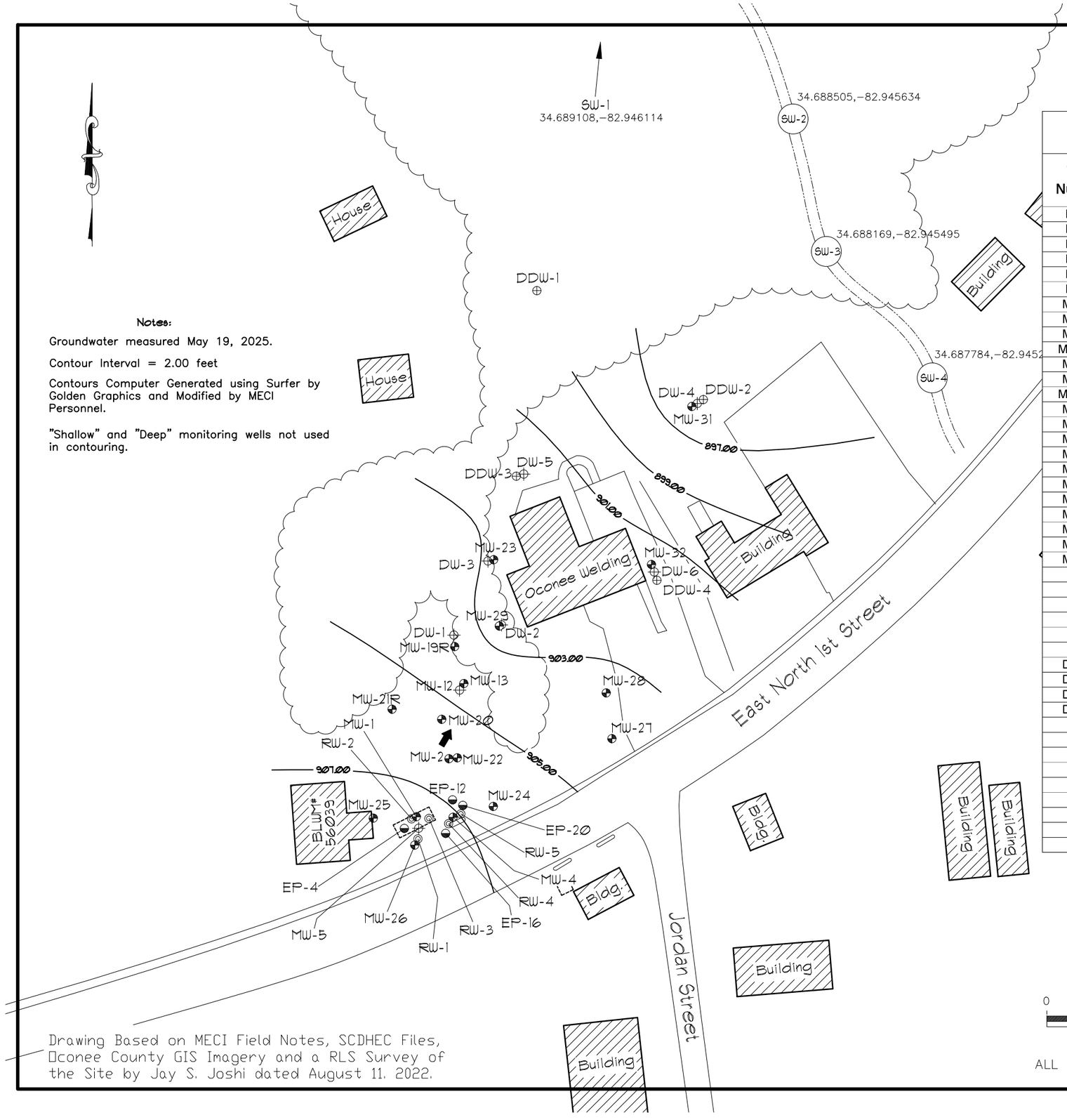

Notes:

Groundwater measured May 19, 2025.

Contour Interval = 2.00 feet

Contours Computer Generated using Surfer by Golden Graphics and Modified by MECI Personnel.

"Shallow" and "Deep" monitoring wells not used in contouring.

Drawing Based on MECI Field Notes, SCDHEC Files, Oconee County GIS Imagery and a RLS Survey of the Site by Jay S. Joshi dated August 11. 2022.

Explanation:

——— Groundwater Elevation Contour (feet)

POTENTIOMETRIC DATA

Well Number	Screened Interval	Depth to Product (ft.)	Depth to Water (ft.)	Product Thickness (ft.)	Well-head Elevation	Groundwater Elevation
MW-1	25-40	---	28.90	---	936.88	907.98
MW-2	30-40	---	30.25	---	937.19	906.94
MW-3	30-40	---	ABANDONED	---	ABANDONED	ABANDONED
MW-4	30-40	---	31.18	---	937.64	906.46
MW-5	60-65	---	28.75	---	936.64	907.89
MW-8	N/A	---	ABANDONED	---	ABANDONED	ABANDONED
MW-12	60-65	---	33.07	---	937.69	904.62
MW-13	36-46	---	36.04	---	937.99	901.95
MW-19	35-45	---	ABANDONED	---	ABANDONED	ABANDONED
MW-19R	30-40	---	31.02	---	937.63	906.61
MW-20	30-40	---	31.71	---	936.87	905.16
MW-21	30-40	---	NL	---	NL	NL
MW-21R	22-32	---	25.86	---	934.95	909.09
MW-22	30-40	---	30.79	---	937.61	906.82
MW-23	30-40	---	DRY	---	943.11	DRY
MW-24	30-40	---	31.20	---	938.76	907.56
MW-25	30-40	---	30.12	---	938.88	908.76
MW-26	30-40	---	30.35	---	937.04	906.69
MW-27	30-40	---	33.84	---	938.17	904.33
MW-28	32-42	---	37.64	---	940.86	903.22
MW-29	35-45	---	39.97	---	943.12	903.15
MW-30	39-49	---	ABANDONED	---	ABANDONED	ABANDONED
MW-31	30-40	---	39.45	---	935.75	DRY
MW-32	30-40	---	36.11	---	937.28	901.17
DW-1	60-65	---	33.31	---	937.18	903.87
DW-2	60-65	---	40.72	---	942.93	902.21
DW-3	60-65	---	40.03	---	942.98	902.95
DW-4	58-63	---	40.48	---	935.93	895.45
DW-5	59-64	---	41.50	---	943.99	902.49
DW-6	60-65	---	35.34	---	937.49	902.15
DDW-1	80-120	---	60.99	---	962.25	901.26
DDW-2	85-90	---	39.02	---	935.41	896.39
DDW-3	85-90	---	41.03	---	943.86	902.83
DDW-4	80-85	---	36.13	---	937.35	901.22
RW-1	20-40	---	29.21	---	937.24	908.03
RW-2	20-40	---	29.40	---	937.36	907.96
RW-3	20-40	---	29.75	---	937.48	907.73
RW-4	20-40	---	30.03	---	937.88	907.85
RW-5	20-40	30.33	30.35	0.02	938.26	907.93
EP-4	20-35	---	28.72	---	936.91	908.19
EP-12	20-35	---	21.20	---	937.40	916.20
EP-16	TD: 34.35	---	30.16	---	937.88	907.72
EP-20	13-35	---	30.14	---	938.07	907.93

GRAPHIC SCALE

0 50 100 150 200

1IN = 100FT

ALL LOCATIONS ARE APPROXIMATE

Potentiometric Data Site Map
(Groundwater Contour-"Intermediate" Zone)

UST-Unknown 14324
519 East North 1st Street
Seneca, South Carolina
UST Permit# 14324

Midlands Environmental Consultants, Inc.

JOB NO. 25-8504
DATE June 3, 2025
FIGURE 4A

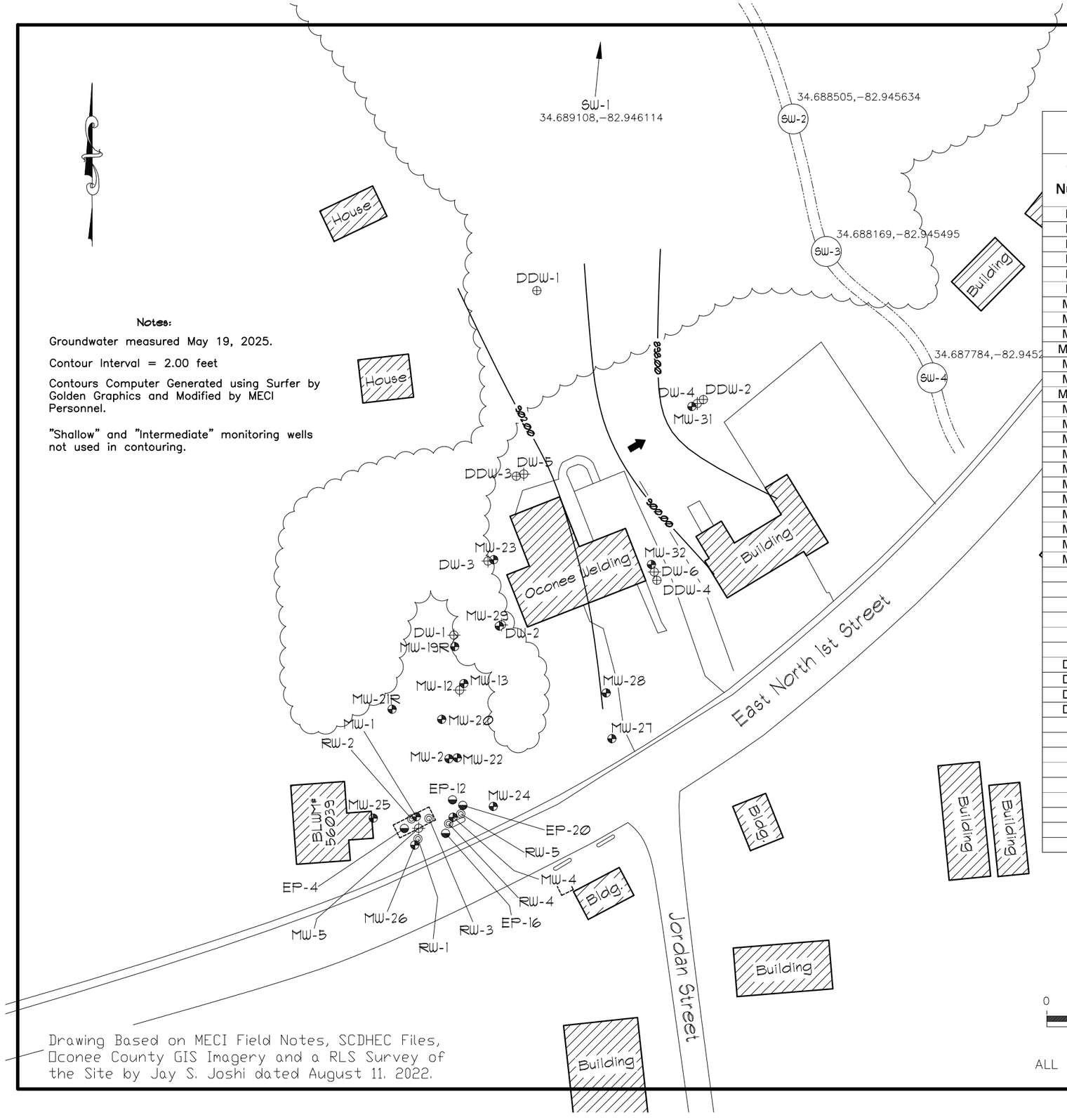

Notes:

Groundwater measured May 19, 2025.

Contour Interval = 2.00 feet

Contours Computer Generated using Surfer by Golden Graphics and Modified by MECI Personnel.

"Shallow" and "Intermediate" monitoring wells not used in contouring.

Drawing Based on MECI Field Notes, SCDHEC Files, Oconee County GIS Imagery and a RLS Survey of the Site by Jay S. Joshi dated August 11. 2022.

Explanation:

——— Groundwater Elevation Contour (feet)

POTENTIOMETRIC DATA

Well Number	Screened Interval	Depth to Product (ft.)	Depth to Water (ft.)	Product Thickness (ft.)	Well-head Elevation	Groundwater Elevation
MW-1	25-40	---	28.90	---	936.88	907.98
MW-2	30-40	---	30.25	---	937.19	906.94
MW-3	30-40	---	ABANDONED	---	ABANDONED	ABANDONED
MW-4	30-40	---	31.18	---	937.64	906.46
MW-5	60-65	---	28.75	---	936.64	907.89
MW-8	N/A	---	ABANDONED	---	ABANDONED	ABANDONED
MW-12	60-65	---	33.07	---	937.69	904.62
MW-13	36-46	---	36.04	---	937.99	901.95
MW-19	35-45	---	ABANDONED	---	ABANDONED	ABANDONED
MW-19R	30-40	---	31.02	---	937.63	906.61
MW-20	30-40	---	31.71	---	936.87	905.16
MW-21	30-40	---	NL	---	NL	NL
MW-21R	22-32	---	25.86	---	934.95	909.09
MW-22	30-40	---	30.79	---	937.61	906.82
MW-23	30-40	---	DRY	---	943.11	DRY
MW-24	30-40	---	31.20	---	938.76	907.56
MW-25	30-40	---	30.12	---	938.88	908.76
MW-26	30-40	---	30.35	---	937.04	906.69
MW-27	30-40	---	33.84	---	938.17	904.33
MW-28	32-42	---	37.64	---	940.86	903.22
MW-29	35-45	---	39.97	---	943.12	903.15
MW-30	39-49	---	ABANDONED	---	ABANDONED	ABANDONED
MW-31	30-40	---	39.45	---	935.75	DRY
MW-32	30-40	---	36.11	---	937.28	901.17
DW-1	60-65	---	33.31	---	937.18	903.87
DW-2	60-65	---	40.72	---	942.93	902.21
DW-3	60-65	---	40.03	---	942.98	902.95
DW-4	58-63	---	40.48	---	935.93	895.45
DW-5	59-64	---	41.50	---	943.99	902.49
DW-6	60-65	---	35.34	---	937.49	902.15
DDW-1	80-120	---	60.99	---	962.25	901.26
DDW-2	85-90	---	39.02	---	935.41	896.39
DDW-3	85-90	---	41.03	---	943.86	902.83
DDW-4	80-85	---	36.13	---	937.35	901.22
RW-1	20-40	---	29.21	---	937.24	908.03
RW-2	20-40	---	29.40	---	937.36	907.96
RW-3	20-40	---	29.75	---	937.48	907.73
RW-4	20-40	---	30.03	---	937.88	907.85
RW-5	20-40	30.33	30.35	0.02	938.26	907.93
EP-4	20-35	---	28.72	---	936.91	908.19
EP-12	20-35	---	21.20	---	937.40	916.20
EP-16	TD: 34.35	---	30.16	---	937.88	907.72
EP-20	13-35	---	30.14	---	938.07	907.93

GRAPHIC SCALE

0 50 100 150 200

1IN = 100FT

ALL LOCATIONS ARE APPROXIMATE

Potentiometric Data Site Map
(Groundwater Contour-"Deep" Zone)

UST-Unknown 14324
519 East North 1st Street
Seneca, South Carolina
UST Permit# 14324

Midlands Environmental Consultants, Inc.

JOB NO. 25-8504
DATE June 3, 2025
FIGURE 4B

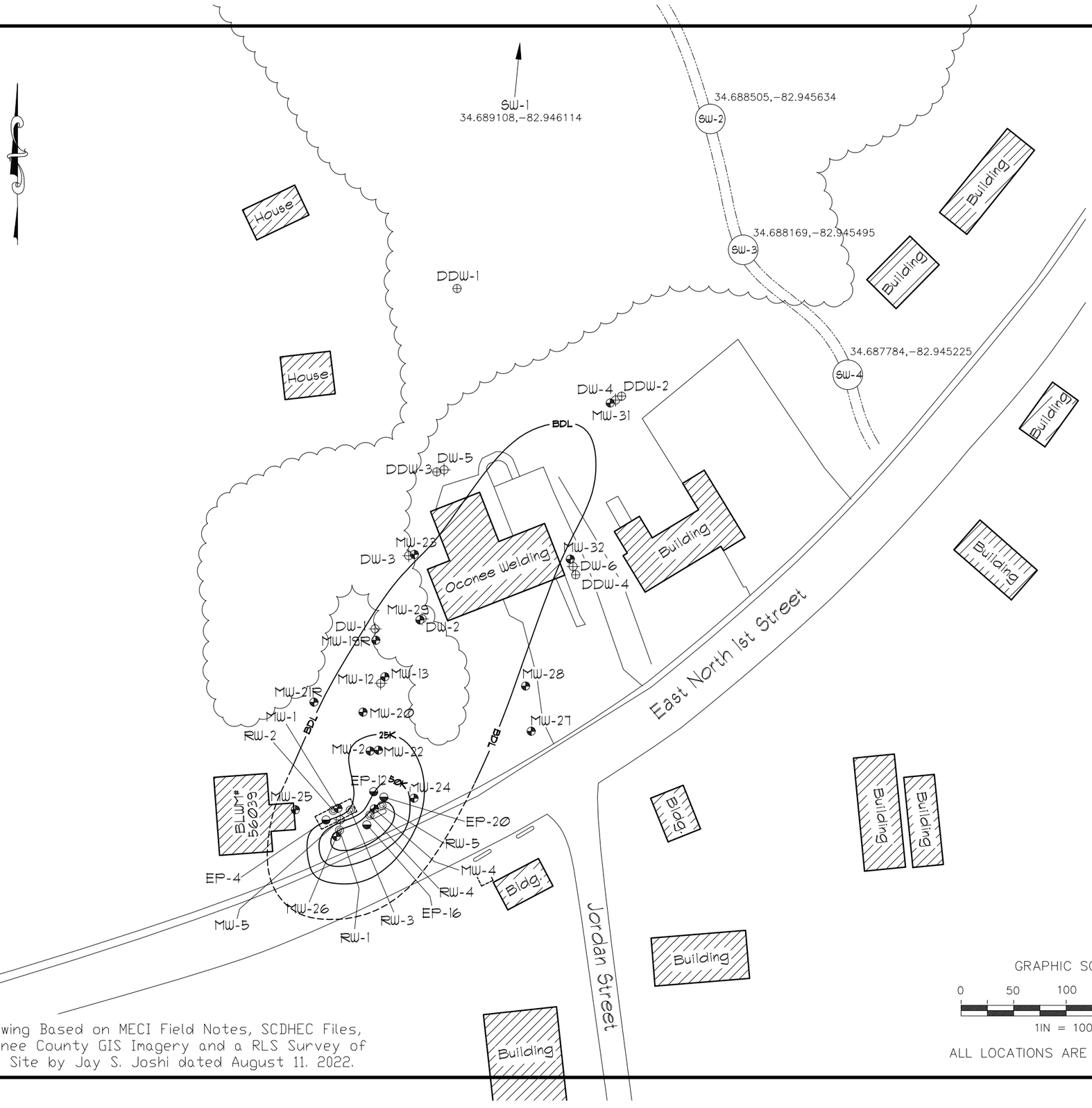

Drawing Based on MECI Field Notes, SCDHEC Files, Oconee County GIS Imagery and a RLS Survey of the Site by Jay S. Joshi dated August 11. 2022.

Explanation:

——— Total BTEX Concentration Isopleth (ug/l)

Notes:

Groundwater samples collected May 19, 2025.

Isopleth Interval = 25,000 ug/l

Contours Computer Generated using Surfer by Golden Graphics and Modified by MECI Personnel.

"Intermediate" and "Deep" monitoring not used in contouring.

Samples were collected beneath free product in monitoring well RW-5.

GRAPHIC SCALE

0 50 100 150 200

1IN = 100FT

ALL LOCATIONS ARE APPROXIMATE

Total BTEX Isopleth
("Shallow" Zone)

UST-Unknown 14324
519 East North 1st Street
Seneca, South Carolina
UST Permit# 14324

Midlands Environmental Consultants, Inc.

JOB NO. 25-8504
DATE June 3, 2025
FIGURE 5

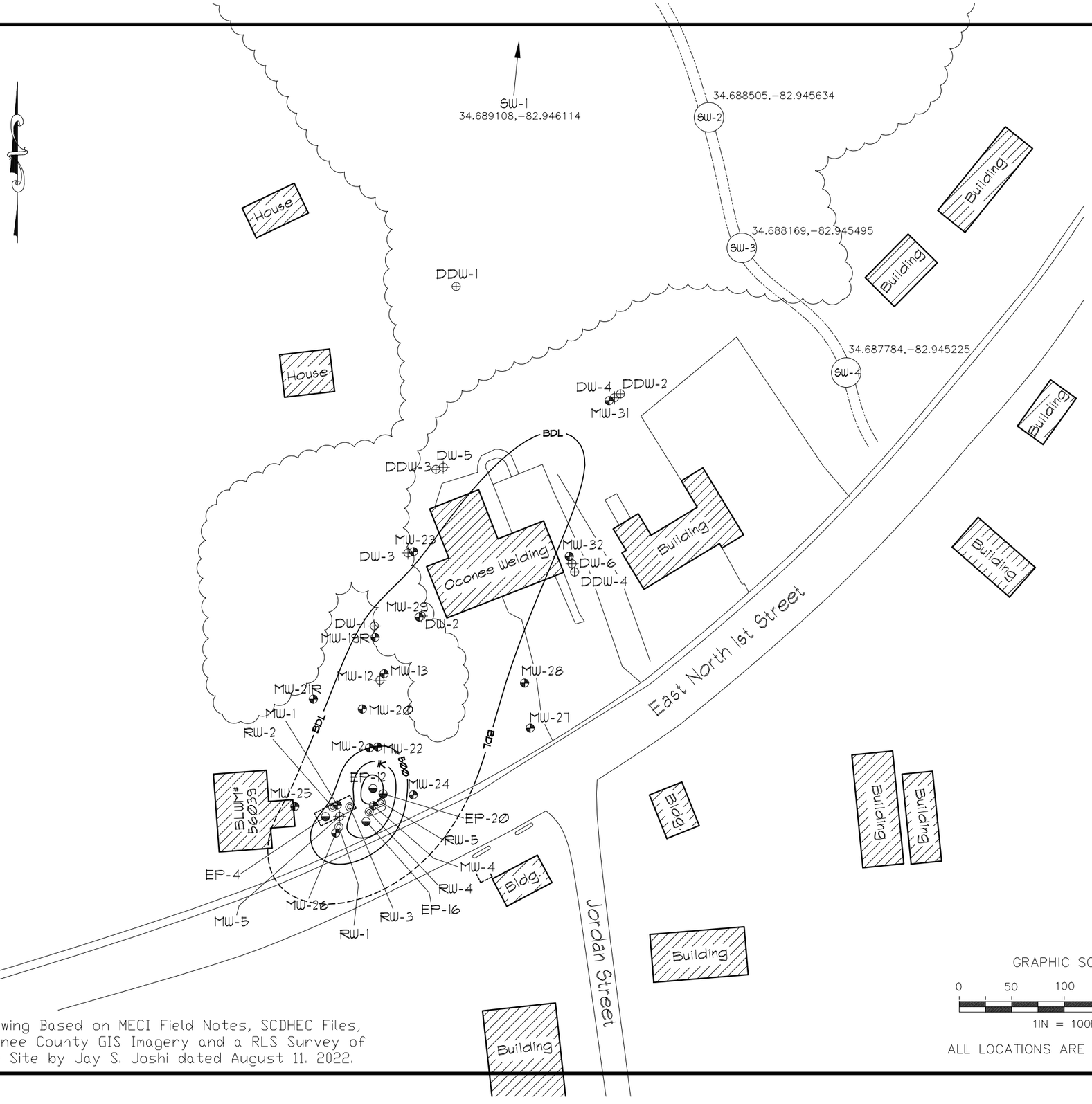

Explanation:

——— Naphthalene Concentration Isopleth (ug/l)

Notes:

Groundwater samples collected May 19, 2025.

Isopleth Interval = 500 ug/l

Contours Computer Generated using Surfer by Golden Graphics and Modified by MECI Personnel.

"Intermediate" and "Deep" monitoring not used in contouring.

Samples were collected beneath free product in monitoring well RW-5.

GRAPHIC SCALE

0 50 100 150 200

1IN = 100FT

ALL LOCATIONS ARE APPROXIMATE

Drawing Based on MECI Field Notes, SCDHEC Files, Oconee County GIS Imagery and a RLS Survey of the Site by Jay S. Joshi dated August 11. 2022.

Naphthalene Isopleth
("Shallow" Zone)

UST-Unknown 14324
519 East North 1st Street
Seneca, South Carolina
UST Permit# 14324

Midlands Environmental Consultants, Inc.

JOB NO. 25-8504
DATE June 3, 2025
FIGURE 5A

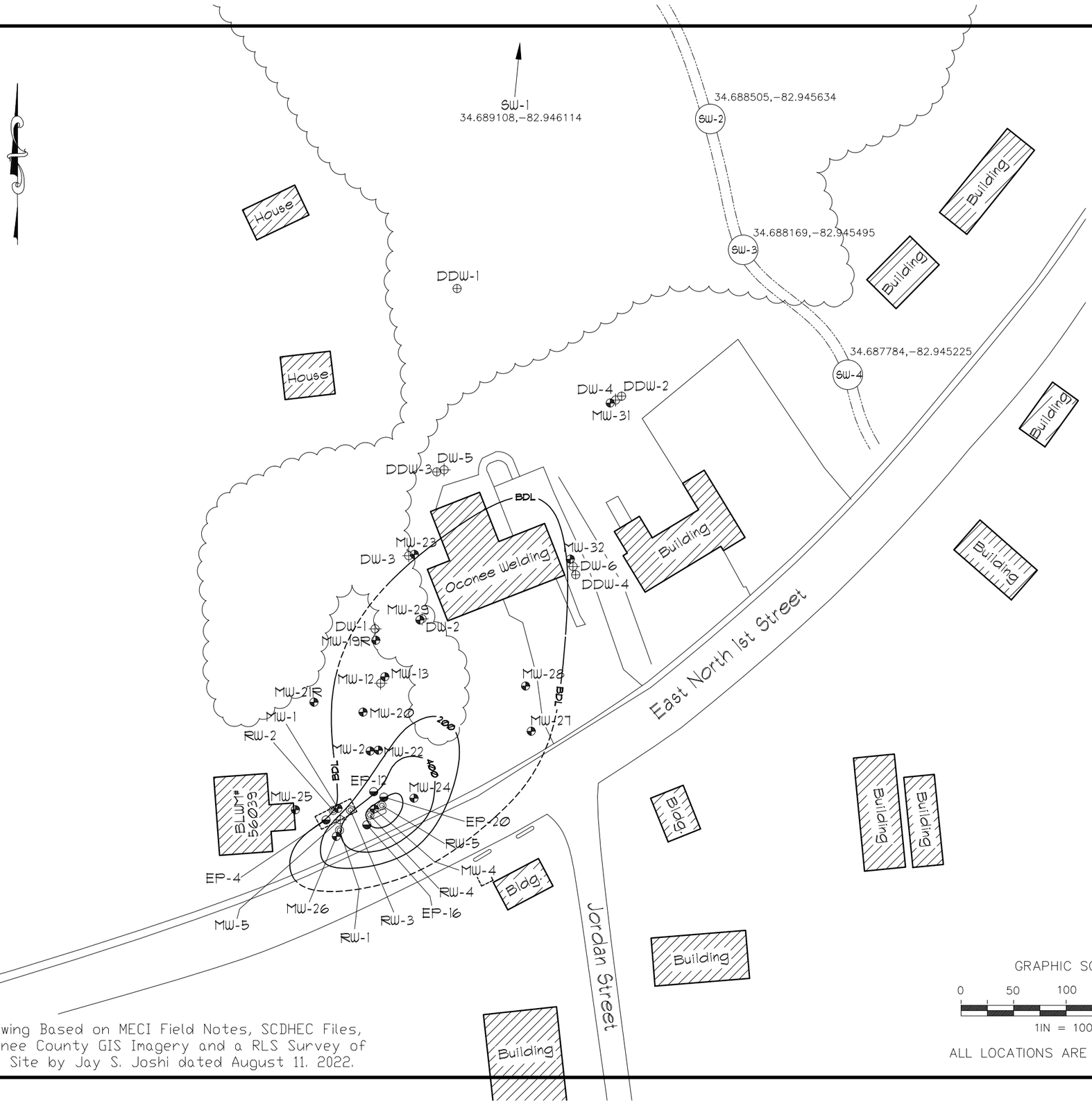

Explanation:

——— EDB Concentration Isopleth (ug/l)

Notes:

Groundwater samples collected May 19, 2025.

Isopleth Interval = 200 ug/l

Contours Computer Generated using Surfer by Golden Graphics and Modified by MECI Personnel.

"Intermediate" and "Deep" monitoring not used in contouring.

Samples were collected beneath free product in monitoring well RW-5.

Drawing Based on MECI Field Notes, SCDHEC Files, Oconee County GIS Imagery and a RLS Survey of the Site by Jay S. Joshi dated August 11. 2022.

GRAPHIC SCALE

0 50 100 150 200

1IN = 100FT

ALL LOCATIONS ARE APPROXIMATE

EDB Isopleth
("Shallow" Zone)

UST-Unknown 14324
519 East North 1st Street
Seneca, South Carolina
UST Permit# 14324

Midlands Environmental Consultants, Inc.

JOB NO. 25-8504
DATE June 3, 2025
FIGURE 5B

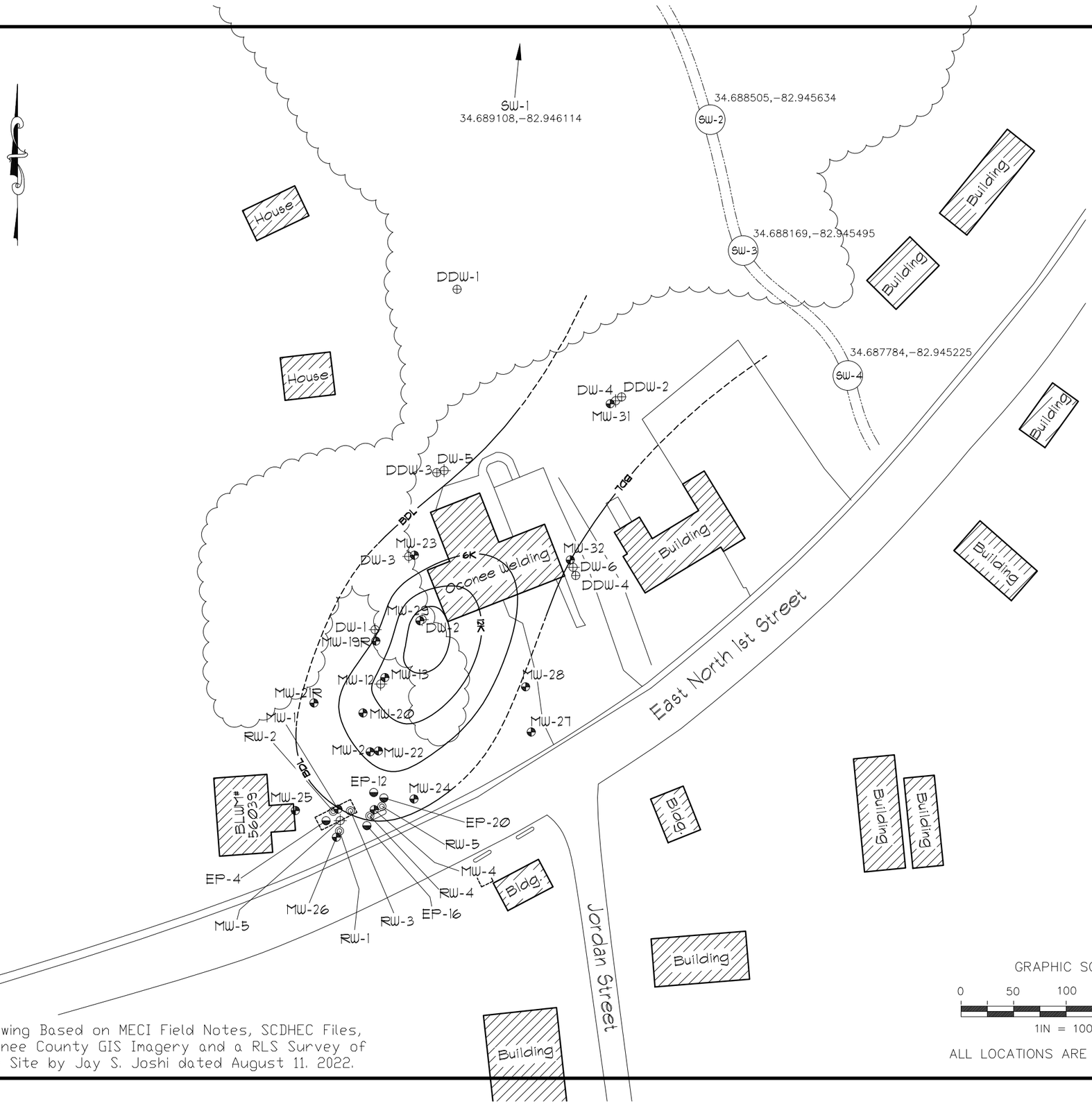

Explanation:

——— Total BTEX Concentration Isopleth (ug/l)

Notes:

Groundwater samples collected May 19, 2025.

Isopleth Interval = 6,000 ug/l

Contours Computer Generated using Surfer by Golden Graphics and Modified by MECI Personnel.

"Shallow" and "Deep" monitoring not used in contouring.

Drawing Based on MECI Field Notes, SCDHEC Files, Oconee County GIS Imagery and a RLS Survey of the Site by Jay S. Joshi dated August 11. 2022.

GRAPHIC SCALE

0 50 100 150 200

1IN = 100FT

ALL LOCATIONS ARE APPROXIMATE

Total BTEX Isopleth

("Intermediate" Zone)

UST-Unknown 14324
519 East North 1st Street
Seneca, South Carolina
UST Permit# 14324

Midlands Environmental Consultants, Inc.

JOB NO. 25-8504

DATE June 3, 2025

FIGURE 5C

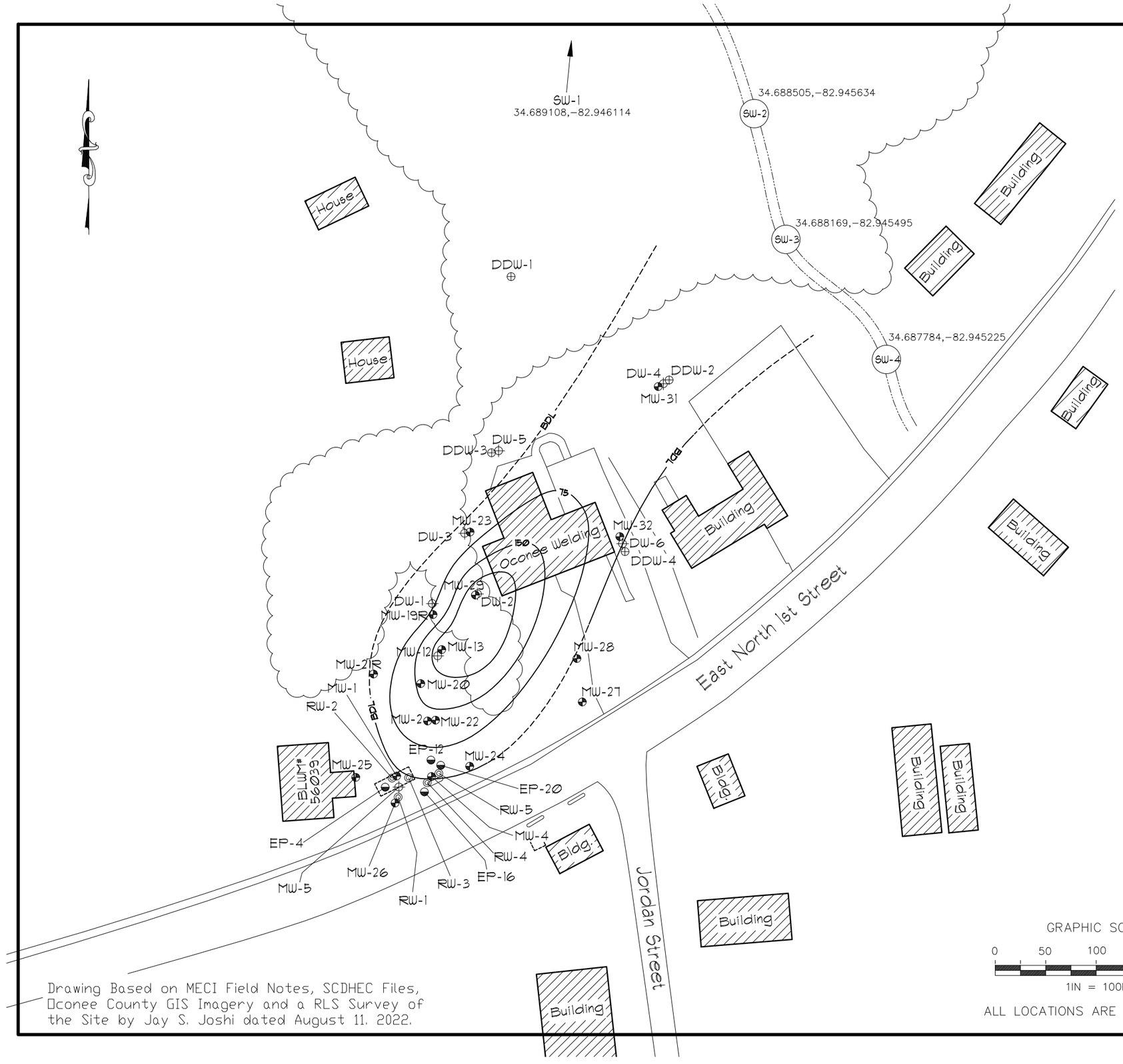

Explanation:

——— Naphthalene Concentration Isopleth (ug/l)

Notes:

Groundwater samples collected May 19, 2025.

Isopleth Interval = 75 ug/l

Contours Computer Generated using Surfer by Golden Graphics and Modified by MECI Personnel.

"Shallow" and "Deep" monitoring not used in contouring.

Drawing Based on MECI Field Notes, SCDHEC Files, Oconee County GIS Imagery and a RLS Survey of the Site by Jay S. Joshi dated August 11. 2022.

GRAPHIC SCALE

0 50 100 150 200

1IN = 100FT

ALL LOCATIONS ARE APPROXIMATE

Naphthalene Isopleth
("Intermediate" Zone)

UST-Unknown 14324
519 East North 1st Street
Seneca, South Carolina
UST Permit# 14324

Midlands Environmental Consultants, Inc.

JOB NO. 25-8504

DATE June 3, 2025

FIGURE 5D

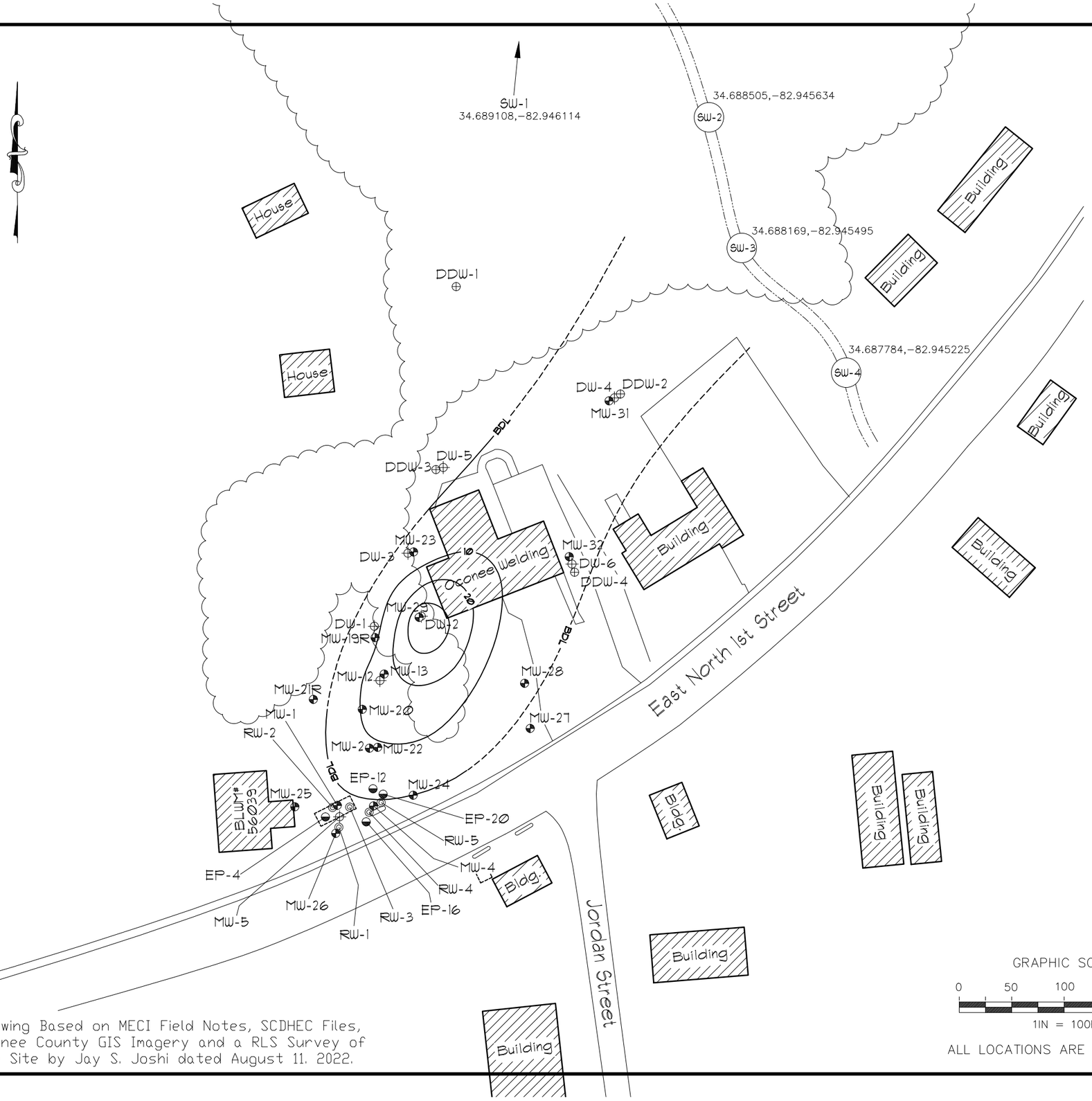

Explanation:

——— EDB Concentration Isopleth (ug/l)

Notes:

Groundwater samples collected May 19, 2025.

Isopleth Interval = 10 ug/l

Contours Computer Generated using Surfer by Golden Graphics and Modified by MECI Personnel.

"Shallow" and "Deep" monitoring not used in contouring.

Drawing Based on MECI Field Notes, SCDHEC Files, Oconee County GIS Imagery and a RLS Survey of the Site by Jay S. Joshi dated August 11. 2022.

GRAPHIC SCALE

0 50 100 150 200

1IN = 100FT

ALL LOCATIONS ARE APPROXIMATE

EDB Isopleth
("Intermediate" Zone)

UST-Unknown 14324
519 East North 1st Street
Seneca, South Carolina
UST Permit# 14324

Midlands Environmental Consultants, Inc.

JOB NO. 25-8504
DATE June 3, 2025
FIGURE 5E

APPENDIX A:

SITE SURVEY

(Not Applicable)

APPENDIX B:

SAMPLING LOGS, LABORATORY DATA SHEETS, & CHAIN-OF-CUSTODY FORMS

Midlands Environmental Consultants, Inc.

Monitoring Well Purge And Sampling Data

Field Personnel: HS, TD, DG, MN

Sampling Date(s): 5/19/25

Sampling Case#: 2

Job Name: UST Unknown 148-24

Job Number: 25-8504

Calibration Data for :

Calibration Successful? Yes or No (Please Circle)

pH:	Yes	No
Conductivity:	Yes	No
Dissolved Oxygen:	Yes	No

Turbidity: **Conductivity Calibrated Every 3 Months by QA Manager**

Well No.	Purge Volume	Sample Time	pH(i)	cond(i)	Temp. (°C)	DO (mg/l)	Turbidity (NTU)	Depth to (feet): product	Depth to (feet): initial H_2O	Depth to (feet): final H_2O	Well Depth (feet)	Water Height *(feet)	Gallons Purged **calc.	Gallons Purged actual	Notes
MW-1	Initial	13:04	7.25	189.8	18.1	1.87	9.44		28.90		25 - 40	—	—	—	Strong odor
	1st												—		
	2nd														
	3rd														
	4th														
	5th														
	Sampling														
MW-2	Initial	12:27	7.22	149.6	17.2	2.72	9.18		30.25		30 - 40	—	—	—	Slight odor
	1st														
	2nd												—		
	3rd														
	4th														
	5th														
	Sampling														
MW-4	Initial	12:46	7.10	132.2	18.1	1.78	9.75		31.18		30 - 40	—	—	—	Strong odor
	1st														
	2nd												—		
	3rd														
	4th														
	5th														
	Sampling														
MW-5	Initial	12:43	7.13	57.8	18.0	3.15	9.30		28.71	35.16	60 - 65	36.25	5.91	Dry @ 6 gal	No odor
	1st	12:49	6.10	50.3	17.7	2.88	13.10								
	2nd												29.55		
	3rd														
	4th														
	5th														
	Sampling	14:35	6.82	55.2	17.8	2.94	9.22								

*= (Depth of Well) - (Depth to Water = **Water Height**

One Well Volume =x.047 for 1" wells * x **.163 for 2" wells,** or * x **.66 for 4" wells**, 1.469 for 6" wells

= One Well Volume x 5 = **Gallons Purged (calculated)

Casing	Gallons
1"	0.047
2"	0.163
4"	0.653
6"	1.469

Sampling Case#	Ph/Conductance SN	DO SN	Turbidity
Case #1	15H101448	17E101302	201301183
Case #2	15E101481	14H103098	201301174
Case #3	17E100512	17E103488	201510251

Midlands Environmental Consultants, Inc.

Monitoring Well Purge And Sampling Data

Field Personnel: HS, TD, DG, MN

Sampling Date(s): 5/19/25

Sampling Case#: 2

Job Name: UST Unknown 148724

Job Number: 25-8504

Calibration Data for :

Calibration Successful? Yes or No (Please Circle)

pH: Yes No

Conductivity: Yes No

Dissolved Oxygen: Yes No

Turbidity: **Conductivity Calibrated Every 3 Months by QA Manager**

Well No.	Purge Volume	Sample Time	pH(i)	cond(i)	Temp. (°C)	DO (mg/l)	Turbidity (NTU)	Depth to (feet): product	Depth to (feet): initial H_2O	Depth to (feet): final H_2O	Well Depth (feet)	Water Height *(feet)	Gallons Purged **calc.	Gallons Purged actual	Notes
MW-12	Initial	12:22	6.70	72.4	16.9	3.20	4.85		33.07	40.88	60 - 65	3.93	5.20	DRY @ 5.25 gal	NO odor
	1st	2:28	6.20	63.4	16.3	2.82	5.41								
	2nd												26		
	3rd														
	4th														
	5th														
	Sampling	4:30	6.22	65.2	17.1	2.95	10.13								
MW-13	Initial	12:27	[illegible]	[illegible]	[illegible]	2.10	4.47		36.04		36 - 46	✓	—	—	slight odor
	1st		6.61	85.2	16.6	[illegible]							✓		dup-2
	2nd														
	3rd														
	4th														
	5th														
	Sampling														
MW-19R	Initial	12:26	6.87	25.6	16.4	3.92	4.03		31.02		30 - 40	✓	—	—	NO odor
	1st												✓		
	2nd														
	3rd														
	4th														
	5th														
	Sampling														
MW-20	Initial	12:16	6.34	60.1	16.7	2.70	9.23		31.71		30 - 40	✓	—	—	slight odor
	1st												✓		
	2nd														DUP-1
	3rd														
	4th														
	5th														
	Sampling														

*= (Depth of Well) - (Depth to Water = **Water Height**

One Well Volume =x.047 for 1" wells * x **.163 for 2" wells**, or * x **.66 for 4" wells**, 1.469 for 6" wells

= One Well Volume x 5 = **Gallons Purged (calculated)

Casing	Gallons
1"	0.047
2"	0.163
4"	0.653
6"	1.469

Sampling Case#	Ph/Conductance SN	DO SN	Turbidity
Case #1	15H101448	17E101302	201301183
Case #2	15E101481	14H103098	201301174
Case #3	17E100512	17E103488	201510251

Midlands Environmental Consultants, Inc.

Monitoring Well Purge And Sampling Data

Field Personnel: HS, TD, DG, MN

Sampling Date(s): 5/19/25

Sampling Case#: 2

Job Name: UST Unknown 148324

Job Number: 25-8504

Calibration Data for :

Calibration Successful? Yes or No (Please Circle)

pH: Yes No

Conductivity: Yes No

Dissolved Oxygen: Yes No

Turbidity: **Conductivity Calibrated Every 3 Months by QA Manager**

Well No.	Purge Volume	Sample Time	pH(i)	cond(i)	Temp. (°C)	DO (mg/l)	Turbidity (NTU)	Depth to (feet): product	Depth to (feet): initial H_2O	Depth to (feet): final H_2O	Well Depth (feet)	Water Height *(feet)	Gallons Purged **calc.	Gallons Purged actual	Notes
MW-21R	Initial	12:17	6.15	27.7	17.0	2.60	9.89		25.86		22 – 32	–	–	–	NO odor
	1st												–		
	2nd														
	3rd														
	4th														
	5th														
	Sampling														
MW-22	Initial	12:26	7.03	111.7	17.1	1.95	9.76		30.79		30 – 40	–	–	–	Slight odor DUP-3
	1st														
	2nd														
	3rd														
	4th														
	5th														
	Sampling												–		
MW-23	Initial														
	1st	Dry	@		40.35		1				30 – 40				
	2nd														
	3rd														
	4th														
	5th														
	Sampling														
MW-24	Initial	12:36	7.03	110.1	18.0	1.95	9.92		31.29		30 – 40	–	–	–	Slight odor
	1st												–		
	2nd														
	3rd														
	4th														
	5th														
	Sampling														

*= (Depth of Well) - (Depth to Water = **Water Height**

One Well Volume =x.047 for 1" wells * x **.163 for 2" wells,** or * x **.66 for 4" wells**, 1.469 for 6" wells

= One Well Volume x 5 = **Gallons Purged (calculated)

Casing	Gallons
1"	0.047
2"	0.163
4"	0.653
6"	1.469

Sampling Case#	Ph/Conductance SN	DO SN	Turbidity
Case #1	15H101448	17E101302	201301183
Case #2	15E101481	14H103098	201301174
Case #3	17E100512	17E103488	201510251

Midlands Environmental Consultants, Inc.

Monitoring Well Purge And Sampling Data

Field Personnel: HS, TD, DG, MN

Sampling Date(s): 5/19/25

Sampling Case#: 2

Job Name: UST Unknown 148-24

Job Number: 25-8504

Calibration Data for :

Calibration Successful? Yes or No (Please Circle)

pH:	Yes	No
Conductivity:	Yes	No
Dissolved Oxygen:	Yes	No

Turbidity: **Conductivity Calibrated Every 3 Months by QA Manager**

Well No.	Purge Volume	Sample Time	pH(i)	cond(i)	Temp. (°C)	DO (mg/l)	Turbidity (NTU)	Depth to (feet): product	Depth to (feet): initial H_2O	Depth to (feet): final H_2O	Well Depth (feet)	Water Height *(feet)	Gallons Purged **calc.	Gallons Purged actual	Notes
MW-25	Initial	12:31	7.10	73.7	17.6	2.45	10.20		30.12		30 - 40	—	—	—	No odor
	1st												✓		
	2nd														
	3rd														
	4th														
	5th														
	Sampling														
MW-26	Initial	13:00	6.44	74.3	18.7	1.78	9.34		30.35		30 - 40	—	—	—	Strong odor
	1st												✓		
	2nd														
	3rd														
	4th														
	5th														
	Sampling														
MW-27	Initial	12:05	7.22	47.2	19.1	3.50	9.75		33.84		30 - 40	—	—	—	No odor
	1st												✓		
	2nd														
	3rd														
	4th														
	5th														
	Sampling														
MW-28	Initial	12:07	7.24	101.7	19.5	3.70	9.34		37.64		32 - 42	—	—	—	No odor
	1st												✓		
	2nd														
	3rd														
	4th														
	5th														
	Sampling														

*= (Depth of Well) - (Depth to Water = **Water Height**

One Well Volume =x.047 for 1" wells * x **.163 for 2" wells**, or * x **.66 for 4" wells**, 1.469 for 6" wells

= One Well Volume x 5 = **Gallons Purged (calculated)

Casing	Gallons
1"	0.047
2"	0.163
4"	0.653
6"	1.469

Sampling Case#	Ph/Conductance SN	DO SN	Turbidity
Case #1	15H101448	17E101302	201301183
Case #2	15E101481	14H103098	201301174
Case #3	17E100512	17E103488	201510251

Midlands Environmental Consultants, Inc.

Monitoring Well Purge And Sampling Data

Field Personnel: HS, TD, DG, MN

Sampling Date(s): 5/19/25

Sampling Case#: 2

Job Name: UST Unknown 143-24

Job Number: 25-8504

Calibration Data for :

Calibration Successful? Yes or No (Please Circle)

pH:	Yes	No
Conductivity:	Yes	No
Dissolved Oxygen:	Yes	No

Turbidity: **Conductivity Calibrated Every 3 Months by QA Manager**

Well No.	Purge Volume	Sample Time	pH(i)	cond(i)	Temp. (°C)	DO (mg/l)	Turbidity (NTU)	Depth to (feet): product	Depth to (feet): initial H_2O	Depth to (feet): final H_2O	Well Depth (feet)	Water Height *(feet)	Gallons Purged **calc.	Gallons Purged actual	Notes
MW-29	Initial	11:33	6.13	57.2	16.3	2.30	9.80		39.97		35 - 45	—	—	—	5% Gas odor
	1st												—		
	2nd														
	3rd														
	4th														
	5th														
	Sampling														
MW-31	Initial	11:[illegible]	7.82	98.6	17.1	3.80	9.87		39.45		30 - 40	—	—	—	No odor
	1st												—		
	2nd														
	3rd														
	4th														
	5th														
	Sampling														
MW-32	Initial	11:45	8.49	60.8	17.9	3.31	9.82		36.11		30 - 40	—	—	—	No odor
	1st												—		
	2nd														
	3rd														
	4th														
	5th														
	Sampling														
DW-1	Initial	12:15	7.14	41.5	16.5	3.80	9.55		33.31	41.70	60 - 65	31.69	5.17	Dry @ 5.25 gal	No odor
	1st	12:21	7.08	32.6	16.2	4.02	5.60						25.85		
	2nd														
	3rd														
	4th														
	5th														
	Sampling	14:20	7.12	33.7	16.3	3.87	10.13								

*= (Depth of Well) - (Depth to Water = **Water Height**

One Well Volume =x.047 for 1" wells * x **.163 for 2" wells**, or * x **.66 for 4" wells**, 1.469 for 6" wells

= One Well Volume x 5 = **Gallons Purged (calculated)

Casing	Gallons
1"	0.047
2"	0.163
4"	0.653
6"	1.469

Sampling Case#	Ph/Conductance SN	DO SN	Turbidity
Case #1	15H101448	17E101302	201301183
Case #2	15E101481	14H103098	201301174
Case #3	17E100512	17E103488	201510251

Midlands Environmental Consultants, Inc.

Monitoring Well Purge And Sampling Data

Field Personnel: HS, TD, DG, MN

Sampling Date(s): 5/19/25

Sampling Case#: 2

Job Name: UST Unknown 148-24

Job Number: 25-8504

Calibration Data for :

Calibration Successful? Yes or No (Please Circle)

pH:	Yes	No
Conductivity:	Yes	No
Dissolved Oxygen:	Yes	No
Turbidity:	Conductivity Calibrated Every 3 Months by QA Manager	

Well No.	Purge Volume	Sample Time	pH(i)	cond(i)	Temp. (°C)	DO (mg/l)	Turbidity (NTU)	Depth to (feet): product	Depth to (feet): initial H_2O	Depth to (feet): final H_2O	Well Depth (feet)	Water Height *(feet)	Gallons Purged **calc.	Gallons Purged actual	Notes
Dw-2	Initial	11:24	8.86	34.9	16.4	2.10	9.95		40.72	43.62	60 – 65	24.28	3.96	Dry @ 4 gal	Slight odor
	1st	11:28	8.01	30.8	16.1	2.12	15.60								
	2nd														
	3rd														
	4th														
	5th												19.80		
	Sampling	13:45	8.40	32.7	16.3	2.11	14.88								
Dw-3	Initial	11:50	10.42	28.3	15.7	3.50	4.82		40.07	43.67	60 – 65	24.97	4.07	Dry @ 4.25 gal	Mg odor
	1st	11:54	6.12	20.1	15.3	3.21	18.11						29.35		
	2nd														
	3rd														
	4th														
	5th														
	Sampling	13:48	6.37	21.2	15.3	3.28	10.12								
Dw-4	Initial	11:33	10.35	36.9	16.5	2.22	4.80		40.48	42.10	58 – 63	22.52	3.67	Dry @ 3.75 gal	Slig Mt odor
	1st	11:37	8.12	30.1	16.2	3.10	12.22						18.35		
	2nd														
	3rd														
	4th														
	5th														
	Sampling	13:51	8.40	32.4	16.4	2.40	10.15								
Dw-5	Initial	11:38	6.73	61.3	15.7	3.88	10.11		41.50	48.10	59 – 64	22.50	3.67	Dry @ 3.75 gal	Mg odor
	1st	11:42	6.62	55.4	15.3	3.91	19.20						18.35		
	2nd														
	3rd														
	4th														
	5th														
	Sampling	13:55	6.69	58.6	15.4	3.89	10.20								

*= (Depth of Well) - (Depth to Water = **Water Height**

One Well Volume =x.047 for 1" wells * x **.163 for 2" wells**, or * x **.66 for 4" wells**, 1.469 for 6" wells

= One Well Volume x 5 = **Gallons Purged (calculated)

Casing	Gallons
1"	0.047
2"	0.163
4"	0.653
6"	1.469

Sampling Case#	Ph/Conductance SN	DO SN	Turbidity
Case #1	15H101448	17E101302	201301183
Case #2	15E101481	14H103098	201301174
Case #3	17E100512	17E103488	201510251

Midlands Environmental Consultants, Inc.

Monitoring Well Purge And Sampling Data

Field Personnel: HS, TD, DG, MN

Sampling Date(s): 5/19/25

Sampling Case#: 2

Job Name: UST Unknown 148224

Job Number: 25-8504

Calibration Data for :

Calibration Successful? Yes or No (Please Circle)

pH:	Yes	No
Conductivity:	Yes	No
Dissolved Oxygen:	Yes	No
Turbidity:	Conductivity Calibrated Every 3 Months by QA Manager	

Well No.	Purge Volume	Sample Time	pH(i)	cond(i)	Temp. (°C)	DO (mg/l)	Turbidity (NTU)	Depth to (feet): product	Depth to (feet): initial H_2O	Depth to (feet): final H_2O	Well Depth (feet)	Water Height *(feet)	Gallons Purged **calc.	Gallons Purged actual	Notes
DW-6	Initial	11:35	9.20	109.6	17.6	4.01	9.50		35.34	40.20	60 - 65	29.66	4.83	Dry @ 5 gal	IVC odor
	1st	11:40	7.12	100.8	17.2	4.10	15.60						24.15		
	2nd														
	3rd														
	4th														
	5th														
	Sampling	13:52	8.50	108.6	17.3	4.03	12.60								
DDW-1	Initial	11:00	93.5'						60.99 - 2.46 = 58.53		80 - 120	61.47			
	1st	11:02	92.5'												
	2nd	11:06	102.5'												
	3rd	11:09	112.5'												
	4th	11:13	119.5'												
	5th														
	Sampling														
DDW-2	Initial	11:20	9.53	190.0	16.7	4.20	9.40		39.02	42.60	85 - 90	50.98	8.31	Dry @ 8.50 gal	IVC odor
	1st	11:29	9.10	143.7	16.2	2.90	17.10						41.55		
	2nd														
	3rd														
	4th														
	5th														
	Sampling	13:46	9.20	150.2	16.3	2.95	10.12								
DDW-3	Initial	11:17	7.04	156.2	16.4	3.12	9.10		41.03	44.25	85 - 90	48.97	7.98	Dry @ 8gal	NC odor
	1st	11:55	6.20	132.4	16.2	2.98	18.90						39.9		
	2nd														
	3rd														
	4th														
	5th														
	Sampling	13:58	6.33	137.5	16.3	2.99	10.18								

*= (Depth of Well) - (Depth to Water = **Water Height**

One Well Volume =x.047 for 1" wells * x **.163 for 2" wells**, or * x **.66 for 4" wells**, 1.469 for 6" wells

= One Well Volume x 5 = **Gallons Purged (calculated)

Casing	Gallons
1"	0.047
2"	0.163
4"	0.653
6"	1.469

Sampling Case#	Ph/Conductance SN	DO SN	Turbidity
Case #1	15H101448	17E101302	201301183
Case #2	15E101481	14H103098	201301174
Case #3	17E100512	17E103488	201510251

Midlands Environmental Consultants, Inc.

Monitoring Well Purge And Sampling Data

Field Personnel: HS, TD, DG, MN

Sampling Date(s): 5/19/25

Sampling Case#: 2

Job Name: UST Unknown 148-24

Job Number: 25-8504

Calibration Data for :

Calibration Successful? Yes or No (Please Circle)

pH: Yes No

Conductivity: Yes No

Dissolved Oxygen: Yes No

Turbidity: **Conductivity Calibrated Every 3 Months by QA Manager**

Well No.	Purge Volume	Sample Time	pH(i)	cond(i)	Temp. (°C)	DO (mg/l)	Turbidity (NTU)	Depth to (feet): product	Depth to (feet): initial H_2O	Depth to (feet): final H_2O	Well Depth (feet)	Water Height *(feet)	Gallons Purged **calc.	Gallons Purged actual	Notes
DPW-4	Initial	11:22	10.12	167.6	17.7	3.20	9.60								
	1st	11:30	8.40	150.2	17.2	3.04	14.11								
	2nd								36.13	39.44	80 - 85	48.87	7.97	Drg @ 8gal	NO odor
	3rd														
	4th														
	5th												39.85		
	Sampling	13:47	9.10	155.6	17.5	3.10	12.62								
RW-1	Initial	13:09	[redacted]	[redacted]	[redacted]	1.93	9.15								
	1st		7.80	119.0	18.9										
	2nd								29.21		20 - 40	—	—	—	4" well Strong odor
	3rd														
	4th														
	5th												—		
	Sampling														
RW-2	Initial	12:59	7.24	173.8	17.8	1.91	9.93								
	1st														
	2nd														
	3rd								29.40		20 - 40	—	—	—	4" well Strong odor
	4th														
	5th												—		
	Sampling														
RW-3	Initial	12:55	7.77	171.9	18.0	1.84	9.20								
	1st														
	2nd														
	3rd								29.75		20 - 40	—	—	—	Strong odor 4" well
	4th														
	5th												—		
	Sampling														

*= (Depth of Well) - (Depth to Water = **Water Height**

One Well Volume =x.047 for 1" wells * x **.163 for 2" wells**, or * x **.66 for 4" wells**, 1.469 for 6" wells

= One Well Volume x 5 = **Gallons Purged (calculated)

Casing	Gallons
1"	0.047
2"	0.163
4"	0.653
6"	1.469

Sampling Case#	Ph/Conductance SN	DO SN	Turbidity
Case #1	15H101448	17E101302	201301183
Case #2	15E101481	14H103098	201301174
Case #3	17E100512	17E103488	201510251

Midlands Environmental Consultants, Inc.

Monitoring Well Purge And Sampling Data

Field Personnel: HS, TD, DG, MN

Sampling Date(s): 5/19/25

Sampling Case#: 2

Job Name: UST Unknown 148224

Job Number: 25-8504

Calibration Data for :

Calibration Successful? Yes or No (Please Circle)

pH: Yes No

Conductivity: Yes No

Dissolved Oxygen: Yes No

Turbidity: **Conductivity Calibrated Every 3 Months by QA Manager**

Well No.	Purge Volume	Sample Time	pH(i)	cond(i)	Temp. (°C)	DO (mg/l)	Turbidity (NTU)	Depth to (feet): product	Depth to (feet): initial H_2O	Depth to (feet): final H_2O	Well Depth (feet)	Water Height *(feet)	Gallons Purged **calc.	Gallons Purged actual	Notes
RW-5	Initial	12:45													
	1st														
	2nd														
	3rd	Sampled below FP							30.35		20 - 40	—	—	—	4" well FP
	4th							30.33							
	5th														
	Sampling														
RW-4	Initial	12:50	6.78	41.6	17.4	1.35	9.16								
	1st														
	2nd														
	3rd							globules	30.08		20 - 40	—	—	—	4" well strong odor
	4th														
	5th														
	Sampling														
EP-4	Initial	12:54	6.80	46.5	18.1	1.57	9.04								
	1st														
	2nd														
	3rd								28.72		20 - 35	—	—	—	strong odor
	4th														
	5th														
	Sampling														
EP-12	Initial	12:40	6.98	46.5	17.9	1.90	9.85								
	1st														
	2nd														
	3rd								21.20		20 - 35	—	—	—	strong odor
	4th														
	5th														
	Sampling														

*= (Depth of Well) - (Depth to Water = **Water Height**

One Well Volume =x.047 for 1" wells * x **.163 for 2" wells,** or * x **.66 for 4" wells**, 1.469 for 6" wells

= One Well Volume x 5 = **Gallons Purged (calculated)

Casing	Gallons
1"	0.047
2"	0.163
4"	0.653
6"	1.469

Sampling Case#	Ph/Conductance SN	DO SN	Turbidity
Case #1	15H101448	17E101302	201301183
Case #2	15E101481	14H103098	201301174
Case #3	17E100512	17E103488	201510251

Midlands Environmental Consultants, Inc.

Monitoring Well Purge And Sampling Data

Field Personnel: HS, TD, DG, MN

Sampling Date(s): 5/19/25

Sampling Case#: 2

Job Name: UST Unknown 148224

Job Number: 25-6504

Calibration Data for :

Calibration Successful? Yes or No (Please Circle)

pH:	Yes	No
Conductivity:	Yes	No
Dissolved Oxygen:	Yes	No

Turbidity: **Conductivity Calibrated Every 3 Months by QA Manager**

Well No.	Purge Volume	Sample Time	pH(i)	cond(i)	Temp. (°C)	DO (mg/l)	Turbidity (NTU)	Depth to (feet): product	Depth to (feet): initial H_2O	Depth to (feet): final H_2O	Well Depth (feet)	Water Height *(feet)	Gallons Purged **calc.	Gallons Purged actual	Notes
EP-16	Initial	12:51	7.40	74.5	18.7	1.66	9.22		30.16	[redacted]	TD:	4.19	0.68	Dry	Strong odor
	1st	12:52	7.32	70.8	18.3	1.60	12.60								
	2nd	12:53	7.12	67.6	18.1	1.52	13.90								
	3rd	12:54	7.08	62.4	17.5	1.50	18.10		[redacted]	31.12	34.35*				
	4th														
	5th														
	Sampling	14:39	7.13	68.9	18.5	1.55	11.01						3.40	2.25 gal	
EP-20	Initial	12:41	6.80	61.2	18.4	1.88	9.62		30.14		13 – 35	—	—	—	Strong odor
	1st														
	2nd														
	3rd														
	4th														
	5th														
	Sampling														
Sw-1	Initial	13:30	8.10	95.6	20.4	2.25	9.82	(34.689108, -82.946114)							
	1st														
	2nd														
	3rd														
Sw-2	4th	13:32	8.22	22.4	20.5	3.10	9.95								
	5th														
	Sampling							(34.688505, -82.945634)							
Sw-3	Initial	13:35	7.7	23.5	20.8	3.15	9.11	(34.688169, -82.945495)							
	1st														
	2nd														
	3rd														
Sw-4	4th	13:37	7.72	82.9	20.4	4.60	9.77								
	5th														
	Sampling							(34.687784, -82.945225							

*= (Depth of Well) - (Depth to Water = **Water Height**

One Well Volume =x.047 for 1" wells * x **.163 for 2" wells**, or * x **.66 for 4" wells**, 1.469 for 6" wells

= One Well Volume x 5 = **Gallons Purged (calculated)

Casing	Gallons
1"	0.047
2"	0.163
4"	0.653
6"	1.469

Sampling Case#	Ph/Conductance SN	DO SN	Turbidity
Case #1	15H101448	17E101302	201301183
Case #2	15E101481	14H103098	201301174
Case #3	17E100512	17E103488	201510251

Midlands Environmental Consultants, Inc.

Monitoring Well Purge And Sampling Data

Field Personnel: HS, TD, DG, MN

Sampling Date(s): 5/19/25

Sampling Case#: 2

Job Name: UST Unknown 148-24

Job Number: 25-8504

Calibration Data for :

Calibration Successful? Yes or No (Please Circle)

pH: Yes No

Conductivity: Yes No

Dissolved Oxygen: Yes No

Turbidity: **Conductivity Calibrated Every 3 Months by QA Manager**

Well No.	Purge Volume	Sample Time	pH(i)	cond(i)	Temp. (°C)	DO (mg/l)	Turbidity (NTU)	Depth to (feet): product	Depth to (feet): initial H_2O	Depth to (feet): final H_2O	Well Depth (feet)	Water Height *(feet)	Gallons Purged **calc.	Gallons Purged actual	Notes
Dup-1	Initial	12:16,	dupe	of	MW-20,	slight	odor								
	1st														
Dup-2	2nd	12:21,	dupe	of	MW-13,	slight	odor								
	3rd														
Dup 3	4th														
	5th	12:26,	dupe	of	MW-22,	slight	odor								
	Sampling														
FB	Initial														
	1st	14:50													
GAC	2nd	14:52													
	3rd														
TB-1	4th														
	5th	0800													
	Sampling														
TB-2	Initial	0800													
	1st														
	2nd														
	3rd														
	4th														
	5th														
	Sampling														
	Initial														
	1st														
	2nd														
	3rd														
	4th														
	5th														
	Sampling														

*= (Depth of Well) - (Depth to Water = **Water Height**

One Well Volume =x.047 for 1" wells * x **.163 for 2" wells,** or * x **.66 for 4" wells**, 1.469 for 6" wells

= One Well Volume x 5 = **Gallons Purged (calculated)

Casing	Gallons
1"	0.047
2"	0.163
4"	0.653
6"	1.469

Sampling Case#	Ph/Conductance SN	DO SN	Turbidity
Case #1	15H101448	17E101302	201301183
Case #2	15E101481	14H103098	201301174
Case #3	17E100512	17E103488	201510251

Pace Analytical Services, LLC
9800 Kincey Ave. Suite 100
Huntersville, NC 28078
(704)875-9092

May 31, 2025

Mr. Bryan Shane, P.G.
Midlands Environmental
PO Box 854
Lexington, SC 29071

RE: Project: UST UNKNOWN 14324
Pace Project No.: 92798105

Dear Mr. Shane, P.G.:

Enclosed are the analytical results for sample(s) received by the laboratory on May 21, 2025. The results relate only to the samples included in this report. Results reported herein conform to the applicable TNI/NELAC Standards and the laboratory's Quality Manual, where applicable, unless otherwise noted in the body of the report.

The test results provided in this final report were generated by each of the following laboratories within the Pace Network:

- Pace Analytical Services - Charlotte

If you have any questions concerning this report, please feel free to contact me.

Sincerely,

Angela M. Baioni

Angela Baioni for
Blake Hilton
blake.hilton@pacelabs.com
(704)875-9092
Project Manager

Enclosures

cc: Mr. Jeff Coleman, Midlands Environmental

Pace Analytical Services, LLC
9800 Kincey Ave. Suite 100
Huntersville, NC 28078
(704)875-9092

CERTIFICATIONS

Project: UST UNKNOWN 14324
Pace Project No.: 92798105

Pace Analytical Services Charlotte

South Carolina Laboratory ID: 99006
9800 Kincey Ave. Ste 100, Huntersville, NC 28078
North Carolina Drinking Water Certification #: 37706
North Carolina Field Services Certification #: 5342
North Carolina Wastewater Certification #: 12
South Carolina Laboratory ID: 99006
South Carolina Certification #: 99006001
South Carolina Drinking Water Cert. #: 99006003
Florida/NELAP Certification #: E87627
Kentucky UST Certification #: 84
Louisiana DoH Drinking Water #: LA029
Virginia/VELAP Certification #: 460221

REPORT OF LABORATORY ANALYSIS

This report shall not be reproduced, except in full,
without the written consent of Pace Analytical Services, LLC.

Pace Analytical Services, LLC
9800 Kincey Ave. Suite 100
Huntersville, NC 28078
(704)875-9092

SAMPLE ANALYTE COUNT

Project: UST UNKNOWN 14324
Pace Project No.: 92798105

Lab ID	Sample ID	Method	Analysts	Analytes Reported	Laboratory
92798105001	**MW-1**	EPA 8011	SEM	2	PASI-C
		EPA 8260D	JN	20	PASI-C
92798105002	**MW-2**	EPA 8011	SEM	2	PASI-C
		EPA 8260D	LMB	20	PASI-C
92798105003	**MW-4**	EPA 8011	SEM	2	PASI-C
		EPA 8260D	TMH	20	PASI-C
92798105004	**MW-5**	EPA 8011	SEM	2	PASI-C
		EPA 8260D	TMH	20	PASI-C
92798105005	**MW-12**	EPA 8011	SEM	2	PASI-C
		EPA 8260D	TMH	20	PASI-C
92798105006	**MW-19R**	EPA 8011	SEM	2	PASI-C
		EPA 8260D	TMH	20	PASI-C
92798105007	**MW-20**	EPA 8011	SEM	2	PASI-C
		EPA 8260D	LMB	20	PASI-C
92798105009	**MW-21R**	EPA 8011	SMS1	2	PASI-C
		EPA 8260D	LMB	20	PASI-C
92798105010	**MW-22**	EPA 8011	SMS1	2	PASI-C
		EPA 8260D	TMH	20	PASI-C
92798105011	**MW-24**	EPA 8011	SMS1	2	PASI-C
		EPA 8260D	TMH	20	PASI-C
92798105012	**MW-25**	EPA 8011	SMS1	2	PASI-C
		EPA 8260D	SAS	20	PASI-C
92798105013	**MW-26**	EPA 8011	SMS1	2	PASI-C
		EPA 8260D	TMH	20	PASI-C
92798105014	**MW-27**	EPA 8011	SMS1	2	PASI-C
		EPA 8260D	SAS	20	PASI-C
92798105015	**MW-28**	EPA 8011	SMS1	2	PASI-C
		EPA 8260D	SAS	20	PASI-C
92798105016	**MW-29**	EPA 8011	SMS1	2	PASI-C
		EPA 8260D	TMH	20	PASI-C
92798105017	**MW-31**	EPA 8011	SMS1	2	PASI-C
		EPA 8260D	SAS	20	PASI-C
92798105018	**MW-32**	EPA 8011	SMS1	2	PASI-C
		EPA 8260D	SAS	20	PASI-C
92798105019	**DW-1**	EPA 8011	SMS1	2	PASI-C
		EPA 8260D	JN	20	PASI-C
92798105020	**DW-2**	EPA 8011	SMS1	2	PASI-C

This report shall not be reproduced, except in full,
without the written consent of Pace Analytical Services, LLC.

Pace Analytical Services, LLC
9800 Kincey Ave. Suite 100
Huntersville, NC 28078
(704)875-9092

SAMPLE ANALYTE COUNT

Project: UST UNKNOWN 14324
Pace Project No.: 92798105

Lab ID	Sample ID	Method	Analysts	Analytes Reported	Laboratory
		EPA 8260D	TMH	20	PASI-C
92798105021	**DW-3**	EPA 8011	SMS1	2	PASI-C
		EPA 8260D	JN	20	PASI-C
92798105022	**DW-4**	EPA 8011	SMS1	2	PASI-C
		EPA 8260D	JN	20	PASI-C
92798105023	**DW-5**	EPA 8011	SMS1	2	PASI-C
		EPA 8260D	SAS	20	PASI-C
92798105024	**DW-6**	EPA 8011	SMS1	2	PASI-C
		EPA 8260D	SAS	20	PASI-C
92798105025	**DDW-1 (83.5)**	EPA 8011	SMS1	2	PASI-C
		EPA 8260D	SAS	20	PASI-C
92798105026	**DDW-1 (92.5)**	EPA 8011	SMS1	2	PASI-C
		EPA 8260D	SAS	20	PASI-C
92798105027	**DDW-1 (102.5)**	EPA 8011	SMS1	2	PASI-C
		EPA 8260D	LMB	20	PASI-C
92798105028	**DDW-1 (112.5)**	EPA 8011	SMS1	2	PASI-C
		EPA 8260D	LMB	20	PASI-C
92798105029	**DDW-1 (119.5)**	EPA 8011	SMS1	2	PASI-C
		EPA 8260D	LMB	20	PASI-C
92798105030	**DDW-2**	EPA 8011	SMS1	2	PASI-C
		EPA 8260D	LMB	20	PASI-C
92798105031	**DDW-3**	EPA 8011	SMS1	2	PASI-C
		EPA 8260D	LMB	20	PASI-C
92798105032	**DDW-4**	EPA 8011	SMS1	2	PASI-C
		EPA 8260D	LMB	20	PASI-C
92798105033	**RW-1**	EPA 8011	SEM	2	PASI-C
		EPA 8260D	LMB	20	PASI-C
92798105034	**RW-2**	EPA 8011	SMS1	2	PASI-C
		EPA 8260D	LMB	20	PASI-C
92798105035	**RW-3**	EPA 8011	SEM	2	PASI-C
		EPA 8260D	TMH	20	PASI-C
92798105036	**RW-4**	EPA 8011	SEM	2	PASI-C
		EPA 8260D	LMB	20	PASI-C
92798105037	**RW-5**	EPA 8011	SEM	2	PASI-C
		EPA 8260D	LMB	20	PASI-C
92798105038	**EP-4**	EPA 8011	SMS1	2	PASI-C
		EPA 8260D	TMH	20	PASI-C

REPORT OF LABORATORY ANALYSIS

This report shall not be reproduced, except in full,
without the written consent of Pace Analytical Services, LLC.

Pace Analytical Services, LLC
9800 Kincey Ave. Suite 100
Huntersville, NC 28078
(704)875-9092

SAMPLE ANALYTE COUNT

Project: UST UNKNOWN 14324
Pace Project No.: 92798105

Lab ID	Sample ID	Method	Analysts	Analytes Reported	Laboratory
92798105039	**EP-12**	EPA 8011	SEM	2	PASI-C
		EPA 8260D	LMB	20	PASI-C
92798105040	**EP-16**	EPA 8011	SEM	2	PASI-C
		EPA 8260D	TMH	20	PASI-C
92798105041	**EP-20**	EPA 8011	SEM	2	PASI-C
		EPA 8260D	LMB	20	PASI-C
92798105042	**SW-1**	EPA 8011	SEM	2	PASI-C
		EPA 8260D	LMB	20	PASI-C
92798105043	**SW-2**	EPA 8011	SMS1	2	PASI-C
		EPA 8260D	LMB	20	PASI-C
92798105044	**SW-3**	EPA 8011	SMS1	2	PASI-C
		EPA 8260D	LMB	20	PASI-C
92798105045	**SW-4**	EPA 8011	SMS1	2	PASI-C
		EPA 8260D	LMB	20	PASI-C
92798105046	**DUP-1**	EPA 8011	SEM	2	PASI-C
		EPA 8260D	TMH	20	PASI-C
92798105047	**DUP-2**	EPA 8011	SEM	2	PASI-C
		EPA 8260D	TMH	20	PASI-C
92798105048	**DUP-3**	EPA 8011	SEM	2	PASI-C
		EPA 8260D	TMH	20	PASI-C
92798105049	**FB-1**	EPA 8011	SMS1	2	PASI-C
		EPA 8260D	LMB	20	PASI-C
92798105050	**TB-1**	EPA 8260D	LMB	20	PASI-C
92798105051	**TB-2**	EPA 8260D	LMB	20	PASI-C
92798105052	**MW-13**	EPA 8011	SEM	2	PASI-C
		EPA 8260D	LMB	20	PASI-C
92798105053	**GAC**	EPA 8011	SEM	2	PASI-C
		EPA 8260D	LMB	20	PASI-C

PASI-C = Pace Analytical Services - Charlotte

This report shall not be reproduced, except in full,
without the written consent of Pace Analytical Services, LLC.

Pace Analytical Services, LLC
9800 Kincey Ave. Suite 100
Huntersville, NC 28078
(704)875-9092

ANALYTICAL RESULTS

Project: UST UNKNOWN 14324
Pace Project No.: 92798105

Sample: MW-1 **Lab ID: 92798105001** Collected: 05/19/25 13:04 Received: 05/21/25 14:20 Matrix: Water

Parameters	Results	Units	Report Limit	DF	Prepared	Analyzed	CAS No.	Qual
8011 GCS EDB and DBCP	Analytical Method: EPA 8011 Preparation Method: EPA 8011 Pace Analytical Services - Charlotte							
1,2-Dibromoethane (EDB)	ND	ug/L	0.022	1	05/28/25 15:41	05/30/25 02:05	106-93-4	
Surrogates								
1-Chloro-2-bromopropane (S)	142	%	60-140	1	05/28/25 15:41	05/30/25 02:05	301-79-56	S3
8260 MSV	Analytical Method: EPA 8260D Pace Analytical Services - Charlotte							
tert-Amyl Alcohol	ND	ug/L	1250	12.5		05/28/25 07:09	75-85-4	
tert-Amylmethyl ether	ND	ug/L	125	12.5		05/28/25 07:09	994-05-8	
Benzene	ND	ug/L	62.5	12.5		05/28/25 07:09	71-43-2	
3,3-Dimethyl-1-Butanol	ND	ug/L	1250	12.5		05/28/25 07:09	624-95-3	
tert-Butyl Alcohol	ND	ug/L	1250	12.5		05/28/25 07:09	75-65-0	
tert-Butyl Formate	ND	ug/L	625	12.5		05/28/25 07:09	762-75-4	
1,2-Dichloroethane	ND	ug/L	62.5	12.5		05/28/25 07:09	107-06-2	
Diisopropyl ether	ND	ug/L	62.5	12.5		05/28/25 07:09	108-20-3	
Ethanol	ND	ug/L	2500	12.5		05/28/25 07:09	64-17-5	
Ethylbenzene	**703**	ug/L	62.5	12.5		05/28/25 07:09	100-41-4	
Ethyl-tert-butyl ether	ND	ug/L	125	12.5		05/28/25 07:09	637-92-3	
Methyl-tert-butyl ether	ND	ug/L	62.5	12.5		05/28/25 07:09	1634-04-4	
Naphthalene	**442**	ug/L	62.5	12.5		05/28/25 07:09	91-20-3	
Toluene	ND	ug/L	62.5	12.5		05/28/25 07:09	108-88-3	
Xylene (Total)	**3410**	ug/L	62.5	12.5		05/28/25 07:09	1330-20-7	
m&p-Xylene	**3070**	ug/L	125	12.5		05/28/25 07:09	179601-23-1	
o-Xylene	**341**	ug/L	62.5	12.5		05/28/25 07:09	95-47-6	
Surrogates								
4-Bromofluorobenzene (S)	94	%	70-130	12.5		05/28/25 07:09	460-00-4	
1,2-Dichloroethane-d4 (S)	98	%	70-130	12.5		05/28/25 07:09	17060-07-0	
Toluene-d8 (S)	99	%	70-130	12.5		05/28/25 07:09	2037-26-5	

REPORT OF LABORATORY ANALYSIS

This report shall not be reproduced, except in full,
without the written consent of Pace Analytical Services, LLC.

Pace Analytical Services, LLC
9800 Kincey Ave. Suite 100
Huntersville, NC 28078
(704)875-9092

ANALYTICAL RESULTS

Project: UST UNKNOWN 14324
Pace Project No.: 92798105

Sample: MW-2 **Lab ID: 92798105002** Collected: 05/19/25 12:27 Received: 05/21/25 14:20 Matrix: Water

Parameters	Results	Units	Report Limit	DF	Prepared	Analyzed	CAS No.	Qual
8011 GCS EDB and DBCP	Analytical Method: EPA 8011 Preparation Method: EPA 8011 Pace Analytical Services - Charlotte							
1,2-Dibromoethane (EDB)	**100**	ug/L	20.8	1000	05/28/25 15:41	05/30/25 11:49	106-93-4	
Surrogates								
1-Chloro-2-bromopropane (S)	0	%	60-140	1000	05/28/25 15:41	05/30/25 11:49	301-79-56	S4
8260 MSV	Analytical Method: EPA 8260D Pace Analytical Services - Charlotte							
tert-Amyl Alcohol	ND	ug/L	12500	125		05/24/25 02:22	75-85-4	
tert-Amylmethyl ether	ND	ug/L	1250	125		05/24/25 02:22	994-05-8	
Benzene	**9410**	ug/L	625	125		05/24/25 02:22	71-43-2	
3,3-Dimethyl-1-Butanol	ND	ug/L	12500	125		05/24/25 02:22	624-95-3	
tert-Butyl Alcohol	ND	ug/L	12500	125		05/24/25 02:22	75-65-0	
tert-Butyl Formate	ND	ug/L	6250	125		05/24/25 02:22	762-75-4	
1,2-Dichloroethane	ND	ug/L	625	125		05/24/25 02:22	107-06-2	
Diisopropyl ether	ND	ug/L	625	125		05/24/25 02:22	108-20-3	
Ethanol	ND	ug/L	25000	125		05/24/25 02:22	64-17-5	
Ethylbenzene	**1600**	ug/L	625	125		05/24/25 02:22	100-41-4	
Ethyl-tert-butyl ether	ND	ug/L	1250	125		05/24/25 02:22	637-92-3	
Methyl-tert-butyl ether	ND	ug/L	625	125		05/24/25 02:22	1634-04-4	
Naphthalene	**471J**	ug/L	625	125		05/24/25 02:22	91-20-3	
Toluene	**23300**	ug/L	625	125		05/24/25 02:22	108-88-3	
Xylene (Total)	**9510**	ug/L	625	125		05/24/25 02:22	1330-20-7	
m&p-Xylene	**6410**	ug/L	1250	125		05/24/25 02:22	179601-23-1	
o-Xylene	**3100**	ug/L	625	125		05/24/25 02:22	95-47-6	
Surrogates								
4-Bromofluorobenzene (S)	96	%	70-130	125		05/24/25 02:22	460-00-4	
1,2-Dichloroethane-d4 (S)	97	%	70-130	125		05/24/25 02:22	17060-07-0	
Toluene-d8 (S)	98	%	70-130	125		05/24/25 02:22	2037-26-5	

REPORT OF LABORATORY ANALYSIS

This report shall not be reproduced, except in full,
without the written consent of Pace Analytical Services, LLC.

Pace Analytical Services, LLC
9800 Kincey Ave. Suite 100
Huntersville, NC 28078
(704)875-9092

ANALYTICAL RESULTS

Project: UST UNKNOWN 14324
Pace Project No.: 92798105

Sample: MW-4 **Lab ID: 92798105003** Collected: 05/19/25 12:46 Received: 05/21/25 14:20 Matrix: Water

Parameters	Results	Units	Report Limit	DF	Prepared	Analyzed	CAS No.	Qual
8011 GCS EDB and DBCP	Analytical Method: EPA 8011 Preparation Method: EPA 8011 Pace Analytical Services - Charlotte							
1,2-Dibromoethane (EDB)	**331**	ug/L	43.3	2000	05/28/25 15:41	05/30/25 12:01	106-93-4	
Surrogates								
1-Chloro-2-bromopropane (S)	0	%	60-140	2000	05/28/25 15:41	05/30/25 12:01	301-79-56	S4
8260 MSV	Analytical Method: EPA 8260D Pace Analytical Services - Charlotte							
tert-Amyl Alcohol	ND	ug/L	12500	125		05/28/25 05:30	75-85-4	
tert-Amylmethyl ether	ND	ug/L	1250	125		05/28/25 05:30	994-05-8	
Benzene	**14900**	ug/L	625	125		05/28/25 05:30	71-43-2	
3,3-Dimethyl-1-Butanol	ND	ug/L	12500	125		05/28/25 05:30	624-95-3	
tert-Butyl Alcohol	ND	ug/L	12500	125		05/28/25 05:30	75-65-0	
tert-Butyl Formate	ND	ug/L	6250	125		05/28/25 05:30	762-75-4	
1,2-Dichloroethane	ND	ug/L	625	125		05/28/25 05:30	107-06-2	
Diisopropyl ether	ND	ug/L	625	125		05/28/25 05:30	108-20-3	
Ethanol	ND	ug/L	25000	125		05/28/25 05:30	64-17-5	
Ethylbenzene	**1090**	ug/L	625	125		05/28/25 05:30	100-41-4	
Ethyl-tert-butyl ether	ND	ug/L	1250	125		05/28/25 05:30	637-92-3	
Methyl-tert-butyl ether	ND	ug/L	625	125		05/28/25 05:30	1634-04-4	
Naphthalene	**1020**	ug/L	625	125		05/28/25 05:30	91-20-3	v3
Toluene	**21800**	ug/L	625	125		05/28/25 05:30	108-88-3	
Xylene (Total)	**15300**	ug/L	625	125		05/28/25 05:30	1330-20-7	
m&p-Xylene	**10200**	ug/L	1250	125		05/28/25 05:30	179601-23-1	
o-Xylene	**5070**	ug/L	625	125		05/28/25 05:30	95-47-6	
Surrogates								
4-Bromofluorobenzene (S)	100	%	70-130	125		05/28/25 05:30	460-00-4	
1,2-Dichloroethane-d4 (S)	95	%	70-130	125		05/28/25 05:30	17060-07-0	
Toluene-d8 (S)	96	%	70-130	125		05/28/25 05:30	2037-26-5	

REPORT OF LABORATORY ANALYSIS

This report shall not be reproduced, except in full,
without the written consent of Pace Analytical Services, LLC.

Pace Analytical Services, LLC
9800 Kincey Ave. Suite 100
Huntersville, NC 28078
(704)875-9092

ANALYTICAL RESULTS

Project: UST UNKNOWN 14324
Pace Project No.: 92798105

Sample: MW-5 **Lab ID: 92798105004** Collected: 05/19/25 14:35 Received: 05/21/25 14:20 Matrix: Water

Parameters	Results	Units	Report Limit	DF	Prepared	Analyzed	CAS No.	Qual
8011 GCS EDB and DBCP	Analytical Method: EPA 8011 Preparation Method: EPA 8011 Pace Analytical Services - Charlotte							
1,2-Dibromoethane (EDB)	ND	ug/L	0.022	1	05/28/25 15:41	05/30/25 02:37	106-93-4	
Surrogates								
1-Chloro-2-bromopropane (S)	131	%	60-140	1	05/28/25 15:41	05/30/25 02:37	301-79-56	
8260 MSV	Analytical Method: EPA 8260D Pace Analytical Services - Charlotte							
tert-Amyl Alcohol	ND	ug/L	100	1		05/22/25 23:13	75-85-4	
tert-Amylmethyl ether	ND	ug/L	10.0	1		05/22/25 23:13	994-05-8	
Benzene	ND	ug/L	5.0	1		05/22/25 23:13	71-43-2	
3,3-Dimethyl-1-Butanol	ND	ug/L	100	1		05/22/25 23:13	624-95-3	
tert-Butyl Alcohol	ND	ug/L	100	1		05/22/25 23:13	75-65-0	
tert-Butyl Formate	ND	ug/L	50.0	1		05/22/25 23:13	762-75-4	v2
1,2-Dichloroethane	ND	ug/L	5.0	1		05/22/25 23:13	107-06-2	
Diisopropyl ether	ND	ug/L	5.0	1		05/22/25 23:13	108-20-3	
Ethanol	ND	ug/L	200	1		05/22/25 23:13	64-17-5	
Ethylbenzene	ND	ug/L	5.0	1		05/22/25 23:13	100-41-4	
Ethyl-tert-butyl ether	ND	ug/L	10.0	1		05/22/25 23:13	637-92-3	
Methyl-tert-butyl ether	ND	ug/L	5.0	1		05/22/25 23:13	1634-04-4	
Naphthalene	ND	ug/L	5.0	1		05/22/25 23:13	91-20-3	M1
Toluene	ND	ug/L	5.0	1		05/22/25 23:13	108-88-3	
Xylene (Total)	ND	ug/L	5.0	1		05/22/25 23:13	1330-20-7	MS
m&p-Xylene	ND	ug/L	10.0	1		05/22/25 23:13	179601-23-1	M1
o-Xylene	ND	ug/L	5.0	1		05/22/25 23:13	95-47-6	M1
Surrogates								
4-Bromofluorobenzene (S)	91	%	70-130	1		05/22/25 23:13	460-00-4	
1,2-Dichloroethane-d4 (S)	107	%	70-130	1		05/22/25 23:13	17060-07-0	
Toluene-d8 (S)	99	%	70-130	1		05/22/25 23:13	2037-26-5	

REPORT OF LABORATORY ANALYSIS

This report shall not be reproduced, except in full,
without the written consent of Pace Analytical Services, LLC.

Pace Analytical Services, LLC
9800 Kincey Ave. Suite 100
Huntersville, NC 28078
(704)875-9092

ANALYTICAL RESULTS

Project: UST UNKNOWN 14324
Pace Project No.: 92798105

Sample: MW-12 **Lab ID: 92798105005** Collected: 05/19/25 14:30 Received: 05/21/25 14:20 Matrix: Water

Parameters	Results	Units	Report Limit	DF	Prepared	Analyzed	CAS No.	Qual
8011 GCS EDB and DBCP	Analytical Method: EPA 8011 Preparation Method: EPA 8011 Pace Analytical Services - Charlotte							
1,2-Dibromoethane (EDB)	**15.1**	ug/L	1.1	50	05/28/25 15:41	05/30/25 12:12	106-93-4	
Surrogates								
1-Chloro-2-bromopropane (S)	0	%	60-140	50	05/28/25 15:41	05/30/25 12:12	301-79-56	S4
8260 MSV	Analytical Method: EPA 8260D Pace Analytical Services - Charlotte							
tert-Amyl Alcohol	ND	ug/L	5000	50		05/28/25 04:09	75-85-4	
tert-Amylmethyl ether	ND	ug/L	500	50		05/28/25 04:09	994-05-8	
Benzene	**2000**	ug/L	250	50		05/28/25 04:09	71-43-2	
3,3-Dimethyl-1-Butanol	ND	ug/L	5000	50		05/28/25 04:09	624-95-3	
tert-Butyl Alcohol	ND	ug/L	5000	50		05/28/25 04:09	75-65-0	
tert-Butyl Formate	ND	ug/L	2500	50		05/28/25 04:09	762-75-4	
1,2-Dichloroethane	ND	ug/L	250	50		05/28/25 04:09	107-06-2	
Diisopropyl ether	ND	ug/L	250	50		05/28/25 04:09	108-20-3	
Ethanol	ND	ug/L	10000	50		05/28/25 04:09	64-17-5	
Ethylbenzene	**762**	ug/L	250	50		05/28/25 04:09	100-41-4	
Ethyl-tert-butyl ether	ND	ug/L	500	50		05/28/25 04:09	637-92-3	
Methyl-tert-butyl ether	ND	ug/L	250	50		05/28/25 04:09	1634-04-4	
Naphthalene	**243J**	ug/L	250	50		05/28/25 04:09	91-20-3	v3
Toluene	**6670**	ug/L	250	50		05/28/25 04:09	108-88-3	
Xylene (Total)	**4370**	ug/L	250	50		05/28/25 04:09	1330-20-7	
m&p-Xylene	**2950**	ug/L	500	50		05/28/25 04:09	179601-23-1	
o-Xylene	**1410**	ug/L	250	50		05/28/25 04:09	95-47-6	
Surrogates								
4-Bromofluorobenzene (S)	100	%	70-130	50		05/28/25 04:09	460-00-4	
1,2-Dichloroethane-d4 (S)	96	%	70-130	50		05/28/25 04:09	17060-07-0	
Toluene-d8 (S)	97	%	70-130	50		05/28/25 04:09	2037-26-5	

REPORT OF LABORATORY ANALYSIS

This report shall not be reproduced, except in full,
without the written consent of Pace Analytical Services, LLC.

Pace Analytical Services, LLC
9800 Kincey Ave. Suite 100
Huntersville, NC 28078
(704)875-9092

ANALYTICAL RESULTS

Project: UST UNKNOWN 14324
Pace Project No.: 92798105

Sample: MW-19R **Lab ID: 92798105006** Collected: 05/19/25 12:26 Received: 05/21/25 14:20 Matrix: Water

Parameters	Results	Units	Report Limit	DF	Prepared	Analyzed	CAS No.	Qual
8011 GCS EDB and DBCP	Analytical Method: EPA 8011 Preparation Method: EPA 8011 Pace Analytical Services - Charlotte							
1,2-Dibromoethane (EDB)	**0.20**	ug/L	0.021	1	05/28/25 15:41	05/30/25 12:24	106-93-4	
Surrogates								
1-Chloro-2-bromopropane (S)	84	%	60-140	1	05/28/25 15:41	05/30/25 12:24	301-79-56	
8260 MSV	Analytical Method: EPA 8260D Pace Analytical Services - Charlotte							
tert-Amyl Alcohol	ND	ug/L	100	1		05/22/25 23:31	75-85-4	
tert-Amylmethyl ether	ND	ug/L	10.0	1		05/22/25 23:31	994-05-8	
Benzene	**4.2J**	ug/L	5.0	1		05/22/25 23:31	71-43-2	
3,3-Dimethyl-1-Butanol	ND	ug/L	100	1		05/22/25 23:31	624-95-3	
tert-Butyl Alcohol	ND	ug/L	100	1		05/22/25 23:31	75-65-0	
tert-Butyl Formate	ND	ug/L	50.0	1		05/22/25 23:31	762-75-4	v2
1,2-Dichloroethane	ND	ug/L	5.0	1		05/22/25 23:31	107-06-2	
Diisopropyl ether	ND	ug/L	5.0	1		05/22/25 23:31	108-20-3	
Ethanol	ND	ug/L	200	1		05/22/25 23:31	64-17-5	
Ethylbenzene	ND	ug/L	5.0	1		05/22/25 23:31	100-41-4	
Ethyl-tert-butyl ether	ND	ug/L	10.0	1		05/22/25 23:31	637-92-3	
Methyl-tert-butyl ether	ND	ug/L	5.0	1		05/22/25 23:31	1634-04-4	
Naphthalene	**16.9**	ug/L	5.0	1		05/22/25 23:31	91-20-3	
Toluene	ND	ug/L	5.0	1		05/22/25 23:31	108-88-3	
Xylene (Total)	**90.2**	ug/L	5.0	1		05/22/25 23:31	1330-20-7	
m&p-Xylene	**49.2**	ug/L	10.0	1		05/22/25 23:31	179601-23-1	
o-Xylene	**41.1**	ug/L	5.0	1		05/22/25 23:31	95-47-6	
Surrogates								
4-Bromofluorobenzene (S)	94	%	70-130	1		05/22/25 23:31	460-00-4	
1,2-Dichloroethane-d4 (S)	106	%	70-130	1		05/22/25 23:31	17060-07-0	
Toluene-d8 (S)	96	%	70-130	1		05/22/25 23:31	2037-26-5	

REPORT OF LABORATORY ANALYSIS

This report shall not be reproduced, except in full,
without the written consent of Pace Analytical Services, LLC.

Pace Analytical Services, LLC
9800 Kincey Ave. Suite 100
Huntersville, NC 28078
(704)875-9092

ANALYTICAL RESULTS

Project: UST UNKNOWN 14324
Pace Project No.: 92798105

Sample: MW-20 **Lab ID: 92798105007** Collected: 05/19/25 12:16 Received: 05/21/25 14:20 Matrix: Water

Parameters	Results	Units	Report Limit	DF	Prepared	Analyzed	CAS No.	Qual
8011 GCS EDB and DBCP	Analytical Method: EPA 8011 Preparation Method: EPA 8011 Pace Analytical Services - Charlotte							
1,2-Dibromoethane (EDB)	**5.3**	ug/L	0.44	20	05/28/25 15:41	05/30/25 12:35	106-93-4	
Surrogates								
1-Chloro-2-bromopropane (S)	0	%	60-140	20	05/28/25 15:41	05/30/25 12:35	301-79-56	S4
8260 MSV	Analytical Method: EPA 8260D Pace Analytical Services - Charlotte							
tert-Amyl Alcohol	ND	ug/L	1250	12.5		05/24/25 05:28	75-85-4	
tert-Amylmethyl ether	ND	ug/L	125	12.5		05/24/25 05:28	994-05-8	
Benzene	**1570**	ug/L	62.5	12.5		05/24/25 05:28	71-43-2	
3,3-Dimethyl-1-Butanol	ND	ug/L	1250	12.5		05/24/25 05:28	624-95-3	
tert-Butyl Alcohol	ND	ug/L	1250	12.5		05/24/25 05:28	75-65-0	
tert-Butyl Formate	ND	ug/L	625	12.5		05/24/25 05:28	762-75-4	
1,2-Dichloroethane	ND	ug/L	62.5	12.5		05/24/25 05:28	107-06-2	
Diisopropyl ether	ND	ug/L	62.5	12.5		05/24/25 05:28	108-20-3	
Ethanol	ND	ug/L	2500	12.5		05/24/25 05:28	64-17-5	
Ethylbenzene	**649**	ug/L	62.5	12.5		05/24/25 05:28	100-41-4	
Ethyl-tert-butyl ether	ND	ug/L	125	12.5		05/24/25 05:28	637-92-3	
Methyl-tert-butyl ether	ND	ug/L	62.5	12.5		05/24/25 05:28	1634-04-4	
Naphthalene	**236**	ug/L	62.5	12.5		05/24/25 05:28	91-20-3	
Toluene	**414**	ug/L	62.5	12.5		05/24/25 05:28	108-88-3	
Xylene (Total)	**2810**	ug/L	62.5	12.5		05/24/25 05:28	1330-20-7	
m&p-Xylene	**2080**	ug/L	125	12.5		05/24/25 05:28	179601-23-1	
o-Xylene	**735**	ug/L	62.5	12.5		05/24/25 05:28	95-47-6	
Surrogates								
4-Bromofluorobenzene (S)	97	%	70-130	12.5		05/24/25 05:28	460-00-4	
1,2-Dichloroethane-d4 (S)	94	%	70-130	12.5		05/24/25 05:28	17060-07-0	
Toluene-d8 (S)	100	%	70-130	12.5		05/24/25 05:28	2037-26-5	

REPORT OF LABORATORY ANALYSIS

This report shall not be reproduced, except in full,
without the written consent of Pace Analytical Services, LLC.

Pace Analytical Services, LLC
9800 Kincey Ave. Suite 100
Huntersville, NC 28078
(704)875-9092

ANALYTICAL RESULTS

Project: UST UNKNOWN 14324
Pace Project No.: 92798105

Sample: MW-21R **Lab ID: 92798105009** Collected: 05/19/25 12:17 Received: 05/21/25 14:20 Matrix: Water

Parameters	Results	Units	Report Limit	DF	Prepared	Analyzed	CAS No.	Qual
8011 GCS EDB and DBCP	Analytical Method: EPA 8011 Preparation Method: EPA 8011 Pace Analytical Services - Charlotte							
1,2-Dibromoethane (EDB)	ND	ug/L	0.022	1	05/28/25 15:43	05/29/25 00:47	106-93-4	
Surrogates								
1-Chloro-2-bromopropane (S)	117	%	60-140	1	05/28/25 15:43	05/29/25 00:47	301-79-56	
8260 MSV	Analytical Method: EPA 8260D Pace Analytical Services - Charlotte							
tert-Amyl Alcohol	ND	ug/L	100	1		05/24/25 01:26	75-85-4	
tert-Amylmethyl ether	ND	ug/L	10.0	1		05/24/25 01:26	994-05-8	
Benzene	ND	ug/L	5.0	1		05/24/25 01:26	71-43-2	
3,3-Dimethyl-1-Butanol	ND	ug/L	100	1		05/24/25 01:26	624-95-3	
tert-Butyl Alcohol	ND	ug/L	100	1		05/24/25 01:26	75-65-0	v3
tert-Butyl Formate	ND	ug/L	50.0	1		05/24/25 01:26	762-75-4	
1,2-Dichloroethane	ND	ug/L	5.0	1		05/24/25 01:26	107-06-2	
Diisopropyl ether	ND	ug/L	5.0	1		05/24/25 01:26	108-20-3	
Ethanol	ND	ug/L	200	1		05/24/25 01:26	64-17-5	
Ethylbenzene	ND	ug/L	5.0	1		05/24/25 01:26	100-41-4	
Ethyl-tert-butyl ether	ND	ug/L	10.0	1		05/24/25 01:26	637-92-3	
Methyl-tert-butyl ether	ND	ug/L	5.0	1		05/24/25 01:26	1634-04-4	
Naphthalene	ND	ug/L	5.0	1		05/24/25 01:26	91-20-3	
Toluene	ND	ug/L	5.0	1		05/24/25 01:26	108-88-3	
Xylene (Total)	ND	ug/L	5.0	1		05/24/25 01:26	1330-20-7	
m&p-Xylene	ND	ug/L	10.0	1		05/24/25 01:26	179601-23-1	
o-Xylene	ND	ug/L	5.0	1		05/24/25 01:26	95-47-6	
Surrogates								
4-Bromofluorobenzene (S)	94	%	70-130	1		05/24/25 01:26	460-00-4	
1,2-Dichloroethane-d4 (S)	100	%	70-130	1		05/24/25 01:26	17060-07-0	
Toluene-d8 (S)	100	%	70-130	1		05/24/25 01:26	2037-26-5	

REPORT OF LABORATORY ANALYSIS

This report shall not be reproduced, except in full,
without the written consent of Pace Analytical Services, LLC.

Pace Analytical Services, LLC
9800 Kincey Ave. Suite 100
Huntersville, NC 28078
(704)875-9092

ANALYTICAL RESULTS

Project: UST UNKNOWN 14324
Pace Project No.: 92798105

Sample: MW-22 **Lab ID: 92798105010** Collected: 05/19/25 12:28 Received: 05/21/25 14:20 Matrix: Water

Parameters	Results	Units	Report Limit	DF	Prepared	Analyzed	CAS No.	Qual
8011 GCS EDB and DBCP	Analytical Method: EPA 8011 Preparation Method: EPA 8011 Pace Analytical Services - Charlotte							
1,2-Dibromoethane (EDB)	**45.4**	ug/L	2.1	100	05/28/25 15:43	05/29/25 15:57	106-93-4	
Surrogates								
1-Chloro-2-bromopropane (S)	0	%	60-140	100	05/28/25 15:43	05/29/25 15:57	301-79-56	S4
8260 MSV	Analytical Method: EPA 8260D Pace Analytical Services - Charlotte							
tert-Amyl Alcohol	ND	ug/L	5000	50		05/28/25 04:29	75-85-4	
tert-Amylmethyl ether	ND	ug/L	500	50		05/28/25 04:29	994-05-8	
Benzene	**3570**	ug/L	250	50		05/28/25 04:29	71-43-2	
3,3-Dimethyl-1-Butanol	ND	ug/L	5000	50		05/28/25 04:29	624-95-3	
tert-Butyl Alcohol	ND	ug/L	5000	50		05/28/25 04:29	75-65-0	
tert-Butyl Formate	ND	ug/L	2500	50		05/28/25 04:29	762-75-4	
1,2-Dichloroethane	ND	ug/L	250	50		05/28/25 04:29	107-06-2	
Diisopropyl ether	ND	ug/L	250	50		05/28/25 04:29	108-20-3	
Ethanol	ND	ug/L	10000	50		05/28/25 04:29	64-17-5	
Ethylbenzene	**593**	ug/L	250	50		05/28/25 04:29	100-41-4	
Ethyl-tert-butyl ether	ND	ug/L	500	50		05/28/25 04:29	637-92-3	
Methyl-tert-butyl ether	ND	ug/L	250	50		05/28/25 04:29	1634-04-4	
Naphthalene	**166J**	ug/L	250	50		05/28/25 04:29	91-20-3	v3
Toluene	**7510**	ug/L	250	50		05/28/25 04:29	108-88-3	
Xylene (Total)	**3250**	ug/L	250	50		05/28/25 04:29	1330-20-7	
m&p-Xylene	**2230**	ug/L	500	50		05/28/25 04:29	179601-23-1	
o-Xylene	**1020**	ug/L	250	50		05/28/25 04:29	95-47-6	
Surrogates								
4-Bromofluorobenzene (S)	97	%	70-130	50		05/28/25 04:29	460-00-4	
1,2-Dichloroethane-d4 (S)	94	%	70-130	50		05/28/25 04:29	17060-07-0	
Toluene-d8 (S)	94	%	70-130	50		05/28/25 04:29	2037-26-5	

REPORT OF LABORATORY ANALYSIS

This report shall not be reproduced, except in full,
without the written consent of Pace Analytical Services, LLC.

Pace Analytical Services, LLC
9800 Kincey Ave. Suite 100
Huntersville, NC 28078
(704)875-9092

ANALYTICAL RESULTS

Project: UST UNKNOWN 14324
Pace Project No.: 92798105

Sample: MW-24 **Lab ID: 92798105011** Collected: 05/19/25 12:36 Received: 05/21/25 14:20 Matrix: Water

Parameters	Results	Units	Report Limit	DF	Prepared	Analyzed	CAS No.	Qual
8011 GCS EDB and DBCP	Analytical Method: EPA 8011 Preparation Method: EPA 8011 Pace Analytical Services - Charlotte							
1,2-Dibromoethane (EDB)	**447**	ug/L	20.5	1000	05/28/25 15:43	05/29/25 16:08	106-93-4	
Surrogates								
1-Chloro-2-bromopropane (S)	0	%	60-140	1000	05/28/25 15:43	05/29/25 16:08	301-79-56	S4
8260 MSV	Analytical Method: EPA 8260D Pace Analytical Services - Charlotte							
tert-Amyl Alcohol	ND	ug/L	10000	100		05/28/25 05:09	75-85-4	
tert-Amylmethyl ether	ND	ug/L	1000	100		05/28/25 05:09	994-05-8	
Benzene	**17900**	ug/L	500	100		05/28/25 05:09	71-43-2	
3,3-Dimethyl-1-Butanol	ND	ug/L	10000	100		05/28/25 05:09	624-95-3	
tert-Butyl Alcohol	ND	ug/L	10000	100		05/28/25 05:09	75-65-0	
tert-Butyl Formate	ND	ug/L	5000	100		05/28/25 05:09	762-75-4	
1,2-Dichloroethane	**976**	ug/L	500	100		05/28/25 05:09	107-06-2	
Diisopropyl ether	**533**	ug/L	500	100		05/28/25 05:09	108-20-3	
Ethanol	ND	ug/L	20000	100		05/28/25 05:09	64-17-5	
Ethylbenzene	**1230**	ug/L	500	100		05/28/25 05:09	100-41-4	
Ethyl-tert-butyl ether	ND	ug/L	1000	100		05/28/25 05:09	637-92-3	
Methyl-tert-butyl ether	ND	ug/L	500	100		05/28/25 05:09	1634-04-4	
Naphthalene	**334J**	ug/L	500	100		05/28/25 05:09	91-20-3	v3
Toluene	**17000**	ug/L	500	100		05/28/25 05:09	108-88-3	
Xylene (Total)	**7990**	ug/L	500	100		05/28/25 05:09	1330-20-7	
m&p-Xylene	**5430**	ug/L	1000	100		05/28/25 05:09	179601-23-1	
o-Xylene	**2560**	ug/L	500	100		05/28/25 05:09	95-47-6	
Surrogates								
4-Bromofluorobenzene (S)	99	%	70-130	100		05/28/25 05:09	460-00-4	
1,2-Dichloroethane-d4 (S)	98	%	70-130	100		05/28/25 05:09	17060-07-0	
Toluene-d8 (S)	96	%	70-130	100		05/28/25 05:09	2037-26-5	

REPORT OF LABORATORY ANALYSIS

This report shall not be reproduced, except in full,
without the written consent of Pace Analytical Services, LLC.

Pace Analytical Services, LLC
9800 Kincey Ave. Suite 100
Huntersville, NC 28078
(704)875-9092

ANALYTICAL RESULTS

Project: UST UNKNOWN 14324
Pace Project No.: 92798105

Sample: MW-25 **Lab ID: 92798105012** Collected: 05/19/25 12:31 Received: 05/21/25 14:20 Matrix: Water

Parameters	Results	Units	Report Limit	DF	Prepared	Analyzed	CAS No.	Qual
8011 GCS EDB and DBCP	Analytical Method: EPA 8011 Preparation Method: EPA 8011 Pace Analytical Services - Charlotte							
1,2-Dibromoethane (EDB)	ND	ug/L	0.022	1	05/28/25 15:43	05/29/25 01:51	106-93-4	
Surrogates								
1-Chloro-2-bromopropane (S)	158	%	60-140	1	05/28/25 15:43	05/29/25 01:51	301-79-56	S3
8260 MSV	Analytical Method: EPA 8260D Pace Analytical Services - Charlotte							
tert-Amyl Alcohol	ND	ug/L	100	1		05/23/25 15:32	75-85-4	
tert-Amylmethyl ether	ND	ug/L	10.0	1		05/23/25 15:32	994-05-8	
Benzene	**7.0**	ug/L	5.0	1		05/23/25 15:32	71-43-2	
3,3-Dimethyl-1-Butanol	ND	ug/L	100	1		05/23/25 15:32	624-95-3	
tert-Butyl Alcohol	ND	ug/L	100	1		05/23/25 15:32	75-65-0	
tert-Butyl Formate	ND	ug/L	50.0	1		05/23/25 15:32	762-75-4	
1,2-Dichloroethane	ND	ug/L	5.0	1		05/23/25 15:32	107-06-2	
Diisopropyl ether	ND	ug/L	5.0	1		05/23/25 15:32	108-20-3	
Ethanol	ND	ug/L	200	1		05/23/25 15:32	64-17-5	
Ethylbenzene	**7.4**	ug/L	5.0	1		05/23/25 15:32	100-41-4	
Ethyl-tert-butyl ether	ND	ug/L	10.0	1		05/23/25 15:32	637-92-3	
Methyl-tert-butyl ether	ND	ug/L	5.0	1		05/23/25 15:32	1634-04-4	
Naphthalene	**8.6**	ug/L	5.0	1		05/23/25 15:32	91-20-3	IK
Toluene	ND	ug/L	5.0	1		05/23/25 15:32	108-88-3	
Xylene (Total)	**245**	ug/L	5.0	1		05/23/25 15:32	1330-20-7	
m&p-Xylene	**186**	ug/L	10.0	1		05/23/25 15:32	179601-23-1	
o-Xylene	**58.8**	ug/L	5.0	1		05/23/25 15:32	95-47-6	v1
Surrogates								
4-Bromofluorobenzene (S)	99	%	70-130	1		05/23/25 15:32	460-00-4	
1,2-Dichloroethane-d4 (S)	93	%	70-130	1		05/23/25 15:32	17060-07-0	
Toluene-d8 (S)	97	%	70-130	1		05/23/25 15:32	2037-26-5	

REPORT OF LABORATORY ANALYSIS

This report shall not be reproduced, except in full,
without the written consent of Pace Analytical Services, LLC.

Pace Analytical Services, LLC
9800 Kincey Ave. Suite 100
Huntersville, NC 28078
(704)875-9092

ANALYTICAL RESULTS

Project: UST UNKNOWN 14324
Pace Project No.: 92798105

Sample: MW-26 **Lab ID: 92798105013** Collected: 05/19/25 13:00 Received: 05/21/25 14:20 Matrix: Water

Parameters	Results	Units	Report Limit	DF	Prepared	Analyzed	CAS No.	Qual
8011 GCS EDB and DBCP	Analytical Method: EPA 8011 Preparation Method: EPA 8011 Pace Analytical Services - Charlotte							
1,2-Dibromoethane (EDB)	**232**	ug/L	21.0	1000	05/28/25 15:43	05/29/25 16:20	106-93-4	
Surrogates								
1-Chloro-2-bromopropane (S)	0	%	60-140	1000	05/28/25 15:43	05/29/25 16:20	301-79-56	S4
8260 MSV	Analytical Method: EPA 8260D Pace Analytical Services - Charlotte							
tert-Amyl Alcohol	ND	ug/L	25000	250		05/24/25 02:41	75-85-4	
tert-Amylmethyl ether	ND	ug/L	2500	250		05/24/25 02:41	994-05-8	
Benzene	**13800**	ug/L	1250	250		05/24/25 02:41	71-43-2	
3,3-Dimethyl-1-Butanol	ND	ug/L	25000	250		05/24/25 02:41	624-95-3	
tert-Butyl Alcohol	ND	ug/L	25000	250		05/24/25 02:41	75-65-0	v2
tert-Butyl Formate	ND	ug/L	12500	250		05/24/25 02:41	762-75-4	
1,2-Dichloroethane	ND	ug/L	1250	250		05/24/25 02:41	107-06-2	
Diisopropyl ether	ND	ug/L	1250	250		05/24/25 02:41	108-20-3	
Ethanol	ND	ug/L	50000	250		05/24/25 02:41	64-17-5	
Ethylbenzene	**3060**	ug/L	1250	250		05/24/25 02:41	100-41-4	
Ethyl-tert-butyl ether	ND	ug/L	2500	250		05/24/25 02:41	637-92-3	
Methyl-tert-butyl ether	ND	ug/L	1250	250		05/24/25 02:41	1634-04-4	
Naphthalene	**954J**	ug/L	1250	250		05/24/25 02:41	91-20-3	
Toluene	**40800**	ug/L	1250	250		05/24/25 02:41	108-88-3	
Xylene (Total)	**21300**	ug/L	1250	250		05/24/25 02:41	1330-20-7	
m&p-Xylene	**14600**	ug/L	2500	250		05/24/25 02:41	179601-23-1	
o-Xylene	**6670**	ug/L	1250	250		05/24/25 02:41	95-47-6	
Surrogates								
4-Bromofluorobenzene (S)	98	%	70-130	250		05/24/25 02:41	460-00-4	
1,2-Dichloroethane-d4 (S)	91	%	70-130	250		05/24/25 02:41	17060-07-0	
Toluene-d8 (S)	98	%	70-130	250		05/24/25 02:41	2037-26-5	

REPORT OF LABORATORY ANALYSIS

This report shall not be reproduced, except in full,
without the written consent of Pace Analytical Services, LLC.

Pace Analytical Services, LLC
9800 Kincey Ave. Suite 100
Huntersville, NC 28078
(704)875-9092

ANALYTICAL RESULTS

Project: UST UNKNOWN 14324
Pace Project No.: 92798105

Sample: MW-27 **Lab ID: 92798105014** Collected: 05/19/25 12:05 Received: 05/21/25 14:20 Matrix: Water

Parameters	Results	Units	Report Limit	DF	Prepared	Analyzed	CAS No.	Qual
8011 GCS EDB and DBCP	Analytical Method: EPA 8011 Preparation Method: EPA 8011 Pace Analytical Services - Charlotte							
1,2-Dibromoethane (EDB)	**0.15**	ug/L	0.022	1	05/28/25 15:43	05/29/25 15:08	106-93-4	
Surrogates								
1-Chloro-2-bromopropane (S)	96	%	60-140	1	05/28/25 15:43	05/29/25 15:08	301-79-56	
8260 MSV	Analytical Method: EPA 8260D Pace Analytical Services - Charlotte							
tert-Amyl Alcohol	ND	ug/L	100	1		05/23/25 15:51	75-85-4	
tert-Amylmethyl ether	ND	ug/L	10.0	1		05/23/25 15:51	994-05-8	
Benzene	ND	ug/L	5.0	1		05/23/25 15:51	71-43-2	
3,3-Dimethyl-1-Butanol	ND	ug/L	100	1		05/23/25 15:51	624-95-3	
tert-Butyl Alcohol	ND	ug/L	100	1		05/23/25 15:51	75-65-0	
tert-Butyl Formate	ND	ug/L	50.0	1		05/23/25 15:51	762-75-4	
1,2-Dichloroethane	ND	ug/L	5.0	1		05/23/25 15:51	107-06-2	
Diisopropyl ether	ND	ug/L	5.0	1		05/23/25 15:51	108-20-3	
Ethanol	ND	ug/L	200	1		05/23/25 15:51	64-17-5	
Ethylbenzene	ND	ug/L	5.0	1		05/23/25 15:51	100-41-4	
Ethyl-tert-butyl ether	ND	ug/L	10.0	1		05/23/25 15:51	637-92-3	
Methyl-tert-butyl ether	ND	ug/L	5.0	1		05/23/25 15:51	1634-04-4	
Naphthalene	ND	ug/L	5.0	1		05/23/25 15:51	91-20-3	IK
Toluene	ND	ug/L	5.0	1		05/23/25 15:51	108-88-3	
Xylene (Total)	ND	ug/L	5.0	1		05/23/25 15:51	1330-20-7	
m&p-Xylene	ND	ug/L	10.0	1		05/23/25 15:51	179601-23-1	
o-Xylene	ND	ug/L	5.0	1		05/23/25 15:51	95-47-6	v1
Surrogates								
4-Bromofluorobenzene (S)	97	%	70-130	1		05/23/25 15:51	460-00-4	
1,2-Dichloroethane-d4 (S)	95	%	70-130	1		05/23/25 15:51	17060-07-0	
Toluene-d8 (S)	98	%	70-130	1		05/23/25 15:51	2037-26-5	

REPORT OF LABORATORY ANALYSIS

This report shall not be reproduced, except in full,
without the written consent of Pace Analytical Services, LLC.

Pace Analytical Services, LLC
9800 Kincey Ave. Suite 100
Huntersville, NC 28078
(704)875-9092

ANALYTICAL RESULTS

Project: UST UNKNOWN 14324
Pace Project No.: 92798105

Sample: MW-28 **Lab ID: 92798105015** Collected: 05/19/25 12:07 Received: 05/21/25 14:20 Matrix: Water

Parameters	Results	Units	Report Limit	DF	Prepared	Analyzed	CAS No.	Qual
8011 GCS EDB and DBCP	Analytical Method: EPA 8011 Preparation Method: EPA 8011 Pace Analytical Services - Charlotte							
1,2-Dibromoethane (EDB)	**0.015J**	ug/L	0.022	1	05/28/25 15:43	05/29/25 15:19	106-93-4	
Surrogates								
1-Chloro-2-bromopropane (S)	94	%	60-140	1	05/28/25 15:43	05/29/25 15:19	301-79-56	
8260 MSV	Analytical Method: EPA 8260D Pace Analytical Services - Charlotte							
tert-Amyl Alcohol	ND	ug/L	100	1		05/23/25 16:09	75-85-4	
tert-Amylmethyl ether	ND	ug/L	10.0	1		05/23/25 16:09	994-05-8	
Benzene	ND	ug/L	5.0	1		05/23/25 16:09	71-43-2	
3,3-Dimethyl-1-Butanol	ND	ug/L	100	1		05/23/25 16:09	624-95-3	
tert-Butyl Alcohol	ND	ug/L	100	1		05/23/25 16:09	75-65-0	
tert-Butyl Formate	ND	ug/L	50.0	1		05/23/25 16:09	762-75-4	
1,2-Dichloroethane	ND	ug/L	5.0	1		05/23/25 16:09	107-06-2	
Diisopropyl ether	ND	ug/L	5.0	1		05/23/25 16:09	108-20-3	
Ethanol	ND	ug/L	200	1		05/23/25 16:09	64-17-5	
Ethylbenzene	ND	ug/L	5.0	1		05/23/25 16:09	100-41-4	
Ethyl-tert-butyl ether	ND	ug/L	10.0	1		05/23/25 16:09	637-92-3	
Methyl-tert-butyl ether	ND	ug/L	5.0	1		05/23/25 16:09	1634-04-4	
Naphthalene	ND	ug/L	5.0	1		05/23/25 16:09	91-20-3	IK
Toluene	ND	ug/L	5.0	1		05/23/25 16:09	108-88-3	
Xylene (Total)	ND	ug/L	5.0	1		05/23/25 16:09	1330-20-7	
m&p-Xylene	ND	ug/L	10.0	1		05/23/25 16:09	179601-23-1	
o-Xylene	ND	ug/L	5.0	1		05/23/25 16:09	95-47-6	v1
Surrogates								
4-Bromofluorobenzene (S)	94	%	70-130	1		05/23/25 16:09	460-00-4	
1,2-Dichloroethane-d4 (S)	97	%	70-130	1		05/23/25 16:09	17060-07-0	
Toluene-d8 (S)	97	%	70-130	1		05/23/25 16:09	2037-26-5	

This report shall not be reproduced, except in full,
without the written consent of Pace Analytical Services, LLC.

Pace Analytical Services, LLC
9800 Kincey Ave. Suite 100
Huntersville, NC 28078
(704)875-9092

ANALYTICAL RESULTS

Project: UST UNKNOWN 14324
Pace Project No.: 92798105

Sample: MW-29 **Lab ID: 92798105016** Collected: 05/19/25 11:33 Received: 05/21/25 14:20 Matrix: Water

Parameters	Results	Units	Report Limit	DF	Prepared	Analyzed	CAS No.	Qual
8011 GCS EDB and DBCP	Analytical Method: EPA 8011 Preparation Method: EPA 8011 Pace Analytical Services - Charlotte							
1,2-Dibromoethane (EDB)	**20.3**	ug/L	2.1	100	05/28/25 15:43	05/29/25 16:31	106-93-4	
Surrogates								
1-Chloro-2-bromopropane (S)	0	%	60-140	100	05/28/25 15:43	05/29/25 16:31	301-79-56	S4
8260 MSV	Analytical Method: EPA 8260D Pace Analytical Services - Charlotte							
tert-Amyl Alcohol	ND	ug/L	2500	25		05/23/25 01:20	75-85-4	
tert-Amylmethyl ether	ND	ug/L	250	25		05/23/25 01:20	994-05-8	
Benzene	**2520**	ug/L	125	25		05/23/25 01:20	71-43-2	
3,3-Dimethyl-1-Butanol	ND	ug/L	2500	25		05/23/25 01:20	624-95-3	
tert-Butyl Alcohol	ND	ug/L	2500	25		05/23/25 01:20	75-65-0	
tert-Butyl Formate	ND	ug/L	1250	25		05/23/25 01:20	762-75-4	v2
1,2-Dichloroethane	ND	ug/L	125	25		05/23/25 01:20	107-06-2	
Diisopropyl ether	ND	ug/L	125	25		05/23/25 01:20	108-20-3	
Ethanol	ND	ug/L	5000	25		05/23/25 01:20	64-17-5	
Ethylbenzene	**868**	ug/L	125	25		05/23/25 01:20	100-41-4	
Ethyl-tert-butyl ether	ND	ug/L	250	25		05/23/25 01:20	637-92-3	
Methyl-tert-butyl ether	ND	ug/L	125	25		05/23/25 01:20	1634-04-4	
Naphthalene	**432**	ug/L	125	25		05/23/25 01:20	91-20-3	
Toluene	**3150**	ug/L	125	25		05/23/25 01:20	108-88-3	
Xylene (Total)	**4600**	ug/L	125	25		05/23/25 01:20	1330-20-7	
m&p-Xylene	**3390**	ug/L	250	25		05/23/25 01:20	179601-23-1	
o-Xylene	**1210**	ug/L	125	25		05/23/25 01:20	95-47-6	
Surrogates								
4-Bromofluorobenzene (S)	90	%	70-130	25		05/23/25 01:20	460-00-4	
1,2-Dichloroethane-d4 (S)	103	%	70-130	25		05/23/25 01:20	17060-07-0	
Toluene-d8 (S)	102	%	70-130	25		05/23/25 01:20	2037-26-5	

REPORT OF LABORATORY ANALYSIS

This report shall not be reproduced, except in full,
without the written consent of Pace Analytical Services, LLC.

Pace Analytical Services, LLC
9800 Kincey Ave. Suite 100
Huntersville, NC 28078
(704)875-9092

ANALYTICAL RESULTS

Project: UST UNKNOWN 14324
Pace Project No.: 92798105

Sample: MW-31 **Lab ID: 92798105017** Collected: 05/19/25 11:42 Received: 05/21/25 14:20 Matrix: Water

Parameters	Results	Units	Report Limit	DF	Prepared	Analyzed	CAS No.	Qual
8011 GCS EDB and DBCP	Analytical Method: EPA 8011 Preparation Method: EPA 8011 Pace Analytical Services - Charlotte							
1,2-Dibromoethane (EDB)	ND	ug/L	0.021	1	05/28/25 15:43	05/29/25 02:44	106-93-4	
Surrogates								
1-Chloro-2-bromopropane (S)	95	%	60-140	1	05/28/25 15:43	05/29/25 02:44	301-79-56	
8260 MSV	Analytical Method: EPA 8260D Pace Analytical Services - Charlotte							
tert-Amyl Alcohol	ND	ug/L	100	1		05/23/25 16:27	75-85-4	
tert-Amylmethyl ether	ND	ug/L	10.0	1		05/23/25 16:27	994-05-8	
Benzene	ND	ug/L	5.0	1		05/23/25 16:27	71-43-2	
3,3-Dimethyl-1-Butanol	ND	ug/L	100	1		05/23/25 16:27	624-95-3	
tert-Butyl Alcohol	ND	ug/L	100	1		05/23/25 16:27	75-65-0	
tert-Butyl Formate	ND	ug/L	50.0	1		05/23/25 16:27	762-75-4	
1,2-Dichloroethane	ND	ug/L	5.0	1		05/23/25 16:27	107-06-2	
Diisopropyl ether	ND	ug/L	5.0	1		05/23/25 16:27	108-20-3	
Ethanol	ND	ug/L	200	1		05/23/25 16:27	64-17-5	
Ethylbenzene	ND	ug/L	5.0	1		05/23/25 16:27	100-41-4	
Ethyl-tert-butyl ether	ND	ug/L	10.0	1		05/23/25 16:27	637-92-3	
Methyl-tert-butyl ether	ND	ug/L	5.0	1		05/23/25 16:27	1634-04-4	
Naphthalene	ND	ug/L	5.0	1		05/23/25 16:27	91-20-3	IK
Toluene	ND	ug/L	5.0	1		05/23/25 16:27	108-88-3	
Xylene (Total)	ND	ug/L	5.0	1		05/23/25 16:27	1330-20-7	
m&p-Xylene	ND	ug/L	10.0	1		05/23/25 16:27	179601-23-1	
o-Xylene	ND	ug/L	5.0	1		05/23/25 16:27	95-47-6	v1
Surrogates								
4-Bromofluorobenzene (S)	94	%	70-130	1		05/23/25 16:27	460-00-4	
1,2-Dichloroethane-d4 (S)	93	%	70-130	1		05/23/25 16:27	17060-07-0	
Toluene-d8 (S)	93	%	70-130	1		05/23/25 16:27	2037-26-5	

REPORT OF LABORATORY ANALYSIS

This report shall not be reproduced, except in full,
without the written consent of Pace Analytical Services, LLC.

Pace Analytical Services, LLC
9800 Kincey Ave. Suite 100
Huntersville, NC 28078
(704)875-9092

ANALYTICAL RESULTS

Project: UST UNKNOWN 14324
Pace Project No.: 92798105

Sample: MW-32 **Lab ID: 92798105018** Collected: 05/19/25 11:45 Received: 05/21/25 14:20 Matrix: Water

Parameters	Results	Units	Report Limit	DF	Prepared	Analyzed	CAS No.	Qual
8011 GCS EDB and DBCP	Analytical Method: EPA 8011 Preparation Method: EPA 8011 Pace Analytical Services - Charlotte							
1,2-Dibromoethane (EDB)	ND	ug/L	0.021	1	05/28/25 15:43	05/29/25 02:55	106-93-4	
Surrogates								
1-Chloro-2-bromopropane (S)	112	%	60-140	1	05/28/25 15:43	05/29/25 02:55	301-79-56	
8260 MSV	Analytical Method: EPA 8260D Pace Analytical Services - Charlotte							
tert-Amyl Alcohol	ND	ug/L	100	1		05/23/25 16:46	75-85-4	
tert-Amylmethyl ether	ND	ug/L	10.0	1		05/23/25 16:46	994-05-8	
Benzene	ND	ug/L	5.0	1		05/23/25 16:46	71-43-2	
3,3-Dimethyl-1-Butanol	ND	ug/L	100	1		05/23/25 16:46	624-95-3	
tert-Butyl Alcohol	ND	ug/L	100	1		05/23/25 16:46	75-65-0	
tert-Butyl Formate	ND	ug/L	50.0	1		05/23/25 16:46	762-75-4	
1,2-Dichloroethane	ND	ug/L	5.0	1		05/23/25 16:46	107-06-2	
Diisopropyl ether	ND	ug/L	5.0	1		05/23/25 16:46	108-20-3	
Ethanol	ND	ug/L	200	1		05/23/25 16:46	64-17-5	
Ethylbenzene	ND	ug/L	5.0	1		05/23/25 16:46	100-41-4	
Ethyl-tert-butyl ether	ND	ug/L	10.0	1		05/23/25 16:46	637-92-3	
Methyl-tert-butyl ether	ND	ug/L	5.0	1		05/23/25 16:46	1634-04-4	
Naphthalene	ND	ug/L	5.0	1		05/23/25 16:46	91-20-3	IK
Toluene	ND	ug/L	5.0	1		05/23/25 16:46	108-88-3	
Xylene (Total)	ND	ug/L	5.0	1		05/23/25 16:46	1330-20-7	
m&p-Xylene	ND	ug/L	10.0	1		05/23/25 16:46	179601-23-1	
o-Xylene	ND	ug/L	5.0	1		05/23/25 16:46	95-47-6	v1
Surrogates								
4-Bromofluorobenzene (S)	96	%	70-130	1		05/23/25 16:46	460-00-4	
1,2-Dichloroethane-d4 (S)	94	%	70-130	1		05/23/25 16:46	17060-07-0	
Toluene-d8 (S)	99	%	70-130	1		05/23/25 16:46	2037-26-5	

REPORT OF LABORATORY ANALYSIS

This report shall not be reproduced, except in full,
without the written consent of Pace Analytical Services, LLC.

Pace Analytical Services, LLC
9800 Kincey Ave. Suite 100
Huntersville, NC 28078
(704)875-9092

ANALYTICAL RESULTS

Project: UST UNKNOWN 14324
Pace Project No.: 92798105

Sample: DW-1 **Lab ID: 92798105019** Collected: 05/19/25 14:20 Received: 05/21/25 14:20 Matrix: Water

Parameters	Results	Units	Report Limit	DF	Prepared	Analyzed	CAS No.	Qual
8011 GCS EDB and DBCP	Analytical Method: EPA 8011 Preparation Method: EPA 8011 Pace Analytical Services - Charlotte							
1,2-Dibromoethane (EDB)	**4.1**	ug/L	0.21	10	05/28/25 15:43	05/29/25 16:42	106-93-4	
Surrogates								
1-Chloro-2-bromopropane (S)	0	%	60-140	10	05/28/25 15:43	05/29/25 16:42	301-79-56	S4
8260 MSV	Analytical Method: EPA 8260D Pace Analytical Services - Charlotte							
tert-Amyl Alcohol	ND	ug/L	1000	10		05/28/25 05:03	75-85-4	
tert-Amylmethyl ether	ND	ug/L	100	10		05/28/25 05:03	994-05-8	
Benzene	**1190**	ug/L	50.0	10		05/28/25 05:03	71-43-2	
3,3-Dimethyl-1-Butanol	ND	ug/L	1000	10		05/28/25 05:03	624-95-3	
tert-Butyl Alcohol	ND	ug/L	1000	10		05/28/25 05:03	75-65-0	
tert-Butyl Formate	ND	ug/L	500	10		05/28/25 05:03	762-75-4	
1,2-Dichloroethane	ND	ug/L	50.0	10		05/28/25 05:03	107-06-2	
Diisopropyl ether	ND	ug/L	50.0	10		05/28/25 05:03	108-20-3	
Ethanol	ND	ug/L	2000	10		05/28/25 05:03	64-17-5	
Ethylbenzene	ND	ug/L	50.0	10		05/28/25 05:03	100-41-4	
Ethyl-tert-butyl ether	ND	ug/L	100	10		05/28/25 05:03	637-92-3	
Methyl-tert-butyl ether	ND	ug/L	50.0	10		05/28/25 05:03	1634-04-4	
Naphthalene	ND	ug/L	50.0	10		05/28/25 05:03	91-20-3	
Toluene	**49.7J**	ug/L	50.0	10		05/28/25 05:03	108-88-3	
Xylene (Total)	**439**	ug/L	50.0	10		05/28/25 05:03	1330-20-7	
m&p-Xylene	**319**	ug/L	100	10		05/28/25 05:03	179601-23-1	
o-Xylene	**120**	ug/L	50.0	10		05/28/25 05:03	95-47-6	
Surrogates								
4-Bromofluorobenzene (S)	96	%	70-130	10		05/28/25 05:03	460-00-4	
1,2-Dichloroethane-d4 (S)	97	%	70-130	10		05/28/25 05:03	17060-07-0	
Toluene-d8 (S)	98	%	70-130	10		05/28/25 05:03	2037-26-5	

REPORT OF LABORATORY ANALYSIS

This report shall not be reproduced, except in full,
without the written consent of Pace Analytical Services, LLC.

Pace Analytical Services, LLC
9800 Kincey Ave. Suite 100
Huntersville, NC 28078
(704)875-9092

ANALYTICAL RESULTS

Project: UST UNKNOWN 14324
Pace Project No.: 92798105

Sample: DW-2 **Lab ID: 92798105020** Collected: 05/19/25 13:45 Received: 05/21/25 14:20 Matrix: Water

Parameters	Results	Units	Report Limit	DF	Prepared	Analyzed	CAS No.	Qual
8011 GCS EDB and DBCP	Analytical Method: EPA 8011 Preparation Method: EPA 8011 Pace Analytical Services - Charlotte							
1,2-Dibromoethane (EDB)	**36.8**	ug/L	2.1	100	05/28/25 15:43	05/29/25 16:54	106-93-4	
Surrogates								
1-Chloro-2-bromopropane (S)	0	%	60-140	100	05/28/25 15:43	05/29/25 16:54	301-79-56	S4
8260 MSV	Analytical Method: EPA 8260D Pace Analytical Services - Charlotte							
tert-Amyl Alcohol	ND	ug/L	5000	50		05/23/25 02:51	75-85-4	
tert-Amylmethyl ether	ND	ug/L	500	50		05/23/25 02:51	994-05-8	
Benzene	**7500**	ug/L	250	50		05/23/25 02:51	71-43-2	
3,3-Dimethyl-1-Butanol	ND	ug/L	5000	50		05/23/25 02:51	624-95-3	
tert-Butyl Alcohol	ND	ug/L	5000	50		05/23/25 02:51	75-65-0	
tert-Butyl Formate	ND	ug/L	2500	50		05/23/25 02:51	762-75-4	v2
1,2-Dichloroethane	ND	ug/L	250	50		05/23/25 02:51	107-06-2	
Diisopropyl ether	ND	ug/L	250	50		05/23/25 02:51	108-20-3	
Ethanol	ND	ug/L	10000	50		05/23/25 02:51	64-17-5	
Ethylbenzene	**1020**	ug/L	250	50		05/23/25 02:51	100-41-4	
Ethyl-tert-butyl ether	ND	ug/L	500	50		05/23/25 02:51	637-92-3	
Methyl-tert-butyl ether	ND	ug/L	250	50		05/23/25 02:51	1634-04-4	
Naphthalene	**297**	ug/L	250	50		05/23/25 02:51	91-20-3	
Toluene	**9080**	ug/L	250	50		05/23/25 02:51	108-88-3	
Xylene (Total)	**6040**	ug/L	250	50		05/23/25 02:51	1330-20-7	
m&p-Xylene	**4330**	ug/L	500	50		05/23/25 02:51	179601-23-1	
o-Xylene	**1700**	ug/L	250	50		05/23/25 02:51	95-47-6	
Surrogates								
4-Bromofluorobenzene (S)	95	%	70-130	50		05/23/25 02:51	460-00-4	
1,2-Dichloroethane-d4 (S)	105	%	70-130	50		05/23/25 02:51	17060-07-0	
Toluene-d8 (S)	100	%	70-130	50		05/23/25 02:51	2037-26-5	

REPORT OF LABORATORY ANALYSIS

This report shall not be reproduced, except in full,
without the written consent of Pace Analytical Services, LLC.

Pace Analytical Services, LLC
9800 Kincey Ave. Suite 100
Huntersville, NC 28078
(704)875-9092

ANALYTICAL RESULTS

Project: UST UNKNOWN 14324
Pace Project No.: 92798105

Sample: DW-3 **Lab ID: 92798105021** Collected: 05/19/25 13:48 Received: 05/21/25 14:20 Matrix: Water

Parameters	Results	Units	Report Limit	DF	Prepared	Analyzed	CAS No.	Qual
8011 GCS EDB and DBCP	Analytical Method: EPA 8011 Preparation Method: EPA 8011 Pace Analytical Services - Charlotte							
1,2-Dibromoethane (EDB)	**0.51**	ug/L	0.021	1	05/28/25 15:43	05/29/25 15:34	106-93-4	
Surrogates								
1-Chloro-2-bromopropane (S)	101	%	60-140	1	05/28/25 15:43	05/29/25 15:34	301-79-56	
8260 MSV	Analytical Method: EPA 8260D Pace Analytical Services - Charlotte							
tert-Amyl Alcohol	ND	ug/L	200	2		05/28/25 04:09	75-85-4	
tert-Amylmethyl ether	ND	ug/L	20.0	2		05/28/25 04:09	994-05-8	
Benzene	**207**	ug/L	10.0	2		05/28/25 04:09	71-43-2	
3,3-Dimethyl-1-Butanol	ND	ug/L	200	2		05/28/25 04:09	624-95-3	
tert-Butyl Alcohol	ND	ug/L	200	2		05/28/25 04:09	75-65-0	
tert-Butyl Formate	ND	ug/L	100	2		05/28/25 04:09	762-75-4	
1,2-Dichloroethane	**4.1J**	ug/L	10.0	2		05/28/25 04:09	107-06-2	
Diisopropyl ether	ND	ug/L	10.0	2		05/28/25 04:09	108-20-3	
Ethanol	ND	ug/L	400	2		05/28/25 04:09	64-17-5	
Ethylbenzene	ND	ug/L	10.0	2		05/28/25 04:09	100-41-4	
Ethyl-tert-butyl ether	ND	ug/L	20.0	2		05/28/25 04:09	637-92-3	
Methyl-tert-butyl ether	ND	ug/L	10.0	2		05/28/25 04:09	1634-04-4	
Naphthalene	**10.2**	ug/L	10.0	2		05/28/25 04:09	91-20-3	
Toluene	ND	ug/L	10.0	2		05/28/25 04:09	108-88-3	
Xylene (Total)	**72.2**	ug/L	10.0	2		05/28/25 04:09	1330-20-7	
m&p-Xylene	ND	ug/L	20.0	2		05/28/25 04:09	179601-23-1	
o-Xylene	**72.2**	ug/L	10.0	2		05/28/25 04:09	95-47-6	
Surrogates								
4-Bromofluorobenzene (S)	95	%	70-130	2		05/28/25 04:09	460-00-4	
1,2-Dichloroethane-d4 (S)	102	%	70-130	2		05/28/25 04:09	17060-07-0	
Toluene-d8 (S)	97	%	70-130	2		05/28/25 04:09	2037-26-5	

REPORT OF LABORATORY ANALYSIS

This report shall not be reproduced, except in full,
without the written consent of Pace Analytical Services, LLC.

Pace Analytical Services, LLC
9800 Kincey Ave. Suite 100
Huntersville, NC 28078
(704)875-9092

ANALYTICAL RESULTS

Project: UST UNKNOWN 14324
Pace Project No.: 92798105

Sample: DW-4 **Lab ID: 92798105022** Collected: 05/19/25 13:51 Received: 05/21/25 14:20 Matrix: Water

Parameters	Results	Units	Report Limit	DF	Prepared	Analyzed	CAS No.	Qual
8011 GCS EDB and DBCP	Analytical Method: EPA 8011 Preparation Method: EPA 8011 Pace Analytical Services - Charlotte							
1,2-Dibromoethane (EDB)	**1.2**	ug/L	0.042	2	05/28/25 15:43	05/29/25 17:05	106-93-4	
Surrogates								
1-Chloro-2-bromopropane (S)	69	%	60-140	2	05/28/25 15:43	05/29/25 17:05	301-79-56	
8260 MSV	Analytical Method: EPA 8260D Pace Analytical Services - Charlotte							
tert-Amyl Alcohol	ND	ug/L	1000	10		05/28/25 05:21	75-85-4	
tert-Amylmethyl ether	ND	ug/L	100	10		05/28/25 05:21	994-05-8	
Benzene	**1110**	ug/L	50.0	10		05/28/25 05:21	71-43-2	
3,3-Dimethyl-1-Butanol	ND	ug/L	1000	10		05/28/25 05:21	624-95-3	
tert-Butyl Alcohol	ND	ug/L	1000	10		05/28/25 05:21	75-65-0	
tert-Butyl Formate	ND	ug/L	500	10		05/28/25 05:21	762-75-4	
1,2-Dichloroethane	ND	ug/L	50.0	10		05/28/25 05:21	107-06-2	
Diisopropyl ether	ND	ug/L	50.0	10		05/28/25 05:21	108-20-3	
Ethanol	ND	ug/L	2000	10		05/28/25 05:21	64-17-5	
Ethylbenzene	ND	ug/L	50.0	10		05/28/25 05:21	100-41-4	
Ethyl-tert-butyl ether	ND	ug/L	100	10		05/28/25 05:21	637-92-3	
Methyl-tert-butyl ether	ND	ug/L	50.0	10		05/28/25 05:21	1634-04-4	
Naphthalene	**67.8**	ug/L	50.0	10		05/28/25 05:21	91-20-3	
Toluene	ND	ug/L	50.0	10		05/28/25 05:21	108-88-3	
Xylene (Total)	**288**	ug/L	50.0	10		05/28/25 05:21	1330-20-7	
m&p-Xylene	**179**	ug/L	100	10		05/28/25 05:21	179601-23-1	
o-Xylene	**109**	ug/L	50.0	10		05/28/25 05:21	95-47-6	
Surrogates								
4-Bromofluorobenzene (S)	97	%	70-130	10		05/28/25 05:21	460-00-4	
1,2-Dichloroethane-d4 (S)	100	%	70-130	10		05/28/25 05:21	17060-07-0	
Toluene-d8 (S)	98	%	70-130	10		05/28/25 05:21	2037-26-5	

REPORT OF LABORATORY ANALYSIS

This report shall not be reproduced, except in full,
without the written consent of Pace Analytical Services, LLC.

Pace Analytical Services, LLC
9800 Kincey Ave. Suite 100
Huntersville, NC 28078
(704)875-9092

ANALYTICAL RESULTS

Project: UST UNKNOWN 14324
Pace Project No.: 92798105

Sample: DW-5 **Lab ID: 92798105023** Collected: 05/19/25 13:55 Received: 05/21/25 14:20 Matrix: Water

Parameters	Results	Units	Report Limit	DF	Prepared	Analyzed	CAS No.	Qual
8011 GCS EDB and DBCP	Analytical Method: EPA 8011 Preparation Method: EPA 8011 Pace Analytical Services - Charlotte							
1,2-Dibromoethane (EDB)	ND	ug/L	0.021	1	05/28/25 15:43	05/29/25 03:48	106-93-4	
Surrogates								
1-Chloro-2-bromopropane (S)	120	%	60-140	1	05/28/25 15:43	05/29/25 03:48	301-79-56	
8260 MSV	Analytical Method: EPA 8260D Pace Analytical Services - Charlotte							
tert-Amyl Alcohol	ND	ug/L	100	1		05/23/25 17:04	75-85-4	
tert-Amylmethyl ether	ND	ug/L	10.0	1		05/23/25 17:04	994-05-8	
Benzene	ND	ug/L	5.0	1		05/23/25 17:04	71-43-2	
3,3-Dimethyl-1-Butanol	ND	ug/L	100	1		05/23/25 17:04	624-95-3	
tert-Butyl Alcohol	ND	ug/L	100	1		05/23/25 17:04	75-65-0	
tert-Butyl Formate	ND	ug/L	50.0	1		05/23/25 17:04	762-75-4	
1,2-Dichloroethane	ND	ug/L	5.0	1		05/23/25 17:04	107-06-2	
Diisopropyl ether	ND	ug/L	5.0	1		05/23/25 17:04	108-20-3	
Ethanol	ND	ug/L	200	1		05/23/25 17:04	64-17-5	
Ethylbenzene	ND	ug/L	5.0	1		05/23/25 17:04	100-41-4	
Ethyl-tert-butyl ether	ND	ug/L	10.0	1		05/23/25 17:04	637-92-3	
Methyl-tert-butyl ether	ND	ug/L	5.0	1		05/23/25 17:04	1634-04-4	
Naphthalene	ND	ug/L	5.0	1		05/23/25 17:04	91-20-3	IK
Toluene	ND	ug/L	5.0	1		05/23/25 17:04	108-88-3	
Xylene (Total)	ND	ug/L	5.0	1		05/23/25 17:04	1330-20-7	
m&p-Xylene	ND	ug/L	10.0	1		05/23/25 17:04	179601-23-1	
o-Xylene	ND	ug/L	5.0	1		05/23/25 17:04	95-47-6	v1
Surrogates								
4-Bromofluorobenzene (S)	96	%	70-130	1		05/23/25 17:04	460-00-4	
1,2-Dichloroethane-d4 (S)	95	%	70-130	1		05/23/25 17:04	17060-07-0	
Toluene-d8 (S)	98	%	70-130	1		05/23/25 17:04	2037-26-5	

REPORT OF LABORATORY ANALYSIS

This report shall not be reproduced, except in full,
without the written consent of Pace Analytical Services, LLC.

Pace Analytical Services, LLC
9800 Kincey Ave. Suite 100
Huntersville, NC 28078
(704)875-9092

ANALYTICAL RESULTS

Project: UST UNKNOWN 14324
Pace Project No.: 92798105

Sample: DW-6 **Lab ID: 92798105024** Collected: 05/19/25 13:52 Received: 05/21/25 14:20 Matrix: Water

Parameters	Results	Units	Report Limit	DF	Prepared	Analyzed	CAS No.	Qual
8011 GCS EDB and DBCP	Analytical Method: EPA 8011 Preparation Method: EPA 8011 Pace Analytical Services - Charlotte							
1,2-Dibromoethane (EDB)	**0.032**	ug/L	0.022	1	05/28/25 15:43	05/29/25 15:45	106-93-4	
Surrogates								
1-Chloro-2-bromopropane (S)	99	%	60-140	1	05/28/25 15:43	05/29/25 15:45	301-79-56	
8260 MSV	Analytical Method: EPA 8260D Pace Analytical Services - Charlotte							
tert-Amyl Alcohol	ND	ug/L	100	1		05/23/25 17:22	75-85-4	
tert-Amylmethyl ether	ND	ug/L	10.0	1		05/23/25 17:22	994-05-8	
Benzene	ND	ug/L	5.0	1		05/23/25 17:22	71-43-2	
3,3-Dimethyl-1-Butanol	ND	ug/L	100	1		05/23/25 17:22	624-95-3	
tert-Butyl Alcohol	ND	ug/L	100	1		05/23/25 17:22	75-65-0	
tert-Butyl Formate	ND	ug/L	50.0	1		05/23/25 17:22	762-75-4	
1,2-Dichloroethane	**5.8**	ug/L	5.0	1		05/23/25 17:22	107-06-2	
Diisopropyl ether	**7.9**	ug/L	5.0	1		05/23/25 17:22	108-20-3	
Ethanol	ND	ug/L	200	1		05/23/25 17:22	64-17-5	
Ethylbenzene	ND	ug/L	5.0	1		05/23/25 17:22	100-41-4	
Ethyl-tert-butyl ether	ND	ug/L	10.0	1		05/23/25 17:22	637-92-3	
Methyl-tert-butyl ether	ND	ug/L	5.0	1		05/23/25 17:22	1634-04-4	
Naphthalene	ND	ug/L	5.0	1		05/23/25 17:22	91-20-3	IK
Toluene	ND	ug/L	5.0	1		05/23/25 17:22	108-88-3	
Xylene (Total)	ND	ug/L	5.0	1		05/23/25 17:22	1330-20-7	
m&p-Xylene	ND	ug/L	10.0	1		05/23/25 17:22	179601-23-1	
o-Xylene	ND	ug/L	5.0	1		05/23/25 17:22	95-47-6	v1
Surrogates								
4-Bromofluorobenzene (S)	96	%	70-130	1		05/23/25 17:22	460-00-4	
1,2-Dichloroethane-d4 (S)	95	%	70-130	1		05/23/25 17:22	17060-07-0	
Toluene-d8 (S)	96	%	70-130	1		05/23/25 17:22	2037-26-5	

REPORT OF LABORATORY ANALYSIS

This report shall not be reproduced, except in full,
without the written consent of Pace Analytical Services, LLC.

Pace Analytical Services, LLC
9800 Kincey Ave. Suite 100
Huntersville, NC 28078
(704)875-9092

ANALYTICAL RESULTS

Project: UST UNKNOWN 14324
Pace Project No.: 92798105

Sample: DDW-1 (83.5) **Lab ID: 92798105025** Collected: 05/19/25 11:00 Received: 05/21/25 14:20 Matrix: Water

Parameters	Results	Units	Report Limit	DF	Prepared	Analyzed	CAS No.	Qual
8011 GCS EDB and DBCP	Analytical Method: EPA 8011 Preparation Method: EPA 8011 Pace Analytical Services - Charlotte							
1,2-Dibromoethane (EDB)	ND	ug/L	0.020	1	05/28/25 15:43	05/29/25 04:09	106-93-4	
Surrogates								
1-Chloro-2-bromopropane (S)	111	%	60-140	1	05/28/25 15:43	05/29/25 04:09	301-79-56	
8260 MSV	Analytical Method: EPA 8260D Pace Analytical Services - Charlotte							
tert-Amyl Alcohol	ND	ug/L	100	1		05/23/25 17:40	75-85-4	
tert-Amylmethyl ether	ND	ug/L	10.0	1		05/23/25 17:40	994-05-8	
Benzene	ND	ug/L	5.0	1		05/23/25 17:40	71-43-2	
3,3-Dimethyl-1-Butanol	ND	ug/L	100	1		05/23/25 17:40	624-95-3	
tert-Butyl Alcohol	ND	ug/L	100	1		05/23/25 17:40	75-65-0	
tert-Butyl Formate	ND	ug/L	50.0	1		05/23/25 17:40	762-75-4	
1,2-Dichloroethane	ND	ug/L	5.0	1		05/23/25 17:40	107-06-2	
Diisopropyl ether	ND	ug/L	5.0	1		05/23/25 17:40	108-20-3	
Ethanol	ND	ug/L	200	1		05/23/25 17:40	64-17-5	
Ethylbenzene	ND	ug/L	5.0	1		05/23/25 17:40	100-41-4	
Ethyl-tert-butyl ether	ND	ug/L	10.0	1		05/23/25 17:40	637-92-3	
Methyl-tert-butyl ether	ND	ug/L	5.0	1		05/23/25 17:40	1634-04-4	
Naphthalene	ND	ug/L	5.0	1		05/23/25 17:40	91-20-3	IK
Toluene	ND	ug/L	5.0	1		05/23/25 17:40	108-88-3	
Xylene (Total)	ND	ug/L	5.0	1		05/23/25 17:40	1330-20-7	
m&p-Xylene	ND	ug/L	10.0	1		05/23/25 17:40	179601-23-1	
o-Xylene	ND	ug/L	5.0	1		05/23/25 17:40	95-47-6	v1
Surrogates								
4-Bromofluorobenzene (S)	95	%	70-130	1		05/23/25 17:40	460-00-4	
1,2-Dichloroethane-d4 (S)	96	%	70-130	1		05/23/25 17:40	17060-07-0	
Toluene-d8 (S)	97	%	70-130	1		05/23/25 17:40	2037-26-5	

REPORT OF LABORATORY ANALYSIS

This report shall not be reproduced, except in full,
without the written consent of Pace Analytical Services, LLC.

Pace Analytical Services, LLC
9800 Kincey Ave. Suite 100
Huntersville, NC 28078
(704)875-9092

ANALYTICAL RESULTS

Project: UST UNKNOWN 14324
Pace Project No.: 92798105

Sample: DDW-1 (92.5) **Lab ID: 92798105026** Collected: 05/19/25 11:02 Received: 05/21/25 14:20 Matrix: Water

Parameters	Results	Units	Report Limit	DF	Prepared	Analyzed	CAS No.	Qual
8011 GCS EDB and DBCP	Analytical Method: EPA 8011 Preparation Method: EPA 8011 Pace Analytical Services - Charlotte							
1,2-Dibromoethane (EDB)	ND	ug/L	0.021	1	05/28/25 15:43	05/29/25 04:20	106-93-4	
Surrogates								
1-Chloro-2-bromopropane (S)	116	%	60-140	1	05/28/25 15:43	05/29/25 04:20	301-79-56	
8260 MSV	Analytical Method: EPA 8260D Pace Analytical Services - Charlotte							
tert-Amyl Alcohol	ND	ug/L	100	1		05/23/25 17:59	75-85-4	
tert-Amylmethyl ether	ND	ug/L	10.0	1		05/23/25 17:59	994-05-8	
Benzene	ND	ug/L	5.0	1		05/23/25 17:59	71-43-2	
3,3-Dimethyl-1-Butanol	ND	ug/L	100	1		05/23/25 17:59	624-95-3	
tert-Butyl Alcohol	ND	ug/L	100	1		05/23/25 17:59	75-65-0	
tert-Butyl Formate	ND	ug/L	50.0	1		05/23/25 17:59	762-75-4	
1,2-Dichloroethane	ND	ug/L	5.0	1		05/23/25 17:59	107-06-2	
Diisopropyl ether	ND	ug/L	5.0	1		05/23/25 17:59	108-20-3	
Ethanol	ND	ug/L	200	1		05/23/25 17:59	64-17-5	
Ethylbenzene	ND	ug/L	5.0	1		05/23/25 17:59	100-41-4	
Ethyl-tert-butyl ether	ND	ug/L	10.0	1		05/23/25 17:59	637-92-3	
Methyl-tert-butyl ether	ND	ug/L	5.0	1		05/23/25 17:59	1634-04-4	
Naphthalene	ND	ug/L	5.0	1		05/23/25 17:59	91-20-3	IK
Toluene	ND	ug/L	5.0	1		05/23/25 17:59	108-88-3	
Xylene (Total)	ND	ug/L	5.0	1		05/23/25 17:59	1330-20-7	
m&p-Xylene	ND	ug/L	10.0	1		05/23/25 17:59	179601-23-1	
o-Xylene	ND	ug/L	5.0	1		05/23/25 17:59	95-47-6	v1
Surrogates								
4-Bromofluorobenzene (S)	94	%	70-130	1		05/23/25 17:59	460-00-4	
1,2-Dichloroethane-d4 (S)	95	%	70-130	1		05/23/25 17:59	17060-07-0	
Toluene-d8 (S)	97	%	70-130	1		05/23/25 17:59	2037-26-5	

REPORT OF LABORATORY ANALYSIS

This report shall not be reproduced, except in full,
without the written consent of Pace Analytical Services, LLC.

Pace Analytical Services, LLC
9800 Kincey Ave. Suite 100
Huntersville, NC 28078
(704)875-9092

ANALYTICAL RESULTS

Project: UST UNKNOWN 14324
Pace Project No.: 92798105

Sample: DDW-1 (102.5) **Lab ID: 92798105027** Collected: 05/19/25 11:06 Received: 05/21/25 14:20 Matrix: Water

Parameters	Results	Units	Report Limit	DF	Prepared	Analyzed	CAS No.	Qual
8011 GCS EDB and DBCP	Analytical Method: EPA 8011 Preparation Method: EPA 8011 Pace Analytical Services - Charlotte							
1,2-Dibromoethane (EDB)	ND	ug/L	0.021	1	05/28/25 15:43	05/29/25 04:31	106-93-4	
Surrogates								
1-Chloro-2-bromopropane (S)	116	%	60-140	1	05/28/25 15:43	05/29/25 04:31	301-79-56	
8260 MSV	Analytical Method: EPA 8260D Pace Analytical Services - Charlotte							
tert-Amyl Alcohol	ND	ug/L	100	1		05/23/25 00:47	75-85-4	
tert-Amylmethyl ether	ND	ug/L	10.0	1		05/23/25 00:47	994-05-8	
Benzene	ND	ug/L	5.0	1		05/23/25 00:47	71-43-2	
3,3-Dimethyl-1-Butanol	ND	ug/L	100	1		05/23/25 00:47	624-95-3	
tert-Butyl Alcohol	ND	ug/L	100	1		05/23/25 00:47	75-65-0	
tert-Butyl Formate	ND	ug/L	50.0	1		05/23/25 00:47	762-75-4	
1,2-Dichloroethane	ND	ug/L	5.0	1		05/23/25 00:47	107-06-2	
Diisopropyl ether	ND	ug/L	5.0	1		05/23/25 00:47	108-20-3	
Ethanol	ND	ug/L	200	1		05/23/25 00:47	64-17-5	
Ethylbenzene	ND	ug/L	5.0	1		05/23/25 00:47	100-41-4	
Ethyl-tert-butyl ether	ND	ug/L	10.0	1		05/23/25 00:47	637-92-3	
Methyl-tert-butyl ether	ND	ug/L	5.0	1		05/23/25 00:47	1634-04-4	
Naphthalene	ND	ug/L	5.0	1		05/23/25 00:47	91-20-3	
Toluene	ND	ug/L	5.0	1		05/23/25 00:47	108-88-3	
Xylene (Total)	ND	ug/L	5.0	1		05/23/25 00:47	1330-20-7	
m&p-Xylene	ND	ug/L	10.0	1		05/23/25 00:47	179601-23-1	
o-Xylene	ND	ug/L	5.0	1		05/23/25 00:47	95-47-6	
Surrogates								
4-Bromofluorobenzene (S)	98	%	70-130	1		05/23/25 00:47	460-00-4	
1,2-Dichloroethane-d4 (S)	102	%	70-130	1		05/23/25 00:47	17060-07-0	
Toluene-d8 (S)	96	%	70-130	1		05/23/25 00:47	2037-26-5	

REPORT OF LABORATORY ANALYSIS

This report shall not be reproduced, except in full,
without the written consent of Pace Analytical Services, LLC.

Pace Analytical Services, LLC
9800 Kincey Ave. Suite 100
Huntersville, NC 28078
(704)875-9092

ANALYTICAL RESULTS

Project: UST UNKNOWN 14324
Pace Project No.: 92798105

Sample: DDW-1 (112.5) **Lab ID: 92798105028** Collected: 05/19/25 11:04 Received: 05/21/25 14:20 Matrix: Water

Parameters	Results	Units	Report Limit	DF	Prepared	Analyzed	CAS No.	Qual
8011 GCS EDB and DBCP	Analytical Method: EPA 8011 Preparation Method: EPA 8011 Pace Analytical Services - Charlotte							
1,2-Dibromoethane (EDB)	ND	ug/L	0.021	1	05/28/25 15:43	05/29/25 04:41	106-93-4	
Surrogates								
1-Chloro-2-bromopropane (S)	111	%	60-140	1	05/28/25 15:43	05/29/25 04:41	301-79-56	
8260 MSV	Analytical Method: EPA 8260D Pace Analytical Services - Charlotte							
tert-Amyl Alcohol	ND	ug/L	100	1		05/23/25 01:06	75-85-4	
tert-Amylmethyl ether	ND	ug/L	10.0	1		05/23/25 01:06	994-05-8	
Benzene	ND	ug/L	5.0	1		05/23/25 01:06	71-43-2	
3,3-Dimethyl-1-Butanol	ND	ug/L	100	1		05/23/25 01:06	624-95-3	
tert-Butyl Alcohol	ND	ug/L	100	1		05/23/25 01:06	75-65-0	
tert-Butyl Formate	ND	ug/L	50.0	1		05/23/25 01:06	762-75-4	
1,2-Dichloroethane	ND	ug/L	5.0	1		05/23/25 01:06	107-06-2	
Diisopropyl ether	ND	ug/L	5.0	1		05/23/25 01:06	108-20-3	
Ethanol	ND	ug/L	200	1		05/23/25 01:06	64-17-5	
Ethylbenzene	ND	ug/L	5.0	1		05/23/25 01:06	100-41-4	
Ethyl-tert-butyl ether	ND	ug/L	10.0	1		05/23/25 01:06	637-92-3	
Methyl-tert-butyl ether	ND	ug/L	5.0	1		05/23/25 01:06	1634-04-4	
Naphthalene	ND	ug/L	5.0	1		05/23/25 01:06	91-20-3	
Toluene	ND	ug/L	5.0	1		05/23/25 01:06	108-88-3	
Xylene (Total)	ND	ug/L	5.0	1		05/23/25 01:06	1330-20-7	
m&p-Xylene	ND	ug/L	10.0	1		05/23/25 01:06	179601-23-1	
o-Xylene	ND	ug/L	5.0	1		05/23/25 01:06	95-47-6	
Surrogates								
4-Bromofluorobenzene (S)	100	%	70-130	1		05/23/25 01:06	460-00-4	
1,2-Dichloroethane-d4 (S)	100	%	70-130	1		05/23/25 01:06	17060-07-0	
Toluene-d8 (S)	97	%	70-130	1		05/23/25 01:06	2037-26-5	

This report shall not be reproduced, except in full,
without the written consent of Pace Analytical Services, LLC.

Pace Analytical Services, LLC
9800 Kincey Ave. Suite 100
Huntersville, NC 28078
(704)875-9092

ANALYTICAL RESULTS

Project: UST UNKNOWN 14324
Pace Project No.: 92798105

Sample: DDW-1 (119.5) **Lab ID: 92798105029** Collected: 05/19/25 11:13 Received: 05/21/25 14:20 Matrix: Water

Parameters	Results	Units	Report Limit	DF	Prepared	Analyzed	CAS No.	Qual
8011 GCS EDB and DBCP	Analytical Method: EPA 8011 Preparation Method: EPA 8011 Pace Analytical Services - Charlotte							
1,2-Dibromoethane (EDB)	ND	ug/L	0.021	1	05/28/25 15:45	05/28/25 20:00	106-93-4	
Surrogates								
1-Chloro-2-bromopropane (S)	88	%	60-140	1	05/28/25 15:45	05/28/25 20:00	301-79-56	
8260 MSV	Analytical Method: EPA 8260D Pace Analytical Services - Charlotte							
tert-Amyl Alcohol	ND	ug/L	100	1		05/23/25 01:24	75-85-4	
tert-Amylmethyl ether	ND	ug/L	10.0	1		05/23/25 01:24	994-05-8	
Benzene	ND	ug/L	5.0	1		05/23/25 01:24	71-43-2	
3,3-Dimethyl-1-Butanol	ND	ug/L	100	1		05/23/25 01:24	624-95-3	
tert-Butyl Alcohol	ND	ug/L	100	1		05/23/25 01:24	75-65-0	
tert-Butyl Formate	ND	ug/L	50.0	1		05/23/25 01:24	762-75-4	
1,2-Dichloroethane	ND	ug/L	5.0	1		05/23/25 01:24	107-06-2	
Diisopropyl ether	ND	ug/L	5.0	1		05/23/25 01:24	108-20-3	
Ethanol	ND	ug/L	200	1		05/23/25 01:24	64-17-5	
Ethylbenzene	ND	ug/L	5.0	1		05/23/25 01:24	100-41-4	
Ethyl-tert-butyl ether	ND	ug/L	10.0	1		05/23/25 01:24	637-92-3	
Methyl-tert-butyl ether	ND	ug/L	5.0	1		05/23/25 01:24	1634-04-4	
Naphthalene	ND	ug/L	5.0	1		05/23/25 01:24	91-20-3	
Toluene	ND	ug/L	5.0	1		05/23/25 01:24	108-88-3	
Xylene (Total)	ND	ug/L	5.0	1		05/23/25 01:24	1330-20-7	
m&p-Xylene	ND	ug/L	10.0	1		05/23/25 01:24	179601-23-1	
o-Xylene	ND	ug/L	5.0	1		05/23/25 01:24	95-47-6	
Surrogates								
4-Bromofluorobenzene (S)	98	%	70-130	1		05/23/25 01:24	460-00-4	
1,2-Dichloroethane-d4 (S)	101	%	70-130	1		05/23/25 01:24	17060-07-0	
Toluene-d8 (S)	97	%	70-130	1		05/23/25 01:24	2037-26-5	

REPORT OF LABORATORY ANALYSIS

This report shall not be reproduced, except in full,
without the written consent of Pace Analytical Services, LLC.

Pace Analytical Services, LLC
9800 Kincey Ave. Suite 100
Huntersville, NC 28078
(704)875-9092

ANALYTICAL RESULTS

Project: UST UNKNOWN 14324
Pace Project No.: 92798105

Sample: DDW-2 **Lab ID: 92798105030** Collected: 05/19/25 13:46 Received: 05/21/25 14:20 Matrix: Water

Parameters	Results	Units	Report Limit	DF	Prepared	Analyzed	CAS No.	Qual
8011 GCS EDB and DBCP	Analytical Method: EPA 8011 Preparation Method: EPA 8011 Pace Analytical Services - Charlotte							
1,2-Dibromoethane (EDB)	ND	ug/L	0.021	1	05/28/25 15:45	05/28/25 20:21	106-93-4	
Surrogates								
1-Chloro-2-bromopropane (S)	108	%	60-140	1	05/28/25 15:45	05/28/25 20:21	301-79-56	
8260 MSV	Analytical Method: EPA 8260D Pace Analytical Services - Charlotte							
tert-Amyl Alcohol	ND	ug/L	100	1		05/23/25 01:43	75-85-4	
tert-Amylmethyl ether	ND	ug/L	10.0	1		05/23/25 01:43	994-05-8	
Benzene	ND	ug/L	5.0	1		05/23/25 01:43	71-43-2	
3,3-Dimethyl-1-Butanol	ND	ug/L	100	1		05/23/25 01:43	624-95-3	
tert-Butyl Alcohol	ND	ug/L	100	1		05/23/25 01:43	75-65-0	
tert-Butyl Formate	ND	ug/L	50.0	1		05/23/25 01:43	762-75-4	
1,2-Dichloroethane	ND	ug/L	5.0	1		05/23/25 01:43	107-06-2	
Diisopropyl ether	ND	ug/L	5.0	1		05/23/25 01:43	108-20-3	
Ethanol	ND	ug/L	200	1		05/23/25 01:43	64-17-5	
Ethylbenzene	ND	ug/L	5.0	1		05/23/25 01:43	100-41-4	
Ethyl-tert-butyl ether	ND	ug/L	10.0	1		05/23/25 01:43	637-92-3	
Methyl-tert-butyl ether	ND	ug/L	5.0	1		05/23/25 01:43	1634-04-4	
Naphthalene	ND	ug/L	5.0	1		05/23/25 01:43	91-20-3	
Toluene	ND	ug/L	5.0	1		05/23/25 01:43	108-88-3	
Xylene (Total)	ND	ug/L	5.0	1		05/23/25 01:43	1330-20-7	
m&p-Xylene	ND	ug/L	10.0	1		05/23/25 01:43	179601-23-1	
o-Xylene	ND	ug/L	5.0	1		05/23/25 01:43	95-47-6	
Surrogates								
4-Bromofluorobenzene (S)	100	%	70-130	1		05/23/25 01:43	460-00-4	
1,2-Dichloroethane-d4 (S)	103	%	70-130	1		05/23/25 01:43	17060-07-0	
Toluene-d8 (S)	97	%	70-130	1		05/23/25 01:43	2037-26-5	

REPORT OF LABORATORY ANALYSIS

This report shall not be reproduced, except in full,
without the written consent of Pace Analytical Services, LLC.

Pace Analytical Services, LLC
9800 Kincey Ave. Suite 100
Huntersville, NC 28078
(704)875-9092

ANALYTICAL RESULTS

Project: UST UNKNOWN 14324
Pace Project No.: 92798105

Sample: DDW-3 **Lab ID: 92798105031** Collected: 05/19/25 13:58 Received: 05/21/25 14:20 Matrix: Water

Parameters	Results	Units	Report Limit	DF	Prepared	Analyzed	CAS No.	Qual
8011 GCS EDB and DBCP	Analytical Method: EPA 8011 Preparation Method: EPA 8011 Pace Analytical Services - Charlotte							
1,2-Dibromoethane (EDB)	ND	ug/L	0.020	1	05/28/25 15:45	05/28/25 20:53	106-93-4	
Surrogates								
1-Chloro-2-bromopropane (S)	106	%	60-140	1	05/28/25 15:45	05/28/25 20:53	301-79-56	
8260 MSV	Analytical Method: EPA 8260D Pace Analytical Services - Charlotte							
tert-Amyl Alcohol	ND	ug/L	100	1		05/23/25 02:02	75-85-4	
tert-Amylmethyl ether	ND	ug/L	10.0	1		05/23/25 02:02	994-05-8	
Benzene	ND	ug/L	5.0	1		05/23/25 02:02	71-43-2	
3,3-Dimethyl-1-Butanol	ND	ug/L	100	1		05/23/25 02:02	624-95-3	
tert-Butyl Alcohol	ND	ug/L	100	1		05/23/25 02:02	75-65-0	
tert-Butyl Formate	ND	ug/L	50.0	1		05/23/25 02:02	762-75-4	
1,2-Dichloroethane	ND	ug/L	5.0	1		05/23/25 02:02	107-06-2	
Diisopropyl ether	ND	ug/L	5.0	1		05/23/25 02:02	108-20-3	
Ethanol	ND	ug/L	200	1		05/23/25 02:02	64-17-5	
Ethylbenzene	ND	ug/L	5.0	1		05/23/25 02:02	100-41-4	
Ethyl-tert-butyl ether	ND	ug/L	10.0	1		05/23/25 02:02	637-92-3	
Methyl-tert-butyl ether	ND	ug/L	5.0	1		05/23/25 02:02	1634-04-4	
Naphthalene	ND	ug/L	5.0	1		05/23/25 02:02	91-20-3	
Toluene	ND	ug/L	5.0	1		05/23/25 02:02	108-88-3	
Xylene (Total)	ND	ug/L	5.0	1		05/23/25 02:02	1330-20-7	
m&p-Xylene	ND	ug/L	10.0	1		05/23/25 02:02	179601-23-1	
o-Xylene	ND	ug/L	5.0	1		05/23/25 02:02	95-47-6	
Surrogates								
4-Bromofluorobenzene (S)	99	%	70-130	1		05/23/25 02:02	460-00-4	
1,2-Dichloroethane-d4 (S)	101	%	70-130	1		05/23/25 02:02	17060-07-0	
Toluene-d8 (S)	98	%	70-130	1		05/23/25 02:02	2037-26-5	

This report shall not be reproduced, except in full,
without the written consent of Pace Analytical Services, LLC.

Pace Analytical Services, LLC
9800 Kincey Ave. Suite 100
Huntersville, NC 28078
(704)875-9092

ANALYTICAL RESULTS

Project: UST UNKNOWN 14324
Pace Project No.: 92798105

Sample: DDW-4 **Lab ID: 92798105032** Collected: 05/19/25 13:47 Received: 05/21/25 14:20 Matrix: Water

Parameters	Results	Units	Report Limit	DF	Prepared	Analyzed	CAS No.	Qual
8011 GCS EDB and DBCP	Analytical Method: EPA 8011 Preparation Method: EPA 8011 Pace Analytical Services - Charlotte							
1,2-Dibromoethane (EDB)	ND	ug/L	0.021	1	05/28/25 15:45	05/28/25 21:03	106-93-4	
Surrogates								
1-Chloro-2-bromopropane (S)	104	%	60-140	1	05/28/25 15:45	05/28/25 21:03	301-79-56	
8260 MSV	Analytical Method: EPA 8260D Pace Analytical Services - Charlotte							
tert-Amyl Alcohol	ND	ug/L	100	1		05/23/25 02:20	75-85-4	
tert-Amylmethyl ether	ND	ug/L	10.0	1		05/23/25 02:20	994-05-8	
Benzene	ND	ug/L	5.0	1		05/23/25 02:20	71-43-2	
3,3-Dimethyl-1-Butanol	ND	ug/L	100	1		05/23/25 02:20	624-95-3	
tert-Butyl Alcohol	ND	ug/L	100	1		05/23/25 02:20	75-65-0	
tert-Butyl Formate	ND	ug/L	50.0	1		05/23/25 02:20	762-75-4	
1,2-Dichloroethane	ND	ug/L	5.0	1		05/23/25 02:20	107-06-2	
Diisopropyl ether	ND	ug/L	5.0	1		05/23/25 02:20	108-20-3	
Ethanol	ND	ug/L	200	1		05/23/25 02:20	64-17-5	
Ethylbenzene	ND	ug/L	5.0	1		05/23/25 02:20	100-41-4	
Ethyl-tert-butyl ether	ND	ug/L	10.0	1		05/23/25 02:20	637-92-3	
Methyl-tert-butyl ether	ND	ug/L	5.0	1		05/23/25 02:20	1634-04-4	
Naphthalene	ND	ug/L	5.0	1		05/23/25 02:20	91-20-3	
Toluene	ND	ug/L	5.0	1		05/23/25 02:20	108-88-3	
Xylene (Total)	ND	ug/L	5.0	1		05/23/25 02:20	1330-20-7	
m&p-Xylene	ND	ug/L	10.0	1		05/23/25 02:20	179601-23-1	
o-Xylene	ND	ug/L	5.0	1		05/23/25 02:20	95-47-6	
Surrogates								
4-Bromofluorobenzene (S)	98	%	70-130	1		05/23/25 02:20	460-00-4	
1,2-Dichloroethane-d4 (S)	102	%	70-130	1		05/23/25 02:20	17060-07-0	
Toluene-d8 (S)	98	%	70-130	1		05/23/25 02:20	2037-26-5	

REPORT OF LABORATORY ANALYSIS

This report shall not be reproduced, except in full,
without the written consent of Pace Analytical Services, LLC.

Pace Analytical Services, LLC
9800 Kincey Ave. Suite 100
Huntersville, NC 28078
(704)875-9092

ANALYTICAL RESULTS

Project: UST UNKNOWN 14324
Pace Project No.: 92798105

Sample: RW-1 **Lab ID: 92798105033** Collected: 05/19/25 13:09 Received: 05/21/25 14:20 Matrix: Water

Parameters	Results	Units	Report Limit	DF	Prepared	Analyzed	CAS No.	Qual
8011 GCS EDB and DBCP	Analytical Method: EPA 8011 Preparation Method: EPA 8011 Pace Analytical Services - Charlotte							
1,2-Dibromoethane (EDB)	**433**	ug/L	20.8	1000	05/28/25 15:45	05/29/25 17:47	106-93-4	
Surrogates								
1-Chloro-2-bromopropane (S)	0	%	60-140	1000	05/28/25 15:45	05/29/25 17:47	301-79-56	S4
8260 MSV	Analytical Method: EPA 8260D Pace Analytical Services - Charlotte							
tert-Amyl Alcohol	ND	ug/L	20000	200		05/24/25 03:36	75-85-4	
tert-Amylmethyl ether	ND	ug/L	2000	200		05/24/25 03:36	994-05-8	
Benzene	**19800**	ug/L	1000	200		05/24/25 03:36	71-43-2	
3,3-Dimethyl-1-Butanol	ND	ug/L	20000	200		05/24/25 03:36	624-95-3	
tert-Butyl Alcohol	ND	ug/L	20000	200		05/24/25 03:36	75-65-0	
tert-Butyl Formate	ND	ug/L	10000	200		05/24/25 03:36	762-75-4	
1,2-Dichloroethane	ND	ug/L	1000	200		05/24/25 03:36	107-06-2	
Diisopropyl ether	ND	ug/L	1000	200		05/24/25 03:36	108-20-3	
Ethanol	ND	ug/L	40000	200		05/24/25 03:36	64-17-5	
Ethylbenzene	**2230**	ug/L	1000	200		05/24/25 03:36	100-41-4	
Ethyl-tert-butyl ether	ND	ug/L	2000	200		05/24/25 03:36	637-92-3	
Methyl-tert-butyl ether	ND	ug/L	1000	200		05/24/25 03:36	1634-04-4	
Naphthalene	**663J**	ug/L	1000	200		05/24/25 03:36	91-20-3	
Toluene	**35400**	ug/L	1000	200		05/24/25 03:36	108-88-3	
Xylene (Total)	**13700**	ug/L	1000	200		05/24/25 03:36	1330-20-7	
m&p-Xylene	**9320**	ug/L	2000	200		05/24/25 03:36	179601-23-1	
o-Xylene	**4400**	ug/L	1000	200		05/24/25 03:36	95-47-6	
Surrogates								
4-Bromofluorobenzene (S)	96	%	70-130	200		05/24/25 03:36	460-00-4	
1,2-Dichloroethane-d4 (S)	96	%	70-130	200		05/24/25 03:36	17060-07-0	
Toluene-d8 (S)	98	%	70-130	200		05/24/25 03:36	2037-26-5	

REPORT OF LABORATORY ANALYSIS

This report shall not be reproduced, except in full,
without the written consent of Pace Analytical Services, LLC.

Pace Analytical Services, LLC
9800 Kincey Ave. Suite 100
Huntersville, NC 28078
(704)875-9092

ANALYTICAL RESULTS

Project: UST UNKNOWN 14324
Pace Project No.: 92798105

Sample: RW-2 **Lab ID: 92798105034** Collected: 05/19/25 12:59 Received: 05/21/25 14:20 Matrix: Water

Parameters	Results	Units	Report Limit	DF	Prepared	Analyzed	CAS No.	Qual
8011 GCS EDB and DBCP	Analytical Method: EPA 8011 Preparation Method: EPA 8011 Pace Analytical Services - Charlotte							
1,2-Dibromoethane (EDB)	ND	ug/L	0.023	1	05/28/25 15:45	05/28/25 21:25	106-93-4	
Surrogates								
1-Chloro-2-bromopropane (S)	150	%	60-140	1	05/28/25 15:45	05/28/25 21:25	301-79-56	S3
8260 MSV	Analytical Method: EPA 8260D Pace Analytical Services - Charlotte							
tert-Amyl Alcohol	ND	ug/L	500	5		05/29/25 20:59	75-85-4	
tert-Amylmethyl ether	ND	ug/L	50.0	5		05/29/25 20:59	994-05-8	
Benzene	ND	ug/L	25.0	5		05/29/25 20:59	71-43-2	
3,3-Dimethyl-1-Butanol	ND	ug/L	500	5		05/29/25 20:59	624-95-3	
tert-Butyl Alcohol	ND	ug/L	500	5		05/29/25 20:59	75-65-0	
tert-Butyl Formate	ND	ug/L	250	5		05/29/25 20:59	762-75-4	
1,2-Dichloroethane	ND	ug/L	25.0	5		05/29/25 20:59	107-06-2	
Diisopropyl ether	ND	ug/L	25.0	5		05/29/25 20:59	108-20-3	
Ethanol	ND	ug/L	1000	5		05/29/25 20:59	64-17-5	
Ethylbenzene	**658**	ug/L	25.0	5		05/29/25 20:59	100-41-4	
Ethyl-tert-butyl ether	ND	ug/L	50.0	5		05/29/25 20:59	637-92-3	
Methyl-tert-butyl ether	ND	ug/L	25.0	5		05/29/25 20:59	1634-04-4	
Naphthalene	**410**	ug/L	25.0	5		05/29/25 20:59	91-20-3	
Toluene	**141**	ug/L	25.0	5		05/29/25 20:59	108-88-3	
Xylene (Total)	**2230**	ug/L	25.0	5		05/29/25 20:59	1330-20-7	
m&p-Xylene	**1830**	ug/L	50.0	5		05/29/25 20:59	179601-23-1	
o-Xylene	**397**	ug/L	25.0	5		05/29/25 20:59	95-47-6	
Surrogates								
4-Bromofluorobenzene (S)	100	%	70-130	5		05/29/25 20:59	460-00-4	
1,2-Dichloroethane-d4 (S)	100	%	70-130	5		05/29/25 20:59	17060-07-0	
Toluene-d8 (S)	102	%	70-130	5		05/29/25 20:59	2037-26-5	

REPORT OF LABORATORY ANALYSIS

This report shall not be reproduced, except in full,
without the written consent of Pace Analytical Services, LLC.

Pace Analytical Services, LLC
9800 Kincey Ave. Suite 100
Huntersville, NC 28078
(704)875-9092

ANALYTICAL RESULTS

Project: UST UNKNOWN 14324
Pace Project No.: 92798105

Sample: RW-3 **Lab ID: 92798105035** Collected: 05/19/25 12:55 Received: 05/21/25 14:20 Matrix: Water

Parameters	Results	Units	Report Limit	DF	Prepared	Analyzed	CAS No.	Qual
8011 GCS EDB and DBCP	Analytical Method: EPA 8011 Preparation Method: EPA 8011 Pace Analytical Services - Charlotte							
1,2-Dibromoethane (EDB)	**0.13**	ug/L	0.020	1	05/28/25 15:45	05/29/25 17:59	106-93-4	
Surrogates								
1-Chloro-2-bromopropane (S)	94	%	60-140	1	05/28/25 15:45	05/29/25 17:59	301-79-56	
8260 MSV	Analytical Method: EPA 8260D Pace Analytical Services - Charlotte							
tert-Amyl Alcohol	ND	ug/L	4000	40		05/23/25 02:14	75-85-4	
tert-Amylmethyl ether	ND	ug/L	400	40		05/23/25 02:14	994-05-8	
Benzene	**145J**	ug/L	200	40		05/23/25 02:14	71-43-2	C8
3,3-Dimethyl-1-Butanol	ND	ug/L	4000	40		05/23/25 02:14	624-95-3	
tert-Butyl Alcohol	ND	ug/L	4000	40		05/23/25 02:14	75-65-0	
tert-Butyl Formate	ND	ug/L	2000	40		05/23/25 02:14	762-75-4	v2
1,2-Dichloroethane	ND	ug/L	200	40		05/23/25 02:14	107-06-2	
Diisopropyl ether	ND	ug/L	200	40		05/23/25 02:14	108-20-3	
Ethanol	ND	ug/L	8000	40		05/23/25 02:14	64-17-5	
Ethylbenzene	**3040**	ug/L	200	40		05/23/25 02:14	100-41-4	
Ethyl-tert-butyl ether	ND	ug/L	400	40		05/23/25 02:14	637-92-3	
Methyl-tert-butyl ether	ND	ug/L	200	40		05/23/25 02:14	1634-04-4	
Naphthalene	**927**	ug/L	200	40		05/23/25 02:14	91-20-3	
Toluene	**1090**	ug/L	200	40		05/23/25 02:14	108-88-3	
Xylene (Total)	**12700**	ug/L	200	40		05/23/25 02:14	1330-20-7	
m&p-Xylene	**10200**	ug/L	400	40		05/23/25 02:14	179601-23-1	
o-Xylene	**2550**	ug/L	200	40		05/23/25 02:14	95-47-6	
Surrogates								
4-Bromofluorobenzene (S)	90	%	70-130	40		05/23/25 02:14	460-00-4	
1,2-Dichloroethane-d4 (S)	100	%	70-130	40		05/23/25 02:14	17060-07-0	
Toluene-d8 (S)	101	%	70-130	40		05/23/25 02:14	2037-26-5	

REPORT OF LABORATORY ANALYSIS

This report shall not be reproduced, except in full,
without the written consent of Pace Analytical Services, LLC.

Pace Analytical Services, LLC
9800 Kincey Ave. Suite 100
Huntersville, NC 28078
(704)875-9092

ANALYTICAL RESULTS

Project: UST UNKNOWN 14324
Pace Project No.: 92798105

Sample: RW-4 **Lab ID: 92798105036** Collected: 05/19/25 12:50 Received: 05/21/25 14:20 Matrix: Water

Parameters	Results	Units	Report Limit	DF	Prepared	Analyzed	CAS No.	Qual
8011 GCS EDB and DBCP	Analytical Method: EPA 8011 Preparation Method: EPA 8011 Pace Analytical Services - Charlotte							
1,2-Dibromoethane (EDB)	**854**	ug/L	20.5	1000	05/28/25 15:45	05/29/25 18:10	106-93-4	
Surrogates								
1-Chloro-2-bromopropane (S)	0	%	60-140	1000	05/28/25 15:45	05/29/25 18:10	301-79-56	S4
8260 MSV	Analytical Method: EPA 8260D Pace Analytical Services - Charlotte							
tert-Amyl Alcohol	ND	ug/L	20000	200		05/24/25 03:55	75-85-4	
tert-Amylmethyl ether	ND	ug/L	2000	200		05/24/25 03:55	994-05-8	
Benzene	**27200**	ug/L	1000	200		05/24/25 03:55	71-43-2	
3,3-Dimethyl-1-Butanol	ND	ug/L	20000	200		05/24/25 03:55	624-95-3	
tert-Butyl Alcohol	ND	ug/L	20000	200		05/24/25 03:55	75-65-0	
tert-Butyl Formate	ND	ug/L	10000	200		05/24/25 03:55	762-75-4	
1,2-Dichloroethane	ND	ug/L	1000	200		05/24/25 03:55	107-06-2	
Diisopropyl ether	ND	ug/L	1000	200		05/24/25 03:55	108-20-3	
Ethanol	ND	ug/L	40000	200		05/24/25 03:55	64-17-5	
Ethylbenzene	**2370**	ug/L	1000	200		05/24/25 03:55	100-41-4	
Ethyl-tert-butyl ether	ND	ug/L	2000	200		05/24/25 03:55	637-92-3	
Methyl-tert-butyl ether	ND	ug/L	1000	200		05/24/25 03:55	1634-04-4	
Naphthalene	**743J**	ug/L	1000	200		05/24/25 03:55	91-20-3	
Toluene	**33800**	ug/L	1000	200		05/24/25 03:55	108-88-3	
Xylene (Total)	**15200**	ug/L	1000	200		05/24/25 03:55	1330-20-7	
m&p-Xylene	**10400**	ug/L	2000	200		05/24/25 03:55	179601-23-1	
o-Xylene	**4810**	ug/L	1000	200		05/24/25 03:55	95-47-6	
Surrogates								
4-Bromofluorobenzene (S)	97	%	70-130	200		05/24/25 03:55	460-00-4	
1,2-Dichloroethane-d4 (S)	97	%	70-130	200		05/24/25 03:55	17060-07-0	
Toluene-d8 (S)	99	%	70-130	200		05/24/25 03:55	2037-26-5	

REPORT OF LABORATORY ANALYSIS

This report shall not be reproduced, except in full,
without the written consent of Pace Analytical Services, LLC.

Pace Analytical Services, LLC
9800 Kincey Ave. Suite 100
Huntersville, NC 28078
(704)875-9092

ANALYTICAL RESULTS

Project: UST UNKNOWN 14324
Pace Project No.: 92798105

Sample: RW-5 **Lab ID: 92798105037** Collected: 05/19/25 12:45 Received: 05/21/25 14:20 Matrix: Water

Parameters	Results	Units	Report Limit	DF	Prepared	Analyzed	CAS No.	Qual
8011 GCS EDB and DBCP	Analytical Method: EPA 8011 Preparation Method: EPA 8011 Pace Analytical Services - Charlotte							
1,2-Dibromoethane (EDB)	**682**	ug/L	100	5000	05/29/25 08:12	05/30/25 11:27	106-93-4	
Surrogates								
1-Chloro-2-bromopropane (S)	0	%	60-140	5000	05/29/25 08:12	05/30/25 11:27	301-79-56	S4
8260 MSV	Analytical Method: EPA 8260D Pace Analytical Services - Charlotte							
tert-Amyl Alcohol	ND	ug/L	25000	250		05/24/25 04:14	75-85-4	
tert-Amylmethyl ether	ND	ug/L	2500	250		05/24/25 04:14	994-05-8	
Benzene	**25500**	ug/L	1250	250		05/24/25 04:14	71-43-2	
3,3-Dimethyl-1-Butanol	ND	ug/L	25000	250		05/24/25 04:14	624-95-3	
tert-Butyl Alcohol	ND	ug/L	25000	250		05/24/25 04:14	75-65-0	
tert-Butyl Formate	ND	ug/L	12500	250		05/24/25 04:14	762-75-4	
1,2-Dichloroethane	ND	ug/L	1250	250		05/24/25 04:14	107-06-2	
Diisopropyl ether	ND	ug/L	1250	250		05/24/25 04:14	108-20-3	
Ethanol	ND	ug/L	50000	250		05/24/25 04:14	64-17-5	
Ethylbenzene	**2210**	ug/L	1250	250		05/24/25 04:14	100-41-4	
Ethyl-tert-butyl ether	ND	ug/L	2500	250		05/24/25 04:14	637-92-3	
Methyl-tert-butyl ether	ND	ug/L	1250	250		05/24/25 04:14	1634-04-4	
Naphthalene	**865J**	ug/L	1250	250		05/24/25 04:14	91-20-3	
Toluene	**36100**	ug/L	1250	250		05/24/25 04:14	108-88-3	
Xylene (Total)	**12400**	ug/L	1250	250		05/24/25 04:14	1330-20-7	
m&p-Xylene	**8360**	ug/L	2500	250		05/24/25 04:14	179601-23-1	
o-Xylene	**4070**	ug/L	1250	250		05/24/25 04:14	95-47-6	
Surrogates								
4-Bromofluorobenzene (S)	96	%	70-130	250		05/24/25 04:14	460-00-4	
1,2-Dichloroethane-d4 (S)	101	%	70-130	250		05/24/25 04:14	17060-07-0	
Toluene-d8 (S)	97	%	70-130	250		05/24/25 04:14	2037-26-5	

REPORT OF LABORATORY ANALYSIS

This report shall not be reproduced, except in full,
without the written consent of Pace Analytical Services, LLC.

Pace Analytical Services, LLC
9800 Kincey Ave. Suite 100
Huntersville, NC 28078
(704)875-9092

ANALYTICAL RESULTS

Project: UST UNKNOWN 14324
Pace Project No.: 92798105

Sample: EP-4 **Lab ID: 92798105038** Collected: 05/19/25 12:54 Received: 05/21/25 14:20 Matrix: Water

Parameters	Results	Units	Report Limit	DF	Prepared	Analyzed	CAS No.	Qual
8011 GCS EDB and DBCP	Analytical Method: EPA 8011 Preparation Method: EPA 8011 Pace Analytical Services - Charlotte							
1,2-Dibromoethane (EDB)	ND	ug/L	0.021	1	05/28/25 15:45	05/28/25 21:57	106-93-4	
Surrogates								
1-Chloro-2-bromopropane (S)	202	%	60-140	1	05/28/25 15:45	05/28/25 21:57	301-79-56	S3
8260 MSV	Analytical Method: EPA 8260D Pace Analytical Services - Charlotte							
tert-Amyl Alcohol	ND	ug/L	4000	40		05/28/25 03:49	75-85-4	
tert-Amylmethyl ether	ND	ug/L	400	40		05/28/25 03:49	994-05-8	
Benzene	**316**	ug/L	200	40		05/28/25 03:49	71-43-2	
3,3-Dimethyl-1-Butanol	ND	ug/L	4000	40		05/28/25 03:49	624-95-3	
tert-Butyl Alcohol	ND	ug/L	4000	40		05/28/25 03:49	75-65-0	
tert-Butyl Formate	ND	ug/L	2000	40		05/28/25 03:49	762-75-4	
1,2-Dichloroethane	ND	ug/L	200	40		05/28/25 03:49	107-06-2	
Diisopropyl ether	ND	ug/L	200	40		05/28/25 03:49	108-20-3	
Ethanol	ND	ug/L	8000	40		05/28/25 03:49	64-17-5	
Ethylbenzene	**1690**	ug/L	200	40		05/28/25 03:49	100-41-4	
Ethyl-tert-butyl ether	ND	ug/L	400	40		05/28/25 03:49	637-92-3	
Methyl-tert-butyl ether	ND	ug/L	200	40		05/28/25 03:49	1634-04-4	
Naphthalene	**638**	ug/L	200	40		05/28/25 03:49	91-20-3	v3
Toluene	**4960**	ug/L	200	40		05/28/25 03:49	108-88-3	
Xylene (Total)	**10300**	ug/L	200	40		05/28/25 03:49	1330-20-7	
m&p-Xylene	**7270**	ug/L	400	40		05/28/25 03:49	179601-23-1	
o-Xylene	**3060**	ug/L	200	40		05/28/25 03:49	95-47-6	
Surrogates								
4-Bromofluorobenzene (S)	98	%	70-130	40		05/28/25 03:49	460-00-4	
1,2-Dichloroethane-d4 (S)	96	%	70-130	40		05/28/25 03:49	17060-07-0	
Toluene-d8 (S)	96	%	70-130	40		05/28/25 03:49	2037-26-5	

REPORT OF LABORATORY ANALYSIS

This report shall not be reproduced, except in full,
without the written consent of Pace Analytical Services, LLC.

Pace Analytical Services, LLC
9800 Kincey Ave. Suite 100
Huntersville, NC 28078
(704)875-9092

ANALYTICAL RESULTS

Project: UST UNKNOWN 14324
Pace Project No.: 92798105

Sample: EP-12 **Lab ID: 92798105039** Collected: 05/19/25 12:40 Received: 05/21/25 14:20 Matrix: Water

Parameters	Results	Units	Report Limit	DF	Prepared	Analyzed	CAS No.	Qual
8011 GCS EDB and DBCP	Analytical Method: EPA 8011 Preparation Method: EPA 8011 Pace Analytical Services - Charlotte							
1,2-Dibromoethane (EDB)	**204**	ug/L	21.0	1000	05/28/25 15:45	05/29/25 18:21	106-93-4	
Surrogates								
1-Chloro-2-bromopropane (S)	0	%	60-140	1000	05/28/25 15:45	05/29/25 18:21	301-79-56	S4
8260 MSV	Analytical Method: EPA 8260D Pace Analytical Services - Charlotte							
tert-Amyl Alcohol	ND	ug/L	12500	125		05/24/25 04:32	75-85-4	
tert-Amylmethyl ether	ND	ug/L	1250	125		05/24/25 04:32	994-05-8	
Benzene	**9900**	ug/L	625	125		05/24/25 04:32	71-43-2	
3,3-Dimethyl-1-Butanol	ND	ug/L	12500	125		05/24/25 04:32	624-95-3	
tert-Butyl Alcohol	ND	ug/L	12500	125		05/24/25 04:32	75-65-0	
tert-Butyl Formate	ND	ug/L	6250	125		05/24/25 04:32	762-75-4	
1,2-Dichloroethane	ND	ug/L	625	125		05/24/25 04:32	107-06-2	
Diisopropyl ether	ND	ug/L	625	125		05/24/25 04:32	108-20-3	
Ethanol	ND	ug/L	25000	125		05/24/25 04:32	64-17-5	
Ethylbenzene	**875**	ug/L	625	125		05/24/25 04:32	100-41-4	
Ethyl-tert-butyl ether	ND	ug/L	1250	125		05/24/25 04:32	637-92-3	
Methyl-tert-butyl ether	ND	ug/L	625	125		05/24/25 04:32	1634-04-4	
Naphthalene	**1760**	ug/L	625	125		05/24/25 04:32	91-20-3	
Toluene	**13300**	ug/L	625	125		05/24/25 04:32	108-88-3	
Xylene (Total)	**24000**	ug/L	625	125		05/24/25 04:32	1330-20-7	
m&p-Xylene	**16500**	ug/L	1250	125		05/24/25 04:32	179601-23-1	
o-Xylene	**7510**	ug/L	625	125		05/24/25 04:32	95-47-6	
Surrogates								
4-Bromofluorobenzene (S)	96	%	70-130	125		05/24/25 04:32	460-00-4	
1,2-Dichloroethane-d4 (S)	95	%	70-130	125		05/24/25 04:32	17060-07-0	
Toluene-d8 (S)	99	%	70-130	125		05/24/25 04:32	2037-26-5	

REPORT OF LABORATORY ANALYSIS

This report shall not be reproduced, except in full,
without the written consent of Pace Analytical Services, LLC.

Pace Analytical Services, LLC
9800 Kincey Ave. Suite 100
Huntersville, NC 28078
(704)875-9092

ANALYTICAL RESULTS

Project: UST UNKNOWN 14324
Pace Project No.: 92798105

Sample: EP-16 **Lab ID: 92798105040** Collected: 05/19/25 14:39 Received: 05/21/25 14:20 Matrix: Water

Parameters	Results	Units	Report Limit	DF	Prepared	Analyzed	CAS No.	Qual
8011 GCS EDB and DBCP	Analytical Method: EPA 8011 Preparation Method: EPA 8011 Pace Analytical Services - Charlotte							
1,2-Dibromoethane (EDB)	**373**	ug/L	21.3	1000	05/28/25 15:45	05/29/25 18:32	106-93-4	
Surrogates								
1-Chloro-2-bromopropane (S)	0	%	60-140	1000	05/28/25 15:45	05/29/25 18:32	301-79-56	S4
8260 MSV	Analytical Method: EPA 8260D Pace Analytical Services - Charlotte							
tert-Amyl Alcohol	ND	ug/L	20000	200		05/24/25 02:01	75-85-4	
tert-Amylmethyl ether	ND	ug/L	2000	200		05/24/25 02:01	994-05-8	
Benzene	**10100**	ug/L	1000	200		05/24/25 02:01	71-43-2	
3,3-Dimethyl-1-Butanol	ND	ug/L	20000	200		05/24/25 02:01	624-95-3	
tert-Butyl Alcohol	ND	ug/L	20000	200		05/24/25 02:01	75-65-0	v2
tert-Butyl Formate	ND	ug/L	10000	200		05/24/25 02:01	762-75-4	
1,2-Dichloroethane	ND	ug/L	1000	200		05/24/25 02:01	107-06-2	
Diisopropyl ether	ND	ug/L	1000	200		05/24/25 02:01	108-20-3	
Ethanol	ND	ug/L	40000	200		05/24/25 02:01	64-17-5	
Ethylbenzene	**1440**	ug/L	1000	200		05/24/25 02:01	100-41-4	
Ethyl-tert-butyl ether	ND	ug/L	2000	200		05/24/25 02:01	637-92-3	
Methyl-tert-butyl ether	ND	ug/L	1000	200		05/24/25 02:01	1634-04-4	
Naphthalene	**1050**	ug/L	1000	200		05/24/25 02:01	91-20-3	
Toluene	**22700**	ug/L	1000	200		05/24/25 02:01	108-88-3	
Xylene (Total)	**18300**	ug/L	1000	200		05/24/25 02:01	1330-20-7	
m&p-Xylene	**12300**	ug/L	2000	200		05/24/25 02:01	179601-23-1	
o-Xylene	**6030**	ug/L	1000	200		05/24/25 02:01	95-47-6	
Surrogates								
4-Bromofluorobenzene (S)	99	%	70-130	200		05/24/25 02:01	460-00-4	
1,2-Dichloroethane-d4 (S)	89	%	70-130	200		05/24/25 02:01	17060-07-0	
Toluene-d8 (S)	98	%	70-130	200		05/24/25 02:01	2037-26-5	

REPORT OF LABORATORY ANALYSIS

This report shall not be reproduced, except in full,
without the written consent of Pace Analytical Services, LLC.

Pace Analytical Services, LLC
9800 Kincey Ave. Suite 100
Huntersville, NC 28078
(704)875-9092

ANALYTICAL RESULTS

Project: UST UNKNOWN 14324
Pace Project No.: 92798105

Sample: EP-20 **Lab ID: 92798105041** Collected: 05/19/25 12:41 Received: 05/21/25 14:20 Matrix: Water

Parameters	Results	Units	Report Limit	DF	Prepared	Analyzed	CAS No.	Qual
8011 GCS EDB and DBCP	Analytical Method: EPA 8011 Preparation Method: EPA 8011 Pace Analytical Services - Charlotte							
1,2-Dibromoethane (EDB)	**437**	ug/L	19.9	1000	05/28/25 15:45	05/29/25 18:44	106-93-4	
Surrogates								
1-Chloro-2-bromopropane (S)	0	%	60-140	1000	05/28/25 15:45	05/29/25 18:44	301-79-56	S4
8260 MSV	Analytical Method: EPA 8260D Pace Analytical Services - Charlotte							
tert-Amyl Alcohol	ND	ug/L	20000	200		05/24/25 04:51	75-85-4	
tert-Amylmethyl ether	ND	ug/L	2000	200		05/24/25 04:51	994-05-8	
Benzene	**12400**	ug/L	1000	200		05/24/25 04:51	71-43-2	
3,3-Dimethyl-1-Butanol	ND	ug/L	20000	200		05/24/25 04:51	624-95-3	
tert-Butyl Alcohol	ND	ug/L	20000	200		05/24/25 04:51	75-65-0	
tert-Butyl Formate	ND	ug/L	10000	200		05/24/25 04:51	762-75-4	
1,2-Dichloroethane	ND	ug/L	1000	200		05/24/25 04:51	107-06-2	
Diisopropyl ether	ND	ug/L	1000	200		05/24/25 04:51	108-20-3	
Ethanol	ND	ug/L	40000	200		05/24/25 04:51	64-17-5	
Ethylbenzene	**1150**	ug/L	1000	200		05/24/25 04:51	100-41-4	
Ethyl-tert-butyl ether	ND	ug/L	2000	200		05/24/25 04:51	637-92-3	
Methyl-tert-butyl ether	ND	ug/L	1000	200		05/24/25 04:51	1634-04-4	
Naphthalene	**1210**	ug/L	1000	200		05/24/25 04:51	91-20-3	
Toluene	**24600**	ug/L	1000	200		05/24/25 04:51	108-88-3	
Xylene (Total)	**15000**	ug/L	1000	200		05/24/25 04:51	1330-20-7	
m&p-Xylene	**9960**	ug/L	2000	200		05/24/25 04:51	179601-23-1	
o-Xylene	**5020**	ug/L	1000	200		05/24/25 04:51	95-47-6	
Surrogates								
4-Bromofluorobenzene (S)	97	%	70-130	200		05/24/25 04:51	460-00-4	
1,2-Dichloroethane-d4 (S)	96	%	70-130	200		05/24/25 04:51	17060-07-0	
Toluene-d8 (S)	98	%	70-130	200		05/24/25 04:51	2037-26-5	

REPORT OF LABORATORY ANALYSIS

This report shall not be reproduced, except in full,
without the written consent of Pace Analytical Services, LLC.

Pace Analytical Services, LLC
9800 Kincey Ave. Suite 100
Huntersville, NC 28078
(704)875-9092

ANALYTICAL RESULTS

Project: UST UNKNOWN 14324
Pace Project No.: 92798105

Sample: SW-1 **Lab ID: 92798105042** Collected: 05/19/25 13:30 Received: 05/21/25 14:20 Matrix: Water

Parameters	Results	Units	Report Limit	DF	Prepared	Analyzed	CAS No.	Qual
8011 GCS EDB and DBCP	Analytical Method: EPA 8011 Preparation Method: EPA 8011 Pace Analytical Services - Charlotte							
1,2-Dibromoethane (EDB)	**0.076**	ug/L	0.021	1	05/28/25 15:45	05/29/25 18:55	106-93-4	
Surrogates								
1-Chloro-2-bromopropane (S)	92	%	60-140	1	05/28/25 15:45	05/29/25 18:55	301-79-56	
8260 MSV Low Level SC	Analytical Method: EPA 8260D Pace Analytical Services - Charlotte							
tert-Amyl Alcohol	ND	ug/L	100	1		05/23/25 12:04	75-85-4	
tert-Amylmethyl ether	ND	ug/L	10.0	1		05/23/25 12:04	994-05-8	
Benzene	ND	ug/L	1.0	1		05/23/25 12:04	71-43-2	
3,3-Dimethyl-1-Butanol	ND	ug/L	100	1		05/23/25 12:04	624-95-3	
tert-Butyl Alcohol	ND	ug/L	100	1		05/23/25 12:04	75-65-0	
tert-Butyl Formate	ND	ug/L	50.0	1		05/23/25 12:04	762-75-4	
1,2-Dichloroethane	ND	ug/L	1.0	1		05/23/25 12:04	107-06-2	
Diisopropyl ether	ND	ug/L	1.0	1		05/23/25 12:04	108-20-3	
Ethanol	ND	ug/L	200	1		05/23/25 12:04	64-17-5	
Ethylbenzene	ND	ug/L	1.0	1		05/23/25 12:04	100-41-4	
Ethyl-tert-butyl ether	ND	ug/L	10.0	1		05/23/25 12:04	637-92-3	
Methyl-tert-butyl ether	ND	ug/L	1.0	1		05/23/25 12:04	1634-04-4	
Naphthalene	ND	ug/L	1.0	1		05/23/25 12:04	91-20-3	
Toluene	ND	ug/L	1.0	1		05/23/25 12:04	108-88-3	
Xylene (Total)	ND	ug/L	1.0	1		05/23/25 12:04	1330-20-7	
m&p-Xylene	ND	ug/L	2.0	1		05/23/25 12:04	179601-23-1	
o-Xylene	ND	ug/L	1.0	1		05/23/25 12:04	95-47-6	
Surrogates								
4-Bromofluorobenzene (S)	99	%	70-130	1		05/23/25 12:04	460-00-4	
1,2-Dichloroethane-d4 (S)	102	%	70-130	1		05/23/25 12:04	17060-07-0	
Toluene-d8 (S)	103	%	70-130	1		05/23/25 12:04	2037-26-5	

REPORT OF LABORATORY ANALYSIS

This report shall not be reproduced, except in full,
without the written consent of Pace Analytical Services, LLC.

Pace Analytical Services, LLC
9800 Kincey Ave. Suite 100
Huntersville, NC 28078
(704)875-9092

ANALYTICAL RESULTS

Project: UST UNKNOWN 14324
Pace Project No.: 92798105

Sample: SW-2 **Lab ID: 92798105043** Collected: 05/19/25 13:32 Received: 05/21/25 14:20 Matrix: Water

Parameters	Results	Units	Report Limit	DF	Prepared	Analyzed	CAS No.	Qual
8011 GCS EDB and DBCP	Analytical Method: EPA 8011 Preparation Method: EPA 8011 Pace Analytical Services - Charlotte							
1,2-Dibromoethane (EDB)	ND	ug/L	0.022	1	05/28/25 15:45	05/28/25 22:50	106-93-4	
Surrogates								
1-Chloro-2-bromopropane (S)	120	%	60-140	1	05/28/25 15:45	05/28/25 22:50	301-79-56	
8260 MSV Low Level SC	Analytical Method: EPA 8260D Pace Analytical Services - Charlotte							
tert-Amyl Alcohol	ND	ug/L	100	1		05/23/25 12:22	75-85-4	
tert-Amylmethyl ether	ND	ug/L	10.0	1		05/23/25 12:22	994-05-8	
Benzene	ND	ug/L	1.0	1		05/23/25 12:22	71-43-2	
3,3-Dimethyl-1-Butanol	ND	ug/L	100	1		05/23/25 12:22	624-95-3	
tert-Butyl Alcohol	ND	ug/L	100	1		05/23/25 12:22	75-65-0	
tert-Butyl Formate	ND	ug/L	50.0	1		05/23/25 12:22	762-75-4	
1,2-Dichloroethane	ND	ug/L	1.0	1		05/23/25 12:22	107-06-2	
Diisopropyl ether	ND	ug/L	1.0	1		05/23/25 12:22	108-20-3	
Ethanol	ND	ug/L	200	1		05/23/25 12:22	64-17-5	
Ethylbenzene	ND	ug/L	1.0	1		05/23/25 12:22	100-41-4	
Ethyl-tert-butyl ether	ND	ug/L	10.0	1		05/23/25 12:22	637-92-3	
Methyl-tert-butyl ether	ND	ug/L	1.0	1		05/23/25 12:22	1634-04-4	
Naphthalene	ND	ug/L	1.0	1		05/23/25 12:22	91-20-3	
Toluene	ND	ug/L	1.0	1		05/23/25 12:22	108-88-3	
Xylene (Total)	ND	ug/L	1.0	1		05/23/25 12:22	1330-20-7	
m&p-Xylene	ND	ug/L	2.0	1		05/23/25 12:22	179601-23-1	
o-Xylene	ND	ug/L	1.0	1		05/23/25 12:22	95-47-6	
Surrogates								
4-Bromofluorobenzene (S)	97	%	70-130	1		05/23/25 12:22	460-00-4	
1,2-Dichloroethane-d4 (S)	104	%	70-130	1		05/23/25 12:22	17060-07-0	
Toluene-d8 (S)	104	%	70-130	1		05/23/25 12:22	2037-26-5	

REPORT OF LABORATORY ANALYSIS

This report shall not be reproduced, except in full,
without the written consent of Pace Analytical Services, LLC.

Pace Analytical Services, LLC
9800 Kincey Ave. Suite 100
Huntersville, NC 28078
(704)875-9092

ANALYTICAL RESULTS

Project: UST UNKNOWN 14324
Pace Project No.: 92798105

Sample: SW-3 **Lab ID: 92798105044** Collected: 05/19/25 13:35 Received: 05/21/25 14:20 Matrix: Water

Parameters	Results	Units	Report Limit	DF	Prepared	Analyzed	CAS No.	Qual
8011 GCS EDB and DBCP	Analytical Method: EPA 8011 Preparation Method: EPA 8011 Pace Analytical Services - Charlotte							
1,2-Dibromoethane (EDB)	ND	ug/L	0.021	1	05/28/25 15:45	05/28/25 23:00	106-93-4	
Surrogates								
1-Chloro-2-bromopropane (S)	126	%	60-140	1	05/28/25 15:45	05/28/25 23:00	301-79-56	
8260 MSV Low Level SC	Analytical Method: EPA 8260D Pace Analytical Services - Charlotte							
tert-Amyl Alcohol	ND	ug/L	100	1		05/22/25 22:41	75-85-4	
tert-Amylmethyl ether	ND	ug/L	10.0	1		05/22/25 22:41	994-05-8	
Benzene	ND	ug/L	1.0	1		05/22/25 22:41	71-43-2	
3,3-Dimethyl-1-Butanol	ND	ug/L	100	1		05/22/25 22:41	624-95-3	
tert-Butyl Alcohol	ND	ug/L	100	1		05/22/25 22:41	75-65-0	
tert-Butyl Formate	ND	ug/L	50.0	1		05/22/25 22:41	762-75-4	
1,2-Dichloroethane	ND	ug/L	1.0	1		05/22/25 22:41	107-06-2	
Diisopropyl ether	ND	ug/L	1.0	1		05/22/25 22:41	108-20-3	
Ethanol	ND	ug/L	200	1		05/22/25 22:41	64-17-5	
Ethylbenzene	ND	ug/L	1.0	1		05/22/25 22:41	100-41-4	
Ethyl-tert-butyl ether	ND	ug/L	10.0	1		05/22/25 22:41	637-92-3	
Methyl-tert-butyl ether	ND	ug/L	1.0	1		05/22/25 22:41	1634-04-4	
Naphthalene	ND	ug/L	1.0	1		05/22/25 22:41	91-20-3	
Toluene	ND	ug/L	1.0	1		05/22/25 22:41	108-88-3	
Xylene (Total)	ND	ug/L	1.0	1		05/22/25 22:41	1330-20-7	
m&p-Xylene	ND	ug/L	2.0	1		05/22/25 22:41	179601-23-1	
o-Xylene	ND	ug/L	1.0	1		05/22/25 22:41	95-47-6	
Surrogates								
4-Bromofluorobenzene (S)	97	%	70-130	1		05/22/25 22:41	460-00-4	
1,2-Dichloroethane-d4 (S)	100	%	70-130	1		05/22/25 22:41	17060-07-0	
Toluene-d8 (S)	79	%	70-130	1		05/22/25 22:41	2037-26-5	

REPORT OF LABORATORY ANALYSIS

This report shall not be reproduced, except in full,
without the written consent of Pace Analytical Services, LLC.

Pace Analytical Services, LLC
9800 Kincey Ave. Suite 100
Huntersville, NC 28078
(704)875-9092

ANALYTICAL RESULTS

Project: UST UNKNOWN 14324
Pace Project No.: 92798105

Sample: SW-4 **Lab ID: 92798105045** Collected: 05/19/25 13:37 Received: 05/21/25 14:20 Matrix: Water

Parameters	Results	Units	Report Limit	DF	Prepared	Analyzed	CAS No.	Qual
8011 GCS EDB and DBCP	Analytical Method: EPA 8011 Preparation Method: EPA 8011 Pace Analytical Services - Charlotte							
1,2-Dibromoethane (EDB)	ND	ug/L	0.020	1	05/28/25 15:45	05/28/25 23:11	106-93-4	
Surrogates								
1-Chloro-2-bromopropane (S)	126	%	60-140	1	05/28/25 15:45	05/28/25 23:11	301-79-56	
8260 MSV Low Level SC	Analytical Method: EPA 8260D Pace Analytical Services - Charlotte							
tert-Amyl Alcohol	ND	ug/L	100	1		05/23/25 12:40	75-85-4	
tert-Amylmethyl ether	ND	ug/L	10.0	1		05/23/25 12:40	994-05-8	
Benzene	ND	ug/L	1.0	1		05/23/25 12:40	71-43-2	
3,3-Dimethyl-1-Butanol	ND	ug/L	100	1		05/23/25 12:40	624-95-3	
tert-Butyl Alcohol	ND	ug/L	100	1		05/23/25 12:40	75-65-0	
tert-Butyl Formate	ND	ug/L	50.0	1		05/23/25 12:40	762-75-4	
1,2-Dichloroethane	ND	ug/L	1.0	1		05/23/25 12:40	107-06-2	
Diisopropyl ether	ND	ug/L	1.0	1		05/23/25 12:40	108-20-3	
Ethanol	ND	ug/L	200	1		05/23/25 12:40	64-17-5	
Ethylbenzene	ND	ug/L	1.0	1		05/23/25 12:40	100-41-4	
Ethyl-tert-butyl ether	ND	ug/L	10.0	1		05/23/25 12:40	637-92-3	
Methyl-tert-butyl ether	ND	ug/L	1.0	1		05/23/25 12:40	1634-04-4	
Naphthalene	ND	ug/L	1.0	1		05/23/25 12:40	91-20-3	
Toluene	ND	ug/L	1.0	1		05/23/25 12:40	108-88-3	
Xylene (Total)	ND	ug/L	1.0	1		05/23/25 12:40	1330-20-7	
m&p-Xylene	ND	ug/L	2.0	1		05/23/25 12:40	179601-23-1	
o-Xylene	ND	ug/L	1.0	1		05/23/25 12:40	95-47-6	
Surrogates								
4-Bromofluorobenzene (S)	98	%	70-130	1		05/23/25 12:40	460-00-4	
1,2-Dichloroethane-d4 (S)	104	%	70-130	1		05/23/25 12:40	17060-07-0	
Toluene-d8 (S)	104	%	70-130	1		05/23/25 12:40	2037-26-5	

REPORT OF LABORATORY ANALYSIS

This report shall not be reproduced, except in full,
without the written consent of Pace Analytical Services, LLC.

Pace Analytical Services, LLC
9800 Kincey Ave. Suite 100
Huntersville, NC 28078
(704)875-9092

ANALYTICAL RESULTS

Project: UST UNKNOWN 14324
Pace Project No.: 92798105

Sample: DUP-1 **Lab ID: 92798105046** Collected: 05/19/25 00:01 Received: 05/21/25 14:20 Matrix: Water

Parameters	Results	Units	Report Limit	DF	Prepared	Analyzed	CAS No.	Qual
8011 GCS EDB and DBCP	Analytical Method: EPA 8011 Preparation Method: EPA 8011 Pace Analytical Services - Charlotte							
1,2-Dibromoethane (EDB)	**4.0**	ug/L	1.0	50	05/28/25 15:45	05/29/25 19:07	106-93-4	
Surrogates								
1-Chloro-2-bromopropane (S)	0	%	60-140	50	05/28/25 15:45	05/29/25 19:07	301-79-56	S4
8260 MSV	Analytical Method: EPA 8260D Pace Analytical Services - Charlotte							
tert-Amyl Alcohol	ND	ug/L	1250	12.5		05/23/25 23:20	75-85-4	M1
tert-Amylmethyl ether	ND	ug/L	125	12.5		05/23/25 23:20	994-05-8	M1
Benzene	**1570**	ug/L	62.5	12.5		05/23/25 23:20	71-43-2	M1
3,3-Dimethyl-1-Butanol	ND	ug/L	1250	12.5		05/23/25 23:20	624-95-3	
tert-Butyl Alcohol	ND	ug/L	1250	12.5		05/23/25 23:20	75-65-0	M1,v2
tert-Butyl Formate	ND	ug/L	625	12.5		05/23/25 23:20	762-75-4	
1,2-Dichloroethane	ND	ug/L	62.5	12.5		05/23/25 23:20	107-06-2	M1
Diisopropyl ether	ND	ug/L	62.5	12.5		05/23/25 23:20	108-20-3	M1
Ethanol	ND	ug/L	2500	12.5		05/23/25 23:20	64-17-5	M1
Ethylbenzene	**663**	ug/L	62.5	12.5		05/23/25 23:20	100-41-4	M1
Ethyl-tert-butyl ether	ND	ug/L	125	12.5		05/23/25 23:20	637-92-3	M1
Methyl-tert-butyl ether	ND	ug/L	62.5	12.5		05/23/25 23:20	1634-04-4	M1
Naphthalene	**231**	ug/L	62.5	12.5		05/23/25 23:20	91-20-3	M1
Toluene	**434**	ug/L	62.5	12.5		05/23/25 23:20	108-88-3	M1
Xylene (Total)	**2880**	ug/L	62.5	12.5		05/23/25 23:20	1330-20-7	MS
m&p-Xylene	**2130**	ug/L	125	12.5		05/23/25 23:20	179601-23-1	M1
o-Xylene	**755**	ug/L	62.5	12.5		05/23/25 23:20	95-47-6	M1
Surrogates								
4-Bromofluorobenzene (S)	96	%	70-130	12.5		05/23/25 23:20	460-00-4	
1,2-Dichloroethane-d4 (S)	93	%	70-130	12.5		05/23/25 23:20	17060-07-0	
Toluene-d8 (S)	96	%	70-130	12.5		05/23/25 23:20	2037-26-5	

REPORT OF LABORATORY ANALYSIS

This report shall not be reproduced, except in full,
without the written consent of Pace Analytical Services, LLC.

Pace Analytical Services, LLC
9800 Kincey Ave. Suite 100
Huntersville, NC 28078
(704)875-9092

ANALYTICAL RESULTS

Project: UST UNKNOWN 14324
Pace Project No.: 92798105

Sample: DUP-2 **Lab ID: 92798105047** Collected: 05/19/25 00:01 Received: 05/21/25 14:20 Matrix: Water

Parameters	Results	Units	Report Limit	DF	Prepared	Analyzed	CAS No.	Qual
8011 GCS EDB and DBCP	Analytical Method: EPA 8011 Preparation Method: EPA 8011 Pace Analytical Services - Charlotte							
1,2-Dibromoethane (EDB)	**27.0**	ug/L	2.1	100	05/28/25 15:45	05/29/25 19:18	106-93-4	
Surrogates								
1-Chloro-2-bromopropane (S)	0	%	60-140	100	05/28/25 15:45	05/29/25 19:18	301-79-56	S4
8260 MSV	Analytical Method: EPA 8260D Pace Analytical Services - Charlotte							
tert-Amyl Alcohol	ND	ug/L	10000	100		05/24/25 01:21	75-85-4	
tert-Amylmethyl ether	ND	ug/L	1000	100		05/24/25 01:21	994-05-8	
Benzene	**4770**	ug/L	500	100		05/24/25 01:21	71-43-2	
3,3-Dimethyl-1-Butanol	ND	ug/L	10000	100		05/24/25 01:21	624-95-3	
tert-Butyl Alcohol	ND	ug/L	10000	100		05/24/25 01:21	75-65-0	v2
tert-Butyl Formate	ND	ug/L	5000	100		05/24/25 01:21	762-75-4	
1,2-Dichloroethane	ND	ug/L	500	100		05/24/25 01:21	107-06-2	
Diisopropyl ether	ND	ug/L	500	100		05/24/25 01:21	108-20-3	
Ethanol	ND	ug/L	20000	100		05/24/25 01:21	64-17-5	
Ethylbenzene	**1110**	ug/L	500	100		05/24/25 01:21	100-41-4	
Ethyl-tert-butyl ether	ND	ug/L	1000	100		05/24/25 01:21	637-92-3	
Methyl-tert-butyl ether	ND	ug/L	500	100		05/24/25 01:21	1634-04-4	
Naphthalene	**335J**	ug/L	500	100		05/24/25 01:21	91-20-3	
Toluene	**10600**	ug/L	500	100		05/24/25 01:21	108-88-3	
Xylene (Total)	**5960**	ug/L	500	100		05/24/25 01:21	1330-20-7	
m&p-Xylene	**4260**	ug/L	1000	100		05/24/25 01:21	179601-23-1	
o-Xylene	**1690**	ug/L	500	100		05/24/25 01:21	95-47-6	
Surrogates								
4-Bromofluorobenzene (S)	98	%	70-130	100		05/24/25 01:21	460-00-4	
1,2-Dichloroethane-d4 (S)	92	%	70-130	100		05/24/25 01:21	17060-07-0	
Toluene-d8 (S)	96	%	70-130	100		05/24/25 01:21	2037-26-5	

REPORT OF LABORATORY ANALYSIS

This report shall not be reproduced, except in full,
without the written consent of Pace Analytical Services, LLC.

Pace Analytical Services, LLC
9800 Kincey Ave. Suite 100
Huntersville, NC 28078
(704)875-9092

ANALYTICAL RESULTS

Project: UST UNKNOWN 14324
Pace Project No.: 92798105

Sample: DUP-3 **Lab ID: 92798105048** Collected: 05/19/25 00:01 Received: 05/21/25 14:20 Matrix: Water

Parameters	Results	Units	Report Limit	DF	Prepared	Analyzed	CAS No.	Qual
8011 GCS EDB and DBCP	Analytical Method: EPA 8011 Preparation Method: EPA 8011 Pace Analytical Services - Charlotte							
1,2-Dibromoethane (EDB)	**34.2**	ug/L	1.0	50	05/28/25 15:45	05/29/25 19:29	106-93-4	
Surrogates								
1-Chloro-2-bromopropane (S)	0	%	60-140	50	05/28/25 15:45	05/29/25 19:29	301-79-56	S4
8260 MSV	Analytical Method: EPA 8260D Pace Analytical Services - Charlotte							
tert-Amyl Alcohol	ND	ug/L	5000	50		05/24/25 00:40	75-85-4	
tert-Amylmethyl ether	ND	ug/L	500	50		05/24/25 00:40	994-05-8	
Benzene	**3260**	ug/L	250	50		05/24/25 00:40	71-43-2	
3,3-Dimethyl-1-Butanol	ND	ug/L	5000	50		05/24/25 00:40	624-95-3	
tert-Butyl Alcohol	ND	ug/L	5000	50		05/24/25 00:40	75-65-0	v2
tert-Butyl Formate	ND	ug/L	2500	50		05/24/25 00:40	762-75-4	
1,2-Dichloroethane	ND	ug/L	250	50		05/24/25 00:40	107-06-2	
Diisopropyl ether	ND	ug/L	250	50		05/24/25 00:40	108-20-3	
Ethanol	ND	ug/L	10000	50		05/24/25 00:40	64-17-5	
Ethylbenzene	**578**	ug/L	250	50		05/24/25 00:40	100-41-4	
Ethyl-tert-butyl ether	ND	ug/L	500	50		05/24/25 00:40	637-92-3	
Methyl-tert-butyl ether	ND	ug/L	250	50		05/24/25 00:40	1634-04-4	
Naphthalene	**160J**	ug/L	250	50		05/24/25 00:40	91-20-3	
Toluene	**6800**	ug/L	250	50		05/24/25 00:40	108-88-3	
Xylene (Total)	**3140**	ug/L	250	50		05/24/25 00:40	1330-20-7	
m&p-Xylene	**2140**	ug/L	500	50		05/24/25 00:40	179601-23-1	
o-Xylene	**1000**	ug/L	250	50		05/24/25 00:40	95-47-6	
Surrogates								
4-Bromofluorobenzene (S)	98	%	70-130	50		05/24/25 00:40	460-00-4	
1,2-Dichloroethane-d4 (S)	90	%	70-130	50		05/24/25 00:40	17060-07-0	
Toluene-d8 (S)	96	%	70-130	50		05/24/25 00:40	2037-26-5	

REPORT OF LABORATORY ANALYSIS

This report shall not be reproduced, except in full,
without the written consent of Pace Analytical Services, LLC.

Pace Analytical Services, LLC
9800 Kincey Ave. Suite 100
Huntersville, NC 28078
(704)875-9092

ANALYTICAL RESULTS

Project: UST UNKNOWN 14324
Pace Project No.: 92798105

Sample: FB-1 **Lab ID: 92798105049** Collected: 05/19/25 14:50 Received: 05/21/25 14:20 Matrix: Water

Parameters	Results	Units	Report Limit	DF	Prepared	Analyzed	CAS No.	Qual
8011 GCS EDB and DBCP	Analytical Method: EPA 8011 Preparation Method: EPA 8011 Pace Analytical Services - Charlotte							
1,2-Dibromoethane (EDB)	ND	ug/L	0.020	1	05/28/25 15:45	05/28/25 23:54	106-93-4	
Surrogates								
1-Chloro-2-bromopropane (S)	136	%	60-140	1	05/28/25 15:45	05/28/25 23:54	301-79-56	
8260 MSV	Analytical Method: EPA 8260D Pace Analytical Services - Charlotte							
tert-Amyl Alcohol	ND	ug/L	100	1		05/23/25 00:58	75-85-4	
tert-Amylmethyl ether	ND	ug/L	10.0	1		05/23/25 00:58	994-05-8	
Benzene	ND	ug/L	5.0	1		05/23/25 00:58	71-43-2	
3,3-Dimethyl-1-Butanol	ND	ug/L	100	1		05/23/25 00:58	624-95-3	
tert-Butyl Alcohol	ND	ug/L	100	1		05/23/25 00:58	75-65-0	
tert-Butyl Formate	ND	ug/L	50.0	1		05/23/25 00:58	762-75-4	
1,2-Dichloroethane	ND	ug/L	5.0	1		05/23/25 00:58	107-06-2	
Diisopropyl ether	ND	ug/L	5.0	1		05/23/25 00:58	108-20-3	
Ethanol	ND	ug/L	200	1		05/23/25 00:58	64-17-5	
Ethylbenzene	ND	ug/L	5.0	1		05/23/25 00:58	100-41-4	
Ethyl-tert-butyl ether	ND	ug/L	10.0	1		05/23/25 00:58	637-92-3	
Methyl-tert-butyl ether	ND	ug/L	5.0	1		05/23/25 00:58	1634-04-4	
Naphthalene	ND	ug/L	5.0	1		05/23/25 00:58	91-20-3	
Toluene	ND	ug/L	5.0	1		05/23/25 00:58	108-88-3	
Xylene (Total)	ND	ug/L	5.0	1		05/23/25 00:58	1330-20-7	
m&p-Xylene	ND	ug/L	10.0	1		05/23/25 00:58	179601-23-1	
o-Xylene	ND	ug/L	5.0	1		05/23/25 00:58	95-47-6	
Surrogates								
4-Bromofluorobenzene (S)	100	%	70-130	1		05/23/25 00:58	460-00-4	
1,2-Dichloroethane-d4 (S)	104	%	70-130	1		05/23/25 00:58	17060-07-0	
Toluene-d8 (S)	105	%	70-130	1		05/23/25 00:58	2037-26-5	

REPORT OF LABORATORY ANALYSIS

This report shall not be reproduced, except in full,
without the written consent of Pace Analytical Services, LLC.

Pace Analytical Services, LLC
9800 Kincey Ave. Suite 100
Huntersville, NC 28078
(704)875-9092

ANALYTICAL RESULTS

Project: UST UNKNOWN 14324
Pace Project No.: 92798105

Sample: TB-1 **Lab ID: 92798105050** Collected: 05/19/25 08:00 Received: 05/21/25 14:20 Matrix: Water

Parameters	Results	Units	Report Limit	DF	Prepared	Analyzed	CAS No.	Qual
8260 MSV	Analytical Method: EPA 8260D Pace Analytical Services - Charlotte							
tert-Amyl Alcohol	ND	ug/L	100	1		05/23/25 01:16	75-85-4	
tert-Amylmethyl ether	ND	ug/L	10.0	1		05/23/25 01:16	994-05-8	
Benzene	ND	ug/L	5.0	1		05/23/25 01:16	71-43-2	
3,3-Dimethyl-1-Butanol	ND	ug/L	100	1		05/23/25 01:16	624-95-3	
tert-Butyl Alcohol	ND	ug/L	100	1		05/23/25 01:16	75-65-0	
tert-Butyl Formate	ND	ug/L	50.0	1		05/23/25 01:16	762-75-4	
1,2-Dichloroethane	ND	ug/L	5.0	1		05/23/25 01:16	107-06-2	
Diisopropyl ether	ND	ug/L	5.0	1		05/23/25 01:16	108-20-3	
Ethanol	ND	ug/L	200	1		05/23/25 01:16	64-17-5	
Ethylbenzene	ND	ug/L	5.0	1		05/23/25 01:16	100-41-4	
Ethyl-tert-butyl ether	ND	ug/L	10.0	1		05/23/25 01:16	637-92-3	
Methyl-tert-butyl ether	ND	ug/L	5.0	1		05/23/25 01:16	1634-04-4	
Naphthalene	ND	ug/L	5.0	1		05/23/25 01:16	91-20-3	
Toluene	ND	ug/L	5.0	1		05/23/25 01:16	108-88-3	
Xylene (Total)	ND	ug/L	5.0	1		05/23/25 01:16	1330-20-7	
m&p-Xylene	ND	ug/L	10.0	1		05/23/25 01:16	179601-23-1	
o-Xylene	ND	ug/L	5.0	1		05/23/25 01:16	95-47-6	
Surrogates								
4-Bromofluorobenzene (S)	99	%	70-130	1		05/23/25 01:16	460-00-4	
1,2-Dichloroethane-d4 (S)	103	%	70-130	1		05/23/25 01:16	17060-07-0	
Toluene-d8 (S)	102	%	70-130	1		05/23/25 01:16	2037-26-5	

REPORT OF LABORATORY ANALYSIS

This report shall not be reproduced, except in full,
without the written consent of Pace Analytical Services, LLC.

Pace Analytical Services, LLC
9800 Kincey Ave. Suite 100
Huntersville, NC 28078
(704)875-9092

ANALYTICAL RESULTS

Project: UST UNKNOWN 14324
Pace Project No.: 92798105

Sample: TB-2 **Lab ID: 92798105051** Collected: 05/19/25 08:00 Received: 05/21/25 14:20 Matrix: Water

Parameters	Results	Units	Report Limit	DF	Prepared	Analyzed	CAS No.	Qual
8260 MSV	Analytical Method: EPA 8260D Pace Analytical Services - Charlotte							
tert-Amyl Alcohol	ND	ug/L	100	1		05/23/25 01:35	75-85-4	
tert-Amylmethyl ether	ND	ug/L	10.0	1		05/23/25 01:35	994-05-8	
Benzene	ND	ug/L	5.0	1		05/23/25 01:35	71-43-2	
3,3-Dimethyl-1-Butanol	ND	ug/L	100	1		05/23/25 01:35	624-95-3	
tert-Butyl Alcohol	ND	ug/L	100	1		05/23/25 01:35	75-65-0	
tert-Butyl Formate	ND	ug/L	50.0	1		05/23/25 01:35	762-75-4	
1,2-Dichloroethane	ND	ug/L	5.0	1		05/23/25 01:35	107-06-2	
Diisopropyl ether	ND	ug/L	5.0	1		05/23/25 01:35	108-20-3	
Ethanol	ND	ug/L	200	1		05/23/25 01:35	64-17-5	
Ethylbenzene	ND	ug/L	5.0	1		05/23/25 01:35	100-41-4	
Ethyl-tert-butyl ether	ND	ug/L	10.0	1		05/23/25 01:35	637-92-3	
Methyl-tert-butyl ether	ND	ug/L	5.0	1		05/23/25 01:35	1634-04-4	
Naphthalene	ND	ug/L	5.0	1		05/23/25 01:35	91-20-3	
Toluene	ND	ug/L	5.0	1		05/23/25 01:35	108-88-3	
Xylene (Total)	ND	ug/L	5.0	1		05/23/25 01:35	1330-20-7	
m&p-Xylene	ND	ug/L	10.0	1		05/23/25 01:35	179601-23-1	
o-Xylene	ND	ug/L	5.0	1		05/23/25 01:35	95-47-6	
Surrogates								
4-Bromofluorobenzene (S)	99	%	70-130	1		05/23/25 01:35	460-00-4	
1,2-Dichloroethane-d4 (S)	104	%	70-130	1		05/23/25 01:35	17060-07-0	
Toluene-d8 (S)	104	%	70-130	1		05/23/25 01:35	2037-26-5	

REPORT OF LABORATORY ANALYSIS

This report shall not be reproduced, except in full,
without the written consent of Pace Analytical Services, LLC.

Pace Analytical Services, LLC
9800 Kincey Ave. Suite 100
Huntersville, NC 28078
(704)875-9092

ANALYTICAL RESULTS

Project: UST UNKNOWN 14324
Pace Project No.: 92798105

Sample: MW-13 **Lab ID: 92798105052** Collected: 05/19/25 12:21 Received: 05/21/25 19:28 Matrix: Water

Parameters	Results	Units	Report Limit	DF	Prepared	Analyzed	CAS No.	Qual
8011 GCS EDB and DBCP	Analytical Method: EPA 8011 Preparation Method: EPA 8011 Pace Analytical Services - Charlotte							
1,2-Dibromoethane (EDB)	**38.1**	ug/L	2.1	100	05/29/25 08:12	05/30/25 11:38	106-93-4	
Surrogates								
1-Chloro-2-bromopropane (S)	0	%	60-140	100	05/29/25 08:12	05/30/25 11:38	301-79-56	S4
8260 MSV	Analytical Method: EPA 8260D Pace Analytical Services - Charlotte							
tert-Amyl Alcohol	ND	ug/L	10000	100		05/29/25 20:23	75-85-4	
tert-Amylmethyl ether	ND	ug/L	1000	100		05/29/25 20:23	994-05-8	
Benzene	**4930**	ug/L	500	100		05/29/25 20:23	71-43-2	
3,3-Dimethyl-1-Butanol	ND	ug/L	10000	100		05/29/25 20:23	624-95-3	
tert-Butyl Alcohol	ND	ug/L	10000	100		05/29/25 20:23	75-65-0	
tert-Butyl Formate	ND	ug/L	5000	100		05/29/25 20:23	762-75-4	
1,2-Dichloroethane	ND	ug/L	500	100		05/29/25 20:23	107-06-2	
Diisopropyl ether	ND	ug/L	500	100		05/29/25 20:23	108-20-3	
Ethanol	ND	ug/L	20000	100		05/29/25 20:23	64-17-5	
Ethylbenzene	**1040**	ug/L	500	100		05/29/25 20:23	100-41-4	
Ethyl-tert-butyl ether	ND	ug/L	1000	100		05/29/25 20:23	637-92-3	
Methyl-tert-butyl ether	ND	ug/L	500	100		05/29/25 20:23	1634-04-4	
Naphthalene	**383J**	ug/L	500	100		05/29/25 20:23	91-20-3	
Toluene	**11000**	ug/L	500	100		05/29/25 20:23	108-88-3	
Xylene (Total)	**5740**	ug/L	500	100		05/29/25 20:23	1330-20-7	
m&p-Xylene	**4120**	ug/L	1000	100		05/29/25 20:23	179601-23-1	
o-Xylene	**1610**	ug/L	500	100		05/29/25 20:23	95-47-6	
Surrogates								
4-Bromofluorobenzene (S)	101	%	70-130	100		05/29/25 20:23	460-00-4	
1,2-Dichloroethane-d4 (S)	98	%	70-130	100		05/29/25 20:23	17060-07-0	
Toluene-d8 (S)	102	%	70-130	100		05/29/25 20:23	2037-26-5	

REPORT OF LABORATORY ANALYSIS

This report shall not be reproduced, except in full,
without the written consent of Pace Analytical Services, LLC.

Pace Analytical Services, LLC
9800 Kincey Ave. Suite 100
Huntersville, NC 28078
(704)875-9092

ANALYTICAL RESULTS

Project: UST UNKNOWN 14324
Pace Project No.: 92798105

Sample: GAC **Lab ID: 92798105053** Collected: 05/19/25 14:52 Received: 05/21/25 14:20 Matrix: Water

Parameters	Results	Units	Report Limit	DF	Prepared	Analyzed	CAS No.	Qual
8011 GCS EDB and DBCP	Analytical Method: EPA 8011 Preparation Method: EPA 8011 Pace Analytical Services - Charlotte							
1,2-Dibromoethane (EDB)	ND	ug/L	0.020	1	05/29/25 08:12	05/30/25 05:43	106-93-4	
Surrogates								
1-Chloro-2-bromopropane (S)	88	%	60-140	1	05/29/25 08:12	05/30/25 05:43	301-79-56	
8260 MSV	Analytical Method: EPA 8260D Pace Analytical Services - Charlotte							
tert-Amyl Alcohol	ND	ug/L	100	1		05/23/25 19:53	75-85-4	
tert-Amylmethyl ether	ND	ug/L	10.0	1		05/23/25 19:53	994-05-8	
Benzene	ND	ug/L	5.0	1		05/23/25 19:53	71-43-2	
3,3-Dimethyl-1-Butanol	ND	ug/L	100	1		05/23/25 19:53	624-95-3	
tert-Butyl Alcohol	ND	ug/L	100	1		05/23/25 19:53	75-65-0	v3
tert-Butyl Formate	ND	ug/L	50.0	1		05/23/25 19:53	762-75-4	
1,2-Dichloroethane	ND	ug/L	5.0	1		05/23/25 19:53	107-06-2	
Diisopropyl ether	ND	ug/L	5.0	1		05/23/25 19:53	108-20-3	
Ethanol	ND	ug/L	200	1		05/23/25 19:53	64-17-5	
Ethylbenzene	ND	ug/L	5.0	1		05/23/25 19:53	100-41-4	
Ethyl-tert-butyl ether	ND	ug/L	10.0	1		05/23/25 19:53	637-92-3	
Methyl-tert-butyl ether	ND	ug/L	5.0	1		05/23/25 19:53	1634-04-4	
Naphthalene	ND	ug/L	5.0	1		05/23/25 19:53	91-20-3	
Toluene	ND	ug/L	5.0	1		05/23/25 19:53	108-88-3	
Xylene (Total)	ND	ug/L	5.0	1		05/23/25 19:53	1330-20-7	
m&p-Xylene	ND	ug/L	10.0	1		05/23/25 19:53	179601-23-1	
o-Xylene	ND	ug/L	5.0	1		05/23/25 19:53	95-47-6	
Surrogates								
4-Bromofluorobenzene (S)	95	%	70-130	1		05/23/25 19:53	460-00-4	
1,2-Dichloroethane-d4 (S)	98	%	70-130	1		05/23/25 19:53	17060-07-0	
Toluene-d8 (S)	102	%	70-130	1		05/23/25 19:53	2037-26-5	

REPORT OF LABORATORY ANALYSIS

This report shall not be reproduced, except in full,
without the written consent of Pace Analytical Services, LLC.

Pace Analytical Services, LLC
9800 Kincey Ave. Suite 100
Huntersville, NC 28078
(704)875-9092

QUALITY CONTROL DATA

Project: UST UNKNOWN 14324
Pace Project No.: 92798105

QC Batch: 937233
QC Batch Method: EPA 8260D
Analysis Method: EPA 8260D
Analysis Description: 8260 MSV Low Level SC
Laboratory: Pace Analytical Services - Charlotte

Associated Lab Samples: 92798105044

METHOD BLANK: 4816638 Matrix: Water
Associated Lab Samples: 92798105044

Parameter	Units	Blank Result	Reporting Limit	Analyzed	Qualifiers
1,2-Dichloroethane	ug/L	ND	1.0	05/22/25 17:54	
3,3-Dimethyl-1-Butanol	ug/L	ND	100	05/22/25 17:54	
Benzene	ug/L	ND	1.0	05/22/25 17:54	
Diisopropyl ether	ug/L	ND	1.0	05/22/25 17:54	
Ethanol	ug/L	ND	200	05/22/25 17:54	
Ethyl-tert-butyl ether	ug/L	ND	10.0	05/22/25 17:54	
Ethylbenzene	ug/L	ND	1.0	05/22/25 17:54	
m&p-Xylene	ug/L	ND	2.0	05/22/25 17:54	
Methyl-tert-butyl ether	ug/L	ND	1.0	05/22/25 17:54	
Naphthalene	ug/L	ND	1.0	05/22/25 17:54	
o-Xylene	ug/L	ND	1.0	05/22/25 17:54	
tert-Amyl Alcohol	ug/L	ND	100	05/22/25 17:54	
tert-Amylmethyl ether	ug/L	ND	10.0	05/22/25 17:54	
tert-Butyl Alcohol	ug/L	ND	100	05/22/25 17:54	
tert-Butyl Formate	ug/L	ND	50.0	05/22/25 17:54	
Toluene	ug/L	ND	1.0	05/22/25 17:54	
Xylene (Total)	ug/L	ND	1.0	05/22/25 17:54	
1,2-Dichloroethane-d4 (S)	%	95	70-130	05/22/25 17:54	
4-Bromofluorobenzene (S)	%	99	70-130	05/22/25 17:54	
Toluene-d8 (S)	%	100	70-130	05/22/25 17:54	

LABORATORY CONTROL SAMPLE: 4816639

Parameter	Units	Spike Conc.	LCS Result	LCS % Rec	% Rec Limits	Qualifiers
1,2-Dichloroethane	ug/L	20	20.0	100	70-130	
3,3-Dimethyl-1-Butanol	ug/L	400	410	103	70-130	
Benzene	ug/L	20	22.2	111	70-130	
Diisopropyl ether	ug/L	20	21.3	106	70-130	
Ethanol	ug/L	800	828	103	70-130	
Ethyl-tert-butyl ether	ug/L	40	43.2	108	70-130	
Ethylbenzene	ug/L	20	20.8	104	70-130	
m&p-Xylene	ug/L	40	42.3	106	70-130	
Methyl-tert-butyl ether	ug/L	20	20.6	103	70-130	
Naphthalene	ug/L	20	22.4	112	70-130	
o-Xylene	ug/L	20	22.5	113	70-130	
tert-Amyl Alcohol	ug/L	400	409	102	70-130	
tert-Amylmethyl ether	ug/L	40	40.1	100	70-130	
tert-Butyl Alcohol	ug/L	200	194	97	70-130	
tert-Butyl Formate	ug/L	160	176	110	70-130	

Results presented on this page are in the units indicated by the "Units" column except where an alternate unit is presented to the right of the result.

REPORT OF LABORATORY ANALYSIS

This report shall not be reproduced, except in full,
without the written consent of Pace Analytical Services, LLC.

Pace Analytical Services, LLC
9800 Kincey Ave. Suite 100
Huntersville, NC 28078
(704)875-9092

QUALITY CONTROL DATA

Project: UST UNKNOWN 14324
Pace Project No.: 92798105

LABORATORY CONTROL SAMPLE: 4816639

Parameter	Units	Spike Conc.	LCS Result	LCS % Rec	% Rec Limits	Qualifiers
Toluene	ug/L	20	20.7	103	70-130	
Xylene (Total)	ug/L	60	64.8	108	70-130	
1,2-Dichloroethane-d4 (S)	%			98	70-130	
4-Bromofluorobenzene (S)	%			99	70-130	
Toluene-d8 (S)	%			100	70-130	

MATRIX SPIKE & MATRIX SPIKE DUPLICATE: 4816640 4816641

Parameter	Units	92797886018 Result	MS Spike Conc.	MSD Spike Conc.	MS Result	MSD Result	MS % Rec	MSD % Rec	% Rec Limits	RPD	Qual
1,2-Dichloroethane	ug/L	ND	20	20	20.2	17.4	101	87	70-137	15	
3,3-Dimethyl-1-Butanol	ug/L	ND	400	400	412	384	103	96	39-157	7	
Benzene	ug/L	ND	20	20	21.7	19.2	108	96	70-151	12	
Diisopropyl ether	ug/L	ND	20	20	23.1	19.5	115	98	63-144	17	
Ethanol	ug/L	ND	800	800	829	793	104	99	39-176	4	
Ethyl-tert-butyl ether	ug/L	ND	40	40	44.1	37.3	110	93	66-137	17	v3
Ethylbenzene	ug/L	ND	20	20	21.7	19.6	109	98	66-153	10	
m&p-Xylene	ug/L	ND	40	40	43.7	39.0	109	97	69-152	11	
Methyl-tert-butyl ether	ug/L	ND	20	20	20.2	17.4	101	87	54-156	15	v3
Naphthalene	ug/L	ND	20	20	24.0	20.9	120	105	61-148	14	
o-Xylene	ug/L	ND	20	20	22.2	19.8	111	99	70-148	11	
tert-Amyl Alcohol	ug/L	ND	400	400	398	380	99	95	54-153	5	
tert-Amylmethyl ether	ug/L	ND	40	40	37.9	33.0	95	83	69-139	14	
tert-Butyl Alcohol	ug/L	ND	200	200	197	178	99	89	43-188	10	v3
tert-Butyl Formate	ug/L	ND	160	160	168	138	105	86	10-170	19	
Toluene	ug/L	ND	20	20	20.9	17.8	104	89	59-148	16	
Xylene (Total)	ug/L	ND	60	60	65.9	58.7	110	98	63-158	11	
1,2-Dichloroethane-d4 (S)	%						105	106	70-130		
4-Bromofluorobenzene (S)	%						97	98	70-130		
Toluene-d8 (S)	%						99	97	70-130		

Results presented on this page are in the units indicated by the "Units" column except where an alternate unit is presented to the right of the result.

REPORT OF LABORATORY ANALYSIS

This report shall not be reproduced, except in full,
without the written consent of Pace Analytical Services, LLC.

Pace Analytical Services, LLC
9800 Kincey Ave. Suite 100
Huntersville, NC 28078
(704)875-9092

QUALITY CONTROL DATA

Project: UST UNKNOWN 14324
Pace Project No.: 92798105

QC Batch: 937445
QC Batch Method: EPA 8260D
Analysis Method: EPA 8260D
Analysis Description: 8260 MSV Low Level SC
Laboratory: Pace Analytical Services - Charlotte
Associated Lab Samples: 92798105042, 92798105043, 92798105045

METHOD BLANK: 4817835 Matrix: Water
Associated Lab Samples: 92798105042, 92798105043, 92798105045

Parameter	Units	Blank Result	Reporting Limit	Analyzed	Qualifiers
1,2-Dichloroethane	ug/L	ND	1.0	05/23/25 06:55	
3,3-Dimethyl-1-Butanol	ug/L	ND	100	05/23/25 06:55	
Benzene	ug/L	ND	1.0	05/23/25 06:55	
Diisopropyl ether	ug/L	ND	1.0	05/23/25 06:55	
Ethanol	ug/L	ND	200	05/23/25 06:55	
Ethyl-tert-butyl ether	ug/L	ND	10.0	05/23/25 06:55	
Ethylbenzene	ug/L	ND	1.0	05/23/25 06:55	
m&p-Xylene	ug/L	ND	2.0	05/23/25 06:55	
Methyl-tert-butyl ether	ug/L	ND	1.0	05/23/25 06:55	
Naphthalene	ug/L	ND	1.0	05/23/25 06:55	
o-Xylene	ug/L	ND	1.0	05/23/25 06:55	
tert-Amyl Alcohol	ug/L	ND	100	05/23/25 06:55	
tert-Amylmethyl ether	ug/L	ND	10.0	05/23/25 06:55	
tert-Butyl Alcohol	ug/L	ND	100	05/23/25 06:55	
tert-Butyl Formate	ug/L	ND	50.0	05/23/25 06:55	
Toluene	ug/L	ND	1.0	05/23/25 06:55	
Xylene (Total)	ug/L	ND	1.0	05/23/25 06:55	
1,2-Dichloroethane-d4 (S)	%	102	70-130	05/23/25 06:55	
4-Bromofluorobenzene (S)	%	100	70-130	05/23/25 06:55	
Toluene-d8 (S)	%	105	70-130	05/23/25 06:55	

LABORATORY CONTROL SAMPLE: 4817836

Parameter	Units	Spike Conc.	LCS Result	LCS % Rec	% Rec Limits	Qualifiers
1,2-Dichloroethane	ug/L	20	20.9	105	70-130	
3,3-Dimethyl-1-Butanol	ug/L	400	365	91	70-130	
Benzene	ug/L	20	20.6	103	70-130	
Diisopropyl ether	ug/L	20	20.5	103	70-130	
Ethanol	ug/L	800	806	101	70-130	
Ethyl-tert-butyl ether	ug/L	40	40.1	100	70-130	
Ethylbenzene	ug/L	20	19.3	96	70-130	
m&p-Xylene	ug/L	40	39.0	97	70-130	
Methyl-tert-butyl ether	ug/L	20	20.1	101	70-130	
Naphthalene	ug/L	20	20.8	104	70-130	
o-Xylene	ug/L	20	19.5	97	70-130	
tert-Amyl Alcohol	ug/L	400	384	96	70-130	
tert-Amylmethyl ether	ug/L	40	37.0	93	70-130	
tert-Butyl Alcohol	ug/L	200	193	97	70-130	
tert-Butyl Formate	ug/L	160	154	96	70-130	

Results presented on this page are in the units indicated by the "Units" column except where an alternate unit is presented to the right of the result.

REPORT OF LABORATORY ANALYSIS

This report shall not be reproduced, except in full,
without the written consent of Pace Analytical Services, LLC.

Pace Analytical Services, LLC
9800 Kincey Ave. Suite 100
Huntersville, NC 28078
(704)875-9092

QUALITY CONTROL DATA

Project: UST UNKNOWN 14324
Pace Project No.: 92798105

LABORATORY CONTROL SAMPLE: 4817836

Parameter	Units	Spike Conc.	LCS Result	LCS % Rec	% Rec Limits	Qualifiers
Toluene	ug/L	20	19.2	96	70-130	
Xylene (Total)	ug/L	60	58.4	97	70-130	
1,2-Dichloroethane-d4 (S)	%			105	70-130	
4-Bromofluorobenzene (S)	%			100	70-130	
Toluene-d8 (S)	%			101	70-130	

MATRIX SPIKE & MATRIX SPIKE DUPLICATE: 4817837 4817838

Parameter	Units	92798112015 Result	MS Spike Conc.	MSD Spike Conc.	MS Result	MSD Result	MS % Rec	MSD % Rec	% Rec Limits	RPD	Qual
1,2-Dichloroethane	ug/L	ND	20	20	21.7	18.9	108	94	70-137	14	
3,3-Dimethyl-1-Butanol	ug/L	ND	400	400	368	288	92	72	39-157	24	
Benzene	ug/L	ND	20	20	22.3	18.7	111	94	70-151	17	
Diisopropyl ether	ug/L	ND	20	20	21.8	18.6	109	93	63-144	16	
Ethanol	ug/L	ND	800	800	853	701	107	88	39-176	20	
Ethyl-tert-butyl ether	ug/L	ND	40	40	41.4	35.1	104	88	66-137	16	
Ethylbenzene	ug/L	ND	20	20	20.2	17.4	101	87	66-153	15	
m&p-Xylene	ug/L	ND	40	40	40.9	35.3	102	88	69-152	15	
Methyl-tert-butyl ether	ug/L	ND	20	20	20.6	17.7	103	89	54-156	15	
Naphthalene	ug/L	ND	20	20	21.9	17.8	109	89	61-148	21	
o-Xylene	ug/L	ND	20	20	19.9	17.2	100	86	70-148	14	
tert-Amyl Alcohol	ug/L	ND	400	400	396	303	99	76	54-153	27	
tert-Amylmethyl ether	ug/L	ND	40	40	39.1	32.0	98	80	69-139	20	
tert-Butyl Alcohol	ug/L	ND	200	200	200	175	100	88	43-188	13	
tert-Butyl Formate	ug/L	ND	160	160	150	111	94	69	10-170	30	
Toluene	ug/L	ND	20	20	20.3	17.2	101	86	59-148	16	
Xylene (Total)	ug/L	ND	60	60	60.8	52.6	101	88	63-158	15	
1,2-Dichloroethane-d4 (S)	%						108	107	70-130		
4-Bromofluorobenzene (S)	%						101	102	70-130		
Toluene-d8 (S)	%						102	99	70-130		

Results presented on this page are in the units indicated by the "Units" column except where an alternate unit is presented to the right of the result.

REPORT OF LABORATORY ANALYSIS

This report shall not be reproduced, except in full,
without the written consent of Pace Analytical Services, LLC.

Pace Analytical Services, LLC
9800 Kincey Ave. Suite 100
Huntersville, NC 28078
(704)875-9092

QUALITY CONTROL DATA

Project: UST UNKNOWN 14324
Pace Project No.: 92798105

QC Batch: 937250
QC Batch Method: EPA 8260D
Analysis Method: EPA 8260D
Analysis Description: 8260 MSV SC
Laboratory: Pace Analytical Services - Charlotte
Associated Lab Samples: 92798105027, 92798105028, 92798105029, 92798105030, 92798105031, 92798105032

METHOD BLANK: 4816759 Matrix: Water
Associated Lab Samples: 92798105027, 92798105028, 92798105029, 92798105030, 92798105031, 92798105032

Parameter	Units	Blank Result	Reporting Limit	Analyzed	Qualifiers
1,2-Dichloroethane	ug/L	ND	5.0	05/23/25 00:29	
3,3-Dimethyl-1-Butanol	ug/L	ND	100	05/23/25 00:29	
Benzene	ug/L	ND	5.0	05/23/25 00:29	
Diisopropyl ether	ug/L	ND	5.0	05/23/25 00:29	
Ethanol	ug/L	ND	200	05/23/25 00:29	
Ethyl-tert-butyl ether	ug/L	ND	10.0	05/23/25 00:29	
Ethylbenzene	ug/L	ND	5.0	05/23/25 00:29	
m&p-Xylene	ug/L	ND	10.0	05/23/25 00:29	
Methyl-tert-butyl ether	ug/L	ND	5.0	05/23/25 00:29	
Naphthalene	ug/L	ND	5.0	05/23/25 00:29	
o-Xylene	ug/L	ND	5.0	05/23/25 00:29	
tert-Amyl Alcohol	ug/L	ND	100	05/23/25 00:29	
tert-Amylmethyl ether	ug/L	ND	10.0	05/23/25 00:29	
tert-Butyl Alcohol	ug/L	ND	100	05/23/25 00:29	
tert-Butyl Formate	ug/L	ND	50.0	05/23/25 00:29	
Toluene	ug/L	ND	5.0	05/23/25 00:29	
Xylene (Total)	ug/L	ND	5.0	05/23/25 00:29	
1,2-Dichloroethane-d4 (S)	%	99	70-130	05/23/25 00:29	
4-Bromofluorobenzene (S)	%	99	70-130	05/23/25 00:29	
Toluene-d8 (S)	%	97	70-130	05/23/25 00:29	

LABORATORY CONTROL SAMPLE: 4816760

Parameter	Units	Spike Conc.	LCS Result	LCS % Rec	% Rec Limits	Qualifiers
1,2-Dichloroethane	ug/L	20	19.2	96	70-130	
3,3-Dimethyl-1-Butanol	ug/L	400	386	96	70-130	
Benzene	ug/L	20	20.3	101	70-130	
Diisopropyl ether	ug/L	20	19.3	96	70-130	
Ethanol	ug/L	800	797	100	70-130	
Ethyl-tert-butyl ether	ug/L	40	37.6	94	70-130	
Ethylbenzene	ug/L	20	19.7	98	70-130	
m&p-Xylene	ug/L	40	39.7	99	70-130	
Methyl-tert-butyl ether	ug/L	20	18.9	94	70-130	
Naphthalene	ug/L	20	20.7	103	70-130	
o-Xylene	ug/L	20	20.2	101	70-130	
tert-Amyl Alcohol	ug/L	400	396	99	70-130	
tert-Amylmethyl ether	ug/L	40	37.5	94	70-130	
tert-Butyl Alcohol	ug/L	200	163	82	70-130	
tert-Butyl Formate	ug/L	160	153	96	70-130	

Results presented on this page are in the units indicated by the "Units" column except where an alternate unit is presented to the right of the result.

REPORT OF LABORATORY ANALYSIS

This report shall not be reproduced, except in full,
without the written consent of Pace Analytical Services, LLC.

Pace Analytical Services, LLC
9800 Kincey Ave. Suite 100
Huntersville, NC 28078
(704)875-9092

QUALITY CONTROL DATA

Project: UST UNKNOWN 14324
Pace Project No.: 92798105

LABORATORY CONTROL SAMPLE: 4816760

Parameter	Units	Spike Conc.	LCS Result	LCS % Rec	% Rec Limits	Qualifiers
Toluene	ug/L	20	18.8	94	70-130	
Xylene (Total)	ug/L	60	59.9	100	70-130	
1,2-Dichloroethane-d4 (S)	%			100	70-130	
4-Bromofluorobenzene (S)	%			98	70-130	
Toluene-d8 (S)	%			95	70-130	

MATRIX SPIKE SAMPLE: 4816761

Parameter	Units	92798105027 Result	Spike Conc.	MS Result	MS % Rec	% Rec Limits	Qualifiers
1,2-Dichloroethane	ug/L	ND	20	19.0	95	70-137	
3,3-Dimethyl-1-Butanol	ug/L	ND	400	374	94	39-157	
Benzene	ug/L	ND	20	20.9	104	70-151	
Diisopropyl ether	ug/L	ND	20	19.2	96	63-144	
Ethanol	ug/L	ND	800	696	87	39-176	
Ethyl-tert-butyl ether	ug/L	ND	40	37.1	93	66-137	
Ethylbenzene	ug/L	ND	20	20.5	102	66-153	
m&p-Xylene	ug/L	ND	40	40.9	102	69-152	
Methyl-tert-butyl ether	ug/L	ND	20	18.6	93	54-156	
Naphthalene	ug/L	ND	20	21.9	109	61-148	
o-Xylene	ug/L	ND	20	20.6	103	70-148	
tert-Amyl Alcohol	ug/L	ND	400	375	94	54-153	
tert-Amylmethyl ether	ug/L	ND	40	36.2	90	69-139	
tert-Butyl Alcohol	ug/L	ND	200	167	83	43-188	v3
tert-Butyl Formate	ug/L	ND	160	114	71	10-170	
Toluene	ug/L	ND	20	19.2	96	59-148	
Xylene (Total)	ug/L	ND	60	61.5	102	63-158	
1,2-Dichloroethane-d4 (S)	%				96	70-130	
4-Bromofluorobenzene (S)	%				98	70-130	
Toluene-d8 (S)	%				95	70-130	

SAMPLE DUPLICATE: 4816762

Parameter	Units	92798105028 Result	Dup Result	RPD	Qualifiers
1,2-Dichloroethane	ug/L	ND	ND		
3,3-Dimethyl-1-Butanol	ug/L	ND	ND		
Benzene	ug/L	ND	ND		
Diisopropyl ether	ug/L	ND	ND		
Ethanol	ug/L	ND	ND		
Ethyl-tert-butyl ether	ug/L	ND	ND		
Ethylbenzene	ug/L	ND	ND		
m&p-Xylene	ug/L	ND	ND		
Methyl-tert-butyl ether	ug/L	ND	ND		
Naphthalene	ug/L	ND	ND		
o-Xylene	ug/L	ND	ND		

Results presented on this page are in the units indicated by the "Units" column except where an alternate unit is presented to the right of the result.

REPORT OF LABORATORY ANALYSIS

This report shall not be reproduced, except in full,
without the written consent of Pace Analytical Services, LLC.

Pace Analytical Services, LLC
9800 Kincey Ave. Suite 100
Huntersville, NC 28078
(704)875-9092

QUALITY CONTROL DATA

Project: UST UNKNOWN 14324
Pace Project No.: 92798105

SAMPLE DUPLICATE: 4816762

Parameter	Units	92798105028 Result	Dup Result	RPD	Qualifiers
tert-Amyl Alcohol	ug/L	ND	ND		
tert-Amylmethyl ether	ug/L	ND	ND		
tert-Butyl Alcohol	ug/L	ND	ND		v2
tert-Butyl Formate	ug/L	ND	ND		
Toluene	ug/L	ND	ND		
Xylene (Total)	ug/L	ND	ND		
1,2-Dichloroethane-d4 (S)	%	100	100		
4-Bromofluorobenzene (S)	%	100	98		
Toluene-d8 (S)	%	97	96		

Results presented on this page are in the units indicated by the "Units" column except where an alternate unit is presented to the right of the result.

REPORT OF LABORATORY ANALYSIS

This report shall not be reproduced, except in full,
without the written consent of Pace Analytical Services, LLC.

Pace Analytical Services, LLC
9800 Kincey Ave. Suite 100
Huntersville, NC 28078
(704)875-9092

QUALITY CONTROL DATA

Project: UST UNKNOWN 14324
Pace Project No.: 92798105

QC Batch: 937253
QC Batch Method: EPA 8260D
Analysis Method: EPA 8260D
Analysis Description: 8260 MSV SC
Laboratory: Pace Analytical Services - Charlotte
Associated Lab Samples: 92798105004, 92798105006, 92798105016, 92798105020, 92798105035

METHOD BLANK: 4816772 Matrix: Water
Associated Lab Samples: 92798105004, 92798105006, 92798105016, 92798105020, 92798105035

Parameter	Units	Blank Result	Reporting Limit	Analyzed	Qualifiers
1,2-Dichloroethane	ug/L	ND	5.0	05/22/25 21:07	
3,3-Dimethyl-1-Butanol	ug/L	ND	100	05/22/25 21:07	
Benzene	ug/L	ND	5.0	05/22/25 21:07	
Diisopropyl ether	ug/L	ND	5.0	05/22/25 21:07	
Ethanol	ug/L	ND	200	05/22/25 21:07	
Ethyl-tert-butyl ether	ug/L	ND	10.0	05/22/25 21:07	
Ethylbenzene	ug/L	ND	5.0	05/22/25 21:07	
m&p-Xylene	ug/L	ND	10.0	05/22/25 21:07	
Methyl-tert-butyl ether	ug/L	ND	5.0	05/22/25 21:07	
Naphthalene	ug/L	ND	5.0	05/22/25 21:07	
o-Xylene	ug/L	ND	5.0	05/22/25 21:07	
tert-Amyl Alcohol	ug/L	ND	100	05/22/25 21:07	
tert-Amylmethyl ether	ug/L	ND	10.0	05/22/25 21:07	
tert-Butyl Alcohol	ug/L	ND	100	05/22/25 21:07	
tert-Butyl Formate	ug/L	ND	50.0	05/22/25 21:07	v2
Toluene	ug/L	ND	5.0	05/22/25 21:07	
Xylene (Total)	ug/L	ND	5.0	05/22/25 21:07	
1,2-Dichloroethane-d4 (S)	%	106	70-130	05/22/25 21:07	
4-Bromofluorobenzene (S)	%	91	70-130	05/22/25 21:07	
Toluene-d8 (S)	%	99	70-130	05/22/25 21:07	

LABORATORY CONTROL SAMPLE: 4816773

Parameter	Units	Spike Conc.	LCS Result	LCS % Rec	% Rec Limits	Qualifiers
1,2-Dichloroethane	ug/L	20	18.0	90	70-130	
3,3-Dimethyl-1-Butanol	ug/L	400	357	89	70-130	
Benzene	ug/L	20	19.3	97	70-130	
Diisopropyl ether	ug/L	20	18.8	94	70-130	
Ethanol	ug/L	800	888	111	70-130	
Ethyl-tert-butyl ether	ug/L	40	36.9	92	70-130	
Ethylbenzene	ug/L	20	20.1	100	70-130	
m&p-Xylene	ug/L	40	40.5	101	70-130	
Methyl-tert-butyl ether	ug/L	20	18.0	90	70-130	
Naphthalene	ug/L	20	21.8	109	70-130	
o-Xylene	ug/L	20	21.6	108	70-130	
tert-Amyl Alcohol	ug/L	400	351	88	70-130	
tert-Amylmethyl ether	ug/L	40	33.3	83	70-130	
tert-Butyl Alcohol	ug/L	200	172	86	70-130	
tert-Butyl Formate	ug/L	160	132	83	70-130	v3

Results presented on this page are in the units indicated by the "Units" column except where an alternate unit is presented to the right of the result.

REPORT OF LABORATORY ANALYSIS

This report shall not be reproduced, except in full,
without the written consent of Pace Analytical Services, LLC.

Pace Analytical Services, LLC
9800 Kincey Ave. Suite 100
Huntersville, NC 28078
(704)875-9092

QUALITY CONTROL DATA

Project: UST UNKNOWN 14324
Pace Project No.: 92798105

LABORATORY CONTROL SAMPLE: 4816773

Parameter	Units	Spike Conc.	LCS Result	LCS % Rec	% Rec Limits	Qualifiers
Toluene	ug/L	20	17.9	89	70-130	
Xylene (Total)	ug/L	60	62.1	103	70-130	
1,2-Dichloroethane-d4 (S)	%			101	70-130	
4-Bromofluorobenzene (S)	%			94	70-130	
Toluene-d8 (S)	%			97	70-130	

MATRIX SPIKE SAMPLE: 4816774

Parameter	Units	92798105004 Result	Spike Conc.	MS Result	MS % Rec	% Rec Limits	Qualifiers
1,2-Dichloroethane	ug/L	ND	20	22.9	115	70-137	
3,3-Dimethyl-1-Butanol	ug/L	ND	400	426	107	39-157	
Benzene	ug/L	ND	20	27.5	138	70-151	
Diisopropyl ether	ug/L	ND	20	24.1	120	63-144	
Ethanol	ug/L	ND	800	1100	137	39-176	
Ethyl-tert-butyl ether	ug/L	ND	40	44.5	111	66-137	
Ethylbenzene	ug/L	ND	20	24.5	123	66-153	
m&p-Xylene	ug/L	ND	40	114	286	69-152	M1
Methyl-tert-butyl ether	ug/L	ND	20	21.6	108	54-156	
Naphthalene	ug/L	ND	20	40.0	200	61-148	M1
o-Xylene	ug/L	ND	20	74.7	374	70-148	M1
tert-Amyl Alcohol	ug/L	ND	400	422	105	54-153	
tert-Amylmethyl ether	ug/L	ND	40	38.9	97	69-139	
tert-Butyl Alcohol	ug/L	ND	200	260	130	43-188	
tert-Butyl Formate	ug/L	ND	160	99.7	62	10-170	
Toluene	ug/L	ND	20	20.3	101	59-148	
Xylene (Total)	ug/L	ND	60	189	315	63-158	MS
1,2-Dichloroethane-d4 (S)	%				107	70-130	
4-Bromofluorobenzene (S)	%				98	70-130	
Toluene-d8 (S)	%				93	70-130	

SAMPLE DUPLICATE: 4816775

Parameter	Units	92798105006 Result	Dup Result	RPD	Qualifiers
1,2-Dichloroethane	ug/L	ND	ND		
3,3-Dimethyl-1-Butanol	ug/L	ND	ND		
Benzene	ug/L	4.2J	ND		
Diisopropyl ether	ug/L	ND	ND		
Ethanol	ug/L	ND	ND		
Ethyl-tert-butyl ether	ug/L	ND	ND		
Ethylbenzene	ug/L	ND	ND		
m&p-Xylene	ug/L	49.2	ND		
Methyl-tert-butyl ether	ug/L	ND	ND		
Naphthalene	ug/L	16.9	ND		
o-Xylene	ug/L	41.1	ND		

Results presented on this page are in the units indicated by the "Units" column except where an alternate unit is presented to the right of the result.

REPORT OF LABORATORY ANALYSIS

This report shall not be reproduced, except in full,
without the written consent of Pace Analytical Services, LLC.

Pace Analytical Services, LLC
9800 Kincey Ave. Suite 100
Huntersville, NC 28078
(704)875-9092

QUALITY CONTROL DATA

Project: UST UNKNOWN 14324
Pace Project No.: 92798105

SAMPLE DUPLICATE: 4816775

Parameter	Units	92798105006 Result	Dup Result	RPD	Qualifiers
tert-Amyl Alcohol	ug/L	ND	ND		
tert-Amylmethyl ether	ug/L	ND	ND		
tert-Butyl Alcohol	ug/L	ND	ND		
tert-Butyl Formate	ug/L	ND	ND		
Toluene	ug/L	ND	ND		
Xylene (Total)	ug/L	90.2	ND		
1,2-Dichloroethane-d4 (S)	%	106	109		
4-Bromofluorobenzene (S)	%	94	92		
Toluene-d8 (S)	%	96	105		

Results presented on this page are in the units indicated by the "Units" column except where an alternate unit is presented to the right of the result.

REPORT OF LABORATORY ANALYSIS

This report shall not be reproduced, except in full,
without the written consent of Pace Analytical Services, LLC.

Pace Analytical Services, LLC
9800 Kincey Ave. Suite 100
Huntersville, NC 28078
(704)875-9092

QUALITY CONTROL DATA

Project: UST UNKNOWN 14324
Pace Project No.: 92798105

QC Batch: 937255
QC Batch Method: EPA 8260D
Analysis Method: EPA 8260D
Analysis Description: 8260 MSV SC
Laboratory: Pace Analytical Services - Charlotte
Associated Lab Samples: 92798105049, 92798105050, 92798105051

METHOD BLANK: 4816824 Matrix: Water
Associated Lab Samples: 92798105049, 92798105050, 92798105051

Parameter	Units	Blank Result	Reporting Limit	Analyzed	Qualifiers
1,2-Dichloroethane	ug/L	ND	5.0	05/23/25 00:40	
3,3-Dimethyl-1-Butanol	ug/L	ND	100	05/23/25 00:40	
Benzene	ug/L	ND	5.0	05/23/25 00:40	
Diisopropyl ether	ug/L	ND	5.0	05/23/25 00:40	
Ethanol	ug/L	ND	200	05/23/25 00:40	
Ethyl-tert-butyl ether	ug/L	ND	10.0	05/23/25 00:40	
Ethylbenzene	ug/L	ND	5.0	05/23/25 00:40	
m&p-Xylene	ug/L	ND	10.0	05/23/25 00:40	
Methyl-tert-butyl ether	ug/L	ND	5.0	05/23/25 00:40	
Naphthalene	ug/L	ND	5.0	05/23/25 00:40	
o-Xylene	ug/L	ND	5.0	05/23/25 00:40	
tert-Amyl Alcohol	ug/L	ND	100	05/23/25 00:40	
tert-Amylmethyl ether	ug/L	ND	10.0	05/23/25 00:40	
tert-Butyl Alcohol	ug/L	ND	100	05/23/25 00:40	
tert-Butyl Formate	ug/L	ND	50.0	05/23/25 00:40	
Toluene	ug/L	ND	5.0	05/23/25 00:40	
Xylene (Total)	ug/L	ND	5.0	05/23/25 00:40	
1,2-Dichloroethane-d4 (S)	%	103	70-130	05/23/25 00:40	
4-Bromofluorobenzene (S)	%	99	70-130	05/23/25 00:40	
Toluene-d8 (S)	%	103	70-130	05/23/25 00:40	

LABORATORY CONTROL SAMPLE: 4816825

Parameter	Units	Spike Conc.	LCS Result	LCS % Rec	% Rec Limits	Qualifiers
1,2-Dichloroethane	ug/L	20	22.2	111	70-130	
3,3-Dimethyl-1-Butanol	ug/L	400	397	99	70-130	
Benzene	ug/L	20	21.3	106	70-130	
Diisopropyl ether	ug/L	20	22.3	111	70-130	
Ethanol	ug/L	800	834	104	70-130	
Ethyl-tert-butyl ether	ug/L	40	42.9	107	70-130	
Ethylbenzene	ug/L	20	20.0	100	70-130	
m&p-Xylene	ug/L	40	40.9	102	70-130	
Methyl-tert-butyl ether	ug/L	20	21.6	108	70-130	
Naphthalene	ug/L	20	21.9	109	70-130	
o-Xylene	ug/L	20	20.9	105	70-130	
tert-Amyl Alcohol	ug/L	400	413	103	70-130	
tert-Amylmethyl ether	ug/L	40	38.8	97	70-130	
tert-Butyl Alcohol	ug/L	200	208	104	70-130	
tert-Butyl Formate	ug/L	160	164	102	70-130	

Results presented on this page are in the units indicated by the "Units" column except where an alternate unit is presented to the right of the result.

REPORT OF LABORATORY ANALYSIS

This report shall not be reproduced, except in full,
without the written consent of Pace Analytical Services, LLC.

Pace Analytical Services, LLC
9800 Kincey Ave. Suite 100
Huntersville, NC 28078
(704)875-9092

QUALITY CONTROL DATA

Project: UST UNKNOWN 14324
Pace Project No.: 92798105

LABORATORY CONTROL SAMPLE: 4816825

Parameter	Units	Spike Conc.	LCS Result	LCS % Rec	% Rec Limits	Qualifiers
Toluene	ug/L	20	20.1	101	70-130	
Xylene (Total)	ug/L	60	61.9	103	70-130	
1,2-Dichloroethane-d4 (S)	%			107	70-130	
4-Bromofluorobenzene (S)	%			102	70-130	
Toluene-d8 (S)	%			99	70-130	

MATRIX SPIKE SAMPLE: 4816826

Parameter	Units	92798102002 Result	Spike Conc.	MS Result	MS % Rec	% Rec Limits	Qualifiers
1,2-Dichloroethane	ug/L	ND	20	24.3	121	70-137	
3,3-Dimethyl-1-Butanol	ug/L	ND	400	452	113	39-157	
Benzene	ug/L	ND	20	24.2	121	70-151	
Diisopropyl ether	ug/L	ND	20	24.3	122	63-144	
Ethanol	ug/L	ND	800	957	120	39-176	
Ethyl-tert-butyl ether	ug/L	ND	40	47.1	118	66-137	
Ethylbenzene	ug/L	ND	20	22.5	113	66-153	
m&p-Xylene	ug/L	ND	40	45.9	115	69-152	
Methyl-tert-butyl ether	ug/L	ND	20	23.4	117	54-156	
Naphthalene	ug/L	ND	20	24.0	120	61-148	
o-Xylene	ug/L	ND	20	22.3	112	70-148	
tert-Amyl Alcohol	ug/L	ND	400	451	113	54-153	
tert-Amylmethyl ether	ug/L	ND	40	42.6	106	69-139	
tert-Butyl Alcohol	ug/L	ND	200	237	119	43-188	
tert-Butyl Formate	ug/L	ND	160	148	93	10-170	
Toluene	ug/L	ND	20	22.2	111	59-148	
Xylene (Total)	ug/L	ND	60	68.2	114	63-158	
1,2-Dichloroethane-d4 (S)	%				107	70-130	
4-Bromofluorobenzene (S)	%				102	70-130	
Toluene-d8 (S)	%				99	70-130	

SAMPLE DUPLICATE: 4816827

Parameter	Units	92798102004 Result	Dup Result	RPD	Qualifiers
1,2-Dichloroethane	ug/L	ND	ND		
3,3-Dimethyl-1-Butanol	ug/L	ND	ND		
Benzene	ug/L	22.3	15.5	36	D6
Diisopropyl ether	ug/L	ND	ND		
Ethanol	ug/L	ND	ND		
Ethyl-tert-butyl ether	ug/L	ND	ND		
Ethylbenzene	ug/L	ND	ND		
m&p-Xylene	ug/L	ND	ND		
Methyl-tert-butyl ether	ug/L	36.5	31.2	16	
Naphthalene	ug/L	ND	ND		
o-Xylene	ug/L	ND	ND		

Results presented on this page are in the units indicated by the "Units" column except where an alternate unit is presented to the right of the result.

REPORT OF LABORATORY ANALYSIS

This report shall not be reproduced, except in full,
without the written consent of Pace Analytical Services, LLC.

Pace Analytical Services, LLC
9800 Kincey Ave. Suite 100
Huntersville, NC 28078
(704)875-9092

QUALITY CONTROL DATA

Project: UST UNKNOWN 14324
Pace Project No.: 92798105

SAMPLE DUPLICATE: 4816827

Parameter	Units	92798102004 Result	Dup Result	RPD	Qualifiers
tert-Amyl Alcohol	ug/L	ND	ND		
tert-Amylmethyl ether	ug/L	ND	ND		
tert-Butyl Alcohol	ug/L	ND	ND		
tert-Butyl Formate	ug/L	ND	ND		
Toluene	ug/L	ND	ND		
Xylene (Total)	ug/L	ND	ND		
1,2-Dichloroethane-d4 (S)	%	105	105		
4-Bromofluorobenzene (S)	%	100	99		
Toluene-d8 (S)	%	103	103		

Results presented on this page are in the units indicated by the "Units" column except where an alternate unit is presented to the right of the result.

REPORT OF LABORATORY ANALYSIS

This report shall not be reproduced, except in full,
without the written consent of Pace Analytical Services, LLC.

Pace Analytical Services, LLC
9800 Kincey Ave. Suite 100
Huntersville, NC 28078
(704)875-9092

QUALITY CONTROL DATA

Project: UST UNKNOWN 14324
Pace Project No.: 92798105

QC Batch: 937430
QC Batch Method: EPA 8260D
Analysis Method: EPA 8260D
Analysis Description: 8260 MSV SC
Laboratory: Pace Analytical Services - Charlotte

Associated Lab Samples: 92798105053

METHOD BLANK: 4817781 Matrix: Water
Associated Lab Samples: 92798105053

Parameter	Units	Blank Result	Reporting Limit	Analyzed	Qualifiers
1,2-Dichloroethane	ug/L	ND	5.0	05/23/25 19:16	
3,3-Dimethyl-1-Butanol	ug/L	ND	100	05/23/25 19:16	
Benzene	ug/L	ND	5.0	05/23/25 19:16	
Diisopropyl ether	ug/L	ND	5.0	05/23/25 19:16	
Ethanol	ug/L	ND	200	05/23/25 19:16	
Ethyl-tert-butyl ether	ug/L	ND	10.0	05/23/25 19:16	
Ethylbenzene	ug/L	ND	5.0	05/23/25 19:16	
m&p-Xylene	ug/L	ND	10.0	05/23/25 19:16	
Methyl-tert-butyl ether	ug/L	ND	5.0	05/23/25 19:16	
Naphthalene	ug/L	ND	5.0	05/23/25 19:16	
o-Xylene	ug/L	ND	5.0	05/23/25 19:16	
tert-Amyl Alcohol	ug/L	ND	100	05/23/25 19:16	
tert-Amylmethyl ether	ug/L	ND	10.0	05/23/25 19:16	
tert-Butyl Alcohol	ug/L	ND	100	05/23/25 19:16	
tert-Butyl Formate	ug/L	ND	50.0	05/23/25 19:16	
Toluene	ug/L	ND	5.0	05/23/25 19:16	
Xylene (Total)	ug/L	ND	5.0	05/23/25 19:16	
1,2-Dichloroethane-d4 (S)	%	97	70-130	05/23/25 19:16	
4-Bromofluorobenzene (S)	%	97	70-130	05/23/25 19:16	
Toluene-d8 (S)	%	102	70-130	05/23/25 19:16	

LABORATORY CONTROL SAMPLE: 4817782

Parameter	Units	Spike Conc.	LCS Result	LCS % Rec	% Rec Limits	Qualifiers
1,2-Dichloroethane	ug/L	20	19.8	99	70-130	
3,3-Dimethyl-1-Butanol	ug/L	400	378	95	70-130	
Benzene	ug/L	20	21.4	107	70-130	
Diisopropyl ether	ug/L	20	20.7	103	70-130	
Ethanol	ug/L	800	747	93	70-130	
Ethyl-tert-butyl ether	ug/L	40	39.8	100	70-130	
Ethylbenzene	ug/L	20	20.6	103	70-130	
m&p-Xylene	ug/L	40	41.5	104	70-130	
Methyl-tert-butyl ether	ug/L	20	19.6	98	70-130	
Naphthalene	ug/L	20	21.3	107	70-130	
o-Xylene	ug/L	20	21.3	107	70-130	
tert-Amyl Alcohol	ug/L	400	381	95	70-130	
tert-Amylmethyl ether	ug/L	40	38.8	97	70-130	
tert-Butyl Alcohol	ug/L	200	187	93	70-130	
tert-Butyl Formate	ug/L	160	152	95	70-130	

Results presented on this page are in the units indicated by the "Units" column except where an alternate unit is presented to the right of the result.

REPORT OF LABORATORY ANALYSIS

This report shall not be reproduced, except in full,
without the written consent of Pace Analytical Services, LLC.

Pace Analytical Services, LLC
9800 Kincey Ave. Suite 100
Huntersville, NC 28078
(704)875-9092

QUALITY CONTROL DATA

Project: UST UNKNOWN 14324
Pace Project No.: 92798105

LABORATORY CONTROL SAMPLE: 4817782

Parameter	Units	Spike Conc.	LCS Result	LCS % Rec	% Rec Limits	Qualifiers
Toluene	ug/L	20	20.5	102	70-130	
Xylene (Total)	ug/L	60	62.8	105	70-130	
1,2-Dichloroethane-d4 (S)	%			98	70-130	
4-Bromofluorobenzene (S)	%			99	70-130	
Toluene-d8 (S)	%			100	70-130	

MATRIX SPIKE & MATRIX SPIKE DUPLICATE: 4817783 4817784

Parameter	Units	92798105053 Result	MS Spike Conc.	MSD Spike Conc.	MS Result	MSD Result	MS % Rec	MSD % Rec	% Rec Limits	RPD	Qual
1,2-Dichloroethane	ug/L	ND	20	20	21.3	22.0	107	110	70-137	3	
3,3-Dimethyl-1-Butanol	ug/L	ND	400	400	386	385	96	96	39-157	0	
Benzene	ug/L	ND	20	20	24.0	23.5	120	118	70-151	2	
Diisopropyl ether	ug/L	ND	20	20	22.0	23.4	110	117	63-144	6	
Ethanol	ug/L	ND	800	800	812	847	101	106	39-176	4	
Ethyl-tert-butyl ether	ug/L	ND	40	40	43.9	45.9	110	115	66-137	4	
Ethylbenzene	ug/L	ND	20	20	22.4	22.0	112	110	66-153	2	
m&p-Xylene	ug/L	ND	40	40	44.8	44.5	112	111	69-152	1	
Methyl-tert-butyl ether	ug/L	ND	20	20	22.3	23.4	112	117	54-156	5	
Naphthalene	ug/L	ND	20	20	20.2	21.0	101	105	61-148	4	
o-Xylene	ug/L	ND	20	20	23.4	23.0	117	115	70-148	2	
tert-Amyl Alcohol	ug/L	ND	400	400	387	392	97	98	54-153	1	
tert-Amylmethyl ether	ug/L	ND	40	40	41.5	42.2	104	105	69-139	2	
tert-Butyl Alcohol	ug/L	ND	200	200	245	273	123	136	43-188	11	v3
tert-Butyl Formate	ug/L	ND	160	160	78.2	65.8	49	41	10-170	17	
Toluene	ug/L	ND	20	20	22.9	22.7	114	113	59-148	1	
Xylene (Total)	ug/L	ND	60	60	68.2	67.6	114	113	63-158	1	
1,2-Dichloroethane-d4 (S)	%						91	95	70-130		
4-Bromofluorobenzene (S)	%						99	98	70-130		
Toluene-d8 (S)	%						100	98	70-130		

Results presented on this page are in the units indicated by the "Units" column except where an alternate unit is presented to the right of the result.

REPORT OF LABORATORY ANALYSIS

This report shall not be reproduced, except in full,
without the written consent of Pace Analytical Services, LLC.

Pace Analytical Services, LLC
9800 Kincey Ave. Suite 100
Huntersville, NC 28078
(704)875-9092

QUALITY CONTROL DATA

Project: UST UNKNOWN 14324
Pace Project No.: 92798105

QC Batch: 937431
QC Batch Method: EPA 8260D
Analysis Method: EPA 8260D
Analysis Description: 8260 MSV SC
Laboratory: Pace Analytical Services - Charlotte
Associated Lab Samples: 92798105002, 92798105007, 92798105009, 92798105033, 92798105036, 92798105037, 92798105039, 92798105041

METHOD BLANK: 4817785 Matrix: Water
Associated Lab Samples: 92798105002, 92798105007, 92798105009, 92798105033, 92798105036, 92798105037, 92798105039, 92798105041

Parameter	Units	Blank Result	Reporting Limit	Analyzed	Qualifiers
1,2-Dichloroethane	ug/L	ND	5.0	05/23/25 19:35	
3,3-Dimethyl-1-Butanol	ug/L	ND	100	05/23/25 19:35	
Benzene	ug/L	ND	5.0	05/23/25 19:35	
Diisopropyl ether	ug/L	ND	5.0	05/23/25 19:35	
Ethanol	ug/L	ND	200	05/23/25 19:35	
Ethyl-tert-butyl ether	ug/L	ND	10.0	05/23/25 19:35	
Ethylbenzene	ug/L	ND	5.0	05/23/25 19:35	
m&p-Xylene	ug/L	ND	10.0	05/23/25 19:35	
Methyl-tert-butyl ether	ug/L	ND	5.0	05/23/25 19:35	
Naphthalene	ug/L	ND	5.0	05/23/25 19:35	
o-Xylene	ug/L	ND	5.0	05/23/25 19:35	
tert-Amyl Alcohol	ug/L	ND	100	05/23/25 19:35	
tert-Amylmethyl ether	ug/L	ND	10.0	05/23/25 19:35	
tert-Butyl Alcohol	ug/L	ND	100	05/23/25 19:35	
tert-Butyl Formate	ug/L	ND	50.0	05/23/25 19:35	
Toluene	ug/L	ND	5.0	05/23/25 19:35	
Xylene (Total)	ug/L	ND	5.0	05/23/25 19:35	
1,2-Dichloroethane-d4 (S)	%	94	70-130	05/23/25 19:35	
4-Bromofluorobenzene (S)	%	97	70-130	05/23/25 19:35	
Toluene-d8 (S)	%	100	70-130	05/23/25 19:35	

LABORATORY CONTROL SAMPLE: 4817786

Parameter	Units	Spike Conc.	LCS Result	LCS % Rec	% Rec Limits	Qualifiers
1,2-Dichloroethane	ug/L	20	20.1	100	70-130	
3,3-Dimethyl-1-Butanol	ug/L	400	396	99	70-130	
Benzene	ug/L	20	20.9	104	70-130	
Diisopropyl ether	ug/L	20	20.1	101	70-130	
Ethanol	ug/L	800	761	95	70-130	
Ethyl-tert-butyl ether	ug/L	40	40.3	101	70-130	
Ethylbenzene	ug/L	20	20.4	102	70-130	
m&p-Xylene	ug/L	40	41.8	105	70-130	
Methyl-tert-butyl ether	ug/L	20	19.8	99	70-130	
Naphthalene	ug/L	20	21.4	107	70-130	
o-Xylene	ug/L	20	21.2	106	70-130	
tert-Amyl Alcohol	ug/L	400	388	97	70-130	
tert-Amylmethyl ether	ug/L	40	38.3	96	70-130	

Results presented on this page are in the units indicated by the "Units" column except where an alternate unit is presented to the right of the result.

REPORT OF LABORATORY ANALYSIS

This report shall not be reproduced, except in full,
without the written consent of Pace Analytical Services, LLC.

Pace Analytical Services, LLC
9800 Kincey Ave. Suite 100
Huntersville, NC 28078
(704)875-9092

QUALITY CONTROL DATA

Project: UST UNKNOWN 14324
Pace Project No.: 92798105

LABORATORY CONTROL SAMPLE: 4817786

Parameter	Units	Spike Conc.	LCS Result	LCS % Rec	% Rec Limits	Qualifiers
tert-Butyl Alcohol	ug/L	200	189	94	70-130	
tert-Butyl Formate	ug/L	160	155	97	70-130	
Toluene	ug/L	20	20.0	100	70-130	
Xylene (Total)	ug/L	60	63.0	105	70-130	
1,2-Dichloroethane-d4 (S)	%			94	70-130	
4-Bromofluorobenzene (S)	%			101	70-130	
Toluene-d8 (S)	%			99	70-130	

MATRIX SPIKE & MATRIX SPIKE DUPLICATE: 4817787 4817788

Parameter	Units	92798105009 Result	MS Spike Conc.	MSD Spike Conc.	MS Result	MSD Result	MS % Rec	MSD % Rec	% Rec Limits	RPD	Qual
1,2-Dichloroethane	ug/L	ND	20	20	17.9	23.0	90	115	70-137	24	
3,3-Dimethyl-1-Butanol	ug/L	ND	400	400	298	374	75	94	39-157	23	
Benzene	ug/L	ND	20	20	19.2	24.6	96	123	70-151	25	
Diisopropyl ether	ug/L	ND	20	20	18.1	23.8	90	119	63-144	28	
Ethanol	ug/L	ND	800	800	649	857	81	107	39-176	28	
Ethyl-tert-butyl ether	ug/L	ND	40	40	35.8	47.3	90	118	66-137	28	
Ethylbenzene	ug/L	ND	20	20	17.5	22.7	88	114	66-153	26	
m&p-Xylene	ug/L	ND	40	40	35.8	45.5	89	114	69-152	24	
Methyl-tert-butyl ether	ug/L	ND	20	20	18.3	23.2	92	116	54-156	24	
Naphthalene	ug/L	ND	20	20	17.9	21.0	89	105	61-148	16	
o-Xylene	ug/L	ND	20	20	18.1	23.8	91	119	70-148	27	
tert-Amyl Alcohol	ug/L	ND	400	400	308	391	77	98	54-153	24	
tert-Amylmethyl ether	ug/L	ND	40	40	33.0	43.4	83	109	69-139	27	
tert-Butyl Alcohol	ug/L	ND	200	200	216	279	108	140	43-188	26	v3
tert-Butyl Formate	ug/L	ND	160	160	35.1J	38.5J	22	24	10-170		
Toluene	ug/L	ND	20	20	18.2	23.7	91	119	59-148	26	
Xylene (Total)	ug/L	ND	60	60	53.9	69.4	90	116	63-158	25	
1,2-Dichloroethane-d4 (S)	%						95	96	70-130		
4-Bromofluorobenzene (S)	%						97	99	70-130		
Toluene-d8 (S)	%						99	100	70-130		

Results presented on this page are in the units indicated by the "Units" column except where an alternate unit is presented to the right of the result.

REPORT OF LABORATORY ANALYSIS

This report shall not be reproduced, except in full,
without the written consent of Pace Analytical Services, LLC.

Pace Analytical Services, LLC
9800 Kincey Ave. Suite 100
Huntersville, NC 28078
(704)875-9092

QUALITY CONTROL DATA

Project: UST UNKNOWN 14324
Pace Project No.: 92798105

QC Batch: 937487
QC Batch Method: EPA 8260D
Analysis Method: EPA 8260D
Analysis Description: 8260 MSV SC
Laboratory: Pace Analytical Services - Charlotte
Associated Lab Samples: 92798105012, 92798105014, 92798105015, 92798105017, 92798105018, 92798105023, 92798105024, 92798105025, 92798105026

METHOD BLANK: 4818001 Matrix: Water
Associated Lab Samples: 92798105012, 92798105014, 92798105015, 92798105017, 92798105018, 92798105023, 92798105024, 92798105025, 92798105026

Parameter	Units	Blank Result	Reporting Limit	Analyzed	Qualifiers
1,2-Dichloroethane	ug/L	ND	5.0	05/23/25 09:46	
3,3-Dimethyl-1-Butanol	ug/L	ND	100	05/23/25 09:46	
Benzene	ug/L	ND	5.0	05/23/25 09:46	
Diisopropyl ether	ug/L	ND	5.0	05/23/25 09:46	
Ethanol	ug/L	ND	200	05/23/25 09:46	
Ethyl-tert-butyl ether	ug/L	ND	10.0	05/23/25 09:46	
Ethylbenzene	ug/L	ND	5.0	05/23/25 09:46	
m&p-Xylene	ug/L	ND	10.0	05/23/25 09:46	
Methyl-tert-butyl ether	ug/L	ND	5.0	05/23/25 09:46	
Naphthalene	ug/L	ND	5.0	05/23/25 09:46	IK
o-Xylene	ug/L	ND	5.0	05/23/25 09:46	v1
tert-Amyl Alcohol	ug/L	ND	100	05/23/25 09:46	
tert-Amylmethyl ether	ug/L	ND	10.0	05/23/25 09:46	
tert-Butyl Alcohol	ug/L	ND	100	05/23/25 09:46	
tert-Butyl Formate	ug/L	ND	50.0	05/23/25 09:46	
Toluene	ug/L	ND	5.0	05/23/25 09:46	
Xylene (Total)	ug/L	ND	5.0	05/23/25 09:46	
1,2-Dichloroethane-d4 (S)	%	95	70-130	05/23/25 09:46	
4-Bromofluorobenzene (S)	%	94	70-130	05/23/25 09:46	
Toluene-d8 (S)	%	99	70-130	05/23/25 09:46	

LABORATORY CONTROL SAMPLE: 4818002

Parameter	Units	Spike Conc.	LCS Result	LCS % Rec	% Rec Limits	Qualifiers
1,2-Dichloroethane	ug/L	20	22.4	112	70-130	
3,3-Dimethyl-1-Butanol	ug/L	400	424	106	70-130	
Benzene	ug/L	20	23.6	118	70-130	
Diisopropyl ether	ug/L	20	20.2	101	70-130	
Ethanol	ug/L	800	753	94	70-130	
Ethyl-tert-butyl ether	ug/L	40	41.5	104	70-130	
Ethylbenzene	ug/L	20	23.5	117	70-130	
m&p-Xylene	ug/L	40	47.5	119	70-130	
Methyl-tert-butyl ether	ug/L	20	21.0	105	70-130	
Naphthalene	ug/L	20	23.4	117	70-130	IK
o-Xylene	ug/L	20	24.8	124	70-130	v1
tert-Amyl Alcohol	ug/L	400	420	105	70-130	
tert-Amylmethyl ether	ug/L	40	42.7	107	70-130	

Results presented on this page are in the units indicated by the "Units" column except where an alternate unit is presented to the right of the result.

REPORT OF LABORATORY ANALYSIS

This report shall not be reproduced, except in full,
without the written consent of Pace Analytical Services, LLC.

Pace Analytical Services, LLC
9800 Kincey Ave. Suite 100
Huntersville, NC 28078
(704)875-9092

QUALITY CONTROL DATA

Project: UST UNKNOWN 14324
Pace Project No.: 92798105

LABORATORY CONTROL SAMPLE: 4818002

Parameter	Units	Spike Conc.	LCS Result	LCS % Rec	% Rec Limits	Qualifiers
tert-Butyl Alcohol	ug/L	200	212	106	70-130	
tert-Butyl Formate	ug/L	160	166	104	70-130	
Toluene	ug/L	20	22.5	113	70-130	
Xylene (Total)	ug/L	60	72.3	121	70-130	
1,2-Dichloroethane-d4 (S)	%			95	70-130	
4-Bromofluorobenzene (S)	%			98	70-130	
Toluene-d8 (S)	%			97	70-130	

MATRIX SPIKE & MATRIX SPIKE DUPLICATE: 4818003 4818004

Parameter	Units	92798105014 Result	MS Spike Conc.	MSD Spike Conc.	MS Result	MSD Result	MS % Rec	MSD % Rec	% Rec Limits	RPD	Qual
1,2-Dichloroethane	ug/L	ND	20	20	25.9	24.5	130	122	70-137	6	
3,3-Dimethyl-1-Butanol	ug/L	ND	400	400	461	447	115	112	39-157	3	
Benzene	ug/L	ND	20	20	27.6	26.4	138	132	70-151	4	
Diisopropyl ether	ug/L	ND	20	20	23.6	22.3	117	111	63-144	6	
Ethanol	ug/L	ND	800	800	802	766	100	96	39-176	5	
Ethyl-tert-butyl ether	ug/L	ND	40	40	48.7	45.9	122	115	66-137	6	
Ethylbenzene	ug/L	ND	20	20	27.7	26.4	139	132	66-153	5	
m&p-Xylene	ug/L	ND	40	40	56.0	53.6	140	134	69-152	4	
Methyl-tert-butyl ether	ug/L	ND	20	20	24.3	23.0	122	115	54-156	5	
Naphthalene	ug/L	ND	20	20	26.6	26.2	133	131	61-148	1	IK
o-Xylene	ug/L	ND	20	20	28.6	28.3	143	142	70-148	1	
tert-Amyl Alcohol	ug/L	ND	400	400	444	430	111	108	54-153	3	
tert-Amylmethyl ether	ug/L	ND	40	40	49.1	47.3	123	118	69-139	4	
tert-Butyl Alcohol	ug/L	ND	200	200	249	253	124	126	43-188	2	
tert-Butyl Formate	ug/L	ND	160	160	145	109	91	68	10-170	28	
Toluene	ug/L	ND	20	20	26.4	25.0	132	125	59-148	6	
Xylene (Total)	ug/L	ND	60	60	84.6	81.9	141	137	63-158	3	
1,2-Dichloroethane-d4 (S)	%						95	93	70-130		
4-Bromofluorobenzene (S)	%						98	97	70-130		
Toluene-d8 (S)	%						94	94	70-130		

Results presented on this page are in the units indicated by the "Units" column except where an alternate unit is presented to the right of the result.

REPORT OF LABORATORY ANALYSIS

This report shall not be reproduced, except in full,
without the written consent of Pace Analytical Services, LLC.

Pace Analytical Services, LLC
9800 Kincey Ave. Suite 100
Huntersville, NC 28078
(704)875-9092

QUALITY CONTROL DATA

Project: UST UNKNOWN 14324
Pace Project No.: 92798105

QC Batch: 937647
QC Batch Method: EPA 8260D
Analysis Method: EPA 8260D
Analysis Description: 8260 MSV SC
Laboratory: Pace Analytical Services - Charlotte
Associated Lab Samples: 92798105013, 92798105040, 92798105046, 92798105047, 92798105048

METHOD BLANK: 4818964 Matrix: Water
Associated Lab Samples: 92798105013, 92798105040, 92798105046, 92798105047, 92798105048

Parameter	Units	Blank Result	Reporting Limit	Analyzed	Qualifiers
1,2-Dichloroethane	ug/L	ND	5.0	05/23/25 21:39	
3,3-Dimethyl-1-Butanol	ug/L	ND	100	05/23/25 21:39	
Benzene	ug/L	ND	5.0	05/23/25 21:39	
Diisopropyl ether	ug/L	ND	5.0	05/23/25 21:39	
Ethanol	ug/L	ND	200	05/23/25 21:39	
Ethyl-tert-butyl ether	ug/L	ND	10.0	05/23/25 21:39	
Ethylbenzene	ug/L	ND	5.0	05/23/25 21:39	
m&p-Xylene	ug/L	ND	10.0	05/23/25 21:39	
Methyl-tert-butyl ether	ug/L	ND	5.0	05/23/25 21:39	
Naphthalene	ug/L	ND	5.0	05/23/25 21:39	
o-Xylene	ug/L	ND	5.0	05/23/25 21:39	
tert-Amyl Alcohol	ug/L	ND	100	05/23/25 21:39	
tert-Amylmethyl ether	ug/L	ND	10.0	05/23/25 21:39	
tert-Butyl Alcohol	ug/L	ND	100	05/23/25 21:39	v2
tert-Butyl Formate	ug/L	ND	50.0	05/23/25 21:39	
Toluene	ug/L	ND	5.0	05/23/25 21:39	
Xylene (Total)	ug/L	ND	5.0	05/23/25 21:39	
1,2-Dichloroethane-d4 (S)	%	92	70-130	05/23/25 21:39	
4-Bromofluorobenzene (S)	%	94	70-130	05/23/25 21:39	
Toluene-d8 (S)	%	96	70-130	05/23/25 21:39	

LABORATORY CONTROL SAMPLE: 4818965

Parameter	Units	Spike Conc.	LCS Result	LCS % Rec	% Rec Limits	Qualifiers
1,2-Dichloroethane	ug/L	20	17.3	87	70-130	
3,3-Dimethyl-1-Butanol	ug/L	400	331	83	70-130	
Benzene	ug/L	20	19.8	99	70-130	
Diisopropyl ether	ug/L	20	19.0	95	70-130	
Ethanol	ug/L	800	714	89	70-130	
Ethyl-tert-butyl ether	ug/L	40	34.6	87	70-130	
Ethylbenzene	ug/L	20	19.0	95	70-130	
m&p-Xylene	ug/L	40	37.9	95	70-130	
Methyl-tert-butyl ether	ug/L	20	16.7	83	70-130	
Naphthalene	ug/L	20	19.4	97	70-130	
o-Xylene	ug/L	20	18.9	94	70-130	
tert-Amyl Alcohol	ug/L	400	350	87	70-130	
tert-Amylmethyl ether	ug/L	40	34.5	86	70-130	
tert-Butyl Alcohol	ug/L	200	159	80	70-130	v3
tert-Butyl Formate	ug/L	160	133	83	70-130	

Results presented on this page are in the units indicated by the "Units" column except where an alternate unit is presented to the right of the result.

REPORT OF LABORATORY ANALYSIS

This report shall not be reproduced, except in full,
without the written consent of Pace Analytical Services, LLC.

Pace Analytical Services, LLC
9800 Kincey Ave. Suite 100
Huntersville, NC 28078
(704)875-9092

QUALITY CONTROL DATA

Project: UST UNKNOWN 14324
Pace Project No.: 92798105

LABORATORY CONTROL SAMPLE: 4818965

Parameter	Units	Spike Conc.	LCS Result	LCS % Rec	% Rec Limits	Qualifiers
Toluene	ug/L	20	17.8	89	70-130	
Xylene (Total)	ug/L	60	56.8	95	70-130	
1,2-Dichloroethane-d4 (S)	%			91	70-130	
4-Bromofluorobenzene (S)	%			98	70-130	
Toluene-d8 (S)	%			95	70-130	

MATRIX SPIKE SAMPLE: 4818966

Parameter	Units	92798105046 Result	Spike Conc.	MS Result	MS % Rec	% Rec Limits	Qualifiers
1,2-Dichloroethane	ug/L	ND	20	45.7J	228	70-137	M1
3,3-Dimethyl-1-Butanol	ug/L	ND	400	ND	121	39-157	
Benzene	ug/L	1570	20	1660	459	70-151	M1
Diisopropyl ether	ug/L	ND	20	47.3J	217	63-144	M1
Ethanol	ug/L	ND	800	2000J	250	39-176	M1
Ethyl-tert-butyl ether	ug/L	ND	40	ND	188	66-137	M1
Ethylbenzene	ug/L	663	20	763	496	66-153	M1
m&p-Xylene	ug/L	2130	40	2370	602	69-152	M1
Methyl-tert-butyl ether	ug/L	ND	20	39.5J	198	54-156	M1
Naphthalene	ug/L	231	20	272	206	61-148	M1,v3
o-Xylene	ug/L	755	20	829	370	70-148	M1
tert-Amyl Alcohol	ug/L	ND	400	1410	170	54-153	M1
tert-Amylmethyl ether	ug/L	ND	40	68.3J	171	69-139	M1
tert-Butyl Alcohol	ug/L	ND	200	ND	202	43-188	M1
tert-Butyl Formate	ug/L	ND	160	ND	144	10-170	
Toluene	ug/L	434	20	473	197	59-148	M1
Xylene (Total)	ug/L	2880	60	3200	525	63-158	MS
1,2-Dichloroethane-d4 (S)	%				103	70-130	
4-Bromofluorobenzene (S)	%				103	70-130	
Toluene-d8 (S)	%				94	70-130	

SAMPLE DUPLICATE: 4818967

Parameter	Units	92798102021 Result	Dup Result	RPD	Qualifiers
1,2-Dichloroethane	ug/L	ND	ND		
3,3-Dimethyl-1-Butanol	ug/L	ND	ND		
Benzene	ug/L	1900	1910	0	
Diisopropyl ether	ug/L	ND	ND		
Ethanol	ug/L	ND	ND		
Ethyl-tert-butyl ether	ug/L	ND	ND		
Ethylbenzene	ug/L	278	281	1	
m&p-Xylene	ug/L	3760	3910	4	
Methyl-tert-butyl ether	ug/L	ND	ND		
Naphthalene	ug/L	182J	189J		v3
o-Xylene	ug/L	2530	2570	1	

Results presented on this page are in the units indicated by the "Units" column except where an alternate unit is presented to the right of the result.

REPORT OF LABORATORY ANALYSIS

This report shall not be reproduced, except in full,
without the written consent of Pace Analytical Services, LLC.

Pace Analytical Services, LLC
9800 Kincey Ave. Suite 100
Huntersville, NC 28078
(704)875-9092

QUALITY CONTROL DATA

Project: UST UNKNOWN 14324
Pace Project No.: 92798105

SAMPLE DUPLICATE: 4818967

Parameter	Units	92798102021 Result	Dup Result	RPD	Qualifiers
tert-Amyl Alcohol	ug/L	ND	ND		
tert-Amylmethyl ether	ug/L	ND	ND		
tert-Butyl Alcohol	ug/L	ND	ND		
tert-Butyl Formate	ug/L	ND	ND		
Toluene	ug/L	4740	4750	0	
Xylene (Total)	ug/L	6290	6480	3	
1,2-Dichloroethane-d4 (S)	%	92	104		
4-Bromofluorobenzene (S)	%	99	98		
Toluene-d8 (S)	%	98	98		

Results presented on this page are in the units indicated by the "Units" column except where an alternate unit is presented to the right of the result.

REPORT OF LABORATORY ANALYSIS

This report shall not be reproduced, except in full,
without the written consent of Pace Analytical Services, LLC.

Pace Analytical Services, LLC
9800 Kincey Ave. Suite 100
Huntersville, NC 28078
(704)875-9092

QUALITY CONTROL DATA

Project: UST UNKNOWN 14324
Pace Project No.: 92798105

QC Batch: 937889
QC Batch Method: EPA 8260D
Analysis Method: EPA 8260D
Analysis Description: 8260 MSV SC
Laboratory: Pace Analytical Services - Charlotte
Associated Lab Samples: 92798105001, 92798105019, 92798105021, 92798105022

METHOD BLANK: 4820221 Matrix: Water
Associated Lab Samples: 92798105001, 92798105019, 92798105021, 92798105022

Parameter	Units	Blank Result	Reporting Limit	Analyzed	Qualifiers
1,2-Dichloroethane	ug/L	ND	5.0	05/28/25 02:02	
3,3-Dimethyl-1-Butanol	ug/L	ND	100	05/28/25 02:02	
Benzene	ug/L	ND	5.0	05/28/25 02:02	
Diisopropyl ether	ug/L	ND	5.0	05/28/25 02:02	
Ethanol	ug/L	ND	200	05/28/25 02:02	
Ethyl-tert-butyl ether	ug/L	ND	10.0	05/28/25 02:02	
Ethylbenzene	ug/L	ND	5.0	05/28/25 02:02	
m&p-Xylene	ug/L	ND	10.0	05/28/25 02:02	
Methyl-tert-butyl ether	ug/L	ND	5.0	05/28/25 02:02	
Naphthalene	ug/L	ND	5.0	05/28/25 02:02	
o-Xylene	ug/L	ND	5.0	05/28/25 02:02	
tert-Amyl Alcohol	ug/L	ND	100	05/28/25 02:02	
tert-Amylmethyl ether	ug/L	ND	10.0	05/28/25 02:02	
tert-Butyl Alcohol	ug/L	ND	100	05/28/25 02:02	
tert-Butyl Formate	ug/L	ND	50.0	05/28/25 02:02	
Toluene	ug/L	ND	5.0	05/28/25 02:02	
Xylene (Total)	ug/L	ND	5.0	05/28/25 02:02	
1,2-Dichloroethane-d4 (S)	%	100	70-130	05/28/25 02:02	
4-Bromofluorobenzene (S)	%	95	70-130	05/28/25 02:02	
Toluene-d8 (S)	%	98	70-130	05/28/25 02:02	

LABORATORY CONTROL SAMPLE: 4820222

Parameter	Units	Spike Conc.	LCS Result	LCS % Rec	% Rec Limits	Qualifiers
1,2-Dichloroethane	ug/L	20	16.9	85	70-130	
3,3-Dimethyl-1-Butanol	ug/L	400	373	93	70-130	
Benzene	ug/L	20	19.1	96	70-130	
Diisopropyl ether	ug/L	20	18.9	94	70-130	
Ethanol	ug/L	800	755	94	70-130	
Ethyl-tert-butyl ether	ug/L	40	37.6	94	70-130	
Ethylbenzene	ug/L	20	18.1	90	70-130	
m&p-Xylene	ug/L	40	36.4	91	70-130	
Methyl-tert-butyl ether	ug/L	20	17.5	87	70-130	
Naphthalene	ug/L	20	22.5	113	70-130	
o-Xylene	ug/L	20	18.6	93	70-130	
tert-Amyl Alcohol	ug/L	400	366	92	70-130	
tert-Amylmethyl ether	ug/L	40	33.9	85	70-130	
tert-Butyl Alcohol	ug/L	200	178	89	70-130	
tert-Butyl Formate	ug/L	160	149	93	70-130	

Results presented on this page are in the units indicated by the "Units" column except where an alternate unit is presented to the right of the result.

REPORT OF LABORATORY ANALYSIS

This report shall not be reproduced, except in full,
without the written consent of Pace Analytical Services, LLC.

Pace Analytical Services, LLC
9800 Kincey Ave. Suite 100
Huntersville, NC 28078
(704)875-9092

QUALITY CONTROL DATA

Project: UST UNKNOWN 14324
Pace Project No.: 92798105

LABORATORY CONTROL SAMPLE: 4820222

Parameter	Units	Spike Conc.	LCS Result	LCS % Rec	% Rec Limits	Qualifiers
Toluene	ug/L	20	17.7	89	70-130	
Xylene (Total)	ug/L	60	55.0	92	70-130	
1,2-Dichloroethane-d4 (S)	%			97	70-130	
4-Bromofluorobenzene (S)	%			97	70-130	
Toluene-d8 (S)	%			99	70-130	

MATRIX SPIKE SAMPLE: 4820223

Parameter	Units	92798102001 Result	Spike Conc.	MS Result	MS % Rec	% Rec Limits	Qualifiers
1,2-Dichloroethane	ug/L	ND	20	19.8	99	70-137	
3,3-Dimethyl-1-Butanol	ug/L	ND	400	376	94	39-157	
Benzene	ug/L	ND	20	20.9	105	70-151	
Diisopropyl ether	ug/L	ND	20	18.0	90	63-144	
Ethanol	ug/L	ND	800	804	101	39-176	
Ethyl-tert-butyl ether	ug/L	ND	40	37.4	93	66-137	
Ethylbenzene	ug/L	ND	20	19.6	98	66-153	
m&p-Xylene	ug/L	ND	40	39.6	99	69-152	
Methyl-tert-butyl ether	ug/L	ND	20	18.5	91	54-156	
Naphthalene	ug/L	ND	20	21.8	109	61-148	
o-Xylene	ug/L	ND	20	19.6	98	70-148	
tert-Amyl Alcohol	ug/L	ND	400	418	105	54-153	
tert-Amylmethyl ether	ug/L	ND	40	39.4	98	69-139	
tert-Butyl Alcohol	ug/L	ND	200	211	105	43-188	
tert-Butyl Formate	ug/L	ND	160	102	64	10-170	
Toluene	ug/L	ND	20	20.6	103	59-148	
Xylene (Total)	ug/L	ND	60	59.3	99	63-158	
1,2-Dichloroethane-d4 (S)	%				96	70-130	
4-Bromofluorobenzene (S)	%				94	70-130	
Toluene-d8 (S)	%				99	70-130	

SAMPLE DUPLICATE: 4820224

Parameter	Units	92798519002 Result	Dup Result	RPD	Qualifiers
1,2-Dichloroethane	ug/L	ND	ND		
3,3-Dimethyl-1-Butanol	ug/L	ND	ND		
Benzene	ug/L	ND	ND		
Diisopropyl ether	ug/L	ND	ND		
Ethanol	ug/L	ND	ND		
Ethyl-tert-butyl ether	ug/L	ND	ND		
Ethylbenzene	ug/L	ND	ND		
m&p-Xylene	ug/L	ND	ND		
Methyl-tert-butyl ether	ug/L	ND	ND		
Naphthalene	ug/L	ND	ND		
o-Xylene	ug/L	ND	ND		

Results presented on this page are in the units indicated by the "Units" column except where an alternate unit is presented to the right of the result.

REPORT OF LABORATORY ANALYSIS

This report shall not be reproduced, except in full,
without the written consent of Pace Analytical Services, LLC.

Pace Analytical Services, LLC
9800 Kincey Ave. Suite 100
Huntersville, NC 28078
(704)875-9092

QUALITY CONTROL DATA

Project: UST UNKNOWN 14324
Pace Project No.: 92798105

SAMPLE DUPLICATE: 4820224

Parameter	Units	92798519002 Result	Dup Result	RPD	Qualifiers
tert-Amyl Alcohol	ug/L	ND	ND		
tert-Amylmethyl ether	ug/L	ND	ND		
tert-Butyl Alcohol	ug/L	ND	ND		
tert-Butyl Formate	ug/L	ND	ND		
Toluene	ug/L	ND	ND		v1
Xylene (Total)	ug/L	ND	ND		
1,2-Dichloroethane-d4 (S)	%	102	97		
4-Bromofluorobenzene (S)	%	94	99		
Toluene-d8 (S)	%	99	125		

Results presented on this page are in the units indicated by the "Units" column except where an alternate unit is presented to the right of the result.

REPORT OF LABORATORY ANALYSIS

This report shall not be reproduced, except in full,
without the written consent of Pace Analytical Services, LLC.

Pace Analytical Services, LLC
9800 Kincey Ave. Suite 100
Huntersville, NC 28078
(704)875-9092

QUALITY CONTROL DATA

Project: UST UNKNOWN 14324
Pace Project No.: 92798105

QC Batch: 937893
QC Batch Method: EPA 8260D
Analysis Method: EPA 8260D
Analysis Description: 8260 MSV SC
Laboratory: Pace Analytical Services - Charlotte
Associated Lab Samples: 92798105003, 92798105005, 92798105010, 92798105011, 92798105038

METHOD BLANK: 4820248 Matrix: Water
Associated Lab Samples: 92798105003, 92798105005, 92798105010, 92798105011, 92798105038

Parameter	Units	Blank Result	Reporting Limit	Analyzed	Qualifiers
1,2-Dichloroethane	ug/L	ND	5.0	05/27/25 21:27	
3,3-Dimethyl-1-Butanol	ug/L	ND	100	05/27/25 21:27	
Benzene	ug/L	ND	5.0	05/27/25 21:27	
Diisopropyl ether	ug/L	ND	5.0	05/27/25 21:27	
Ethanol	ug/L	ND	200	05/27/25 21:27	
Ethyl-tert-butyl ether	ug/L	ND	10.0	05/27/25 21:27	
Ethylbenzene	ug/L	ND	5.0	05/27/25 21:27	
m&p-Xylene	ug/L	ND	10.0	05/27/25 21:27	
Methyl-tert-butyl ether	ug/L	ND	5.0	05/27/25 21:27	
Naphthalene	ug/L	ND	5.0	05/27/25 21:27	v2
o-Xylene	ug/L	ND	5.0	05/27/25 21:27	
tert-Amyl Alcohol	ug/L	ND	100	05/27/25 21:27	
tert-Amylmethyl ether	ug/L	ND	10.0	05/27/25 21:27	
tert-Butyl Alcohol	ug/L	ND	100	05/27/25 21:27	
tert-Butyl Formate	ug/L	ND	50.0	05/27/25 21:27	
Toluene	ug/L	ND	5.0	05/27/25 21:27	
Xylene (Total)	ug/L	ND	5.0	05/27/25 21:27	
1,2-Dichloroethane-d4 (S)	%	107	70-130	05/27/25 21:27	
4-Bromofluorobenzene (S)	%	96	70-130	05/27/25 21:27	
Toluene-d8 (S)	%	99	70-130	05/27/25 21:27	

LABORATORY CONTROL SAMPLE: 4820249

Parameter	Units	Spike Conc.	LCS Result	LCS % Rec	% Rec Limits	Qualifiers
1,2-Dichloroethane	ug/L	20	19.5	97	70-130	
3,3-Dimethyl-1-Butanol	ug/L	400	331	83	70-130	
Benzene	ug/L	20	19.3	97	70-130	
Diisopropyl ether	ug/L	20	21.6	108	70-130	
Ethanol	ug/L	800	775	97	70-130	
Ethyl-tert-butyl ether	ug/L	40	37.6	94	70-130	
Ethylbenzene	ug/L	20	19.7	98	70-130	
m&p-Xylene	ug/L	40	38.1	95	70-130	
Methyl-tert-butyl ether	ug/L	20	18.2	91	70-130	
Naphthalene	ug/L	20	17.9	89	70-130	v3
o-Xylene	ug/L	20	18.7	93	70-130	
tert-Amyl Alcohol	ug/L	400	347	87	70-130	
tert-Amylmethyl ether	ug/L	40	34.6	87	70-130	
tert-Butyl Alcohol	ug/L	200	181	91	70-130	
tert-Butyl Formate	ug/L	160	145	91	70-130	

Results presented on this page are in the units indicated by the "Units" column except where an alternate unit is presented to the right of the result.

REPORT OF LABORATORY ANALYSIS

This report shall not be reproduced, except in full,
without the written consent of Pace Analytical Services, LLC.

Pace Analytical Services, LLC
9800 Kincey Ave. Suite 100
Huntersville, NC 28078
(704)875-9092

QUALITY CONTROL DATA

Project: UST UNKNOWN 14324
Pace Project No.: 92798105

LABORATORY CONTROL SAMPLE: 4820249

Parameter	Units	Spike Conc.	LCS Result	LCS % Rec	% Rec Limits	Qualifiers
Toluene	ug/L	20	18.2	91	70-130	
Xylene (Total)	ug/L	60	56.7	95	70-130	
1,2-Dichloroethane-d4 (S)	%			100	70-130	
4-Bromofluorobenzene (S)	%			101	70-130	
Toluene-d8 (S)	%			97	70-130	

MATRIX SPIKE SAMPLE: 4820250

Parameter	Units	92798619004 Result	Spike Conc.	MS Result	MS % Rec	% Rec Limits	Qualifiers
1,2-Dichloroethane	ug/L	ND	20	20.8	104	70-137	
3,3-Dimethyl-1-Butanol	ug/L	ND	400	369	92	39-157	
Benzene	ug/L	ND	20	22.3	112	70-151	
Diisopropyl ether	ug/L	ND	20	23.4	117	63-144	
Ethanol	ug/L	ND	800	746	93	39-176	
Ethyl-tert-butyl ether	ug/L	ND	40	40.7	102	66-137	
Ethylbenzene	ug/L	ND	20	22.6	113	66-153	
m&p-Xylene	ug/L	ND	40	43.6	109	69-152	
Methyl-tert-butyl ether	ug/L	ND	20	19.3	96	54-156	
Naphthalene	ug/L	ND	20	18.1	90	61-148	
o-Xylene	ug/L	ND	20	21.6	108	70-148	
tert-Amyl Alcohol	ug/L	ND	400	364	91	54-153	
tert-Amylmethyl ether	ug/L	ND	40	38.7	97	69-139	
tert-Butyl Alcohol	ug/L	ND	200	256	128	43-188	
tert-Butyl Formate	ug/L	ND	160	ND	14	10-170	
Toluene	ug/L	ND	20	20.2	101	59-148	
Xylene (Total)	ug/L	ND	60	65.2	109	63-158	
1,2-Dichloroethane-d4 (S)	%				94	70-130	
4-Bromofluorobenzene (S)	%				101	70-130	
Toluene-d8 (S)	%				96	70-130	

SAMPLE DUPLICATE: 4820251

Parameter	Units	92798619001 Result	Dup Result	RPD	Qualifiers
1,2-Dichloroethane	ug/L	ND	ND		
3,3-Dimethyl-1-Butanol	ug/L	ND	ND		
Benzene	ug/L	ND	ND		
Diisopropyl ether	ug/L	ND	ND		
Ethanol	ug/L	ND	ND		
Ethyl-tert-butyl ether	ug/L	ND	ND		
Ethylbenzene	ug/L	ND	ND		
m&p-Xylene	ug/L	ND	ND		
Methyl-tert-butyl ether	ug/L	ND	ND		
Naphthalene	ug/L	ND	ND		
o-Xylene	ug/L	ND	ND		

Results presented on this page are in the units indicated by the "Units" column except where an alternate unit is presented to the right of the result.

REPORT OF LABORATORY ANALYSIS

This report shall not be reproduced, except in full,
without the written consent of Pace Analytical Services, LLC.

Pace Analytical Services, LLC
9800 Kincey Ave. Suite 100
Huntersville, NC 28078
(704)875-9092

QUALITY CONTROL DATA

Project: UST UNKNOWN 14324
Pace Project No.: 92798105

SAMPLE DUPLICATE: 4820251

Parameter	Units	92798619001 Result	Dup Result	RPD	Qualifiers
tert-Amyl Alcohol	ug/L	ND	ND		
tert-Amylmethyl ether	ug/L	ND	ND		
tert-Butyl Alcohol	ug/L	ND	ND		
tert-Butyl Formate	ug/L	ND	ND		
Toluene	ug/L	ND	ND		
Xylene (Total)	ug/L	ND	ND		
1,2-Dichloroethane-d4 (S)	%	94	95		
4-Bromofluorobenzene (S)	%	96	100		
Toluene-d8 (S)	%	95	98		

Results presented on this page are in the units indicated by the "Units" column except where an alternate unit is presented to the right of the result.

REPORT OF LABORATORY ANALYSIS

This report shall not be reproduced, except in full,
without the written consent of Pace Analytical Services, LLC.

Pace Analytical Services, LLC
9800 Kincey Ave. Suite 100
Huntersville, NC 28078
(704)875-9092

QUALITY CONTROL DATA

Project: UST UNKNOWN 14324
Pace Project No.: 92798105

QC Batch: 938473
QC Batch Method: EPA 8260D
Analysis Method: EPA 8260D
Analysis Description: 8260 MSV SC
Laboratory: Pace Analytical Services - Charlotte
Associated Lab Samples: 92798105034, 92798105052

METHOD BLANK: 4823204 Matrix: Water
Associated Lab Samples: 92798105034, 92798105052

Parameter	Units	Blank Result	Reporting Limit	Analyzed	Qualifiers
1,2-Dichloroethane	ug/L	ND	5.0	05/29/25 12:50	
3,3-Dimethyl-1-Butanol	ug/L	ND	100	05/29/25 12:50	
Benzene	ug/L	ND	5.0	05/29/25 12:50	
Diisopropyl ether	ug/L	ND	5.0	05/29/25 12:50	
Ethanol	ug/L	ND	200	05/29/25 12:50	
Ethyl-tert-butyl ether	ug/L	ND	10.0	05/29/25 12:50	
Ethylbenzene	ug/L	ND	5.0	05/29/25 12:50	
m&p-Xylene	ug/L	ND	10.0	05/29/25 12:50	
Methyl-tert-butyl ether	ug/L	ND	5.0	05/29/25 12:50	
Naphthalene	ug/L	ND	5.0	05/29/25 12:50	
o-Xylene	ug/L	ND	5.0	05/29/25 12:50	
tert-Amyl Alcohol	ug/L	ND	100	05/29/25 12:50	
tert-Amylmethyl ether	ug/L	ND	10.0	05/29/25 12:50	
tert-Butyl Alcohol	ug/L	ND	100	05/29/25 12:50	
tert-Butyl Formate	ug/L	ND	50.0	05/29/25 12:50	
Toluene	ug/L	ND	5.0	05/29/25 12:50	
Xylene (Total)	ug/L	ND	5.0	05/29/25 12:50	
1,2-Dichloroethane-d4 (S)	%	103	70-130	05/29/25 12:50	
4-Bromofluorobenzene (S)	%	99	70-130	05/29/25 12:50	
Toluene-d8 (S)	%	104	70-130	05/29/25 12:50	

LABORATORY CONTROL SAMPLE: 4823205

Parameter	Units	Spike Conc.	LCS Result	LCS % Rec	% Rec Limits	Qualifiers
1,2-Dichloroethane	ug/L	20	20.6	103	70-130	
3,3-Dimethyl-1-Butanol	ug/L	400	360	90	70-130	
Benzene	ug/L	20	20.1	100	70-130	
Diisopropyl ether	ug/L	20	20.1	100	70-130	
Ethanol	ug/L	800	801	100	70-130	
Ethyl-tert-butyl ether	ug/L	40	38.3	96	70-130	
Ethylbenzene	ug/L	20	18.8	94	70-130	
m&p-Xylene	ug/L	40	37.8	94	70-130	
Methyl-tert-butyl ether	ug/L	20	19.4	97	70-130	
Naphthalene	ug/L	20	19.4	97	70-130	
o-Xylene	ug/L	20	18.8	94	70-130	
tert-Amyl Alcohol	ug/L	400	355	89	70-130	
tert-Amylmethyl ether	ug/L	40	35.4	89	70-130	
tert-Butyl Alcohol	ug/L	200	186	93	70-130	
tert-Butyl Formate	ug/L	160	146	91	70-130	

Results presented on this page are in the units indicated by the "Units" column except where an alternate unit is presented to the right of the result.

REPORT OF LABORATORY ANALYSIS

This report shall not be reproduced, except in full,
without the written consent of Pace Analytical Services, LLC.

Pace Analytical Services, LLC
9800 Kincey Ave. Suite 100
Huntersville, NC 28078
(704)875-9092

QUALITY CONTROL DATA

Project: UST UNKNOWN 14324
Pace Project No.: 92798105

LABORATORY CONTROL SAMPLE: 4823205

Parameter	Units	Spike Conc.	LCS Result	LCS % Rec	% Rec Limits	Qualifiers
Toluene	ug/L	20	18.7	94	70-130	
Xylene (Total)	ug/L	60	56.6	94	70-130	
1,2-Dichloroethane-d4 (S)	%			109	70-130	
4-Bromofluorobenzene (S)	%			102	70-130	
Toluene-d8 (S)	%			101	70-130	

MATRIX SPIKE & MATRIX SPIKE DUPLICATE: 4823206 4823207

Parameter	Units	92799134001 Result	MS Spike Conc.	MSD Spike Conc.	MS Result	MSD Result	MS % Rec	MSD % Rec	% Rec Limits	RPD	Qual
1,2-Dichloroethane	ug/L	ND	20	20	20.0	20.0	100	100	70-137	0	
3,3-Dimethyl-1-Butanol	ug/L	ND	400	400	429	398	107	99	39-157	8	
Benzene	ug/L	ND	20	20	22.6	21.6	113	108	70-151	4	
Diisopropyl ether	ug/L	ND	20	20	21.4	21.3	107	107	63-144	1	
Ethanol	ug/L	ND	800	800	783	785	98	98	39-176	0	
Ethyl-tert-butyl ether	ug/L	ND	40	40	40.6	40.2	101	101	66-137	1	
Ethylbenzene	ug/L	ND	20	20	20.7	20.3	104	102	66-153	2	
m&p-Xylene	ug/L	ND	40	40	42.4	41.0	106	103	69-152	3	
Methyl-tert-butyl ether	ug/L	ND	20	20	20.8	20.4	104	102	54-156	2	
Naphthalene	ug/L	ND	20	20	21.9	19.9	109	99	61-148	9	
o-Xylene	ug/L	ND	20	20	21.0	20.4	105	102	70-148	3	
tert-Amyl Alcohol	ug/L	ND	400	400	426	390	107	97	54-153	9	
tert-Amylmethyl ether	ug/L	ND	40	40	39.0	37.4	98	93	69-139	4	
tert-Butyl Alcohol	ug/L	ND	200	200	235	226	117	113	43-188	4	
tert-Butyl Formate	ug/L	ND	160	160	94.3	88.9	59	56	10-170	6	
Toluene	ug/L	ND	20	20	20.8	20.2	102	100	59-148	3	
Xylene (Total)	ug/L	ND	60	60	63.3	61.4	106	102	63-158	3	
1,2-Dichloroethane-d4 (S)	%						98	100	70-130		
4-Bromofluorobenzene (S)	%						102	103	70-130		
Toluene-d8 (S)	%						100	100	70-130		

Results presented on this page are in the units indicated by the "Units" column except where an alternate unit is presented to the right of the result.

REPORT OF LABORATORY ANALYSIS

This report shall not be reproduced, except in full,
without the written consent of Pace Analytical Services, LLC.

Pace Analytical Services, LLC
9800 Kincey Ave. Suite 100
Huntersville, NC 28078
(704)875-9092

QUALITY CONTROL DATA

Project: UST UNKNOWN 14324
Pace Project No.: 92798105

QC Batch: 938179 Analysis Method: EPA 8011
QC Batch Method: EPA 8011 Analysis Description: GCS 8011 EDB DBCP
Laboratory: Pace Analytical Services - Charlotte
Associated Lab Samples: 92798105001, 92798105002, 92798105003, 92798105004, 92798105005, 92798105006, 92798105007

METHOD BLANK: 4821728 Matrix: Water
Associated Lab Samples: 92798105001, 92798105002, 92798105003, 92798105004, 92798105005, 92798105006, 92798105007

Parameter	Units	Blank Result	Reporting Limit	Analyzed	Qualifiers
1,2-Dibromoethane (EDB)	ug/L	ND	0.022	05/29/25 22:43	
1-Chloro-2-bromopropane (S)	%	119	60-140	05/29/25 22:43	

LABORATORY CONTROL SAMPLE & LCSD: 4821729 4821730

Parameter	Units	Spike Conc.	LCS Result	LCSD Result	LCS % Rec	LCSD % Rec	% Rec Limits	RPD	Max RPD	Qualifiers
1,2-Dibromoethane (EDB)	ug/L	0.27	0.36	0.37	131	132	60-140	2	20	
1-Chloro-2-bromopropane (S)	%				111	114	60-140			

MATRIX SPIKE & MATRIX SPIKE DUPLICATE: 4821732 4821733

Parameter	Units	92797187015 Result	MS Spike Conc.	MSD Spike Conc.	MS Result	MSD Result	MS % Rec	MSD % Rec	% Rec Limits	RPD	Qual
1,2-Dibromoethane (EDB)	ug/L	ND	0.27	0.27	0.36	0.36	132	134	60-140	1	
1-Chloro-2-bromopropane (S)	%						107	109	60-140		

SAMPLE DUPLICATE: 4821731

Parameter	Units	92797187013 Result	Dup Result	RPD	Qualifiers
1,2-Dibromoethane (EDB)	ug/L	ND	ND		
1-Chloro-2-bromopropane (S)	%	118	113		

Results presented on this page are in the units indicated by the "Units" column except where an alternate unit is presented to the right of the result.

REPORT OF LABORATORY ANALYSIS

This report shall not be reproduced, except in full,
without the written consent of Pace Analytical Services, LLC.

Pace Analytical Services, LLC
9800 Kincey Ave. Suite 100
Huntersville, NC 28078
(704)875-9092

QUALITY CONTROL DATA

Project: UST UNKNOWN 14324
Pace Project No.: 92798105

QC Batch: 938181 Analysis Method: EPA 8011
QC Batch Method: EPA 8011 Analysis Description: GCS 8011 EDB DBCP
Laboratory: Pace Analytical Services - Charlotte

Associated Lab Samples: 92798105009, 92798105010, 92798105011, 92798105012, 92798105013, 92798105014, 92798105015, 92798105016, 92798105017, 92798105018, 92798105019, 92798105020, 92798105021, 92798105022, 92798105023, 92798105024, 92798105025, 92798105026, 92798105027, 92798105028

METHOD BLANK: 4821735 Matrix: Water

Associated Lab Samples: 92798105009, 92798105010, 92798105011, 92798105012, 92798105013, 92798105014, 92798105015, 92798105016, 92798105017, 92798105018, 92798105019, 92798105020, 92798105021, 92798105022, 92798105023, 92798105024, 92798105025, 92798105026, 92798105027, 92798105028

Parameter	Units	Blank Result	Reporting Limit	Analyzed	Qualifiers
1,2-Dibromoethane (EDB)	ug/L	ND	0.021	05/29/25 00:15	
1-Chloro-2-bromopropane (S)	%	116	60-140	05/29/25 00:15	

LABORATORY CONTROL SAMPLE & LCSD: 4821736 4821737

Parameter	Units	Spike Conc.	LCS Result	LCSD Result	LCS % Rec	LCSD % Rec	% Rec Limits	RPD	Max RPD	Qualifiers
1,2-Dibromoethane (EDB)	ug/L	0.27	0.34	0.34	125	127	60-140	2	20	
1-Chloro-2-bromopropane (S)	%				116	120	60-140			

MATRIX SPIKE & MATRIX SPIKE DUPLICATE: 4821739 4821740

Parameter	Units	92798105010 Result	MS Spike Conc.	MSD Spike Conc.	MS Result	MSD Result	MS % Rec	MSD % Rec	% Rec Limits	RPD	Qual
1,2-Dibromoethane (EDB)	ug/L	45.4	0.27	0.27	49.0	37.5	1340	-2890	60-140	26	
1-Chloro-2-bromopropane (S)	%						152	148	60-140		S3

SAMPLE DUPLICATE: 4821738

Parameter	Units	92798105009 Result	Dup Result	RPD	Qualifiers
1,2-Dibromoethane (EDB)	ug/L	ND	ND		
1-Chloro-2-bromopropane (S)	%	117	123		

Results presented on this page are in the units indicated by the "Units" column except where an alternate unit is presented to the right of the result.

REPORT OF LABORATORY ANALYSIS

This report shall not be reproduced, except in full,
without the written consent of Pace Analytical Services, LLC.

Pace Analytical Services, LLC
9800 Kincey Ave. Suite 100
Huntersville, NC 28078
(704)875-9092

QUALITY CONTROL DATA

Project: UST UNKNOWN 14324
Pace Project No.: 92798105

QC Batch: 938182
QC Batch Method: EPA 8011
Analysis Method: EPA 8011
Analysis Description: GCS 8011 EDB DBCP
Laboratory: Pace Analytical Services - Charlotte
Associated Lab Samples: 92798105029, 92798105030, 92798105031, 92798105032, 92798105033, 92798105034, 92798105035, 92798105036, 92798105038, 92798105039, 92798105040, 92798105041, 92798105042, 92798105043, 92798105044, 92798105045, 92798105046, 92798105047, 92798105048, 92798105049

METHOD BLANK: 4821741 Matrix: Water
Associated Lab Samples: 92798105029, 92798105030, 92798105031, 92798105032, 92798105033, 92798105034, 92798105035, 92798105036, 92798105038, 92798105039, 92798105040, 92798105041, 92798105042, 92798105043, 92798105044, 92798105045, 92798105046, 92798105047, 92798105048, 92798105049

Parameter	Units	Blank Result	Reporting Limit	Analyzed	Qualifiers
1,2-Dibromoethane (EDB)	ug/L	ND	0.022	05/28/25 19:28	
1-Chloro-2-bromopropane (S)	%	103	60-140	05/28/25 19:28	

LABORATORY CONTROL SAMPLE & LCSD: 4821742 4821743

Parameter	Units	Spike Conc.	LCS Result	LCSD Result	LCS % Rec	LCSD % Rec	% Rec Limits	RPD	Max RPD	Qualifiers
1,2-Dibromoethane (EDB)	ug/L	0.27	0.30	0.30	112	109	60-140	2	20	
1-Chloro-2-bromopropane (S)	%				102	98	60-140			

MATRIX SPIKE & MATRIX SPIKE DUPLICATE: 4821745 4821746

Parameter	Units	92798105030 Result	MS Spike Conc.	MSD Spike Conc.	MS Result	MSD Result	MS % Rec	MSD % Rec	% Rec Limits	RPD	Qual
1,2-Dibromoethane (EDB)	ug/L	ND	0.27	0.27	0.32	0.33	122	123	60-140	1	
1-Chloro-2-bromopropane (S)	%						104	103	60-140		

SAMPLE DUPLICATE: 4821744

Parameter	Units	92798105029 Result	Dup Result	RPD	Qualifiers
1,2-Dibromoethane (EDB)	ug/L	ND	ND		
1-Chloro-2-bromopropane (S)	%	88	104		

Results presented on this page are in the units indicated by the "Units" column except where an alternate unit is presented to the right of the result.

REPORT OF LABORATORY ANALYSIS

This report shall not be reproduced, except in full,
without the written consent of Pace Analytical Services, LLC.

Pace Analytical Services, LLC
9800 Kincey Ave. Suite 100
Huntersville, NC 28078
(704)875-9092

QUALITY CONTROL DATA

Project: UST UNKNOWN 14324
Pace Project No.: 92798105

QC Batch: 938365
QC Batch Method: EPA 8011
Analysis Method: EPA 8011
Analysis Description: GCS 8011 EDB DBCP
Laboratory: Pace Analytical Services - Charlotte
Associated Lab Samples: 92798105037, 92798105052, 92798105053

METHOD BLANK: 4822742 Matrix: Water
Associated Lab Samples: 92798105037, 92798105052, 92798105053

Parameter	Units	Blank Result	Reporting Limit	Analyzed	Qualifiers
1,2-Dibromoethane (EDB)	ug/L	ND	0.020	05/30/25 00:59	
1-Chloro-2-bromopropane (S)	%	113	60-140	05/30/25 00:59	

LABORATORY CONTROL SAMPLE & LCSD: 4822743 4822744

Parameter	Units	Spike Conc.	LCS Result	LCSD Result	LCS % Rec	LCSD % Rec	% Rec Limits	RPD	Max RPD	Qualifiers
1,2-Dibromoethane (EDB)	ug/L	0.25	0.24	0.25	96	100	60-140	4	20	
1-Chloro-2-bromopropane (S)	%				85	92	60-140			

MATRIX SPIKE & MATRIX SPIKE DUPLICATE: 4822746 4822747

Parameter	Units	92798102008 Result	MS Spike Conc.	MSD Spike Conc.	MS Result	MSD Result	MS % Rec	MSD % Rec	% Rec Limits	RPD	Qual
1,2-Dibromoethane (EDB)	ug/L	ND	0.25	0.25	0.22	0.23	85	90	60-140	5	
1-Chloro-2-bromopropane (S)	%						82	85	60-140		

SAMPLE DUPLICATE: 4822745

Parameter	Units	92798102007 Result	Dup Result	RPD	Qualifiers
1,2-Dibromoethane (EDB)	ug/L	ND	ND		
1-Chloro-2-bromopropane (S)	%	78	79		

Results presented on this page are in the units indicated by the "Units" column except where an alternate unit is presented to the right of the result.

REPORT OF LABORATORY ANALYSIS

This report shall not be reproduced, except in full,
without the written consent of Pace Analytical Services, LLC.

Pace Analytical Services, LLC
9800 Kincey Ave. Suite 100
Huntersville, NC 28078
(704)875-9092

QUALIFIERS

Project: UST UNKNOWN 14324
Pace Project No.: 92798105

DEFINITIONS

DF - Dilution Factor, if reported, represents the factor applied to the reported data due to dilution of the sample aliquot.

ND - Not Detected at or above adjusted reporting limit.

TNTC - Too Numerous To Count

J - Estimated concentration above the adjusted method detection limit and below the adjusted reporting limit.

MDL - Adjusted Method Detection Limit.

PQL - Practical Quantitation Limit.

RL - Reporting Limit - The lowest concentration value that meets project requirements for quantitative data with known precision and bias for a specific analyte in a specific matrix.

S - Surrogate

1,2-Diphenylhydrazine decomposes to and cannot be separated from Azobenzene using Method 8270. The result for each analyte is a combined concentration.

Consistent with EPA guidelines, unrounded data are displayed and have been used to calculate % recovery and RPD values.

LCS(D) - Laboratory Control Sample (Duplicate)

MS(D) - Matrix Spike (Duplicate)

DUP - Sample Duplicate

RPD - Relative Percent Difference

NC - Not Calculable.

SG - Silica Gel - Clean-Up

U - Indicates the compound was analyzed for, but not detected.

Acid preservation may not be appropriate for 2 Chloroethylvinyl ether.

A separate vial preserved to a pH of 4-5 is recommended in SW846 Chapter 4 for the analysis of Acrolein and Acrylonitrile by EPA Method 8260.

N-Nitrosodiphenylamine decomposes and cannot be separated from Diphenylamine using Method 8270. The result reported for each analyte is a combined concentration.

Reported results are not rounded until the final step prior to reporting. Therefore, calculated parameters that are typically reported as "Total" may vary slightly from the sum of the reported component parameters.

Pace Analytical is TNI accredited. Contact your Pace PM for the current list of accredited analytes.

TNI - The NELAC Institute.

ANALYTE QUALIFIERS

C8	Result may be biased high due to carryover from previously analyzed sample.
D6	The precision between the sample and sample duplicate exceeded laboratory control limits.
IK	The recalculated concentration of the calibration standard(s) did not meet method acceptance criteria; this result should be considered an estimated value.
M1	Matrix spike recovery exceeded QC limits. Batch accepted based on laboratory control sample (LCS) recovery.
MS	Analyte recovery in the matrix spike was outside QC limits for one or more of the constituent analytes used in the calculated result.
S3	Surrogate recovery exceeded laboratory control limits. Analyte presence below reporting limits in associated sample.
S4	Surrogate recovery not evaluated against control limits due to sample dilution.
v1	The continuing calibration verification was above the method acceptance limit. Any detection for the analyte in the associated samples may have a high bias.
v2	The continuing calibration verification was below the method acceptance limit. The analyte was not detected in the associated samples and the sensitivity of the instrument was verified with a reporting limit check standard.
v3	The continuing calibration verification was below the method acceptance limit. Any detection for the analyte in the associated samples may have low bias.

This report shall not be reproduced, except in full,
without the written consent of Pace Analytical Services, LLC.

Pace Analytical Services, LLC
9800 Kincey Ave. Suite 100
Huntersville, NC 28078
(704)875-9092

QUALITY CONTROL DATA CROSS REFERENCE TABLE

Project: UST UNKNOWN 14324
Pace Project No.: 92798105

Lab ID	Sample ID	QC Batch Method	QC Batch	Analytical Method	Analytical Batch
92798105001	**MW-1**	EPA 8011	938179	EPA 8011	938259
92798105002	**MW-2**	EPA 8011	938179	EPA 8011	938259
92798105003	**MW-4**	EPA 8011	938179	EPA 8011	938259
92798105004	**MW-5**	EPA 8011	938179	EPA 8011	938259
92798105005	**MW-12**	EPA 8011	938179	EPA 8011	938259
92798105006	**MW-19R**	EPA 8011	938179	EPA 8011	938259
92798105007	**MW-20**	EPA 8011	938179	EPA 8011	938259
92798105009	**MW-21R**	EPA 8011	938181	EPA 8011	938260
92798105010	**MW-22**	EPA 8011	938181	EPA 8011	938260
92798105011	**MW-24**	EPA 8011	938181	EPA 8011	938260
92798105012	**MW-25**	EPA 8011	938181	EPA 8011	938260
92798105013	**MW-26**	EPA 8011	938181	EPA 8011	938260
92798105014	**MW-27**	EPA 8011	938181	EPA 8011	938260
92798105015	**MW-28**	EPA 8011	938181	EPA 8011	938260
92798105016	**MW-29**	EPA 8011	938181	EPA 8011	938260
92798105017	**MW-31**	EPA 8011	938181	EPA 8011	938260
92798105018	**MW-32**	EPA 8011	938181	EPA 8011	938260
92798105019	**DW-1**	EPA 8011	938181	EPA 8011	938260
92798105020	**DW-2**	EPA 8011	938181	EPA 8011	938260
92798105021	**DW-3**	EPA 8011	938181	EPA 8011	938260
92798105022	**DW-4**	EPA 8011	938181	EPA 8011	938260
92798105023	**DW-5**	EPA 8011	938181	EPA 8011	938260
92798105024	**DW-6**	EPA 8011	938181	EPA 8011	938260
92798105025	**DDW-1 (83.5)**	EPA 8011	938181	EPA 8011	938260
92798105026	**DDW-1 (92.5)**	EPA 8011	938181	EPA 8011	938260
92798105027	**DDW-1 (102.5)**	EPA 8011	938181	EPA 8011	938260
92798105028	**DDW-1 (112.5)**	EPA 8011	938181	EPA 8011	938260
92798105029	**DDW-1 (119.5)**	EPA 8011	938182	EPA 8011	938261
92798105030	**DDW-2**	EPA 8011	938182	EPA 8011	938261
92798105031	**DDW-3**	EPA 8011	938182	EPA 8011	938261
92798105032	**DDW-4**	EPA 8011	938182	EPA 8011	938261
92798105033	**RW-1**	EPA 8011	938182	EPA 8011	938261
92798105034	**RW-2**	EPA 8011	938182	EPA 8011	938261
92798105035	**RW-3**	EPA 8011	938182	EPA 8011	938261
92798105036	**RW-4**	EPA 8011	938182	EPA 8011	938261
92798105037	**RW-5**	EPA 8011	938365	EPA 8011	938627
92798105038	**EP-4**	EPA 8011	938182	EPA 8011	938261
92798105039	**EP-12**	EPA 8011	938182	EPA 8011	938261
92798105040	**EP-16**	EPA 8011	938182	EPA 8011	938261
92798105041	**EP-20**	EPA 8011	938182	EPA 8011	938261
92798105042	**SW-1**	EPA 8011	938182	EPA 8011	938261
92798105043	**SW-2**	EPA 8011	938182	EPA 8011	938261
92798105044	**SW-3**	EPA 8011	938182	EPA 8011	938261
92798105045	**SW-4**	EPA 8011	938182	EPA 8011	938261
92798105046	**DUP-1**	EPA 8011	938182	EPA 8011	938261
92798105047	**DUP-2**	EPA 8011	938182	EPA 8011	938261
92798105048	**DUP-3**	EPA 8011	938182	EPA 8011	938261

REPORT OF LABORATORY ANALYSIS

This report shall not be reproduced, except in full,
without the written consent of Pace Analytical Services, LLC.

Pace Analytical Services, LLC
9800 Kincey Ave. Suite 100
Huntersville, NC 28078
(704)875-9092

QUALITY CONTROL DATA CROSS REFERENCE TABLE

Project: UST UNKNOWN 14324
Pace Project No.: 92798105

Lab ID	Sample ID	QC Batch Method	QC Batch	Analytical Method	Analytical Batch
92798105049	**FB-1**	EPA 8011	938182	EPA 8011	938261
92798105052	**MW-13**	EPA 8011	938365	EPA 8011	938627
92798105053	**GAC**	EPA 8011	938365	EPA 8011	938627
92798105042	**SW-1**	EPA 8260D	937445		
92798105043	**SW-2**	EPA 8260D	937445		
92798105044	**SW-3**	EPA 8260D	937233		
92798105045	**SW-4**	EPA 8260D	937445		
92798105001	**MW-1**	EPA 8260D	937889		
92798105002	**MW-2**	EPA 8260D	937431		
92798105003	**MW-4**	EPA 8260D	937893		
92798105004	**MW-5**	EPA 8260D	937253		
92798105005	**MW-12**	EPA 8260D	937893		
92798105006	**MW-19R**	EPA 8260D	937253		
92798105007	**MW-20**	EPA 8260D	937431		
92798105009	**MW-21R**	EPA 8260D	937431		
92798105010	**MW-22**	EPA 8260D	937893		
92798105011	**MW-24**	EPA 8260D	937893		
92798105012	**MW-25**	EPA 8260D	937487		
92798105013	**MW-26**	EPA 8260D	937647		
92798105014	**MW-27**	EPA 8260D	937487		
92798105015	**MW-28**	EPA 8260D	937487		
92798105016	**MW-29**	EPA 8260D	937253		
92798105017	**MW-31**	EPA 8260D	937487		
92798105018	**MW-32**	EPA 8260D	937487		
92798105019	**DW-1**	EPA 8260D	937889		
92798105020	**DW-2**	EPA 8260D	937253		
92798105021	**DW-3**	EPA 8260D	937889		
92798105022	**DW-4**	EPA 8260D	937889		
92798105023	**DW-5**	EPA 8260D	937487		
92798105024	**DW-6**	EPA 8260D	937487		
92798105025	**DDW-1 (83.5)**	EPA 8260D	937487		
92798105026	**DDW-1 (92.5)**	EPA 8260D	937487		
92798105027	**DDW-1 (102.5)**	EPA 8260D	937250		
92798105028	**DDW-1 (112.5)**	EPA 8260D	937250		
92798105029	**DDW-1 (119.5)**	EPA 8260D	937250		
92798105030	**DDW-2**	EPA 8260D	937250		
92798105031	**DDW-3**	EPA 8260D	937250		
92798105032	**DDW-4**	EPA 8260D	937250		

REPORT OF LABORATORY ANALYSIS

This report shall not be reproduced, except in full,
without the written consent of Pace Analytical Services, LLC.

Pace Analytical Services, LLC
9800 Kincey Ave. Suite 100
Huntersville, NC 28078
(704)875-9092

QUALITY CONTROL DATA CROSS REFERENCE TABLE

Project: UST UNKNOWN 14324
Pace Project No.: 92798105

Lab ID	Sample ID	QC Batch Method	QC Batch	Analytical Method	Analytical Batch
92798105033	**RW-1**	EPA 8260D	937431		
92798105034	**RW-2**	EPA 8260D	938473		
92798105035	**RW-3**	EPA 8260D	937253		
92798105036	**RW-4**	EPA 8260D	937431		
92798105037	**RW-5**	EPA 8260D	937431		
92798105038	**EP-4**	EPA 8260D	937893		
92798105039	**EP-12**	EPA 8260D	937431		
92798105040	**EP-16**	EPA 8260D	937647		
92798105041	**EP-20**	EPA 8260D	937431		
92798105046	**DUP-1**	EPA 8260D	937647		
92798105047	**DUP-2**	EPA 8260D	937647		
92798105048	**DUP-3**	EPA 8260D	937647		
92798105049	**FB-1**	EPA 8260D	937255		
92798105050	**TB-1**	EPA 8260D	937255		
92798105051	**TB-2**	EPA 8260D	937255		
92798105052	**MW-13**	EPA 8260D	938473		
92798105053	**GAC**	EPA 8260D	937430		

This report shall not be reproduced, except in full,
without the written consent of Pace Analytical Services, LLC.

Pace	DC#_Title: ENV-FRM-HUN1-0083 v05_Sample Condition Upon Receipt
	Effective Date: 05/24/2024

Laboratory receiving samples:

Asheville ☐ Eden ☐ Greenwood ☐ Huntersville ☑ Raleigh ☐ Mechanicsville ☐ Atlanta ☐ Kernersville ☐

Sample Condition Upon Receipt

Client Name: Midlands Environmental

Project # WO# : 92798105

92798105

Courier: ☐ Commercial ☐ Fed Ex ☑ Pace ☐ UPS ☐ USPS ☐ Other:____ ☐ Client

Custody Seal Present? ☐ Yes ☑ No Seals Intact? ☐ Yes ☐ No ☑ N/A

Date/Initials Person Examining Contents: JCC 5-21-25

Packing Material: ☐ Bubble Wrap ☑ Bubble Bags ☐ None ☐ Other

Biological Tissue Frozen? ☐ Yes ☐ No ☑ N/A

Thermometer: ☑ IR Gun ID: 92T083

Type of Ice: ☑ Wet ☐ Blue ☐ None

Cooler Temp: 2.5 Correction Factor: Add/Subtract (°C) 0

Cooler Temp Corrected (°C): 2.5

Temp should be above freezing to 6°C

☐ Samples out of temp criteria. Samples on ice, cooling process has begun

USDA Regulated Soil (☑ N/A, water sample)

Did samples originate in a quarantine zone within the United States: CA, NY, or SC (check maps)? ☐ Yes ☐ No

Did samples originate from a foreign source (internationally, including Hawaii and Puerto Rico)? ☐ Yes ☐ No

				Comments/Discrepancy:
Chain of Custody Present?	☑ Yes	☐ No	☐ N/A	1.
Samples Arrived within Hold Time?	☑ Yes	☐ No	☐ N/A	2.
Short Hold Time Analysis (<72 hr.)?	☐ Yes	☑ No	☐ N/A	3.
Rush Turn Around Time Requested?	☐ Yes	☑ No	☐ N/A	4.
Sufficient Volume?	☑ Yes	☐ No	☐ N/A	5.
Correct Containers Used?	☑ Yes	☐ No	☐ N/A	6.
-Pace Containers Used?	☑ Yes	☐ No	☐ N/A	
Containers Intact?	☑ Yes	☐ No	☐ N/A	7.
Dissolved analysis: Samples Field Filtered?	☐ Yes	☑ No	☐ N/A	8.
Sample Labels Match COC?	☑ Yes	☐ No	☐ N/A	9.
-Includes Date/Time/ID/Analysis Matrix: WT				
Headspace in VOA Vials (>5-6mm)?	☐ Yes	☑ No	☐ N/A	10.
Trip Blank Present?	☑ Yes	☐ No	☐ N/A	11.
Trip Blank Custody Seals Present?	☑ Yes	☐ No	☐ N/A	

COMMENTS/SAMPLE DISCREPANCY

Field Data Required? ☐ Yes ☐ No

Lot ID of split containers:

CLIENT NOTIFICATION/RESOLUTION

Person contacted: _____ Date/Time: _____

Project Manager SCURF Review: _____ Date: _____

Project Manager SRF Review: _____ Date: _____

Pace	DC#_Title: ENV-FRM-HUN1-0083 v05_Sample Condition Upon Receipt
	Effective Date: 05/24/2024

1

*Check mark top half of box if pH and/or dechlorination is verified and within the acceptance range for preservation samples.
Exceptions: VOA, Coliform, TOC, Oil and Grease, DRO/8015 (water) DOC, LLHg
**Bottom half of box is to list number of bottles
***Check all unpreserved Nitrates for chlorine

Project #

WO#: 92798105
PM: BH Due Date: 05/30/25
CLIENT: 92-MIDLAND

Laboratory Receiving Location: Asheville ☐ Eden ☐ Greenwood ☐ Huntersville ☐ Raleigh ☐ Mechanicsville ☐ Atlanta ☐

Client_____ Profile/EZ (Circle one)_____ Notes_____

Item#	BP4U-125 mL Plastic Unpreserved (N/A) (Cl-)	BP3U-250 mL Plastic Unpreserved (N/A)	BP2U-500 mL Plastic Unpreserved (N/A)	BP1U-1 liter Plastic Unpreserved (N/A)		BP4S-125 mL Plastic H2SO4 (pH < 2) (Cl-)	BP3N-250 mL plastic HNO3 (pH < 2)	BP4Z-125 mL Plastic ZN Acetate & NaOH (>9)	BP4B-125 mL Plastic NaOH (pH > 12) (Cl-)	WGFU-Wide-mouthed Glass jar Unpreserved	AG1U-1 liter Amber Unpreserved (N/A) (Cl-)	AG1H-1 liter Amber HCl (pH < 2)	AG3U-250 mL Amber Unpreserved (N/A) (Cl-)	AG1S-1 liter Amber H2SO4 (pH < 2)	AG3S-250 mL Amber H2SO4 (pH < 2)	DG8A-40 mL Amber NH4Cl (N/A)(Cl-)	DG9H-40 mL VOA HCl (N/A)	VG9T-40 mL VOA Na2S2O3 (N/A)	VG9U-40 mL VOA Unpreserved (N/A)	DG9V-40 mL VOA H3PO4 (N/A)	KP7U-50 mL Plastic Unpreserved (N/A)	V/GK (3 vials per kit)-VPH/Gas kit (N/A)	SP5T-125 mL Sterile Plastic (N/A – lab)	SP2T-250 mL Sterile Plastic (N/A – lab)		BP3R-250 mL Plastic (NH2)2SO4 (9.3-9.7)	AG0U-100 mL Amber Unpreserved (N/A) (Cl-)	VSGU-20 mL Scintillation vials (N/A)	DG9U-40 mL Amber Unpreserved vials (N/A)
CC																													
1																	6												
2																	6												
3																	6												
4																	6												
5																	6												
6																	6												
7																	6												
8																	6												
9																	6												
10																	6												
11																													
12																													

pH Adjustment Log for Preserved Samples

Sample ID	Type of Preservative	pH upon receipt	Date preservation adjusted	Time preservation adjusted	Amount of Preservative added	Lot #

Note: Whenever there is a discrepancy affecting North Carolina compliance samples, a copy of this form will be sent to the North Carolina DENR Certification Office (i.e. Out of hold, incorrect preservative, out of temp, incorrect containers.

Pace	DC#_Title: ENV-FRM-HUN1-0083 v05_Sample Condition Upon Receipt	2
	Effective Date: 05/24/2024	

*Check mark top half of box if pH and/or dechlorination is verified and within the acceptance range for preservation samples.
Exceptions: VOA, Coliform, TOC, Oil and Grease, DRO/8015 (water) DOC, LLHg
**Bottom half of box is to list number of bottles
***Check all unpreserved Nitrates for chlorine

Project #

Laboratory Receiving Location: Asheville ☐ Eden ☐ Greenwood ☐ Huntersville ☐ Raleigh ☐ Mechanicsville ☐ Atlanta ☐ Kernersville ☐

Client_____ Profile/EZ (Circle one)_____ Notes_____

Item#	BP4U-125 mL Plastic Unpreserved (N/A) (Cl-)	BP3U-250 mL Plastic Unpreserved (N/A)	BP2U-500 mL Plastic Unpreserved (N/A)	BP1U-1 liter Plastic Unpreserved (N/A)		BP4S-125 mL Plastic H2SO4 (pH < 2) (Cl-)	BP3N-250 mL plastic HNO3 (pH < 2)	BP4Z-125 mL Plastic Zn Acetate & NaOH (>9)	BP4B-125 mL Plastic NaOH (pH > 12) (Cl-)	WGFU-Wide-mouthed Glass jar Unpreserved	AG1U-1 liter Amber Unpreserved (N/A) (Cl-)	AG1H-1 liter Amber HCl (pH < 2)	AG3U-250 mL Amber Unpreserved (N/A) (Cl-)	AG1S-1 liter Amber H2SO4 (pH < 2)	AG3S-250 mL Amber H2SO4 (pH < 2)	DG9-40 mL Amber NH4Cl (N/A)(Cl-)	DG9H-40 mL VOA HCl (N/A)	VG9T-40 mL VOA Na2S2O3 (N/A)	VG9U-40 mL VOA Unpreserved (N/A)	DG9V-40 mL VOA H3PO4 (N/A)	KP7U-50 mL Plastic Unpreserved (N/A)	V/GK (3 vials per kit)-VPH/Gas kit (N/A)	SP5T-125 mL Sterile Plastic (N/A – lab)	SP2T-250 mL Sterile Plastic (N/A – lab)		BP3R-250 mL Plastic (NH2)2SO4 (9.3-9.7)	AG0U-100 mL Amber Unpreserved (N/A) (Cl-)	VSGU-20 mL Scintillation vials (N/A)	DG9U-40 mL Amber Unpreserved vials (N/A)
CC																													
1																	6												
2																	6												
3																	6												
4																	6												
5																	6												
6																	6												
7																	6												
8																	6												
9																	6												
10																	6												
11																													
12																													

pH Adjustment Log for Preserved Samples

Sample ID	Type of Preservative	pH upon receipt	Date preservation adjusted	Time preservation adjusted	Amount of Preservative added	Lot #

Note: Whenever there is a discrepancy affecting North Carolina compliance samples, a copy of this form will be sent to the North Carolina DENR Certification Office (i.e. Out of hold, incorrect preservative, out of temp, incorrect containers.

Pace	DC#_Title: ENV-FRM-HUN1-0083 v05_Sample Condition Upon Receipt
	Effective Date: 05/24/2024

3

*Check mark top half of box if pH and/or dechlorination is verified and within the acceptance range for preservation samples.
Exceptions: VOA, Coliform, TOC, Oil and Grease, DRO/8015 (water) DOC, LLHg
**Bottom half of box is to list number of bottles
***Check all unpreserved Nitrates for chlorine

Project #

Laboratory Receiving Location: Asheville ☐ Eden ☐ Greenwood ☐ Huntersville ☐ Raleigh ☐ Mechanicsville ☐ Atlanta ☐ Kernersville ☐

Client_____ Profile/EZ (Circle one)_____ Notes_____

Item#	BP4U-125 mL Plastic Unpreserved (N/A) (Cl-)	BP3U-250 mL Plastic Unpreserved (N/A)	BP2U-500 mL Plastic Unpreserved (N/A)	BP1U-1 liter Plastic Unpreserved (N/A)		BP4S-125 mL Plastic H2SO4 (pH < 2) (Cl-)	BP3N-250 mL plastic HNO3 (pH < 2)	BP4Z-125 mL Plastic Zn Acetate & NaOH (>9)	BP4B-125 mL Plastic NaOH (pH > 12) (Cl-)	WGFU-Wide-mouthed Glass jar Unpreserved	AG1U-1 liter Amber Unpreserved (N/A) (Cl-)	AG1H-1 liter Amber HCl (pH < 2)	AG3U-250 mL Amber Unpreserved (N/A) (Cl-)	AG1S-1 liter Amber H2SO4 (pH < 2)	AG3S-250 mL Amber H2SO4 (pH < 2)	DG94-40 mL Amber NH4Cl (N/A)(Cl-)	DG9H-40 mL VOA HCl (N/A)	VG9T-40 mL VOA Na2S2O3 (N/A)	VG9U-40 mL VOA Unpreserved (N/A)	DG9V-40 mL VOA H3PO4 (N/A)	KP7U-50 mL Plastic Unpreserved (N/A)	V/GK (3 vials per kit)-VPH/Gas kit (N/A)	SP5T-125 mL Sterile Plastic (N/A – lab)	SP2T-250 mL Sterile Plastic (N/A – lab)		BP3R-250 mL Plastic (NH2)2SO4 (9.3-9.7)	AG0U-100 mL Amber Unpreserved (N/A) (Cl-)	VSGU-20 mL Scintillation vials (N/A)	DG9U-40 mL Amber Unpreserved vials (N/A)
CC																													
1																	6												
2																	6												
3																	6												
4																	6												
5																	6												
6																	6												
7																	6												
8																	6												
9																	6												
10																	6												
11																													
12																													

pH Adjustment Log for Preserved Samples

Sample ID	Type of Preservative	pH upon receipt	Date preservation adjusted	Time preservation adjusted	Amount of Preservative added	Lot #

Note: Whenever there is a discrepancy affecting North Carolina compliance samples, a copy of this form will be sent to the North Carolina DENR Certification Office (i.e. Out of hold, incorrect preservative, out of temp, incorrect containers.

Pace	DC#_Title: ENV-FRM-HUN1-0083 v05_Sample Condition Upon Receipt	4
	Effective Date: 05/24/2024	

*Check mark top half of box if pH and/or dechlorination is verified and within the acceptance range for preservation samples.
Exceptions: VOA, Coliform, TOC, Oil and Grease, DRO/8015 (water) DOC, LLHg
**Bottom half of box is to list number of bottles
***Check all unpreserved Nitrates for chlorine

Project #

Laboratory Receiving Location: Asheville ☐ Eden ☐ Greenwood ☐ Huntersville ☐ Raleigh ☐ Mechanicsville ☐ Atlanta ☐ Kernersville ☐

Client_____ Profile/EZ (Circle one)_____ Notes_____

Item#	BP4U-125 mL Plastic Unpreserved (N/A) (Cl-)	BP3U-250 mL Plastic Unpreserved (N/A)	BP2U-500 mL Plastic Unpreserved (N/A)	BP1U-1 liter Plastic Unpreserved (N/A)		BP4S-125 mL Plastic H2SO4 (pH < 2) (Cl-)	BP3N-250 mL plastic HNO3 (pH < 2)	BP4Z-125 mL Plastic ZN Acetate & NaOH (>9)	BP4B-125 mL Plastic NaOH (pH > 12) (Cl-)	WGFU-Wide-mouthed Glass jar Unpreserved	AG1U-1 liter Amber Unpreserved (N/A) (Cl-)	AG1H-1 liter Amber HCl (pH < 2)	AG3U-250 mL Amber Unpreserved (N/A) (Cl-)	AG1S-1 liter Amber H2SO4 (pH < 2)	AG3S-250 mL Amber H2SO4 (pH < 2)	DG94-40 mL Amber NH4Cl (N/A)(Cl-)	DG9H-40 mL VOA HCl (N/A)	VG9T-40 mL VOA Na2S2O3 (N/A)	VG9U-40 mL VOA Unpreserved (N/A)	DG9V-40 mL VOA H3PO4 (N/A)	KP7U-50 mL Plastic Unpreserved (N/A)	V/GK (3 vials per kit)-VPH/Gas kit (N/A)	SP5T-125 mL Sterile Plastic (N/A – lab)	SP2T-250 mL Sterile Plastic (N/A – lab)		BP3R-250 mL Plastic (NH2)2SO4 (9.3-9.7)	AG0U-100 mL Amber Unpreserved (N/A) (Cl-)	VSGU-20 mL Scintillation vials (N/A)	DG9U-40 mL Amber Unpreserved vials (N/A)
CC																													
1																	6												
2																	6												
3																	6												
4																	6												
5																	2												
6																	6												
7																	6												
8																	6												
9																	6												
10																	6												
11																													
12																													

pH Adjustment Log for Preserved Samples

Sample ID	Type of Preservative	pH upon receipt	Date preservation adjusted	Time preservation adjusted	Amount of Preservative added	Lot #

Note: Whenever there is a discrepancy affecting North Carolina compliance samples, a copy of this form will be sent to the North Carolina DENR Certification Office (i.e. Out of hold, incorrect preservative, out of temp, incorrect containers.

Pace	DC#_Title: ENV-FRM-HUN1-0083 v05_Sample Condition Upon Receipt	5
	Effective Date: 05/24/2024	

*Check mark top half of box if pH and/or dechlorination is verified and within the acceptance range for preservation samples.
Exceptions: VOA, Coliform, TOC, Oil and Grease, DRO/8015 (water) DOC, LLHg
**Bottom half of box is to list number of bottles
***Check all unpreserved Nitrates for chlorine

Project #

Laboratory Receiving Location: Asheville ☐ Eden ☐ Greenwood ☐ Huntersville ☐ Raleigh ☐ Mechanicsville ☐ Atlanta ☐ Kernersville ☐

Client_____ Profile/EZ (Circle one)_____ Notes_____

Item#	BP4U-125 mL Plastic Unpreserved (N/A) (Cl-)	BP3U-250 mL Plastic Unpreserved (N/A)	BP2U-500 mL Plastic Unpreserved (N/A)	BP1U-1 liter Plastic Unpreserved (N/A)		BP4S-125 mL Plastic H2SO4 (pH < 2) (Cl-)	BP3N-250 mL plastic HNO3 (pH < 2)	BP4Z-125 mL Plastic ZN Acetate & NaOH (>9)	BP4B-125 mL Plastic NaOH (pH > 12) (Cl-)	WGFU-Wide-mouthed Glass jar Unpreserved	AG1U-1 liter Amber Unpreserved (N/A) (Cl-)	AG1H-1 liter Amber HCl (pH < 2)	AG3U-250 mL Amber Unpreserved (N/A) (Cl-)	AG1S-1 liter Amber H2SO4 (pH < 2)	AG3S-250 mL Amber H2SO4 (pH < 2)	DG9-40 mL Amber NH4Cl (N/A)(Cl-)	DG9H-40 mL VOA HCl (N/A)	VG9T-40 mL VOA Na2S2O3 (N/A)	VG9U-40 mL VOA Unpreserved (N/A)	DG9V-40 mL VOA H3PO4 (N/A)	KP7U-50 mL Plastic Unpreserved (N/A)	V/GK (3 vials per kit)-VPH/Gas kit (N/A)	SP5T-125 mL Sterile Plastic (N/A – lab)	SP2T-250 mL Sterile Plastic (N/A – lab)		BP3R-250 mL Plastic (NH2)2SO4 (9.3-9.7)	AG0U-100 mL Amber Unpreserved (N/A) (Cl-)	VSGU-20 mL Scintillation vials (N/A)	DG9U-40 mL Amber Unpreserved vials (N/A)
CC																													
1																	6												
2																	6												
3																	6												
4																	6												
5																	6												
6																	6												
7																	6												
8																	6												
9																	6												
10																	2												
11																	2												
12																													

pH Adjustment Log for Preserved Samples

Sample ID	Type of Preservative	pH upon receipt	Date preservation adjusted	Time preservation adjusted	Amount of Preservative added	Lot #

Note: Whenever there is a discrepancy affecting North Carolina compliance samples, a copy of this form will be sent to the North Carolina DENR Certification Office (i.e. Out of hold, incorrect preservative, out of temp, incorrect containers.

Pace® Location Requested (City/State):

CHAIN-OF-CUSTODY Analytical Request Document

Chain-of-Custody is a LEGAL DOCUMENT - Complete all relevant fields

LAB USE ONLY- Affix Workorder/Login Label Here

Scan QR Code for instructions

Company Name:	Midlands Environmental Consultants, Inc.
Street Address:	231 Dooley Road, Lexington, SC 29073
Customer Project #:	
Project Name:	UST Unknown 14324
Site Collection Info/Facility ID (as applicable):	UST # 14324
Time Zone Collected:	[ ] AK [ ] PT [ ] MT [ ] CT [X] ET
Data Deliverables:	[ ] Level II [ ] Level III [ ] Level IV [ ] EQUIS [ ] Other
Contact/Report To:	Bryan T. Shane, P.G.
Phone #:	803-808-2043
E-Mail:	jlc@meci.net
Cc E-Mail:	
Invoice To:	Lynn Shane
Invoice E-Mail:	lshane@meci.net
Purchase Order # (if applicable):	
Quote #:	
County / State origin of sample(s):	SOUTH CAROLINA
Regulatory Program (DW, RCRA, etc.) as applicable:	Reportable [ ] Yes [ ] No
Rush (Pre-approval required):	[ ] Same Day [ ] 1 Day [ ] 2 Day [ ] 3 Day [ ] Other
DW PWSID # or WW Permit # as applicable:	
Date Results Requested:	
Field Filtered (if applicable):	[ ] Yes [ ] No
Analysis:	

* Matrix Codes (Insert in Matrix box below): Drinking Water (DW), Ground Water (GW), Waste Water (WW), Product (P), Soil/Solid (SS), Oil (OL), Wipe (WP), Tissue (TS), Bioassay (B), Vapor (V), Surface Water (SW),Sediment (SED), Sludge (SL), Caulk (CK), Leachate (LL), Biosolid (BS), Other (OT)

Customer Sample ID	Matrix *	Comp / Grab	Composite Start Date	Composite Start Time	Collected or Composite End Date	Collected or Composite End Time	# Cont.	Res. Chlorine Results	Res. Chlorine Units	Sample Comment
MW-1	GW	G			5/19	13:04	6			
MW-2						12:27				Strong Odor
MW-4						12:46				Slight Odor
MW-5						14:35				Strong Odor
MW-12						14:30				No Odor
MW-13						12:21				No Odor
MW-19R						12:26				Slight Odor
MW-20						12:16				No Odor
MW-21R						12:17				Slight Odor
MW-22						12:28				No Odor

Specify Container Size **

BTEXNM, DCA, OXY'S 8260D	EDB 8011	BTEXNM, DCA 524.2	EDB 504.1	OXYGENATES 8260D LOW LEVEL	LEAD 6010	BTEXNM, DCA, OXY'S 8260D LOW LEVEL			
6	6	6	6	6	3	6			

Identify Container Preservative Type***

4	4	4	8	4	2	4			

Analysis Requested

**Container Size: (1) 1L, (2) 500mL, (3) 250mL, (4) 125mL, (5) 100mL, (6) 40mL vial, (7) EnCore, (8) TerraCore, (9) 90mL, (10) Other

*** Preservative Types: (1) None, (2) HNO3, (3) H2SO4, (4) HCl, (5) NaOH, (6) Zn Acetate, (7) NaHSO4, (8) Sod. Thiosulfate, (9) Ascorbic Acid, (10) MeOH, (11) Other

Lab Use Only

Proj. Mgr:	
AcctNum / Client ID:	
Table #:	
Profile / Template:	
Prelog / Bottle Ord. ID:	

Preservation non-conformance identified for sample.

Additional Instructions from Pace®:
-REPORT "J" VALUES

Collected By:
(Printed Name) Troy Douglas
Signature: Troy Douglas

Customer Remarks / Special Conditions / Possible Hazards:

# Coolers:	Thermometer ID:	Correction Factor (°C):	Obs. Temp. (°C)	Corrected Temp. (°C)	On Ice:

Relinquished by/Company: (Signature) Troy Douglas (MECI)	Date/Time: 5/21/25 8:06	Received by/Company: (Signature)	Date/Time: 5/21/25 0820	Tracking Number:
Relinquished by/Company: (Signature)	Date/Time: 5/21/25 1420	Received by/Company: (Signature) SCC Rice Hill	Date/Time: 5/21/25 1420	Delivered by: [ ] In- Person [ ] Courier [ ] FedEX [ ] UPS [ ] Other
Relinquished by/Company: (Signature)	Date/Time:	Received by/Company: (Signature)	Date/Time:	
Relinquished by/Company: (Signature)	Date/Time:	Received by/Company: (Signature)	Date/Time:	Page: 1 of 6

Submitting a sample via this chain of custody constitutes acknowledgment and acceptance of the Pace® Terms and Conditions found at https://www.pacelabs.com/resource-library/resource/pace-terms-and-conditions/

ENV-FRM-CORQ-0019_v02_110123 ©

Pace® Location Requested (City/State):

CHAIN-OF-CUSTODY Analytical Request Document

Chain-of-Custody is a LEGAL DOCUMENT - Complete all relevant fields

LAB USE ONLY- Affix Workorder/Login Label Here

Scan QR Code for instructions

Company Name:	Midlands Environmental Consultants, Inc.
Street Address:	231 Dooley Road, Lexington, SC 29073
Customer Project #:	
Project Name:	UST Unknown 14324
Site Collection Info/Facility ID (as applicable):	Ust: 14324
Contact/Report To:	Bryan T. Shane, P.G.
Phone #:	803-808-2043
E-Mail:	jlc@meci.net
Cc E-Mail:	
Invoice To:	Lynn Shane
Invoice E-Mail:	lshane@meci.net
Purchase Order # (if applicable):	
Quote #:	

Time Zone Collected: [ ] AK [ ] PT [ ] MT [ ] CT [X] ET

County / State origin of sample(s): SOUTH CAROLINA

Data Deliverables: [ ] Level II [ ] Level III [ ] Level IV [ ] EQUIS [ ] Other

Regulatory Program (DW, RCRA, etc.) as applicable: Reportable [ ] Yes [ ] No

Rush (Pre-approval required): [ ] Same Day [ ] 1 Day [ ] 2 Day [ ] 3 Day [ ] Other _____

DW PWSID # or WW Permit # as applicable:

Date Results Requested:

Field Filtered (if applicable): [ ] Yes [ ] No

Analysis:

* Matrix Codes (Insert in Matrix box below): Drinking Water (DW), Ground Water (GW), Waste Water (WW), Product (P), Soil/Solid (SS), Oil (OL), Wipe (WP), Tissue (TS), Bioassay (B), Vapor (V), Surface Water (SW),Sediment (SED), Sludge (SL), Caulk (CK), Leachate (LL), Biosolid (BS), Other (OT)

Specify Container Size **: 6 6 6 6 6 3 6

Identify Container Preservative Type***: 4 4 4 8 4 2 4

**Container Size: (1) 1L, (2) 500mL, (3) 250mL, (4) 125mL, (5) 100mL, (6) 40mL vial, (7) EnCore, (8) TerraCore, (9) 90mL, (10) Other

*** Preservative Types: (1) None, (2) HNO3, (3) H2SO4, (4) HCl, (5) NaOH, (6) Zn Acetate, (7) NaHSO4, (8) Sod. Thiosulfate, (9) Ascorbic Acid, (10) MeOH, (11) Other

Customer Sample ID	Matrix *	Comp / Grab	Composite Start Date	Composite Start Time	Collected or Composite End Date	Collected or Composite End Time	# Cont.	Res. Chlorine Results	Res. Chlorine Units	BTEXNM, DCA, OXY'S 8260D	EDB 8011	BTEXNM, DCA 524.2	EDB 504.1	OXYGENATES 8260D LOW LEVEL	LEAD 6010	BTEXNM, DCA, OXY'S 8260D LOW LEVEL	Sample Comment
MW-23	GW	G			5/19	12:36	6			X	X						DNS, Dry
MW-24						12:31											Slight Odor
MW-25						13:00											No Odor
MW-26						12:05											Strong Odor
MW-27						12:07											No Odor
MW-28						11:33											No Odor
MW-29						11:42											Slight Odor
MW-31						11:45											No Odor
MW-32						14:20											No Odor
DW-1																	No Odor

Lab Use Only: Proj. Mgr: | AcctNum / Client ID: | Table #: | Profile / Template: | Prelog / Bottle Ord. ID:

Preservation non-conformance identified for sample:

Additional Instructions from Pace®:
-REPORT "J" VALUES

Collected By:
(Printed Name) Troy Douglass
Signature: Troy Douglass

Customer Remarks / Special Conditions / Possible Hazards:

Coolers: | Thermometer ID: | Correction Factor (°C): | Obs. Temp. (°C) | Corrected Temp. (°C) | On Ice:

Relinquished by/Company: (Signature)	Date/Time:	Received by/Company: (Signature)	Date/Time:	Tracking Number:
Troy Douglass (MECI)	5/21/25 8:06		5/21/25	
Relinquished by/Company: (Signature)	Date/Time:	Received by/Company: (Signature)	Date/Time:	Delivered by: [ ] In- Person [ ] Courier
	5/21/25 1420		5/21/25 1420	[ ] FedEX [ ] UPS [ ] Other
Relinquished by/Company: (Signature)	Date/Time:	Received by/Company: (Signature)	Date/Time:	
Relinquished by/Company: (Signature)	Date/Time:	Received by/Company: (Signature)	Date/Time:	

Submitting a sample via this chain of custody constitutes acknowledgment and acceptance of the Pace® Terms and Conditions found at https://www.pacelabs.com/resource-library/resource/pace-terms-and-conditions/

ENV-FRM-CORQ-0019_v02_110123 ©

Pace® Location Requested (City/State):

CHAIN-OF-CUSTODY Analytical Request Document

Chain-of-Custody is a LEGAL DOCUMENT - Complete all relevant fields

LAB USE ONLY- Affix Workorder/Login Label Here

Scan QR Code for instructions

Company Name:	Midlands Environmental Consultants, Inc.
Street Address:	231 Dooley Road, Lexington, SC 29073
Customer Project #:	
Project Name:	UST Unknown 14324
Site Collection Info/Facility ID (as applicable):	ust # 14324
Contact/Report To:	Bryan T. Shane, P.G.
Phone #:	803-808-2043
E-Mail:	jlc@meci.net
Cc E-Mail:	
Invoice To:	Lynn Shane
Invoice E-Mail:	lshane@meci.net
Purchase Order # (if applicable):	
Quote #:	

Time Zone Collected: [ ] AK [ ] PT [ ] MT [ ] CT [X] ET

County / State origin of sample(s): SOUTH CAROLINA

Data Deliverables: [ ] Level II [ ] Level III [ ] Level IV [ ] EQUIS [ ] Other

Regulatory Program (DW, RCRA, etc.) as applicable: Reportable [ ] Yes [ ] No

Rush (Pre-approval required): [ ] Same Day [ ] 1 Day [ ] 2 Day [ ] 3 Day [ ] Other _____

DW PWSID # or WW Permit # as applicable:

Date Results Requested:

Field Filtered (if applicable): [ ] Yes [ ] No

Analysis:

* Matrix Codes (Insert in Matrix box below): Drinking Water (DW), Ground Water (GW), Waste Water (WW), Product (P), Soil/Solid (SS), Oil (OL), Wipe (WP), Tissue (TS), Bioassay (B), Vapor (V), Surface Water (SW), Sediment (SED), Sludge (SL), Caulk (CK), Leachate (LL), Biosolid (BS), Other (OT)

**Container Size: (1) 1L, (2) 500mL, (3) 250mL, (4) 125mL, (5) 100mL, (6) 40mL vial, (7) EnCore, (8) TerraCore, (9) 90mL, (10) Other

*** Preservative Types: (1) None, (2) HNO3, (3) H2SO4, (4) HCl, (5) NaOH, (6) Zn Acetate, (7) NaHSO4, (8) Sod. Thiosulfate, (9) Ascorbic Acid, (10) MeOH, (11) Other

Customer Sample ID	Matrix *	Comp / Grab	Composite Start Date	Composite Start Time	Collected or Composite End Date	Collected or Composite End Time	# Cont.	Res. Chlorine Results	Res. Chlorine Units	Specify Container Size **	Identify Container Preservative Type***	Analysis Requested: BTEXNM, DCA, OXY'S 8260D	Analysis Requested: EDB 8011	Analysis Requested: BTEXNM, DCA 524.2	Analysis Requested: EDB 504.1	Analysis Requested: OXYGENATES 8260D LOW LEVEL	Analysis Requested: LEAD 6010	Analysis Requested: BTEXNM, DCA, OXY'S 8260D LOW LEVEL	Lab Use Only	Sample Comment	Preservation non-conformance identified for sample.
										6 6 6 6 6 3 6	4 4 4 8 4 2 4										
DW-2	GW	G			5/19	13:45	6					X	X							Slight Odor	
DW-3						13:48														No Odor	
DW-4						13:51														Slight Odor	
DW-5						13:55														No Odor	
DW-6						13:52														No Odor	
DDW-1 (83.5)						11:00														No Odor	
DDW-1 (92.5)						11:02														No Odor	
DDW-1 (102.5)						11:06														No Odor	
DDW-1 (112.5)						11:04														No Odor	
DDW-1 (119.5)						11:13														No Odor	

Additional Instructions from Pace®:
-REPORT "J" VALUES

Collected By: (Printed Name) Troy Daughs

Signature: Troy Daughs

Customer Remarks / Special Conditions / Possible Hazards:

# Coolers:	Thermometer ID:	Correction Factor (°C):	Obs. Temp. (°C)	Corrected Temp. (°C)	On Ice:

Relinquished by/Company: (Signature)	Date/Time:	Received by/Company: (Signature)	Date/Time:	Tracking Number:
Troy Daughs (MECI)	5/21/25 8:06		5/21/25 0820	
Relinquished by/Company: (Signature)	Date/Time:	Received by/Company: (Signature)	Date/Time:	Delivered by: [ ] In-Person [ ] Courier
	5/21/25 1420	Joe Face Hunt	5/21/25 1420	[ ] FedEX [ ] UPS [ ] Other
Relinquished by/Company: (Signature)	Date/Time:	Received by/Company: (Signature)	Date/Time:	

Submitting a sample via this chain of custody constitutes acknowledgment and acceptance of the Pace® Terms and Conditions found at https://www.pacelabs.com/resource-library/resource/pace-terms-and-conditions/

Pace® Location Requested (City/State):

CHAIN-OF-CUSTODY Analytical Request Document

Chain-of-Custody is a LEGAL DOCUMENT - Complete all relevant fields

LAB USE ONLY- Affix Workorder/Login Label Here

Scan QR Code for instructions

Company Name:	Midlands Environmental Consultants, Inc.
Street Address:	231 Dooley Road, Lexington, SC 29073
Customer Project #:	
Project Name:	UST Unknown 14324
Site Collection Info/Facility ID (as applicable):	ust # 14324
Contact/Report To:	Bryan T. Shane, P.G.
Phone #:	803-808-2043
E-Mail:	jlc@meci.net
Cc E-Mail:	
Invoice To:	Lynn Shane
Invoice E-Mail:	lshane@meci.net
Purchase Order # (if applicable):	
Quote #:	

Time Zone Collected: [ ] AK [ ] PT [ ] MT [ ] CT [X] ET

County / State origin of sample(s): SOUTH CAROLINA

Data Deliverables: [ ] Level II [ ] Level III [ ] Level IV [ ] EQUIS [ ] Other

Regulatory Program (DW, RCRA, etc.) as applicable: Reportable [ ] Yes [ ] No

Rush (Pre-approval required): [ ] Same Day [ ] 1 Day [ ] 2 Day [ ] 3 Day [ ] Other _____

DW PWSID # or WW Permit # as applicable:

Date Results Requested:

Field Filtered (if applicable): [ ] Yes [ ] No

Analysis:

* Matrix Codes (Insert in Matrix box below): Drinking Water (DW), Ground Water (GW), Waste Water (WW), Product (P), Soil/Solid (SS), Oil (OL), Wipe (WP), Tissue (TS), Bioassay (B), Vapor (V), Surface Water (SW),Sediment (SED), Sludge (SL), Caulk (CK), Leachate (LL), Biosolid (BS), Other (OT)

Customer Sample ID	Matrix *	Comp / Grab	Composite Start Date	Composite Start Time	Collected or Composite End Date	Collected or Composite End Time	# Cont.	Res. Chlorine Results	Res. Chlorine Units	BTEXNM, DCA, OXY'S 8260D	EDB 8011	BTEXNM, DCA 524.2	EDB 504.1	OXYGENATES 8260D LOW LEVEL	LEAD 6010	BTEXNM, DCA, OXY'S 8260D LOW LEVEL	Sample Comment
DDW-2	GW	G			5/19	13:46	6			X	X						No Odor
DDW-3						13:58											No Odor
DDW-4						13:47											No Odor
RW-1						13:09											Strong Odor
RW-2						12:59											Strong Odor
RW-3						12:55											Strong Odor
RW-4						12:50											Strong Odor
RW-5						12:45											Sampled Under FPP
EP-4						12:54											Strong Odor
EP-12						12:40											Strong Odor

Specify Container Size **: 6 6 6 6 6 3 6

Identify Container Preservative Type***: 4 4 4 8 4 2 4

**Container Size: (1) 1L, (2) 500mL, (3) 250mL, (4) 125mL, (5) 100mL, (6) 40mL vial, (7) EnCore, (8) TerraCore, (9) 90mL, (10) Other

*** Preservative Types: (1) None, (2) HNO3, (3) H2SO4, (4) HCl, (5) NaOH, (6) Zn Acetate, (7) NaHSO4, (8) Sod. Thiosulfate, (9) Ascorbic Acid, (10) MeOH, (11) Other

Lab Use Only: Proj. Mgr: | AcctNum / Client ID: | Table #: | Profile / Template: | Prelog / Bottle Ord. ID:

Preservation non-conformance identified for sample.

Additional Instructions from Pace®:
-REPORT "J" VALUES

Collected By:
(Printed Name) Troy Douglas
Signature: Troy Douglas

Customer Remarks / Special Conditions / Possible Hazards:

# Coolers:	Thermometer ID:	Correction Factor (°C):	Obs. Temp. (°C)	Corrected Temp. (°C)	On Ice:

Relinquished by/Company: (Signature)	Date/Time:	Received by/Company: (Signature)	Date/Time:	Tracking Number:
Troy Rayfield (MECJ)	5/21/25 8:06			
Relinquished by/Company: (Signature)	Date/Time:	Received by/Company: (Signature)	Date/Time:	
	5/21/25 1420		5/21/25 1420	Delivered by: [ ] In-Person [ ] Courier
Relinquished by/Company: (Signature)	Date/Time:	Received by/Company: (Signature)	Date/Time:	[ ] FedEx [ ] UPS [ ] Other

Submitting a sample via this chain of custody constitutes acknowledgment and acceptance of the Pace® Terms and Conditions found at https://www.pacelabs.com/resource-library/resource/pace-terms-and-conditions/

Pace® Location Requested (City/State):

CHAIN-OF-CUSTODY Analytical Request Document

Chain-of-Custody is a LEGAL DOCUMENT - Complete all relevant fields

LAB USE ONLY- Affix Workorder/Login Label Here

Scan QR Code for instructions

Company Name:	Midlands Environmental Consultants, Inc.
Street Address:	231 Dooley Road, Lexington, SC 29073
Customer Project #:	
Project Name:	UST Unknown 14324
Site Collection Info/Facility ID (as applicable):	ust: 14324
Contact/Report To:	Bryan T. Shane, P.G.
Phone #:	803-808-2043
E-Mail:	jlc@meci.net
Cc E-Mail:	
Invoice To:	Lynn Shane
Invoice E-Mail:	lshane@meci.net
Purchase Order # (if applicable):	
Quote #:	

Time Zone Collected: [ ] AK [ ] PT [ ] MT [ ] CT [X] ET

County / State origin of sample(s): SOUTH CAROLINA

Data Deliverables: [ ] Level II [ ] Level III [ ] Level IV [ ] EQUIS [ ] Other

Regulatory Program (DW, RCRA, etc.) as applicable: Reportable [ ] Yes [ ] No

Rush (Pre-approval required): [ ] Same Day [ ] 1 Day [ ] 2 Day [ ] 3 Day [ ] Other _____

DW PWSID # or WW Permit # as applicable:

Date Results Requested:

Field Filtered (if applicable): [ ] Yes [ ] No

Analysis:

* Matrix Codes (Insert in Matrix box below): Drinking Water (DW), Ground Water (GW), Waste Water (WW), Product (P), Soil/Solid (SS), Oil (OL), Wipe (WP), Tissue (TS), Bioassay (B), Vapor (V), Surface Water (SW),Sediment (SED), Sludge (SL), Caulk (CK), Leachate (LL), Biosolid (BS), Other (OT)

**Container Size: (1) 1L, (2) 500mL, (3) 250mL, (4) 125mL, (5) 100mL, (6) 40mL vial, (7) EnCore, (8) TerraCore, (9) 90mL, (10) Other

*** Preservative Types: (1) None, (2) HNO3, (3) H2SO4, (4) HCl, (5) NaOH, (6) Zn Acetate, (7) NaHSO4, (8) Sod. Thiosulfate, (9) Ascorbic Acid, (10) MeOH, (11) Other

Customer Sample ID	Matrix *	Comp / Grab	Composite Start Date	Composite Start Time	Collected or Composite End Date	Collected or Composite End Time	# Cont.	Res. Chlorine Results	Res. Chlorine Units	Specify Container Size **	Identify Container Preservative Type***	Analysis Requested: BTEXNM, DCA, OXY'S 8260D	EDB 8011	BTEXNM, DCA 524.2	EDB 504.1	OXYGENATES 8260D LOW LEVEL	LEAD 6010	BTEXNM, DCA, OXY'S 8260D LOW LEVEL	Sample Comment	Preservation non-conformance identified for sample.
										6 6 6 6 6 3 6	4 4 4 8 4 2 4									
EP-16	GW	G			5/19	14:39	6					X	X							
EP-20						12:41						X	X						Strong Odor	
SW-1 •						13:30							X					X	Strong odor	
SW-2 •						13:32							X					X		
SW-3 •						13:35							X					X		
SW-4 •						13:37							X					X		
Dup-1						—						X	X						Slight odor	
Dup-2						—						X	X						Slight Odor	
Dup-3						—						X	X						Slight odor	
FB-1						14:50						X	X							

Lab Use Only: Proj. Mgr: | AcctNum / Client ID: | Table #: | Profile / Template: | Prelog / Bottle Ord. ID:

Additional Instructions from Pace®:
-REPORT "J" VALUES

Collected By: (Printed Name) Troy Douglas

Signature: Troy Douglas

Customer Remarks / Special Conditions / Possible Hazards:

# Coolers:	Thermometer ID:	Correction Factor (°C):	Obs. Temp. (°C)	Corrected Temp. (°C)	On Ice:

Relinquished by/Company: (Signature)	Date/Time:	Received by/Company: (Signature)	Date/Time:	Tracking Number:
Troy Douglas (MECI)	5/21/25 8:06		5/21/25 0800	
Relinquished by/Company: (Signature)	5/21/25 1420	Received by/Company: (Signature) SCL face HM	5/21/25 1420	Delivered by: [ ] In-Person [ ] Courier [ ] FedEx [ ] UPS [ ] Other
Relinquished by/Company: (Signature)	Date/Time:	Received by/Company: (Signature)	Date/Time:	
Relinquished by/Company: (Signature)	Date/Time:	Received by/Company: (Signature)	Date/Time:	

Submitting a sample via this chain of custody constitutes acknowledgment and acceptance of the Pace® Terms and Conditions found at https://www.pacelabs.com/resource-library/resource/pace-terms-and-conditions/

ENV-FRM-CORQ-0019_v02_110123 ©

Pace® Location Requested (City/State):

CHAIN-OF-CUSTODY Analytical Request Document

Chain-of-Custody is a LEGAL DOCUMENT - Complete all relevant fields

LAB USE ONLY- Affix Workorder/Login Label Here

Scan QR Code for instructions

Company Name:	Midlands Environmental Consultants, Inc.
Street Address:	231 Dooley Road, Lexington, SC 29073
Customer Project #:	
Project Name:	UST Unknown 14324
Site Collection Info/Facility ID (as applicable):	ust# 14324
Contact/Report To:	Bryan T. Shane, P.G.
Phone #:	803-808-2043
E-Mail:	jlc@meci.net
Cc E-Mail:	
Invoice To:	Lynn Shane
Invoice E-Mail:	lshane@meci.net
Purchase Order # (if applicable):	
Quote #:	

Time Zone Collected: [ ] AK [ ] PT [ ] MT [ ] CT [X] ET

County / State origin of sample(s): SOUTH CAROLINA

Data Deliverables: [ ] Level II [ ] Level III [ ] Level IV [ ] EQUIS [ ] Other

Regulatory Program (DW, RCRA, etc.) as applicable: Reportable [ ] Yes [ ] No

Rush (Pre-approval required): [ ] Same Day [ ] 1 Day [ ] 2 Day [ ] 3 Day [ ] Other _____

DW PWSID # or WW Permit # as applicable:

Date Results Requested:

Field Filtered (if applicable): [ ] Yes [ ] No

Analysis:

* Matrix Codes (Insert in Matrix box below): Drinking Water (DW), Ground Water (GW), Waste Water (WW), Product (P), Soil/Solid (SS), Oil (OL), Wipe (WP), Tissue (TS), Bioassay (B), Vapor (V), Surface Water (SW), Sediment (SED), Sludge (SL), Caulk (CK), Leachate (LL), Biosolid (BS), Other (OT)

Customer Sample ID	Matrix *	Comp / Grab	Composite Start Date	Composite Start Time	Collected or Composite End Date	Collected or Composite End Time	# Cont.	Res. Chlorine Results	Res. Chlorine Units	BTEXNM, DCA, OXY'S 8260D	EDB 8011	BTEXNM, DCA 524.2	EDB 504.1	OXYGENATES 8260D LOW LEVEL	LEAD 6010	BTEXNM, DCA, OXY'S 8260D LOW LEVEL				Sample Comment	Preservation non-conformance identified for sample:
TB-1	GW	G			5/19	8:00	2			X											
TB-2	GW	G			5/19	8:00	2			X											

Specify Container Size **: 6 6 6 6 6 3 6

**Container Size: (1) 1L, (2) 500mL, (3) 250mL, (4) 125mL, (5) 100mL, (6) 40mL vial, (7) EnCore, (8) TerraCore, (9) 90mL, (10) Other

Identify Container Preservative Type***: 4 4 4 8 4 2 4

*** Preservative Types: (1) None, (2) HNO3, (3) H2SO4, (4) HCl, (5) NaOH, (6) Zn Acetate, (7) NaHSO4, (8) Sod. Thiosulfate, (9) Ascorbic Acid, (10) MeOH, (11) Other

Analysis Requested

Lab Use Only: Proj. Mgr: | AcctNum / Client ID: | Table #: | Profile / Template: | Prelog / Bottle Ord. ID:

Additional Instructions from Pace®:
-REPORT "J" VALUES

Collected By: (Printed Name) Troy Douglas

Signature: Troy Douglas

Customer Remarks / Special Conditions / Possible Hazards:

# Coolers:	Thermometer ID:	Correction Factor (°C):	Obs. Temp. (°C)	Corrected Temp. (°C)	On Ice:

	Relinquished by/Company: (Signature)	Date/Time:	Received by/Company: (Signature)	Date/Time:
1	Troy Douglas (MECI)	5/21/25 8:06		5/21/25 0800
2		5/21/25 1420	SCA Race Hill	5/21/25 1420
3				
4				

Tracking Number:

Delivered by: [ ] In- Person [ ] Courier [ ] FedEX [ ] UPS [ ] Other

Page: 6 of 6

Submitting a sample via this chain of custody constitutes acknowledgment and acceptance of the Pace® Terms and Conditions found at https://www.pacelabs.com/resource-library/resource/pace-terms-and-conditions/

ENV-FRM-CORQ-0019_v02_110123 ©

APPENDIX C:

TAX MAP

(Not Applicable)

APPENDIX D:

SOIL BORING/FIELD SCREENING LOGS & 1903 FORMS

(Not Applicable)

APPENDIX E:

WELL COMPLETION LOGS & 1903 FORMS

(Not Applicable)

APPENDIX F:

AQUIFER EVALUATION SUMMARY FORMS, DATA, GRAPHS, EQUATIONS

(Not Applicable)

APPENDIX G:

DISPOSAL MANIFEST

Midlands Environmental Consultants, Inc.

June 3, 2025

Re: Treatment of Purge Water
UST – Unknown 14324
Seneca, South Carolina
Oconee County
UST Permit# 14324
MECI Project# 25-8504

To Whom it May Concern;

Midlands Environmental Consultants, Inc. is providing the following letter as certification that treatment of the referenced purge water complied with the conditions of "Proposed Conditions for Use of Portable Activated Carbon Units for the Treatment of Small Volumes of Petroleum Hydrocarbon Contaminated Groundwater", as described in the following:

Applicability:

Groundwater treated was obtained as a result development of wells and sampling.

Conditions:

1. The purge/bail water from all wells is mixed before usage of the Activated Carbon Unit.
2. No free-product was detected in any of the purge water drums.
3. Analytical results of from well sampling show average concentrations of petroleum hydrocarbon constituents less than 5000 parts per billion (ppb) Benzene and less than 20,000 ppb total BTEX.
4. The existing carbon pack will be replaced/reactivated every 5,000 gallons.
5. Record of usage is maintained by Contractor.
6. Any and all recommendations and conditions issued by the Manufacturer have been adhered to.
7. Any and all recommendations and conditions (even on a site by site basis) issued by the SCDES must be adhered to.

All purge waters were treated on-site using an up-flow treatment drum loaded with 80 pounds of activated carbon. Carbon will be loaded to a maximum of 3 pounds of total organic compounds or 5,000 gallons of development/purge water, whichever occurs first.

Post Office Box 854, Lexington, SC 29071 • 231 Dooley Road, Lexington, SC 29073
Telephone: (803) 808-2043 • Fax: (803) 808-2048

- **A total of 64.00 gallons were treated on May 19, 2025 during groundwater sampling activities performed at the above referenced site.**

Midlands Environmental also tracks cumulative organic compounds adsorbed on the activated carbon to ensure the capacity of carbon mass is not over-charged. This data is available upon request.

Should you have any questions or comments, please contact the undersigned.

Sincerely,
Midlands Environmental Consultants, Inc.

Jeff L. Coleman
Senior Scientist

APPENDIX H:

LOCAL ZONING REGULATIONS

(Not Applicable)

APPENDIX I:

FATE AND TRANSPORT MODELING

(Not Applicable)

APPENDIX J:

ACCESS AGREEMENTS

(Not Applicable)

APPENDIX K:

DATA VERIFICATION CHECKLIST

Contractor Checklist

Item#	Item	Yes	No	N/A
1	Are Facility Name, Permit #, and address provided?	X		
2	Is UST Owner/Operator name, address, & phone number provided?	X		
3	Is name, address, & phone number of current property owner provided?	X		
4	Is the SCDES Certified UST Site Rehabilitation Contractor's Name, Address, telephone number, and certification number provided?	X		
5	Is the name, address, telephone number, and certification number of the well driller that installed borings/monitoring wells provided?			X
6	Is the name, address, telephone number, and certification number of the certified laboratory(ies) performing analytical analyses provided?	X		
7	Has the facility history been summarized?	X		
8	Has the regional geology and hydrogeology been described?	X		
9	Are the receptor survey results provided as required?	X		
10	Has current use of the site and adjacent land been described?	X		
11	Has the site-specific geology and hydrogeology been described?	X		
12	Has the primary soil type been described?	X		
13	Have field screening results been described?			X
14	Has a description of the soil sample collection and preservation been detailed?			X
15	Has the field screening methodology and procedure been detailed?			X
16	Has the monitoring well installation and development dates been provided?			X
17	Has the method of well development been detailed?			X
18	Has justification been provided for the locations of the monitoring wells?			X
19	Have the monitoring wells been labeled in accordance with the UST QAPP guidelines?	X		
20	Has the groundwater sampling methodology been detailed?	X		
21	Have the groundwater sampling dates and groundwater measurements been provided? (Table 2 & Figure 4/4A/4B)	X		
22	Has the purging methodology been detailed?	X		
23	Has the volume of water purged from each well been provided along with measurements to verify that purging is complete? (Appendix B)	X		
24	If free-product is present, has the thickness been provided?	X		
25	Does the report include a brief discussion of the assessment done and the results?	X		
26	Does the report include a brief discussion of the aquifer evaluation and results?			X
27	Does the report include a brief discussion of the fate & transport models used?			X

Item#	Item	Yes	No	N/A
28	Are the site-conceptual model tables included? (Tier 1 Risk Evaluation)			X
29	Have the exposure pathways been analyzed? (Tier 2 Risk Evaluation)			X
30	Have the SSTLs for each compound and pathway been calculated? (Tier 2 Risk Evaluation)			X
31	Have recommendations for further action been provided and explained?	X		
32	Has the soil analytical data for the site been provided in tabular format?			X
33	Has the potentiometric data for the site been provided in tabular format? (Table 2)	X		
34	Has the current and historical laboratory data been provided in tabular format? (Table 1)	X		
35	Have the aquifer characteristics been provided and summarized on the appropriate form? (Appendix F)			X
36	Have the Site conceptual model tables been included? (Tier 1 Risk Evaluation)			X
37	Has the topographic map been provided with all required elements? (Figure 1)	X		
38	Has the site base map been provided with all required elements? (Figure 2)	X		
39	Have the CoC site maps been provided? (Figures 3/3A/3B)	X		
40	Has the site potentiometric map been provided? (Figure 4/4A/4B)	X		
41	Have the geologic cross-sections been provided?			X
42	Have maps showing the predicted migration of the CoCs through time been provided? (Tier 2 Risk Evaluation)			X
43	Has the site survey been provided and include all necessary elements? (Appendix A)			X
44	Have the sampling logs, chain of custody forms, and the analytical data package been included with all required elements? (Appendix B)	X		
45	Is the laboratory performing the analyses properly certified?	X		
46	Has the tax map been included with all necessary elements? (Appendix C)			X
47	Have the soil boring/field screening logs been provided? (Appendix D)			X
48	Have the well completion logs and SCDES Form 1903 been provided? (Appendix E)			X
49	Have the aquifer evaluation forms, data, graphs, equations, etc. been provided? (Appendix F)			X
50	Have the disposal manifests been provided? (Appendix G)	X		
51	Has a copy of the local zoning regulations been provided? (Appendix H)			X
52	Has all fate and transport modeling been provided? (Appendix I)			X
53	Have copies of all access agreements obtained by the contractor been provided? (Appendix J)			X
54	Has a copy of this form been attached to the final report and are explanations for any missing or incomplete data been provided? (Appendix K)	X		

APPENDIX L:

DETAILED RECEPTOR INFORMATION



Permit#-Receptor Name: (14324-SW01)
Parcel ID: 520-24-04-022
Property Owner Name: Wayne & Brenda Frady
Property Owner Address: 430 E North 5th Street, Seneca, SC 29678
SW Details: Sample collected from creek located approximately 900' north/northeast of the site. GPS- 34.689108, -82.946114



Permit#-Receptor Name: (14324-SW02)
Parcel ID: 520-30-02-017
Property Owner Name: Deborah S. Manley
Property Owner Address: 55 Meadow Crest Road, Tryon, NC 28782
SW Details: Sample collected from creek located approximately 750' north/northeast of the site. GPS- 34.688505, -82.945634



Permit#-Receptor Name: (14324-SW03)
Parcel ID: 520-30-02-017
Property Owner Name: Deborah S. Manley
Property Owner Address: 55 Meadow Crest Road, Tryon, NC 28782
SW Details: Sample collected from creek located approximately 650' northeast of the site. GPS- 34.688169, -82.945495



Permit#-Receptor Name: (14324-SW04)
Parcel ID: 520-30-02-006
Property Owner Name: Deborah S. Manley
Property Owner Address: 55 Meadow Crest Road, Tryon, NC 28782
SW Details: Sample collected from creek located approximately 600' east of the site. GPS- 34.687784, -82.945225

APPENDIX M:

PHOTOS


14324-RW05
FPP
5/19/2025

Midlands
Environmental
Consultants, Inc.

September 29, 2025

RECEIVED
OCT 03 2025
UST DIVISION

Ms. Erin Jezek, Hydrogeologist
Corrective Action & Field Support Section
Underground Storage Tank Management Division
Bureau of Land and Waste Management
South Carolina Department of Environmental Services
2600 Bull Street
Columbia, South Carolina 29201

Subject: Site-Specific Work Plan
Unknown 14324
519 East North 1st Street
Seneca, South Carolina
Oconee County
UST Permit# 14324
Certified Site Rehabilitation Contractor UCC-0009



Dear Ms. Jezek,

Midlands Environmental Consultants Inc. (MECI) is pleased to submit the attached Site-Specific Work Plan for the referenced site. This plan outlines plans to perform a comprehensive groundwater water sampling event at the above referenced site.

If you have any questions or comments, please feel free to contact us at 803-808-2043.

Sincerely,
Midlands Environmental Consultants, Inc.

Jeff L. Coleman
Senior Scientist

Post Office Box 854, Lexington, SC 29071 • 231 Dooley Road, Lexington, SC 29073
Telephone: (803) 808-2043 • Fax: (803) 808-2048

Site-Specific Work Plan for Approved ACQAP
Underground Storage Tank Management Division

To: Ms. Erin Jezek (SCDHEC Project Manager)
From: Jeff L. Coleman (Contractor Project Manager)
Contractor: Midlands Environmental Consultants, Inc. UST Contractor Certification Number: 009

Facility Name: Unknown 14324 UST Permit #: 14324
Facility Address: 519 E 1st Street, Seneca, SC 29678
Responsible Party: Betty Lathem- Trustee Phone: 864-288-6480
RP Address: 2 West Washington Street, Suite 1100, Greenville, SC 29601
Property Owner (if different): Gary Alexander
Property Owner Address: 414 Edgewater Drive, Westminster, SC 29693
Current Use of Property: Maintenance Shop/ Abandoned Lot

Scope of Work (Please check all that apply)

- ☐ IGWA
- ☐ Tier I
- ☐ Tier II
- ☐ Monitoring Well Installation
- ☑ Groundwater Sampling
- ☐ Other
- ☐ GAC

Analyses (Please check all that apply)

Groundwater/Surface Water:

- ☑ BTEXNMDCA (8260D)
- ☑ Oxygenates (8260D)
- ☑ EDB (8011)
- ☐ PAH (8270E)
- ☐ Lead
- ☐ 8 RCRA Metals
- ☐ TPH
- ☐ pH
- ☐ BOD
- ☐ Nitrate
- ☐ Sulfate
- ☐ Other
- ☐ Methane
- ☐ Ethanol
- ☐ Dissolved Iron

Drinking Water Supply Wells:

- ☐ BTEXNMDCA (524.2)
- ☐ Oxygenates & Ethanol (8260D)
- ☐ Mecury (200.8 245.1 or 245.2)
- ☐ RCRA Metals (200.8)
- ☐ EDB (504.1)

Soil:

- ☐ BTEXNM
- ☐ Lead
- ☐ PAH
- ☐ RCRA Metals
- ☐ Oil & Grease (9071)
- ☐ TPH-DRO (3550B/8015B)
- ☐ TPH-GRO (5030B/8015B)
- ☐ Grain Size
- ☐ TOC

Air:

- ☐ BTEXN

Sample Collection (Estimate the number of samples of each matrix that are expected to be collected.)

____ Soil	____ Water Supply Wells	____ Air	2 Field Blank
38 Monitoring Wells	4 Surface Water	3 Duplicate	3 Trip Blank

Field Screening Methodology

Estimate number and total completed depth for each point, and include their proposed locations on the attached map.

# of shallow points proposed: _____ Estimated Footage: _____ feet per point
# of deep points proposed: _____ Estimated Footage: _____ feet per point
Field Screening Methodology: _____

Permanent Monitoring Wells

Estimate number and total completed depth for each well, and include their proposed locations on the attached map.

# of shallow wells: _____ Estimated Footage: _____ feet per point
# of deep wells: _____ Estimated Footage: _____ feet per point
# of recovery wells: _____ Estimated Footage: _____ feet per point
Comments, if warranted:

UST Permit #: 14234 Facility Name: Unknown 14324

Implementation Schedule (Number of calendar days from approval)

Field Work Start-Up: 10/29/2025 Field Work Completion: 12/29/2025

Report Submittal: 1/29/2026 # of Copies Provided to Property Owners: _____

Aquifer Characterization

Pump Test: ☐ Slug Test: ☐ (Check one and provide explanation below for choice)

Investigation Derived Waste Disposal

Soil: _____ Tons Purge Water: 400.00 Gallons

Drilling Fluids: _____ Gallons Free-Phase Product: _____ Gallons

Additional Details For This Scope of Work

For example, list wells to be sampled, wells to be abandoned/repaired, well pads/bolts/caps to replace, details of AFVR event, etc.

-This SSWP is intended to cover one comprehensive groundwater sampling event at the site.

-MECI proposes that all wells will be purged prior to sample collection.

-Deep well DDW-1 will be sampled at 5 seperate intervals utilizing passive Hydrasleeve samplers.

-MECI will attempt to collect samples from four nearby surface water locations.

-If free phase petroleum product is detected at the site, MECI proposals collecting samples beneath the Light Non-Aqueous Phased Liquid.

Compliance With Annual Contractor Quality Assurance Plan (ACQAP)

Yes Laboratory as indicated in ACQAP? (Yes/No) If no, indicate laboratory information below.

Name of Laboratory: _____

SCDHEC Certification Number: _____

Name of Laboratory Director: _____

N/A Well Driller as indicated in ACQAP? (Yes/No) If no, indicate driller information below.

Name of Well Driller: _____

SCLLR Certification Number: _____

N/A Other variations from ACQAP. Please describe below.

Attachments

1. Attach a copy of the relevant portion of the USGS topographic map showing the site location.
2. Prepare a site base map. This map must be accurately scaled, but does not need to be surveyed. The map must include the following:
   - North Arrow
   - Location of property lines
   - Location of buildings
   - Previous soil sampling locations
   - Previous monitoring well locations
   - Proposed soil boring locations
   - Proposed monitoring well locations
   - Legend with facility name and address, UST permit number, and bar scale
   - Streets or highways (indicate names and numbers)
   - Location of all present and former ASTs and USTs
   - Location of all potential receptors
3. Assessment Component Cost Agreement, SCDHEC Form D-3664

ASSESSMENT COMPONENT COST AGREEMENT

South Carolina Department of Health and Environmental Control
Underground Storage Tank Management Division
State Underground Petroleum Environmental Response Bank Account
August 9, 2023

Facility Name: Unknown 14324

UST Permit #: 14324 **Cost Agreement #:** Proposal

ITEM	QUANTITY	UNIT	UNIT PRICE		TOTAL
A. Plan Preparation					
1.2 Site-specific Work Plan	1	each	$183.22		$183.22
2.2 Tax Map		each	$85.50		$0.00
3.2 QAPP Contractor Addendum (App B)		each	$250.00		$0.00
B. Survey					
1.1 Receptor Survey		each	$673.06		$0.00
C. Survey					
1.2 Comprehensive Survey		each	$1,270.36		$0.00
5.1 Ground Penetrating Radar Survey (100 x 100)		each	$1,111.57		$0.00
D. Mob/Demob					
1.2 Equipment		each	$1,245.93		$0.00
2.2 Personnel	3	each	$516.69		$1,550.07
3.2 Adverse Terrain Vehicle		each	$610.75		$0.00
E. Soil Borings					
1.1 Soil Borings (hand auger)		foot	$21.80		$0.00
F. Soil Borings (requiring equipment, push technology, etc) or Field Screening (including sampling and analyst)					
1.2 Standard		per foot	$33.50		$0.00
2.2 Fractured Rock		per foot	$41.40		$0.00
G.					
H. Well Abandonment					
1.2 2" diameter or less		per foot	$3.79		$0.00
2.2 Greater than 2" to 6" diameter		per foot	$5.50		$0.00
3.2 Dug/Bored well (up to 6 feet diameter)		per foot	$18.32		$0.00
I. Well Installation (In accordance with R.61-71)					
1.2 Water Table (hand augered)		per foot	$31.40		$0.00
2.B Water Table (drill rig) 2" Diameter		per foot	$54.90		$0.00
2.2 Single-cased 2" Diameter Monitoring Well >50ft		per foot	$59.80		$0.00
3.2 Telescoping		per foot	$84.70		$0.00
4.2 Rock Drilling		per foot	$81.80		$0.00
5.2 2" Rock Coring		per foot	$88.50		$0.00
6.2 Multi-sampling ports/screens		per foot	$59.40		$0.00
7.2 Recovery Well (4" diameter)		per foot	$69.60		$0.00
9.2 Rotosonic (2" diameter)		per foot	$119.00		$0.00
10.2 Re-develop Existing Well		per foot	$13.44		$0.00

J. Groundwater Sample Collection / Gauging Depth to Water/Product				
1.2 Groundwater Purge	37	per well	$73.29	$2,711.73
2.2 Air or Vapors		sample	$14.66	$0.00
3.2 Water Supply Sample		sample	$26.87	$0.00
4.1A HydraSleeve	5	sample	$34.20	$171.00
4.2B No-purge Groundwater Sample/Surface wate	4	sample	$57.24	$228.96
5.2 Gauge Well only		sample	$8.55	$0.00
6.2 Sample Below Product	4	sample	$14.66	$58.64
7.2 Passive Diffusion Bag		sample	$31.75	$0.00
8.2 Field Duplicates (MWs & WSWs) and Field Bla	5	sample	$30.06	$150.30
9.2 Groundwater (low flow purge)		sample	$111.16	$0.00
10.2 Equipment Blank		sample	$30.06	$0.00
11.1 Sample Product		per well	$52.66	$0.00
K. Laboratory Analyses-Groundwater				
1.2 BTEXNM+Oxyg's+1,2 DCA+Eth(8260D)	52	per sample	$149.02	$7,749.04
2.2 Lead, Filtered		per sample	$16.85	$0.00
3.2 Rush EPA Method 8260B		per sample	$187.62	$0.00
4.2 Trimethal, Butyl, and Isopropyl Benzenes		per sample	$34.20	$0.00
5.2 PAH's		per sample	$74.02	$0.00
6.2 Lead		per sample	$19.54	$0.00
7.2 EDB by EPA 8011	50	per sample	$55.21	$2,760.50
8.2 EDB by EPA Method 8011 Rush		per sample	$83.31	$0.00
9.2 8 RCRA Metals		per sample	$77.45	$0.00
10.2 TPH (9070)		per sample	$50.09	$0.00
11.2 PH		per sample	$6.35	$0.00
12.2 BOD		per sample	$24.42	$0.00
13.2 Ethanol		per sample	$18.08	$0.00
K. Analyses-Drinking Water				
14.2 BTEXNM+1,2 DCA (524.2)		per sample	$151.52	$0.00
15.2 7-OXYGENATES & ETHANOL (8260D)		per sample	$112.07	$0.00
16.2 EDB (504.1)		per sample	$97.11	$0.00
17.2 RCRA METALS (200.8)		per sample	$122.15	$0.00
K. Analyses-Soil				
18.2 BTEX + Naphth.		per sample	$78.18	$0.00
19.2 PAH's		per sample	$78.22	$0.00
20.2 8 RCRA Metals		per sample	$68.89	$0.00
21.2 TPH-DRO (3550C/8015C)		per sample	$48.86	$0.00
22.2 TPH-GRO (5035B/8015C)		per sample	$43.92	$0.00
23.2 Grain size/hydrometer		per sample	$127.04	$0.00
24.2 Total Organic Carbon		per sample	$37.38	$0.00

K. Analyses-Air					
25.2 BTEX + Naphthalene		per sample	$263.84		$0.00
K. Hydrocarbon Fuel Identification					
27.1 C3-C44 Whole Oil (ASTM D3328)		per sample	$465.93		$0.00
28.1 Fuel Oxygenates (1624 Mod)		per sample	$398.39		$0.00
29.1 ALKYL Leads, EDB MMT (8080)		per sample	$398.39		$0.00
30.1 C8-C40 Full Scan (ASTM 5739)		per sample	$629.64		$0.00
31.1 Simulated Distillation (ASTM 2887)		per sample	$398.39		$0.00
32.1 Parent & Alk. PAH Com. (8270 SIM)		per sample	$723.63		$0.00
33.1 C3-C10 Piano (8260 MOD)		per sample	$599.88		$0.00
34.1 C10+Alkane Fingerprints		per sample	$599.88		$0.00
35.1 Expert Data Interpretation & Report		each	$595.30		$0.00
L. Aquifer Characterization					
1.2 Pumping Test		per hour	$28.09		$0.00
2.2 Slug Test		per test	$233.31		$0.00
3.2 Fractured Rock		per test	$122.15		$0.00
M. Free Product					
1.1 Free Product Recovery Rate Test		each	$46.42		$0.00
N.					
O. Risk Evaluation					
1.2 Tier I Risk Evaluation		each	$366.45		$0.00
2.2 Tier II Risk Evaluation		each	$122.15		$0.00
P. Survey					
1.1 Subsequent Survey		each	$297.65		$0.00
Q. Disposal (gallons or tons)					
1.2 Wastewater	400	gallon	$1.19		$476.00
2.2 Free Product		gallon	$1.63		$0.00
3.2 Soil Treatment/Disposal		ton	$156.25		$0.00
4.2 Drilling fluids		gallon	$1.25		$0.00
R. Miscellaneous (attach receipts)					
		each	$0.00		$0.00
		each	$0.00		$0.00
		each	$0.00		$0.00
T. Tier I Assessment (Use DHEC 3665 form)					
1.2 Southeast Region		standard	$12,622.56		$0.00
2.2 All Other Counties		standard	$13,844.06		$0.00
U. IGWA (Use DHEC 3666 form)					
1.2 Southeast Region		standard	$4,353.67		$0.00
2.2 All Other Counties		standard	$4,720.01		$0.00
22. Active Correction Action		PFP	Bid Cost		$0.00

W. Aggressive Fluid & Vapor Recovery (AFVR)				
1.2 8-hour Event	per event	$1,787.40		$0.00
2.1 24-hour Event	per event	$4,407.78		$0.00
3.1 48-hour Event	per event	$7,242.29		$0.00
4.1 96-hour Event	per event	$14,482.28		$0.00
5.1 Off-gas Treatment 8 hour	per event	$141.17		$0.00
6.2 Off-gas Treatment 24 hour	per event	$294.30		$0.00
7.2 Off-gas Treatment 48 hour	per event	$386.10		$0.00
8.1 Off-gas Treatment 96 hour	per event	$898.84		$0.00
9.1 Off-gas Treatment 8 hour (w/chlorinated compounds)	per event	$464.40		$0.00
10.1 Off-gas Treatment 24 hour (w/chlorinated compounds)	per event	$540.00		$0.00
11.1 Off-gas Treatment 48 hour (w/chlorinated compounds)	per event	$1,080.00		$0.00
12.1 Off-gas Treatment 96 hour (w/chlorinated compounds)	per event	$2,160.00		$0.00
13.2 AFVR Effluent Disposal(w/chlorinated compounds)	gallon	$0.64		$0.00
14.2 AFVR Site Reconnaissance	each	$302.40		$0.00
15.1 Additional Hook-ups	each	$29.68		$0.00
16.2 AFVR Effluent Disposal	gallon	$0.53		$0.00
17.2 AFVR Mobilization/Demobilization	each	$777.60		$0.00
18.1 Mobilization for absorbents/skimmers	each	$516.69		$0.00
19.1 Well sock 2" ID well	each	$36.94		$0.00
20.1 Well sock 4" ID well	each	$49.03		$0.00
21.1 pad (per pad)	each	$49.95		$0.00
22.1 3" diameter x 10' length boom	each	$108.00		$0.00
23.1 5" diameter x 10' length boom	each	$132.84		$0.00
24.1 New FPP recovery skimmer (2" wells)	each	$791.10		$0.00
25.1 New FPP recovery skimmer (4" wells)	each	$1,247.40		$0.00
26.1 Refurbished FPP recovery skimmer (2" or 4" wells)	each	$760.32		$0.00
27.1 Disposal of Absorbents	pound	$4.10		$0.00
28.1 Disposal of product from skimmers	gallon	$0.50		$0.00
X. Granulated Activated Carbon (GAC) filter system installation & service:				
1.2 New GAC System Installation	each	$2,320.86		$0.00
2.2 Refurbished GAC Sys. Install	each	$1,099.35		$0.00
3.2 Filter replacement/removal	each	$427.53		$0.00
4.2 GAC System removal, cleaning, & refurbishment	each	$335.92		$0.00
5.2 GAC System housing	each	$305.38		$0.00
6.2 In-line particulate filter	each	$183.22		$0.00
7.2 Additional piping & fittings	foot	$1.84		$0.00

Y. Well Repair					
1.2 Additional Copies of the Report Delivered		each	$61.07		$0.00
2.2 Repair 2x2 MW pad		each	$61.07		$0.00
3.2 Repair 4x4 MW pad		each	$107.49		$0.00
4.2 Replace well vault		each	$144.14		$0.00
5.2 Replace well cover bolts		each	$3.18		$0.00
6.2 Replace locking well cap & lock		each	$18.32		$0.00
7.2 Replace/Repair stick-up		each	$163.68		$0.00
8.2 Convert Flush-mount to Stick-up		each	$183.22		$0.00
9.2 Convert Stick-up to Flush-mount		each	$158.79		$0.00
10.2 Replace missing/illegible well ID plate		each	$14.66		$0.00
11.1 Down-hole Camera		per foot	$29.25		$0.00
Z. High Resolution Site Characterization					
1.1 HRSC Screening Equipment Mobilization		each	$1,468.80		$0.00
2.1 HRSC Drilling Category 1		per foot	$31.32		$0.00
3.1 HRSC Drilling Category 2		per foot	$36.18		$0.00
4.1 HRSC Drilling Category 3		per foot	$29.16		$0.00
5.1 HRSC 3-D Model		each	$4,363.20		$0.00
S. Report Prep & Project Management	12%	percent	$16,039.46		$1,924.74
TOTAL					$17,964.20

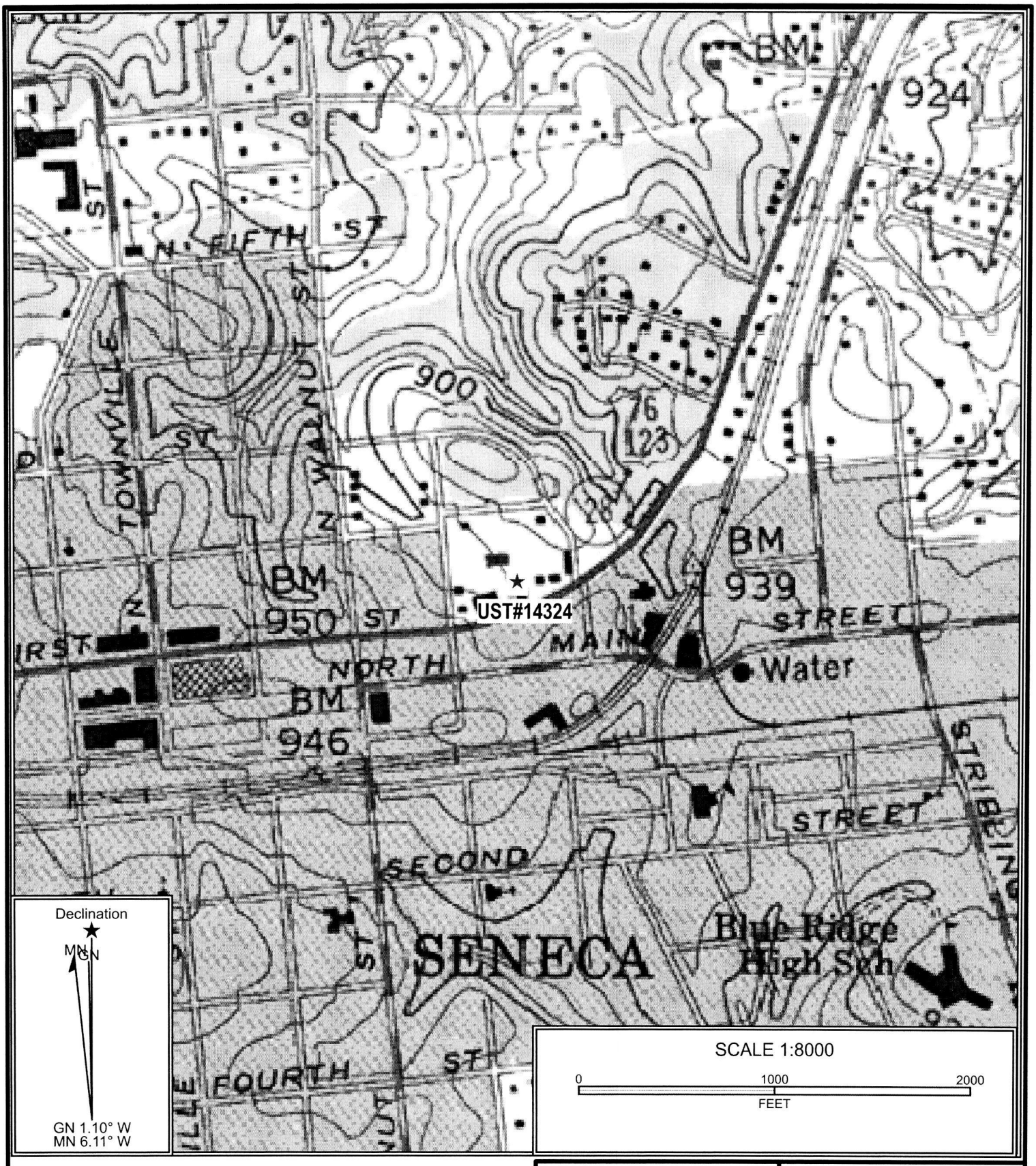

Reference: Seneca, South Carolina
USGS 7.5 Min. Quad
Countour Interval – 20 Feet

Midlands Environmental Consultants, Inc.

Site Location

UST-Unknown #14324
519 East North 1st Street, Seneca, SC
UST Permit# 14324

Figure 1

MECI# 25-8504

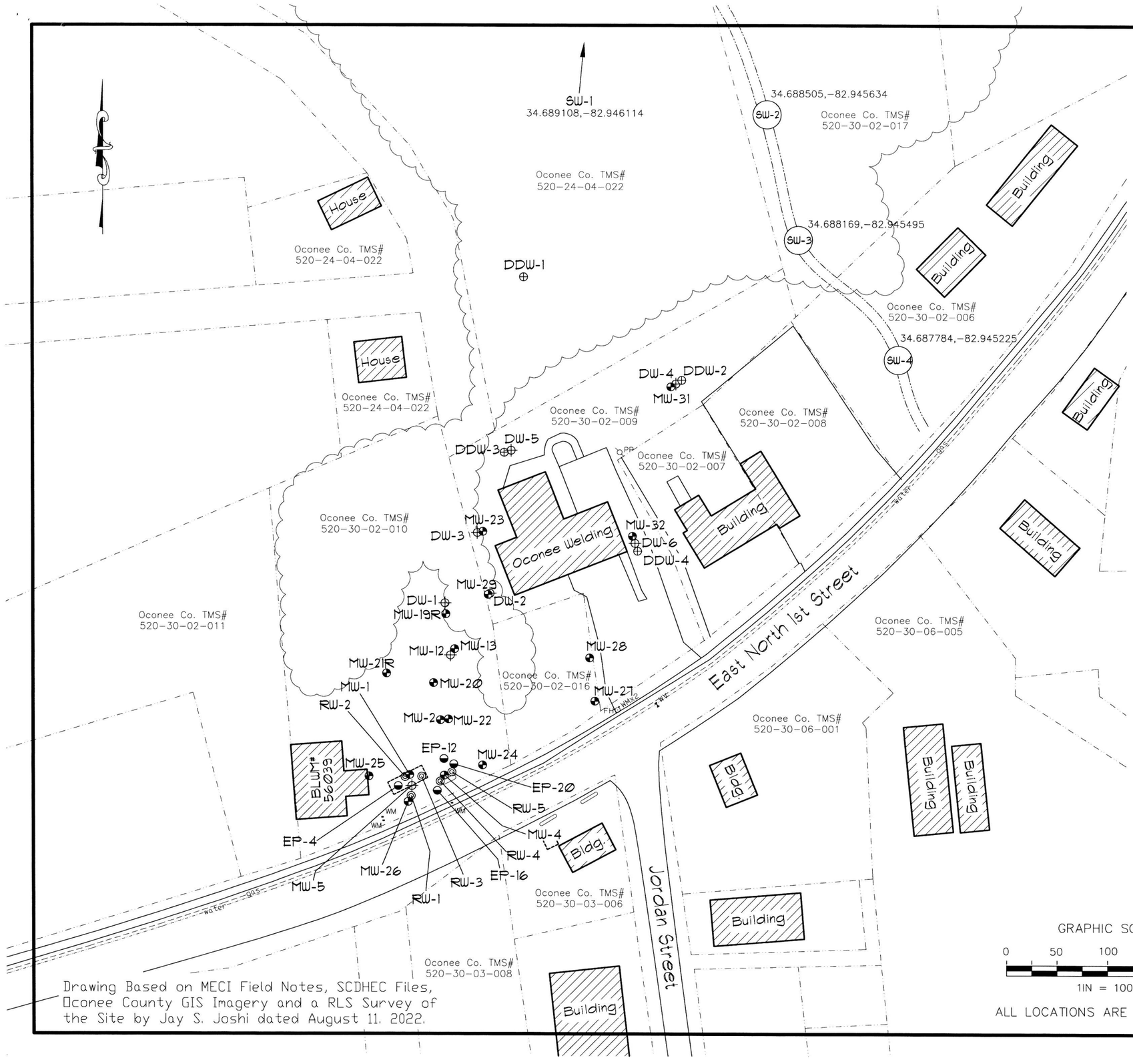

Site Base Map

UST-Unknown 14324
519 East North 1st Street
Seneca, South Carolina
UST Permit# 14324

Midlands Environmental Consultants, Inc.

JOB NO. 25-8504
DATE June 3, 2025
FIGURE 2

Shallow

Domenico Model

UST # 14324
Site Name: Unknown UST
Modeler: Erin Jezek
Date: 10.6.25

Groundwater Flow Parameters

K	150	ft/yr
dh/dx	0.0274	
θeff	0.32	dec. %
v_x	12.84375	ft/yr

Transport Parameters

x_{max}	285	ft
$y_{max/2}$	94	ft
z	0	ft
Source Width	62	ft
Source Thickness	40	ft
Plume Length	312	ft
α_x	14.1315887	ft
α_y	1.41315887	ft
α_z	1.00E-99	ft

Simulation Time

t_{sim} 50 yrs

Aquifer Characteristics

ρ_d	1.6	kg/L
f_{oc}	0.0002	



Source Area CoC Data

CoC	C_{source} (mg/L)	K_{oc} (L/kg)
Benzene	21.5	81
Toluene	26.1	133
Ethylbenzene	2.18	176
Xylenes	10.9	639
Naphthalene		1543
MtBE		11
EDB	0.232	28
1,2-DCA	0.515	17.5

Retarded Velocity (ft/yr)

CoC	R	v_R
Benzene	1.081	11.88
Toluene	1.133	11.34
Ethylbenzene	1.176	10.92
Xylenes	1.639	7.84
Naphthalene	2.543	5.05
MtBE	1.011	12.70
EDB	1.028	12.49
1,2-DCA	1.018	12.62

Simulation Points for Breakthrough Curves

x		ft
y		ft
z		ft

x		ft
y		ft
z		ft

$$C(x,y,z,t) = \left(\frac{C_0}{8}\right)\exp\left[\left(\frac{x}{2\alpha_x}\right)\left(1-\sqrt{1+\frac{4\lambda\alpha_x}{v}}\right)\right] erfc\left[\frac{x-vt\sqrt{1+\frac{4\lambda\alpha_x}{v}}}{2\sqrt{\alpha_x vt}}\right]\left\{erf\left[\frac{y+\frac{Y}{2}}{2\sqrt{\alpha_y x}}\right]-erf\left[\frac{y-\frac{Y}{2}}{2\sqrt{\alpha_y x}}\right]\right\}\left\{erf\left[\frac{z+Z}{2\sqrt{\alpha_z x}}\right]-erf\left[\frac{z-Z}{2\sqrt{\alpha_z x}}\right]\right\}$$

Benzene Calibration

Spatial Calibration Data (centerline)

x	C_{obs} (mg/L)	C_{sim} (mg/L)	
0	21.5	21.5	4
28.5		14.024	
57	9.41	9.024	2
85.5		5.701	
114	4.93	3.572	13
142.5		2.234	
171		1.398	
199.5		0.876	
228		0.550	
256.5		0.347	
285	0.218	0.219	29

Temporal Calibration Data

t (yrs)	C_{obs} (mg/L)	C_{sim} (mg/L)	C_{obs} (mg/L)	C_{sim} (mg/L)
0		21.5		21.5
5		21.500		21.500
10		21.500		21.500
15		21.500		21.500
20		21.500		21.500
25		21.500		21.500
30		21.500		21.500
35		21.500		21.500
40		21.500		21.500
45		21.500		21.500
50		21.500		21.500

Site ID 14324

Site Name Unknown UST

Model Calibration Parameters

$t_{1/2}$	3.215	yrs	λ	0.21555	yr^{-1}
v_x	12.84375	ft/yr			
R	1.081				
v_R	11.881	ft/yr	C_{source}	21.5	mg/L
L_p	312	ft			
α_x	14.13159	ft	t_{sim}	50	yrs
α_y	1.413159	ft			
α_z	1E-99	ft			

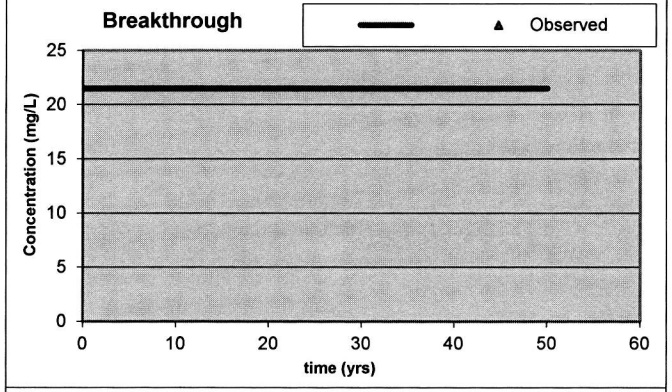

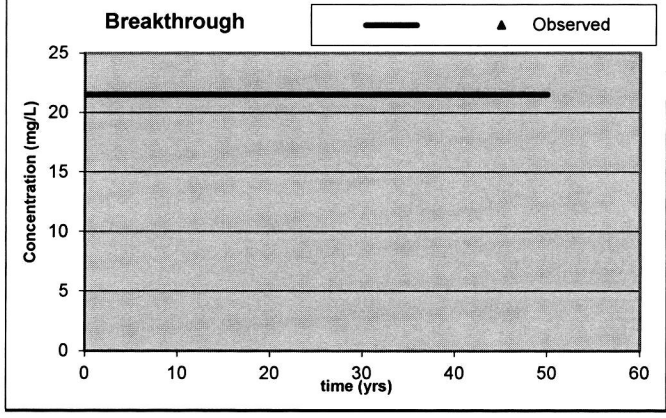

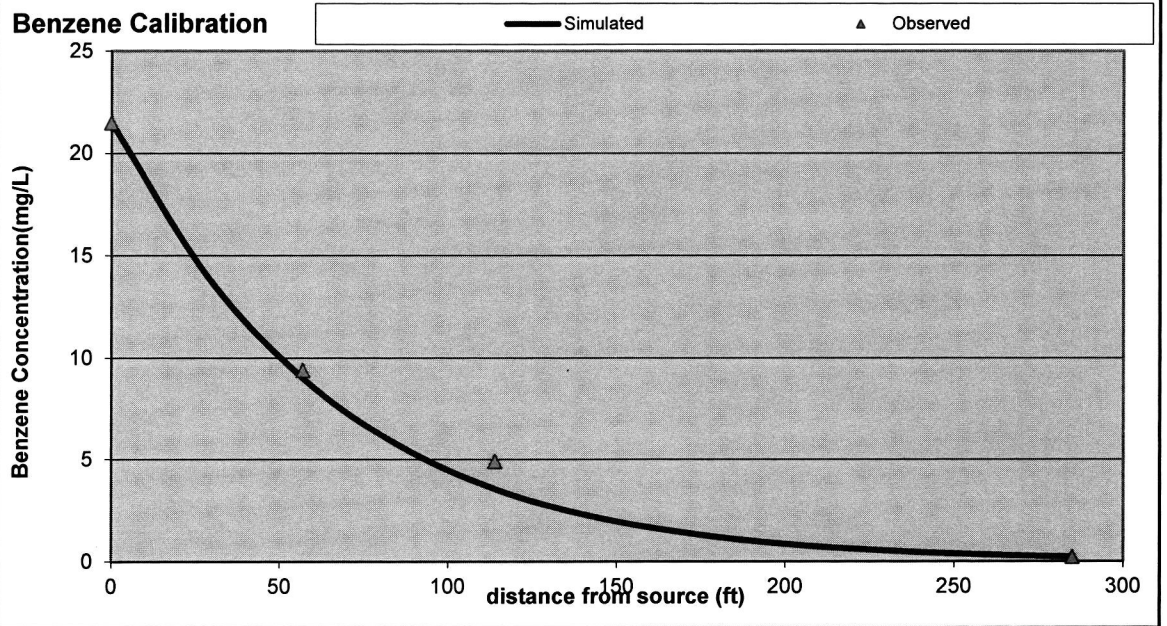

Source	28.5	57	85.5	114	142.5	171	199.5	228	256.5	285
94	1.5619E-11	3.1691E-06	0.00015128	0.00087467	0.00215594	0.003456	0.004323	0.004625	0.004453	0.003982
47	0.52358043	0.94988526	0.90647865	0.72686145	0.54116108	0.3873589	0.270724	0.186224	0.12666	0.085427
0	14.0237548	9.02374116	5.70065381	3.57206702	2.23385156	1.3979234	0.876316	0.550473	0.34652	0.218575
47	0.52358043	0.94988526	0.90647865	0.72686145	0.54116108	0.3873589	0.270724	0.186224	0.12666	0.085427
94	1.5619E-11	3.1691E-06	0.00015128	0.00087467	0.00215594	0.003456	0.004323	0.004625	0.004453	0.003982

Toluene Calibration

Spatial Calibration Data (centerline)

x	C_{obs} (mg/L)	C_{sim} (mg/L)	
0	26.1	26.1	4
28.5		21.535	
57	23.3	17.529	2
85.5		14.008	
114	11	11.103	13
142.5		8.784	
171		6.953	
199.5		5.513	
228		4.380	
256.5		3.487	
285	2.79	2.781	29

Temporal Calibration Data

	0		0	
t (yrs)	C_{obs} (mg/L)	C_{sim} (mg/L)	C_{obs} (mg/L)	C_{sim} (mg/L)
0		26.1		26.1
5		26.100		26.100
10		26.100		26.100
15		26.100		26.100
20		26.100		26.100
25		26.100		26.100
30		26.100		26.100
35		26.100		26.100
40		26.100		26.100
45		26.100		26.100
50		26.100		26.100

Site ID 14324

Site Name Unknown UST

Model Calibration Parameters

$t_{1/2}$	8.3	yrs	λ	0.08349	yr^{-1}
v_x	12.84375	ft/yr			
R	1.133				
v_R	11.336	ft/yr	C_{source}	26.1	mg/L
L_p	312	ft			
α_x	14.13159	ft	t_{sim}	50	yrs
α_y	1.413159	ft			
α_z	1E-99	ft			

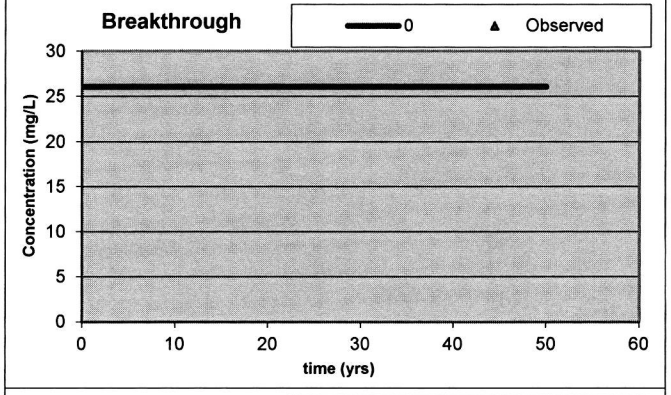

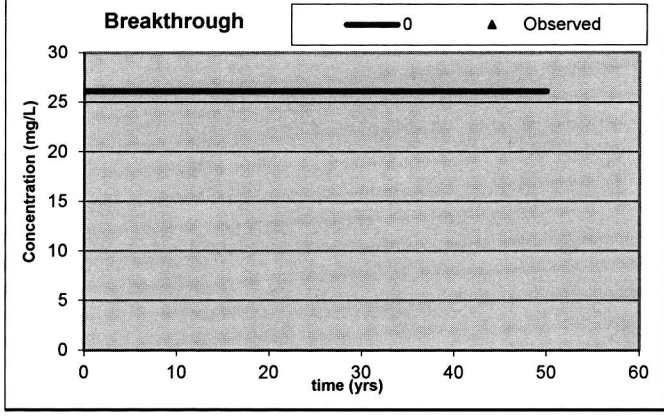

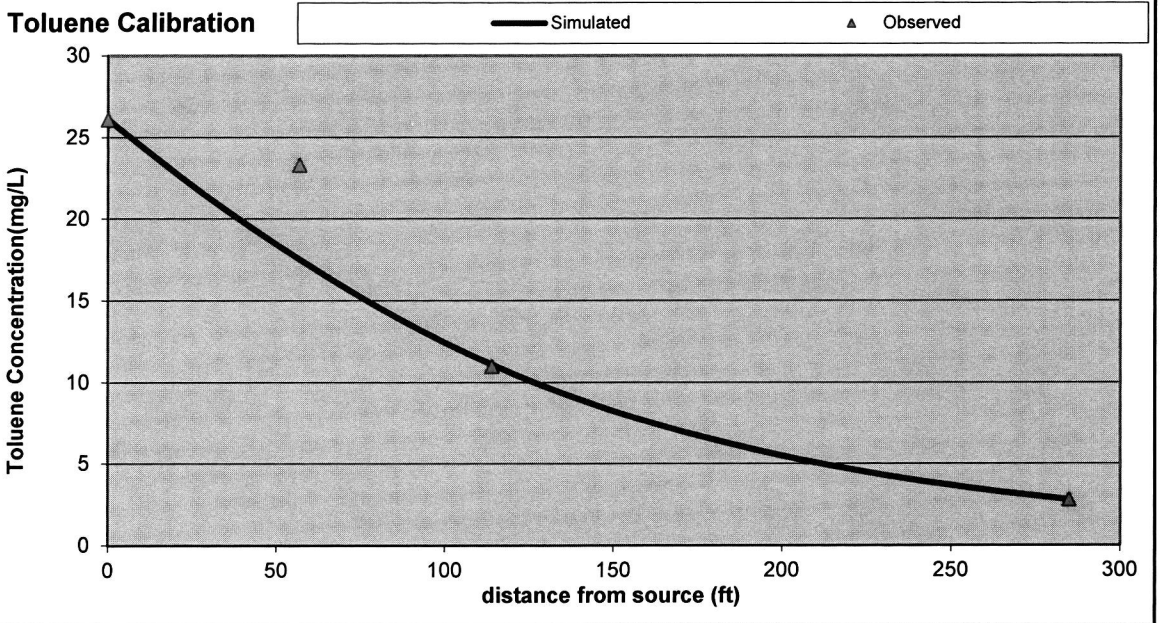

Source	28.5	57	85.5	114	142.5	171	199.5	228	256.5	285
94	2.3984E-11	6.1562E-06	0.00037172	0.00271879	0.00847715	0.0171895	0.027198	0.036801	0.044817	0.050658
47	0.80402361	1.84518455	2.22745626	2.25935939	2.12784514	1.9266422	1.703237	1.481883	1.274633	1.086878
0	21.5352395	17.5289252	14.0080046	11.1033308	8.78350342	6.9529793	5.513264	4.380413	3.487185	2.780912
47	0.80402361	1.84518455	2.22745626	2.25935939	2.12784514	1.9266422	1.703237	1.481883	1.274633	1.086878
94	2.3984E-11	6.1562E-06	0.00037172	0.00271879	0.00847715	0.0171895	0.027198	0.036801	0.044817	0.050658

Ethylbenzene Calibration

Spatial Calibration Data (centerline)

x	C_{obs} (mg/L)	C_{sim} (mg/L)	
0	2.18	2.18	4
28.5		1.618	
57	1.6	1.185	2
85.5		0.852	
114	0.675	0.608	13
142.5		0.433	
171		0.308	
199.5		0.220	
228		0.157	
256.5		0.113	
285	0.0814	0.081	29

Temporal Calibration Data

	0		0	
t (yrs)	C_{obs} (mg/L)	C_{sim} (mg/L)	C_{obs} (mg/L)	C_{sim} (mg/L)
0		2.18		2.18
5		2.180		2.180
10		2.180		2.180
15		2.180		2.180
20		2.180		2.180
25		2.180		2.180
30		2.180		2.180
35		2.180		2.180
40		2.180		2.180
45		2.180		2.180
50		2.180		2.180

Site ID 14324

Site Name Unknown UST

Model Calibration Parameters

$t_{1/2}$	5.3	yrs	λ	0.13075	yr^{-1}
v_x	12.84375	ft/yr			
R	1.176				
v_R	10.922	ft/yr	C_{source}	2.18	mg/L
L_p	312	ft			
α_x	14.13159	ft	t_{sim}	50	yrs
α_y	1.413159	ft			
α_z	1E-99	ft			

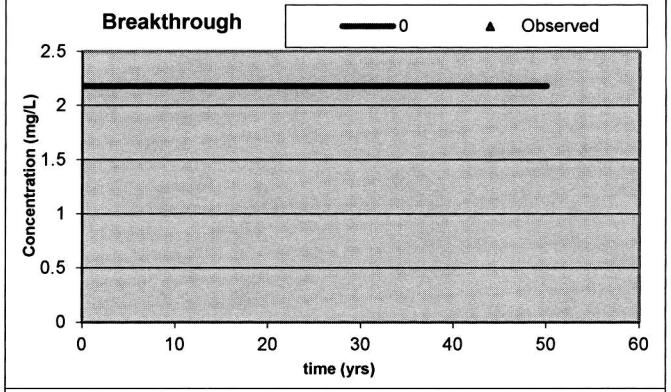

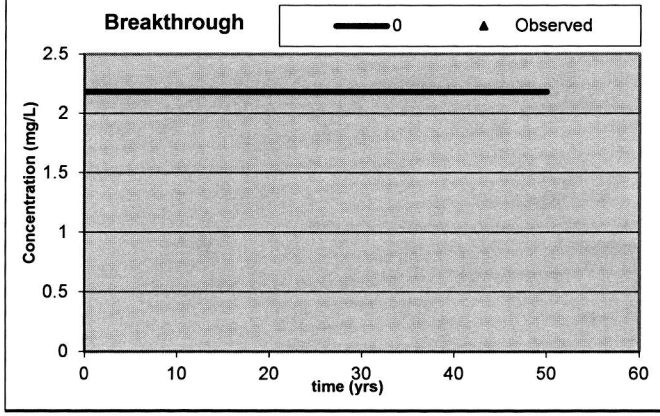

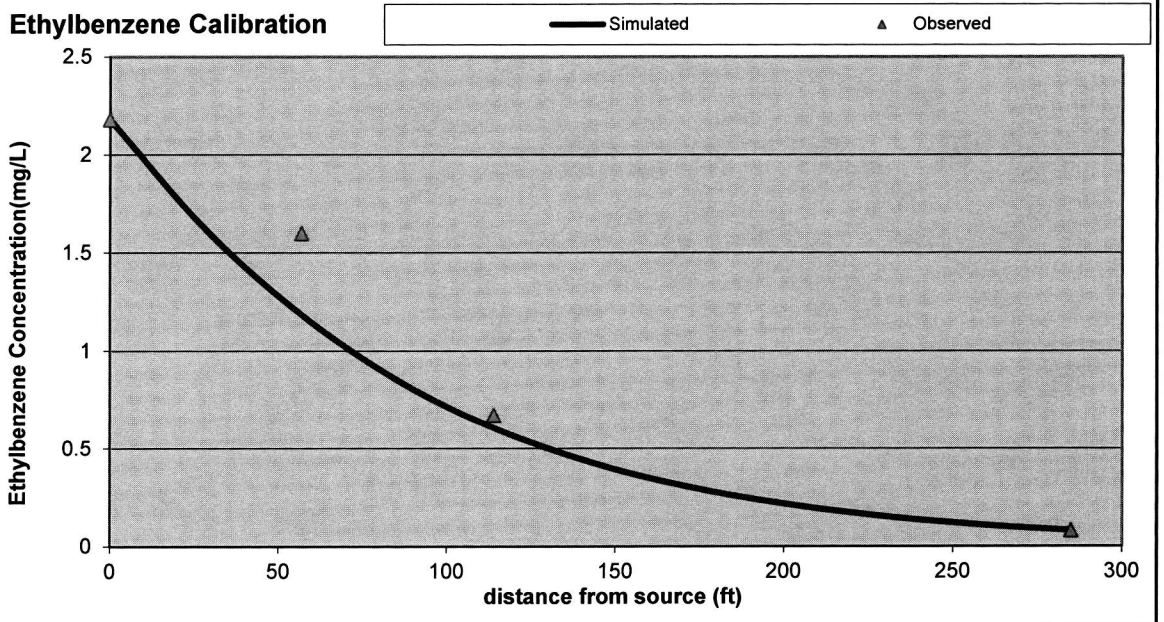

Source	28.5	57	85.5	114	142.5	171	199.5	228	256.5	285
94	1.8024E-12	4.1624E-07	2.2613E-05	0.00014881	0.00041746	0.0007616	0.001084	0.00132	0.001447	0.001472
47	0.0604217	0.1247591	0.13550337	0.12366176	0.10478547	0.0853645	0.067901	0.053157	0.041145	0.031578
0	1.61835528	1.18518924	0.85215224	0.6077198	0.43254256	0.3080684	0.219791	0.157131	0.112567	0.080796
47	0.0604217	0.1247591	0.13550337	0.12366176	0.10478547	0.0853645	0.067901	0.053157	0.041145	0.031578
94	1.8024E-12	4.1624E-07	2.2613E-05	0.00014881	0.00041746	0.0007616	0.001084	0.00132	0.001447	0.001472

Xylenes Calibration

Spatial Calibration Data (centerline)

x	C_{obs} (mg/L)	C_{sim} (mg/L)	
0	10.9	10.9	4
28.5		8.235	
57	9.51	6.138	2
85.5		4.491	
114	3.86	3.259	13
142.5		2.360	
171		1.710	
199.5		1.240	
228		0.900	
256.5		0.653	
285	0.472	0.472	29

Temporal Calibration Data

	0		0	
t (yrs)	C_{obs} (mg/L)	C_{sim} (mg/L)	C_{obs} (mg/L)	C_{sim} (mg/L)
0		10.9		10.9
5		10.900		10.900
10		10.900		10.900
15		10.900		10.900
20		10.900		10.900
25		10.900		10.900
30		10.900		10.900
35		10.900		10.900
40		10.900		10.900
45		10.900		10.900
50		10.900		10.900

Site ID 14324

Site Name Unknown UST

Model Calibration Parameters

$t_{1/2}$	7.91	yrs	λ	0.08761	yr^{-1}
v_x	12.84375	ft/yr			
R	1.639				
v_R	7.836	ft/yr	C_{source}	10.9	mg/L
L_p	312	ft			
α_x	14.13159	ft	t_{sim}	50	yrs
α_y	1.413159	ft			
α_z	1E-99	ft			

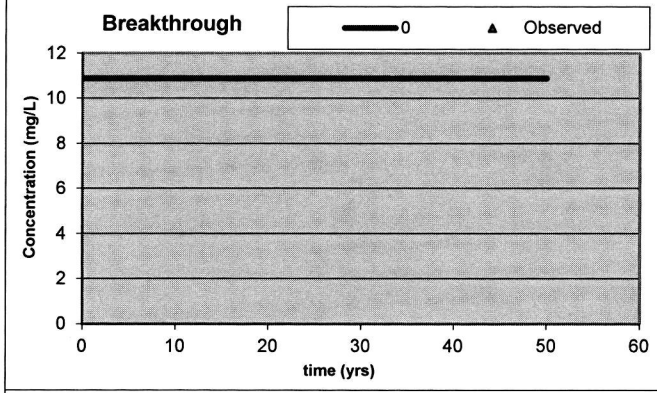

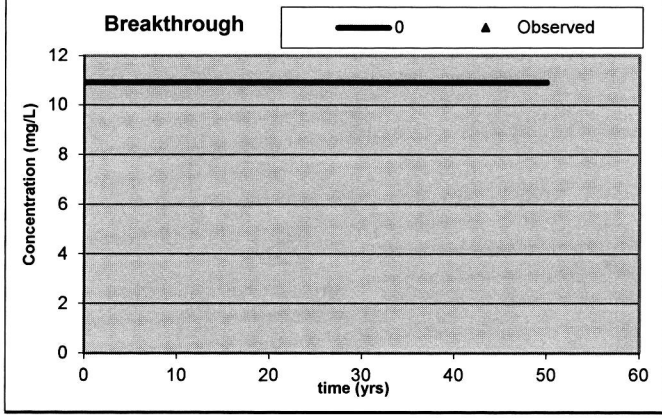

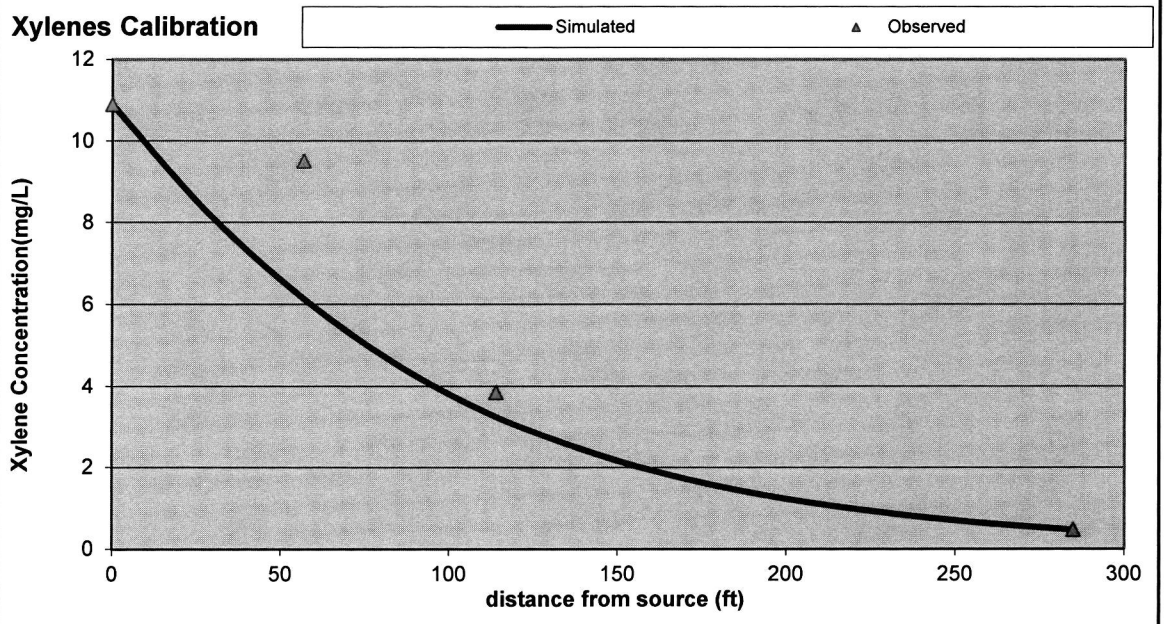

Source	28.5	57	85.5	114	142.5	171	199.5	228	256.5	285
94	9.1716E-12	2.1555E-06	0.00011917	0.00079806	0.00227799	0.0042274	0.006117	0.007559	0.008386	0.008596
47	0.30745686	0.6460742	0.71411996	0.66320064	0.57179599	0.473816	0.383086	0.304402	0.23851	0.184432
0	8.23502815	6.13759007	4.49095046	3.25921415	2.36030899	1.709935	1.240024	0.899807	0.652523	0.471891
47	0.30745686	0.6460742	0.71411996	0.66320064	0.57179599	0.473816	0.383086	0.304402	0.23851	0.184432
94	9.1716E-12	2.1555E-06	0.00011917	0.00079806	0.00227799	0.0042274	0.006117	0.007559	0.008386	0.008596

EDB Calibration

Spatial Calibration Data

(centerline)

x	C_{obs} (mg/L)	C_{sim} (mg/L)	
0	0.232	0.23200	4
28.5		0.18770	
57	0.1	0.14980	2
85.5		0.11738	
114	0.0381	0.09123	13
142.5		0.07077	
171		0.05493	
199.5		0.04271	
228		0.03328	
256.5		0.02598	
285	0.0203	0.02032	29

Temporal Calibration Data

	0		0	
t (yrs)	C_{obs} (mg/L)	C_{sim} (mg/L)	C_{obs} (mg/L)	C_{sim} (mg/L)
0		0.23200		0.23200
5		0.23200		0.23200
10		0.23200		0.23200
15		0.23200		0.23200
20		0.23200		0.23200
25		0.23200		0.23200
30		0.23200		0.23200
35		0.23200		0.23200
40		0.23200		0.23200
45		0.23200		0.23200
50		0.23200		0.23200

Site ID 14324

Site Name Unknown UST

Model Calibration Parameters

$t_{1/2}$	6.77	yrs	λ	0.10236	yr^{-1}
v_x	12.84375	ft/yr			
R	1.028				
v_R	12.494	ft/yr	C_{source}	0.232	mg/L
L_p	312	ft			
α_x	14.13159	ft	t_{sim}	50	yrs
α_y	1.413159	ft			
α_z	1E-99	ft			

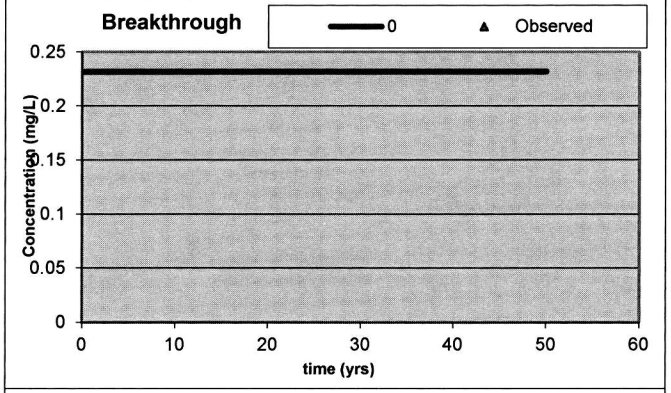

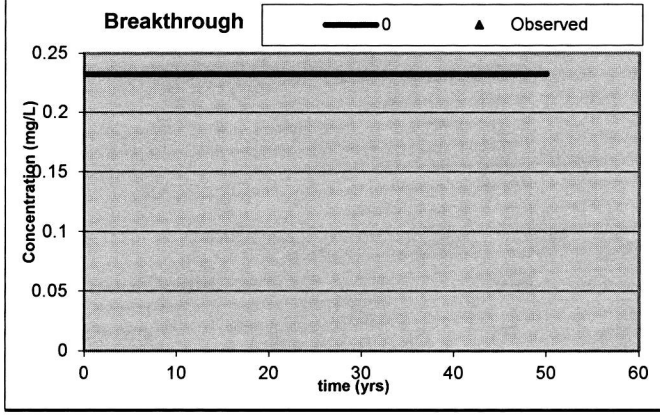

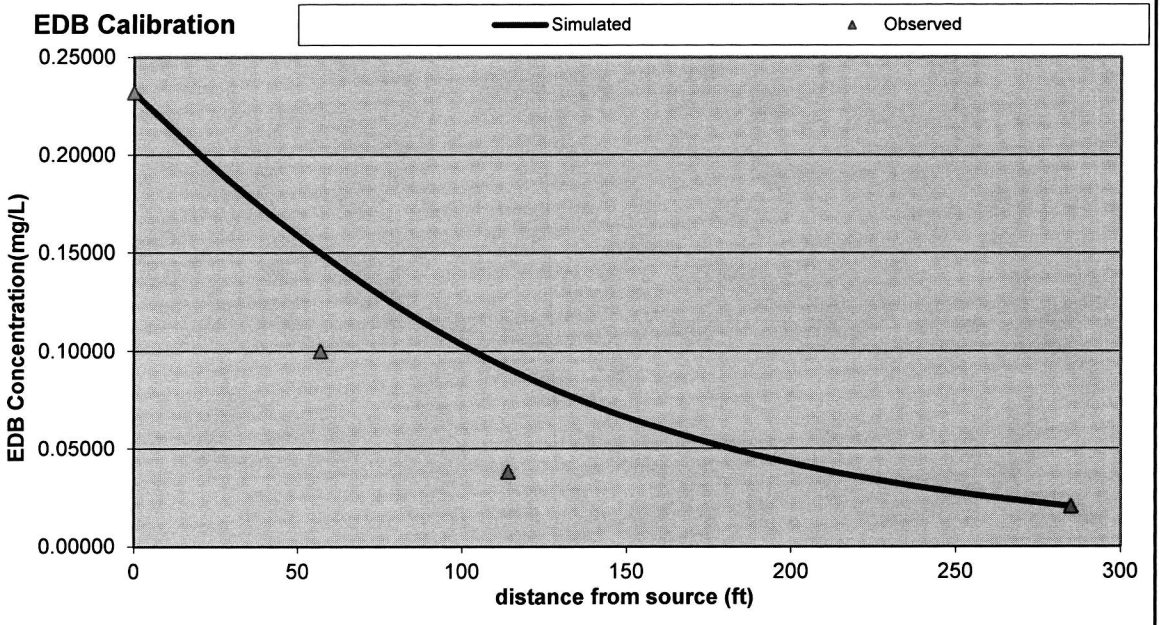

Source	28.5	57	85.5	114	142.5	171	199.5	228	256.5	285
94	2.0904E-13	5.2612E-08	3.115E-06	2.2339E-05	6.8298E-05	0.0001358	0.000211	0.00028	0.000334	0.00037
47	0.00700774	0.01576923	0.0186656	0.01856439	0.01714352	0.0152206	0.013194	0.011257	0.009496	0.007943
0	0.18769763	0.14980491	0.11738402	0.09123231	0.07076651	0.0549288	0.042709	0.033276	0.02598	0.020324
47	0.00700774	0.01576923	0.0186656	0.01856439	0.01714352	0.0152206	0.013194	0.011257	0.009496	0.007943
94	2.0904E-13	5.2612E-08	3.115E-06	2.2339E-05	6.8298E-05	0.0001358	0.000211	0.00028	0.000334	0.00037

1,2-DCA Calibration

Spatial Calibration Data

(centerline)

x	C_{obs} (mg/L)	C_{sim} (mg/L)	
0	0.515	0.515	4
28.5		0.422	
57	0.258	0.341	2
85.5		0.270	
114	0.0824	0.213	13
142.5		0.167	
171		0.131	
199.5		0.103	
228		0.081	
256.5		0.064	
285	0.0515	0.051	29

Temporal Calibration Data

		0		0	
t (yrs)	C_{obs} (mg/L)	C_{sim} (mg/L)	C_{obs} (mg/L)	C_{sim} (mg/L)	
0		0.515		0.515	
5		0.515		0.515	
10		0.515		0.515	
15		0.515		0.515	
20		0.515		0.515	
25		0.515		0.515	
30		0.515		0.515	
35		0.515		0.515	
40		0.515		0.515	
45		0.515		0.515	
50		0.515		0.515	

Site ID 14324

Site Name Unknown UST

Model Calibration Parameters

$t_{1/2}$	7.15	yrs
v_x	12.84375	ft/yr
R	1.018	
v_R	12.623	ft/yr
L_p	312	ft
α_x	14.13159	ft
α_y	1.413159	ft
α_z	1E-99	ft

λ 0.09692 yr^{-1}

C_{source} 0.515 mg/L

t_{sim} 50 yrs

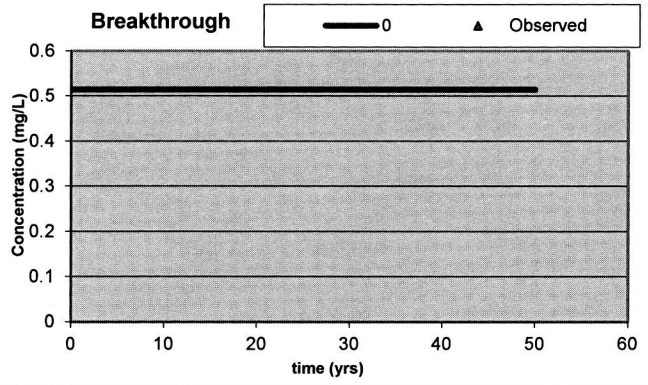

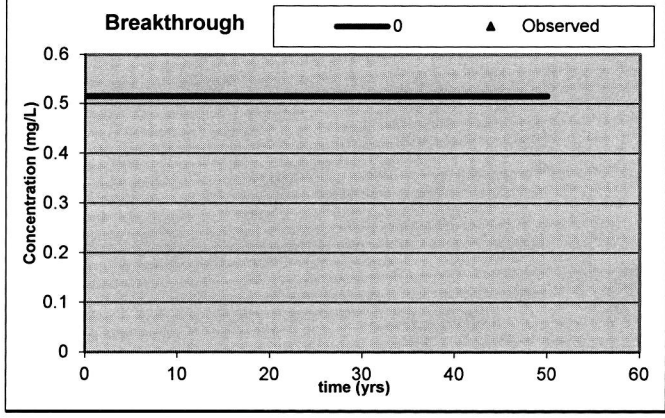

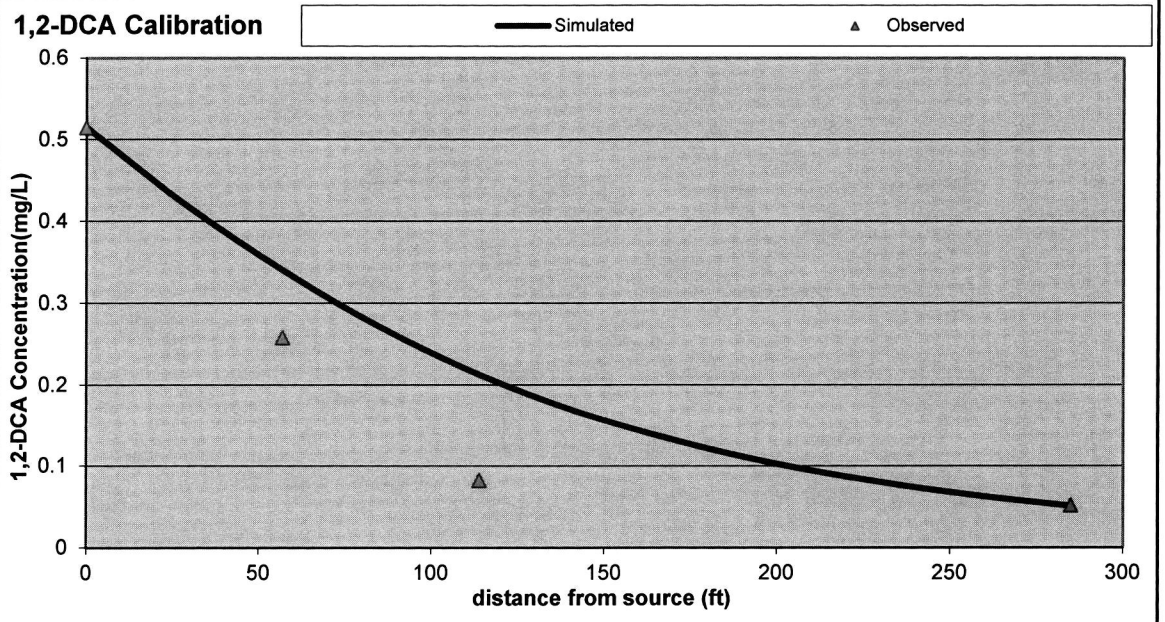

Source	28.5	57	85.5	114	142.5	171	199.5	228	256.5	285
94	4.6973E-13	1.1967E-07	7.1722E-06	5.2067E-05	0.00016114	0.0003243	0.000509	0.000684	0.000827	0.000928
47	0.01574672	0.0358687	0.04297737	0.04326847	0.04044675	0.0363502	0.031897	0.027548	0.023524	0.019918
0	0.42176538	0.34074624	0.27027564	0.21263731	0.16695961	0.1311828	0.103249	0.081431	0.064357	0.050964
47	0.01574672	0.0358687	0.04297737	0.04326847	0.04044675	0.0363502	0.031897	0.027548	0.023524	0.019918
94	4.6973E-13	1.1967E-07	7.1722E-06	5.2067E-05	0.00016114	0.0003243	0.000509	0.000684	0.000827	0.000928

SSTLs Final

SSTLs in mg/L			RBSLs (mg/L):	0.005	1.000	0.700	10.0000			0.00005	0.005
MW #	x (ft)	y (ft)	z (ft)	Benzene SSTL	Toluene SSTL	Ethylbenzene SSTL	Xylenes SSTL			EDB SSTL	1,2-DCA SSTL
MW1	640			44.39	26.54	3.7	21.68			0.0107825	0.820088398
MW2	580			44.39	26.54	3.7	21.68			0.0066343	0.517698514
MW4	630			44.39	26.54	3.7	21.68			0.0099463	0.759730059
MW13	515			19.13973	26.54	3.7	21.68			0.0039045	0.313269707
MW19 R	495			13.96494	26.54	3.7	21.68			0.0033137	0.268152227
MW20	555			35.90342	26.54	3.7	21.68			0.0054134	0.426971163
MW22	570			44.39	26.54	3.7	21.68			0.0061164	0.479333955
MW24	595			44.39	26.54	3.7	21.68			0.0074930	0.580973444
MW25	675			44.39	26.54	3.7	21.68			0.0142937	1.070992235
MW26	665			44.39	26.54	3.7	21.68			0.0131889	0.992447993
MW27	490			12.90571	26.54	3.7	21.68			0.0031803	0.257907685
MW29	450			6.858364	26.54	3.7	21.68			0.0022866	0.188635227
EP 4	660			44.39	26.54	3.7	21.68			0.0126686	0.955335176
EP 12	610			44.39	26.54	3.7	21.68			0.0084612	0.651845115
EP 16	630			44.39	26.54	3.7	21.68			0.0099463	0.759730059
EP 20	604			44.39	26.54	3.7	21.68			0.0080599	0.622529424

Shallow

Domenico Model

UST # 14324
Site Name: Unknown UST
Modeler: Erin Jezek
Date: 10.6.25

Groundwater Flow Parameters

K	200	ft/yr
dh/dx	0.0274	
θeff	0.32	dec. %
v_x	17.125	ft/yr

Transport Parameters

x_{max}	285	ft
$y_{max/2}$	94	ft
z	0	ft
Source Width	62	ft
Source Thickness	40	ft
Plume Length	312	ft
α_x	14.1315887	ft
α_y	1.41315887	ft
α_z	1.00E-99	ft

Simulation Time

t_{sim} 50 yrs

Aquifer Characteristics

ρ_d	1.6	kg/L
f_{oc}	0.0002	

Source Area CoC Data / Retarded Velocity (ft/yr)

CoC	C_{source} (mg/L)	K_{oc} (L/kg)	CoC	R	v_R
Benzene		81	Benzene	1.081	15.84
Toluene		133	Toluene	1.133	15.11
Ethylbenzene		176	Ethylbenzene	1.176	14.56
Xylenes		639	Xylenes	1.639	10.45
Naphthalene	1.05	1543	Naphthalene	2.543	6.73
MtBE		11	MtBE	1.011	16.94
EDB		28	EDB	1.028	16.66
1,2-DCA		17.5	1,2-DCA	1.018	16.83

Simulation Points for Breakthrough Curves

x		ft
y		ft
z		ft

x		ft
y		ft
z		ft

$$C(x,y,z,t) = \left(\frac{C_0}{8}\right)\exp\left[\left(\frac{x}{2\alpha_x}\right)\left(1-\sqrt{1+\frac{4\lambda\alpha_x}{v}}\right)\right] erfc\left[\frac{x-vt\sqrt{1+\frac{4\lambda\alpha_x}{v}}}{2\sqrt{\alpha_x vt}}\right]\left\{erf\left[\frac{y+\frac{Y}{2}}{2\sqrt{\alpha_y x}}\right]-erf\left[\frac{y-\frac{Y}{2}}{2\sqrt{\alpha_y x}}\right]\right\}\left\{erf\left[\frac{z+Z}{2\sqrt{\alpha_z x}}\right]-erf\left[\frac{z-Z}{2\sqrt{\alpha_z x}}\right]\right\}$$

Naphthalene Calibration

Spatial Calibration Data

(centerline)

x	C_{obs} (mg/L)	C_{sim} (mg/L)	
0	1.05	1.05	4
28.5		0.764	
57	0.471	0.549	2
85.5		0.387	
114	0.383	0.271	13
142.5		0.189	
171		0.132	
199.5		0.092	
228		0.064	
256.5		0.044	
285	0.195	0.030	29

Temporal Calibration Data

	0		0	
t (yrs)	C_{obs} (mg/L)	C_{sim} (mg/L)	C_{obs} (mg/L)	C_{sim} (mg/L)
0		1.05		1.05
5		1.050		1.050
10		1.050		1.050
15		1.050		1.050
20		1.050		1.050
25		1.050		1.050
30		1.050		1.050
35		1.050		1.050
40		1.050		1.050
45		1.050		1.050
50		1.050		1.050

Site ID 14324

Site Name Unknown UST

Model Calibration Parameters

$t_{1/2}$	8	yrs	λ	0.08663	yr^{-1}
v_x	17.125	ft/yr			
R	2.543				
v_R	6.734	ft/yr	C_{source}	1.05	mg/L
L_p	312	ft			
α_x	14.13159	ft	t_{sim}	50	yrs
α_y	1.413159	ft			
α_z	1E-99	ft			

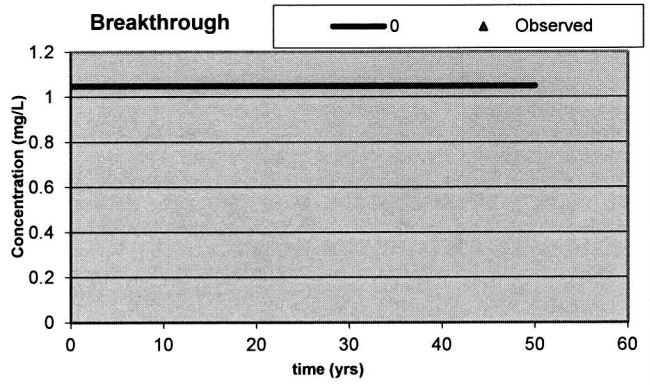

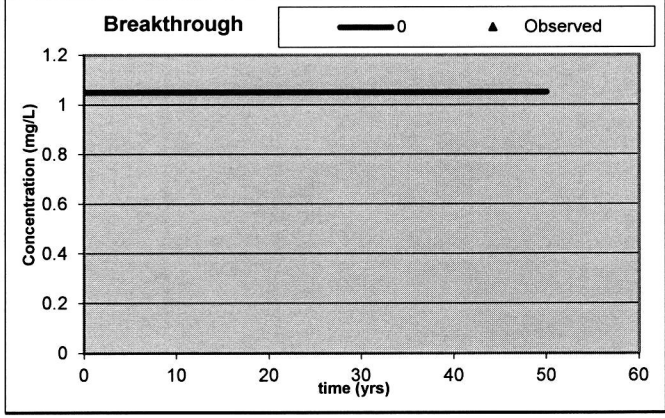

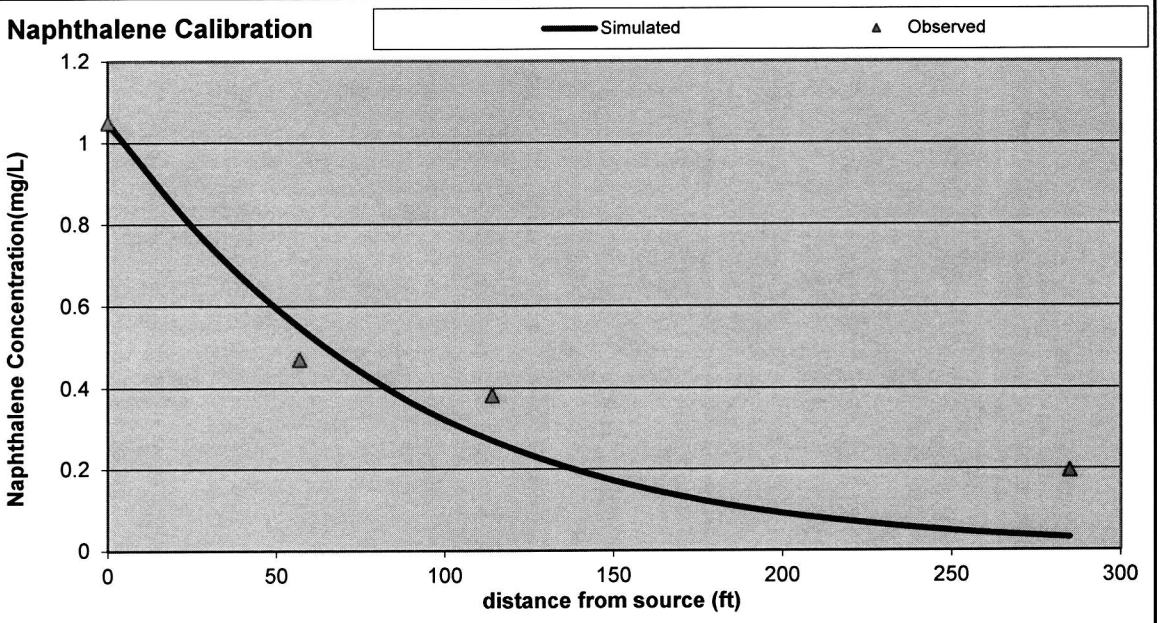

Source	28.5	57	85.5	114	142.5	171	199.5	228	256.5	285
94	8.5138E-13	1.9282E-07	1.0272E-05	6.6278E-05	0.00018222	0.0003255	0.000453	0.000537	0.000568	0.000553
47	0.02854067	0.05779291	0.06155421	0.0550778	0.04573979	0.036484	0.028356	0.021606	0.016164	0.011856
0	0.76444299	0.5490224	0.38710147	0.27067276	0.18880865	0.1316655	0.091787	0.063866	0.044222	0.030336
47	0.02854067	0.05779291	0.06155421	0.0550778	0.04573979	0.036484	0.028356	0.021606	0.016164	0.011856
94	8.5138E-13	1.9282E-07	1.0272E-05	6.6278E-05	0.00018222	0.0003255	0.000453	0.000537	0.000568	0.000553

SSTLs t 1000 yrs

UST Permit # 14324
Site Name: Unknown UST

SSTLs in mg/L		RBSLs (mg/L):							0.025		
MW #	x (ft)	y (ft)	z (ft)						Naphthalene SSTL		
MW1	640	0	0						57.598		
MW2	580	0	0						28.382		
MW4	630	0	0						51.201		
MW13	515	0	0						13.132		
MW19 R	495	0	0						10.350		
MW20	555	0	0						21.112		
MW22	570	0	0						25.216		
MW24	595	0	0						33.886		
MW25	675	0	0						86.915		
MW26	665	0	0						77.283		
MW27	490	0	0						9.751		
MW29	450	0	0						6.046		
EP 4	660	0	0						72.873		
EP 12	610	0	0						40.448		
EP 16	630	0	0						51.201		
EP 20	604	0	0						37.684		
			λ (yr^{-1}):						0.087		
			R:						2.543		
			Pure Substance Solubility:						31		
			Effective Solubility:						6.7		

Intermediate.

Domenico Model

UST # 14324
Site Name: Unknown UST
Modeler: Erin Jezek
Date: 10.6.25

Groundwater Flow Parameters

K	350	ft/yr
dh/dx	0.0266	
θeff	0.32	dec. %
v_x	29.09375	ft/yr

Transport Parameters

x_{max}	477	ft
$y_{max/2}$	75	ft
z	0	ft
Source Width	62	ft
Source Thickness	65	ft
Plume Length	550	ft
α_x	18.757101	ft
α_y	1.8757101	ft
α_z	1.00E-99	ft

Simulation Time

t_{sim} 50 yrs

Aquifer Characteristics

ρ_d	1.6	kg/L
f_{oc}	0.0002	

Source Area CoC Data

CoC	C_{source} (mg/L)	K_{oc} (L/kg)
Benzene	18.1	81
Toluene	33.9	133
Ethylbenzene	1.52	176
Xylenes		639
Naphthalene	0.516	1543
MtBE		11
EDB	0.122	28
1,2-DCA		17.5

Retarded Velocity (ft/yr)

CoC	R	v_R
Benzene	1.081	26.91
Toluene	1.133	25.68
Ethylbenzene	1.176	24.74
Xylenes	1.639	17.75
Naphthalene	2.543	11.44
MtBE	1.011	28.78
EDB	1.028	28.30
1,2-DCA	1.018	28.59

Simulation Points for Breakthrough Curves

x		ft	x		ft
y		ft	y		ft
z		ft	z		ft

$$C(x,y,z,t) = \left(\frac{C_0}{8}\right)\exp\left[\left(\frac{x}{2\alpha_x}\right)\left(1-\sqrt{1+\frac{4\lambda\alpha_x}{v}}\right)\right] erfc\left[\frac{x-vt\sqrt{1+\frac{4\lambda\alpha_x}{v}}}{2\sqrt{\alpha_x vt}}\right]\left\{erf\left[\frac{y+\frac{Y}{2}}{2\sqrt{\alpha_y x}}\right]-erf\left[\frac{y-\frac{Y}{2}}{2\sqrt{\alpha_y x}}\right]\right\}\left\{erf\left[\frac{z+Z}{2\sqrt{\alpha_z x}}\right]-erf\left[\frac{z-Z}{2\sqrt{\alpha_z x}}\right]\right\}$$

Benzene Calibration

Spatial Calibration Data (centerline)

x	C_{obs} (mg/L)	C_{sim} (mg/L)	
0	18.1	18.1	5
47.7		12.384	
95.4		7.937	
143.1	4.06	5.053	12
190.8	5.87	3.247	DW2
238.5		2.107	
286.2		1.379	
333.9		0.909	
381.6		0.603	
429.3		0.401	
477	0.279	0.268	DW4

Temporal Calibration Data

t (yrs)	C_{obs} (mg/L)	C_{sim} (mg/L)	C_{obs} (mg/L)	C_{sim} (mg/L)
0		18.1		18.1
5		18.100		18.100
10		18.100		18.100
15		18.100		18.100
20		18.100		18.100
25		18.100		18.100
30		18.100		18.100
35		18.100		18.100
40		18.100		18.100
45		18.100		18.100
50		18.100		18.100

Site ID 14324

Site Name Unknown UST

Model Calibration Parameters

$t_{1/2}$	3	yrs	λ	0.231	yr^{-1}
v_x	29.09375	ft/yr			
R	1.081				
v_R	26.914	ft/yr	C_{source}	18.1	mg/L
L_p	550	ft			
α_x	18.7571	ft	t_{sim}	50	yrs
α_y	1.87571	ft			
α_z	1E-99	ft			

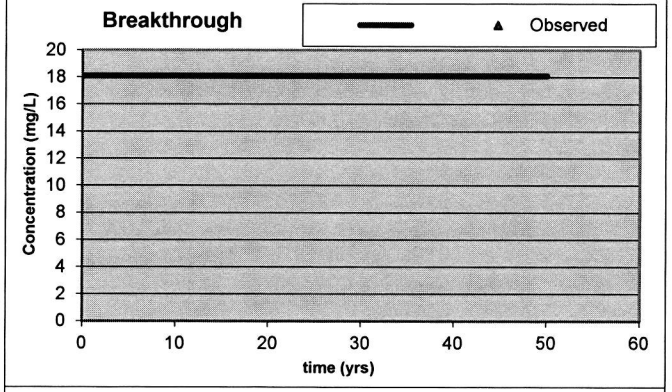

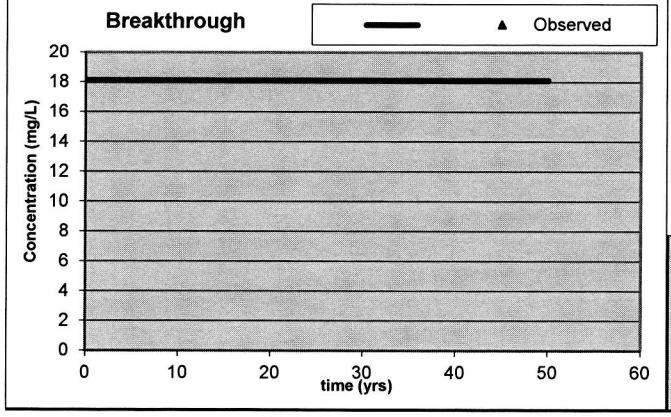

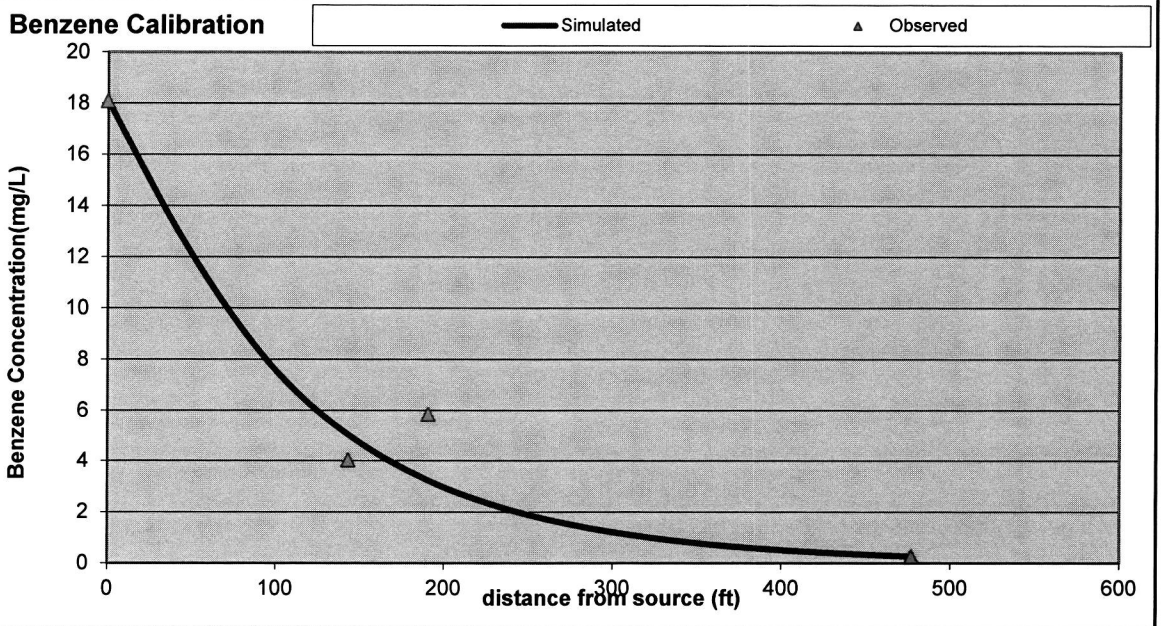

Source	47.7	95.4	143.1	190.8	238.5	286.2	333.9	381.6	429.3	477
75	0.00635059	0.08843451	0.17752716	0.21540534	0.21205911	0.1872505	0.154983	0.122998	0.094826	0.071598
37.5	3.96385253	3.22733392	2.39344797	1.71848842	1.21299792	0.8475498	0.588482	0.406977	0.280741	0.193353
0	12.3843116	7.93710408	5.05303261	3.2466869	2.10699505	1.3790951	0.90902	0.602639	0.401438	0.268486
37.5	3.96385253	3.22733392	2.39344797	1.71848842	1.21299792	0.8475498	0.588482	0.406977	0.280741	0.193353
75	0.00635059	0.08843451	0.17752716	0.21540534	0.21205911	0.1872505	0.154983	0.122998	0.094826	0.071598

Toluene Calibration

Spatial Calibration Data

(centerline)

x	C_{obs} (mg/L)	C_{sim} (mg/L)	
0	33.9	33.9	5
47.7		21.239	
95.4		12.464	
143.1	6.67	7.266	12
190.8		4.275	
238.5	5.25	2.540	2
286.2		1.522	
333.9	0.466	0.919	6
381.6		0.558	
429.3		0.340	
477	0.02	0.208	4

Temporal Calibration Data

	0		0	
t (yrs)	C_{obs} (mg/L)	C_{sim} (mg/L)	C_{obs} (mg/L)	C_{sim} (mg/L)
0		33.9		33.9
5		33.900		33.900
10		33.900		33.900
15		33.900		33.900
20		33.900		33.900
25		33.900		33.900
30		33.900		33.900
35		33.900		33.900
40		33.900		33.900
45		33.900		33.900
50		33.900		33.900

Site ID 14324

Site Name Unknown UST

Model Calibration Parameters

$t_{1/2}$	**2.45**	yrs	λ	0.28286	yr^{-1}
v_x	29.09375	ft/yr			
R	1.133				
v_R	25.679	ft/yr	C_{source}	33.9	mg/L
L_p	550	ft			
α_x	18.7571	ft	t_{sim}	50	yrs
α_y	1.87571	ft			
α_z	1E-99	ft			

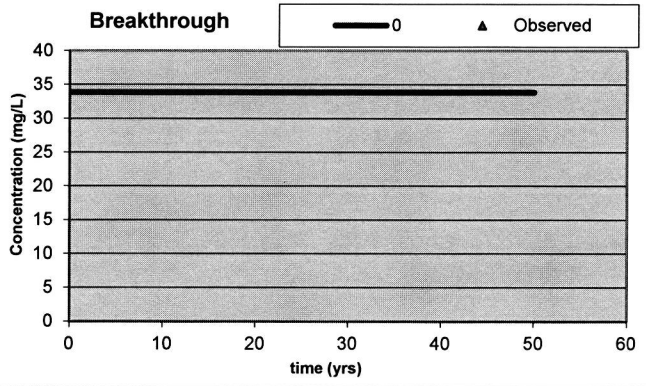

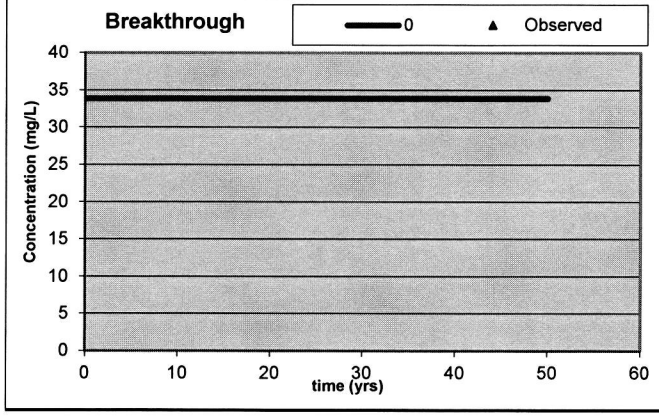

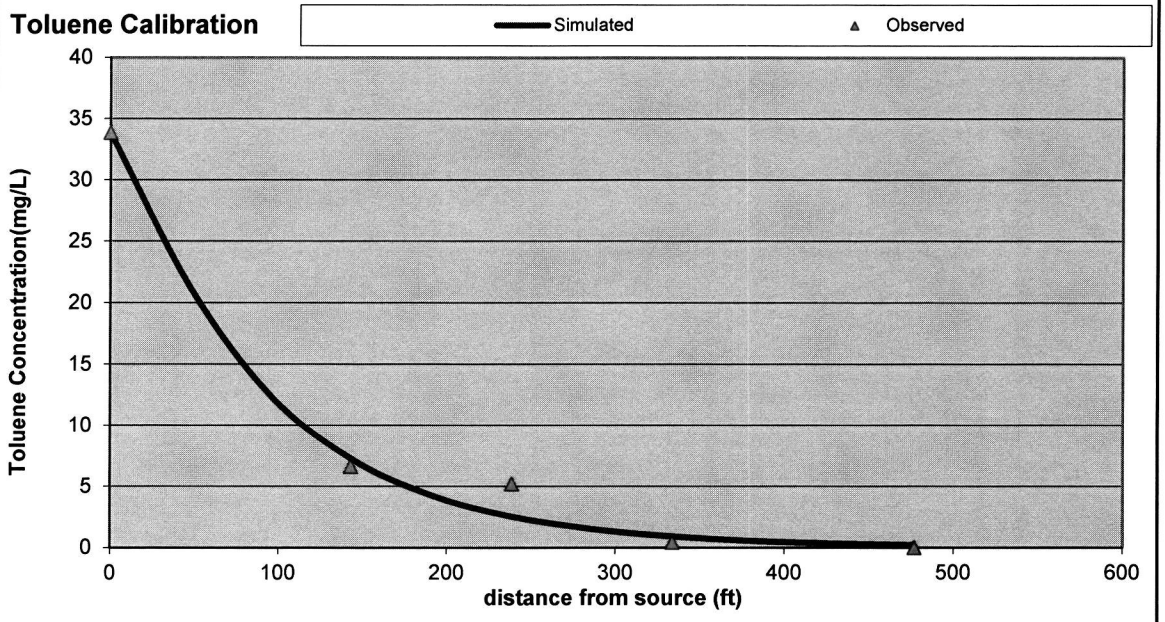

Source	47.7	95.4	143.1	190.8	238.5	286.2	333.9	381.6	429.3	477
75	0.01089106	0.13887139	0.25526473	0.28360731	0.25565415	0.2067064	0.156657	0.113841	0.080364	0.055561
37.5	6.79788122	5.06798062	3.44151758	2.2625989	1.46236565	0.9356127	0.594838	0.376678	0.237926	0.150045
0	21.2387011	12.463876	7.26571073	4.27465797	2.54015043	1.5223871	0.918839	0.557774	0.340216	0.20835
37.5	6.79788122	5.06798062	3.44151758	2.2625989	1.46236565	0.9356127	0.594838	0.376678	0.237926	0.150045
75	0.01089106	0.13887139	0.25526473	0.28360731	0.25565415	0.2067064	0.156657	0.113841	0.080364	0.055561

Ethylbenzene Calibration

Spatial Calibration Data (centerline)

x	C_{obs} (mg/L)	C_{sim} (mg/L)	
0	1.52	1.52	5
47.7		0.901	
95.4		0.500	
143.1	0.762	0.276	12
190.8		0.153	
238.5	0.381	0.086	2
286.2		0.049	
333.9		0.028	
381.6		0.016	
429.3		0.009	
477	0.005	0.005	4

Temporal Calibration Data

	0		0	
t (yrs)	C_{obs} (mg/L)	C_{sim} (mg/L)	C_{obs} (mg/L)	C_{sim} (mg/L)
0		1.52		1.52
5		1.520		1.520
10		1.520		1.520
15		1.520		1.520
20		1.520		1.520
25		1.520		1.520
30		1.520		1.520
35		1.520		1.520
40		1.520		1.520
45		1.520		1.520
50		1.520		1.520

Site ID 14324

Site Name Unknown UST

Model Calibration Parameters

$t_{1/2}$	2.22	yrs	λ	0.31216	yr^{-1}
v_x	29.09375	ft/yr			
R	1.176				
v_R	24.740	ft/yr	C_{source}	1.52	mg/L
L_p	550	ft			
α_x	18.7571	ft	t_{sim}	50	yrs
α_y	1.87571	ft			
α_z	1E-99	ft			

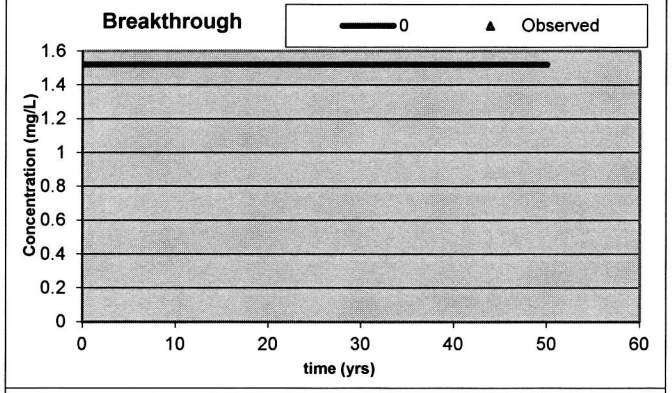

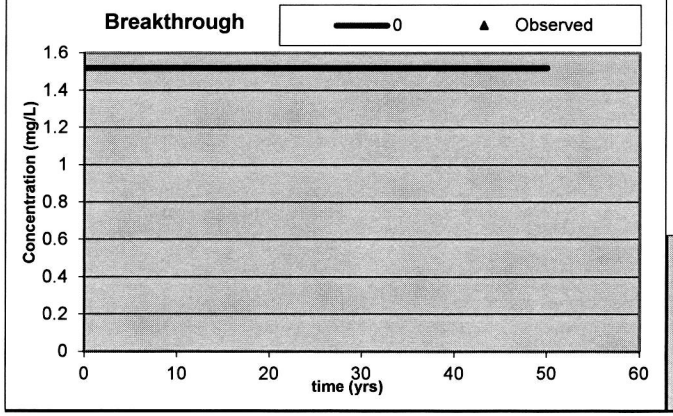

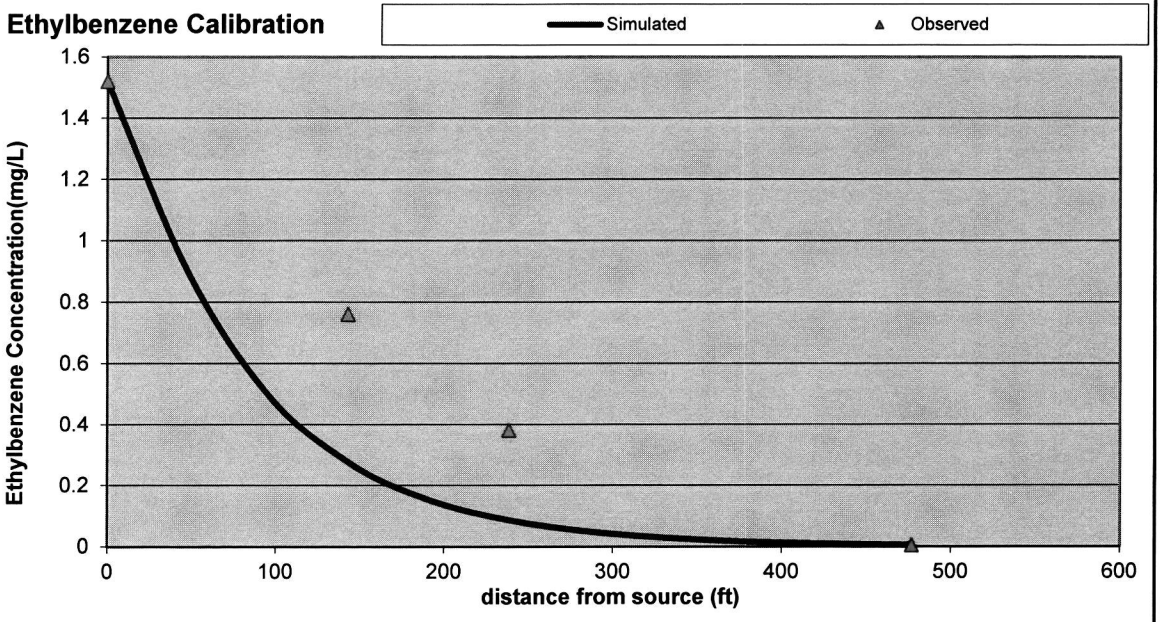

Source	47.7	95.4	143.1	190.8	238.5	286.2	333.9	381.6	429.3	477
75	0.00046189	0.00557069	0.00968531	0.01017809	0.00867817	0.0066367	0.004757	0.00327	0.002183	0.001428
37.5	0.28829937	0.20329716	0.13057877	0.08120007	0.04963992	0.0300398	0.018065	0.01082	0.006464	0.003856
0	0.90073716	0.49997637	0.2756771	0.15340877	0.08622526	0.0488795	0.027904	0.016022	0.009243	0.005354
37.5	0.28829937	0.20329716	0.13057877	0.08120007	0.04963992	0.0300398	0.018065	0.01082	0.006464	0.003856
75	0.00046189	0.00557069	0.00968531	0.01017809	0.00867817	0.0066367	0.004757	0.00327	0.002183	0.001428

Naphthalene Calibration

Spatial Calibration Data

(centerline)

x	C_{obs} (mg/L)	C_{sim} (mg/L)	
0	0.516	0.516	5
47.7		0.446	
95.4		0.361	
143.1	0.243	0.290	12
190.8	0.297	0.235	DW2
238.5		0.192	
286.2		0.158	
333.9		0.130	
381.6		0.106	
429.3		0.086	
477	0.0678	0.067	DW4

Temporal Calibration Data

	0		0	
t (yrs)	C_{obs} (mg/L)	C_{sim} (mg/L)	C_{obs} (mg/L)	C_{sim} (mg/L)
0		0.516		0.516
5		0.516		0.516
10		0.516		0.516
15		0.516		0.516
20		0.516		0.516
25		0.516		0.516
30		0.516		0.516
35		0.516		0.516
40		0.516		0.516
45		0.516		0.516
50		0.516		0.516

Site ID 14324

Site Name Unknown UST

Model Calibration Parameters

$t_{1/2}$	22	yrs	λ	0.0315	yr^{-1}
v_x	29.09375	ft/yr			
R	2.543				
v_R	11.441	ft/yr	C_{source}	0.516	mg/L
L_p	550	ft			
α_x	18.7571	ft	t_{sim}	50	yrs
α_y	1.87571	ft			
α_z	1E-99	ft			

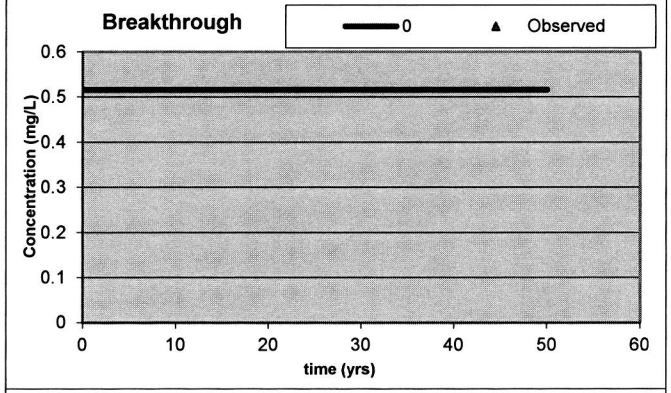

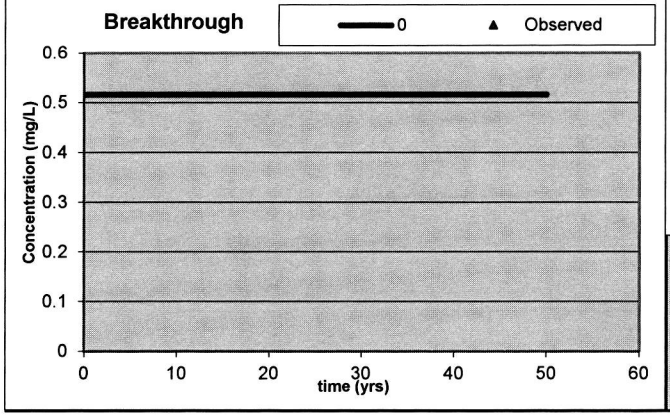

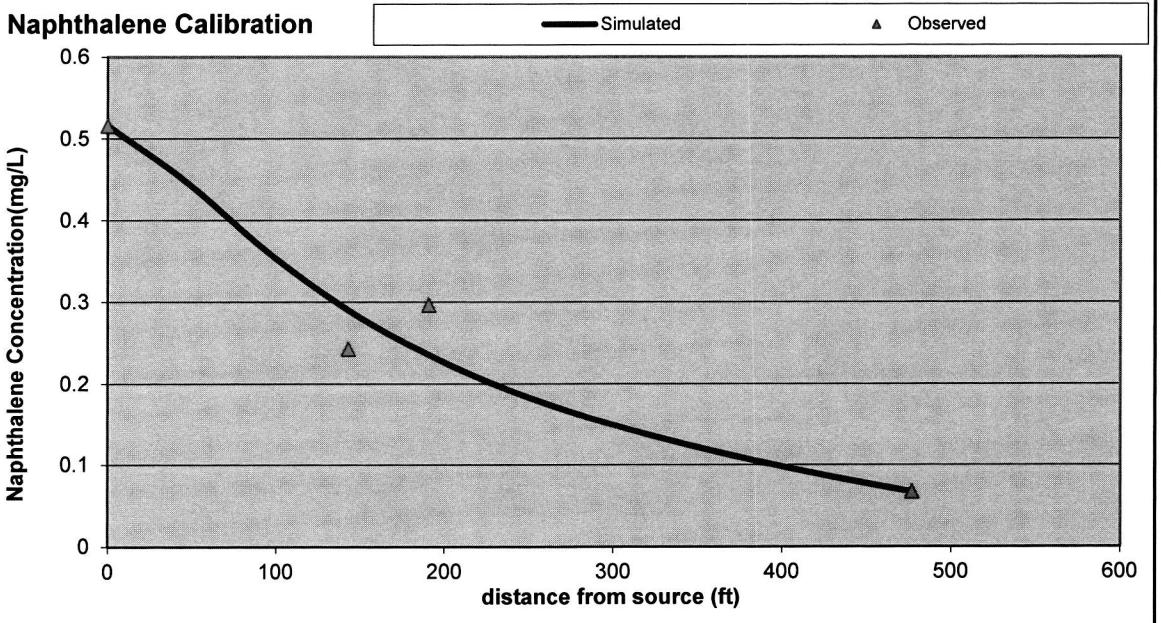

Source	47.7	95.4	143.1	190.8	238.5	286.2	333.9	381.6	429.3	477
75	0.00022868	0.00402207	0.01019551	0.01561158	0.01936529	0.0214726	0.022167	0.02168	0.020204	0.017926
37.5	0.14273502	0.1467815	0.13745741	0.12454811	0.11077129	0.0971912	0.084169	0.071735	0.059816	0.04841
0	0.44594873	0.36098527	0.29019924	0.23530488	0.19241134	0.1581451	0.130015	0.106223	0.085532	0.06722
37.5	0.14273502	0.1467815	0.13745741	0.12454811	0.11077129	0.0971912	0.084169	0.071735	0.059816	0.04841
75	0.00022868	0.00402207	0.01019551	0.01561158	0.01936529	0.0214726	0.022167	0.02168	0.020204	0.017926

EDB Calibration

Spatial Calibration Data

(centerline)

x	C_{obs} (mg/L)	C_{sim} (mg/L)	
0	0.122	0.12200	5
47.7		0.06396	
95.4		0.03141	
143.1	0.0151	0.01532	12
190.8		0.00754	
238.5	0.0368	0.00375	2
286.2		0.00188	
333.9	0.0002	0.00095	6
381.6		0.00048	
429.3		0.00025	
477	0.0012	0.00013	4

Temporal Calibration Data

	0		0	
t (yrs)	C_{obs} (mg/L)	C_{sim} (mg/L)	C_{obs} (mg/L)	C_{sim} (mg/L)
0		0.12200		0.12200
5		0.12200		0.12200
10		0.12200		0.12200
15		0.12200		0.12200
20		0.12200		0.12200
25		0.12200		0.12200
30		0.12200		0.12200
35		0.12200		0.12200
40		0.12200		0.12200
45		0.12200		0.12200
50		0.12200		0.12200

Site ID 14324

Site Name Unknown UST

Model Calibration Parameters

$t_{1/2}$	1.5	yrs	λ	0.462	yr^{-1}
v_x	29.09375	ft/yr			
R	1.028				
v_R	28.301	ft/yr	C_{source}	0.122	mg/L
L_p	550	ft			
α_x	18.7571	ft	t_{sim}	50	yrs
α_y	1.87571	ft			
α_z	1E-99	ft			

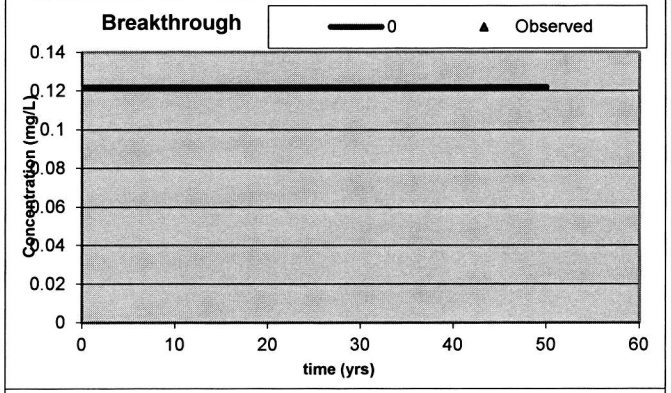

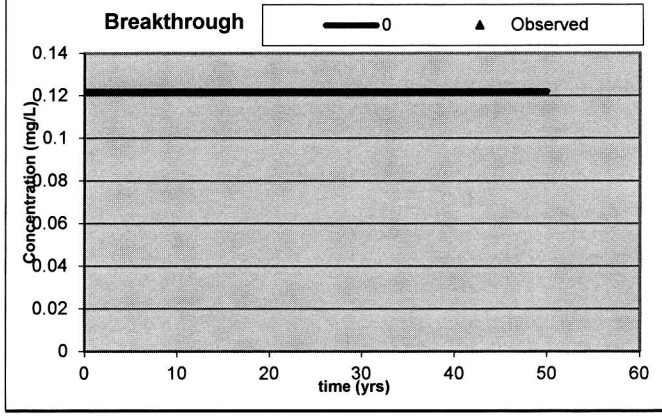

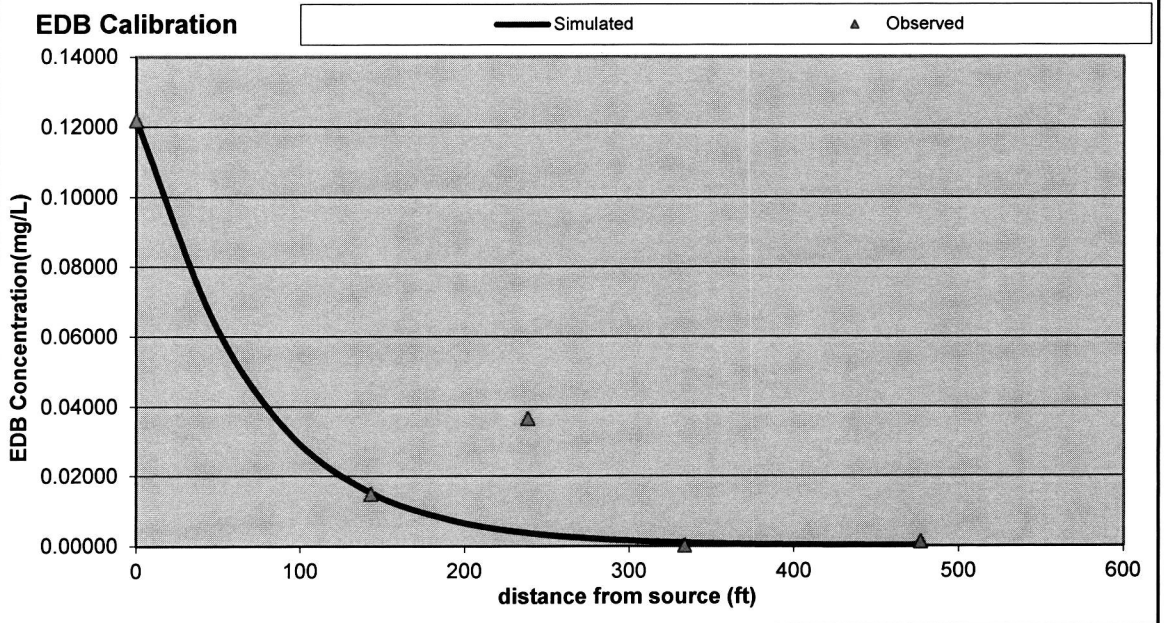

Source	47.7	95.4	143.1	190.8	238.5	286.2	333.9	381.6	429.3	477
75	3.2799E-05	0.00034997	0.00053833	0.0005005	0.00037755	0.0002554	0.000162	9.85E-05	5.82E-05	3.37E-05
37.5	0.02047224	0.01277199	0.0072578	0.00399296	0.00215961	0.0011562	0.000615	0.000326	0.000172	9.09E-05
0	0.06396167	0.03141063	0.01532263	0.00754377	0.00375127	0.0018814	0.00095	0.000483	0.000246	0.000126
37.5	0.02047224	0.01277199	0.0072578	0.00399296	0.00215961	0.0011562	0.000615	0.000326	0.000172	9.09E-05
75	3.2799E-05	0.00034997	0.00053833	0.0005005	0.00037755	0.0002554	0.000162	9.85E-05	5.82E-05	3.37E-05

SSTLs

SSTLs in mg/L			RBSLs (mg/L):	0.005	1.000	0.700			0.025	0.00005	
MW #	x (ft)	y (ft)	z (ft)	Benzene SSTL	Toluene SSTL	Ethylbenzene SSTL			Naphthalene SSTL	EDB SSTL	
MW5	650			1.413635	26.54	3.7			0.29292508	0.5321738	
MW12	525			0.503535	26.54	3.7			0.19245253	0.0943459	
DW1	493			0.385463	26.54	3.7			0.172321988	0.0604091	
DW2	426			0.219221	26.54	3.7			0.136066275	0.0236365	
DW3	424			0.215535	26.54	3.7			0.135094793	0.0229810	
DW4	175			0.024103	6.66025	3.7			0.051146974	0.0006402	
DW6	323			0.090562	26.54	3.7			0.093088653	0.0054949	

Receptor
Above
Below
Clean

S = Source Area
—— plume

SW-1
34.689108,-82.946114

34.688505,-82.945634
SW-2

34.688169,-82.945495
SW-3

34.687784,-82.945225
SW-4

Oconee Co. TMS#
520-24-04-022

Oconee Co. TMS#
520-30-02-017

Oconee Co. TMS#
520-30-02-006

Oconee Co. TMS#
520-30-02-009

Oconee Co. TMS#
520-30-02-008

Oconee Co. TMS#
520-30-02-007

Oconee Co. TMS#
520-30-02-010

Oconee Co. TMS#
520-30-02-011

Oconee Co. TMS#
520-30-02-016

Oconee Co. TMS#
520-30-06-005

Oconee Co. TMS#
520-30-06-001

Oconee Co. TMS#
520-30-03-006

Oconee Co. TMS#
520-30-03-008

House
House
Building
Building
Building
Building
Building
Building
Building
Building
Bldg.
Bldg.
Oconee Welding
BLUM# 56033

DDW-1
DW-4
DDW-2
MW-31
DDW-3
DW-5
DW-3
MW-23
MW-32
DW-6
DDW-4
MW-29
DW-2
DW-1
MW-15R
MW-12
MW-13
MW-28
MW-21R
MW-1
RW-2
MW-20
MW-27
MW-2
MW-22
EP-12
MW-24
MW-25
EP-20
RW-5
EP-4
MW-4
RW-4
MW-26
EP-16
MW-5
RW-3
RW-1

East North 1st Street
Jordan Street
Water
GAS
TWC
WM

Drawing Based on MECI Field Notes, SCDHEC Files, Oconee County GIS Imagery and a RLS Survey of the Site by Jay S. Joshi dated August 11. 2022.

Explanation:

- Location of "Shallow" Monitoring Well
- Location of Telescoping "Intermediate" Monitoring Well
- Location of Telescoping "Deep" Monitoring Well
- Location of 2-Inch Extraction Point
- Location of 4-Inch Recovery Well
- SW — Location of Surface Water Sample Collection
- Estimated Location of Removed Underground Storage Tanks
- Property Line
- GAS — Buried Gas Line
- WATER — Buried Water Line

Tier II	dh/dx = ft/ft.	θ = 0.32
K = ft/yr	Sh. = .0274	Vs = ft/yr
SH = 11.49	Int. = .0266	Sh. = .97
Int = 16.69	Dp = .141	Int = 1.38
Dp = 10.63		Dp = 4.67

Shallow MW4 – MW29 = 285'
Interm. MW5 – DW4 = 477'

GRAPHIC SCALE
0 50 100 150 200
1IN = 100FT

ALL LOCATIONS ARE APPROXIMATE

Site Base Map

UST-Unknown 14324
519 East North 1st Street
Seneca, South Carolina
UST Permit# 14324

Midlands Environmental Consultants, Inc.

JOB NO. 25-8504
DATE June 3, 2025
FIGURE 2

SC DEPARTMENT *of*
ENVIRONMENTAL SERVICES

Erin Jezek
Corrective Action & Field Support Section
Underground Storage Tank Management Division
2600 Bull Street
Columbia, SC 29201

BETTY LATHEM – TRUSTEE
C/O FOX ROTHSCHILD LLP
2 W WASHINGTON ST STE 1100
GREENVILLE SC 29601

OCT 27 2025

Re: **Site Specific Work Plan Approval and Groundwater Sampling Notice to Proceed**
Ust Unknown 14324, 519 E N 1st St., Seneca, SC
UST Permit #14324; CA #70576
Release reported December 30, 1991
Site Specific Work Plan received October 3, 2025
Oconee County

UST 100T DOCKETING

Dear Ms. Lathem:

The Underground Storage Tank Management Division (UST Division) of the S.C. Department of Environmental Services has reviewed and approved the referenced Site Specific Work Plan (SSWP) submitted by your contractor. The groundwater sampling event should begin immediately upon receipt of this letter. All work should be conducted in compliance with the current revision of the UST Quality Assurance Program Plan (QAPP), your contractor's Annual Contractor Quality Assurance Plan, and all applicable regulations. The QAPP is available at des.sc.gov/programs/bureau-land-waste-management/underground-storage-tanks/ust-quality-assurance-program-plan-qapp.

Pursuant to S.C. Code Ann. Section 44-2-40(D), "The SUPERB Account and the SUPERB Financial Responsibility Fund shall provide combined coverage for site rehabilitation and third-party claims, respectively, not to exceed one million dollars per occurrence". **According to UST Division records, approximately $415,705.41 has been expended from the SUPERB Account to date.** This scope of work, as recommended by your contractor, is anticipated to cost approximately $17,964.20.

The contractor must provide notification to the UST Project Manager via email 4 days prior to initiation of any site rehabilitation activities. If there are any changes to the schedule, the UST Project Manager must be contacted within 24 hours of those changes.

In accordance with Section IV.A.4.c of the SUPERB Site Rehabilitation & Fund Access Regulation (R.61-98), the contractor shall be required to indemnify the property owner, underground storage tank owner/operator and the State of South Carolina from and against all claims, damages, losses and expenses arising out of or resulting from activity conducted by the contractor, its agents, employees or subcontractors.

Your contractor can submit an invoice for direct payment from the State Underground Petroleum Environmental Response Bank (SUPERB) Account for pre-approved costs. **The Monitoring Report, contractor checklist (QAPP Appendix K), and invoice should be submitted to the UST Division within sixty (60) days of the date of this correspondence.** If the invoice is not submitted within 120 days from the date of this letter, monies allocated to pay this invoice will be uncommitted. This means that the invoice will not be processed for payment until all other committed funds are paid or monies become available.

If the report cannot be submitted by the required due date, an extension may be requested by submitting a written request, either via postal mail or email, to my attention prior to the due date. The Department will issue a Notice of Alleged Violation if the report is not submitted by the required due date.

Please note that sections 44-2-110(4) and 44-2-130 of the SUPERB Statute state that the SUPERB Account cannot compensate any costs that are not pre-approved. If for any reason additional tasks will be completed, these additional tasks, and the associated cost, must be pre-approved by the UST Division for the cost to be paid. The UST Division reserves the authority to pay only for work properly performed and/or technically justified and will only pay rates in accordance with established criteria. Further, the UST Division reserves the right to question and/or reject costs if deemed unreasonable and the right to audit project records at any time during the project or after completion of work. **Per Section III.3.b of the SUPERB Site Rehabilitation and Fund Access Regulations (R.61-98), reimbursement for site rehabilitation activities shall in no event exceed the actual costs incurred.**

Please note that applicable South Carolina certification requirements regarding laboratory services, well installation, and report preparation must be satisfied. Any site rehabilitation activity associated with the UST release must be performed by a SCDES-certified site rehabilitation contractor as required by the SUPERB Site Rehabilitation and Fund Access Regulation, R.61-98.

The UST Division grants pre-approval for transportation of virgin petroleum impacted soil and groundwater from the referenced site to a permitted treatment facility. There can be no spillage or leakage in transport. All investigation-derived waste (IDW) must be properly contained and labeled prior to disposal. IDW should not be stored on-site longer than ninety (90) days. A copy of the disposal manifest and/or acceptance letter from the receiving facility that clearly designates the quantity received must be included as an appendix to the report. If the Chemical of Concern (CoC) concentrations based on laboratory analysis is below Risk-Based Screening Levels (RBSLs), please contact the project manager for approval to dispose of soil and/or groundwater on-site. The SUPERB Account will not reimburse for transportation or treatment of soil and/or groundwater with concentrations below RBSLs.

The contractor will be responsible for keeping and preserving suitable records of hydrological and other site assessments, site plans, contracts, accounts, invoices, or other transactions related to the cleanup and rehabilitation and the records must be accessible to the department during regular business hours. In addition, this includes all subcontractor agreements, invoices, correspondence, plans, reports, records, including electronic and paper formats. All records must be maintained for 10 years after project completion.

On all correspondence regarding this site, please reference the UST Permit number above. Should you have any questions, please contact me by phone at (803) 898-0608, by fax at (803) 898-0673, or by email at erin.jezek@des.sc.gov.

Sincerely,

Erin Jezek, Hydrogeologist

enc: Approved Cost Agreement

cc: Midlands Environmental Consultants, Inc., PO BOX 854, Lexington, SC 29701 (w/ enc)
Technical file (w/ enc)

Approved Cost Agreement CA-70576

Facility Name: 14324 - UST - UNKNOWN 14324

Facility Number: 14324

PO Number	Description	Comments	Qty / Pct	Unit Price	Amount
70576	A / PLAN PREPARATION / 1.2 / SITE SPECIFIC WORK PLAN		1	$183.22	$183.22
70576	D / MOB/DEMOB / 2.2 / PERSONNEL		3	$516.69	$1550.07
70576	J / SAMPLE COLLECTION / 1.2 / GROUND WATER PURGE		37	$73.29	$2711.73
70576	J / SAMPLE COLLECTION / 4.1A / HYDRASLEEVE		5	$34.2	$171
70576	J / SAMPLE COLLECTION / 4.2B / NO-PURGE GROUNDWATER		4	$57.24	$228.96
70576	J / SAMPLE COLLECTION / 6.2 / SAMPLE BELOW PRODUCT		4	$14.66	$58.64
70576	J / SAMPLE COLLECTION / 8.2 / FIELD DUPL. (MWS & WSWS) & FB		5	$30.06	$150.3
70576	K / ANALYSES / 1.2 / BTEXNM+OXYGS+1,2 DCA+ETH 8260D		52	$149.02	$7749.04
70576	K / ANALYSES / 7.2 / EDB BY EPA 8011		50	$55.21	$2760.5
70576	Q / DISPOSAL / 1.2 / WASTEWATER		400	$1.19	$476
70576	S / REPORT PROJECT MANAGEMENT / S / REPORT PREP & PROJ. MANAGEMENT		0.12	$0.12	$1924.74
					Total : $17964.2

Outlook

UST#14324/CA#70576-Addendum



From jlc@meci.net <jlc@meci.net>
Date Fri 11/14/2025 10:58 AM
To Erin E. Jezek <erin.jezek@des.sc.gov>
Cc Stephanie M. Briney <Stephanie.Briney@des.sc.gov>

1 attachment (82 KB)
70576_Addendum.xlsx;

Erin,

Please find the attached addendum for the above referenced site. Let me know if you have any questions or concerns.

Thanks,

Midlands Environmental Consultants, Inc.

Jeff L. Coleman
Senior Scientist/Managing Principal
Midlands Environmental Consultants, Inc.
(office) 803-808-2043 Ext. 2
(cell) 803-446-0365
jlc@meci.net

CAUTION: This email originated from outside of the organization. Do not click links or open attachments unless you recognize the sender and know the content is safe.

SC DEPARTMENT of ENVIRONMENTAL SERVICES

ASSESSMENT COMPONENT COST AGREEMENT
South Carolina Department of Health and Environmental Control
Underground Storage Tank Management Division
State Underground Petroleum Environmental Response Bank Account
August 9, 2023

Facility Name: UST Unknown 14324

UST Permit #: 14324 **Cost Agreement #:** 70576

ITEM	QUANTITY	UNIT	UNIT PRICE	TOTAL
A. Plan Preparation				
1.2 Site-specific Work Plan		each	$183.22	$0.00
2.2 Tax Map		each	$85.50	$0.00
3.2 QAPP Contractor Addendum (App B)		each	$250.00	$0.00
B. Survey				
1.1 Receptor Survey		each	$673.06	$0.00
C. Survey				
1.2 Comprehensive Survey		each	$1,270.36	$0.00
5.1 Ground Penetrating Radar Survey (100 x 100)		each	$1,111.57	$0.00
D. Mob/Demob				
1.2 Equipment		each	$1,245.93	$0.00
2.2 Personnel		each	$516.69	$0.00
3.2 Adverse Terrain Vehicle		each	$610.75	$0.00
E. Soil Borings				
1.1 Soil Borings (hand auger)		foot	$21.80	$0.00
F. Soil Borings (requiring equipment, push technology, etc) or Field Screening (including sampling and analyst)				
1.2 Standard		per foot	$33.50	$0.00
2.2 Fractured Rock		per foot	$41.40	$0.00
G.				
H. Well Abandonment				
1.2 2" diameter or less		per foot	$3.79	$0.00
2.2 Greater than 2" to 6" diameter		per foot	$5.50	$0.00
3.2 Dug/Bored well (up to 6 feet diameter)		per foot	$18.32	$0.00
I. Well Installation (In accordance with R.61-71)				
1.2 Water Table (hand augered)		per foot	$31.40	$0.00
2.B Water Table (drill rig) 2" Diameter		per foot	$54.90	$0.00
2.2 Single-cased 2" Diameter Monitoring Well >50ft		per foot	$59.80	$0.00
3.2 Telescoping		per foot	$84.70	$0.00
4.2 Rock Drilling		per foot	$81.80	$0.00
5.2 2" Rock Coring		per foot	$88.50	$0.00
6.2 Multi-sampling ports/screens		per foot	$59.40	$0.00
7.2 Recovery Well (4" diameter)		per foot	$69.60	$0.00
9.2 Rotosonic (2" diameter)		per foot	$119.00	$0.00
10.2 Re-develop Existing Well		per foot	$13.44	$0.00
J. Groundwater Sample Collection / Gauging Depth to Water/Product				
1.2 Groundwater Purge	-11	per well	$73.29	($806.19)
2.2 Air or Vapors		sample	$14.66	$0.00
3.2 Water Supply Sample		sample	$26.87	$0.00
4.1A HydraSleeve		sample	$34.20	$0.00
4.2B No-purge Groundwater Sample/Surface water		sample	$57.24	$0.00
5.2 Gauge Well only	2	sample	$8.55	$17.10
6.2 Sample Below Product	5	sample	$14.66	$73.30
7.2 Passive Diffusion Bag		sample	$31.75	$0.00
8.2 Field Duplicates (MWs & WSWs) and Field Blanks		sample	$30.06	$0.00
9.2 Groundwater (low flow purge)		sample	$111.16	$0.00
10.2 Equipment Blank		sample	$30.06	$0.00
11.1 Sample Product		per well	$52.66	$0.00
K. Laboratory Analyses-Groundwater				
1.2 BTEXNM+Oxyg's+1,2 DCA+Eth(8260D)	-2	per sample	$149.02	($298.04)
2.2 Lead, Filtered		per sample	$16.85	$0.00
3.2 Rush EPA Method 8260B		per sample	$187.62	$0.00
4.2 Trimethal, Butyl, and Isopropyl Benzenes		per sample	$34.20	$0.00
5.2 PAH's		per sample	$74.02	$0.00
6.2 Lead		per sample	$19.54	$0.00

Addendum

Previously Approved:	$17,964.20
Increase:	($1,288.81)
New Approved Total:	**$16,675.38**

Project Manager: _____

Section Manager: _____

Finance: _____

Date: _____

# of pages ___	
	From:
	UST/SCDHEC
fax # ( )	
Phone # ( )	

The SCDHEC reserves the authority to pay only for work properly performed and/or technically justified and will only pay rates in accordance with established criteria.

7.2 EDB by EPA 8011	-2	per sample	$55.21		($110.42)
8.2 EDB by EPA Method 8011 Rush		per sample	$83.31		$0.00
9.2 8 RCRA Metals		per sample	$77.45		$0.00
10.2 TPH (9070)		per sample	$50.09		$0.00
11.2 PH		per sample	$6.35		$0.00
12.2 BOD		per sample	$24.42		$0.00
13.2 Ethanol		per sample	$18.08		$0.00
K. Analyses-Drinking Water					
14.2 BTEXNM+1,2 DCA (524.2)		per sample	$151.52		$0.00
15.2 7-OXYGENATES & ETHANOL (8260D)		per sample	$112.07		$0.00
16.2 EDB (504.1)		per sample	$97.11		$0.00
17.2 RCRA METALS (200.8)		per sample	$122.15		$0.00
K. Analyses-Soil					
18.2 BTEX + Naphth.		per sample	$78.18		$0.00
19.2 PAH's		per sample	$78.22		$0.00
20.2 8 RCRA Metals		per sample	$68.89		$0.00
21.2 TPH-DRO (3550C/8015C)		per sample	$48.86		$0.00
22.2 TPH-GRO (5035B/8015C)		per sample	$43.92		$0.00
23.2 Grain size/hydrometer		per sample	$127.04		$0.00
24.2 Total Organic Carbon		per sample	$37.38		$0.00
K. Analyses-Air					
25.2 BTEX + Naphthalene		per sample	$263.84		$0.00
K. Hydrocarbon Fuel Identification					
27.1 C3-C44 Whole Oil (ASTM D3328)		per sample	$465.93		$0.00
28.1 Fuel Oxygenates (1624 Mod)		per sample	$398.39		$0.00
29.1 ALKYL Leads, EDB MMT (8080)		per sample	$398.39		$0.00
30.1 C8-C40 Full Scan (ASTM 5739)		per sample	$629.64		$0.00
31.1 Simulated Distillation (ASTM 2887)		per sample	$398.39		$0.00
32.1 Parent & Alk. PAH Com. (8270 SIM)		per sample	$723.63		$0.00
33.1 C3-C10 Piano (8260 MOD)		per sample	$599.88		$0.00
34.1 C10+Alkane Fingerprints		per sample	$599.88		$0.00
35.1 Expert Data Interpretation & Report		each	$595.30		$0.00
L. Aquifer Characterization					
1.2 Pumping Test		per hour	$28.09		$0.00
2.2 Slug Test		per test	$233.31		$0.00
3.2 Fractured Rock		per test	$122.15		$0.00
M. Free Product					
1.1 Free Product Recovery Rate Test		each	$46.42		$0.00
N.					
O. Risk Evaluation					
1.2 Tier I Risk Evaluation		each	$366.45		$0.00
2.2 Tier II Risk Evaluation		each	$122.15		$0.00
P. Survey					
1.1 Subsequent Survey		each	$297.65		$0.00
Q. Disposal (gallons or tons)					
1.2 Wastewater	-22.25	gallon	$1.19		($26.48)
2.2 Free Product		gallon	$1.63		$0.00
3.2 Soil Treatment/Disposal		ton	$156.25		$0.00
4.2 Drilling fluids		gallon	$1.25		$0.00
R. Miscellaneous (attach receipts)					
		each	$0.00		$0.00
		each	$0.00		$0.00
		each	$0.00		$0.00
T. Tier I Assessment (Use DHEC 3665 form)					
1.2 Southeast Region		standard	$12,622.56		$0.00
2.2 All Other Counties		standard	$13,844.06		$0.00
U. IGWA (Use DHEC 3666 form)					
1.2 Southeast Region		standard	$4,353.67		$0.00
2.2 All Other Counties		standard	$4,720.01		$0.00
22. Active Correction Action		PFP	Bid Cost		$0.00
W. Aggressive Fluid & Vapor Recovery (AFVR)					
1.2 8-hour Event		per event	$1,787.40		$0.00
2.1 24-hour Event		per event	$4,407.78		$0.00
3.1 48-hour Event		per event	$7,242.29		$0.00
4.1 96-hour Event		per event	$14,482.28		$0.00
5.1 Off-gas Treatment 8 hour		per event	$141.17		$0.00
6.2 Off-gas Treatment 24 hour		per event	$294.30		$0.00
7.2 Off-gas Treatment 48 hour		per event	$386.10		$0.00
8.1 Off-gas Treatment 96 hour		per event	$898.84		$0.00
9.1 Off-gas Treatment 8 hour (w/chlorinated compounds)		per event	$464.40		$0.00

10.1 Off-gas Treatment 24 hour (w/chlorinated compounds)		per event	$540.00		$0.00
11.1 Off-gas Treatment 48 hour (w/chlorinated compounds)		per event	$1,080.00		$0.00
12.1 Off-gas Treatment 96 hour (w/chlorinated compounds)		per event	$2,160.00		$0.00
13.2 AFVR Effluent Disposal(w/chlorinated compounds)		gallon	$0.64		$0.00
14.2 AFVR Site Reconnaissance		each	$302.40		$0.00
15.1 Additional Hook-ups		each	$29.68		$0.00
16.2 AFVR Effluent Disposal		gallon	$0.53		$0.00
17.2 AFVR Mobilization/Demobilization		each	$777.60		$0.00
18.1 Mobilization for absorbents/skimmers		each	$516.69		$0.00
19.1 Well sock 2" ID well		each	$36.94		$0.00
20.1 Well sock 4" ID well		each	$49.03		$0.00
21.1 pad (per pad)		each	$49.95		$0.00
22.1 3" diameter x 10' length boom		each	$108.00		$0.00
23.1 5" diameter x 10' length boom		each	$132.84		$0.00
24.1 New FPP recovery skimmer (2" wells)		each	$791.10		$0.00
25.1 New FPP recovery skimmer (4" wells)		each	$1,247.40		$0.00
26.1 Refurbished FPP recovery skimmer (2" or 4" wells)		each	$760.32		$0.00
27.1 Disposal of Absorbents		pound	$4.10		$0.00
28.1 Disposal of product from skimmers		gallon	$0.50		$0.00
X. Granulated Activated Carbon (GAC) filter system installation & service:					
1.2 New GAC System Installation		each	$2,320.86		$0.00
2.2 Refurbished GAC Sys. Install		each	$1,099.35		$0.00
3.2 Filter replacement/removal		each	$427.53		$0.00
4.2 GAC System removal, cleaning, & refurbishment		each	$335.92		$0.00
5.2 GAC System housing		each	$305.38		$0.00
6.2 In-line particulate filter		each	$183.22		$0.00
7.2 Additional piping & fittings		foot	$1.84		$0.00
Y. Well Repair					
1.2 Additional Copies of the Report Delivered		each	$61.07		$0.00
2.2 Repair 2x2 MW pad		each	$61.07		$0.00
3.2 Repair 4x4 MW pad		each	$107.49		$0.00
4.2 Replace well vault		each	$144.14		$0.00
5.2 Replace well cover bolts		each	$3.18		$0.00
6.2 Replace locking well cap & lock		each	$18.32		$0.00
7.2 Replace/Repair stick-up		each	$163.68		$0.00
8.2 Convert Flush-mount to Stick-up		each	$183.22		$0.00
9.2 Convert Stick-up to Flush-mount		each	$158.79		$0.00
10.2 Replace missing/illegible well ID plate		each	$14.66		$0.00
11.1 Down-hole Camera		per foot	$29.25		$0.00
Z. High Resolution Site Characterization					
1.1 HRSC Screening Equipment Mobilization		each	$1,468.80		$0.00
2.1 HRSC Drilling Category 1		per foot	$31.32		$0.00
3.1 HRSC Drilling Category 2		per foot	$36.18		$0.00
4.1 HRSC Drilling Category 3		per foot	$29.16		$0.00
5.1 HRSC 3-D Model		each	$4,363.20		$0.00
S. Report Prep & Project Management	12%	percent	($1,150.73)		($138.09)
TOTAL					($1,288.81)

Document Receipt Information

☒ Hard Copy ☒ CD ☐ Email

Date Received 11-25-25

Permit Number 14324

Project Manager Erin Jezek

Name of Contractor MECT

Description GWM

Docket Number 102-tech

Scanned _____

Verified _____

GROUNDWATER MONITORING REPORT

UST-Unknown 14324
519 East North 1st Street
Seneca, South Carolina
Oconee County
UST Permit# 14324
CA# 70576

Prepared By:

Midlands Environmental Consultants, Inc.
231 Dooley Road, Lexington, SC 29073
(803) 808-2043 fax: 808-2048

November 13, 2025

MECI Project No. 25-8615

Midlands Environmental Consultants, Inc.

November 13, 2025

Ms. Erin Jezek, Hydrogeologist
Corrective Action & Field Support Section
Underground Storage Tank Management Division
Bureau of Land & Waste Management
South Carolina Department of Environmental Services
2600 Bull Street
Columbia, South Carolina 29201

Subject: Groundwater Monitoring Report
UST-Unknown 14324
519 East North 1st Street
Seneca, South Carolina
Oconee County
UST Permit# 14324; CA# 70576
MECI Project# 25-8615
Certified Site Rehabilitation Contractor UCC-0009

Dear Ms. Jezek,

On behalf of Ms. Betty Lathem (Trustee), Midlands Environmental Consultants Inc. (MECI) is pleased to submit the attached Groundwater Monitoring Report for the referenced site. This report describes assessment activities conducted at the site and results of those activities in general accordance with South Carolina Department of Environmental Services (SCDES) guidelines, including adherence to the UST Division Programmatic Quality Assurance Program Plan (QAPP).

Midlands Environmental appreciates the opportunity to offer our professional environmental services to you on this project. Please feel free to contact us at 803-808-2043 if you have any immediate questions or comments.

Sincerely,
Midlands Environmental Consultants, Inc.

Jeff L. Coleman
Senior Scientist

SOUTH CAROLINA REGISTERED PROFESSIONAL GEOLOGIST No. 1102 BRYAN T. SHANE

Bryan T. Shane, P.G.
Principal Geologist

Post Office Box 854, Lexington, SC 29071 • 231 Dooley Road, Lexington, SC 29073
Telephone: (803) 808-2043 • Fax: (803) 808-2048

Cc:

Oconee Welding Supply, Inc., 601 E North 1ST Street, Seneca, SC 29678
Wayne & Brenda Frady, 430 E North 5TH Street, Seneca, SC 29678

TABLE OF CONTENTS

1.0 INTRODUCTION **1**

2.0 RECEPTOR SURVEY & SITE DATA **2**

3.0 GROUNDWATER SAMPLING AND CHEMICAL ANALYSES **4**

4.0 ANALYTICAL RESULTS **6**

5.0 MONITORING SUMMARY **7**

6.0 COMMENTS & RECOMMENDATIONS **8**

7.0 QUALIFICATIONS OF REPORT **8**

TABLE OF CONTENTS (cont.)

TABLES: Table 1 – GROUNDWATER COC CONCENTRATION DATA
Table 2 – POTENTIOMETRIC DATA

FIGURES: Figure 1 – TOPOGRAPHIC MAP
Figure 2 – SITE BASE MAP
Figure 3 – GROUNDWATER COC SITE MAP
Figure 3A – GROUNDWATER COC SITE MAP (Oxygenates)
Figure 4 – POTENTIOMETRIC DATA SITE MAP (Groundwater Contour / "Shallow" Zone)
Figure 4A – POTENTIOMETRIC DATA SITE MAP (Groundwater Contour / "Intermediate" Zone)
Figure 4B – POTENTIOMETRIC DATA SITE MAP (Groundwater Contour / "Deep" Zone)
Figure 5 – TOTAL BTEX ISOPLETH ("Shallow" Zone)
Figure 5A – NAPHTHALENE ISOPLETH ("Shallow" Zone)
Figure 5B – EDB ISOPLETH ("Shallow" Zone)
Figure 5C – TOTAL BTEX ISOPLETH ("Intermediate" Zone)
Figure 5D – NAPHTHALENE ISOPLETH ("Intermediate" Zone)
Figure 5E – EDB ISOPLETH ("Intermediate" Zone)

**APPENDIX A – SITE SURVEY
APPENDIX B – SAMPLING LOGS, LABORATORY DATA SHEETS AND CHAIN OF CUSTODY FORMS
**APPENDIX C – TAX MAP DATA
**APPENDIX D – SOIL BORING/TEMPORARY MONITORING WELL LOGS & 1903 FORMS
**APPENDIX E – PERMANENT WELL LOGS & 1903 FORMS
**APPENDIX F – AQUIFER EVALUATION SUMMARY FORMS, DATA, GRAPHS, EQUATIONS
APPENDIX G – DISPOSAL MANIFESTS
**APPENDIX H – LOCAL ZONING REGULATIONS
**APPENDIX I – FATE & TRANSPORT MODELING
**APPENDIX J – ACCESS AGREEMENTS
APPENDIX K – DATA VERIFICATION CHECKLIST
APPENDIX L – DETAILED RECEPTOR INFORMATION
APPENDIX M – PHOTOS

NOTE: ITEMS LISTED WITH AN ** BESIDE IT WERE NOT NEEDED AS A PART OF THIS SCOPE OF WORK

1.0 INTRODUCTION

i. Facility Information

Name:	UST-Unknown 14324
UST Permit#	14324
Address:	519 East North 1st Street, Seneca, SC 29678
Telephone #:	N/A

ii. Owner/Operator Information

Name	Ms. Betty Lathem (Trustee)
Address	2 West Washington Street, Suite 1100, Greenville, SC 29601
Telephone #	(864) 288-6480

iii. Property Owner Information

Name	Gary Alexander
Tax Map #:	Oconee County Tax Map#: 520-30-02-010
Address	414 Edgewater Drive, Westminster, SC 29693
Telephone #	(864) 719-0477

iv. Contractor Information

Name:	Midlands Environmental Consultants, Inc.
Certification #:	9
Address:	231 Dooley Road, Lexington, SC 29073
Telephone #:	(803) 808-2043

v. Well Driller Information

Name:	N/A
Certification #:	N/A
Address:	N/A
Telephone #:	N/A

vi. Laboratory Information

Name:	Pace Analytical Services, LLC.
Certification #:	99006001
Address:	9800 Kincey Ave. Suite 100, Huntersville, NC 28078
Telephone #:	(704) 875-9092

vi. Facility History

Release Date:		12/30/1991	
Estimated Quantity of Release:		Unknown	
Other Releases at Facility:		N/A	
Release Ranking:		2BA	
Current Site Usage:		Vacant Lot	
Tank #	**Capacity/Product**	**In Use/Abandoned**	**Tank Status**
1	1,000 Gal. Gasoline	Abandoned	Removed (12/19/1991)
2	1,000 Gal. Gasoline	Abandoned	Removed (12/19/1991)
3	500 Gal. Kerosene	Abandoned	Removed (12/19/1991)

vii. Regional Geology and Hydrogeology

The site is located in the Piedmont Physiographic Province of South Carolina, an area underlain by ancient igneous and metamorphic rocks. The soils in this province are generally residual soils that are underlain by rock at highly varying depths.

The soils encountered in this area are the product of in-place weathering of rocks similar to the rocks underlying the site. In areas not altered by erosion or disturbed by the activities of man, the typical residual soil profile consists of near surface clayey soils and underlying sandy silt and sand. The boundary between soil and rock is gradational. A transitional zone termed "weathered rock" is normally found overlying the parent bedrock. This zone is typically the most transmissive zone for groundwater movement. Consequently, the topography of the bedrock surface is uneven, even over short horizontal distances. It is not unusual to find lenses and boulders of hard rock and zones of weathered rock within the soil mantle well above the general bedrock level.

Local precipitation is the source of practically all of the groundwater in Greenville County. A portion of the precipitation infiltrates into the ground and moves under the influence of gravity to the surficial aquifer. After the water has reached the surficial aquifer, the direction of movement is generally parallel to the hydraulic gradient. In the Piedmont Province, the slope of the surficial aquifer's surface under static conditions (no pumping interference) approximates the topography of an area. Thus, the movement of groundwater within the soil mantel is typically in the direction of the topographic slope. Local groundwater flow patterns may be affected by disturbed areas such as tank pits, utility trenches, building foundations, borings, wells, etc. Groundwater flow in fractured rock is often difficult to interpret due to the variability of fracture connectivity and orientation.

2.0 RECEPTOR SURVEY & SITE DATA

i. Known Potential Receptors

Receptor ID#	Notes
SW-1	SW-1 was collected from a creek located approximately 900' feet north-northeast of the site. This creek is an unnamed tributary associated with the Cane Creek. GPS Coordinates for this surface water collection area are: 34.689108, -82.946114
SW-2	SW-2 was collected from a creek located approximately 750' feet north-northeast of the site. This creek is an unnamed tributary associated with the Cane Creek. GPS Coordinates for this surface water collection area are: 34.688505, -82.945634
SW-3	SW-3 was collected from a creek located approximately 650' feet northeast of the site. This creek is an unnamed tributary associated with the Cane Creek. GPS Coordinates for this surface water collection area are: 34.688169, -82.945495
SW-4	SW-4 was collected from a creek located approximately 600' feet east of the site. This creek is an unnamed tributary associated with the Cane Creek. GPS Coordinates for this surface water collection area are: 34.687784, -82.945225
Underground Utilities	
Known underground utilities at the site include buried water, communication, gas and sewer lines.	

ii. Receptor Survey Results

In 2022, MECI personnel reviewed the surrounding area for a distance of approximately 1,000 feet to determine if there were any potential receptors for the migration of contaminated groundwater. During the review, MECI personnel identified one stream within the search radius. The receptor

search included a driving tour of the area, interviews with available property owners, and review of the U.S. Fish & Wildlife Service's (USFWS) Wetlands Mapper.

iii. Site/Adjacent Land Usage (Residential, Commercial, Agricultural, Industrial, etc.)

Site	Commercial
North	Residential
South	Commercial
East	Commercial
West	Commercial
Permit #'s of UST Sites within 1,000' feet of site	07304, 11419

In addition to the above noted UST facilities known to be located within 1,000' feet of the subject site, the site itself is also documented to have been a former dry-cleaning facility (Tri-City Cleaners-BLMW# 56039). Furthermore, there appears to be an undocumented former gasoline service station located directly south of the subject site at Oconee County Tax Map #520-30-03-006.

iv. Site Specific Geology and Hydrogeology

The mean elevation of the property, as depicted on the local USGS quadrangle (Seneca, South Carolina), appears to be approximately 960 feet above sea level.

According to Horton et al. (Preliminary digital geologic map of the Appalachian Piedmont and Blue Ridge, South Carolina segment), the subject site is located in the Wallhalla Metamorphic Suite. The Wallhalla Metamorphic Suite is compromised predominately of hornblende-plagioclase gneiss and amphibolite with interlayers of biotite-quartz-felspar gneiss in localized undivided settings.

Piedmont soils were encountered during drilling activities conducted at the site during previous assessment activities. A generalized vertical profile to the investigated depth of 120' feet below ground surface (BGS) is as follows:

Depth (Feet BGS)	**Generalized Soil Description**
0.0'-15.0'	Red/Brown, Silty Fine to Coarse SAND
15.0'-75.0'	Brown, Fine to Medium Sandy Micaceous SILT
Bedrock was encountered at depths ranging from 53.0' feet below ground surface (BGS) in DDW-1 to 82.0' feet BGS in DDW-2.	

The following table presents grain size distribution results from samples analyzed for grain size during previous assessment activities:

Sample ID#	**Sample Depth**	**% Gravel**	**% Coarse Sand**	**% Medium Sand**	**% Fine Sand**	**% Silt**	**% Clay**
14324-MW32	35.0'-40.0'	3.1	10.0	30.0	32.0	18.9	6.0
14324-DW05	60.0'-65.0'	1.4	6.0	37.0	40.7	11.9	3.0
14324-DDW04	85.0'-90.0'	12.8	23.0	28.0	31.4	3.8	1.0

On November 4, 2025, stabilized groundwater levels were measured in the monitoring well network. Depth to groundwater ranged from 27.57 feet below top of casing (BTOC) to 63.00 feet BTOC in the

wells measured. The groundwater measurements are summarized in tabular form in Table 2 and presented on Figure 4/4A/4B.

The potentiometric surface indicates that the groundwater flow beneath the site is generally to the east/northeast, toward an unnamed tributary associated with the Cane Creek. Groundwater levels may fluctuate several feet with seasonal and rainfall variations and with change in the water level of adjacent drainage features. Normally, the highest groundwater levels occur in late winter and spring. The lowest levels occur in late summer and fall.

3.0 GROUNDWATER SAMPLING AND CHEMICAL ANALYSES

On November 4, 2025, MECI personnel collected groundwater samples from thirty-six (36) monitoring wells and four (4) surface water locations. Two (1) monitoring wells (MW-23 and MW-31) were gauged and determined to be dry. During sampling activities, free phase petroleum product was detected in wells MW-1, MW-26, RW-1, RW-2, RW-3, RW-4, RW-5, EP-4 and EP-12. Samples were collected beneath the free phase petroleum product layer from these wells which exhibited free phase product. As approved by SCDES, all monitoring wells were to be purged prior to sample collection. Twenty-six (26) monitoring wells were purged prior to sample collection. Monitoring well DDW-1 was sampled utilizing a Hydrasleeve™ tether compromising of five discreet sampling depths (83.5', 92.5', 102.5', 112.5' and 119.5').

Prior to sampling, MECI personnel utilized an electronic water level indicator for water level measurements and an oil/water interface probe for free phase petroleum product level measurements. Where applicable, purging was completed by bailing at least five well volumes of water from the well, until pH, conductivity, dissolved oxygen and turbidity stabilized, or all water was evacuated from the well, whichever occurred first. Unless otherwise noted (DDW-1), sampling/purging was completed utilizing a prepackaged, clear, disposable polyethylene bailer and nylon rope. A new set of nitrile gloves were worn at each monitoring well, and at all time samples were handled. Field measurements of pH, conductivity, dissolved oxygen, water temperature, and turbidity were obtained before well sampling process. MECI utilized YSI Pro20 meter for DO (mg/L) and temperature readings (°C), YSI Pro1030 meter for pH and conductivity (uS) readings and a MicroTPI turbidimeter for turbidity readings (NTU). The attached Field Data Information Sheets present the results of the field measurements obtained. The wells were sampled in accordance with SCDES's most recent revision of the Quality Assurance Program Plan for the Underground Storage Tank Management Division and MECI's most recent revision of Standard Operating Procedures.

The following sampling matrix summarizes well development and requested analyses for each monitoring well:

Sample ID	Purge	No Purge	Sampled Below Product	Gauge Only	Field Duplicate/Blank	Hydrasleeve™	Well Abandoned	BTEX, Naphthalene, MTBE (EPA Method 8260-D)	EDB (EPA Method 8011)	1,2 DCA (EPA Method 8260-D)	8 Oxygenates (EPA Method 8260-D)	Total Lead (EPA Method 6010)	BTEX, Naphthalene, MTBE, 1,2 DCA (EPA Method 524.2)	EDB (EPA Method 504.1)	PAHs (EPA Method 8270D)
								Analyte Sampled							
MW-1			X					X	X	X	X				
MW-2	X							X	X	X	X				
MW-3							X								

Notes: BTEX = Benzene, Toluene, Ethylbenzene, & Total Xylenes
MTBE=Methyl tertiary butyl ether
1,2 DCA = 1,2 Dichloroethane
EDB = Ethylene Dibromide

Sample ID	Purge	No Purge	Sampled Below Product	Gauge Only	Field Duplicate/Blank	Hydrasleeve™	Well Abandoned	BTEX, Naphthalene, MTBE (EPA Method 8260-D)	EDB (EPA Method 8011)	1,2 DCA (EPA Method 8260-D)	8 Oxygenates (EPA Method 8260-D)	Total Lead (EPA Method 6010)	BTEX, Naphthalene, MTBE, 1,2 DCA (EPA Method 524.2)	EDB (EPA Method 504.1)	PAHs (EPA Method 8270D)
								Analyte Sampled							
MW-4	X							X	X	X	X				
MW-5	X							X	X	X	X				
MW-8							X								
MW-12	X							X	X	X	X				
MW-13	X							X	X	X	X				
MW-19R	X							X	X	X	X				
MW-20	X							X	X	X	X				
MW-21R	X							X	X	X	X				
MW-22	X							X	X	X	X				
MW-23				X											
MW-24	X							X	X	X	X				
MW-25	X							X	X	X	X				
MW-26			X					X	X	X	X				
MW-27	X							X	X	X	X				
MW-28	X							X	X	X	X				
MW-29	X							X	X	X	X				
MW-30							X								
MW-31				X											
MW-32	X							X	X	X	X				
DW-1	X							X	X	X	X				
DW-2	X							X	X	X	X				
DW-3	X							X	X	X	X				
DW-4	X							X	X	X	X				
DW-5	X							X	X	X	X				
DW-6	X							X	X	X	X				
DDW-1 (83.5')						X		X	X	X	X				
DDW-1 (92.5')						X		X	X	X	X				
DDW-1 (102.5')						X		X	X	X	X				
DDW-1 (112.5')						X		X	X	X	X				
DDW-1 (119.5')						X		X	X	X	X				
DDW-2	X							X	X	X	X				
DDW-3	X							X	X	X	X				
DDW-4	X							X	X	X	X				
RW-1			X					X	X	X	X				
RW-2			X					X	X	X	X				
RW-3			X					X	X	X	X				
RW-4			X					X	X	X	X				
RW-5			X					X	X	X	X				
EP-4			X					X	X	X	X				
EP-12			X					X	X	X	X				
EP-16	X							X	X	X	X				
EP-20	X							X	X	X	X				
SW-1		X						X	X	X	X				
SW-2		X						X	X	X	X				
SW-3		X						X	X	X	X				
SW-4		X						X	X	X	X				
DUP-1(DW-4)					X			X	X	X	X				

Notes: **BTEX = Benzene, Toluene, Ethylbenzene, & Total Xylenes**
MTBE=Methyl tertiary butyl ether
1,2 DCA = 1,2 Dichloroethane
EDB = Ethylene Dibromide

Sample ID	Purge	No Purge	Sampled Below Product	Gauge Only	Field Duplicate/Blank	Hydrasleeve™	Well Abandoned	BTEX, Naphthalene, MTBE (EPA Method 8260-D)	EDB (EPA Method 8011)	1,2 DCA (EPA Method 8260-D)	8 Oxygenates (EPA Method 8260-D)	Total Lead (EPA Method 6010)	BTEX, Naphthalene, MTBE, 1,2 DCA (EPA Method 524.2)	EDB (EPA Method 504.1)	PAHs (EPA Method 8270D)
								Analyte Sampled							
DUP-2(MW-20)					X			X	X	X	X				
DUP-3(MW-12)					X			X	X	X	X				
Field Blank					X			X	X	X	X				
Trip Blank 1								X		X	X				
Trip Blank 2								X		X	X				

Notes: BTEX = Benzene, Toluene, Ethylbenzene, & Total Xylenes
MTBE=Methyl tertiary butyl ether
1,2 DCA = 1,2 Dichloroethane
EDB = Ethylene Dibromide

The results of the laboratory analyses are summarized in Table 1 and presented in Appendix B.

Purge water produced by the purging process was treated on-site utilizing a granular activated carbon unit. A total of 377.75 gallons of purge water was disposed of in this manner. A disposal manifest for the referenced purge water is attached in Appendix G and the required post-GAC laboratory results in presented in Appendix B.

4.0 ANALYTICAL RESULTS

Free phase petroleum product was observed in nine wells, including MW-1 (0.10 ft), MW-26 (0.10 ft), RW-1 (0.16 ft), RW-2 (0.03 ft), RW-3 (0.06 ft), RW-4 (0.19 ft), RW-5 (0.14 ft), EP-4 (0.17 ft), and EP-12 (0.10 ft). Samples were collected beneath the light non-aqueous phased liquid (LNAPL) layer during sampling activities.

- The analytical results indicate petroleum impact to the "shallow" zone of surficial aquifer, with the highest dissolved concentrations being detected in the area of the former UST system.
- The analytical results indicate petroleum impact to the "intermediate" zone of surficial aquifer, with the highest dissolved concentrations being detected in the area of DW-2.
- The analytical results did not indicate petroleum impact to the "deep" zone.
- The analytical results indicated low levels of Toluene in surface water samples SW-3 (0.54J µg/l) and SW-4 (0.56J µg/l).

Of the forty sampling locations analyzed, twenty-seven monitoring wells (MW-1, MW-2, MW-4, MW-5, MW-12, MW-13, MW-19R, MW-20, MW-22, MW-24, MW-26, MW-29, MW-32, DW-1, DW-2, DW-3, DW-4, DW-6, RW-1, RW-2, RW-3, RW-4, RW-5, EP-4, EP-12, EP-16 and EP-20) detected petroleum constituents above Risk-Based Screening Levels (RBSL's).

Petroleum constituents detected above the established RBSL include:

Compound	***RBSL (ug/l)***	***Wells Above RBSL***
Product	>0.01'	MW-1, MW-26, RW-1, RW-2, RW-3, RW-4, RW-5, EP-4 & EP-12
Benzene	5	MW-2, MW-4, MW-5, MW-12, MW-13, MW-19R, MW-20, MW-22, MW-24, MW-26, MW-29, DW-1, DW-2, DW-3, DW-4, RW-1, RW-3, RW-4, RW-5, EP-4, EP-12, EP-16 & EP-20
Toluene	1,000	MW-2, MW-4, MW-12, MW-13, MW-22, MW-24, MW-26, MW-29, DW-2, RW-1, RW-3, RW-4, RW-5, EP-4, EP-12, EP-16 & EP-20
Ethylbenzene	700	MW-1, MW-2, MW-4, MW-13, MW-20, MW-22, MW-26, MW-29, RW-1, RW-2, RW-3, RW-4, RW-5, EP-4, EP-12, EP-16 & EP-20
Total Xylenes	10,000	MW-4, MW-22, MW-26, RW-1, RW-3, RW-4, RW-5, EP-4, EP-12, EP-16 & EP-20
Naphthalene	25	MW-1, MW-2, MW-4, MW-12, MW-13, MW-20, MW-22, MW-24, MW-26, MW-29, DW-2, DW-4, RW-1, RW-2, RW-3, RW-4, RW-5, EP-4, EP-12, EP-16 & EP-20
MTBE	40	N/A
1,2 DCA	5	MW-24, DW-3, DW-4 & DW-6
EDB	0.05	MW-2, MW-4, MW-12, MW-13, MW-19R, MW-20, MW-22, MW-24, MW-26, MW-29, MW-32, DW-1, DW-2, DW-3, DW-4, RW-1, RW-3, RW-4, RW-5, EP-12, EP-16 & EP-20
TAA	240	MW-24
TAME	128	N/A
ETBA	NE	RBSL Not Established
TBA	1,400	N/A
TBF	NE	RBSL Not Established
DIPE	150	N/A
Ethanol	10,000	N/A
ETBE	47	N/A

The analytical results also detected petroleum constituents above the laboratory method detection limits and/or "J" values in samples collected from MW-25, DDW-4, SW-3 and SW-4; however, the concentrations detected did not exceed the RBSL. The results of the analyses for each monitoring well and specific parameters are listed on Table 1 and provided in Appendix B.

5.0 MONITORING SUMMARY

- Impacted groundwater appears to be flowing to the east-northeast toward an unnamed tributary associated with the Cane Creek.

- Based on the results of groundwater monitoring activities, it appears that impact to the surficial aquifer has occurred due to a release of petroleum hydrocarbons. The contaminants appear to be gasoline range constituents.

- Free phase petroleum product was observed in nine wells, including MW-1 (0.10 ft), MW-26 (0.10 ft), RW-1 (0.16 ft), RW-2 (0.03 ft), RW-3 (0.06 ft), RW-4 (0.19 ft), RW-5 (0.14 ft), EP-4 (0.17 ft), and EP-12 (0.10 ft). Samples were collected beneath the light non-aqueous phased liquid (LNAPL) layer during sampling activities.

- Samples were collected from thirty-six monitoring wells and four surface water locations on November 4, 2025. Of the forty sampling locations analyzed, twenty-seven monitoring wells (MW-1, MW-2, MW-4, MW-5, MW-12, MW-13, MW-19R, MW-20, MW-22, MW-24, MW-

26, MW-29, MW-32, DW-1, DW-2, DW-3, DW-4, DW-6, RW-1, RW-2, RW-3, RW-4, RW-5, EP-4, EP-12, EP-16 and EP-20) detected petroleum constituents above Risk-Based Screening Levels (RBSL's). Chemicals of concern (CoC's) detected at the site include: Benzene, Toluene, Ethylbenzene, Xylenes, Naphthalene, 1,2 DCA and EDB.

- The analytical results also detected petroleum constituents above the laboratory method detection limits and/or "J" values in samples collected from MW-25, DDW-4, SW-3 and SW-4; however, the concentrations detected did not exceed the RBSL.

- In order to assess precision, field duplicate samples were collected and analyzed along with the reviewed batch samples. The duplicated samples were analyzed for the same parameters as the associated parent samples. Precision is determined by calculating the Relative Percent Differences (RPD) between each pair of samples. The RPD control limit for the groundwater samples is 20%. Duplicate samples were collected from the parent samples of MW-12, MW-20 and DW-4. The precision for the target analytes were met for these sample pairs and the analytical results detected the same compounds at similar concentrations. Furthermore, field blanks and trip blanks were collected and submitted during the groundwater sampling activities. No detectable concentrations of the requested method constituents were reported in any of the field or trip blanks.

6.0 COMMENTS & RECOMMENDATIONS

- Free phase petroleum product (LNAPL) continues to be present in nine monitoring wells, primarily within the former UST source area.

- Based on the current analytical data, the contaminant plume does not appear to be defined horizontally or vertically in relation to RBSL's.

- Data gaps currently persist: up-gradient (west) and side-gradient (south) horizontally in the "shallow" aquifer and the horizontal extent of the "intermediate" zone. These data gaps currently persist due to property access issues and drill rig accessibility. It should be noted that monitoring wells installed in association with UST#07304 and UST#11419 may aid in defining the plume upgradient and to the west of the source area of UST# 14324.

- Upon review of current and historical chemicals of concern (CoC) data, our findings indicate that CoC concentrations have: increased in monitoring wells MW-19R and DW-4, decreased in monitoring wells MW-12, MW-13, MW-5 and DW-3, and the remainder of the sampling locations have generally remained constant.

- Based on the continued exceedances of RBSLs, measurable LNAPL, and the persistence of dissolved-phase impacts, the site warrants ongoing evaluation under the Corrective Action program. The extent and magnitude of contamination support the need to develop Site-Specific Target Levels (SSTLs). Upon completion of the SSTL process, the site will likely require active corrective measures to address remaining source material and ensure long-term plume stability.

7.0 QUALIFICATIONS OF REPORT

The activities and evaluative approaches used in this assessment are consistent with those normally employed in hydrogeological assessment and waste management projects of this type. Our evaluation

of site conditions has been based on our understanding of the site, project information provided to us, and data obtained in our exploration. The general subsurface conditions utilized in our evaluation have been based on interpretation of subsurface data between borings. Contents of this report are intended for the sole use of the Ms. Betty Latham (Trustee), SCDES, and MECI under mutually agreed upon terms and conditions. If other parties wish to rely on this report, please contact MECI prior to their use of this information so that a mutual understanding and agreement of the terms and conditions of our services can be established.

-oOo-

TABLES

TABLE 1
GROUNDWATER COC COCENTRATION DATA
NOVEMBER 4, 2025 SAMPLING EVENT
UST - UNKNOWN 14324
SENECA, SOUTH CAROLINA
MECI PROJECT# 25-8615
UST PERMIT# 14324

Well ID#	Sample Date	Benzene (µg/l)	Toluene (µg/l)	Ethylbenzene (µg/l)	Total Xylenes (µg/l)	Naphthalene (µg/l)	MTBE (µg/l)	1,2 DCA (µg/l)	EDB (µg/l)	TAA (µg/l)	TAME (µg/l)	ETBA (µg/l)	TBA (µg/l)	TBF (µg/l)	DIPE (µg/l)	Ethanol (µg/l)	ETBE (µg/l)
		RBSL 5	***RBSL 1000***	***RBSL 700***	***RBSL 10000***	***RBSL 25***	***RBSL 40***	***RBSL 5***	***RBSL 0.05***	***RBSL 240***	***RBSL 128***	***RBSL NE***	***RBSL 1400***	***RBSL NE***	***RBSL 150***	***RBSL 10000***	***RBSL 47***
MW-1	8/10/13	<100	130	**819**	6610	**393**	<100	NT	**0.33**	NT	NT	NT	NT	NT	NT	NT	NT
	11/6/13	<125	159	**1220**	9360	**774**	<125	NT	<0.020	NT	NT	NT	NT	NT	NT	NT	NT
	3/12/15	<100	139	**847**	7070	**630**	<100	<100	<0.020	<2,000	<200	<2,000	<2,000	<1,000	<100	<4,000	<200
	5/30/18	NL	NL	NL	NL	NL	NL	NL	NL	NL	NL	NL	NL	NL	NL	NL	NL
	4/7/20	<5.0	<5.0	60.8	215	**37.5**	<5.0	<5.0	<0.020	<100	<10.0	<100	<100	<50.0	<5.0	<200	<10.0
	8/3/22	<0.270	0.741 J	78.2	227	**49.2**	<0.810	<0.250	<0.00490	<8.60	<0.780	<7.00	<6.90	<6.90	<0.700	<50.0	<0.720
	4/25/23	<1.7	<2.0	112	395	**76.9**	<3.1	<2.1	<0.0074	<65.6	<3.0	<53.9	<91.0	<24.1	<3.5	<144	<8.5
	10/16/24*	<17.4	<20.1	471	2270	**246**	<31.0	<20.6	<0.0080	<656	<30.4	<539	<910	<241	<34.9	<1440	<84.6
	5/19/25	<21.8	<25.1	**703**	3410	**442**	<38.8	<25.8	<0.0081	<820	<38.0	<674	<1140	<301	<43.6	<1800	<106
	11/4/25*	<174	<201	**1430**	8810	**1830**	<310	<206	<0.0081	<6560	<304	<5390	<9100	<2410	<349	<14400	<846
MW-2	8/10/13	**3770**	**6000**	**369**	2436	**102**	<5	NT	**61.20**	NT	NT	NT	NT	NT	NT	NT	NT
	11/6/13	**4430**	**10200**	**1220**	6990	**542**	<250	NT	**61.10**	NT	NT	NT	NT	NT	NT	NT	NT
	3/12/15	**13200**	**24200**	**1540**	**11400**	**529**	<50.0	<50.0	**201**	5,520	<100	<1,000	<1,000	<500	<50.0	<2,000	<100
	5/30/18	**13300**	**27500**	**2350**	**12600**	**809J**	<1,000	<1,000	**261**	<20,000	<2,000	<20,000	<20,000	<10,000	<1,000	<40,000	<2,000
	4/7/20	**12500**	**30500**	**2150**	**11200**	**646J**	<1,250	<1,250	**107**	<25,000	<2,500	<25,000	<25,000	<12,500	<1,250	<50,000	<2,500
	8/3/22	**2720**	**10000**	**1590**	9090	**611**	<81.0	<25.0	**13.7**	<860	<78.0	<700	<690	<690	<70.0	<5000	<72.0
	4/25/23	**9090**	**24100**	**2120**	**11900**	**545 J**	<388	<258	**67.5**	<8200	<380	<6740	<11400	<3010	<436	<18000	<1060
	10/16/24	**3140 J**	**8110**	<1840	<5000	<2090	<3100	<2060	<0.0079	<65600	<3040	<53900	<91000	<24100	<3490	<144000	<8460
	5/19/25	**9410**	**23300**	**1600**	9510	**471 J**	<388	<258	**100**	<8200	<380	<6740	<11400	<3010	<436	<18000	<1060
	11/4/25	**7460**	**19600**	**1550**	9000	**554 J**	<388	<258	**250**	<8200	<380	<6740	<11400	<3010	<436	<18000	<1060
MW-3	8/10/13	<5.0	<5.0	<5.0	<15.0	<5.0	<5.0	NT	<0.020	NT	NT	NT	NT	NT	NT	NT	NT
	11/6/13	<5.0	<5.0	<5.0	<10.0	<5.0	<5.0	NT	<0.020	NT	NT	NT	NT	NT	NT	NT	NT
	3/12/15	**259**	**3390**	**1230**	6020	**374**	<25.0	<25.0	<0.020	<500	<50.0	<50.0	<500	<250	<25.0	<1,000	<50.0
	5/30/18	ABD	ABD	ABD	ABD	ABD	ABD	ABD	ABD	ABD	ABD	ABD	ABD	ABD	ABD	ABD	ABD
MW-4	8/10/13	**443**	**1530**	163	7980	**1080**	<50	NT	**196**	NT	NT	NT	NT	NT	NT	NT	NT
	11/6/13	NS	NS	NS	NS	NS	NS	NS	NS	NS	NS	NS	NS	NS	NS	NS	NS
	3/12/15	**21500**	**26100**	**1220**	**10900**	**1050**	<125	**93.9J**	**687**	**4170**	<250	<2,500	<2,500	<1,250	**156**	<5,000	<250
	5/30/18	NL	NL	NL	NL	NL	NL	NL	NL	NL	NL	NL	NL	NL	NL	NL	NL
	4/7/20	**3410**	**8470**	594J	5420	**507J**	<625	<625	**113**	<12,500	<1,250	<12,500	<12,500	<6,250	<625	<25,000	<1,250
	8/3/22	**11100**	**22600**	**1580**	**10900**	**1030**	<162	<50.0	**69.2**	<1720	<156	<1400	<1380	<1380	<140	<10000	<144
	4/25/23	**12900**	**33800**	**2180**	**13400**	**750 J**	<775	<515	**293**	<16400	<760	<13500	<22800	<6020	<872	<36000	<2120
	10/16/24	**16500**	**26900**	**1800**	**12600**	**773 J**	<775	<515	<0.0075	<16400	<760	<13500	<22800	<6020	<872	<36000	<2120
	5/19/25	**14900**	**21800**	**1090**	**15300**	**1020**	<388	<258	**331**	<8200	<380	<6740	<11400	<3010	<436	<18000	<1060
	11/4/25	**23500**	**27200**	**1610**	**12000**	**1140**	<620	<412	**211**	<13100	<608	<10800	<18200	<4820	<698	<28800	<1690

TABLE 1
GROUNDWATER COC COCENTRATION DATA
NOVEMBER 4, 2025 SAMPLING EVENT
UST - UNKNOWN 14324
SENECA, SOUTH CAROLINA
MECI PROJECT# 25-8615
UST PERMIT# 14324

Well ID#	Sample Date	Benzene (µg/l)	Toluene (µg/l)	Ethylbenzene (µg/l)	Total Xylenes (µg/l)	Naphthalene (µg/l)	MTBE (µg/l)	1,2 DCA (µg/l)	EDB (µg/l)	TAA (µg/l)	TAME (µg/l)	ETBA (µg/l)	TBA (µg/l)	TBF (µg/l)	DIPE (µg/l)	Ethanol (µg/l)	ETBE (µg/l)
		RBSL 5	***RBSL 1000***	***RBSL 700***	***RBSL 10000***	***RBSL 25***	***RBSL 40***	***RBSL 5***	***RBSL 0.05***	***RBSL 240***	***RBSL 128***	***RBSL NE***	***RBSL 1400***	***RBSL NE***	***RBSL 150***	***RBSL 10000***	***RBSL 47***
MW-5	8/10/13	<5.0	<5.0	<5.0	<15.0	<5.0	<5.0	NT	**5.60**	NT	NT	NT	NT	NT	NT	NT	NT
	11/6/13	<5.0	<5.0	<5.0	<10.0	<5.0	<5.0	NT	<0.020	NT	NT	NT	NT	NT	NT	NT	NT
	3/12/15	**18100**	**33900**	**1520**	8040	**516**	<125	<125	**122**	**4340**	<250	<2500	<2,500	<1,250	<125	<5,000	<250
	5/30/18	<5.0	<5.0	<5.0	<5.0	<5.0	<5.0	<5.0	**0.096**	<100	<10.0	<100	<100	<50.0	<5.0	<200	<10.0
	4/7/20	**3340**	**6990**	609	3110	**174J**	<250	<250	**13.3**	<5,000	<500	<5,000	<5,000	<2,500	<250	<10,000	<500
	8/3/22	**979**	**1610**	315	1470	**91.8**	<8.10	<2.50	**9.50**	<86.0	<7.80	<70.0	<69.0	<69.0	<7.00	<500	<7.20
	4/25/23	**21.4**	45.3	5.5	27.9	<2.1	<3.1	<2.1	**0.12**	<65.6	<3.0	<53.9	<91.0	<24.1	<3.5	3360	<8.5
	10/16/24	<1.7	<2.0	<1.8	<5.0	<2.1	<3.1	<2.1	<0.0079	<65.6	<3.0	<53.9	<91.0	<24.1	<3.5	<144	<8.5
	5/19/25	<1.7	<2.0	<1.8	<5.0	<2.1	<3.1	<2.1	<0.0081	<65.6	<3.0	<53.9	<91.0	<24.1	<3.5	<144	<8.5
	11/4/25	**8.4**	<2.0	3.0 J	6.0	<2.1	<3.1	<2.1	<0.0073	<65.6	<3.0	<53.9	<91.0	<24.1	<3.5	<144	<8.5
MW-8	8/10/13	<5.0	<5.0	<5.0	<15.0	<5.0	<5.0	NT	<0.030	NT	NT	NT	NT	NT	NT	NT	NT
	11/6/13	<5.0	<5.0	<5.0	<10.0	<5.0	<5.0	NT	<0.020	NT	NT	NT	NT	NT	NT	NT	NT
	3/12/15	ABD	ABD	ABD	ABD	ABD	ABD	ABD	ABD	ABD	ABD	ABD	ABD	ABD	ABD	ABD	ABD
MW-12	8/10/13	<5.0	<5.0	<5.0	<15.0	<5.0	<5.0	NT	<0.020	NT	NT	NT	NT	NT	NT	NT	NT
	11/6/13	<5.0	<5.0	<5.0	<10.0	<5.0	<5.0	NT	<0.020	NT	NT	NT	NT	NT	NT	NT	NT
	3/12/15	**6400**	**12000**	**817**	5650	**247**	<25.0	**44.7**	**23.1**	**1550**	<50.0	<500	<500	<250	38.6	<1,000	<50.0
	5/30/18	**7340**	**18900**	**1190**	6770	**404J**	<625	<625	**154**	<12,500	<1,250	<12,500	<12,500	<6,250	<625	<25,000	<1,250
	4/7/20	**3090**	**9320**	628	3130	**213J**	<250	<250	**14.7**	<5,000	<500	<5,000	<5,000	<2,500	<250	<10,000	<500
	8/3/22	**3290**	**11400**	**982**	5610	**543**	<81.0	**57.2 J**	**20.1**	<860	<78.0	<700	<690	<690	<70.0	<5000	<72.0
	4/25/23	**4060**	**14600**	**1360**	6900	**422 J**	<310	<206	**25.7**	<6560	<304	<5390	<9100	<2410	<349	<14400	<846
	10/16/24	**2980**	**8870**	**945**	5670	**349 J**	<310	<206	**21.7**	<6560	<304	<5390	<9100	<2410	<349	<14400	<846
	5/19/25	**2000**	**6670**	**762**	4370	**243 J**	<155	<103	**15.1**	<3280	<152	<2700	<4550	<1200	<174	<7200	<423
	11/4/25	**1600**	**5120**	296	3410	**268**	<155	<103	**29.0**	<3280	<152	<2700	<4550	<1200	<174	<7200	<423
MW-13	8/10/13	<5.0	<5.0	<5.0	<15.0	<5.0	<5.0	NT	<0.020	NT	NT	NT	NT	NT	NT	NT	NT
	11/6/13	<5.0	<5.0	<5.0	<10.0	<5.0	<5.0	NT	<0.020	NT	NT	NT	NT	NT	NT	NT	NT
	3/12/15	**2610**	**7620**	**1220**	7420	**629**	<125	<125	**43.2**	<2,500	<250	<2,500	<2,500	<1250	<125	<5,000	<250
	5/30/18	**2280**	**3190**	427	3370	**171**	<100	<100	**38.6**	<2,000	<200	<2,000	<2,000	<1,000	<100	<4,000	<200
	4/7/20	**1050**	**2770**	260	1700	**146**	<125	<125	**16.7**	<2,500	<250	<2,500	<2,500	<1,250	<125	<5,000	<250
	8/3/22	**3350**	**6840**	**960**	5070	**400**	<40.5	**20.3 J**	**24.9**	<430	<39.0	<350	<345	<345	<35.0	<2500	<36.0
	4/25/23	**2520**	**4690**	404	2560	**205**	<124	<82.4	**29.4**	<2620	<122	<2160	<3640	<964	<140	<5760	<338
	10/16/24	**2400**	**6180**	675	3860	**248**	<124	<82.4	**24.4**	<2620	<122	<2160	<3640	<964	<140	<5760	<338
	5/19/25	**4930**	**11000**	**1040**	5740	**383 J**	<310	<206	**38.1**	<6560	<304	<5390	<9100	<2410	<349	<14400	<846
	11/4/25	**4270**	**9930**	**1040**	5850	**355**	<155	<103	**154**	<3280	<152	<2700	<4550	<1200	<174	<7200	<423
MW-19	8/10/13	<5.0	<5.0	<5.0	<15.0	<5.0	<5.0	NT	<0.020	NT	NT	NT	NT	NT	NT	NT	NT
	11/6/13	<5.0	<5.0	<5.0	<10.0	<5.0	<5.0	NT	<0.020	NT	NT	NT	NT	NT	NT	NT	NT
	3/12/15	<5.0	<5.0	<5.0	<10.0	<5.0	<5.0	<5.0	<0.025	<100	<10.0	<100	<100	<50.0	<5.0	5910	<10.0
	4/7/20	ABD	ABD	ABD	ABD	ABD	ABD	ABD	ABD	ABD	ABD	ABD	ABD	ABD	ABD	ABD	ABD
MW-19R	5/30/18	<5.0	<5.0	<5.0	<5.0	<5.0	<5.0	<5.0	0.040	<100	<10.0	<100	<100	<50.0	<5.0	<200	<10.0
	4/7/20	<5.0	<5.0	<5.0	<5.0	<5.0	<5.0	<5.0	**0.089**	<100	<10.0	<100	<100	<50.0	<5.0	<200	<10.0
	8/3/22	<0.270	<0.250	0.418 J	27.4	5.35	<0.810	0.258 J	**0.151**	<8.60	<0.780	<7.00	<6.90	<6.90	<0.700	<50.0	<0.720
	4/24/23	1.8 J	<2.0	<1.8	124	10.9	<3.1	<2.1	**0.11**	<65.6	<3.0	<53.9	<91.0	<24.1	<3.5	<144	<8.5
	10/16/24	<1.7	<2.0	<1.8	<5.0	2.3 J	<3.1	<2.1	<0.0086	<65.6	<3.0	<53.9	<91.0	<24.1	<3.5	<144	<8.5
	5/19/25	4.2 J	<2.0	<1.8	90.2	16.9	<3.1	<2.1	**0.20**	<65.6	<3.0	<53.9	<91.0	<24.1	<3.5	<144	<8.5
	11/4/25	**6.8**	<2.0	<1.8	75.8	17.7	<3.1	<2.1	**0.19**	<65.6	<3.0	<53.9	<91.0	<24.1	<3.5	<144	<8.5

TABLE 1
GROUNDWATER COC COCENTRATION DATA
NOVEMBER 4, 2025 SAMPLING EVENT
UST - UNKNOWN 14324
SENECA, SOUTH CAROLINA
MECI PROJECT# 25-8615
UST PERMIT# 14324

Well ID#	Sample Date	Benzene (µg/l)	Toluene (µg/l)	Ethylbenzene (µg/l)	Total Xylenes (µg/l)	Naphthalene (µg/l)	MTBE (µg/l)	1,2 DCA (µg/l)	EDB (µg/l)	TAA (µg/l)	TAME (µg/l)	ETBA (µg/l)	TBA (µg/l)	TBF (µg/l)	DIPE (µg/l)	Ethanol (µg/l)	ETBE (µg/l)
		RBSL 5	***RBSL 1000***	***RBSL 700***	***RBSL 10000***	***RBSL 25***	***RBSL 40***	***RBSL 5***	***RBSL 0.05***	***RBSL 240***	***RBSL 128***	***RBSL NE***	***RBSL 1400***	***RBSL NE***	***RBSL 150***	***RBSL 10000***	***RBSL 47***
MW-20	5/30/18	**38.9**	3.2J	6.9	31.7	3.9J	<5.0	<5.0	**0.17**	<100	<10.0	<100	<100	<50.0	<5.0	<200	<10.0
	4/7/20	**316**	15.4	83.3	546	**60.5**	<12.5	<12.5	**1.10**	<250	<25.0	<250	<250	<125	<12.5	<500	<25.0
	8/3/22	**416**	44.3	232	1520	**169**	<8.10	<2.50	**1.19**	<86.0	<7.80	<70.0	<69.0	<69.0	<7.00	<500	<7.20
	4/25/23	**33.1**	4.0 J	45.9	417	**75.9**	<3.1	<2.1	<0.0075	<65.6	<3.0	<53.9	<91.0	<24.1	<3.5	<144	<8.5
	10/16/24	**1600**	476	630	2900	**186**	<38.8	<25.8	**5.5**	**826 J**	<38.0	<674	<1140	<301	<43.6	<1800	<106
	5/19/25	**1570**	414	649	2810	**236**	<38.8	<25.8	**5.3**	<820	<38.0	<674	<1140	<301	<43.6	<1800	<106
	11/4/25	**1960**	481	**860**	3620	**394**	<38.8	<25.8	**4.3**	<820	<38.0	<674	<1140	<301	<43.6	<1800	<106
MW-21	5/30/18	NL	NL	NL	NL	NL	NL	NL	NL	NL	NL	NL	NL	NL	NL	NL	NL
MW-21R	4/7/20	<5.0	2.8J	<5.0	<5.0	2.5J	<5.0	<5.0	<0.020	<100	<10.0	<100	<100	<50.0	<5.0	<200	<10.0
	8/3/22	<0.270	<0.250	<0.200	<0.230	<2.40	<0.810	<0.250	<0.00510	<8.60	<0.780	<7.00	<6.90	<6.90	<0.700	<50.0	<0.720
	4/25/23	<1.7	<2.0	<1.8	<5.0	<2.1	<3.1	<2.1	<0.0075	<65.6	<3.0	<53.9	<91.0	<24.1	<3.5	<144	<8.5
	10/16/24	<1.7	<2.0	<1.8	<5.0	<2.1	<3.1	<2.1	<0.0073	<65.6	<3.0	<53.9	<91.0	<24.1	<3.5	<144	<8.5
	5/19/25	<1.7	<2.0	<1.8	<5.0	<2.1	<3.1	<2.1	<0.0081	<65.6	<3.0	<53.9	<91.0	<24.1	<3.5	<144	<8.5
	11/4/25	<1.7	<2.0	<1.8	<5.0	<2.1	<3.1	<2.1	<0.0080	<65.6	<3.0	<53.9	<91.0	<24.1	<3.5	<144	<8.5
MW-22	5/30/18	**338**	731	58	399	16.3J	<25.0	<25.0	**3.8**	<500	<50.0	<500	<500	<250	<25.0	<1,000	<50.0
	4/7/20	**2550**	**5790**	317	1820	**141J**	<200	<200	**29.0**	<4,000	<400	<4,000	<4,000	<2,000	<200	<8,000	<400
	8/3/22	**6310**	**18300**	**2060**	**10700**	**420 J**	<81.0	<25.0	**44.8**	<860	<78.0	<700	<690	<690	<70.0	<5000	<72.0
	4/25/23	**5620**	**14500**	**1270**	7050	**373 J**	<310	<206	**46.1**	<6560	<304	<5390	<9100	<2410	<349	<14400	<846
	10/16/24	**9510**	**19700**	**1570**	8580	**450 J**	<310	<206	**173**	<6560	<304	<5390	<9100	<2410	<349	<14400	<846
	5/19/25	**3570**	**7510**	593	3250	**166 J**	<155	<103	**45.4**	<3280	<152	<2700	<4550	<1200	<174	<7200	<423
	11/4/25	**13200**	**27100**	**1980**	**10100**	**881 J**	<620	<412	**324**	<13100	<608	<10800	<18200	<4820	<698	<28800	<1690
MW-23	5/30/18	DRY	DRY	DRY	DRY	DRY	DRY	DRY	DRY	DRY	DRY	DRY	DRY	DRY	DRY	DRY	DRY
	4/7/20	<5.0	<5.0	<5.0	<5.0	<5.0	<5.0	<5.0	<0.020	<100	<10.0	<100	<100	<50.0	<5.0	<200	<10.0
	8/3/22	<0.270	<0.250	<0.200	<0.230	<2.40	<0.810	<0.250	<0.00526	<8.60	<0.780	<7.00	<6.90	<6.90	<0.700	<50.0	<0.720
	4/24/23	<1.7	<2.0	<1.8	<5.0	<2.1	<3.1	<2.1	<0.0075	<65.6	<3.0	<53.9	<91.0	<24.1	<3.5	<144	<8.5
	10/16/24	DRY	DRY	DRY	DRY	DRY	DRY	DRY	DRY	DRY	DRY	DRY	DRY	DRY	DRY	DRY	DRY
	5/19/25	DRY	DRY	DRY	DRY	DRY	DRY	DRY	DRY	DRY	DRY	DRY	DRY	DRY	DRY	DRY	DRY
	11/4/25	DRY	DRY	DRY	DRY	DRY	DRY	DRY	DRY	DRY	DRY	DRY	DRY	DRY	DRY	DRY	DRY
MW-24	5/30/18	**14**	17	1.8J	24	<5.0	<5.0	**6.4**	**2.9**	<100	<10.0	<100	<100	<50.0	2.5J	<200	<10.0
	4/7/20	**6730**	**6630**	486	3150	**187J**	<200	**508**	**207**	**3500J**	<400	<4,000	<4,000	<2,000	**165J**	<8,000	<400
	8/3/22	**4760**	**9790**	**1350**	8740	**543**	<40.5	**251**	**156**	<430	<39.0	<350	<345	<345	101 J	<2500	<36.0
	4/25/23	**3940**	**4040**	474	3330	**177 J**	<124	**254**	**134**	<2620	<122	<2160	<3640	<964	<140	<5760	<338
	10/16/24	**610**	898	79.6	737	**38.2**	<15.5	**37.0**	<0.0079	<328	<15.2	<270	<455	<120	<17.4	<720	<42.3
	5/19/25	**17900**	**17000**	**1230**	7990	**334 J**	<310	**976**	**447**	<6560	<304	<5390	<9100	<2410	**533**	<14400	<846
	11/4/25	**591**	**1010**	108	1020	**56.0**	<31.0	**29.9 J**	**68.3**	<656	<30.4	<539	<910	<241	<34.9	<1440	<84.6
MW-25	5/30/18	**4.4J**	9.5	8.7	50.2	<5.0	<5.0	<5.0	<0.019	<100	<10.0	<100	<100	<50.0	<5.0	<200	<10.0
	4/7/20	2.5J	<5.0	13.9	70.2	<5.0	<5.0	<5.0	<0.020	<100	<10.0	<100	<100	<50.0	<5.0	<200	<10.0
	8/3/22	**10.7**	72.1	56.5	174	<2.40	<0.810	<0.250	0.0260	<8.60	<0.780	<7.00	<6.90	<6.90	<0.700	<50.0	<0.720
	4/25/23	3.4 J	5.5	20.4	170	<2.1	<3.1	<2.1	<0.0076	<65.6	<3.0	<53.9	<91.0	<24.1	<3.5	<144	<8.5
	10/16/24	<1.7	3.9 J	6.0	62.8	<2.1	<3.1	<2.1	<0.0080	<65.6	<3.0	<53.9	<91.0	<24.1	<3.5	<144	<8.5
	5/19/25	**7.0**	<2.0	7.4	245	8.6	<3.1	<2.1	<0.0081	<65.6	<3.0	<53.9	<91.0	<24.1	<3.5	<144	<8.5
	11/4/25	<1.7	3.9 J	5.6	86.1	<2.1	<3.1	<2.1	<0.0075	<65.6	<3.0	<53.9	<91.0	<24.1	<3.5	<144	<8.5
MW-26	5/30/18	**FPP**	**FPP**	**FPP**	**FPP**	**FPP**	**FPP**	**FPP**	**FPP**	**FPP**	**FPP**	**FPP**	**FPP**	**FPP**	**FPP**	**FPP**	**FPP**
	4/7/20	**7130**	**21100**	**1320**	**10200**	**991**	<625	<625	**109**	<12,500	<1,250	<12,500	<12,500	<6,250	<625	<25,000	<1,250
	8/3/22	**FPP**	**FPP**	**FPP**	**FPP**	**FPP**	**FPP**	**FPP**	**FPP**	**FPP**	**FPP**	**FPP**	**FPP**	**FPP**	**FPP**	**FPP**	**FPP**
	4/25/23	**FPP**	**FPP**	**FPP**	**FPP**	**FPP**	**FPP**	**FPP**	**FPP**	**FPP**	**FPP**	**FPP**	**FPP**	**FPP**	**FPP**	**FPP**	**FPP**
	10/16/24	**13800**	**26600**	**1910**	9920	**537 J**	<775	<515	<0.0077	<16400	<760	<13500	<22800	<6020	<872	<36000	<2120
	5/19/25	**13800**	**40800**	**3060**	**21300**	**954 J**	<775	<515	**232**	<16400	<760	<13500	<22800	<6020	<872	<36000	<2120
	11/4/25*	**20900**	**39600**	**3460**	**19100**	**1940**	<775	<515	**1850**	<16400	<760	<13500	<22800	<6020	<872	<36000	<2120

TABLE 1
GROUNDWATER COC COCENTRATION DATA
NOVEMBER 4, 2025 SAMPLING EVENT
UST - UNKNOWN 14324
SENECA, SOUTH CAROLINA
MECI PROJECT# 25-8615
UST PERMIT# 14324

Well ID#	Sample Date	Benzene (µg/l)	Toluene (µg/l)	Ethylbenzene (µg/l)	Total Xylenes (µg/l)	Naphthalene (µg/l)	MTBE (µg/l)	1,2 DCA (µg/l)	EDB (µg/l)	TAA (µg/l)	TAME (µg/l)	ETBA (µg/l)	TBA (µg/l)	TBF (µg/l)	DIPE (µg/l)	Ethanol (µg/l)	ETBE (µg/l)
		RBSL 5	***RBSL 1000***	***RBSL 700***	***RBSL 10000***	***RBSL 25***	***RBSL 40***	***RBSL 5***	***RBSL 0.05***	***RBSL 240***	***RBSL 128***	***RBSL NE***	***RBSL 1400***	***RBSL NE***	***RBSL 150***	***RBSL 10000***	***RBSL 47***
MW-27	4/7/20	<5.0	<5.0	<5.0	<5.0	<5.0	<5.0	<5.0	<0.020	<100	<10.0	<100	<100.0	<50.0	<5.0	<200	<10.0
	8/3/22	<0.270	<0.250	<0.200	<0.230	<2.40	<0.810	<0.250	0.0103 J	<8.60	<0.780	<7.00	<6.90	<6.90	<0.700	<50.0	<0.720
	4/24/23	<1.7	<2.0	<1.8	<5.0	<2.1	<3.1	<2.1	<0.0075	<65.6	<3.0	<53.9	<91.0	<24.1	<3.5	<144	<8.5
	10/16/24	<1.7	<2.0	<1.8	<5.0	<2.1	<3.1	<2.1	<0.0080	<65.6	<3.0	<53.9	<91.0	<24.1	<3.5	<144	<8.5
	5/19/25	<1.7	<2.0	<1.8	<5.0	<2.1	<3.1	<2.1	**0.15**	<65.6	<3.0	<53.9	<91.0	<24.1	<3.5	<144	<8.5
	11/4/25	<1.7	<2.0	<1.8	<5.0	<2.1	<3.1	<2.1	<0.0076	<65.6	<3.0	<53.9	<91.0	<24.1	<3.5	<144	<8.5
MW-28	4/7/20	<5.0	<5.0	<5.0	<5.0	<5.0	<5.0	<5.0	<0.020	<100	<10.0	<100	<100.0	<50.0	<5.0	<200	<10.0
	8/3/22	<0.270	<0.250	<0.200	<0.230	<2.40	<0.810	<0.250	0.00966 J	<8.60	<0.780	<7.00	<6.90	<6.90	<0.700	<50.0	<0.720
	4/24/23	<1.7	<2.0	<1.8	<5.0	<2.1	<3.1	<2.1	<0.0074	<65.6	<3.0	<53.9	<91.0	<24.1	<3.5	<144	<8.5
	10/16/24	<1.7	<2.0	<1.8	<5.0	<2.1	<3.1	<2.1	<0.0082	<65.6	<3.0	<53.9	<91.0	<24.1	<3.5	<144	<8.5
	5/19/25	<1.7	<2.0	<1.8	<5.0	<2.1	<3.1	<2.1	0.015 J	<65.6	<3.0	<53.9	<91.0	<24.1	<3.5	<144	<8.5
	11/4/25	<1.7	<2.0	<1.8	<5.0	<2.1	<3.1	<2.1	<0.0075	<65.6	<3.0	<53.9	<91.0	<24.1	<3.5	<144	<8.5
MW-29	4/7/20	**4290**	**5570**	**907**	5300	**377**	<250	<250	<0.020	<5,000	<500	<5,000	<5,000	<2,500	<250	<10,000	<500
	8/3/22	**218**	213	81.4	472	**195 J**	<40.5	<12.5	**14.5**	<430	<39.0	<350	<345	<345	<35.0	<2500	<36.0
	4/24/23	**2380**	**2070**	**737**	4230	**339**	<77.5	<51.5	**23.0**	<1640	<76.0	<1350	<2280	<602	<87.2	<3600	<212
	10/16/24	**2470**	**2790**	**832**	4440	**327**	<62.0	<41.2	**23.9**	<1310	<60.8	<1080	<1820	<482	<69.8	<2880	<169
	5/19/25	**2520**	**3150**	**868**	4600	**432**	<77.5	<51.5	**20.3**	<1640	<76.0	<1350	<2280	<602	<87.2	<3600	<212
	11/4/25	**2450**	**2860**	**854**	4470	**408**	<77.5	<51.5	**35.5**	<1640	<76.0	<1350	<2280	<602	<87.2	<3600	<212
MW-30	8/3/22	ABD	ABD	ABD	ABD	ABD	ABD	ABD	ABD	ABD	ABD	ABD	ABD	ABD	ABD	ABD	ABD
MW-31	8/3/22	<0.270	<0.250	<0.200	<0.230	<2.40	<0.810	<0.250	<0.0515	<8.60	<0.780	<7.00	<6.90	<6.90	<0.700	<50.0	<0.720
	4/24/23	<1.7	<2.0	<1.8	<5.0	<2.1	<3.1	<2.1	<0.0075	<65.6	<3.0	<53.9	<91.0	<24.1	<3.5	<144	<8.5
	10/16/24	DRY	DRY	DRY	DRY	DRY	DRY	DRY	DRY	DRY	DRY	DRY	DRY	DRY	DRY	DRY	DRY
	5/19/25	<1.7	<2.0	<1.8	<5.0	<2.1	<3.1	<2.1	<0.0079	<65.6	<3.0	<53.9	<91.0	<24.1	<3.5	<144	<8.5
	11/4/25	DRY	DRY	DRY	DRY	DRY	DRY	DRY	DRY	DRY	DRY	DRY	DRY	DRY	DRY	DRY	DRY
MW-32	8/3/22	<0.270	<0.250	<0.200	<0.230	<2.40	<0.810	1.54	0.0327	<8.60	<0.780	<7.00	<6.90	<6.90	<0.700	<50.0	<0.720
	4/24/23	<1.7	<2.0	<1.8	<5.0	<2.1	<3.1	<2.1	<0.0074	<65.6	<3.0	<53.9	<91.0	<24.1	<3.5	<144	<8.5
	10/16/24	<1.7	<2.0	<1.8	<5.0	<2.1	<3.1	<2.1	<0.0080	<65.6	<3.0	<53.9	<91.0	<24.1	<3.5	<144	<8.5
	5/19/25	<1.7	<2.0	<1.8	<5.0	<2.1	<3.1	<2.1	<0.0080	<65.6	<3.0	<53.9	<91.0	<24.1	<3.5	<144	<8.5
	11/4/25	<1.7	<2.0	<1.8	<5.0	<2.1	<3.1	<2.1	**0.22**	<65.6	<3.0	<53.9	<91.0	<24.1	<3.5	<144	<8.5
DW-1	5/30/18	**2240**	**1260**	161	1130	**88.5J**	<100	<100	**10.7**	<2,000	<200	<2,000	<2,000	<1,000	<100	<4,000	<200
	4/7/20	**2550**	**1660**	209	1140	**114**	<100	<100	**9.2**	<2,000	<200	<2,000	<2,000	<1,000	<100	<4,000	<200
	8/3/22	**2420**	49.8	75.4	627	**27.4**	<0.810	**19.7**	**8.42**	**746**	<0.780	<7.00	<6.90	<6.90	24.9	<50.0	<0.720
	4/24/23	**2780**	608	92.2 J	1010	<41.8	<62.0	<41.2	**6.7**	<1310	<60.8	<1080	<1820	<482	<69.8	<2880	<169
	10/16/24	**1820**	124	22.5 J	568	**35.1 J**	<31.0	<20.6	**6.7**	**678 J**	<30.4	<539	<910	<241	<34.9	<1440	<84.6
	5/19/25	**1190**	49.7 J	<18.4	439	<20.9	<31.0	<20.6	**4.1**	<656	<30.4	<539	<910	<241	<34.9	<1440	<84.6
	11/4/25	**1160**	50.4	<18.4	466	23.0 J	<31.0	<20.6	**16.7**	<656	<30.4	<539	<910	<241	<34.9	<1440	<84.6
DW-2	4/7/20	**12800**	**10100**	**1050**	6090	**401J**	<500	<500	**79.2**	<10,000	<1,000	<10,000	<10,000	<5,000	<500	<20,000	<1,000
	8/3/22	**8560**	**7790**	**874**	5040	<480	<162	<50.0	**55.9**	<1720	<156	<1400	<1380	<1380	<140	<10000	<144
	4/24/23	**7480**	**6360**	685	4420	**172 J**	<155	<103	**73.7**	<3280	<152	<2700	<4550	<1200	<174	<7200	<423
	10/16/24	**5870**	**5250**	381	3690	**134 J**	<155	<103	<0.0082	<3280	<152	<2700	<4550	<1200	<174	<7200	<423
	5/19/25	**7500**	**9080**	**1020**	6040	**297**	<155	<103	**36.8**	<3280	<152	<2700	<4550	<1200	<174	<7200	<423
	11/4/25	**7040**	**7200**	613	4820	**225 J**	<155	<103	**173**	<3280	<152	<2700	<4550	<1200	<174	<7200	<423

TABLE 1
GROUNDWATER COC COCENTRATION DATA
NOVEMBER 4, 2025 SAMPLING EVENT
UST - UNKNOWN 14324
SENECA, SOUTH CAROLINA
MECI PROJECT# 25-8615
UST PERMIT# 14324

Well ID#	Sample Date	Benzene (µg/l)	Toluene (µg/l)	Ethylbenzene (µg/l)	Total Xylenes (µg/l)	Naphthalene (µg/l)	MTBE (µg/l)	1,2 DCA (µg/l)	EDB (µg/l)	TAA (µg/l)	TAME (µg/l)	ETBA (µg/l)	TBA (µg/l)	TBF (µg/l)	DIPE (µg/l)	Ethanol (µg/l)	ETBE (µg/l)
		RBSL 5	***RBSL 1000***	***RBSL 700***	***RBSL 10000***	***RBSL 25***	***RBSL 40***	***RBSL 5***	***RBSL 0.05***	***RBSL 240***	***RBSL 128***	***RBSL NE***	***RBSL 1400***	***RBSL NE***	***RBSL 150***	***RBSL 10000***	***RBSL 47***
DW-3	4/7/20	**307**	<12.5	<12.5	237	12.0J	<12.5	**6.5J**	**1.6**	<250	<25.0	<250	<250	<125	<12.5	<500	<25.0
	8/3/22	**138**	<0.250	<0.200	194	11.2	<0.810	**5.60**	**0.979**	140	<0.780	<7.00	13.0 J	<6.90	6.41 J	<50.0	<0.720
	4/24/23	**312**	<5.0	<4.6	187	15.4	<7.8	**5.9 J**	**1.7**	<164	<7.6	<135	<228	<60.2	<8.7	<360	<21.2
	10/16/24	**251**	<5.0	<4.6	143	11.3 J	<7.8	<5.2	**0.78**	<164	<7.6	<135	<228	<60.2	<8.7	<360	<21.2
	5/19/25	**207**	<4.0	<3.7	72.2	10.2	<6.2	4.1 J	**0.51**	<131	<6.1	<108	<182	<48.2	<7.0	<288	<16.9
	11/4/25	**155**	<2.0	<1.8	39.7	4.7 J	<3.1	**5.1**	**0.37**	127	<3.0	<53.9	<91.0	<24.1	6.4	<144	<8.5
DW-4	8/3/22	**1370**	9.13	5.18	517	**76.7**	<0.810	**31.1**	**2.36**	**777**	<0.780	<7.00	<6.90	<6.90	29.9	<50.0	<0.720
	4/24/23	**279**	<5.0	<4.6	79.3	7.0 J	<7.8	**10.7 J**	**1.1**	**242 J**	<7.6	<135	<228	<60.2	<8.7	<360	<21.2
	10/16/24	**1210**	<20.1	<18.4	306	**40.6 J**	<31.0	**24.0 J**	**2.4**	<656	<30.4	<539	<910	<241	<34.9	<1440	<84.6
	5/19/25	**1110**	<20.1	<18.4	288	**67.8**	<31.0	<20.6	**1.2**	<656	<30.4	<539	<910	<241	<34.9	<1440	<84.6
	11/4/25	**1820**	<20.1	<18.4	414	**85.0**	<31.0	**30.2 J**	**0.73**	<656	<30.4	<539	<910	<241	<34.9	<1440	<84.6
DW-5	8/3/22	<0.270	<0.250	<0.200	<0.230	6.74	<0.810	0.284 J	0.0102 J	<8.60	<0.780	<7.00	<6.90	<6.90	<0.700	<50.0	<0.720
	4/25/23	<1.7	<2.0	<1.8	<5.0	<2.1	<3.1	<2.1	<0.0075	<65.6	<3.0	<53.9	<91.0	<24.1	<3.5	<144	<8.5
	10/16/24	<1.7	<2.0	<1.8	<5.0	<2.1	<3.1	<2.1	<0.0078	<65.6	<3.0	<53.9	<91.0	<24.1	<3.5	<144	<8.5
	5/19/25	<1.7	<2.0	<1.8	<5.0	<2.1	<3.1	<2.1	<0.0079	<65.6	<3.0	<53.9	<91.0	<24.1	<3.5	<144	<8.5
	11/4/25	<1.7	<2.0	<1.8	<5.0	<2.1	<3.1	<2.1	<0.0075	<65.6	<3.0	<53.9	<91.0	<24.1	<3.5	<144	<8.5
DW-6	8/3/22	**1980**	466	<10.0	460	<120	<40.5	**234**	**9.61**	**3050**	<39.0	<350	<345	<345	**151 J**	<2500	<36.0
	4/24/23	<1.7	<2.0	<1.8	<5.0	<2.1	<3.1	**13.0**	**0.29**	<65.6	<3.0	<53.9	<91.0	<24.1	8.9	<144	<8.5
	10/16/24	<1.7	<2.0	<1.8	<5.0	<2.1	<3.1	**12.6**	**0.068**	<65.6	<3.0	<53.9	<91.0	<24.1	9.4	<144	<8.5
	5/19/25	<1.7	<2.0	<1.8	<5.0	<2.1	<3.1	**5.8**	0.032	<65.6	<3.0	<53.9	<91.0	<24.1	7.9	<144	<8.5
	11/4/25	<1.7	<2.0	<1.8	<5.0	<2.1	<3.1	**14.5**	<0.0074	75.7 J	<3.0	<53.9	<91.0	<24.1	15.6	<144	<8.5
DDW-1 (83.5')	8/3/22	<0.270	<0.250	<0.200	<0.230	<2.40	<0.810	<0.250	<0.00519	<8.60	<0.780	<7.00	<6.90	<6.90	<0.700	<50.0	<0.720
	4/25/23	<1.7	<2.0	<1.8	<5.0	<2.1	<3.1	<2.1	<0.0074	<65.6	<3.0	<53.9	<91.0	<24.1	<3.5	<144	<8.5
	10/16/24	<1.7	<2.0	<1.8	<5.0	<2.1	<3.1	<2.1	<0.0079	<65.6	<3.0	<53.9	<91.0	<24.1	<3.5	<144	<8.5
	5/19/25	<1.7	<2.0	<1.8	<5.0	<2.1	<3.1	<2.1	<0.0076	<65.6	<3.0	<53.9	<91.0	<24.1	<3.5	<144	<8.5
	11/4/25	<1.7	<2.0	<1.8	<5.0	<2.1	<3.1	<2.1	<0.0075	<65.6	<3.0	<53.9	<91.0	<24.1	<3.5	<144	<8.5
DDW-1 (92.5')	8/3/22	<0.270	<0.250	<0.200	<0.230	<2.40	<0.810	<0.250	<0.00519	<8.60	<0.780	<7.00	<6.90	<6.90	<0.700	<50.0	<0.720
	4/25/23	<1.7	<2.0	<1.8	<5.0	<2.1	<3.1	<2.1	<0.0074	<65.6	<3.0	<53.9	<91.0	<24.1	<3.5	<144	<8.5
	10/16/24	<1.7	<2.0	<1.8	<5.0	<2.1	<3.1	<2.1	<0.0080	<65.6	<3.0	<53.9	<91.0	<24.1	<3.5	<144	<8.5
	5/19/25	<1.7	<2.0	<1.8	<5.0	<2.1	<3.1	<2.1	<0.0079	<65.6	<3.0	<53.9	<91.0	<24.1	<3.5	<144	<8.5
	11/4/25	<1.7	<2.0	<1.8	<5.0	<2.1	<3.1	<2.1	<0.0074	<65.6	<3.0	<53.9	<91.0	<24.1	<3.5	<144	<8.5
DDW-1 (102.5')	8/3/22	<0.270	<0.250	<0.200	<0.230	<2.40	<0.810	<0.250	<0.00510	<8.60	<0.780	<7.00	<6.90	<6.90	<0.700	<50.0	<0.720
	4/25/23	<1.7	<2.0	<1.8	<5.0	<2.1	<3.1	<2.1	<0.0074	<65.6	<3.0	<53.9	<91.0	<24.1	<3.5	<144	<8.5
	10/16/24	<1.7	<2.0	<1.8	<5.0	<2.1	<3.1	<2.1	<0.0079	<65.6	<3.0	<53.9	<91.0	<24.1	<3.5	<144	<8.5
	5/19/25	<1.7	<2.0	<1.8	<5.0	<2.1	<3.1	<2.1	<0.0078	<65.6	<3.0	<53.9	<91.0	<24.1	<3.5	<144	<8.5
	11/4/25	<1.7	<2.0	<1.8	<5.0	<2.1	<3.1	<2.1	<0.0076	<65.6	<3.0	<53.9	<91.0	<24.1	<3.5	<144	<8.5
DDW-1 (112.5')	8/3/22	<0.270	<0.250	<0.200	<0.230	<2.40	<0.810	<0.250	<0.00513	<8.60	<0.780	<7.00	<6.90	<6.90	<0.700	<50.0	<0.720
	4/25/23	<1.7	<2.0	<1.8	<5.0	<2.1	<3.1	<2.1	<0.0074	<65.6	<3.0	<53.9	<91.0	<24.1	<3.5	<144	<8.5
	10/16/24	<1.7	<2.0	<1.8	<5.0	<2.1	<3.1	<2.1	<0.0083	<65.6	<3.0	<53.9	<91.0	<24.1	<3.5	<144	<8.5
	5/19/25	<1.7	<2.0	<1.8	<5.0	<2.1	<3.1	<2.1	<0.0079	<65.6	<3.0	<53.9	<91.0	<24.1	<3.5	<144	<8.5
	11/4/25	<1.7	<2.0	<1.8	<5.0	<2.1	<3.1	<2.1	<0.0076	<65.6	<3.0	<53.9	<91.0	<24.1	<3.5	<144	<8.5
DDW-1 (119.5')	8/3/22	<0.270	<0.250	<0.200	<0.230	<2.40	<0.810	<0.250	<0.00499	<8.60	<0.780	<7.00	<6.90	<6.90	<0.700	<50.0	<0.720
	4/25/23	<1.7	<2.0	<1.8	<5.0	<2.1	<3.1	<2.1	<0.0072	<65.6	<3.0	<53.9	<91.0	<24.1	<3.5	<144	<8.5
	10/16/24	<1.7	<2.0	<1.8	<5.0	<2.1	<3.1	<2.1	<0.0081	<65.6	<3.0	<53.9	<91.0	<24.1	<3.5	<144	<8.5
	5/19/25	<1.7	<2.0	<1.8	<5.0	<2.1	<3.1	<2.1	<0.0078	<65.6	<3.0	<53.9	<91.0	<24.1	<3.5	<144	<8.5
	11/4/25	<1.7	<2.0	<1.8	<5.0	<2.1	<3.1	<2.1	<0.0074	<65.6	<3.0	<53.9	<91.0	<24.1	<3.5	<144	<8.5

TABLE 1
GROUNDWATER COC COCENTRATION DATA
NOVEMBER 4, 2025 SAMPLING EVENT
UST - UNKNOWN 14324
SENECA, SOUTH CAROLINA
MECI PROJECT# 25-8615
UST PERMIT# 14324

Well ID#	Sample Date	Benzene (µg/l)	Toluene (µg/l)	Ethylbenzene (µg/l)	Total Xylenes (µg/l)	Naphthalene (µg/l)	MTBE (µg/l)	1,2 DCA (µg/l)	EDB (µg/l)	TAA (µg/l)	TAME (µg/l)	ETBA (µg/l)	TBA (µg/l)	TBF (µg/l)	DIPE (µg/l)	Ethanol (µg/l)	ETBE (µg/l)
		RBSL 5	***RBSL 1000***	***RBSL 700***	***RBSL 10000***	***RBSL 25***	***RBSL 40***	***RBSL 5***	***RBSL 0.05***	***RBSL 240***	***RBSL 128***	***RBSL NE***	***RBSL 1400***	***RBSL NE***	***RBSL 150***	***RBSL 10000***	***RBSL 47***
DDW-2	8/3/22	2.74	<0.250	<0.200	0.978 J	<2.40	<0.810	0.501 J	<0.00506	9.71 J	<0.780	<7.00	<6.90	<6.90	<0.700	<50.0	<0.720
	4/25/23	<1.7	<2.0	<1.8	<5.0	<2.1	<3.1	<2.1	<0.0073	<65.6	<3.0	<53.9	<91.0	<24.1	<3.5	<144	<8.5
	10/16/24	<1.7	<2.0	<1.8	<5.0	<2.1	<3.1	<2.1	<0.0081	<65.6	<3.0	<53.9	<91.0	<24.1	<3.5	<144	<8.5
	5/19/25	<1.7	<2.0	<1.8	<5.0	<2.1	<3.1	<2.1	<0.0078	<65.6	<3.0	<53.9	<91.0	<24.1	<3.5	<144	<8.5
	11/4/25	<1.7	<2.0	<1.8	<5.0	<2.1	<3.1	<2.1	<0.0075	<65.6	<3.0	<53.9	<91.0	<24.1	<3.5	<144	<8.5
DDW-3	8/3/22	<0.270	<0.250	<0.200	<0.230	<2.40	<0.810	<0.250	0.00626 J	<8.60	<0.780	<7.00	<6.90	<6.90	<0.700	<50.0	<0.720
	4/25/23	<1.7	<2.0	<1.8	<5.0	<2.1	<3.1	<2.1	<0.0075	<65.6	<3.0	<53.9	<91.0	<24.1	<3.5	<144	<8.5
	10/16/24	<1.7	<2.0	<1.8	<5.0	<2.1	<3.1	<2.1	<0.0081	<65.6	<3.0	<53.9	<91.0	<24.1	<3.5	<144	<8.5
	5/19/25	<1.7	<2.0	<1.8	<5.0	<2.1	<3.1	<2.1	<0.0077	<65.6	<3.0	<53.9	<91.0	<24.1	<3.5	<144	<8.5
	11/4/25	<1.7	<2.0	<1.8	<5.0	<2.1	<3.1	<2.1	<0.0074	<65.6	<3.0	<53.9	<91.0	<24.1	<3.5	<144	<8.5
DDW-4	8/3/22	**33.7**	<0.250	<0.200	<0.230	<2.40	<0.810	**12.4**	**0.256**	235	<0.780	<7.00	41.0 J	<6.90	9.29 J	<50.0	<0.720
	4/25/23	<1.7	<2.0	<1.8	<5.0	<2.1	<3.1	<2.1	<0.0074	<65.6	<3.0	<53.9	<91.0	<24.1	<3.5	<144	<8.5
	10/16/24	<1.7	<2.0	<1.8	<5.0	<2.1	<3.1	<2.1	<0.0083	<65.6	<3.0	<53.9	<91.0	<24.1	<3.5	<144	<8.5
	5/19/25	<1.7	<2.0	<1.8	<5.0	<2.1	<3.1	<2.1	<0.0080	<65.6	<3.0	<53.9	<91.0	<24.1	<3.5	<144	<8.5
	11/4/25	<1.7	<2.0	<1.8	<5.0	<2.1	<3.1	<2.1	0.022	<65.6	<3.0	<53.9	<91.0	<24.1	<3.5	<144	<8.5
RW-1	5/30/18	NL	NL	NL	NL	NL	NL	NL	NL	NL	NL	NL	NL	NL	NL	NL	NL
	4/7/20	**10200**	**33900**	**2830**	**16300**	**887J**	<1,000	<1,000	**125**	<20,000	<2,000	<20,000	<20,000	<10,000	<1,000	<40,000	<2,000
	8/3/22	**FPP**	**FPP**	**FPP**	**FPP**	**FPP**	**FPP**	**FPP**	**FPP**	**FPP**	**FPP**	**FPP**	**FPP**	**FPP**	**FPP**	**FPP**	**FPP**
	4/25/23	**7200**	**23300**	**2360**	**17600**	**855 J**	<620	<412	**179**	<13100	<608	<10800	<18200	<4820	<698	<28800	<1690
	10/16/24*	**20600**	**37500**	**2530**	**15800**	**779 J**	<620	<412	**507**	<13100	<608	<10800	<18200	<4820	<698	<28800	<1690
	5/19/25	**19800**	**35400**	**2230**	**13700**	**663 J**	<620	<412	**433**	<13100	<608	<10800	<18200	<4820	<698	<28800	<1690
	11/4/25*	**22600**	**39700**	**2540**	**15300**	**1080 J**	<775	<515	**1510**	<16400	<760	<13500	<22800	<6020	<872	<36000	<2120
RW-2	5/30/18	<100	861	**936**	5,700	**263**	<100	<100	<0.020	<2,000	<200	<2,000	<2,000	<1,000	<100	<4,000	<200
	4/7/20	<10.0	34	121	563	**52.5**	<10.0	<10.0	<0.020	<200	<20.0	<200	<200	<100	<10.0	<400	<20.0
	8/3/22	<2.70	45.1	195	947	**88.5**	<8.10	<2.50	<0.00507	<86.0	<7.80	<70.0	<69.0	<69.0	<7.00	<500	<7.20
	4/25/23	<3.5	58.3	231	696	**106**	<6.2	<4.1	<0.0074	138 J	<6.1	<108	<182	<48.2	<7.0	<288	<16.9
	10/16/24	<8.7	182	**718**	2190	**412**	<15.5	<10.3	**0.13**	<328	<15.2	<270	<455	<120	<17.4	<720	<42.3
	5/19/25	<8.7	141	658	2230	**410**	<15.5	<10.3	<0.0085	<328	<15.2	<270	<455	<120	<17.4	<720	<42.3
	11/4/25*	<21.8	437	**1210**	3730	**545**	<38.8	<25.8	<0.0076	<820	<38.0	<674	<1140	<301	<43.6	<1800	<106
RW-3	5/30/18	**1020**	**4120**	**2550**	**14900**	**686**	<250	<250	**0.66**	<5,000	<500	<5,000	<5,000	<2,500	<250	<10,000	<500
	4/7/20	**449**	**2090**	**2980**	**13100**	**471**	<200	<200	**0.81**	<4,000	<400	<4,000	<4,000	<2,000	<200	<8,000	<400
	8/3/22	**FPP**	**FPP**	**FPP**	**FPP**	**FPP**	**FPP**	**FPP**	**FPP**	**FPP**	**FPP**	**FPP**	**FPP**	**FPP**	**FPP**	**FPP**	**FPP**
	4/25/23	**149 J**	**1380**	**3350**	**13800**	**708**	<124	<82.4	<0.0075	<2620	<122	<2160	<3640	<964	<140	<5760	<338
	10/16/24*	**217**	**1560**	**2840**	**12300**	**595**	<124	<82.4	**0.27**	<2620	<122	<2160	<3640	<964	<140	<5760	<338
	5/19/25	**145 J**	**1090**	**3040**	**12700**	**927**	<124	<82.4	**0.13**	<2620	<122	<2160	<3640	<964	<140	<5760	<338
	11/4/25*	**344**	**1160**	**2810**	**12000**	**834**	<124	<82.4	**0.21**	<2620	<122	<2160	<3640	<964	<140	<5760	<338
RW-4	5/30/18	**30600**	**38600**	**2700**	**14000**	**956J**	<1,250	**562J**	**1850**	<25,000	<2,500	<25,000	<25,000	<12,500	**694J**	<50,000	<2,500
	4/7/20	**15400**	**29000**	**2060**	**13200**	**764J**	<1,000	<1,000	**40.7**	<20,000	<2,000	<20,000	<20,000	<10,000	<1,000	<40,000	<2,000
	8/3/22	**FPP**	**FPP**	**FPP**	**FPP**	**FPP**	**FPP**	**FPP**	**FPP**	**FPP**	**FPP**	**FPP**	**FPP**	**FPP**	**FPP**	**FPP**	**FPP**
	4/25/23	**22000**	**35600**	**2340**	**15300**	**520 J**	<620	<412	**832**	<13100	<608	<10800	<18200	<4820	<698	<28800	<1690
	10/16/24*	**28900**	**33500**	**2250**	**13900**	**673 J**	<620	<412	**1370**	<13100	<608	<10800	<18200	<4820	<698	<28800	<1690
	5/19/25	**27200**	**33800**	**2370**	**15200**	**743 J**	<620	<412	**854**	<13100	<608	<10800	<18200	<4820	<698	<28800	<1690
	11/4/25*	**27300**	**31000**	**2050**	**13200**	**950 J**	<620	<412	**2620**	<13100	<608	<10800	<18200	<4820	<698	<28800	<1690
RW-5	5/30/18	**28800**	**36600**	**2430**	**12400**	**614J**	<1,250	<1,250	**612**	<25,000	<2,500	<25,000	<25,000	<12,500	<1,250	<50,000	<2,500
	4/7/20	**16600**	**27400**	**1740**	**10800**	**702J**	<1,250	<1,250	**230**	<25,000	<2,500	<25,000	<25,000	<12,500	<1,250	<50,000	<2,500
	8/3/22	**FPP**	**FPP**	**FPP**	**FPP**	**FPP**	**FPP**	**FPP**	**FPP**	**FPP**	**FPP**	**FPP**	**FPP**	**FPP**	**FPP**	**FPP**	**FPP**
	4/25/23	**20100**	**38700**	**2130**	**13300**	**913 J**	<775	<515	**384**	<16400	<760	<13500	<22800	<6020	<872	<36000	<2120
	10/16/24*	**23400**	**35500**	**2390**	**12900**	**796 J**	<775	<515	<0.0081	<16400	<760	<13500	<22800	<6020	<872	<36000	<2120
	5/19/25*	**25500**	**36100**	**2210**	**12400**	**865 J**	<775	<515	**682**	<16400	<760	<13500	<22800	<6020	<872	<36000	<2120
	11/4/25*	**25600**	**34800**	**2190**	**11900**	**865 J**	<775	<515	**786**	<16400	<760	<13500	<22800	<6020	<872	<36000	<2120

TABLE 1
GROUNDWATER COC COCENTRATION DATA
NOVEMBER 4, 2025 SAMPLING EVENT
UST - UNKNOWN 14324
SENECA, SOUTH CAROLINA
MECI PROJECT# 25-8615
UST PERMIT# 14324

Well ID#	Sample Date	Benzene (µg/l)	Toluene (µg/l)	Ethylbenzene (µg/l)	Total Xylenes (µg/l)	Naphthalene (µg/l)	MTBE (µg/l)	1,2 DCA (µg/l)	EDB (µg/l)	TAA (µg/l)	TAME (µg/l)	ETBA (µg/l)	TBA (µg/l)	TBF (µg/l)	DIPE (µg/l)	Ethanol (µg/l)	ETBE (µg/l)
		RBSL 5	***RBSL 1000***	***RBSL 700***	***RBSL 10000***	***RBSL 25***	***RBSL 40***	***RBSL 5***	***RBSL 0.05***	***RBSL 240***	***RBSL 128***	***RBSL NE***	***RBSL 1400***	***RBSL NE***	***RBSL 150***	***RBSL 10000***	***RBSL 47***
EP-4	8/10/13	NS	NS	NS	NS	NS	NS	NS	NS	NS	NS	NS	NS	NS	NS	NS	NS
	11/6/13	NS	NS	NS	NS	NS	NS	NS	NS	NS	NS	NS	NS	NS	NS	NS	NS
	3/12/15	**155**	**4830**	**1730**	9990	**897**	<100	<100	<0.020	<2,000	<200	<2,000	<2,000	<1,000	<100	<4,000	<200
	5/30/18	**FPP**	**FPP**	**FPP**	**FPP**	**FPP**	**FPP**	**FPP**	**FPP**	**FPP**	**FPP**	**FPP**	**FPP**	**FPP**	**FPP**	**FPP**	**FPP**
	4/7/20	**21.2J**	633	606	3250	**270**	<50.0	<50.0	<0.020	<1,000	<100	<1,000	<1,000	<500	<50.0	<2,000	<100
	8/3/22	**85.8 J**	**1750**	**1010**	5380	**365 J**	<81.0	<25.0	0.0165 J	<860	<78.0	<700	<690	<690	<70.0	<5000	<72.0
	4/25/23	**24.0 J**	**1210**	**828**	5430	**308**	<31.0	<20.6	0.040	<656	<30.4	<539	<910	<241	<34.9	<1440	<84.6
	10/16/24*	**264**	**3590**	**1550**	8900	**722**	<77.5	<51.5	<0.0080	<1640	<76.0	<1350	<2280	<602	<87.2	<3600	<212
	5/19/25	**316**	**4960**	**1690**	**10300**	**638**	<124	<82.4	<0.0077	<2620	<122	<2160	<3640	<964	<140	<5760	<338
	11/4/25*	**592**	**7010**	**2060**	**12800**	**1510**	<310	<206	<0.0074	<6560	<304	<5390	<9100	<2410	<349	<14400	<846
EP-12	8/10/13	NS	NS	NS	NS	NS	NS	NS	NS	NS	NS	NS	NS	NS	NS	NS	NS
	11/6/13	NS	NS	NS	NS	NS	NS	NS	NS	NS	NS	NS	NS	NS	NS	NS	NS
	3/12/15	**8600**	**16600**	**1060**	**12600**	**1380**	<625	<625	**298**	<12,500	<1,250	<12,500	<12,500	<6250	<625	<25,000	<1,250
	5/30/18	NL	NL	NL	NL	NL	NL	NL	NL	NL	NL	NL	NL	NL	NL	NL	NL
	4/7/20	**2890**	**6410**	428	6910	**599**	<250	<250	**40.8**	<5,000	<500	<5,000	<5,000	<2,500	<250	<10,000	<500
	8/3/22	**6650**	**28300**	**9880**	**123000**	**33100**	<1620	<500	**103**	<17200	<1560	<14000	<13800	<13800	<1400	<100000	<1440
	4/25/23	**4420**	**15100**	**1300**	**11400**	**1020**	<388	<258	**62.0**	<8200	<380	<6740	<11400	<3010	<436	<18000	<1060
	10/16/24	**8280**	**16600**	**1140**	**11200**	**753**	<388	<258	**224**	<8200	<380	<6740	<11400	<3010	<436	<18000	<1060
	5/19/25	**9900**	**13300**	**875**	**24000**	**1760**	<388	<258	**204**	<8200	<380	<6740	<11400	<3010	<436	<18000	<1060
	11/4/25*	**14900**	**23600**	**1420**	**16400**	**1050**	<388	<258	**567**	<8200	<380	<6740	<11400	<3010	<436	<18000	<1060
EP-16	8/10/13	NS	NS	NS	NS	NS	NS	NS	NS	NS	NS	NS	NS	NS	NS	NS	NS
	11/6/13	NS	NS	NS	NS	NS	NS	NS	NS	NS	NS	NS	NS	NS	NS	NS	NS
	3/12/15	**4540**	**9720**	**1140**	**16400**	**31800**	<500	<500	**876**	<10,000	<1,000	<1,000	<10,000	<5,000	<500	<20,000	<1,000
	5/30/18	**7010**	**13200**	**1050**	**13500**	**1260**	<500	<500	**457**	<10,000	<1,000	<1,000	<10,000	<5,000	<500	<20,000	<1,000
	4/7/20	**1900**	**5170**	375	7160	**609**	<250	<250	**91.9**	<5,000	<500	<5,000	<5,000	<2,500	<250	<10,000	<250
	8/3/22	**FPP**	**FPP**	**FPP**	**FPP**	**FPP**	**FPP**	**FPP**	**FPP**	**FPP**	**FPP**	**FPP**	**FPP**	**FPP**	**FPP**	**FPP**	**FPP**
	4/25/23	**FPP**	**FPP**	**FPP**	**FPP**	**FPP**	**FPP**	**FPP**	**FPP**	**FPP**	**FPP**	**FPP**	**FPP**	**FPP**	**FPP**	**FPP**	**FPP**
	10/16/24	**9600**	**17600**	**1100**	**13100**	**1050**	<388	<258	<0.0079	<8200	<380	<6740	<11400	<3010	<436	<18000	<1060
	5/19/25	**10100**	**22700**	**1440**	**18300**	**1050**	<620	<412	**373**	<13100	<608	<10800	<18200	<4820	<698	<28800	<1690
	11/4/25	**11400**	**23200**	**1320**	**17100**	**989 J**	<620	<412	**834**	<13100	<608	<10800	<18200	<4820	<698	<28800	<1690
EP-20	8/10/13	NS	NS	NS	NS	NS	NS	NS	NS	NS	NS	NS	NS	NS	NS	NS	NS
	11/6/13	NS	NS	NS	NS	NS	NS	NS	NS	NS	NS	NS	NS	NS	NS	NS	NS
	3/12/15	**7730**	**16100**	550	**13000**	**1610**	<250	**156J**	**604**	<5,000	<500	<5,000	<5,000	<2,500	99.1J	<10,000	<500
	5/30/18	**7810**	**9720**	290J	**15600**	**1290**	<500	<500	**704**	<10,000	<1,000	<1,000	<10,000	<5,000	**173J**	<20,000	<1,000
	4/7/20	**6050**	**12500**	691	**12500**	**817**	<500	<500	**182**	<10,000	<1,000	<10,000	<10,000	<5,000	<500	<20,000	<1,000
	8/3/22	**14700**	**30700**	**1780**	**17500**	**1240 J**	<203	<62.5	**412**	<2150	<195	<1750	<1730	<1730	<175	<12500	<180
	4/25/23	**8350**	**18200**	**907 J**	**12900**	**983 J**	<620	<412	**296**	<13100	<608	<10800	<18200	<4820	<698	<28800	<1690
	10/16/24	**14500**	**30500**	**2050**	**22400**	**2250**	<620	<412	<0.0078	<13100	<608	<10800	<18200	<4820	<698	<28800	<1690
	5/19/25	**12400**	**24600**	**1150**	**15000**	**1210**	<620	<412	**437**	<13100	<608	<10800	<18200	<4820	<698	<28800	<1690
	11/4/25	**12900**	**27200**	**1370**	**17400**	**1140**	<620	<412	**875**	<13100	<608	<10800	<18200	<4820	<698	<28800	<1690
SW-1	4/7/20	<1.0	<1.0	<1.0	<1.0	<1.0	<1.0	<1.0	<0.020	<100	<10.0	<100	<100	<50.0	<1.0	<200	<10.0
	8/3/22	<0.270	<0.250	<0.200	<0.230	<2.40	<0.810	<0.250	<0.00510	<8.60	<0.780	<7.00	<6.90	<6.90	<0.700	<50.0	<0.720
	4/25/23	<0.34	<0.48	<0.30	<0.34	<0.64	<0.42	<0.32	<0.0075	<36.4	<2.7	<51.9	<26.8	<29.4	<0.31	<72.2	<3.2
	10/16/24	<0.34	<0.48	<0.30	<0.34	<0.64	1.2	<0.32	<0.0077	<36.4	<2.7	<51.9	<26.8	<29.4	<0.31	<72.2	<3.2
	5/19/25	<0.34	<0.48	<0.30	<0.34	<0.64	<0.42	<0.32	**0.076**	<36.4	<2.7	<51.9	<26.8	<29.4	<0.31	<72.2	<3.2
	11/4/25	<0.34	<0.48	<0.30	<0.34	<0.64	<0.42	<0.32	<0.0074	<36.4	<2.7	<51.9	<26.8	<29.4	<0.31	<72.2	<3.2
SW-2	8/3/22	0.546 J	<0.250	<0.200	<0.230	<2.40	<0.810	0.303 J	<0.0503	<8.60	<0.780	<7.00	<6.90	<6.90	<0.700	<50.0	<0.720
	4/25/23	<0.34	<0.48	<0.30	<0.34	<0.64	<0.42	<0.32	<0.0075	<36.4	<2.7	<51.9	<26.8	<29.4	<0.31	<72.2	<3.2
	10/16/24	<0.34	<0.48	<0.30	<0.34	<0.64	1.3	<0.32	<0.0082	<36.4	<2.7	<51.9	<26.8	<29.4	<0.31	<72.2	<3.2
	5/19/25	<0.34	<0.48	<0.30	<0.34	<0.64	<0.42	<0.32	<0.0081	<36.4	<2.7	<51.9	<26.8	<29.4	<0.31	<72.2	<3.2
	11/4/25	<0.34	<0.48	<0.30	<0.34	<0.64	<0.42	<0.32	<0.0077	<36.4	<2.7	<51.9	<26.8	<29.4	<0.31	<72.2	<3.2
SW-3	8/3/22	<0.270	<0.250	<0.200	<0.230	<2.40	<0.810	<0.250	<0.00500	<8.60	<0.780	<7.00	<6.90	<6.90	<0.700	<50.0	<0.720
	4/25/23	<0.34	<0.48	<0.30	<0.34	<0.64	<0.42	<0.32	<0.0073	<36.4	<2.7	<51.9	<26.8	<29.4	<0.31	<72.2	<3.2
	10/16/24	<0.34	<0.48	<0.30	<0.34	<0.64	<0.42	<0.32	<0.0083	<36.4	<2.7	<51.9	<26.8	<29.4	<0.31	<72.2	<3.2
	5/19/25	<0.34	<0.48	<0.30	<0.34	<0.64	<0.42	<0.32	<0.0078	<36.4	<2.7	<51.9	<26.8	<29.4	<0.31	<72.2	<3.2
	11/4/25	<0.34	0.54 J	<0.30	<0.34	<0.64	<0.42	<0.32	<0.0074	<36.4	<2.7	<51.9	<26.8	<29.4	<0.31	<72.2	<3.2

TABLE 1
GROUNDWATER COC COCENTRATION DATA
NOVEMBER 4, 2025 SAMPLING EVENT
UST - UNKNOWN 14324
SENECA, SOUTH CAROLINA
MECI PROJECT# 25-8615
UST PERMIT# 14324

Well ID#	Sample Date	Benzene (µg/l)	Toluene (µg/l)	Ethylbenzene (µg/l)	Total Xylenes (µg/l)	Naphthalene (µg/l)	MTBE (µg/l)	1,2 DCA (µg/l)	EDB (µg/l)	TAA (µg/l)	TAME (µg/l)	ETBA (µg/l)	TBA (µg/l)	TBF (µg/l)	DIPE (µg/l)	Ethanol (µg/l)	ETBE (µg/l)
		RBSL 5	***RBSL 1000***	***RBSL 700***	***RBSL 10000***	***RBSL 25***	***RBSL 40***	***RBSL 5***	***RBSL 0.05***	***RBSL 240***	***RBSL 128***	***RBSL NE***	***RBSL 1400***	***RBSL NE***	***RBSL 150***	***RBSL 10000***	***RBSL 47***
SW-4	8/3/22	<0.270	<0.250	<0.200	<0.230	<2.40	<0.810	<0.250	**0.0503**	<8.60	<0.780	<7.00	<6.90	<6.90	<0.700	<50.0	<0.720
	4/25/23	<0.34	<0.48	<0.30	<0.34	<0.64	<0.42	<0.32	<0.0074	<36.4	<2.7	<51.9	<26.8	<29.4	<0.31	<72.2	<3.2
	10/16/24	<0.34	<0.48	<0.30	<0.34	<0.64	1.2	<0.32	<0.0082	<36.4	<2.7	<51.9	<26.8	<29.4	<0.31	<72.2	<3.2
	5/19/25	<0.34	<0.48	<0.30	<0.34	<0.64	<0.42	<0.32	<0.0076	<36.4	<2.7	<51.9	<26.8	<29.4	<0.31	<72.2	<3.2
	11/4/25	<0.34	0.56 J	<0.30	<0.34	<0.64	<0.42	<0.32	<0.0076	<36.4	<2.7	<51.9	<26.8	<29.4	<0.31	<72.2	<3.2
DUP (EP-16)	3/12/15	**5150**	**10800**	**1300**	**17400**	**1960**	<500	<500	**876**	<10,000	<1,000	<10,000	<10,000	<5,000	<500	<20,000	<1,000
DUP-1 (MW-13)	5/30/18	**3010**	**3370**	570	3960	**528**	<100	<100	**58.1**	<2,000	<200	<2,000	<2,000	<1,000	<100	<4,000	<200
DUP-1 (MW-13)	4/7/20	**1250**	**3060**	297	1890	**147**	<100	<100	**15.7**	<2,000	<200	<2,000	<2,000	<1,000	<100	<4,000	<200
DUP-2 (MW-2)	4/7/20	**12800**	**30800**	**2160**	**11200**	**595J**	<1,000	<1,000	**102**	<20,000	<2,000	<20,000	<20,000	<10,000	<1,000	<40,000	<2,000
DUP-1 (MW-12)	8/3/22	**3180**	**12000**	**1070**	5800	**436 J**	<81.0	**55.7 J**	**19.2**	<860	<78.0	<700	<690	<690	72.2 J	<5000	<72.0
DUP-2 (RW-2)	8/3/22	<2.70	102	288	1520	**110**	<8.10	<2.50	0.0298	<86.0	<7.80	<70.0	<69.0	<69.0	<7.00	<500	<7.20
DUP-1 (EP-20)	4/25/23	**11100**	**24400**	**1150**	**17000**	**1210**	<620	<412	**381**	<13100	<608	<10800	<18200	<4820	<698	<28800	<1690
DUP-2 (EP-12)	4/25/23	**4400**	**15400**	**1310**	**11800**	**1070**	<388	<258	**76.3**	<8200	<380	<6740	<11400	<3010	<436	<18000	<1060
DUP-3 (RW-1)	4/25/23	**11400**	**35900**	**2790**	**18900**	**954 J**	<620	<412	**206**	<13100	<608	<10800	<18200	<4820	<698	<28800	<1690
DUP-1 (EP-12)	10/16/24	**11300**	**22300**	**1370**	**13900**	**1260**	<620	<412	**178**	<13100	<608	<10800	<18200	<4820	<698	<28800	<1690
DUP-2 (RW-3)	10/16/24	**293**	**1580**	**2360**	9980	**700**	<124	<82.4	**0.31**	<2620	<122	<2160	<3640	<964	<140	<5760	<338
DUP-3 (EP-16)	10/16/24	**7470**	**13300**	**1050**	**11600**	**1250**	<388	<258	<0.0078	<8200	<380	<6740	<11400	<3010	<436	<18000	<1060
DUP-1 (MW-20)	5/19/25	**1570**	434	663	2880	**231**	<38.8	<25.8	**4.0**	<820	<38.0	<674	<1140	<301	<43.6	<1800	<106
DUP-2 (MW-13)	5/19/25	**4770**	**10600**	**1110**	5960	**335 J**	<310	<206	**27.0**	<6560	<304	<5390	<9100	<2410	<349	<14400	<846
DUP-3 (MW-22)	5/19/25	**3260**	**6800**	578	3140	**160 J**	<155	<103	**34.2**	<3280	<152	<2700	<4550	<1200	<174	<7200	<423
DUP-1 (DW-4)	11/4/25	**1530**	<20.1	<18.4	348	**66.4**	<31.0	**31.2 J**	**0.91**	<656	<30.4	<539	<910	<241	<34.9	<1440	<84.6
DUP-2 (MW-20)	11/4/25	**1790**	447	**804**	3310	**338**	<38.8	<25.8	**4.7**	<820	<38.0	<674	<1140	<301	<43.6	<1800	<106
DUP-3 (MW-12)	11/4/25	**1460**	**4520**	286	3090	**263**	<124	<82.4	**38.9**	<2620	<122	<2160	<3640	<964	<140	<5760	<338
Field Blank	3/12/15	<5.0	<5.0	<5.0	<5.0	<5.0	<5.0	<5.0	**0.28**	<100	<10	<100	<100	<100	<10	<1,000	<100
	5/30/18	<5.0	<5.0	<5.0	<5.0	<5.0	<5.0	<5.0	0.022	<100	<10	<100	<100	<100	<5	<1,000	<100
	4/7/20	<5.0	<5.0	<5.0	<5.0	<5.0	<5.0	<5.0	<0.020	<100	<10	<100	<100	<100	<5	<200	<100
	8/3/22	<0.270	<0.250	<0.200	<0.230	<2.40	<0.810	<0.250	0.00591 J	<8.60	<0.780	<7.00	<6.90	<6.90	<0.700	<50.0	<0.720
	4/24/23	<1.7	<2.0	<1.8	<5.0	<2.1	<3.1	<2.1	0.030	<65.6	<3.0	<53.9	<91.0	<24.1	<3.5	<144	<8.5
	4/25/23	<1.7	<2.0	<1.8	<5.0	<2.1	<3.1	<2.1	<0.0074	<65.6	<3.0	<53.9	<91.0	<24.1	<3.5	<144	<8.5
	10/16/24	<1.7	<2.0	<1.8	<5.0	<2.1	<3.1	<2.1	<0.0073	<65.6	<3.0	<53.9	<91.0	<24.1	<3.5	<144	<8.5
	5/19/25	<1.7	<2.0	<1.8	<5.0	<2.1	<3.1	<2.1	<0.0077	<65.6	<3.0	<53.9	<91.0	<24.1	<3.5	<144	<8.5
	11/4/25	<1.7	<2.0	<1.8	<5.0	<2.1	<3.1	<2.1	<0.0074	<65.6	<3.0	<53.9	<91.0	<24.1	<3.5	<144	<8.5
Trip Blank	3/12/15	<5.0	<5.0	<5.0	<5.0	<5.0	<5.0	<5.0	NT	<100	<10	<100	<100	<100	<10	<1,000	<100
	5/30/18	<5.0	<5.0	<5.0	<5.0	<5.0	<5.0	<5.0	NT	<100	<10	<100	<100	<100	<5	<1,000	<100
	4/7/20	<5.0	<5.0	<5.0	<5.0	<5.0	<5.0	<5.0	NT	<100	<10	<100	<100	<100	<10	<200	<100
	4/7/20	<5.0	<5.0	<5.0	<5.0	<5.0	<5.0	<5.0	NT	<100	<10	<100	<100	<100	<5	<200	<100
	8/3/22	<0.270	<0.250	<0.200	<0.230	<2.40	<0.810	<0.250	NT	<8.60	<0.780	<7.00	<6.90	<6.90	<0.700	<50.0	<0.720
	8/3/22	<0.270	<0.250	<0.200	<0.230	<2.40	<0.810	<0.250	NT	<8.60	<0.780	<7.00	<6.90	<6.90	<0.700	<50.0	<0.720
	4/25/23	<1.7	<2.0	<1.8	<5.0	<2.1	<3.1	<2.1	NT	<65.6	<3.0	<53.9	<91.0	<24.1	<3.5	<144	<8.5
	4/25/23	<1.7	<2.0	<1.8	<5.0	<2.1	<3.1	<2.1	NT	<65.6	<3.0	<53.9	<91.0	<24.1	<3.5	<144	<8.5
	10/16/24	<1.7	<2.0	<1.8	<5.0	<2.1	<3.1	<2.1	NT	<65.6	<3.0	<53.9	<91.0	<24.1	<3.5	<144	<8.5
	10/16/24	<1.7	<2.0	<1.8	<5.0	<2.1	<3.1	<2.1	NT	<65.6	<3.0	<53.9	<91.0	<24.1	<3.5	<144	<8.5
	5/19/25	<1.7	<2.0	<1.8	<5.0	<2.1	<3.1	<2.1	NT	<65.6	<3.0	<53.9	<91.0	<24.1	<3.5	<144	<8.5
	5/19/25	<1.7	<2.0	<1.8	<5.0	<2.1	<3.1	<2.1	NT	<65.6	<3.0	<53.9	<91.0	<24.1	<3.5	<144	<8.5
	11/4/25	<1.7	<2.0	<1.8	<5.0	<2.1	<3.1	<2.1	NT	<65.6	<3.0	<53.9	<91.0	<24.1	<3.5	<144	<8.5
	11/4/25	<1.7	<2.0	<1.8	<5.0	<2.1	<3.1	<2.1	NT	<65.6	<3.0	<53.9	<91.0	<24.1	<3.5	<144	<8.5

Notes:

1. BDL = Below Practical Quantitative Limits
2. ug/l = micrograms per liter
3. mg/l = milligrams per liter
4. MTBE = Methyl-Tertiary-Butyl Ether
5. See Appendix for Laboratory Detection Limits
6. NL = Not Located
7. DRY = Well was Dry at the time of Sampling
8. NT = Not Tested.
9. EDB = Ethylene Dibromide
10. 1,2 DCA = 1,2-Dichloroethane
11. FPP = Free Phase Petroleum Product Gauged
12. * = Sample collected beneath Product
13. "J" Values used in Total BTEX Calculations
14. "J" values report concentrations above the method detection limits (MDL) and below actual reporting limit (RL).
15. B = Detected in Method Blank
16. S = MS/MSD Failure
17. P = The RPD between the two columns exceeds 40%.
18. DIPE = Diisopropyl Ether
19. ETBE = Ethyl ter-butyl Ether
20. TAA = tert-Amyl Alcohol
21. TAME = tert-Amyl Methyl Ether
22. TBA = ter-Butyl Alcohol
23. TBF = tert-Butyl Formate
24. ETBA = 3,3-Dimethyl-1-Butanol
25. ABD. = Well Has been Abandoned
26. **Bold data above the RBSL (Risk-Based Screening Level)**

TABLE 2
POTENTIOMETRIC DATA
NOVEMBER 4, 2025 SAMPLING EVENT
UST - UNKNOWN 14324
SENECA, SOUTH CAROLINA
MECI PROJECT# 25-8615
UST PERMIT# 14324

Well Number	Sample Date	Screened Interval (ft BGS)	Depth to Product (ft)	Depth to Water (ft)	Product Thickness (ft)	Well-head Elevation	Groundwater Elevation
MW-1	8/10/2013	25-40	---	26.50	---	936.88	910.38
	11/6/2013		---	26.77	---		910.11
	3/12/2015		---	27.31	---		909.57
	6/24/2015		---	NM	---		NM
	5/30/2018		---	NL	---		NL
	4/7/2020		---	23.49	---		913.39
	8/3/2022		---	27.85	---		909.03
	4/25/2023		---	25.95	---		910.93
	10/16/2024*		29.23	29.28	0.05		907.64
	5/19/2025		---	28.90	---		907.98
	11/4/2025*		30.19	30.29	0.10		906.68
MW-2	8/10/2013	30-40	---	29.00	---	937.19	908.19
	11/6/2013		---	28.20	---		908.99
	3/12/2015		---	29.46	---		907.73
	6/24/2015		---	NM	---		NM
	5/30/2018		---	31.01	---		906.18
	4/7/2020		---	26.22	---		910.97
	8/3/2022		---	29.19	---		908.00
	4/25/2023		---	30.07	---		907.12
	10/16/2024		---	31.22	---		905.97
	5/19/2025		---	30.25	---		906.94
	11/4/2025		---	31.53	---		905.66
MW-3	8/10/2013	30-40	---	27.80	---	ABANDONED	N/A
	11/6/2013		---	27.12	---		N/A
	3/12/2015		---	28.07	---		N/A
	6/24/2015		---	NM	---		NM
	5/30/2018		---	ABANDONED	---		ABANDONED
MW-4	8/10/2013	30-40	---	28.34	---	937.64	909.30
	11/6/2013		---	NS	---		NS
	3/12/2015		---	28.81	---		908.83
	6/24/2015		---	NM	---		NM
	5/30/2018		---	NL	---		NL
	4/7/2020		---	24.96	---		912.68
	8/3/2022		---	28.57	---		909.07
	4/25/2023		---	30.11	---		907.53
	10/16/2024		---	30.32	---		907.32
	5/19/2025		---	31.18	---		906.46
	11/4/2025		---	30.99	---		906.65
MW-5	8/10/2013	60-65	---	27.26	---	936.64	909.38
	11/6/2013		---	26.78	---		909.86
	3/12/2015		---	27.89	---		908.75
	6/24/2015		---	NM	---		NM
	5/30/2018		---	29.29	---		907.35
	4/7/2020		---	24.10	---		912.54
	8/3/2022		---	28.45	---		908.19
	4/25/2023		---	26.25	---		910.39
	10/16/2024		---	29.29	---		907.35
	5/19/2025		---	28.75	---		907.89
	11/4/2025		---	29.69	---		906.95
MW-8	8/10/2013	N/A	---	37.08	---	ABANDONED	N/A
	11/6/2013		---	36.44	---		N/A
	3/12/2015		---	ABANDONED	---		ABANDONED

TABLE 2
POTENTIOMETRIC DATA
NOVEMBER 4, 2025 SAMPLING EVENT
UST - UNKNOWN 14324
SENECA, SOUTH CAROLINA
MECI PROJECT# 25-8615
UST PERMIT# 14324

Well Number	Sample Date	Screened Interval (ft BGS)	Depth to Product (ft)	Depth to Water (ft)	Product Thickness (ft)	Well-head Elevation	Groundwater Elevation
MW-12	8/10/2013	60-65	---	32.22	---	937.69	905.47
	11/6/2013		---	31.10	---		906.59
	3/12/2015		---	32.55	---		905.14
	6/24/2015		---	NM	---		NM
	5/30/2018		---	34.75	---		902.94
	4/7/2020		---	29.03	---		908.66
	8/3/2022		---	32.15	---		905.54
	4/25/2023		---	31.05	---		906.64
	10/16/2024		---	33.32	---		904.37
	5/19/2025		---	33.07	---		904.62
	11/4/2025		---	35.23	---		902.46
MW-13	8/10/2013	36-46	---	32.03	---	937.99	905.96
	11/6/2013		---	31.45	---		906.54
	3/12/2015		---	34.15	---		903.84
	6/24/2015		---	NM	---		NM
	5/30/2018		---	34.41	---		903.58
	4/7/2020		---	29.55	---		908.44
	8/3/2022		---	32.51	---		905.48
	4/25/2023		---	36.11	---		901.88
	10/16/2024		---	34.21	---		903.78
	5/19/2025		---	36.04	---		901.95
	11/4/2025		---	34.75	---		903.24
MW-19	8/10/2013	35-45	---	33.20	---	ABANDONED	N/A
	11/6/2013		---	31.73	---		N/A
	3/12/2015		---	OBSTRUCTION	---		OBSTRUCTION
	6/24/2015		---	ABANDONED	---		ABANDONED
MW-19R	6/24/2015	30-40	---	34.08	---	937.63	903.55
	5/30/2018		---	34.80	---		902.83
	4/7/2020		---	29.78	---		907.85
	8/3/2022		---	32.73	---		904.90
	4/24/2023		---	31.50	---		906.13
	10/16/2024		---	35.50	---		902.13
	5/19/2025		---	31.02	---		906.61
	11/4/2025		---	35.86	---		901.77
MW-20	6/24/2015	30-40	---	33.92	---	936.87	902.95
	5/30/2018		---	32.30	---		904.57
	4/7/2020		---	27.30	---		909.57
	8/3/2022		---	30.20	---		906.67
	4/25/2023		---	31.07	---		905.80
	10/16/2024		---	33.32	---		903.55
	5/19/2025		---	31.71	---		905.16
	11/4/2025		---	32.90	---		903.97
MW-21	6/24/2015	30-40	---	30.96	---	NL	N/A
	5/30/2018		---	NL	---		NL
MW-21R	4/7/2020	22-32	---	28.52	---	934.95	906.43
	8/3/2022		---	28.21	---		906.74
	4/25/2023		---	26.32	---		908.63
	10/16/2024		---	30.00	---		904.95
	5/19/2025		---	25.86	---		909.09
	11/4/2025		---	30.31	---		-30.31
MW-22	6/24/2015	30-40	---	33.10	---	937.61	904.51
	5/30/2018		---	31.43	---		906.18
	4/7/2020		---	26.22	---		911.39
	8/3/2022		---	29.82	---		907.79
	4/25/2023		---	30.19	---		907.42
	10/16/2024		---	32.22	---		905.39
	5/19/2025		---	30.79	---		906.82
	11/4/2025		---	31.96	---		905.65

TABLE 2
POTENTIOMETRIC DATA
NOVEMBER 4, 2025 SAMPLING EVENT
UST - UNKNOWN 14324
SENECA, SOUTH CAROLINA
MECI PROJECT# 25-8615
UST PERMIT# 14324

Well Number	Sample Date	Screened Interval (ft BGS)	Depth to Product (ft)	Depth to Water (ft)	Product Thickness (ft)	Well-head Elevation	Groundwater Elevation
MW-23	6/24/2015	30-40	---	35.71	---	943.11	907.40
	5/30/2018		---	DRY	---		DRY
	4/7/2020		---	36.39	---		906.72
	8/3/2022		---	39.05	---		904.06
	4/24/2023		---	37.75	---		905.36
	10/16/2024		---	DRY	---		DRY
	5/19/2025		---	DRY	---		DRY
	11/4/2025		---	DRY	---		DRY
MW-24	6/24/2015	30-40	---	33.30	---	938.76	905.46
	5/30/2018		---	31.90	---		906.86
	4/7/2020		---	26.62	---		912.14
	8/3/2022		---	29.97	---		908.79
	4/25/2023		---	30.60	---		908.16
	10/16/2024		---	34.42	---		904.34
	5/19/2025		---	31.20	---		907.56
	11/4/2025		---	32.32	---		906.44
MW-25	6/24/2015	30-40	---	31.57	---	938.88	907.31
	5/30/2018		---	26.48	---		912.40
	4/7/2020		---	21.32	---		917.56
	8/3/2022		---	25.13	---		913.75
	4/25/2023		---	30.43	---		908.45
	10/16/2024		---	26.63	---		912.25
	5/19/2025		---	30.12	---		908.76
	11/4/2025		---	27.57	---		911.31
MW-26	6/24/2015	30-40	---	32.86	---	937.04	904.18
	5/30/2018*		29.42	29.52	0.10		907.61
	4/7/2020		---	24.16	---		912.88
	8/3/2022*		27.40	27.75	0.35		909.59
	4/25/2023*		25.95	29.96	4.01		910.49
	10/16/2024		---	30.16	---		906.88
	5/19/2025		---	30.35	---		906.69
	11/4/2025*		30.18	30.28	0.10		906.85
MW-27	4/7/2020	30-40	---	29.66	---	938.17	908.51
	8/3/2022		---	32.66	---		905.51
	4/24/2023		---	30.18	---		907.99
	10/16/2024		---	34.55	---		903.62
	5/19/2025		---	33.84	---		904.33
	11/4/2025		---	35.75	---		902.42
MW-28	4/7/2020	32-42	---	33.43	---	940.86	907.43
	8/3/2022		---	36.51	---		904.35
	4/24/2023		---	34.89	---		905.97
	10/16/2024		---	34.85	---		906.01
	5/19/2025		---	37.64	---		903.22
	11/4/2025		---	38.43	---		902.43
MW-29	4/7/2020	35-45	---	36.14	---	943.12	906.98
	8/3/2022		---	38.83	---		904.29
	4/24/2023		---	37.54	---		905.58
	10/16/2024		---	40.29	---		902.83
	5/19/2025		---	39.97	---		903.15
	11/4/2025		---	40.90	---		902.22
MW-30	8/3/2022	39-49	---	DRY	---	ABANDONED	ABANDONED
	4/25/2023		---	ABANDONED	---		ABANDONED
MW-31	8/3/2022	30-40	---	39.42	---	935.75	896.33
	4/24/2023		---	37.84	---		897.91
	10/16/2024		---	DRY	---		DRY
	5/19/2025		---	39.45	---		896.30
	11/4/2025		---	DRY	---		DRY
MW-32	8/3/2022	30-40	---	34.55	---	937.28	902.73
	4/24/2023		---	34.14	---		903.14
	10/16/2024		---	36.30	---		900.98
	5/19/2025		---	36.11	---		901.17
	11/4/2025		---	37.08	---		900.20
DW-1	6/24/2015	60-65	---	32.67	---	937.18	904.51
	5/30/2018		---	34.19	---		902.99
	4/7/2020		---	29.29	---		907.89
	8/3/2022		---	32.28	---		904.90
	4/24/2023		---	30.08	---		907.10
	10/16/2024		---	35.83	---		901.35
	5/19/2025		---	33.31	---		903.87
	11/4/2025		---	34.35	---		902.83

TABLE 2
POTENTIOMETRIC DATA
NOVEMBER 4, 2025 SAMPLING EVENT
UST - UNKNOWN 14324
SENECA, SOUTH CAROLINA
MECI PROJECT# 25-8615
UST PERMIT# 14324

Well Number	Sample Date	Screened Interval (ft BGS)	Depth to Product (ft)	Depth to Water (ft)	Product Thickness (ft)	Well-head Elevation	Groundwater Elevation
DW-2	4/7/2020	60-65	---	35.85	---	942.93	907.08
	8/3/2022		---	38.63	---		904.30
	4/24/2023		---	37.80	---		905.13
	10/16/2024		---	39.99	---		902.94
	5/19/2025		---	40.72	---		902.21
	11/4/2025		---	40.62	---		902.31
DW-3	4/7/2020	60-65	---	36.15	---	942.98	906.83
	8/3/2022		---	38.99	---		903.99
	4/24/2023		---	37.50	---		905.48
	10/16/2024		---	40.26	---		902.72
	5/19/2025		---	40.03	---		902.95
	11/4/2025		---	40.89	---		902.09
DW-4	8/3/2022	58-63	---	40.42	---	935.93	895.51
	4/24/2023		---	39.35	---		896.58
	10/16/2024		---	40.59	---		895.34
	5/19/2025		---	40.48	---		895.45
	11/4/2025		---	41.20	---		894.73
DW-5	8/3/2022	59-64	---	40.38	---	943.99	903.61
	4/25/2023		---	39.13	---		904.86
	10/16/2024		---	42.74	---		901.25
	5/19/2025		---	41.50	---		902.49
	11/4/2025		---	41.97	---		902.02
DW-6	8/3/2022	60-65	---	34.58	---	937.49	902.91
	4/24/2023		---	33.18	---		904.31
	10/16/2024		---	35.68	---		901.81
	5/19/2025		---	35.34	---		902.15
	11/4/2025		---	36.32	---		901.17
DDW-1	8/3/2022	80-120	---	57.70	---	962.25	904.55
	4/25/2023		---	60.10	---		902.15
	10/16/2024		---	63.42	---		898.83
	5/19/2025		---	60.99	---		901.26
	11/4/2025		---	63.00	---		899.25
DDW-2	8/3/2022	85-90	---	58.46	---	935.41	876.95
	4/25/2023		---	37.57	---		897.84
	10/16/2024		---	38.88	---		896.53
	5/19/2025		---	39.02	---		896.39
	11/4/2025		---	39.40	---		896.01
DDW-3	8/3/2022	85-90	---	40.02	---	943.86	903.84
	4/25/2023		---	39.10	---		904.76
	10/16/2024		---	41.36	---		902.50
	5/19/2025		---	41.03	---		902.83
	11/4/2025		---	42.40	---		901.46
DDW-4	8/3/2022	80-85	---	34.23	---	937.35	903.12
	4/25/2023		---	32.83	---		904.52
	10/16/2024		---	35.27	---		902.08
	5/19/2025		---	36.13	---		901.22
	11/4/2025		---	35.95	---		901.40
RW-1	6/24/2015	20-40	---	31.94	---	937.24	905.30
	5/30/2018		---	NL	---		NL
	4/7/2020		---	24.28	---		912.96
	8/3/2022*		27.93	27.95	0.02		909.31
	4/25/2023		---	27.11	---		910.13
	10/16/2024*		29.88	29.90	0.02		907.36
	5/19/2025		---	29.21	---		908.03
	11/4/2025*		30.42	30.58	0.16		906.80
RW-2	6/24/2015	20-40	---	32.06	---	937.36	905.30
	5/30/2018		---	29.45	---		907.91
	4/7/2020		---	24.21	---		913.15
	8/3/2022		---	28.37	---		908.99
	4/25/2023		---	26.26	---		911.10
	10/16/2024		---	29.28	---		908.08
	5/19/2025		---	29.40	---		907.96
	11/4/2025*		30.65	30.68	0.03		906.71
RW-3	6/24/2015	20-40	---	31.86	---	937.48	905.62
	5/30/2018		---	29.39	---		908.09
	4/7/2020		---	24.20	---		913.28
	8/3/2022*		28.51	28.52	0.01		908.97
	4/25/2023		---	26.87	---		910.61
	10/16/2024*		29.93	29.94	0.01		907.55
	5/19/2025		---	29.75	---		907.73
	11/4/2025*		30.64	30.70	0.06		906.83

TABLE 2
POTENTIOMETRIC DATA
NOVEMBER 4, 2025 SAMPLING EVENT
UST - UNKNOWN 14324
SENECA, SOUTH CAROLINA
MECI PROJECT# 25-8615
UST PERMIT# 14324

Well Number	Sample Date	Screened Interval (ft BGS)	Depth to Product (ft)	Depth to Water (ft)	Product Thickness (ft)	Well-head Elevation	Groundwater Elevation
RW-4	6/24/2015	20-40	---	31.62	---	937.88	906.26
	5/30/2018		---	30.60	---		907.28
	4/7/2020		---	25.10	---		912.78
	8/3/2022*		28.30	28.31	0.01		909.58
	4/25/2023		---	27.29	---		910.59
	10/16/2024*		30.44	30.46	0.02		907.44
	5/19/2025		---	30.03	---		907.85
	11/4/2025*		31.09	31.18	0.09		906.78
RW-5	6/24/2015	20-40	---	31.43	---	938.26	906.83
	5/30/2018		---	30.90	---		907.36
	4/7/2020		---	25.58	---		912.68
	8/3/2022*		28.99	29.00	0.01		909.27
	4/25/2023		---	27.69	---		910.57
	10/16/2024*		32.75	32.76	0.01		905.51
	5/19/2025*		30.33	30.35	0.02		907.93
	11/4/2025*		31.47	31.61	0.14		906.77
EP-4	8/10/2013	20-35	---	NM	---	936.91	NM
	11/6/2013		---	NM	---		NM
	3/12/2015		---	27.70	---		909.21
	6/24/2015		---	NM	---		NM
	5/30/2018*		29.13	29.24	0.11		907.76
	4/7/2020		---	23.85	---		913.06
	8/3/2022		---	27.83	---		909.08
	4/25/2023		---	26.15	---		910.76
	10/16/2024*		29.54	29.57	0.03		907.37
	5/19/2025		---	28.72	---		908.19
	11/4/2025*		30.15	30.32	0.17		906.73
EP-12	8/10/2013	20-35	---	NM	---	937.40	NM
	11/6/2013		---	NM	---		NM
	3/12/2015		---	29.73	---		907.67
	6/24/2015		---	NM	---		NM
	5/30/2018		---	NL	---		NL
	4/7/2020		---	24.91	---		912.49
	8/3/2022		---	29.38	---		908.02
	4/25/2023		---	27.11	---		910.29
	10/16/2024		---	30.33	---		907.07
	5/19/2025		---	21.20	---		916.20
	11/4/2025*		30.92	31.02	0.10		906.47
EP-16	8/10/2013	TD: 34.35	---	NM	---	937.88	NM
	11/6/2013		---	NM	---		NM
	3/12/2015		---	28.99	---		908.89
	6/24/2015		---	NM	---		NM
	5/30/2018		---	30.53	---		907.35
	4/7/2020		---	24.96	---		912.92
	8/3/2022*		28.49	28.50	0.01		909.39
	4/25/2023*		27.54	27.56	0.02		910.34
	10/16/2024		---	30.48	---		907.40
	5/19/2025		---	30.16	---		907.72
	11/4/2025		---	31.05	---		906.83
EP-20	8/10/2013	13-35	---	NM	---	938.07	NM
	11/6/2013		---	NM	---		NM
	3/12/2015		---	29.58	---		908.49
	6/24/2015		---	NM	---		NM
	5/30/2018		---	31.02	---		907.05
	4/7/2020		---	25.66	---		912.41
	8/3/2022		---	29.13	---		908.94
	4/25/2023		---	27.81	---		910.26
	10/16/2024		---	32.32	---		905.75
	5/19/2025		---	30.14	---		907.93
	11/4/2025		---	31.62	---		906.45

Notes:

1. Groundwater depths were measured from the top of the PVC riser pipe.
2. Site datum based on assumed spot elevation.
3. NM = Not Measured
4. TD = Total Depth
5. DESTROYED = Well has been destroyed
6. ABANDONED = Well has been Abandoned
7. OBSTRUCTION = Well Obstructed
8. DRY = Well Gauged DRY
9. * = Groundwater Elevation corrected for the presence of free product using specific gravity of 0.85.

FIGURES

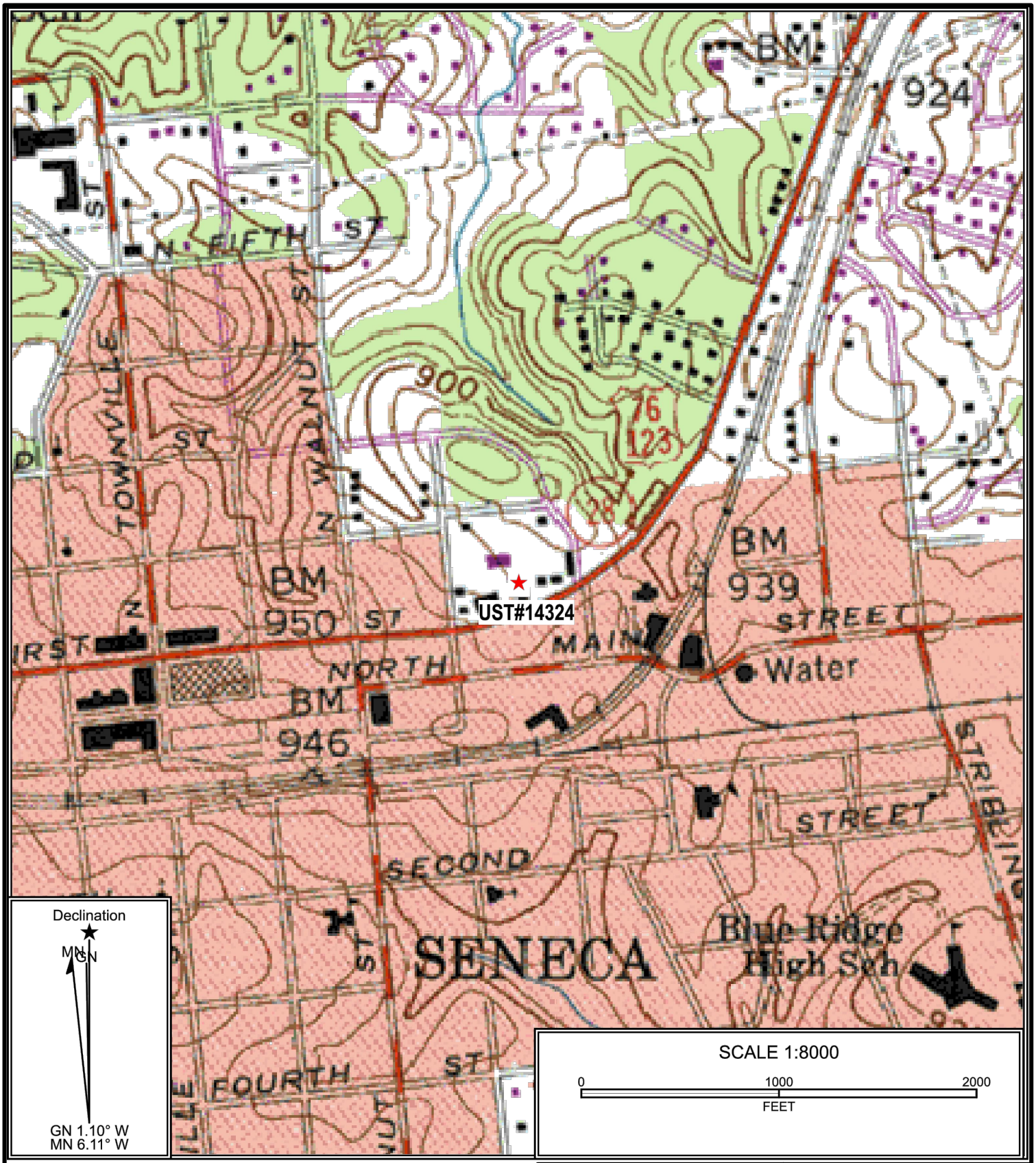

Reference: Seneca, South Carolina
USGS 7.5 Min. Quad
Countour Interval – 20 Feet

Midlands Environmental Consultants, Inc.

Site Location

UST-Unknown #14324
519 East North 1st Street, Seneca, SC
UST Permit# 14324

Figure 1

MECI# 25-8615

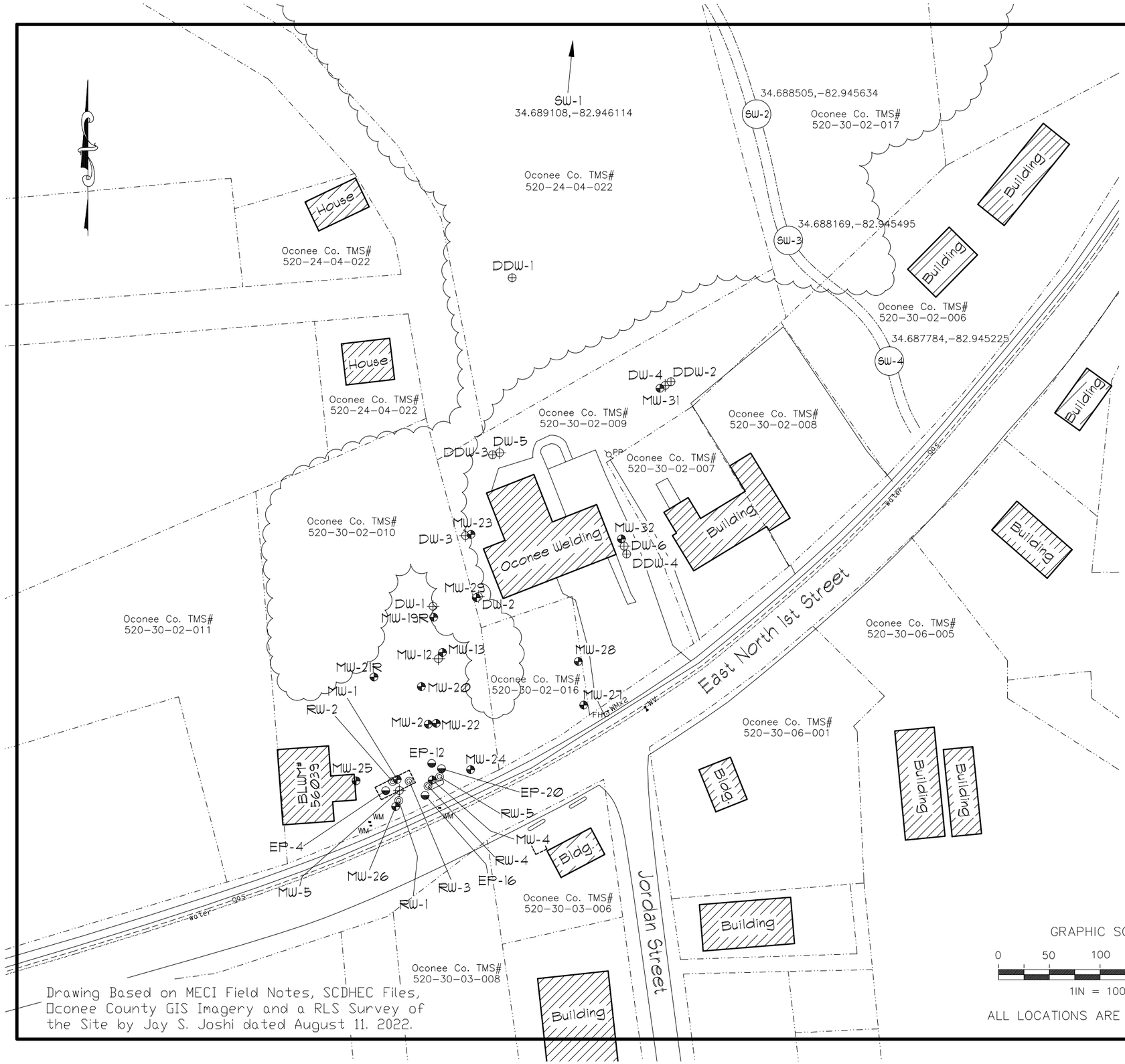

Explanation:

- Location of "Shallow" Monitoring Well
- Location of Telescoping "Intermediate" Monitoring Well
- Location of Telescoping "Deep" Monitoring Well
- Location of 2-inch Extraction Point
- Location of 4-inch Recovery Well
- (SW) Location of Surface Water Sample Collection
- Estimated Location of Removed Underground Storage Tanks
- Property Line
- Buried Gas Line
- Buried Water Line

GRAPHIC SCALE

0 50 100 150 200

1IN = 100FT

ALL LOCATIONS ARE APPROXIMATE

Drawing Based on MECI Field Notes, SCDHEC Files, Oconee County GIS Imagery and a RLS Survey of the Site by Jay S. Joshi dated August 11. 2022.

Site Base Map

UST-Unknown 14324
519 East North 1st Street
Seneca, South Carolina
UST Permit# 14324

Midlands Environmental Consultants, Inc.

JOB NO. 25-8615

DATE November 13, 2025

FIGURE 2

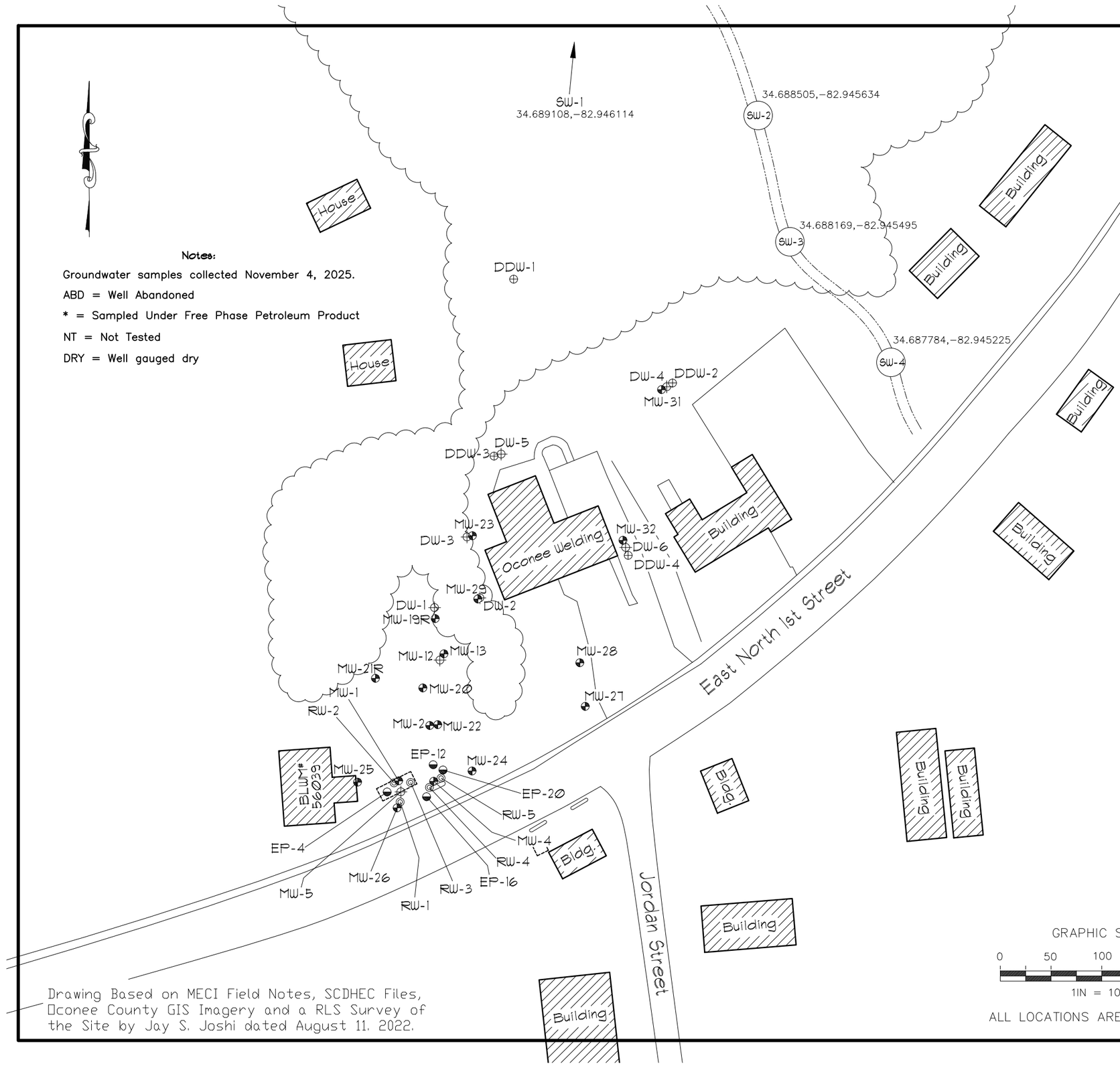

Notes:

Groundwater samples collected November 4, 2025.

ABD = Well Abandoned

* = Sampled Under Free Phase Petroleum Product

NT = Not Tested

DRY = Well gauged dry

Drawing Based on MECI Field Notes, SCDHEC Files, Oconee County GIS Imagery and a RLS Survey of the Site by Jay S. Joshi dated August 11. 2022.

GRAPHIC SCALE

0 50 100 150 200

1IN = 100FT

ALL LOCATIONS ARE APPROXIMATE

GROUNDWATER COC CONCENTRATION DATA

Well ID#	Benzene (µg/l)	Toluene (µg/l)	Ethylbenzene (µg/l)	Total Xylenes (µg/l)	Naphthalene (µg/l)	MTBE (µg/l)	1,2 DCA (µg/l)	EDB (µg/l)
	RBSL 5	*RBSL 1,000*	*RBSL 700*	*RBSL 10,000*	*RBSL 25*	*RBSL 40*	*RBSL 5*	*RBSL 0.05*
MW-1*	<174	<201	**1430**	8810	**1830**	<310	<206	<0.0081
MW-2	**7460**	**19600**	**1550**	9000	**554 J**	<388	<258	**250**
MW-3	ABD	ABD	ABD	ABD	ABD	ABD	ABD	ABD
MW-4	**23500**	**27200**	**1610**	**12000**	**1140**	<620	<412	**211**
MW-5	**8.4**	<2.0	3.0 J	6.0	<2.1	<3.1	<2.1	<0.0073
MW-8	ABD	ABD	ABD	ABD	ABD	ABD	ABD	ABD
MW-12	**1600**	**5120**	296	3410	**268**	<155	<103	**29.0**
MW-13	**4270**	**9930**	**1040**	5850	**355**	<155	<103	**154**
MW-19R	**6.8**	<2.0	<1.8	75.8	17.7	<3.1	<2.1	**0.19**
MW-20	**1960**	481	**860**	3620	**394**	<38.8	<25.8	**4.3**
MW-21R	<1.7	<2.0	<1.8	<5.0	<2.1	<3.1	<2.1	<0.0080
MW-22	**13200**	**27100**	**1980**	**10100**	**881 J**	<620	<412	**324**
MW-23	DRY	DRY	DRY	DRY	DRY	DRY	DRY	DRY
MW-24	**591**	**1010**	108	1020	**56.0**	<31.0	**29.9 J**	**68.3**
MW-25	<1.7	3.9 J	5.6	86.1	<2.1	<3.1	<2.1	<0.0075
MW-26*	**20900**	**39600**	**3460**	**19100**	**1940**	<775	<515	**1850**
MW-27	<1.7	<2.0	<1.8	<5.0	<2.1	<3.1	<2.1	<0.0076
MW-28	<1.7	<2.0	<1.8	<5.0	<2.1	<3.1	<2.1	<0.0075
MW-29	**2450**	**2860**	**854**	4470	**408**	<77.5	<51.5	**35.5**
MW-30	ABD	ABD	ABD	ABD	ABD	ABD	ABD	ABD
MW-31	DRY	DRY	DRY	DRY	DRY	DRY	DRY	DRY
MW-32	<1.7	<2.0	<1.8	<5.0	<2.1	<3.1	<2.1	**0.22**
DW-1	**1160**	50.4	<18.4	466	23.0 J	<31.0	<20.6	**16.7**
DW-2	**7040**	**7200**	613	4820	**225 J**	<155	<103	**173**
DW-3	**155**	<2.0	<1.8	39.7	4.7 J	<3.1	**5.1**	**0.37**
DW-4	**1820**	<20.1	<18.4	414	**85.0**	<31.0	**30.2 J**	**0.73**
DW-5	<1.7	<2.0	<1.8	<5.0	<2.1	<3.1	<2.1	<0.0075
DW-6	<1.7	<2.0	<1.8	<5.0	<2.1	<3.1	**14.5**	<0.0074
DDW-1 (83.5')	<1.7	<2.0	<1.8	<5.0	<2.1	<3.1	<2.1	<0.0075
DDW-1 (92.5')	<1.7	<2.0	<1.8	<5.0	<2.1	<3.1	<2.1	<0.0074
DDW-1 (102.5')	<1.7	<2.0	<1.8	<5.0	<2.1	<3.1	<2.1	<0.0076
DDW-1 (112.5')	<1.7	<2.0	<1.8	<5.0	<2.1	<3.1	<2.1	<0.0076
DDW-1 (119.5')	<1.7	<2.0	<1.8	<5.0	<2.1	<3.1	<2.1	<0.0074
DDW-2	<1.7	<2.0	<1.8	<5.0	<2.1	<3.1	<2.1	<0.0075
DDW-3	<1.7	<2.0	<1.8	<5.0	<2.1	<3.1	<2.1	<0.0074
DDW-4	<1.7	<2.0	<1.8	<5.0	<2.1	<3.1	<2.1	0.022
RW-1*	**22600**	**39700**	**2540**	**15300**	**1080 J**	<775	<515	**1510**
RW-2*	<21.8	437	**1210**	3730	**545**	<38.8	<25.8	<0.0076
RW-3*	**344**	**1160**	**2810**	**12000**	**834**	<124	<82.4	**0.21**
RW-4*	**27300**	**31000**	**2050**	**13200**	**950 J**	<620	<412	**2620**
RW-5*	**25600**	**34800**	**2190**	**11900**	**865 J**	<775	<515	**786**
EP-4*	**592**	**7010**	**2060**	**12800**	**1510**	<310	<206	<0.0074
EP-12*	**14900**	**23600**	**1420**	**16400**	**1050**	<388	<258	**567**
EP-16	**11400**	**23200**	**1320**	**17100**	**989 J**	<620	<412	**834**
EP-20	**12900**	**27200**	**1370**	**17400**	**1140**	<620	<412	**875**
SW-1	<0.34	<0.48	<0.30	<0.34	<0.64	<0.42	<0.32	<0.0074
SW-2	<0.34	<0.48	<0.30	<0.34	<0.64	<0.42	<0.32	<0.0077
SW-3	<0.34	0.54 J	<0.30	<0.34	<0.64	<0.42	<0.32	<0.0074
SW-4	<0.34	0.56 J	<0.30	<0.34	<0.64	<0.42	<0.32	<0.0076
DUP-1 (DW-4)	**1530**	<20.1	<18.4	348	**66.4**	<31.0	**31.2 J**	**0.91**
DUP-2 (MW-20)	**1790**	447	**804**	3310	**338**	<38.8	<25.8	**4.7**
DUP-3 (MW-12)	**1460**	**4520**	286	3090	**263**	<124	<82.4	**38.9**
Field Blank	<1.7	<2.0	<1.8	<5.0	<2.1	<3.1	<2.1	<0.0074
Trip Blank	<1.7	<2.0	<1.8	<5.0	<2.1	<3.1	<2.1	NT
	<1.7	<2.0	<1.8	<5.0	<2.1	<3.1	<2.1	NT

Groundwater CoC Site Map

UST-Unknown 14324
519 East North 1st Street
Seneca, South Carolina
UST Permit# 14324

Midlands Environmental Consultants, Inc.

JOB NO. 25-8615

DATE November 13, 2025

FIGURE 3

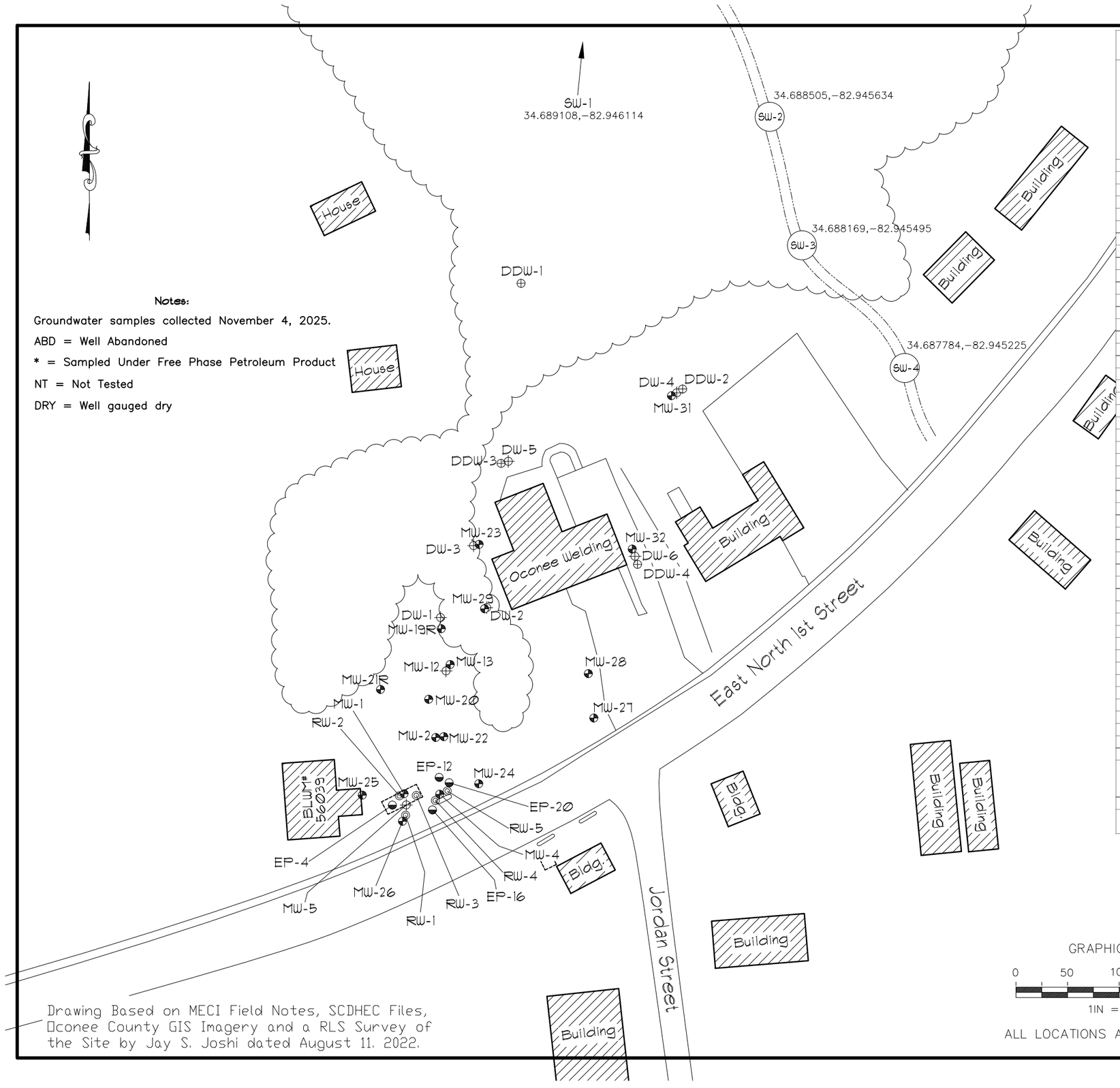

Notes:

Groundwater samples collected November 4, 2025.

ABD = Well Abandoned

* = Sampled Under Free Phase Petroleum Product

NT = Not Tested

DRY = Well gauged dry

Drawing Based on MECI Field Notes, SCDHEC Files, Oconee County GIS Imagery and a RLS Survey of the Site by Jay S. Joshi dated August 11. 2022.

GRAPHIC SCALE

0 50 100 150 200

1IN = 100FT

ALL LOCATIONS ARE APPROXIMATE

GROUNDWATER COC CONCENTRATION DATA (OXYGENATES)

Well ID#	TAA (µg/l) RBSL 240	TAME (µg/l) RBSL 128	ETBA (µg/l) RBSL NE	TBA (µg/l) RBSL 1,400	TBF (µg/l) RBSL NE	DIPE (µg/l) RBSL 150	Ethanol (µg/l) RBSL 10,000	ETBE (µg/l) RBSL 47
MW-1*	<6560	<304	<5390	<9100	<2410	<349	<14400	<846
MW-2	<8200	<380	<6740	<11400	<3010	<436	<18000	<1060
MW-3	ABD	ABD	ABD	ABD	ABD	ABD	ABD	ABD
MW-4	<13100	<608	<10800	<18200	<4820	<698	<28800	<1690
MW-5	<65.6	<3.0	<53.9	<91.0	<24.1	<3.5	<144	<8.5
MW-8	ABD	ABD	ABD	ABD	ABD	ABD	ABD	ABD
MW-12	<3280	<152	<2700	<4550	<1200	<174	<7200	<423
MW-13	<3280	<152	<2700	<4550	<1200	<174	<7200	<423
MW-19R	<65.6	<3.0	<53.9	<91.0	<24.1	<3.5	<144	<8.5
MW-20	<820	<38.0	<674	<1140	<301	<43.6	<1800	<106
MW-21R	<65.6	<3.0	<53.9	<91.0	<24.1	<3.5	<144	<8.5
MW-22	<13100	<608	<10800	<18200	<4820	<698	<28800	<1690
MW-23	DRY	DRY	DRY	DRY	DRY	DRY	DRY	DRY
MW-24	<656	<30.4	<539	<910	<241	<34.9	<1440	<84.6
MW-25	<65.6	<3.0	<53.9	<91.0	<24.1	<3.5	<144	<8.5
MW-26*	<16400	<760	<13500	<22800	<6020	<872	<36000	<2120
MW-27	<65.6	<3.0	<53.9	<91.0	<24.1	<3.5	<144	<8.5
MW-28	<65.6	<3.0	<53.9	<91.0	<24.1	<3.5	<144	<8.5
MW-29	<1640	<76.0	<1350	<2280	<602	<87.2	<3600	<212
MW-30	ABD	ABD	ABD	ABD	ABD	ABD	ABD	ABD
MW-31	DRY	DRY	DRY	DRY	DRY	DRY	DRY	DRY
MW-32	<65.6	<3.0	<53.9	<91.0	<24.1	<3.5	<144	<8.5
DW-1	<656	<30.4	<539	<910	<241	<34.9	<1440	<84.6
DW-2	<3280	<152	<2700	<4550	<1200	<174	<7200	<423
DW-3	127	<3.0	<53.9	<91.0	<24.1	6.4	<144	<8.5
DW-4	<656	<30.4	<539	<910	<241	<34.9	<1440	<84.6
DW-5	<65.6	<3.0	<53.9	<91.0	<24.1	<3.5	<144	<8.5
DW-6	75.7 J	<3.0	<53.9	<91.0	<24.1	15.6	<144	<8.5
DDW-1 (83.5')	<65.6	<3.0	<53.9	<91.0	<24.1	<3.5	<144	<8.5
DDW-1 (92.5')	<65.6	<3.0	<53.9	<91.0	<24.1	<3.5	<144	<8.5
DDW-1 (102.5')	<65.6	<3.0	<53.9	<91.0	<24.1	<3.5	<144	<8.5
DDW-1 (112.5')	<65.6	<3.0	<53.9	<91.0	<24.1	<3.5	<144	<8.5
DDW-1 (119.5')	<65.6	<3.0	<53.9	<91.0	<24.1	<3.5	<144	<8.5
DDW-2	<65.6	<3.0	<53.9	<91.0	<24.1	<3.5	<144	<8.5
DDW-3	<65.6	<3.0	<53.9	<91.0	<24.1	<3.5	<144	<8.5
DDW-4	<65.6	<3.0	<53.9	<91.0	<24.1	<3.5	<144	<8.5
RW-1*	<16400	<760	<13500	<22800	<6020	<872	<36000	<2120
RW-2*	<820	<38.0	<674	<1140	<301	<43.6	<1800	<106
RW-3*	<2620	<122	<2160	<3640	<964	<140	<5760	<338
RW-4*	<13100	<608	<10800	<18200	<4820	<698	<28800	<1690
RW-5*	<16400	<760	<13500	<22800	<6020	<872	<36000	<2120
EP-4*	<6560	<304	<5390	<9100	<2410	<349	<14400	<846
EP-12*	<8200	<380	<6740	<11400	<3010	<436	<18000	<1060
EP-16	<13100	<608	<10800	<18200	<4820	<698	<28800	<1690
EP-20	<13100	<608	<10800	<18200	<4820	<698	<28800	<1690
SW-1	<36.4	<2.7	<51.9	<26.8	<29.4	<0.31	<72.2	<3.2
SW-2	<36.4	<2.7	<51.9	<26.8	<29.4	<0.31	<72.2	<3.2
SW-3	<36.4	<2.7	<51.9	<26.8	<29.4	<0.31	<72.2	<3.2
SW-4	<36.4	<2.7	<51.9	<26.8	<29.4	<0.31	<72.2	<3.2
DUP-1 (DW-4)	<656	<30.4	<539	<910	<241	<34.9	<1440	<84.6
DUP-2 (MW-20)	<820	<38.0	<674	<1140	<301	<43.6	<1800	<106
DUP-3 (MW-12)	<2620	<122	<2160	<3640	<964	<140	<5760	<338
Field Blank	<65.6	<3.0	<53.9	<91.0	<24.1	<3.5	<144	<8.5
Trip Blank	<65.6 <65.6	<3.0 <3.0	<53.9 <53.9	<91.0 <91.0	<24.1 <24.1	<3.5 <3.5	<144 <144	<8.5 <8.5

Groundwater CoC Site Map
(Oxygenates)

UST-Unknown 14324
519 East North 1st Street
Seneca, South Carolina
UST Permit# 14324

Midlands Environmental Consultants, Inc.

JOB NO. 25-8615

DATE November 13, 2025

FIGURE 3A

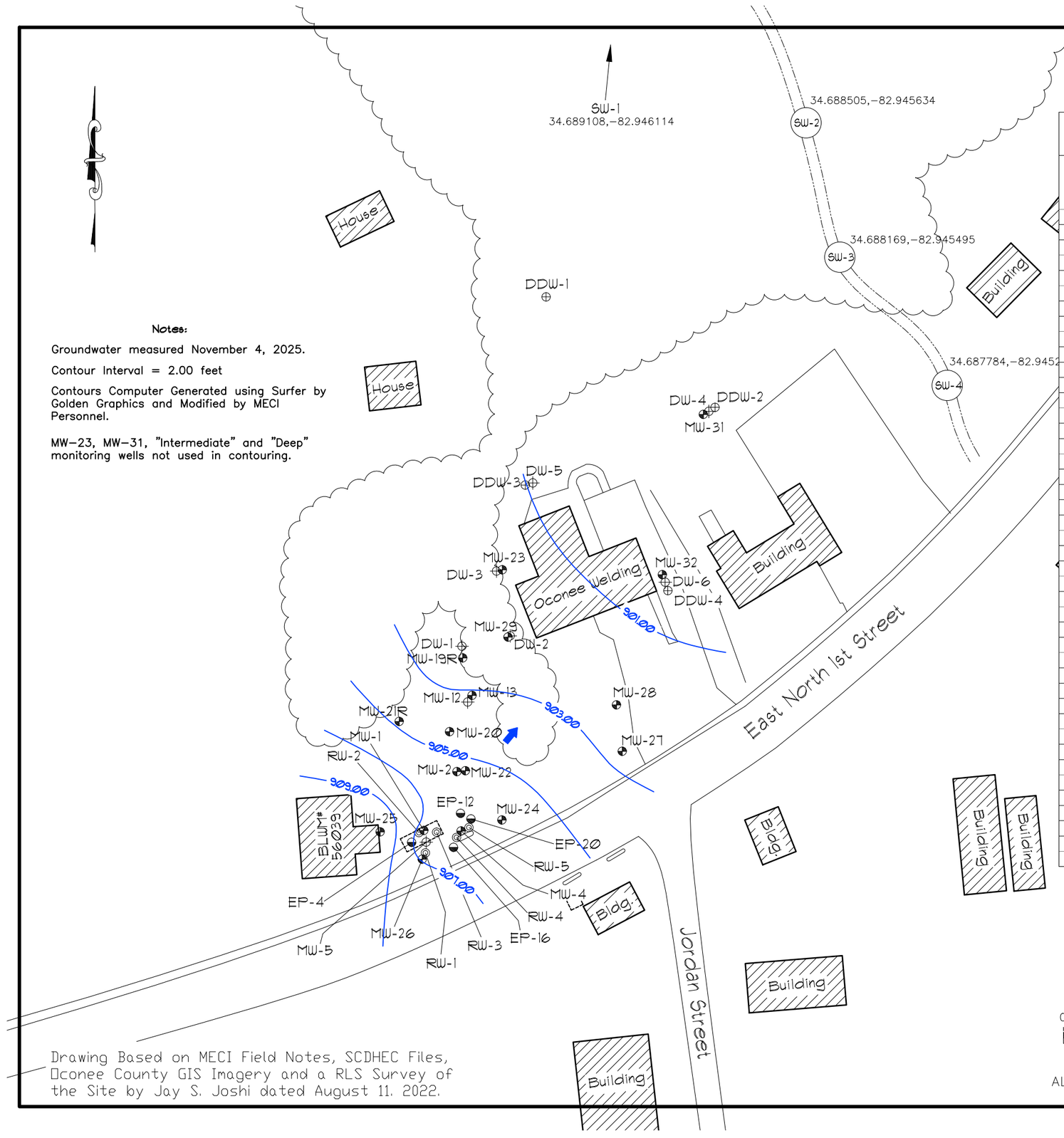

Explanation:

Groundwater Elevation Contour (feet)

Notes:

Groundwater measured November 4, 2025.

Contour Interval = 2.00 feet

Contours Computer Generated using Surfer by Golden Graphics and Modified by MECI Personnel.

MW-23, MW-31, "Intermediate" and "Deep" monitoring wells not used in contouring.

POTENTIOMETRIC DATA

Well Number	Screened Interval	Depth to Product (ft.)	Depth to Water (ft.)	Product Thickness (ft.)	Well-head Elevation	Groundwater Elevation
MW-1	25-40	30.19	30.29	0.10	936.88	906.68
MW-2	30-40	---	31.53	---	937.19	905.66
MW-3	30-40	---	ABANDONED	---	ABANDONED	ABANDONED
MW-4	30-40	---	30.99	---	937.64	906.65
MW-5	60-65	---	29.69	---	936.64	906.95
MW-8	N/A	---	ABANDONED	---	ABANDONED	ABANDONED
MW-12	60-65	---	35.23	---	937.69	902.46
MW-13	36-46	---	34.75	---	937.99	903.24
MW-19	35-45	---	ABANDONED	---	ABANDONED	ABANDONED
MW-19R	30-40	---	35.86	---	937.63	901.77
MW-20	30-40	---	32.90	---	936.87	903.97
MW-21	30-40	---	NL	---	NL	NL
MW-21R	22-32	---	30.31	---	934.95	904.64
MW-22	30-40	---	31.96	---	937.61	905.65
MW-23	30-40	---	DRY	---	943.11	DRY
MW-24	30-40	---	32.32	---	938.76	906.44
MW-25	30-40	---	27.57	---	938.88	911.31
MW-26	30-40	30.18	30.28	0.10	937.04	906.85
MW-27	30-40	---	35.75	---	938.17	902.42
MW-28	32-42	---	38.43	---	940.86	902.43
MW-29	35-45	---	40.90	---	943.12	902.22
MW-30	39-49	---	ABANDONED	---	ABANDONED	ABANDONED
MW-31	30-40	---	DRY	---	935.75	DRY
MW-32	30-40	---	37.08	---	937.28	900.20
DW-1	60-65	---	34.35	---	937.18	902.83
DW-2	60-65	---	40.62	---	942.93	902.31
DW-3	60-65	---	40.89	---	942.98	902.09
DW-4	58-63	---	41.20	---	935.93	894.73
DW-5	59-64	---	41.97	---	943.99	902.02
DW-6	60-65	---	36.32	---	937.49	901.17
DDW-1	80-120	---	63.00	---	962.25	899.25
DDW-2	85-90	---	39.40	---	935.41	896.01
DDW-3	85-90	---	42.40	---	943.86	901.46
DDW-4	80-85	---	35.95	---	937.35	901.40
RW-1	20-40	30.42	30.58	0.16	937.24	906.80
RW-2	20-40	30.65	30.68	0.03	937.36	906.71
RW-3	20-40	30.64	30.70	0.06	937.48	906.83
RW-4	20-40	31.09	31.18	0.09	937.88	906.78
RW-5	20-40	31.47	31.61	0.14	938.26	906.77
EP-4	20-35	30.15	30.32	0.17	936.91	906.73
EP-12	20-35	30.92	31.02	0.10	937.40	906.47
EP-16	TD: 34.35	---	31.05	---	937.88	906.83
EP-20	13-35	---	31.62	---	938.07	906.45

GRAPHIC SCALE

0 50 100 150 200

1IN = 100FT

ALL LOCATIONS ARE APPROXIMATE

Drawing Based on MECI Field Notes, SCDHEC Files, Oconee County GIS Imagery and a RLS Survey of the Site by Jay S. Joshi dated August 11. 2022.

Potentiometric Data Site Map
(Groundwater Contour-"Shallow" Zone)

UST-Unknown 14324
519 East North 1st Street
Seneca, South Carolina
UST Permit# 14324

Midlands Environmental Consultants, Inc.

JOB NO. 25-8615

DATE November 13, 2025

FIGURE 4

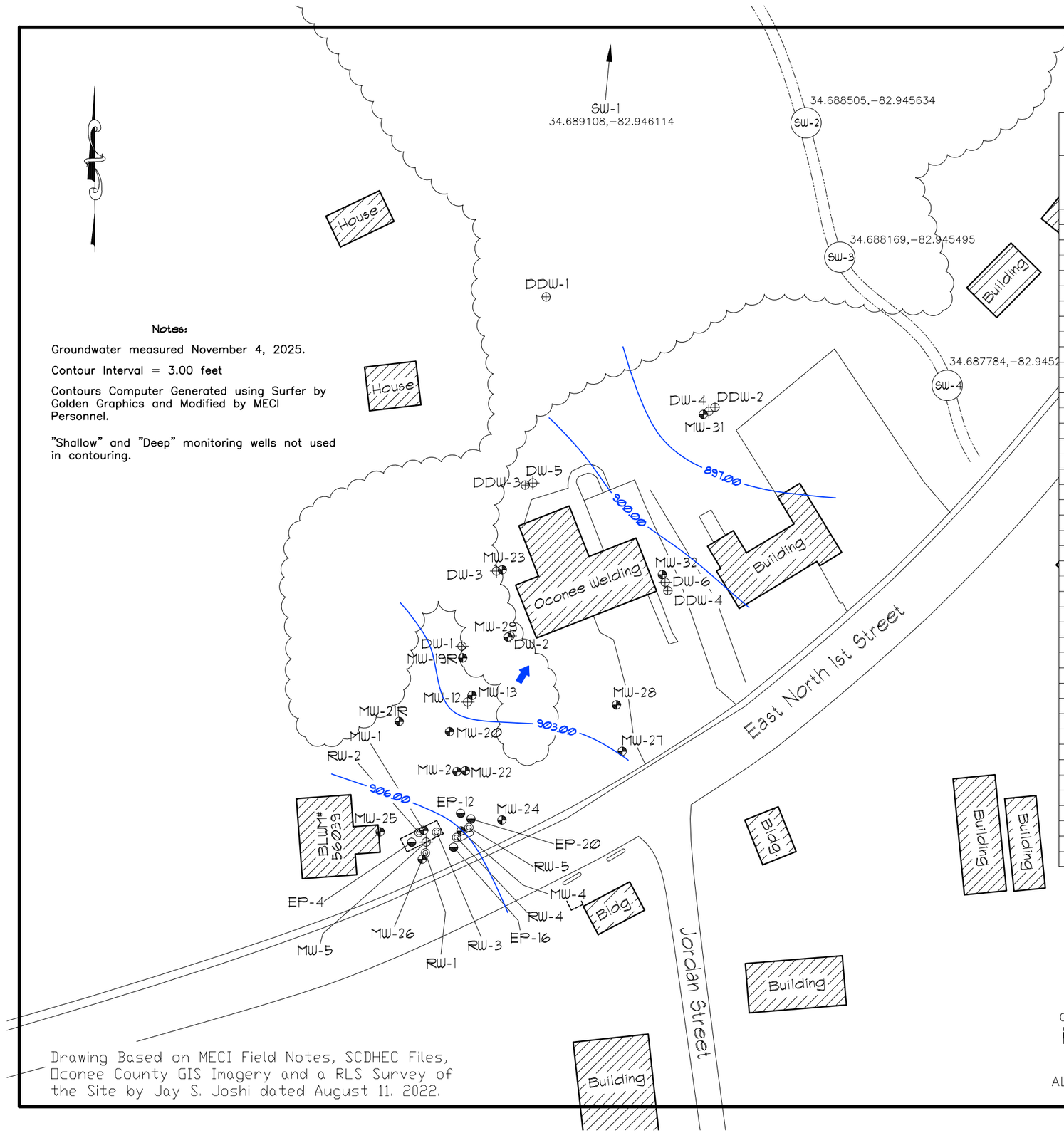

Explanation:

Groundwater Elevation Contour (feet)

Notes:

Groundwater measured November 4, 2025.

Contour Interval = 3.00 feet

Contours Computer Generated using Surfer by Golden Graphics and Modified by MECI Personnel.

"Shallow" and "Deep" monitoring wells not used in contouring.

POTENTIOMETRIC DATA

Well Number	Screened Interval	Depth to Product (ft.)	Depth to Water (ft.)	Product Thickness (ft.)	Well-head Elevation	Groundwater Elevation
MW-1	25-40	30.19	30.29	0.10	936.88	906.68
MW-2	30-40	---	31.53	---	937.19	905.66
MW-3	30-40	---	ABANDONED	---	ABANDONED	ABANDONED
MW-4	30-40	---	30.99	---	937.64	906.65
MW-5	60-65	---	29.69	---	936.64	906.95
MW-8	N/A	---	ABANDONED	---	ABANDONED	ABANDONED
MW-12	60-65	---	35.23	---	937.69	902.46
MW-13	36-46	---	34.75	---	937.99	903.24
MW-19	35-45	---	ABANDONED	---	ABANDONED	ABANDONED
MW-19R	30-40	---	35.86	---	937.63	901.77
MW-20	30-40	---	32.90	---	936.87	903.97
MW-21	30-40	---	NL	---	NL	NL
MW-21R	22-32	---	30.31	---	934.95	904.64
MW-22	30-40	---	31.96	---	937.61	905.65
MW-23	30-40	---	DRY	---	943.11	DRY
MW-24	30-40	---	32.32	---	938.76	906.44
MW-25	30-40	---	27.57	---	938.88	911.31
MW-26	30-40	30.18	30.28	0.10	937.04	906.85
MW-27	30-40	---	35.75	---	938.17	902.42
MW-28	32-42	---	38.43	---	940.86	902.43
MW-29	35-45	---	40.90	---	943.12	902.22
MW-30	39-49	---	ABANDONED	---	ABANDONED	ABANDONED
MW-31	30-40	---	DRY	---	935.75	DRY
MW-32	30-40	---	37.08	---	937.28	900.20
DW-1	60-65	---	34.35	---	937.18	902.83
DW-2	60-65	---	40.62	---	942.93	902.31
DW-3	60-65	---	40.89	---	942.98	902.09
DW-4	58-63	---	41.20	---	935.93	894.73
DW-5	59-64	---	41.97	---	943.99	902.02
DW-6	60-65	---	36.32	---	937.49	901.17
DDW-1	80-120	---	63.00	---	962.25	899.25
DDW-2	85-90	---	39.40	---	935.41	896.01
DDW-3	85-90	---	42.40	---	943.86	901.46
DDW-4	80-85	---	35.95	---	937.35	901.40
RW-1	20-40	30.42	30.58	0.16	937.24	906.80
RW-2	20-40	30.65	30.68	0.03	937.36	906.71
RW-3	20-40	30.64	30.70	0.06	937.48	906.83
RW-4	20-40	31.09	31.18	0.09	937.88	906.78
RW-5	20-40	31.47	31.61	0.14	938.26	906.77
EP-4	20-35	30.15	30.32	0.17	936.91	906.73
EP-12	20-35	30.92	31.02	0.10	937.40	906.47
EP-16	TD: 34.35	---	31.05	---	937.88	906.83
EP-20	13-35	---	31.62	---	938.07	906.45

GRAPHIC SCALE

0 50 100 150 200

1IN = 100FT

ALL LOCATIONS ARE APPROXIMATE

Drawing Based on MECI Field Notes, SCDHEC Files, Oconee County GIS Imagery and a RLS Survey of the Site by Jay S. Joshi dated August 11. 2022.

Potentiometric Data Site Map
(Groundwater Contour-"Intermediate" Zone)

UST-Unknown 14324
519 East North 1st Street
Seneca, South Carolina
UST Permit# 14324

Midlands Environmental Consultants, Inc.

JOB NO. 25-8615

DATE November 13, 2025

FIGURE 4A

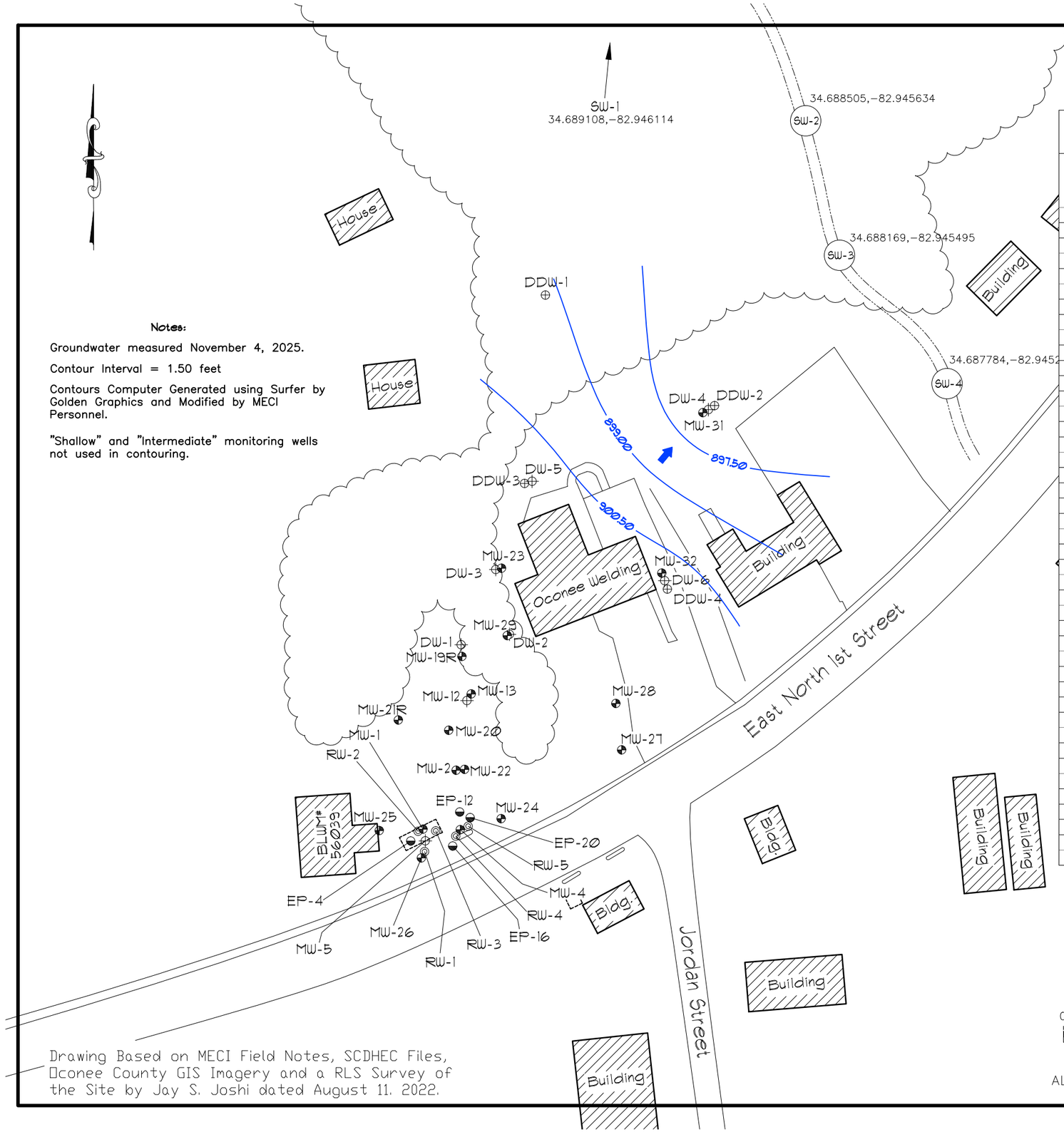

Notes:

Groundwater measured November 4, 2025.

Contour Interval = 1.50 feet

Contours Computer Generated using Surfer by Golden Graphics and Modified by MECI Personnel.

"Shallow" and "Intermediate" monitoring wells not used in contouring.

Drawing Based on MECI Field Notes, SCDHEC Files, Oconee County GIS Imagery and a RLS Survey of the Site by Jay S. Joshi dated August 11. 2022.

Explanation:

Groundwater Elevation Contour (feet)

POTENTIOMETRIC DATA

Well Number	Screened Interval	Depth to Product (ft.)	Depth to Water (ft.)	Product Thickness (ft.)	Well-head Elevation	Groundwater Elevation
MW-1	25-40	30.19	30.29	0.10	936.88	906.68
MW-2	30-40	---	31.53	---	937.19	905.66
MW-3	30-40	---	ABANDONED	---	ABANDONED	ABANDONED
MW-4	30-40	---	30.99	---	937.64	906.65
MW-5	60-65	---	29.69	---	936.64	906.95
MW-8	N/A	---	ABANDONED	---	ABANDONED	ABANDONED
MW-12	60-65	---	35.23	---	937.69	902.46
MW-13	36-46	---	34.75	---	937.99	903.24
MW-19	35-45	---	ABANDONED	---	ABANDONED	ABANDONED
MW-19R	30-40	---	35.86	---	937.63	901.77
MW-20	30-40	---	32.90	---	936.87	903.97
MW-21	30-40	---	NL	---	NL	NL
MW-21R	22-32	---	30.31	---	934.95	904.64
MW-22	30-40	---	31.96	---	937.61	905.65
MW-23	30-40	---	DRY	---	943.11	DRY
MW-24	30-40	---	32.32	---	938.76	906.44
MW-25	30-40	---	27.57	---	938.88	911.31
MW-26	30-40	30.18	30.28	0.10	937.04	906.85
MW-27	30-40	---	35.75	---	938.17	902.42
MW-28	32-42	---	38.43	---	940.86	902.43
MW-29	35-45	---	40.90	---	943.12	902.22
MW-30	39-49	---	ABANDONED	---	ABANDONED	ABANDONED
MW-31	30-40	---	DRY	---	935.75	DRY
MW-32	30-40	---	37.08	---	937.28	900.20
DW-1	60-65	---	34.35	---	937.18	902.83
DW-2	60-65	---	40.62	---	942.93	902.31
DW-3	60-65	---	40.89	---	942.98	902.09
DW-4	58-63	---	41.20	---	935.93	894.73
DW-5	59-64	---	41.97	---	943.99	902.02
DW-6	60-65	---	36.32	---	937.49	901.17
DDW-1	80-120	---	63.00	---	962.25	899.25
DDW-2	85-90	---	39.40	---	935.41	896.01
DDW-3	85-90	---	42.40	---	943.86	901.46
DDW-4	80-85	---	35.95	---	937.35	901.40
RW-1	20-40	30.42	30.58	0.16	937.24	906.80
RW-2	20-40	30.65	30.68	0.03	937.36	906.71
RW-3	20-40	30.64	30.70	0.06	937.48	906.83
RW-4	20-40	31.09	31.18	0.09	937.88	906.78
RW-5	20-40	31.47	31.61	0.14	938.26	906.77
EP-4	20-35	30.15	30.32	0.17	936.91	906.73
EP-12	20-35	30.92	31.02	0.10	937.40	906.47
EP-16	TD: 34.35	---	31.05	---	937.88	906.83
EP-20	13-35	---	31.62	---	938.07	906.45

GRAPHIC SCALE

0 50 100 150 200

1IN = 100FT

ALL LOCATIONS ARE APPROXIMATE

Potentiometric Data Site Map
(Groundwater Contour-"Deep" Zone)

UST-Unknown 14324
519 East North 1st Street
Seneca, South Carolina
UST Permit# 14324

Midlands Environmental Consultants, Inc.

JOB NO. 25-8615

DATE November 13, 2025

FIGURE 4B

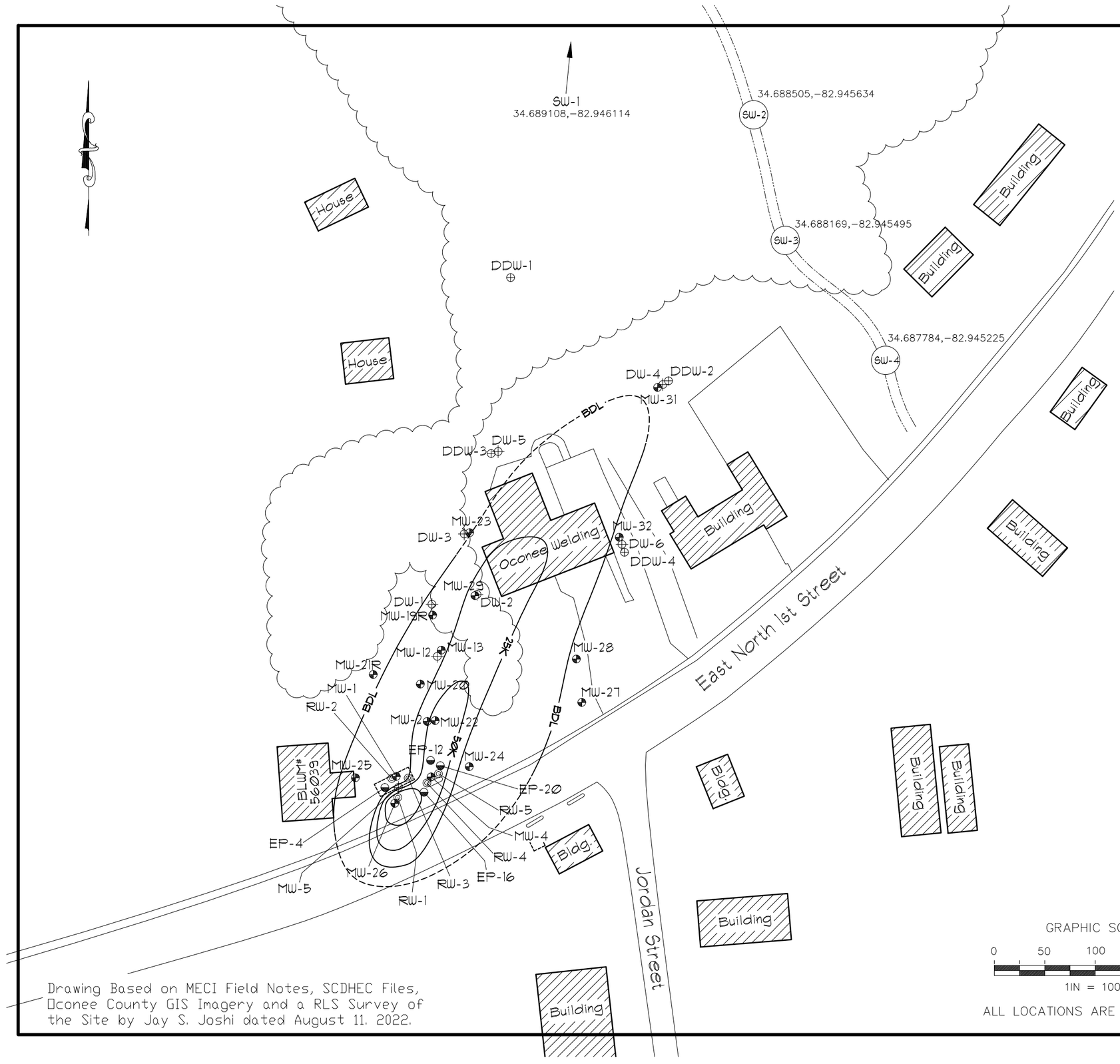

Drawing Based on MECI Field Notes, SCDHEC Files, Oconee County GIS Imagery and a RLS Survey of the Site by Jay S. Joshi dated August 11. 2022.

Explanation:

——— Total BTEX Concentration Isopleth (ug/l)

Notes:

Groundwater samples collected November 4, 2025.

Isopleth Interval = 25,000 ug/l

Contours Computer Generated using Surfer by Golden Graphics and Modified by MECI Personnel.

"Intermediate" and "Deep" monitoring not used in contouring.

Samples were collected beneath free product in wells MW-1, MW-26, RW-1, RW-2, RW-3, RW-4, RW-5, EP-4 and EP-12.

GRAPHIC SCALE

0 50 100 150 200

1IN = 100FT

ALL LOCATIONS ARE APPROXIMATE

Total BTEX Isopleth
("Shallow" Zone)

UST-Unknown 14324
519 East North 1st Street
Seneca, South Carolina
UST Permit# 14324

Midlands Environmental Consultants, Inc.

JOB NO. 25-8615

DATE November 13, 2025

FIGURE 5

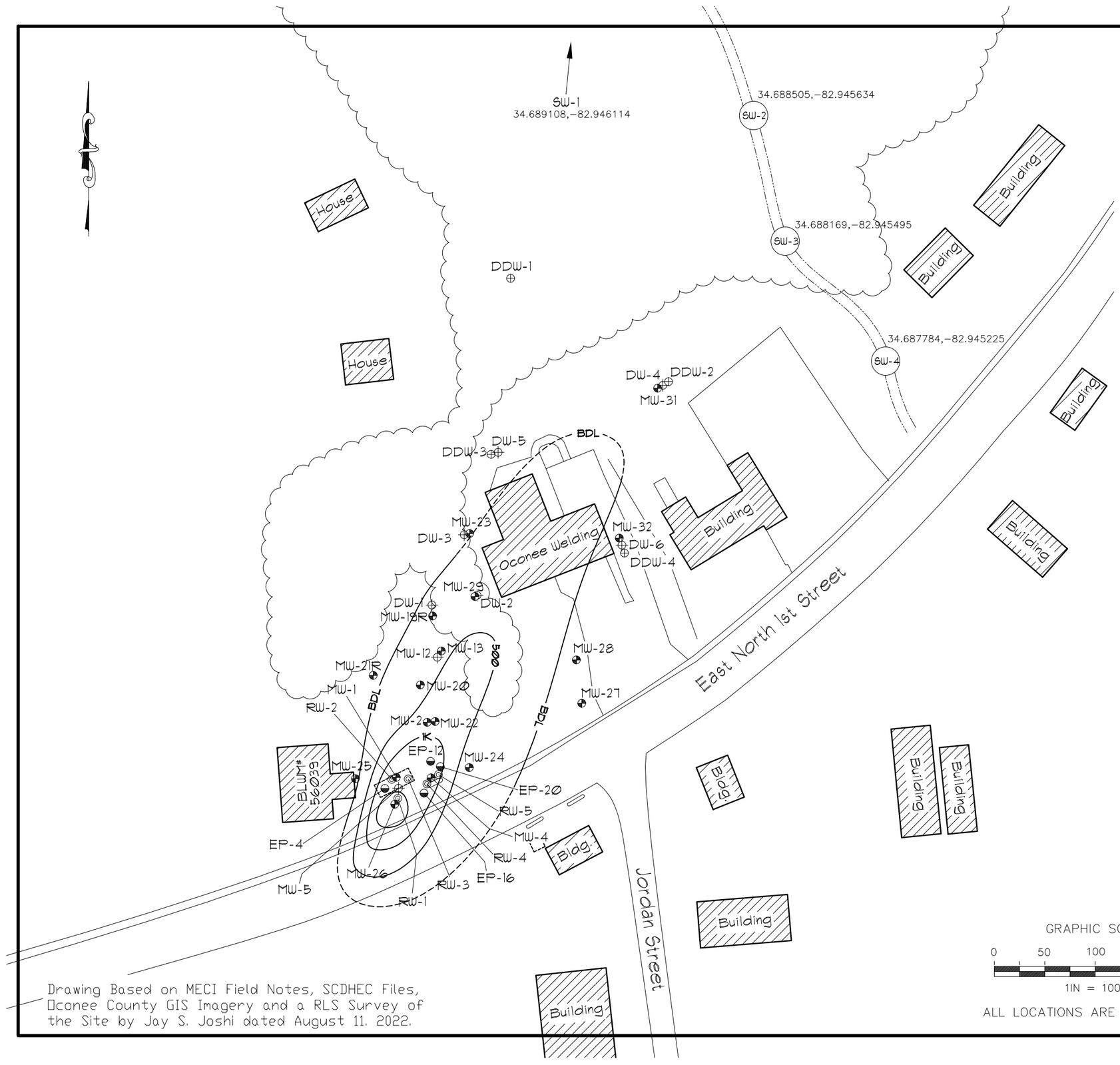

Drawing Based on MECI Field Notes, SCDHEC Files, Oconee County GIS Imagery and a RLS Survey of the Site by Jay S. Joshi dated August 11. 2022.

Explanation:

——— Naphthalene Concentration Isopleth (ug/l)

Notes:

Groundwater samples collected November 4, 2025.

Isopleth Interval = 500 ug/l

Contours Computer Generated using Surfer by Golden Graphics and Modified by MECI Personnel.

"Intermediate" and "Deep" monitoring not used in contouring.

Samples were collected beneath free product in wells MW-1, MW-26, RW-1, RW-2, RW-3, RW-4, RW-5, EP-4 and EP-12.

GRAPHIC SCALE

0 50 100 150 200

1IN = 100FT

ALL LOCATIONS ARE APPROXIMATE

Naphthalene Isopleth
("Shallow" Zone)

UST-Unknown 14324
519 East North 1st Street
Seneca, South Carolina
UST Permit# 14324

Midlands Environmental Consultants, Inc.

JOB NO. 25-8615

DATE November 13, 2025

FIGURE 5A

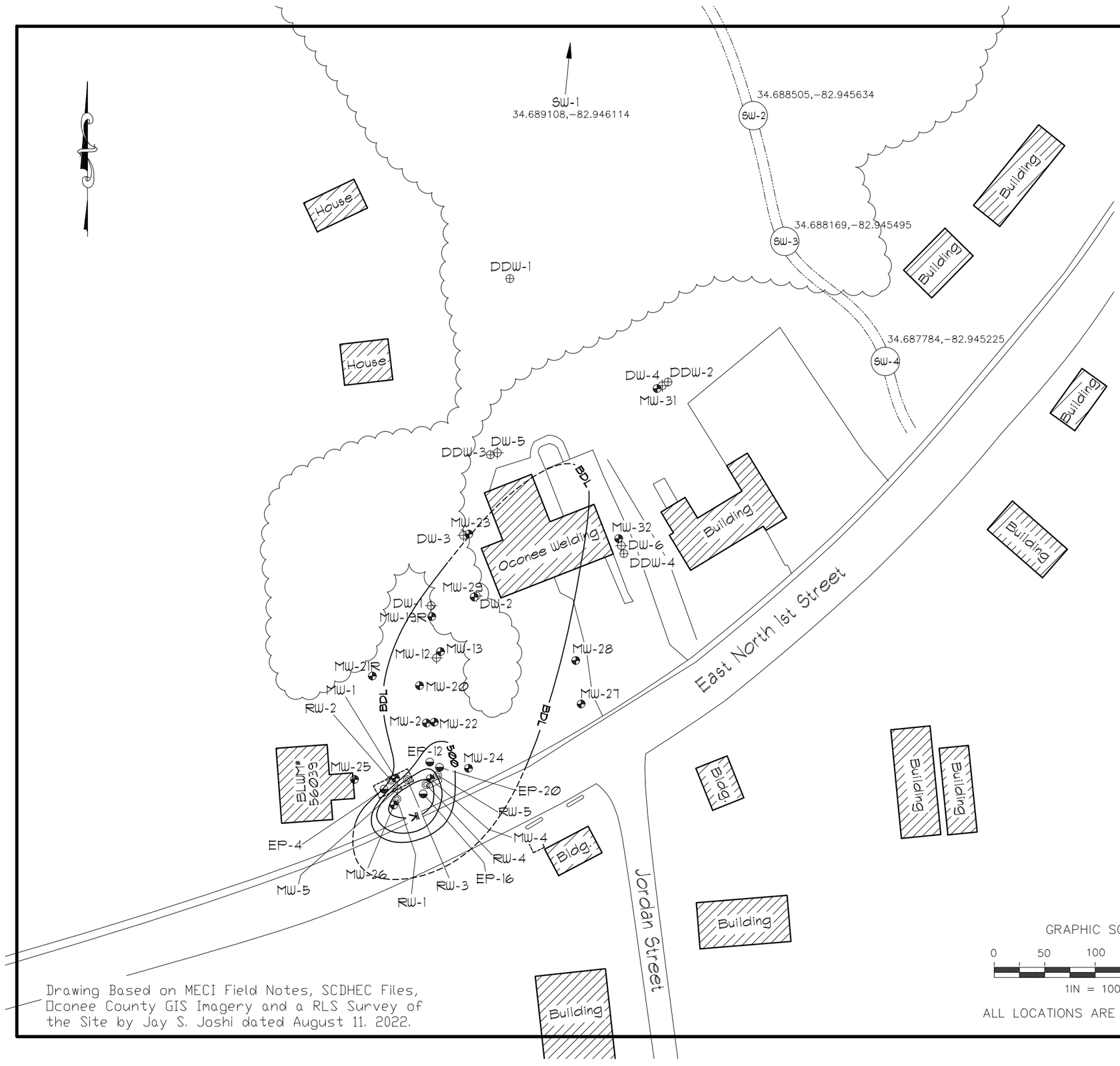

Drawing Based on MECI Field Notes, SCDHEC Files, Oconee County GIS Imagery and a RLS Survey of the Site by Jay S. Joshi dated August 11. 2022.

Explanation:

——— EDB Concentration Isopleth (ug/l)

Notes:

Groundwater samples collected November 4, 2025.

Isopleth Interval = 500 ug/l

Contours Computer Generated using Surfer by Golden Graphics and Modified by MECI Personnel.

"Intermediate" and "Deep" monitoring not used in contouring.

Samples were collected beneath free product in wells MW-1, MW-26, RW-1, RW-2, RW-3, RW-4, RW-5, EP-4 and EP-12.

GRAPHIC SCALE

0 50 100 150 200

1IN = 100FT

ALL LOCATIONS ARE APPROXIMATE

EDB Isopleth
("Shallow" Zone)

UST-Unknown 14324
519 East North 1st Street
Seneca, South Carolina
UST Permit# 14324

Midlands Environmental Consultants, Inc.

JOB NO. 25-8615

DATE November 13, 2025

FIGURE 5B

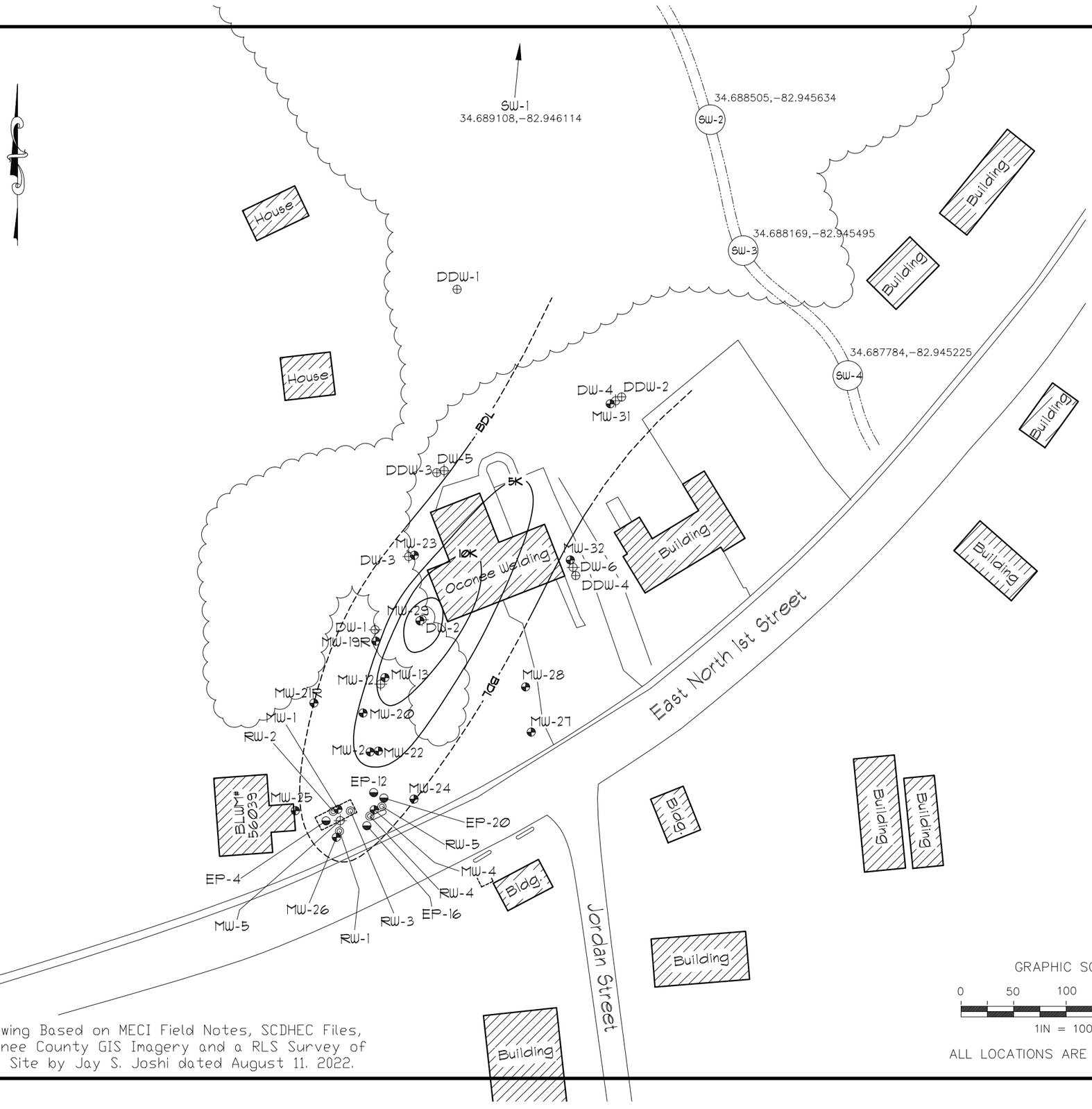

Explanation:

——— Total BTEX Concentration Isopleth (ug/l)

Notes:

Groundwater samples collected November 4, 2025.

Isopleth Interval = 5,000 ug/l

Contours Computer Generated using Surfer by Golden Graphics and Modified by MECI Personnel.

"Shallow" and "Deep" monitoring not used in contouring.

Drawing Based on MECI Field Notes, SCDHEC Files, Oconee County GIS Imagery and a RLS Survey of the Site by Jay S. Joshi dated August 11. 2022.

GRAPHIC SCALE

0 50 100 150 200

1IN = 100FT

ALL LOCATIONS ARE APPROXIMATE

Total BTEX Isopleth

("Intermediate" Zone)

UST-Unknown 14324
519 East North 1st Street
Seneca, South Carolina
UST Permit# 14324

Midlands Environmental Consultants, Inc.

JOB NO. 25-8615

DATE November 13, 2025

FIGURE 5C

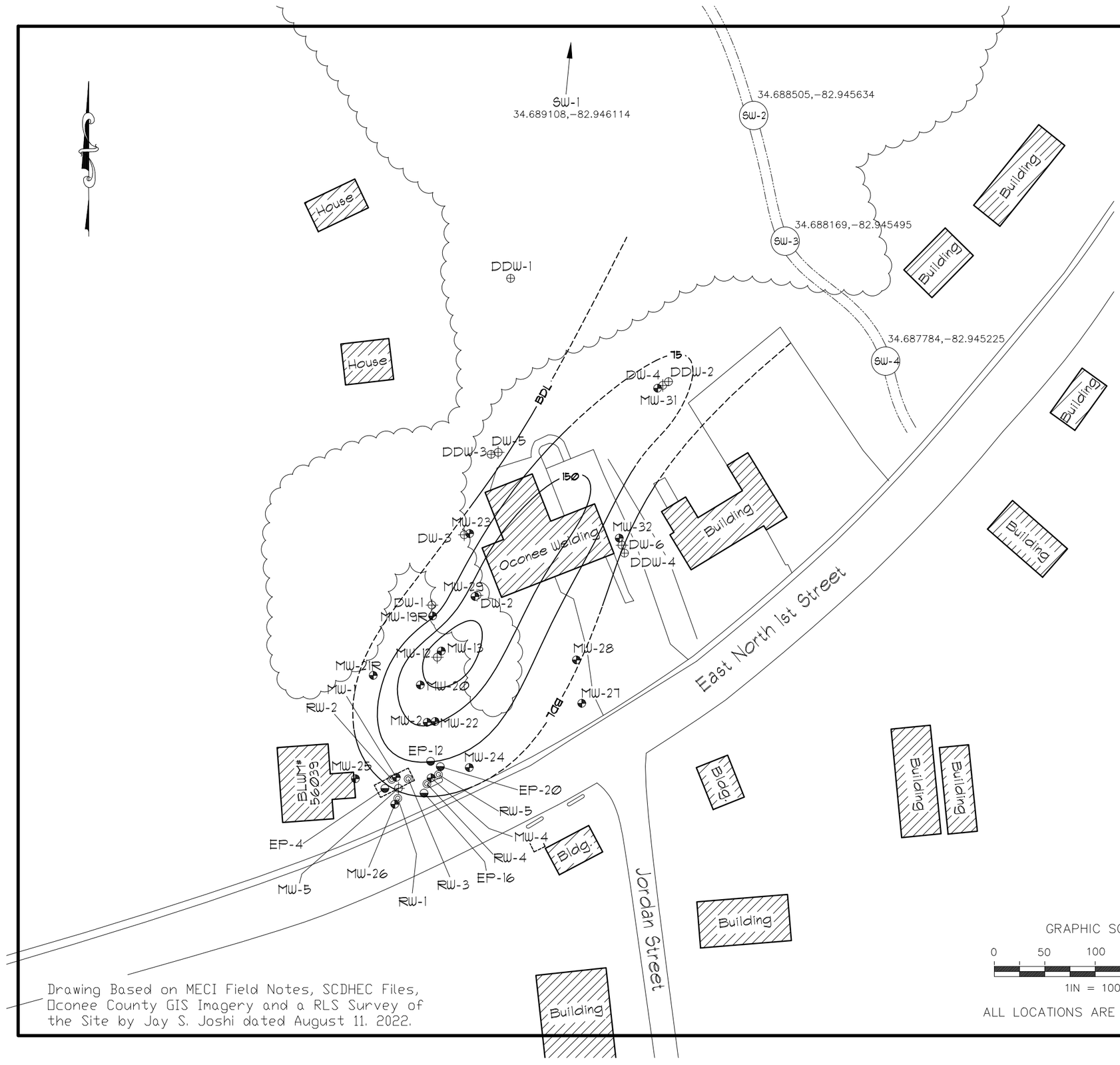

Explanation:

——— Naphthalene Concentration Isopleth (ug/l)

Notes:

Groundwater samples collected November 4, 2025.

Isopleth Interval = 75 ug/l

Contours Computer Generated using Surfer by Golden Graphics and Modified by MECI Personnel.

"Shallow" and "Deep" monitoring not used in contouring.

Drawing Based on MECI Field Notes, SCDHEC Files, Oconee County GIS Imagery and a RLS Survey of the Site by Jay S. Joshi dated August 11. 2022.

GRAPHIC SCALE

0 50 100 150 200

1IN = 100FT

ALL LOCATIONS ARE APPROXIMATE

Naphthalene Isopleth
("Intermediate" Zone)

UST-Unknown 14324
519 East North 1st Street
Seneca, South Carolina
UST Permit# 14324

Midlands Environmental Consultants, Inc.

JOB NO. 25-8615

DATE November 13, 2025

FIGURE 5D

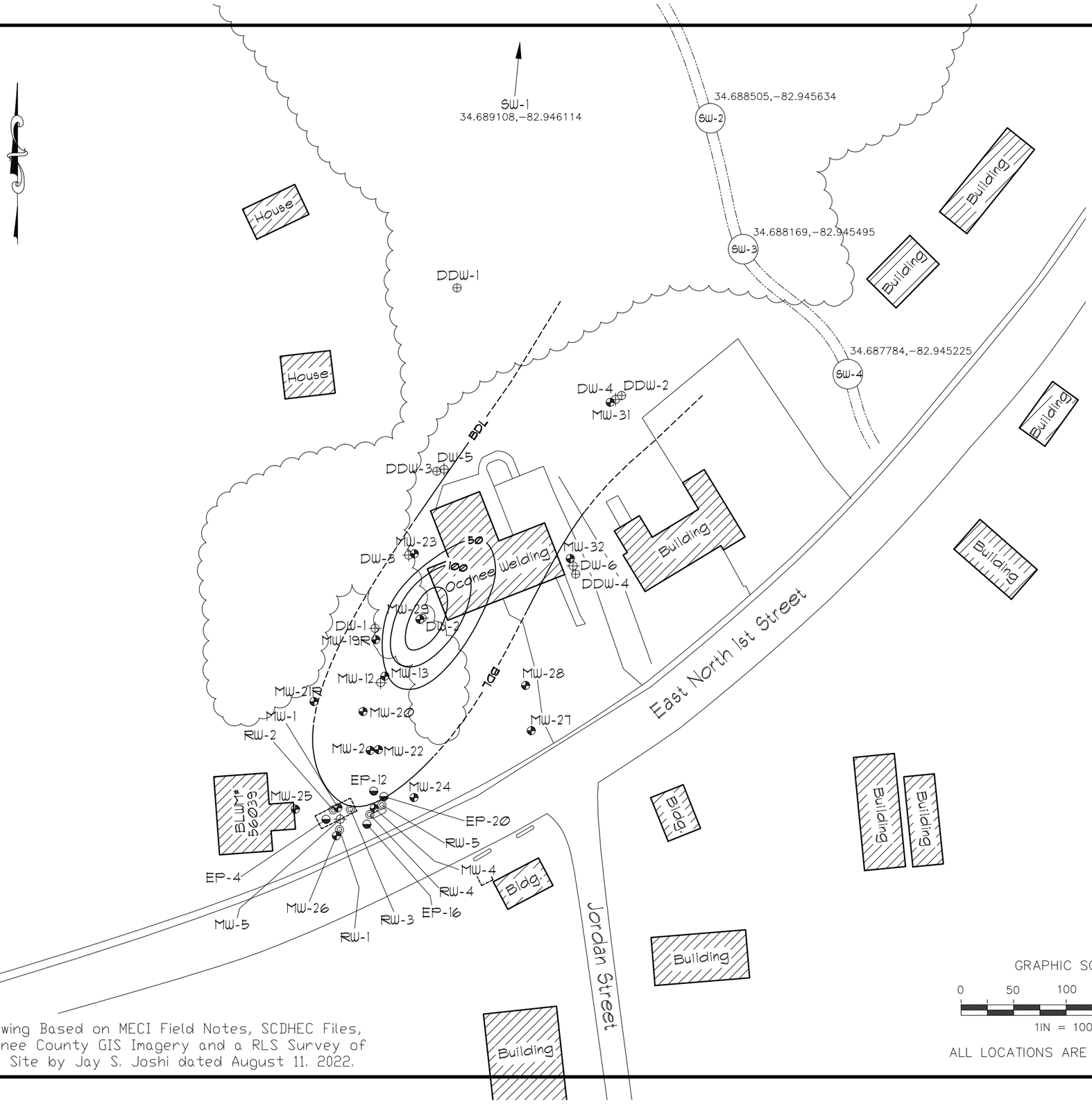

Explanation:

——— EDB Concentration Isopleth (ug/l)

Notes:

Groundwater samples collected November 4, 2025.

Isopleth Interval = 50 ug/l

Contours Computer Generated using Surfer by Golden Graphics and Modified by MECI Personnel.

"Shallow" and "Deep" monitoring not used in contouring.

Drawing Based on MECI Field Notes, SCDHEC Files, Oconee County GIS Imagery and a RLS Survey of the Site by Jay S. Joshi dated August 11. 2022.

GRAPHIC SCALE

0 50 100 150 200

1IN = 100FT

ALL LOCATIONS ARE APPROXIMATE

EDB Isopleth
("Intermediate" Zone)

UST-Unknown 14324
519 East North 1st Street
Seneca, South Carolina
UST Permit# 14324

Midlands Environmental Consultants, Inc.

JOB NO. 25-8615

DATE November 13, 2025

FIGURE 5E

APPENDIX A:

SITE SURVEY

(Not Applicable)

APPENDIX B:

SAMPLING LOGS, LABORATORY DATA SHEETS, & CHAIN-OF-CUSTODY FORMS

Midlands Environmental Consultants, Inc.

Monitoring Well Purge And Sampling Data

Field Personnel: HS, TD, DG, MN

Sampling Date(s): 11/4/25

Sampling Case#: 1

Job Name: Unknown 10324

Job Number: 25-8615

Calibration Data for :

Calibration Successful? Yes or No (Please Circle)

pH: Yes No

Conductivity: Yes No

Dissolved Oxygen: Yes No

Turbidity: Conductivity Calibrated Every 3 Months by QA Manager

Well No.	Purge Volume	Sample Time	pH(i)	cond(i)	Temp. (°C)	DO (mg/l)	Turbidity (NTU)	Depth to (feet): product	Depth to (feet): Initial H_2O	Depth to (feet): final H_2O	Well Depth (feet)	Water Height *(feet)	Gallons Purged **calc.	Gallons Purged actual	Notes
MW-1	Initial	15:20						30.19	30.29		25 – 40				PPP
	1st		PPP, Sampled below												
	2nd														
	3rd														
	4th														
	5th														
	Sampling														
MW-2	Initial	13:33	5.72	131.3	17.5	2.02	9.77		31.53		30 – 40	8.47	1.38	7 gal	slight odor
	1st	13:35	5.60	180.1	17.1	2.10	20.11								
	2nd	13:37	5.53	200.6	17.2	2.12	25.60								
	3rd	13:39	5.50	210.4	17.1	2.18	24.10								
	4th	13:41	5.24	218.5	16.8	2.22	18.01								
	5th	13:43	5.30	220.8	16.7	2.27	12.11						1.90		
	Sampling														
MW-3	Initial										30 – 40				
	1st														
	2nd														
	3rd														
	4th														
	5th														
	Sampling														
MW-4	Initial	14:40	5.80	167.9	18.6	1.88	9.16		90.99		30 – 40	9.01	1.47	7.50 gal	odor
	1st	14:42	5.32	188.1	18.4	2.01	13.82								
	2nd	14:44	5.30	202.4	18.3	2.02	15.60								
	3rd	14:46	5.15	207.9	18.2	2.05	20.11								
	4th	14:48	5.10	210.6	18.1	2.08	18.10								
	5th	14:50	5.02	218.1	18.1	2.10	17.11						7.35		
	Sampling														

*= (Depth of Well) - (Depth to Water = Water Height

One Well Volume =x.047 for 1" wells * x .163 for 2" wells, or * x .66 for 4" wells, 1.469 for 6" wells

**= One Well Volume x 5 = Gallons Purged (calculated)

Casing	Gallons
1"	0.047
2"	0.163
4"	0.653
6"	1.469

Sampling Case#	Ph/Conductance SN	DO SN	Turbidity
Case #1	15H101448	17E101302	201301183
Case #2	15E101481	14H103098	201301174
Case #3	17E100512	17E103488	201510251

Midlands Environmental Consultants, Inc.

Monitoring Well Purge And Sampling Data

Field Personnel: HS, TD, DG, MR

Sampling Date(s): 11/4/25

Sampling Case#: 1

Job Name: Unknown 14324

Job Number: 25-5615

Calibration Data for :

Calibration Successful? Yes or No (Please Circle)

pH: Yes No

Conductivity: Yes No

Dissolved Oxygen: Yes No

Turbidity: Conductivity Calibrated Every 3 Months by QA Manager

Well No.	Purge Volume	Sample Time	pH(i)	cond(i)	Temp. (°C)	DO (mg/l)	Turbidity (NTU)	Depth to (feet): product	Depth to (feet): initial H_2O	Depth to (feet): final H_2O	Well Depth (feet)	Water Height *(feet)	Gallons Purged **calc.	Gallons Purged actual	Notes
MW-5	Initial	14:17	4.60	80.2	18.5	2.77	9.48		29.69		60 - 65	35.31	5.76	29 gal	No odor
	1st	14:23	4.30	90.6	18.3	2.10	7.11								
	2nd	14:28	4.15	101.7	18.4	2.01	6.30								
	3rd	14:33	4.10	117.8	18.5	1.99	5.09								
	4th	14:38	4.02	119.4	18.6	1.97	5.11								
	5th	14:43	4.01	122.5	18.5	1.90	5.13						28.80		
	Sampling														
MW-8	Initial										ABD				
	1st														
	2nd														
	3rd														
	4th														
	5th														
	Sampling														
MW-12	Initial	13:45	4.87	87.6	17.6	1.99	9.47		35.23		60 - 65	29.77	4.85	24.25 gal	slight odor DW-3
	1st	13:50	4.80	90.5	17.4	1.88	3.11								
	2nd	13:55	4.92	115.2	17.5	1.50	6.20								
	3rd	14:00	4.67	150.6	17.3	1.42	8.01								
	4th	14:05	4.60	189.2	17.4	1.40	7.10								
	5th	14:010	4.50	211.1	17.4	1.30	6.55						24.25		
	Sampling														
MW-13	Initial	13:47	5.49	100.6	17.4	1.47	9.60		34.75		36 - 46	11.25	1.83	9.25 gal	odor
	1st	13:49	5.20	111.7	17.3	1.38	6.20								
	2nd	13:51	5.10	120.8	17.2	1.30	25.10								
	3rd	13:53	5.01	122.4	17.1	1.27	20.11								
	4th	13:55	4.98	130.5	17.4	1.22	9.08								
	5th	13:57	4.90	138.6	17.4	1.20	8.10						9.15		
	Sampling														

*= (Depth of Well) - (Depth to Water = Water Height

One Well Volume =x.047 for 1" wells * x .163 for 2" wells, or * x .66 for 4" wells, 1.469 for 6" wells

**= One Well Volume x 5 = Gallons Purged (calculated)

Casing	Gallons
1"	0.047
2"	0.163
4"	0.653
6"	1.469

Sampling Case#	Ph/Conductance SN	DO SN	Turbidity
Case #1	15H101448	17E101302	201301183
Case #2	15E101481	14H103098	201301174
Case #3	17E100512	17E103488	201510251

Midlands Environmental Consultants, Inc.

Monitoring Well Purge And Sampling Data

Field Personnel: HS, TD, DG, MR

Sampling Date(s): 11/4/25

Sampling Case#: 1

Job Name: Unknown 14329

Job Number: 25-5615

Calibration Data for :

Calibration Successful? Yes or No (Please Circle)

pH: (Yes) No

Conductivity: (Yes) No

Dissolved Oxygen: (Yes) No

Turbidity: Conductivity Calibrated Every 3 Months by QA Manager

Well No.	Purge Volume	Sample Time	pH(i)	cond(i)	Temp. (°C)	DO (mg/l)	Turbidity (NTU)	Depth to (feet): product	Depth to (feet): Initial H_2O	Depth to (feet): final H_2O	Well Depth (feet)	Water Height *(feet)	Gallons Purged **calc.	Gallons Purged actual	Notes
MW-19	Initial										35 – 45				
	1st														
	2nd		ABD												
	3rd														
	4th														
	5th														
	Sampling														
MW-19R	Initial	13:17	4.65	33.9	17.1	2.51	9.91		35.86		30 – 40	4.14	0.67	3.50 gal	NO odor
	1st	13:18	4.60	38.7	16.8	2.66	12.10								
	2nd	13:19	4.42	60.2	16.7	2.37	15.90						3.35		
	3rd	13:20	4.40	99.5	16.6	2.15	22.60								
	4th	13:21	4.37	110.6	16.8	2.10	20.11								
	5th	13:22	4.30	112.1	16.9	2.01	13.50								
	Sampling														
MW-20	Initial	13:27	4.77	72.6	17.8	1.69	9.82		32.90		30 – 40	7.10	1.16	6 gal	slight odor DUP-2
	1st	13:29	4.50	132.7	17.3	1.60	19.20								
	2nd	13:31	4.22	200.8	17.4	1.57	25.90						5.80		
	3rd	13:33	4.20	360.1	17.4	1.57	27.60								
	4th	13:35	4.17	388.1	17.5	1.58	20.09								
	5th	13:37	4.15	400.9	17.6	1.59	18.62								
	Sampling														
MW-21	Initial										30 – 40				NL
	1st														
	2nd		NL												
	3rd														
	4th														
	5th														
	Sampling														

*= (Depth of Well) - (Depth to Water = **Water Height**

One Well Volume =x.047 for 1" wells * x **.163 for 2" wells**, or * x **.66 for 4" wells**, 1.469 for 6" wells

= One Well Volume x 5 = **Gallons Purged (calculated)

Casing	Gallons
1"	0.047
2"	0.163
4"	0.653
6"	1.469

Sampling Case#	Ph/Conductance SN	DO SN	Turbidity
Case #1	15H101448	17E101302	201301183
Case #2	15E101481	14H103098	201301174
Case #3	17E100512	17E103488	201510251

Midlands Environmental Consultants, Inc.

Monitoring Well Purge And Sampling Data

Field Personnel: HS, TD, DG, MR

Sampling Date(s): 11/4/25

Sampling Case#: 1

Job Name: Unknown 14329

Job Number: 25-5615

Calibration Data for :

Calibration Successful? Yes or No (Please Circle)

pH: (Yes) No

Conductivity: (Yes) No

Dissolved Oxygen: (Yes) No

Turbidity: Conductivity Calibrated Every 3 Months by QA Manager

Well No.	Purge Volume	Sample Time	pH(i)	cond(i)	Temp. (°C)	DO (mg/l)	Turbidity (NTU)	Depth to (feet): product	Depth to (feet): initial H_2O	Depth to (feet): final H_2O	Well Depth (feet)	Water Height *(feet)	Gallons Purged **calc.	Gallons Purged actual	Notes
MW-21R	Initial	13:16	4.33	48.6	17.8	2.44	9.91				22 – 32	1.69	0.28	1.5 gal	NO odor
	1st	13:17	4.30	55.1	17.5	2.28	18.10								
	2nd	13:18	4.18	62.4	17.4	2.20	23.62								
	3rd	13:19	4.10	66.9	17.3	2.12	20.01								
	4th	13:20	4.12	70.1	17.3	2.10	19.11								
	5th	13:21	4.02	120.6	17.3	2.08	17.4		30.31				1.40		
MW-22	Initial	13:18	5.10	103.5	17.8	1.98	9.82				30 – 40	8.04	1.71	6.75 gal	Slight odor
	1st	13:20	5.01	120.8	17.7	1.90	13.60								
	2nd	13:22	4.97	132.5	17.9	1.88	18.01								
	3rd	13:24	4.90	140.7	18.1	1.87	17.11								
	4th	13:26	4.82	155.9	18.2	1.60	16.33								
	5th	13:28	4.77	160.6	18.4	1.55	16.10		31.96				6.55		
MW-23	Initial	11:53									30 – 40				Dry, DM
	1st														
	2nd														
	3rd		Dry	@	40.35	1									
	4th					31°C									
	5th														
	Sampling														
MW-24	Initial	14:15	5.46	76.0	18.5	2.04	9.40				30 – 40	7.68	1.25	6.25 gal	Slight odor
	1st	14:17	5.40	130.2	18.3	1.98	12.10								
	2nd	14:19	5.38	188.6	18.2	1.90	16.50								
	3rd	14:21	5.30	200.1	18.1	1.70	19.30								
	4th	14:23	5.20	210.8	17.9	1.67	12.18								
	5th	14:27	5.10	212.2	17.9	1.60	17.04		32.12				6.25		
	Sampling														

*= (Depth of Well) - (Depth to Water = **Water Height**

One Well Volume =x.047 for 1" wells * x **.163 for 2" wells**, or * x **.66 for 4" wells**, 1.469 for 6" wells

= One Well Volume x 5 = **Gallons Purged (calculated)

Casing	Gallons
1"	0.047
2"	0.163
4"	0.653
6"	1.469

Sampling Case#	Ph/Conductance SN	DO SN	Turbidity
Case #1	15H101448	17E101302	201301183
Case #2	15E101481	14H103098	201301174
Case #3	17E100512	17E103488	201510251

Midlands Environmental Consultants, Inc.

Monitoring Well Purge And Sampling Data

Field Personnel: HS, TD, DG, MN

Sampling Date(s): 11/4/25

Sampling Case#: 1

Job Name: Unknown 14324

Job Number: 25-5615

Calibration Data for :

Calibration Successful? Yes or No (Please Circle)

pH: Yes No

Conductivity: Yes No

Dissolved Oxygen: Yes No

Turbidity: Conductivity Calibrated Every 3 Months by QA Manager

Well No.	Purge Volume	Sample Time	pH(i)	cond(i)	Temp. (°C)	DO (mg/l)	Turbidity (NTU)	Depth to (feet): product	Depth to (feet): Initial H_2O	Depth to (feet): final H_2O	Well Depth (feet)	Water Height *(feet)	Gallons Purged **calc.	Gallons Purged actual	Notes
MW-25	Initial	14:02	4.88	80.6	18.0	2.26	9.73		27.57		30 – 40	12.43	2.03	10.25 gal	NO odor
	1st	14:04	4.80	120.7	17.1	2.20	16.10								
	2nd	14:06	4.72	144.2	17.3	2.18	30.40								
	3rd	14:08	4.70	150.4	17.4	2.10	38.60								
	4th	14:10	4.68	159.2	17.5	1.99	20.19								
	5th	14:12	4.60	166.5	17.6	1.90	19.10						10.15		
	Sampling														
MW-26	Initial	14:56						30.18	30.28		30 – 40	–	–	–	FPP
	1st														
	2nd														
	3rd	Sampled below product													
	4th														
	5th		FP										–		
	Sampling														
MW-27	Initial	11:33	5.27	69.0	19.5	2.52	9.89		35.75		30 – 40	4.25	0.89	3.5 gal	NO odor
	1st	11:34	5.20	78.6	19.3	2.30	19.88								
	2nd	11:35	5.12	90.5	19.2	2.20	29.65								
	3rd	11:36	5.15	100.8	19.1	2.18	30.40								
	4th	11:37	5.08	110.6	19.1	2.16	27.09								
	5th	11:38	5.04	122.4	19.2	2.15	24.10						1.45		
	Sampling														
MW-28	Initial	11:43	4.60	97.2	19.7	5.83	9.27		38.43		32 – 42	3.57	0.58	3 gal	NO odor
	1st	11:44	4.80	90.3	19.3	5.01	19.40								
	2nd	11:45	4.55	117.4	19.4	4.20	18.90								
	3rd	11:46	4.38	130.8	19.5	4.10	20.9								
	4th	11:47	4.37	133.2	19.6	3.88	18.10								
	5th	11:48	4.36	140.7	19.7	3.76	19.17						2.90		
	Sampling														

*= (Depth of Well) - (Depth to Water = Water Height

One Well Volume =x.047 for 1" wells * x .163 for 2" wells, or * x .66 for 4" wells, 1.469 for 6" wells

**= One Well Volume x 5 = Gallons Purged (calculated)

Casing	Gallons
1"	0.047
2"	0.163
4"	0.653
6"	1.469

Sampling Case#	Ph/Conductance SN	DO SN	Turbidity
Case #1	15H101448	17E101302	201301183
Case #2	15E101481	14H103098	201301174
Case #3	17E100512	17E103488	201510251

Midlands Environmental Consultants, Inc.

Monitoring Well Purge And Sampling Data

Field Personnel: HS, TD, DG, MN

Sampling Date(s): 11/4/25

Sampling Case#: 1

Job Name: Unknown 14324

Job Number: 25-5615

Calibration Data for :

Calibration Successful? Yes or No (Please Circle)

pH: Yes No

Conductivity: Yes No

Dissolved Oxygen: Yes No

Turbidity: Conductivity Calibrated Every 3 Months by QA Manager

Well No.	Purge Volume	Sample Time	pH(i)	cond(i)	Temp. (°C)	DO (mg/l)	Turbidity (NTU)	Depth to (feet): product	Depth to (feet): initial H_2O	Depth to (feet): final H_2O	Well Depth (feet)	Water Height *(feet)	Gallons Purged **calc.	Gallons Purged actual	Notes
MW-29	Initial	11:23	4.90	55.2	17.2	1.98	9.20		40.90		35-45	4.10	0.67	3.50 gal	Slight odor
	1st	11:24	4.87	60.1	17.1	1.90	19.10						3.35		
	2nd	11:25	4.66	66.4	17.5	1.88	22.49								
	3rd	11:26	4.60	72.5	17.5	1.80	25.60								
	4th	11:27	4.59	77.8	17.8	1.97	18.01								
	5th	11:28	4.50	80.1	17.9	1.93	17.4								
	Sampling														
MW-30	Initial		A BD								39-49				
	1st														
	2nd														
	3rd														
	4th														
	5th														
	Sampling														
MW-31	Initial	11:07									30-40				Dry ONS
	1st		Dry @ 39.97'												
	2nd														
	3rd														
	4th														
	5th														
	Sampling														
MW-32	Initial	11:12	4.59	74.6	19.4	5.21	9.80		27.08		30-40	2.92	0.48	2.50 gal	No odor
	1st	11:13	4.47	66.9	19.2	4.71	20.88						2.40		
	2nd	11:14	4.94	94.8	18.2	4.30	23.60								
	3rd	11:15	4.40	110.2	18.3	4.20	25.11								
	4th	11:16	4.32	120.8	18.3	4.18	20.01								
	5th	11:17	4.30	122.5	18.4	4.11	18.10								
	Sampling														

*= (Depth of Well) - (Depth to Water = Water Height

One Well Volume =x.047 for 1" wells * x .163 for 2" wells, or * x .66 for 4" wells, 1.469 for 6" wells

**= One Well Volume x 5 = Gallons Purged (calculated)

Casing	Gallons
1"	0.047
2"	0.163
4"	0.653
6"	1.469

Sampling Case#	Ph/Conductance SN	DO SN	Turbidity
Case #1	15H101448	17E101302	201301183
Case #2	15E101481	14H103098	201301174
Case #3	17E100512	17E103488	201510251

Midlands Environmental Consultants, Inc.

Monitoring Well Purge And Sampling Data

Field Personnel: HS, TD, DG, MN

Sampling Date(s): 11/4/25

Sampling Case#: 1

Job Name: Unknown 14329

Job Number: 25-5615

Calibration Data for :

Calibration Successful? Yes or No (Please Circle)

pH: (Yes) No

Conductivity: (Yes) No

Dissolved Oxygen: (Yes) No

Turbidity: Conductivity Calibrated Every 3 Months by QA Manager

Well No.	Purge Volume	Sample Time	pH(i)	cond(i)	Temp. (°C)	DO (mg/l)	Turbidity (NTU)	Depth to (feet): product	Depth to (feet): initial H_2O	Depth to (feet): final H_2O	Well Depth (feet)	Water Height *(feet)	Gallons Purged **calc.	Gallons Purged actual	Notes
Dw-1	Initial	13:15	6.68	57.2	18.1	2.27	9.15		34.35		60 - 65	30.65	25	25 gal	No odor
	1st	13:20	6.40	50.1	17.9	2.50	11.10								
	2nd	13:25	6.37	47.1	17.8	2.55	16.80								
	3rd	13:30	6.40	44.3	17.7	2.66	15.09								
	4th	13:35	6.30	40.4	17.6	2.78	14.10								
	5th	13:40	6.27	38.7	17.3	2.98	10.20						25		
	Sampling														
Dw-2	Initial	12:00	6.80	76.3	19.5	2.01	9.42		40.62		60 - 65	24.38	3.97	20 gal	Slight odor
	1st	12:04	6.72	70.1	19.3	2.10	11.10								
	2nd	12:08	6.71	66.4	19.2	2.15	13.89								
	3rd	12:12	6.20	60.3	19.1	2.18	15.11								
	4th	12:16	6.10	58.1	19.1	2.29	10.08								
	5th	12:20	6.02	55.9	19.1	2.33	9.90						19.65		
	Sampling														
Dw-3	Initial	12:25	5.76	68.9	17.1	2.32	9.84		40.89		60 - 65	24.11	3.93	19.75 gal	No odor
	1st	12:29	5.50	67.1	16.5	2.50	12.60								
	2nd	12:33	5.47	62.4	16.8	2.66	13.44								
	3rd	12:37	5.40	61.7	16.9	2.80	14.10								
	4th	12:41	5.38	60.8	17.3	2.88	12.80								
	5th	12:45	5.33	59.5	17.4	2.91	9.94						19.65		
	Sampling														
Dw-4	Initial	11:06	6.27	68.2	18.2	2.70	9.90		41.20		58 - 63	21.80	3.55	17.75 gal	Slight odor
	1st	11:10	4.47	42.7	18.3	2.92	19.20								
	2nd	11:14	4.86	37.8	18.3	2.90	23.80								
	3rd	11:18	4.40	33.2	18.2	2.87	17.40								
	4th	11:22	4.30	34.1	18.2	2.80	12.10								
	5th	11:26	4.38	35.3	18.1	2.82	9.95						17.75		DUP-1
	Sampling														

*= (Depth of Well) - (Depth to Water = Water Height

One Well Volume =x.047 for 1" wells * x .163 for 2" wells, or * x .66 for 4" wells, 1.469 for 6" wells

**= One Well Volume x 5 = Gallons Purged (calculated)

Casing	Gallons
1"	0.047
2"	0.163
4"	0.653
6"	1.469

Sampling Case#	Ph/Conductance SN	DO SN	Turbidity
Case #1	15H101448	17E101302	201301183
Case #2	15E101481	14H103098	201301174
Case #3	17E100512	17E103488	201510251

Midlands Environmental Consultants, Inc.

Monitoring Well Purge And Sampling Data

Field Personnel: HS, TD, DG, MN

Sampling Date(s): 11/4/25

Sampling Case#: 1

Job Name: Unknown 10324

Job Number: 25-5615

Calibration Data for :

Calibration Successful? Yes or No (Please Circle)

pH: Yes No

Conductivity: Yes No

Dissolved Oxygen: Yes No

Turbidity: Conductivity Calibrated Every 3 Months by QA Manager

Well No.	Purge Volume	Sample Time	pH(i)	cond(i)	Temp. (°C)	DO (mg/l)	Turbidity (NTU)	Depth to (feet): product	Depth to (feet): initial H_2O	Depth to (feet): final H_2O	Well Depth (feet)	Water Height *(feet)	Gallons Purged **calc.	Gallons Purged actual	Notes
DW-5	Initial	11:52	6.60	309.5	17.6	2.84	9.49		41.97		59 – 64	22.03	3.59	18 gal	No odor
	1st	11:56	6.54	300.1	17.4	2.40	11.10								
	2nd	12:00	6.48	288.6	17.4	2.97	12.60								
	3rd	12:04	6.44	282.1	17.5	3.04	13.05								
	4th	12:08	6.40	277.4	17.6	3.05	10.80								
	5th	12:12	6.37	270.1	17.8	3.08	9.88						17.95		
	Sampling														
DW-6	Initial	11:31	8.36	238.2	19.8	3.59	9.89		36.32		60 – 65	28.68	4.67	23.50 gal	No odor
	1st	11:36	8.27	230.1	19.7	3.86	12.10								
	2nd	11:41	8.20	212.8	19.6	3.88	15.90								
	3rd	11:45	8.15	210.5	19.5	3.91	14.01								
	4th	11:50	8.10	202.4	19.4	3.93	11.86								
	5th	11:55	8.08	200.8	19.3	3.94	9.94						23.35		
	Sampling														
DDW-1	Initial	10:30	83.5'		Sampled Hydrasleeve		✓		63.00		80 – 120				
	1st	10:31	92.5'												
	2nd	10:40	102.5'												
	3rd	10:42	112.5'												
	4th	10:48	119.5'												
	5th														
	Sampling														
DDW-2	Initial	11:05	7.37	316.8	19.2	7.97	9.42		39.40		85 – 90	50.60	8.25	41.25 gal	No odor
	1st	11:14	8.31	532	18.8	2.32	11.10								
	2nd	11:23	8.50	561	18.0	2.20	12.62								
	3rd	11:31	8.99	580	17.8	2.18	13.80								
	4th	11:40	9.10	599	17.9	2.10	11.01								
	5th	11:49	9.08	607	17.3	2.01	9.90						41.25		
	Sampling														

*= (Depth of Well) - (Depth to Water = **Water Height**

One Well Volume =x.047 for 1" wells * x .163 for 2" wells, or * x .66 for 4" wells, 1.469 for 6" wells

= One Well Volume x 5 = **Gallons Purged (calculated)

Casing	Gallons
1"	0.047
2"	0.163
4"	0.653
6"	1.469

Sampling Case#	Ph/Conductance SN	DO SN	Turbidity
Case #1	15H101448	17E101302	201301183
Case #2	15E101481	14H103098	201301174
Case #3	17E100512	17E103488	201510251

Midlands Environmental Consultants, Inc.

Monitoring Well Purge And Sampling Data

Field Personnel: HS, TD, DG, MA

Sampling Date(s): 11/4/25

Sampling Case#: 1

Job Name: Unknown 14324

Job Number: 25-5615

Calibration Data for :

Calibration Successful? Yes or No (Please Circle)

pH: Yes No

Conductivity: Yes No

Dissolved Oxygen: Yes No

Turbidity: Conductivity Calibrated Every 3 Months by QA Manager

Well No.	Purge Volume	Sample Time	pH(i)	cond(i)	Temp. (°C)	DO (mg/l)	Turbidity (NTU)	Depth to (feet): product	Depth to (feet): Initial H_2O	Depth to (feet): final H_2O	Well Depth (feet)	Water Height *(feet)	Gallons Purged **calc.	Gallons Purged actual	Notes
DDW-3	Initial	11:08	7.60	130.5	17.0	1.32	9.38								
	1st	11:16	7.70	380.6	16.6	3.40	11.16								
	2nd	11:24	7.94	488	16.5	3.44	13.20								
	3rd	11:32	8.16	500	16.4	3.52	15.92								
	4th	11:40	8.20	520	16.3	3.55	10.80								
	5th	11:48	8.22	523	16.2	3.59	9.50								
	Sampling								42.40		85 - 90	47.60	7.76 / 38.80	39 gal	NO odor
DDW-4	Initial	11:58	5.70	166.1	19.5	4.00	9.03								
	1st	12:04	5.90	300.8	19.2	4.10	11.10								
	2nd	12:16	6.08	502	19.2	4.08	12.60								
	3rd	12:25	6.12	518	19.1	4.22	12.88								
	4th	12:34	6.14	520	19.1	4.20	10.15								
	5th	12:43	6.24	529	19.1	4.24	9.37								
	Sampling								35.95		85 - 90	54.05	8.81 / 44.05	44.25 gal	NO odor
RW-1	Initial	15:02													
	1st														
	2nd														
	3rd														
	4th		FPP, sampled below					30.42	30.58		20 - 40				4" well FPP
	5th														
	Sampling														
RW-2	Initial	14:55													
	1st														
	2nd														
	3rd		Sampled below		product										4" well FPP
	4th							30.65	30.68		20 - 40				
	5th														
	Sampling		FPP												

*= (Depth of Well) - (Depth to Water = **Water Height**

One Well Volume =x.047 for 1" wells * x .163 for 2" wells, or * x .66 for 4" wells, 1.469 for 6" wells

= One Well Volume x 5 = **Gallons Purged (calculated)

Casing	Gallons
1"	0.047
2"	0.163
4"	0.653
6"	1.469

Sampling Case#	Ph/Conductance SN	DO SN	Turbidity
Case #1	15H101448	17E101302	201301183
Case #2	15E101481	14H103098	201301174
Case #3	17E100512	17E103488	201510251

Midlands Environmental Consultants, Inc.

Monitoring Well Purge And Sampling Data

Field Personnel: HS, TP, DG, MN

Sampling Date(s): 11/4/25

Sampling Case#: 1

Job Name: Unknown 14324

Job Number: 25-5615

Calibration Data for :

Calibration Successful? Yes or No (Please Circle)

pH: Yes No

Conductivity: Yes No

Dissolved Oxygen: Yes No

Turbidity: Conductivity Calibrated Every 3 Months by QA Manager

Well No.	Purge Volume	Sample Time	pH(i)	cond(i)	Temp. (°C)	DO (mg/l)	Turbidity (NTU)	Depth to (feet): product	Depth to (feet): Initial H_2O	Depth to (feet): final H_2O	Well Depth (feet)	Water Height *(feet)	Gallons Purged **calc.	Gallons Purged actual	Notes
RW-3	Initial	15:04						30.64	30.70		20 - 40				4" well 1=PP
	1st														
	2nd														
	3rd	FPP, Sampled below													
	4th														
	5th														
	Sampling														
RW-4	Initial	15:06						31.09	31.18		20 - 40				4" well 1=PP
	1st														
	2nd														
	3rd	FPP, Sampled below													
	4th														
	5th														
	Sampling														
RW-5	Initial	15:10						31.47	31.61		20 - 40				4" well
	1st														
	2nd														
	3rd	FPP, Sampled below													
	4th														
	5th														
	Sampling														
EP-4	Initial	15:13						30.15	30.32		20 - 35				1=PP
	1st														
	2nd														
	3rd	FPP, Sampled below													
	4th														
	5th														
	Sampling														

*= (Depth of Well) - (Depth to Water = **Water Height**

One Well Volume =x.047 for 1" wells * x **.163 for 2" wells**, or * x **.66 for 4" wells**, 1.469 for 6" wells

= One Well Volume x 5 = **Gallons Purged (calculated)

Casing	Gallons
1"	0.047
2"	0.163
4"	0.653
6"	1.469

Sampling Case#	Ph/Conductance SN	DO SN	Turbidity
Case #1	15H101448	17E101302	201301183
Case #2	15E101481	14H103098	201301174
Case #3	17E100512	17E103488	201510251

Midlands Environmental Consultants, Inc.

Monitoring Well Purge And Sampling Data

Field Personnel: HS, TD, DG, MN

Sampling Date(s): 11/4/25

Sampling Case#: 1

Job Name: Unknown 14324

Job Number: 25-5615

Calibration Data for :

Calibration Successful? Yes or No (Please Circle)

pH: Yes No

Conductivity: Yes No

Dissolved Oxygen: Yes No

Turbidity: Conductivity Calibrated Every 3 Months by QA Manager

Well No.	Purge Volume	Sample Time	pH(i)	cond(i)	Temp. (°C)	DO (mg/l)	Turbidity (NTU)	Depth to (feet): product	Depth to (feet): Initial H_2O	Depth to (feet): final H_2O	Well Depth (feet)	Water Height *(feet)	Gallons Purged **calc.	Gallons Purged actual	Notes
EP-12	Initial	14:57						30.92	31.02		20 - 35	—	—	—	FPP
	1st		FPP, Sampled below product										—		
	2nd														
	3rd														
	4th														
	5th														
	Sampling														
EP-16	Initial	14:54	5.78	86.3	18.9	1.28	9.17		31.05		TD: 34.35	3.30	0.54	2.75 gal	odor
	1st	14:57	5.70	200.1	18.8	1.20	13.60								
	2nd	14:58	5.62	224	18.7	1.14	15.90								
	3rd	14:59	5.60	230.6	18.6	1.13	19.08								
	4th	15:01	5.60	248.1	18.7	1.11	15.10						2.70		
	5th	15:02	5.55	240.8	18.8	1.10	17.40								
	Sampling														
EP-20	Initial	14:32	5.18	79.4	18.5	1.26	9.77		31.62		13 - 35	3.35	0.55	2.75 gal	odor
	1st	14:33	5.04	100.1	18.3	1.18	16.10								
	2nd	14:34	5.01	130.2	18.3	1.10	20.11								
	3rd	14:35	4.98	200.4	18.2	1.09	23.62								
	4th	14:36	4.76	208.7	18.4	1.07	19.04						2.75		
	5th	14:37	4.70	212.1	18.1	1.05	17.11								
	Sampling														
SW-1	Initial	13:00	6.89	200.8	18.0	4.70	9.10	(34.689108, -82.996114)							
	1st		Sampled from creek												
	2nd														
	3rd														
	4th														
	5th														
	Sampling														

*= (Depth of Well) - (Depth to Water = **Water Height**

One Well Volume =x.047 for 1" wells * x .163 for 2" wells, or * x .66 for 4" wells, 1.469 for 6" wells

= One Well Volume x 5 = **Gallons Purged (calculated)

Casing	Gallons
1"	0.047
2"	0.163
4"	0.653
6"	1.469

Sampling Case#	Ph/Conductance SN	DO SN	Turbidity
Case #1	15H101448	17E101302	201301183
Case #2	15E101481	14H103098	201301174
Case #3	17E100512	17E103488	201510251

Midlands Environmental Consultants, Inc.

Monitoring Well Purge And Sampling Data

Field Personnel: HS, TD, DG, MN

Sampling Date(s): 11/4/25

Sampling Case#: 1

Job Name: Unknown 14324

Job Number: 25-5615

Calibration Data for :

Calibration Successful? Yes or No (Please Circle)

pH: (Yes) No

Conductivity: (Yes) No

Dissolved Oxygen: (Yes) No

Turbidity: Conductivity Calibrated Every 3 Months by QA Manager

Well No.	Purge Volume	Sample Time	pH(i)	cond(i)	Temp. (°C)	DO (mg/l)	Turbidity (NTU)	Depth to (feet): product	Depth to (feet): initial H_2O	Depth to (feet): final H_2O	Well Depth (feet)	Water Height *(feet)	Gallons Purged **calc.	Gallons Purged actual	Notes
Sw-2	Initial	13:01	7.20	120.6	18.1	2.30	9.40								(34.688505, -82.945634)
	1st														
	2nd		Sample from creek												
	3rd														
	4th														
	5th														
	Sampling														
Sw-3	Initial	13:02	7.18	150.2	18.3	2.50	9.49								(34.688169, -82.945495)
	1st														
	2nd		Sample from creek												
	3rd														
	4th														
	5th														
	Sampling														
Sw-4	Initial	13:03	7.32	128.6	18.2	2.49	9.84								(34.687784, -82.945225)
	1st														
	2nd		Sample from creek												
	3rd														
	4th														
	5th														
	Sampling														
Dup-1	Initial	11:26	dupe of Sw-4, slight odor												
	1st														
Dup-2	2nd	13:37	dupe of MW-20, slight odor												
	3rd														
	4th														
Dup-3	5th	14:10	dupe of MW-12, slight odor												
	Sampling														

*= (Depth of Well) - (Depth to Water = **Water Height**

One Well Volume =x.047 for 1" wells * x **.163 for 2" wells**, or * x **.66 for 4" wells**, 1.469 for 6" wells

= One Well Volume x 5 = **Gallons Purged (calculated)

Casing	Gallons
1"	0.047
2"	0.163
4"	0.653
6"	1.469

Sampling Case#	Ph/Conductance SN	DO SN	Turbidity
Case #1	15H101448	17E101302	201301183
Case #2	15E101481	14H103098	201301174
Case #3	17E100512	17E103488	201510251

Midlands Environmental Consultants, Inc.

Monitoring Well Purge And Sampling Data

Field Personnel: HS, TD, DG, MN

Sampling Date(s): 11/4/25

Sampling Case#: 1

Job Name: Unknown 14329

Job Number: 25-5615

Calibration Data for :

Calibration Successful? Yes or No (Please Circle)

pH: Yes No

Conductivity: Yes No

Dissolved Oxygen: Yes No

Turbidity: Conductivity Calibrated Every 3 Months by QA Manager

Well No.	Purge Volume	Sample Time	pH(i)	cond(i)	Temp. (°C)	DO (mg/l)	Turbidity (NTU)	Depth to (feet): product	Depth to (feet): Initial H_2O	Depth to (feet): final H_2O	Well Depth (feet)	Water Height *(feet)	Gallons Purged **calc.	Gallons Purged actual	Notes
FB	Initial														
	1st	15:30													
TB-1	2nd	0800													
	3rd														
TB-2	4th	0800													
	5th														
	Sampling														
TB-3	Initial														
	1st														
	2nd														
	3rd														
	4th														
GAC	5th	15:35													
	Sampling														
	Initial														
	1st														
	2nd														
	3rd														
	4th														
	5th														
	Sampling														
	Initial														
	1st														
	2nd														
	3rd														
	4th														
	5th														
	Sampling														

*= (Depth of Well) - (Depth to Water = **Water Height**

One Well Volume =x.047 for 1" wells * x **.163 for 2" wells**, or * x **.66 for 4" wells**, 1.469 for 6" wells

= One Well Volume x 5 = **Gallons Purged (calculated)

Casing	Gallons
1"	0.047
2"	0.163
4"	0.653
6"	1.469

Sampling Case#	Ph/Conductance SN	DO SN	Turbidity
Case #1	15H101448	17E101302	201301183
Case #2	15E101481	14H103098	201301174
Case #3	17E100512	17E103488	201510251

Pace Analytical Services, LLC
9800 Kincey Ave. Suite 100
Huntersville, NC 28078
(704)875-9092

November 12, 2025

Mr. Bryan Shane, P.G.
Midlands Environmental
PO Box 854
Lexington, SC 29071

RE: Project: UST UNKNOWN #14324
Pace Project No.: 92827694

Dear Mr. Shane, P.G.:

Enclosed are the analytical results for sample(s) received by the laboratory on November 05, 2025. The results relate only to the samples included in this report. Results reported herein conform to the applicable TNI/NELAC Standards and the laboratory's Quality Manual, where applicable, unless otherwise noted in the body of the report.

The test results provided in this final report were generated by each of the following laboratories within the Pace Network:

- Pace Analytical Services - Charlotte

If you have any questions concerning this report, please feel free to contact me.

Sincerely,

Anna Johnson
anna.johnson@pacelabs.com
(704)875-9092
Project Manager

Enclosures

cc: Mr. Jeff Coleman, Midlands Environmental

This report shall not be reproduced, except in full,
without the written consent of Pace Analytical Services, LLC.

Pace Analytical Services, LLC
9800 Kincey Ave. Suite 100
Huntersville, NC 28078
(704)875-9092

CERTIFICATIONS

Project: UST UNKNOWN #14324
Pace Project No.: 92827694

Pace Analytical Services Charlotte

South Carolina Laboratory ID: 99006
9800 Kincey Ave. Ste 100, Huntersville, NC 28078
North Carolina Drinking Water Certification #: 37706
North Carolina Field Services Certification #: 5342
North Carolina Wastewater Certification #: 12
South Carolina Laboratory ID: 99006
South Carolina Certification #: 99006001
South Carolina Drinking Water Cert. #: 99006003
Florida/NELAP Certification #: E87627
Kentucky UST Certification #: 84
Louisiana DoH Drinking Water #: LA029
Virginia/VELAP Certification #: 460221

REPORT OF LABORATORY ANALYSIS

This report shall not be reproduced, except in full,
without the written consent of Pace Analytical Services, LLC.

Pace Analytical Services, LLC
9800 Kincey Ave. Suite 100
Huntersville, NC 28078
(704)875-9092

SAMPLE ANALYTE COUNT

Project: UST UNKNOWN #14324
Pace Project No.: 92827694

Lab ID	Sample ID	Method	Analysts	Analytes Reported	Laboratory
92827694001	**MW-1**	EPA 8011	BAJ	2	PASI-C
		EPA 8260D	LMB	20	PASI-C
92827694002	**MW-2**	EPA 8011	BAJ	2	PASI-C
		EPA 8260D	LMB	20	PASI-C
92827694003	**MW-4**	EPA 8011	BAJ	2	PASI-C
		EPA 8260D	LMB	20	PASI-C
92827694004	**MW-5**	EPA 8011	BAJ	2	PASI-C
		EPA 8260D	LMB	20	PASI-C
92827694005	**MW-12**	EPA 8011	BAJ	2	PASI-C
		EPA 8260D	LMB	20	PASI-C
92827694006	**MW-13**	EPA 8011	BAJ	2	PASI-C
		EPA 8260D	TMH	20	PASI-C
92827694007	**MW-19R**	EPA 8011	BAJ	2	PASI-C
		EPA 8260D	LMB	20	PASI-C
92827694008	**MW-20**	EPA 8011	BAJ	2	PASI-C
		EPA 8260D	LMB	20	PASI-C
92827694009	**MW-21R**	EPA 8011	BAJ	2	PASI-C
		EPA 8260D	LMB	20	PASI-C
92827694010	**MW-22**	EPA 8011	BAJ	2	PASI-C
		EPA 8260D	LMB	20	PASI-C
92827694011	**MW-24**	EPA 8011	BAJ	2	PASI-C
		EPA 8260D	SAS	20	PASI-C
92827694012	**MW-25**	EPA 8011	BAJ	2	PASI-C
		EPA 8260D	LMB	20	PASI-C
92827694013	**MW-26**	EPA 8011	BAJ	2	PASI-C
		EPA 8260D	LMB	20	PASI-C
92827694014	**MW-27**	EPA 8011	BAJ	2	PASI-C
		EPA 8260D	LMB	20	PASI-C
92827694015	**MW-28**	EPA 8011	BAJ	2	PASI-C
		EPA 8260D	LMB	20	PASI-C
92827694016	**MW-29**	EPA 8011	BAJ	2	PASI-C
		EPA 8260D	SAS	20	PASI-C
92827694017	**MW-32**	EPA 8011	BAJ	2	PASI-C
		EPA 8260D	LMB	20	PASI-C
92827694018	**DW-1**	EPA 8011	BAJ	2	PASI-C
		EPA 8260D	LMB	20	PASI-C
92827694019	**DW-2**	EPA 8011	BAJ	2	PASI-C

This report shall not be reproduced, except in full,
without the written consent of Pace Analytical Services, LLC.

Pace Analytical Services, LLC
9800 Kincey Ave. Suite 100
Huntersville, NC 28078
(704)875-9092

SAMPLE ANALYTE COUNT

Project: UST UNKNOWN #14324
Pace Project No.: 92827694

Lab ID	Sample ID	Method	Analysts	Analytes Reported	Laboratory
		EPA 8260D	LMB	20	PASI-C
92827694020	DW-3	EPA 8011	BAJ	2	PASI-C
		EPA 8260D	LMB	20	PASI-C
92827694021	DW-4	EPA 8011	BAJ	2	PASI-C
		EPA 8260D	LMB	20	PASI-C
92827694022	DW-5	EPA 8011	BAJ	2	PASI-C
		EPA 8260D	LMB	20	PASI-C
92827694023	DW-6	EPA 8011	BAJ	2	PASI-C
		EPA 8260D	LMB	20	PASI-C
92827694024	DDW-1 (83.5)	EPA 8011	BAJ	2	PASI-C
		EPA 8260D	LMB	20	PASI-C
92827694025	DDW-1 (92.5)	EPA 8011	BAJ	2	PASI-C
		EPA 8260D	LMB	20	PASI-C
92827694026	DDW-1 (102.5)	EPA 8011	BAJ	2	PASI-C
		EPA 8260D	LMB	20	PASI-C
92827694027	DDW-1 (112.5)	EPA 8011	BAJ	2	PASI-C
		EPA 8260D	LMB	20	PASI-C
92827694028	DDW-1 (119.5)	EPA 8011	BAJ	2	PASI-C
		EPA 8260D	LMB	20	PASI-C
92827694029	DDW-2	EPA 8011	BAJ	2	PASI-C
		EPA 8260D	LMB	20	PASI-C
92827694030	DDW-3	EPA 8011	BAJ	2	PASI-C
		EPA 8260D	LMB	20	PASI-C
92827694031	DDW-4	EPA 8011	BAJ	2	PASI-C
		EPA 8260D	LMB	20	PASI-C
92827694032	RW-1	EPA 8011	BAJ	2	PASI-C
		EPA 8260D	LMB	20	PASI-C
92827694033	RW-2	EPA 8011	BAJ	2	PASI-C
		EPA 8260D	SAS	20	PASI-C
92827694034	RW-3	EPA 8011	BAJ	2	PASI-C
		EPA 8260D	LMB	20	PASI-C
92827694035	RW-4	EPA 8011	BAJ	2	PASI-C
		EPA 8260D	LMB	20	PASI-C
92827694036	RW-5	EPA 8011	BAJ	2	PASI-C
		EPA 8260D	LMB	20	PASI-C
92827694037	EP-4	EPA 8011	BAJ	2	PASI-C
		EPA 8260D	LMB	20	PASI-C

This report shall not be reproduced, except in full,
without the written consent of Pace Analytical Services, LLC.

Pace Analytical Services, LLC
9800 Kincey Ave. Suite 100
Huntersville, NC 28078
(704)875-9092

SAMPLE ANALYTE COUNT

Project: UST UNKNOWN #14324
Pace Project No.: 92827694

Lab ID	Sample ID	Method	Analysts	Analytes Reported	Laboratory
92827694038	**EP-12**	EPA 8011	BAJ	2	PASI-C
		EPA 8260D	LMB	20	PASI-C
92827694039	**EP-16**	EPA 8011	BAJ	2	PASI-C
		EPA 8260D	LMB	20	PASI-C
92827694040	**EP-20**	EPA 8011	BAJ	2	PASI-C
		EPA 8260D	LMB	20	PASI-C
92827694041	**SW-1**	EPA 8011	BAJ	2	PASI-C
		EPA 8260D	TMH	20	PASI-C
92827694042	**SW-2**	EPA 8011	BAJ	2	PASI-C
		EPA 8260D	TMH	20	PASI-C
92827694043	**SW-3**	EPA 8011	BAJ	2	PASI-C
		EPA 8260D	TMH	20	PASI-C
92827694044	**SW-4**	EPA 8011	BAJ	2	PASI-C
		EPA 8260D	TMH	20	PASI-C
92827694045	**DUP-1**	EPA 8011	BAJ	2	PASI-C
		EPA 8260D	SAS	20	PASI-C
92827694046	**DUP-2**	EPA 8011	BAJ	2	PASI-C
		EPA 8260D	SAS	20	PASI-C
92827694047	**DUP-3**	EPA 8011	BAJ	2	PASI-C
		EPA 8260D	SAS	20	PASI-C
92827694048	**FB**	EPA 8011	BAJ	2	PASI-C
		EPA 8260D	LMB	20	PASI-C
92827694049	**GAC**	EPA 8011	BAJ	2	PASI-C
		EPA 8260D	LMB	20	PASI-C
92827694050	**TB-1**	EPA 8260D	LMB	20	PASI-C
92827694051	**TB-2**	EPA 8260D	LMB	20	PASI-C

PASI-C = Pace Analytical Services - Charlotte

This report shall not be reproduced, except in full,
without the written consent of Pace Analytical Services, LLC.

Pace Analytical Services, LLC
9800 Kincey Ave. Suite 100
Huntersville, NC 28078
(704)875-9092

ANALYTICAL RESULTS

Project: UST UNKNOWN #14324
Pace Project No.: 92827694

Sample: MW-1 **Lab ID: 92827694001** Collected: 11/04/25 15:20 Received: 11/05/25 12:45 Matrix: Water

Parameters	Results	Units	Report Limit	DF	Prepared	Analyzed	CAS No.	Qual
8011 GCS EDB and DBCP	Analytical Method: EPA 8011 Preparation Method: EPA 8011 Pace Analytical Services - Charlotte							
1,2-Dibromoethane (EDB)	ND	ug/L	0.022	1	11/06/25 07:09	11/07/25 14:17	106-93-4	
Surrogates								
1-Chloro-2-bromopropane (S)	27	%	60-140	1	11/06/25 07:09	11/07/25 14:17	301-79-56	S2
8260 MSV	Analytical Method: EPA 8260D Pace Analytical Services - Charlotte							
tert-Amyl Alcohol	ND	ug/L	10000	100		11/10/25 21:14	75-85-4	
tert-Amylmethyl ether	ND	ug/L	1000	100		11/10/25 21:14	994-05-8	
Benzene	ND	ug/L	500	100		11/10/25 21:14	71-43-2	
3,3-Dimethyl-1-Butanol	ND	ug/L	10000	100		11/10/25 21:14	624-95-3	
tert-Butyl Alcohol	ND	ug/L	10000	100		11/10/25 21:14	75-65-0	
tert-Butyl Formate	ND	ug/L	5000	100		11/10/25 21:14	762-75-4	
1,2-Dichloroethane	ND	ug/L	500	100		11/10/25 21:14	107-06-2	
Diisopropyl ether	ND	ug/L	500	100		11/10/25 21:14	108-20-3	
Ethanol	ND	ug/L	20000	100		11/10/25 21:14	64-17-5	
Ethylbenzene	**1430**	ug/L	500	100		11/10/25 21:14	100-41-4	
Ethyl-tert-butyl ether	ND	ug/L	1000	100		11/10/25 21:14	637-92-3	
Methyl-tert-butyl ether	ND	ug/L	500	100		11/10/25 21:14	1634-04-4	
Naphthalene	**1830**	ug/L	500	100		11/10/25 21:14	91-20-3	
Toluene	ND	ug/L	500	100		11/10/25 21:14	108-88-3	
Xylene (Total)	**8810**	ug/L	500	100		11/10/25 21:14	1330-20-7	
m&p-Xylene	**8070**	ug/L	1000	100		11/10/25 21:14	179601-23-1	
o-Xylene	**743**	ug/L	500	100		11/10/25 21:14	95-47-6	
Surrogates								
4-Bromofluorobenzene (S)	103	%	70-130	100		11/10/25 21:14	460-00-4	D3
1,2-Dichloroethane-d4 (S)	98	%	70-130	100		11/10/25 21:14	17060-07-0	
Toluene-d8 (S)	99	%	70-130	100		11/10/25 21:14	2037-26-5	

REPORT OF LABORATORY ANALYSIS

This report shall not be reproduced, except in full,
without the written consent of Pace Analytical Services, LLC.

Pace Analytical Services, LLC
9800 Kincey Ave. Suite 100
Huntersville, NC 28078
(704)875-9092

ANALYTICAL RESULTS

Project: UST UNKNOWN #14324
Pace Project No.: 92827694

Sample: MW-2 **Lab ID: 92827694002** Collected: 11/04/25 13:43 Received: 11/05/25 12:45 Matrix: Water

Parameters	Results	Units	Report Limit	DF	Prepared	Analyzed	CAS No.	Qual
8011 GCS EDB and DBCP	Analytical Method: EPA 8011 Preparation Method: EPA 8011 Pace Analytical Services - Charlotte							
1,2-Dibromoethane (EDB)	**250**	ug/L	39.8	2000	11/11/25 08:31	11/11/25 12:07	106-93-4	D6
Surrogates								
1-Chloro-2-bromopropane (S)	0	%	60-140	2000	11/11/25 08:31	11/11/25 12:07	301-79-56	S4
8260 MSV	Analytical Method: EPA 8260D Pace Analytical Services - Charlotte							
tert-Amyl Alcohol	ND	ug/L	12500	125		11/06/25 19:34	75-85-4	
tert-Amylmethyl ether	ND	ug/L	1250	125		11/06/25 19:34	994-05-8	
Benzene	**7460**	ug/L	625	125		11/06/25 19:34	71-43-2	
3,3-Dimethyl-1-Butanol	ND	ug/L	12500	125		11/06/25 19:34	624-95-3	
tert-Butyl Alcohol	ND	ug/L	12500	125		11/06/25 19:34	75-65-0	
tert-Butyl Formate	ND	ug/L	6250	125		11/06/25 19:34	762-75-4	
1,2-Dichloroethane	ND	ug/L	625	125		11/06/25 19:34	107-06-2	
Diisopropyl ether	ND	ug/L	625	125		11/06/25 19:34	108-20-3	
Ethanol	ND	ug/L	25000	125		11/06/25 19:34	64-17-5	
Ethylbenzene	**1550**	ug/L	625	125		11/06/25 19:34	100-41-4	
Ethyl-tert-butyl ether	ND	ug/L	1250	125		11/06/25 19:34	637-92-3	
Methyl-tert-butyl ether	ND	ug/L	625	125		11/06/25 19:34	1634-04-4	
Naphthalene	**554J**	ug/L	625	125		11/06/25 19:34	91-20-3	
Toluene	**19600**	ug/L	625	125		11/06/25 19:34	108-88-3	
Xylene (Total)	**9000**	ug/L	625	125		11/06/25 19:34	1330-20-7	
m&p-Xylene	**6130**	ug/L	1250	125		11/06/25 19:34	179601-23-1	
o-Xylene	**2870**	ug/L	625	125		11/06/25 19:34	95-47-6	
Surrogates								
4-Bromofluorobenzene (S)	98	%	70-130	125		11/06/25 19:34	460-00-4	
1,2-Dichloroethane-d4 (S)	89	%	70-130	125		11/06/25 19:34	17060-07-0	
Toluene-d8 (S)	99	%	70-130	125		11/06/25 19:34	2037-26-5	

REPORT OF LABORATORY ANALYSIS

This report shall not be reproduced, except in full,
without the written consent of Pace Analytical Services, LLC.

Pace Analytical Services, LLC
9800 Kincey Ave. Suite 100
Huntersville, NC 28078
(704)875-9092

ANALYTICAL RESULTS

Project: UST UNKNOWN #14324
Pace Project No.: 92827694

Sample: MW-4 **Lab ID: 92827694003** Collected: 11/04/25 14:50 Received: 11/05/25 12:45 Matrix: Water

Parameters	Results	Units	Report Limit	DF	Prepared	Analyzed	CAS No.	Qual
8011 GCS EDB and DBCP	Analytical Method: EPA 8011 Preparation Method: EPA 8011 Pace Analytical Services - Charlotte							
1,2-Dibromoethane (EDB)	**211**	ug/L	10.2	500	11/11/25 08:31	11/11/25 12:18	106-93-4	M1
Surrogates								
1-Chloro-2-bromopropane (S)	0	%	60-140	500	11/11/25 08:31	11/11/25 12:18	301-79-56	S4
8260 MSV	Analytical Method: EPA 8260D Pace Analytical Services - Charlotte							
tert-Amyl Alcohol	ND	ug/L	20000	200		11/10/25 21:50	75-85-4	
tert-Amylmethyl ether	ND	ug/L	2000	200		11/10/25 21:50	994-05-8	
Benzene	**23500**	ug/L	1000	200		11/10/25 21:50	71-43-2	
3,3-Dimethyl-1-Butanol	ND	ug/L	20000	200		11/10/25 21:50	624-95-3	
tert-Butyl Alcohol	ND	ug/L	20000	200		11/10/25 21:50	75-65-0	
tert-Butyl Formate	ND	ug/L	10000	200		11/10/25 21:50	762-75-4	
1,2-Dichloroethane	ND	ug/L	1000	200		11/10/25 21:50	107-06-2	
Diisopropyl ether	ND	ug/L	1000	200		11/10/25 21:50	108-20-3	
Ethanol	ND	ug/L	40000	200		11/10/25 21:50	64-17-5	
Ethylbenzene	**1610**	ug/L	1000	200		11/10/25 21:50	100-41-4	
Ethyl-tert-butyl ether	ND	ug/L	2000	200		11/10/25 21:50	637-92-3	
Methyl-tert-butyl ether	ND	ug/L	1000	200		11/10/25 21:50	1634-04-4	
Naphthalene	**1140**	ug/L	1000	200		11/10/25 21:50	91-20-3	
Toluene	**27200**	ug/L	1000	200		11/10/25 21:50	108-88-3	
Xylene (Total)	**12000**	ug/L	1000	200		11/10/25 21:50	1330-20-7	
m&p-Xylene	**8080**	ug/L	2000	200		11/10/25 21:50	179601-23-1	
o-Xylene	**3930**	ug/L	1000	200		11/10/25 21:50	95-47-6	
Surrogates								
4-Bromofluorobenzene (S)	100	%	70-130	200		11/10/25 21:50	460-00-4	
1,2-Dichloroethane-d4 (S)	97	%	70-130	200		11/10/25 21:50	17060-07-0	
Toluene-d8 (S)	100	%	70-130	200		11/10/25 21:50	2037-26-5	

REPORT OF LABORATORY ANALYSIS

This report shall not be reproduced, except in full,
without the written consent of Pace Analytical Services, LLC.

Pace Analytical Services, LLC
9800 Kincey Ave. Suite 100
Huntersville, NC 28078
(704)875-9092

ANALYTICAL RESULTS

Project: UST UNKNOWN #14324
Pace Project No.: 92827694

Sample: MW-5 **Lab ID: 92827694004** Collected: 11/04/25 14:43 Received: 11/05/25 12:45 Matrix: Water

Parameters	Results	Units	Report Limit	DF	Prepared	Analyzed	CAS No.	Qual
8011 GCS EDB and DBCP	Analytical Method: EPA 8011 Preparation Method: EPA 8011 Pace Analytical Services - Charlotte							
1,2-Dibromoethane (EDB)	ND	ug/L	0.020	1	11/06/25 07:09	11/07/25 15:24	106-93-4	
Surrogates								
1-Chloro-2-bromopropane (S)	94	%	60-140	1	11/06/25 07:09	11/07/25 15:24	301-79-56	
8260 MSV	Analytical Method: EPA 8260D Pace Analytical Services - Charlotte							
tert-Amyl Alcohol	ND	ug/L	100	1		11/06/25 13:05	75-85-4	
tert-Amylmethyl ether	ND	ug/L	10.0	1		11/06/25 13:05	994-05-8	
Benzene	**8.4**	ug/L	5.0	1		11/06/25 13:05	71-43-2	
3,3-Dimethyl-1-Butanol	ND	ug/L	100	1		11/06/25 13:05	624-95-3	
tert-Butyl Alcohol	ND	ug/L	100	1		11/06/25 13:05	75-65-0	
tert-Butyl Formate	ND	ug/L	50.0	1		11/06/25 13:05	762-75-4	P5
1,2-Dichloroethane	ND	ug/L	5.0	1		11/06/25 13:05	107-06-2	
Diisopropyl ether	ND	ug/L	5.0	1		11/06/25 13:05	108-20-3	
Ethanol	ND	ug/L	200	1		11/06/25 13:05	64-17-5	
Ethylbenzene	**3.0J**	ug/L	5.0	1		11/06/25 13:05	100-41-4	
Ethyl-tert-butyl ether	ND	ug/L	10.0	1		11/06/25 13:05	637-92-3	
Methyl-tert-butyl ether	ND	ug/L	5.0	1		11/06/25 13:05	1634-04-4	
Naphthalene	ND	ug/L	5.0	1		11/06/25 13:05	91-20-3	
Toluene	ND	ug/L	5.0	1		11/06/25 13:05	108-88-3	
Xylene (Total)	**6.0**	ug/L	5.0	1		11/06/25 13:05	1330-20-7	
m&p-Xylene	**6.0J**	ug/L	10.0	1		11/06/25 13:05	179601-23-1	
o-Xylene	ND	ug/L	5.0	1		11/06/25 13:05	95-47-6	
Surrogates								
4-Bromofluorobenzene (S)	98	%	70-130	1		11/06/25 13:05	460-00-4	
1,2-Dichloroethane-d4 (S)	101	%	70-130	1		11/06/25 13:05	17060-07-0	
Toluene-d8 (S)	100	%	70-130	1		11/06/25 13:05	2037-26-5	

REPORT OF LABORATORY ANALYSIS

This report shall not be reproduced, except in full,
without the written consent of Pace Analytical Services, LLC.

Pace Analytical Services, LLC
9800 Kincey Ave. Suite 100
Huntersville, NC 28078
(704)875-9092

ANALYTICAL RESULTS

Project: UST UNKNOWN #14324
Pace Project No.: 92827694

Sample: MW-12 **Lab ID: 92827694005** Collected: 11/04/25 14:10 Received: 11/05/25 12:45 Matrix: Water

Parameters	Results	Units	Report Limit	DF	Prepared	Analyzed	CAS No.	Qual
8011 GCS EDB and DBCP	Analytical Method: EPA 8011 Preparation Method: EPA 8011 Pace Analytical Services - Charlotte							
1,2-Dibromoethane (EDB)	**29.0**	ug/L	2.0	100	11/11/25 08:31	11/11/25 12:51	106-93-4	
Surrogates								
1-Chloro-2-bromopropane (S)	0	%	60-140	100	11/11/25 08:31	11/11/25 12:51	301-79-56	S4
8260 MSV	Analytical Method: EPA 8260D Pace Analytical Services - Charlotte							
tert-Amyl Alcohol	ND	ug/L	5000	50		11/06/25 18:20	75-85-4	
tert-Amylmethyl ether	ND	ug/L	500	50		11/06/25 18:20	994-05-8	
Benzene	**1600**	ug/L	250	50		11/06/25 18:20	71-43-2	
3,3-Dimethyl-1-Butanol	ND	ug/L	5000	50		11/06/25 18:20	624-95-3	
tert-Butyl Alcohol	ND	ug/L	5000	50		11/06/25 18:20	75-65-0	
tert-Butyl Formate	ND	ug/L	2500	50		11/06/25 18:20	762-75-4	
1,2-Dichloroethane	ND	ug/L	250	50		11/06/25 18:20	107-06-2	
Diisopropyl ether	ND	ug/L	250	50		11/06/25 18:20	108-20-3	
Ethanol	ND	ug/L	10000	50		11/06/25 18:20	64-17-5	
Ethylbenzene	**296**	ug/L	250	50		11/06/25 18:20	100-41-4	
Ethyl-tert-butyl ether	ND	ug/L	500	50		11/06/25 18:20	637-92-3	
Methyl-tert-butyl ether	ND	ug/L	250	50		11/06/25 18:20	1634-04-4	
Naphthalene	**268**	ug/L	250	50		11/06/25 18:20	91-20-3	
Toluene	**5120**	ug/L	250	50		11/06/25 18:20	108-88-3	
Xylene (Total)	**3410**	ug/L	250	50		11/06/25 18:20	1330-20-7	
m&p-Xylene	**2250**	ug/L	500	50		11/06/25 18:20	179601-23-1	
o-Xylene	**1160**	ug/L	250	50		11/06/25 18:20	95-47-6	
Surrogates								
4-Bromofluorobenzene (S)	97	%	70-130	50		11/06/25 18:20	460-00-4	
1,2-Dichloroethane-d4 (S)	91	%	70-130	50		11/06/25 18:20	17060-07-0	
Toluene-d8 (S)	99	%	70-130	50		11/06/25 18:20	2037-26-5	

REPORT OF LABORATORY ANALYSIS

This report shall not be reproduced, except in full,
without the written consent of Pace Analytical Services, LLC.

Pace Analytical Services, LLC
9800 Kincey Ave. Suite 100
Huntersville, NC 28078
(704)875-9092

ANALYTICAL RESULTS

Project: UST UNKNOWN #14324
Pace Project No.: 92827694

Sample: MW-13 **Lab ID: 92827694006** Collected: 11/04/25 13:57 Received: 11/05/25 12:45 Matrix: Water

Parameters	Results	Units	Report Limit	DF	Prepared	Analyzed	CAS No.	Qual
8011 GCS EDB and DBCP	Analytical Method: EPA 8011 Preparation Method: EPA 8011 Pace Analytical Services - Charlotte							
1,2-Dibromoethane (EDB)	**154**	ug/L	4.2	200	11/11/25 08:31	11/12/25 12:19	106-93-4	
Surrogates								
1-Chloro-2-bromopropane (S)	0	%	60-140	200	11/11/25 08:31	11/12/25 12:19	301-79-56	S4
8260 MSV	Analytical Method: EPA 8260D Pace Analytical Services - Charlotte							
tert-Amyl Alcohol	ND	ug/L	5000	50		11/11/25 15:04	75-85-4	
tert-Amylmethyl ether	ND	ug/L	500	50		11/11/25 15:04	994-05-8	
Benzene	**4270**	ug/L	250	50		11/11/25 15:04	71-43-2	
3,3-Dimethyl-1-Butanol	ND	ug/L	5000	50		11/11/25 15:04	624-95-3	
tert-Butyl Alcohol	ND	ug/L	5000	50		11/11/25 15:04	75-65-0	
tert-Butyl Formate	ND	ug/L	2500	50		11/11/25 15:04	762-75-4	
1,2-Dichloroethane	ND	ug/L	250	50		11/11/25 15:04	107-06-2	
Diisopropyl ether	ND	ug/L	250	50		11/11/25 15:04	108-20-3	
Ethanol	ND	ug/L	10000	50		11/11/25 15:04	64-17-5	
Ethylbenzene	**1040**	ug/L	250	50		11/11/25 15:04	100-41-4	
Ethyl-tert-butyl ether	ND	ug/L	500	50		11/11/25 15:04	637-92-3	
Methyl-tert-butyl ether	ND	ug/L	250	50		11/11/25 15:04	1634-04-4	
Naphthalene	**355**	ug/L	250	50		11/11/25 15:04	91-20-3	
Toluene	**9930**	ug/L	250	50		11/11/25 15:04	108-88-3	
Xylene (Total)	**5850**	ug/L	250	50		11/11/25 15:04	1330-20-7	
m&p-Xylene	**4230**	ug/L	500	50		11/11/25 15:04	179601-23-1	
o-Xylene	**1620**	ug/L	250	50		11/11/25 15:04	95-47-6	
Surrogates								
4-Bromofluorobenzene (S)	97	%	70-130	50		11/11/25 15:04	460-00-4	
1,2-Dichloroethane-d4 (S)	104	%	70-130	50		11/11/25 15:04	17060-07-0	
Toluene-d8 (S)	98	%	70-130	50		11/11/25 15:04	2037-26-5	

REPORT OF LABORATORY ANALYSIS

This report shall not be reproduced, except in full,
without the written consent of Pace Analytical Services, LLC.

Pace Analytical Services, LLC
9800 Kincey Ave. Suite 100
Huntersville, NC 28078
(704)875-9092

ANALYTICAL RESULTS

Project: UST UNKNOWN #14324
Pace Project No.: 92827694

Sample: MW-19R **Lab ID: 92827694007** Collected: 11/04/25 13:22 Received: 11/05/25 12:45 Matrix: Water

Parameters	Results	Units	Report Limit	DF	Prepared	Analyzed	CAS No.	Qual
8011 GCS EDB and DBCP	Analytical Method: EPA 8011 Preparation Method: EPA 8011 Pace Analytical Services - Charlotte							
1,2-Dibromoethane (EDB)	**0.19**	ug/L	0.020	1	11/11/25 08:31	11/11/25 13:13	106-93-4	
Surrogates								
1-Chloro-2-bromopropane (S)	120	%	60-140	1	11/11/25 08:31	11/11/25 13:13	301-79-56	
8260 MSV	Analytical Method: EPA 8260D Pace Analytical Services - Charlotte							
tert-Amyl Alcohol	ND	ug/L	100	1		11/10/25 19:26	75-85-4	
tert-Amylmethyl ether	ND	ug/L	10.0	1		11/10/25 19:26	994-05-8	
Benzene	**6.8**	ug/L	5.0	1		11/10/25 19:26	71-43-2	
3,3-Dimethyl-1-Butanol	ND	ug/L	100	1		11/10/25 19:26	624-95-3	
tert-Butyl Alcohol	ND	ug/L	100	1		11/10/25 19:26	75-65-0	
tert-Butyl Formate	ND	ug/L	50.0	1		11/10/25 19:26	762-75-4	
1,2-Dichloroethane	ND	ug/L	5.0	1		11/10/25 19:26	107-06-2	
Diisopropyl ether	ND	ug/L	5.0	1		11/10/25 19:26	108-20-3	
Ethanol	ND	ug/L	200	1		11/10/25 19:26	64-17-5	
Ethylbenzene	ND	ug/L	5.0	1		11/10/25 19:26	100-41-4	
Ethyl-tert-butyl ether	ND	ug/L	10.0	1		11/10/25 19:26	637-92-3	
Methyl-tert-butyl ether	ND	ug/L	5.0	1		11/10/25 19:26	1634-04-4	
Naphthalene	**17.7**	ug/L	5.0	1		11/10/25 19:26	91-20-3	
Toluene	ND	ug/L	5.0	1		11/10/25 19:26	108-88-3	
Xylene (Total)	**75.8**	ug/L	5.0	1		11/10/25 19:26	1330-20-7	
m&p-Xylene	**40.7**	ug/L	10.0	1		11/10/25 19:26	179601-23-1	
o-Xylene	**35.1**	ug/L	5.0	1		11/10/25 19:26	95-47-6	
Surrogates								
4-Bromofluorobenzene (S)	101	%	70-130	1		11/10/25 19:26	460-00-4	
1,2-Dichloroethane-d4 (S)	99	%	70-130	1		11/10/25 19:26	17060-07-0	
Toluene-d8 (S)	101	%	70-130	1		11/10/25 19:26	2037-26-5	

REPORT OF LABORATORY ANALYSIS

This report shall not be reproduced, except in full,
without the written consent of Pace Analytical Services, LLC.

Pace Analytical Services, LLC
9800 Kincey Ave. Suite 100
Huntersville, NC 28078
(704)875-9092

ANALYTICAL RESULTS

Project: UST UNKNOWN #14324
Pace Project No.: 92827694

Sample: MW-20 **Lab ID: 92827694008** Collected: 11/04/25 13:37 Received: 11/05/25 12:45 Matrix: Water

Parameters	Results	Units	Report Limit	DF	Prepared	Analyzed	CAS No.	Qual
8011 GCS EDB and DBCP	Analytical Method: EPA 8011 Preparation Method: EPA 8011 Pace Analytical Services - Charlotte							
1,2-Dibromoethane (EDB)	**4.3**	ug/L	0.40	20	11/11/25 08:31	11/12/25 12:30	106-93-4	
Surrogates								
1-Chloro-2-bromopropane (S)	0	%	60-140	20	11/11/25 08:31	11/12/25 12:30	301-79-56	S4
8260 MSV	Analytical Method: EPA 8260D Pace Analytical Services - Charlotte							
tert-Amyl Alcohol	ND	ug/L	1250	12.5		11/06/25 17:05	75-85-4	
tert-Amylmethyl ether	ND	ug/L	125	12.5		11/06/25 17:05	994-05-8	
Benzene	**1960**	ug/L	62.5	12.5		11/06/25 17:05	71-43-2	
3,3-Dimethyl-1-Butanol	ND	ug/L	1250	12.5		11/06/25 17:05	624-95-3	
tert-Butyl Alcohol	ND	ug/L	1250	12.5		11/06/25 17:05	75-65-0	
tert-Butyl Formate	ND	ug/L	625	12.5		11/06/25 17:05	762-75-4	
1,2-Dichloroethane	ND	ug/L	62.5	12.5		11/06/25 17:05	107-06-2	
Diisopropyl ether	ND	ug/L	62.5	12.5		11/06/25 17:05	108-20-3	
Ethanol	ND	ug/L	2500	12.5		11/06/25 17:05	64-17-5	
Ethylbenzene	**860**	ug/L	62.5	12.5		11/06/25 17:05	100-41-4	
Ethyl-tert-butyl ether	ND	ug/L	125	12.5		11/06/25 17:05	637-92-3	
Methyl-tert-butyl ether	ND	ug/L	62.5	12.5		11/06/25 17:05	1634-04-4	
Naphthalene	**394**	ug/L	62.5	12.5		11/06/25 17:05	91-20-3	
Toluene	**481**	ug/L	62.5	12.5		11/06/25 17:05	108-88-3	
Xylene (Total)	**3620**	ug/L	62.5	12.5		11/06/25 17:05	1330-20-7	
m&p-Xylene	**2700**	ug/L	125	12.5		11/06/25 17:05	179601-23-1	
o-Xylene	**919**	ug/L	62.5	12.5		11/06/25 17:05	95-47-6	
Surrogates								
4-Bromofluorobenzene (S)	100	%	70-130	12.5		11/06/25 17:05	460-00-4	
1,2-Dichloroethane-d4 (S)	95	%	70-130	12.5		11/06/25 17:05	17060-07-0	
Toluene-d8 (S)	102	%	70-130	12.5		11/06/25 17:05	2037-26-5	

REPORT OF LABORATORY ANALYSIS

This report shall not be reproduced, except in full,
without the written consent of Pace Analytical Services, LLC.

Pace Analytical Services, LLC
9800 Kincey Ave. Suite 100
Huntersville, NC 28078
(704)875-9092

ANALYTICAL RESULTS

Project: UST UNKNOWN #14324
Pace Project No.: 92827694

Sample: MW-21R **Lab ID: 92827694009** Collected: 11/04/25 13:21 Received: 11/05/25 12:45 Matrix: Water

Parameters	Results	Units	Report Limit	DF	Prepared	Analyzed	CAS No.	Qual
8011 GCS EDB and DBCP	Analytical Method: EPA 8011 Preparation Method: EPA 8011 Pace Analytical Services - Charlotte							
1,2-Dibromoethane (EDB)	ND	ug/L	0.021	1	11/06/25 07:09	11/07/25 16:20	106-93-4	
Surrogates								
1-Chloro-2-bromopropane (S)	103	%	60-140	1	11/06/25 07:09	11/07/25 16:20	301-79-56	
8260 MSV	Analytical Method: EPA 8260D Pace Analytical Services - Charlotte							
tert-Amyl Alcohol	ND	ug/L	100	1		11/06/25 13:59	75-85-4	
tert-Amylmethyl ether	ND	ug/L	10.0	1		11/06/25 13:59	994-05-8	
Benzene	ND	ug/L	5.0	1		11/06/25 13:59	71-43-2	
3,3-Dimethyl-1-Butanol	ND	ug/L	100	1		11/06/25 13:59	624-95-3	
tert-Butyl Alcohol	ND	ug/L	100	1		11/06/25 13:59	75-65-0	
tert-Butyl Formate	ND	ug/L	50.0	1		11/06/25 13:59	762-75-4	
1,2-Dichloroethane	ND	ug/L	5.0	1		11/06/25 13:59	107-06-2	
Diisopropyl ether	ND	ug/L	5.0	1		11/06/25 13:59	108-20-3	
Ethanol	ND	ug/L	200	1		11/06/25 13:59	64-17-5	
Ethylbenzene	ND	ug/L	5.0	1		11/06/25 13:59	100-41-4	
Ethyl-tert-butyl ether	ND	ug/L	10.0	1		11/06/25 13:59	637-92-3	
Methyl-tert-butyl ether	ND	ug/L	5.0	1		11/06/25 13:59	1634-04-4	
Naphthalene	ND	ug/L	5.0	1		11/06/25 13:59	91-20-3	
Toluene	ND	ug/L	5.0	1		11/06/25 13:59	108-88-3	
Xylene (Total)	ND	ug/L	5.0	1		11/06/25 13:59	1330-20-7	
m&p-Xylene	ND	ug/L	10.0	1		11/06/25 13:59	179601-23-1	
o-Xylene	ND	ug/L	5.0	1		11/06/25 13:59	95-47-6	
Surrogates								
4-Bromofluorobenzene (S)	99	%	70-130	1		11/06/25 13:59	460-00-4	
1,2-Dichloroethane-d4 (S)	99	%	70-130	1		11/06/25 13:59	17060-07-0	
Toluene-d8 (S)	98	%	70-130	1		11/06/25 13:59	2037-26-5	

REPORT OF LABORATORY ANALYSIS

This report shall not be reproduced, except in full,
without the written consent of Pace Analytical Services, LLC.

Pace Analytical Services, LLC
9800 Kincey Ave. Suite 100
Huntersville, NC 28078
(704)875-9092

ANALYTICAL RESULTS

Project: UST UNKNOWN #14324
Pace Project No.: 92827694

Sample: MW-22 **Lab ID: 92827694010** Collected: 11/04/25 13:28 Received: 11/05/25 12:45 Matrix: Water

Parameters	Results	Units	Report Limit	DF	Prepared	Analyzed	CAS No.	Qual
8011 GCS EDB and DBCP	Analytical Method: EPA 8011 Preparation Method: EPA 8011 Pace Analytical Services - Charlotte							
1,2-Dibromoethane (EDB)	**324**	ug/L	10.1	500	11/11/25 08:31	11/11/25 13:36	106-93-4	
Surrogates								
1-Chloro-2-bromopropane (S)	0	%	60-140	500	11/11/25 08:31	11/11/25 13:36	301-79-56	S4
8260 MSV	Analytical Method: EPA 8260D Pace Analytical Services - Charlotte							
tert-Amyl Alcohol	ND	ug/L	20000	200		11/10/25 22:08	75-85-4	
tert-Amylmethyl ether	ND	ug/L	2000	200		11/10/25 22:08	994-05-8	
Benzene	**13200**	ug/L	1000	200		11/10/25 22:08	71-43-2	
3,3-Dimethyl-1-Butanol	ND	ug/L	20000	200		11/10/25 22:08	624-95-3	
tert-Butyl Alcohol	ND	ug/L	20000	200		11/10/25 22:08	75-65-0	
tert-Butyl Formate	ND	ug/L	10000	200		11/10/25 22:08	762-75-4	
1,2-Dichloroethane	ND	ug/L	1000	200		11/10/25 22:08	107-06-2	
Diisopropyl ether	ND	ug/L	1000	200		11/10/25 22:08	108-20-3	
Ethanol	ND	ug/L	40000	200		11/10/25 22:08	64-17-5	
Ethylbenzene	**1980**	ug/L	1000	200		11/10/25 22:08	100-41-4	
Ethyl-tert-butyl ether	ND	ug/L	2000	200		11/10/25 22:08	637-92-3	
Methyl-tert-butyl ether	ND	ug/L	1000	200		11/10/25 22:08	1634-04-4	
Naphthalene	**881J**	ug/L	1000	200		11/10/25 22:08	91-20-3	
Toluene	**27100**	ug/L	1000	200		11/10/25 22:08	108-88-3	
Xylene (Total)	**10100**	ug/L	1000	200		11/10/25 22:08	1330-20-7	
m&p-Xylene	**6980**	ug/L	2000	200		11/10/25 22:08	179601-23-1	
o-Xylene	**3130**	ug/L	1000	200		11/10/25 22:08	95-47-6	
Surrogates								
4-Bromofluorobenzene (S)	98	%	70-130	200		11/10/25 22:08	460-00-4	
1,2-Dichloroethane-d4 (S)	97	%	70-130	200		11/10/25 22:08	17060-07-0	
Toluene-d8 (S)	98	%	70-130	200		11/10/25 22:08	2037-26-5	

REPORT OF LABORATORY ANALYSIS

This report shall not be reproduced, except in full,
without the written consent of Pace Analytical Services, LLC.

Pace Analytical Services, LLC
9800 Kincey Ave. Suite 100
Huntersville, NC 28078
(704)875-9092

ANALYTICAL RESULTS

Project: UST UNKNOWN #14324
Pace Project No.: 92827694

Sample: MW-24 **Lab ID: 92827694011** Collected: 11/04/25 14:27 Received: 11/05/25 12:45 Matrix: Water

Parameters	Results	Units	Report Limit	DF	Prepared	Analyzed	CAS No.	Qual
8011 GCS EDB and DBCP	Analytical Method: EPA 8011 Preparation Method: EPA 8011 Pace Analytical Services - Charlotte							
1,2-Dibromoethane (EDB)	**68.3**	ug/L	2.0	100	11/11/25 08:31	11/11/25 13:47	106-93-4	
Surrogates								
1-Chloro-2-bromopropane (S)	0	%	60-140	100	11/11/25 08:31	11/11/25 13:47	301-79-56	S4
8260 MSV	Analytical Method: EPA 8260D Pace Analytical Services - Charlotte							
tert-Amyl Alcohol	ND	ug/L	1000	10		11/08/25 00:56	75-85-4	
tert-Amylmethyl ether	ND	ug/L	100	10		11/08/25 00:56	994-05-8	
Benzene	**591**	ug/L	50.0	10		11/08/25 00:56	71-43-2	
3,3-Dimethyl-1-Butanol	ND	ug/L	1000	10		11/08/25 00:56	624-95-3	
tert-Butyl Alcohol	ND	ug/L	1000	10		11/08/25 00:56	75-65-0	
tert-Butyl Formate	ND	ug/L	500	10		11/08/25 00:56	762-75-4	
1,2-Dichloroethane	**29.9J**	ug/L	50.0	10		11/08/25 00:56	107-06-2	
Diisopropyl ether	ND	ug/L	50.0	10		11/08/25 00:56	108-20-3	
Ethanol	ND	ug/L	2000	10		11/08/25 00:56	64-17-5	
Ethylbenzene	**108**	ug/L	50.0	10		11/08/25 00:56	100-41-4	
Ethyl-tert-butyl ether	ND	ug/L	100	10		11/08/25 00:56	637-92-3	
Methyl-tert-butyl ether	ND	ug/L	50.0	10		11/08/25 00:56	1634-04-4	
Naphthalene	**56.0**	ug/L	50.0	10		11/08/25 00:56	91-20-3	
Toluene	**1010**	ug/L	50.0	10		11/08/25 00:56	108-88-3	
Xylene (Total)	**1020**	ug/L	50.0	10		11/08/25 00:56	1330-20-7	
m&p-Xylene	**685**	ug/L	100	10		11/08/25 00:56	179601-23-1	
o-Xylene	**334**	ug/L	50.0	10		11/08/25 00:56	95-47-6	
Surrogates								
4-Bromofluorobenzene (S)	98	%	70-130	10		11/08/25 00:56	460-00-4	
1,2-Dichloroethane-d4 (S)	104	%	70-130	10		11/08/25 00:56	17060-07-0	
Toluene-d8 (S)	99	%	70-130	10		11/08/25 00:56	2037-26-5	

REPORT OF LABORATORY ANALYSIS

This report shall not be reproduced, except in full,
without the written consent of Pace Analytical Services, LLC.

Pace Analytical Services, LLC
9800 Kincey Ave. Suite 100
Huntersville, NC 28078
(704)875-9092

ANALYTICAL RESULTS

Project: UST UNKNOWN #14324
Pace Project No.: 92827694

Sample: MW-25 **Lab ID: 92827694012** Collected: 11/04/25 14:12 Received: 11/05/25 12:45 Matrix: Water

Parameters	Results	Units	Report Limit	DF	Prepared	Analyzed	CAS No.	Qual
8011 GCS EDB and DBCP	Analytical Method: EPA 8011 Preparation Method: EPA 8011 Pace Analytical Services - Charlotte							
1,2-Dibromoethane (EDB)	ND	ug/L	0.020	1	11/06/25 07:09	11/07/25 16:54	106-93-4	
Surrogates								
1-Chloro-2-bromopropane (S)	91	%	60-140	1	11/06/25 07:09	11/07/25 16:54	301-79-56	
8260 MSV	Analytical Method: EPA 8260D Pace Analytical Services - Charlotte							
tert-Amyl Alcohol	ND	ug/L	100	1		11/06/25 14:17	75-85-4	
tert-Amylmethyl ether	ND	ug/L	10.0	1		11/06/25 14:17	994-05-8	
Benzene	ND	ug/L	5.0	1		11/06/25 14:17	71-43-2	
3,3-Dimethyl-1-Butanol	ND	ug/L	100	1		11/06/25 14:17	624-95-3	
tert-Butyl Alcohol	ND	ug/L	100	1		11/06/25 14:17	75-65-0	
tert-Butyl Formate	ND	ug/L	50.0	1		11/06/25 14:17	762-75-4	
1,2-Dichloroethane	ND	ug/L	5.0	1		11/06/25 14:17	107-06-2	
Diisopropyl ether	ND	ug/L	5.0	1		11/06/25 14:17	108-20-3	
Ethanol	ND	ug/L	200	1		11/06/25 14:17	64-17-5	
Ethylbenzene	**5.6**	ug/L	5.0	1		11/06/25 14:17	100-41-4	
Ethyl-tert-butyl ether	ND	ug/L	10.0	1		11/06/25 14:17	637-92-3	
Methyl-tert-butyl ether	ND	ug/L	5.0	1		11/06/25 14:17	1634-04-4	
Naphthalene	ND	ug/L	5.0	1		11/06/25 14:17	91-20-3	
Toluene	**3.9J**	ug/L	5.0	1		11/06/25 14:17	108-88-3	
Xylene (Total)	**86.1**	ug/L	5.0	1		11/06/25 14:17	1330-20-7	
m&p-Xylene	**70.8**	ug/L	10.0	1		11/06/25 14:17	179601-23-1	
o-Xylene	**15.3**	ug/L	5.0	1		11/06/25 14:17	95-47-6	
Surrogates								
4-Bromofluorobenzene (S)	98	%	70-130	1		11/06/25 14:17	460-00-4	
1,2-Dichloroethane-d4 (S)	98	%	70-130	1		11/06/25 14:17	17060-07-0	
Toluene-d8 (S)	98	%	70-130	1		11/06/25 14:17	2037-26-5	

REPORT OF LABORATORY ANALYSIS

This report shall not be reproduced, except in full,
without the written consent of Pace Analytical Services, LLC.

Pace Analytical Services, LLC
9800 Kincey Ave. Suite 100
Huntersville, NC 28078
(704)875-9092

ANALYTICAL RESULTS

Project: UST UNKNOWN #14324
Pace Project No.: 92827694

Sample: MW-26 **Lab ID: 92827694013** Collected: 11/04/25 14:56 Received: 11/05/25 12:45 Matrix: Water

Parameters	Results	Units	Report Limit	DF	Prepared	Analyzed	CAS No.	Qual
8011 GCS EDB and DBCP	Analytical Method: EPA 8011 Preparation Method: EPA 8011 Pace Analytical Services - Charlotte							
1,2-Dibromoethane (EDB)	**1850**	ug/L	41.7	2000	11/11/25 08:31	11/11/25 13:58	106-93-4	
Surrogates								
1-Chloro-2-bromopropane (S)	0	%	60-140	2000	11/11/25 08:31	11/11/25 13:58	301-79-56	S4
8260 MSV	Analytical Method: EPA 8260D Pace Analytical Services - Charlotte							
tert-Amyl Alcohol	ND	ug/L	25000	250		11/06/25 18:55	75-85-4	
tert-Amylmethyl ether	ND	ug/L	2500	250		11/06/25 18:55	994-05-8	
Benzene	**20900**	ug/L	1250	250		11/06/25 18:55	71-43-2	
3,3-Dimethyl-1-Butanol	ND	ug/L	25000	250		11/06/25 18:55	624-95-3	
tert-Butyl Alcohol	ND	ug/L	25000	250		11/06/25 18:55	75-65-0	
tert-Butyl Formate	ND	ug/L	12500	250		11/06/25 18:55	762-75-4	
1,2-Dichloroethane	ND	ug/L	1250	250		11/06/25 18:55	107-06-2	
Diisopropyl ether	ND	ug/L	1250	250		11/06/25 18:55	108-20-3	
Ethanol	ND	ug/L	50000	250		11/06/25 18:55	64-17-5	
Ethylbenzene	**3460**	ug/L	1250	250		11/06/25 18:55	100-41-4	
Ethyl-tert-butyl ether	ND	ug/L	2500	250		11/06/25 18:55	637-92-3	
Methyl-tert-butyl ether	ND	ug/L	1250	250		11/06/25 18:55	1634-04-4	
Naphthalene	**1940**	ug/L	1250	250		11/06/25 18:55	91-20-3	
Toluene	**39600**	ug/L	1250	250		11/06/25 18:55	108-88-3	
Xylene (Total)	**19100**	ug/L	1250	250		11/06/25 18:55	1330-20-7	
m&p-Xylene	**13200**	ug/L	2500	250		11/06/25 18:55	179601-23-1	
o-Xylene	**5960**	ug/L	1250	250		11/06/25 18:55	95-47-6	
Surrogates								
4-Bromofluorobenzene (S)	98	%	70-130	250		11/06/25 18:55	460-00-4	
1,2-Dichloroethane-d4 (S)	90	%	70-130	250		11/06/25 18:55	17060-07-0	
Toluene-d8 (S)	100	%	70-130	250		11/06/25 18:55	2037-26-5	

REPORT OF LABORATORY ANALYSIS

This report shall not be reproduced, except in full,
without the written consent of Pace Analytical Services, LLC.

Pace Analytical Services, LLC
9800 Kincey Ave. Suite 100
Huntersville, NC 28078
(704)875-9092

ANALYTICAL RESULTS

Project: UST UNKNOWN #14324
Pace Project No.: 92827694

Sample: MW-27 **Lab ID: 92827694014** Collected: 11/04/25 11:38 Received: 11/05/25 12:45 Matrix: Water

Parameters	Results	Units	Report Limit	DF	Prepared	Analyzed	CAS No.	Qual
8011 GCS EDB and DBCP	Analytical Method: EPA 8011 Preparation Method: EPA 8011 Pace Analytical Services - Charlotte							
1,2-Dibromoethane (EDB)	ND	ug/L	0.020	1	11/06/25 07:09	11/07/25 17:16	106-93-4	
Surrogates								
1-Chloro-2-bromopropane (S)	93	%	60-140	1	11/06/25 07:09	11/07/25 17:16	301-79-56	
8260 MSV	Analytical Method: EPA 8260D Pace Analytical Services - Charlotte							
tert-Amyl Alcohol	ND	ug/L	100	1		11/06/25 14:36	75-85-4	
tert-Amylmethyl ether	ND	ug/L	10.0	1		11/06/25 14:36	994-05-8	
Benzene	ND	ug/L	5.0	1		11/06/25 14:36	71-43-2	
3,3-Dimethyl-1-Butanol	ND	ug/L	100	1		11/06/25 14:36	624-95-3	
tert-Butyl Alcohol	ND	ug/L	100	1		11/06/25 14:36	75-65-0	
tert-Butyl Formate	ND	ug/L	50.0	1		11/06/25 14:36	762-75-4	
1,2-Dichloroethane	ND	ug/L	5.0	1		11/06/25 14:36	107-06-2	
Diisopropyl ether	ND	ug/L	5.0	1		11/06/25 14:36	108-20-3	
Ethanol	ND	ug/L	200	1		11/06/25 14:36	64-17-5	
Ethylbenzene	ND	ug/L	5.0	1		11/06/25 14:36	100-41-4	
Ethyl-tert-butyl ether	ND	ug/L	10.0	1		11/06/25 14:36	637-92-3	
Methyl-tert-butyl ether	ND	ug/L	5.0	1		11/06/25 14:36	1634-04-4	
Naphthalene	ND	ug/L	5.0	1		11/06/25 14:36	91-20-3	
Toluene	ND	ug/L	5.0	1		11/06/25 14:36	108-88-3	
Xylene (Total)	ND	ug/L	5.0	1		11/06/25 14:36	1330-20-7	
m&p-Xylene	ND	ug/L	10.0	1		11/06/25 14:36	179601-23-1	
o-Xylene	ND	ug/L	5.0	1		11/06/25 14:36	95-47-6	
Surrogates								
4-Bromofluorobenzene (S)	98	%	70-130	1		11/06/25 14:36	460-00-4	
1,2-Dichloroethane-d4 (S)	99	%	70-130	1		11/06/25 14:36	17060-07-0	
Toluene-d8 (S)	99	%	70-130	1		11/06/25 14:36	2037-26-5	

REPORT OF LABORATORY ANALYSIS

This report shall not be reproduced, except in full,
without the written consent of Pace Analytical Services, LLC.

Pace Analytical Services, LLC
9800 Kincey Ave. Suite 100
Huntersville, NC 28078
(704)875-9092

ANALYTICAL RESULTS

Project: UST UNKNOWN #14324
Pace Project No.: 92827694

Sample: MW-28 **Lab ID: 92827694015** Collected: 11/04/25 11:48 Received: 11/05/25 12:45 Matrix: Water

Parameters	Results	Units	Report Limit	DF	Prepared	Analyzed	CAS No.	Qual
8011 GCS EDB and DBCP	Analytical Method: EPA 8011 Preparation Method: EPA 8011 Pace Analytical Services - Charlotte							
1,2-Dibromoethane (EDB)	ND	ug/L	0.020	1	11/06/25 07:09	11/07/25 17:27	106-93-4	
Surrogates								
1-Chloro-2-bromopropane (S)	77	%	60-140	1	11/06/25 07:09	11/07/25 17:27	301-79-56	
8260 MSV	Analytical Method: EPA 8260D Pace Analytical Services - Charlotte							
tert-Amyl Alcohol	ND	ug/L	100	1		11/06/25 14:54	75-85-4	
tert-Amylmethyl ether	ND	ug/L	10.0	1		11/06/25 14:54	994-05-8	
Benzene	ND	ug/L	5.0	1		11/06/25 14:54	71-43-2	
3,3-Dimethyl-1-Butanol	ND	ug/L	100	1		11/06/25 14:54	624-95-3	
tert-Butyl Alcohol	ND	ug/L	100	1		11/06/25 14:54	75-65-0	
tert-Butyl Formate	ND	ug/L	50.0	1		11/06/25 14:54	762-75-4	
1,2-Dichloroethane	ND	ug/L	5.0	1		11/06/25 14:54	107-06-2	
Diisopropyl ether	ND	ug/L	5.0	1		11/06/25 14:54	108-20-3	
Ethanol	ND	ug/L	200	1		11/06/25 14:54	64-17-5	
Ethylbenzene	ND	ug/L	5.0	1		11/06/25 14:54	100-41-4	
Ethyl-tert-butyl ether	ND	ug/L	10.0	1		11/06/25 14:54	637-92-3	
Methyl-tert-butyl ether	ND	ug/L	5.0	1		11/06/25 14:54	1634-04-4	
Naphthalene	ND	ug/L	5.0	1		11/06/25 14:54	91-20-3	
Toluene	ND	ug/L	5.0	1		11/06/25 14:54	108-88-3	
Xylene (Total)	ND	ug/L	5.0	1		11/06/25 14:54	1330-20-7	
m&p-Xylene	ND	ug/L	10.0	1		11/06/25 14:54	179601-23-1	
o-Xylene	ND	ug/L	5.0	1		11/06/25 14:54	95-47-6	
Surrogates								
4-Bromofluorobenzene (S)	99	%	70-130	1		11/06/25 14:54	460-00-4	
1,2-Dichloroethane-d4 (S)	99	%	70-130	1		11/06/25 14:54	17060-07-0	
Toluene-d8 (S)	99	%	70-130	1		11/06/25 14:54	2037-26-5	

REPORT OF LABORATORY ANALYSIS

This report shall not be reproduced, except in full,
without the written consent of Pace Analytical Services, LLC.

Pace Analytical Services, LLC
9800 Kincey Ave. Suite 100
Huntersville, NC 28078
(704)875-9092

ANALYTICAL RESULTS

Project: UST UNKNOWN #14324
Pace Project No.: 92827694

Sample: MW-29 **Lab ID: 92827694016** Collected: 11/04/25 11:28 Received: 11/05/25 12:45 Matrix: Water

Parameters	Results	Units	Report Limit	DF	Prepared	Analyzed	CAS No.	Qual
8011 GCS EDB and DBCP	Analytical Method: EPA 8011 Preparation Method: EPA 8011 Pace Analytical Services - Charlotte							
1,2-Dibromoethane (EDB)	**35.5**	ug/L	4.0	200	11/11/25 08:31	11/11/25 14:09	106-93-4	
Surrogates								
1-Chloro-2-bromopropane (S)	0	%	60-140	200	11/11/25 08:31	11/11/25 14:09	301-79-56	S4
8260 MSV	Analytical Method: EPA 8260D Pace Analytical Services - Charlotte							
tert-Amyl Alcohol	ND	ug/L	2500	25		11/08/25 02:26	75-85-4	
tert-Amylmethyl ether	ND	ug/L	250	25		11/08/25 02:26	994-05-8	
Benzene	**2450**	ug/L	125	25		11/08/25 02:26	71-43-2	
3,3-Dimethyl-1-Butanol	ND	ug/L	2500	25		11/08/25 02:26	624-95-3	
tert-Butyl Alcohol	ND	ug/L	2500	25		11/08/25 02:26	75-65-0	
tert-Butyl Formate	ND	ug/L	1250	25		11/08/25 02:26	762-75-4	
1,2-Dichloroethane	ND	ug/L	125	25		11/08/25 02:26	107-06-2	
Diisopropyl ether	ND	ug/L	125	25		11/08/25 02:26	108-20-3	
Ethanol	ND	ug/L	5000	25		11/08/25 02:26	64-17-5	
Ethylbenzene	**854**	ug/L	125	25		11/08/25 02:26	100-41-4	
Ethyl-tert-butyl ether	ND	ug/L	250	25		11/08/25 02:26	637-92-3	
Methyl-tert-butyl ether	ND	ug/L	125	25		11/08/25 02:26	1634-04-4	
Naphthalene	**408**	ug/L	125	25		11/08/25 02:26	91-20-3	
Toluene	**2860**	ug/L	125	25		11/08/25 02:26	108-88-3	
Xylene (Total)	**4470**	ug/L	125	25		11/08/25 02:26	1330-20-7	
m&p-Xylene	**3360**	ug/L	250	25		11/08/25 02:26	179601-23-1	
o-Xylene	**1110**	ug/L	125	25		11/08/25 02:26	95-47-6	
Surrogates								
4-Bromofluorobenzene (S)	98	%	70-130	25		11/08/25 02:26	460-00-4	
1,2-Dichloroethane-d4 (S)	102	%	70-130	25		11/08/25 02:26	17060-07-0	
Toluene-d8 (S)	99	%	70-130	25		11/08/25 02:26	2037-26-5	

REPORT OF LABORATORY ANALYSIS

This report shall not be reproduced, except in full,
without the written consent of Pace Analytical Services, LLC.

Pace Analytical Services, LLC
9800 Kincey Ave. Suite 100
Huntersville, NC 28078
(704)875-9092

ANALYTICAL RESULTS

Project: UST UNKNOWN #14324
Pace Project No.: 92827694

Sample: MW-32 **Lab ID: 92827694017** Collected: 11/04/25 11:17 Received: 11/05/25 12:45 Matrix: Water

Parameters	Results	Units	Report Limit	DF	Prepared	Analyzed	CAS No.	Qual
8011 GCS EDB and DBCP	Analytical Method: EPA 8011 Preparation Method: EPA 8011 Pace Analytical Services - Charlotte							
1,2-Dibromoethane (EDB)	**0.22**	ug/L	0.10	5	11/11/25 08:31	11/12/25 12:41	106-93-4	
Surrogates								
1-Chloro-2-bromopropane (S)	113	%	60-140	5	11/11/25 08:31	11/12/25 12:41	301-79-56	
8260 MSV	Analytical Method: EPA 8260D Pace Analytical Services - Charlotte							
tert-Amyl Alcohol	ND	ug/L	100	1		11/06/25 15:12	75-85-4	
tert-Amylmethyl ether	ND	ug/L	10.0	1		11/06/25 15:12	994-05-8	
Benzene	ND	ug/L	5.0	1		11/06/25 15:12	71-43-2	
3,3-Dimethyl-1-Butanol	ND	ug/L	100	1		11/06/25 15:12	624-95-3	
tert-Butyl Alcohol	ND	ug/L	100	1		11/06/25 15:12	75-65-0	
tert-Butyl Formate	ND	ug/L	50.0	1		11/06/25 15:12	762-75-4	
1,2-Dichloroethane	ND	ug/L	5.0	1		11/06/25 15:12	107-06-2	
Diisopropyl ether	ND	ug/L	5.0	1		11/06/25 15:12	108-20-3	
Ethanol	ND	ug/L	200	1		11/06/25 15:12	64-17-5	
Ethylbenzene	ND	ug/L	5.0	1		11/06/25 15:12	100-41-4	
Ethyl-tert-butyl ether	ND	ug/L	10.0	1		11/06/25 15:12	637-92-3	
Methyl-tert-butyl ether	ND	ug/L	5.0	1		11/06/25 15:12	1634-04-4	
Naphthalene	ND	ug/L	5.0	1		11/06/25 15:12	91-20-3	
Toluene	ND	ug/L	5.0	1		11/06/25 15:12	108-88-3	
Xylene (Total)	ND	ug/L	5.0	1		11/06/25 15:12	1330-20-7	
m&p-Xylene	ND	ug/L	10.0	1		11/06/25 15:12	179601-23-1	
o-Xylene	ND	ug/L	5.0	1		11/06/25 15:12	95-47-6	
Surrogates								
4-Bromofluorobenzene (S)	97	%	70-130	1		11/06/25 15:12	460-00-4	
1,2-Dichloroethane-d4 (S)	100	%	70-130	1		11/06/25 15:12	17060-07-0	
Toluene-d8 (S)	99	%	70-130	1		11/06/25 15:12	2037-26-5	

This report shall not be reproduced, except in full,
without the written consent of Pace Analytical Services, LLC.

Pace Analytical Services, LLC
9800 Kincey Ave. Suite 100
Huntersville, NC 28078
(704)875-9092

ANALYTICAL RESULTS

Project: UST UNKNOWN #14324
Pace Project No.: 92827694

Sample: DW-1 **Lab ID: 92827694018** Collected: 11/04/25 13:40 Received: 11/05/25 12:45 Matrix: Water

Parameters	Results	Units	Report Limit	DF	Prepared	Analyzed	CAS No.	Qual
8011 GCS EDB and DBCP	Analytical Method: EPA 8011 Preparation Method: EPA 8011 Pace Analytical Services - Charlotte							
1,2-Dibromoethane (EDB)	**16.7**	ug/L	2.1	100	11/11/25 08:31	11/12/25 12:53	106-93-4	
Surrogates								
1-Chloro-2-bromopropane (S)	0	%	60-140	100	11/11/25 08:31	11/12/25 12:53	301-79-56	S4
8260 MSV	Analytical Method: EPA 8260D Pace Analytical Services - Charlotte							
tert-Amyl Alcohol	ND	ug/L	1000	10		11/06/25 16:28	75-85-4	
tert-Amylmethyl ether	ND	ug/L	100	10		11/06/25 16:28	994-05-8	
Benzene	**1160**	ug/L	50.0	10		11/06/25 16:28	71-43-2	
3,3-Dimethyl-1-Butanol	ND	ug/L	1000	10		11/06/25 16:28	624-95-3	
tert-Butyl Alcohol	ND	ug/L	1000	10		11/06/25 16:28	75-65-0	
tert-Butyl Formate	ND	ug/L	500	10		11/06/25 16:28	762-75-4	
1,2-Dichloroethane	ND	ug/L	50.0	10		11/06/25 16:28	107-06-2	
Diisopropyl ether	ND	ug/L	50.0	10		11/06/25 16:28	108-20-3	
Ethanol	ND	ug/L	2000	10		11/06/25 16:28	64-17-5	
Ethylbenzene	ND	ug/L	50.0	10		11/06/25 16:28	100-41-4	
Ethyl-tert-butyl ether	ND	ug/L	100	10		11/06/25 16:28	637-92-3	
Methyl-tert-butyl ether	ND	ug/L	50.0	10		11/06/25 16:28	1634-04-4	
Naphthalene	**23.0J**	ug/L	50.0	10		11/06/25 16:28	91-20-3	
Toluene	**50.4**	ug/L	50.0	10		11/06/25 16:28	108-88-3	
Xylene (Total)	**466**	ug/L	50.0	10		11/06/25 16:28	1330-20-7	
m&p-Xylene	**340**	ug/L	100	10		11/06/25 16:28	179601-23-1	
o-Xylene	**126**	ug/L	50.0	10		11/06/25 16:28	95-47-6	
Surrogates								
4-Bromofluorobenzene (S)	95	%	70-130	10		11/06/25 16:28	460-00-4	
1,2-Dichloroethane-d4 (S)	94	%	70-130	10		11/06/25 16:28	17060-07-0	
Toluene-d8 (S)	104	%	70-130	10		11/06/25 16:28	2037-26-5	

REPORT OF LABORATORY ANALYSIS

This report shall not be reproduced, except in full,
without the written consent of Pace Analytical Services, LLC.

Pace Analytical Services, LLC
9800 Kincey Ave. Suite 100
Huntersville, NC 28078
(704)875-9092

ANALYTICAL RESULTS

Project: UST UNKNOWN #14324
Pace Project No.: 92827694

Sample: DW-2 **Lab ID: 92827694019** Collected: 11/04/25 12:20 Received: 11/05/25 12:45 Matrix: Water

Parameters	Results	Units	Report Limit	DF	Prepared	Analyzed	CAS No.	Qual
8011 GCS EDB and DBCP	Analytical Method: EPA 8011 Preparation Method: EPA 8011 Pace Analytical Services - Charlotte							
1,2-Dibromoethane (EDB)	**173**	ug/L	10.2	500	11/11/25 08:31	11/11/25 14:42	106-93-4	
Surrogates								
1-Chloro-2-bromopropane (S)	0	%	60-140	500	11/11/25 08:31	11/11/25 14:42	301-79-56	S4
8260 MSV	Analytical Method: EPA 8260D Pace Analytical Services - Charlotte							
tert-Amyl Alcohol	ND	ug/L	5000	50		11/06/25 18:39	75-85-4	
tert-Amylmethyl ether	ND	ug/L	500	50		11/06/25 18:39	994-05-8	
Benzene	**7040**	ug/L	250	50		11/06/25 18:39	71-43-2	
3,3-Dimethyl-1-Butanol	ND	ug/L	5000	50		11/06/25 18:39	624-95-3	
tert-Butyl Alcohol	ND	ug/L	5000	50		11/06/25 18:39	75-65-0	
tert-Butyl Formate	ND	ug/L	2500	50		11/06/25 18:39	762-75-4	
1,2-Dichloroethane	ND	ug/L	250	50		11/06/25 18:39	107-06-2	
Diisopropyl ether	ND	ug/L	250	50		11/06/25 18:39	108-20-3	
Ethanol	ND	ug/L	10000	50		11/06/25 18:39	64-17-5	
Ethylbenzene	**613**	ug/L	250	50		11/06/25 18:39	100-41-4	
Ethyl-tert-butyl ether	ND	ug/L	500	50		11/06/25 18:39	637-92-3	
Methyl-tert-butyl ether	ND	ug/L	250	50		11/06/25 18:39	1634-04-4	
Naphthalene	**225J**	ug/L	250	50		11/06/25 18:39	91-20-3	
Toluene	**7200**	ug/L	250	50		11/06/25 18:39	108-88-3	
Xylene (Total)	**4820**	ug/L	250	50		11/06/25 18:39	1330-20-7	
m&p-Xylene	**3450**	ug/L	500	50		11/06/25 18:39	179601-23-1	
o-Xylene	**1370**	ug/L	250	50		11/06/25 18:39	95-47-6	
Surrogates								
4-Bromofluorobenzene (S)	98	%	70-130	50		11/06/25 18:39	460-00-4	
1,2-Dichloroethane-d4 (S)	93	%	70-130	50		11/06/25 18:39	17060-07-0	
Toluene-d8 (S)	101	%	70-130	50		11/06/25 18:39	2037-26-5	

REPORT OF LABORATORY ANALYSIS

This report shall not be reproduced, except in full,
without the written consent of Pace Analytical Services, LLC.

Pace Analytical Services, LLC
9800 Kincey Ave. Suite 100
Huntersville, NC 28078
(704)875-9092

ANALYTICAL RESULTS

Project: UST UNKNOWN #14324
Pace Project No.: 92827694

Sample: DW-3 **Lab ID: 92827694020** Collected: 11/04/25 12:45 Received: 11/05/25 12:45 Matrix: Water

Parameters	Results	Units	Report Limit	DF	Prepared	Analyzed	CAS No.	Qual
8011 GCS EDB and DBCP	Analytical Method: EPA 8011 Preparation Method: EPA 8011 Pace Analytical Services - Charlotte							
1,2-Dibromoethane (EDB)	**0.37**	ug/L	0.020	1	11/06/25 07:09	11/06/25 20:00	106-93-4	
Surrogates								
1-Chloro-2-bromopropane (S)	106	%	60-140	1	11/06/25 07:09	11/06/25 20:00	301-79-56	
8260 MSV	Analytical Method: EPA 8260D Pace Analytical Services - Charlotte							
tert-Amyl Alcohol	**127**	ug/L	100	1		11/10/25 19:08	75-85-4	
tert-Amylmethyl ether	ND	ug/L	10.0	1		11/10/25 19:08	994-05-8	
Benzene	**155**	ug/L	5.0	1		11/10/25 19:08	71-43-2	
3,3-Dimethyl-1-Butanol	ND	ug/L	100	1		11/10/25 19:08	624-95-3	
tert-Butyl Alcohol	ND	ug/L	100	1		11/10/25 19:08	75-65-0	
tert-Butyl Formate	ND	ug/L	50.0	1		11/10/25 19:08	762-75-4	
1,2-Dichloroethane	**5.1**	ug/L	5.0	1		11/10/25 19:08	107-06-2	
Diisopropyl ether	**6.4**	ug/L	5.0	1		11/10/25 19:08	108-20-3	
Ethanol	ND	ug/L	200	1		11/10/25 19:08	64-17-5	
Ethylbenzene	ND	ug/L	5.0	1		11/10/25 19:08	100-41-4	
Ethyl-tert-butyl ether	ND	ug/L	10.0	1		11/10/25 19:08	637-92-3	
Methyl-tert-butyl ether	ND	ug/L	5.0	1		11/10/25 19:08	1634-04-4	
Naphthalene	**4.7J**	ug/L	5.0	1		11/10/25 19:08	91-20-3	
Toluene	ND	ug/L	5.0	1		11/10/25 19:08	108-88-3	
Xylene (Total)	**39.7**	ug/L	5.0	1		11/10/25 19:08	1330-20-7	
m&p-Xylene	ND	ug/L	10.0	1		11/10/25 19:08	179601-23-1	
o-Xylene	**39.7**	ug/L	5.0	1		11/10/25 19:08	95-47-6	
Surrogates								
4-Bromofluorobenzene (S)	103	%	70-130	1		11/10/25 19:08	460-00-4	
1,2-Dichloroethane-d4 (S)	105	%	70-130	1		11/10/25 19:08	17060-07-0	
Toluene-d8 (S)	100	%	70-130	1		11/10/25 19:08	2037-26-5	

REPORT OF LABORATORY ANALYSIS

This report shall not be reproduced, except in full,
without the written consent of Pace Analytical Services, LLC.

Pace Analytical Services, LLC
9800 Kincey Ave. Suite 100
Huntersville, NC 28078
(704)875-9092

ANALYTICAL RESULTS

Project: UST UNKNOWN #14324
Pace Project No.: 92827694

Sample: DW-4 **Lab ID: 92827694021** Collected: 11/04/25 11:26 Received: 11/05/25 12:45 Matrix: Water

Parameters	Results	Units	Report Limit	DF	Prepared	Analyzed	CAS No.	Qual
8011 GCS EDB and DBCP	Analytical Method: EPA 8011 Preparation Method: EPA 8011 Pace Analytical Services - Charlotte							
1,2-Dibromoethane (EDB)	**0.73**	ug/L	0.040	2	11/06/25 07:09	11/07/25 18:34	106-93-4	M1
Surrogates								
1-Chloro-2-bromopropane (S)	67	%	60-140	2	11/06/25 07:09	11/07/25 18:34	301-79-56	
8260 MSV	Analytical Method: EPA 8260D Pace Analytical Services - Charlotte							
tert-Amyl Alcohol	ND	ug/L	1000	10		11/06/25 16:10	75-85-4	
tert-Amylmethyl ether	ND	ug/L	100	10		11/06/25 16:10	994-05-8	
Benzene	**1820**	ug/L	50.0	10		11/06/25 16:10	71-43-2	
3,3-Dimethyl-1-Butanol	ND	ug/L	1000	10		11/06/25 16:10	624-95-3	
tert-Butyl Alcohol	ND	ug/L	1000	10		11/06/25 16:10	75-65-0	
tert-Butyl Formate	ND	ug/L	500	10		11/06/25 16:10	762-75-4	
1,2-Dichloroethane	**30.2J**	ug/L	50.0	10		11/06/25 16:10	107-06-2	
Diisopropyl ether	ND	ug/L	50.0	10		11/06/25 16:10	108-20-3	
Ethanol	ND	ug/L	2000	10		11/06/25 16:10	64-17-5	
Ethylbenzene	ND	ug/L	50.0	10		11/06/25 16:10	100-41-4	
Ethyl-tert-butyl ether	ND	ug/L	100	10		11/06/25 16:10	637-92-3	
Methyl-tert-butyl ether	ND	ug/L	50.0	10		11/06/25 16:10	1634-04-4	
Naphthalene	**85.0**	ug/L	50.0	10		11/06/25 16:10	91-20-3	
Toluene	ND	ug/L	50.0	10		11/06/25 16:10	108-88-3	
Xylene (Total)	**414**	ug/L	50.0	10		11/06/25 16:10	1330-20-7	
m&p-Xylene	**267**	ug/L	100	10		11/06/25 16:10	179601-23-1	
o-Xylene	**146**	ug/L	50.0	10		11/06/25 16:10	95-47-6	
Surrogates								
4-Bromofluorobenzene (S)	98	%	70-130	10		11/06/25 16:10	460-00-4	
1,2-Dichloroethane-d4 (S)	92	%	70-130	10		11/06/25 16:10	17060-07-0	
Toluene-d8 (S)	102	%	70-130	10		11/06/25 16:10	2037-26-5	

This report shall not be reproduced, except in full,
without the written consent of Pace Analytical Services, LLC.

Pace Analytical Services, LLC
9800 Kincey Ave. Suite 100
Huntersville, NC 28078
(704)875-9092

ANALYTICAL RESULTS

Project: UST UNKNOWN #14324
Pace Project No.: 92827694

Sample: DW-5 **Lab ID: 92827694022** Collected: 11/04/25 12:12 Received: 11/05/25 12:45 Matrix: Water

Parameters	Results	Units	Report Limit	DF	Prepared	Analyzed	CAS No.	Qual
8011 GCS EDB and DBCP	Analytical Method: EPA 8011 Preparation Method: EPA 8011 Pace Analytical Services - Charlotte							
1,2-Dibromoethane (EDB)	ND	ug/L	0.020	1	11/06/25 07:09	11/07/25 08:31	106-93-4	
Surrogates								
1-Chloro-2-bromopropane (S)	115	%	60-140	1	11/06/25 07:09	11/07/25 08:31	301-79-56	
8260 MSV	Analytical Method: EPA 8260D Pace Analytical Services - Charlotte							
tert-Amyl Alcohol	ND	ug/L	100	1		11/06/25 15:30	75-85-4	
tert-Amylmethyl ether	ND	ug/L	10.0	1		11/06/25 15:30	994-05-8	
Benzene	ND	ug/L	5.0	1		11/06/25 15:30	71-43-2	
3,3-Dimethyl-1-Butanol	ND	ug/L	100	1		11/06/25 15:30	624-95-3	
tert-Butyl Alcohol	ND	ug/L	100	1		11/06/25 15:30	75-65-0	
tert-Butyl Formate	ND	ug/L	50.0	1		11/06/25 15:30	762-75-4	
1,2-Dichloroethane	ND	ug/L	5.0	1		11/06/25 15:30	107-06-2	
Diisopropyl ether	ND	ug/L	5.0	1		11/06/25 15:30	108-20-3	
Ethanol	ND	ug/L	200	1		11/06/25 15:30	64-17-5	
Ethylbenzene	ND	ug/L	5.0	1		11/06/25 15:30	100-41-4	
Ethyl-tert-butyl ether	ND	ug/L	10.0	1		11/06/25 15:30	637-92-3	
Methyl-tert-butyl ether	ND	ug/L	5.0	1		11/06/25 15:30	1634-04-4	
Naphthalene	ND	ug/L	5.0	1		11/06/25 15:30	91-20-3	
Toluene	ND	ug/L	5.0	1		11/06/25 15:30	108-88-3	
Xylene (Total)	ND	ug/L	5.0	1		11/06/25 15:30	1330-20-7	
m&p-Xylene	ND	ug/L	10.0	1		11/06/25 15:30	179601-23-1	
o-Xylene	ND	ug/L	5.0	1		11/06/25 15:30	95-47-6	
Surrogates								
4-Bromofluorobenzene (S)	98	%	70-130	1		11/06/25 15:30	460-00-4	
1,2-Dichloroethane-d4 (S)	99	%	70-130	1		11/06/25 15:30	17060-07-0	
Toluene-d8 (S)	99	%	70-130	1		11/06/25 15:30	2037-26-5	

REPORT OF LABORATORY ANALYSIS

This report shall not be reproduced, except in full,
without the written consent of Pace Analytical Services, LLC.

Pace Analytical Services, LLC
9800 Kincey Ave. Suite 100
Huntersville, NC 28078
(704)875-9092

ANALYTICAL RESULTS

Project: UST UNKNOWN #14324
Pace Project No.: 92827694

Sample: DW-6 **Lab ID: 92827694023** Collected: 11/04/25 11:55 Received: 11/05/25 12:45 Matrix: Water

Parameters	Results	Units	Report Limit	DF	Prepared	Analyzed	CAS No.	Qual
8011 GCS EDB and DBCP	Analytical Method: EPA 8011 Preparation Method: EPA 8011 Pace Analytical Services - Charlotte							
1,2-Dibromoethane (EDB)	ND	ug/L	0.020	1	11/06/25 07:09	11/07/25 08:42	106-93-4	
Surrogates								
1-Chloro-2-bromopropane (S)	109	%	60-140	1	11/06/25 07:09	11/07/25 08:42	301-79-56	
8260 MSV	Analytical Method: EPA 8260D Pace Analytical Services - Charlotte							
tert-Amyl Alcohol	**75.7J**	ug/L	100	1		11/06/25 15:48	75-85-4	
tert-Amylmethyl ether	ND	ug/L	10.0	1		11/06/25 15:48	994-05-8	
Benzene	ND	ug/L	5.0	1		11/06/25 15:48	71-43-2	
3,3-Dimethyl-1-Butanol	ND	ug/L	100	1		11/06/25 15:48	624-95-3	
tert-Butyl Alcohol	ND	ug/L	100	1		11/06/25 15:48	75-65-0	
tert-Butyl Formate	ND	ug/L	50.0	1		11/06/25 15:48	762-75-4	
1,2-Dichloroethane	**14.5**	ug/L	5.0	1		11/06/25 15:48	107-06-2	
Diisopropyl ether	**15.6**	ug/L	5.0	1		11/06/25 15:48	108-20-3	
Ethanol	ND	ug/L	200	1		11/06/25 15:48	64-17-5	
Ethylbenzene	ND	ug/L	5.0	1		11/06/25 15:48	100-41-4	
Ethyl-tert-butyl ether	ND	ug/L	10.0	1		11/06/25 15:48	637-92-3	
Methyl-tert-butyl ether	ND	ug/L	5.0	1		11/06/25 15:48	1634-04-4	
Naphthalene	ND	ug/L	5.0	1		11/06/25 15:48	91-20-3	
Toluene	ND	ug/L	5.0	1		11/06/25 15:48	108-88-3	
Xylene (Total)	ND	ug/L	5.0	1		11/06/25 15:48	1330-20-7	
m&p-Xylene	ND	ug/L	10.0	1		11/06/25 15:48	179601-23-1	
o-Xylene	ND	ug/L	5.0	1		11/06/25 15:48	95-47-6	
Surrogates								
4-Bromofluorobenzene (S)	97	%	70-130	1		11/06/25 15:48	460-00-4	
1,2-Dichloroethane-d4 (S)	101	%	70-130	1		11/06/25 15:48	17060-07-0	
Toluene-d8 (S)	99	%	70-130	1		11/06/25 15:48	2037-26-5	

REPORT OF LABORATORY ANALYSIS

This report shall not be reproduced, except in full,
without the written consent of Pace Analytical Services, LLC.

Pace Analytical Services, LLC
9800 Kincey Ave. Suite 100
Huntersville, NC 28078
(704)875-9092

ANALYTICAL RESULTS

Project: UST UNKNOWN #14324
Pace Project No.: 92827694

Sample: DDW-1 (83.5) **Lab ID: 92827694024** Collected: 11/04/25 10:30 Received: 11/05/25 12:45 Matrix: Water

Parameters	Results	Units	Report Limit	DF	Prepared	Analyzed	CAS No.	Qual
8011 GCS EDB and DBCP	Analytical Method: EPA 8011 Preparation Method: EPA 8011 Pace Analytical Services - Charlotte							
1,2-Dibromoethane (EDB)	ND	ug/L	0.020	1	11/06/25 07:09	11/07/25 08:52	106-93-4	
Surrogates								
1-Chloro-2-bromopropane (S)	100	%	60-140	1	11/06/25 07:09	11/07/25 08:52	301-79-56	
8260 MSV	Analytical Method: EPA 8260D Pace Analytical Services - Charlotte							
tert-Amyl Alcohol	ND	ug/L	100	1		11/06/25 16:06	75-85-4	
tert-Amylmethyl ether	ND	ug/L	10.0	1		11/06/25 16:06	994-05-8	
Benzene	ND	ug/L	5.0	1		11/06/25 16:06	71-43-2	
3,3-Dimethyl-1-Butanol	ND	ug/L	100	1		11/06/25 16:06	624-95-3	
tert-Butyl Alcohol	ND	ug/L	100	1		11/06/25 16:06	75-65-0	
tert-Butyl Formate	ND	ug/L	50.0	1		11/06/25 16:06	762-75-4	
1,2-Dichloroethane	ND	ug/L	5.0	1		11/06/25 16:06	107-06-2	
Diisopropyl ether	ND	ug/L	5.0	1		11/06/25 16:06	108-20-3	
Ethanol	ND	ug/L	200	1		11/06/25 16:06	64-17-5	
Ethylbenzene	ND	ug/L	5.0	1		11/06/25 16:06	100-41-4	
Ethyl-tert-butyl ether	ND	ug/L	10.0	1		11/06/25 16:06	637-92-3	
Methyl-tert-butyl ether	ND	ug/L	5.0	1		11/06/25 16:06	1634-04-4	
Naphthalene	ND	ug/L	5.0	1		11/06/25 16:06	91-20-3	
Toluene	ND	ug/L	5.0	1		11/06/25 16:06	108-88-3	
Xylene (Total)	ND	ug/L	5.0	1		11/06/25 16:06	1330-20-7	
m&p-Xylene	ND	ug/L	10.0	1		11/06/25 16:06	179601-23-1	
o-Xylene	ND	ug/L	5.0	1		11/06/25 16:06	95-47-6	
Surrogates								
4-Bromofluorobenzene (S)	98	%	70-130	1		11/06/25 16:06	460-00-4	
1,2-Dichloroethane-d4 (S)	101	%	70-130	1		11/06/25 16:06	17060-07-0	
Toluene-d8 (S)	99	%	70-130	1		11/06/25 16:06	2037-26-5	

REPORT OF LABORATORY ANALYSIS

This report shall not be reproduced, except in full,
without the written consent of Pace Analytical Services, LLC.

Pace Analytical Services, LLC
9800 Kincey Ave. Suite 100
Huntersville, NC 28078
(704)875-9092

ANALYTICAL RESULTS

Project: UST UNKNOWN #14324
Pace Project No.: 92827694

Sample: DDW-1 (92.5) **Lab ID: 92827694025** Collected: 11/04/25 10:31 Received: 11/05/25 12:45 Matrix: Water

Parameters	Results	Units	Report Limit	DF	Prepared	Analyzed	CAS No.	Qual
8011 GCS EDB and DBCP	Analytical Method: EPA 8011 Preparation Method: EPA 8011 Pace Analytical Services - Charlotte							
1,2-Dibromoethane (EDB)	ND	ug/L	0.020	1	11/06/25 07:09	11/07/25 09:03	106-93-4	
Surrogates								
1-Chloro-2-bromopropane (S)	108	%	60-140	1	11/06/25 07:09	11/07/25 09:03	301-79-56	
8260 MSV	Analytical Method: EPA 8260D Pace Analytical Services - Charlotte							
tert-Amyl Alcohol	ND	ug/L	100	1		11/06/25 16:24	75-85-4	
tert-Amylmethyl ether	ND	ug/L	10.0	1		11/06/25 16:24	994-05-8	
Benzene	ND	ug/L	5.0	1		11/06/25 16:24	71-43-2	
3,3-Dimethyl-1-Butanol	ND	ug/L	100	1		11/06/25 16:24	624-95-3	
tert-Butyl Alcohol	ND	ug/L	100	1		11/06/25 16:24	75-65-0	
tert-Butyl Formate	ND	ug/L	50.0	1		11/06/25 16:24	762-75-4	
1,2-Dichloroethane	ND	ug/L	5.0	1		11/06/25 16:24	107-06-2	
Diisopropyl ether	ND	ug/L	5.0	1		11/06/25 16:24	108-20-3	
Ethanol	ND	ug/L	200	1		11/06/25 16:24	64-17-5	
Ethylbenzene	ND	ug/L	5.0	1		11/06/25 16:24	100-41-4	
Ethyl-tert-butyl ether	ND	ug/L	10.0	1		11/06/25 16:24	637-92-3	
Methyl-tert-butyl ether	ND	ug/L	5.0	1		11/06/25 16:24	1634-04-4	
Naphthalene	ND	ug/L	5.0	1		11/06/25 16:24	91-20-3	
Toluene	ND	ug/L	5.0	1		11/06/25 16:24	108-88-3	
Xylene (Total)	ND	ug/L	5.0	1		11/06/25 16:24	1330-20-7	
m&p-Xylene	ND	ug/L	10.0	1		11/06/25 16:24	179601-23-1	
o-Xylene	ND	ug/L	5.0	1		11/06/25 16:24	95-47-6	
Surrogates								
4-Bromofluorobenzene (S)	99	%	70-130	1		11/06/25 16:24	460-00-4	
1,2-Dichloroethane-d4 (S)	101	%	70-130	1		11/06/25 16:24	17060-07-0	
Toluene-d8 (S)	99	%	70-130	1		11/06/25 16:24	2037-26-5	

REPORT OF LABORATORY ANALYSIS

This report shall not be reproduced, except in full,
without the written consent of Pace Analytical Services, LLC.

Pace Analytical Services, LLC
9800 Kincey Ave. Suite 100
Huntersville, NC 28078
(704)875-9092

ANALYTICAL RESULTS

Project: UST UNKNOWN #14324
Pace Project No.: 92827694

Sample: DDW-1 (102.5) **Lab ID: 92827694026** Collected: 11/04/25 10:40 Received: 11/05/25 12:45 Matrix: Water

Parameters	Results	Units	Report Limit	DF	Prepared	Analyzed	CAS No.	Qual
8011 GCS EDB and DBCP	Analytical Method: EPA 8011 Preparation Method: EPA 8011 Pace Analytical Services - Charlotte							
1,2-Dibromoethane (EDB)	ND	ug/L	0.020	1	11/06/25 07:09	11/07/25 09:13	106-93-4	
Surrogates								
1-Chloro-2-bromopropane (S)	96	%	60-140	1	11/06/25 07:09	11/07/25 09:13	301-79-56	
8260 MSV	Analytical Method: EPA 8260D Pace Analytical Services - Charlotte							
tert-Amyl Alcohol	ND	ug/L	100	1		11/06/25 16:42	75-85-4	
tert-Amylmethyl ether	ND	ug/L	10.0	1		11/06/25 16:42	994-05-8	
Benzene	ND	ug/L	5.0	1		11/06/25 16:42	71-43-2	
3,3-Dimethyl-1-Butanol	ND	ug/L	100	1		11/06/25 16:42	624-95-3	
tert-Butyl Alcohol	ND	ug/L	100	1		11/06/25 16:42	75-65-0	
tert-Butyl Formate	ND	ug/L	50.0	1		11/06/25 16:42	762-75-4	
1,2-Dichloroethane	ND	ug/L	5.0	1		11/06/25 16:42	107-06-2	
Diisopropyl ether	ND	ug/L	5.0	1		11/06/25 16:42	108-20-3	
Ethanol	ND	ug/L	200	1		11/06/25 16:42	64-17-5	
Ethylbenzene	ND	ug/L	5.0	1		11/06/25 16:42	100-41-4	
Ethyl-tert-butyl ether	ND	ug/L	10.0	1		11/06/25 16:42	637-92-3	
Methyl-tert-butyl ether	ND	ug/L	5.0	1		11/06/25 16:42	1634-04-4	
Naphthalene	ND	ug/L	5.0	1		11/06/25 16:42	91-20-3	
Toluene	ND	ug/L	5.0	1		11/06/25 16:42	108-88-3	
Xylene (Total)	ND	ug/L	5.0	1		11/06/25 16:42	1330-20-7	
m&p-Xylene	ND	ug/L	10.0	1		11/06/25 16:42	179601-23-1	
o-Xylene	ND	ug/L	5.0	1		11/06/25 16:42	95-47-6	
Surrogates								
4-Bromofluorobenzene (S)	98	%	70-130	1		11/06/25 16:42	460-00-4	
1,2-Dichloroethane-d4 (S)	100	%	70-130	1		11/06/25 16:42	17060-07-0	
Toluene-d8 (S)	99	%	70-130	1		11/06/25 16:42	2037-26-5	

REPORT OF LABORATORY ANALYSIS

This report shall not be reproduced, except in full,
without the written consent of Pace Analytical Services, LLC.

Pace Analytical Services, LLC
9800 Kincey Ave. Suite 100
Huntersville, NC 28078
(704)875-9092

ANALYTICAL RESULTS

Project: UST UNKNOWN #14324
Pace Project No.: 92827694

Sample: DDW-1 (112.5) **Lab ID: 92827694027** Collected: 11/04/25 10:42 Received: 11/05/25 12:45 Matrix: Water

Parameters	Results	Units	Report Limit	DF	Prepared	Analyzed	CAS No.	Qual
8011 GCS EDB and DBCP	Analytical Method: EPA 8011 Preparation Method: EPA 8011 Pace Analytical Services - Charlotte							
1,2-Dibromoethane (EDB)	ND	ug/L	0.020	1	11/06/25 07:09	11/07/25 09:24	106-93-4	
Surrogates								
1-Chloro-2-bromopropane (S)	106	%	60-140	1	11/06/25 07:09	11/07/25 09:24	301-79-56	
8260 MSV	Analytical Method: EPA 8260D Pace Analytical Services - Charlotte							
tert-Amyl Alcohol	ND	ug/L	100	1		11/06/25 17:00	75-85-4	
tert-Amylmethyl ether	ND	ug/L	10.0	1		11/06/25 17:00	994-05-8	
Benzene	ND	ug/L	5.0	1		11/06/25 17:00	71-43-2	
3,3-Dimethyl-1-Butanol	ND	ug/L	100	1		11/06/25 17:00	624-95-3	
tert-Butyl Alcohol	ND	ug/L	100	1		11/06/25 17:00	75-65-0	
tert-Butyl Formate	ND	ug/L	50.0	1		11/06/25 17:00	762-75-4	
1,2-Dichloroethane	ND	ug/L	5.0	1		11/06/25 17:00	107-06-2	
Diisopropyl ether	ND	ug/L	5.0	1		11/06/25 17:00	108-20-3	
Ethanol	ND	ug/L	200	1		11/06/25 17:00	64-17-5	
Ethylbenzene	ND	ug/L	5.0	1		11/06/25 17:00	100-41-4	
Ethyl-tert-butyl ether	ND	ug/L	10.0	1		11/06/25 17:00	637-92-3	
Methyl-tert-butyl ether	ND	ug/L	5.0	1		11/06/25 17:00	1634-04-4	
Naphthalene	ND	ug/L	5.0	1		11/06/25 17:00	91-20-3	
Toluene	ND	ug/L	5.0	1		11/06/25 17:00	108-88-3	
Xylene (Total)	ND	ug/L	5.0	1		11/06/25 17:00	1330-20-7	
m&p-Xylene	ND	ug/L	10.0	1		11/06/25 17:00	179601-23-1	
o-Xylene	ND	ug/L	5.0	1		11/06/25 17:00	95-47-6	
Surrogates								
4-Bromofluorobenzene (S)	97	%	70-130	1		11/06/25 17:00	460-00-4	
1,2-Dichloroethane-d4 (S)	102	%	70-130	1		11/06/25 17:00	17060-07-0	
Toluene-d8 (S)	99	%	70-130	1		11/06/25 17:00	2037-26-5	

REPORT OF LABORATORY ANALYSIS

This report shall not be reproduced, except in full,
without the written consent of Pace Analytical Services, LLC.

Pace Analytical Services, LLC
9800 Kincey Ave. Suite 100
Huntersville, NC 28078
(704)875-9092

ANALYTICAL RESULTS

Project: UST UNKNOWN #14324
Pace Project No.: 92827694

Sample: DDW-1 (119.5) **Lab ID: 92827694028** Collected: 11/04/25 10:48 Received: 11/05/25 12:45 Matrix: Water

Parameters	Results	Units	Report Limit	DF	Prepared	Analyzed	CAS No.	Qual
8011 GCS EDB and DBCP	Analytical Method: EPA 8011 Preparation Method: EPA 8011 Pace Analytical Services - Charlotte							
1,2-Dibromoethane (EDB)	ND	ug/L	0.020	1	11/06/25 07:09	11/07/25 09:35	106-93-4	
Surrogates								
1-Chloro-2-bromopropane (S)	109	%	60-140	1	11/06/25 07:09	11/07/25 09:35	301-79-56	
8260 MSV	Analytical Method: EPA 8260D Pace Analytical Services - Charlotte							
tert-Amyl Alcohol	ND	ug/L	100	1		11/06/25 17:19	75-85-4	
tert-Amylmethyl ether	ND	ug/L	10.0	1		11/06/25 17:19	994-05-8	
Benzene	ND	ug/L	5.0	1		11/06/25 17:19	71-43-2	
3,3-Dimethyl-1-Butanol	ND	ug/L	100	1		11/06/25 17:19	624-95-3	
tert-Butyl Alcohol	ND	ug/L	100	1		11/06/25 17:19	75-65-0	
tert-Butyl Formate	ND	ug/L	50.0	1		11/06/25 17:19	762-75-4	
1,2-Dichloroethane	ND	ug/L	5.0	1		11/06/25 17:19	107-06-2	
Diisopropyl ether	ND	ug/L	5.0	1		11/06/25 17:19	108-20-3	
Ethanol	ND	ug/L	200	1		11/06/25 17:19	64-17-5	
Ethylbenzene	ND	ug/L	5.0	1		11/06/25 17:19	100-41-4	
Ethyl-tert-butyl ether	ND	ug/L	10.0	1		11/06/25 17:19	637-92-3	
Methyl-tert-butyl ether	ND	ug/L	5.0	1		11/06/25 17:19	1634-04-4	
Naphthalene	ND	ug/L	5.0	1		11/06/25 17:19	91-20-3	
Toluene	ND	ug/L	5.0	1		11/06/25 17:19	108-88-3	
Xylene (Total)	ND	ug/L	5.0	1		11/06/25 17:19	1330-20-7	
m&p-Xylene	ND	ug/L	10.0	1		11/06/25 17:19	179601-23-1	
o-Xylene	ND	ug/L	5.0	1		11/06/25 17:19	95-47-6	
Surrogates								
4-Bromofluorobenzene (S)	97	%	70-130	1		11/06/25 17:19	460-00-4	
1,2-Dichloroethane-d4 (S)	99	%	70-130	1		11/06/25 17:19	17060-07-0	
Toluene-d8 (S)	99	%	70-130	1		11/06/25 17:19	2037-26-5	

REPORT OF LABORATORY ANALYSIS

This report shall not be reproduced, except in full,
without the written consent of Pace Analytical Services, LLC.

Pace Analytical Services, LLC
9800 Kincey Ave. Suite 100
Huntersville, NC 28078
(704)875-9092

ANALYTICAL RESULTS

Project: UST UNKNOWN #14324
Pace Project No.: 92827694

Sample: DDW-2 **Lab ID: 92827694029** Collected: 11/04/25 11:49 Received: 11/05/25 12:45 Matrix: Water

Parameters	Results	Units	Report Limit	DF	Prepared	Analyzed	CAS No.	Qual
8011 GCS EDB and DBCP	Analytical Method: EPA 8011 Preparation Method: EPA 8011 Pace Analytical Services - Charlotte							
1,2-Dibromoethane (EDB)	ND	ug/L	0.020	1	11/06/25 07:09	11/07/25 09:45	106-93-4	
Surrogates								
1-Chloro-2-bromopropane (S)	108	%	60-140	1	11/06/25 07:09	11/07/25 09:45	301-79-56	
8260 MSV	Analytical Method: EPA 8260D Pace Analytical Services - Charlotte							
tert-Amyl Alcohol	ND	ug/L	100	1		11/06/25 17:37	75-85-4	
tert-Amylmethyl ether	ND	ug/L	10.0	1		11/06/25 17:37	994-05-8	
Benzene	ND	ug/L	5.0	1		11/06/25 17:37	71-43-2	
3,3-Dimethyl-1-Butanol	ND	ug/L	100	1		11/06/25 17:37	624-95-3	
tert-Butyl Alcohol	ND	ug/L	100	1		11/06/25 17:37	75-65-0	
tert-Butyl Formate	ND	ug/L	50.0	1		11/06/25 17:37	762-75-4	
1,2-Dichloroethane	ND	ug/L	5.0	1		11/06/25 17:37	107-06-2	
Diisopropyl ether	ND	ug/L	5.0	1		11/06/25 17:37	108-20-3	
Ethanol	ND	ug/L	200	1		11/06/25 17:37	64-17-5	
Ethylbenzene	ND	ug/L	5.0	1		11/06/25 17:37	100-41-4	
Ethyl-tert-butyl ether	ND	ug/L	10.0	1		11/06/25 17:37	637-92-3	
Methyl-tert-butyl ether	ND	ug/L	5.0	1		11/06/25 17:37	1634-04-4	
Naphthalene	ND	ug/L	5.0	1		11/06/25 17:37	91-20-3	
Toluene	ND	ug/L	5.0	1		11/06/25 17:37	108-88-3	
Xylene (Total)	ND	ug/L	5.0	1		11/06/25 17:37	1330-20-7	
m&p-Xylene	ND	ug/L	10.0	1		11/06/25 17:37	179601-23-1	
o-Xylene	ND	ug/L	5.0	1		11/06/25 17:37	95-47-6	
Surrogates								
4-Bromofluorobenzene (S)	99	%	70-130	1		11/06/25 17:37	460-00-4	
1,2-Dichloroethane-d4 (S)	102	%	70-130	1		11/06/25 17:37	17060-07-0	
Toluene-d8 (S)	99	%	70-130	1		11/06/25 17:37	2037-26-5	

REPORT OF LABORATORY ANALYSIS

This report shall not be reproduced, except in full,
without the written consent of Pace Analytical Services, LLC.

Pace Analytical Services, LLC
9800 Kincey Ave. Suite 100
Huntersville, NC 28078
(704)875-9092

ANALYTICAL RESULTS

Project: UST UNKNOWN #14324
Pace Project No.: 92827694

Sample: DDW-3 **Lab ID: 92827694030** Collected: 11/04/25 11:48 Received: 11/05/25 12:45 Matrix: Water

Parameters	Results	Units	Report Limit	DF	Prepared	Analyzed	CAS No.	Qual
8011 GCS EDB and DBCP	Analytical Method: EPA 8011 Preparation Method: EPA 8011 Pace Analytical Services - Charlotte							
1,2-Dibromoethane (EDB)	ND	ug/L	0.020	1	11/06/25 07:09	11/07/25 09:56	106-93-4	
Surrogates								
1-Chloro-2-bromopropane (S)	108	%	60-140	1	11/06/25 07:09	11/07/25 09:56	301-79-56	
8260 MSV	Analytical Method: EPA 8260D Pace Analytical Services - Charlotte							
tert-Amyl Alcohol	ND	ug/L	100	1		11/06/25 17:55	75-85-4	
tert-Amylmethyl ether	ND	ug/L	10.0	1		11/06/25 17:55	994-05-8	
Benzene	ND	ug/L	5.0	1		11/06/25 17:55	71-43-2	
3,3-Dimethyl-1-Butanol	ND	ug/L	100	1		11/06/25 17:55	624-95-3	
tert-Butyl Alcohol	ND	ug/L	100	1		11/06/25 17:55	75-65-0	
tert-Butyl Formate	ND	ug/L	50.0	1		11/06/25 17:55	762-75-4	
1,2-Dichloroethane	ND	ug/L	5.0	1		11/06/25 17:55	107-06-2	
Diisopropyl ether	ND	ug/L	5.0	1		11/06/25 17:55	108-20-3	
Ethanol	ND	ug/L	200	1		11/06/25 17:55	64-17-5	
Ethylbenzene	ND	ug/L	5.0	1		11/06/25 17:55	100-41-4	
Ethyl-tert-butyl ether	ND	ug/L	10.0	1		11/06/25 17:55	637-92-3	
Methyl-tert-butyl ether	ND	ug/L	5.0	1		11/06/25 17:55	1634-04-4	
Naphthalene	ND	ug/L	5.0	1		11/06/25 17:55	91-20-3	
Toluene	ND	ug/L	5.0	1		11/06/25 17:55	108-88-3	
Xylene (Total)	ND	ug/L	5.0	1		11/06/25 17:55	1330-20-7	
m&p-Xylene	ND	ug/L	10.0	1		11/06/25 17:55	179601-23-1	
o-Xylene	ND	ug/L	5.0	1		11/06/25 17:55	95-47-6	
Surrogates								
4-Bromofluorobenzene (S)	98	%	70-130	1		11/06/25 17:55	460-00-4	
1,2-Dichloroethane-d4 (S)	100	%	70-130	1		11/06/25 17:55	17060-07-0	
Toluene-d8 (S)	98	%	70-130	1		11/06/25 17:55	2037-26-5	

REPORT OF LABORATORY ANALYSIS

This report shall not be reproduced, except in full,
without the written consent of Pace Analytical Services, LLC.

Pace Analytical Services, LLC
9800 Kincey Ave. Suite 100
Huntersville, NC 28078
(704)875-9092

ANALYTICAL RESULTS

Project: UST UNKNOWN #14324
Pace Project No.: 92827694

Sample: DDW-4 **Lab ID: 92827694031** Collected: 11/04/25 12:43 Received: 11/05/25 12:45 Matrix: Water

Parameters	Results	Units	Report Limit	DF	Prepared	Analyzed	CAS No.	Qual
8011 GCS EDB and DBCP	Analytical Method: EPA 8011 Preparation Method: EPA 8011 Pace Analytical Services - Charlotte							
1,2-Dibromoethane (EDB)	**0.022**	ug/L	0.020	1	11/06/25 07:09	11/07/25 10:06	106-93-4	
Surrogates								
1-Chloro-2-bromopropane (S)	108	%	60-140	1	11/06/25 07:09	11/07/25 10:06	301-79-56	
8260 MSV	Analytical Method: EPA 8260D Pace Analytical Services - Charlotte							
tert-Amyl Alcohol	ND	ug/L	100	1		11/06/25 18:13	75-85-4	
tert-Amylmethyl ether	ND	ug/L	10.0	1		11/06/25 18:13	994-05-8	
Benzene	ND	ug/L	5.0	1		11/06/25 18:13	71-43-2	
3,3-Dimethyl-1-Butanol	ND	ug/L	100	1		11/06/25 18:13	624-95-3	
tert-Butyl Alcohol	ND	ug/L	100	1		11/06/25 18:13	75-65-0	
tert-Butyl Formate	ND	ug/L	50.0	1		11/06/25 18:13	762-75-4	
1,2-Dichloroethane	ND	ug/L	5.0	1		11/06/25 18:13	107-06-2	
Diisopropyl ether	ND	ug/L	5.0	1		11/06/25 18:13	108-20-3	
Ethanol	ND	ug/L	200	1		11/06/25 18:13	64-17-5	
Ethylbenzene	ND	ug/L	5.0	1		11/06/25 18:13	100-41-4	
Ethyl-tert-butyl ether	ND	ug/L	10.0	1		11/06/25 18:13	637-92-3	
Methyl-tert-butyl ether	ND	ug/L	5.0	1		11/06/25 18:13	1634-04-4	
Naphthalene	ND	ug/L	5.0	1		11/06/25 18:13	91-20-3	
Toluene	ND	ug/L	5.0	1		11/06/25 18:13	108-88-3	
Xylene (Total)	ND	ug/L	5.0	1		11/06/25 18:13	1330-20-7	
m&p-Xylene	ND	ug/L	10.0	1		11/06/25 18:13	179601-23-1	
o-Xylene	ND	ug/L	5.0	1		11/06/25 18:13	95-47-6	
Surrogates								
4-Bromofluorobenzene (S)	98	%	70-130	1		11/06/25 18:13	460-00-4	
1,2-Dichloroethane-d4 (S)	101	%	70-130	1		11/06/25 18:13	17060-07-0	
Toluene-d8 (S)	98	%	70-130	1		11/06/25 18:13	2037-26-5	

REPORT OF LABORATORY ANALYSIS

This report shall not be reproduced, except in full,
without the written consent of Pace Analytical Services, LLC.

Pace Analytical Services, LLC
9800 Kincey Ave. Suite 100
Huntersville, NC 28078
(704)875-9092

ANALYTICAL RESULTS

Project: UST UNKNOWN #14324
Pace Project No.: 92827694

Sample: RW-1 **Lab ID: 92827694032** Collected: 11/04/25 15:02 Received: 11/05/25 12:45 Matrix: Water

Parameters	Results	Units	Report Limit	DF	Prepared	Analyzed	CAS No.	Qual
8011 GCS EDB and DBCP	Analytical Method: EPA 8011 Preparation Method: EPA 8011 Pace Analytical Services - Charlotte							
1,2-Dibromoethane (EDB)	**1510**	ug/L	40.0	2000	11/06/25 07:09	11/09/25 13:51	106-93-4	
Surrogates								
1-Chloro-2-bromopropane (S)	0	%	60-140	2000	11/06/25 07:09	11/09/25 13:51	301-79-56	S4
8260 MSV	Analytical Method: EPA 8260D Pace Analytical Services - Charlotte							
tert-Amyl Alcohol	ND	ug/L	25000	250		11/10/25 22:26	75-85-4	
tert-Amylmethyl ether	ND	ug/L	2500	250		11/10/25 22:26	994-05-8	
Benzene	**22600**	ug/L	1250	250		11/10/25 22:26	71-43-2	
3,3-Dimethyl-1-Butanol	ND	ug/L	25000	250		11/10/25 22:26	624-95-3	
tert-Butyl Alcohol	ND	ug/L	25000	250		11/10/25 22:26	75-65-0	
tert-Butyl Formate	ND	ug/L	12500	250		11/10/25 22:26	762-75-4	
1,2-Dichloroethane	ND	ug/L	1250	250		11/10/25 22:26	107-06-2	
Diisopropyl ether	ND	ug/L	1250	250		11/10/25 22:26	108-20-3	
Ethanol	ND	ug/L	50000	250		11/10/25 22:26	64-17-5	
Ethylbenzene	**2540**	ug/L	1250	250		11/10/25 22:26	100-41-4	
Ethyl-tert-butyl ether	ND	ug/L	2500	250		11/10/25 22:26	637-92-3	
Methyl-tert-butyl ether	ND	ug/L	1250	250		11/10/25 22:26	1634-04-4	
Naphthalene	**1080J**	ug/L	1250	250		11/10/25 22:26	91-20-3	
Toluene	**39700**	ug/L	1250	250		11/10/25 22:26	108-88-3	
Xylene (Total)	**15300**	ug/L	1250	250		11/10/25 22:26	1330-20-7	
m&p-Xylene	**10500**	ug/L	2500	250		11/10/25 22:26	179601-23-1	
o-Xylene	**4750**	ug/L	1250	250		11/10/25 22:26	95-47-6	
Surrogates								
4-Bromofluorobenzene (S)	100	%	70-130	250		11/10/25 22:26	460-00-4	
1,2-Dichloroethane-d4 (S)	95	%	70-130	250		11/10/25 22:26	17060-07-0	
Toluene-d8 (S)	100	%	70-130	250		11/10/25 22:26	2037-26-5	

REPORT OF LABORATORY ANALYSIS

This report shall not be reproduced, except in full,
without the written consent of Pace Analytical Services, LLC.

Pace Analytical Services, LLC
9800 Kincey Ave. Suite 100
Huntersville, NC 28078
(704)875-9092

ANALYTICAL RESULTS

Project: UST UNKNOWN #14324
Pace Project No.: 92827694

Sample: RW-2 **Lab ID: 92827694033** Collected: 11/04/25 14:55 Received: 11/05/25 12:45 Matrix: Water

Parameters	Results	Units	Report Limit	DF	Prepared	Analyzed	CAS No.	Qual
8011 GCS EDB and DBCP	Analytical Method: EPA 8011 Preparation Method: EPA 8011 Pace Analytical Services - Charlotte							
1,2-Dibromoethane (EDB)	ND	ug/L	0.020	1	11/06/25 07:09	11/07/25 10:27	106-93-4	
Surrogates								
1-Chloro-2-bromopropane (S)	111	%	60-140	1	11/06/25 07:09	11/07/25 10:27	301-79-56	
8260 MSV	Analytical Method: EPA 8260D Pace Analytical Services - Charlotte							
tert-Amyl Alcohol	ND	ug/L	1250	12.5		11/08/25 01:50	75-85-4	
tert-Amylmethyl ether	ND	ug/L	125	12.5		11/08/25 01:50	994-05-8	
Benzene	ND	ug/L	62.5	12.5		11/08/25 01:50	71-43-2	
3,3-Dimethyl-1-Butanol	ND	ug/L	1250	12.5		11/08/25 01:50	624-95-3	
tert-Butyl Alcohol	ND	ug/L	1250	12.5		11/08/25 01:50	75-65-0	
tert-Butyl Formate	ND	ug/L	625	12.5		11/08/25 01:50	762-75-4	
1,2-Dichloroethane	ND	ug/L	62.5	12.5		11/08/25 01:50	107-06-2	
Diisopropyl ether	ND	ug/L	62.5	12.5		11/08/25 01:50	108-20-3	
Ethanol	ND	ug/L	2500	12.5		11/08/25 01:50	64-17-5	
Ethylbenzene	**1210**	ug/L	62.5	12.5		11/08/25 01:50	100-41-4	
Ethyl-tert-butyl ether	ND	ug/L	125	12.5		11/08/25 01:50	637-92-3	
Methyl-tert-butyl ether	ND	ug/L	62.5	12.5		11/08/25 01:50	1634-04-4	
Naphthalene	**545**	ug/L	62.5	12.5		11/08/25 01:50	91-20-3	
Toluene	**437**	ug/L	62.5	12.5		11/08/25 01:50	108-88-3	
Xylene (Total)	**3730**	ug/L	62.5	12.5		11/08/25 01:50	1330-20-7	
m&p-Xylene	**3200**	ug/L	125	12.5		11/08/25 01:50	179601-23-1	
o-Xylene	**534**	ug/L	62.5	12.5		11/08/25 01:50	95-47-6	
Surrogates								
4-Bromofluorobenzene (S)	95	%	70-130	12.5		11/08/25 01:50	460-00-4	
1,2-Dichloroethane-d4 (S)	104	%	70-130	12.5		11/08/25 01:50	17060-07-0	
Toluene-d8 (S)	100	%	70-130	12.5		11/08/25 01:50	2037-26-5	

REPORT OF LABORATORY ANALYSIS

This report shall not be reproduced, except in full,
without the written consent of Pace Analytical Services, LLC.

Pace Analytical Services, LLC
9800 Kincey Ave. Suite 100
Huntersville, NC 28078
(704)875-9092

ANALYTICAL RESULTS

Project: UST UNKNOWN #14324
Pace Project No.: 92827694

Sample: RW-3 **Lab ID: 92827694034** Collected: 11/04/25 15:04 Received: 11/05/25 12:45 Matrix: Water

Parameters	Results	Units	Report Limit	DF	Prepared	Analyzed	CAS No.	Qual
8011 GCS EDB and DBCP	Analytical Method: EPA 8011 Preparation Method: EPA 8011 Pace Analytical Services - Charlotte							
1,2-Dibromoethane (EDB)	**0.21**	ug/L	0.020	1	11/06/25 07:09	11/07/25 10:38	106-93-4	
Surrogates								
1-Chloro-2-bromopropane (S)	110	%	60-140	1	11/06/25 07:09	11/07/25 10:38	301-79-56	
8260 MSV	Analytical Method: EPA 8260D Pace Analytical Services - Charlotte							
tert-Amyl Alcohol	ND	ug/L	4000	40		11/06/25 17:42	75-85-4	
tert-Amylmethyl ether	ND	ug/L	400	40		11/06/25 17:42	994-05-8	
Benzene	**344**	ug/L	200	40		11/06/25 17:42	71-43-2	
3,3-Dimethyl-1-Butanol	ND	ug/L	4000	40		11/06/25 17:42	624-95-3	
tert-Butyl Alcohol	ND	ug/L	4000	40		11/06/25 17:42	75-65-0	
tert-Butyl Formate	ND	ug/L	2000	40		11/06/25 17:42	762-75-4	
1,2-Dichloroethane	ND	ug/L	200	40		11/06/25 17:42	107-06-2	
Diisopropyl ether	ND	ug/L	200	40		11/06/25 17:42	108-20-3	
Ethanol	ND	ug/L	8000	40		11/06/25 17:42	64-17-5	
Ethylbenzene	**2810**	ug/L	200	40		11/06/25 17:42	100-41-4	
Ethyl-tert-butyl ether	ND	ug/L	400	40		11/06/25 17:42	637-92-3	
Methyl-tert-butyl ether	ND	ug/L	200	40		11/06/25 17:42	1634-04-4	
Naphthalene	**834**	ug/L	200	40		11/06/25 17:42	91-20-3	
Toluene	**1160**	ug/L	200	40		11/06/25 17:42	108-88-3	
Xylene (Total)	**12000**	ug/L	200	40		11/06/25 17:42	1330-20-7	
m&p-Xylene	**9740**	ug/L	400	40		11/06/25 17:42	179601-23-1	
o-Xylene	**2230**	ug/L	200	40		11/06/25 17:42	95-47-6	
Surrogates								
4-Bromofluorobenzene (S)	98	%	70-130	40		11/06/25 17:42	460-00-4	
1,2-Dichloroethane-d4 (S)	91	%	70-130	40		11/06/25 17:42	17060-07-0	
Toluene-d8 (S)	101	%	70-130	40		11/06/25 17:42	2037-26-5	

REPORT OF LABORATORY ANALYSIS

This report shall not be reproduced, except in full,
without the written consent of Pace Analytical Services, LLC.

Pace Analytical Services, LLC
9800 Kincey Ave. Suite 100
Huntersville, NC 28078
(704)875-9092

ANALYTICAL RESULTS

Project: UST UNKNOWN #14324
Pace Project No.: 92827694

Sample: RW-4 **Lab ID: 92827694035** Collected: 11/04/25 15:06 Received: 11/05/25 12:45 Matrix: Water

Parameters	Results	Units	Report Limit	DF	Prepared	Analyzed	CAS No.	Qual
8011 GCS EDB and DBCP	Analytical Method: EPA 8011 Preparation Method: EPA 8011 Pace Analytical Services - Charlotte							
1,2-Dibromoethane (EDB)	**2620**	ug/L	197	10000	11/06/25 07:09	11/10/25 16:46	106-93-4	
Surrogates								
1-Chloro-2-bromopropane (S)	0	%	60-140	10000	11/06/25 07:09	11/10/25 16:46	301-79-56	S4
8260 MSV	Analytical Method: EPA 8260D Pace Analytical Services - Charlotte							
tert-Amyl Alcohol	ND	ug/L	20000	200		11/06/25 18:38	75-85-4	
tert-Amylmethyl ether	ND	ug/L	2000	200		11/06/25 18:38	994-05-8	
Benzene	**27300**	ug/L	1000	200		11/06/25 18:38	71-43-2	
3,3-Dimethyl-1-Butanol	ND	ug/L	20000	200		11/06/25 18:38	624-95-3	
tert-Butyl Alcohol	ND	ug/L	20000	200		11/06/25 18:38	75-65-0	
tert-Butyl Formate	ND	ug/L	10000	200		11/06/25 18:38	762-75-4	
1,2-Dichloroethane	ND	ug/L	1000	200		11/06/25 18:38	107-06-2	
Diisopropyl ether	ND	ug/L	1000	200		11/06/25 18:38	108-20-3	
Ethanol	ND	ug/L	40000	200		11/06/25 18:38	64-17-5	
Ethylbenzene	**2050**	ug/L	1000	200		11/06/25 18:38	100-41-4	
Ethyl-tert-butyl ether	ND	ug/L	2000	200		11/06/25 18:38	637-92-3	
Methyl-tert-butyl ether	ND	ug/L	1000	200		11/06/25 18:38	1634-04-4	
Naphthalene	**950J**	ug/L	1000	200		11/06/25 18:38	91-20-3	
Toluene	**31000**	ug/L	1000	200		11/06/25 18:38	108-88-3	
Xylene (Total)	**13200**	ug/L	1000	200		11/06/25 18:38	1330-20-7	
m&p-Xylene	**9040**	ug/L	2000	200		11/06/25 18:38	179601-23-1	
o-Xylene	**4170**	ug/L	1000	200		11/06/25 18:38	95-47-6	
Surrogates								
4-Bromofluorobenzene (S)	97	%	70-130	200		11/06/25 18:38	460-00-4	
1,2-Dichloroethane-d4 (S)	94	%	70-130	200		11/06/25 18:38	17060-07-0	
Toluene-d8 (S)	100	%	70-130	200		11/06/25 18:38	2037-26-5	

REPORT OF LABORATORY ANALYSIS

This report shall not be reproduced, except in full,
without the written consent of Pace Analytical Services, LLC.

Pace Analytical Services, LLC
9800 Kincey Ave. Suite 100
Huntersville, NC 28078
(704)875-9092

ANALYTICAL RESULTS

Project: UST UNKNOWN #14324
Pace Project No.: 92827694

Sample: RW-5 **Lab ID: 92827694036** Collected: 11/04/25 15:10 Received: 11/05/25 12:45 Matrix: Water

Parameters	Results	Units	Report Limit	DF	Prepared	Analyzed	CAS No.	Qual
8011 GCS EDB and DBCP	Analytical Method: EPA 8011 Preparation Method: EPA 8011 Pace Analytical Services - Charlotte							
1,2-Dibromoethane (EDB)	**786**	ug/L	19.9	1000	11/06/25 07:09	11/07/25 19:08	106-93-4	
Surrogates								
1-Chloro-2-bromopropane (S)	0	%	60-140	1000	11/06/25 07:09	11/07/25 19:08	301-79-56	S4
8260 MSV	Analytical Method: EPA 8260D Pace Analytical Services - Charlotte							
tert-Amyl Alcohol	ND	ug/L	25000	250		11/06/25 19:13	75-85-4	
tert-Amylmethyl ether	ND	ug/L	2500	250		11/06/25 19:13	994-05-8	
Benzene	**25600**	ug/L	1250	250		11/06/25 19:13	71-43-2	
3,3-Dimethyl-1-Butanol	ND	ug/L	25000	250		11/06/25 19:13	624-95-3	
tert-Butyl Alcohol	ND	ug/L	25000	250		11/06/25 19:13	75-65-0	
tert-Butyl Formate	ND	ug/L	12500	250		11/06/25 19:13	762-75-4	
1,2-Dichloroethane	ND	ug/L	1250	250		11/06/25 19:13	107-06-2	
Diisopropyl ether	ND	ug/L	1250	250		11/06/25 19:13	108-20-3	
Ethanol	ND	ug/L	50000	250		11/06/25 19:13	64-17-5	
Ethylbenzene	**2190**	ug/L	1250	250		11/06/25 19:13	100-41-4	
Ethyl-tert-butyl ether	ND	ug/L	2500	250		11/06/25 19:13	637-92-3	
Methyl-tert-butyl ether	ND	ug/L	1250	250		11/06/25 19:13	1634-04-4	
Naphthalene	**865J**	ug/L	1250	250		11/06/25 19:13	91-20-3	
Toluene	**34800**	ug/L	1250	250		11/06/25 19:13	108-88-3	
Xylene (Total)	**11900**	ug/L	1250	250		11/06/25 19:13	1330-20-7	
m&p-Xylene	**8130**	ug/L	2500	250		11/06/25 19:13	179601-23-1	
o-Xylene	**3790**	ug/L	1250	250		11/06/25 19:13	95-47-6	
Surrogates								
4-Bromofluorobenzene (S)	99	%	70-130	250		11/06/25 19:13	460-00-4	
1,2-Dichloroethane-d4 (S)	93	%	70-130	250		11/06/25 19:13	17060-07-0	
Toluene-d8 (S)	99	%	70-130	250		11/06/25 19:13	2037-26-5	

This report shall not be reproduced, except in full,
without the written consent of Pace Analytical Services, LLC.

Pace Analytical Services, LLC
9800 Kincey Ave. Suite 100
Huntersville, NC 28078
(704)875-9092

ANALYTICAL RESULTS

Project: UST UNKNOWN #14324
Pace Project No.: 92827694

Sample: EP-4 **Lab ID: 92827694037** Collected: 11/04/25 15:13 Received: 11/05/25 12:45 Matrix: Water

Parameters	Results	Units	Report Limit	DF	Prepared	Analyzed	CAS No.	Qual
8011 GCS EDB and DBCP	Analytical Method: EPA 8011 Preparation Method: EPA 8011 Pace Analytical Services - Charlotte							
1,2-Dibromoethane (EDB)	ND	ug/L	0.020	1	11/06/25 07:09	11/07/25 11:10	106-93-4	
Surrogates								
1-Chloro-2-bromopropane (S)	72	%	60-140	1	11/06/25 07:09	11/07/25 11:10	301-79-56	
8260 MSV	Analytical Method: EPA 8260D Pace Analytical Services - Charlotte							
tert-Amyl Alcohol	ND	ug/L	10000	100		11/10/25 21:32	75-85-4	
tert-Amylmethyl ether	ND	ug/L	1000	100		11/10/25 21:32	994-05-8	
Benzene	**592**	ug/L	500	100		11/10/25 21:32	71-43-2	
3,3-Dimethyl-1-Butanol	ND	ug/L	10000	100		11/10/25 21:32	624-95-3	
tert-Butyl Alcohol	ND	ug/L	10000	100		11/10/25 21:32	75-65-0	
tert-Butyl Formate	ND	ug/L	5000	100		11/10/25 21:32	762-75-4	
1,2-Dichloroethane	ND	ug/L	500	100		11/10/25 21:32	107-06-2	
Diisopropyl ether	ND	ug/L	500	100		11/10/25 21:32	108-20-3	
Ethanol	ND	ug/L	20000	100		11/10/25 21:32	64-17-5	
Ethylbenzene	**2060**	ug/L	500	100		11/10/25 21:32	100-41-4	
Ethyl-tert-butyl ether	ND	ug/L	1000	100		11/10/25 21:32	637-92-3	
Methyl-tert-butyl ether	ND	ug/L	500	100		11/10/25 21:32	1634-04-4	
Naphthalene	**1510**	ug/L	500	100		11/10/25 21:32	91-20-3	
Toluene	**7010**	ug/L	500	100		11/10/25 21:32	108-88-3	
Xylene (Total)	**12800**	ug/L	500	100		11/10/25 21:32	1330-20-7	
m&p-Xylene	**9150**	ug/L	1000	100		11/10/25 21:32	179601-23-1	
o-Xylene	**3670**	ug/L	500	100		11/10/25 21:32	95-47-6	
Surrogates								
4-Bromofluorobenzene (S)	100	%	70-130	100		11/10/25 21:32	460-00-4	D3
1,2-Dichloroethane-d4 (S)	100	%	70-130	100		11/10/25 21:32	17060-07-0	
Toluene-d8 (S)	98	%	70-130	100		11/10/25 21:32	2037-26-5	

REPORT OF LABORATORY ANALYSIS

This report shall not be reproduced, except in full,
without the written consent of Pace Analytical Services, LLC.

Pace Analytical Services, LLC
9800 Kincey Ave. Suite 100
Huntersville, NC 28078
(704)875-9092

ANALYTICAL RESULTS

Project: UST UNKNOWN #14324
Pace Project No.: 92827694

Sample: EP-12 **Lab ID: 92827694038** Collected: 11/04/25 14:57 Received: 11/05/25 12:45 Matrix: Water

Parameters	Results	Units	Report Limit	DF	Prepared	Analyzed	CAS No.	Qual
8011 GCS EDB and DBCP	Analytical Method: EPA 8011 Preparation Method: EPA 8011 Pace Analytical Services - Charlotte							
1,2-Dibromoethane (EDB)	**567**	ug/L	19.3	1000	11/06/25 07:09	11/07/25 19:19	106-93-4	
Surrogates								
1-Chloro-2-bromopropane (S)	0	%	60-140	1000	11/06/25 07:09	11/07/25 19:19	301-79-56	S4
8260 MSV	Analytical Method: EPA 8260D Pace Analytical Services - Charlotte							
tert-Amyl Alcohol	ND	ug/L	12500	125		11/06/25 19:16	75-85-4	
tert-Amylmethyl ether	ND	ug/L	1250	125		11/06/25 19:16	994-05-8	
Benzene	**14900**	ug/L	625	125		11/06/25 19:16	71-43-2	
3,3-Dimethyl-1-Butanol	ND	ug/L	12500	125		11/06/25 19:16	624-95-3	
tert-Butyl Alcohol	ND	ug/L	12500	125		11/06/25 19:16	75-65-0	
tert-Butyl Formate	ND	ug/L	6250	125		11/06/25 19:16	762-75-4	
1,2-Dichloroethane	ND	ug/L	625	125		11/06/25 19:16	107-06-2	
Diisopropyl ether	ND	ug/L	625	125		11/06/25 19:16	108-20-3	
Ethanol	ND	ug/L	25000	125		11/06/25 19:16	64-17-5	
Ethylbenzene	**1420**	ug/L	625	125		11/06/25 19:16	100-41-4	
Ethyl-tert-butyl ether	ND	ug/L	1250	125		11/06/25 19:16	637-92-3	
Methyl-tert-butyl ether	ND	ug/L	625	125		11/06/25 19:16	1634-04-4	
Naphthalene	**1050**	ug/L	625	125		11/06/25 19:16	91-20-3	
Toluene	**23600**	ug/L	625	125		11/06/25 19:16	108-88-3	
Xylene (Total)	**16400**	ug/L	625	125		11/06/25 19:16	1330-20-7	
m&p-Xylene	**11100**	ug/L	1250	125		11/06/25 19:16	179601-23-1	
o-Xylene	**5310**	ug/L	625	125		11/06/25 19:16	95-47-6	
Surrogates								
4-Bromofluorobenzene (S)	100	%	70-130	125		11/06/25 19:16	460-00-4	
1,2-Dichloroethane-d4 (S)	97	%	70-130	125		11/06/25 19:16	17060-07-0	
Toluene-d8 (S)	100	%	70-130	125		11/06/25 19:16	2037-26-5	

This report shall not be reproduced, except in full,
without the written consent of Pace Analytical Services, LLC.

Pace Analytical Services, LLC
9800 Kincey Ave. Suite 100
Huntersville, NC 28078
(704)875-9092

ANALYTICAL RESULTS

Project: UST UNKNOWN #14324
Pace Project No.: 92827694

Sample: EP-16 **Lab ID: 92827694039** Collected: 11/04/25 15:02 Received: 11/05/25 12:45 Matrix: Water

Parameters	Results	Units	Report Limit	DF	Prepared	Analyzed	CAS No.	Qual
8011 GCS EDB and DBCP	Analytical Method: EPA 8011 Preparation Method: EPA 8011 Pace Analytical Services - Charlotte							
1,2-Dibromoethane (EDB)	**834**	ug/L	19.6	1000	11/06/25 07:09	11/07/25 19:30	106-93-4	
Surrogates								
1-Chloro-2-bromopropane (S)	0	%	60-140	1000	11/06/25 07:09	11/07/25 19:30	301-79-56	S4
8260 MSV	Analytical Method: EPA 8260D Pace Analytical Services - Charlotte							
tert-Amyl Alcohol	ND	ug/L	20000	200		11/06/25 20:11	75-85-4	
tert-Amylmethyl ether	ND	ug/L	2000	200		11/06/25 20:11	994-05-8	
Benzene	**11400**	ug/L	1000	200		11/06/25 20:11	71-43-2	
3,3-Dimethyl-1-Butanol	ND	ug/L	20000	200		11/06/25 20:11	624-95-3	
tert-Butyl Alcohol	ND	ug/L	20000	200		11/06/25 20:11	75-65-0	
tert-Butyl Formate	ND	ug/L	10000	200		11/06/25 20:11	762-75-4	
1,2-Dichloroethane	ND	ug/L	1000	200		11/06/25 20:11	107-06-2	
Diisopropyl ether	ND	ug/L	1000	200		11/06/25 20:11	108-20-3	
Ethanol	ND	ug/L	40000	200		11/06/25 20:11	64-17-5	
Ethylbenzene	**1320**	ug/L	1000	200		11/06/25 20:11	100-41-4	
Ethyl-tert-butyl ether	ND	ug/L	2000	200		11/06/25 20:11	637-92-3	
Methyl-tert-butyl ether	ND	ug/L	1000	200		11/06/25 20:11	1634-04-4	
Naphthalene	**989J**	ug/L	1000	200		11/06/25 20:11	91-20-3	
Toluene	**23200**	ug/L	1000	200		11/06/25 20:11	108-88-3	
Xylene (Total)	**17100**	ug/L	1000	200		11/06/25 20:11	1330-20-7	
m&p-Xylene	**11400**	ug/L	2000	200		11/06/25 20:11	179601-23-1	
o-Xylene	**5640**	ug/L	1000	200		11/06/25 20:11	95-47-6	
Surrogates								
4-Bromofluorobenzene (S)	96	%	70-130	200		11/06/25 20:11	460-00-4	
1,2-Dichloroethane-d4 (S)	90	%	70-130	200		11/06/25 20:11	17060-07-0	
Toluene-d8 (S)	102	%	70-130	200		11/06/25 20:11	2037-26-5	

REPORT OF LABORATORY ANALYSIS

This report shall not be reproduced, except in full,
without the written consent of Pace Analytical Services, LLC.

Pace Analytical Services, LLC
9800 Kincey Ave. Suite 100
Huntersville, NC 28078
(704)875-9092

ANALYTICAL RESULTS

Project: UST UNKNOWN #14324
Pace Project No.: 92827694

Sample: EP-20 **Lab ID: 92827694040** Collected: 11/04/25 14:37 Received: 11/05/25 12:45 Matrix: Water

Parameters	Results	Units	Report Limit	DF	Prepared	Analyzed	CAS No.	Qual
8011 GCS EDB and DBCP	Analytical Method: EPA 8011 Preparation Method: EPA 8011 Pace Analytical Services - Charlotte							
1,2-Dibromoethane (EDB)	**875**	ug/L	40.3	2000	11/07/25 06:49	11/10/25 17:16	106-93-4	
Surrogates								
1-Chloro-2-bromopropane (S)	0	%	60-140	2000	11/07/25 06:49	11/10/25 17:16	301-79-56	S4
8260 MSV	Analytical Method: EPA 8260D Pace Analytical Services - Charlotte							
tert-Amyl Alcohol	ND	ug/L	20000	200		11/06/25 20:30	75-85-4	
tert-Amylmethyl ether	ND	ug/L	2000	200		11/06/25 20:30	994-05-8	
Benzene	**12900**	ug/L	1000	200		11/06/25 20:30	71-43-2	
3,3-Dimethyl-1-Butanol	ND	ug/L	20000	200		11/06/25 20:30	624-95-3	
tert-Butyl Alcohol	ND	ug/L	20000	200		11/06/25 20:30	75-65-0	
tert-Butyl Formate	ND	ug/L	10000	200		11/06/25 20:30	762-75-4	
1,2-Dichloroethane	ND	ug/L	1000	200		11/06/25 20:30	107-06-2	
Diisopropyl ether	ND	ug/L	1000	200		11/06/25 20:30	108-20-3	
Ethanol	ND	ug/L	40000	200		11/06/25 20:30	64-17-5	
Ethylbenzene	**1370**	ug/L	1000	200		11/06/25 20:30	100-41-4	
Ethyl-tert-butyl ether	ND	ug/L	2000	200		11/06/25 20:30	637-92-3	
Methyl-tert-butyl ether	ND	ug/L	1000	200		11/06/25 20:30	1634-04-4	
Naphthalene	**1140**	ug/L	1000	200		11/06/25 20:30	91-20-3	
Toluene	**27200**	ug/L	1000	200		11/06/25 20:30	108-88-3	
Xylene (Total)	**17400**	ug/L	1000	200		11/06/25 20:30	1330-20-7	
m&p-Xylene	**11600**	ug/L	2000	200		11/06/25 20:30	179601-23-1	
o-Xylene	**5770**	ug/L	1000	200		11/06/25 20:30	95-47-6	
Surrogates								
4-Bromofluorobenzene (S)	97	%	70-130	200		11/06/25 20:30	460-00-4	
1,2-Dichloroethane-d4 (S)	92	%	70-130	200		11/06/25 20:30	17060-07-0	
Toluene-d8 (S)	102	%	70-130	200		11/06/25 20:30	2037-26-5	

REPORT OF LABORATORY ANALYSIS

This report shall not be reproduced, except in full,
without the written consent of Pace Analytical Services, LLC.

Pace Analytical Services, LLC
9800 Kincey Ave. Suite 100
Huntersville, NC 28078
(704)875-9092

ANALYTICAL RESULTS

Project: UST UNKNOWN #14324
Pace Project No.: 92827694

Sample: SW-1 **Lab ID: 92827694041** Collected: 11/04/25 13:00 Received: 11/05/25 12:45 Matrix: Water

Parameters	Results	Units	Report Limit	DF	Prepared	Analyzed	CAS No.	Qual
8011 GCS EDB and DBCP	Analytical Method: EPA 8011 Preparation Method: EPA 8011 Pace Analytical Services - Charlotte							
1,2-Dibromoethane (EDB)	ND	ug/L	0.020	1	11/07/25 06:49	11/07/25 16:38	106-93-4	
Surrogates								
1-Chloro-2-bromopropane (S)	90	%	60-140	1	11/07/25 06:49	11/07/25 16:38	301-79-56	
8260 MSV Low Level SC	Analytical Method: EPA 8260D Pace Analytical Services - Charlotte							
tert-Amyl Alcohol	ND	ug/L	100	1		11/06/25 12:18	75-85-4	v2
tert-Amylmethyl ether	ND	ug/L	10.0	1		11/06/25 12:18	994-05-8	
Benzene	ND	ug/L	1.0	1		11/06/25 12:18	71-43-2	
3,3-Dimethyl-1-Butanol	ND	ug/L	100	1		11/06/25 12:18	624-95-3	v2
tert-Butyl Alcohol	ND	ug/L	100	1		11/06/25 12:18	75-65-0	v2
tert-Butyl Formate	ND	ug/L	50.0	1		11/06/25 12:18	762-75-4	
1,2-Dichloroethane	ND	ug/L	1.0	1		11/06/25 12:18	107-06-2	
Diisopropyl ether	ND	ug/L	1.0	1		11/06/25 12:18	108-20-3	
Ethanol	ND	ug/L	200	1		11/06/25 12:18	64-17-5	
Ethylbenzene	ND	ug/L	1.0	1		11/06/25 12:18	100-41-4	
Ethyl-tert-butyl ether	ND	ug/L	10.0	1		11/06/25 12:18	637-92-3	
Methyl-tert-butyl ether	ND	ug/L	1.0	1		11/06/25 12:18	1634-04-4	
Naphthalene	ND	ug/L	1.0	1		11/06/25 12:18	91-20-3	
Toluene	ND	ug/L	1.0	1		11/06/25 12:18	108-88-3	
Xylene (Total)	ND	ug/L	1.0	1		11/06/25 12:18	1330-20-7	
m&p-Xylene	ND	ug/L	2.0	1		11/06/25 12:18	179601-23-1	
o-Xylene	ND	ug/L	1.0	1		11/06/25 12:18	95-47-6	
Surrogates								
4-Bromofluorobenzene (S)	101	%	70-130	1		11/06/25 12:18	460-00-4	
1,2-Dichloroethane-d4 (S)	99	%	70-130	1		11/06/25 12:18	17060-07-0	
Toluene-d8 (S)	102	%	70-130	1		11/06/25 12:18	2037-26-5	

REPORT OF LABORATORY ANALYSIS

This report shall not be reproduced, except in full,
without the written consent of Pace Analytical Services, LLC.

Pace Analytical Services, LLC
9800 Kincey Ave. Suite 100
Huntersville, NC 28078
(704)875-9092

ANALYTICAL RESULTS

Project: UST UNKNOWN #14324
Pace Project No.: 92827694

Sample: SW-2 **Lab ID: 92827694042** Collected: 11/04/25 13:01 Received: 11/05/25 12:45 Matrix: Water

Parameters	Results	Units	Report Limit	DF	Prepared	Analyzed	CAS No.	Qual
8011 GCS EDB and DBCP	Analytical Method: EPA 8011 Preparation Method: EPA 8011 Pace Analytical Services - Charlotte							
1,2-Dibromoethane (EDB)	ND	ug/L	0.020	1	11/07/25 06:49	11/07/25 16:49	106-93-4	
Surrogates								
1-Chloro-2-bromopropane (S)	96	%	60-140	1	11/07/25 06:49	11/07/25 16:49	301-79-56	
8260 MSV Low Level SC	Analytical Method: EPA 8260D Pace Analytical Services - Charlotte							
tert-Amyl Alcohol	ND	ug/L	100	1		11/06/25 12:37	75-85-4	v2
tert-Amylmethyl ether	ND	ug/L	10.0	1		11/06/25 12:37	994-05-8	
Benzene	ND	ug/L	1.0	1		11/06/25 12:37	71-43-2	
3,3-Dimethyl-1-Butanol	ND	ug/L	100	1		11/06/25 12:37	624-95-3	v2
tert-Butyl Alcohol	ND	ug/L	100	1		11/06/25 12:37	75-65-0	v2
tert-Butyl Formate	ND	ug/L	50.0	1		11/06/25 12:37	762-75-4	
1,2-Dichloroethane	ND	ug/L	1.0	1		11/06/25 12:37	107-06-2	
Diisopropyl ether	ND	ug/L	1.0	1		11/06/25 12:37	108-20-3	
Ethanol	ND	ug/L	200	1		11/06/25 12:37	64-17-5	
Ethylbenzene	ND	ug/L	1.0	1		11/06/25 12:37	100-41-4	
Ethyl-tert-butyl ether	ND	ug/L	10.0	1		11/06/25 12:37	637-92-3	
Methyl-tert-butyl ether	ND	ug/L	1.0	1		11/06/25 12:37	1634-04-4	
Naphthalene	ND	ug/L	1.0	1		11/06/25 12:37	91-20-3	
Toluene	ND	ug/L	1.0	1		11/06/25 12:37	108-88-3	
Xylene (Total)	ND	ug/L	1.0	1		11/06/25 12:37	1330-20-7	
m&p-Xylene	ND	ug/L	2.0	1		11/06/25 12:37	179601-23-1	
o-Xylene	ND	ug/L	1.0	1		11/06/25 12:37	95-47-6	
Surrogates								
4-Bromofluorobenzene (S)	101	%	70-130	1		11/06/25 12:37	460-00-4	
1,2-Dichloroethane-d4 (S)	103	%	70-130	1		11/06/25 12:37	17060-07-0	
Toluene-d8 (S)	103	%	70-130	1		11/06/25 12:37	2037-26-5	

REPORT OF LABORATORY ANALYSIS

This report shall not be reproduced, except in full,
without the written consent of Pace Analytical Services, LLC.

Pace Analytical Services, LLC
9800 Kincey Ave. Suite 100
Huntersville, NC 28078
(704)875-9092

ANALYTICAL RESULTS

Project: UST UNKNOWN #14324
Pace Project No.: 92827694

Sample: SW-3 **Lab ID: 92827694043** Collected: 11/04/25 13:02 Received: 11/05/25 12:45 Matrix: Water

Parameters	Results	Units	Report Limit	DF	Prepared	Analyzed	CAS No.	Qual
8011 GCS EDB and DBCP	Analytical Method: EPA 8011 Preparation Method: EPA 8011 Pace Analytical Services - Charlotte							
1,2-Dibromoethane (EDB)	ND	ug/L	0.020	1	11/07/25 06:49	11/07/25 17:00	106-93-4	
Surrogates								
1-Chloro-2-bromopropane (S)	99	%	60-140	1	11/07/25 06:49	11/07/25 17:00	301-79-56	
8260 MSV Low Level SC	Analytical Method: EPA 8260D Pace Analytical Services - Charlotte							
tert-Amyl Alcohol	ND	ug/L	100	1		11/06/25 12:55	75-85-4	v2
tert-Amylmethyl ether	ND	ug/L	10.0	1		11/06/25 12:55	994-05-8	
Benzene	ND	ug/L	1.0	1		11/06/25 12:55	71-43-2	
3,3-Dimethyl-1-Butanol	ND	ug/L	100	1		11/06/25 12:55	624-95-3	v2
tert-Butyl Alcohol	ND	ug/L	100	1		11/06/25 12:55	75-65-0	v2
tert-Butyl Formate	ND	ug/L	50.0	1		11/06/25 12:55	762-75-4	
1,2-Dichloroethane	ND	ug/L	1.0	1		11/06/25 12:55	107-06-2	
Diisopropyl ether	ND	ug/L	1.0	1		11/06/25 12:55	108-20-3	
Ethanol	ND	ug/L	200	1		11/06/25 12:55	64-17-5	
Ethylbenzene	ND	ug/L	1.0	1		11/06/25 12:55	100-41-4	
Ethyl-tert-butyl ether	ND	ug/L	10.0	1		11/06/25 12:55	637-92-3	
Methyl-tert-butyl ether	ND	ug/L	1.0	1		11/06/25 12:55	1634-04-4	
Naphthalene	ND	ug/L	1.0	1		11/06/25 12:55	91-20-3	
Toluene	**0.54J**	ug/L	1.0	1		11/06/25 12:55	108-88-3	
Xylene (Total)	ND	ug/L	1.0	1		11/06/25 12:55	1330-20-7	
m&p-Xylene	ND	ug/L	2.0	1		11/06/25 12:55	179601-23-1	
o-Xylene	ND	ug/L	1.0	1		11/06/25 12:55	95-47-6	
Surrogates								
4-Bromofluorobenzene (S)	99	%	70-130	1		11/06/25 12:55	460-00-4	
1,2-Dichloroethane-d4 (S)	99	%	70-130	1		11/06/25 12:55	17060-07-0	
Toluene-d8 (S)	102	%	70-130	1		11/06/25 12:55	2037-26-5	

REPORT OF LABORATORY ANALYSIS

This report shall not be reproduced, except in full,
without the written consent of Pace Analytical Services, LLC.

Pace Analytical Services, LLC
9800 Kincey Ave. Suite 100
Huntersville, NC 28078
(704)875-9092

ANALYTICAL RESULTS

Project: UST UNKNOWN #14324
Pace Project No.: 92827694

Sample: SW-4 **Lab ID: 92827694044** Collected: 11/04/25 13:03 Received: 11/05/25 12:45 Matrix: Water

Parameters	Results	Units	Report Limit	DF	Prepared	Analyzed	CAS No.	Qual
8011 GCS EDB and DBCP	Analytical Method: EPA 8011 Preparation Method: EPA 8011 Pace Analytical Services - Charlotte							
1,2-Dibromoethane (EDB)	ND	ug/L	0.020	1	11/07/25 06:49	11/07/25 17:10	106-93-4	
Surrogates								
1-Chloro-2-bromopropane (S)	105	%	60-140	1	11/07/25 06:49	11/07/25 17:10	301-79-56	
8260 MSV Low Level SC	Analytical Method: EPA 8260D Pace Analytical Services - Charlotte							
tert-Amyl Alcohol	ND	ug/L	100	1		11/06/25 13:13	75-85-4	v2
tert-Amylmethyl ether	ND	ug/L	10.0	1		11/06/25 13:13	994-05-8	
Benzene	ND	ug/L	1.0	1		11/06/25 13:13	71-43-2	
3,3-Dimethyl-1-Butanol	ND	ug/L	100	1		11/06/25 13:13	624-95-3	v2
tert-Butyl Alcohol	ND	ug/L	100	1		11/06/25 13:13	75-65-0	v2
tert-Butyl Formate	ND	ug/L	50.0	1		11/06/25 13:13	762-75-4	
1,2-Dichloroethane	ND	ug/L	1.0	1		11/06/25 13:13	107-06-2	
Diisopropyl ether	ND	ug/L	1.0	1		11/06/25 13:13	108-20-3	
Ethanol	ND	ug/L	200	1		11/06/25 13:13	64-17-5	
Ethylbenzene	ND	ug/L	1.0	1		11/06/25 13:13	100-41-4	
Ethyl-tert-butyl ether	ND	ug/L	10.0	1		11/06/25 13:13	637-92-3	
Methyl-tert-butyl ether	ND	ug/L	1.0	1		11/06/25 13:13	1634-04-4	
Naphthalene	ND	ug/L	1.0	1		11/06/25 13:13	91-20-3	
Toluene	**0.56J**	ug/L	1.0	1		11/06/25 13:13	108-88-3	
Xylene (Total)	ND	ug/L	1.0	1		11/06/25 13:13	1330-20-7	
m&p-Xylene	ND	ug/L	2.0	1		11/06/25 13:13	179601-23-1	
o-Xylene	ND	ug/L	1.0	1		11/06/25 13:13	95-47-6	
Surrogates								
4-Bromofluorobenzene (S)	103	%	70-130	1		11/06/25 13:13	460-00-4	
1,2-Dichloroethane-d4 (S)	100	%	70-130	1		11/06/25 13:13	17060-07-0	
Toluene-d8 (S)	101	%	70-130	1		11/06/25 13:13	2037-26-5	

REPORT OF LABORATORY ANALYSIS

This report shall not be reproduced, except in full,
without the written consent of Pace Analytical Services, LLC.

Pace Analytical Services, LLC
9800 Kincey Ave. Suite 100
Huntersville, NC 28078
(704)875-9092

ANALYTICAL RESULTS

Project: UST UNKNOWN #14324
Pace Project No.: 92827694

Sample: DUP-1 **Lab ID: 92827694045** Collected: 11/04/25 00:00 Received: 11/05/25 12:45 Matrix: Water

Parameters	Results	Units	Report Limit	DF	Prepared	Analyzed	CAS No.	Qual
8011 GCS EDB and DBCP	Analytical Method: EPA 8011 Preparation Method: EPA 8011 Pace Analytical Services - Charlotte							
1,2-Dibromoethane (EDB)	**0.91**	ug/L	0.040	2	11/07/25 06:49	11/09/25 14:24	106-93-4	
Surrogates								
1-Chloro-2-bromopropane (S)	96	%	60-140	2	11/07/25 06:49	11/09/25 14:24	301-79-56	
8260 MSV	Analytical Method: EPA 8260D Pace Analytical Services - Charlotte							
tert-Amyl Alcohol	ND	ug/L	1000	10		11/08/25 01:14	75-85-4	
tert-Amylmethyl ether	ND	ug/L	100	10		11/08/25 01:14	994-05-8	
Benzene	**1530**	ug/L	50.0	10		11/08/25 01:14	71-43-2	
3,3-Dimethyl-1-Butanol	ND	ug/L	1000	10		11/08/25 01:14	624-95-3	
tert-Butyl Alcohol	ND	ug/L	1000	10		11/08/25 01:14	75-65-0	
tert-Butyl Formate	ND	ug/L	500	10		11/08/25 01:14	762-75-4	
1,2-Dichloroethane	**31.2J**	ug/L	50.0	10		11/08/25 01:14	107-06-2	
Diisopropyl ether	ND	ug/L	50.0	10		11/08/25 01:14	108-20-3	
Ethanol	ND	ug/L	2000	10		11/08/25 01:14	64-17-5	
Ethylbenzene	ND	ug/L	50.0	10		11/08/25 01:14	100-41-4	
Ethyl-tert-butyl ether	ND	ug/L	100	10		11/08/25 01:14	637-92-3	
Methyl-tert-butyl ether	ND	ug/L	50.0	10		11/08/25 01:14	1634-04-4	
Naphthalene	**66.4**	ug/L	50.0	10		11/08/25 01:14	91-20-3	
Toluene	ND	ug/L	50.0	10		11/08/25 01:14	108-88-3	
Xylene (Total)	**348**	ug/L	50.0	10		11/08/25 01:14	1330-20-7	
m&p-Xylene	**226**	ug/L	100	10		11/08/25 01:14	179601-23-1	
o-Xylene	**122**	ug/L	50.0	10		11/08/25 01:14	95-47-6	
Surrogates								
4-Bromofluorobenzene (S)	98	%	70-130	10		11/08/25 01:14	460-00-4	
1,2-Dichloroethane-d4 (S)	106	%	70-130	10		11/08/25 01:14	17060-07-0	
Toluene-d8 (S)	100	%	70-130	10		11/08/25 01:14	2037-26-5	

REPORT OF LABORATORY ANALYSIS

This report shall not be reproduced, except in full,
without the written consent of Pace Analytical Services, LLC.

Pace Analytical Services, LLC
9800 Kincey Ave. Suite 100
Huntersville, NC 28078
(704)875-9092

ANALYTICAL RESULTS

Project: UST UNKNOWN #14324
Pace Project No.: 92827694

Sample: DUP-2 **Lab ID: 92827694046** Collected: 11/04/25 00:00 Received: 11/05/25 12:45 Matrix: Water

Parameters	Results	Units	Report Limit	DF	Prepared	Analyzed	CAS No.	Qual
8011 GCS EDB and DBCP	Analytical Method: EPA 8011 Preparation Method: EPA 8011 Pace Analytical Services - Charlotte							
1,2-Dibromoethane (EDB)	**4.7**	ug/L	0.20	10	11/07/25 06:49	11/09/25 14:36	106-93-4	
Surrogates								
1-Chloro-2-bromopropane (S)	0	%	60-140	10	11/07/25 06:49	11/09/25 14:36	301-79-56	S4
8260 MSV	Analytical Method: EPA 8260D Pace Analytical Services - Charlotte							
tert-Amyl Alcohol	ND	ug/L	1250	12.5		11/08/25 02:08	75-85-4	
tert-Amylmethyl ether	ND	ug/L	125	12.5		11/08/25 02:08	994-05-8	
Benzene	**1790**	ug/L	62.5	12.5		11/08/25 02:08	71-43-2	
3,3-Dimethyl-1-Butanol	ND	ug/L	1250	12.5		11/08/25 02:08	624-95-3	
tert-Butyl Alcohol	ND	ug/L	1250	12.5		11/08/25 02:08	75-65-0	
tert-Butyl Formate	ND	ug/L	625	12.5		11/08/25 02:08	762-75-4	
1,2-Dichloroethane	ND	ug/L	62.5	12.5		11/08/25 02:08	107-06-2	
Diisopropyl ether	ND	ug/L	62.5	12.5		11/08/25 02:08	108-20-3	
Ethanol	ND	ug/L	2500	12.5		11/08/25 02:08	64-17-5	
Ethylbenzene	**804**	ug/L	62.5	12.5		11/08/25 02:08	100-41-4	
Ethyl-tert-butyl ether	ND	ug/L	125	12.5		11/08/25 02:08	637-92-3	
Methyl-tert-butyl ether	ND	ug/L	62.5	12.5		11/08/25 02:08	1634-04-4	
Naphthalene	**338**	ug/L	62.5	12.5		11/08/25 02:08	91-20-3	
Toluene	**447**	ug/L	62.5	12.5		11/08/25 02:08	108-88-3	
Xylene (Total)	**3310**	ug/L	62.5	12.5		11/08/25 02:08	1330-20-7	
m&p-Xylene	**2440**	ug/L	125	12.5		11/08/25 02:08	179601-23-1	
o-Xylene	**862**	ug/L	62.5	12.5		11/08/25 02:08	95-47-6	
Surrogates								
4-Bromofluorobenzene (S)	96	%	70-130	12.5		11/08/25 02:08	460-00-4	
1,2-Dichloroethane-d4 (S)	103	%	70-130	12.5		11/08/25 02:08	17060-07-0	
Toluene-d8 (S)	99	%	70-130	12.5		11/08/25 02:08	2037-26-5	

REPORT OF LABORATORY ANALYSIS

This report shall not be reproduced, except in full,
without the written consent of Pace Analytical Services, LLC.

Pace Analytical Services, LLC
9800 Kincey Ave. Suite 100
Huntersville, NC 28078
(704)875-9092

ANALYTICAL RESULTS

Project: UST UNKNOWN #14324
Pace Project No.: 92827694

Sample: DUP-3 **Lab ID: 92827694047** Collected: 11/04/25 00:00 Received: 11/05/25 12:45 Matrix: Water

Parameters	Results	Units	Report Limit	DF	Prepared	Analyzed	CAS No.	Qual
8011 GCS EDB and DBCP	Analytical Method: EPA 8011 Preparation Method: EPA 8011 Pace Analytical Services - Charlotte							
1,2-Dibromoethane (EDB)	**38.9**	ug/L	19.9	1000	11/07/25 06:49	11/09/25 14:47	106-93-4	
Surrogates								
1-Chloro-2-bromopropane (S)	0	%	60-140	1000	11/07/25 06:49	11/09/25 14:47	301-79-56	S4
8260 MSV	Analytical Method: EPA 8260D Pace Analytical Services - Charlotte							
tert-Amyl Alcohol	ND	ug/L	4000	40		11/08/25 02:44	75-85-4	
tert-Amylmethyl ether	ND	ug/L	400	40		11/08/25 02:44	994-05-8	
Benzene	**1460**	ug/L	200	40		11/08/25 02:44	71-43-2	
3,3-Dimethyl-1-Butanol	ND	ug/L	4000	40		11/08/25 02:44	624-95-3	
tert-Butyl Alcohol	ND	ug/L	4000	40		11/08/25 02:44	75-65-0	
tert-Butyl Formate	ND	ug/L	2000	40		11/08/25 02:44	762-75-4	
1,2-Dichloroethane	ND	ug/L	200	40		11/08/25 02:44	107-06-2	
Diisopropyl ether	ND	ug/L	200	40		11/08/25 02:44	108-20-3	
Ethanol	ND	ug/L	8000	40		11/08/25 02:44	64-17-5	
Ethylbenzene	**286**	ug/L	200	40		11/08/25 02:44	100-41-4	
Ethyl-tert-butyl ether	ND	ug/L	400	40		11/08/25 02:44	637-92-3	
Methyl-tert-butyl ether	ND	ug/L	200	40		11/08/25 02:44	1634-04-4	
Naphthalene	**263**	ug/L	200	40		11/08/25 02:44	91-20-3	
Toluene	**4520**	ug/L	200	40		11/08/25 02:44	108-88-3	
Xylene (Total)	**3090**	ug/L	200	40		11/08/25 02:44	1330-20-7	
m&p-Xylene	**2020**	ug/L	400	40		11/08/25 02:44	179601-23-1	
o-Xylene	**1060**	ug/L	200	40		11/08/25 02:44	95-47-6	
Surrogates								
4-Bromofluorobenzene (S)	97	%	70-130	40		11/08/25 02:44	460-00-4	
1,2-Dichloroethane-d4 (S)	103	%	70-130	40		11/08/25 02:44	17060-07-0	
Toluene-d8 (S)	100	%	70-130	40		11/08/25 02:44	2037-26-5	

REPORT OF LABORATORY ANALYSIS

This report shall not be reproduced, except in full,
without the written consent of Pace Analytical Services, LLC.

Pace Analytical Services, LLC
9800 Kincey Ave. Suite 100
Huntersville, NC 28078
(704)875-9092

ANALYTICAL RESULTS

Project: UST UNKNOWN #14324
Pace Project No.: 92827694

Sample: FB **Lab ID: 92827694048** Collected: 11/04/25 15:30 Received: 11/05/25 12:45 Matrix: Water

Parameters	Results	Units	Report Limit	DF	Prepared	Analyzed	CAS No.	Qual
8011 GCS EDB and DBCP	Analytical Method: EPA 8011 Preparation Method: EPA 8011 Pace Analytical Services - Charlotte							
1,2-Dibromoethane (EDB)	ND	ug/L	0.020	1	11/07/25 06:49	11/07/25 17:53	106-93-4	
Surrogates								
1-Chloro-2-bromopropane (S)	93	%	60-140	1	11/07/25 06:49	11/07/25 17:53	301-79-56	
8260 MSV	Analytical Method: EPA 8260D Pace Analytical Services - Charlotte							
tert-Amyl Alcohol	ND	ug/L	100	1		11/06/25 15:02	75-85-4	
tert-Amylmethyl ether	ND	ug/L	10.0	1		11/06/25 15:02	994-05-8	
Benzene	ND	ug/L	5.0	1		11/06/25 15:02	71-43-2	
3,3-Dimethyl-1-Butanol	ND	ug/L	100	1		11/06/25 15:02	624-95-3	
tert-Butyl Alcohol	ND	ug/L	100	1		11/06/25 15:02	75-65-0	
tert-Butyl Formate	ND	ug/L	50.0	1		11/06/25 15:02	762-75-4	
1,2-Dichloroethane	ND	ug/L	5.0	1		11/06/25 15:02	107-06-2	
Diisopropyl ether	ND	ug/L	5.0	1		11/06/25 15:02	108-20-3	
Ethanol	ND	ug/L	200	1		11/06/25 15:02	64-17-5	
Ethylbenzene	ND	ug/L	5.0	1		11/06/25 15:02	100-41-4	
Ethyl-tert-butyl ether	ND	ug/L	10.0	1		11/06/25 15:02	637-92-3	
Methyl-tert-butyl ether	ND	ug/L	5.0	1		11/06/25 15:02	1634-04-4	
Naphthalene	ND	ug/L	5.0	1		11/06/25 15:02	91-20-3	
Toluene	ND	ug/L	5.0	1		11/06/25 15:02	108-88-3	
Xylene (Total)	ND	ug/L	5.0	1		11/06/25 15:02	1330-20-7	
m&p-Xylene	ND	ug/L	10.0	1		11/06/25 15:02	179601-23-1	
o-Xylene	ND	ug/L	5.0	1		11/06/25 15:02	95-47-6	
Surrogates								
4-Bromofluorobenzene (S)	98	%	70-130	1		11/06/25 15:02	460-00-4	
1,2-Dichloroethane-d4 (S)	95	%	70-130	1		11/06/25 15:02	17060-07-0	
Toluene-d8 (S)	99	%	70-130	1		11/06/25 15:02	2037-26-5	

This report shall not be reproduced, except in full,
without the written consent of Pace Analytical Services, LLC.

Pace Analytical Services, LLC
9800 Kincey Ave. Suite 100
Huntersville, NC 28078
(704)875-9092

ANALYTICAL RESULTS

Project: UST UNKNOWN #14324
Pace Project No.: 92827694

Sample: GAC **Lab ID: 92827694049** Collected: 11/04/25 15:35 Received: 11/05/25 12:45 Matrix: Water

Parameters	Results	Units	Report Limit	DF	Prepared	Analyzed	CAS No.	Qual
8011 GCS EDB and DBCP	Analytical Method: EPA 8011 Preparation Method: EPA 8011 Pace Analytical Services - Charlotte							
1,2-Dibromoethane (EDB)	ND	ug/L	0.020	1	11/07/25 06:49	11/07/25 18:03	106-93-4	
Surrogates								
1-Chloro-2-bromopropane (S)	95	%	60-140	1	11/07/25 06:49	11/07/25 18:03	301-79-56	
8260 MSV	Analytical Method: EPA 8260D Pace Analytical Services - Charlotte							
tert-Amyl Alcohol	ND	ug/L	100	1		11/06/25 18:31	75-85-4	
tert-Amylmethyl ether	ND	ug/L	10.0	1		11/06/25 18:31	994-05-8	
Benzene	ND	ug/L	5.0	1		11/06/25 18:31	71-43-2	
3,3-Dimethyl-1-Butanol	ND	ug/L	100	1		11/06/25 18:31	624-95-3	
tert-Butyl Alcohol	ND	ug/L	100	1		11/06/25 18:31	75-65-0	
tert-Butyl Formate	ND	ug/L	50.0	1		11/06/25 18:31	762-75-4	
1,2-Dichloroethane	ND	ug/L	5.0	1		11/06/25 18:31	107-06-2	
Diisopropyl ether	ND	ug/L	5.0	1		11/06/25 18:31	108-20-3	
Ethanol	ND	ug/L	200	1		11/06/25 18:31	64-17-5	
Ethylbenzene	ND	ug/L	5.0	1		11/06/25 18:31	100-41-4	
Ethyl-tert-butyl ether	ND	ug/L	10.0	1		11/06/25 18:31	637-92-3	
Methyl-tert-butyl ether	ND	ug/L	5.0	1		11/06/25 18:31	1634-04-4	
Naphthalene	ND	ug/L	5.0	1		11/06/25 18:31	91-20-3	
Toluene	ND	ug/L	5.0	1		11/06/25 18:31	108-88-3	
Xylene (Total)	ND	ug/L	5.0	1		11/06/25 18:31	1330-20-7	
m&p-Xylene	ND	ug/L	10.0	1		11/06/25 18:31	179601-23-1	
o-Xylene	ND	ug/L	5.0	1		11/06/25 18:31	95-47-6	
Surrogates								
4-Bromofluorobenzene (S)	97	%	70-130	1		11/06/25 18:31	460-00-4	
1,2-Dichloroethane-d4 (S)	100	%	70-130	1		11/06/25 18:31	17060-07-0	
Toluene-d8 (S)	100	%	70-130	1		11/06/25 18:31	2037-26-5	

This report shall not be reproduced, except in full,
without the written consent of Pace Analytical Services, LLC.

Pace Analytical Services, LLC
9800 Kincey Ave. Suite 100
Huntersville, NC 28078
(704)875-9092

ANALYTICAL RESULTS

Project: UST UNKNOWN #14324
Pace Project No.: 92827694

Sample: TB-1 **Lab ID: 92827694050** Collected: 11/04/25 08:00 Received: 11/05/25 12:45 Matrix: Water

Parameters	Results	Units	Report Limit	DF	Prepared	Analyzed	CAS No.	Qual
8260 MSV	Analytical Method: EPA 8260D Pace Analytical Services - Charlotte							
tert-Amyl Alcohol	ND	ug/L	100	1		11/06/25 15:20	75-85-4	
tert-Amylmethyl ether	ND	ug/L	10.0	1		11/06/25 15:20	994-05-8	
Benzene	ND	ug/L	5.0	1		11/06/25 15:20	71-43-2	
3,3-Dimethyl-1-Butanol	ND	ug/L	100	1		11/06/25 15:20	624-95-3	
tert-Butyl Alcohol	ND	ug/L	100	1		11/06/25 15:20	75-65-0	
tert-Butyl Formate	ND	ug/L	50.0	1		11/06/25 15:20	762-75-4	
1,2-Dichloroethane	ND	ug/L	5.0	1		11/06/25 15:20	107-06-2	
Diisopropyl ether	ND	ug/L	5.0	1		11/06/25 15:20	108-20-3	
Ethanol	ND	ug/L	200	1		11/06/25 15:20	64-17-5	
Ethylbenzene	ND	ug/L	5.0	1		11/06/25 15:20	100-41-4	
Ethyl-tert-butyl ether	ND	ug/L	10.0	1		11/06/25 15:20	637-92-3	
Methyl-tert-butyl ether	ND	ug/L	5.0	1		11/06/25 15:20	1634-04-4	
Naphthalene	ND	ug/L	5.0	1		11/06/25 15:20	91-20-3	
Toluene	ND	ug/L	5.0	1		11/06/25 15:20	108-88-3	
Xylene (Total)	ND	ug/L	5.0	1		11/06/25 15:20	1330-20-7	
m&p-Xylene	ND	ug/L	10.0	1		11/06/25 15:20	179601-23-1	
o-Xylene	ND	ug/L	5.0	1		11/06/25 15:20	95-47-6	
Surrogates								
4-Bromofluorobenzene (S)	97	%	70-130	1		11/06/25 15:20	460-00-4	
1,2-Dichloroethane-d4 (S)	96	%	70-130	1		11/06/25 15:20	17060-07-0	
Toluene-d8 (S)	100	%	70-130	1		11/06/25 15:20	2037-26-5	

REPORT OF LABORATORY ANALYSIS

This report shall not be reproduced, except in full,
without the written consent of Pace Analytical Services, LLC.

Pace Analytical Services, LLC
9800 Kincey Ave. Suite 100
Huntersville, NC 28078
(704)875-9092

ANALYTICAL RESULTS

Project: UST UNKNOWN #14324
Pace Project No.: 92827694

Sample: TB-2 **Lab ID: 92827694051** Collected: 11/04/25 08:00 Received: 11/05/25 12:45 Matrix: Water

Parameters	Results	Units	Report Limit	DF	Prepared	Analyzed	CAS No.	Qual
8260 MSV	Analytical Method: EPA 8260D Pace Analytical Services - Charlotte							
tert-Amyl Alcohol	ND	ug/L	100	1		11/06/25 15:38	75-85-4	
tert-Amylmethyl ether	ND	ug/L	10.0	1		11/06/25 15:38	994-05-8	
Benzene	ND	ug/L	5.0	1		11/06/25 15:38	71-43-2	
3,3-Dimethyl-1-Butanol	ND	ug/L	100	1		11/06/25 15:38	624-95-3	
tert-Butyl Alcohol	ND	ug/L	100	1		11/06/25 15:38	75-65-0	
tert-Butyl Formate	ND	ug/L	50.0	1		11/06/25 15:38	762-75-4	
1,2-Dichloroethane	ND	ug/L	5.0	1		11/06/25 15:38	107-06-2	
Diisopropyl ether	ND	ug/L	5.0	1		11/06/25 15:38	108-20-3	
Ethanol	ND	ug/L	200	1		11/06/25 15:38	64-17-5	
Ethylbenzene	ND	ug/L	5.0	1		11/06/25 15:38	100-41-4	
Ethyl-tert-butyl ether	ND	ug/L	10.0	1		11/06/25 15:38	637-92-3	
Methyl-tert-butyl ether	ND	ug/L	5.0	1		11/06/25 15:38	1634-04-4	
Naphthalene	ND	ug/L	5.0	1		11/06/25 15:38	91-20-3	
Toluene	ND	ug/L	5.0	1		11/06/25 15:38	108-88-3	
Xylene (Total)	ND	ug/L	5.0	1		11/06/25 15:38	1330-20-7	
m&p-Xylene	ND	ug/L	10.0	1		11/06/25 15:38	179601-23-1	
o-Xylene	ND	ug/L	5.0	1		11/06/25 15:38	95-47-6	
Surrogates								
4-Bromofluorobenzene (S)	97	%	70-130	1		11/06/25 15:38	460-00-4	
1,2-Dichloroethane-d4 (S)	96	%	70-130	1		11/06/25 15:38	17060-07-0	
Toluene-d8 (S)	100	%	70-130	1		11/06/25 15:38	2037-26-5	

REPORT OF LABORATORY ANALYSIS

This report shall not be reproduced, except in full,
without the written consent of Pace Analytical Services, LLC.

Pace Analytical Services, LLC
9800 Kincey Ave. Suite 100
Huntersville, NC 28078
(704)875-9092

QUALITY CONTROL DATA

Project: UST UNKNOWN #14324
Pace Project No.: 92827694

QC Batch: 971556
QC Batch Method: EPA 8260D
Analysis Method: EPA 8260D
Analysis Description: 8260 MSV Low Level SC
Laboratory: Pace Analytical Services - Charlotte
Associated Lab Samples: 92827694041, 92827694042, 92827694043, 92827694044

METHOD BLANK: 4993773 Matrix: Water
Associated Lab Samples: 92827694041, 92827694042, 92827694043, 92827694044

Parameter	Units	Blank Result	Reporting Limit	Analyzed	Qualifiers
1,2-Dichloroethane	ug/L	ND	1.0	11/06/25 11:42	
3,3-Dimethyl-1-Butanol	ug/L	ND	100	11/06/25 11:42	v2
Benzene	ug/L	ND	1.0	11/06/25 11:42	
Diisopropyl ether	ug/L	ND	1.0	11/06/25 11:42	
Ethanol	ug/L	ND	200	11/06/25 11:42	
Ethyl-tert-butyl ether	ug/L	ND	10.0	11/06/25 11:42	
Ethylbenzene	ug/L	ND	1.0	11/06/25 11:42	
m&p-Xylene	ug/L	ND	2.0	11/06/25 11:42	
Methyl-tert-butyl ether	ug/L	ND	1.0	11/06/25 11:42	
Naphthalene	ug/L	ND	1.0	11/06/25 11:42	
o-Xylene	ug/L	ND	1.0	11/06/25 11:42	
tert-Amyl Alcohol	ug/L	ND	100	11/06/25 11:42	v2
tert-Amylmethyl ether	ug/L	ND	10.0	11/06/25 11:42	
tert-Butyl Alcohol	ug/L	ND	100	11/06/25 11:42	v2
tert-Butyl Formate	ug/L	ND	50.0	11/06/25 11:42	
Toluene	ug/L	ND	1.0	11/06/25 11:42	
Xylene (Total)	ug/L	ND	1.0	11/06/25 11:42	
1,2-Dichloroethane-d4 (S)	%	103	70-130	11/06/25 11:42	
4-Bromofluorobenzene (S)	%	102	70-130	11/06/25 11:42	
Toluene-d8 (S)	%	101	70-130	11/06/25 11:42	

LABORATORY CONTROL SAMPLE: 4993774

Parameter	Units	Spike Conc.	LCS Result	LCS % Rec	% Rec Limits	Qualifiers
1,2-Dichloroethane	ug/L	20	22.3	111	70-130	
3,3-Dimethyl-1-Butanol	ug/L	400	323	81	70-130	v3
Benzene	ug/L	20	23.6	118	70-130	
Diisopropyl ether	ug/L	20	21.8	109	70-130	
Ethanol	ug/L	800	734	92	70-130	
Ethyl-tert-butyl ether	ug/L	40	42.2	106	70-130	
Ethylbenzene	ug/L	20	21.2	106	70-130	
m&p-Xylene	ug/L	40	41.9	105	70-130	
Methyl-tert-butyl ether	ug/L	20	20.4	102	70-130	
Naphthalene	ug/L	20	18.9	95	70-130	
o-Xylene	ug/L	20	21.8	109	70-130	
tert-Amyl Alcohol	ug/L	400	324	81	70-130	v3
tert-Amylmethyl ether	ug/L	40	37.3	93	70-130	
tert-Butyl Alcohol	ug/L	200	160	80	70-130	v3
tert-Butyl Formate	ug/L	160	170	106	70-130	

Results presented on this page are in the units indicated by the "Units" column except where an alternate unit is presented to the right of the result.

REPORT OF LABORATORY ANALYSIS

This report shall not be reproduced, except in full,
without the written consent of Pace Analytical Services, LLC.

Pace Analytical Services, LLC
9800 Kincey Ave. Suite 100
Huntersville, NC 28078
(704)875-9092

QUALITY CONTROL DATA

Project: UST UNKNOWN #14324
Pace Project No.: 92827694

LABORATORY CONTROL SAMPLE: 4993774

Parameter	Units	Spike Conc.	LCS Result	LCS % Rec	% Rec Limits	Qualifiers
Toluene	ug/L	20	21.6	108	70-130	
Xylene (Total)	ug/L	60	63.7	106	70-130	
1,2-Dichloroethane-d4 (S)	%			103	70-130	
4-Bromofluorobenzene (S)	%			99	70-130	
Toluene-d8 (S)	%			102	70-130	

MATRIX SPIKE & MATRIX SPIKE DUPLICATE: 4993775 4993776

Parameter	Units	92827642003 Result	MS Spike Conc.	MSD Spike Conc.	MS Result	MSD Result	MS % Rec	MSD % Rec	% Rec Limits	RPD	Qual
1,2-Dichloroethane	ug/L	ND	20	20	22.7	18.4	113	92	70-137	21	
3,3-Dimethyl-1-Butanol	ug/L	ND	400	400	425	363	106	91	39-157	16	
Benzene	ug/L	ND	20	20	21.7	18.1	109	90	70-151	18	
Diisopropyl ether	ug/L	ND	20	20	22.4	18.3	112	91	63-144	20	
Ethanol	ug/L	ND	800	800	821	736	103	92	39-176	11	
Ethyl-tert-butyl ether	ug/L	ND	40	40	44.4	36.9	111	92	66-137	19	
Ethylbenzene	ug/L	ND	20	20	21.6	17.6	108	88	66-153	20	
m&p-Xylene	ug/L	ND	40	40	43.5	35.2	109	88	69-152	21	
Methyl-tert-butyl ether	ug/L	ND	20	20	21.4	17.6	107	88	54-156	20	
Naphthalene	ug/L	ND	20	20	21.7	19.1	108	96	61-148	13	
o-Xylene	ug/L	ND	20	20	21.8	17.5	109	88	70-148	22	
tert-Amyl Alcohol	ug/L	ND	400	400	420	380	105	95	54-153	10	
tert-Amylmethyl ether	ug/L	ND	40	40	41.6	34.9	104	87	69-139	18	
tert-Butyl Alcohol	ug/L	ND	200	200	286	253	143	126	43-188	13	
tert-Butyl Formate	ug/L	ND	160	160	ND	ND	2	0	10-170		P5
Toluene	ug/L	ND	20	20	21.1	17.6	105	88	59-148	18	
Xylene (Total)	ug/L	ND	60	60	65.3	52.7	109	88	63-158	21	
1,2-Dichloroethane-d4 (S)	%						99	98	70-130		
4-Bromofluorobenzene (S)	%						101	101	70-130		
Toluene-d8 (S)	%						99	99	70-130		

Results presented on this page are in the units indicated by the "Units" column except where an alternate unit is presented to the right of the result.

REPORT OF LABORATORY ANALYSIS

This report shall not be reproduced, except in full,
without the written consent of Pace Analytical Services, LLC.

Pace Analytical Services, LLC
9800 Kincey Ave. Suite 100
Huntersville, NC 28078
(704)875-9092

QUALITY CONTROL DATA

Project: UST UNKNOWN #14324
Pace Project No.: 92827694

QC Batch: 971736 | Analysis Method: EPA 8260D
QC Batch Method: EPA 8260D | Analysis Description: 8260 MSV SC
Laboratory: Pace Analytical Services - Charlotte
Associated Lab Samples: 92827694013, 92827694035, 92827694036, 92827694048, 92827694050, 92827694051

METHOD BLANK: 4994572 Matrix: Water
Associated Lab Samples: 92827694013, 92827694035, 92827694036, 92827694048, 92827694050, 92827694051

Parameter	Units	Blank Result	Reporting Limit	Analyzed	Qualifiers
1,2-Dichloroethane	ug/L	ND	5.0	11/06/25 11:55	
3,3-Dimethyl-1-Butanol	ug/L	ND	100	11/06/25 11:55	
Benzene	ug/L	ND	5.0	11/06/25 11:55	
Diisopropyl ether	ug/L	ND	5.0	11/06/25 11:55	
Ethanol	ug/L	ND	200	11/06/25 11:55	
Ethyl-tert-butyl ether	ug/L	ND	10.0	11/06/25 11:55	
Ethylbenzene	ug/L	ND	5.0	11/06/25 11:55	
m&p-Xylene	ug/L	ND	10.0	11/06/25 11:55	
Methyl-tert-butyl ether	ug/L	ND	5.0	11/06/25 11:55	
Naphthalene	ug/L	ND	5.0	11/06/25 11:55	
o-Xylene	ug/L	ND	5.0	11/06/25 11:55	
tert-Amyl Alcohol	ug/L	ND	100	11/06/25 11:55	
tert-Amylmethyl ether	ug/L	ND	10.0	11/06/25 11:55	
tert-Butyl Alcohol	ug/L	ND	100	11/06/25 11:55	
tert-Butyl Formate	ug/L	ND	50.0	11/06/25 11:55	
Toluene	ug/L	ND	5.0	11/06/25 11:55	
Xylene (Total)	ug/L	ND	5.0	11/06/25 11:55	
1,2-Dichloroethane-d4 (S)	%	95	70-130	11/06/25 11:55	
4-Bromofluorobenzene (S)	%	99	70-130	11/06/25 11:55	
Toluene-d8 (S)	%	99	70-130	11/06/25 11:55	

LABORATORY CONTROL SAMPLE: 4994573

Parameter	Units	Spike Conc.	LCS Result	LCS % Rec	% Rec Limits	Qualifiers
1,2-Dichloroethane	ug/L	20	18.5	93	70-130	
3,3-Dimethyl-1-Butanol	ug/L	400	339	85	70-130	
Benzene	ug/L	20	18.3	91	70-130	
Diisopropyl ether	ug/L	20	17.8	89	70-130	
Ethanol	ug/L	800	665	83	70-130	
Ethyl-tert-butyl ether	ug/L	40	36.1	90	70-130	
Ethylbenzene	ug/L	20	18.2	91	70-130	
m&p-Xylene	ug/L	40	36.3	91	70-130	
Methyl-tert-butyl ether	ug/L	20	17.9	90	70-130	
Naphthalene	ug/L	20	16.9	85	70-130	
o-Xylene	ug/L	20	18.2	91	70-130	
tert-Amyl Alcohol	ug/L	400	355	89	70-130	
tert-Amylmethyl ether	ug/L	40	35.6	89	70-130	
tert-Butyl Alcohol	ug/L	200	167	84	70-130	
tert-Butyl Formate	ug/L	160	152	95	70-130	

Results presented on this page are in the units indicated by the "Units" column except where an alternate unit is presented to the right of the result.

REPORT OF LABORATORY ANALYSIS

This report shall not be reproduced, except in full,
without the written consent of Pace Analytical Services, LLC.

Pace Analytical Services, LLC
9800 Kincey Ave. Suite 100
Huntersville, NC 28078
(704)875-9092

QUALITY CONTROL DATA

Project: UST UNKNOWN #14324
Pace Project No.: 92827694

LABORATORY CONTROL SAMPLE: 4994573

Parameter	Units	Spike Conc.	LCS Result	LCS % Rec	% Rec Limits	Qualifiers
Toluene	ug/L	20	18.3	91	70-130	
Xylene (Total)	ug/L	60	54.5	91	70-130	
1,2-Dichloroethane-d4 (S)	%			96	70-130	
4-Bromofluorobenzene (S)	%			100	70-130	
Toluene-d8 (S)	%			100	70-130	

MATRIX SPIKE SAMPLE: 4994574

Parameter	Units	92827876015 Result	Spike Conc.	MS Result	MS % Rec	% Rec Limits	Qualifiers
1,2-Dichloroethane	ug/L	ND	20	20.6	103	70-137	
3,3-Dimethyl-1-Butanol	ug/L	ND	400	394	99	39-157	
Benzene	ug/L	ND	20	21.0	105	70-151	
Diisopropyl ether	ug/L	ND	20	20.9	104	63-144	
Ethanol	ug/L	ND	800	795	99	39-176	
Ethyl-tert-butyl ether	ug/L	ND	40	42.1	105	66-137	
Ethylbenzene	ug/L	ND	20	20.1	100	66-153	
m&p-Xylene	ug/L	ND	40	40.1	100	69-152	
Methyl-tert-butyl ether	ug/L	ND	20	19.9	100	54-156	
Naphthalene	ug/L	ND	20	22.2	111	61-148	
o-Xylene	ug/L	ND	20	19.9	100	70-148	
tert-Amyl Alcohol	ug/L	ND	400	441	110	54-153	
tert-Amylmethyl ether	ug/L	ND	40	39.8	100	69-139	
tert-Butyl Alcohol	ug/L	ND	200	286	143	43-188	
tert-Butyl Formate	ug/L	ND	160	ND	0	10-170	P5
Toluene	ug/L	ND	20	20.1	101	59-148	
Xylene (Total)	ug/L	ND	60	60.0	100	63-158	
1,2-Dichloroethane-d4 (S)	%				99	70-130	
4-Bromofluorobenzene (S)	%				102	70-130	
Toluene-d8 (S)	%				100	70-130	

SAMPLE DUPLICATE: 4994575

Parameter	Units	92827876016 Result	Dup Result	RPD	Qualifiers
1,2-Dichloroethane	ug/L	ND	ND		
3,3-Dimethyl-1-Butanol	ug/L	ND	ND		
Benzene	ug/L	ND	ND		
Diisopropyl ether	ug/L	ND	ND		
Ethanol	ug/L	ND	ND		
Ethyl-tert-butyl ether	ug/L	ND	ND		
Ethylbenzene	ug/L	ND	ND		
m&p-Xylene	ug/L	ND	ND		
Methyl-tert-butyl ether	ug/L	ND	ND		
Naphthalene	ug/L	ND	ND		
o-Xylene	ug/L	ND	ND		

Results presented on this page are in the units indicated by the "Units" column except where an alternate unit is presented to the right of the result.

REPORT OF LABORATORY ANALYSIS

This report shall not be reproduced, except in full,
without the written consent of Pace Analytical Services, LLC.

Pace Analytical Services, LLC
9800 Kincey Ave. Suite 100
Huntersville, NC 28078
(704)875-9092

QUALITY CONTROL DATA

Project: UST UNKNOWN #14324
Pace Project No.: 92827694

SAMPLE DUPLICATE: 4994575

Parameter	Units	92827876016 Result	Dup Result	RPD	Qualifiers
tert-Amyl Alcohol	ug/L	ND	ND		
tert-Amylmethyl ether	ug/L	ND	ND		
tert-Butyl Alcohol	ug/L	ND	ND		
tert-Butyl Formate	ug/L	ND	ND		
Toluene	ug/L	ND	ND		
Xylene (Total)	ug/L	ND	ND		
1,2-Dichloroethane-d4 (S)	%	93	101		
4-Bromofluorobenzene (S)	%	98	98		
Toluene-d8 (S)	%	101	98		

Results presented on this page are in the units indicated by the "Units" column except where an alternate unit is presented to the right of the result.

REPORT OF LABORATORY ANALYSIS

This report shall not be reproduced, except in full,
without the written consent of Pace Analytical Services, LLC.

Pace Analytical Services, LLC
9800 Kincey Ave. Suite 100
Huntersville, NC 28078
(704)875-9092

QUALITY CONTROL DATA

Project: UST UNKNOWN #14324
Pace Project No.: 92827694

QC Batch: 971740
QC Batch Method: EPA 8260D
Analysis Method: EPA 8260D
Analysis Description: 8260 MSV SC
Laboratory: Pace Analytical Services - Charlotte
Associated Lab Samples: 92827694002, 92827694005, 92827694008, 92827694018, 92827694019, 92827694021, 92827694034, 92827694038, 92827694039, 92827694040

METHOD BLANK: 4994581 Matrix: Water
Associated Lab Samples: 92827694002, 92827694005, 92827694008, 92827694018, 92827694019, 92827694021, 92827694034, 92827694038, 92827694039, 92827694040

Parameter	Units	Blank Result	Reporting Limit	Analyzed	Qualifiers
1,2-Dichloroethane	ug/L	ND	5.0	11/06/25 12:10	
3,3-Dimethyl-1-Butanol	ug/L	ND	100	11/06/25 12:10	
Benzene	ug/L	ND	5.0	11/06/25 12:10	
Diisopropyl ether	ug/L	ND	5.0	11/06/25 12:10	
Ethanol	ug/L	ND	200	11/06/25 12:10	
Ethyl-tert-butyl ether	ug/L	ND	10.0	11/06/25 12:10	
Ethylbenzene	ug/L	ND	5.0	11/06/25 12:10	
m&p-Xylene	ug/L	ND	10.0	11/06/25 12:10	
Methyl-tert-butyl ether	ug/L	ND	5.0	11/06/25 12:10	
Naphthalene	ug/L	ND	5.0	11/06/25 12:10	
o-Xylene	ug/L	ND	5.0	11/06/25 12:10	
tert-Amyl Alcohol	ug/L	ND	100	11/06/25 12:10	
tert-Amylmethyl ether	ug/L	ND	10.0	11/06/25 12:10	
tert-Butyl Alcohol	ug/L	ND	100	11/06/25 12:10	
tert-Butyl Formate	ug/L	ND	50.0	11/06/25 12:10	
Toluene	ug/L	ND	5.0	11/06/25 12:10	
Xylene (Total)	ug/L	ND	5.0	11/06/25 12:10	
1,2-Dichloroethane-d4 (S)	%	94	70-130	11/06/25 12:10	
4-Bromofluorobenzene (S)	%	97	70-130	11/06/25 12:10	
Toluene-d8 (S)	%	106	70-130	11/06/25 12:10	

LABORATORY CONTROL SAMPLE: 4994582

Parameter	Units	Spike Conc.	LCS Result	LCS % Rec	% Rec Limits	Qualifiers
1,2-Dichloroethane	ug/L	20	20.6	103	70-130	
3,3-Dimethyl-1-Butanol	ug/L	400	326	82	70-130	
Benzene	ug/L	20	22.4	112	70-130	
Diisopropyl ether	ug/L	20	21.0	105	70-130	
Ethanol	ug/L	800	822	103	70-130	
Ethyl-tert-butyl ether	ug/L	40	40.8	102	70-130	
Ethylbenzene	ug/L	20	21.1	105	70-130	
m&p-Xylene	ug/L	40	43.1	108	70-130	
Methyl-tert-butyl ether	ug/L	20	20.2	101	70-130	
Naphthalene	ug/L	20	18.5	92	70-130	
o-Xylene	ug/L	20	21.6	108	70-130	
tert-Amyl Alcohol	ug/L	400	333	83	70-130	
tert-Amylmethyl ether	ug/L	40	38.8	97	70-130	

Results presented on this page are in the units indicated by the "Units" column except where an alternate unit is presented to the right of the result.

REPORT OF LABORATORY ANALYSIS

This report shall not be reproduced, except in full,
without the written consent of Pace Analytical Services, LLC.

Pace Analytical Services, LLC
9800 Kincey Ave. Suite 100
Huntersville, NC 28078
(704)875-9092

QUALITY CONTROL DATA

Project: UST UNKNOWN #14324
Pace Project No.: 92827694

LABORATORY CONTROL SAMPLE: 4994582

Parameter	Units	Spike Conc.	LCS Result	LCS % Rec	% Rec Limits	Qualifiers
tert-Butyl Alcohol	ug/L	200	163	82	70-130	
tert-Butyl Formate	ug/L	160	169	106	70-130	
Toluene	ug/L	20	21.0	105	70-130	
Xylene (Total)	ug/L	60	64.7	108	70-130	
1,2-Dichloroethane-d4 (S)	%			98	70-130	
4-Bromofluorobenzene (S)	%			102	70-130	
Toluene-d8 (S)	%			97	70-130	

MATRIX SPIKE SAMPLE: 4994583

Parameter	Units	92827876017 Result	Spike Conc.	MS Result	MS % Rec	% Rec Limits	Qualifiers
1,2-Dichloroethane	ug/L	ND	400	51.6J	13	70-137	M1
3,3-Dimethyl-1-Butanol	ug/L	ND	8000	ND	0	39-157	M1
Benzene	ug/L	294	400	334	10	70-151	M1
Diisopropyl ether	ug/L	ND	400	ND	12	63-144	M1
Ethanol	ug/L	ND	16000	ND	0	39-176	M1
Ethyl-tert-butyl ether	ug/L	ND	800	ND	12	66-137	M1
Ethylbenzene	ug/L	1930	400	2020	23	66-153	M1
m&p-Xylene	ug/L	4850	800	5090	29	69-152	M1
Methyl-tert-butyl ether	ug/L	ND	400	ND	12	54-156	M1
Naphthalene	ug/L	808	400	881	18	61-148	M1
o-Xylene	ug/L	1310	400	1380	18	70-148	M1
tert-Amyl Alcohol	ug/L	ND	8000	ND	0	54-153	M1
tert-Amylmethyl ether	ug/L	ND	800	102J	13	69-139	M1
tert-Butyl Alcohol	ug/L	ND	4000	ND	12	43-188	M1
tert-Butyl Formate	ug/L	ND	3200	ND	9	10-170	M1
Toluene	ug/L	2300	400	2340	8	59-148	M1
Xylene (Total)	ug/L	6160	1200	6470	26	63-158	MS
1,2-Dichloroethane-d4 (S)	%				106	70-130	
4-Bromofluorobenzene (S)	%				98	70-130	
Toluene-d8 (S)	%				100	70-130	

SAMPLE DUPLICATE: 4994584

Parameter	Units	92827876020 Result	Dup Result	RPD	Qualifiers
1,2-Dichloroethane	ug/L	ND	ND		
3,3-Dimethyl-1-Butanol	ug/L	ND	ND		
Benzene	ug/L	ND	ND		
Diisopropyl ether	ug/L	ND	ND		
Ethanol	ug/L	ND	ND		
Ethyl-tert-butyl ether	ug/L	ND	ND		
Ethylbenzene	ug/L	ND	ND		
m&p-Xylene	ug/L	ND	ND		
Methyl-tert-butyl ether	ug/L	ND	ND		

Results presented on this page are in the units indicated by the "Units" column except where an alternate unit is presented to the right of the result.

REPORT OF LABORATORY ANALYSIS

This report shall not be reproduced, except in full,
without the written consent of Pace Analytical Services, LLC.

Pace Analytical Services, LLC
9800 Kincey Ave. Suite 100
Huntersville, NC 28078
(704)875-9092

QUALITY CONTROL DATA

Project: UST UNKNOWN #14324
Pace Project No.: 92827694

SAMPLE DUPLICATE: 4994584

Parameter	Units	92827876020 Result	Dup Result	RPD	Qualifiers
Naphthalene	ug/L	ND	ND		
o-Xylene	ug/L	ND	ND		
tert-Amyl Alcohol	ug/L	ND	ND		
tert-Amylmethyl ether	ug/L	ND	ND		
tert-Butyl Alcohol	ug/L	ND	ND		
tert-Butyl Formate	ug/L	ND	ND		
Toluene	ug/L	ND	ND		
Xylene (Total)	ug/L	ND	ND		
1,2-Dichloroethane-d4 (S)	%	109	105		
4-Bromofluorobenzene (S)	%	98	94		
Toluene-d8 (S)	%	100	100		

Results presented on this page are in the units indicated by the "Units" column except where an alternate unit is presented to the right of the result.

REPORT OF LABORATORY ANALYSIS

This report shall not be reproduced, except in full,
without the written consent of Pace Analytical Services, LLC.

Pace Analytical Services, LLC
9800 Kincey Ave. Suite 100
Huntersville, NC 28078
(704)875-9092

QUALITY CONTROL DATA

Project: UST UNKNOWN #14324
Pace Project No.: 92827694

QC Batch: 971743
QC Batch Method: EPA 8260D
Analysis Method: EPA 8260D
Analysis Description: 8260 MSV SC
Laboratory: Pace Analytical Services - Charlotte
Associated Lab Samples: 92827694004, 92827694006, 92827694009, 92827694012, 92827694014, 92827694015, 92827694017, 92827694022, 92827694023, 92827694024, 92827694025, 92827694026, 92827694027, 92827694028, 92827694029, 92827694030, 92827694031, 92827694049

METHOD BLANK: 4994589
Matrix: Water
Associated Lab Samples: 92827694004, 92827694006, 92827694009, 92827694012, 92827694014, 92827694015, 92827694017, 92827694022, 92827694023, 92827694024, 92827694025, 92827694026, 92827694027, 92827694028, 92827694029, 92827694030, 92827694031, 92827694049

Parameter	Units	Blank Result	Reporting Limit	Analyzed	Qualifiers
1,2-Dichloroethane	ug/L	ND	5.0	11/06/25 11:35	
3,3-Dimethyl-1-Butanol	ug/L	ND	100	11/06/25 11:35	
Benzene	ug/L	ND	5.0	11/06/25 11:35	
Diisopropyl ether	ug/L	ND	5.0	11/06/25 11:35	
Ethanol	ug/L	ND	200	11/06/25 11:35	
Ethyl-tert-butyl ether	ug/L	ND	10.0	11/06/25 11:35	
Ethylbenzene	ug/L	ND	5.0	11/06/25 11:35	
m&p-Xylene	ug/L	ND	10.0	11/06/25 11:35	
Methyl-tert-butyl ether	ug/L	ND	5.0	11/06/25 11:35	
Naphthalene	ug/L	ND	5.0	11/06/25 11:35	
o-Xylene	ug/L	ND	5.0	11/06/25 11:35	
tert-Amyl Alcohol	ug/L	ND	100	11/06/25 11:35	
tert-Amylmethyl ether	ug/L	ND	10.0	11/06/25 11:35	
tert-Butyl Alcohol	ug/L	ND	100	11/06/25 11:35	
tert-Butyl Formate	ug/L	ND	50.0	11/06/25 11:35	
Toluene	ug/L	ND	5.0	11/06/25 11:35	
Xylene (Total)	ug/L	ND	5.0	11/06/25 11:35	
1,2-Dichloroethane-d4 (S)	%	103	70-130	11/06/25 11:35	
4-Bromofluorobenzene (S)	%	98	70-130	11/06/25 11:35	
Toluene-d8 (S)	%	99	70-130	11/06/25 11:35	

LABORATORY CONTROL SAMPLE: 4994590

Parameter	Units	Spike Conc.	LCS Result	LCS % Rec	% Rec Limits	Qualifiers
1,2-Dichloroethane	ug/L	20	19.4	97	70-130	
3,3-Dimethyl-1-Butanol	ug/L	400	404	101	70-130	
Benzene	ug/L	20	19.1	95	70-130	
Diisopropyl ether	ug/L	20	19.8	99	70-130	
Ethanol	ug/L	800	786	98	70-130	
Ethyl-tert-butyl ether	ug/L	40	39.7	99	70-130	
Ethylbenzene	ug/L	20	18.8	94	70-130	
m&p-Xylene	ug/L	40	38.2	95	70-130	
Methyl-tert-butyl ether	ug/L	20	19.1	95	70-130	
Naphthalene	ug/L	20	21.2	106	70-130	
o-Xylene	ug/L	20	18.9	94	70-130	

Results presented on this page are in the units indicated by the "Units" column except where an alternate unit is presented to the right of the result.

REPORT OF LABORATORY ANALYSIS

This report shall not be reproduced, except in full,
without the written consent of Pace Analytical Services, LLC.

Pace Analytical Services, LLC
9800 Kincey Ave. Suite 100
Huntersville, NC 28078
(704)875-9092

QUALITY CONTROL DATA

Project: UST UNKNOWN #14324
Pace Project No.: 92827694

LABORATORY CONTROL SAMPLE: 4994590

Parameter	Units	Spike Conc.	LCS Result	LCS % Rec	% Rec Limits	Qualifiers
tert-Amyl Alcohol	ug/L	400	408	102	70-130	
tert-Amylmethyl ether	ug/L	40	38.3	96	70-130	
tert-Butyl Alcohol	ug/L	200	195	97	70-130	
tert-Butyl Formate	ug/L	160	161	101	70-130	
Toluene	ug/L	20	18.7	94	70-130	
Xylene (Total)	ug/L	60	57.1	95	70-130	
1,2-Dichloroethane-d4 (S)	%			99	70-130	
4-Bromofluorobenzene (S)	%			100	70-130	
Toluene-d8 (S)	%			101	70-130	

MATRIX SPIKE SAMPLE: 4994591

Parameter	Units	92827694004 Result	Spike Conc.	MS Result	MS % Rec	% Rec Limits	Qualifiers
1,2-Dichloroethane	ug/L	ND	20	24.4	122	70-137	
3,3-Dimethyl-1-Butanol	ug/L	ND	400	492	123	39-157	
Benzene	ug/L	8.4	20	32.3	119	70-151	
Diisopropyl ether	ug/L	ND	20	24.1	120	63-144	
Ethanol	ug/L	ND	800	1030	129	39-176	
Ethyl-tert-butyl ether	ug/L	ND	40	48.1	120	66-137	
Ethylbenzene	ug/L	3.0J	20	25.1	110	66-153	
m&p-Xylene	ug/L	6.0J	40	46.2	101	69-152	
Methyl-tert-butyl ether	ug/L	ND	20	22.9	114	54-156	
Naphthalene	ug/L	ND	20	24.8	117	61-148	
o-Xylene	ug/L	ND	20	22.9	107	70-148	
tert-Amyl Alcohol	ug/L	ND	400	521	130	54-153	
tert-Amylmethyl ether	ug/L	ND	40	44.9	112	69-139	
tert-Butyl Alcohol	ug/L	ND	200	349	175	43-188	
tert-Butyl Formate	ug/L	ND	160	ND	6	10-170	P5
Toluene	ug/L	ND	20	23.5	115	59-148	
Xylene (Total)	ug/L	6.0	60	69.1	105	63-158	
1,2-Dichloroethane-d4 (S)	%				99	70-130	
4-Bromofluorobenzene (S)	%				100	70-130	
Toluene-d8 (S)	%				100	70-130	

SAMPLE DUPLICATE: 4994592

Parameter	Units	92827694006 Result	Dup Result	RPD	Qualifiers
1,2-Dichloroethane	ug/L	ND	ND		
3,3-Dimethyl-1-Butanol	ug/L	ND	ND		
Benzene	ug/L	4270	4340	2	
Diisopropyl ether	ug/L	ND	ND		
Ethanol	ug/L	ND	ND		
Ethyl-tert-butyl ether	ug/L	ND	ND		
Ethylbenzene	ug/L	1040	1050	1	

Results presented on this page are in the units indicated by the "Units" column except where an alternate unit is presented to the right of the result.

REPORT OF LABORATORY ANALYSIS

This report shall not be reproduced, except in full,
without the written consent of Pace Analytical Services, LLC.

Pace Analytical Services, LLC
9800 Kincey Ave. Suite 100
Huntersville, NC 28078
(704)875-9092

QUALITY CONTROL DATA

Project: UST UNKNOWN #14324
Pace Project No.: 92827694

SAMPLE DUPLICATE: 4994592

Parameter	Units	92827694006 Result	Dup Result	RPD	Qualifiers
m&p-Xylene	ug/L	4230	4220	0	
Methyl-tert-butyl ether	ug/L	ND	ND		
Naphthalene	ug/L	355	385	8	
o-Xylene	ug/L	1620	1620	0	
tert-Amyl Alcohol	ug/L	ND	ND		
tert-Amylmethyl ether	ug/L	ND	ND		
tert-Butyl Alcohol	ug/L	ND	ND		
tert-Butyl Formate	ug/L	ND	ND		
Toluene	ug/L	9930	10100	2	E
Xylene (Total)	ug/L	5850	5840	0	
1,2-Dichloroethane-d4 (S)	%	104	104		
4-Bromofluorobenzene (S)	%	97	96		
Toluene-d8 (S)	%	98	100		

Results presented on this page are in the units indicated by the "Units" column except where an alternate unit is presented to the right of the result.

REPORT OF LABORATORY ANALYSIS

This report shall not be reproduced, except in full,
without the written consent of Pace Analytical Services, LLC.

Pace Analytical Services, LLC
9800 Kincey Ave. Suite 100
Huntersville, NC 28078
(704)875-9092

QUALITY CONTROL DATA

Project: UST UNKNOWN #14324
Pace Project No.: 92827694

QC Batch: 972090
QC Batch Method: EPA 8260D
Analysis Method: EPA 8260D
Analysis Description: 8260 MSV SC
Laboratory: Pace Analytical Services - Charlotte
Associated Lab Samples: 92827694011, 92827694016, 92827694033, 92827694045, 92827694046, 92827694047

METHOD BLANK: 4996381 Matrix: Water
Associated Lab Samples: 92827694011, 92827694016, 92827694033, 92827694045, 92827694046, 92827694047

Parameter	Units	Blank Result	Reporting Limit	Analyzed	Qualifiers
1,2-Dichloroethane	ug/L	ND	5.0	11/07/25 21:55	
3,3-Dimethyl-1-Butanol	ug/L	ND	100	11/07/25 21:55	
Benzene	ug/L	ND	5.0	11/07/25 21:55	
Diisopropyl ether	ug/L	ND	5.0	11/07/25 21:55	
Ethanol	ug/L	ND	200	11/07/25 21:55	
Ethyl-tert-butyl ether	ug/L	ND	10.0	11/07/25 21:55	
Ethylbenzene	ug/L	ND	5.0	11/07/25 21:55	
m&p-Xylene	ug/L	ND	10.0	11/07/25 21:55	
Methyl-tert-butyl ether	ug/L	ND	5.0	11/07/25 21:55	
Naphthalene	ug/L	ND	5.0	11/07/25 21:55	
o-Xylene	ug/L	ND	5.0	11/07/25 21:55	
tert-Amyl Alcohol	ug/L	ND	100	11/07/25 21:55	
tert-Amylmethyl ether	ug/L	ND	10.0	11/07/25 21:55	
tert-Butyl Alcohol	ug/L	ND	100	11/07/25 21:55	
tert-Butyl Formate	ug/L	ND	50.0	11/07/25 21:55	
Toluene	ug/L	ND	5.0	11/07/25 21:55	
Xylene (Total)	ug/L	ND	5.0	11/07/25 21:55	
1,2-Dichloroethane-d4 (S)	%	106	70-130	11/07/25 21:55	
4-Bromofluorobenzene (S)	%	96	70-130	11/07/25 21:55	
Toluene-d8 (S)	%	100	70-130	11/07/25 21:55	

LABORATORY CONTROL SAMPLE: 4996382

Parameter	Units	Spike Conc.	LCS Result	LCS % Rec	% Rec Limits	Qualifiers
1,2-Dichloroethane	ug/L	20	21.0	105	70-130	
3,3-Dimethyl-1-Butanol	ug/L	400	379	95	70-130	
Benzene	ug/L	20	20.5	103	70-130	
Diisopropyl ether	ug/L	20	21.1	105	70-130	
Ethanol	ug/L	800	770	96	70-130	
Ethyl-tert-butyl ether	ug/L	40	41.2	103	70-130	
Ethylbenzene	ug/L	20	19.9	100	70-130	
m&p-Xylene	ug/L	40	40.8	102	70-130	
Methyl-tert-butyl ether	ug/L	20	20.2	101	70-130	
Naphthalene	ug/L	20	19.1	96	70-130	
o-Xylene	ug/L	20	20.6	103	70-130	
tert-Amyl Alcohol	ug/L	400	390	97	70-130	
tert-Amylmethyl ether	ug/L	40	39.2	98	70-130	
tert-Butyl Alcohol	ug/L	200	175	88	70-130	
tert-Butyl Formate	ug/L	160	169	106	70-130	

Results presented on this page are in the units indicated by the "Units" column except where an alternate unit is presented to the right of the result.

REPORT OF LABORATORY ANALYSIS

This report shall not be reproduced, except in full,
without the written consent of Pace Analytical Services, LLC.

Pace Analytical Services, LLC
9800 Kincey Ave. Suite 100
Huntersville, NC 28078
(704)875-9092

QUALITY CONTROL DATA

Project: UST UNKNOWN #14324
Pace Project No.: 92827694

LABORATORY CONTROL SAMPLE: 4996382

Parameter	Units	Spike Conc.	LCS Result	LCS % Rec	% Rec Limits	Qualifiers
Toluene	ug/L	20	19.3	96	70-130	
Xylene (Total)	ug/L	60	61.5	102	70-130	
1,2-Dichloroethane-d4 (S)	%			106	70-130	
4-Bromofluorobenzene (S)	%			101	70-130	
Toluene-d8 (S)	%			98	70-130	

MATRIX SPIKE SAMPLE: 4996383

Parameter	Units	92827876013 Result	Spike Conc.	MS Result	MS % Rec	% Rec Limits	Qualifiers
1,2-Dichloroethane	ug/L	ND	20	28.3	141	70-137	M1
3,3-Dimethyl-1-Butanol	ug/L	ND	400	500	125	39-157	
Benzene	ug/L	ND	20	28.8	137	70-151	
Diisopropyl ether	ug/L	ND	20	28.2	141	63-144	
Ethanol	ug/L	ND	800	986	123	39-176	
Ethyl-tert-butyl ether	ug/L	ND	40	55.8	139	66-137	M1
Ethylbenzene	ug/L	11.2	20	37.4	131	66-153	
m&p-Xylene	ug/L	104	40	157	133	69-152	
Methyl-tert-butyl ether	ug/L	ND	20	27.7	138	54-156	
Naphthalene	ug/L	5.2	20	34.0	144	61-148	
o-Xylene	ug/L	33.4	20	60.4	135	70-148	
tert-Amyl Alcohol	ug/L	ND	400	550	138	54-153	
tert-Amylmethyl ether	ug/L	ND	40	51.8	129	69-139	
tert-Butyl Alcohol	ug/L	ND	200	368	184	43-188	
tert-Butyl Formate	ug/L	ND	160	ND	8	10-170	P5
Toluene	ug/L	4.3J	20	30.4	130	59-148	
Xylene (Total)	ug/L	137	60	217	134	63-158	
1,2-Dichloroethane-d4 (S)	%				111	70-130	
4-Bromofluorobenzene (S)	%				99	70-130	
Toluene-d8 (S)	%				102	70-130	

SAMPLE DUPLICATE: 4996384

Parameter	Units	92827876014 Result	Dup Result	RPD	Qualifiers
1,2-Dichloroethane	ug/L	ND	ND		
3,3-Dimethyl-1-Butanol	ug/L	ND	ND		
Benzene	ug/L	ND	ND		
Diisopropyl ether	ug/L	ND	ND		
Ethanol	ug/L	ND	ND		
Ethyl-tert-butyl ether	ug/L	ND	ND		
Ethylbenzene	ug/L	5.7	5.7	0	
m&p-Xylene	ug/L	12.7	12.2	4	
Methyl-tert-butyl ether	ug/L	ND	ND		
Naphthalene	ug/L	10.3	15.7	41	D6
o-Xylene	ug/L	ND	ND		

Results presented on this page are in the units indicated by the "Units" column except where an alternate unit is presented to the right of the result.

REPORT OF LABORATORY ANALYSIS

This report shall not be reproduced, except in full,
without the written consent of Pace Analytical Services, LLC.

Pace Analytical Services, LLC
9800 Kincey Ave. Suite 100
Huntersville, NC 28078
(704)875-9092

QUALITY CONTROL DATA

Project: UST UNKNOWN #14324
Pace Project No.: 92827694

SAMPLE DUPLICATE: 4996384

Parameter	Units	92827876014 Result	Dup Result	RPD	Qualifiers
tert-Amyl Alcohol	ug/L	ND	ND		
tert-Amylmethyl ether	ug/L	ND	ND		
tert-Butyl Alcohol	ug/L	ND	ND		
tert-Butyl Formate	ug/L	ND	ND		
Toluene	ug/L	ND	ND		
Xylene (Total)	ug/L	12.7	12.2	4	
1,2-Dichloroethane-d4 (S)	%	103	106		
4-Bromofluorobenzene (S)	%	101	99		
Toluene-d8 (S)	%	99	99		

Results presented on this page are in the units indicated by the "Units" column except where an alternate unit is presented to the right of the result.

REPORT OF LABORATORY ANALYSIS

This report shall not be reproduced, except in full,
without the written consent of Pace Analytical Services, LLC.

Pace Analytical Services, LLC
9800 Kincey Ave. Suite 100
Huntersville, NC 28078
(704)875-9092

QUALITY CONTROL DATA

Project: UST UNKNOWN #14324
Pace Project No.: 92827694

QC Batch: 972329
QC Batch Method: EPA 8260D
Analysis Method: EPA 8260D
Analysis Description: 8260 MSV SC
Laboratory: Pace Analytical Services - Charlotte
Associated Lab Samples: 92827694001, 92827694003, 92827694007, 92827694010, 92827694020, 92827694032, 92827694037

METHOD BLANK: 4997910 Matrix: Water
Associated Lab Samples: 92827694001, 92827694003, 92827694007, 92827694010, 92827694020, 92827694032, 92827694037

Parameter	Units	Blank Result	Reporting Limit	Analyzed	Qualifiers
1,2-Dichloroethane	ug/L	ND	5.0	11/10/25 14:20	
3,3-Dimethyl-1-Butanol	ug/L	ND	100	11/10/25 14:20	
Benzene	ug/L	ND	5.0	11/10/25 14:20	
Diisopropyl ether	ug/L	ND	5.0	11/10/25 14:20	
Ethanol	ug/L	ND	200	11/10/25 14:20	
Ethyl-tert-butyl ether	ug/L	ND	10.0	11/10/25 14:20	
Ethylbenzene	ug/L	ND	5.0	11/10/25 14:20	
m&p-Xylene	ug/L	ND	10.0	11/10/25 14:20	
Methyl-tert-butyl ether	ug/L	ND	5.0	11/10/25 14:20	
Naphthalene	ug/L	ND	5.0	11/10/25 14:20	
o-Xylene	ug/L	ND	5.0	11/10/25 14:20	
tert-Amyl Alcohol	ug/L	ND	100	11/10/25 14:20	
tert-Amylmethyl ether	ug/L	ND	10.0	11/10/25 14:20	
tert-Butyl Alcohol	ug/L	ND	100	11/10/25 14:20	
tert-Butyl Formate	ug/L	ND	50.0	11/10/25 14:20	
Toluene	ug/L	ND	5.0	11/10/25 14:20	
Xylene (Total)	ug/L	ND	5.0	11/10/25 14:20	
1,2-Dichloroethane-d4 (S)	%	102	70-130	11/10/25 14:20	
4-Bromofluorobenzene (S)	%	99	70-130	11/10/25 14:20	
Toluene-d8 (S)	%	101	70-130	11/10/25 14:20	

LABORATORY CONTROL SAMPLE: 4997911

Parameter	Units	Spike Conc.	LCS Result	LCS % Rec	% Rec Limits	Qualifiers
1,2-Dichloroethane	ug/L	20	20.8	104	70-130	
3,3-Dimethyl-1-Butanol	ug/L	400	388	97	70-130	
Benzene	ug/L	20	20.3	101	70-130	
Diisopropyl ether	ug/L	20	19.8	99	70-130	
Ethanol	ug/L	800	742	93	70-130	
Ethyl-tert-butyl ether	ug/L	40	39.8	99	70-130	
Ethylbenzene	ug/L	20	20.4	102	70-130	
m&p-Xylene	ug/L	40	40.7	102	70-130	
Methyl-tert-butyl ether	ug/L	20	19.6	98	70-130	
Naphthalene	ug/L	20	22.5	113	70-130	
o-Xylene	ug/L	20	20.1	101	70-130	
tert-Amyl Alcohol	ug/L	400	396	99	70-130	
tert-Amylmethyl ether	ug/L	40	38.9	97	70-130	
tert-Butyl Alcohol	ug/L	200	192	96	70-130	
tert-Butyl Formate	ug/L	160	171	107	70-130	

Results presented on this page are in the units indicated by the "Units" column except where an alternate unit is presented to the right of the result.

REPORT OF LABORATORY ANALYSIS

This report shall not be reproduced, except in full,
without the written consent of Pace Analytical Services, LLC.

Pace Analytical Services, LLC
9800 Kincey Ave. Suite 100
Huntersville, NC 28078
(704)875-9092

QUALITY CONTROL DATA

Project: UST UNKNOWN #14324
Pace Project No.: 92827694

LABORATORY CONTROL SAMPLE: 4997911

Parameter	Units	Spike Conc.	LCS Result	LCS % Rec	% Rec Limits	Qualifiers
Toluene	ug/L	20	20.2	101	70-130	
Xylene (Total)	ug/L	60	60.9	101	70-130	
1,2-Dichloroethane-d4 (S)	%			100	70-130	
4-Bromofluorobenzene (S)	%			103	70-130	
Toluene-d8 (S)	%			100	70-130	

MATRIX SPIKE SAMPLE: 4997912

Parameter	Units	92828419017 Result	Spike Conc.	MS Result	MS % Rec	% Rec Limits	Qualifiers
1,2-Dichloroethane	ug/L	ND	20	21.9	109	70-137	
3,3-Dimethyl-1-Butanol	ug/L	ND	400	379	95	39-157	
Benzene	ug/L	ND	20	21.2	106	70-151	
Diisopropyl ether	ug/L	ND	20	21.4	107	63-144	
Ethanol	ug/L	ND	800	786	98	39-176	
Ethyl-tert-butyl ether	ug/L	ND	40	42.4	106	66-137	
Ethylbenzene	ug/L	ND	20	20.9	105	66-153	
m&p-Xylene	ug/L	ND	40	41.7	104	69-152	
Methyl-tert-butyl ether	ug/L	ND	20	20.0	100	54-156	
Naphthalene	ug/L	3.4J	20	20.1	84	61-148	
o-Xylene	ug/L	ND	20	21.0	105	70-148	
tert-Amyl Alcohol	ug/L	ND	400	394	98	54-153	
tert-Amylmethyl ether	ug/L	ND	40	39.8	99	69-139	
tert-Butyl Alcohol	ug/L	ND	200	268	134	43-188	
tert-Butyl Formate	ug/L	ND	160	ND	0	10-170	P5
Toluene	ug/L	ND	20	21.0	105	59-148	
Xylene (Total)	ug/L	ND	60	62.8	105	63-158	
1,2-Dichloroethane-d4 (S)	%				96	70-130	
4-Bromofluorobenzene (S)	%				99	70-130	
Toluene-d8 (S)	%				99	70-130	

SAMPLE DUPLICATE: 4997913

Parameter	Units	92828419018 Result	Dup Result	RPD	Qualifiers
1,2-Dichloroethane	ug/L	ND	ND		
3,3-Dimethyl-1-Butanol	ug/L	ND	ND		
Benzene	ug/L	ND	ND		
Diisopropyl ether	ug/L	ND	ND		
Ethanol	ug/L	ND	ND		
Ethyl-tert-butyl ether	ug/L	ND	ND		
Ethylbenzene	ug/L	ND	ND		
m&p-Xylene	ug/L	ND	ND		
Methyl-tert-butyl ether	ug/L	ND	ND		
Naphthalene	ug/L	ND	ND		
o-Xylene	ug/L	ND	ND		

Results presented on this page are in the units indicated by the "Units" column except where an alternate unit is presented to the right of the result.

REPORT OF LABORATORY ANALYSIS

This report shall not be reproduced, except in full,
without the written consent of Pace Analytical Services, LLC.

Pace Analytical Services, LLC
9800 Kincey Ave. Suite 100
Huntersville, NC 28078
(704)875-9092

QUALITY CONTROL DATA

Project: UST UNKNOWN #14324
Pace Project No.: 92827694

SAMPLE DUPLICATE: 4997913

Parameter	Units	92828419018 Result	Dup Result	RPD	Qualifiers
tert-Amyl Alcohol	ug/L	ND	ND		
tert-Amylmethyl ether	ug/L	ND	ND		
tert-Butyl Alcohol	ug/L	ND	ND		
tert-Butyl Formate	ug/L	ND	ND		
Toluene	ug/L	ND	ND		
Xylene (Total)	ug/L	ND	ND		
1,2-Dichloroethane-d4 (S)	%	100	100		
4-Bromofluorobenzene (S)	%	100	97		
Toluene-d8 (S)	%	99	99		

Results presented on this page are in the units indicated by the "Units" column except where an alternate unit is presented to the right of the result.

REPORT OF LABORATORY ANALYSIS

This report shall not be reproduced, except in full,
without the written consent of Pace Analytical Services, LLC.

Pace Analytical Services, LLC
9800 Kincey Ave. Suite 100
Huntersville, NC 28078
(704)875-9092

QUALITY CONTROL DATA

Project: UST UNKNOWN #14324
Pace Project No.: 92827694

QC Batch: 971621 | Analysis Method: EPA 8011
QC Batch Method: EPA 8011 | Analysis Description: GCS 8011 EDB DBCP
Laboratory: Pace Analytical Services - Charlotte
Associated Lab Samples: 92827694001, 92827694004, 92827694009, 92827694012, 92827694014, 92827694015

METHOD BLANK: 4994188 Matrix: Water
Associated Lab Samples: 92827694001, 92827694004, 92827694009, 92827694012, 92827694014, 92827694015

Parameter	Units	Blank Result	Reporting Limit	Analyzed	Qualifiers
1,2-Dibromoethane (EDB)	ug/L	ND	0.020	11/07/25 13:33	
1-Chloro-2-bromopropane (S)	%	151	60-140	11/07/25 13:33	S3

LABORATORY CONTROL SAMPLE & LCSD: 4994189 4994190

Parameter	Units	Spike Conc.	LCS Result	LCSD Result	LCS % Rec	LCSD % Rec	% Rec Limits	RPD	Max RPD	Qualifiers
1,2-Dibromoethane (EDB)	ug/L	0.25	0.30	0.33	119	134	60-140	12	20	
1-Chloro-2-bromopropane (S)	%				134	160	60-140			S0

SAMPLE DUPLICATE: 4994191

Parameter	Units	92827694001 Result	Dup Result	RPD	Qualifiers
1,2-Dibromoethane (EDB)	ug/L	ND	ND		
1-Chloro-2-bromopropane (S)	%	27	33		S0

Results presented on this page are in the units indicated by the "Units" column except where an alternate unit is presented to the right of the result.

REPORT OF LABORATORY ANALYSIS

This report shall not be reproduced, except in full,
without the written consent of Pace Analytical Services, LLC.

Pace Analytical Services, LLC
9800 Kincey Ave. Suite 100
Huntersville, NC 28078
(704)875-9092

QUALITY CONTROL DATA

Project: UST UNKNOWN #14324
Pace Project No.: 92827694

QC Batch: 971622
QC Batch Method: EPA 8011
Analysis Method: EPA 8011
Analysis Description: GCS 8011 EDB DBCP
Laboratory: Pace Analytical Services - Charlotte
Associated Lab Samples: 92827694020, 92827694021, 92827694022, 92827694023, 92827694024, 92827694025, 92827694026, 92827694027, 92827694028, 92827694029, 92827694030, 92827694031, 92827694032, 92827694033, 92827694034, 92827694035, 92827694036, 92827694037, 92827694038, 92827694039

METHOD BLANK: 4994194 Matrix: Water
Associated Lab Samples: 92827694020, 92827694021, 92827694022, 92827694023, 92827694024, 92827694025, 92827694026, 92827694027, 92827694028, 92827694029, 92827694030, 92827694031, 92827694032, 92827694033, 92827694034, 92827694035, 92827694036, 92827694037, 92827694038, 92827694039

Parameter	Units	Blank Result	Reporting Limit	Analyzed	Qualifiers
1,2-Dibromoethane (EDB)	ug/L	ND	0.020	11/06/25 19:28	
1-Chloro-2-bromopropane (S)	%	109	60-140	11/06/25 19:28	

LABORATORY CONTROL SAMPLE & LCSD: 4994195 4994196

Parameter	Units	Spike Conc.	LCS Result	LCSD Result	LCS % Rec	LCSD % Rec	% Rec Limits	RPD	Max RPD	Qualifiers
1,2-Dibromoethane (EDB)	ug/L	0.25	0.22	0.23	89	91	60-140	2	20	
1-Chloro-2-bromopropane (S)	%				93	105	60-140			

MATRIX SPIKE & MATRIX SPIKE DUPLICATE: 4994198 4994199

Parameter	Units	92827694021 Result	MS Spike Conc.	MSD Spike Conc.	MS Result	MSD Result	MS % Rec	MSD % Rec	% Rec Limits	RPD	Qual
1,2-Dibromoethane (EDB)	ug/L	0.73	0.24	0.24	1.4	1.5	282	304	60-140	4	M1
1-Chloro-2-bromopropane (S)	%						61	65	60-140		

SAMPLE DUPLICATE: 4994197

Parameter	Units	92827694020 Result	Dup Result	RPD	Qualifiers
1,2-Dibromoethane (EDB)	ug/L	0.37	0.35	5	
1-Chloro-2-bromopropane (S)	%	106	102		

Results presented on this page are in the units indicated by the "Units" column except where an alternate unit is presented to the right of the result.

REPORT OF LABORATORY ANALYSIS

This report shall not be reproduced, except in full,
without the written consent of Pace Analytical Services, LLC.

Pace Analytical Services, LLC
9800 Kincey Ave. Suite 100
Huntersville, NC 28078
(704)875-9092

QUALITY CONTROL DATA

Project: UST UNKNOWN #14324
Pace Project No.: 92827694

QC Batch: 971907
QC Batch Method: EPA 8011
Analysis Method: EPA 8011
Analysis Description: GCS 8011 EDB DBCP
Laboratory: Pace Analytical Services - Charlotte
Associated Lab Samples: 92827694040, 92827694041, 92827694042, 92827694043, 92827694044, 92827694045, 92827694046, 92827694047, 92827694048, 92827694049

METHOD BLANK: 4995561 Matrix: Water
Associated Lab Samples: 92827694040, 92827694041, 92827694042, 92827694043, 92827694044, 92827694045, 92827694046, 92827694047, 92827694048, 92827694049

Parameter	Units	Blank Result	Reporting Limit	Analyzed	Qualifiers
1,2-Dibromoethane (EDB)	ug/L	ND	0.020	11/07/25 14:31	
1-Chloro-2-bromopropane (S)	%	135	60-140	11/07/25 14:31	

LABORATORY CONTROL SAMPLE & LCSD: 4995562 4995563

Parameter	Units	Spike Conc.	LCS Result	LCSD Result	LCS % Rec	LCSD % Rec	% Rec Limits	RPD	Max RPD	Qualifiers
1,2-Dibromoethane (EDB)	ug/L	0.25	0.24	0.26	97	104	60-140	6	20	
1-Chloro-2-bromopropane (S)	%				100	109	60-140			

MATRIX SPIKE & MATRIX SPIKE DUPLICATE: 4995565 4995566

Parameter	Units	92827044010 Result	MS Spike Conc.	MSD Spike Conc.	MS Result	MSD Result	MS % Rec	MSD % Rec	% Rec Limits	RPD	Qual
1,2-Dibromoethane (EDB)	ug/L	0.18	0.26	0.25	0.34	0.25	61	30	60-140	27	M1,R1
1-Chloro-2-bromopropane (S)	%						63	47	60-140		S0

SAMPLE DUPLICATE: 4995564

Parameter	Units	92827044009 Result	Dup Result	RPD	Qualifiers
1,2-Dibromoethane (EDB)	ug/L	0.21	0.22	3	
1-Chloro-2-bromopropane (S)	%	101	102		

Results presented on this page are in the units indicated by the "Units" column except where an alternate unit is presented to the right of the result.

REPORT OF LABORATORY ANALYSIS

This report shall not be reproduced, except in full,
without the written consent of Pace Analytical Services, LLC.

Pace Analytical Services, LLC
9800 Kincey Ave. Suite 100
Huntersville, NC 28078
(704)875-9092

QUALITY CONTROL DATA

Project: UST UNKNOWN #14324
Pace Project No.: 92827694

QC Batch: 972464
QC Batch Method: EPA 8011
Analysis Method: EPA 8011
Analysis Description: GCS 8011 EDB DBCP
Laboratory: Pace Analytical Services - Charlotte
Associated Lab Samples: 92827694002, 92827694003, 92827694005, 92827694006, 92827694007, 92827694008, 92827694010, 92827694011, 92827694013, 92827694016, 92827694017, 92827694018, 92827694019

METHOD BLANK: 4998440 Matrix: Water
Associated Lab Samples: 92827694002, 92827694003, 92827694005, 92827694006, 92827694007, 92827694008, 92827694010, 92827694011, 92827694013, 92827694016, 92827694017, 92827694018, 92827694019

Parameter	Units	Blank Result	Reporting Limit	Analyzed	Qualifiers
1,2-Dibromoethane (EDB)	ug/L	ND	0.020	11/11/25 11:22	
1-Chloro-2-bromopropane (S)	%	118	60-140	11/11/25 11:22	

LABORATORY CONTROL SAMPLE & LCSD: 4998441 4998442

Parameter	Units	Spike Conc.	LCS Result	LCSD Result	LCS % Rec	LCSD % Rec	% Rec Limits	RPD	Max RPD	Qualifiers
1,2-Dibromoethane (EDB)	ug/L	0.25	0.27	0.27	110	109	60-140	1	20	
1-Chloro-2-bromopropane (S)	%				128	126	60-140			

MATRIX SPIKE & MATRIX SPIKE DUPLICATE: 4998444 4998445

Parameter	Units	92827694003 Result	MS Spike Conc.	MSD Spike Conc.	MS Result	MSD Result	MS % Rec	MSD % Rec	% Rec Limits	RPD	Qual
1,2-Dibromoethane (EDB)	ug/L	211	0.26	0.26	135	119	-29500	-35500	60-140	12	M1
1-Chloro-2-bromopropane (S)	%						44	74	60-140		S0

SAMPLE DUPLICATE: 4998443

Parameter	Units	92827694002 Result	Dup Result	RPD	Qualifiers
1,2-Dibromoethane (EDB)	ug/L	250	163	42	D6
1-Chloro-2-bromopropane (S)	%	0	0		S4

Results presented on this page are in the units indicated by the "Units" column except where an alternate unit is presented to the right of the result.

REPORT OF LABORATORY ANALYSIS

This report shall not be reproduced, except in full,
without the written consent of Pace Analytical Services, LLC.

Pace Analytical Services, LLC
9800 Kincey Ave. Suite 100
Huntersville, NC 28078
(704)875-9092

QUALIFIERS

Project: UST UNKNOWN #14324
Pace Project No.: 92827694

DEFINITIONS

DF - Dilution Factor, if reported, represents the factor applied to the reported data due to dilution of the sample aliquot.

ND - Not Detected at or above adjusted reporting limit.

TNTC - Too Numerous To Count

J - Estimated concentration above the adjusted method detection limit and below the adjusted reporting limit.

MDL - Adjusted Method Detection Limit.

PQL - Practical Quantitation Limit.

RL - Reporting Limit - The lowest concentration value that meets project requirements for quantitative data with known precision and bias for a specific analyte in a specific matrix.

S - Surrogate

1,2-Diphenylhydrazine decomposes to and cannot be separated from Azobenzene using Method 8270. The result for each analyte is a combined concentration.

Consistent with EPA guidelines, unrounded data are displayed and have been used to calculate % recovery and RPD values.

LCS(D) - Laboratory Control Sample (Duplicate)

MS(D) - Matrix Spike (Duplicate)

DUP - Sample Duplicate

RPD - Relative Percent Difference

NC - Not Calculable.

SG - Silica Gel - Clean-Up

U - Indicates the compound was analyzed for, but not detected.

Acid preservation may not be appropriate for 2 Chloroethylvinyl ether.

A separate vial preserved to a pH of 4-5 is recommended in SW846 Chapter 4 for the analysis of Acrolein and Acrylonitrile by EPA Method 8260.

N-Nitrosodiphenylamine decomposes and cannot be separated from Diphenylamine using Method 8270. The result reported for each analyte is a combined concentration.

Reported results are not rounded until the final step prior to reporting. Therefore, calculated parameters that are typically reported as "Total" may vary slightly from the sum of the reported component parameters.

Pace Analytical is TNI accredited. Contact your Pace PM for the current list of accredited analytes.

TNI - The NELAC Institute.

ANALYTE QUALIFIERS

D3	Sample was diluted due to the presence of high levels of non-target analytes or other matrix interference.
D6	The precision between the sample and sample duplicate exceeded laboratory control limits.
E	Analyte concentration exceeded the calibration range. The reported result is estimated.
M1	Matrix spike recovery exceeded QC limits. Batch accepted based on laboratory control sample (LCS) recovery.
MS	Analyte recovery in the matrix spike was outside QC limits for one or more of the constituent analytes used in the calculated result.
P5	The EPA or method required sample preservation degrades this compound, therefore acceptable recoveries may not be achieved in sample matrix spikes.
R1	RPD value was outside control limits.
S0	Surrogate recovery outside laboratory control limits.
S2	Surrogate recovery outside laboratory control limits due to matrix interferences (confirmed by similar results from sample re-analysis).
S3	Surrogate recovery exceeded laboratory control limits. Analyte presence below reporting limits in associated sample.
S4	Surrogate recovery not evaluated against control limits due to sample dilution.
v2	The continuing calibration verification was below the method acceptance limit. The analyte was not detected in the associated samples and the sensitivity of the instrument was verified with a reporting limit check standard.
v3	The continuing calibration verification was below the method acceptance limit. Any detection for the analyte in the associated samples may have low bias.

REPORT OF LABORATORY ANALYSIS

This report shall not be reproduced, except in full,
without the written consent of Pace Analytical Services, LLC.

Pace Analytical Services, LLC
9800 Kincey Ave. Suite 100
Huntersville, NC 28078
(704)875-9092

QUALITY CONTROL DATA CROSS REFERENCE TABLE

Project: UST UNKNOWN #14324
Pace Project No.: 92827694

Lab ID	Sample ID	QC Batch Method	QC Batch	Analytical Method	Analytical Batch
92827694001	**MW-1**	EPA 8011	971621	EPA 8011	971664
92827694002	**MW-2**	EPA 8011	972464	EPA 8011	972493
92827694003	**MW-4**	EPA 8011	972464	EPA 8011	972493
92827694004	**MW-5**	EPA 8011	971621	EPA 8011	971664
92827694005	**MW-12**	EPA 8011	972464	EPA 8011	972493
92827694006	**MW-13**	EPA 8011	972464	EPA 8011	972493
92827694007	**MW-19R**	EPA 8011	972464	EPA 8011	972493
92827694008	**MW-20**	EPA 8011	972464	EPA 8011	972493
92827694009	**MW-21R**	EPA 8011	971621	EPA 8011	971664
92827694010	**MW-22**	EPA 8011	972464	EPA 8011	972493
92827694011	**MW-24**	EPA 8011	972464	EPA 8011	972493
92827694012	**MW-25**	EPA 8011	971621	EPA 8011	971664
92827694013	**MW-26**	EPA 8011	972464	EPA 8011	972493
92827694014	**MW-27**	EPA 8011	971621	EPA 8011	971664
92827694015	**MW-28**	EPA 8011	971621	EPA 8011	971664
92827694016	**MW-29**	EPA 8011	972464	EPA 8011	972493
92827694017	**MW-32**	EPA 8011	972464	EPA 8011	972493
92827694018	**DW-1**	EPA 8011	972464	EPA 8011	972493
92827694019	**DW-2**	EPA 8011	972464	EPA 8011	972493
92827694020	**DW-3**	EPA 8011	971622	EPA 8011	971665
92827694021	**DW-4**	EPA 8011	971622	EPA 8011	971665
92827694022	**DW-5**	EPA 8011	971622	EPA 8011	971665
92827694023	**DW-6**	EPA 8011	971622	EPA 8011	971665
92827694024	**DDW-1 (83.5)**	EPA 8011	971622	EPA 8011	971665
92827694025	**DDW-1 (92.5)**	EPA 8011	971622	EPA 8011	971665
92827694026	**DDW-1 (102.5)**	EPA 8011	971622	EPA 8011	971665
92827694027	**DDW-1 (112.5)**	EPA 8011	971622	EPA 8011	971665
92827694028	**DDW-1 (119.5)**	EPA 8011	971622	EPA 8011	971665
92827694029	**DDW-2**	EPA 8011	971622	EPA 8011	971665
92827694030	**DDW-3**	EPA 8011	971622	EPA 8011	971665
92827694031	**DDW-4**	EPA 8011	971622	EPA 8011	971665
92827694032	**RW-1**	EPA 8011	971622	EPA 8011	971665
92827694033	**RW-2**	EPA 8011	971622	EPA 8011	971665
92827694034	**RW-3**	EPA 8011	971622	EPA 8011	971665
92827694035	**RW-4**	EPA 8011	971622	EPA 8011	971665
92827694036	**RW-5**	EPA 8011	971622	EPA 8011	971665
92827694037	**EP-4**	EPA 8011	971622	EPA 8011	971665
92827694038	**EP-12**	EPA 8011	971622	EPA 8011	971665
92827694039	**EP-16**	EPA 8011	971622	EPA 8011	971665
92827694040	**EP-20**	EPA 8011	971907	EPA 8011	972006
92827694041	**SW-1**	EPA 8011	971907	EPA 8011	972006
92827694042	**SW-2**	EPA 8011	971907	EPA 8011	972006
92827694043	**SW-3**	EPA 8011	971907	EPA 8011	972006

REPORT OF LABORATORY ANALYSIS

This report shall not be reproduced, except in full,
without the written consent of Pace Analytical Services, LLC.

Pace Analytical Services, LLC
9800 Kincey Ave. Suite 100
Huntersville, NC 28078
(704)875-9092

QUALITY CONTROL DATA CROSS REFERENCE TABLE

Project: UST UNKNOWN #14324
Pace Project No.: 92827694

Lab ID	Sample ID	QC Batch Method	QC Batch	Analytical Method	Analytical Batch
92827694044	**SW-4**	EPA 8011	971907	EPA 8011	972006
92827694045	**DUP-1**	EPA 8011	971907	EPA 8011	972006
92827694046	**DUP-2**	EPA 8011	971907	EPA 8011	972006
92827694047	**DUP-3**	EPA 8011	971907	EPA 8011	972006
92827694048	**FB**	EPA 8011	971907	EPA 8011	972006
92827694049	**GAC**	EPA 8011	971907	EPA 8011	972006
92827694041	**SW-1**	EPA 8260D	971556		
92827694042	**SW-2**	EPA 8260D	971556		
92827694043	**SW-3**	EPA 8260D	971556		
92827694044	**SW-4**	EPA 8260D	971556		
92827694001	**MW-1**	EPA 8260D	972329		
92827694002	**MW-2**	EPA 8260D	971740		
92827694003	**MW-4**	EPA 8260D	972329		
92827694004	**MW-5**	EPA 8260D	971743		
92827694005	**MW-12**	EPA 8260D	971740		
92827694006	**MW-13**	EPA 8260D	971743		
92827694007	**MW-19R**	EPA 8260D	972329		
92827694008	**MW-20**	EPA 8260D	971740		
92827694009	**MW-21R**	EPA 8260D	971743		
92827694010	**MW-22**	EPA 8260D	972329		
92827694011	**MW-24**	EPA 8260D	972090		
92827694012	**MW-25**	EPA 8260D	971743		
92827694013	**MW-26**	EPA 8260D	971736		
92827694014	**MW-27**	EPA 8260D	971743		
92827694015	**MW-28**	EPA 8260D	971743		
92827694016	**MW-29**	EPA 8260D	972090		
92827694017	**MW-32**	EPA 8260D	971743		
92827694018	**DW-1**	EPA 8260D	971740		
92827694019	**DW-2**	EPA 8260D	971740		
92827694020	**DW-3**	EPA 8260D	972329		
92827694021	**DW-4**	EPA 8260D	971740		
92827694022	**DW-5**	EPA 8260D	971743		
92827694023	**DW-6**	EPA 8260D	971743		
92827694024	**DDW-1 (83.5)**	EPA 8260D	971743		
92827694025	**DDW-1 (92.5)**	EPA 8260D	971743		
92827694026	**DDW-1 (102.5)**	EPA 8260D	971743		
92827694027	**DDW-1 (112.5)**	EPA 8260D	971743		
92827694028	**DDW-1 (119.5)**	EPA 8260D	971743		

REPORT OF LABORATORY ANALYSIS

This report shall not be reproduced, except in full,
without the written consent of Pace Analytical Services, LLC.

Pace Analytical Services, LLC
9800 Kincey Ave. Suite 100
Huntersville, NC 28078
(704)875-9092

QUALITY CONTROL DATA CROSS REFERENCE TABLE

Project: UST UNKNOWN #14324
Pace Project No.: 92827694

Lab ID	Sample ID	QC Batch Method	QC Batch	Analytical Method	Analytical Batch
92827694029	**DDW-2**	EPA 8260D	971743		
92827694030	**DDW-3**	EPA 8260D	971743		
92827694031	**DDW-4**	EPA 8260D	971743		
92827694032	**RW-1**	EPA 8260D	972329		
92827694033	**RW-2**	EPA 8260D	972090		
92827694034	**RW-3**	EPA 8260D	971740		
92827694035	**RW-4**	EPA 8260D	971736		
92827694036	**RW-5**	EPA 8260D	971736		
92827694037	**EP-4**	EPA 8260D	972329		
92827694038	**EP-12**	EPA 8260D	971740		
92827694039	**EP-16**	EPA 8260D	971740		
92827694040	**EP-20**	EPA 8260D	971740		
92827694045	**DUP-1**	EPA 8260D	972090		
92827694046	**DUP-2**	EPA 8260D	972090		
92827694047	**DUP-3**	EPA 8260D	972090		
92827694048	**FB**	EPA 8260D	971736		
92827694049	**GAC**	EPA 8260D	971743		
92827694050	**TB-1**	EPA 8260D	971736		
92827694051	**TB-2**	EPA 8260D	971736		

This report shall not be reproduced, except in full,
without the written consent of Pace Analytical Services, LLC.

Laboratory receiving samples:
Asheville ☐ Eden ☐ Greenwood ☐ Huntersville ☑ Raleigh ☐ Mechanicsville ☐ Atlanta ☐ Kernersville ☐

Sample Condition Upon Receipt

Client Name: Midlands Environmental

Project #:

WO# : 92827694

92827694

Courier: ☐ Commercial ☐ Fed Ex ☑ Pace ☐ UPS ☐ USPS ☐ Other:____ ☐ Client

Custody Seal Present? ☐ Yes ☑ No Seals Intact? ☐ Yes ☐ No ☑ N/A

Date/Initials Person Examining Contents: TC 11-5-25

Packing Material: ☐ Bubble Wrap ☑ Bubble Bags ☐ None ☐ Other

Biological Tissue Frozen? ☐ Yes ☐ No ☑ N/A

Thermometer:
☐ IR Gun ID: 927083

Type of Ice: ☑ Wet ☐ Blue ☐ None

Cooler Temp: 3.1 Correction Factor: Add/Subtract (°C) 0

Temp should be above freezing to 6°C
☐ Samples out of temp criteria. Samples on ice, cooling process has begun

Cooler Temp Corrected (°C): 3.1

USDA Regulated Soil (☑ N/A, water sample)

Did samples originate in a quarantine zone within the United States: CA, NY, or SC (check maps)? ☐ Yes ☐ No

Did samples originate from a foreign source (internationally, including Hawaii and Puerto Rico)? ☐ Yes ☐ No

				Comments/Discrepancy:
Chain of Custody Present?	☑ Yes	☐ No	☐ N/A	1.
Samples Arrived within Hold Time?	☑ Yes	☐ No	☐ N/A	2.
Short Hold Time Analysis (<72 hr.)?	☐ Yes	☑ No	☐ N/A	3.
Rush Turn Around Time Requested?	☐ Yes	☑ No	☐ N/A	4.
Sufficient Volume?	☑ Yes	☐ No	☐ N/A	5.
Correct Containers Used?	☑ Yes	☐ No	☐ N/A	6.
-Pace Containers Used?	☑ Yes	☐ No	☐ N/A	
Containers Intact?	☑ Yes	☐ No	☐ N/A	7.
Dissolved analysis: Samples Field Filtered?	☐ Yes	☑ No	☐ N/A	8.
Sample Labels Match COC?	☑ Yes	☐ No	☐ N/A	9.
-Includes Date/Time/ID/Analysis Matrix: WT				
Headspace in VOA Vials (>5-6mm)?	☐ Yes	☑ No	☐ N/A	10.
Trip Blank Present?	☑ Yes	☐ No	☐ N/A	11.
Trip Blank Custody Seals Present?	☑ Yes	☐ No	☐ N/A	

COMMENTS/SAMPLE DISCREPANCY

Field Data Required? ☐ Yes ☐ No

Lot ID of split containers:

CLIENT NOTIFICATION/RESOLUTION

Person contacted: Date/Time:

Project Manager SCURF Review: Date:

Project Manager SRF Review: Date:

(1)

*Check mark top half of box if pH and/or dechlorination is verified and within the acceptance range for preservation samples.
Exceptions: VOA, Coliform, TOC, Oil and Grease, DRO/8015 (water) DOC, LLHg
**Bottom half of box is to list number of bottles
***Check all unpreserved Nitrates for chlorine

Project # **WO#: 92827694**

PM: AMJ **Due Date: 11/12/25**
CLIENT: 92-MIDLAND

Laboratory Receiving location: Asheville ☐ Eden ☐ Greenwood ☐ Huntersville ☐ Raleigh ☐ Mechanicsville ☐ Atlanta ☐ Kernersville ☐

Client_____ Profile/EZ (Circle one)_____ Notes_____

Item#	BP4U-125 mL Plastic Unpreserved (N/A) (CL)	BP3U-250 mL Plastic Unpreserved (N/A)	BP2U-500 mL Plastic Unpreserved (N/A)	BP1U-1 liter Plastic Unpreserved (N/A)		BP4S-125 mL Plastic H2SO4 (pH < 2) (CL)	BP3N-250 mL plastic HNO3 (pH < 2)	BP4Z-125 mL Plastic ZN Acetate & NaOH (>9)	BP4B-125 mL Plastic NaOH (pH > 12) (CL)	WGFU-Wide-mouthed Glass jar Unpreserved	AG1U-1 liter Amber Unpreserved (N/A) (CL)	AG1H-1 liter Amber HCl (pH < 2)	AG3U-250 mL Amber Unpreserved (N/A) (CL)	AG1S-1 liter Amber H2SO4 (pH < 2)	AG3S-250 mL Amber H2SO4 (pH < 2)	DG9A-40 mL Amber NH4Cl (N/A)(CL)	DG9H-40 mL VOA HCl (N/A)	VG9T-40 mL VOA Na2S2O3 (N/A)	VG9U-40 mL VOA Unpreserved (N/A)	DG9V-40 mL VOA H3PO4 (N/A)	KP7U-50 mL Plastic Unpreserved (N/A)	V/GK (3 vials per kit)-VPH/Gas kit (N/A)	SP5T-125 mL Sterile Plastic (N/A - lab)	SP2T-250 mL Sterile Plastic (N/A - lab)		BP3R-250 mL Plastic (NH4)2SO4 (9.3-9.7)	AG0U-100 mL Amber Unpreserved (N/A) (CL)	VSGU-20 mL Scintillation vials (N/A)	DG9U-40 mL Amber Unpreserved vials (N/A)
CC																													
1																	6												
2																	6												
3																	6												
4																	6												
5																	6												
6																	6												
7																	6												
8																	6												
9																	6												
10																													
11																													
12																													

pH Adjustment Log for Preserved Samples

Sample ID	Type of Preservative	pH upon receipt	Date preservation adjusted	Time preservation adjusted	Amount of Preservative added	Lot #

Note: Whenever there is a discrepancy affecting North Carolina compliance samples, a copy of this form will be sent to the North Carolina DENR Certification Office (i.e. Out of hold, incorrect preservative, out of temp, incorrect containers.

2

*Check mark top half of box if pH and/or dechlorination is verified and within the acceptance range for preservation samples.
Exceptions: VOA, Coliform, TOC, Oil and Grease, DRO/8015 (water) DOC, LLHg
**Bottom half of box is to list number of bottles
***Check all unpreserved Nitrates for chlorine

Project #

Laboratory Receiving location: Asheville ☐ Eden ☐ Greenwood ☐ Huntersville ☐ Raleigh ☐ Mechanicsville ☐ Atlanta ☐ Kernersville ☐

Client_____ Profile/EZ (Circle one)_____ Notes_____

Item#	BP4U-125 mL Plastic Unpreserved (N/A) (Cl-)	BP3U-250 mL Plastic Unpreserved (N/A)	BP2U-500 mL Plastic Unpreserved (N/A)	BP1U-1 liter Plastic Unpreserved (N/A)		BP4S-125 mL Plastic H2SO4 (pH < 2) (Cl-)	BP3N-250 mL plastic HNO3 (pH < 2)	BP4Z-125 mL Plastic Zn Acetate & NaOH (>9)	BP4B-125 mL Plastic NaOH (pH > 12) (Cl-)	WGFU-Wide-mouthed Glass jar Unpreserved	AG1U-1 liter Amber Unpreserved (N/A) (Cl-)	AG1H-1 liter Amber HCl (pH < 2)	AG3U-250 mL Amber Unpreserved (N/A) (Cl-)	AG1S-1 liter Amber H2SO4 (pH < 2)	AG3S-250 mL Amber H2SO4 (pH < 2)	DG9A-40 mL Amber NH4Cl (N/A)(Cl-)	DG9H-40 mL VOA HCl (N/A)	VG9T-40 mL VOA Na2S2O3 (N/A)	VG9U-40 mL VOA Unpreserved (N/A)	DG9V-40 mL VOA H3PO4 (N/A)	KP7U-50 mL Plastic Unpreserved (N/A)	V/GK (3 vials per kit)-VPH/Gas kit (N/A)	SP5T-125 mL Sterile Plastic (N/A - lab)	SP2T-250 mL Sterile Plastic (N/A - lab)		BP3R-250 mL Plastic (NH4)2SO4 (9.3-9.7)	AG0U-100 mL Amber Unpreserved (N/A) (Cl-)	VSGU-20 mL Scintillation vials (N/A)	DG9U-40 mL Amber Unpreserved vials (N/A)
CC																													
1																	6												
2																	6												
3																	6												
4																	6												
5																	6												
6																	6												
7																	6												
8																													
9																													
10																													
11																													
12																													

pH Adjustment Log for Preserved Samples

Sample ID	Type of Preservative	pH upon receipt	Date preservation adjusted	Time preservation adjusted	Amount of Preservative added	Lot #

Note: Whenever there is a discrepancy affecting North Carolina compliance samples, a copy of this form will be sent to the North Carolina DENR Certification Office (i.e. Out of hold, incorrect preservative, out of temp, incorrect containers.

(3)

*Check mark top half of box if pH and/or dechlorination is verified and within the acceptance range for preservation samples.
Exceptions: VOA, Coliform, TOC, Oil and Grease, DRO/8015 (water) DOC, LLHg
**Bottom half of box is to list number of bottles
***Check all unpreserved Nitrates for chlorine

Project #

Laboratory Receiving location: Asheville ☐ Eden ☐ Greenwood ☐ Huntersville ☐ Raleigh ☐ Mechanicsville ☐ Atlanta ☐ Kernersville ☐

Client_____ Profile/EZ (Circle one)_____ Notes_____

Item#	BP4U-125 mL Plastic Unpreserved (N/A) (CL)	BP3U-250 mL Plastic Unpreserved (N/A)	BP2U-500 mL Plastic Unpreserved (N/A)	BP1U-1 liter Plastic Unpreserved (N/A)		BP4S-125 mL Plastic H2SO4 (pH < 2) (CL)	BP3N-250 mL plastic HNO3 (pH < 2)	BP4Z-125 mL Plastic Zn Acetate & NaOH (>9)	BP4B-125 mL Plastic NaOH (pH > 12) (CL)	WGFU-Wide-mouthed Glass jar Unpreserved	AG1U-1 liter Amber Unpreserved (N/A) (CL)	AG1H-1 liter Amber HCl (pH < 2)	AG3U-250 mL Amber Unpreserved (N/A) (CL)	AG1S-1 liter Amber H2SO4 (pH < 2)	AG3S-250 mL Amber H2SO4 (pH < 2)	DG9A-40 mL Amber NH4Cl (N/A)(CL)	DG9H-40 mL VOA HCl (N/A)	VG9T-40 mL VOA Na2S2O3 (N/A)	VG9U-40 mL VOA Unpreserved (N/A)	DG9V-40 mL VOA H3PO4 (N/A)	KP7U-50 mL Plastic Unpreserved (N/A)	V/GK (3 vials per kit)-VPH/Gas kit (N/A)	SP5T-125 mL Sterile Plastic (N/A - lab)	SP2T-250 mL Sterile Plastic (N/A - lab)		BP3R-250 mL Plastic (NH4)2SO4 (9.3-9.7)	AG0U-100 mL Amber Unpreserved (N/A) (CL)	VSGU-20 mL Scintillation vials (N/A)	DG9U-40 mL Amber Unpreserved vials (N/A)
CC																													
1																	6												
2																	6												
3																	6												
4																	6												
5																	6												
6																	6												
7																	6												
8																													
9																													
10																													
11																													
12																													

pH Adjustment Log for Preserved Samples

Sample ID	Type of Preservative	pH upon receipt	Date preservation adjusted	Time preservation adjusted	Amount of Preservative added	Lot #

Note: Whenever there is a discrepancy affecting North Carolina compliance samples, a copy of this form will be sent to the North Carolina DENR Certification Office (i.e. Out of hold, incorrect preservative, out of temp, incorrect containers.

4

*Check mark top half of box if pH and/or dechlorination is verified and within the acceptance range for preservation samples.
Exceptions: VOA, Coliform, TOC, Oil and Grease, DRO/8015 (water) DOC, LLHg
**Bottom half of box is to list number of bottles
***Check all unpreserved Nitrates for chlorine

Project #

Laboratory Receiving location: Asheville ☐ Eden ☐ Greenwood ☐ Huntersville ☐ Raleigh ☐ Mechanicsville ☐ Atlanta ☐ Kernersville ☐

Client_____ Profile/EZ (Circle one)_____ Notes_____

Item#	BP4U-125 mL Plastic Unpreserved (N/A) (CL)	BP3U-250 mL Plastic Unpreserved (N/A)	BP2U-500 mL Plastic Unpreserved (N/A)	BP1U-1 liter Plastic Unpreserved (N/A)	BP4S-125 mL Plastic H2SO4 (pH < 2) (CL)	BP3N-250 mL plastic HNO3 (pH < 2)	BP4Z-125 mL Plastic Zn Acetate & NaOH (>9)	BP4B-125 mL Plastic NaOH (pH > 12) (CL)	WGFU-Wide-mouthed Glass jar Unpreserved	AG1U-1 liter Amber Unpreserved (N/A) (CL)	AG1H-1 liter Amber HCl (pH < 2)	AG3U-250 mL Amber Unpreserved (N/A) (CL)	AG1S-1 liter Amber H2SO4 (pH < 2)	AG3S-250 mL Amber H2SO4 (pH < 2)	DG9A-40 mL Amber NH4Cl (N/A)(CL)	DG9H-40 mL VOA HCl (N/A)	VG9T-40 mL VOA Na2S2O3 (N/A)	VG9U-40 mL VOA Unpreserved (N/A)	DG9V-40 mL VOA H3PO4 (N/A)	KP7U-50 mL Plastic Unpreserved (N/A)	V/GK (3 vials per kit)-VPH/Gas kit (N/A)	SPST-125 mL Sterile Plastic (N/A - lab)	SP2T-250 mL Sterile Plastic (N/A - lab)		BP3R-250 mL Plastic (NH2)2SO4 (9.3-9.7)	AG0U-100 mL Amber Unpreserved (N/A) (CL)	VSGU-20 mL Scintillation vials (N/A)	DG9U-40 mL Amber Unpreserved vials (N/A)
CC																												
1																6												
2																6												
3																5												
4																6												
5																6												
6																6												
7																6												
8																6												
9																6												
10																												
11																												
12																												

pH Adjustment Log for Preserved Samples

Sample ID	Type of Preservative	pH upon receipt	Date preservation adjusted	Time preservation adjusted	Amount of Preservative added	Lot #

Note: Whenever there is a discrepancy affecting North Carolina compliance samples, a copy of this form will be sent to the North Carolina DENR Certification Office (i.e. Out of hold, incorrect preservative, out of temp, incorrect containers.

5

*Check mark top half of box if pH and/or dechlorination is verified and within the acceptance range for preservation samples.
Exceptions: VOA, Coliform, TOC, Oil and Grease, DRO/8015 (water) DOC, LLHg
**Bottom half of box is to list number of bottles
***Check all unpreserved Nitrates for chlorine

Project #

Laboratory Receiving location: Asheville ☐ Eden ☐ Greenwood ☐ Huntersville ☐ Raleigh ☐ Mechanicsville ☐ Atlanta ☐ Kernersville ☐

Client_____ Profile/EZ (Circle one)_____ Notes_____

Item#	BP4U-125 mL Plastic Unpreserved (N/A) (Cl-)	BP3U-250 mL Plastic Unpreserved (N/A)	BP2U-500 mL Plastic Unpreserved (N/A)	BP1U-1 liter Plastic Unpreserved (N/A)	BP4S-125 mL Plastic H2SO4 (pH < 2) (Cl-)	BP3N-250 mL plastic HNO3 (pH < 2)	BP4Z-125 mL Plastic Zn Acetate & NaOH (>9)	BP4B-125 mL Plastic NaOH (pH > 12) (Cl-)	WGFU-Wide-mouthed Glass jar Unpreserved	AG1U-1 liter Amber Unpreserved (N/A) (Cl-)	AG1H-1 liter Amber HCl (pH < 2)	AG3U-250 mL Amber Unpreserved (N/A) (Cl-)	AG1S-1 liter Amber H2SO4 (pH < 2)	AG3S-250 mL Amber H2SO4 (pH < 2)	DG9A-40 mL Amber NH4Cl (N/A)(Cl-)	DG9H-40 mL VOA HCl (N/A)	VG9T-40 mL VOA Na2S2O3 (N/A)	VG9U-40 mL VOA Unpreserved (N/A)	DG9V-40 mL VOA H3PO4 (N/A)	KP7U-50 mL Plastic Unpreserved (N/A)	V/GK (3 vials per kit)-VPH/Gasket (N/A)	SP5T-125 mL Sterile Plastic (N/A - lab)	SP2T-250 mL Sterile Plastic (N/A - lab)		BP3R-250 mL Plastic (NH4)2SO4 (9.3-9.7)	AG0U-100 mL Amber Unpreserved (N/A) (Cl-)	VSGU-20 mL Scintillation vials (N/A)	DG9U-40 mL Amber Unpreserved vials (N/A)
CC																													
1																6													
2																6													
3																6													
4																6													
5																6													
6																6													
7																6													
8																6													
9																6													
10																6													
11																													
12																													

pH Adjustment Log for Preserved Samples

Sample ID	Type of Preservative	pH upon receipt	Date preservation adjusted	Time preservation adjusted	Amount of Preservative added	Lot #

Note: Whenever there is a discrepancy affecting North Carolina compliance samples, a copy of this form will be sent to the North Carolina DENR Certification Office (i.e. Out of hold, incorrect preservative, out of temp, incorrect containers.

6

*Check mark top half of box if pH and/or dechlorination is verified and within the acceptance range for preservation samples.
Exceptions: VOA, Coliform, TOC, Oil and Grease, DRO/8015 (water) DOC, LLHg
**Bottom half of box is to list number of bottles
***Check all unpreserved Nitrates for chlorine

Project #

Laboratory Receiving location: Asheville ☐ Eden ☐ Greenwood ☐ Huntersville ☐ Raleigh ☐ Mechanicsville ☐ Atlanta ☐ Kernersville ☐

Client_____ Profile/EZ (Circle one)_____ Notes_____

Item#	BP4U-125 mL Plastic Unpreserved (N/A) (CL)	BP3U-250 mL Plastic Unpreserved (N/A)	BP2U-500 mL Plastic Unpreserved (N/A)	BP1U-1 liter Plastic Unpreserved (N/A)	BP4S-125 mL Plastic H2SO4 (pH < 2) (CL)	BP3N-250 mL plastic HNO3 (pH < 2)	BP4Z-125 mL Plastic Zn Acetate & NaOH (>9)	BP4B-125 mL Plastic NaOH (pH > 12) (CL)	WGFU-Wide-mouthed Glass jar Unpreserved	AG1U-1 liter Amber Unpreserved (N/A) (CL)	AG1H-1 liter Amber HCl (pH < 2)	AG3U-250 mL Amber Unpreserved (N/A) (CL)	AG1S-1 liter Amber H2SO4 (pH < 2)	AG3S-250 mL Amber H2SO4 (pH < 2)	DG9A-40 mL Amber NH4Cl (N/A)(CL)	DG9H-40 mL VOA HCl (N/A)	VG9T-40 mL VOA Na2S2O3 (N/A)	VG9U-40 mL VOA Unpreserved (N/A)	DG9V-40 mL VOA H3PO4 (N/A)	KP7U-50 mL Plastic Unpreserved (N/A)	V/GK (3 vials per kit)-VPH/Gas kit (N/A)	SP5T-125 mL Sterile Plastic (N/A - lab)	SP2T-250 mL Sterile Plastic (N/A - lab)		BP3R-250 mL Plastic (NH2)2SO4 (9.3-9.7)	AG0U-100 mL Amber Unpreserved (N/A) (CL)	VSGU-20 mL Scintillation vials (N/A)	DG9U-40 mL Amber Unpreserved vials (N/A)
CC																													
1																6													
2																6													
3																6													
4																6													
5																6													
6																6													
7																6													
8																2													
9																2													
10																													
11																													
12																													

pH Adjustment Log for Preserved Samples

Sample ID	Type of Preservative	pH upon receipt	Date preservation adjusted	Time preservation adjusted	Amount of Preservative added	Lot #

Note: Whenever there is a discrepancy affecting North Carolina compliance samples, a copy of this form will be sent to the North Carolina DENR Certification Office (i.e. Out of hold, incorrect preservative, out of temp, incorrect containers.

Pace Analytical

Sample Receiving Non-Conformance Form (NCF)

Date: 11-5-25	Evaluated by: TL
Client: Midlands Environmental	

Affix Workorder/Login Label Here or List Pace Workorder Number or MTJL Log-in Number Here

1. If Chain-of-Custody (COC) is not received: contact client and if necessary, fill out a COC and indicate that it was filled out by lab personnel. Note issues on this NCF.

2. If COC is incomplete, check applicable issues below and add details where appropriate:

	Collection date/time missing or incorrect		Analyses or analytes: missing or clarification needed		Samples listed on COC do not match samples received (missing, additional, etc.)
	Sample IDs on COC do not match sample labels		Required trip blanks were not received		Required signatures are missing

Comments/Details/Other Issues not listed above:

3. Sample integrity issues: check applicable issues below and add details where appropriate:

	Samples: Past holding time		Samples: Condition needs to be brought to lab personnel's attention (details below)		Preservation: Improper
	Samples: Not field filtered	✓	Containers: Broken or compromised		Temperature: not within acceptance criteria (typically 0-6C)
	Samples: Insufficient volume received		Containers: Incorrect		Temperature: Samples arrived frozen
	Samples: Cooler damaged or compromised		Custody Seals: Missing or compromised on samples, trip blanks or coolers		Vials received with improper headspace
	Samples: contain chlorine or sulfides		Packing Material: Insufficient/Improper		Other:

Comments/Details:

1 vial for sample DDW-1 (92.5) broken

4. If Samples not preserved properly and Sample Receiving adjusts pH, add details below:

Sample ID:	Date/Time:	Amount/type pres added:
Preserved by:	Initial and Final pH:	Lot # of pres added:
Sample ID:	Date/Time:	Amount/type pres added:
Preserved by:	Initial and Final pH:	Lot # of pres added:
Sample ID:	Date/Time:	Amount/type pres added:
Preserved by:	Initial and Final pH:	Lot # of pres added:

5. Client Contact: If client is contacted for any issue listed above, fill in details below:

Client:	Contacted per:	
PM Initials:	Date/Time:	

Client Comments/Instructions:

Pace® Location Requested (City/State):

CHAIN-OF-CUSTODY Analytical Request Document

Chain-of-Custody is a LEGAL DOCUMENT - Complete all relevant fields

LAB USE ONLY- Affix Workorder/Login Label Here

Scan QR Code for instructions

Company Name:	Midlands Environmental Consultants, Inc.
Street Address:	231 Dooley Road, Lexington, SC 29073
Customer Project #:	
Project Name:	UST UNKnown 14324
Site Collection Info/Facility ID (as applicable):	UST # 14324
Time Zone Collected:	[ ] AK [ ] PT [ ] MT [ ] CT [X] ET
Data Deliverables:	[ ] Level II [ ] Level III [ ] Level IV [ ] EQUIS [ ] Other
Contact/Report To:	Bryan T. Shane, P.G.
Phone #:	803-808-2043
E-Mail:	jlc@meci.net
Cc E-Mail:	
Invoice To:	Lynn Shane
Invoice E-Mail:	lshane@meci.net
Purchase Order # (if applicable):	
Quote #:	
County / State origin of sample(s):	SOUTH CAROLINA
Regulatory Program (DW, RCRA, etc.) as applicable:	Reportable [ ] Yes [ ] No
Rush (Pre-approval required):	[ ] Same Day [ ] 1 Day [ ] 2 Day [ ] 3 Day [ ] Other _____
Date Results Requested:	
DW PWSID # or WW Permit # as applicable:	
Field Filtered (if applicable):	[ ] Yes [ ] No
Analysis:	

* Matrix Codes (Insert in Matrix box below): Drinking Water (DW), Ground Water (GW), Waste Water (WW), Product (P), Soil/Solid (SS), Oil (OL), Wipe (WP), Tissue (TS), Bioassay (B), Vapor (V), Surface Water (SW), Sediment (SED), Sludge (SL), Caulk (CK), Leachate (LL), Biosolid (BS), Other (OT)

Specify Container Size **: 6 6 6 6 6 3 6

Identify Container Preservative Type***: 4 4 4 8 4 2 4

Analysis Requested: BTEXNM, DCA, OXY'S 8260D | EDB 8011 | BTEXNM, DCA 524.2 | EDB 504.1 | OXYGENATES 8260D LOW LEVEL | LEAD 6010 | BTEXNM, DCA, OXY'S 8260D LOW LEVEL

**Container Size: (1) 1L, (2) 500mL, (3) 250mL, (4) 125mL, (5) 100mL, (6) 40mL vial, (7) EnCore, (8) TerraCore, (9) 90mL, (10) Other

*** Preservative Types: (1) None, (2) HNO3, (3) H2SO4, (4) HCl, (5) NaOH, (6) Zn Acetate, (7) NaHSO4, (8) Sod. Thiosulfate, (9) Ascorbic Acid, (10) MeOH, (11) Other

Lab Use Only: Proj. Mgr: | AcctNum / Client ID: | Table #: | Profile / Template: | Prelog / Bottle Ord. ID:

Preservation non-conformance identified for sample.

Customer Sample ID	Matrix *	Comp / Grab	Composite Start Date	Composite Start Time	Collected or Composite End Date	Collected or Composite End Time	# Cont.	Res. Chlorine Results	Res. Chlorine Units	Sample Comment
MW-1	GW	G			11/4	15:20	6			Sampled Below FPP
MW-2						13:43				Slight odor
MW-4						14:50				Odor
MW-5						14:43				No Odor
MW-12						14:10				Slight Odor
MW-13						13:57				Odor
MW-19R						13:22				No Odor
MW-20						13:37				Slight odor
MW-21										DNS, NC
MW-21R	GW	G			11/4	13:21	6			No Odor

Additional Instructions from Pace®:
REPORT "J" VALUES

Collected By: (Printed Name) Troy Douglas
Signature: Troy Douglas

Customer Remarks / Special Conditions / Possible Hazards:

# Coolers:	Thermometer ID:	Correction Factor (°C):	Obs. Temp. (°C)	Corrected Temp. (°C)	On Ice:

Relinquished by/Company: (Signature)	Date/Time:	Received by/Company: (Signature)	Date/Time:	Tracking Number:
	11/5/25 950		11/5/25 0950	
Relinquished by/Company: (Signature)	Date/Time:	Received by/Company: (Signature)	Date/Time:	Delivered by: [ ] In- Person [ ] Courier
	11/5 1245		11-5-25 1245	[ ] FedEx [ ] UPS [ ] Other
Relinquished by/Company: (Signature)	Date/Time:	Received by/Company: (Signature)	Date/Time:	Page: 1 of 6

Submitting a sample via this chain of custody constitutes acknowledgment and acceptance of the Pace® Terms and Conditions found at https://www.pacelabs.com/resource-library/resource/pace-terms-and-conditions/

Pace® Location Requested (City/State):

CHAIN-OF-CUSTODY Analytical Request Document

Chain-of-Custody is a LEGAL DOCUMENT - Complete all relevant fields

LAB USE ONLY- Affix Workorder/Login Label Here

Scan QR Code for instructions

Company Name: Midlands Environmental Consultants, Inc.
Street Address: 231 Dooley Road, Lexington, SC 29073
Customer Project #:
Project Name: UST Unknown 14324
Site Collection Info/Facility ID (as applicable): ust # 14324
State Zone Collected: [ ] AK [ ] PT [ ] MT [ ] CT [X] ET
Data Deliverables: [ ] Level II [ ] Level III [ ] Level IV [ ] EQUIS [ ] Other

Contact/Report To: Bryan T. Shane, P.G.
Phone #: 803-808-2043
E-Mail: jlc@meci.net
Cc E-Mail:
Invoice To: Lynn Shane
Invoice E-Mail: lshane@meci.net
Purchase Order # (if applicable):
Quote #:
County / State origin of sample(s): SOUTH CAROLINA
Regulatory Program (DW, RCRA, etc.) as applicable: Reportable [ ] Yes [ ] No
Rush (Pre-approval required): [ ] Same Day [ ] 1 Day [ ] 2 Day [ ] 3 Day [ ] Other
DW PWSID # or WW Permit # as applicable:
Date Results Requested:
Field Filtered (if applicable): [ ] Yes [ ] No
Analysis:

Matrix Codes (Insert in Matrix box below): Drinking Water (DW), Ground Water (GW), Waste Water (WW), Product (P), Soil/Solid (SS), Oil (OL), Wipe (WP), Tissue (TS), Bioassay (B), Vapor (V), Surface Water (SW), Sediment (SED), Sludge (SL), Caulk (CK), Leachate (LL), Biosolid (BS), Other (OT)

Specify Container Size **: 6 6 6 6 6 3 6
Identify Container Preservative Type***: 4 4 4 8 4 2 4
Analysis Requested

Customer Sample ID	Matrix *	Comp / Grab	Composite Start Date	Composite Start Time	Collected or Composite End Date	Collected or Composite End Time	# Cont.	Res. Chlorine Results	Res. Chlorine Units	BTEXNM, DCA, OXY'S 8260D	EDB 8011	BTEXNM, DCA 524.2	EDB 504.1	OXYGENATES 8260D LOW LEVEL	LEAD 6010	BTEXNM, DCA, OXY'S 8260D LOW LEVEL	Sample Comment
MW-22	GW	G			11/4	13:28	6			X	X						Slight odor
MW-23																	DNS, Dry
MW-24	GW	G			11/4	14:27	6			X	X						Slight odor
MW-25						14:12											No Odor
MW-26						14:56											Sampled under FPP
MW-27						11:38											No Odor
MW-28						11:48											No Odor
MW-29						11:28											Slight Odor
MW-31																	DNS, Dry
MW-32	GW	G			11/4	11:17	6			X	X						No Odor

Additional Instructions from Pace®: REPORT "J" VALUES

Collected By: (Printed Name) Troy Douglas
Signature: Troy Douglas

Lab Use Only: Proj. Mgr: / AcctNum / Client ID: / Table #: / Profile / Template: / Prelog / Bottle Ord. ID:

Preservation non-conformance identified for sample.

**Container Size: (1) 1L, (2) 500mL, (3) 250mL, (4) 125mL, (5) 100mL, (6) 40mL vial, (7) EnCore, (8) TerraCore, (9) 90mL, (10) Other

*** Preservative Types: (1) None, (2) HNO3, (3) H2SO4, (4) HCl, (5) NaOH, (6) Zn Acetate, (7) NaHSO4, (8) Sod. Thiosulfate, (9) Ascorbic Acid, (10) MeOH, (11) Other

Customer Remarks / Special Conditions / Possible Hazards:

# Coolers:	Thermometer ID:	Correction Factor (°C):	Obs. Temp. (°C)	Corrected Temp. (°C)	On Ice:

Relinquished by/Company: (Signature)	Date/Time:	Received by/Company: (Signature)	Date/Time:
	11/5/25 950		11/5/25 0550
Relinquished by/Company: (Signature)	Date/Time:	Received by/Company: (Signature)	Date/Time:
	11/5 1245	TC Pace MLC	11-5-25 1245
Relinquished by/Company: (Signature)	Date/Time:	Received by/Company: (Signature)	Date/Time:
Relinquished by/Company: (Signature)	Date/Time:	Received by/Company: (Signature)	Date/Time:

Tracking Number:

Delivered by: [ ] In-Person [ ] Courier [ ] FedEx [ ] UPS [ ] Other

Page: 2 of 6

Submitting a sample via this chain of custody constitutes acknowledgment and acceptance of the Pace® Terms and Conditions found at https://www.pacelabs.com/resource-library/resource/pace-terms-and-conditions/

Pace® Location Requested (City/State):

CHAIN-OF-CUSTODY Analytical Request Document

Chain-of-Custody is a LEGAL DOCUMENT - Complete all relevant fields

LAB USE ONLY- Affix Workorder/Login Label Here

Scan QR Code for instructions

Company Name: Midlands Environmental Consultants, Inc.
Street Address: 231 Dooley Road, Lexington, SC 29073

Customer Project #:
Project Name: UST Unknown 14324
Site Collection Info/Facility ID (as applicable): UST# 14324

Contact/Report To: Bryan T. Shane, P.G.
Phone #: 803-808-2043
E-Mail: jlc@meci.net
Cc E-Mail:

Invoice To: Lynn Shane
Invoice E-Mail: lshane@meci.net
Purchase Order # (if applicable):
Quote #:

Time Zone Collected: [ ] AK [ ] PT [ ] MT [ ] CT [X] ET
County / State origin of sample(s): SOUTH CAROLINA

Data Deliverables: [ ] Level II [ ] Level III [ ] Level IV [ ] EQUIS [ ] Other
Regulatory Program (DW, RCRA, etc.) as applicable: Reportable [ ] Yes [ ] No

Rush (Pre-approval required): [ ] Same Day [ ] 1 Day [ ] 2 Day [ ] 3 Day [ ] Other _____
DW PWSID # or WW Permit # as applicable:

Date Results Requested:
Field Filtered (if applicable): [ ] Yes [ ] No
Analysis:

Matrix Codes (Insert in Matrix box below): Drinking Water (DW), Ground Water (GW), Waste Water (WW), Product (P), Soil/Solid (SS), Oil (OL), Wipe (WP), Tissue (TS), Bioassay (B), Vapor (V), Surface Water (SW), Sediment (SED), Sludge (SL), Caulk (CK), Leachate (LL), Biosolid (BS), Other (OT)

Specify Container Size **: 6 6 6 6 6 3 6
Identify Container Preservative Type***: 4 4 4 8 4 2 4

**Container Size: (1) 1L, (2) 500mL, (3) 250mL, (4) 125mL, (5) 100mL, (6) 40mL vial, (7) EnCore, (8) TerraCore, (9) 90mL, (10) Other

*** Preservative Types: (1) None, (2) HNO3, (3) H2SO4, (4) HCl, (5) NaOH, (6) Zn Acetate, (7) NaHSO4, (8) Sod. Thiosulfate, (9) Ascorbic Acid, (10) MeOH, (11) Other

Customer Sample ID	Matrix *	Comp / Grab	Composite Start Date	Composite Start Time	Collected or Composite End Date	Collected or Composite End Time	# Cont.	Res. Chlorine Results	Res. Chlorine Units	BTEXNM, DCA, OXY'S 8260D	EDB 8011	BTEXNM, DCA 524.2	EDB 504.1	OXYGENATES 8260D LOW LEVEL	LEAD 6010	BTEXNM, DCA, OXY'S 8260D LOW LEVEL	Sample Comment
DW-1	GW	G			11/4	13:40	6			X	X						No Odor
DW-2						12:20											Slight Odor
DW-3						12:45											No Odor
DW-4						11:26											Slight odor
DW-5						12:12											No Odor
DW-6						11:55											No Odor
DDW-1 (83.5)						10:30											
DDW-1 (92.5)						10:31											
DDW-1 (102.5)						10:40											
DDW-1 (112.5)						10:42											

Lab Use Only: Proj. Mgr: | AcctNum / Client ID: | Table #: | Profile / Template: | Prelog / Bottle Ord. ID:

Preservation non-conformance identified for sample.

Additional Instructions from Pace®:
REPORT "J" VALUES

Collected By: (Printed Name) Troy Douglas
Signature: Troy Douglas

Customer Remarks / Special Conditions / Possible Hazards:

Coolers: | Thermometer ID: | Correction Factor (°C): | Obs. Temp. (°C) | Corrected Temp. (°C) | On Ice:

Relinquished by/Company: (Signature)	Date/Time:	Received by/Company: (Signature)	Date/Time:	Tracking Number:
	11/5/25 950		11/5/25 0950	
	11/5 1245	TC Pace MC	11-5-25 1245	Delivered by: [ ] In-Person [ ] Courier
				[ ] FedEx [ ] UPS [ ] Other

Submitting a sample via this chain of custody constitutes acknowledgment and acceptance of the Pace® Terms and Conditions found at https://www.pacelabs.com/resource-library/resource/pace-terms-and-conditions/

Pace® Location Requested (City/State):

CHAIN-OF-CUSTODY Analytical Request Document

Chain-of-Custody is a LEGAL DOCUMENT - Complete all relevant fields

LAB USE ONLY- Affix Workorder/Login Label Here

Scan QR Code for instructions

Company Name: Midlands Environmental Consultants, Inc.
Street Address: 231 Dooley Road, Lexington, SC 29073
Customer Project #:
Project Name: UST Unknown 14324
State Collection Info/Facility ID (as applicable): UST # 14324
State Zone Collected: [ ] AK [ ] PT [ ] MT [ ] CT [X] ET
Data Deliverables: [ ] Level II [ ] Level III [ ] Level IV [ ] EQUIS [ ] Other

Contact/Report To: Bryan T. Shane, P.G.
Phone #: 803-808-2043
E-Mail: jlc@meci.net
Cc E-Mail:
Invoice To: Lynn Shane
Invoice E-Mail: lshane@meci.net
Purchase Order # (if applicable):
Quote #:
County / State origin of sample(s): SOUTH CAROLINA
Regulatory Program (DW, RCRA, etc.) as applicable: Reportable [ ] Yes [ ] No
Rush (Pre-approval required): [ ] Same Day [ ] 1 Day [ ] 2 Day [ ] 3 Day [ ] Other
DW PWSID # or WW Permit # as applicable:
Date Results Requested:
Field Filtered (if applicable): [ ] Yes [ ] No
Analysis:

Matrix Codes (Insert in Matrix box below): Drinking Water (DW), Ground Water (GW), Waste Water (WW), Product (P), Soil/Solid (SS), Oil (OL), Wipe (WP), Tissue (TS), Bioassay (B), Vapor (V), Surface Water (SW), Sediment (SED), Sludge (SL), Caulk (CK), Leachate (LL), Biosolid (BS), Other (OT)

Specify Container Size **: 6 6 6 6 6 3 6
Identify Container Preservative Type***: 4 4 4 8 4 2 4
Analysis Requested

Customer Sample ID	Matrix *	Comp / Grab	Composite Start Date	Composite Start Time	Collected or Composite End Date	Collected or Composite End Time	# Cont.	Res. Chlorine Results	Res. Chlorine Units	BTEXNM, DCA, OXY'S 8260D	EDB 8011	BTEXNM, DCA 524.2	EDB 504.1	OXYGENATES 8260D LOW LEVEL	LEAD 6010	BTEXNM, DCA, OXY'S 8260D LOW LEVEL	Sample Comment
DDW-1 (119.5)	GW	G			11/4	10:48	6			X	X						
DDW-2						11:49											No Odor
DDW-3						11:48											No Odor
DDW-4						12:43											No Odor
RW-1						15:02											Sampled under FPP
RW-2						14:55											Sampled under FPP
RW-3						15:04											Sampled under FPP
RW-4						15:06											Sampled under FPP
RW-5						15:10											Sampled under FPP
EP-4						15:13											Sampled under FPP

Additional Instructions from Pace®: REPORT "J" VALUES

Collected By: (Printed Name) Troy Douglas
Signature: Troy Douglas

Customer Remarks / Special Conditions / Possible Hazards:

Coolers: Thermometer ID: Correction Factor (°C): Obs. Temp. (°C) Corrected Temp. (°C) On Ice:

Relinquished by/Company: (Signature) Date/Time: 11/5/25 0950 Received by/Company: (Signature) Date/Time: 11/5/25 0950
Relinquished by/Company: (Signature) Date/Time: 11/5 1245 Received by/Company: (Signature) Date/Time: 11-5-25 1245
Relinquished by/Company: (Signature) Date/Time: Received by/Company: (Signature) Date/Time:
Relinquished by/Company: (Signature) Date/Time: Received by/Company: (Signature) Date/Time:

Tracking Number:
Delivered by: [ ] In- Person [ ] Courier [ ] FedEx [ ] UPS [ ] Other

Lab Use Only: Proj. Mgr: | AcctNum / Client ID: | Table #: | Profile / Template: | Prelog / Bottle Ord. ID:
Preservation non-conformance identified for sample.

**Container Size: (1) 1L, (2) 500mL, (3) 250mL, (4) 125mL, (5) 100mL, (6) 40mL vial, (7) EnCore, (8) TerraCore, (9) 90mL, (10) Other

*** Preservative Types: (1) None, (2) HNO3, (3) H2SO4, (4) HCl, (5) NaOH, (6) Zn Acetate, (7) NaHSO4, (8) Sod. Thiosulfate, (9) Ascorbic Acid, (10) MeOH, (11) Other

Submitting a sample via this chain of custody constitutes acknowledgment and acceptance of the Pace® Terms and Conditions found at https://www.pacelabs.com/resource-library/resource/pace-terms-and-conditions/

Pace® Location Requested (City/State):

CHAIN-OF-CUSTODY Analytical Request Document

Chain-of-Custody is a LEGAL DOCUMENT - Complete all relevant fields

LAB USE ONLY- Affix Workorder/Login Label Here

Scan QR Code for instructions

Company Name: Midlands Environmental Consultants, Inc.
Street Address: 231 Dooley Road, Lexington, SC 29073
Customer Project #:
Project Name: UST Unknown 14324
State Collection Info/Facility ID (as applicable): UST# 14324
State Zone Collected: [ ] AK [ ] PT [ ] MT [ ] CT [X] ET
Data Deliverables: [ ] Level II [ ] Level III [ ] Level IV [ ] EQUIS [ ] Other

Contact/Report To: Bryan T. Shane, P.G.
Phone #: 803-808-2043
E-Mail: jlc@meci.net
Cc E-Mail:
Invoice To: Lynn Shane
Invoice E-Mail: lshane@meci.net
Purchase Order # (if applicable):
Quote #:
County / State origin of sample(s): SOUTH CAROLINA
Regulatory Program (DW, RCRA, etc.) as applicable: Reportable [ ] Yes [ ] No
Rush (Pre-approval required): [ ] Same Day [ ] 1 Day [ ] 2 Day [ ] 3 Day [ ] Other ____
DW PWSID # or WW Permit # as applicable:
Date Results Requested:
Field Filtered (if applicable): [ ] Yes [ ] No
Analysis:

Matrix Codes (Insert in Matrix box below): Drinking Water (DW), Ground Water (GW), Waste Water (WW), Product (P), Soil/Solid (SS), Oil (OL), Wipe (WP), Tissue (TS), Bioassay, Vapor (V), Surface Water (SW), Sediment (SED), Sludge (SL), Caulk (CK), Leachate (LL), Biosolid (BS), Other (OT)

Specify Container Size **: 6 6 6 6 6 3 6
Identify Container Preservative Type***: 4 4 4 8 4 2 4
Analysis Requested

**Container Size: (1) 1L, (2) 500mL, (3) 250mL, (4) 125mL, (5) 100mL, (6) 40mL vial, (7) EnCore, (8) TerraCore, (9) 90mL, (10) Other

*** Preservative Types: (1) None, (2) HNO3, (3) H2SO4, (4) HCl, (5) NaOH, (6) Zn Acetate, (7) NaHSO4, (8) Sod. Thiosulfate, (9) Ascorbic Acid, (10) MeOH, (11) Other

Customer Sample ID	Matrix *	Comp / Grab	Composite Start Date	Composite Start Time	Collected or Composite End Date	Collected or Composite End Time	# Cont.	Res. Chlorine Results	Res. Chlorine Units	BTEXNM, DCA, OXY'S 8260D	EDB 8011	BTEXNM, DCA 524.2	EDB 504.1	OXYGENATES 8260D LOW LEVEL	LEAD 6010	BTEXNM, DCA, OXY'S 8260D LOW LEVEL	Sample Comment
EP-12	GW	G			11/4	14:57	6			X	X						
EP-16	↓	↓			↓	15:02	↓			↓	↓						Sample under FPR
EP-20	↓	↓			↓	14:37	↓			↓	↓						Odor
SW-1	SW	G			11/4	13:00	6				X					X	Odor
SW-2	↓	↓				13:01	↓				X					X	
SW-3	↓	↓				13:02	↓				X					X	
SW-4	↓	↓			↓	13:03	↓				X					X	
Dup-1	GW	G			11/4	—	6			X	X						Slight Odor
Dup-2	GW	G			↓	—	↓			X	X						Slight Odor
Dup-3	GW	G			↓	—	↓			X	X						Slight Odor

Lab Use Only: Proj. Mgr: | AcctNum / Client ID: | Table #: | Profile / Template: | Prelog / Bottle Ord. ID:

Preservation non-conformance identified for sample.

Additional Instructions from Pace®:
REPORT "J" VALUES

Collected By: (Printed Name) Troy Douglas
Signature: Troy Douglas

Customer Remarks / Special Conditions / Possible Hazards:

# Coolers:	Thermometer ID:	Correction Factor (°C):	Obs. Temp. (°C)	Corrected Temp. (°C)	On Ice:

Relinquished by/Company: (Signature)	Date/Time:	Received by/Company: (Signature)	Date/Time:
	11/5/25 950		11/5/25 0950
	11/5 1245		11/5/25 1245

Tracking Number:

Delivered by: [ ] In-Person [ ] Courier [ ] FedEx [ ] UPS [ ] Other

Page: 5 of 6

Submitting a sample via this chain of custody constitutes acknowledgment and acceptance of the Pace® Terms and Conditions found at https://www.pacelabs.com/resource-library/resource/pace-terms-and-conditions/

Pace® Location Requested (City/State):

CHAIN-OF-CUSTODY Analytical Request Document

Chain-of-Custody is a LEGAL DOCUMENT - Complete all relevant fields

LAB USE ONLY- Affix Workorder/Login Label Here

Scan QR Code for instructions

Company Name: Midlands Environmental Consultants, Inc.
Street Address: 231 Dooley Road, Lexington, SC 29073
Customer Project #:
Project Name: UST Unknown 14324
Site Collection Info/Facility ID (as applicable): ust # 14324
State Zone Collected: [ ] AK [ ] PT [ ] MT [ ] CT [X] ET
Data Deliverables: [ ] Level II [ ] Level III [ ] Level IV [ ] EQUIS [ ] Other

Contact/Report To: Bryan T. Shane, P.G.
Phone #: 803-808-2043
E-Mail: jlc@meci.net
Cc E-Mail:
Invoice To: Lynn Shane
Invoice E-Mail: lshane@meci.net
Purchase Order # (if applicable):
Quote #:
County / State origin of sample(s): SOUTH CAROLINA
Regulatory Program (DW, RCRA, etc.) as applicable: Reportable [ ] Yes [ ] No
Rush (Pre-approval required): [ ] Same Day [ ] 1 Day [ ] 2 Day [ ] 3 Day [ ] Other ____
DW PWSID # or WW Permit # as applicable:
Date Results Requested:
Field Filtered (if applicable): [ ] Yes [ ] No
Analysis:

Matrix Codes (Insert in Matrix box below): Drinking Water (DW), Ground Water (GW), Waste Water (WW), Product (P), Soil/Solid (SS), Oil (OL), Wipe (WP), Tissue (TS), Bioassay (B), Vapor (V), Surface Water (SW),Sediment (SED), Sludge (SL), Caulk (CK), Leachate (LL), Biosolid (BS), Other (OT)

Specify Container Size **: 6 6 6 6 6 3 6
Identify Container Preservative Type***: 4 4 4 8 4 2 4

Customer Sample ID	Matrix *	Comp / Grab	Composite Start Date	Composite Start Time	Collected or Composite End Date	Collected or Composite End Time	# Cont.	Res. Chlorine Results	Res. Chlorine Units	BTEXNM, DCA, OXY'S 8260D	EDB 8011	BTEXNM, DCA 524.2	EDB 504.1	OXYGENATES 8260D LOW LEVEL	LEAD 6010	BTEXNM, DCA, OXY'S 8260D LOW LEVEL	Sample Comment
FB	GW	G			11/4	15:30	6			X	X						
GAC	↓	↓			↓	15:35	6			X	X						
TB-1						8:00	2			X							
TB-2						8:00	2			X							

Lab Use Only: Proj. Mgr: | AcctNum / Client ID: | Table #: | Profile / Template: | Prelog / Bottle Ord. ID:

Preservation non-conformance identified for sample.

**Container Size: (1) 1L, (2) 500mL, (3) 250mL, (4) 125mL, (5) 100mL, (6) 40mL vial, (7) EnCore, (8) TerraCore, (9) 90mL, (10) Other

*** Preservative Types: (1) None, (2) HNO3, (3) H2SO4, (4) HCl, (5) NaOH, (6) Zn Acetate, (7) NaHSO4, (8) Sod. Thiosulfate, (9) Ascorbic Acid, (10) MeOH, (11) Other

Additional Instructions from Pace®: REPORT "J" VALUES

Collected By: (Printed Name) Troy Douglas
Signature: Troy Douglas

Customer Remarks / Special Conditions / Possible Hazards:

# Coolers:	Thermometer ID:	Correction Factor (°C):	Obs. Temp. (°C)	Corrected Temp. (°C)	On Ice:

Relinquished by/Company: (Signature)	Date/Time:	Received by/Company: (Signature)	Date/Time:	Tracking Number:
	11/5/25 950		11/5/25 0950	
Relinquished by/Company: (Signature)	Date/Time:	Received by/Company: (Signature)	Date/Time:	Delivered by: [ ] In- Person [ ] Courier
	11/5 1245	Pace MVL	11/5-25 1245	[ ] FedEx [ ] UPS [ ] Other
Relinquished by/Company: (Signature)	Date/Time:	Received by/Company: (Signature)	Date/Time:	
Relinquished by/Company: (Signature)	Date/Time:	Received by/Company: (Signature)	Date/Time:	Page: 6 of 6

Submitting a sample via this chain of custody constitutes acknowledgment and acceptance of the Pace® Terms and Conditions found at https://www.pacelabs.com/resource-library/resource/pace-terms-and-conditions/

APPENDIX C:

TAX MAP

(Not Applicable)

APPENDIX D:

SOIL BORING/FIELD SCREENING LOGS & 1903 FORMS

(Not Applicable)

APPENDIX E:

WELL COMPLETION LOGS & 1903 FORMS

(Not Applicable)

APPENDIX F:

AQUIFER EVALUATION SUMMARY FORMS, DATA, GRAPHS, EQUATIONS

(Not Applicable)

APPENDIX G:

DISPOSAL MANIFEST

Midlands Environmental Consultants, Inc.

November 13, 2025

Re: Treatment of Purge Water
UST – Unknown 14324
Seneca, South Carolina
Oconee County
UST Permit# 14324
MECI Project# 25-8615

To Whom it May Concern;

Midlands Environmental Consultants, Inc. is providing the following letter as certification that treatment of the referenced purge water complied with the conditions of "Proposed Conditions for Use of Portable Activated Carbon Units for the Treatment of Small Volumes of Petroleum Hydrocarbon Contaminated Groundwater", as described in the following:

Applicability:

Groundwater treated was obtained as a result development of wells and sampling.

Conditions:

1. The purge/bail water from all wells is mixed before usage of the Activated Carbon Unit.
2. No free-product was detected in any of the purge water drums.
3. Analytical results of from well sampling show average concentrations of petroleum hydrocarbon constituents less than 5000 parts per billion (ppb) Benzene and less than 20,000 ppb total BTEX.
4. The existing carbon pack will be replaced/reactivated every 5,000 gallons.
5. Record of usage is maintained by Contractor.
6. Any and all recommendations and conditions issued by the Manufacturer have been adhered to.
7. Any and all recommendations and conditions (even on a site by site basis) issued by the SCDES must be adhered to.

All purge waters were treated on-site using an up-flow treatment drum loaded with 80 pounds of activated carbon. Carbon will be loaded to a maximum of 3 pounds of total organic compounds or 5,000 gallons of development/purge water, whichever occurs first.

Post Office Box 854, Lexington, SC 29071 • 231 Dooley Road, Lexington, SC 29073
Telephone: (803) 808-2043 • Fax: (803) 808-2048

- **A total of 377.75 gallons were treated on November 4, 2025 during groundwater sampling activities performed at the above referenced site.**

Midlands Environmental also tracks cumulative organic compounds adsorbed on the activated carbon to ensure the capacity of carbon mass is not over-charged. This data is available upon request.

Should you have any questions or comments, please contact the undersigned.

Sincerely,
Midlands Environmental Consultants, Inc.

Jeff L. Coleman
Senior Scientist

APPENDIX H:

LOCAL ZONING REGULATIONS

(Not Applicable)

APPENDIX I:

FATE AND TRANSPORT MODELING

(Not Applicable)

APPENDIX J:

ACCESS AGREEMENTS

(Not Applicable)

APPENDIX K:

DATA VERIFICATION CHECKLIST

Contractor Checklist

Item#	Item	Yes	No	N/A
1	Are Facility Name, Permit #, and address provided?	X		
2	Is UST Owner/Operator name, address, & phone number provided?	X		
3	Is name, address, & phone number of current property owner provided?	X		
4	Is the SCDES Certified UST Site Rehabilitation Contractor's Name, Address, telephone number, and certification number provided?	X		
5	Is the name, address, telephone number, and certification number of the well driller that installed borings/monitoring wells provided?			X
6	Is the name, address, telephone number, and certification number of the certified laboratory(ies) performing analytical analyses provided?	X		
7	Has the facility history been summarized?	X		
8	Has the regional geology and hydrogeology been described?	X		
9	Are the receptor survey results provided as required?	X		
10	Has current use of the site and adjacent land been described?	X		
11	Has the site-specific geology and hydrogeology been described?	X		
12	Has the primary soil type been described?	X		
13	Have field screening results been described?			X
14	Has a description of the soil sample collection and preservation been detailed?			X
15	Has the field screening methodology and procedure been detailed?			X
16	Has the monitoring well installation and development dates been provided?			X
17	Has the method of well development been detailed?			X
18	Has justification been provided for the locations of the monitoring wells?			X
19	Have the monitoring wells been labeled in accordance with the UST QAPP guidelines?	X		
20	Has the groundwater sampling methodology been detailed?	X		
21	Have the groundwater sampling dates and groundwater measurements been provided? (Table 2 & Figure 4/4A/4B)	X		
22	Has the purging methodology been detailed?	X		
23	Has the volume of water purged from each well been provided along with measurements to verify that purging is complete? (Appendix B)	X		
24	If free-product is present, has the thickness been provided?	X		
25	Does the report include a brief discussion of the assessment done and the results?	X		
26	Does the report include a brief discussion of the aquifer evaluation and results?			X
27	Does the report include a brief discussion of the fate & transport models used?			X

Item#	Item	Yes	No	N/A
28	Are the site-conceptual model tables included? (Tier 1 Risk Evaluation)			X
29	Have the exposure pathways been analyzed? (Tier 2 Risk Evaluation)			X
30	Have the SSTLs for each compound and pathway been calculated? (Tier 2 Risk Evaluation)			X
31	Have recommendations for further action been provided and explained?	X		
32	Has the soil analytical data for the site been provided in tabular format?			X
33	Has the potentiometric data for the site been provided in tabular format? (Table 2)	X		
34	Has the current and historical laboratory data been provided in tabular format? (Table 1)	X		
35	Have the aquifer characteristics been provided and summarized on the appropriate form? (Appendix F)			X
36	Have the Site conceptual model tables been included? (Tier 1 Risk Evaluation)			X
37	Has the topographic map been provided with all required elements? (Figure 1)	X		
38	Has the site base map been provided with all required elements? (Figure 2)	X		
39	Have the CoC site maps been provided? (Figures 3/3A/3B)	X		
40	Has the site potentiometric map been provided? (Figure 4/4A/4B)	X		
41	Have the geologic cross-sections been provided?			X
42	Have maps showing the predicted migration of the CoCs through time been provided? (Tier 2 Risk Evaluation)			X
43	Has the site survey been provided and include all necessary elements? (Appendix A)			X
44	Have the sampling logs, chain of custody forms, and the analytical data package been included with all required elements? (Appendix B)	X		
45	Is the laboratory performing the analyses properly certified?	X		
46	Has the tax map been included with all necessary elements? (Appendix C)			X
47	Have the soil boring/field screening logs been provided? (Appendix D)			X
48	Have the well completion logs and SCDES Form 1903 been provided? (Appendix E)			X
49	Have the aquifer evaluation forms, data, graphs, equations, etc. been provided? (Appendix F)			X
50	Have the disposal manifests been provided? (Appendix G)	X		
51	Has a copy of the local zoning regulations been provided? (Appendix H)			X
52	Has all fate and transport modeling been provided? (Appendix I)			X
53	Have copies of all access agreements obtained by the contractor been provided? (Appendix J)			X
54	Has a copy of this form been attached to the final report and are explanations for any missing or incomplete data been provided? (Appendix K)	X		

APPENDIX L:

DETAILED RECEPTOR INFORMATION



Permit#-Receptor Name: (14324-SW01)
Parcel ID: 520-24-04-022
Property Owner Name: Wayne & Brenda Frady
Property Owner Address: 430 E North 5th Street, Seneca, SC 29678
SW Details: Sample collected from creek located approximately 900' north/northeast of the site. GPS- 34.689108, -82.946114



Permit#-Receptor Name: (14324-SW02)
Parcel ID: 520-30-02-017
Property Owner Name: Deborah S. Manley
Property Owner Address: 55 Meadow Crest Road, Tryon, NC 28782
SW Details: Sample collected from creek located approximately 750' north/northeast of the site. GPS- 34.688505, -82.945634



Permit#-Receptor Name: (14324-SW03)
Parcel ID: 520-30-02-017
Property Owner Name: Deborah S. Manley
Property Owner Address: 55 Meadow Crest Road, Tryon, NC 28782
SW Details: Sample collected from creek located approximately 650' northeast of the site. GPS- 34.688169, -82.945495



Permit#-Receptor Name: (14324-SW04)
Parcel ID: 520-30-02-006
Property Owner Name: Deborah S. Manley
Property Owner Address: 55 Meadow Crest Road, Tryon, NC 28782
SW Details: Sample collected from creek located approximately 600' east of the site. GPS- 34.687784, -82.945225

APPENDIX M:

PHOTOS


14324-MW01
FPP
11/4/2025


14324-MW26
FPP
11/4/2025


14324-RW01
FPP
11/4/2025


14324-RW02
FPP
11/4/2025


14324-RW03
FPP
11/4/2025


14324-RW04
FPP
11/4/2025


14324-RW05
FPP
11/4/2025


14324-EP04
FPP
11/4/2025


14324-EP12
FPP
11/4/2025

Midlands
Environmental
Consultants, Inc.

May 20, 2026

RECEIVED
MAY 26 2026
UST DIVISION

Ms. Erin Jezek, Hydrogeologist
Corrective Action & Field Support Section
Underground Storage Tank Management Division
Bureau of Land and Waste Management
South Carolina Department of Environmental Services
2600 Bull Street
Columbia, South Carolina 29201

UST
DOCKETING
103-T

Subject: Site-Specific Work Plan
Unknown 14324
519 East North 1st Street
Seneca, South Carolina
Oconee County
UST Permit# 14324
Certified Site Rehabilitation Contractor UCC-0009

Dear Ms. Jezek,

Midlands Environmental Consultants Inc. (MECI) is pleased to submit the attached Site-Specific Work Plan for the referenced site. MECI is making this proposal to collect current analytical data to evaluate the groundwater quality beneath the site.

If you have any questions or comments, please feel free to contact us at 803-808-2043.

Sincerely,
Midlands Environmental Consultants, Inc.

Jeff L. Coleman
Senior Scientist

Post Office Box 854, Lexington, SC 29071 • 231 Dooley Road, Lexington, SC 29073
Telephone: (803) 808-2043 • Fax: (803) 808-2048

Site-Specific Work Plan for Approved ACQAP
Underground Storage Tank Management Division

To: Ms. Erin Jezek (SCDHEC Project Manager)
From: Jeff L. Coleman (Contractor Project Manager)
Contractor: Midlands Environmental Consultants, Inc. UST Contractor Certification Number: 009

Facility Name: Unknown 14324 UST Permit #: 14324
Facility Address: 519 E 1st Street, Seneca, SC 29678
Responsible Party: Betty Lathem- Trustee Phone: 864-288-6480
RP Address: 2 West Washington Street, Suite 1100, Greenville, SC 29601
Property Owner (if different): Gary Alexander
Property Owner Address: 414 Edgewater Drive, Westminster, SC 29693
Current Use of Property: Maintenance Shop/ Abandoned Lot

Scope of Work (Please check all that apply)

- ☐ IGWA
- ☐ Tier I
- ☐ Tier II
- ☐ Monitoring Well Installation
- ☑ Groundwater Sampling
- ☐ Other _____
- ☐ GAC

Analyses (Please check all that apply)

Groundwater/Surface Water:

- ☑ BTEXNMDCA (8260D)
- ☑ Oxygenates (8260D)
- ☑ EDB (8011)
- ☐ PAH (8270E)
- ☐ Lead
- ☐ 8 RCRA Metals
- ☐ TPH
- ☐ pH
- ☐ BOD
- ☐ Nitrate
- ☐ Sulfate
- ☐ Other _____
- ☐ Methane
- ☐ Ethanol
- ☐ Dissolved Iron

Drinking Water Supply Wells:

- ☐ BTEXNMDCA (524.2)
- ☐ Oxygenates & Ethanol (8260D)
- ☐ Mecury (200.8 245.1 or 245.2)
- ☐ RCRA Metals (200.8)
- ☐ EDB (504.1)

Soil:

- ☐ BTEXNM
- ☐ Lead
- ☐ RCRA Metals
- ☐ PAH
- ☐ Oil & Grease (9071)
- ☐ TPH-DRO (3550B/8015B)
- ☐ TPH-GRO (5030B/8015B)
- ☐ Grain Size
- ☐ TOC

Air:

- ☐ BTEXN

Sample Collection (Estimate the number of samples of each matrix that are expected to be collected.)

_____ Soil	_____ Water Supply Wells	_____ Air	2 Field Blank
38 Monitoring Wells	4 Surface Water	3 Duplicate	3 Trip Blank

Field Screening Methodology

Estimate number and total completed depth for each point, and include their proposed locations on the attached map.

# of shallow points proposed: _____ Estimated Footage: _____ feet per point
# of deep points proposed: _____ Estimated Footage: _____ feet per point
Field Screening Methodology: _____

Permanent Monitoring Wells

Estimate number and total completed depth for each well, and include their proposed locations on the attached map.

# of shallow wells: _____ Estimated Footage: _____ feet per point
# of deep wells: _____ Estimated Footage: _____ feet per point
# of recovery wells: _____ Estimated Footage: _____ feet per point
Comments, if warranted:

_____

_____

UST Permit #: 14234 Facility Name: Unknown 14324

Implementation Schedule (Number of calendar days from approval)
Field Work Start-Up: 15 Field Work Completion: 30
Report Submittal: 60 # of Copies Provided to Property Owners: _____

Aquifer Characterization
Pump Test: ☐ Slug Test: ☐ (Check one and provide explanation below for choice)

Investigation Derived Waste Disposal
Soil: _____ Tons Purge Water: 400.00 Gallons
Drilling Fluids: _____ Gallons Free-Phase Product: _____ Gallons

Additional Details For This Scope of Work
For example, list wells to be sampled, wells to be abandoned/repaired, well pads/bolts/caps to replace, details of AFVR event, etc.

-MECI proposes conducting a groundwater sampling event to collect current analytical data to evaluate the groundwater quality beneath the site.
-MECI proposes that all wells will be purged prior to sample collection.
-Deep well DDW-1 will be sampled at 5 seperate intervals utilizing passive Hydrasleeve samplers.
-MECI will attempt to collect samples from four nearby surface water locations.
-If free phase petroleum product is detected at the site, MECI proposals collecting samples beneath the Light Non-Aqueous Phased Liquid.

Compliance With Annual Contractor Quality Assurance Plan (ACQAP)
Yes Laboratory as indicated in ACQAP? (Yes/No) If no, indicate laboratory information below.
Name of Laboratory: _____
SCDHEC Certification Number: _____
Name of Laboratory Director: _____

N/A Well Driller as indicated in ACQAP? (Yes/No) If no, indicate driller information below.
Name of Well Driller: _____
SCLLR Certification Number: _____

N/A Other variations from ACQAP. Please describe below.

Attachments
1. Attach a copy of the relevant portion of the USGS topographic map showing the site location.
2. Prepare a site base map. This map must be accurately scaled, but does not need to be surveyed. The map must include the following:
   - North Arrow
   - Location of property lines
   - Location of buildings
   - Previous soil sampling locations
   - Previous monitoring well locations
   - Proposed soil boring locations
   - Proposed monitoring well locations
   - Legend with facility name and address, UST permit number, and bar scale
   - Streets or highways (indicate names and numbers)
   - Location of all present and former ASTs and USTs
   - Location of all potential receptors
3. Assessment Component Cost Agreement, SCDHEC Form D-3664

SC DEPARTMENT *of* **ENVIRONMENTAL SERVICES**

ASSESSMENT COMPONENT COST AGREEMENT

South Carolina Department of Health and Environmental Control
Underground Storage Tank Management Division
State Underground Petroleum Environmental Response Bank Account
March 16, 2026

Facility Name: Unknown UST 14324

UST Permit #: 10141 **Cost Agreement #:** Proposal

ITEM	QUANTITY	UNIT	UNIT PRICE		TOTAL
A. Plan Preparation					
1.3 Site-specific Work Plan	1	each	$193.66		$193.66
2.3 Tax Map		each	$90.37		$0.00
3.3 QAPP Contractor Addendum (App B)		each	$250.00		$0.00
B. Survey					
2.2 Receptor Survey		each	$711.42		$0.00
C. Survey					
1.3 Comprehensive Survey		each	$1,342.77		$0.00
5.2 Ground Penetrating Radar Survey (100 x 100)		each	$1,174.93		$0.00
D. Mob/Demob					
1.3 Equipment		each	$1,316.95		$0.00
2.3 Personnel	3	each	$546.14		$1,638.42
3.3 Adverse Terrain Vehicle		each	$645.56		$0.00
E. Soil Borings					
1.2 Soil Borings (hand auger)		foot	$23.04		$0.00
F. Soil Borings (requiring equipment, push technology, etc) or Field Screening (including sampling and analyst)					
1.3 Standard		per foot	$35.41		$0.00
2.3 Fractured Rock		per foot	$43.76		$0.00
G.					
H. Well Abandonment					
1.3 2" diameter or less		per foot	$4.01		$0.00
2.3 Greater than 2" to 6" diameter		per foot	$5.81		$0.00
3.3 Dug/Bored well (up to 6 feet diameter)		per foot	$19.36		$0.00
I. Well Installation (In accordance with R.61-71)					
1.3 Water Table (hand augered)		per foot	$33.19		$0.00
2.C Water Table (drill rig) 2" Diameter		per foot	$58.03		$0.00
2.3 Single-cased 2" Diameter Monitoring Well >50ft		per foot	$63.21		$0.00
3.3 Telescoping		per foot	$89.53		$0.00
4.3 Rock Drilling		per foot	$86.46		$0.00
5.3 2" Rock Coring		per foot	$93.54		$0.00
6.3 Multi-sampling ports/screens		per foot	$62.79		$0.00
7.3 Recovery Well (4" diameter)		per foot	$73.57		$0.00
9.3 Rotosonic (2" diameter)		per foot	$125.78		$0.00
10.3 Re-develop Existing Well		per foot	$14.21		$0.00

J. Groundwater Sample Collection / Gauging Depth to Water/Product					
1.3 Groundwater Purge	37	per well	$77.47		$2,866.39
2.3 Air or Vapors		sample	$15.50		$0.00
3.3 Water Supply Sample		sample	$28.40		$0.00
4.3A HydraSleeve	5	sample	$36.15		$180.75
4.3B No-purge Groundwater Sample/Surface wate	4	sample	$60.50		$242.00
5.3 Gauge Well only		sample	$9.04		$0.00
6.3 Sample Below Product	4	sample	$15.50		$62.00
7.3 Passive Diffusion Bag		sample	$33.56		$0.00
8.3 Field Duplicates (MWs & WSWs) and Field Bla	5	sample	$31.77		$158.85
9.3 Groundwater (low flow purge)		sample	$117.50		$0.00
10.3 Equipment Blank		sample	$31.77		$0.00
11.2 Sample Product		per well	$55.66		$0.00
K. Laboratory Analyses-Groundwater					
1.3 BTEXNM+Oxyg's+1,2 DCA+Eth(8260D)	52	per sample	$157.51		$8,190.52
2.3 Lead, Filtered		per sample	$17.81		$0.00
3.3 Rush EPA Method 8260B		per sample	$198.31		$0.00
4.3 Trimethal, Butyl, and Isopropyl Benzenes		per sample	$36.15		$0.00
5.3 PAH's		per sample	$78.24		$0.00
6.3 Lead		per sample	$20.65		$0.00
7.3 EDB by EPA 8011	50	per sample	$58.36		$2,918.00
8.3 EDB by EPA Method 8011 Rush		per sample	$88.06		$0.00
9.3 8 RCRA Metals		per sample	$81.86		$0.00
10.3 TPH (9070)		per sample	$52.95		$0.00
11.3 PH		per sample	$6.71		$0.00
12.3 BOD		per sample	$25.81		$0.00
13.3 Ethanol		per sample	$19.11		$0.00
K. Analyses-Drinking Water					
14.3 BTEXNM+1,2 DCA (524.2)		per sample	$160.16		$0.00
15.3 7-OXYGENATES & ETHANOL (8260D)		per sample	$118.46		$0.00
16.3 EDB (504.1)		per sample	$102.65		$0.00
17.3 RCRA METALS (200.8)		per sample	$129.11		$0.00
K. Analyses-Soil					
18.3 BTEX + Naphth.		per sample	$82.64		$0.00
19.3 PAH's		per sample	$82.68		$0.00
20.3 8 RCRA Metals		per sample	$72.82		$0.00
21.3 TPH-DRO (3550C/8015C)		per sample	$51.65		$0.00
22.3 TPH-GRO (5035B/8015C)		per sample	$46.42		$0.00
23.3 Grain size/hydrometer		per sample	$134.28		$0.00
24.3 Total Organic Carbon		per sample	$39.51		$0.00

K. Analyses-Air					
25.3 BTEX + Naphthalene		per sample	$278.88		$0.00
K. Hydrocarbon Fuel Identification					
27.2 C3-C44 Whole Oil (ASTM D3328)		per sample	$492.49		$0.00
28.2 Fuel Oxygenates (1624 Mod)		per sample	$421.10		$0.00
29.2 ALKYL Leads, EDB MMT (8080)		per sample	$421.10		$0.00
30.2 C8-C40 Full Scan (ASTM 5739)		per sample	$665.53		$0.00
31.2 Simulated Distillation (ASTM 2887)		per sample	$421.10		$0.00
32.2 Parent & Alk. PAH Com. (8270 SIM)		per sample	$764.88		$0.00
33.2 C3-C10 Piano (8260 MOD)		per sample	$634.07		$0.00
34.2 C10+Alkane Fingerprints		per sample	$634.07		$0.00
35.2 Expert Data Interpretation & Report		each	$629.23		$0.00
L. Aquifer Characterization					
1.3 Pumping Test		per hour	$29.69		$0.00
2.3 Slug Test		per test	$246.61		$0.00
3.3 Fractured Rock		per test	$129.11		$0.00
M. Free Product					
1.2 Free Product Recovery Rate Test		each	$49.07		$0.00
N.					
O. Risk Evaluation					
1.3 Tier I Risk Evaluation		each	$387.34		$0.00
2.3 Tier II Risk Evaluation		each	$129.11		$0.00
P. Survey					
1.2 Subsequent Survey		each	$314.62		$0.00
Q. Disposal (gallons or tons)					
1.3 Wastewater	400	gallon	$1.26		$504.00
2.3 Free Product		gallon	$1.72		$0.00
3.3 Soil Treatment/Disposal		ton	$165.16		$0.00
4.3 Drilling fluids		gallon	$1.32		$0.00
R. Miscellaneous (attach receipts)					
		each	$0.00		$0.00
		each	$0.00		$0.00
		each	$0.00		$0.00
T. Tier I Assessment (Use DES 3665 form)					
1.3 Southeast Region		standard	$13,342.05		$0.00
2.3 All Other Counties		standard	$14,633.17		$0.00
U. IGWA (Use DES 3666 form)					
1.3 Southeast Region		standard	$4,692.98		$0.00
2.3 All Other Counties		standard	$5,080.21		$0.00
22. Active Correction Action		PFP	Bid Cost		$0.00

W. Aggressive Fluid & Vapor Recovery (AFVR)					
1.3 8-hour Event		per event	$1,889.28		$0.00
2.2 24-hour Event		per event	$4,659.02		$0.00
3.2 48-hour Event		per event	$7,655.10		$0.00
4.2 96-hour Event		per event	$15,307.77		$0.00
5.2 Off-gas Treatment 8 hour		per event	$149.22		$0.00
6.3 Off-gas Treatment 24 hour		per event	$311.08		$0.00
7.3 Off-gas Treatment 48 hour		per event	$408.11		$0.00
8.2 Off-gas Treatment 96 hour		per event	$950.07		$0.00
9.2 Off-gas Treatment 8 hour (w/chlorinated compounds)		per event	$490.87		$0.00
10.2 Off-gas Treatment 24 hour (w/chlorinated compounds)		per event	$570.78		$0.00
11.2 Off-gas Treatment 48 hour (w/chlorinated compounds)		per event	$1,141.56		$0.00
12.2 Off-gas Treatment 96 hour (w/chlorinated compounds)		per event	$2,283.12		$0.00
13.3 AFVR Effluent Disposal(w/chlorinated compounds)		gallon	$0.68		$0.00
14.3 AFVR Site Reconnaissance		each	$319.64		$0.00
15.2 Additional Hook-ups		each	$31.37		$0.00
16.3 AFVR Effluent Disposal		gallon	$0.56		$0.00
17.3 AFVR Mobilization/Demobilization		each	$821.92		$0.00
18.2 Mobilization for absorbents/skimmers		each	$546.14		$0.00
19.2 Well sock 2" ID well		each	$39.05		$0.00
20.2 Well sock 4" ID well		each	$51.82		$0.00
21.2 pad (per pad)		each	$52.80		$0.00
22.2 3" diameter x 10' length boom		each	$114.16		$0.00
23.2 5" diameter x 10' length boom		each	$140.41		$0.00
24.2 New FPP recovery skimmer (2" wells)		each	$836.19		$0.00
25.2 New FPP recovery skimmer (4" wells)		each	$1,318.50		$0.00
26.2 Refurbished FPP recovery skimmer (2" or 4" wells)		each	$803.66		$0.00
27.2 Disposal of Absorbents		pound	$4.33		$0.00
28.2 Disposal of product from skimmers		gallon	$0.53		$0.00
X. Granulated Activated Carbon (GAC) filter system installation & service:					
1.3 New GAC System Installation		each	$2,453.15		$0.00
2.3 Refurbished GAC Sys. Install		each	$1,162.01		$0.00
3.3 Filter replacement/removal		each	$451.90		$0.00
4.3 GAC System removal, cleaning, & refurbishment		each	$355.07		$0.00
5.3 GAC System housing		each	$322.79		$0.00
6.3 In-line particulate filter		each	$193.66		$0.00
7.3 Additional piping & fittings		foot	$1.94		$0.00

Y. Well Repair					
1.3 Additional Copies of the Report Delivered		each	$64.55		$0.00
2.3 Repair 2x2 MW pad		each	$64.55		$0.00
3.3 Repair 4x4 MW pad		each	$113.62		$0.00
4.3 Replace well vault		each	$152.36		$0.00
5.3 Replace well cover bolts		each	$3.36		$0.00
6.3 Replace locking well cap & lock		each	$19.36		$0.00
7.3 Replace/Repair stick-up		each	$173.01		$0.00
8.3 Convert Flush-mount to Stick-up		each	$193.66		$0.00
9.3 Convert Stick-up to Flush-mount		each	$167.84		$0.00
10.3 Replace missing/illegible well ID plate		each	$15.50		$0.00
11.3 Down-hole Camera		per foot	$30.92		$0.00
Z. High Resolution Site Characterization					
1.2 HRSC Screening Equipment Mobilization		each	$1,552.52		$0.00
2.2 HRSC Drilling Category 1		per foot	$33.11		$0.00
3.2 HRSC Drilling Category 2		per foot	$38.24		$0.00
4.2 HRSC Drilling Category 3		per foot	$30.82		$0.00
5.2 HRSC 3-D Model		each	$4,611.20		$0.00
S. Report Prep & Project Management	12%	percent	$16,954.59		$2,034.55
TOTAL					$18,989.14

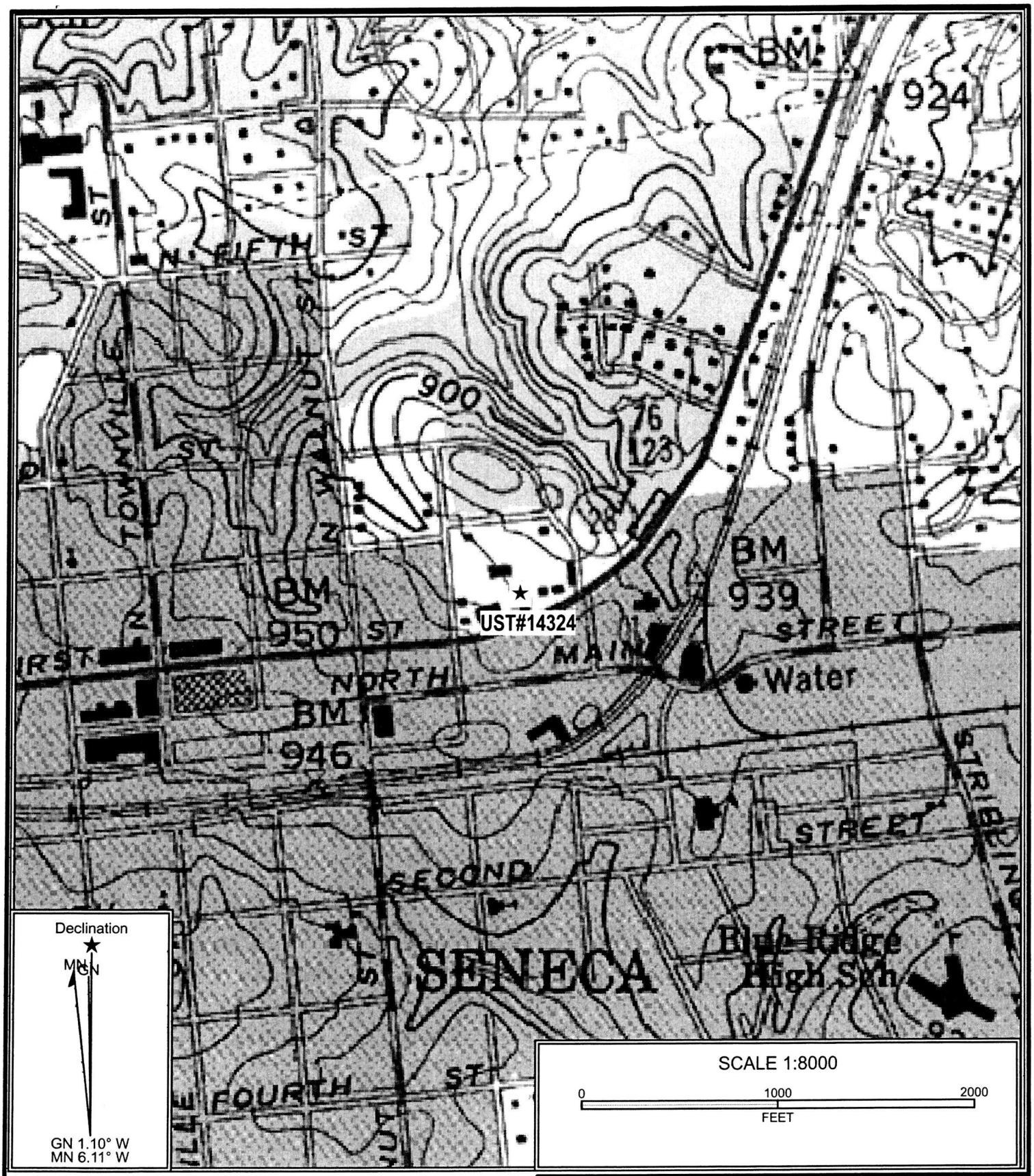

Reference: Seneca, South Carolina
USGS 7.5 Min. Quad
Countour Interval – 20 Feet

Midlands Environmental Consultants, Inc.	Site Location
UST-Unknown #14324 519 East North 1st Street, Seneca, SC UST Permit# 14324	
Figure 1	MECI# 25-8615

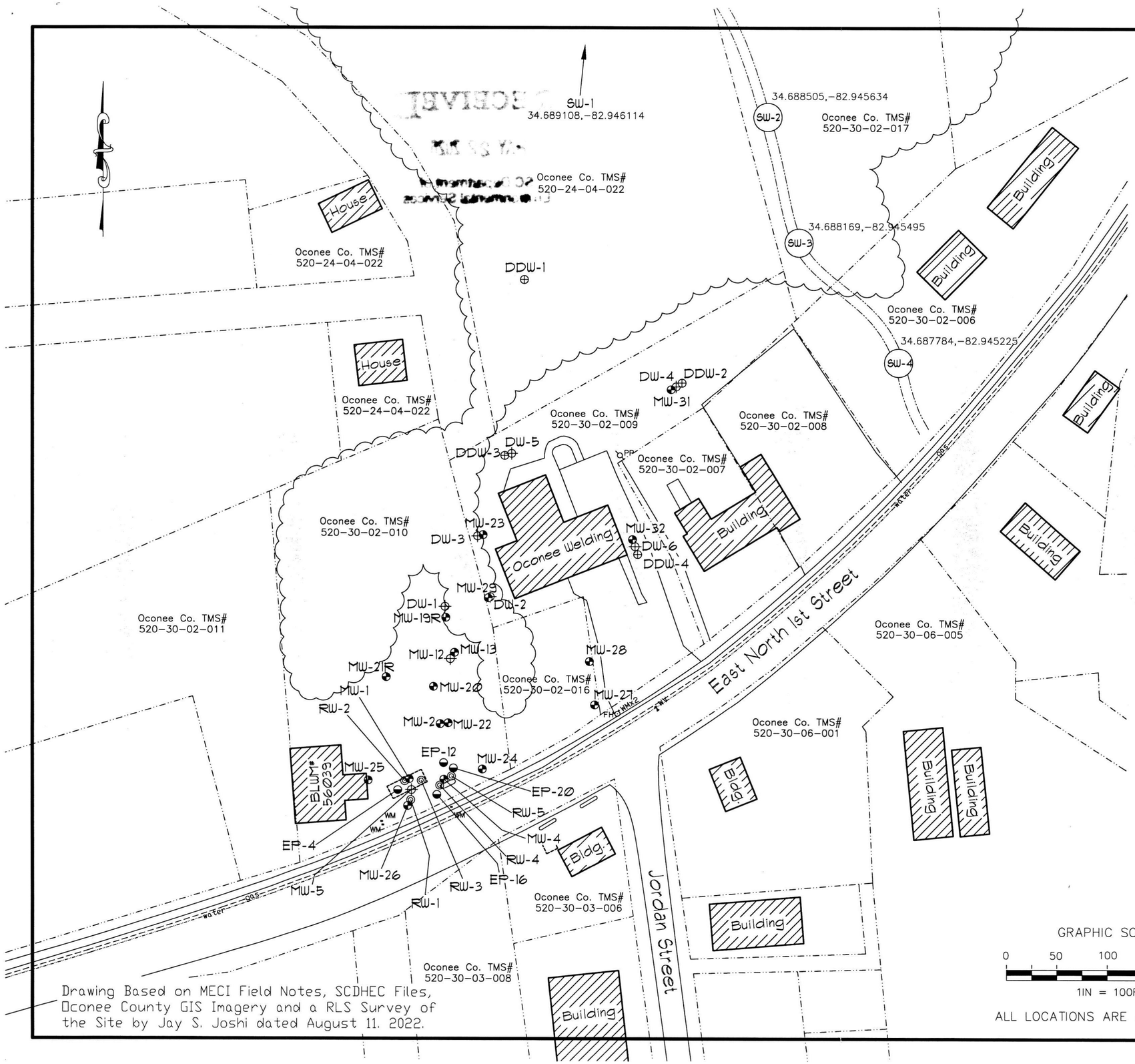

Drawing Based on MECI Field Notes, SCDHEC Files, Oconee County GIS Imagery and a RLS Survey of the Site by Jay S. Joshi dated August 11. 2022.

Explanation:

- Location of "Shallow" Monitoring Well
- Location of Telescoping "Intermediate" Monitoring Well
- Location of Telescoping "Deep" Monitoring Well
- Location of 2-Inch Extraction Point
- Location of 4-Inch Recovery Well
- (SW) Location of Surface Water Sample Collection
- Estimated Location of Removed Underground Storage Tanks
- Property Line
- gas — Buried Gas Line
- water — Buried Water Line

GRAPHIC SCALE

0 50 100 150 200

1IN = 100FT

ALL LOCATIONS ARE APPROXIMATE

Site Base Map

UST-Unknown 14324
519 East North 1st Street
Seneca, South Carolina
UST Permit# 14324

Midlands Environmental Consultants, Inc.

JOB NO. 25-8615
DATE November 13, 2025
FIGURE 2

SC DEPARTMENT *of*
ENVIRONMENTAL SERVICES

Erin Jezek
Corrective Action & Field Support Section
Underground Storage Tank Management Division
2600 Bull Street
Columbia, SC 29201

BETTY LATHEM – TRUSTEE
2 W WASHINGTON STREET
STE 1100
GREENVILE SC 29601

JUN 16 2026

Re: **Site Specific Work Plan Approval and Groundwater Sampling Notice to Proceed**
UST Unknown 14324, 519 E N 1st Street, Seneca, SC
UST Permit #14324; CA #71400
Release reported December 30, 1991
Site Specific Work Plan received May 26, 2026
Oconee County

To Whom It May Concern:

The Underground Storage Tank Management Division (UST Division) of the S.C. Department of Environmental Services has reviewed and approved the referenced Site Specific Work Plan (SSWP) submitted by your contractor. The groundwater sampling event should begin immediately upon receipt of this letter. All work should be conducted in compliance with the current revision of the UST Quality Assurance Program Plan (QAPP), your contractor's Annual Contractor Quality Assurance Plan, and all applicable regulations. The QAPP is available at des.sc.gov/programs/bureau-land-waste-management/underground-storage-tanks/ust-quality-assurance-program-plan-qapp.

Pursuant to S.C. Code Ann. Section 44-2-40(D), "The SUPERB Account and the SUPERB Financial Responsibility Fund shall provide combined coverage for site rehabilitation and third party claims, respectively, not to exceed two million dollars per occurrence". **According to UST Division records, approximately $432,380.79 has been expended from the SUPERB Account to date.** This scope of work, as recommended by your contractor, is anticipated to cost approximately $18,989.14.

The contractor must provide notification to the UST Project Manager via email 4 days prior to initiation of any site rehabilitation activities. If there are any changes to the schedule, the UST Project Manager must be contacted within 24 hours of those changes.

In accordance with Section IV.A.4.c of the SUPERB Site Rehabilitation & Fund Access Regulation (R.61-98), the contractor shall be required to indemnify the property owner, underground storage tank owner/operator and the State of South Carolina from and against all claims, damages, losses and expenses arising out of or resulting from activity conducted by the contractor, its agents, employees or subcontractors.

Your contractor can submit an invoice for direct payment from the State Underground Petroleum Environmental Response Bank (SUPERB) Account for pre-approved costs. **The Monitoring Report, contractor checklist (QAPP Appendix K), and invoice should be submitted to the UST Division within sixty (60) days of the date of this correspondence.** If the invoice is not submitted within 120 days from the date of this letter, monies allocated to pay this invoice will be uncommitted. This means that the invoice will not be processed for payment until all other committed funds are paid or monies become available.

If the report cannot be submitted by the required due date, an extension may be requested by submitting a written request, either via postal mail or email, to my attention prior to the due date. The Department will issue a Notice of Alleged Violation if the report is not submitted by the required due date.

Please note that sections 44-2-110(4) and 44-2-130 of the SUPERB Statute state that the SUPERB Account cannot compensate any costs that are not pre-approved. If for any reason additional tasks will be completed, these additional tasks, and the associated cost, must be pre-approved by the UST Division for the cost to be paid. The UST Division reserves the authority to pay only for work properly performed and/or technically justified and will only pay rates in accordance with established criteria. Further, the UST Division reserves the right to question and/or reject costs if deemed unreasonable and the right to audit project records at any time during the project or after completion of work. **Per Section III.3.b of the SUPERB Site Rehabilitation and Fund Access Regulations (R.61-98), reimbursement for site rehabilitation activities shall in no event exceed the actual costs incurred.**

Please note that applicable South Carolina certification requirements regarding laboratory services, well installation, and report preparation must be satisfied. Any site rehabilitation activity associated with the UST release must be performed by a SCDES-certified site rehabilitation contractor as required by the SUPERB Site Rehabilitation and Fund Access Regulation, R.61-98.

The UST Division grants pre-approval for transportation of virgin petroleum impacted soil and groundwater from the referenced site to a permitted treatment facility. There can be no spillage or leakage in transport. All investigation-derived waste (IDW) must be properly contained and labeled prior to disposal. IDW should not be stored on-site longer than ninety (90) days. A copy of the disposal manifest and/or acceptance letter from the receiving facility that clearly designates the quantity received must be included as an appendix to the report. If the Chemical of Concern (CoC) concentrations based on laboratory analysis is below Risk-Based Screening Levels (RBSLs), please contact the project manager for approval to dispose of soil and/or groundwater on-site. The SUPERB Account will not reimburse for transportation or treatment of soil and/or groundwater with concentrations below RBSLs.

The contractor will be responsible for keeping and preserving suitable records of hydrological and other site assessments, site plans, contracts, accounts, invoices, or other transactions related to the cleanup and rehabilitation and the records must be accessible to the department during regular business hours. In addition, this includes all subcontractor agreements, invoices, correspondence, plans, reports, records, including electronic and paper formats. All records must be maintained for 10 years after project completion.

On all correspondence regarding this site, please reference the UST Permit number above. Should you have any questions, please contact me by phone at (803) 898-0608, by fax at (803) 898-0673, or by email at erin.jezek@des.sc.gov.

Sincerely,

Erin Jezek, Hydrogeologist

enc: Approved Cost Agreement

cc: Midlands Environmental Consultants Inc., PO BOX 854, Lexington SC 29071 (w/ enc)
Technical file (w/ enc)

Approved Cost Agreement CA-71400

Facility Name: 14324 - UST - UNKNOWN 14324

Facility Number: 14324

PO Number	Description	Comments	Qty / Pct	Unit Price	Amount
71400	A / PLAN PREPARATION / 1.3 / SITE SPECIFIC WORK PLAN		1	$193.66	$193.66
71400	D / MOB/DEMOB / 2.3 / PERSONNEL		3	$546.14	$1638.42
71400	J / SAMPLE COLLECTION / 1.3 / GROUND WATER PURGE		37	$77.47	$2866.39
71400	J / SAMPLE COLLECTION / 4.3A / HYDRASLEEVE		5	$36.15	$180.75
71400	J / SAMPLE COLLECTION / 4.3B / NO-PURGE GROUNDWATER		4	$60.5	$242
71400	J / SAMPLE COLLECTION / 6.3 / SAMPLE BELOW PRODUCT		4	$15.5	$62
71400	J / SAMPLE COLLECTION / 8.3 / FIELD DUPL. (MWS & WSWS) & FB		5	$31.77	$158.85
71400	K / ANALYSES / 1.3 / BTEXNM+OXYGS+1,2 DCA+ETH 8260D		52	$157.51	$8190.52
71400	K / ANALYSES / 7.3 / EDB BY EPA 8011		50	$58.36	$2918
71400	Q / DISPOSAL / 1.3 / WASTEWATER		400	$1.26	$504
71400	S / REPORT PROJECT MANAGEMENT / S / REPORT PREP & PROJ. MANAGEMENT		0.12	$0.12	$2034.55
					Total : $18989.14

☒ Hard Copy ☒ CD ☐ Email

Date Received 7-29-26

Permit Number 14374

Project Manager Erin Jezek

Name of Contractor MECI

Description GWM

Docket Number

Scanned

Verified

GROUNDWATER MONITORING REPORT

UST-Unknown 14324
519 East North 1st Street
Seneca, South Carolina
Oconee County
UST Permit# 14324
CA# 71400

Prepared By:

Midlands Environmental Consultants, Inc.
231 Dooley Road, Lexington, SC 29073
(803) 808-2043 fax: 808-2048

July 17, 2026

MECI Project No. 26-8772

Midlands Environmental Consultants, Inc.

July 17, 2026

Ms. Erin Jezek, Hydrogeologist
Corrective Action & Field Support Section
Underground Storage Tank Management Division
Bureau of Land & Waste Management
South Carolina Department of Environmental Services
2600 Bull Street
Columbia, South Carolina 29201

Subject: Groundwater Monitoring Report
UST-Unknown 14324
519 East North 1st Street
Seneca, South Carolina
Oconee County
UST Permit# 14324; CA# 71400
MECI Project# 26-8772
Certified Site Rehabilitation Contractor UCC-0009

Dear Ms. Jezek,

On behalf of Ms. Betty Lathem (Trustee), Midlands Environmental Consultants Inc. (MECI) is pleased to submit the attached Groundwater Monitoring Report for the referenced site. This report describes assessment activities conducted at the site and results of those activities in general accordance with South Carolina Department of Environmental Services (SCDES) guidelines, including adherence to the UST Division Programmatic Quality Assurance Program Plan (QAPP).

Midlands Environmental appreciates the opportunity to offer our professional environmental services to you on this project. Please feel free to contact us at 803-808-2043 if you have any immediate questions or comments.

Sincerely,
Midlands Environmental Consultants, Inc.

SOUTH CAROLINA REGISTERED PROFESSIONAL GEOLOGIST No. 1102 BRYAN T. SHANE

Jeff L. Coleman
Senior Scientist

Bryan T. Shane, P.G.
Principal Geologist

Post Office Box 854, Lexington, SC 29071 • 231 Dooley Road, Lexington, SC 29073
Telephone: (803) 808-2043 • Fax: (803) 808-2048

Cc:

Oconee Welding Supply, Inc., 601 E North 1ST Street, Seneca, SC 29678
Wayne & Brenda Frady, 430 E North 5TH Street, Seneca, SC 29678

TABLE OF CONTENTS

1.0 INTRODUCTION **1**

2.0 RECEPTOR SURVEY & SITE DATA **2**

3.0 GROUNDWATER SAMPLING AND CHEMICAL ANALYSES **4**

4.0 ANALYTICAL RESULTS **6**

5.0 MONITORING SUMMARY **7**

6.0 COMMENTS & RECOMMENDATIONS **8**

7.0 QUALIFICATIONS OF REPORT **8**

TABLE OF CONTENTS (cont.)

TABLES: Table 1 – GROUNDWATER COC CONCENTRATION DATA
Table 2 – POTENTIOMETRIC DATA

FIGURES: Figure 1 – TOPOGRAPHIC MAP
Figure 2 – SITE BASE MAP
Figure 3 – GROUNDWATER COC SITE MAP
Figure 3A – GROUNDWATER COC SITE MAP (Oxygenates)
Figure 4 – POTENTIOMETRIC DATA SITE MAP (Groundwater Contour / "Shallow" Zone)
Figure 4A – POTENTIOMETRIC DATA SITE MAP (Groundwater Contour / "Intermediate" Zone)
Figure 4B – POTENTIOMETRIC DATA SITE MAP (Groundwater Contour / "Deep" Zone)
Figure 5 – TOTAL BTEX ISOPLETH ("Shallow" Zone)
Figure 5A – NAPHTHALENE ISOPLETH ("Shallow" Zone)
Figure 5B – EDB ISOPLETH ("Shallow" Zone)
Figure 5C – TOTAL BTEX ISOPLETH ("Intermediate" Zone)
Figure 5D – NAPHTHALENE ISOPLETH ("Intermediate" Zone)
Figure 5E – EDB ISOPLETH ("Intermediate" Zone)

**APPENDIX A – SITE SURVEY
APPENDIX B – SAMPLING LOGS, LABORATORY DATA SHEETS AND CHAIN OF CUSTODY FORMS
**APPENDIX C – TAX MAP DATA
**APPENDIX D – SOIL BORING/TEMPORARY MONITORING WELL LOGS & 1903 FORMS
**APPENDIX E – PERMANENT WELL LOGS & 1903 FORMS
**APPENDIX F – AQUIFER EVALUATION SUMMARY FORMS, DATA, GRAPHS, EQUATIONS
APPENDIX G – DISPOSAL MANIFESTS
**APPENDIX H – LOCAL ZONING REGULATIONS
**APPENDIX I – FATE & TRANSPORT MODELING
**APPENDIX J – ACCESS AGREEMENTS
APPENDIX K – DATA VERIFICATION CHECKLIST
APPENDIX L – DETAILED RECEPTOR INFORMATION
APPENDIX M – PHOTOS

NOTE: ITEMS LISTED WITH AN ** BESIDE IT WERE NOT NEEDED AS A PART OF THIS SCOPE OF WORK

1.0 INTRODUCTION

i. Facility Information

Name:	UST-Unknown 14324
UST Permit#	14324
Address:	519 East North 1st Street, Seneca, SC 29678
Telephone #:	N/A

ii. Owner/Operator Information

Name	Ms. Betty Lathem (Trustee)
Address	2 West Washington Street, Suite 1100, Greenville, SC 29601
Telephone #	(864) 288-6480

iii. Property Owner Information

Name	Gary Alexander
Tax Map #:	Oconee County Tax Map#: 520-30-02-010
Address	414 Edgewater Drive, Westminster, SC 29693
Telephone #	(864) 719-0477

iv. Contractor Information

Name:	Midlands Environmental Consultants, Inc.
Certification #:	9
Address:	231 Dooley Road, Lexington, SC 29073
Telephone #:	(803) 808-2043

v. Well Driller Information

Name:	N/A
Certification #:	N/A
Address:	N/A
Telephone #:	N/A

vi. Laboratory Information

Name:	Pace Analytical Services, LLC.
Certification #:	99006001
Address:	9800 Kincey Ave. Suite 100, Huntersville, NC 28078
Telephone #:	(704) 875-9092

vi. Facility History

Release Date:		12/30/1991	
Estimated Quantity of Release:		Unknown	
Other Releases at Facility:		N/A	
Release Ranking:		2BA	
Current Site Usage:		Vacant Lot	
Tank #	**Capacity/Product**	**In Use/Abandoned**	**Tank Status**
1	1,000 Gal. Gasoline	Abandoned	Removed (12/19/1991)
2	1,000 Gal. Gasoline	Abandoned	Removed (12/19/1991)
3	500 Gal. Kerosene	Abandoned	Removed (12/19/1991)

vii. Regional Geology and Hydrogeology

The site is located in the Piedmont Physiographic Province of South Carolina, an area underlain by ancient igneous and metamorphic rocks. The soils in this province are generally residual soils that are underlain by rock at highly varying depths.

The soils encountered in this area are the product of in-place weathering of rocks similar to the rocks underlying the site. In areas not altered by erosion or disturbed by the activities of man, the typical residual soil profile consists of near surface clayey soils and underlying sandy silt and sand. The boundary between soil and rock is gradational. A transitional zone termed "weathered rock" is normally found overlying the parent bedrock. This zone is typically the most transmissive zone for groundwater movement. Consequently, the topography of the bedrock surface is uneven, even over short horizontal distances. It is not unusual to find lenses and boulders of hard rock and zones of weathered rock within the soil mantle well above the general bedrock level.

Local precipitation is the source of practically all of the groundwater in Greenville County. A portion of the precipitation infiltrates into the ground and moves under the influence of gravity to the surficial aquifer. After the water has reached the surficial aquifer, the direction of movement is generally parallel to the hydraulic gradient. In the Piedmont Province, the slope of the surficial aquifer's surface under static conditions (no pumping interference) approximates the topography of an area. Thus, the movement of groundwater within the soil mantel is typically in the direction of the topographic slope. Local groundwater flow patterns may be affected by disturbed areas such as tank pits, utility trenches, building foundations, borings, wells, etc. Groundwater flow in fractured rock is often difficult to interpret due to the variability of fracture connectivity and orientation.

2.0 RECEPTOR SURVEY & SITE DATA

i. Known Potential Receptors

Receptor ID#	Notes
SW-1	SW-1 was collected from a creek located approximately 900' feet north-northeast of the site. This creek is an unnamed tributary associated with the Cane Creek. GPS Coordinates for this surface water collection area are: 34.689108, -82.946114
SW-2	SW-2 was collected from a creek located approximately 750' feet north-northeast of the site. This creek is an unnamed tributary associated with the Cane Creek. GPS Coordinates for this surface water collection area are: 34.688505, -82.945634
SW-3	SW-3 was collected from a creek located approximately 650' feet northeast of the site. This creek is an unnamed tributary associated with the Cane Creek. GPS Coordinates for this surface water collection area are: 34.688169, -82.945495
SW-4	SW-4 was collected from a creek located approximately 600' feet east of the site. This creek is an unnamed tributary associated with the Cane Creek. GPS Coordinates for this surface water collection area are: 34.687784, -82.945225
Underground Utilities	
Known underground utilities at the site include buried water, communication, gas and sewer lines.	

ii. Receptor Survey Results

In 2022, MECI personnel reviewed the surrounding area for a distance of approximately 1,000 feet to determine if there were any potential receptors for the migration of contaminated groundwater. During the review, MECI personnel identified one stream within the search radius. The receptor

search included a driving tour of the area, interviews with available property owners, and review of the U.S. Fish & Wildlife Service's (USFWS) Wetlands Mapper.

iii. Site/Adjacent Land Usage (Residential, Commercial, Agricultural, Industrial, etc.)

Site	Commercial
North	Residential
South	Commercial
East	Commercial
West	Commercial
Permit #'s of UST Sites within 1,000' feet of site	07304, 11419

In addition to the above noted UST facilities known to be located within 1,000' feet of the subject site, the site itself is also documented to have been a former dry-cleaning facility (Tri-City Cleaners-BLMW# 56039). Furthermore, there appears to be an undocumented former gasoline service station located directly south of the subject site at Oconee County Tax Map #520-30-03-006.

iv. Site Specific Geology and Hydrogeology

The mean elevation of the property, as depicted on the local USGS quadrangle (Seneca, South Carolina), appears to be approximately 960 feet above sea level.

According to Horton et al. (Preliminary digital geologic map of the Appalachian Piedmont and Blue Ridge, South Carolina segment), the subject site is located in the Wallhalla Metamorphic Suite. The Wallhalla Metamorphic Suite is compromised predominately of hornblende-plagioclase gneiss and amphibolite with interlayers of biotite-quartz-felspar gneiss in localized undivided settings.

Piedmont soils were encountered during drilling activities conducted at the site during previous assessment activities. A generalized vertical profile to the investigated depth of 120' feet below ground surface (BGS) is as follows:

Depth (Feet BGS)	Generalized Soil Description
0.0'-15.0'	Red/Brown, Silty Fine to Coarse SAND
15.0'-75.0'	Brown, Fine to Medium Sandy Micaceous SILT
Bedrock was encountered at depths ranging from 53.0' feet below ground surface (BGS) in DDW-1 to 82.0' feet BGS in DDW-2.	

The following table presents grain size distribution results from samples analyzed for grain size during previous assessment activities:

Sample ID#	Sample Depth	% Gravel	% Coarse Sand	% Medium Sand	% Fine Sand	% Silt	% Clay
14324-MW32	35.0'-40.0'	3.1	10.0	30.0	32.0	18.9	6.0
14324-DW05	60.0'-65.0'	1.4	6.0	37.0	40.7	11.9	3.0
14324-DDW04	85.0'-90.0'	12.8	23.0	28.0	31.4	3.8	1.0

On June 29, 2026, stabilized groundwater levels were measured in the monitoring well network. Depth to groundwater ranged from 27.39 feet below top of casing (BTOC) to 64.20 feet BTOC in the wells

measured. The groundwater measurements are summarized in tabular form in Table 2 and presented on Figure 4/4A/4B.

The potentiometric surface indicates that the groundwater flow beneath the site is generally to the east/northeast, toward an unnamed tributary associated with the Cane Creek. Groundwater levels may fluctuate several feet with seasonal and rainfall variations and with change in the water level of adjacent drainage features. Normally, the highest groundwater levels occur in late winter and spring. The lowest levels occur in late summer and fall.

3.0 GROUNDWATER SAMPLING AND CHEMICAL ANALYSES

On June 29, 2026, MECI personnel collected groundwater samples from thirty-three (33) monitoring wells and four (4) surface water locations. Five (5) monitoring wells (MW-21R, MW-23, MW-31, MW-32 and EP-20) were gauged and determined to be dry. During sampling activities, free phase petroleum product was detected in wells MW-26, RW-1, RW-2, RW-3, RW-4, RW-5, EP-4, EP-12 and EP-16. Samples were collected beneath the free phase petroleum product layer from these wells which exhibited free phase product. As approved by SCDES, all monitoring wells were to be purged prior to sample collection. Twenty-three (23) monitoring wells were purged prior to sample collection. Monitoring well DDW-1 was sampled utilizing a Hydrasleeve™ tether compromising of five discreet sampling depths (83.5', 92.5', 102.5', 112.5' and 119.5').

Prior to sampling, MECI personnel utilized an electronic water level indicator for water level measurements and an oil/water interface probe for free phase petroleum product level measurements. Where applicable, purging was completed by bailing at least five well volumes of water from the well, until pH, conductivity, dissolved oxygen and turbidity stabilized, or all water was evacuated from the well, whichever occurred first. Unless otherwise noted (DDW-1), sampling/purging was completed utilizing a prepackaged, clear, disposable polyethylene bailer and nylon rope. A new set of nitrile gloves were worn at each monitoring well, and at all time samples were handled. Field measurements of pH, conductivity, dissolved oxygen, water temperature, and turbidity were obtained before well sampling process. MECI utilized YSI Pro20 meter for DO (mg/L) and temperature readings (^{o}C), YSI Pro1030 meter for pH and conductivity (uS) readings and a MicroTPI turbidimeter for turbidity readings (NTU). The attached Field Data Information Sheets present the results of the field measurements obtained. The wells were sampled in accordance with SCDES's most recent revision of the Quality Assurance Program Plan for the Underground Storage Tank Management Division and MECI's most recent revision of Standard Operating Procedures.

The following sampling matrix summarizes well development and requested analyses for each monitoring well:

Sample ID	Purge	No Purge	Sampled Below Product	Gauge Only	Field Duplicate/Blank	Hydrasleeve™	Well Abandoned	BTEX, Naphthalene, MTBE (EPA Method 8260-D)	EDB (EPA Method 8011)	1,2 DCA (EPA Method 8260-D)	8 Oxygenates (EPA Method 8260-D)	Total Lead (EPA Method 6010)	BTEX, Naphthalene, MTBE, 1,2 DCA (EPA Method 524.2)	EDB (EPA Method 504.1)	PAHs (EPA Method 8270D)
								Analyte Sampled							
MW-1	X							X	X	X	X				
MW-2	X							X	X	X	X				
MW-3							X								

Notes: BTEX = Benzene, Toluene, Ethylbenzene, & Total Xylenes
MTBE=Methyl tertiary butyl ether
1,2 DCA = 1,2 Dichloroethane
EDB = Ethylene Dibromide

Sample ID	Purge	No Purge	Sampled Below Product	Gauge Only	Field Duplicate/Blank	Hydrasleeve™	Well Abandoned	BTEX, Naphthalene, MTBE (EPA Method 8260-D)	EDB (EPA Method 8011)	1,2 DCA (EPA Method 8260-D)	8 Oxygenates (EPA Method 8260-D)	Total Lead (EPA Method 6010)	BTEX, Naphthalene, MTBE, 1,2 DCA (EPA Method 524.2)	EDB (EPA Method 504.1)	PAHs (EPA Method 8270D)
								Analyte Sampled							
MW-4	X							X	X	X	X				
MW-5	X							X	X	X	X				
MW-8							X								
MW-12	X							X	X	X	X				
MW-13	X							X	X	X	X				
MW-19R	X							X	X	X	X				
MW-20	X							X	X	X	X				
MW-21R				X											
MW-22	X							X	X	X	X				
MW-23				X											
MW-24	X							X	X	X	X				
MW-25	X							X	X	X	X				
MW-26			X					X	X	X	X				
MW-27	X							X	X	X	X				
MW-28	X							X	X	X	X				
MW-29	X							X	X	X	X				
MW-30							X								
MW-31				X											
MW-32				X											
DW-1	X							X	X	X	X				
DW-2	X							X	X	X	X				
DW-3	X							X	X	X	X				
DW-4	X							X	X	X	X				
DW-5	X							X	X	X	X				
DW-6	X							X	X	X	X				
DDW-1 (83.5')						X		X	X	X	X				
DDW-1 (92.5')						X		X	X	X	X				
DDW-1 (102.5')						X		X	X	X	X				
DDW-1 (112.5')						X		X	X	X	X				
DDW-1 (119.5')						X		X	X	X	X				
DDW-2	X							X	X	X	X				
DDW-3	X							X	X	X	X				
DDW-4	X							X	X	X	X				
RW-1			X					X	X	X	X				
RW-2			X					X	X	X	X				
RW-3			X					X	X	X	X				
RW-4			X					X	X	X	X				
RW-5			X					X	X	X	X				
EP-4			X					X	X	X	X				
EP-12			X					X	X	X	X				
EP-16			X					X	X	X	X				
EP-20				X											
SW-1		X						X	X	X	X				
SW-2		X						X	X	X	X				
SW-3		X						X	X	X	X				
SW-4		X						X	X	X	X				
DUP-1(DW-4)					X			X	X	X	X				

Notes: **BTEX = Benzene, Toluene, Ethylbenzene, & Total Xylenes**
MTBE=Methyl tertiary butyl ether
1,2 DCA = 1,2 Dichloroethane
EDB = Ethylene Dibromide

Sample ID	Purge	No Purge	Sampled Below Product	Gauge Only	Field Duplicate/Blank	Hydrasleeve™	Well Abandoned	BTEX, Naphthalene, MTBE (EPA Method 8260-D)	EDB (EPA Method 8011)	1,2 DCA (EPA Method 8260-D)	8 Oxygenates (EPA Method 8260-D)	Total Lead (EPA Method 6010)	BTEX, Naphthalene, MTBE, 1,2 DCA (EPA Method 524.2)	EDB (EPA Method 504.1)	PAHs (EPA Method 8270D)
								Analyte Sampled							
DUP-2(DW-2)					X			X	X	X	X				
DUP-3(MW-13)					X			X	X	X	X				
Field Blank					X			X	X	X	X				
Trip Blank 1								X		X	X				
Trip Blank 2								X		X	X				

Notes: BTEX = Benzene, Toluene, Ethylbenzene, & Total Xylenes
MTBE=Methyl tertiary butyl ether
1,2 DCA = 1,2 Dichloroethane
EDB = Ethylene Dibromide

The results of the laboratory analyses are summarized in Table 1 and presented in Appendix B.

Purge water produced by the purging process was treated on-site utilizing a granular activated carbon unit. A total of 353.50 gallons of purge water was disposed of in this manner. A disposal manifest for the referenced purge water is attached in Appendix G and the required post-GAC laboratory results in presented in Appendix B.

4.0 ANALYTICAL RESULTS

Free phase petroleum product was observed in nine wells, including MW-26 (0.15 ft), RW-1 (0.03 ft), RW-2 (0.01 ft), RW-3 (0.08 ft), RW-4 (0.22 ft), RW-5 (0.02 ft), EP-4 (0.70 ft), EP-12 (0.10 ft) and EP-16 (0.01 ft). Samples were collected beneath the light non-aqueous phased liquid (LNAPL) layer during sampling activities.

- The analytical results indicate petroleum impact to the "shallow" zone of surficial aquifer, with the highest dissolved concentrations being detected in the area of the former UST system.
- The analytical results indicate petroleum impact to the "intermediate" zone of surficial aquifer, with the highest dissolved concentrations being detected in the area of DW-2.
- The analytical results did not indicate petroleum impact to the "deep" zone.
- The analytical results did not indicate petroleum impact to any of the samples collected from the downgradient creek.

Of the thirty-seven sampling locations analyzed, twenty-six monitoring wells (MW-1, MW-2, MW-4, MW-5, MW-12, MW-13, MW-19R, MW-20, MW-22, MW-24, MW-25, MW-26, MW-29, DW-1, DW-2, DW-3, DW-4, DW-6, RW-1, RW-2, RW-3, RW-4, RW-5, EP-4, EP-12 and EP-16) detected petroleum constituents above Risk-Based Screening Levels (RBSL's).

Petroleum constituents detected above the established RBSL include:

Compound	***RBSL (ug/l)***	***Wells Above RBSL***
Product	>0.01'	MW-26, RW-1, RW-2, RW-3, RW-4, RW-5, EP-4, EP-12 & EP-16
Benzene	5	MW-2, MW-4, MW-5, MW-12, MW-13, MW-19R, MW-20, MW-22, MW-24, MW-25, MW-26, MW-29, DW-1, DW-2, DW-3, DW-4, RW-1, RW-2, RW-3, RW-4, RW-5, EP-4, EP-12 & EP-16
Toluene	1,000	MW-2, MW-4, MW-12, MW-13, MW-20, MW-22, MW-24, MW-26, MW-29, DW-2, RW-1, RW-3, RW-4, RW-5, EP-4, EP-12 & EP-16
Ethylbenzene	700	MW-4, MW-12, MW-13, MW-20, MW-22, MW-26, MW-29, DW-2, RW-1, RW-2, RW-3, RW-4, RW-5, EP-4, EP-12 & EP-16
Total Xylenes	10,000	MW-4, MW-26, RW-1, RW-3, RW-4, RW-5, EP-12 & EP-16
Naphthalene	25	MW-1, MW-4, MW-12, MW-13, MW-19R, MW-20, MW-22, MW-24, MW-26, MW-29, DW-2, DW-4, RW-1, RW-2, RW-3, RW-4, RW-5, EP-4, EP-12 & EP-16
MTBE	40	N/A
1,2 DCA	5	MW-24, DW-4 & DW-6
EDB	0.05	MW-2, MW-4, MW-12, MW-13, MW-22, MW-24, MW-26, MW-29, DW-1, DW-2, DW-3, DW-4, RW-1, RW-4, RW-5, EP-12 & EP-16
TAA	240	MW-20, DW-1, DW-4 & RW-2
TAME	128	N/A
ETBA	NE	RBSL Not Established
TBA	1,400	N/A
TBF	NE	RBSL Not Established
DIPE	150	N/A
Ethanol	10,000	N/A
ETBE	47	N/A

The results of the analyses for each monitoring well and specific parameters are listed on Table 1 and provided in Appendix B.

5.0 MONITORING SUMMARY

- Impacted groundwater appears to be flowing to the east-northeast toward an unnamed tributary associated with the Cane Creek.

- Based on the results of groundwater monitoring activities, it appears that impact to the surficial aquifer has occurred due to a release of petroleum hydrocarbons. The contaminants appear to be gasoline range constituents.

- Free phase petroleum product was observed in nine wells, including MW-26 (0.15 ft), RW-1 (0.03 ft), RW-2 (0.01 ft), RW-3 (0.08 ft), RW-4 (0.22 ft), RW-5 (0.02 ft), EP-4 (0.70 ft), EP-12 (0.10 ft) and EP-16 (0.01 ft). Samples were collected beneath the light non-aqueous phased liquid (LNAPL) layer during sampling activities.

- Samples were collected from thirty-three monitoring wells and four surface water locations on June 29, 2026. Of the thirty-seven sampling locations analyzed, twenty-six monitoring wells (MW-1, MW-2, MW-4, MW-5, MW-12, MW-13, MW-19R, MW-20, MW-22, MW-24, MW-25, MW-26, MW-29, DW-1, DW-2, DW-3, DW-4, DW-6, RW-1, RW-2, RW-3, RW-4, RW-5, EP-4, EP-12 and EP-16) detected petroleum constituents above Risk-Based Screening

Levels (RBSL's). Chemicals of concern (CoC's) detected at the site include: Benzene, Toluene, Ethylbenzene, Xylenes, Naphthalene, 1,2 DCA, EDB and TAA.

- In order to assess precision, field duplicate samples were collected and analyzed along with the reviewed batch samples. The duplicated samples were analyzed for the same parameters as the associated parent samples. Precision is determined by calculating the Relative Percent Differences (RPD) between each pair of samples. The RPD control limit for the groundwater samples is 20%. Duplicate samples were collected from the parent samples of DW-4 (DUP-1), DW-2 (DUP-2) and MW-13 (DUP-3). The precision for the target analytes were met for these sample pairs and the analytical results detected the same compounds at similar concentrations. Furthermore, field blanks and trip blanks were collected and submitted during the groundwater sampling activities. No detectable concentrations of the requested method constituents were reported in any of the field or trip blanks.

6.0 COMMENTS & RECOMMENDATIONS

- Free phase petroleum product (LNAPL) continues to be present in nine monitoring wells, primarily within the former UST source area.

- Based on the current analytical data, the contaminant plume does not appear to be defined horizontally or vertically in relation to RBSL's.

- Data gaps currently persist: up-gradient (west) and side-gradient (south) horizontally in the "shallow" aquifer and the horizontal extent of the "intermediate" zone. These data gaps currently persist due to property access issues and drill rig accessibility. It should be noted that monitoring wells installed in association with UST#07304 and UST#11419 may aid in defining the plume upgradient and to the west of the source area of UST# 14324.

- Based on the continued exceedances of RBSLs, measurable LNAPL, and the persistence of dissolved-phase impacts, the site warrants ongoing evaluation under the Corrective Action program. The extent and magnitude of contamination support the need to develop Site-Specific Target Levels (SSTLs). Upon completion of the SSTL process, the site will require active corrective measures to address remaining source material and ensure long-term plume stability.

7.0 QUALIFICATIONS OF REPORT

The activities and evaluative approaches used in this assessment are consistent with those normally employed in hydrogeological assessment and waste management projects of this type. Our evaluation of site conditions has been based on our understanding of the site, project information provided to us, and data obtained in our exploration. The general subsurface conditions utilized in our evaluation have been based on interpretation of subsurface data between borings. Contents of this report are intended for the sole use of the Ms. Betty Latham (Trustee), SCDES, and MECI under mutually agreed upon terms and conditions. If other parties wish to rely on this report, please contact MECI prior to their use of this information so that a mutual understanding and agreement of the terms and conditions of our services can be established.

-oOo-

TABLES

TABLE 1
GROUNDWATER COC COCENTRATION DATA
JUNE 29, 2026 SAMPLING EVENT
UST - UNKNOWN 14324
SENECA, SOUTH CAROLINA
MECI PROJECT# 26-8772
UST PERMIT# 14324

Well ID#	Sample Date	Benzene (µg/l)	Toluene (µg/l)	Ethylbenzene (µg/l)	Total Xylenes (µg/l)	Naphthalene (µg/l)	MTBE (µg/l)	1,2 DCA (µg/l)	EDB (µg/l)	TAA (µg/l)	TAME (µg/l)	ETBA (µg/l)	TBA (µg/l)	TBF (µg/l)	DIPE (µg/l)	Ethanol (µg/l)	ETBE (µg/l)
		RBSL 5	***RBSL 1000***	***RBSL 700***	***RBSL 10000***	***RBSL 25***	***RBSL 40***	***RBSL 5***	***RBSL 0.05***	***RBSL 240***	***RBSL 128***	***RBSL NE***	***RBSL 1400***	***RBSL NE***	***RBSL 150***	***RBSL 10000***	***RBSL 47***
MW-1	8/10/13	<100	130	**819**	6610	**393**	<100	NT	**0.33**	NT	NT	NT	NT	NT	NT	NT	NT
	11/6/13	<125	159	**1220**	9360	**774**	<125	NT	<0.020	NT	NT	NT	NT	NT	NT	NT	NT
	3/12/15	<100	139	**847**	7070	**630**	<100	<100	<0.020	<2,000	<200	<2,000	<2,000	<1,000	<100	<4,000	<200
	5/30/18	NL	NL	NL	NL	NL	NL	NL	NL	NL	NL	NL	NL	NL	NL	NL	NL
	4/7/20	<5.0	<5.0	60.8	215	**37.5**	<5.0	<5.0	<0.020	<100	<10.0	<100	<100	<50.0	<5.0	<200	<10.0
	8/3/22	<0.270	0.741 J	78.2	227	**49.2**	<0.810	<0.250	<0.00490	<8.60	<0.780	<7.00	<6.90	<6.90	<0.700	<50.0	<0.720
	4/25/23	<1.7	<2.0	112	395	**76.9**	<3.1	<2.1	<0.0074	<65.6	<3.0	<53.9	<91.0	<24.1	<3.5	<144	<8.5
	10/16/24*	<17.4	<20.1	471	2270	**246**	<31.0	<20.6	<0.0080	<656	<30.4	<539	<910	<241	<34.9	<1440	<84.6
	5/19/25	<21.8	<25.1	**703**	3410	**442**	<38.8	<25.8	<0.0081	<820	<38.0	<674	<1140	<301	<43.6	<1800	<106
	11/4/25*	<174	<201	**1430**	8810	**1830**	<310	<206	<0.0081	<6560	<304	<5390	<9100	<2410	<349	<14400	<846
	6/29/26	<17.4	<20.1	338	2180	**286**	<31.0	<20.6	<0.013	<656	<30.4	<539	<910	<241	<34.9	<1440	<84.6
MW-2	8/10/13	**3770**	**6000**	**369**	2436	**102**	<5	NT	**61.20**	NT	NT	NT	NT	NT	NT	NT	NT
	11/6/13	**4430**	**10200**	**1220**	6990	**542**	<250	NT	**61.10**	NT	NT	NT	NT	NT	NT	NT	NT
	3/12/15	**13200**	**24200**	**1540**	**11400**	**529**	<50.0	<50.0	**201**	5,520	<100	<1,000	<1,000	<500	<50.0	<2,000	<100
	5/30/18	**13300**	**27500**	**2350**	**12600**	**809J**	<1,000	<1,000	**261**	<20,000	<2,000	<20,000	<20,000	<10,000	<1,000	<40,000	<2,000
	4/7/20	**12500**	**30500**	**2150**	**11200**	**646J**	<1,250	<1,250	**107**	<25,000	<2,500	<25,000	<25,000	<12,500	<1,250	<50,000	<2,500
	8/3/22	**2720**	**10000**	**1590**	9090	**611**	<81.0	<25.0	**13.7**	<860	<78.0	<700	<690	<690	<70.0	<5000	<72.0
	4/25/23	**9090**	**24100**	**2120**	**11900**	**545 J**	<388	<258	**67.5**	<8200	<380	<6740	<11400	<3010	<436	<18000	<1060
	10/16/24	**3140 J**	**8110**	<1840	<5000	<2090	<3100	<2060	<0.0079	<65600	<3040	<53900	<91000	<24100	<3490	<144000	<8460
	5/19/25	**9410**	**23300**	**1600**	9510	**471 J**	<388	<258	**100**	<8200	<380	<6740	<11400	<3010	<436	<18000	<1060
	11/4/25	**7460**	**19600**	**1550**	9000	**554 J**	<388	<258	**250**	<8200	<380	<6740	<11400	<3010	<436	<18000	<1060
	6/29/26	**8530**	**22000**	<1840	9250	<2090	<3100	<2060	**236**	<65600	<3040	<53900	<91000	<24100	<3490	<144000	<8460
MW-3	8/10/13	<5.0	<5.0	<5.0	<15.0	<5.0	<5.0	NT	<0.020	NT	NT	NT	NT	NT	NT	NT	NT
	11/6/13	<5.0	<5.0	<5.0	<10.0	<5.0	<5.0	NT	<0.020	NT	NT	NT	NT	NT	NT	NT	NT
	3/12/15	**259**	**3390**	**1230**	6020	**374**	<25.0	<25.0	<0.020	<500	<50.0	<50.0	<500	<250	<25.0	<1,000	<50.0
	5/30/18	ABD	ABD	ABD	ABD	ABD	ABD	ABD	ABD	ABD	ABD	ABD	ABD	ABD	ABD	ABD	ABD
MW-4	8/10/13	**443**	**1530**	163	7980	**1080**	<50	NT	**196**	NT	NT	NT	NT	NT	NT	NT	NT
	11/6/13	NS	NS	NS	NS	NS	NS	NS	NS	NS	NS	NS	NS	NS	NS	NS	NS
	3/12/15	**21500**	**26100**	**1220**	**10900**	**1050**	<125	**93.9J**	**687**	**4170**	<250	<2,500	<2,500	<1,250	**156**	<5,000	<250
	5/30/18	NL	NL	NL	NL	NL	NL	NL	NL	NL	NL	NL	NL	NL	NL	NL	NL
	4/7/20	**3410**	**8470**	594J	5420	**507J**	<625	<625	**113**	<12,500	<1,250	<12,500	<12,500	<6,250	<625	<25,000	<1,250
	8/3/22	**11100**	**22600**	**1580**	**10900**	**1030**	<162	<50.0	**69.2**	<1720	<156	<1400	<1380	<1380	<140	<10000	<144
	4/25/23	**12900**	**33800**	**2180**	**13400**	**750 J**	<775	<515	**293**	<16400	<760	<13500	<22800	<6020	<872	<36000	<2120
	10/16/24	**16500**	**26900**	**1800**	**12600**	**773 J**	<775	<515	<0.0075	<16400	<760	<13500	<22800	<6020	<872	<36000	<2120
	5/19/25	**14900**	**21800**	**1090**	**15300**	**1020**	<388	<258	**331**	<8200	<380	<6740	<11400	<3010	<436	<18000	<1060
	11/4/25	**23500**	**27200**	**1610**	**12000**	**1140**	<620	<412	**211**	<13100	<608	<10800	<18200	<4820	<698	<28800	<1690
	6/29/26	**19700**	**23700**	**1440**	**12000**	**870 J**	<775	<515	**154**	<16400	<760	<13500	<22800	<6020	<872	<36000	<2120

TABLE 1
GROUNDWATER COC COCENTRATION DATA
JUNE 29, 2026 SAMPLING EVENT
UST - UNKNOWN 14324
SENECA, SOUTH CAROLINA
MECI PROJECT# 26-8772
UST PERMIT# 14324

Well ID#	Sample Date	Benzene (µg/l)	Toluene (µg/l)	Ethylbenzene (µg/l)	Total Xylenes (µg/l)	Naphthalene (µg/l)	MTBE (µg/l)	1,2 DCA (µg/l)	EDB (µg/l)	TAA (µg/l)	TAME (µg/l)	ETBA (µg/l)	TBA (µg/l)	TBF (µg/l)	DIPE (µg/l)	Ethanol (µg/l)	ETBE (µg/l)
		RBSL	*RBSL*	*RBSL*	*RBSL*	*RBSL*	*RBSL*	*RBSL*	*RBSL*	*RBSL*	*RBSL*	*RBSL*	*RBSL*	*RBSL*	*RBSL*	*RBSL*	*RBSL*
		5	*1000*	*700*	*10000*	*25*	*40*	*5*	*0.05*	*240*	*128*	*NE*	*1400*	*NE*	*150*	*10000*	*47*
MW-5	8/10/13	<5.0	<5.0	<5.0	<15.0	<5.0	<5.0	NT	**5.60**	NT	NT	NT	NT	NT	NT	NT	NT
	11/6/13	<5.0	<5.0	<5.0	<10.0	<5.0	<5.0	NT	<0.020	NT	NT	NT	NT	NT	NT	NT	NT
	3/12/15	**18100**	**33900**	**1520**	8040	**516**	<125	<125	**122**	**4340**	<250	<2500	<2,500	<1,250	<125	<5,000	<250
	5/30/18	<5.0	<5.0	<5.0	<5.0	<5.0	<5.0	<5.0	**0.096**	<100	<10.0	<100	<100	<50.0	<5.0	<200	<10.0
	4/7/20	**3340**	**6990**	609	3110	**174J**	<250	<250	**13.3**	<5,000	<500	<5,000	<5,000	<2,500	<250	<10,000	<500
	8/3/22	**979**	**1610**	315	1470	**91.8**	<8.10	<2.50	**9.50**	<86.0	<7.80	<70.0	<69.0	<69.0	<7.00	<500	<7.20
	4/25/23	**21.4**	45.3	5.5	27.9	<2.1	<3.1	<2.1	**0.12**	<65.6	<3.0	<53.9	<91.0	<24.1	<3.5	3360	<8.5
	10/16/24	<1.7	<2.0	<1.8	<5.0	<2.1	<3.1	<2.1	<0.0079	<65.6	<3.0	<53.9	<91.0	<24.1	<3.5	<144	<8.5
	5/19/25	<1.7	<2.0	<1.8	<5.0	<2.1	<3.1	<2.1	<0.0081	<65.6	<3.0	<53.9	<91.0	<24.1	<3.5	<144	<8.5
	11/4/25	**8.4**	<2.0	3.0 J	6.0	<2.1	<3.1	<2.1	<0.0073	<65.6	<3.0	<53.9	<91.0	<24.1	<3.5	<144	<8.5
	6/29/26	**106**	<2.0	18.8	<5.0	5.1	<3.1	<2.1	<0.0074	<65.6	<3.0	<53.9	<91.0	<24.1	<3.5	<144	<8.5
MW-8	8/10/13	<5.0	<5.0	<5.0	<15.0	<5.0	<5.0	NT	<0.030	NT	NT	NT	NT	NT	NT	NT	NT
	11/6/13	<5.0	<5.0	<5.0	<10.0	<5.0	<5.0	NT	<0.020	NT	NT	NT	NT	NT	NT	NT	NT
	3/12/15	ABD	ABD	ABD	ABD	ABD	ABD	ABD	ABD	ABD	ABD	ABD	ABD	ABD	ABD	ABD	ABD
MW-12	8/10/13	<5.0	<5.0	<5.0	<15.0	<5.0	<5.0	NT	<0.020	NT	NT	NT	NT	NT	NT	NT	NT
	11/6/13	<5.0	<5.0	<5.0	<10.0	<5.0	<5.0	NT	<0.020	NT	NT	NT	NT	NT	NT	NT	NT
	3/12/15	**6400**	**12000**	**817**	5650	**247**	<25.0	**44.7**	**23.1**	**1550**	<50.0	<500	<500	<250	38.6	<1,000	<50.0
	5/30/18	**7340**	**18900**	**1190**	6770	**404J**	<625	<625	**154**	<12,500	<1,250	<12,500	<12,500	<6,250	<625	<25,000	<1,250
	4/7/20	**3090**	**9320**	628	3130	**213J**	<250	<250	**14.7**	<5,000	<500	<5,000	<5,000	<2,500	<250	<10,000	<500
	8/3/22	**3290**	**11400**	**982**	5610	**543**	<81.0	**57.2 J**	**20.1**	<860	<78.0	<700	<690	<690	<70.0	<5000	<72.0
	4/25/23	**4060**	**14600**	**1360**	6900	**422 J**	<310	<206	**25.7**	<6560	<304	<5390	<9100	<2410	<349	<14400	<846
	10/16/24	**2980**	**8870**	**945**	5670	**349 J**	<310	<206	**21.7**	<6560	<304	<5390	<9100	<2410	<349	<14400	<846
	5/19/25	**2000**	**6670**	**762**	4370	**243 J**	<155	<103	**15.1**	<3280	<152	<2700	<4550	<1200	<174	<7200	<423
	11/4/25	**1600**	**5120**	296	3410	**268**	<155	<103	**29.0**	<3280	<152	<2700	<4550	<1200	<174	<7200	<423
	6/29/26	**2600**	**7690**	**1010**	5790	**372**	<155	<103	**30.1**	<3280	<152	<2700	<4550	<1200	<174	<7200	<423
MW-13	8/10/13	<5.0	<5.0	<5.0	<15.0	<5.0	<5.0	NT	<0.020	NT	NT	NT	NT	NT	NT	NT	NT
	11/6/13	<5.0	<5.0	<5.0	<10.0	<5.0	<5.0	NT	<0.020	NT	NT	NT	NT	NT	NT	NT	NT
	3/12/15	**2610**	**7620**	**1220**	7420	**629**	<125	<125	**43.2**	<2,500	<250	<2,500	<2,500	<1250	<125	<5,000	<250
	5/30/18	**2280**	**3190**	427	3370	**171**	<100	<100	**38.6**	<2,000	<200	<2,000	<2,000	<1,000	<100	<4,000	<200
	4/7/20	**1050**	**2770**	260	1700	**146**	<125	<125	**16.7**	<2,500	<250	<2,500	<2,500	<1,250	<125	<5,000	<250
	8/3/22	**3350**	**6840**	**960**	5070	**400**	<40.5	**20.3 J**	**24.9**	<430	<39.0	<350	<345	<345	<35.0	<2500	<36.0
	4/25/23	**2520**	**4690**	404	2560	**205**	<124	<82.4	**29.4**	<2620	<122	<2160	<3640	<964	<140	<5760	<338
	10/16/24	**2400**	**6180**	675	3860	**248**	<124	<82.4	**24.4**	<2620	<122	<2160	<3640	<964	<140	<5760	<338
	5/19/25	**4930**	**11000**	**1040**	5740	**383 J**	<310	<206	**38.1**	<6560	<304	<5390	<9100	<2410	<349	<14400	<846
	11/4/25	**4270**	**9930**	**1040**	5850	**355**	<155	<103	**154**	<3280	<152	<2700	<4550	<1200	<174	<7200	<423
	6/29/26	**4950**	**11900**	**1080**	5820	**349 J**	<310	<206	**63.5**	<6560	<304	<5390	<9100	<2410	<349	<14400	<846
MW-19	8/10/13	<5.0	<5.0	<5.0	<15.0	<5.0	<5.0	NT	<0.020	NT	NT	NT	NT	NT	NT	NT	NT
	11/6/13	<5.0	<5.0	<5.0	<10.0	<5.0	<5.0	NT	<0.020	NT	NT	NT	NT	NT	NT	NT	NT
	3/12/15	<5.0	<5.0	<5.0	<10.0	<5.0	<5.0	<5.0	<0.025	<100	<10.0	<100	<100	<50.0	<5.0	5910	<10.0
	4/7/20	ABD	ABD	ABD	ABD	ABD	ABD	ABD	ABD	ABD	ABD	ABD	ABD	ABD	ABD	ABD	ABD
MW-19R	5/30/18	<5.0	<5.0	<5.0	<5.0	<5.0	<5.0	<5.0	0.040	<100	<10.0	<100	<100	<50.0	<5.0	<200	<10.0
	4/7/20	<5.0	<5.0	<5.0	<5.0	<5.0	<5.0	<5.0	**0.089**	<100	<10.0	<100	<100	<50.0	<5.0	<200	<10.0
	8/3/22	<0.270	<0.250	0.418 J	27.4	5.35	<0.810	0.258 J	**0.151**	<8.60	<0.780	<7.00	<6.90	<6.90	<0.700	<50.0	<0.720
	4/24/23	1.8 J	<2.0	<1.8	124	10.9	<3.1	<2.1	**0.11**	<65.6	<3.0	<53.9	<91.0	<24.1	<3.5	<144	<8.5
	10/16/24	<1.7	<2.0	<1.8	<5.0	2.3 J	<3.1	<2.1	<0.0086	<65.6	<3.0	<53.9	<91.0	<24.1	<3.5	<144	<8.5
	5/19/25	4.2 J	<2.0	<1.8	90.2	16.9	<3.1	<2.1	**0.20**	<65.6	<3.0	<53.9	<91.0	<24.1	<3.5	<144	<8.5
	11/4/25	**6.8**	<2.0	<1.8	75.8	17.7	<3.1	<2.1	**0.19**	<65.6	<3.0	<53.9	<91.0	<24.1	<3.5	<144	<8.5
	6/29/26	**15.0**	<2.0	<1.8	136	**28.9**	<3.1	<2.1	<0.0074	<65.6	<3.0	<53.9	<91.0	<24.1	<3.5	<144	<8.5

TABLE 1
GROUNDWATER COC COCENTRATION DATA
JUNE 29, 2026 SAMPLING EVENT
UST - UNKNOWN 14324
SENECA, SOUTH CAROLINA
MECI PROJECT# 26-8772
UST PERMIT# 14324

Well ID#	Sample Date	Benzene (µg/l)	Toluene (µg/l)	Ethylbenzene (µg/l)	Total Xylenes (µg/l)	Naphthalene (µg/l)	MTBE (µg/l)	1,2 DCA (µg/l)	EDB (µg/l)	TAA (µg/l)	TAME (µg/l)	ETBA (µg/l)	TBA (µg/l)	TBF (µg/l)	DIPE (µg/l)	Ethanol (µg/l)	ETBE (µg/l)
		RBSL 5	***RBSL 1000***	***RBSL 700***	***RBSL 10000***	***RBSL 25***	***RBSL 40***	***RBSL 5***	***RBSL 0.05***	***RBSL 240***	***RBSL 128***	***RBSL NE***	***RBSL 1400***	***RBSL NE***	***RBSL 150***	***RBSL 10000***	***RBSL 47***
MW-20	5/30/18	**38.9**	3.2J	6.9	31.7	3.9J	<5.0	<5.0	**0.17**	<100	<10.0	<100	<100	<50.0	<5.0	<200	<10.0
	4/7/20	**316**	15.4	83.3	546	**60.5**	<12.5	<12.5	**1.10**	<250	<25.0	<250	<250	<125	<12.5	<500	<25.0
	8/3/22	**416**	44.3	232	1520	**169**	<8.10	<2.50	**1.19**	<86.0	<7.80	<70.0	<69.0	<69.0	<7.00	<500	<7.20
	4/25/23	**33.1**	4.0 J	45.9	417	**75.9**	<3.1	<2.1	<0.0075	<65.6	<3.0	<53.9	<91.0	<24.1	<3.5	<144	<8.5
	10/16/24	**1600**	476	630	2900	**186**	<38.8	<25.8	**5.5**	**826 J**	<38.0	<674	<1140	<301	<43.6	<1800	<106
	5/19/25	**1570**	414	649	2810	**236**	<38.8	<25.8	**5.3**	<820	<38.0	<674	<1140	<301	<43.6	<1800	<106
	11/4/25	**1960**	481	**860**	3620	**394**	<38.8	<25.8	**4.3**	<820	<38.0	<674	<1140	<301	<43.6	<1800	<106
	6/29/26	**2070**	**1160**	**1090**	4420	**365**	<38.8	<25.8	<0.0073	**837 J**	<38.0	<674	<1140	<301	<43.6	<1800	<106
MW-21	5/30/18	NL	NL	NL	NL	NL	NL	NL	NL	NL	NL	NL	NL	NL	NL	NL	NL
MW-21R	4/7/20	<5.0	2.8J	<5.0	<5.0	2.5J	<5.0	<5.0	<0.020	<100	<10.0	<100	<100	<50.0	<5.0	<200	<10.0
	8/3/22	<0.270	<0.250	<0.200	<0.230	<2.40	<0.810	<0.250	<0.00510	<8.60	<0.780	<7.00	<6.90	<6.90	<0.700	<50.0	<0.720
	4/25/23	<1.7	<2.0	<1.8	<5.0	<2.1	<3.1	<2.1	<0.0075	<65.6	<3.0	<53.9	<91.0	<24.1	<3.5	<144	<8.5
	10/16/24	<1.7	<2.0	<1.8	<5.0	<2.1	<3.1	<2.1	<0.0073	<65.6	<3.0	<53.9	<91.0	<24.1	<3.5	<144	<8.5
	5/19/25	<1.7	<2.0	<1.8	<5.0	<2.1	<3.1	<2.1	<0.0081	<65.6	<3.0	<53.9	<91.0	<24.1	<3.5	<144	<8.5
	11/4/25	<1.7	<2.0	<1.8	<5.0	<2.1	<3.1	<2.1	<0.0080	<65.6	<3.0	<53.9	<91.0	<24.1	<3.5	<144	<8.5
	6/29/26	DRY	DRY	DRY	DRY	DRY	DRY	DRY	DRY	DRY	DRY	DRY	DRY	DRY	DRY	DRY	DRY
MW-22	5/30/18	**338**	731	58	399	16.3J	<25.0	<25.0	**3.8**	<500	<50.0	<500	<500	<250	<25.0	<1,000	<50.0
	4/7/20	**2550**	**5790**	317	1820	**141J**	<200	<200	**29.0**	<4,000	<400	<4,000	<4,000	<2,000	<200	<8,000	<400
	8/3/22	**6310**	**18300**	**2060**	**10700**	**420 J**	<81.0	<25.0	**44.8**	<860	<78.0	<700	<690	<690	<70.0	<5000	<72.0
	4/25/23	**5620**	**14500**	**1270**	7050	**373 J**	<310	<206	**46.1**	<6560	<304	<5390	<9100	<2410	<349	<14400	<846
	10/16/24	**9510**	**19700**	**1570**	8580	**450 J**	<310	<206	**173**	<6560	<304	<5390	<9100	<2410	<349	<14400	<846
	5/19/25	**3570**	**7510**	593	3250	**166 J**	<155	<103	**45.4**	<3280	<152	<2700	<4550	<1200	<174	<7200	<423
	11/4/25	**13200**	**27100**	**1980**	**10100**	**881 J**	<620	<412	**324**	<13100	<608	<10800	<18200	<4820	<698	<28800	<1690
	6/29/26	**12600**	**25800**	**1780**	9420	**576 J**	<775	<515	**353**	<16400	<760	<13500	<22800	<6020	<872	<36000	<2120
MW-23	5/30/18	DRY	DRY	DRY	DRY	DRY	DRY	DRY	DRY	DRY	DRY	DRY	DRY	DRY	DRY	DRY	DRY
	4/7/20	<5.0	<5.0	<5.0	<5.0	<5.0	<5.0	<5.0	<0.020	<100	<10.0	<100	<100	<50.0	<5.0	<200	<10.0
	8/3/22	<0.270	<0.250	<0.200	<0.230	<2.40	<0.810	<0.250	<0.00526	<8.60	<0.780	<7.00	<6.90	<6.90	<0.700	<50.0	<0.720
	4/24/23	<1.7	<2.0	<1.8	<5.0	<2.1	<3.1	<2.1	<0.0075	<65.6	<3.0	<53.9	<91.0	<24.1	<3.5	<144	<8.5
	10/16/24	DRY	DRY	DRY	DRY	DRY	DRY	DRY	DRY	DRY	DRY	DRY	DRY	DRY	DRY	DRY	DRY
	5/19/25	DRY	DRY	DRY	DRY	DRY	DRY	DRY	DRY	DRY	DRY	DRY	DRY	DRY	DRY	DRY	DRY
	11/4/25	DRY	DRY	DRY	DRY	DRY	DRY	DRY	DRY	DRY	DRY	DRY	DRY	DRY	DRY	DRY	DRY
	6/29/26	DRY	DRY	DRY	DRY	DRY	DRY	DRY	DRY	DRY	DRY	DRY	DRY	DRY	DRY	DRY	DRY
MW-24	5/30/18	**14**	17	1.8J	24	<5.0	<5.0	**6.4**	**2.9**	<100	<10.0	<100	<100	<50.0	2.5J	<200	<10.0
	4/7/20	**6730**	**6630**	486	3150	**187J**	<200	**508**	**207**	**3500J**	<400	<4,000	<4,000	<2,000	**165J**	<8,000	<400
	8/3/22	**4760**	**9790**	**1350**	8740	**543**	<40.5	**251**	**156**	<430	<39.0	<350	<345	<345	101 J	<2500	<36.0
	4/25/23	**3940**	**4040**	474	3330	**177 J**	<124	**254**	**134**	<2620	<122	<2160	<3640	<964	<140	<5760	<338
	10/16/24	**610**	898	79.6	737	**38.2**	<15.5	**37.0**	<0.0079	<328	<15.2	<270	<455	<120	<17.4	<720	<42.3
	5/19/25	**17900**	**17000**	**1230**	7990	**334 J**	<310	**976**	**447**	<6560	<304	<5390	<9100	<2410	**533**	<14400	<846
	11/4/25	**591**	**1010**	108	1020	**56.0**	<31.0	**29.9 J**	**68.3**	<656	<30.4	<539	<910	<241	<34.9	<1440	<84.6
	6/29/26	**3900**	**4840**	400	2570	**228**	<124	**240**	**505**	<2620	<122	<2160	<3640	<964	<140	<5760	<338
MW-25	5/30/18	**4.4J**	9.5	8.7	50.2	<5.0	<5.0	<5.0	<0.019	<100	<10.0	<100	<100	<50.0	<5.0	<200	<10.0
	4/7/20	2.5J	<5.0	13.9	70.2	<5.0	<5.0	<5.0	<0.020	<100	<10.0	<100	<100	<50.0	<5.0	<200	<10.0
	8/3/22	**10.7**	72.1	56.5	174	<2.40	<0.810	<0.250	0.0260	<8.60	<0.780	<7.00	<6.90	<6.90	<0.700	<50.0	<0.720
	4/25/23	3.4 J	5.5	20.4	170	<2.1	<3.1	<2.1	<0.0076	<65.6	<3.0	<53.9	<91.0	<24.1	<3.5	<144	<8.5
	10/16/24	<1.7	3.9 J	6.0	62.8	<2.1	<3.1	<2.1	<0.0080	<65.6	<3.0	<53.9	<91.0	<24.1	<3.5	<144	<8.5
	5/19/25	**7.0**	<2.0	7.4	245	8.6	<3.1	<2.1	<0.0081	<65.6	<3.0	<53.9	<91.0	<24.1	<3.5	<144	<8.5
	11/4/25	<1.7	3.9 J	5.6	86.1	<2.1	<3.1	<2.1	<0.0075	<65.6	<3.0	<53.9	<91.0	<24.1	<3.5	<144	<8.5
	6/29/26	**9.8**	5.1	15.1	416	15.1	<3.1	<2.1	<0.0078	<65.6	<3.0	<53.9	<91.0	<24.1	<3.5	<144	<8.5
MW-26	5/30/18	**FPP**	**FPP**	**FPP**	**FPP**	**FPP**	**FPP**	**FPP**	**FPP**	**FPP**	**FPP**	**FPP**	**FPP**	**FPP**	**FPP**	**FPP**	**FPP**
	4/7/20	**7130**	**21100**	**1320**	**10200**	**991**	<625	<625	**109**	<12,500	<1,250	<12,500	<12,500	<6,250	<625	<25,000	<1,250
	8/3/22	**FPP**	**FPP**	**FPP**	**FPP**	**FPP**	**FPP**	**FPP**	**FPP**	**FPP**	**FPP**	**FPP**	**FPP**	**FPP**	**FPP**	**FPP**	**FPP**
	4/25/23	**FPP**	**FPP**	**FPP**	**FPP**	**FPP**	**FPP**	**FPP**	**FPP**	**FPP**	**FPP**	**FPP**	**FPP**	**FPP**	**FPP**	**FPP**	**FPP**
	10/16/24	**13800**	**26600**	**1910**	9920	**537 J**	<775	<515	<0.0077	<16400	<760	<13500	<22800	<6020	<872	<36000	<2120
	5/19/25	**13800**	**40800**	**3060**	**21300**	**954 J**	<775	<515	**232**	<16400	<760	<13500	<22800	<6020	<872	<36000	<2120
	11/4/25*	**20900**	**39600**	**3460**	**19100**	**1940**	<775	<515	**1850**	<16400	<760	<13500	<22800	<6020	<872	<36000	<2120
	6/29/26*	**19500**	**34800**	**2390**	**13800**	**926 J**	<775	<515	**1020**	<16400	<760	<13500	<22800	<6020	<872	<36000	<2120

TABLE 1
GROUNDWATER COC COCENTRATION DATA
JUNE 29, 2026 SAMPLING EVENT
UST - UNKNOWN 14324
SENECA, SOUTH CAROLINA
MECI PROJECT# 26-8772
UST PERMIT# 14324

Well ID#	Sample Date	Benzene (µg/l)	Toluene (µg/l)	Ethylbenzene (µg/l)	Total Xylenes (µg/l)	Naphthalene (µg/l)	MTBE (µg/l)	1,2 DCA (µg/l)	EDB (µg/l)	TAA (µg/l)	TAME (µg/l)	ETBA (µg/l)	TBA (µg/l)	TBF (µg/l)	DIPE (µg/l)	Ethanol (µg/l)	ETBE (µg/l)
		RBSL 5	*RBSL 1000*	*RBSL 700*	*RBSL 10000*	*RBSL 25*	*RBSL 40*	*RBSL 5*	*RBSL 0.05*	*RBSL 240*	*RBSL 128*	*RBSL NE*	*RBSL 1400*	*RBSL NE*	*RBSL 150*	*RBSL 10000*	*RBSL 47*
MW-27	4/7/20	<5.0	<5.0	<5.0	<5.0	<5.0	<5.0	<5.0	<0.020	<100	<10.0	<100	<100.0	<50.0	<5.0	<200	<10.0
	8/3/22	<0.270	<0.250	<0.200	<0.230	<2.40	<0.810	<0.250	0.0103 J	<8.60	<0.780	<7.00	<6.90	<6.90	<0.700	<50.0	<0.720
	4/24/23	<1.7	<2.0	<1.8	<5.0	<2.1	<3.1	<2.1	<0.0075	<65.6	<3.0	<53.9	<91.0	<24.1	<3.5	<144	<8.5
	10/16/24	<1.7	<2.0	<1.8	<5.0	<2.1	<3.1	<2.1	<0.0080	<65.6	<3.0	<53.9	<91.0	<24.1	<3.5	<144	<8.5
	5/19/25	<1.7	<2.0	<1.8	<5.0	<2.1	<3.1	<2.1	**0.15**	<65.6	<3.0	<53.9	<91.0	<24.1	<3.5	<144	<8.5
	11/4/25	<1.7	<2.0	<1.8	<5.0	<2.1	<3.1	<2.1	<0.0076	<65.6	<3.0	<53.9	<91.0	<24.1	<3.5	<144	<8.5
	6/29/26	<1.7	<2.0	<1.8	<5.0	<2.1	<3.1	<2.1	<0.0077	<65.6	<3.0	<53.9	<91.0	<24.1	<3.5	<144	<8.5
MW-28	4/7/20	<5.0	<5.0	<5.0	<5.0	<5.0	<5.0	<5.0	<0.020	<100	<10.0	<100	<100.0	<50.0	<5.0	<200	<10.0
	8/3/22	<0.270	<0.250	<0.200	<0.230	<2.40	<0.810	<0.250	0.00966 J	<8.60	<0.780	<7.00	<6.90	<6.90	<0.700	<50.0	<0.720
	4/24/23	<1.7	<2.0	<1.8	<5.0	<2.1	<3.1	<2.1	<0.0074	<65.6	<3.0	<53.9	<91.0	<24.1	<3.5	<144	<8.5
	10/16/24	<1.7	<2.0	<1.8	<5.0	<2.1	<3.1	<2.1	<0.0082	<65.6	<3.0	<53.9	<91.0	<24.1	<3.5	<144	<8.5
	5/19/25	<1.7	<2.0	<1.8	<5.0	<2.1	<3.1	<2.1	0.015 J	<65.6	<3.0	<53.9	<91.0	<24.1	<3.5	<144	<8.5
	11/4/25	<1.7	<2.0	<1.8	<5.0	<2.1	<3.1	<2.1	<0.0075	<65.6	<3.0	<53.9	<91.0	<24.1	<3.5	<144	<8.5
	6/29/26	<1.7	<2.0	<1.8	<5.0	<2.1	<3.1	<2.1	<0.0076	<65.6	<3.0	<53.9	<91.0	<24.1	<3.5	<144	<8.5
MW-29	4/7/20	**4290**	**5570**	**907**	5300	**377**	<250	<250	<0.020	<5,000	<500	<5,000	<5,000	<2,500	<250	<10,000	<500
	8/3/22	**218**	213	81.4	472	**195 J**	<40.5	<12.5	**14.5**	<430	<39.0	<350	<345	<345	<35.0	<2500	<36.0
	4/24/23	**2380**	**2070**	**737**	4230	**339**	<77.5	<51.5	**23.0**	<1640	<76.0	<1350	<2280	<602	<87.2	<3600	<212
	10/16/24	**2470**	**2790**	**832**	4440	**327**	<62.0	<41.2	**23.9**	<1310	<60.8	<1080	<1820	<482	<69.8	<2880	<169
	5/19/25	**2520**	**3150**	**868**	4600	**432**	<77.5	<51.5	**20.3**	<1640	<76.0	<1350	<2280	<602	<87.2	<3600	<212
	11/4/25	**2450**	**2860**	**854**	4470	**408**	<77.5	<51.5	**35.5**	<1640	<76.0	<1350	<2280	<602	<87.2	<3600	<212
	6/29/26	**2570**	**3150**	**883**	4650	**338**	<62.0	<41.2	**73.3**	<1310	<60.8	<1080	<1820	<482	<69.8	<2880	<169
MW-30	8/3/22	ABD	ABD	ABD	ABD	ABD	ABD	ABD	ABD	ABD	ABD	ABD	ABD	ABD	ABD	ABD	ABD
MW-31	8/3/22	<0.270	<0.250	<0.200	<0.230	<2.40	<0.810	<0.250	<0.0515	<8.60	<0.780	<7.00	<6.90	<6.90	<0.700	<50.0	<0.720
	4/24/23	<1.7	<2.0	<1.8	<5.0	<2.1	<3.1	<2.1	<0.0075	<65.6	<3.0	<53.9	<91.0	<24.1	<3.5	<144	<8.5
	10/16/24	DRY	DRY	DRY	DRY	DRY	DRY	DRY	DRY	DRY	DRY	DRY	DRY	DRY	DRY	DRY	DRY
	5/19/25	<1.7	<2.0	<1.8	<5.0	<2.1	<3.1	<2.1	<0.0079	<65.6	<3.0	<53.9	<91.0	<24.1	<3.5	<144	<8.5
	11/4/25	DRY	DRY	DRY	DRY	DRY	DRY	DRY	DRY	DRY	DRY	DRY	DRY	DRY	DRY	DRY	DRY
	6/29/26	DRY	DRY	DRY	DRY	DRY	DRY	DRY	DRY	DRY	DRY	DRY	DRY	DRY	DRY	DRY	DRY
MW-32	8/3/22	<0.270	<0.250	<0.200	<0.230	<2.40	<0.810	1.54	0.0327	<8.60	<0.780	<7.00	<6.90	<6.90	<0.700	<50.0	<0.720
	4/24/23	<1.7	<2.0	<1.8	<5.0	<2.1	<3.1	<2.1	<0.0074	<65.6	<3.0	<53.9	<91.0	<24.1	<3.5	<144	<8.5
	10/16/24	<1.7	<2.0	<1.8	<5.0	<2.1	<3.1	<2.1	<0.0080	<65.6	<3.0	<53.9	<91.0	<24.1	<3.5	<144	<8.5
	5/19/25	<1.7	<2.0	<1.8	<5.0	<2.1	<3.1	<2.1	<0.0080	<65.6	<3.0	<53.9	<91.0	<24.1	<3.5	<144	<8.5
	11/4/25	<1.7	<2.0	<1.8	<5.0	<2.1	<3.1	<2.1	**0.22**	<65.6	<3.0	<53.9	<91.0	<24.1	<3.5	<144	<8.5
	6/29/26	DRY	DRY	DRY	DRY	DRY	DRY	DRY	DRY	DRY	DRY	DRY	DRY	DRY	DRY	DRY	DRY
DW-1	5/30/18	**2240**	**1260**	161	1130	**88.5J**	<100	<100	**10.7**	<2,000	<200	<2,000	<2,000	<1,000	<100	<4,000	<200
	4/7/20	**2550**	**1660**	209	1140	**114**	<100	<100	**9.2**	<2,000	<200	<2,000	<2,000	<1,000	<100	<4,000	<200
	8/3/22	**2420**	49.8	75.4	627	**27.4**	<0.810	**19.7**	**8.42**	**746**	<0.780	<7.00	<6.90	<6.90	24.9	<50.0	<0.720
	4/24/23	**2780**	608	92.2 J	1010	<41.8	<62.0	<41.2	**6.7**	<1310	<60.8	<1080	<1820	<482	<69.8	<2880	<169
	10/16/24	**1820**	124	22.5 J	568	**35.1 J**	<31.0	<20.6	**6.7**	**678 J**	<30.4	<539	<910	<241	<34.9	<1440	<84.6
	5/19/25	**1190**	49.7 J	<18.4	439	<20.9	<31.0	<20.6	**4.1**	<656	<30.4	<539	<910	<241	<34.9	<1440	<84.6
	11/4/25	**1160**	50.4	<18.4	466	23.0 J	<31.0	<20.6	**16.7**	<656	<30.4	<539	<910	<241	<34.9	<1440	<84.6
	6/29/26	**1080**	43.4 J	<18.4	449	<20.9	<31.0	<20.6	**5.0**	**805 J**	<30.4	<539	<910	<241	<34.9	<1440	<84.6
DW-2	4/7/20	**12800**	**10100**	**1050**	6090	**401J**	<500	<500	**79.2**	<10,000	<1,000	<10,000	<10,000	<5,000	<500	<20,000	<1,000
	8/3/22	**8560**	**7790**	**874**	5040	<480	<162	<50.0	**55.9**	<1720	<156	<1400	<1380	<1380	<140	<10000	<144
	4/24/23	**7480**	**6360**	685	4420	**172 J**	<155	<103	**73.7**	<3280	<152	<2700	<4550	<1200	<174	<7200	<423
	10/16/24	**5870**	**5250**	381	3690	**134 J**	<155	<103	<0.0082	<3280	<152	<2700	<4550	<1200	<174	<7200	<423
	5/19/25	**7500**	**9080**	**1020**	6040	**297**	<155	<103	**36.8**	<3280	<152	<2700	<4550	<1200	<174	<7200	<423
	11/4/25	**7040**	**7200**	613	4820	**225 J**	<155	<103	**173**	<3280	<152	<2700	<4550	<1200	<174	<7200	<423
	6/29/26	**5760**	**9070**	**834**	5290	**334**	<155	<103	**77.4**	<3280	<152	<2700	<4550	<1200	<174	<7200	<423

TABLE 1
GROUNDWATER COC COCENTRATION DATA
JUNE 29, 2026 SAMPLING EVENT
UST - UNKNOWN 14324
SENECA, SOUTH CAROLINA
MECI PROJECT# 26-8772
UST PERMIT# 14324

Well ID#	Sample Date	Benzene (µg/l)	Toluene (µg/l)	Ethylbenzene (µg/l)	Total Xylenes (µg/l)	Naphthalene (µg/l)	MTBE (µg/l)	1,2 DCA (µg/l)	EDB (µg/l)	TAA (µg/l)	TAME (µg/l)	ETBA (µg/l)	TBA (µg/l)	TBF (µg/l)	DIPE (µg/l)	Ethanol (µg/l)	ETBE (µg/l)
		RBSL 5	***RBSL 1000***	***RBSL 700***	***RBSL 10000***	***RBSL 25***	***RBSL 40***	***RBSL 5***	***RBSL 0.05***	***RBSL 240***	***RBSL 128***	***RBSL NE***	***RBSL 1400***	***RBSL NE***	***RBSL 150***	***RBSL 10000***	***RBSL 47***
DW-3	4/7/20	**307**	<12.5	<12.5	237	12.0J	<12.5	**6.5J**	**1.6**	<250	<25.0	<250	<250	<125	<12.5	<500	<25.0
	8/3/22	**138**	<0.250	<0.200	194	11.2	<0.810	**5.60**	**0.979**	140	<0.780	<7.00	13.0 J	<6.90	6.41 J	<50.0	<0.720
	4/24/23	**312**	<5.0	<4.6	187	15.4	<7.8	**5.9 J**	**1.7**	<164	<7.6	<135	<228	<60.2	<8.7	<360	<21.2
	10/16/24	**251**	<5.0	<4.6	143	11.3 J	<7.8	<5.2	**0.78**	<164	<7.6	<135	<228	<60.2	<8.7	<360	<21.2
	5/19/25	**207**	<4.0	<3.7	72.2	10.2	<6.2	4.1 J	**0.51**	<131	<6.1	<108	<182	<48.2	<7.0	<288	<16.9
	11/4/25	**155**	<2.0	<1.8	39.7	4.7 J	<3.1	**5.1**	**0.37**	127	<3.0	<53.9	<91.0	<24.1	6.4	<144	<8.5
	6/29/26	**80.7**	<2.0	<1.8	15.6	<2.1	<3.1	5.0 J	**0.28**	124	<3.0	<53.9	<91.0	<24.1	6.4	<144	<8.5
DW-4	8/3/22	**1370**	9.13	5.18	517	**76.7**	<0.810	**31.1**	**2.36**	**777**	<0.780	<7.00	<6.90	<6.90	29.9	<50.0	<0.720
	4/24/23	**279**	<5.0	<4.6	79.3	7.0 J	<7.8	**10.7 J**	**1.1**	**242 J**	<7.6	<135	<228	<60.2	<8.7	<360	<21.2
	10/16/24	**1210**	<20.1	<18.4	306	**40.6 J**	<31.0	**24.0 J**	**2.4**	<656	<30.4	<539	<910	<241	<34.9	<1440	<84.6
	5/19/25	**1110**	<20.1	<18.4	288	**67.8**	<31.0	<20.6	**1.2**	<656	<30.4	<539	<910	<241	<34.9	<1440	<84.6
	11/4/25	**1820**	<20.1	<18.4	414	**85.0**	<31.0	**30.2 J**	**0.73**	<656	<30.4	<539	<910	<241	<34.9	<1440	<84.6
	6/29/26	**1820**	<20.1	<18.4	448	**52.3**	<31.0	**34.0 J**	**1.1**	**838 J**	<30.4	<539	<910	<241	<34.9	<1440	<84.6
DW-5	8/3/22	<0.270	<0.250	<0.200	<0.230	6.74	<0.810	0.284 J	0.0102 J	<8.60	<0.780	<7.00	<6.90	<6.90	<0.700	<50.0	<0.720
	4/25/23	<1.7	<2.0	<1.8	<5.0	<2.1	<3.1	<2.1	<0.0075	<65.6	<3.0	<53.9	<91.0	<24.1	<3.5	<144	<8.5
	10/16/24	<1.7	<2.0	<1.8	<5.0	<2.1	<3.1	<2.1	<0.0078	<65.6	<3.0	<53.9	<91.0	<24.1	<3.5	<144	<8.5
	5/19/25	<1.7	<2.0	<1.8	<5.0	<2.1	<3.1	<2.1	<0.0079	<65.6	<3.0	<53.9	<91.0	<24.1	<3.5	<144	<8.5
	11/4/25	<1.7	<2.0	<1.8	<5.0	<2.1	<3.1	<2.1	<0.0075	<65.6	<3.0	<53.9	<91.0	<24.1	<3.5	<144	<8.5
	6/29/26	<1.7	<2.0	<1.8	<5.0	<2.1	<3.1	<2.1	<0.0072	<65.6	<3.0	<53.9	<91.0	<24.1	<3.5	<144	<8.5
DW-6	8/3/22	**1980**	466	<10.0	460	<120	<40.5	**234**	**9.61**	**3050**	<39.0	<350	<345	<345	**151 J**	<2500	<36.0
	4/24/23	<1.7	<2.0	<1.8	<5.0	<2.1	<3.1	**13.0**	**0.29**	<65.6	<3.0	<53.9	<91.0	<24.1	8.9	<144	<8.5
	10/16/24	<1.7	<2.0	<1.8	<5.0	<2.1	<3.1	**12.6**	**0.068**	<65.6	<3.0	<53.9	<91.0	<24.1	9.4	<144	<8.5
	5/19/25	<1.7	<2.0	<1.8	<5.0	<2.1	<3.1	**5.8**	0.032	<65.6	<3.0	<53.9	<91.0	<24.1	7.9	<144	<8.5
	11/4/25	<1.7	<2.0	<1.8	<5.0	<2.1	<3.1	**14.5**	<0.0074	75.7 J	<3.0	<53.9	<91.0	<24.1	15.6	<144	<8.5
	6/29/26	<1.7	<2.0	<1.8	<5.0	<2.1	<3.1	**17.9**	<0.0075	<65.6	<3.0	<53.9	<91.0	<24.1	19.2	<144	<8.5
DDW-1 (83.5')	8/3/22	<0.270	<0.250	<0.200	<0.230	<2.40	<0.810	<0.250	<0.00519	<8.60	<0.780	<7.00	<6.90	<6.90	<0.700	<50.0	<0.720
	4/25/23	<1.7	<2.0	<1.8	<5.0	<2.1	<3.1	<2.1	<0.0074	<65.6	<3.0	<53.9	<91.0	<24.1	<3.5	<144	<8.5
	10/16/24	<1.7	<2.0	<1.8	<5.0	<2.1	<3.1	<2.1	<0.0079	<65.6	<3.0	<53.9	<91.0	<24.1	<3.5	<144	<8.5
	5/19/25	<1.7	<2.0	<1.8	<5.0	<2.1	<3.1	<2.1	<0.0076	<65.6	<3.0	<53.9	<91.0	<24.1	<3.5	<144	<8.5
	11/4/25	<1.7	<2.0	<1.8	<5.0	<2.1	<3.1	<2.1	<0.0075	<65.6	<3.0	<53.9	<91.0	<24.1	<3.5	<144	<8.5
	6/29/26	<1.7	<2.0	<1.8	<5.0	<2.1	<3.1	<2.1	<0.0075	<65.6	<3.0	<53.9	<91.0	<24.1	<3.5	<144	<8.5
DDW-1 (92.5')	8/3/22	<0.270	<0.250	<0.200	<0.230	<2.40	<0.810	<0.250	<0.00519	<8.60	<0.780	<7.00	<6.90	<6.90	<0.700	<50.0	<0.720
	4/25/23	<1.7	<2.0	<1.8	<5.0	<2.1	<3.1	<2.1	<0.0074	<65.6	<3.0	<53.9	<91.0	<24.1	<3.5	<144	<8.5
	10/16/24	<1.7	<2.0	<1.8	<5.0	<2.1	<3.1	<2.1	<0.0080	<65.6	<3.0	<53.9	<91.0	<24.1	<3.5	<144	<8.5
	5/19/25	<1.7	<2.0	<1.8	<5.0	<2.1	<3.1	<2.1	<0.0079	<65.6	<3.0	<53.9	<91.0	<24.1	<3.5	<144	<8.5
	11/4/25	<1.7	<2.0	<1.8	<5.0	<2.1	<3.1	<2.1	<0.0074	<65.6	<3.0	<53.9	<91.0	<24.1	<3.5	<144	<8.5
	6/29/26	<1.7	<2.0	<1.8	<5.0	<2.1	<3.1	<2.1	<0.0074	<65.6	<3.0	<53.9	<91.0	<24.1	<3.5	<144	<8.5
DDW-1 (102.5')	8/3/22	<0.270	<0.250	<0.200	<0.230	<2.40	<0.810	<0.250	<0.00510	<8.60	<0.780	<7.00	<6.90	<6.90	<0.700	<50.0	<0.720
	4/25/23	<1.7	<2.0	<1.8	<5.0	<2.1	<3.1	<2.1	<0.0074	<65.6	<3.0	<53.9	<91.0	<24.1	<3.5	<144	<8.5
	10/16/24	<1.7	<2.0	<1.8	<5.0	<2.1	<3.1	<2.1	<0.0079	<65.6	<3.0	<53.9	<91.0	<24.1	<3.5	<144	<8.5
	5/19/25	<1.7	<2.0	<1.8	<5.0	<2.1	<3.1	<2.1	<0.0078	<65.6	<3.0	<53.9	<91.0	<24.1	<3.5	<144	<8.5
	11/4/25	<1.7	<2.0	<1.8	<5.0	<2.1	<3.1	<2.1	<0.0076	<65.6	<3.0	<53.9	<91.0	<24.1	<3.5	<144	<8.5
	6/29/26	<1.7	<2.0	<1.8	<5.0	<2.1	<3.1	<2.1	<0.0075	<65.6	<3.0	<53.9	<91.0	<24.1	<3.5	<144	<8.5
DDW-1 (112.5')	8/3/22	<0.270	<0.250	<0.200	<0.230	<2.40	<0.810	<0.250	<0.00513	<8.60	<0.780	<7.00	<6.90	<6.90	<0.700	<50.0	<0.720
	4/25/23	<1.7	<2.0	<1.8	<5.0	<2.1	<3.1	<2.1	<0.0074	<65.6	<3.0	<53.9	<91.0	<24.1	<3.5	<144	<8.5
	10/16/24	<1.7	<2.0	<1.8	<5.0	<2.1	<3.1	<2.1	<0.0083	<65.6	<3.0	<53.9	<91.0	<24.1	<3.5	<144	<8.5
	5/19/25	<1.7	<2.0	<1.8	<5.0	<2.1	<3.1	<2.1	<0.0079	<65.6	<3.0	<53.9	<91.0	<24.1	<3.5	<144	<8.5
	11/4/25	<1.7	<2.0	<1.8	<5.0	<2.1	<3.1	<2.1	<0.0076	<65.6	<3.0	<53.9	<91.0	<24.1	<3.5	<144	<8.5
	6/29/26	<1.7	<2.0	<1.8	<5.0	<2.1	<3.1	<2.1	<0.0075	<65.6	<3.0	<53.9	<91.0	<24.1	<3.5	<144	<8.5
DDW-1 (119.5')	8/3/22	<0.270	<0.250	<0.200	<0.230	<2.40	<0.810	<0.250	<0.00499	<8.60	<0.780	<7.00	<6.90	<6.90	<0.700	<50.0	<0.720
	4/25/23	<1.7	<2.0	<1.8	<5.0	<2.1	<3.1	<2.1	<0.0072	<65.6	<3.0	<53.9	<91.0	<24.1	<3.5	<144	<8.5
	10/16/24	<1.7	<2.0	<1.8	<5.0	<2.1	<3.1	<2.1	<0.0081	<65.6	<3.0	<53.9	<91.0	<24.1	<3.5	<144	<8.5
	5/19/25	<1.7	<2.0	<1.8	<5.0	<2.1	<3.1	<2.1	<0.0078	<65.6	<3.0	<53.9	<91.0	<24.1	<3.5	<144	<8.5
	11/4/25	<1.7	<2.0	<1.8	<5.0	<2.1	<3.1	<2.1	<0.0074	<65.6	<3.0	<53.9	<91.0	<24.1	<3.5	<144	<8.5
	6/29/26	<1.7	<2.0	<1.8	<5.0	<2.1	<3.1	<2.1	<0.0076	<65.6	<3.0	<53.9	<91.0	<24.1	<3.5	<144	<8.5

TABLE 1
GROUNDWATER COC COCENTRATION DATA
JUNE 29, 2026 SAMPLING EVENT
UST - UNKNOWN 14324
SENECA, SOUTH CAROLINA
MECI PROJECT# 26-8772
UST PERMIT# 14324

Well ID#	Sample Date	Benzene (µg/l)	Toluene (µg/l)	Ethylbenzene (µg/l)	Total Xylenes (µg/l)	Naphthalene (µg/l)	MTBE (µg/l)	1,2 DCA (µg/l)	EDB (µg/l)	TAA (µg/l)	TAME (µg/l)	ETBA (µg/l)	TBA (µg/l)	TBF (µg/l)	DIPE (µg/l)	Ethanol (µg/l)	ETBE (µg/l)
		RBSL	***RBSL***	***RBSL***	***RBSL***	***RBSL***	***RBSL***	***RBSL***	***RBSL***	***RBSL***	***RBSL***	***RBSL***	***RBSL***	***RBSL***	***RBSL***	***RBSL***	***RBSL***
		5	***1000***	***700***	***10000***	***25***	***40***	***5***	***0.05***	***240***	***128***	***NE***	***1400***	***NE***	***150***	***10000***	***47***
DDW-2	8/3/22	2.74	<0.250	<0.200	0.978 J	<2.40	<0.810	0.501 J	<0.00506	9.71 J	<0.780	<7.00	<6.90	<6.90	<0.700	<50.0	<0.720
	4/25/23	<1.7	<2.0	<1.8	<5.0	<2.1	<3.1	<2.1	<0.0073	<65.6	<3.0	<53.9	<91.0	<24.1	<3.5	<144	<8.5
	10/16/24	<1.7	<2.0	<1.8	<5.0	<2.1	<3.1	<2.1	<0.0081	<65.6	<3.0	<53.9	<91.0	<24.1	<3.5	<144	<8.5
	5/19/25	<1.7	<2.0	<1.8	<5.0	<2.1	<3.1	<2.1	<0.0078	<65.6	<3.0	<53.9	<91.0	<24.1	<3.5	<144	<8.5
	11/4/25	<1.7	<2.0	<1.8	<5.0	<2.1	<3.1	<2.1	<0.0075	<65.6	<3.0	<53.9	<91.0	<24.1	<3.5	<144	<8.5
	6/29/26	<1.7	<2.0	<1.8	<5.0	<2.1	<3.1	<2.1	<0.0075	<65.6	<3.0	<53.9	<91.0	<24.1	<3.5	<144	<8.5
DDW-3	8/3/22	<0.270	<0.250	<0.200	<0.230	<2.40	<0.810	<0.250	0.00626 J	<8.60	<0.780	<7.00	<6.90	<6.90	<0.700	<50.0	<0.720
	4/25/23	<1.7	<2.0	<1.8	<5.0	<2.1	<3.1	<2.1	<0.0075	<65.6	<3.0	<53.9	<91.0	<24.1	<3.5	<144	<8.5
	10/16/24	<1.7	<2.0	<1.8	<5.0	<2.1	<3.1	<2.1	<0.0081	<65.6	<3.0	<53.9	<91.0	<24.1	<3.5	<144	<8.5
	5/19/25	<1.7	<2.0	<1.8	<5.0	<2.1	<3.1	<2.1	<0.0077	<65.6	<3.0	<53.9	<91.0	<24.1	<3.5	<144	<8.5
	11/4/25	<1.7	<2.0	<1.8	<5.0	<2.1	<3.1	<2.1	<0.0074	<65.6	<3.0	<53.9	<91.0	<24.1	<3.5	<144	<8.5
	6/29/26	<1.7	<2.0	<1.8	<5.0	<2.1	<3.1	<2.1	<0.0072	<65.6	<3.0	<53.9	<91.0	<24.1	<3.5	<144	<8.5
DDW-4	8/3/22	**33.7**	<0.250	<0.200	<0.230	<2.40	<0.810	**12.4**	**0.256**	235	<0.780	<7.00	41.0 J	<6.90	9.29 J	<50.0	<0.720
	4/25/23	<1.7	<2.0	<1.8	<5.0	<2.1	<3.1	<2.1	<0.0074	<65.6	<3.0	<53.9	<91.0	<24.1	<3.5	<144	<8.5
	10/16/24	<1.7	<2.0	<1.8	<5.0	<2.1	<3.1	<2.1	<0.0083	<65.6	<3.0	<53.9	<91.0	<24.1	<3.5	<144	<8.5
	5/19/25	<1.7	<2.0	<1.8	<5.0	<2.1	<3.1	<2.1	<0.0080	<65.6	<3.0	<53.9	<91.0	<24.1	<3.5	<144	<8.5
	11/4/25	<1.7	<2.0	<1.8	<5.0	<2.1	<3.1	<2.1	0.022	<65.6	<3.0	<53.9	<91.0	<24.1	<3.5	<144	<8.5
	6/29/26	<1.7	<2.0	<1.8	<5.0	<2.1	<3.1	<2.1	<0.0074	<65.6	<3.0	<53.9	<91.0	<24.1	<3.5	<144	<8.5
RW-1	5/30/18	NL	NL	NL	NL	NL	NL	NL	NL	NL	NL	NL	NL	NL	NL	NL	NL
	4/7/20	**10200**	**33900**	**2830**	**16300**	**887J**	<1,000	<1,000	**125**	<20,000	<2,000	<20,000	<20,000	<10,000	<1,000	<40,000	<2,000
	8/3/22	**FPP**	**FPP**	**FPP**	**FPP**	**FPP**	**FPP**	**FPP**	**FPP**	**FPP**	**FPP**	**FPP**	**FPP**	**FPP**	**FPP**	**FPP**	**FPP**
	4/25/23	**7200**	**23300**	**2360**	**17600**	**855 J**	<620	<412	**179**	<13100	<608	<10800	<18200	<4820	<698	<28800	<1690
	10/16/24*	**20600**	**37500**	**2530**	**15800**	**779 J**	<620	<412	**507**	<13100	<608	<10800	<18200	<4820	<698	<28800	<1690
	5/19/25	**19800**	**35400**	**2230**	**13700**	**663 J**	<620	<412	**433**	<13100	<608	<10800	<18200	<4820	<698	<28800	<1690
	11/4/25*	**22600**	**39700**	**2540**	**15300**	**1080 J**	<775	<515	**1510**	<16400	<760	<13500	<22800	<6020	<872	<36000	<2120
	6/29/26*	**25500**	**37600**	**2450**	**15400**	**940 J**	<620	<412	**698**	<13100	<608	<10800	<18200	<4820	<698	<28800	<1690
RW-2	5/30/18	<100	861	**936**	5,700	**263**	<100	<100	<0.020	<2,000	<200	<2,000	<2,000	<1,000	<100	<4,000	<200
	4/7/20	<10.0	34	121	563	**52.5**	<10.0	<10.0	<0.020	<200	<20.0	<200	<200	<100	<10.0	<400	<20.0
	8/3/22	<2.70	45.1	195	947	**88.5**	<8.10	<2.50	<0.00507	<86.0	<7.80	<70.0	<69.0	<69.0	<7.00	<500	<7.20
	4/25/23	<3.5	58.3	231	696	**106**	<6.2	<4.1	<0.0074	138 J	<6.1	<108	<182	<48.2	<7.0	<288	<16.9
	10/16/24	<8.7	182	**718**	2190	**412**	<15.5	<10.3	**0.13**	<328	<15.2	<270	<455	<120	<17.4	<720	<42.3
	5/19/25	<8.7	141	658	2230	**410**	<15.5	<10.3	<0.0085	<328	<15.2	<270	<455	<120	<17.4	<720	<42.3
	11/4/25*	<21.8	437	**1210**	3730	**545**	<38.8	<25.8	<0.0076	<820	<38.0	<674	<1140	<301	<43.6	<1800	<106
	6/29/26*	**32.9 J**	752	**1490**	4620	**541**	<38.8	<25.8	<0.0073	**858 J**	<38.0	<674	<1140	<301	<43.6	<1800	<106
RW-3	5/30/18	**1020**	**4120**	**2550**	**14900**	**686**	<250	<250	**0.66**	<5,000	<500	<5,000	<5,000	<2,500	<250	<10,000	<500
	4/7/20	**449**	**2090**	**2980**	**13100**	**471**	<200	<200	**0.81**	<4,000	<400	<4,000	<4,000	<2,000	<200	<8,000	<400
	8/3/22	**FPP**	**FPP**	**FPP**	**FPP**	**FPP**	**FPP**	**FPP**	**FPP**	**FPP**	**FPP**	**FPP**	**FPP**	**FPP**	**FPP**	**FPP**	**FPP**
	4/25/23	**149 J**	**1380**	**3350**	**13800**	**708**	<124	<82.4	<0.0075	<2620	<122	<2160	<3640	<964	<140	<5760	<338
	10/16/24*	**217**	**1560**	**2840**	**12300**	**595**	<124	<82.4	**0.27**	<2620	<122	<2160	<3640	<964	<140	<5760	<338
	5/19/25	**145 J**	**1090**	**3040**	**12700**	**927**	<124	<82.4	**0.13**	<2620	<122	<2160	<3640	<964	<140	<5760	<338
	11/4/25*	**344**	**1160**	**2810**	**12000**	**834**	<124	<82.4	**0.21**	<2620	<122	<2160	<3640	<964	<140	<5760	<338
	6/29/26*	**512**	**1110**	**3280**	**13400**	**830**	<124	<82.4	<0.0074	<2620	<122	<2160	<3640	<964	<140	<5760	<338
RW-4	5/30/18	**30600**	**38600**	**2700**	**14000**	**956J**	<1,250	**562J**	**1850**	<25,000	<2,500	<25,000	<25,000	<12,500	**694J**	<50,000	<2,500
	4/7/20	**15400**	**29000**	**2060**	**13200**	**764J**	<1,000	<1,000	**40.7**	<20,000	<2,000	<20,000	<20,000	<10,000	<1,000	<40,000	<2,000
	8/3/22	**FPP**	**FPP**	**FPP**	**FPP**	**FPP**	**FPP**	**FPP**	**FPP**	**FPP**	**FPP**	**FPP**	**FPP**	**FPP**	**FPP**	**FPP**	**FPP**
	4/25/23	**22000**	**35600**	**2340**	**15300**	**520 J**	<620	<412	**832**	<13100	<608	<10800	<18200	<4820	<698	<28800	<1690
	10/16/24*	**28900**	**33500**	**2250**	**13900**	**673 J**	<620	<412	**1370**	<13100	<608	<10800	<18200	<4820	<698	<28800	<1690
	5/19/25	**27200**	**33800**	**2370**	**15200**	**743 J**	<620	<412	**854**	<13100	<608	<10800	<18200	<4820	<698	<28800	<1690
	11/4/25*	**27300**	**31000**	**2050**	**13200**	**950 J**	<620	<412	**2620**	<13100	<608	<10800	<18200	<4820	<698	<28800	<1690
	6/29/26*	**36000**	**39700**	**2850**	**17100**	**1040**	<620	<412	**1510**	<13100	<608	<10800	<18200	<4820	<698	<28800	<1690
RW-5	5/30/18	**28800**	**36600**	**2430**	**12400**	**614J**	<1,250	<1,250	**612**	<25,000	<2,500	<25,000	<25,000	<12,500	<1,250	<50,000	<2,500
	4/7/20	**16600**	**27400**	**1740**	**10800**	**702J**	<1,250	<1,250	**230**	<25,000	<2,500	<25,000	<25,000	<12,500	<1,250	<50,000	<2,500
	8/3/22	**FPP**	**FPP**	**FPP**	**FPP**	**FPP**	**FPP**	**FPP**	**FPP**	**FPP**	**FPP**	**FPP**	**FPP**	**FPP**	**FPP**	**FPP**	**FPP**
	4/25/23	**20100**	**38700**	**2130**	**13300**	**913 J**	<775	<515	**384**	<16400	<760	<13500	<22800	<6020	<872	<36000	<2120
	10/16/24*	**23400**	**35500**	**2390**	**12900**	**796 J**	<775	<515	<0.0081	<16400	<760	<13500	<22800	<6020	<872	<36000	<2120
	5/19/25*	**25500**	**36100**	**2210**	**12400**	**865 J**	<775	<515	**682**	<16400	<760	<13500	<22800	<6020	<872	<36000	<2120
	11/4/25*	**25600**	**34800**	**2190**	**11900**	**865 J**	<775	<515	**786**	<16400	<760	<13500	<22800	<6020	<872	<36000	<2120
	6/29/26*	**26900**	**34500**	**2230**	**12400**	**844 J**	<775	<515	**935**	<16400	<760	<13500	<22800	<6020	<872	<36000	<2120

TABLE 1
GROUNDWATER COC COCENTRATION DATA
JUNE 29, 2026 SAMPLING EVENT
UST - UNKNOWN 14324
SENECA, SOUTH CAROLINA
MECI PROJECT# 26-8772
UST PERMIT# 14324

Well ID#	Sample Date	Benzene (µg/l)	Toluene (µg/l)	Ethylbenzene (µg/l)	Total Xylenes (µg/l)	Naphthalene (µg/l)	MTBE (µg/l)	1,2 DCA (µg/l)	EDB (µg/l)	TAA (µg/l)	TAME (µg/l)	ETBA (µg/l)	TBA (µg/l)	TBF (µg/l)	DIPE (µg/l)	Ethanol (µg/l)	ETBE (µg/l)
		RBSL 5	***RBSL 1000***	***RBSL 700***	***RBSL 10000***	***RBSL 25***	***RBSL 40***	***RBSL 5***	***RBSL 0.05***	***RBSL 240***	***RBSL 128***	***RBSL NE***	***RBSL 1400***	***RBSL NE***	***RBSL 150***	***RBSL 10000***	***RBSL 47***
EP-4	8/10/13	NS	NS	NS	NS	NS	NS	NS	NS	NS	NS	NS	NS	NS	NS	NS	NS
	11/6/13	NS	NS	NS	NS	NS	NS	NS	NS	NS	NS	NS	NS	NS	NS	NS	NS
	3/12/15	**155**	**4830**	**1730**	9990	**897**	<100	<100	<0.020	<2,000	<200	<2,000	<2,000	<1,000	<100	<4,000	<200
	5/30/18	**FPP**	**FPP**	**FPP**	**FPP**	**FPP**	**FPP**	**FPP**	**FPP**	**FPP**	**FPP**	**FPP**	**FPP**	**FPP**	**FPP**	**FPP**	**FPP**
	4/7/20	**21.2J**	633	606	3250	**270**	<50.0	<50.0	<0.020	<1,000	<100	<1,000	<1,000	<500	<50.0	<2,000	<100
	8/3/22	**85.8 J**	**1750**	**1010**	5380	**365 J**	<81.0	<25.0	0.0165 J	<860	<78.0	<700	<690	<690	<70.0	<5000	<72.0
	4/25/23	**24.0 J**	**1210**	**828**	5430	**308**	<31.0	<20.6	0.040	<656	<30.4	<539	<910	<241	<34.9	<1440	<84.6
	10/16/24*	**264**	**3590**	**1550**	8900	**722**	<77.5	<51.5	<0.0080	<1640	<76.0	<1350	<2280	<602	<87.2	<3600	<212
	5/19/25	**316**	**4960**	**1690**	**10300**	**638**	<124	<82.4	<0.0077	<2620	<122	<2160	<3640	<964	<140	<5760	<338
	11/4/25*	**592**	**7010**	**2060**	**12800**	**1510**	<310	<206	<0.0074	<6560	<304	<5390	<9100	<2410	<349	<14400	<846
	6/29/26*	**397**	**5730**	**1610**	9470	**725**	<124	<82.4	<0.0073	<2620	<122	<2160	<3640	<964	<140	<5760	<338
EP-12	8/10/13	NS	NS	NS	NS	NS	NS	NS	NS	NS	NS	NS	NS	NS	NS	NS	NS
	11/6/13	NS	NS	NS	NS	NS	NS	NS	NS	NS	NS	NS	NS	NS	NS	NS	NS
	3/12/15	**8600**	**16600**	**1060**	**12600**	**1380**	<625	<625	**298**	<12,500	<1,250	<12,500	<12,500	<6250	<625	<25,000	<1,250
	5/30/18	NL	NL	NL	NL	NL	NL	NL	NL	NL	NL	NL	NL	NL	NL	NL	NL
	4/7/20	**2890**	**6410**	428	6910	**599**	<250	<250	**40.8**	<5,000	<500	<5,000	<5,000	<2,500	<250	<10,000	<500
	8/3/22	**6650**	**28300**	**9880**	**123000**	**33100**	<1620	<500	**103**	<17200	<1560	<14000	<13800	<13800	<1400	<100000	<1440
	4/25/23	**4420**	**15100**	**1300**	**11400**	**1020**	<388	<258	**62.0**	<8200	<380	<6740	<11400	<3010	<436	<18000	<1060
	10/16/24	**8280**	**16600**	**1140**	**11200**	**753**	<388	<258	**224**	<8200	<380	<6740	<11400	<3010	<436	<18000	<1060
	5/19/25	**9900**	**13300**	**875**	**24000**	**1760**	<388	<258	**204**	<8200	<380	<6740	<11400	<3010	<436	<18000	<1060
	11/4/25*	**14900**	**23600**	**1420**	**16400**	**1050**	<388	<258	**567**	<8200	<380	<6740	<11400	<3010	<436	<18000	<1060
	6/29/26*	**13600**	**20500**	**1370**	**15700**	**1170**	<388	<258	**382**	<8200	<380	<6740	<11400	<3010	<436	<18000	<1060
EP-16	8/10/13	NS	NS	NS	NS	NS	NS	NS	NS	NS	NS	NS	NS	NS	NS	NS	NS
	11/6/13	NS	NS	NS	NS	NS	NS	NS	NS	NS	NS	NS	NS	NS	NS	NS	NS
	3/12/15	**4540**	**9720**	**1140**	**16400**	**31800**	<500	<500	**876**	<10,000	<1,000	<1,000	<10,000	<5,000	<500	<20,000	<1,000
	5/30/18	**7010**	**13200**	**1050**	**13500**	**1260**	<500	<500	**457**	<10,000	<1,000	<1,000	<10,000	<5,000	<500	<20,000	<1,000
	4/7/20	**1900**	**5170**	375	7160	**609**	<250	<250	**91.9**	<5,000	<500	<5,000	<5,000	<2,500	<250	<10,000	<250
	8/3/22	**FPP**	**FPP**	**FPP**	**FPP**	**FPP**	**FPP**	**FPP**	**FPP**	**FPP**	**FPP**	**FPP**	**FPP**	**FPP**	**FPP**	**FPP**	**FPP**
	4/25/23	**FPP**	**FPP**	**FPP**	**FPP**	**FPP**	**FPP**	**FPP**	**FPP**	**FPP**	**FPP**	**FPP**	**FPP**	**FPP**	**FPP**	**FPP**	**FPP**
	10/16/24	**9600**	**17600**	**1100**	**13100**	**1050**	<388	<258	<0.0079	<8200	<380	<6740	<11400	<3010	<436	<18000	<1060
	5/19/25	**10100**	**22700**	**1440**	**18300**	**1050**	<620	<412	**373**	<13100	<608	<10800	<18200	<4820	<698	<28800	<1690
	11/4/25	**11400**	**23200**	**1320**	**17100**	**989 J**	<620	<412	**834**	<13100	<608	<10800	<18200	<4820	<698	<28800	<1690
	6/29/26*	**11000**	**21100**	**1320**	**16300**	**1250**	<388	<258	**766**	<8200	<380	<6740	<11400	<3010	<436	<18000	<1060
EP-20	8/10/13	NS	NS	NS	NS	NS	NS	NS	NS	NS	NS	NS	NS	NS	NS	NS	NS
	11/6/13	NS	NS	NS	NS	NS	NS	NS	NS	NS	NS	NS	NS	NS	NS	NS	NS
	3/12/15	**7730**	**16100**	550	**13000**	**1610**	<250	**156J**	**604**	<5,000	<500	<5,000	<5,000	<2,500	99.1J	<10,000	<500
	5/30/18	**7810**	**9720**	290J	**15600**	**1290**	<500	<500	**704**	<10,000	<1,000	<1,000	<10,000	<5,000	**173J**	<20,000	<1,000
	4/7/20	**6050**	**12500**	691	**12500**	**817**	<500	<500	**182**	<10,000	<1,000	<10,000	<10,000	<5,000	<500	<20,000	<1,000
	8/3/22	**14700**	**30700**	**1780**	**17500**	**1240 J**	<203	<62.5	**412**	<2150	<195	<1750	<1730	<1730	<175	<12500	<180
	4/25/23	**8350**	**18200**	**907 J**	**12900**	**983 J**	<620	<412	**296**	<13100	<608	<10800	<18200	<4820	<698	<28800	<1690
	10/16/24	**14500**	**30500**	**2050**	**22400**	**2250**	<620	<412	<0.0078	<13100	<608	<10800	<18200	<4820	<698	<28800	<1690
	5/19/25	**12400**	**24600**	**1150**	**15000**	**1210**	<620	<412	**437**	<13100	<608	<10800	<18200	<4820	<698	<28800	<1690
	11/4/25	**12900**	**27200**	**1370**	**17400**	**1140**	<620	<412	**875**	<13100	<608	<10800	<18200	<4820	<698	<28800	<1690
	6/29/26	DRY	DRY	DRY	DRY	DRY	DRY	DRY	DRY	DRY	DRY	DRY	DRY	DRY	DRY	DRY	DRY
SW-1	4/7/20	<1.0	<1.0	<1.0	<1.0	<1.0	<1.0	<1.0	<0.020	<100	<10.0	<100	<100	<50.0	<1.0	<200	<10.0
	8/3/22	<0.270	<0.250	<0.200	<0.230	<2.40	<0.810	<0.250	<0.00510	<8.60	<0.780	<7.00	<6.90	<6.90	<0.700	<50.0	<0.720
	4/25/23	<0.34	<0.48	<0.30	<0.34	<0.64	<0.42	<0.32	<0.0075	<36.4	<2.7	<51.9	<26.8	<29.4	<0.31	<72.2	<3.2
	10/16/24	<0.34	<0.48	<0.30	<0.34	<0.64	1.2	<0.32	<0.0077	<36.4	<2.7	<51.9	<26.8	<29.4	<0.31	<72.2	<3.2
	5/19/25	<0.34	<0.48	<0.30	<0.34	<0.64	<0.42	<0.32	**0.076**	<36.4	<2.7	<51.9	<26.8	<29.4	<0.31	<72.2	<3.2
	11/4/25	<0.34	<0.48	<0.30	<0.34	<0.64	<0.42	<0.32	<0.0074	<36.4	<2.7	<51.9	<26.8	<29.4	<0.31	<72.2	<3.2
	6/29/26	<0.34	<0.48	<0.30	<0.34	<0.64	<0.42	<0.32	<0.0075	<36.4	<2.7	<51.9	<26.8	<29.4	<0.31	<72.2	<3.2
SW-2	8/3/22	0.546 J	<0.250	<0.200	<0.230	<2.40	<0.810	0.303 J	<0.0503	<8.60	<0.780	<7.00	<6.90	<6.90	<0.700	<50.0	<0.720
	4/25/23	<0.34	<0.48	<0.30	<0.34	<0.64	<0.42	<0.32	<0.0075	<36.4	<2.7	<51.9	<26.8	<29.4	<0.31	<72.2	<3.2
	10/16/24	<0.34	<0.48	<0.30	<0.34	<0.64	1.3	<0.32	<0.0082	<36.4	<2.7	<51.9	<26.8	<29.4	<0.31	<72.2	<3.2
	5/19/25	<0.34	<0.48	<0.30	<0.34	<0.64	<0.42	<0.32	<0.0081	<36.4	<2.7	<51.9	<26.8	<29.4	<0.31	<72.2	<3.2
	11/4/25	<0.34	<0.48	<0.30	<0.34	<0.64	<0.42	<0.32	<0.0077	<36.4	<2.7	<51.9	<26.8	<29.4	<0.31	<72.2	<3.2
	6/29/26	<0.34	<0.48	<0.30	<0.34	<0.64	<0.42	<0.32	<0.0073	<36.4	<2.7	<51.9	<26.8	<29.4	<0.31	<72.2	<3.2
SW-3	8/3/22	<0.270	<0.250	<0.200	<0.230	<2.40	<0.810	<0.250	<0.00500	<8.60	<0.780	<7.00	<6.90	<6.90	<0.700	<50.0	<0.720
	4/25/23	<0.34	<0.48	<0.30	<0.34	<0.64	<0.42	<0.32	<0.0073	<36.4	<2.7	<51.9	<26.8	<29.4	<0.31	<72.2	<3.2
	10/16/24	<0.34	<0.48	<0.30	<0.34	<0.64	<0.42	<0.32	<0.0083	<36.4	<2.7	<51.9	<26.8	<29.4	<0.31	<72.2	<3.2
	5/19/25	<0.34	<0.48	<0.30	<0.34	<0.64	<0.42	<0.32	<0.0078	<36.4	<2.7	<51.9	<26.8	<29.4	<0.31	<72.2	<3.2
	11/4/25	<0.34	0.54 J	<0.30	<0.34	<0.64	<0.42	<0.32	<0.0074	<36.4	<2.7	<51.9	<26.8	<29.4	<0.31	<72.2	<3.2
	6/29/26	<0.34	<0.48	<0.30	<0.34	<0.64	<0.42	<0.32	<0.0074	<36.4	<2.7	<51.9	<26.8	<29.4	<0.31	<72.2	<3.2

TABLE 1
GROUNDWATER COC COCENTRATION DATA
JUNE 29, 2026 SAMPLING EVENT
UST - UNKNOWN 14324
SENECA, SOUTH CAROLINA
MECI PROJECT# 26-8772
UST PERMIT# 14324

Well ID#	Sample Date	Benzene (µg/l)	Toluene (µg/l)	Ethylbenzene (µg/l)	Total Xylenes (µg/l)	Naphthalene (µg/l)	MTBE (µg/l)	1,2 DCA (µg/l)	EDB (µg/l)	TAA (µg/l)	TAME (µg/l)	ETBA (µg/l)	TBA (µg/l)	TBF (µg/l)	DIPE (µg/l)	Ethanol (µg/l)	ETBE (µg/l)
		RBSL	*RBSL*	*RBSL*	*RBSL*	*RBSL*	*RBSL*	*RBSL*	*RBSL*	*RBSL*	*RBSL*	*RBSL*	*RBSL*	*RBSL*	*RBSL*	*RBSL*	*RBSL*
		5	*1000*	*700*	*10000*	*25*	*40*	*5*	*0.05*	*240*	*128*	*NE*	*1400*	*NE*	*150*	*10000*	*47*
SW-4	8/3/22	<0.270	<0.250	<0.200	<0.230	<2.40	<0.810	<0.250	**0.0503**	<8.60	<0.780	<7.00	<6.90	<6.90	<0.700	<50.0	<0.720
	4/25/23	<0.34	<0.48	<0.30	<0.34	<0.64	<0.42	<0.32	<0.0074	<36.4	<2.7	<51.9	<26.8	<29.4	<0.31	<72.2	<3.2
	10/16/24	<0.34	<0.48	<0.30	<0.34	<0.64	1.2	<0.32	<0.0082	<36.4	<2.7	<51.9	<26.8	<29.4	<0.31	<72.2	<3.2
	5/19/25	<0.34	<0.48	<0.30	<0.34	<0.64	<0.42	<0.32	<0.0076	<36.4	<2.7	<51.9	<26.8	<29.4	<0.31	<72.2	<3.2
	11/4/25	<0.34	0.56 J	<0.30	<0.34	<0.64	<0.42	<0.32	<0.0076	<36.4	<2.7	<51.9	<26.8	<29.4	<0.31	<72.2	<3.2
	6/29/26	<0.34	<0.48	<0.30	<0.34	<0.64	<0.42	<0.32	<0.0077	<36.4	<2.7	<51.9	<26.8	<29.4	<0.31	<72.2	<3.2
DUP (EP-16)	3/12/15	**5150**	**10800**	**1300**	**17400**	**1960**	<500	<500	**876**	<10,000	<1,000	<10,000	<10,000	<5,000	<500	<20,000	<1,000
DUP-1 (MW-13)	5/30/18	**3010**	**3370**	570	3960	**528**	<100	<100	**58.1**	<2,000	<200	<2,000	<2,000	<1,000	<100	<4,000	<200
DUP-1 (MW-13)	4/7/20	**1250**	**3060**	297	1890	**147**	<100	<100	**15.7**	<2,000	<200	<2,000	<2,000	<1,000	<100	<4,000	<200
DUP-2 (MW-2)	4/7/20	**12800**	**30800**	**2160**	**11200**	**595J**	<1,000	<1,000	**102**	<20,000	<2,000	<20,000	<20,000	<10,000	<1,000	<40,000	<2,000
DUP-1 (MW-12)	8/3/22	**3180**	**12000**	**1070**	5800	**436 J**	<81.0	**55.7 J**	**19.2**	<860	<78.0	<700	<690	<690	72.2 J	<5000	<72.0
DUP-2 (RW-2)	8/3/22	<2.70	102	288	1520	**110**	<8.10	<2.50	0.0298	<86.0	<7.80	<70.0	<69.0	<69.0	<7.00	<500	<7.20
DUP-1 (EP-20)	4/25/23	**11100**	**24400**	**1150**	**17000**	**1210**	<620	<412	**381**	<13100	<608	<10800	<18200	<4820	<698	<28800	<1690
DUP-2 (EP-12)	4/25/23	**4400**	**15400**	**1310**	**11800**	**1070**	<388	<258	**76.3**	<8200	<380	<6740	<11400	<3010	<436	<18000	<1060
DUP-3 (RW-1)	4/25/23	**11400**	**35900**	**2790**	**18900**	**954 J**	<620	<412	**206**	<13100	<608	<10800	<18200	<4820	<698	<28800	<1690
DUP-1 (EP-12)	10/16/24	**11300**	**22300**	**1370**	**13900**	**1260**	<620	<412	**178**	<13100	<608	<10800	<18200	<4820	<698	<28800	<1690
DUP-2 (RW-3)	10/16/24	**293**	**1580**	**2360**	9980	**700**	<124	<82.4	**0.31**	<2620	<122	<2160	<3640	<964	<140	<5760	<338
DUP-3 (EP-16)	10/16/24	**7470**	**13300**	**1050**	**11600**	**1250**	<388	<258	<0.0078	<8200	<380	<6740	<11400	<3010	<436	<18000	<1060
DUP-1 (MW-20)	5/19/25	**1570**	434	663	2880	**231**	<38.8	<25.8	**4.0**	<820	<38.0	<674	<1140	<301	<43.6	<1800	<106
DUP-2 (MW-13)	5/19/25	**4770**	**10600**	**1110**	5960	**335 J**	<310	<206	**27.0**	<6560	<304	<5390	<9100	<2410	<349	<14400	<846
DUP-3 (MW-22)	5/19/25	**3260**	**6800**	578	3140	**160 J**	<155	<103	**34.2**	<3280	<152	<2700	<4550	<1200	<174	<7200	<423
DUP-1 (DW-4)	11/4/25	**1530**	<20.1	<18.4	348	**66.4**	<31.0	**31.2 J**	**0.91**	<656	<30.4	<539	<910	<241	<34.9	<1440	<84.6
DUP-2 (MW-20)	11/4/25	**1790**	447	**804**	3310	**338**	<38.8	<25.8	**4.7**	<820	<38.0	<674	<1140	<301	<43.6	<1800	<106
DUP-3 (MW-12)	11/4/25	**1460**	**4520**	286	3090	**263**	<124	<82.4	**38.9**	<2620	<122	<2160	<3640	<964	<140	<5760	<338
DUP-1 (DW-4)	6/29/26	**1970**	<25.1	<23.0	468	**59.5 J**	<38.8	**36.7 J**	<0.0073	**895 J**	<38.0	<674	<1140	<301	<43.6	<1800	<106
DUP-2 (DW-2)	6/29/26	**5790**	**9360**	**843**	5320	**377**	<155	<103	**56.4**	<3280	<152	<2700	<4550	<1200	<174	<7200	<423
DUP-3 (MW-13)	6/29/26	**5250**	**12700**	**1230**	6600	**327 J**	<310	<206	**73.7**	<6560	<304	<5390	<9100	<2410	<349	<14400	<846
Field Blank	3/12/15	<5.0	<5.0	<5.0	<5.0	<5.0	<5.0	<5.0	**0.28**	<100	<10	<100	<100	<100	<10	<1,000	<100
	5/30/18	<5.0	<5.0	<5.0	<5.0	<5.0	<5.0	<5.0	0.022	<100	<10	<100	<100	<100	<5	<1,000	<100
	4/7/20	<5.0	<5.0	<5.0	<5.0	<5.0	<5.0	<5.0	<0.020	<100	<10	<100	<100	<100	<5	<200	<100
	8/3/22	<0.270	<0.250	<0.200	<0.230	<2.40	<0.810	<0.250	0.00591 J	<8.60	<0.780	<7.00	<6.90	<6.90	<0.700	<50.0	<0.720
	4/24/23	<1.7	<2.0	<1.8	<5.0	<2.1	<3.1	<2.1	0.030	<65.6	<3.0	<53.9	<91.0	<24.1	<3.5	<144	<8.5
	4/25/23	<1.7	<2.0	<1.8	<5.0	<2.1	<3.1	<2.1	<0.0074	<65.6	<3.0	<53.9	<91.0	<24.1	<3.5	<144	<8.5
	10/16/24	<1.7	<2.0	<1.8	<5.0	<2.1	<3.1	<2.1	<0.0073	<65.6	<3.0	<53.9	<91.0	<24.1	<3.5	<144	<8.5
	5/19/25	<1.7	<2.0	<1.8	<5.0	<2.1	<3.1	<2.1	<0.0077	<65.6	<3.0	<53.9	<91.0	<24.1	<3.5	<144	<8.5
	11/4/25	<1.7	<2.0	<1.8	<5.0	<2.1	<3.1	<2.1	<0.0074	<65.6	<3.0	<53.9	<91.0	<24.1	<3.5	<144	<8.5
	6/29/26	<1.7	<2.0	<1.8	<5.0	<2.1	<3.1	<2.1	<0.0073	<65.6	<3.0	<53.9	<91.0	<24.1	<3.5	<144	<8.5
Trip Blank	3/12/15	<5.0	<5.0	<5.0	<5.0	<5.0	<5.0	<5.0	NT	<100	<10	<100	<100	<100	<10	<1,000	<100
	5/30/18	<5.0	<5.0	<5.0	<5.0	<5.0	<5.0	<5.0	NT	<100	<10	<100	<100	<100	<5	<1,000	<100
	4/7/20	<5.0	<5.0	<5.0	<5.0	<5.0	<5.0	<5.0	NT	<100	<10	<100	<100	<100	<10	<200	<100
	4/7/20	<5.0	<5.0	<5.0	<5.0	<5.0	<5.0	<5.0	NT	<100	<10	<100	<100	<100	<5	<200	<100
	8/3/22	<0.270	<0.250	<0.200	<0.230	<2.40	<0.810	<0.250	NT	<8.60	<0.780	<7.00	<6.90	<6.90	<0.700	<50.0	<0.720
	8/3/22	<0.270	<0.250	<0.200	<0.230	<2.40	<0.810	<0.250	NT	<8.60	<0.780	<7.00	<6.90	<6.90	<0.700	<50.0	<0.720
	4/25/23	<1.7	<2.0	<1.8	<5.0	<2.1	<3.1	<2.1	NT	<65.6	<3.0	<53.9	<91.0	<24.1	<3.5	<144	<8.5
	4/25/23	<1.7	<2.0	<1.8	<5.0	<2.1	<3.1	<2.1	NT	<65.6	<3.0	<53.9	<91.0	<24.1	<3.5	<144	<8.5
	10/16/24	<1.7	<2.0	<1.8	<5.0	<2.1	<3.1	<2.1	NT	<65.6	<3.0	<53.9	<91.0	<24.1	<3.5	<144	<8.5
	10/16/24	<1.7	<2.0	<1.8	<5.0	<2.1	<3.1	<2.1	NT	<65.6	<3.0	<53.9	<91.0	<24.1	<3.5	<144	<8.5
	5/19/25	<1.7	<2.0	<1.8	<5.0	<2.1	<3.1	<2.1	NT	<65.6	<3.0	<53.9	<91.0	<24.1	<3.5	<144	<8.5
	5/19/25	<1.7	<2.0	<1.8	<5.0	<2.1	<3.1	<2.1	NT	<65.6	<3.0	<53.9	<91.0	<24.1	<3.5	<144	<8.5
	11/4/25	<1.7	<2.0	<1.8	<5.0	<2.1	<3.1	<2.1	NT	<65.6	<3.0	<53.9	<91.0	<24.1	<3.5	<144	<8.5
	11/4/25	<1.7	<2.0	<1.8	<5.0	<2.1	<3.1	<2.1	NT	<65.6	<3.0	<53.9	<91.0	<24.1	<3.5	<144	<8.5
	6/29/26	<1.7	<2.0	<1.8	<5.0	<2.1	<3.1	<2.1	NT	<65.6	<3.0	<53.9	<91.0	<24.1	<3.5	<144	<8.5
	6/29/26	<1.7	<2.0	<1.8	<5.0	<2.1	<3.1	<2.1	NT	<65.6	<3.0	<53.9	<91.0	<24.1	<3.5	<144	<8.5

Notes:

1. BDL = Below Practical Quantitative Limits
2. ug/l = micrograms per liter
3. mg/l = milligrams per liter
4. MTBE = Methyl-Tertiary-Butyl Ether
5. See Appendix for Laboratory Detection Limits
6. NL = Not Located
7. DRY = Well was Dry at the time of Sampling
8. NT = Not Tested.
9. EDB = Ethylene Dibromide
10. 1,2 DCA = 1,2-Dichloroethane
11. FPP = Free Phase Petroleum Product Gauged
12. * = Sample collected beneath Product
13. "J" Values used in Total BTEX Calculations
14. "J" values report concentrations above the method detection limits (MDL) and below actual reporting limit (RL).
15. B = Detected in Method Blank
16. S = MS/MSD Failure
17. P = The RPD between the two columns exceeds 40%.
18. DIPE = Diisopropyl Ether
19. ETBE = Ethyl ter-butyl Ether
20. TAA = tert-Amyl Alcohol
21. TAME = tert-Amyl Methyl Ether
22. TBA = ter-Butyl Alcohol
23. TBF = tert-Butyl Formate
24. ETBA = 3,3-Dimethyl-1-Butanol
25. ABD. = Well Has been Abandoned
26. **Bold data above the RBSL (Risk-Based Screening Level)**

TABLE 2
POTENTIOMETRIC DATA
JUNE 29, 2026 SAMPLING EVENT
UST - UNKNOWN 14324
SENECA, SOUTH CAROLINA
MECI PROJECT# 26-8772
UST PERMIT# 14324

Well Number	Sample Date	Screened Interval (ft BGS)	Depth to Product (ft)	Depth to Water (ft)	Product Thickness (ft)	Well-head Elevation	Groundwater Elevation
MW-1	8/10/2013	25-40	---	26.50	---	936.88	910.38
	11/6/2013		---	26.77	---		910.11
	3/12/2015		---	27.31	---		909.57
	6/24/2015		---	NM	---		NM
	5/30/2018		---	NL	---		NL
	4/7/2020		---	23.49	---		913.39
	8/3/2022		---	27.85	---		909.03
	4/25/2023		---	25.95	---		910.93
	10/16/2024*		29.23	29.28	0.05		907.64
	5/19/2025		---	28.90	---		907.98
	11/4/2025*		30.19	30.29	0.10		906.68
	6/29/2026		---	31.60	---		905.28
MW-2	8/10/2013	30-40	---	29.00	---	937.19	908.19
	11/6/2013		---	28.20	---		908.99
	3/12/2015		---	29.46	---		907.73
	6/24/2015		---	NM	---		NM
	5/30/2018		---	31.01	---		906.18
	4/7/2020		---	26.22	---		910.97
	8/3/2022		---	29.19	---		908.00
	4/25/2023		---	30.07	---		907.12
	10/16/2024		---	31.22	---		905.97
	5/19/2025		---	30.25	---		906.94
	11/4/2025		---	31.53	---		905.66
	6/29/2026		---	33.91	---		903.28
MW-3	8/10/2013	30-40	---	27.80	---	ABANDONED	N/A
	11/6/2013		---	27.12	---		N/A
	3/12/2015		---	28.07	---		N/A
	6/24/2015		---	NM	---		NM
	5/30/2018		---	ABANDONED	---		ABANDONED
MW-4	8/10/2013	30-40	---	28.34	---	937.64	909.30
	11/6/2013		---	NS	---		NS
	3/12/2015		---	28.81	---		908.83
	6/24/2015		---	NM	---		NM
	5/30/2018		---	NL	---		NL
	4/7/2020		---	24.96	---		912.68
	8/3/2022		---	28.57	---		909.07
	4/25/2023		---	30.11	---		907.53
	10/16/2024		---	30.32	---		907.32
	5/19/2025		---	31.18	---		906.46
	11/4/2025		---	30.99	---		906.65
	6/29/2026		---	32.15	---		905.49
MW-5	8/10/2013	60-65	---	27.26	---	936.64	909.38
	11/6/2013		---	26.78	---		909.86
	3/12/2015		---	27.89	---		908.75
	6/24/2015		---	NM	---		NM
	5/30/2018		---	29.29	---		907.35
	4/7/2020		---	24.10	---		912.54
	8/3/2022		---	28.45	---		908.19
	4/25/2023		---	26.25	---		910.39
	10/16/2024		---	29.29	---		907.35
	5/19/2025		---	28.75	---		907.89
	11/4/2025		---	29.69	---		906.95
	6/29/2026		---	30.73	---		905.91
MW-8	8/10/2013	N/A	---	37.08	---	ABANDONED	N/A
	11/6/2013		---	36.44	---		N/A
	3/12/2015		---	ABANDONED	---		ABANDONED

TABLE 2
POTENTIOMETRIC DATA
JUNE 29, 2026 SAMPLING EVENT
UST - UNKNOWN 14324
SENECA, SOUTH CAROLINA
MECI PROJECT# 26-8772
UST PERMIT# 14324

Well Number	Sample Date	Screened Interval (ft BGS)	Depth to Product (ft)	Depth to Water (ft)	Product Thickness (ft)	Well-head Elevation	Groundwater Elevation
MW-12	8/10/2013	60-65	---	32.22	---	937.69	905.47
	11/6/2013		---	31.10	---		906.59
	3/12/2015		---	32.55	---		905.14
	6/24/2015		---	NM	---		NM
	5/30/2018		---	34.75	---		902.94
	4/7/2020		---	29.03	---		908.66
	8/3/2022		---	32.15	---		905.54
	4/25/2023		---	31.05	---		906.64
	10/16/2024		---	33.32	---		904.37
	5/19/2025		---	33.07	---		904.62
	11/4/2025		---	35.23	---		902.46
	6/29/2026		---	35.24	---		902.45
MW-13	8/10/2013	36-46	---	32.03	---	937.99	905.96
	11/6/2013		---	31.45	---		906.54
	3/12/2015		---	34.15	---		903.84
	6/24/2015		---	NM	---		NM
	5/30/2018		---	34.41	---		903.58
	4/7/2020		---	29.55	---		908.44
	8/3/2022		---	32.51	---		905.48
	4/25/2023		---	36.11	---		901.88
	10/16/2024		---	34.21	---		903.78
	5/19/2025		---	36.04	---		901.95
	11/4/2025		---	34.75	---		903.24
	6/29/2026		---	35.81	---		902.18
MW-19	8/10/2013	35-45	---	33.20	---	ABANDONED	N/A
	11/6/2013		---	31.73	---		N/A
	3/12/2015		---	OBSTRUCTION	---		OBSTRUCTION
	6/24/2015		---	ABANDONED	---		ABANDONED
MW-19R	6/24/2015	30-40	---	34.08	---	937.63	903.55
	5/30/2018		---	34.80	---		902.83
	4/7/2020		---	29.78	---		907.85
	8/3/2022		---	32.73	---		904.90
	4/24/2023		---	31.50	---		906.13
	10/16/2024		---	35.50	---		902.13
	5/19/2025		---	31.02	---		906.61
	11/4/2025		---	35.86	---		901.77
	6/29/2026		---	35.93	---		901.70
MW-20	6/24/2015	30-40	---	33.92	---	936.87	902.95
	5/30/2018		---	32.30	---		904.57
	4/7/2020		---	27.30	---		909.57
	8/3/2022		---	30.20	---		906.67
	4/25/2023		---	31.07	---		905.80
	10/16/2024		---	33.32	---		903.55
	5/19/2025		---	31.71	---		905.16
	11/4/2025		---	32.90	---		903.97
	6/29/2026		---	34.03	---		902.84
MW-21	6/24/2015	30-40	---	30.96	---	NL	N/A
	5/30/2018		---	NL	---		NL
MW-21R	4/7/2020	22-32	---	28.52	---	934.95	906.43
	8/3/2022		---	28.21	---		906.74
	4/25/2023		---	26.32	---		908.63
	10/16/2024		---	30.00	---		904.95
	5/19/2025		---	25.86	---		909.09
	11/4/2025		---	30.31	---		904.64
	6/29/2026		---	DRY	---		DRY
MW-22	6/24/2015	30-40	---	33.10	---	937.61	904.51
	5/30/2018		---	31.43	---		906.18
	4/7/2020		---	26.22	---		911.39
	8/3/2022		---	29.82	---		907.79
	4/25/2023		---	30.19	---		907.42
	10/16/2024		---	32.22	---		905.39
	5/19/2025		---	30.79	---		906.82
	11/4/2025		---	31.96	---		905.65
	6/29/2026		---	33.07	---		904.54

TABLE 2
POTENTIOMETRIC DATA
JUNE 29, 2026 SAMPLING EVENT
UST - UNKNOWN 14324
SENECA, SOUTH CAROLINA
MECI PROJECT# 26-8772
UST PERMIT# 14324

Well Number	Sample Date	Screened Interval (ft BGS)	Depth to Product (ft)	Depth to Water (ft)	Product Thickness (ft)	Well-head Elevation	Groundwater Elevation
MW-23	6/24/2015	30-40	---	35.71	---	943.11	907.40
	5/30/2018		---	DRY	---		DRY
	4/7/2020		---	36.39	---		906.72
	8/3/2022		---	39.05	---		904.06
	4/24/2023		---	37.75	---		905.36
	10/16/2024		---	DRY	---		DRY
	5/19/2025		---	DRY	---		DRY
	11/4/2025		---	DRY	---		DRY
	6/29/2026		---	DRY	---		DRY
MW-24	6/24/2015	30-40	---	33.30	---	938.76	905.46
	5/30/2018		---	31.90	---		906.86
	4/7/2020		---	26.62	---		912.14
	8/3/2022		---	29.97	---		908.79
	4/25/2023		---	30.60	---		908.16
	10/16/2024		---	34.42	---		904.34
	5/19/2025		---	31.20	---		907.56
	11/4/2025		---	32.32	---		906.44
	6/29/2026		---	33.34	---		905.42
MW-25	6/24/2015	30-40	---	31.57	---	938.88	907.31
	5/30/2018		---	26.48	---		912.40
	4/7/2020		---	21.32	---		917.56
	8/3/2022		---	25.13	---		913.75
	4/25/2023		---	30.43	---		908.45
	10/16/2024		---	26.63	---		912.25
	5/19/2025		---	30.12	---		908.76
	11/4/2025		---	27.57	---		911.31
	6/29/2026		---	27.39	---		911.49
MW-26	6/24/2015	30-40	---	32.86	---	937.04	904.18
	5/30/2018*		29.42	29.52	0.10		907.61
	4/7/2020		---	24.16	---		912.88
	8/3/2022*		27.40	27.75	0.35		909.59
	4/25/2023*		25.95	29.96	4.01		910.49
	10/16/2024		---	30.16	---		906.88
	5/19/2025		---	30.35	---		906.69
	11/4/2025*		30.18	30.28	0.10		906.85
	6/29/2026*		31.30	31.45	0.15		905.72
MW-27	4/7/2020	30-40	---	29.66	---	938.17	908.51
	8/3/2022		---	32.66	---		905.51
	4/24/2023		---	30.18	---		907.99
	10/16/2024		---	34.55	---		903.62
	5/19/2025		---	33.84	---		904.33
	11/4/2025		---	35.75	---		902.42
	6/29/2026		---	37.06	---		901.11
MW-28	4/7/2020	32-42	---	33.43	---	940.86	907.43
	8/3/2022		---	36.51	---		904.35
	4/24/2023		---	34.89	---		905.97
	10/16/2024		---	34.85	---		906.01
	5/19/2025		---	37.64	---		903.22
	11/4/2025		---	38.43	---		902.43
	6/29/2026		---	39.92	---		900.94
MW-29	4/7/2020	35-45	---	36.14	---	943.12	906.98
	8/3/2022		---	38.83	---		904.29
	4/24/2023		---	37.54	---		905.58
	10/16/2024		---	40.29	---		902.83
	5/19/2025		---	39.97	---		903.15
	11/4/2025		---	40.90	---		902.22
	6/29/2026		---	41.93	---		901.19
MW-30	8/3/2022	39-49	---	DRY	---	ABANDONED	ABANDONED
	4/25/2023		---	ABANDONED	---		ABANDONED

TABLE 2
POTENTIOMETRIC DATA
JUNE 29, 2026 SAMPLING EVENT
UST - UNKNOWN 14324
SENECA, SOUTH CAROLINA
MECI PROJECT# 26-8772
UST PERMIT# 14324

Well Number	Sample Date	Screened Interval (ft BGS)	Depth to Product (ft)	Depth to Water (ft)	Product Thickness (ft)	Well-head Elevation	Groundwater Elevation
MW-31	8/3/2022	30-40	---	39.42	---	935.75	896.33
	4/24/2023		---	37.84	---		897.91
	10/16/2024		---	DRY	---		DRY
	5/19/2025		---	39.45	---		896.30
	11/4/2025		---	DRY	---		DRY
	6/29/2026		---	DRY	---		DRY
MW-32	8/3/2022	30-40	---	34.55	---	937.28	902.73
	4/24/2023		---	34.14	---		903.14
	10/16/2024		---	36.30	---		900.98
	5/19/2025		---	36.11	---		901.17
	11/4/2025		---	37.08	---		900.20
	6/29/2026		---	DRY	---		DRY
DW-1	6/24/2015	60-65	---	32.67	---	937.18	904.51
	5/30/2018		---	34.19	---		902.99
	4/7/2020		---	29.29	---		907.89
	8/3/2022		---	32.28	---		904.90
	4/24/2023		---	30.08	---		907.10
	10/16/2024		---	35.83	---		901.35
	5/19/2025		---	33.31	---		903.87
	11/4/2025		---	34.35	---		902.83
	6/29/2026		---	35.45	---		901.73
DW-2	4/7/2020	60-65	---	35.85	---	942.93	907.08
	8/3/2022		---	38.63	---		904.30
	4/24/2023		---	37.80	---		905.13
	10/16/2024		---	39.99	---		902.94
	5/19/2025		---	40.72	---		902.21
	11/4/2025		---	40.62	---		902.31
	6/29/2026		---	41.65	---		901.28
DW-3	4/7/2020	60-65	---	36.15	---	942.98	906.83
	8/3/2022		---	38.99	---		903.99
	4/24/2023		---	37.50	---		905.48
	10/16/2024		---	40.26	---		902.72
	5/19/2025		---	40.03	---		902.95
	11/4/2025		---	40.89	---		902.09
	6/29/2026		---	42.00	---		900.98
DW-4	8/3/2022	58-63	---	40.42	---	935.93	895.51
	4/24/2023		---	39.35	---		896.58
	10/16/2024		---	40.59	---		895.34
	5/19/2025		---	40.48	---		895.45
	11/4/2025		---	41.20	---		894.73
	6/29/2026		---	41.62	---		894.31
DW-5	8/3/2022	59-64	---	40.38	---	943.99	903.61
	4/25/2023		---	39.13	---		904.86
	10/16/2024		---	42.74	---		901.25
	5/19/2025		---	41.50	---		902.49
	11/4/2025		---	41.97	---		902.02
	6/29/2026		---	43.52	---		900.47
DW-6	8/3/2022	60-65	---	34.58	---	937.49	902.91
	4/24/2023		---	33.18	---		904.31
	10/16/2024		---	35.68	---		901.81
	5/19/2025		---	35.34	---		902.15
	11/4/2025		---	36.32	---		901.17
	6/29/2026		---	37.24	---		900.25
DDW-1	8/3/2022	80-120	---	57.70	---	962.25	904.55
	4/25/2023		---	60.10	---		902.15
	10/16/2024		---	63.42	---		898.83
	5/19/2025		---	60.99	---		901.26
	11/4/2025		---	63.00	---		899.25
	6/29/2026		---	64.20	---		898.05

TABLE 2
POTENTIOMETRIC DATA
JUNE 29, 2026 SAMPLING EVENT
UST - UNKNOWN 14324
SENECA, SOUTH CAROLINA
MECI PROJECT# 26-8772
UST PERMIT# 14324

Well Number	Sample Date	Screened Interval (ft BGS)	Depth to Product (ft)	Depth to Water (ft)	Product Thickness (ft)	Well-head Elevation	Groundwater Elevation
DDW-2	8/3/2022	85-90	---	58.46	---	935.41	876.95
	4/25/2023		---	37.57	---		897.84
	10/16/2024		---	38.88	---		896.53
	5/19/2025		---	39.02	---		896.39
	11/4/2025		---	39.40	---		896.01
	6/29/2026		---	40.13	---		895.28
DDW-3	8/3/2022	85-90	---	40.02	---	943.86	903.84
	4/25/2023		---	39.10	---		904.76
	10/16/2024		---	41.36	---		902.50
	5/19/2025		---	41.03	---		902.83
	11/4/2025		---	42.40	---		901.46
	6/29/2026		---	43.21	---		900.65
DDW-4	8/3/2022	80-85	---	34.23	---	937.35	903.12
	4/25/2023		---	32.83	---		904.52
	10/16/2024		---	35.27	---		902.08
	5/19/2025		---	36.13	---		901.22
	11/4/2025		---	35.95	---		901.40
	6/29/2026		---	37.05	---		900.30
RW-1	6/24/2015	20-40	---	31.94	---	937.24	905.30
	5/30/2018		---	NL	---		NL
	4/7/2020		---	24.28	---		912.96
	8/3/2022*		27.93	27.95	0.02		909.31
	4/25/2023		---	27.11	---		910.13
	10/16/2024*		29.88	29.90	0.02		907.36
	5/19/2025		---	29.21	---		908.03
	11/4/2025*		30.42	30.58	0.16		906.80
	6/29/2026*		31.53	31.56	0.03		905.71
RW-2	6/24/2015	20-40	---	32.06	---	937.36	905.30
	5/30/2018		---	29.45	---		907.91
	4/7/2020		---	24.21	---		913.15
	8/3/2022		---	28.37	---		908.99
	4/25/2023		---	26.26	---		911.10
	10/16/2024		---	29.28	---		908.08
	5/19/2025		---	29.40	---		907.96
	11/4/2025*		30.65	30.68	0.03		906.71
	6/29/2026*		31.78	31.79	0.01		905.58
RW-3	6/24/2015	20-40	---	31.86	---	937.48	905.62
	5/30/2018		---	29.39	---		908.09
	4/7/2020		---	24.20	---		913.28
	8/3/2022*		28.51	28.52	0.01		908.97
	4/25/2023		---	26.87	---		910.61
	10/16/2024*		29.93	29.94	0.01		907.55
	5/19/2025		---	29.75	---		907.73
	11/4/2025*		30.64	30.70	0.06		906.83
	6/29/2026*		31.90	31.98	0.08		905.57
RW-4	6/24/2015	20-40	---	31.62	---	937.88	906.26
	5/30/2018		---	30.60	---		907.28
	4/7/2020		---	25.10	---		912.78
	8/3/2022*		28.30	28.31	0.01		909.58
	4/25/2023		---	27.29	---		910.59
	10/16/2024*		30.44	30.46	0.02		907.44
	5/19/2025		---	30.03	---		907.85
	11/4/2025*		31.09	31.18	0.09		906.78
	6/29/2026*		32.28	32.50	0.22		905.57

TABLE 2
POTENTIOMETRIC DATA
JUNE 29, 2026 SAMPLING EVENT
UST - UNKNOWN 14324
SENECA, SOUTH CAROLINA
MECI PROJECT# 26-8772
UST PERMIT# 14324

Well Number	Sample Date	Screened Interval (ft BGS)	Depth to Product (ft)	Depth to Water (ft)	Product Thickness (ft)	Well-head Elevation	Groundwater Elevation
RW-5	6/24/2015	20-40	---	31.43	---	938.26	906.83
	5/30/2018		---	30.90	---		907.36
	4/7/2020		---	25.58	---		912.68
	8/3/2022*		28.99	29.00	0.01		909.27
	4/25/2023		---	27.69	---		910.57
	10/16/2024*		32.75	32.76	0.01		905.51
	5/19/2025*		30.33	30.35	0.02		907.93
	11/4/2025*		31.47	31.61	0.14		906.77
	6/29/2026*		32.55	32.57	0.02		905.71
EP-4	8/10/2013	20-35	---	NM	---	936.91	NM
	11/6/2013		---	NM	---		NM
	3/12/2015		---	27.70	---		909.21
	6/24/2015		---	NM	---		NM
	5/30/2018*		29.13	29.24	0.11		907.76
	4/7/2020		---	23.85	---		913.06
	8/3/2022		---	27.83	---		909.08
	4/25/2023		---	26.15	---		910.76
	10/16/2024*		29.54	29.57	0.03		907.37
	5/19/2025		---	28.72	---		908.19
	11/4/2025*		30.15	30.32	0.17		906.73
	6/29/2026*		31.15	31.85	0.70		905.66
EP-12	8/10/2013	20-35	---	NM	---	937.40	NM
	11/6/2013		---	NM	---		NM
	3/12/2015		---	29.73	---		907.67
	6/24/2015		---	NM	---		NM
	5/30/2018		---	NL	---		NL
	4/7/2020		---	24.91	---		912.49
	8/3/2022		---	29.38	---		908.02
	4/25/2023		---	27.11	---		910.29
	10/16/2024		---	30.33	---		907.07
	5/19/2025		---	21.20	---		916.20
	11/4/2025*		30.92	31.02	0.10		906.47
	6/29/2026*		31.92	32.02	0.10		905.47
EP-16	8/10/2013	TD: 34.35	---	NM	---	937.88	NM
	11/6/2013		---	NM	---		NM
	3/12/2015		---	28.99	---		908.89
	6/24/2015		---	NM	---		NM
	5/30/2018		---	30.53	---		907.35
	4/7/2020		---	24.96	---		912.92
	8/3/2022*		28.49	28.50	0.01		909.39
	4/25/2023*		27.54	27.56	0.02		910.34
	10/16/2024		---	30.48	---		907.40
	5/19/2025		---	30.16	---		907.72
	11/4/2025		---	31.05	---		906.83
	6/29/2026*		32.20	32.21	0.01		905.68
EP-20	8/10/2013	13-35	---	NM	---	938.07	NM
	11/6/2013		---	NM	---		NM
	3/12/2015		---	29.58	---		908.49
	6/24/2015		---	NM	---		NM
	5/30/2018		---	31.02	---		907.05
	4/7/2020		---	25.66	---		912.41
	8/3/2022		---	29.13	---		908.94
	4/25/2023		---	27.81	---		910.26
	10/16/2024		---	32.32	---		905.75
	5/19/2025		---	30.14	---		907.93
	11/4/2025		---	31.62	---		906.45
	6/29/2026		---	DRY	---		DRY

Notes:

1. Groundwater depths were measured from the top of the PVC riser pipe.
2. Site datum based on assumed spot elevation.
3. NM = Not Measured
4. TD = Total Depth
5. DESTROYED = Well has been destroyed
6. ABANDONED = Well has been Abandoned
7. OBSTRUCTION = Well Obstructed
8. DRY = Well Gauged DRY
9. * = Groundwater Elevation corrected for the presence of free product using specific gravity of 0.85.

FIGURES

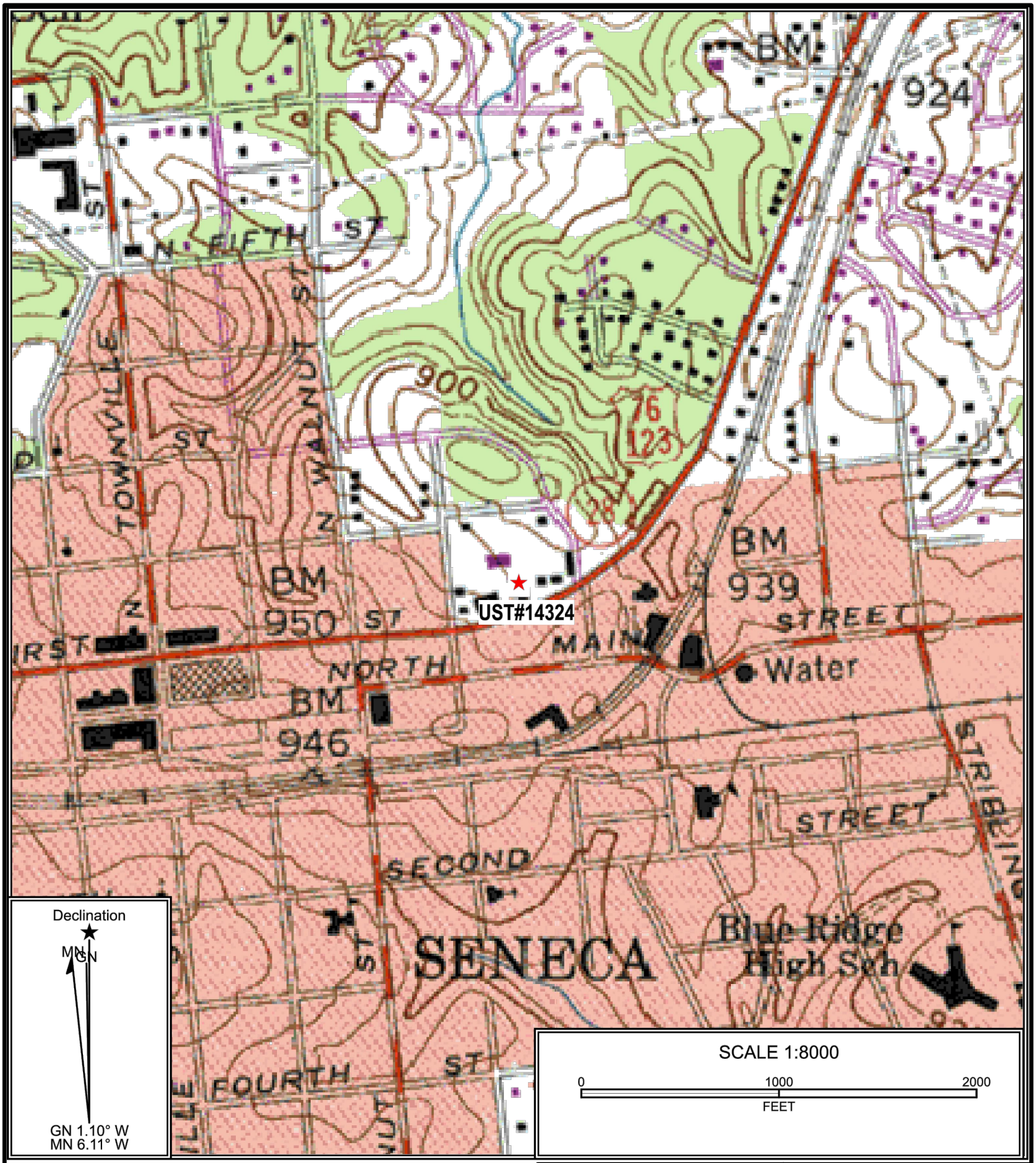

Reference: Seneca, South Carolina
USGS 7.5 Min. Quad
Countour Interval – 20 Feet

Midlands Environmental Consultants, Inc.

Site Location

UST-Unknown #14324
519 East North 1st Street, Seneca, SC
UST Permit# 14324

Figure 1

MECI# 26-8772

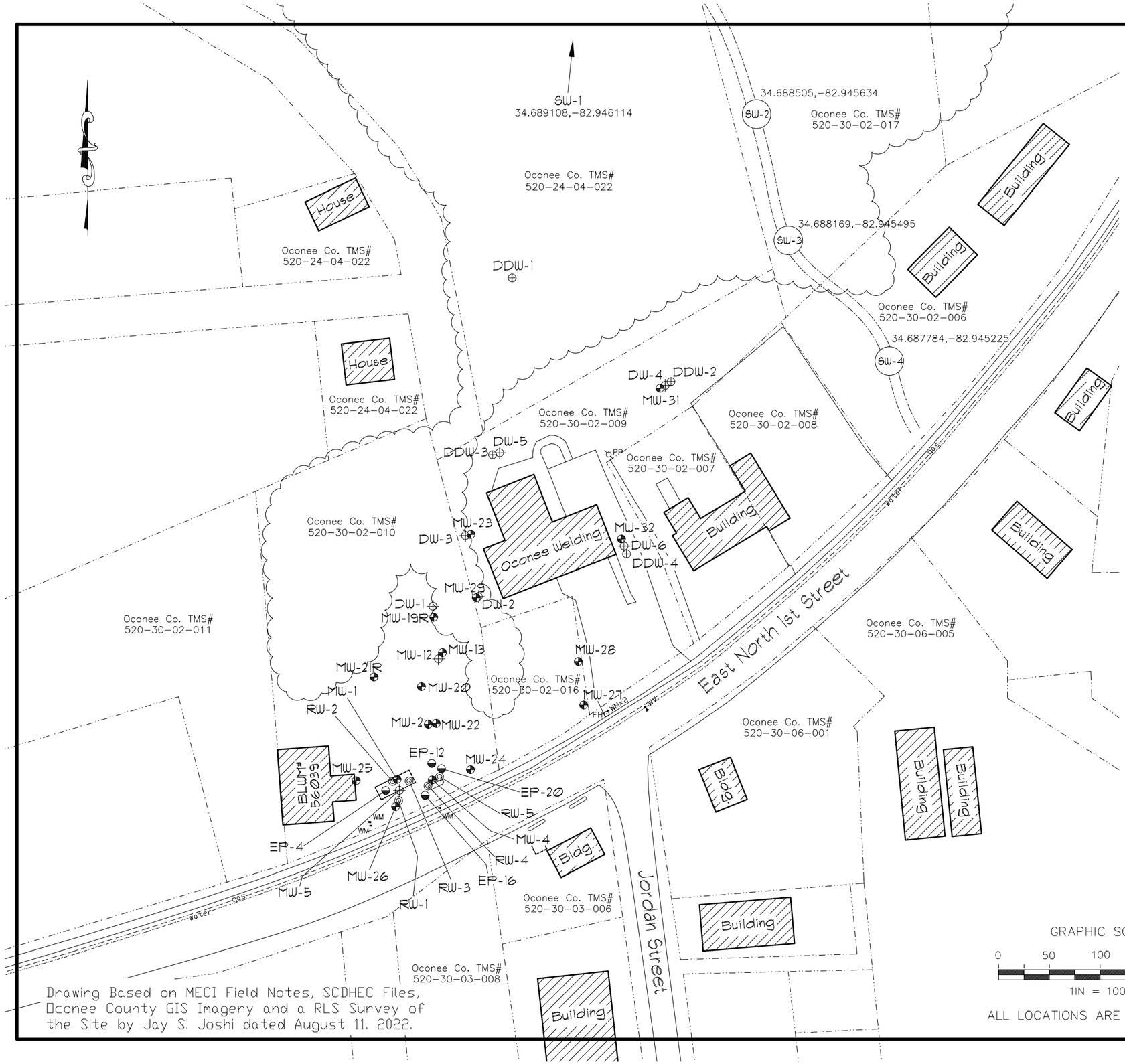

Drawing Based on MECI Field Notes, SCDHEC Files, Oconee County GIS Imagery and a RLS Survey of the Site by Jay S. Joshi dated August 11. 2022.

Explanation:

- Location of "Shallow" Monitoring Well
- Location of Telescoping "Intermediate" Monitoring Well
- Location of Telescoping "Deep" Monitoring Well
- Location of 2-inch Extraction Point
- Location of 4-inch Recovery Well
- (SW) Location of Surface Water Sample Collection
- Estimated Location of Removed Underground Storage Tanks
- Property Line
- Buried Gas Line
- Buried Water Line

GRAPHIC SCALE

0 50 100 150 200

1IN = 100FT

ALL LOCATIONS ARE APPROXIMATE

Site Base Map

UST-Unknown 14324
519 East North 1st Street
Seneca, South Carolina
UST Permit# 14324

Midlands Environmental Consultants, Inc.

JOB NO. 26-8772
DATE July 17, 2026
FIGURE 2

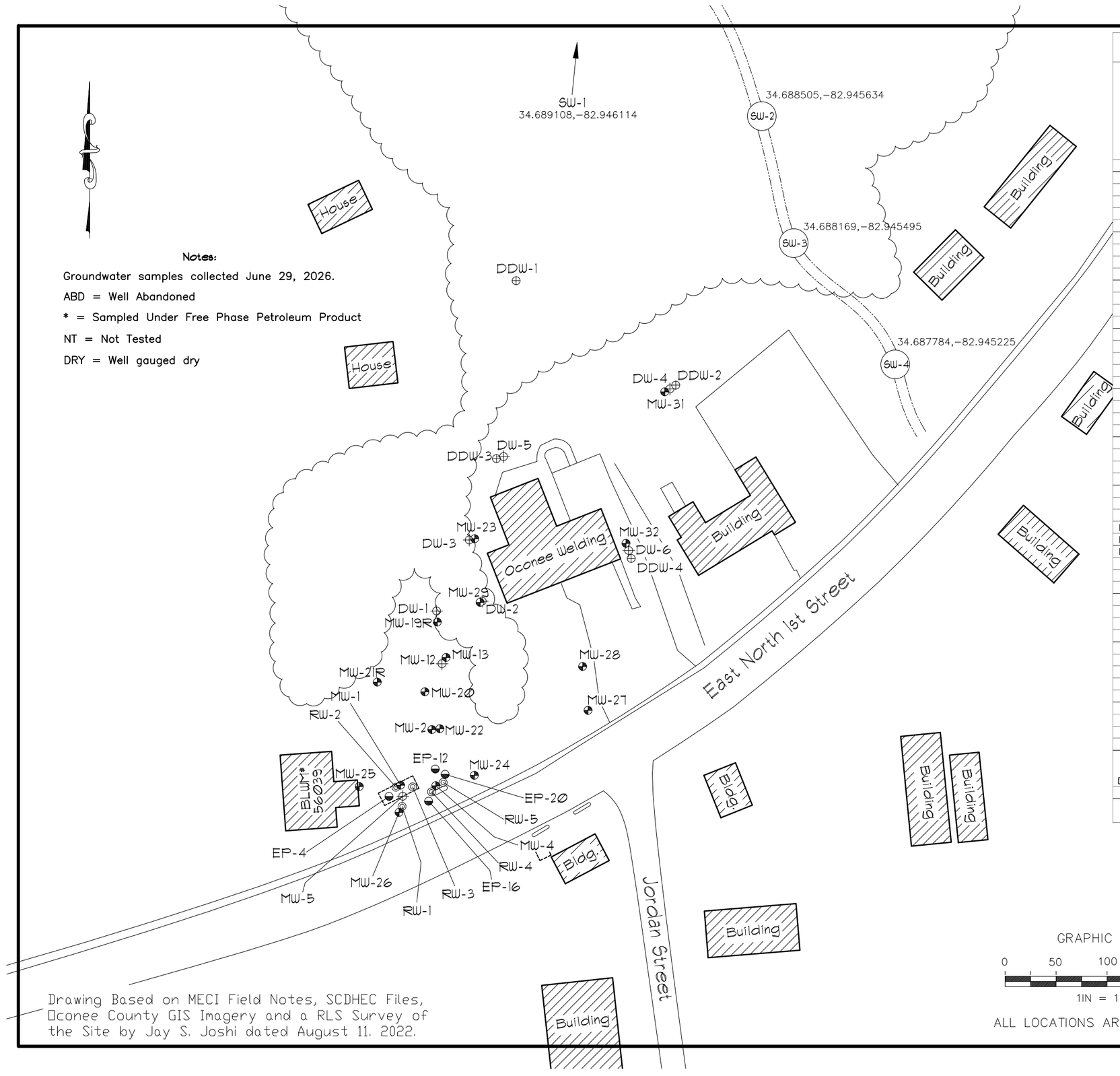

Notes:

Groundwater samples collected June 29, 2026.

ABD = Well Abandoned

* = Sampled Under Free Phase Petroleum Product

NT = Not Tested

DRY = Well gauged dry

Drawing Based on MECI Field Notes, SCDHEC Files, Oconee County GIS Imagery and a RLS Survey of the Site by Jay S. Joshi dated August 11. 2022.

GRAPHIC SCALE

0 50 100 150 200

1IN = 100FT

ALL LOCATIONS ARE APPROXIMATE

GROUNDWATER COC CONCENTRATION DATA

Well ID#	Benzene (µg/l) RBSL 5	Toluene (µg/l) RBSL 1,000	Ethylbenzene (µg/l) RBSL 700	Total Xylenes (µg/l) RBSL 10,000	Naphthalene (µg/l) RBSL 25	MTBE (µg/l) RBSL 40	1,2 DCA (µg/l) RBSL 5	EDB (µg/l) RBSL 0.05
MW-1	<17.4	<20.1	338	2180	**286**	<31.0	<20.6	<0.013
MW-2	**8530**	**22000**	<1840	9250	<2090	<3100	<2060	**236**
MW-3	ABD	ABD	ABD	ABD	ABD	ABD	ABD	ABD
MW-4	**19700**	**23700**	**1440**	**12000**	**870 J**	<775	<515	**154**
MW-5	**106**	<2.0	18.8	<5.0	5.1	<3.1	<2.1	<0.0074
MW-8	ABD	ABD	ABD	ABD	ABD	ABD	ABD	ABD
MW-12	**2600**	**7690**	**1010**	5790	**372**	<155	<103	**30.1**
MW-13	**4950**	**11900**	**1080**	5820	**349 J**	<310	<206	**63.5**
MW-19R	**15.0**	<2.0	<1.8	136	**28.9**	<3.1	<2.1	<0.0074
MW-20	**2070**	**1160**	**1090**	4420	**365**	<38.8	<25.8	<0.0073
MW-21R	DRY	DRY	DRY	DRY	DRY	DRY	DRY	DRY
MW-22	**12600**	**25800**	**1780**	9420	**576 J**	<775	<515	**353**
MW-23	DRY	DRY	DRY	DRY	DRY	DRY	DRY	DRY
MW-24	**3900**	**4840**	400	2570	**228**	<124	**240**	**505**
MW-25	**9.8**	5.1	15.1	416	15.1	<3.1	<2.1	<0.0078
MW-26*	**19500**	**34800**	**2390**	**13800**	**926 J**	<775	<515	**1020**
MW-27	<1.7	<2.0	<1.8	<5.0	<2.1	<3.1	<2.1	<0.0077
MW-28	<1.7	<2.0	<1.8	<5.0	<2.1	<3.1	<2.1	<0.0076
MW-29	**2570**	**3150**	**883**	4650	**338**	<62.0	<41.2	**73.3**
MW-30	ABD	ABD	ABD	ABD	ABD	ABD	ABD	ABD
MW-31	DRY	DRY	DRY	DRY	DRY	DRY	DRY	DRY
MW-32	DRY	DRY	DRY	DRY	DRY	DRY	DRY	DRY
DW-1	**1080**	43.4 J	<18.4	449	<20.9	<31.0	<20.6	**5.0**
DW-2	**5760**	**9070**	**834**	5290	**334**	<155	<103	**77.4**
DW-3	**80.7**	<2.0	<1.8	15.6	<2.1	<3.1	5.0 J	**0.28**
DW-4	**1820**	<20.1	<18.4	448	**52.3**	<31.0	**34.0 J**	**1.1**
DW-5	<1.7	<2.0	<1.8	<5.0	<2.1	<3.1	<2.1	<0.0072
DW-6	<1.7	<2.0	<1.8	<5.0	<2.1	<3.1	**17.9**	<0.0075
DDW-1 (83.5')	<1.7	<2.0	<1.8	<5.0	<2.1	<3.1	<2.1	<0.0075
DDW-1 (92.5')	<1.7	<2.0	<1.8	<5.0	<2.1	<3.1	<2.1	<0.0074
DDW-1 (102.5')	<1.7	<2.0	<1.8	<5.0	<2.1	<3.1	<2.1	<0.0075
DDW-1 (112.5')	<1.7	<2.0	<1.8	<5.0	<2.1	<3.1	<2.1	<0.0075
DDW-1 (119.5')	<1.7	<2.0	<1.8	<5.0	<2.1	<3.1	<2.1	<0.0076
DDW-2	<1.7	<2.0	<1.8	<5.0	<2.1	<3.1	<2.1	<0.0075
DDW-3	<1.7	<2.0	<1.8	<5.0	<2.1	<3.1	<2.1	<0.0072
DDW-4	<1.7	<2.0	<1.8	<5.0	<2.1	<3.1	<2.1	<0.0074
RW-1*	**25500**	**37600**	**2450**	**15400**	**940 J**	<620	<412	**698**
RW-2*	**32.9 J**	752	**1490**	4620	**541**	<38.8	<25.8	<0.0073
RW-3*	**512**	**1110**	**3280**	**13400**	**830**	<124	<82.4	<0.0074
RW-4*	**36000**	**39700**	**2850**	**17100**	**1040**	<620	<412	**1510**
RW-5*	**26900**	**34500**	**2230**	**12400**	**844 J**	<775	<515	**935**
EP-4*	**397**	**5730**	**1610**	9470	**725**	<124	<82.4	<0.0073
EP-12*	**13600**	**20500**	**1370**	**15700**	**1170**	<388	<258	**382**
EP-16*	**11000**	**21100**	**1320**	**16300**	**1250**	<388	<258	**766**
EP-20	DRY	DRY	DRY	DRY	DRY	DRY	DRY	DRY
SW-1	<0.34	<0.48	<0.30	<0.34	<0.64	<0.42	<0.32	<0.0075
SW-2	<0.34	<0.48	<0.30	<0.34	<0.64	<0.42	<0.32	<0.0073
SW-3	<0.34	<0.48	<0.30	<0.34	<0.64	<0.42	<0.32	<0.0074
SW-4	<0.34	<0.48	<0.30	<0.34	<0.64	<0.42	<0.32	<0.0077
DUP-1 (DW-4)	**1970**	<25.1	<23.0	468	**59.5 J**	<38.8	**36.7 J**	<0.0073
DUP-2 (DW-2)	**5790**	**9360**	**843**	5320	**377**	<155	<103	**56.4**
DUP-3 (MW-13)	**5250**	**12700**	**1230**	6600	**327 J**	<310	<206	**73.7**
Field Blank	<1.7	<2.0	<1.8	<5.0	<2.1	<3.1	<2.1	<0.0073
Trip Blank	<1.7	<2.0	<1.8	<5.0	<2.1	<3.1	<2.1	NT
	<1.7	<2.0	<1.8	<5.0	<2.1	<3.1	<2.1	NT

Groundwater CoC Site Map

UST-Unknown 14324
519 East North 1st Street
Seneca, South Carolina
UST Permit# 14324

Midlands Environmental Consultants, Inc.

JOB NO. 26-8772

DATE July 17, 2026

FIGURE 3

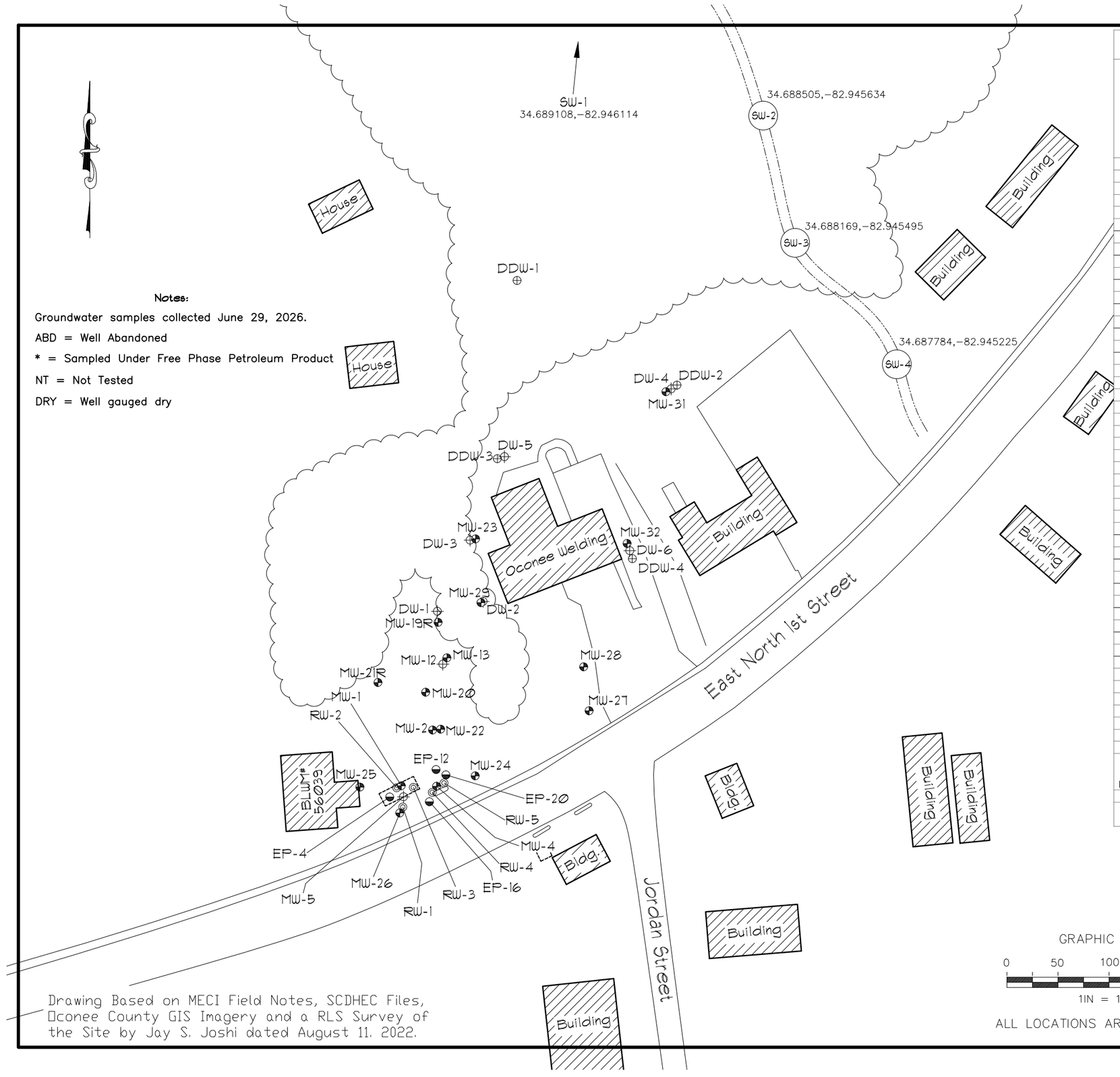

Notes:

Groundwater samples collected June 29, 2026.

ABD = Well Abandoned

* = Sampled Under Free Phase Petroleum Product

NT = Not Tested

DRY = Well gauged dry

Drawing Based on MECI Field Notes, SCDHEC Files, Oconee County GIS Imagery and a RLS Survey of the Site by Jay S. Joshi dated August 11. 2022.

GRAPHIC SCALE

0 50 100 150 200

1IN = 100FT

ALL LOCATIONS ARE APPROXIMATE

GROUNDWATER COC CONCENTRATION DATA (OXYGENATES)

Well ID#	TAA (µg/l) RBSL 240	TAME (µg/l) RBSL 128	ETBA (µg/l) RBSL NE	TBA (µg/l) RBSL 1,400	TBF (µg/l) RBSL NE	DIPE (µg/l) RBSL 150	Ethanol (µg/l) RBSL 10,000	ETBE (µg/l) RBSL 47
MW-1	<656	<30.4	<539	<910	<241	<34.9	<1440	<84.6
MW-2	<65600	<3040	<53900	<91000	<24100	<3490	<144000	<8460
MW-3	ABD	ABD	ABD	ABD	ABD	ABD	ABD	ABD
MW-4	<16400	<760	<13500	<22800	<6020	<872	<36000	<2120
MW-5	<65.6	<3.0	<53.9	<91.0	<24.1	<3.5	<144	<8.5
MW-8	ABD	ABD	ABD	ABD	ABD	ABD	ABD	ABD
MW-12	<3280	<152	<2700	<4550	<1200	<174	<7200	<423
MW-13	<6560	<304	<5390	<9100	<2410	<349	<14400	<846
MW-19R	<65.6	<3.0	<53.9	<91.0	<24.1	<3.5	<144	<8.5
MW-20	**837 J**	<38.0	<674	<1140	<301	<43.6	<1800	<106
MW-21R	DRY	DRY	DRY	DRY	DRY	DRY	DRY	DRY
MW-22	<16400	<760	<13500	<22800	<6020	<872	<36000	<2120
MW-23	DRY	DRY	DRY	DRY	DRY	DRY	DRY	DRY
MW-24	<2620	<122	<2160	<3640	<964	<140	<5760	<338
MW-25	<65.6	<3.0	<53.9	<91.0	<24.1	<3.5	<144	<8.5
MW-26*	<16400	<760	<13500	<22800	<6020	<872	<36000	<2120
MW-27	<65.6	<3.0	<53.9	<91.0	<24.1	<3.5	<144	<8.5
MW-28	<65.6	<3.0	<53.9	<91.0	<24.1	<3.5	<144	<8.5
MW-29	<1310	<60.8	<1080	<1820	<482	<69.8	<2880	<169
MW-30	ABD	ABD	ABD	ABD	ABD	ABD	ABD	ABD
MW-31	DRY	DRY	DRY	DRY	DRY	DRY	DRY	DRY
MW-32	DRY	DRY	DRY	DRY	DRY	DRY	DRY	DRY
DW-1	**805 J**	<30.4	<539	<910	<241	<34.9	<1440	<84.6
DW-2	<3280	<152	<2700	<4550	<1200	<174	<7200	<423
DW-3	124	<3.0	<53.9	<91.0	<24.1	6.4	<144	<8.5
DW-4	**838 J**	<30.4	<539	<910	<241	<34.9	<1440	<84.6
DW-5	<65.6	<3.0	<53.9	<91.0	<24.1	<3.5	<144	<8.5
DW-6	<65.6	<3.0	<53.9	<91.0	<24.1	19.2	<144	<8.5
DDW-1 (83.5')	<65.6	<3.0	<53.9	<91.0	<24.1	<3.5	<144	<8.5
DDW-1 (92.5')	<65.6	<3.0	<53.9	<91.0	<24.1	<3.5	<144	<8.5
DDW-1 (102.5')	<65.6	<3.0	<53.9	<91.0	<24.1	<3.5	<144	<8.5
DDW-1 (112.5')	<65.6	<3.0	<53.9	<91.0	<24.1	<3.5	<144	<8.5
DDW-1 (119.5')	<65.6	<3.0	<53.9	<91.0	<24.1	<3.5	<144	<8.5
DDW-2	<65.6	<3.0	<53.9	<91.0	<24.1	<3.5	<144	<8.5
DDW-3	<65.6	<3.0	<53.9	<91.0	<24.1	<3.5	<144	<8.5
DDW-4	<65.6	<3.0	<53.9	<91.0	<24.1	<3.5	<144	<8.5
RW-1*	<13100	<608	<10800	<18200	<4820	<698	<28800	<1690
RW-2*	**858 J**	<38.0	<674	<1140	<301	<43.6	<1800	<106
RW-3*	<2620	<122	<2160	<3640	<964	<140	<5760	<338
RW-4*	<13100	<608	<10800	<18200	<4820	<698	<28800	<1690
RW-5*	<16400	<760	<13500	<22800	<6020	<872	<36000	<2120
EP-4*	<2620	<122	<2160	<3640	<964	<140	<5760	<338
EP-12*	<8200	<380	<6740	<11400	<3010	<436	<18000	<1060
EP-16*	<8200	<380	<6740	<11400	<3010	<436	<18000	<1060
EP-20	DRY	DRY	DRY	DRY	DRY	DRY	DRY	DRY
SW-1	<36.4	<2.7	<51.9	<26.8	<29.4	<0.31	<72.2	<3.2
SW-2	<36.4	<2.7	<51.9	<26.8	<29.4	<0.31	<72.2	<3.2
SW-3	<36.4	<2.7	<51.9	<26.8	<29.4	<0.31	<72.2	<3.2
SW-4	<36.4	<2.7	<51.9	<26.8	<29.4	<0.31	<72.2	<3.2
DUP-1 (DW-4)	**895 J**	<38.0	<674	<1140	<301	<43.6	<1800	<106
DUP-2 (DW-2)	<3280	<152	<2700	<4550	<1200	<174	<7200	<423
DUP-3 (MW-13)	<6560	<304	<5390	<9100	<2410	<349	<14400	<846
Field Blank	<65.6	<3.0	<53.9	<91.0	<24.1	<3.5	<144	<8.5
Trip Blank	<65.6	<3.0	<53.9	<91.0	<24.1	<3.5	<144	<8.5
	<65.6	<3.0	<53.9	<91.0	<24.1	<3.5	<144	<8.5

Groundwater CoC Site Map
(Oxygenates)

UST-Unknown 14324
519 East North 1st Street
Seneca, South Carolina
UST Permit# 14324

Midlands Environmental Consultants, Inc.

JOB NO. 26-8772

DATE July 17, 2026

FIGURE 3A

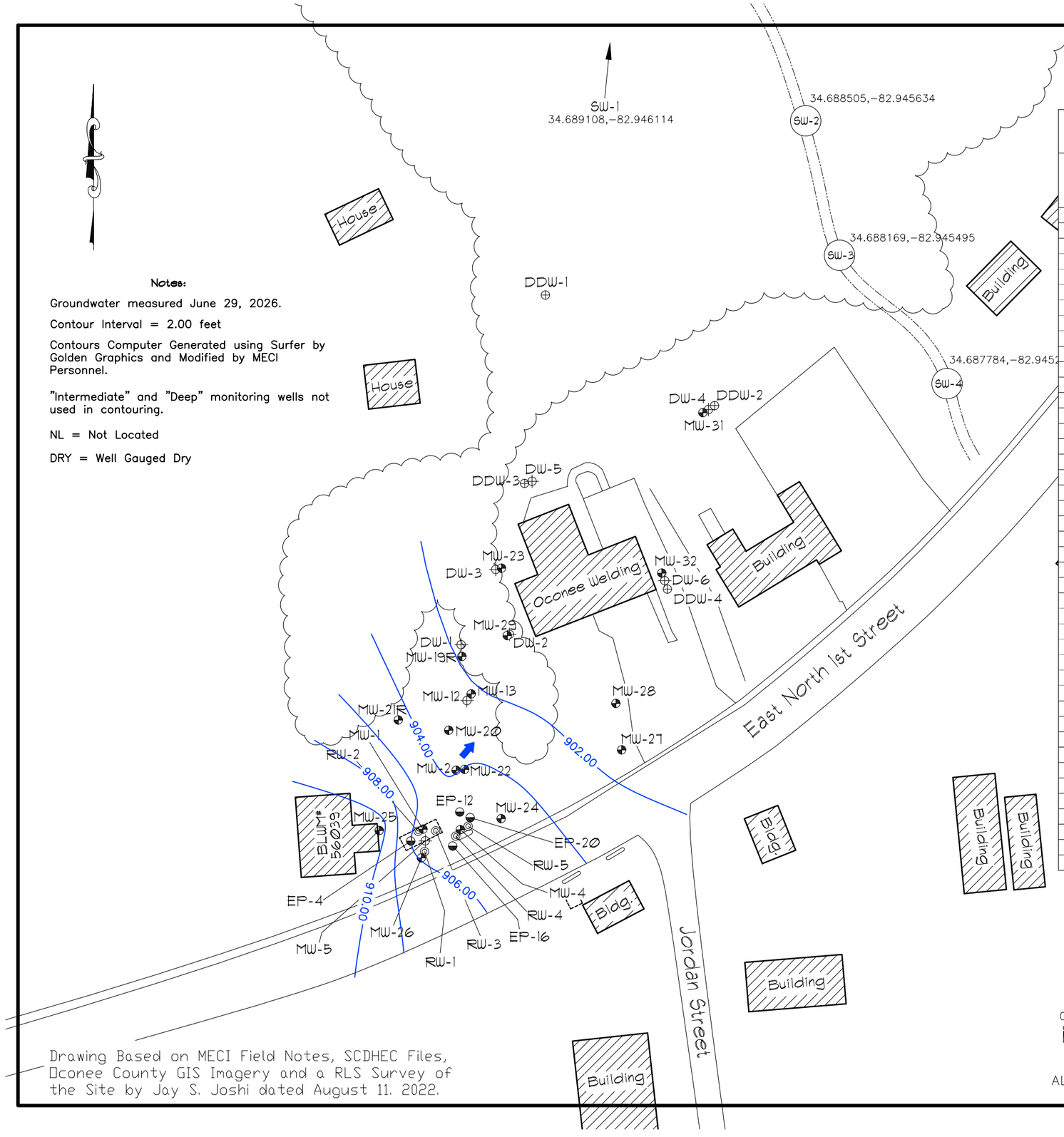

Notes:

Groundwater measured June 29, 2026.

Contour Interval = 2.00 feet

Contours Computer Generated using Surfer by Golden Graphics and Modified by MECI Personnel.

"Intermediate" and "Deep" monitoring wells not used in contouring.

NL = Not Located

DRY = Well Gauged Dry

Drawing Based on MECI Field Notes, SCDHEC Files, Oconee County GIS Imagery and a RLS Survey of the Site by Jay S. Joshi dated August 11. 2022.

Explanation:

——— Groundwater Elevation Contour (feet)

POTENTIOMETRIC DATA

Well Number	Screened Interval	Depth to Product (ft.)	Depth to Water (ft.)	Product Thickness (ft.)	Well-head Elevation	Groundwater Elevation
MW-1	25-40	---	31.60	---	936.88	905.28
MW-2	30-40	---	33.91	---	937.19	903.28
MW-3	30-40	---	ABANDONED	---	ABANDONED	ABANDONED
MW-4	30-40	---	32.15	---	937.64	905.49
MW-5	60-65	---	30.73	---	936.64	905.91
MW-8	N/A	---	ABANDONED	---	ABANDONED	ABANDONED
MW-12	60-65	---	35.24	---	937.69	902.45
MW-13	36-46	---	35.81	---	937.99	902.18
MW-19	35-45	---	ABANDONED	---	ABANDONED	ABANDONED
MW-19R	30-40	---	35.93	---	937.63	901.70
MW-20	30-40	---	34.03	---	936.87	902.84
MW-21	30-40	---	NL	---	NL	NL
MW-21R	22-32	---	DRY	---	934.95	DRY
MW-22	30-40	---	33.07	---	937.61	904.54
MW-23	30-40	---	DRY	---	943.11	DRY
MW-24	30-40	---	33.34	---	938.76	905.42
MW-25	30-40	---	27.39	---	938.88	911.49
MW-26	30-40	31.30	31.45	0.15	937.04	905.72
MW-27	30-40	---	37.06	---	938.17	901.11
MW-28	32-42	---	39.92	---	940.86	900.94
MW-29	35-45	---	41.93	---	943.12	901.19
MW-30	39-49	---	ABANDONED	---	ABANDONED	ABANDONED
MW-31	30-40	---	DRY	---	935.75	DRY
MW-32	30-40	---	DRY	---	937.28	DRY
DW-1	60-65	---	35.45	---	937.18	901.73
DW-2	60-65	---	41.65	---	942.93	901.28
DW-3	60-65	---	42.00	---	942.98	900.98
DW-4	58-63	---	41.62	---	935.93	894.31
DW-5	59-64	---	43.52	---	943.99	900.47
DW-6	60-65	---	37.24	---	937.49	900.25
DDW-1	80-120	---	64.20	---	962.25	898.05
DDW-2	85-90	---	40.13	---	935.41	895.28
DDW-3	85-90	---	43.21	---	943.86	900.65
DDW-4	80-85	---	37.05	---	937.35	900.30
RW-1	20-40	31.53	31.56	0.03	937.24	905.71
RW-2	20-40	31.78	31.79	0.01	937.36	905.58
RW-3	20-40	31.90	31.98	0.08	937.48	905.57
RW-4	20-40	32.28	32.50	0.22	937.88	905.57
RW-5	20-40	32.55	32.57	0.02	938.26	905.71
EP-4	20-35	31.15	31.85	0.70	936.91	905.66
EP-12	20-35	31.92	32.02	0.10	937.40	905.47
EP-16	TD: 34.35	32.20	32.21	0.01	937.88	905.68
EP-20	13-35	---	DRY	---	938.07	DRY

GRAPHIC SCALE

0 50 100 150 200

1IN = 100FT

ALL LOCATIONS ARE APPROXIMATE

Potentiometric Data Site Map
(Groundwater Contour-"Shallow" Zone)

UST-Unknown 14324
519 East North 1st Street
Seneca, South Carolina
UST Permit# 14324

Midlands Environmental Consultants, Inc.

JOB NO. 26-8772
DATE July 17, 2026
FIGURE 4

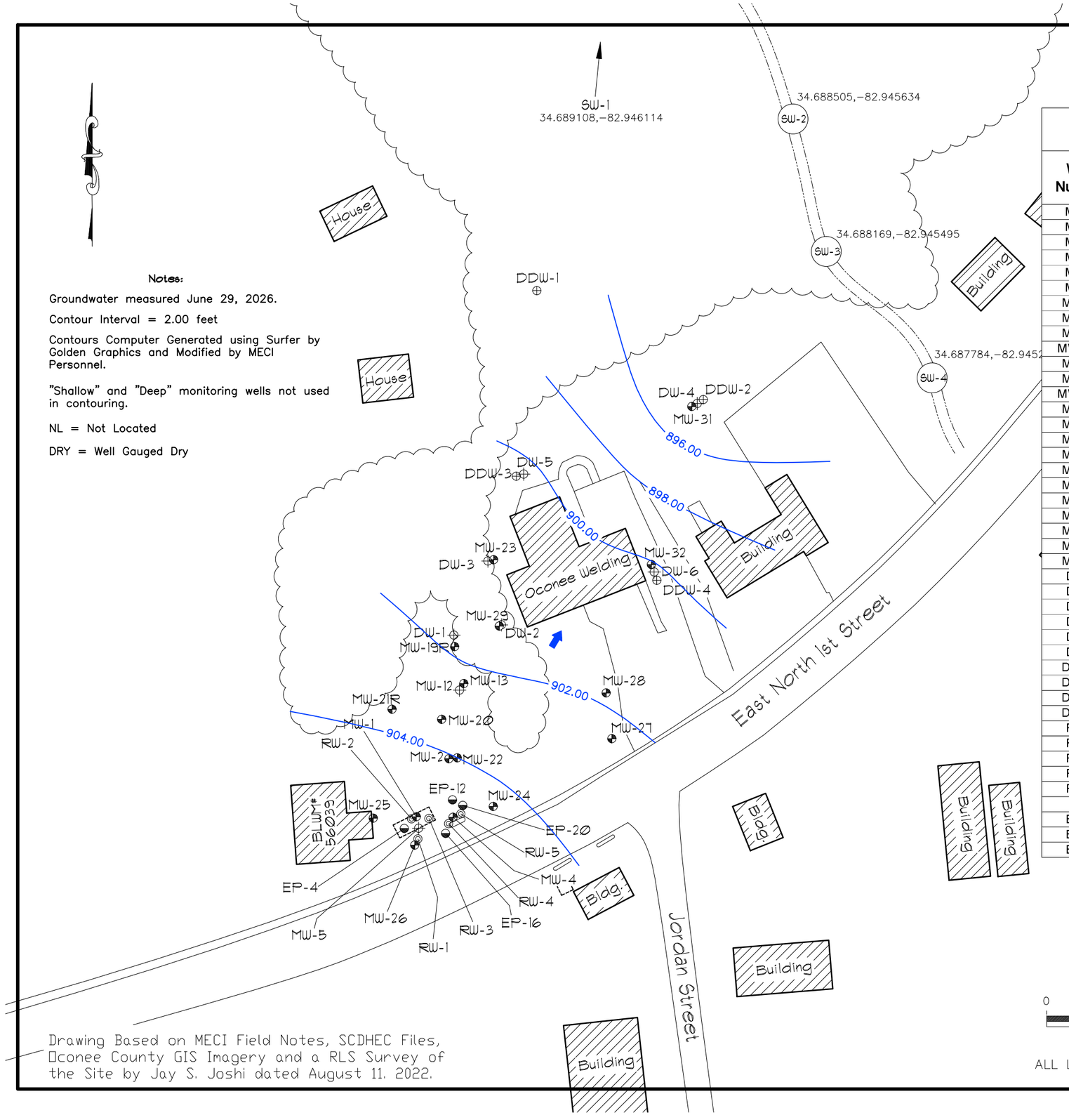

Notes:

Groundwater measured June 29, 2026.

Contour Interval = 2.00 feet

Contours Computer Generated using Surfer by Golden Graphics and Modified by MECI Personnel.

"Shallow" and "Deep" monitoring wells not used in contouring.

NL = Not Located

DRY = Well Gauged Dry

Drawing Based on MECI Field Notes, SCDHEC Files, Oconee County GIS Imagery and a RLS Survey of the Site by Jay S. Joshi dated August 11. 2022.

Explanation:

Groundwater Elevation Contour (feet)

POTENTIOMETRIC DATA

Well Number	Screened Interval	Depth to Product (ft.)	Depth to Water (ft.)	Product Thickness (ft.)	Well-head Elevation	Groundwater Elevation
MW-1	25-40	---	31.60	---	936.88	905.28
MW-2	30-40	---	33.91	---	937.19	903.28
MW-3	30-40	---	ABANDONED	---	ABANDONED	ABANDONED
MW-4	30-40	---	32.15	---	937.64	905.49
MW-5	60-65	---	30.73	---	936.64	905.91
MW-8	N/A	---	ABANDONED	---	ABANDONED	ABANDONED
MW-12	60-65	---	35.24	---	937.69	902.45
MW-13	36-46	---	35.81	---	937.99	902.18
MW-19	35-45	---	ABANDONED	---	ABANDONED	ABANDONED
MW-19R	30-40	---	35.93	---	937.63	901.70
MW-20	30-40	---	34.03	---	936.87	902.84
MW-21	30-40	---	NL	---	NL	NL
MW-21R	22-32	---	DRY	---	934.95	DRY
MW-22	30-40	---	33.07	---	937.61	904.54
MW-23	30-40	---	DRY	---	943.11	DRY
MW-24	30-40	---	33.34	---	938.76	905.42
MW-25	30-40	---	27.39	---	938.88	911.49
MW-26	30-40	31.30	31.45	0.15	937.04	905.72
MW-27	30-40	---	37.06	---	938.17	901.11
MW-28	32-42	---	39.92	---	940.86	900.94
MW-29	35-45	---	41.93	---	943.12	901.19
MW-30	39-49	---	ABANDONED	---	ABANDONED	ABANDONED
MW-31	30-40	---	DRY	---	935.75	DRY
MW-32	30-40	---	DRY	---	937.28	DRY
DW-1	60-65	---	35.45	---	937.18	901.73
DW-2	60-65	---	41.65	---	942.93	901.28
DW-3	60-65	---	42.00	---	942.98	900.98
DW-4	58-63	---	41.62	---	935.93	894.31
DW-5	59-64	---	43.52	---	943.99	900.47
DW-6	60-65	---	37.24	---	937.49	900.25
DDW-1	80-120	---	64.20	---	962.25	898.05
DDW-2	85-90	---	40.13	---	935.41	895.28
DDW-3	85-90	---	43.21	---	943.86	900.65
DDW-4	80-85	---	37.05	---	937.35	900.30
RW-1	20-40	31.53	31.56	0.03	937.24	905.71
RW-2	20-40	31.78	31.79	0.01	937.36	905.58
RW-3	20-40	31.90	31.98	0.08	937.48	905.57
RW-4	20-40	32.28	32.50	0.22	937.88	905.57
RW-5	20-40	32.55	32.57	0.02	938.26	905.71
EP-4	20-35	31.15	31.85	0.70	936.91	905.66
EP-12	20-35	31.92	32.02	0.10	937.40	905.47
EP-16	TD: 34.35	32.20	32.21	0.01	937.88	905.68
EP-20	13-35	---	DRY	---	938.07	DRY

GRAPHIC SCALE

0 50 100 150 200

1IN = 100FT

ALL LOCATIONS ARE APPROXIMATE

Potentiometric Data Site Map
(Groundwater Contour-"Intermediate" Zone)

UST-Unknown 14324
519 East North 1st Street
Seneca, South Carolina
UST Permit# 14324

Midlands Environmental Consultants, Inc.

JOB NO. 26-8772
DATE July 17, 2026
FIGURE 4A

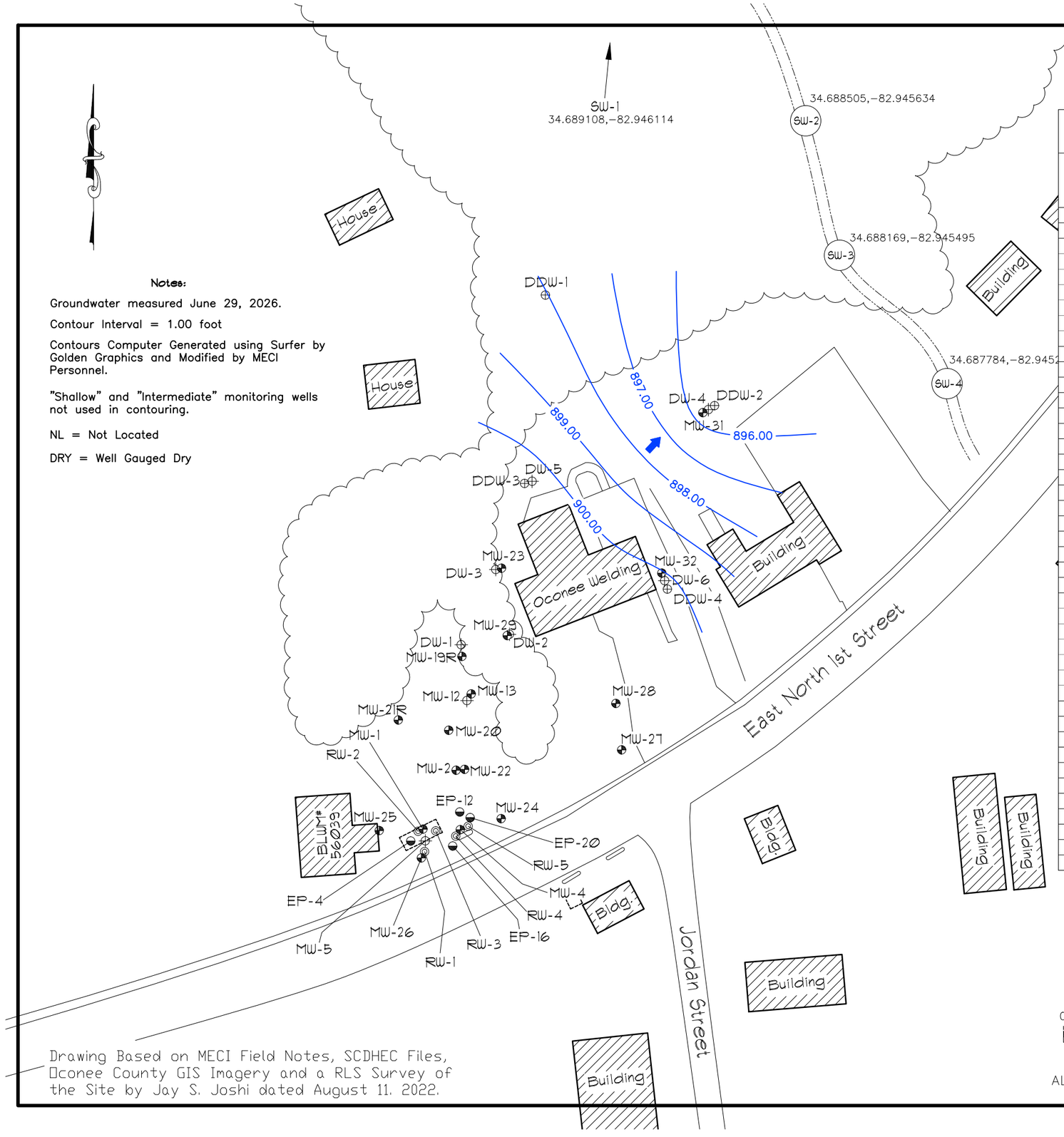

Notes:

Groundwater measured June 29, 2026.

Contour Interval = 1.00 foot

Contours Computer Generated using Surfer by Golden Graphics and Modified by MECI Personnel.

"Shallow" and "Intermediate" monitoring wells not used in contouring.

NL = Not Located

DRY = Well Gauged Dry

Drawing Based on MECI Field Notes, SCDHEC Files, Oconee County GIS Imagery and a RLS Survey of the Site by Jay S. Joshi dated August 11. 2022.

Explanation:

Groundwater Elevation Contour (feet)

POTENTIOMETRIC DATA

Well Number	Screened Interval	Depth to Product (ft.)	Depth to Water (ft.)	Product Thickness (ft.)	Well-head Elevation	Groundwater Elevation
MW-1	25-40	---	31.60	---	936.88	905.28
MW-2	30-40	---	33.91	---	937.19	903.28
MW-3	30-40	---	ABANDONED	---	ABANDONED	ABANDONED
MW-4	30-40	---	32.15	---	937.64	905.49
MW-5	60-65	---	30.73	---	936.64	905.91
MW-8	N/A	---	ABANDONED	---	ABANDONED	ABANDONED
MW-12	60-65	---	35.24	---	937.69	902.45
MW-13	36-46	---	35.81	---	937.99	902.18
MW-19	35-45	---	ABANDONED	---	ABANDONED	ABANDONED
MW-19R	30-40	---	35.93	---	937.63	901.70
MW-20	30-40	---	34.03	---	936.87	902.84
MW-21	30-40	---	NL	---	NL	NL
MW-21R	22-32	---	DRY	---	934.95	DRY
MW-22	30-40	---	33.07	---	937.61	904.54
MW-23	30-40	---	DRY	---	943.11	DRY
MW-24	30-40	---	33.34	---	938.76	905.42
MW-25	30-40	---	27.39	---	938.88	911.49
MW-26	30-40	31.30	31.45	0.15	937.04	905.72
MW-27	30-40	---	37.06	---	938.17	901.11
MW-28	32-42	---	39.92	---	940.86	900.94
MW-29	35-45	---	41.93	---	943.12	901.19
MW-30	39-49	---	ABANDONED	---	ABANDONED	ABANDONED
MW-31	30-40	---	DRY	---	935.75	DRY
MW-32	30-40	---	DRY	---	937.28	DRY
DW-1	60-65	---	35.45	---	937.18	901.73
DW-2	60-65	---	41.65	---	942.93	901.28
DW-3	60-65	---	42.00	---	942.98	900.98
DW-4	58-63	---	41.62	---	935.93	894.31
DW-5	59-64	---	43.52	---	943.99	900.47
DW-6	60-65	---	37.24	---	937.49	900.25
DDW-1	80-120	---	64.20	---	962.25	898.05
DDW-2	85-90	---	40.13	---	935.41	895.28
DDW-3	85-90	---	43.21	---	943.86	900.65
DDW-4	80-85	---	37.05	---	937.35	900.30
RW-1	20-40	31.53	31.56	0.03	937.24	905.71
RW-2	20-40	31.78	31.79	0.01	937.36	905.58
RW-3	20-40	31.90	31.98	0.08	937.48	905.57
RW-4	20-40	32.28	32.50	0.22	937.88	905.57
RW-5	20-40	32.55	32.57	0.02	938.26	905.71
EP-4	20-35	31.15	31.85	0.70	936.91	905.66
EP-12	20-35	31.92	32.02	0.10	937.40	905.47
EP-16	TD: 34.35	32.20	32.21	0.01	937.88	905.68
EP-20	13-35	---	DRY	---	938.07	DRY

GRAPHIC SCALE

0 50 100 150 200

1IN = 100FT

ALL LOCATIONS ARE APPROXIMATE

Potentiometric Data Site Map
(Groundwater Contour-"Deep" Zone)

UST-Unknown 14324
519 East North 1st Street
Seneca, South Carolina
UST Permit# 14324

Midlands Environmental Consultants, Inc.

JOB NO. 26-8772
DATE July 17, 2026
FIGURE 4B

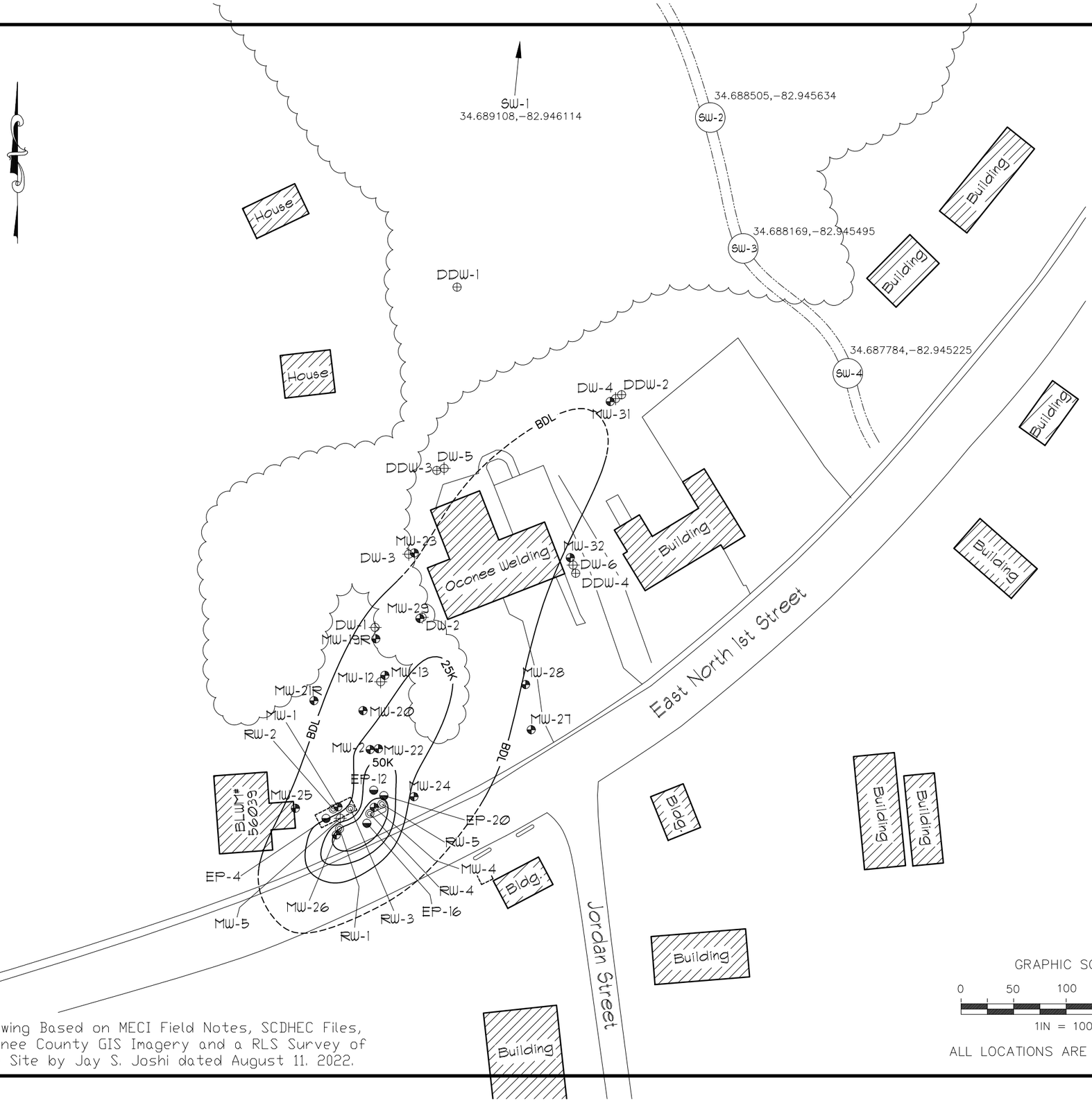

Explanation:

——— Total BTEX Concentration Isopleth (ug/l)

Notes:

Groundwater samples collected June 29, 2026.

Isopleth Interval = 25,000 ug/l

Contours Computer Generated using Surfer by Golden Graphics and Modified by MECI Personnel.

"Intermediate" and "Deep" monitoring not used in contouring.

Samples were collected beneath free product in wells MW-26, RW-1, RW-2, RW-3, RW-4, RW-5, EP-4, EP-12 and EP-16.

Drawing Based on MECI Field Notes, SCDHEC Files, Oconee County GIS Imagery and a RLS Survey of the Site by Jay S. Joshi dated August 11. 2022.

GRAPHIC SCALE

0 50 100 150 200

1IN = 100FT

ALL LOCATIONS ARE APPROXIMATE

Total BTEX Isopleth
("Shallow" Zone)

UST-Unknown 14324
519 East North 1st Street
Seneca, South Carolina
UST Permit# 14324

Midlands Environmental Consultants, Inc.

JOB NO. 26-8772

DATE July 17, 2026

FIGURE 5

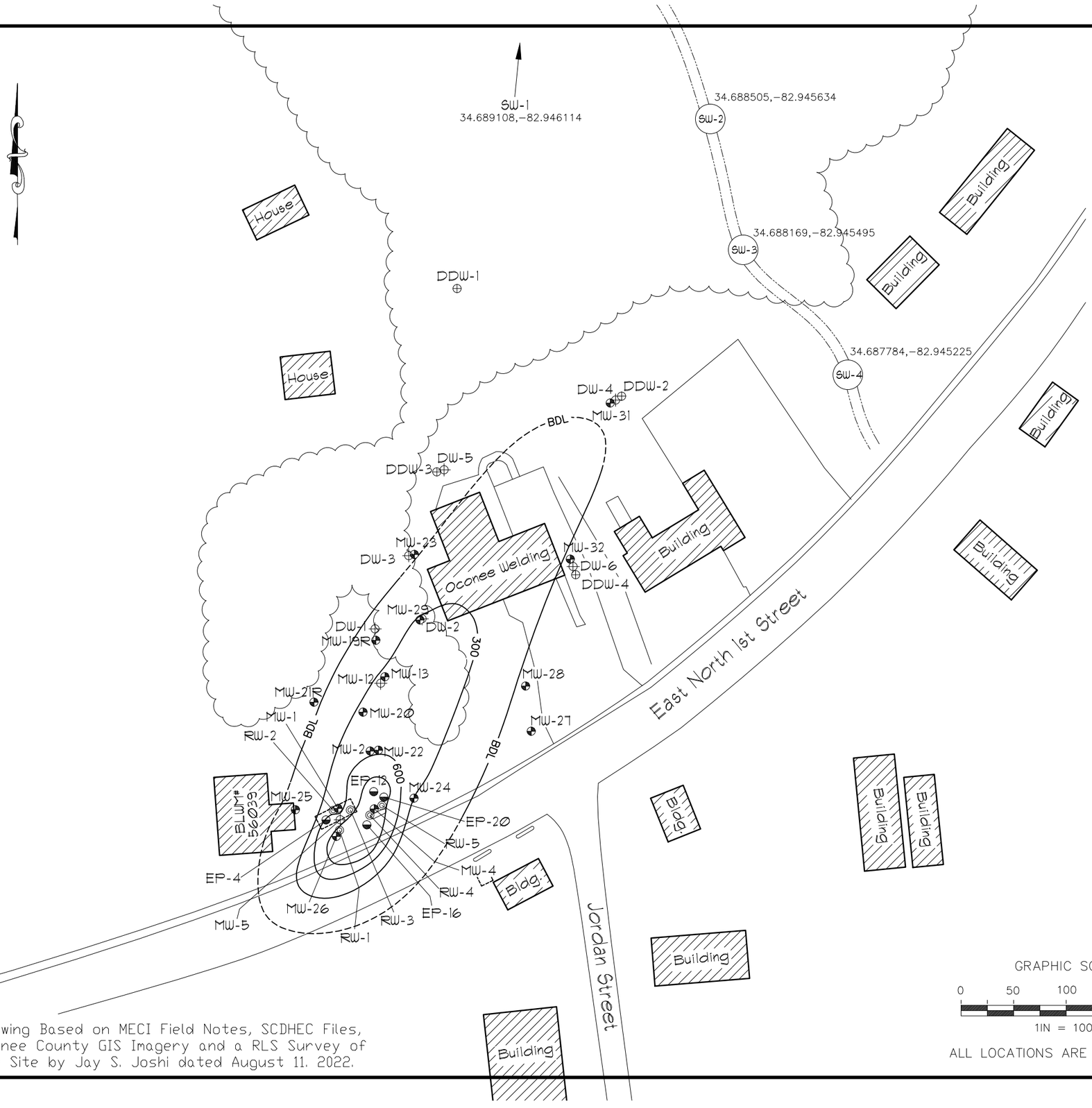

Explanation:

——— Naphthalene Concentration Isopleth (ug/l)

Notes:

Groundwater samples collected June 29, 2026.

Isopleth Interval = 300 ug/l

Contours Computer Generated using Surfer by Golden Graphics and Modified by MECI Personnel.

"Intermediate" and "Deep" monitoring not used in contouring.

Samples were collected beneath free product in wells MW-1, MW-26, RW-1, RW-2, RW-3, RW-4, RW-5, EP-4 and EP-12.

Drawing Based on MECI Field Notes, SCDHEC Files, Oconee County GIS Imagery and a RLS Survey of the Site by Jay S. Joshi dated August 11. 2022.

GRAPHIC SCALE

0 50 100 150 200

1IN = 100FT

ALL LOCATIONS ARE APPROXIMATE

Naphthalene Isopleth
("Shallow" Zone)

UST-Unknown 14324
519 East North 1st Street
Seneca, South Carolina
UST Permit# 14324

Midlands Environmental Consultants, Inc.

JOB NO. 26-8772
DATE July 17, 2026
FIGURE 5A

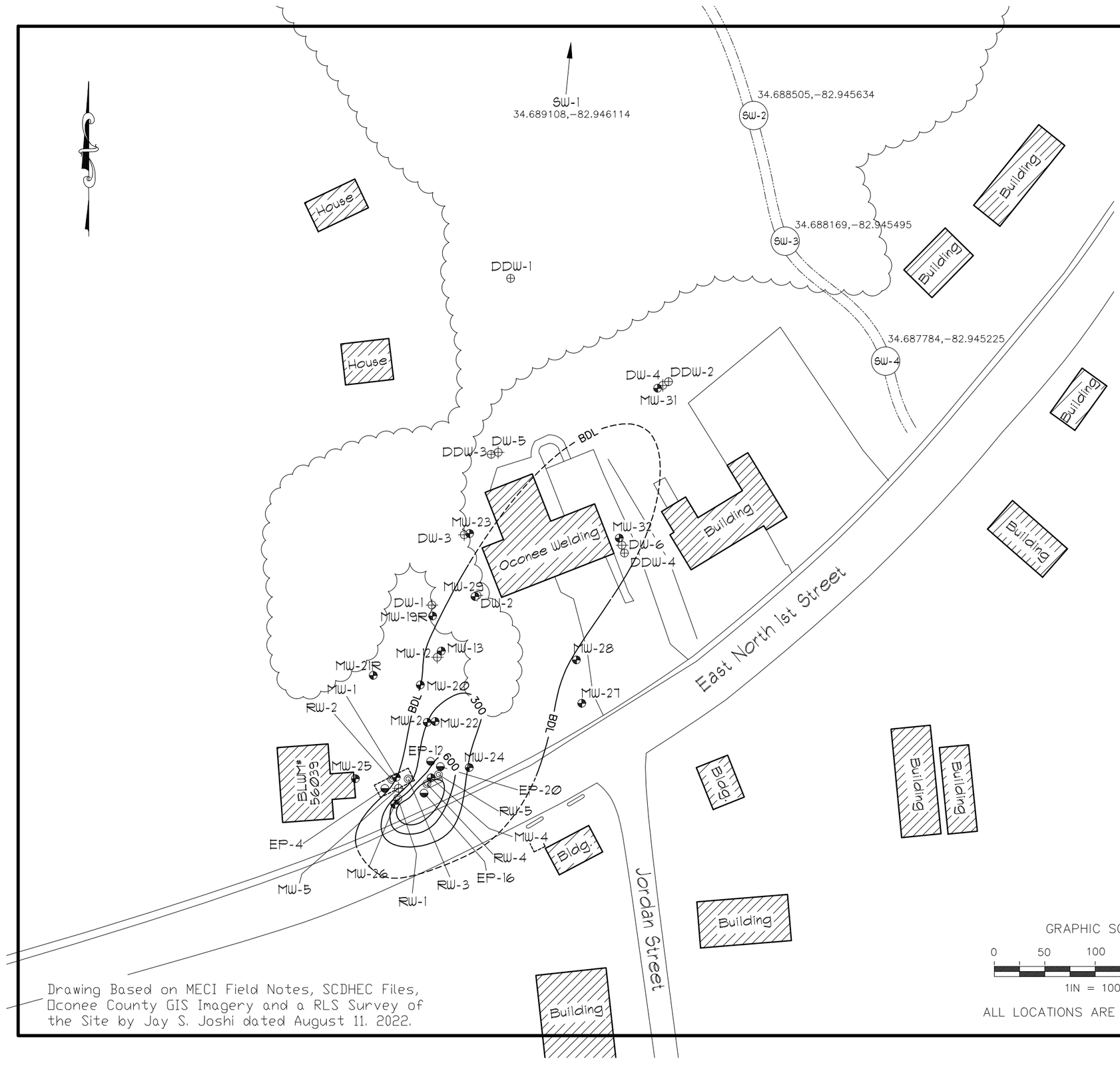

Drawing Based on MECI Field Notes, SCDHEC Files, Oconee County GIS Imagery and a RLS Survey of the Site by Jay S. Joshi dated August 11. 2022.

Explanation:

——— EDB Concentration Isopleth (ug/l)

Notes:

Groundwater samples collected June 29, 2026.

Isopleth Interval = 300 ug/l

Contours Computer Generated using Surfer by Golden Graphics and Modified by MECI Personnel.

"Intermediate" and "Deep" monitoring not used in contouring.

Samples were collected beneath free product in wells MW-1, MW-26, RW-1, RW-2, RW-3, RW-4, RW-5, EP-4 and EP-12.

GRAPHIC SCALE

0 50 100 150 200

1IN = 100FT

ALL LOCATIONS ARE APPROXIMATE

EDB Isopleth
("Shallow" Zone)

UST-Unknown 14324
519 East North 1st Street
Seneca, South Carolina
UST Permit# 14324

Midlands Environmental Consultants, Inc.

JOB NO. 26-8772
DATE July 17, 2026
FIGURE 5B

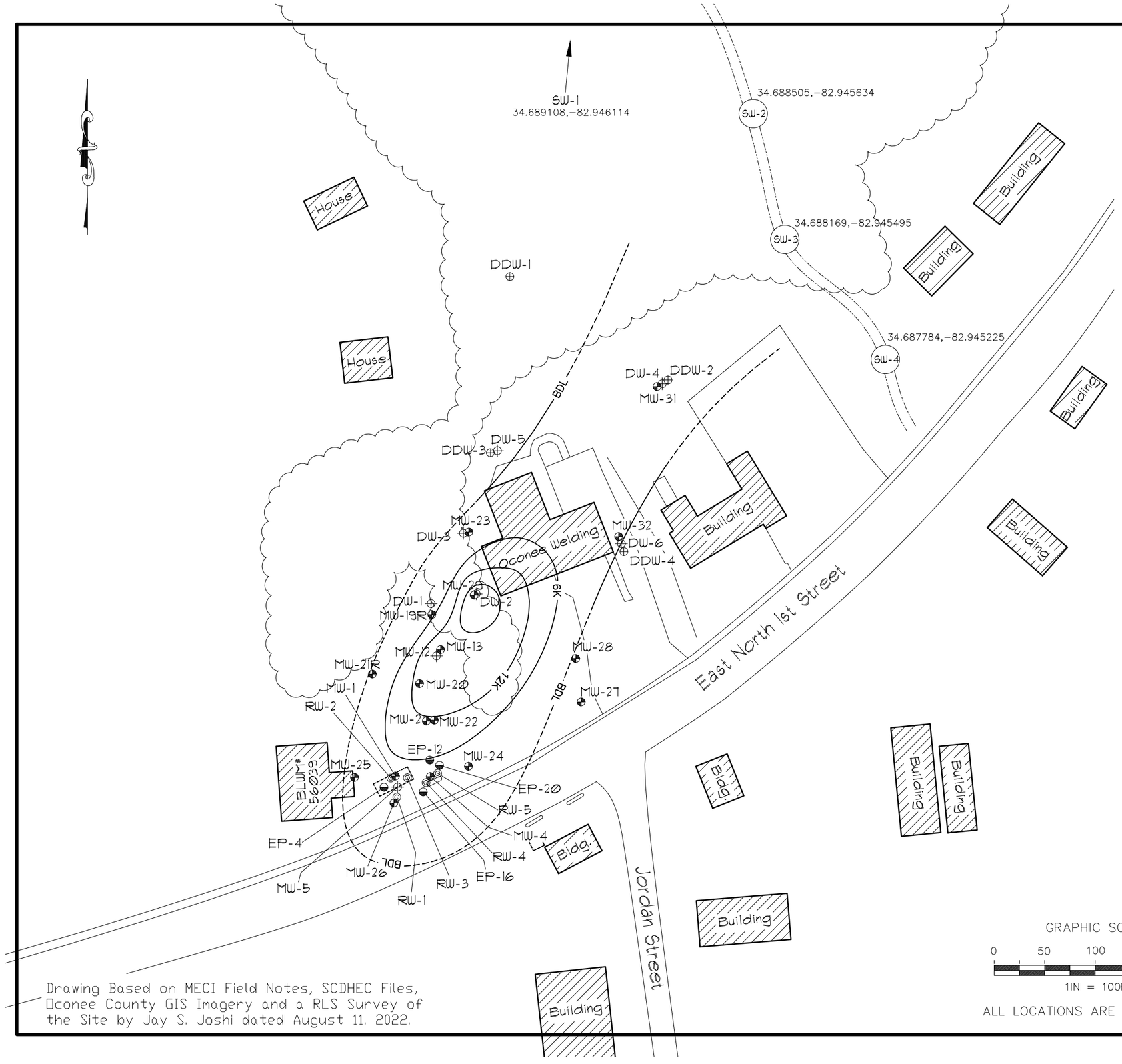

Explanation:

——— Total BTEX Concentration Isopleth (ug/l)

Notes:

Groundwater samples collected June 29, 2026.

Isopleth Interval = 6,000 ug/l

Contours Computer Generated using Surfer by Golden Graphics and Modified by MECI Personnel.

"Shallow" and "Deep" monitoring not used in contouring.

GRAPHIC SCALE

0 50 100 150 200

1IN = 100FT

ALL LOCATIONS ARE APPROXIMATE

Drawing Based on MECI Field Notes, SCDHEC Files, Oconee County GIS Imagery and a RLS Survey of the Site by Jay S. Joshi dated August 11. 2022.

Total BTEX Isopleth

("Intermediate" Zone)

UST-Unknown 14324
519 East North 1st Street
Seneca, South Carolina
UST Permit# 14324

Midlands Environmental Consultants, Inc.

JOB NO. 26-8772

DATE July 17, 2026

FIGURE 5C

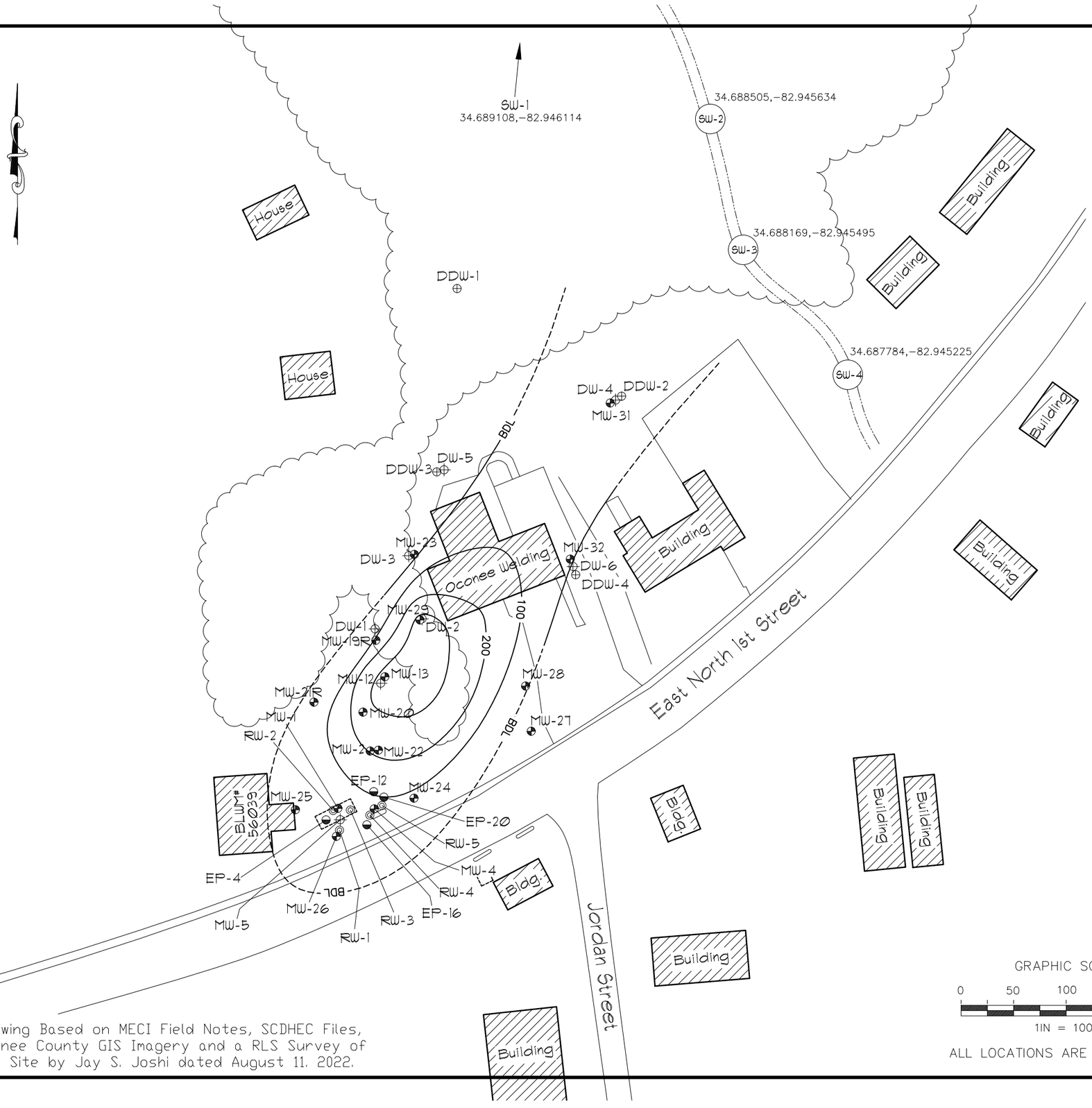

Explanation:

——— Naphthalene Concentration Isopleth (ug/l)

Notes:

Groundwater samples collected June 29, 2026.

Isopleth Interval = 100 ug/l

Contours Computer Generated using Surfer by Golden Graphics and Modified by MECI Personnel.

"Shallow" and "Deep" monitoring not used in contouring.

Drawing Based on MECI Field Notes, SCDHEC Files, Oconee County GIS Imagery and a RLS Survey of the Site by Jay S. Joshi dated August 11. 2022.

GRAPHIC SCALE

0 50 100 150 200

1IN = 100FT

ALL LOCATIONS ARE APPROXIMATE

Naphthalene Isopleth
("Intermediate" Zone)

UST-Unknown 14324
519 East North 1st Street
Seneca, South Carolina
UST Permit# 14324

Midlands Environmental Consultants, Inc.

JOB NO. 26-8772
DATE July 17, 2026
FIGURE 5D

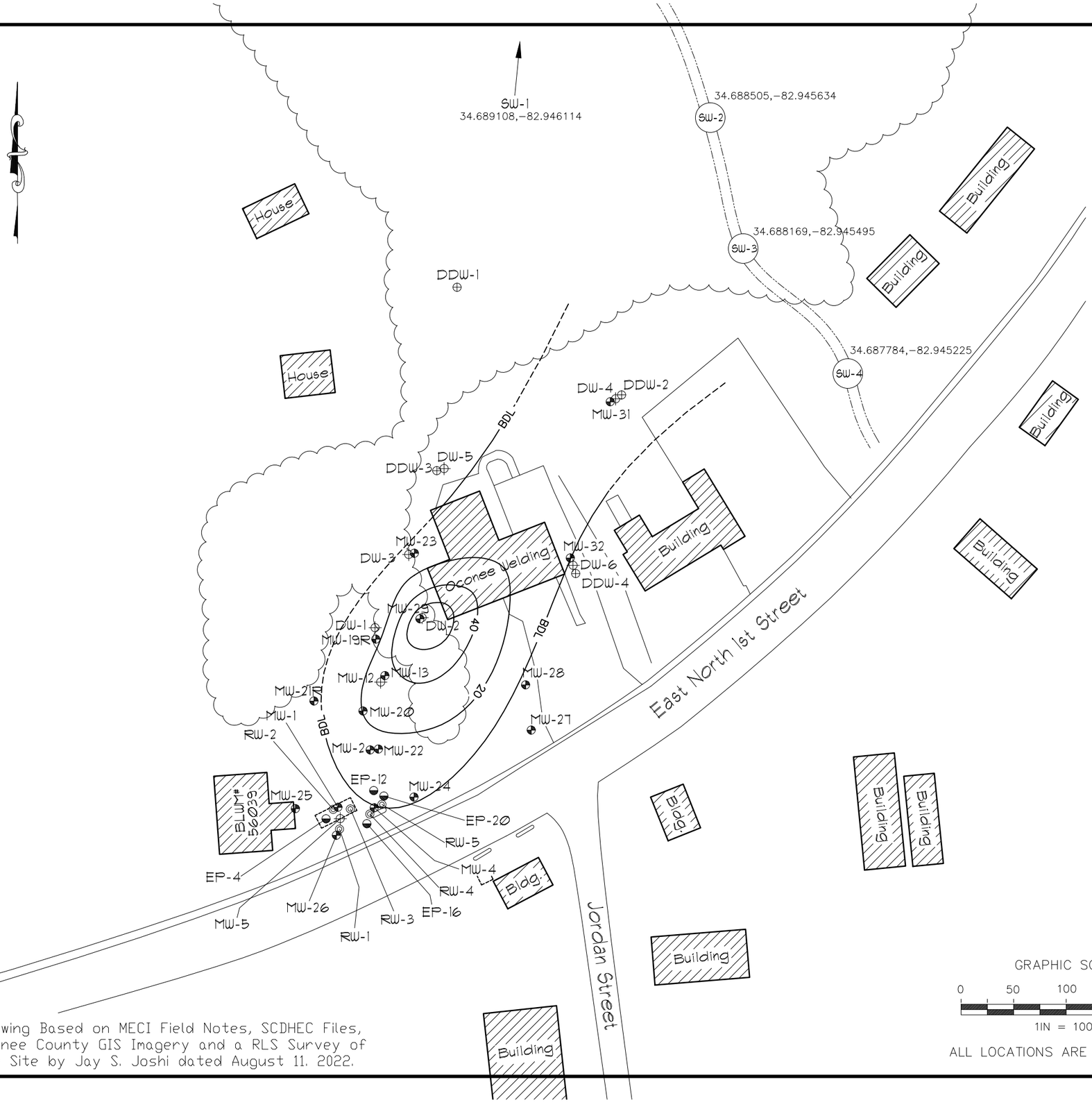

Drawing Based on MECI Field Notes, SCDHEC Files, Oconee County GIS Imagery and a RLS Survey of the Site by Jay S. Joshi dated August 11. 2022.

Explanation:

——— EDB Concentration Isopleth (ug/l)

Notes:

Groundwater samples collected June 29, 2026.

Isopleth Interval = 20 ug/l

Contours Computer Generated using Surfer by Golden Graphics and Modified by MECI Personnel.

"Shallow" and "Deep" monitoring not used in contouring.

GRAPHIC SCALE

0 50 100 150 200

1IN = 100FT

ALL LOCATIONS ARE APPROXIMATE

EDB Isopleth
("Intermediate" Zone)

UST-Unknown 14324
519 East North 1st Street
Seneca, South Carolina
UST Permit# 14324

Midlands Environmental Consultants, Inc.

JOB NO. 26-8772

DATE July 17, 2026

FIGURE 5E

APPENDIX A:

SITE SURVEY

(Not Applicable)

APPENDIX B:

SAMPLING LOGS, LABORATORY DATA SHEETS, & CHAIN-OF-CUSTODY FORMS

Midlands Environmental Consultants, Inc.

Monitoring Well Purge And Sampling Data

Field Personnel: HS, DG, TD, MW

Sampling Date(s): 6/29/26

Sampling Case#: 2

Job Name: UST Unknown 14324

Job Number: 26-8772

Calibration Data for :

Calibration Successful? Yes or No (Please Circle)

pH: Yes No

Conductivity: Yes No

Dissolved Oxygen: Yes No

Turbidity: Conductivity Calibrated Every 3 Months by QA Manager

Well No.	Purge Volume	Sample Time	pH(i)	cond(i)	Temp. (°C)	DO (mg/l)	Turbidity (NTU)	Depth to (feet): product	Depth to (feet): Initial H_2O	Depth to (feet): final H_2O	Well Depth (feet)	Water Height *(feet)	Gallons Purged **calc.	Gallons Purged actual	Notes
MW-1	Initial	14:35	6.86	103.1	20.8	1.03	9.15								
	1st	14:37	6.61	110.6	20.1	1.13	21.90								
	2nd	14:39	6.50	180.4	20.9	1.28	29.39								
	3rd	14:41	6.43	188.7	21.1	1.22	30.02								
	4th	14:43	6.41	200.1	21.2	1.27	28.40								
	5th	14:45	6.38	210.6	21.4	1.29	27.13								
	Sampling								31.60		25 - 40	8.40	1.37	7 gen	odor
													6.85		Unvalt damaged cannot find cap
MW-2	Initial	13:20	6.28	19.4	19.4	2.55	9.17								
	1st	13:21	6.10	23.6	19.1	2.59	12.80								
	2nd	13:22	6.02	25.1	19.5	2.71	13.45								
	3rd	13:23	6.01	30.8	19.7	2.77	15.1								
	4th	13:24	5.92	32.6	19.8	2.80	16.16								
	5th	13:25	5.80	33.1	19.9	2.81	14.01								
	Sampling								33.91		30 - 40	6.09	0.99	5 gen	odor
													4.95		
MW-3	Initial														
	1st														
	2nd														
	3rd														
	4th														
	5th														
	Sampling										30 - 40				
MW-4	Initial	13:50	6.44	74.6	21.0	1.83	9.44								
	1st	13:52	6.41	81.5	22.1	1.89	12.40								
	2nd	13:54	6.46	88.7	22.4	1.96	16.80								
	3rd	13:56	6.52	90.1	22.6	1.91	17.10								
	4th	13:58	6.56	99.5	22.7	1.99	18.50								
	5th	14:00	6.70	100.6	22.8	1.98	16.01								
	Sampling								32.15		30 - 40	7.85	1.28	6.50 gen	Strong odor
													6.40		

*= (Depth of Well) - (Depth to Water = **Water Height**

One Well Volume =x.047 for 1" wells * x .163 for 2" wells, or * x .66 for 4" wells, 1.469 for 6" wells

=. One Well Volume x 5 = **Gallons Purged (calculated)

Casing	Gallons
1"	0.047
2"	0.163
4"	0.653
6"	1.469

Sampling Case#	PH/Conductance SN	DO SN	Turbidity
Case #1	15H101448	17E101302	201301183
Case #2	15E101481	14H103098	201301174
Case #3	17E100512	17E103488	201510251

Midlands Environmental Consultants, Inc.

Monitoring Well Purge And Sampling Data

Field Personnel: HS, DG, TD, MN

Sampling Date(s): 6/29/26

Sampling Case#: 2

Job Name: UST Unknown 14324

Job Number: 26-8772

Calibration Data for :

Calibration Successful? Yes or No (Please Circle)

pH: Yes No

Conductivity: Yes No

Dissolved Oxygen: Yes No

Turbidity: Conductivity Calibrated Every 3 Months by QA Manager

Well No.	Purge Volume	Sample Time	pH(i)	cond(i)	Temp. (°C)	DO (mg/l)	Turbidity (NTU)	Depth to (feet): product	Depth to (feet): Initial H_2O	Depth to (feet): final H_2O	Well Depth (feet)	Water Height *(feet)	Gallons Purged **calc.	Gallons Purged actual	Notes
MW-5	Initial	14:28	6.88	55.3	20.0	2.21	9.80				60 - 65	34.27	5.59	2 gal	organic odor
	1st	14:34	6.80	59.5	21.1	2.27	18.19								
	2nd	14:40	6.71	62.3	21.2	2.28	22.50								
	3rd	14:46	6.70	66.4	21.3	2.30	18.01		30.73						
	4th	14:52	6.65	69.5	21.5	2.33	17.11								
	5th	14:58	6.61	71.4	21.8	2.38	16.52						27.95		
	Sampling														
MW-8	Initial										N/A				
	1st														
	2nd		ABD												
	3rd														
	4th														
	5th														
	Sampling														
MW-12	Initial	13:30	6.04	44.3	18.3	1.83	9.42				60 - 65	29.76	4.85	24.25 gal	odor
	1st	13:35	6.01	49.5	18.1	1.89	12.60								
	2nd	13:40	5.92	52.4	18.9	1.91	13.10								
	3rd	13:45	5.80	55.6	19.5	1.92	15.80		35.24						
	4th	13:50	5.55	58.7	20.1	1.93	11.01								
	5th	13:55	5.40	61.5	20.2	1.94	9.50						24.25		
	Sampling														
MW-13	Initial	13:29	6.44	49.9	18.3	1.90	9.60				36 - 46	10.19	1.66	8.50 gal	odor / DUP-3
	1st	13:31	6.52	50.1	18.1	1.99	13.11								
	2nd	13:33	6.55	48.7	18.4	1.97	15.09								
	3rd	13:35	6.71	47.1	18.6	1.91	14.20		35.81						
	4th	13:37	6.89	46.5	18.4	1.82	12.65								
	5th	13:39	6.99	44.2	19.2	1.80	10.01						8.30		
	Sampling														

*= (Depth of Well) - (Depth to Water = Water Height

One Well Volume =x.047 for 1" wells * x .163 for 2" wells, or * x .66 for 4" wells, 1.469 for 6" wells

**= One Well Volume x 5 = Gallons Purged (calculated)

Casing	Gallons
1"	0.047
2"	0.163
4"	0.653
6"	1.469

Sampling Case#	Ph/Conductance SN	DO SN	Turbidity
Case #1	15H101448	17E101302	201301183
Case #2	15E101481	14H103098	201301174
Case #3	17E100512	17E103488	201510251

Midlands Environmental Consultants, Inc.

Monitoring Well Purge And Sampling Data

Field Personnel: HS, DG, TD, MW

Sampling Date(s): 6/29/26

Sampling Case#: 2

Job Name: UST Unknown 14324

Job Number: 26-8772

Calibration Data for :

Calibration Successful? Yes or No (Please Circle)

pH: Yes No

Conductivity: Yes No

Dissolved Oxygen: Yes No

Turbidity: Conductivity Calibrated Every 3 Months by QA Manager

Well No.	Purge Volume	Sample Time	pH(i)	cond(i)	Temp. (°C)	DO (mg/l)	Turbidity (NTU)	Depth to (feet): product	Depth to (feet): Initial H_2O	Depth to (feet): final H_2O	Well Depth (feet)	Water Height *(feet)	Gallons Purged **calc.	Gallons Purged actual	Notes
MW-19	Initial										35 – 45				
	1st														
	2nd														
	3rd			ADD											
	4th														
	5th														
	Sampling														
MW-19R	Initial	13:10	5.20	35.7	17.8	1.86	9.40		35.93		30 – 40		0.66	3.50 gal	SL, SH odor
	1st	13:11	5.12	50.2	17.9	1.90	12.60								
	2nd	13:12	4.92	55.1	17.9	1.91	13.01								
	3rd	13:13	4.90	56.7	18.5	1.92	15.10								
	4th	13:14	4.86	60.8	18.7	1.94	20.02								
	5th	13:15	4.61	61.4	18.8	1.95	17.30					4.07	3.30		
	Sampling														
MW-20	Initial	13:09	5.29	59.0	19.2	1.90	9.27		34.03		30 – 40	5.97	0.97	5 gal	SL, SH odor
	1st	13:10	5.20	63.4	19.1	1.91	12.80								
	2nd	13:11	5.11	70.5	19.6	1.95	20.05								
	3rd	13:12	5.05	72.4	19.7	1.97	22.10								
	4th	13:13	4.97	77.3	19.9	2.02	21.03								
	5th	13:14	4.90	81.5	19.9	2.10	19.15						4.85		
	Sampling														
MW-21	Initial										30 – 40				
	1st														
	2nd														
	3rd			NL											
	4th														
	5th														
	Sampling														

*= (Depth of Well) - (Depth to Water = **Water Height**

One Well Volume =x.047 for 1" wells * x .163 for 2" wells, or * x .66 for 4" wells, 1.469 for 6" wells

= One Well Volume x 5 = **Gallons Purged (calculated)

Casing	Gallons
1"	0.047
2"	0.163
4"	0.653
6"	1.469

Sampling Case#	PH/Conductance SN	DO SN	Turbidity
Case #1	15H101448	17E101302	201301183
Case #2	15E101481	14H103098	201301174
Case #3	17E100512	17E103488	201510251

Midlands Environmental Consultants, Inc.

Monitoring Well Purge And Sampling Data

Field Personnel: HS, DG, TD, IHN

Sampling Date(s): 6/29/26

Sampling Case#: 2

Job Name: UST Unknown 14324

Job Number: 26-8772

Calibration Data for :

Calibration Successful? Yes or No (Please Circle)

pH: Yes No

Conductivity: Yes No

Dissolved Oxygen: Yes No

Turbidity: Conductivity Calibrated Every 3 Months by QA Manager

Well No.	Purge Volume	Sample Time	pH(i)	cond(i)	Temp. (°C)	DO (mg/l)	Turbidity (NTU)	Depth to (feet): product	Depth to (feet): Initial H_2O	Depth to (feet): final H_2O	Well Depth (feet)	Water Height *(feet)	Gallons Purged **calc.	Gallons Purged actual	Notes
MW-21R	Initial										22 - 32				
	1st														
	2nd														
	3rd	Dry	@		31.42'		BTOC								
	4th														
	5th														
	Sampling														
MW-22	Initial	13:19	5.85	65.6	20.3	1.32	9.16		33.07		30 - 40	6.93	1.13	5.75 gal	odor
	1st	13:20	5.80	100.1	20.1	1.40	13.16								
	2nd	13:21	5.18	106.4	20.2	1.42	16.10								
	3rd	13:22	5.10	109.5	20.3	1.44	17.14								
	4th	13:23	5.03	118.6	20.5	1.50	14.36								
	5th	13:24	4.92	120.7	20.6	1.51	11.01						5.65		
	Sampling														
MW-23	Initial										30 - 40				
	1st														
	2nd														
	3rd	Dry	@	40	30'	BTOC									
	4th														
	5th														
	Sampling														
MW-24	Initial	13:23	6.42	63.2	19.9	1.80	9.62		33.34		30 - 40	6.66	1.09	5.50 gal	[redacted] odor
	1st	13:24	6.40	65.1	19.8	1.81	13.80								
	2nd	13:25	6.15	68.7	20.1	1.82	20.05								
	3rd	13:26	6.10	69.8	20.2	1.88	18.10								
	4th	13:27	6.13	72.4	20.3	1.90	17.40								
	5th	13:28	6.01	77.1	20.5	1.91	16.50						5.45		
	Sampling														

*= (Depth of Well) - (Depth to Water = **Water Height**

One Well Volume =x.047 for 1" wells * x **.163 for 2" wells**, or * x **.66 for 4" wells**, 1.469 for 6" wells

= One Well Volume x 5 = **Gallons Purged (calculated)

Casing	Gallons
1"	0.047
2"	0.163
4"	0.653
6"	1.469

Sampling Case#	Ph/Conductance SN	DO SN	Turbidity
Case #1	15H101448	17E101302	201301183
Case #2	15E101481	14H103098	201301174
Case #3	17E100512	17E103488	201510251

Midlands Environmental Consultants, Inc.

Monitoring Well Purge And Sampling Data

Field Personnel: HS, DG, TD, MW

Sampling Date(s): 6/29/26

Sampling Case#: 2

Job Name: UST Unknown 14324

Job Number: 26-8772

Calibration Data for :

Calibration Successful? Yes or No (Please Circle)

pH: Yes No

Conductivity: Yes No

Dissolved Oxygen: Yes No

Turbidity: Conductivity Calibrated Every 3 Months by QA Manager

Well No.	Purge Volume	Sample Time	pH(i)	cond(i)	Temp. (°C)	DO (mg/l)	Turbidity (NTU)	Depth to (feet): product	Depth to (feet): Initial H_2O	Depth to (feet): final H_2O	Well Depth (feet)	Water Height *(feet)	Gallons Purged **calc.	Gallons Purged actual	Notes
MW-25	Initial	13:08	5.50	59.9	20.3	2.12	9.29								
	1st	13:10	5.47	62.4	20.1	2.13	12.50								
	2nd	13:12	5.50	71.5	21.1	2.15	13.10								
	3rd	13:14	5.38	80.7	21.2	2.20	15.62		27.39		30 – 40	12.61	2.06	0.95 gal	No odor
	4th	13:16	5.31	82.4	21.3	2.28	14.20								
	5th	13:18	5.30	90.5	21.3	2.31	17.09						1.30		
	Sampling														
MW-26	Initial	14:15													
	1st														
	2nd														
	3rd	Sampled below product						31.30	31.45		30 – 40				
	4th														
	5th														
	Sampling														
MW27	Initial	12:40	5.95	47.1	22.3	2.15	9.64								
	1st	12:42	5.90	50.8	22.1	2.17	16.10								
	2nd	12:44	5.81	62.4	22.4	2.20	17.40								
	3rd	12:45	5.76	70.8	22.5	2.29	18.11		37.06		30 – 40	2.94	0.43	2.25 gal	No odor
	4th	12:47	5.72	77.3	22.6	2.33	21.01								
	5th	12:50	5.68	84.8	22.7	2.38	19.10						2.15		
	Sampling														
MW-28	Initial	12:42	5.33	60.3	21.7	3.28	9.33								
	1st	12:44	5.30	68.4	21.6	3.40	13.13								
	2nd	12:45	5.27	69.8	21.9	3.45	15.10								
	3rd	12:46	5.21	71.1	22.1	3.51	20.50		39.92		32 – 42	2.06	0.78	1.75 gal	No odor
	4th	12:47	5.20	77.5	22.8	3.59	19.94								
	5th	12:49	5.18	79.6	22.6	3.60	16.83						1.70		
	Sampling														

*= (Depth of Well) - (Depth to Water = **Water Height**

One Well Volume =x.047 for 1" wells * x .163 for 2" wells, or * x .66 for 4" wells, 1.469 for 6" wells

= One Well Volume x 5 = **Gallons Purged (calculated)

Casing	Gallons
1"	0.047
2"	0.163
4"	0.653
6"	1.469

Sampling Case#	PH/Conductance SN	DO SN	Turbidity
Case #1	15H101448	17E101302	201301183
Case #2	15E101481	14H103098	201301174
Case #3	17E100512	17E103488	201510251

Midlands Environmental Consultants, Inc.

Monitoring Well Purge And Sampling Data

Field Personnel: HS, DG, TD, IHV

Sampling Date(s): 6/29/26

Sampling Case#: 2

Job Name: UST Unknown 14324

Job Number: 26-8772

Calibration Data for :

Calibration Successful? Yes or No (Please Circle)

pH: Yes No

Conductivity: Yes No

Dissolved Oxygen: Yes No

Turbidity: Conductivity Calibrated Every 3 Months by QA Manager

Well No.	Purge Volume	Sample Time	pH(i)	cond(i)	Temp. (°C)	DO (mg/l)	Turbidity (NTU)	Depth to (feet): product	Depth to (feet): Initial H_2O	Depth to (feet): final H_2O	Well Depth (feet)	Water Height *(feet)	Gallons Purged **calc.	Gallons Purged actual	Notes
MW-29	Initial	12:43	5.08	38.7	20.7	2.10	9.26		41.93		35 – 45	3.07	0.50	2.50 gal	5 gal color
	1st	12:46	5.01	42.4	20.1	2.13	13.05								
	2nd	12:49	4.97	44.5	20.2	2.16	20.8						2.50		
	3rd	12:52	4.91	46.8	20.3	2.18	18.95								
	4th	12:55	4.90	49.9	20.6	2.22	16.10								
	5th	12:58	4.76	51.3	20.9	2.27	12.09								
	Sampling														
MW-30	Initial										39 – 49				
	1st														
	2nd		ABD												
	3rd														
	4th														
	5th														
	Sampling														
MW-31	Initial	~~DRY~~									30 – 40				Dry
	1st														
	2nd		DRY @		39.96'		BTOC								
	3rd														
	4th														
	5th														
	Sampling														
MW-32	Initial										30 – 40				Dry
	1st														
	2nd		DRY @		39.94'		BTOC								
	3rd														
	4th														
	5th														
	Sampling														

*= (Depth of Well) - (Depth to Water = **Water Height**

One Well Volume =x.047 for 1" wells * x .163 for 2" wells, or * x .66 for 4" wells, 1.469 for 6" wells

= One Well Volume x 5 = **Gallons Purged (calculated)

Casing	Gallons
1"	0.047
2"	0.163
4"	0.653
6"	1.469

Sampling Case#	Ph/Conductance SN	DO SN	Turbidity
Case #1	15H101448	17E101302	201301183
Case #2	15E101481	14H103098	201301174
Case #3	17E100512	17E103488	201510251

Midlands Environmental Consultants, Inc.

Monitoring Well Purge And Sampling Data

Field Personnel: HS, DG, TD, MW

Sampling Date(s): 6/29/26

Sampling Case#: 2

Job Name: UST Unknown 14324

Job Number: 26-8772

Calibration Data for :

Calibration Successful? Yes or No (Please Circle)

pH: Yes No

Conductivity: Yes No

Dissolved Oxygen: Yes No

Turbidity: Conductivity Calibrated Every 3 Months by QA Manager

Well No.	Purge Volume	Sample Time	pH(i)	cond(i)	Temp. (°C)	DO (mg/l)	Turbidity (NTU)	Depth to (feet): product	Depth to (feet): initial H_2O	Depth to (feet): final H_2O	Well Depth (feet)	Water Height *(feet)	Gallons Purged **calc.	Gallons Purged actual	Notes
Dw-1	Initial	13:07	5.57	46.4	19.8	2.28	9.77		35.48		60 - 65	29.55	4.82	24.25 gal	Slight odor
	1st	13:12	5.56	40.1	19.9	2.26	11.10								
	2nd	13:17	5.38	37.2	20.1	2.19	15.01								
	3rd	13:22	5.30	36.5	21.1	2.10	18.19								
	4th	13:27	5.12	35.3	21.2	2.02	12.10								
	5th	13:32	5.10	33.3	21.4	2.01	9.81						24.10		
	Sampling														
Dw-2	Initial	12:10	5.64	42.5	20.8	1.89	9.32		41.65		60 - 65	23.35	3.81	19.25 gal	Slight odor DUP-2
	1st	12:13	5.60	40.7	20.4	1.80	12.30								
	2nd	12:16	5.57	39.2	20.5	1.77	20.14								
	3rd	12:19	5.50	37.6	20.6	1.73	22.18								
	4th	12:22	5.47	36.4	20.7	1.72	17.13								
	5th	12:25	5.30	32.3	20.9	1.70	12.40						19.05		
	Sampling														
Dw-3	Initial	11:55	6.38	30.7	20.8	2.41	9.80		42.00		60 - 65	23.00	3.75	18.75 gal	No odor
	1st	11:59	6.30	30.1	20.7	2.30	13.50								
	2nd	12:03	6.12	29.4	20.6	2.30	15.11								
	3rd	12:07	6.10	29.5	20.4	2.38	17.12								
	4th	12:11	6.07	29.6	20.5	2.46	12.40								
	5th	12:15	6.01	29.2	20.3	2.30	9.76						18.75		
	Sampling														
Dw-4	Initial	11:25	6.18	37.1	20.2	2.12	9.18		41.62		58 - 63	21.38	3.48	17.50 gal	Slight odor DUP-1
	1st	11:29	6.10	36.3	20.1	2.10	12.40								
	2nd	11:33	6.07	31.3	21.6	2.08	13.85								
	3rd	11:37	6.01	30.8	21.4	2.04	12.47								
	4th	11:41	5.92	32.7	21.5	2.01	13.11								
	5th	11:45	5.91	30.1	21.7	2.00	11.09						17.40		
	Sampling														

*= (Depth of Well) - (Depth to Water = **Water Height**

One Well Volume =x.047 for 1" wells * x .163 for 2" wells, or * x .66 for 4" wells, 1.469 for 6" wells

= One Well Volume x 5 = **Gallons Purged (calculated)

Casing	Gallons
1"	0.047
2"	0.163
4"	0.653
6"	1.469

Sampling Case#	pH/Conductance SN	DO SN	Turbidity
Case #1	15H101448	17E101302	201301183
Case #2	15E101481	14H103098	201301174
Case #3	17E100512	17E103488	201510251

Midlands Environmental Consultants, Inc.

Monitoring Well Purge And Sampling Data

Field Personnel: HS, DC, TD, MN

Sampling Date(s): 6/29/26

Sampling Case#: 2

Job Name: UST Unknown 14324

Job Number: 26-8772

Calibration Data for :

Calibration Successful? Yes or No (Please Circle)

pH:	Yes	No
Conductivity:	Yes	No
Dissolved Oxygen:	Yes	No
Turbidity:	Conductivity Calibrated Every 3 Months by QA Manager	

Well No.	Purge Volume	Sample Time	pH(i)	cond(i)	Temp. (°C)	DO (mg/l)	Turbidity (NTU)	Depth to (feet): product	Depth to (feet): initial H_2O	Depth to (feet): final H_2O	Well Depth (feet)	Water Height *(feet)	Gallons Purged **calc.	Gallons Purged actual	Notes
DW-5	Initial	12:08	6.22	44.0	21.8	4.29	9.89		43.72		59 – 64	20.48	3.34	16.75 gal	NP odor
	1st	12:12	6.18	43.7	21.7	4.20	12.87								
	2nd	12:16	6.10	42.2	21.2	4.12	13.44								
	3rd	12:20	6.07	40.3	21.3	4.10	15.10								
	4th	12:24	6.02	40.1	21.4	4.02	12.90								
	5th	12:28	6.01	32.4	21.5	3.97	9.94						16.70		
	Sampling														
DW-6	Initial	12:07	8.52	74.6	20.8	2.70	9.67		37.24		60 – 65	27.76	4.952	22.75 gal	NP odor
	1st	12:12	8.50	74.1	20.1	2.28	11.01								
	2nd	12:17	8.47	73.8	20.2	2.20	13.10								
	3rd	12:22	8.40	72.5	20.3	2.12	14.11								
	4th	12:28	8.14	70.1	20.4	2.10	15.04								
	5th	12:33	8.12	68.3	20.5	2.07	12.28						22.60		
	Sampling														
DDW-1	Initial							(83.5		(64.20 (Init.)	80 – 120				
	1st	10:30	(83.5)					(92.5							
	2nd	10:35	92.5					(102.5							
	3rd	10:40	102.5					(112.5							
	4th	10:45	112.5					(119.5							
	5th	10:50	(119.5)												
	Sampling														
DDW-2	Initial	11:20	7.13	85.0	21.2	3.22	9.02		40.13		85 – 90	49.87	8.13	40.75 gal	NP odor
	1st	11:29	7.80	88.1	21.1	3.38	11.01								
	2nd	11:38	7.91	89.4	21.8	3.36	13.40								
	3rd	11:47	7.99	91.2	21.9	3.38	15.11								
	4th	11:54	8.10	93.6	22.0	3.48	11.03								
	5th	12:03	8.13	96.8	22.1	3.49	9.16						40.65		
	Sampling														

*= (Depth of Well) - (Depth to Water = **Water Height**

One Well Volume =x.047 for 1" wells * x .163 for 2" wells, or * x .66 for 4" wells, 1.469 for 6" wells

= One Well Volume x 5 = **Gallons Purged (calculated)

Casing	Gallons
1"	0.047
2"	0.163
4"	0.653
6"	1.469

Sampling Case#	pH/Conductance SN	DO SN	Turbidity
Case #1	15H101448	17E101302	201301183
Case #2	15E101481	14H103098	201301174
Case #3	17E100512	17E103488	201510251

Midlands Environmental Consultants, Inc.

Monitoring Well Purge And Sampling Data

Field Personnel: HS, DG, TD, MW

Sampling Date(s): 6/29/26

Sampling Case#: 2

Job Name: UST Unknown 14324

Job Number: 26-8772

Calibration Data for :

Calibration Successful? Yes or No (Please Circle)

pH: Yes No

Conductivity: Yes No

Dissolved Oxygen: Yes No

Turbidity: Conductivity Calibrated Every 3 Months by QA Manager

Well No.	Purge Volume	Sample Time	pH(i)	cond(i)	Temp. (°C)	DO (mg/l)	Turbidity (NTU)	Depth to (feet): product	Depth to (feet): Initial H_2O	Depth to (feet): final H_2O	Well Depth (feet)	Water Height *(feet)	Gallons Purged **calc.	Gallons Purged actual	Notes
DDW-3	Initial	11:24	6.64	74.1	18.3	3.20	9.67		43.4		85 – 90	46.79	7.67	38.25 gal	4" odor
	1st	11:32	6.72	76.3	18.1	3.23	12.01								
	2nd	11:40	6.80	78.9	18.4	3.29	13.10								
	3rd	11:48	6.88	81.2	18.5	3.37	11.30								
	4th	11:56	6.87	83.5	18.6	3.39	10.12						38.15		
	5th	12:04	6.81	85.4	18.7	3.43	9.10								
	Sampling														
DDW-4	Initial	11:22	5.96	67.6	20.8	3.12	9.06		37.95		80 – 85	47.95	7.82	39.25 gal	4" odor
	1st	11:30	5.99	68.7	20.5	3.18	12.11								
	2nd	11:38	6.10	69.1	20.6	3.30	13.50								
	3rd	11:46	6.11	71.4	20.9	3.37	14.60								
	4th	11:54	6.13	73.3	21.1	3.39	12.44						39.10		
	5th	12:02	6.14	78.4	21.2	3.47	10.73								
	Sampling														
RW-1	Initial	14:22						31.53	31.56		20 – 40				4" well
	1st	Sampled below product													
	2nd														
	3rd														
	4th														
	5th														
	Sampling														
RW-2	Initial	14:29						31.78	31.79		20 – 40				4" well
	1st	Sampled below product													
	2nd														
	3rd														
	4th														
	5th														
	Sampling														

*= (Depth of Well) - (Depth to Water = **Water Height**

One Well Volume =x.047 for 1" wells * x .163 for 2" wells, or * x .66 for 4" wells, 1.469 for 6" wells

= One Well Volume x 5 = **Gallons Purged (calculated)

Casing	Gallons
1"	0.047
2"	0.163
4"	0.653
6"	1.469

Sampling Case#	PH/Conductance SN	DO SN	Turbidity
Case #1	15H101448	17E101302	201301183
Case #2	15E101481	14H103098	201301174
Case #3	17E100512	17E103488	201510251

Midlands Environmental Consultants, Inc.

Monitoring Well Purge And Sampling Data

Field Personnel: HS, DG, TD, IHN

Sampling Date(s): 6/29/26

Sampling Case#: 2

Job Name: UST Unknown 14324

Job Number: 26-8772

Calibration Data for :

Calibration Successful? Yes or No (Please Circle)

pH: Yes No

Conductivity: Yes No

Dissolved Oxygen: Yes No

Turbidity: Conductivity Calibrated Every 3 Months by QA Manager

Well No.	Purge Volume	Sample Time	pH(i)	cond(i)	Temp. (°C)	DO (mg/l)	Turbidity (NTU)	Depth to (feet): product	Depth to (feet): initial H_2O	Depth to (feet): final H_2O	Well Depth (feet)	Water Height *(feet)	Gallons Purged **calc.	Gallons Purged actual	Notes
Rw-3	Initial	14:17						31.90	31.98		20 – 40				4" well
	1st														
	2nd														
	3rd	Sampled	below	product											
	4th														
	5th														
	Sampling														
Rw-4	Initial	14:05						32.28	32.50		20 – 40				4" well
	1st														
	2nd														
	3rd	Sampled	below	product											
	4th														
	5th														
	Sampling														
Rw-5	Initial	14:00						32.55	32.17		30 – 40				4" well
	1st														
	2nd														
	3rd	Sampled	below	product											
	4th														
	5th														
	Sampling														
EP-4	Initial	14:25						31.15	31.85		20 – 35				
	1st														
	2nd														
	3rd	Sampled	below	product											
	4th														
	5th														
	Sampling														

*= (Depth of Well) - (Depth to Water = **Water Height**

One Well Volume =x.047 for 1" wells * x .163 for 2" wells, or * x .66 for 4" wells, 1.469 for 6" wells

= One Well Volume x 5 = **Gallons Purged (calculated)

Casing	Gallons
1"	0.047
2"	0.163
4"	0.653
6"	1.469

Sampling Case#	PH/Conductance SN	DO SN	Turbidity
Case #1	15H101448	17E101302	201301183
Case #2	15E101481	14H103098	201301174
Case #3	17E100512	17E103488	201510251

Midlands Environmental Consultants, Inc.

Monitoring Well Purge And Sampling Data

Field Personnel: HS, DG, TD, MN

Sampling Date(s): 6/29/26

Sampling Case#: 2

Job Name: UST Unknown 14324

Job Number: 26-8772

Calibration Data for :

Calibration Successful? Yes or No (Please Circle)

pH: Yes No

Conductivity: Yes No

Dissolved Oxygen: Yes No

Turbidity: Conductivity Calibrated Every 3 Months by QA Manager

Well No.	Purge Volume	Sample Time	pH(i)	cond(i)	Temp. (°C)	DO (mg/l)	Turbidity (NTU)	Depth to (feet): product	Depth to (feet): Initial H_2O	Depth to (feet): final H_2O	Well Depth (feet)	Water Height *(feet)	Gallons Purged **calc.	Gallons Purged actual	Notes
EP-12	Initial	13:45						31.92	32.02		20 - 35				
	1st														
	2nd														
	3rd	Sampled below product													
	4th														
	5th														
	Sampling														
EP-16	Initial	14:10						32.20	32.21		TD: 34.25				
	1st														
	2nd														
	3rd	Sampled below product													
	4th														
	5th														
	Sampling														
EP-20	Initial	DRY @ 32.91' BTOC									13 - 35				
	1st														
	2nd														
	3rd														
	4th														
	5th														
	Sampling														
SW-1	Initial	11:00	8.20	101.4	23.8	2.10	9.17	(@34.689105, -82.946114)							
	1st														
	2nd														
	3rd	Sampled from Creek													
	4th														
	5th														
	Sampling														

*= (Depth of Well) - (Depth to Water = **Water Height**

One Well Volume =x.047 for 1" wells * x .163 for 2" wells, or * x .66 for 4" wells, 1.469 for 6" wells

= One Well Volume x 5 = **Gallons Purged (calculated)

Casing	Gallons
1"	0.047
2"	0.163
4"	0.653
6"	1.469

Sampling Case#	PH/Conductance SN	DO SN	Turbidity
Case #1	15H101448	17E101302	201301183
Case #2	15E101481	14H103098	201301174
Case #3	17E100512	17E103488	201510251

Midlands Environmental Consultants, Inc.

Monitoring Well Purge And Sampling Data

Field Personnel: HS, DG, TD, MW

Sampling Date(s): 6/29/26

Sampling Case#: 2

Job Name: UST Unknown 14324

Job Number: 26-8772

Calibration Data for :

Calibration Successful? Yes or No (Please Circle)

pH: Yes No

Conductivity: Yes No

Dissolved Oxygen: Yes No

Turbidity: Conductivity Calibrated Every 3 Months by QA Manager

Well No.	Purge Volume	Sample Time	pH(i)	cond(i)	Temp. (°C)	DO (mg/l)	Turbidity (NTU)	Depth to (feet): product	Depth to (feet): Initial H_2O	Depth to (feet): final H_2O	Well Depth (feet)	Water Height *(feet)	Gallons Purged **calc.	Gallons Purged actual	Notes
Sw-2	Initial	11:03	7.90	107.1	22.8	2.48	9.67	(34.688505, -82.945634)							
	1st														
	2nd														
	3rd	Sampled from creek													
	4th														
	5th														
	Sampling														
Sw-3	Initial	11:05	7.70	100.1	22.7	2.30	9.18	(34.688169, -82.945495)							
	1st														
	2nd														
	3rd	Sampled from Creek													
	4th														
	5th														
	Sampling														
Sw-4	Initial	11:06	7.12	102.4	22.6	2.62	9.32	(34.687784, -82.945225)							
	1st														
	2nd														
	3rd														
	4th	Sampled from Creek													
	5th														
	Sampling														
Dup-1	Initial	11:45, Dup-4, slight odor													
	1st														
Dup-2	2nd	12:25, Dup-2, slight odor													
	3rd														
Dup-3	4th	13:39, MW-13, odor													
	5th														
	Sampling														

*= (Depth of Well) - (Depth to Water = **Water Height**

One Well Volume =x.047 for 1" wells * x .163 for 2" wells, or * x .66 for 4" wells, 1.469 for 6" wells

= One Well Volume x 5 = **Gallons Purged (calculated)

Casing	Gallons
1"	0.047
2"	0.163
4"	0.653
6"	1.469

Sampling Case#	PH/Conductance SN	DO SN	Turbidity
Case #1	15H101448	17E101302	201301183
Case #2	15E101481	14H103098	201301174
Case #3	17E100512	17E103488	201510251

Midlands Environmental Consultants, Inc.

Monitoring Well Purge And Sampling Data

Field Personnel: HS, DG, TD, MN

Sampling Date(s): 6/29/26

Sampling Case#: 2

Job Name: UST Unknown 14324

Job Number: 26-8772

Calibration Data for :

Calibration Successful? Yes or No (Please Circle)

pH: Yes No

Conductivity: Yes No

Dissolved Oxygen: Yes No

Turbidity: Conductivity Calibrated Every 3 Months by QA Manager

Well No.	Purge Volume	Sample Time	pH(i)	cond(i)	Temp. (°C)	DO (mg/l)	Turbidity (NTU)	Depth to (feet): product	Depth to (feet): Initial H_2O	Depth to (feet): final H_2O	Well Depth (feet)	Water Height *(feet)	Gallons Purged **calc.	Gallons Purged actual	Notes
FB	Initial	15:02													
	1st														
TB-1	2nd	0800													
	3rd														
TB-2	4th	0800													
	5th														
	Sampling														
GAC	Initial														
	1st	15:05													
	2nd														
	3rd														
	4th														
	5th														
	Sampling														
	Initial														
	1st														
	2nd														
	3rd														
	4th														
	5th														
	Sampling														
	Initial														
	1st														
	2nd														
	3rd														
	4th														
	5th														
	Sampling														

*= (Depth of Well) - (Depth to Water = **Water Height**

One Well Volume =x.047 for 1" wells * x .163 for 2" wells, or * x .66 for 4" wells, 1.469 for 6" wells

= One Well Volume x 5 = **Gallons Purged (calculated)

Casing	Gallons
1"	0.047
2"	0.163
4"	0.653
6"	1.469

Sampling Case#	PH/Conductance SN	DO SN	Turbidity
Case #1	15H101448	17E101302	201301183
Case #2	15E101481	14H103098	201301174
Case #3	17E100512	17E103488	201510251

Pace Analytical Services, LLC
9800 Kincey Ave. Suite 100
Huntersville, NC 28078
(704)875-9092

July 14, 2026

Mr. Bryan Shane, P.G.
Midlands Environmental
PO Box 854
Lexington, SC 29071

RE: Project: UST Unkown 14329 #14324
Pace Project No.: 92868485

Dear Mr. Shane, P.G.:

Enclosed are the analytical results for sample(s) received by the laboratory on July 01, 2026. The results relate only to the samples included in this report. Results reported herein conform to the applicable TNI/NELAC Standards and the laboratory's Quality Manual, where applicable, unless otherwise noted in the body of the report.

The test results provided in this final report were generated by each of the following laboratories within the Pace Network:

- Pace Analytical Services - Charlotte

If you have any questions concerning this report, please feel free to contact me.

Sincerely,

Anna Johnson
anna.johnson@pacelabs.com
(704)875-9092
Project Manager

Enclosures

cc: Mr. Jeff Coleman, Midlands Environmental

This report shall not be reproduced, except in full,
without the written consent of Pace Analytical Services, LLC.

Pace Analytical Services, LLC
9800 Kincey Ave. Suite 100
Huntersville, NC 28078
(704)875-9092

CERTIFICATIONS

Project: UST Unkown 14329 #14324
Pace Project No.: 92868485

Pace Analytical Services Charlotte

South Carolina Laboratory ID: 99006
9800 Kincey Ave. Ste 100, Huntersville, NC 28078
North Carolina Drinking Water Certification #: 37706
North Carolina Field Services Certification #: 5342
North Carolina Wastewater Certification #: 12
South Carolina Laboratory ID: 99006
South Carolina Certification #: 99006001
South Carolina Drinking Water Cert. #: 99006003
Florida/NELAP Certification #: E87627
Kentucky UST Certification #: 84
Louisiana DoH Drinking Water #: LA029
Virginia/VELAP Certification #: 460221

REPORT OF LABORATORY ANALYSIS

This report shall not be reproduced, except in full,
without the written consent of Pace Analytical Services, LLC.

Pace Analytical Services, LLC
9800 Kincey Ave. Suite 100
Huntersville, NC 28078
(704)875-9092

SAMPLE ANALYTE COUNT

Project: UST Unkown 14329 #14324
Pace Project No.: 92868485

Lab ID	Sample ID	Method	Analysts	Analytes Reported	Laboratory
92868485001	**MW-1**	EPA 8011	VJM	2	PASI-C
		EPA 8260D	LMB	20	PASI-C
92868485002	**MW-2**	EPA 8011	VJM	2	PASI-C
		EPA 8260D	LMB	20	PASI-C
92868485003	**MW-4**	EPA 8011	VJM	2	PASI-C
		EPA 8260D	LMB	20	PASI-C
92868485004	**MW-5**	EPA 8011	VJM	2	PASI-C
		EPA 8260D	LMB	20	PASI-C
92868485005	**MW-12**	EPA 8011	VJM	2	PASI-C
		EPA 8260D	LMB	20	PASI-C
92868485006	**MW-13**	EPA 8011	VJM	2	PASI-C
		EPA 8260D	SAS	20	PASI-C
92868485007	**MW-19R**	EPA 8011	VJM	2	PASI-C
		EPA 8260D	LMB	20	PASI-C
92868485008	**MW-20**	EPA 8011	VJM	2	PASI-C
		EPA 8260D	LMB	20	PASI-C
92868485009	**MW-22**	EPA 8011	VJM	2	PASI-C
		EPA 8260D	SAS	20	PASI-C
92868485010	**GAC**	EPA 8011	VJM	2	PASI-C
		EPA 8260D	LMB	20	PASI-C
92868485011	**TB-1**	EPA 8260D	LMB	20	PASI-C
92868485012	**TB-2**	EPA 8260D	LMB	20	PASI-C
92868485013	**EP-16**	EPA 8011	VJM	2	PASI-C
		EPA 8260D	LMB	20	PASI-C
92868485014	**SW-1**	EPA 8011	VJM	2	PASI-C
		EPA 8260D	SAS	20	PASI-C
92868485015	**SW-2**	EPA 8011	VJM	2	PASI-C
		EPA 8260D	SAS	20	PASI-C
92868485016	**SW-3**	EPA 8011	VJM	2	PASI-C
		EPA 8260D	SAS	20	PASI-C
92868485017	**SW-4**	EPA 8011	VJM	2	PASI-C
		EPA 8260D	SAS	20	PASI-C
92868485018	**DUP-1**	EPA 8011	VJM	2	PASI-C
		EPA 8260D	SAS	20	PASI-C
92868485019	**DUP-2**	EPA 8011	VJM	2	PASI-C
		EPA 8260D	SAS	20	PASI-C
92868485020	**DUP-3**	EPA 8011	VJM	2	PASI-C

This report shall not be reproduced, except in full,
without the written consent of Pace Analytical Services, LLC.

Pace Analytical Services, LLC
9800 Kincey Ave. Suite 100
Huntersville, NC 28078
(704)875-9092

SAMPLE ANALYTE COUNT

Project: UST Unkown 14329 #14324
Pace Project No.: 92868485

Lab ID	Sample ID	Method	Analysts	Analytes Reported	Laboratory
		EPA 8260D	LMB	20	PASI-C
92868485021	**FB**	EPA 8011	VJM	2	PASI-C
		EPA 8260D	LMB	20	PASI-C
92868485022	**DDW-2**	EPA 8011	VJM	2	PASI-C
		EPA 8260D	LMB	20	PASI-C
92868485023	**DDW-3**	EPA 8011	VJM	2	PASI-C
		EPA 8260D	LMB	20	PASI-C
92868485024	**DDW-4**	EPA 8011	VJM	2	PASI-C
		EPA 8260D	LMB	20	PASI-C
92868485025	**RW-1**	EPA 8011	VJM	2	PASI-C
		EPA 8260D	LMB	20	PASI-C
92868485026	**RW-2**	EPA 8011	VJM	2	PASI-C
		EPA 8260D	SAS	20	PASI-C
92868485027	**RW-3**	EPA 8011	VJM	2	PASI-C
		EPA 8260D	LMB	20	PASI-C
92868485028	**RW-4**	EPA 8011	VJM	2	PASI-C
		EPA 8260D	LMB	20	PASI-C
92868485029	**RW-5**	EPA 8011	VJM	2	PASI-C
		EPA 8260D	LMB	20	PASI-C
92868485030	**EP-4**	EPA 8011	VJM	2	PASI-C
		EPA 8260D	LMB	20	PASI-C
92868485031	**EP-12**	EPA 8011	VJM	2	PASI-C
		EPA 8260D	LMB	20	PASI-C
92868485032	**DW-2**	EPA 8011	VJM	2	PASI-C
		EPA 8260D	LMB	20	PASI-C
92868485033	**DW-3**	EPA 8011	VJM	2	PASI-C
		EPA 8260D	SAS	20	PASI-C
92868485034	**DW-4**	EPA 8011	VJM	2	PASI-C
		EPA 8260D	LMB	20	PASI-C
92868485035	**DW-5**	EPA 8011	VJM	2	PASI-C
		EPA 8260D	LMB	20	PASI-C
92868485036	**DW-6**	EPA 8011	VJM	2	PASI-C
		EPA 8260D	LMB	20	PASI-C
92868485037	**DDW-1 (83.5)**	EPA 8011	VJM	2	PASI-C
		EPA 8260D	LMB	20	PASI-C
92868485038	**DDW-1 (92.5)**	EPA 8011	VJM	2	PASI-C
		EPA 8260D	LMB	20	PASI-C

REPORT OF LABORATORY ANALYSIS

This report shall not be reproduced, except in full,
without the written consent of Pace Analytical Services, LLC.

Pace Analytical Services, LLC
9800 Kincey Ave. Suite 100
Huntersville, NC 28078
(704)875-9092

SAMPLE ANALYTE COUNT

Project: UST Unkown 14329 #14324
Pace Project No.: 92868485

Lab ID	Sample ID	Method	Analysts	Analytes Reported	Laboratory
92868485039	**DDW-1 (102.5)**	EPA 8011	VJM	2	PASI-C
		EPA 8260D	LMB	20	PASI-C
92868485040	**DDW-1 (112.5)**	EPA 8011	VJM	2	PASI-C
		EPA 8260D	LMB	20	PASI-C
92868485041	**DDW-1 (119.5)**	EPA 8011	VJM	2	PASI-C
		EPA 8260D	LMB	20	PASI-C
92868485042	**MW-24**	EPA 8011	VJM	2	PASI-C
		EPA 8260D	SAS	20	PASI-C
92868485043	**MW-25**	EPA 8011	VJM	2	PASI-C
		EPA 8260D	LMB	20	PASI-C
92868485044	**MW-26**	EPA 8011	VJM	2	PASI-C
		EPA 8260D	LMB	20	PASI-C
92868485045	**MW-27**	EPA 8011	VJM	2	PASI-C
		EPA 8260D	LMB	20	PASI-C
92868485046	**MW-28**	EPA 8011	VJM	2	PASI-C
		EPA 8260D	LMB	20	PASI-C
92868485047	**MW-29**	EPA 8011	VJM	2	PASI-C
		EPA 8260D	LMB	20	PASI-C
92868485048	**DW-1**	EPA 8011	VJM	2	PASI-C
		EPA 8260D	SAS	20	PASI-C

PASI-C = Pace Analytical Services - Charlotte

This report shall not be reproduced, except in full,
without the written consent of Pace Analytical Services, LLC.

Pace Analytical Services, LLC
9800 Kincey Ave. Suite 100
Huntersville, NC 28078
(704)875-9092

ANALYTICAL RESULTS

Project: UST Unkown 14329 #14324
Pace Project No.: 92868485

Sample: MW-1 **Lab ID: 92868485001** Collected: 06/29/26 14:45 Received: 07/01/26 13:44 Matrix: Water

Parameters	Results	Units	Report Limit	DF	Prepared	Analyzed	CAS No.	Qual
8011 GCS EDB and DBCP	Analytical Method: EPA 8011 Preparation Method: EPA 8011 Pace Analytical Services - Charlotte							
1,2-Dibromoethane (EDB)	ND	ug/L	0.035	1	07/08/26 16:51	07/08/26 20:15	106-93-4	
Surrogates								
1-Chloro-2-bromopropane (S)	92	%	60-140	1	07/08/26 16:51	07/08/26 20:15	301-79-56	
8260 MSV	Analytical Method: EPA 8260D Pace Analytical Services - Charlotte							
tert-Amyl Alcohol	ND	ug/L	1000	10		07/02/26 19:54	75-85-4	
tert-Amylmethyl ether	ND	ug/L	100	10		07/02/26 19:54	994-05-8	
Benzene	ND	ug/L	50.0	10		07/02/26 19:54	71-43-2	
3,3-Dimethyl-1-Butanol	ND	ug/L	1000	10		07/02/26 19:54	624-95-3	
tert-Butyl Alcohol	ND	ug/L	1000	10		07/02/26 19:54	75-65-0	
tert-Butyl Formate	ND	ug/L	500	10		07/02/26 19:54	762-75-4	
1,2-Dichloroethane	ND	ug/L	50.0	10		07/02/26 19:54	107-06-2	
Diisopropyl ether	ND	ug/L	50.0	10		07/02/26 19:54	108-20-3	
Ethanol	ND	ug/L	2000	10		07/02/26 19:54	64-17-5	
Ethylbenzene	**338**	ug/L	50.0	10		07/02/26 19:54	100-41-4	
Ethyl-tert-butyl ether	ND	ug/L	100	10		07/02/26 19:54	637-92-3	
Methyl-tert-butyl ether	ND	ug/L	50.0	10		07/02/26 19:54	1634-04-4	
Naphthalene	**286**	ug/L	50.0	10		07/02/26 19:54	91-20-3	
Toluene	ND	ug/L	50.0	10		07/02/26 19:54	108-88-3	
Xylene (Total)	**2180**	ug/L	50.0	10		07/02/26 19:54	1330-20-7	
m&p-Xylene	**1990**	ug/L	100	10		07/02/26 19:54	179601-23-1	
o-Xylene	**188**	ug/L	50.0	10		07/02/26 19:54	95-47-6	
Surrogates								
4-Bromofluorobenzene (S)	95	%	70-130	10		07/02/26 19:54	460-00-4	
1,2-Dichloroethane-d4 (S)	95	%	70-130	10		07/02/26 19:54	17060-07-0	
Toluene-d8 (S)	100	%	70-130	10		07/02/26 19:54	2037-26-5	

REPORT OF LABORATORY ANALYSIS

This report shall not be reproduced, except in full,
without the written consent of Pace Analytical Services, LLC.

Pace Analytical Services, LLC
9800 Kincey Ave. Suite 100
Huntersville, NC 28078
(704)875-9092

ANALYTICAL RESULTS

Project: UST Unkown 14329 #14324
Pace Project No.: 92868485

Sample: MW-2 **Lab ID: 92868485002** Collected: 06/29/26 13:25 Received: 07/01/26 13:44 Matrix: Water

Parameters	Results	Units	Report Limit	DF	Prepared	Analyzed	CAS No.	Qual
8011 GCS EDB and DBCP	Analytical Method: EPA 8011 Preparation Method: EPA 8011 Pace Analytical Services - Charlotte							
1,2-Dibromoethane (EDB)	**236**	ug/L	9.8	500	07/02/26 07:41	07/08/26 14:05	106-93-4	M1
Surrogates								
1-Chloro-2-bromopropane (S)	0	%	60-140	500	07/02/26 07:41	07/08/26 14:05	301-79-56	S4
8260 MSV	Analytical Method: EPA 8260D Pace Analytical Services - Charlotte							
tert-Amyl Alcohol	ND	ug/L	100000	1000		07/02/26 19:34	75-85-4	
tert-Amylmethyl ether	ND	ug/L	10000	1000		07/02/26 19:34	994-05-8	
Benzene	**8530**	ug/L	5000	1000		07/02/26 19:34	71-43-2	
3,3-Dimethyl-1-Butanol	ND	ug/L	100000	1000		07/02/26 19:34	624-95-3	
tert-Butyl Alcohol	ND	ug/L	100000	1000		07/02/26 19:34	75-65-0	
tert-Butyl Formate	ND	ug/L	50000	1000		07/02/26 19:34	762-75-4	
1,2-Dichloroethane	ND	ug/L	5000	1000		07/02/26 19:34	107-06-2	
Diisopropyl ether	ND	ug/L	5000	1000		07/02/26 19:34	108-20-3	
Ethanol	ND	ug/L	200000	1000		07/02/26 19:34	64-17-5	
Ethylbenzene	ND	ug/L	5000	1000		07/02/26 19:34	100-41-4	
Ethyl-tert-butyl ether	ND	ug/L	10000	1000		07/02/26 19:34	637-92-3	
Methyl-tert-butyl ether	ND	ug/L	5000	1000		07/02/26 19:34	1634-04-4	
Naphthalene	ND	ug/L	5000	1000		07/02/26 19:34	91-20-3	
Toluene	**22000**	ug/L	5000	1000		07/02/26 19:34	108-88-3	
Xylene (Total)	**9250**	ug/L	5000	1000		07/02/26 19:34	1330-20-7	
m&p-Xylene	**6270J**	ug/L	10000	1000		07/02/26 19:34	179601-23-1	
o-Xylene	**2980J**	ug/L	5000	1000		07/02/26 19:34	95-47-6	
Surrogates								
4-Bromofluorobenzene (S)	93	%	70-130	1000		07/02/26 19:34	460-00-4	D3
1,2-Dichloroethane-d4 (S)	93	%	70-130	1000		07/02/26 19:34	17060-07-0	
Toluene-d8 (S)	100	%	70-130	1000		07/02/26 19:34	2037-26-5	

REPORT OF LABORATORY ANALYSIS

This report shall not be reproduced, except in full,
without the written consent of Pace Analytical Services, LLC.

Pace Analytical Services, LLC
9800 Kincey Ave. Suite 100
Huntersville, NC 28078
(704)875-9092

ANALYTICAL RESULTS

Project: UST Unkown 14329 #14324
Pace Project No.: 92868485

Sample: MW-4 **Lab ID: 92868485003** Collected: 06/29/26 14:00 Received: 07/01/26 13:44 Matrix: Water

Parameters	Results	Units	Report Limit	DF	Prepared	Analyzed	CAS No.	Qual
8011 GCS EDB and DBCP	Analytical Method: EPA 8011 Preparation Method: EPA 8011 Pace Analytical Services - Charlotte							
1,2-Dibromoethane (EDB)	**154**	ug/L	10.1	500	07/02/26 07:41	07/08/26 14:16	106-93-4	
Surrogates								
1-Chloro-2-bromopropane (S)	0	%	60-140	500	07/02/26 07:41	07/08/26 14:16	301-79-56	S4
8260 MSV	Analytical Method: EPA 8260D Pace Analytical Services - Charlotte							
tert-Amyl Alcohol	ND	ug/L	25000	250		07/02/26 19:13	75-85-4	
tert-Amylmethyl ether	ND	ug/L	2500	250		07/02/26 19:13	994-05-8	
Benzene	**19700**	ug/L	1250	250		07/02/26 19:13	71-43-2	
3,3-Dimethyl-1-Butanol	ND	ug/L	25000	250		07/02/26 19:13	624-95-3	
tert-Butyl Alcohol	ND	ug/L	25000	250		07/02/26 19:13	75-65-0	
tert-Butyl Formate	ND	ug/L	12500	250		07/02/26 19:13	762-75-4	
1,2-Dichloroethane	ND	ug/L	1250	250		07/02/26 19:13	107-06-2	
Diisopropyl ether	ND	ug/L	1250	250		07/02/26 19:13	108-20-3	
Ethanol	ND	ug/L	50000	250		07/02/26 19:13	64-17-5	
Ethylbenzene	**1440**	ug/L	1250	250		07/02/26 19:13	100-41-4	
Ethyl-tert-butyl ether	ND	ug/L	2500	250		07/02/26 19:13	637-92-3	
Methyl-tert-butyl ether	ND	ug/L	1250	250		07/02/26 19:13	1634-04-4	
Naphthalene	**870J**	ug/L	1250	250		07/02/26 19:13	91-20-3	
Toluene	**23700**	ug/L	1250	250		07/02/26 19:13	108-88-3	
Xylene (Total)	**12000**	ug/L	1250	250		07/02/26 19:13	1330-20-7	
m&p-Xylene	**8180**	ug/L	2500	250		07/02/26 19:13	179601-23-1	
o-Xylene	**3810**	ug/L	1250	250		07/02/26 19:13	95-47-6	
Surrogates								
4-Bromofluorobenzene (S)	93	%	70-130	250		07/02/26 19:13	460-00-4	
1,2-Dichloroethane-d4 (S)	96	%	70-130	250		07/02/26 19:13	17060-07-0	
Toluene-d8 (S)	98	%	70-130	250		07/02/26 19:13	2037-26-5	

REPORT OF LABORATORY ANALYSIS

This report shall not be reproduced, except in full,
without the written consent of Pace Analytical Services, LLC.

Pace Analytical Services, LLC
9800 Kincey Ave. Suite 100
Huntersville, NC 28078
(704)875-9092

ANALYTICAL RESULTS

Project: UST Unkown 14329 #14324
Pace Project No.: 92868485

Sample: MW-5 **Lab ID: 92868485004** Collected: 06/29/26 14:58 Received: 07/01/26 13:44 Matrix: Water

Parameters	Results	Units	Report Limit	DF	Prepared	Analyzed	CAS No.	Qual
8011 GCS EDB and DBCP	Analytical Method: EPA 8011 Preparation Method: EPA 8011 Pace Analytical Services - Charlotte							
1,2-Dibromoethane (EDB)	ND	ug/L	0.020	1	07/02/26 07:41	07/06/26 13:32	106-93-4	
Surrogates								
1-Chloro-2-bromopropane (S)	88	%	60-140	1	07/02/26 07:41	07/06/26 13:32	301-79-56	
8260 MSV	Analytical Method: EPA 8260D Pace Analytical Services - Charlotte							
tert-Amyl Alcohol	ND	ug/L	100	1		07/02/26 14:46	75-85-4	
tert-Amylmethyl ether	ND	ug/L	10.0	1		07/02/26 14:46	994-05-8	
Benzene	**106**	ug/L	5.0	1		07/02/26 14:46	71-43-2	
3,3-Dimethyl-1-Butanol	ND	ug/L	100	1		07/02/26 14:46	624-95-3	
tert-Butyl Alcohol	ND	ug/L	100	1		07/02/26 14:46	75-65-0	
tert-Butyl Formate	ND	ug/L	50.0	1		07/02/26 14:46	762-75-4	P5
1,2-Dichloroethane	ND	ug/L	5.0	1		07/02/26 14:46	107-06-2	
Diisopropyl ether	ND	ug/L	5.0	1		07/02/26 14:46	108-20-3	
Ethanol	ND	ug/L	200	1		07/02/26 14:46	64-17-5	
Ethylbenzene	**18.8**	ug/L	5.0	1		07/02/26 14:46	100-41-4	
Ethyl-tert-butyl ether	ND	ug/L	10.0	1		07/02/26 14:46	637-92-3	
Methyl-tert-butyl ether	ND	ug/L	5.0	1		07/02/26 14:46	1634-04-4	
Naphthalene	**5.1**	ug/L	5.0	1		07/02/26 14:46	91-20-3	
Toluene	ND	ug/L	5.0	1		07/02/26 14:46	108-88-3	
Xylene (Total)	ND	ug/L	5.0	1		07/02/26 14:46	1330-20-7	
m&p-Xylene	ND	ug/L	10.0	1		07/02/26 14:46	179601-23-1	
o-Xylene	ND	ug/L	5.0	1		07/02/26 14:46	95-47-6	
Surrogates								
4-Bromofluorobenzene (S)	92	%	70-130	1		07/02/26 14:46	460-00-4	
1,2-Dichloroethane-d4 (S)	97	%	70-130	1		07/02/26 14:46	17060-07-0	
Toluene-d8 (S)	98	%	70-130	1		07/02/26 14:46	2037-26-5	

REPORT OF LABORATORY ANALYSIS

This report shall not be reproduced, except in full,
without the written consent of Pace Analytical Services, LLC.

Pace Analytical Services, LLC
9800 Kincey Ave. Suite 100
Huntersville, NC 28078
(704)875-9092

ANALYTICAL RESULTS

Project: UST Unkown 14329 #14324
Pace Project No.: 92868485

Sample: MW-12 **Lab ID: 92868485005** Collected: 06/29/26 13:55 Received: 07/01/26 13:44 Matrix: Water

Parameters	Results	Units	Report Limit	DF	Prepared	Analyzed	CAS No.	Qual
8011 GCS EDB and DBCP	Analytical Method: EPA 8011 Preparation Method: EPA 8011 Pace Analytical Services - Charlotte							
1,2-Dibromoethane (EDB)	**30.1**	ug/L	1.9	100	07/02/26 07:41	07/07/26 16:39	106-93-4	
Surrogates								
1-Chloro-2-bromopropane (S)	0	%	60-140	100	07/02/26 07:41	07/07/26 16:39	301-79-56	S4
8260 MSV	Analytical Method: EPA 8260D Pace Analytical Services - Charlotte							
tert-Amyl Alcohol	ND	ug/L	5000	50		07/02/26 17:51	75-85-4	
tert-Amylmethyl ether	ND	ug/L	500	50		07/02/26 17:51	994-05-8	
Benzene	**2600**	ug/L	250	50		07/02/26 17:51	71-43-2	
3,3-Dimethyl-1-Butanol	ND	ug/L	5000	50		07/02/26 17:51	624-95-3	
tert-Butyl Alcohol	ND	ug/L	5000	50		07/02/26 17:51	75-65-0	
tert-Butyl Formate	ND	ug/L	2500	50		07/02/26 17:51	762-75-4	
1,2-Dichloroethane	ND	ug/L	250	50		07/02/26 17:51	107-06-2	
Diisopropyl ether	ND	ug/L	250	50		07/02/26 17:51	108-20-3	
Ethanol	ND	ug/L	10000	50		07/02/26 17:51	64-17-5	
Ethylbenzene	**1010**	ug/L	250	50		07/02/26 17:51	100-41-4	
Ethyl-tert-butyl ether	ND	ug/L	500	50		07/02/26 17:51	637-92-3	
Methyl-tert-butyl ether	ND	ug/L	250	50		07/02/26 17:51	1634-04-4	
Naphthalene	**372**	ug/L	250	50		07/02/26 17:51	91-20-3	
Toluene	**7690**	ug/L	250	50		07/02/26 17:51	108-88-3	
Xylene (Total)	**5790**	ug/L	250	50		07/02/26 17:51	1330-20-7	
m&p-Xylene	**3980**	ug/L	500	50		07/02/26 17:51	179601-23-1	
o-Xylene	**1820**	ug/L	250	50		07/02/26 17:51	95-47-6	
Surrogates								
4-Bromofluorobenzene (S)	93	%	70-130	50		07/02/26 17:51	460-00-4	
1,2-Dichloroethane-d4 (S)	96	%	70-130	50		07/02/26 17:51	17060-07-0	
Toluene-d8 (S)	98	%	70-130	50		07/02/26 17:51	2037-26-5	

REPORT OF LABORATORY ANALYSIS

This report shall not be reproduced, except in full,
without the written consent of Pace Analytical Services, LLC.

Pace Analytical Services, LLC
9800 Kincey Ave. Suite 100
Huntersville, NC 28078
(704)875-9092

ANALYTICAL RESULTS

Project: UST Unkown 14329 #14324
Pace Project No.: 92868485

Sample: MW-13 **Lab ID: 92868485006** Collected: 06/29/26 13:39 Received: 07/01/26 13:44 Matrix: Water

Parameters	Results	Units	Report Limit	DF	Prepared	Analyzed	CAS No.	Qual
8011 GCS EDB and DBCP	Analytical Method: EPA 8011 Preparation Method: EPA 8011 Pace Analytical Services - Charlotte							
1,2-Dibromoethane (EDB)	**63.5**	ug/L	2.0	100	07/02/26 07:41	07/07/26 16:50	106-93-4	
Surrogates								
1-Chloro-2-bromopropane (S)	0	%	60-140	100	07/02/26 07:41	07/07/26 16:50	301-79-56	S4
8260 MSV	Analytical Method: EPA 8260D Pace Analytical Services - Charlotte							
tert-Amyl Alcohol	ND	ug/L	10000	100		07/07/26 17:40	75-85-4	
tert-Amylmethyl ether	ND	ug/L	1000	100		07/07/26 17:40	994-05-8	
Benzene	**4950**	ug/L	500	100		07/07/26 17:40	71-43-2	
3,3-Dimethyl-1-Butanol	ND	ug/L	10000	100		07/07/26 17:40	624-95-3	
tert-Butyl Alcohol	ND	ug/L	10000	100		07/07/26 17:40	75-65-0	
tert-Butyl Formate	ND	ug/L	5000	100		07/07/26 17:40	762-75-4	
1,2-Dichloroethane	ND	ug/L	500	100		07/07/26 17:40	107-06-2	
Diisopropyl ether	ND	ug/L	500	100		07/07/26 17:40	108-20-3	
Ethanol	ND	ug/L	20000	100		07/07/26 17:40	64-17-5	
Ethylbenzene	**1080**	ug/L	500	100		07/07/26 17:40	100-41-4	
Ethyl-tert-butyl ether	ND	ug/L	1000	100		07/07/26 17:40	637-92-3	
Methyl-tert-butyl ether	ND	ug/L	500	100		07/07/26 17:40	1634-04-4	
Naphthalene	**349J**	ug/L	500	100		07/07/26 17:40	91-20-3	
Toluene	**11900**	ug/L	500	100		07/07/26 17:40	108-88-3	
Xylene (Total)	**5820**	ug/L	500	100		07/07/26 17:40	1330-20-7	
m&p-Xylene	**4180**	ug/L	1000	100		07/07/26 17:40	179601-23-1	
o-Xylene	**1630**	ug/L	500	100		07/07/26 17:40	95-47-6	
Surrogates								
4-Bromofluorobenzene (S)	100	%	70-130	100		07/07/26 17:40	460-00-4	
1,2-Dichloroethane-d4 (S)	99	%	70-130	100		07/07/26 17:40	17060-07-0	
Toluene-d8 (S)	99	%	70-130	100		07/07/26 17:40	2037-26-5	

REPORT OF LABORATORY ANALYSIS

This report shall not be reproduced, except in full,
without the written consent of Pace Analytical Services, LLC.

Pace Analytical Services, LLC
9800 Kincey Ave. Suite 100
Huntersville, NC 28078
(704)875-9092

ANALYTICAL RESULTS

Project: UST Unkown 14329 #14324
Pace Project No.: 92868485

Sample: MW-19R **Lab ID: 92868485007** Collected: 06/29/26 13:15 Received: 07/01/26 13:44 Matrix: Water

Parameters	Results	Units	Report Limit	DF	Prepared	Analyzed	CAS No.	Qual
8011 GCS EDB and DBCP	Analytical Method: EPA 8011 Preparation Method: EPA 8011 Pace Analytical Services - Charlotte							
1,2-Dibromoethane (EDB)	ND	ug/L	0.020	1	07/02/26 07:41	07/06/26 14:04	106-93-4	
Surrogates								
1-Chloro-2-bromopropane (S)	88	%	60-140	1	07/02/26 07:41	07/06/26 14:04	301-79-56	
8260 MSV	Analytical Method: EPA 8260D Pace Analytical Services - Charlotte							
tert-Amyl Alcohol	ND	ug/L	100	1		07/02/26 15:06	75-85-4	
tert-Amylmethyl ether	ND	ug/L	10.0	1		07/02/26 15:06	994-05-8	
Benzene	**15.0**	ug/L	5.0	1		07/02/26 15:06	71-43-2	
3,3-Dimethyl-1-Butanol	ND	ug/L	100	1		07/02/26 15:06	624-95-3	
tert-Butyl Alcohol	ND	ug/L	100	1		07/02/26 15:06	75-65-0	
tert-Butyl Formate	ND	ug/L	50.0	1		07/02/26 15:06	762-75-4	
1,2-Dichloroethane	ND	ug/L	5.0	1		07/02/26 15:06	107-06-2	
Diisopropyl ether	ND	ug/L	5.0	1		07/02/26 15:06	108-20-3	
Ethanol	ND	ug/L	200	1		07/02/26 15:06	64-17-5	
Ethylbenzene	ND	ug/L	5.0	1		07/02/26 15:06	100-41-4	
Ethyl-tert-butyl ether	ND	ug/L	10.0	1		07/02/26 15:06	637-92-3	
Methyl-tert-butyl ether	ND	ug/L	5.0	1		07/02/26 15:06	1634-04-4	
Naphthalene	**28.9**	ug/L	5.0	1		07/02/26 15:06	91-20-3	
Toluene	ND	ug/L	5.0	1		07/02/26 15:06	108-88-3	
Xylene (Total)	**136**	ug/L	5.0	1		07/02/26 15:06	1330-20-7	
m&p-Xylene	**75.2**	ug/L	10.0	1		07/02/26 15:06	179601-23-1	
o-Xylene	**60.6**	ug/L	5.0	1		07/02/26 15:06	95-47-6	
Surrogates								
4-Bromofluorobenzene (S)	94	%	70-130	1		07/02/26 15:06	460-00-4	
1,2-Dichloroethane-d4 (S)	94	%	70-130	1		07/02/26 15:06	17060-07-0	
Toluene-d8 (S)	99	%	70-130	1		07/02/26 15:06	2037-26-5	

REPORT OF LABORATORY ANALYSIS

This report shall not be reproduced, except in full,
without the written consent of Pace Analytical Services, LLC.

Pace Analytical Services, LLC
9800 Kincey Ave. Suite 100
Huntersville, NC 28078
(704)875-9092

ANALYTICAL RESULTS

Project: UST Unkown 14329 #14324
Pace Project No.: 92868485

Sample: MW-20 **Lab ID: 92868485008** Collected: 06/29/26 13:14 Received: 07/01/26 13:44 Matrix: Water

Parameters	Results	Units	Report Limit	DF	Prepared	Analyzed	CAS No.	Qual
8011 GCS EDB and DBCP	Analytical Method: EPA 8011 Preparation Method: EPA 8011 Pace Analytical Services - Charlotte							
1,2-Dibromoethane (EDB)	ND	ug/L	0.019	1	07/02/26 07:41	07/07/26 17:01	106-93-4	
Surrogates								
1-Chloro-2-bromopropane (S)	118	%	60-140	1	07/02/26 07:41	07/07/26 17:01	301-79-56	
8260 MSV	Analytical Method: EPA 8260D Pace Analytical Services - Charlotte							
tert-Amyl Alcohol	**837J**	ug/L	1250	12.5		07/02/26 16:08	75-85-4	
tert-Amylmethyl ether	ND	ug/L	125	12.5		07/02/26 16:08	994-05-8	
Benzene	**2070**	ug/L	62.5	12.5		07/02/26 16:08	71-43-2	
3,3-Dimethyl-1-Butanol	ND	ug/L	1250	12.5		07/02/26 16:08	624-95-3	
tert-Butyl Alcohol	ND	ug/L	1250	12.5		07/02/26 16:08	75-65-0	
tert-Butyl Formate	ND	ug/L	625	12.5		07/02/26 16:08	762-75-4	
1,2-Dichloroethane	ND	ug/L	62.5	12.5		07/02/26 16:08	107-06-2	
Diisopropyl ether	ND	ug/L	62.5	12.5		07/02/26 16:08	108-20-3	
Ethanol	ND	ug/L	2500	12.5		07/02/26 16:08	64-17-5	
Ethylbenzene	**1090**	ug/L	62.5	12.5		07/02/26 16:08	100-41-4	
Ethyl-tert-butyl ether	ND	ug/L	125	12.5		07/02/26 16:08	637-92-3	
Methyl-tert-butyl ether	ND	ug/L	62.5	12.5		07/02/26 16:08	1634-04-4	
Naphthalene	**365**	ug/L	62.5	12.5		07/02/26 16:08	91-20-3	
Toluene	**1160**	ug/L	62.5	12.5		07/02/26 16:08	108-88-3	
Xylene (Total)	**4420**	ug/L	62.5	12.5		07/02/26 16:08	1330-20-7	
m&p-Xylene	**3170**	ug/L	125	12.5		07/02/26 16:08	179601-23-1	
o-Xylene	**1250**	ug/L	62.5	12.5		07/02/26 16:08	95-47-6	
Surrogates								
4-Bromofluorobenzene (S)	94	%	70-130	12.5		07/02/26 16:08	460-00-4	
1,2-Dichloroethane-d4 (S)	93	%	70-130	12.5		07/02/26 16:08	17060-07-0	
Toluene-d8 (S)	97	%	70-130	12.5		07/02/26 16:08	2037-26-5	

REPORT OF LABORATORY ANALYSIS

This report shall not be reproduced, except in full,
without the written consent of Pace Analytical Services, LLC.

Pace Analytical Services, LLC
9800 Kincey Ave. Suite 100
Huntersville, NC 28078
(704)875-9092

ANALYTICAL RESULTS

Project: UST Unkown 14329 #14324
Pace Project No.: 92868485

Sample: MW-22 **Lab ID: 92868485009** Collected: 06/29/26 13:24 Received: 07/01/26 13:44 Matrix: Water

Parameters	Results	Units	Report Limit	DF	Prepared	Analyzed	CAS No.	Qual
8011 GCS EDB and DBCP	Analytical Method: EPA 8011 Preparation Method: EPA 8011 Pace Analytical Services - Charlotte							
1,2-Dibromoethane (EDB)	**353**	ug/L	9.9	500	07/02/26 07:41	07/08/26 14:27	106-93-4	
Surrogates								
1-Chloro-2-bromopropane (S)	0	%	60-140	500	07/02/26 07:41	07/08/26 14:27	301-79-56	S4
8260 MSV	Analytical Method: EPA 8260D Pace Analytical Services - Charlotte							
tert-Amyl Alcohol	ND	ug/L	25000	250		07/07/26 17:58	75-85-4	
tert-Amylmethyl ether	ND	ug/L	2500	250		07/07/26 17:58	994-05-8	
Benzene	**12600**	ug/L	1250	250		07/07/26 17:58	71-43-2	
3,3-Dimethyl-1-Butanol	ND	ug/L	25000	250		07/07/26 17:58	624-95-3	
tert-Butyl Alcohol	ND	ug/L	25000	250		07/07/26 17:58	75-65-0	
tert-Butyl Formate	ND	ug/L	12500	250		07/07/26 17:58	762-75-4	
1,2-Dichloroethane	ND	ug/L	1250	250		07/07/26 17:58	107-06-2	
Diisopropyl ether	ND	ug/L	1250	250		07/07/26 17:58	108-20-3	
Ethanol	ND	ug/L	50000	250		07/07/26 17:58	64-17-5	
Ethylbenzene	**1780**	ug/L	1250	250		07/07/26 17:58	100-41-4	
Ethyl-tert-butyl ether	ND	ug/L	2500	250		07/07/26 17:58	637-92-3	
Methyl-tert-butyl ether	ND	ug/L	1250	250		07/07/26 17:58	1634-04-4	
Naphthalene	**576J**	ug/L	1250	250		07/07/26 17:58	91-20-3	
Toluene	**25800**	ug/L	1250	250		07/07/26 17:58	108-88-3	
Xylene (Total)	**9420**	ug/L	1250	250		07/07/26 17:58	1330-20-7	
m&p-Xylene	**6460**	ug/L	2500	250		07/07/26 17:58	179601-23-1	
o-Xylene	**2960**	ug/L	1250	250		07/07/26 17:58	95-47-6	
Surrogates								
4-Bromofluorobenzene (S)	98	%	70-130	250		07/07/26 17:58	460-00-4	
1,2-Dichloroethane-d4 (S)	97	%	70-130	250		07/07/26 17:58	17060-07-0	
Toluene-d8 (S)	99	%	70-130	250		07/07/26 17:58	2037-26-5	

REPORT OF LABORATORY ANALYSIS

This report shall not be reproduced, except in full,
without the written consent of Pace Analytical Services, LLC.

Pace Analytical Services, LLC
9800 Kincey Ave. Suite 100
Huntersville, NC 28078
(704)875-9092

ANALYTICAL RESULTS

Project: UST Unkown 14329 #14324
Pace Project No.: 92868485

Sample: GAC **Lab ID: 92868485010** Collected: 06/29/26 15:05 Received: 07/01/26 13:44 Matrix: Water

Parameters	Results	Units	Report Limit	DF	Prepared	Analyzed	CAS No.	Qual
8011 GCS EDB and DBCP	Analytical Method: EPA 8011 Preparation Method: EPA 8011 Pace Analytical Services - Charlotte							
1,2-Dibromoethane (EDB)	ND	ug/L	0.020	1	07/02/26 07:41	07/06/26 14:36	106-93-4	
Surrogates								
1-Chloro-2-bromopropane (S)	82	%	60-140	1	07/02/26 07:41	07/06/26 14:36	301-79-56	
8260 MSV	Analytical Method: EPA 8260D Pace Analytical Services - Charlotte							
tert-Amyl Alcohol	ND	ug/L	100	1		07/02/26 15:27	75-85-4	
tert-Amylmethyl ether	ND	ug/L	10.0	1		07/02/26 15:27	994-05-8	
Benzene	ND	ug/L	5.0	1		07/02/26 15:27	71-43-2	
3,3-Dimethyl-1-Butanol	ND	ug/L	100	1		07/02/26 15:27	624-95-3	
tert-Butyl Alcohol	ND	ug/L	100	1		07/02/26 15:27	75-65-0	
tert-Butyl Formate	ND	ug/L	50.0	1		07/02/26 15:27	762-75-4	
1,2-Dichloroethane	ND	ug/L	5.0	1		07/02/26 15:27	107-06-2	
Diisopropyl ether	ND	ug/L	5.0	1		07/02/26 15:27	108-20-3	
Ethanol	ND	ug/L	200	1		07/02/26 15:27	64-17-5	
Ethylbenzene	ND	ug/L	5.0	1		07/02/26 15:27	100-41-4	
Ethyl-tert-butyl ether	ND	ug/L	10.0	1		07/02/26 15:27	637-92-3	
Methyl-tert-butyl ether	ND	ug/L	5.0	1		07/02/26 15:27	1634-04-4	
Naphthalene	ND	ug/L	5.0	1		07/02/26 15:27	91-20-3	
Toluene	ND	ug/L	5.0	1		07/02/26 15:27	108-88-3	
Xylene (Total)	ND	ug/L	5.0	1		07/02/26 15:27	1330-20-7	
m&p-Xylene	ND	ug/L	10.0	1		07/02/26 15:27	179601-23-1	
o-Xylene	ND	ug/L	5.0	1		07/02/26 15:27	95-47-6	
Surrogates								
4-Bromofluorobenzene (S)	93	%	70-130	1		07/02/26 15:27	460-00-4	
1,2-Dichloroethane-d4 (S)	97	%	70-130	1		07/02/26 15:27	17060-07-0	
Toluene-d8 (S)	98	%	70-130	1		07/02/26 15:27	2037-26-5	

This report shall not be reproduced, except in full,
without the written consent of Pace Analytical Services, LLC.

Pace Analytical Services, LLC
9800 Kincey Ave. Suite 100
Huntersville, NC 28078
(704)875-9092

ANALYTICAL RESULTS

Project: UST Unkown 14329 #14324
Pace Project No.: 92868485

Sample: TB-1 **Lab ID: 92868485011** Collected: 06/29/26 08:00 Received: 07/01/26 13:44 Matrix: Water

Parameters	Results	Units	Report Limit	DF	Prepared	Analyzed	CAS No.	Qual
8260 MSV	Analytical Method: EPA 8260D Pace Analytical Services - Charlotte							
tert-Amyl Alcohol	ND	ug/L	100	1		07/02/26 13:45	75-85-4	
tert-Amylmethyl ether	ND	ug/L	10.0	1		07/02/26 13:45	994-05-8	
Benzene	ND	ug/L	5.0	1		07/02/26 13:45	71-43-2	
3,3-Dimethyl-1-Butanol	ND	ug/L	100	1		07/02/26 13:45	624-95-3	
tert-Butyl Alcohol	ND	ug/L	100	1		07/02/26 13:45	75-65-0	
tert-Butyl Formate	ND	ug/L	50.0	1		07/02/26 13:45	762-75-4	
1,2-Dichloroethane	ND	ug/L	5.0	1		07/02/26 13:45	107-06-2	
Diisopropyl ether	ND	ug/L	5.0	1		07/02/26 13:45	108-20-3	
Ethanol	ND	ug/L	200	1		07/02/26 13:45	64-17-5	
Ethylbenzene	ND	ug/L	5.0	1		07/02/26 13:45	100-41-4	
Ethyl-tert-butyl ether	ND	ug/L	10.0	1		07/02/26 13:45	637-92-3	
Methyl-tert-butyl ether	ND	ug/L	5.0	1		07/02/26 13:45	1634-04-4	
Naphthalene	ND	ug/L	5.0	1		07/02/26 13:45	91-20-3	
Toluene	ND	ug/L	5.0	1		07/02/26 13:45	108-88-3	
Xylene (Total)	ND	ug/L	5.0	1		07/02/26 13:45	1330-20-7	
m&p-Xylene	ND	ug/L	10.0	1		07/02/26 13:45	179601-23-1	
o-Xylene	ND	ug/L	5.0	1		07/02/26 13:45	95-47-6	
Surrogates								
4-Bromofluorobenzene (S)	93	%	70-130	1		07/02/26 13:45	460-00-4	
1,2-Dichloroethane-d4 (S)	94	%	70-130	1		07/02/26 13:45	17060-07-0	
Toluene-d8 (S)	99	%	70-130	1		07/02/26 13:45	2037-26-5	

This report shall not be reproduced, except in full,
without the written consent of Pace Analytical Services, LLC.

Pace Analytical Services, LLC
9800 Kincey Ave. Suite 100
Huntersville, NC 28078
(704)875-9092

ANALYTICAL RESULTS

Project: UST Unkown 14329 #14324
Pace Project No.: 92868485

Sample: TB-2 **Lab ID: 92868485012** Collected: 06/29/26 08:00 Received: 07/01/26 13:44 Matrix: Water

Parameters	Results	Units	Report Limit	DF	Prepared	Analyzed	CAS No.	Qual
8260 MSV	Analytical Method: EPA 8260D Pace Analytical Services - Charlotte							
tert-Amyl Alcohol	ND	ug/L	100	1		07/02/26 14:05	75-85-4	
tert-Amylmethyl ether	ND	ug/L	10.0	1		07/02/26 14:05	994-05-8	
Benzene	ND	ug/L	5.0	1		07/02/26 14:05	71-43-2	
3,3-Dimethyl-1-Butanol	ND	ug/L	100	1		07/02/26 14:05	624-95-3	
tert-Butyl Alcohol	ND	ug/L	100	1		07/02/26 14:05	75-65-0	
tert-Butyl Formate	ND	ug/L	50.0	1		07/02/26 14:05	762-75-4	
1,2-Dichloroethane	ND	ug/L	5.0	1		07/02/26 14:05	107-06-2	
Diisopropyl ether	ND	ug/L	5.0	1		07/02/26 14:05	108-20-3	
Ethanol	ND	ug/L	200	1		07/02/26 14:05	64-17-5	
Ethylbenzene	ND	ug/L	5.0	1		07/02/26 14:05	100-41-4	
Ethyl-tert-butyl ether	ND	ug/L	10.0	1		07/02/26 14:05	637-92-3	
Methyl-tert-butyl ether	ND	ug/L	5.0	1		07/02/26 14:05	1634-04-4	
Naphthalene	ND	ug/L	5.0	1		07/02/26 14:05	91-20-3	
Toluene	ND	ug/L	5.0	1		07/02/26 14:05	108-88-3	
Xylene (Total)	ND	ug/L	5.0	1		07/02/26 14:05	1330-20-7	
m&p-Xylene	ND	ug/L	10.0	1		07/02/26 14:05	179601-23-1	
o-Xylene	ND	ug/L	5.0	1		07/02/26 14:05	95-47-6	
Surrogates								
4-Bromofluorobenzene (S)	90	%	70-130	1		07/02/26 14:05	460-00-4	
1,2-Dichloroethane-d4 (S)	98	%	70-130	1		07/02/26 14:05	17060-07-0	
Toluene-d8 (S)	97	%	70-130	1		07/02/26 14:05	2037-26-5	

REPORT OF LABORATORY ANALYSIS

This report shall not be reproduced, except in full,
without the written consent of Pace Analytical Services, LLC.

Pace Analytical Services, LLC
9800 Kincey Ave. Suite 100
Huntersville, NC 28078
(704)875-9092

ANALYTICAL RESULTS

Project: UST Unkown 14329 #14324
Pace Project No.: 92868485

Sample: EP-16 **Lab ID: 92868485013** Collected: 06/29/26 14:10 Received: 07/01/26 13:44 Matrix: Water

Parameters	Results	Units	Report Limit	DF	Prepared	Analyzed	CAS No.	Qual
8011 GCS EDB and DBCP	Analytical Method: EPA 8011 Preparation Method: EPA 8011 Pace Analytical Services - Charlotte							
1,2-Dibromoethane (EDB)	**766**	ug/L	19.4	1000	07/02/26 07:41	07/08/26 14:38	106-93-4	
Surrogates								
1-Chloro-2-bromopropane (S)	0	%	60-140	1000	07/02/26 07:41	07/08/26 14:38	301-79-56	S4
8260 MSV	Analytical Method: EPA 8260D Pace Analytical Services - Charlotte							
tert-Amyl Alcohol	ND	ug/L	12500	125		07/02/26 18:53	75-85-4	
tert-Amylmethyl ether	ND	ug/L	1250	125		07/02/26 18:53	994-05-8	
Benzene	**11000**	ug/L	625	125		07/02/26 18:53	71-43-2	
3,3-Dimethyl-1-Butanol	ND	ug/L	12500	125		07/02/26 18:53	624-95-3	
tert-Butyl Alcohol	ND	ug/L	12500	125		07/02/26 18:53	75-65-0	
tert-Butyl Formate	ND	ug/L	6250	125		07/02/26 18:53	762-75-4	
1,2-Dichloroethane	ND	ug/L	625	125		07/02/26 18:53	107-06-2	
Diisopropyl ether	ND	ug/L	625	125		07/02/26 18:53	108-20-3	
Ethanol	ND	ug/L	25000	125		07/02/26 18:53	64-17-5	
Ethylbenzene	**1320**	ug/L	625	125		07/02/26 18:53	100-41-4	
Ethyl-tert-butyl ether	ND	ug/L	1250	125		07/02/26 18:53	637-92-3	
Methyl-tert-butyl ether	ND	ug/L	625	125		07/02/26 18:53	1634-04-4	
Naphthalene	**1250**	ug/L	625	125		07/02/26 18:53	91-20-3	
Toluene	**21100**	ug/L	625	125		07/02/26 18:53	108-88-3	
Xylene (Total)	**16300**	ug/L	625	125		07/02/26 18:53	1330-20-7	
m&p-Xylene	**10900**	ug/L	1250	125		07/02/26 18:53	179601-23-1	
o-Xylene	**5470**	ug/L	625	125		07/02/26 18:53	95-47-6	
Surrogates								
4-Bromofluorobenzene (S)	93	%	70-130	125		07/02/26 18:53	460-00-4	
1,2-Dichloroethane-d4 (S)	95	%	70-130	125		07/02/26 18:53	17060-07-0	
Toluene-d8 (S)	97	%	70-130	125		07/02/26 18:53	2037-26-5	

REPORT OF LABORATORY ANALYSIS

This report shall not be reproduced, except in full,
without the written consent of Pace Analytical Services, LLC.

Pace Analytical Services, LLC
9800 Kincey Ave. Suite 100
Huntersville, NC 28078
(704)875-9092

ANALYTICAL RESULTS

Project: UST Unkown 14329 #14324
Pace Project No.: 92868485

Sample: SW-1 **Lab ID: 92868485014** Collected: 06/29/26 11:09 Received: 07/01/26 13:44 Matrix: Water

Parameters	Results	Units	Report Limit	DF	Prepared	Analyzed	CAS No.	Qual
8011 GCS EDB and DBCP	Analytical Method: EPA 8011 Preparation Method: EPA 8011 Pace Analytical Services - Charlotte							
1,2-Dibromoethane (EDB)	ND	ug/L	0.020	1	07/13/26 10:31	07/13/26 12:30	106-93-4	
Surrogates								
1-Chloro-2-bromopropane (S)	79	%	60-140	1	07/13/26 10:31	07/13/26 12:30	301-79-56	
8260 MSV Low Level SC	Analytical Method: EPA 8260D Pace Analytical Services - Charlotte							
tert-Amyl Alcohol	ND	ug/L	100	1		07/02/26 11:51	75-85-4	
tert-Amylmethyl ether	ND	ug/L	10.0	1		07/02/26 11:51	994-05-8	
Benzene	ND	ug/L	1.0	1		07/02/26 11:51	71-43-2	
3,3-Dimethyl-1-Butanol	ND	ug/L	100	1		07/02/26 11:51	624-95-3	
tert-Butyl Alcohol	ND	ug/L	100	1		07/02/26 11:51	75-65-0	
tert-Butyl Formate	ND	ug/L	50.0	1		07/02/26 11:51	762-75-4	P5
1,2-Dichloroethane	ND	ug/L	1.0	1		07/02/26 11:51	107-06-2	
Diisopropyl ether	ND	ug/L	1.0	1		07/02/26 11:51	108-20-3	
Ethanol	ND	ug/L	200	1		07/02/26 11:51	64-17-5	
Ethylbenzene	ND	ug/L	1.0	1		07/02/26 11:51	100-41-4	
Ethyl-tert-butyl ether	ND	ug/L	10.0	1		07/02/26 11:51	637-92-3	
Methyl-tert-butyl ether	ND	ug/L	1.0	1		07/02/26 11:51	1634-04-4	
Naphthalene	ND	ug/L	1.0	1		07/02/26 11:51	91-20-3	
Toluene	ND	ug/L	1.0	1		07/02/26 11:51	108-88-3	
Xylene (Total)	ND	ug/L	1.0	1		07/02/26 11:51	1330-20-7	
m&p-Xylene	ND	ug/L	2.0	1		07/02/26 11:51	179601-23-1	
o-Xylene	ND	ug/L	1.0	1		07/02/26 11:51	95-47-6	
Surrogates								
4-Bromofluorobenzene (S)	99	%	70-130	1		07/02/26 11:51	460-00-4	
1,2-Dichloroethane-d4 (S)	100	%	70-130	1		07/02/26 11:51	17060-07-0	
Toluene-d8 (S)	99	%	70-130	1		07/02/26 11:51	2037-26-5	

REPORT OF LABORATORY ANALYSIS

This report shall not be reproduced, except in full,
without the written consent of Pace Analytical Services, LLC.

Pace Analytical Services, LLC
9800 Kincey Ave. Suite 100
Huntersville, NC 28078
(704)875-9092

ANALYTICAL RESULTS

Project: UST Unkown 14329 #14324
Pace Project No.: 92868485

Sample: SW-2 **Lab ID: 92868485015** Collected: 06/29/26 11:03 Received: 07/01/26 13:44 Matrix: Water

Parameters	Results	Units	Report Limit	DF	Prepared	Analyzed	CAS No.	Qual
8011 GCS EDB and DBCP	Analytical Method: EPA 8011 Preparation Method: EPA 8011 Pace Analytical Services - Charlotte							
1,2-Dibromoethane (EDB)	ND	ug/L	0.020	1	07/02/26 07:41	07/06/26 15:08	106-93-4	
Surrogates								
1-Chloro-2-bromopropane (S)	82	%	60-140	1	07/02/26 07:41	07/06/26 15:08	301-79-56	
8260 MSV Low Level SC	Analytical Method: EPA 8260D Pace Analytical Services - Charlotte							
tert-Amyl Alcohol	ND	ug/L	100	1		07/02/26 12:09	75-85-4	
tert-Amylmethyl ether	ND	ug/L	10.0	1		07/02/26 12:09	994-05-8	
Benzene	ND	ug/L	1.0	1		07/02/26 12:09	71-43-2	
3,3-Dimethyl-1-Butanol	ND	ug/L	100	1		07/02/26 12:09	624-95-3	
tert-Butyl Alcohol	ND	ug/L	100	1		07/02/26 12:09	75-65-0	
tert-Butyl Formate	ND	ug/L	50.0	1		07/02/26 12:09	762-75-4	
1,2-Dichloroethane	ND	ug/L	1.0	1		07/02/26 12:09	107-06-2	
Diisopropyl ether	ND	ug/L	1.0	1		07/02/26 12:09	108-20-3	
Ethanol	ND	ug/L	200	1		07/02/26 12:09	64-17-5	
Ethylbenzene	ND	ug/L	1.0	1		07/02/26 12:09	100-41-4	
Ethyl-tert-butyl ether	ND	ug/L	10.0	1		07/02/26 12:09	637-92-3	
Methyl-tert-butyl ether	ND	ug/L	1.0	1		07/02/26 12:09	1634-04-4	
Naphthalene	ND	ug/L	1.0	1		07/02/26 12:09	91-20-3	
Toluene	ND	ug/L	1.0	1		07/02/26 12:09	108-88-3	
Xylene (Total)	ND	ug/L	1.0	1		07/02/26 12:09	1330-20-7	
m&p-Xylene	ND	ug/L	2.0	1		07/02/26 12:09	179601-23-1	
o-Xylene	ND	ug/L	1.0	1		07/02/26 12:09	95-47-6	
Surrogates								
4-Bromofluorobenzene (S)	99	%	70-130	1		07/02/26 12:09	460-00-4	
1,2-Dichloroethane-d4 (S)	99	%	70-130	1		07/02/26 12:09	17060-07-0	
Toluene-d8 (S)	100	%	70-130	1		07/02/26 12:09	2037-26-5	

REPORT OF LABORATORY ANALYSIS

This report shall not be reproduced, except in full,
without the written consent of Pace Analytical Services, LLC.

Pace Analytical Services, LLC
9800 Kincey Ave. Suite 100
Huntersville, NC 28078
(704)875-9092

ANALYTICAL RESULTS

Project: UST Unkown 14329 #14324
Pace Project No.: 92868485

Sample: SW-3 **Lab ID: 92868485016** Collected: 06/29/26 11:05 Received: 07/01/26 13:44 Matrix: Water

Parameters	Results	Units	Report Limit	DF	Prepared	Analyzed	CAS No.	Qual
8011 GCS EDB and DBCP	Analytical Method: EPA 8011 Preparation Method: EPA 8011 Pace Analytical Services - Charlotte							
1,2-Dibromoethane (EDB)	ND	ug/L	0.020	1	07/02/26 07:41	07/06/26 15:19	106-93-4	
Surrogates								
1-Chloro-2-bromopropane (S)	87	%	60-140	1	07/02/26 07:41	07/06/26 15:19	301-79-56	
8260 MSV Low Level SC	Analytical Method: EPA 8260D Pace Analytical Services - Charlotte							
tert-Amyl Alcohol	ND	ug/L	100	1		07/02/26 12:28	75-85-4	
tert-Amylmethyl ether	ND	ug/L	10.0	1		07/02/26 12:28	994-05-8	
Benzene	ND	ug/L	1.0	1		07/02/26 12:28	71-43-2	
3,3-Dimethyl-1-Butanol	ND	ug/L	100	1		07/02/26 12:28	624-95-3	
tert-Butyl Alcohol	ND	ug/L	100	1		07/02/26 12:28	75-65-0	
tert-Butyl Formate	ND	ug/L	50.0	1		07/02/26 12:28	762-75-4	
1,2-Dichloroethane	ND	ug/L	1.0	1		07/02/26 12:28	107-06-2	
Diisopropyl ether	ND	ug/L	1.0	1		07/02/26 12:28	108-20-3	
Ethanol	ND	ug/L	200	1		07/02/26 12:28	64-17-5	
Ethylbenzene	ND	ug/L	1.0	1		07/02/26 12:28	100-41-4	
Ethyl-tert-butyl ether	ND	ug/L	10.0	1		07/02/26 12:28	637-92-3	
Methyl-tert-butyl ether	ND	ug/L	1.0	1		07/02/26 12:28	1634-04-4	
Naphthalene	ND	ug/L	1.0	1		07/02/26 12:28	91-20-3	
Toluene	ND	ug/L	1.0	1		07/02/26 12:28	108-88-3	
Xylene (Total)	ND	ug/L	1.0	1		07/02/26 12:28	1330-20-7	
m&p-Xylene	ND	ug/L	2.0	1		07/02/26 12:28	179601-23-1	
o-Xylene	ND	ug/L	1.0	1		07/02/26 12:28	95-47-6	
Surrogates								
4-Bromofluorobenzene (S)	98	%	70-130	1		07/02/26 12:28	460-00-4	
1,2-Dichloroethane-d4 (S)	100	%	70-130	1		07/02/26 12:28	17060-07-0	
Toluene-d8 (S)	100	%	70-130	1		07/02/26 12:28	2037-26-5	

REPORT OF LABORATORY ANALYSIS

This report shall not be reproduced, except in full,
without the written consent of Pace Analytical Services, LLC.

Pace Analytical Services, LLC
9800 Kincey Ave. Suite 100
Huntersville, NC 28078
(704)875-9092

ANALYTICAL RESULTS

Project: UST Unkown 14329 #14324
Pace Project No.: 92868485

Sample: SW-4 **Lab ID: 92868485017** Collected: 06/29/26 11:06 Received: 07/01/26 13:44 Matrix: Water

Parameters	Results	Units	Report Limit	DF	Prepared	Analyzed	CAS No.	Qual
8011 GCS EDB and DBCP	Analytical Method: EPA 8011 Preparation Method: EPA 8011 Pace Analytical Services - Charlotte							
1,2-Dibromoethane (EDB)	ND	ug/L	0.020	1	07/02/26 07:41	07/06/26 15:30	106-93-4	
Surrogates								
1-Chloro-2-bromopropane (S)	80	%	60-140	1	07/02/26 07:41	07/06/26 15:30	301-79-56	
8260 MSV Low Level SC	Analytical Method: EPA 8260D Pace Analytical Services - Charlotte							
tert-Amyl Alcohol	ND	ug/L	100	1		07/02/26 12:46	75-85-4	
tert-Amylmethyl ether	ND	ug/L	10.0	1		07/02/26 12:46	994-05-8	
Benzene	ND	ug/L	1.0	1		07/02/26 12:46	71-43-2	
3,3-Dimethyl-1-Butanol	ND	ug/L	100	1		07/02/26 12:46	624-95-3	
tert-Butyl Alcohol	ND	ug/L	100	1		07/02/26 12:46	75-65-0	
tert-Butyl Formate	ND	ug/L	50.0	1		07/02/26 12:46	762-75-4	
1,2-Dichloroethane	ND	ug/L	1.0	1		07/02/26 12:46	107-06-2	
Diisopropyl ether	ND	ug/L	1.0	1		07/02/26 12:46	108-20-3	
Ethanol	ND	ug/L	200	1		07/02/26 12:46	64-17-5	
Ethylbenzene	ND	ug/L	1.0	1		07/02/26 12:46	100-41-4	
Ethyl-tert-butyl ether	ND	ug/L	10.0	1		07/02/26 12:46	637-92-3	
Methyl-tert-butyl ether	ND	ug/L	1.0	1		07/02/26 12:46	1634-04-4	
Naphthalene	ND	ug/L	1.0	1		07/02/26 12:46	91-20-3	
Toluene	ND	ug/L	1.0	1		07/02/26 12:46	108-88-3	
Xylene (Total)	ND	ug/L	1.0	1		07/02/26 12:46	1330-20-7	
m&p-Xylene	ND	ug/L	2.0	1		07/02/26 12:46	179601-23-1	
o-Xylene	ND	ug/L	1.0	1		07/02/26 12:46	95-47-6	
Surrogates								
4-Bromofluorobenzene (S)	99	%	70-130	1		07/02/26 12:46	460-00-4	
1,2-Dichloroethane-d4 (S)	100	%	70-130	1		07/02/26 12:46	17060-07-0	
Toluene-d8 (S)	98	%	70-130	1		07/02/26 12:46	2037-26-5	

REPORT OF LABORATORY ANALYSIS

This report shall not be reproduced, except in full,
without the written consent of Pace Analytical Services, LLC.

Pace Analytical Services, LLC
9800 Kincey Ave. Suite 100
Huntersville, NC 28078
(704)875-9092

ANALYTICAL RESULTS

Project: UST Unkown 14329 #14324
Pace Project No.: 92868485

Sample: DUP-1 **Lab ID: 92868485018** Collected: 06/29/26 00:00 Received: 07/01/26 13:44 Matrix: Water

Parameters	Results	Units	Report Limit	DF	Prepared	Analyzed	CAS No.	Qual
8011 GCS EDB and DBCP	Analytical Method: EPA 8011 Preparation Method: EPA 8011 Pace Analytical Services - Charlotte							
1,2-Dibromoethane (EDB)	ND	ug/L	0.019	1	07/02/26 07:41	07/06/26 15:41	106-93-4	
Surrogates								
1-Chloro-2-bromopropane (S)	93	%	60-140	1	07/02/26 07:41	07/06/26 15:41	301-79-56	
8260 MSV	Analytical Method: EPA 8260D Pace Analytical Services - Charlotte							
tert-Amyl Alcohol	**895J**	ug/L	1250	12.5		07/07/26 15:13	75-85-4	
tert-Amylmethyl ether	ND	ug/L	125	12.5		07/07/26 15:13	994-05-8	
Benzene	**1970**	ug/L	62.5	12.5		07/07/26 15:13	71-43-2	
3,3-Dimethyl-1-Butanol	ND	ug/L	1250	12.5		07/07/26 15:13	624-95-3	
tert-Butyl Alcohol	ND	ug/L	1250	12.5		07/07/26 15:13	75-65-0	
tert-Butyl Formate	ND	ug/L	625	12.5		07/07/26 15:13	762-75-4	
1,2-Dichloroethane	**36.7J**	ug/L	62.5	12.5		07/07/26 15:13	107-06-2	
Diisopropyl ether	ND	ug/L	62.5	12.5		07/07/26 15:13	108-20-3	
Ethanol	ND	ug/L	2500	12.5		07/07/26 15:13	64-17-5	
Ethylbenzene	ND	ug/L	62.5	12.5		07/07/26 15:13	100-41-4	
Ethyl-tert-butyl ether	ND	ug/L	125	12.5		07/07/26 15:13	637-92-3	
Methyl-tert-butyl ether	ND	ug/L	62.5	12.5		07/07/26 15:13	1634-04-4	
Naphthalene	**59.5J**	ug/L	62.5	12.5		07/07/26 15:13	91-20-3	
Toluene	ND	ug/L	62.5	12.5		07/07/26 15:13	108-88-3	
Xylene (Total)	**468**	ug/L	62.5	12.5		07/07/26 15:13	1330-20-7	
m&p-Xylene	**300**	ug/L	125	12.5		07/07/26 15:13	179601-23-1	
o-Xylene	**168**	ug/L	62.5	12.5		07/07/26 15:13	95-47-6	
Surrogates								
4-Bromofluorobenzene (S)	98	%	70-130	12.5		07/07/26 15:13	460-00-4	
1,2-Dichloroethane-d4 (S)	99	%	70-130	12.5		07/07/26 15:13	17060-07-0	
Toluene-d8 (S)	99	%	70-130	12.5		07/07/26 15:13	2037-26-5	

This report shall not be reproduced, except in full,
without the written consent of Pace Analytical Services, LLC.

Pace Analytical Services, LLC
9800 Kincey Ave. Suite 100
Huntersville, NC 28078
(704)875-9092

ANALYTICAL RESULTS

Project: UST Unkown 14329 #14324
Pace Project No.: 92868485

Sample: DUP-2 **Lab ID: 92868485019** Collected: 06/29/26 00:00 Received: 07/01/26 13:44 Matrix: Water

Parameters	Results	Units	Report Limit	DF	Prepared	Analyzed	CAS No.	Qual
8011 GCS EDB and DBCP	Analytical Method: EPA 8011 Preparation Method: EPA 8011 Pace Analytical Services - Charlotte							
1,2-Dibromoethane (EDB)	**56.4**	ug/L	1.9	100	07/02/26 07:41	07/07/26 17:35	106-93-4	
Surrogates								
1-Chloro-2-bromopropane (S)	0	%	60-140	100	07/02/26 07:41	07/07/26 17:35	301-79-56	S4
8260 MSV	Analytical Method: EPA 8260D Pace Analytical Services - Charlotte							
tert-Amyl Alcohol	ND	ug/L	5000	50		07/07/26 16:45	75-85-4	
tert-Amylmethyl ether	ND	ug/L	500	50		07/07/26 16:45	994-05-8	
Benzene	**5790**	ug/L	250	50		07/07/26 16:45	71-43-2	
3,3-Dimethyl-1-Butanol	ND	ug/L	5000	50		07/07/26 16:45	624-95-3	
tert-Butyl Alcohol	ND	ug/L	5000	50		07/07/26 16:45	75-65-0	
tert-Butyl Formate	ND	ug/L	2500	50		07/07/26 16:45	762-75-4	
1,2-Dichloroethane	ND	ug/L	250	50		07/07/26 16:45	107-06-2	
Diisopropyl ether	ND	ug/L	250	50		07/07/26 16:45	108-20-3	
Ethanol	ND	ug/L	10000	50		07/07/26 16:45	64-17-5	
Ethylbenzene	**843**	ug/L	250	50		07/07/26 16:45	100-41-4	
Ethyl-tert-butyl ether	ND	ug/L	500	50		07/07/26 16:45	637-92-3	
Methyl-tert-butyl ether	ND	ug/L	250	50		07/07/26 16:45	1634-04-4	
Naphthalene	**377**	ug/L	250	50		07/07/26 16:45	91-20-3	
Toluene	**9360**	ug/L	250	50		07/07/26 16:45	108-88-3	
Xylene (Total)	**5320**	ug/L	250	50		07/07/26 16:45	1330-20-7	
m&p-Xylene	**3770**	ug/L	500	50		07/07/26 16:45	179601-23-1	
o-Xylene	**1560**	ug/L	250	50		07/07/26 16:45	95-47-6	
Surrogates								
4-Bromofluorobenzene (S)	98	%	70-130	50		07/07/26 16:45	460-00-4	
1,2-Dichloroethane-d4 (S)	95	%	70-130	50		07/07/26 16:45	17060-07-0	
Toluene-d8 (S)	99	%	70-130	50		07/07/26 16:45	2037-26-5	

REPORT OF LABORATORY ANALYSIS

This report shall not be reproduced, except in full,
without the written consent of Pace Analytical Services, LLC.

Pace Analytical Services, LLC
9800 Kincey Ave. Suite 100
Huntersville, NC 28078
(704)875-9092

ANALYTICAL RESULTS

Project: UST Unkown 14329 #14324
Pace Project No.: 92868485

Sample: DUP-3 **Lab ID: 92868485020** Collected: 06/29/26 00:00 Received: 07/01/26 13:44 Matrix: Water

Parameters	Results	Units	Report Limit	DF	Prepared	Analyzed	CAS No.	Qual
8011 GCS EDB and DBCP	Analytical Method: EPA 8011 Preparation Method: EPA 8011 Pace Analytical Services - Charlotte							
1,2-Dibromoethane (EDB)	**73.7**	ug/L	2.0	100	07/02/26 07:41	07/07/26 17:46	106-93-4	
Surrogates								
1-Chloro-2-bromopropane (S)	0	%	60-140	100	07/02/26 07:41	07/07/26 17:46	301-79-56	S4
8260 MSV	Analytical Method: EPA 8260D Pace Analytical Services - Charlotte							
tert-Amyl Alcohol	ND	ug/L	10000	100		07/09/26 04:58	75-85-4	M1
tert-Amylmethyl ether	ND	ug/L	1000	100		07/09/26 04:58	994-05-8	
Benzene	**5250**	ug/L	500	100		07/09/26 04:58	71-43-2	M1
3,3-Dimethyl-1-Butanol	ND	ug/L	10000	100		07/09/26 04:58	624-95-3	M1
tert-Butyl Alcohol	ND	ug/L	10000	100		07/09/26 04:58	75-65-0	M1
tert-Butyl Formate	ND	ug/L	5000	100		07/09/26 04:58	762-75-4	
1,2-Dichloroethane	ND	ug/L	500	100		07/09/26 04:58	107-06-2	
Diisopropyl ether	ND	ug/L	500	100		07/09/26 04:58	108-20-3	
Ethanol	ND	ug/L	20000	100		07/09/26 04:58	64-17-5	M1
Ethylbenzene	**1230**	ug/L	500	100		07/09/26 04:58	100-41-4	M1
Ethyl-tert-butyl ether	ND	ug/L	1000	100		07/09/26 04:58	637-92-3	
Methyl-tert-butyl ether	ND	ug/L	500	100		07/09/26 04:58	1634-04-4	M1
Naphthalene	**327J**	ug/L	500	100		07/09/26 04:58	91-20-3	M1
Toluene	**12700**	ug/L	500	100		07/09/26 04:58	108-88-3	M1
Xylene (Total)	**6600**	ug/L	500	100		07/09/26 04:58	1330-20-7	MS
m&p-Xylene	**4750**	ug/L	1000	100		07/09/26 04:58	179601-23-1	M1
o-Xylene	**1850**	ug/L	500	100		07/09/26 04:58	95-47-6	M1
Surrogates								
4-Bromofluorobenzene (S)	97	%	70-130	100		07/09/26 04:58	460-00-4	
1,2-Dichloroethane-d4 (S)	98	%	70-130	100		07/09/26 04:58	17060-07-0	
Toluene-d8 (S)	100	%	70-130	100		07/09/26 04:58	2037-26-5	

REPORT OF LABORATORY ANALYSIS

This report shall not be reproduced, except in full,
without the written consent of Pace Analytical Services, LLC.

Pace Analytical Services, LLC
9800 Kincey Ave. Suite 100
Huntersville, NC 28078
(704)875-9092

ANALYTICAL RESULTS

Project: UST Unkown 14329 #14324
Pace Project No.: 92868485

Sample: FB **Lab ID: 92868485021** Collected: 06/29/26 15:02 Received: 07/01/26 13:44 Matrix: Water

Parameters	Results	Units	Report Limit	DF	Prepared	Analyzed	CAS No.	Qual
8011 GCS EDB and DBCP	Analytical Method: EPA 8011 Preparation Method: EPA 8011 Pace Analytical Services - Charlotte							
1,2-Dibromoethane (EDB)	ND	ug/L	0.019	1	07/02/26 07:41	07/06/26 16:13	106-93-4	
Surrogates								
1-Chloro-2-bromopropane (S)	82	%	60-140	1	07/02/26 07:41	07/06/26 16:13	301-79-56	
8260 MSV	Analytical Method: EPA 8260D Pace Analytical Services - Charlotte							
tert-Amyl Alcohol	ND	ug/L	100	1		07/02/26 14:25	75-85-4	
tert-Amylmethyl ether	ND	ug/L	10.0	1		07/02/26 14:25	994-05-8	
Benzene	ND	ug/L	5.0	1		07/02/26 14:25	71-43-2	
3,3-Dimethyl-1-Butanol	ND	ug/L	100	1		07/02/26 14:25	624-95-3	
tert-Butyl Alcohol	ND	ug/L	100	1		07/02/26 14:25	75-65-0	
tert-Butyl Formate	ND	ug/L	50.0	1		07/02/26 14:25	762-75-4	
1,2-Dichloroethane	ND	ug/L	5.0	1		07/02/26 14:25	107-06-2	
Diisopropyl ether	ND	ug/L	5.0	1		07/02/26 14:25	108-20-3	
Ethanol	ND	ug/L	200	1		07/02/26 14:25	64-17-5	
Ethylbenzene	ND	ug/L	5.0	1		07/02/26 14:25	100-41-4	
Ethyl-tert-butyl ether	ND	ug/L	10.0	1		07/02/26 14:25	637-92-3	
Methyl-tert-butyl ether	ND	ug/L	5.0	1		07/02/26 14:25	1634-04-4	
Naphthalene	ND	ug/L	5.0	1		07/02/26 14:25	91-20-3	
Toluene	ND	ug/L	5.0	1		07/02/26 14:25	108-88-3	
Xylene (Total)	ND	ug/L	5.0	1		07/02/26 14:25	1330-20-7	
m&p-Xylene	ND	ug/L	10.0	1		07/02/26 14:25	179601-23-1	
o-Xylene	ND	ug/L	5.0	1		07/02/26 14:25	95-47-6	
Surrogates								
4-Bromofluorobenzene (S)	93	%	70-130	1		07/02/26 14:25	460-00-4	
1,2-Dichloroethane-d4 (S)	98	%	70-130	1		07/02/26 14:25	17060-07-0	
Toluene-d8 (S)	98	%	70-130	1		07/02/26 14:25	2037-26-5	

This report shall not be reproduced, except in full,
without the written consent of Pace Analytical Services, LLC.

Pace Analytical Services, LLC
9800 Kincey Ave. Suite 100
Huntersville, NC 28078
(704)875-9092

ANALYTICAL RESULTS

Project: UST Unkown 14329 #14324
Pace Project No.: 92868485

Sample: DDW-2 **Lab ID: 92868485022** Collected: 06/29/26 12:03 Received: 07/01/26 13:44 Matrix: Water

Parameters	Results	Units	Report Limit	DF	Prepared	Analyzed	CAS No.	Qual
8011 GCS EDB and DBCP	Analytical Method: EPA 8011 Preparation Method: EPA 8011 Pace Analytical Services - Charlotte							
1,2-Dibromoethane (EDB)	ND	ug/L	0.020	1	07/13/26 10:31	07/13/26 12:40	106-93-4	
Surrogates								
1-Chloro-2-bromopropane (S)	76	%	60-140	1	07/13/26 10:31	07/13/26 12:40	301-79-56	
8260 MSV	Analytical Method: EPA 8260D Pace Analytical Services - Charlotte							
tert-Amyl Alcohol	ND	ug/L	100	1		07/02/26 14:24	75-85-4	
tert-Amylmethyl ether	ND	ug/L	10.0	1		07/02/26 14:24	994-05-8	
Benzene	ND	ug/L	5.0	1		07/02/26 14:24	71-43-2	
3,3-Dimethyl-1-Butanol	ND	ug/L	100	1		07/02/26 14:24	624-95-3	
tert-Butyl Alcohol	ND	ug/L	100	1		07/02/26 14:24	75-65-0	
tert-Butyl Formate	ND	ug/L	50.0	1		07/02/26 14:24	762-75-4	
1,2-Dichloroethane	ND	ug/L	5.0	1		07/02/26 14:24	107-06-2	
Diisopropyl ether	ND	ug/L	5.0	1		07/02/26 14:24	108-20-3	
Ethanol	ND	ug/L	200	1		07/02/26 14:24	64-17-5	
Ethylbenzene	ND	ug/L	5.0	1		07/02/26 14:24	100-41-4	
Ethyl-tert-butyl ether	ND	ug/L	10.0	1		07/02/26 14:24	637-92-3	
Methyl-tert-butyl ether	ND	ug/L	5.0	1		07/02/26 14:24	1634-04-4	
Naphthalene	ND	ug/L	5.0	1		07/02/26 14:24	91-20-3	
Toluene	ND	ug/L	5.0	1		07/02/26 14:24	108-88-3	
Xylene (Total)	ND	ug/L	5.0	1		07/02/26 14:24	1330-20-7	
m&p-Xylene	ND	ug/L	10.0	1		07/02/26 14:24	179601-23-1	
o-Xylene	ND	ug/L	5.0	1		07/02/26 14:24	95-47-6	
Surrogates								
4-Bromofluorobenzene (S)	100	%	70-130	1		07/02/26 14:24	460-00-4	
1,2-Dichloroethane-d4 (S)	94	%	70-130	1		07/02/26 14:24	17060-07-0	
Toluene-d8 (S)	96	%	70-130	1		07/02/26 14:24	2037-26-5	

This report shall not be reproduced, except in full,
without the written consent of Pace Analytical Services, LLC.

Pace Analytical Services, LLC
9800 Kincey Ave. Suite 100
Huntersville, NC 28078
(704)875-9092

ANALYTICAL RESULTS

Project: UST Unkown 14329 #14324
Pace Project No.: 92868485

Sample: DDW-3 **Lab ID: 92868485023** Collected: 06/29/26 12:04 Received: 07/01/26 13:44 Matrix: Water

Parameters	Results	Units	Report Limit	DF	Prepared	Analyzed	CAS No.	Qual
8011 GCS EDB and DBCP	Analytical Method: EPA 8011 Preparation Method: EPA 8011 Pace Analytical Services - Charlotte							
1,2-Dibromoethane (EDB)	ND	ug/L	0.019	1	07/02/26 07:41	07/06/26 17:18	106-93-4	
Surrogates								
1-Chloro-2-bromopropane (S)	84	%	60-140	1	07/02/26 07:41	07/06/26 17:18	301-79-56	
8260 MSV	Analytical Method: EPA 8260D Pace Analytical Services - Charlotte							
tert-Amyl Alcohol	ND	ug/L	100	1		07/02/26 14:42	75-85-4	
tert-Amylmethyl ether	ND	ug/L	10.0	1		07/02/26 14:42	994-05-8	
Benzene	ND	ug/L	5.0	1		07/02/26 14:42	71-43-2	
3,3-Dimethyl-1-Butanol	ND	ug/L	100	1		07/02/26 14:42	624-95-3	
tert-Butyl Alcohol	ND	ug/L	100	1		07/02/26 14:42	75-65-0	
tert-Butyl Formate	ND	ug/L	50.0	1		07/02/26 14:42	762-75-4	
1,2-Dichloroethane	ND	ug/L	5.0	1		07/02/26 14:42	107-06-2	
Diisopropyl ether	ND	ug/L	5.0	1		07/02/26 14:42	108-20-3	
Ethanol	ND	ug/L	200	1		07/02/26 14:42	64-17-5	
Ethylbenzene	ND	ug/L	5.0	1		07/02/26 14:42	100-41-4	
Ethyl-tert-butyl ether	ND	ug/L	10.0	1		07/02/26 14:42	637-92-3	
Methyl-tert-butyl ether	ND	ug/L	5.0	1		07/02/26 14:42	1634-04-4	
Naphthalene	ND	ug/L	5.0	1		07/02/26 14:42	91-20-3	
Toluene	ND	ug/L	5.0	1		07/02/26 14:42	108-88-3	
Xylene (Total)	ND	ug/L	5.0	1		07/02/26 14:42	1330-20-7	
m&p-Xylene	ND	ug/L	10.0	1		07/02/26 14:42	179601-23-1	
o-Xylene	ND	ug/L	5.0	1		07/02/26 14:42	95-47-6	
Surrogates								
4-Bromofluorobenzene (S)	98	%	70-130	1		07/02/26 14:42	460-00-4	
1,2-Dichloroethane-d4 (S)	93	%	70-130	1		07/02/26 14:42	17060-07-0	
Toluene-d8 (S)	97	%	70-130	1		07/02/26 14:42	2037-26-5	

REPORT OF LABORATORY ANALYSIS

This report shall not be reproduced, except in full,
without the written consent of Pace Analytical Services, LLC.

Pace Analytical Services, LLC
9800 Kincey Ave. Suite 100
Huntersville, NC 28078
(704)875-9092

ANALYTICAL RESULTS

Project: UST Unkown 14329 #14324
Pace Project No.: 92868485

Sample: DDW-4 **Lab ID: 92868485024** Collected: 06/29/26 12:02 Received: 07/01/26 13:44 Matrix: Water

Parameters	Results	Units	Report Limit	DF	Prepared	Analyzed	CAS No.	Qual
8011 GCS EDB and DBCP	Analytical Method: EPA 8011 Preparation Method: EPA 8011 Pace Analytical Services - Charlotte							
1,2-Dibromoethane (EDB)	ND	ug/L	0.020	1	07/02/26 07:41	07/06/26 17:39	106-93-4	
Surrogates								
1-Chloro-2-bromopropane (S)	87	%	60-140	1	07/02/26 07:41	07/06/26 17:39	301-79-56	
8260 MSV	Analytical Method: EPA 8260D Pace Analytical Services - Charlotte							
tert-Amyl Alcohol	ND	ug/L	100	1		07/02/26 15:00	75-85-4	
tert-Amylmethyl ether	ND	ug/L	10.0	1		07/02/26 15:00	994-05-8	
Benzene	ND	ug/L	5.0	1		07/02/26 15:00	71-43-2	
3,3-Dimethyl-1-Butanol	ND	ug/L	100	1		07/02/26 15:00	624-95-3	
tert-Butyl Alcohol	ND	ug/L	100	1		07/02/26 15:00	75-65-0	
tert-Butyl Formate	ND	ug/L	50.0	1		07/02/26 15:00	762-75-4	
1,2-Dichloroethane	ND	ug/L	5.0	1		07/02/26 15:00	107-06-2	
Diisopropyl ether	ND	ug/L	5.0	1		07/02/26 15:00	108-20-3	
Ethanol	ND	ug/L	200	1		07/02/26 15:00	64-17-5	
Ethylbenzene	ND	ug/L	5.0	1		07/02/26 15:00	100-41-4	
Ethyl-tert-butyl ether	ND	ug/L	10.0	1		07/02/26 15:00	637-92-3	
Methyl-tert-butyl ether	ND	ug/L	5.0	1		07/02/26 15:00	1634-04-4	
Naphthalene	ND	ug/L	5.0	1		07/02/26 15:00	91-20-3	
Toluene	ND	ug/L	5.0	1		07/02/26 15:00	108-88-3	
Xylene (Total)	ND	ug/L	5.0	1		07/02/26 15:00	1330-20-7	
m&p-Xylene	ND	ug/L	10.0	1		07/02/26 15:00	179601-23-1	
o-Xylene	ND	ug/L	5.0	1		07/02/26 15:00	95-47-6	
Surrogates								
4-Bromofluorobenzene (S)	101	%	70-130	1		07/02/26 15:00	460-00-4	
1,2-Dichloroethane-d4 (S)	94	%	70-130	1		07/02/26 15:00	17060-07-0	
Toluene-d8 (S)	98	%	70-130	1		07/02/26 15:00	2037-26-5	

REPORT OF LABORATORY ANALYSIS

This report shall not be reproduced, except in full,
without the written consent of Pace Analytical Services, LLC.

Pace Analytical Services, LLC
9800 Kincey Ave. Suite 100
Huntersville, NC 28078
(704)875-9092

ANALYTICAL RESULTS

Project: UST Unkown 14329 #14324
Pace Project No.: 92868485

Sample: RW-1 **Lab ID: 92868485025** Collected: 06/29/26 14:22 Received: 07/01/26 13:44 Matrix: Water

Parameters	Results	Units	Report Limit	DF	Prepared	Analyzed	CAS No.	Qual
8011 GCS EDB and DBCP	Analytical Method: EPA 8011 Preparation Method: EPA 8011 Pace Analytical Services - Charlotte							
1,2-Dibromoethane (EDB)	**698**	ug/L	19.7	1000	07/02/26 07:41	07/08/26 11:22	106-93-4	
Surrogates								
1-Chloro-2-bromopropane (S)	0	%	60-140	1000	07/02/26 07:41	07/08/26 11:22	301-79-56	S4
8260 MSV	Analytical Method: EPA 8260D Pace Analytical Services - Charlotte							
tert-Amyl Alcohol	ND	ug/L	20000	200		07/02/26 18:00	75-85-4	
tert-Amylmethyl ether	ND	ug/L	2000	200		07/02/26 18:00	994-05-8	
Benzene	**25500**	ug/L	1000	200		07/02/26 18:00	71-43-2	
3,3-Dimethyl-1-Butanol	ND	ug/L	20000	200		07/02/26 18:00	624-95-3	
tert-Butyl Alcohol	ND	ug/L	20000	200		07/02/26 18:00	75-65-0	
tert-Butyl Formate	ND	ug/L	10000	200		07/02/26 18:00	762-75-4	
1,2-Dichloroethane	ND	ug/L	1000	200		07/02/26 18:00	107-06-2	
Diisopropyl ether	ND	ug/L	1000	200		07/02/26 18:00	108-20-3	
Ethanol	ND	ug/L	40000	200		07/02/26 18:00	64-17-5	
Ethylbenzene	**2450**	ug/L	1000	200		07/02/26 18:00	100-41-4	
Ethyl-tert-butyl ether	ND	ug/L	2000	200		07/02/26 18:00	637-92-3	
Methyl-tert-butyl ether	ND	ug/L	1000	200		07/02/26 18:00	1634-04-4	
Naphthalene	**940J**	ug/L	1000	200		07/02/26 18:00	91-20-3	
Toluene	**37600**	ug/L	1000	200		07/02/26 18:00	108-88-3	
Xylene (Total)	**15400**	ug/L	1000	200		07/02/26 18:00	1330-20-7	
m&p-Xylene	**10500**	ug/L	2000	200		07/02/26 18:00	179601-23-1	
o-Xylene	**4950**	ug/L	1000	200		07/02/26 18:00	95-47-6	
Surrogates								
4-Bromofluorobenzene (S)	100	%	70-130	200		07/02/26 18:00	460-00-4	
1,2-Dichloroethane-d4 (S)	96	%	70-130	200		07/02/26 18:00	17060-07-0	
Toluene-d8 (S)	96	%	70-130	200		07/02/26 18:00	2037-26-5	

REPORT OF LABORATORY ANALYSIS

This report shall not be reproduced, except in full,
without the written consent of Pace Analytical Services, LLC.

Pace Analytical Services, LLC
9800 Kincey Ave. Suite 100
Huntersville, NC 28078
(704)875-9092

ANALYTICAL RESULTS

Project: UST Unkown 14329 #14324
Pace Project No.: 92868485

Sample: RW-2 **Lab ID: 92868485026** Collected: 06/29/26 14:29 Received: 07/01/26 13:44 Matrix: Water

Parameters	Results	Units	Report Limit	DF	Prepared	Analyzed	CAS No.	Qual
8011 GCS EDB and DBCP	Analytical Method: EPA 8011 Preparation Method: EPA 8011 Pace Analytical Services - Charlotte							
1,2-Dibromoethane (EDB)	ND	ug/L	0.019	1	07/02/26 07:41	07/06/26 18:22	106-93-4	
Surrogates								
1-Chloro-2-bromopropane (S)	94	%	60-140	1	07/02/26 07:41	07/06/26 18:22	301-79-56	
8260 MSV	Analytical Method: EPA 8260D Pace Analytical Services - Charlotte							
tert-Amyl Alcohol	**858J**	ug/L	1250	12.5		07/07/26 15:31	75-85-4	
tert-Amylmethyl ether	ND	ug/L	125	12.5		07/07/26 15:31	994-05-8	
Benzene	**32.9J**	ug/L	62.5	12.5		07/07/26 15:31	71-43-2	
3,3-Dimethyl-1-Butanol	ND	ug/L	1250	12.5		07/07/26 15:31	624-95-3	
tert-Butyl Alcohol	ND	ug/L	1250	12.5		07/07/26 15:31	75-65-0	
tert-Butyl Formate	ND	ug/L	625	12.5		07/07/26 15:31	762-75-4	
1,2-Dichloroethane	ND	ug/L	62.5	12.5		07/07/26 15:31	107-06-2	
Diisopropyl ether	ND	ug/L	62.5	12.5		07/07/26 15:31	108-20-3	
Ethanol	ND	ug/L	2500	12.5		07/07/26 15:31	64-17-5	
Ethylbenzene	**1490**	ug/L	62.5	12.5		07/07/26 15:31	100-41-4	
Ethyl-tert-butyl ether	ND	ug/L	125	12.5		07/07/26 15:31	637-92-3	
Methyl-tert-butyl ether	ND	ug/L	62.5	12.5		07/07/26 15:31	1634-04-4	
Naphthalene	**541**	ug/L	62.5	12.5		07/07/26 15:31	91-20-3	
Toluene	**752**	ug/L	62.5	12.5		07/07/26 15:31	108-88-3	
Xylene (Total)	**4620**	ug/L	62.5	12.5		07/07/26 15:31	1330-20-7	
m&p-Xylene	**3650**	ug/L	125	12.5		07/07/26 15:31	179601-23-1	
o-Xylene	**967**	ug/L	62.5	12.5		07/07/26 15:31	95-47-6	
Surrogates								
4-Bromofluorobenzene (S)	96	%	70-130	12.5		07/07/26 15:31	460-00-4	
1,2-Dichloroethane-d4 (S)	99	%	70-130	12.5		07/07/26 15:31	17060-07-0	
Toluene-d8 (S)	100	%	70-130	12.5		07/07/26 15:31	2037-26-5	

REPORT OF LABORATORY ANALYSIS

This report shall not be reproduced, except in full,
without the written consent of Pace Analytical Services, LLC.

Pace Analytical Services, LLC
9800 Kincey Ave. Suite 100
Huntersville, NC 28078
(704)875-9092

ANALYTICAL RESULTS

Project: UST Unkown 14329 #14324
Pace Project No.: 92868485

Sample: RW-3 **Lab ID: 92868485027** Collected: 06/29/26 14:17 Received: 07/01/26 13:44 Matrix: Water

Parameters	Results	Units	Report Limit	DF	Prepared	Analyzed	CAS No.	Qual
8011 GCS EDB and DBCP	Analytical Method: EPA 8011 Preparation Method: EPA 8011 Pace Analytical Services - Charlotte							
1,2-Dibromoethane (EDB)	ND	ug/L	0.020	1	07/02/26 07:41	07/06/26 18:33	106-93-4	
Surrogates								
1-Chloro-2-bromopropane (S)	86	%	60-140	1	07/02/26 07:41	07/06/26 18:33	301-79-56	
8260 MSV	Analytical Method: EPA 8260D Pace Analytical Services - Charlotte							
tert-Amyl Alcohol	ND	ug/L	4000	40		07/02/26 17:06	75-85-4	
tert-Amylmethyl ether	ND	ug/L	400	40		07/02/26 17:06	994-05-8	
Benzene	**512**	ug/L	200	40		07/02/26 17:06	71-43-2	
3,3-Dimethyl-1-Butanol	ND	ug/L	4000	40		07/02/26 17:06	624-95-3	
tert-Butyl Alcohol	ND	ug/L	4000	40		07/02/26 17:06	75-65-0	
tert-Butyl Formate	ND	ug/L	2000	40		07/02/26 17:06	762-75-4	
1,2-Dichloroethane	ND	ug/L	200	40		07/02/26 17:06	107-06-2	
Diisopropyl ether	ND	ug/L	200	40		07/02/26 17:06	108-20-3	
Ethanol	ND	ug/L	8000	40		07/02/26 17:06	64-17-5	
Ethylbenzene	**3280**	ug/L	200	40		07/02/26 17:06	100-41-4	
Ethyl-tert-butyl ether	ND	ug/L	400	40		07/02/26 17:06	637-92-3	
Methyl-tert-butyl ether	ND	ug/L	200	40		07/02/26 17:06	1634-04-4	
Naphthalene	**830**	ug/L	200	40		07/02/26 17:06	91-20-3	
Toluene	**1110**	ug/L	200	40		07/02/26 17:06	108-88-3	
Xylene (Total)	**13400**	ug/L	200	40		07/02/26 17:06	1330-20-7	
m&p-Xylene	**11000**	ug/L	400	40		07/02/26 17:06	179601-23-1	
o-Xylene	**2430**	ug/L	200	40		07/02/26 17:06	95-47-6	
Surrogates								
4-Bromofluorobenzene (S)	100	%	70-130	40		07/02/26 17:06	460-00-4	
1,2-Dichloroethane-d4 (S)	93	%	70-130	40		07/02/26 17:06	17060-07-0	
Toluene-d8 (S)	97	%	70-130	40		07/02/26 17:06	2037-26-5	

REPORT OF LABORATORY ANALYSIS

This report shall not be reproduced, except in full,
without the written consent of Pace Analytical Services, LLC.

Pace Analytical Services, LLC
9800 Kincey Ave. Suite 100
Huntersville, NC 28078
(704)875-9092

ANALYTICAL RESULTS

Project: UST Unkown 14329 #14324
Pace Project No.: 92868485

Sample: RW-4 **Lab ID: 92868485028** Collected: 06/29/26 14:05 Received: 07/01/26 13:44 Matrix: Water

Parameters	Results	Units	Report Limit	DF	Prepared	Analyzed	CAS No.	Qual
8011 GCS EDB and DBCP	Analytical Method: EPA 8011 Preparation Method: EPA 8011 Pace Analytical Services - Charlotte							
1,2-Dibromoethane (EDB)	**1510**	ug/L	39.1	2000	07/02/26 07:41	07/08/26 14:34	106-93-4	
Surrogates								
1-Chloro-2-bromopropane (S)	0	%	60-140	2000	07/02/26 07:41	07/08/26 14:34	301-79-56	S4
8260 MSV	Analytical Method: EPA 8260D Pace Analytical Services - Charlotte							
tert-Amyl Alcohol	ND	ug/L	20000	200		07/02/26 18:18	75-85-4	
tert-Amylmethyl ether	ND	ug/L	2000	200		07/02/26 18:18	994-05-8	
Benzene	**36000**	ug/L	1000	200		07/02/26 18:18	71-43-2	
3,3-Dimethyl-1-Butanol	ND	ug/L	20000	200		07/02/26 18:18	624-95-3	
tert-Butyl Alcohol	ND	ug/L	20000	200		07/02/26 18:18	75-65-0	
tert-Butyl Formate	ND	ug/L	10000	200		07/02/26 18:18	762-75-4	
1,2-Dichloroethane	ND	ug/L	1000	200		07/02/26 18:18	107-06-2	
Diisopropyl ether	ND	ug/L	1000	200		07/02/26 18:18	108-20-3	
Ethanol	ND	ug/L	40000	200		07/02/26 18:18	64-17-5	
Ethylbenzene	**2850**	ug/L	1000	200		07/02/26 18:18	100-41-4	
Ethyl-tert-butyl ether	ND	ug/L	2000	200		07/02/26 18:18	637-92-3	
Methyl-tert-butyl ether	ND	ug/L	1000	200		07/02/26 18:18	1634-04-4	
Naphthalene	**1040**	ug/L	1000	200		07/02/26 18:18	91-20-3	
Toluene	**39700**	ug/L	1000	200		07/02/26 18:18	108-88-3	
Xylene (Total)	**17100**	ug/L	1000	200		07/02/26 18:18	1330-20-7	
m&p-Xylene	**11700**	ug/L	2000	200		07/02/26 18:18	179601-23-1	
o-Xylene	**5370**	ug/L	1000	200		07/02/26 18:18	95-47-6	
Surrogates								
4-Bromofluorobenzene (S)	99	%	70-130	200		07/02/26 18:18	460-00-4	
1,2-Dichloroethane-d4 (S)	95	%	70-130	200		07/02/26 18:18	17060-07-0	
Toluene-d8 (S)	96	%	70-130	200		07/02/26 18:18	2037-26-5	

REPORT OF LABORATORY ANALYSIS

This report shall not be reproduced, except in full,
without the written consent of Pace Analytical Services, LLC.

Pace Analytical Services, LLC
9800 Kincey Ave. Suite 100
Huntersville, NC 28078
(704)875-9092

ANALYTICAL RESULTS

Project: UST Unkown 14329 #14324
Pace Project No.: 92868485

Sample: RW-5 **Lab ID: 92868485029** Collected: 06/29/26 14:00 Received: 07/01/26 13:44 Matrix: Water

Parameters	Results	Units	Report Limit	DF	Prepared	Analyzed	CAS No.	Qual
8011 GCS EDB and DBCP	Analytical Method: EPA 8011 Preparation Method: EPA 8011 Pace Analytical Services - Charlotte							
1,2-Dibromoethane (EDB)	**935**	ug/L	19.6	1000	07/02/26 07:41	07/08/26 11:43	106-93-4	
Surrogates								
1-Chloro-2-bromopropane (S)	0	%	60-140	1000	07/02/26 07:41	07/08/26 11:43	301-79-56	S4
8260 MSV	Analytical Method: EPA 8260D Pace Analytical Services - Charlotte							
tert-Amyl Alcohol	ND	ug/L	25000	250		07/02/26 18:36	75-85-4	
tert-Amylmethyl ether	ND	ug/L	2500	250		07/02/26 18:36	994-05-8	
Benzene	**26900**	ug/L	1250	250		07/02/26 18:36	71-43-2	
3,3-Dimethyl-1-Butanol	ND	ug/L	25000	250		07/02/26 18:36	624-95-3	
tert-Butyl Alcohol	ND	ug/L	25000	250		07/02/26 18:36	75-65-0	
tert-Butyl Formate	ND	ug/L	12500	250		07/02/26 18:36	762-75-4	
1,2-Dichloroethane	ND	ug/L	1250	250		07/02/26 18:36	107-06-2	
Diisopropyl ether	ND	ug/L	1250	250		07/02/26 18:36	108-20-3	
Ethanol	ND	ug/L	50000	250		07/02/26 18:36	64-17-5	
Ethylbenzene	**2230**	ug/L	1250	250		07/02/26 18:36	100-41-4	
Ethyl-tert-butyl ether	ND	ug/L	2500	250		07/02/26 18:36	637-92-3	
Methyl-tert-butyl ether	ND	ug/L	1250	250		07/02/26 18:36	1634-04-4	
Naphthalene	**844J**	ug/L	1250	250		07/02/26 18:36	91-20-3	
Toluene	**34500**	ug/L	1250	250		07/02/26 18:36	108-88-3	
Xylene (Total)	**12400**	ug/L	1250	250		07/02/26 18:36	1330-20-7	
m&p-Xylene	**8440**	ug/L	2500	250		07/02/26 18:36	179601-23-1	
o-Xylene	**3960**	ug/L	1250	250		07/02/26 18:36	95-47-6	
Surrogates								
4-Bromofluorobenzene (S)	98	%	70-130	250		07/02/26 18:36	460-00-4	
1,2-Dichloroethane-d4 (S)	92	%	70-130	250		07/02/26 18:36	17060-07-0	
Toluene-d8 (S)	96	%	70-130	250		07/02/26 18:36	2037-26-5	

REPORT OF LABORATORY ANALYSIS

This report shall not be reproduced, except in full,
without the written consent of Pace Analytical Services, LLC.

Pace Analytical Services, LLC
9800 Kincey Ave. Suite 100
Huntersville, NC 28078
(704)875-9092

ANALYTICAL RESULTS

Project: UST Unkown 14329 #14324
Pace Project No.: 92868485

Sample: EP-4 **Lab ID: 92868485030** Collected: 06/29/26 14:25 Received: 07/01/26 13:44 Matrix: Water

Parameters	Results	Units	Report Limit	DF	Prepared	Analyzed	CAS No.	Qual
8011 GCS EDB and DBCP	Analytical Method: EPA 8011 Preparation Method: EPA 8011 Pace Analytical Services - Charlotte							
1,2-Dibromoethane (EDB)	ND	ug/L	0.020	1	07/02/26 07:41	07/08/26 11:54	106-93-4	
Surrogates								
1-Chloro-2-bromopropane (S)	247	%	60-140	1	07/02/26 07:41	07/08/26 11:54	301-79-56	S3
8260 MSV	Analytical Method: EPA 8260D Pace Analytical Services - Charlotte							
tert-Amyl Alcohol	ND	ug/L	4000	40		07/08/26 16:50	75-85-4	
tert-Amylmethyl ether	ND	ug/L	400	40		07/08/26 16:50	994-05-8	
Benzene	**397**	ug/L	200	40		07/08/26 16:50	71-43-2	
3,3-Dimethyl-1-Butanol	ND	ug/L	4000	40		07/08/26 16:50	624-95-3	
tert-Butyl Alcohol	ND	ug/L	4000	40		07/08/26 16:50	75-65-0	
tert-Butyl Formate	ND	ug/L	2000	40		07/08/26 16:50	762-75-4	
1,2-Dichloroethane	ND	ug/L	200	40		07/08/26 16:50	107-06-2	
Diisopropyl ether	ND	ug/L	200	40		07/08/26 16:50	108-20-3	
Ethanol	ND	ug/L	8000	40		07/08/26 16:50	64-17-5	
Ethylbenzene	**1610**	ug/L	200	40		07/08/26 16:50	100-41-4	
Ethyl-tert-butyl ether	ND	ug/L	400	40		07/08/26 16:50	637-92-3	
Methyl-tert-butyl ether	ND	ug/L	200	40		07/08/26 16:50	1634-04-4	
Naphthalene	**725**	ug/L	200	40		07/08/26 16:50	91-20-3	
Toluene	**5730**	ug/L	200	40		07/08/26 16:50	108-88-3	
Xylene (Total)	**9470**	ug/L	200	40		07/08/26 16:50	1330-20-7	
m&p-Xylene	**6540**	ug/L	400	40		07/08/26 16:50	179601-23-1	
o-Xylene	**2930**	ug/L	200	40		07/08/26 16:50	95-47-6	
Surrogates								
4-Bromofluorobenzene (S)	100	%	70-130	40		07/08/26 16:50	460-00-4	
1,2-Dichloroethane-d4 (S)	104	%	70-130	40		07/08/26 16:50	17060-07-0	
Toluene-d8 (S)	97	%	70-130	40		07/08/26 16:50	2037-26-5	

REPORT OF LABORATORY ANALYSIS

This report shall not be reproduced, except in full,
without the written consent of Pace Analytical Services, LLC.

Pace Analytical Services, LLC
9800 Kincey Ave. Suite 100
Huntersville, NC 28078
(704)875-9092

ANALYTICAL RESULTS

Project: UST Unkown 14329 #14324
Pace Project No.: 92868485

Sample: EP-12 **Lab ID: 92868485031** Collected: 06/29/26 13:45 Received: 07/01/26 13:44 Matrix: Water

Parameters	Results	Units	Report Limit	DF	Prepared	Analyzed	CAS No.	Qual
8011 GCS EDB and DBCP	Analytical Method: EPA 8011 Preparation Method: EPA 8011 Pace Analytical Services - Charlotte							
1,2-Dibromoethane (EDB)	**382**	ug/L	19.7	1000	07/02/26 07:41	07/08/26 12:04	106-93-4	
Surrogates								
1-Chloro-2-bromopropane (S)	0	%	60-140	1000	07/02/26 07:41	07/08/26 12:04	301-79-56	S4
8260 MSV	Analytical Method: EPA 8260D Pace Analytical Services - Charlotte							
tert-Amyl Alcohol	ND	ug/L	12500	125		07/02/26 17:42	75-85-4	
tert-Amylmethyl ether	ND	ug/L	1250	125		07/02/26 17:42	994-05-8	
Benzene	**13600**	ug/L	625	125		07/02/26 17:42	71-43-2	
3,3-Dimethyl-1-Butanol	ND	ug/L	12500	125		07/02/26 17:42	624-95-3	
tert-Butyl Alcohol	ND	ug/L	12500	125		07/02/26 17:42	75-65-0	
tert-Butyl Formate	ND	ug/L	6250	125		07/02/26 17:42	762-75-4	
1,2-Dichloroethane	ND	ug/L	625	125		07/02/26 17:42	107-06-2	
Diisopropyl ether	ND	ug/L	625	125		07/02/26 17:42	108-20-3	
Ethanol	ND	ug/L	25000	125		07/02/26 17:42	64-17-5	
Ethylbenzene	**1370**	ug/L	625	125		07/02/26 17:42	100-41-4	
Ethyl-tert-butyl ether	ND	ug/L	1250	125		07/02/26 17:42	637-92-3	
Methyl-tert-butyl ether	ND	ug/L	625	125		07/02/26 17:42	1634-04-4	
Naphthalene	**1170**	ug/L	625	125		07/02/26 17:42	91-20-3	
Toluene	**20500**	ug/L	625	125		07/02/26 17:42	108-88-3	
Xylene (Total)	**15700**	ug/L	625	125		07/02/26 17:42	1330-20-7	
m&p-Xylene	**10700**	ug/L	1250	125		07/02/26 17:42	179601-23-1	
o-Xylene	**5000**	ug/L	625	125		07/02/26 17:42	95-47-6	
Surrogates								
4-Bromofluorobenzene (S)	100	%	70-130	125		07/02/26 17:42	460-00-4	
1,2-Dichloroethane-d4 (S)	93	%	70-130	125		07/02/26 17:42	17060-07-0	
Toluene-d8 (S)	95	%	70-130	125		07/02/26 17:42	2037-26-5	

REPORT OF LABORATORY ANALYSIS

This report shall not be reproduced, except in full,
without the written consent of Pace Analytical Services, LLC.

Pace Analytical Services, LLC
9800 Kincey Ave. Suite 100
Huntersville, NC 28078
(704)875-9092

ANALYTICAL RESULTS

Project: UST Unkown 14329 #14324
Pace Project No.: 92868485

Sample: DW-2 **Lab ID: 92868485032** Collected: 06/29/26 12:25 Received: 07/01/26 13:44 Matrix: Water

Parameters	Results	Units	Report Limit	DF	Prepared	Analyzed	CAS No.	Qual
8011 GCS EDB and DBCP	Analytical Method: EPA 8011 Preparation Method: EPA 8011 Pace Analytical Services - Charlotte							
1,2-Dibromoethane (EDB)	**77.4**	ug/L	2.0	100	07/02/26 07:41	07/08/26 14:44	106-93-4	
Surrogates								
1-Chloro-2-bromopropane (S)	0	%	60-140	100	07/02/26 07:41	07/08/26 14:44	301-79-56	S4
8260 MSV	Analytical Method: EPA 8260D Pace Analytical Services - Charlotte							
tert-Amyl Alcohol	ND	ug/L	5000	50		07/02/26 17:24	75-85-4	
tert-Amylmethyl ether	ND	ug/L	500	50		07/02/26 17:24	994-05-8	
Benzene	**5760**	ug/L	250	50		07/02/26 17:24	71-43-2	
3,3-Dimethyl-1-Butanol	ND	ug/L	5000	50		07/02/26 17:24	624-95-3	
tert-Butyl Alcohol	ND	ug/L	5000	50		07/02/26 17:24	75-65-0	
tert-Butyl Formate	ND	ug/L	2500	50		07/02/26 17:24	762-75-4	
1,2-Dichloroethane	ND	ug/L	250	50		07/02/26 17:24	107-06-2	
Diisopropyl ether	ND	ug/L	250	50		07/02/26 17:24	108-20-3	
Ethanol	ND	ug/L	10000	50		07/02/26 17:24	64-17-5	
Ethylbenzene	**834**	ug/L	250	50		07/02/26 17:24	100-41-4	
Ethyl-tert-butyl ether	ND	ug/L	500	50		07/02/26 17:24	637-92-3	
Methyl-tert-butyl ether	ND	ug/L	250	50		07/02/26 17:24	1634-04-4	
Naphthalene	**334**	ug/L	250	50		07/02/26 17:24	91-20-3	
Toluene	**9070**	ug/L	250	50		07/02/26 17:24	108-88-3	
Xylene (Total)	**5290**	ug/L	250	50		07/02/26 17:24	1330-20-7	
m&p-Xylene	**3740**	ug/L	500	50		07/02/26 17:24	179601-23-1	
o-Xylene	**1550**	ug/L	250	50		07/02/26 17:24	95-47-6	
Surrogates								
4-Bromofluorobenzene (S)	100	%	70-130	50		07/02/26 17:24	460-00-4	
1,2-Dichloroethane-d4 (S)	94	%	70-130	50		07/02/26 17:24	17060-07-0	
Toluene-d8 (S)	97	%	70-130	50		07/02/26 17:24	2037-26-5	

REPORT OF LABORATORY ANALYSIS

This report shall not be reproduced, except in full,
without the written consent of Pace Analytical Services, LLC.

Pace Analytical Services, LLC
9800 Kincey Ave. Suite 100
Huntersville, NC 28078
(704)875-9092

ANALYTICAL RESULTS

Project: UST Unkown 14329 #14324
Pace Project No.: 92868485

Sample: DW-3 **Lab ID: 92868485033** Collected: 06/29/26 12:15 Received: 07/01/26 13:44 Matrix: Water

Parameters	Results	Units	Report Limit	DF	Prepared	Analyzed	CAS No.	Qual
8011 GCS EDB and DBCP	Analytical Method: EPA 8011 Preparation Method: EPA 8011 Pace Analytical Services - Charlotte							
1,2-Dibromoethane (EDB)	**0.28**	ug/L	0.019	1	07/02/26 07:41	07/07/26 19:16	106-93-4	
Surrogates								
1-Chloro-2-bromopropane (S)	84	%	60-140	1	07/02/26 07:41	07/07/26 19:16	301-79-56	
8260 MSV	Analytical Method: EPA 8260D Pace Analytical Services - Charlotte							
tert-Amyl Alcohol	**124**	ug/L	100	1		07/07/26 13:59	75-85-4	
tert-Amylmethyl ether	ND	ug/L	10.0	1		07/07/26 13:59	994-05-8	
Benzene	**80.7**	ug/L	5.0	1		07/07/26 13:59	71-43-2	
3,3-Dimethyl-1-Butanol	ND	ug/L	100	1		07/07/26 13:59	624-95-3	
tert-Butyl Alcohol	ND	ug/L	100	1		07/07/26 13:59	75-65-0	
tert-Butyl Formate	ND	ug/L	50.0	1		07/07/26 13:59	762-75-4	
1,2-Dichloroethane	**5.0J**	ug/L	5.0	1		07/07/26 13:59	107-06-2	
Diisopropyl ether	**6.4**	ug/L	5.0	1		07/07/26 13:59	108-20-3	
Ethanol	ND	ug/L	200	1		07/07/26 13:59	64-17-5	
Ethylbenzene	ND	ug/L	5.0	1		07/07/26 13:59	100-41-4	
Ethyl-tert-butyl ether	ND	ug/L	10.0	1		07/07/26 13:59	637-92-3	
Methyl-tert-butyl ether	ND	ug/L	5.0	1		07/07/26 13:59	1634-04-4	
Naphthalene	ND	ug/L	5.0	1		07/07/26 13:59	91-20-3	
Toluene	ND	ug/L	5.0	1		07/07/26 13:59	108-88-3	
Xylene (Total)	**15.6**	ug/L	5.0	1		07/07/26 13:59	1330-20-7	
m&p-Xylene	ND	ug/L	10.0	1		07/07/26 13:59	179601-23-1	
o-Xylene	**15.6**	ug/L	5.0	1		07/07/26 13:59	95-47-6	
Surrogates								
4-Bromofluorobenzene (S)	99	%	70-130	1		07/07/26 13:59	460-00-4	
1,2-Dichloroethane-d4 (S)	99	%	70-130	1		07/07/26 13:59	17060-07-0	
Toluene-d8 (S)	98	%	70-130	1		07/07/26 13:59	2037-26-5	

REPORT OF LABORATORY ANALYSIS

This report shall not be reproduced, except in full,
without the written consent of Pace Analytical Services, LLC.

Pace Analytical Services, LLC
9800 Kincey Ave. Suite 100
Huntersville, NC 28078
(704)875-9092

ANALYTICAL RESULTS

Project: UST Unkown 14329 #14324
Pace Project No.: 92868485

Sample: DW-4 **Lab ID: 92868485034** Collected: 06/29/26 11:45 Received: 07/01/26 13:44 Matrix: Water

Parameters	Results	Units	Report Limit	DF	Prepared	Analyzed	CAS No.	Qual
8011 GCS EDB and DBCP	Analytical Method: EPA 8011 Preparation Method: EPA 8011 Pace Analytical Services - Charlotte							
1,2-Dibromoethane (EDB)	**1.1**	ug/L	0.041	2	07/02/26 07:41	07/08/26 12:26	106-93-4	
Surrogates								
1-Chloro-2-bromopropane (S)	73	%	60-140	2	07/02/26 07:41	07/08/26 12:26	301-79-56	
8260 MSV	Analytical Method: EPA 8260D Pace Analytical Services - Charlotte							
tert-Amyl Alcohol	**838J**	ug/L	1000	10		07/02/26 16:30	75-85-4	
tert-Amylmethyl ether	ND	ug/L	100	10		07/02/26 16:30	994-05-8	
Benzene	**1820**	ug/L	50.0	10		07/02/26 16:30	71-43-2	
3,3-Dimethyl-1-Butanol	ND	ug/L	1000	10		07/02/26 16:30	624-95-3	
tert-Butyl Alcohol	ND	ug/L	1000	10		07/02/26 16:30	75-65-0	
tert-Butyl Formate	ND	ug/L	500	10		07/02/26 16:30	762-75-4	
1,2-Dichloroethane	**34.0J**	ug/L	50.0	10		07/02/26 16:30	107-06-2	
Diisopropyl ether	ND	ug/L	50.0	10		07/02/26 16:30	108-20-3	
Ethanol	ND	ug/L	2000	10		07/02/26 16:30	64-17-5	
Ethylbenzene	ND	ug/L	50.0	10		07/02/26 16:30	100-41-4	
Ethyl-tert-butyl ether	ND	ug/L	100	10		07/02/26 16:30	637-92-3	
Methyl-tert-butyl ether	ND	ug/L	50.0	10		07/02/26 16:30	1634-04-4	
Naphthalene	**52.3**	ug/L	50.0	10		07/02/26 16:30	91-20-3	
Toluene	ND	ug/L	50.0	10		07/02/26 16:30	108-88-3	
Xylene (Total)	**448**	ug/L	50.0	10		07/02/26 16:30	1330-20-7	
m&p-Xylene	**285**	ug/L	100	10		07/02/26 16:30	179601-23-1	
o-Xylene	**163**	ug/L	50.0	10		07/02/26 16:30	95-47-6	
Surrogates								
4-Bromofluorobenzene (S)	102	%	70-130	10		07/02/26 16:30	460-00-4	
1,2-Dichloroethane-d4 (S)	98	%	70-130	10		07/02/26 16:30	17060-07-0	
Toluene-d8 (S)	98	%	70-130	10		07/02/26 16:30	2037-26-5	

This report shall not be reproduced, except in full,
without the written consent of Pace Analytical Services, LLC.

Pace Analytical Services, LLC
9800 Kincey Ave. Suite 100
Huntersville, NC 28078
(704)875-9092

ANALYTICAL RESULTS

Project: UST Unkown 14329 #14324
Pace Project No.: 92868485

Sample: DW-5 **Lab ID: 92868485035** Collected: 06/29/26 12:28 Received: 07/01/26 13:44 Matrix: Water

Parameters	Results	Units	Report Limit	DF	Prepared	Analyzed	CAS No.	Qual
8011 GCS EDB and DBCP	Analytical Method: EPA 8011 Preparation Method: EPA 8011 Pace Analytical Services - Charlotte							
1,2-Dibromoethane (EDB)	ND	ug/L	0.019	1	07/02/26 07:41	07/06/26 19:59	106-93-4	
Surrogates								
1-Chloro-2-bromopropane (S)	80	%	60-140	1	07/02/26 07:41	07/06/26 19:59	301-79-56	
8260 MSV	Analytical Method: EPA 8260D Pace Analytical Services - Charlotte							
tert-Amyl Alcohol	ND	ug/L	100	1		07/02/26 15:18	75-85-4	
tert-Amylmethyl ether	ND	ug/L	10.0	1		07/02/26 15:18	994-05-8	
Benzene	ND	ug/L	5.0	1		07/02/26 15:18	71-43-2	
3,3-Dimethyl-1-Butanol	ND	ug/L	100	1		07/02/26 15:18	624-95-3	
tert-Butyl Alcohol	ND	ug/L	100	1		07/02/26 15:18	75-65-0	
tert-Butyl Formate	ND	ug/L	50.0	1		07/02/26 15:18	762-75-4	
1,2-Dichloroethane	ND	ug/L	5.0	1		07/02/26 15:18	107-06-2	
Diisopropyl ether	ND	ug/L	5.0	1		07/02/26 15:18	108-20-3	
Ethanol	ND	ug/L	200	1		07/02/26 15:18	64-17-5	
Ethylbenzene	ND	ug/L	5.0	1		07/02/26 15:18	100-41-4	
Ethyl-tert-butyl ether	ND	ug/L	10.0	1		07/02/26 15:18	637-92-3	
Methyl-tert-butyl ether	ND	ug/L	5.0	1		07/02/26 15:18	1634-04-4	
Naphthalene	ND	ug/L	5.0	1		07/02/26 15:18	91-20-3	
Toluene	ND	ug/L	5.0	1		07/02/26 15:18	108-88-3	
Xylene (Total)	ND	ug/L	5.0	1		07/02/26 15:18	1330-20-7	
m&p-Xylene	ND	ug/L	10.0	1		07/02/26 15:18	179601-23-1	
o-Xylene	ND	ug/L	5.0	1		07/02/26 15:18	95-47-6	
Surrogates								
4-Bromofluorobenzene (S)	100	%	70-130	1		07/02/26 15:18	460-00-4	
1,2-Dichloroethane-d4 (S)	93	%	70-130	1		07/02/26 15:18	17060-07-0	
Toluene-d8 (S)	99	%	70-130	1		07/02/26 15:18	2037-26-5	

REPORT OF LABORATORY ANALYSIS

This report shall not be reproduced, except in full,
without the written consent of Pace Analytical Services, LLC.

Pace Analytical Services, LLC
9800 Kincey Ave. Suite 100
Huntersville, NC 28078
(704)875-9092

ANALYTICAL RESULTS

Project: UST Unkown 14329 #14324
Pace Project No.: 92868485

Sample: DW-6 **Lab ID: 92868485036** Collected: 06/29/26 12:33 Received: 07/01/26 13:44 Matrix: Water

Parameters	Results	Units	Report Limit	DF	Prepared	Analyzed	CAS No.	Qual
8011 GCS EDB and DBCP	Analytical Method: EPA 8011 Preparation Method: EPA 8011 Pace Analytical Services - Charlotte							
1,2-Dibromoethane (EDB)	ND	ug/L	0.020	1	07/02/26 07:41	07/06/26 20:09	106-93-4	
Surrogates								
1-Chloro-2-bromopropane (S)	83	%	60-140	1	07/02/26 07:41	07/06/26 20:09	301-79-56	
8260 MSV	Analytical Method: EPA 8260D Pace Analytical Services - Charlotte							
tert-Amyl Alcohol	ND	ug/L	100	1		07/02/26 16:12	75-85-4	
tert-Amylmethyl ether	ND	ug/L	10.0	1		07/02/26 16:12	994-05-8	
Benzene	ND	ug/L	5.0	1		07/02/26 16:12	71-43-2	
3,3-Dimethyl-1-Butanol	ND	ug/L	100	1		07/02/26 16:12	624-95-3	
tert-Butyl Alcohol	ND	ug/L	100	1		07/02/26 16:12	75-65-0	
tert-Butyl Formate	ND	ug/L	50.0	1		07/02/26 16:12	762-75-4	
1,2-Dichloroethane	**17.9**	ug/L	5.0	1		07/02/26 16:12	107-06-2	
Diisopropyl ether	**19.2**	ug/L	5.0	1		07/02/26 16:12	108-20-3	
Ethanol	ND	ug/L	200	1		07/02/26 16:12	64-17-5	
Ethylbenzene	ND	ug/L	5.0	1		07/02/26 16:12	100-41-4	
Ethyl-tert-butyl ether	ND	ug/L	10.0	1		07/02/26 16:12	637-92-3	
Methyl-tert-butyl ether	ND	ug/L	5.0	1		07/02/26 16:12	1634-04-4	
Naphthalene	ND	ug/L	5.0	1		07/02/26 16:12	91-20-3	
Toluene	ND	ug/L	5.0	1		07/02/26 16:12	108-88-3	
Xylene (Total)	ND	ug/L	5.0	1		07/02/26 16:12	1330-20-7	
m&p-Xylene	ND	ug/L	10.0	1		07/02/26 16:12	179601-23-1	
o-Xylene	ND	ug/L	5.0	1		07/02/26 16:12	95-47-6	
Surrogates								
4-Bromofluorobenzene (S)	99	%	70-130	1		07/02/26 16:12	460-00-4	
1,2-Dichloroethane-d4 (S)	92	%	70-130	1		07/02/26 16:12	17060-07-0	
Toluene-d8 (S)	98	%	70-130	1		07/02/26 16:12	2037-26-5	

This report shall not be reproduced, except in full,
without the written consent of Pace Analytical Services, LLC.

Pace Analytical Services, LLC
9800 Kincey Ave. Suite 100
Huntersville, NC 28078
(704)875-9092

ANALYTICAL RESULTS

Project: UST Unkown 14329 #14324
Pace Project No.: 92868485

Sample: DDW-1 (83.5) **Lab ID: 92868485037** Collected: 06/29/26 10:30 Received: 07/01/26 13:44 Matrix: Water

Parameters	Results	Units	Report Limit	DF	Prepared	Analyzed	CAS No.	Qual
8011 GCS EDB and DBCP	Analytical Method: EPA 8011 Preparation Method: EPA 8011 Pace Analytical Services - Charlotte							
1,2-Dibromoethane (EDB)	ND	ug/L	0.020	1	07/02/26 07:41	07/06/26 20:20	106-93-4	
Surrogates								
1-Chloro-2-bromopropane (S)	86	%	60-140	1	07/02/26 07:41	07/06/26 20:20	301-79-56	
8260 MSV	Analytical Method: EPA 8260D Pace Analytical Services - Charlotte							
tert-Amyl Alcohol	ND	ug/L	100	1		07/02/26 15:36	75-85-4	
tert-Amylmethyl ether	ND	ug/L	10.0	1		07/02/26 15:36	994-05-8	
Benzene	ND	ug/L	5.0	1		07/02/26 15:36	71-43-2	
3,3-Dimethyl-1-Butanol	ND	ug/L	100	1		07/02/26 15:36	624-95-3	
tert-Butyl Alcohol	ND	ug/L	100	1		07/02/26 15:36	75-65-0	
tert-Butyl Formate	ND	ug/L	50.0	1		07/02/26 15:36	762-75-4	
1,2-Dichloroethane	ND	ug/L	5.0	1		07/02/26 15:36	107-06-2	
Diisopropyl ether	ND	ug/L	5.0	1		07/02/26 15:36	108-20-3	
Ethanol	ND	ug/L	200	1		07/02/26 15:36	64-17-5	
Ethylbenzene	ND	ug/L	5.0	1		07/02/26 15:36	100-41-4	
Ethyl-tert-butyl ether	ND	ug/L	10.0	1		07/02/26 15:36	637-92-3	
Methyl-tert-butyl ether	ND	ug/L	5.0	1		07/02/26 15:36	1634-04-4	
Naphthalene	ND	ug/L	5.0	1		07/02/26 15:36	91-20-3	
Toluene	ND	ug/L	5.0	1		07/02/26 15:36	108-88-3	
Xylene (Total)	ND	ug/L	5.0	1		07/02/26 15:36	1330-20-7	
m&p-Xylene	ND	ug/L	10.0	1		07/02/26 15:36	179601-23-1	
o-Xylene	ND	ug/L	5.0	1		07/02/26 15:36	95-47-6	
Surrogates								
4-Bromofluorobenzene (S)	101	%	70-130	1		07/02/26 15:36	460-00-4	
1,2-Dichloroethane-d4 (S)	93	%	70-130	1		07/02/26 15:36	17060-07-0	
Toluene-d8 (S)	98	%	70-130	1		07/02/26 15:36	2037-26-5	

REPORT OF LABORATORY ANALYSIS

This report shall not be reproduced, except in full,
without the written consent of Pace Analytical Services, LLC.

Pace Analytical Services, LLC
9800 Kincey Ave. Suite 100
Huntersville, NC 28078
(704)875-9092

ANALYTICAL RESULTS

Project: UST Unkown 14329 #14324
Pace Project No.: 92868485

Sample: DDW-1 (92.5) **Lab ID: 92868485038** Collected: 06/29/26 10:35 Received: 07/01/26 13:44 Matrix: Water

Parameters	Results	Units	Report Limit	DF	Prepared	Analyzed	CAS No.	Qual
8011 GCS EDB and DBCP	Analytical Method: EPA 8011 Preparation Method: EPA 8011 Pace Analytical Services - Charlotte							
1,2-Dibromoethane (EDB)	ND	ug/L	0.020	1	07/02/26 07:41	07/06/26 20:31	106-93-4	
Surrogates								
1-Chloro-2-bromopropane (S)	89	%	60-140	1	07/02/26 07:41	07/06/26 20:31	301-79-56	
8260 MSV	Analytical Method: EPA 8260D Pace Analytical Services - Charlotte							
tert-Amyl Alcohol	ND	ug/L	100	1		07/02/26 13:30	75-85-4	
tert-Amylmethyl ether	ND	ug/L	10.0	1		07/02/26 13:30	994-05-8	
Benzene	ND	ug/L	5.0	1		07/02/26 13:30	71-43-2	
3,3-Dimethyl-1-Butanol	ND	ug/L	100	1		07/02/26 13:30	624-95-3	
tert-Butyl Alcohol	ND	ug/L	100	1		07/02/26 13:30	75-65-0	
tert-Butyl Formate	ND	ug/L	50.0	1		07/02/26 13:30	762-75-4	P5
1,2-Dichloroethane	ND	ug/L	5.0	1		07/02/26 13:30	107-06-2	
Diisopropyl ether	ND	ug/L	5.0	1		07/02/26 13:30	108-20-3	
Ethanol	ND	ug/L	200	1		07/02/26 13:30	64-17-5	
Ethylbenzene	ND	ug/L	5.0	1		07/02/26 13:30	100-41-4	
Ethyl-tert-butyl ether	ND	ug/L	10.0	1		07/02/26 13:30	637-92-3	
Methyl-tert-butyl ether	ND	ug/L	5.0	1		07/02/26 13:30	1634-04-4	
Naphthalene	ND	ug/L	5.0	1		07/02/26 13:30	91-20-3	
Toluene	ND	ug/L	5.0	1		07/02/26 13:30	108-88-3	
Xylene (Total)	ND	ug/L	5.0	1		07/02/26 13:30	1330-20-7	
m&p-Xylene	ND	ug/L	10.0	1		07/02/26 13:30	179601-23-1	
o-Xylene	ND	ug/L	5.0	1		07/02/26 13:30	95-47-6	
Surrogates								
4-Bromofluorobenzene (S)	100	%	70-130	1		07/02/26 13:30	460-00-4	
1,2-Dichloroethane-d4 (S)	94	%	70-130	1		07/02/26 13:30	17060-07-0	
Toluene-d8 (S)	98	%	70-130	1		07/02/26 13:30	2037-26-5	

REPORT OF LABORATORY ANALYSIS

This report shall not be reproduced, except in full,
without the written consent of Pace Analytical Services, LLC.

Pace Analytical Services, LLC
9800 Kincey Ave. Suite 100
Huntersville, NC 28078
(704)875-9092

ANALYTICAL RESULTS

Project: UST Unkown 14329 #14324
Pace Project No.: 92868485

Sample: DDW-1 (102.5) **Lab ID: 92868485039** Collected: 06/29/26 10:40 Received: 07/01/26 13:44 Matrix: Water

Parameters	Results	Units	Report Limit	DF	Prepared	Analyzed	CAS No.	Qual
8011 GCS EDB and DBCP	Analytical Method: EPA 8011 Preparation Method: EPA 8011 Pace Analytical Services - Charlotte							
1,2-Dibromoethane (EDB)	ND	ug/L	0.020	1	07/02/26 07:41	07/06/26 20:41	106-93-4	
Surrogates								
1-Chloro-2-bromopropane (S)	86	%	60-140	1	07/02/26 07:41	07/06/26 20:41	301-79-56	
8260 MSV	Analytical Method: EPA 8260D Pace Analytical Services - Charlotte							
tert-Amyl Alcohol	ND	ug/L	100	1		07/02/26 13:48	75-85-4	
tert-Amylmethyl ether	ND	ug/L	10.0	1		07/02/26 13:48	994-05-8	
Benzene	ND	ug/L	5.0	1		07/02/26 13:48	71-43-2	
3,3-Dimethyl-1-Butanol	ND	ug/L	100	1		07/02/26 13:48	624-95-3	
tert-Butyl Alcohol	ND	ug/L	100	1		07/02/26 13:48	75-65-0	
tert-Butyl Formate	ND	ug/L	50.0	1		07/02/26 13:48	762-75-4	
1,2-Dichloroethane	ND	ug/L	5.0	1		07/02/26 13:48	107-06-2	
Diisopropyl ether	ND	ug/L	5.0	1		07/02/26 13:48	108-20-3	
Ethanol	ND	ug/L	200	1		07/02/26 13:48	64-17-5	
Ethylbenzene	ND	ug/L	5.0	1		07/02/26 13:48	100-41-4	
Ethyl-tert-butyl ether	ND	ug/L	10.0	1		07/02/26 13:48	637-92-3	
Methyl-tert-butyl ether	ND	ug/L	5.0	1		07/02/26 13:48	1634-04-4	
Naphthalene	ND	ug/L	5.0	1		07/02/26 13:48	91-20-3	
Toluene	ND	ug/L	5.0	1		07/02/26 13:48	108-88-3	
Xylene (Total)	ND	ug/L	5.0	1		07/02/26 13:48	1330-20-7	
m&p-Xylene	ND	ug/L	10.0	1		07/02/26 13:48	179601-23-1	
o-Xylene	ND	ug/L	5.0	1		07/02/26 13:48	95-47-6	
Surrogates								
4-Bromofluorobenzene (S)	100	%	70-130	1		07/02/26 13:48	460-00-4	
1,2-Dichloroethane-d4 (S)	95	%	70-130	1		07/02/26 13:48	17060-07-0	
Toluene-d8 (S)	97	%	70-130	1		07/02/26 13:48	2037-26-5	

REPORT OF LABORATORY ANALYSIS

This report shall not be reproduced, except in full,
without the written consent of Pace Analytical Services, LLC.

Pace Analytical Services, LLC
9800 Kincey Ave. Suite 100
Huntersville, NC 28078
(704)875-9092

ANALYTICAL RESULTS

Project: UST Unkown 14329 #14324
Pace Project No.: 92868485

Sample: DDW-1 (112.5) **Lab ID: 92868485040** Collected: 06/29/26 10:45 Received: 07/01/26 13:44 Matrix: Water

Parameters	Results	Units	Report Limit	DF	Prepared	Analyzed	CAS No.	Qual
8011 GCS EDB and DBCP	Analytical Method: EPA 8011 Preparation Method: EPA 8011 Pace Analytical Services - Charlotte							
1,2-Dibromoethane (EDB)	ND	ug/L	0.020	1	07/02/26 07:41	07/06/26 20:52	106-93-4	
Surrogates								
1-Chloro-2-bromopropane (S)	91	%	60-140	1	07/02/26 07:41	07/06/26 20:52	301-79-56	
8260 MSV	Analytical Method: EPA 8260D Pace Analytical Services - Charlotte							
tert-Amyl Alcohol	ND	ug/L	100	1		07/02/26 15:54	75-85-4	
tert-Amylmethyl ether	ND	ug/L	10.0	1		07/02/26 15:54	994-05-8	
Benzene	ND	ug/L	5.0	1		07/02/26 15:54	71-43-2	
3,3-Dimethyl-1-Butanol	ND	ug/L	100	1		07/02/26 15:54	624-95-3	
tert-Butyl Alcohol	ND	ug/L	100	1		07/02/26 15:54	75-65-0	
tert-Butyl Formate	ND	ug/L	50.0	1		07/02/26 15:54	762-75-4	
1,2-Dichloroethane	ND	ug/L	5.0	1		07/02/26 15:54	107-06-2	
Diisopropyl ether	ND	ug/L	5.0	1		07/02/26 15:54	108-20-3	
Ethanol	ND	ug/L	200	1		07/02/26 15:54	64-17-5	
Ethylbenzene	ND	ug/L	5.0	1		07/02/26 15:54	100-41-4	
Ethyl-tert-butyl ether	ND	ug/L	10.0	1		07/02/26 15:54	637-92-3	
Methyl-tert-butyl ether	ND	ug/L	5.0	1		07/02/26 15:54	1634-04-4	
Naphthalene	ND	ug/L	5.0	1		07/02/26 15:54	91-20-3	
Toluene	ND	ug/L	5.0	1		07/02/26 15:54	108-88-3	
Xylene (Total)	ND	ug/L	5.0	1		07/02/26 15:54	1330-20-7	
m&p-Xylene	ND	ug/L	10.0	1		07/02/26 15:54	179601-23-1	
o-Xylene	ND	ug/L	5.0	1		07/02/26 15:54	95-47-6	
Surrogates								
4-Bromofluorobenzene (S)	101	%	70-130	1		07/02/26 15:54	460-00-4	
1,2-Dichloroethane-d4 (S)	93	%	70-130	1		07/02/26 15:54	17060-07-0	
Toluene-d8 (S)	98	%	70-130	1		07/02/26 15:54	2037-26-5	

REPORT OF LABORATORY ANALYSIS

This report shall not be reproduced, except in full,
without the written consent of Pace Analytical Services, LLC.

Pace Analytical Services, LLC
9800 Kincey Ave. Suite 100
Huntersville, NC 28078
(704)875-9092

ANALYTICAL RESULTS

Project: UST Unkown 14329 #14324
Pace Project No.: 92868485

Sample: DDW-1 (119.5) **Lab ID: 92868485041** Collected: 06/29/26 10:50 Received: 07/01/26 13:44 Matrix: Water

Parameters	Results	Units	Report Limit	DF	Prepared	Analyzed	CAS No.	Qual
8011 GCS EDB and DBCP	Analytical Method: EPA 8011 Preparation Method: EPA 8011 Pace Analytical Services - Charlotte							
1,2-Dibromoethane (EDB)	ND	ug/L	0.020	1	07/02/26 07:41	07/06/26 21:03	106-93-4	
Surrogates								
1-Chloro-2-bromopropane (S)	80	%	60-140	1	07/02/26 07:41	07/06/26 21:03	301-79-56	
8260 MSV	Analytical Method: EPA 8260D Pace Analytical Services - Charlotte							
tert-Amyl Alcohol	ND	ug/L	100	1		07/02/26 14:06	75-85-4	
tert-Amylmethyl ether	ND	ug/L	10.0	1		07/02/26 14:06	994-05-8	
Benzene	ND	ug/L	5.0	1		07/02/26 14:06	71-43-2	
3,3-Dimethyl-1-Butanol	ND	ug/L	100	1		07/02/26 14:06	624-95-3	
tert-Butyl Alcohol	ND	ug/L	100	1		07/02/26 14:06	75-65-0	
tert-Butyl Formate	ND	ug/L	50.0	1		07/02/26 14:06	762-75-4	
1,2-Dichloroethane	ND	ug/L	5.0	1		07/02/26 14:06	107-06-2	
Diisopropyl ether	ND	ug/L	5.0	1		07/02/26 14:06	108-20-3	
Ethanol	ND	ug/L	200	1		07/02/26 14:06	64-17-5	
Ethylbenzene	ND	ug/L	5.0	1		07/02/26 14:06	100-41-4	
Ethyl-tert-butyl ether	ND	ug/L	10.0	1		07/02/26 14:06	637-92-3	
Methyl-tert-butyl ether	ND	ug/L	5.0	1		07/02/26 14:06	1634-04-4	
Naphthalene	ND	ug/L	5.0	1		07/02/26 14:06	91-20-3	
Toluene	ND	ug/L	5.0	1		07/02/26 14:06	108-88-3	
Xylene (Total)	ND	ug/L	5.0	1		07/02/26 14:06	1330-20-7	
m&p-Xylene	ND	ug/L	10.0	1		07/02/26 14:06	179601-23-1	
o-Xylene	ND	ug/L	5.0	1		07/02/26 14:06	95-47-6	
Surrogates								
4-Bromofluorobenzene (S)	99	%	70-130	1		07/02/26 14:06	460-00-4	
1,2-Dichloroethane-d4 (S)	94	%	70-130	1		07/02/26 14:06	17060-07-0	
Toluene-d8 (S)	97	%	70-130	1		07/02/26 14:06	2037-26-5	

This report shall not be reproduced, except in full,
without the written consent of Pace Analytical Services, LLC.

Pace Analytical Services, LLC
9800 Kincey Ave. Suite 100
Huntersville, NC 28078
(704)875-9092

ANALYTICAL RESULTS

Project: UST Unkown 14329 #14324
Pace Project No.: 92868485

Sample: MW-24 **Lab ID: 92868485042** Collected: 06/29/26 13:28 Received: 07/01/26 13:44 Matrix: Water

Parameters	Results	Units	Report Limit	DF	Prepared	Analyzed	CAS No.	Qual
8011 GCS EDB and DBCP	Analytical Method: EPA 8011 Preparation Method: EPA 8011 Pace Analytical Services - Charlotte							
1,2-Dibromoethane (EDB)	**505**	ug/L	20.3	1000	07/02/26 07:41	07/08/26 12:36	106-93-4	
Surrogates								
1-Chloro-2-bromopropane (S)	0	%	60-140	1000	07/02/26 07:41	07/08/26 12:36	301-79-56	S4
8260 MSV	Analytical Method: EPA 8260D Pace Analytical Services - Charlotte							
tert-Amyl Alcohol	ND	ug/L	4000	40		07/07/26 16:08	75-85-4	
tert-Amylmethyl ether	ND	ug/L	400	40		07/07/26 16:08	994-05-8	
Benzene	**3900**	ug/L	200	40		07/07/26 16:08	71-43-2	
3,3-Dimethyl-1-Butanol	ND	ug/L	4000	40		07/07/26 16:08	624-95-3	
tert-Butyl Alcohol	ND	ug/L	4000	40		07/07/26 16:08	75-65-0	
tert-Butyl Formate	ND	ug/L	2000	40		07/07/26 16:08	762-75-4	
1,2-Dichloroethane	**240**	ug/L	200	40		07/07/26 16:08	107-06-2	
Diisopropyl ether	ND	ug/L	200	40		07/07/26 16:08	108-20-3	
Ethanol	ND	ug/L	8000	40		07/07/26 16:08	64-17-5	
Ethylbenzene	**400**	ug/L	200	40		07/07/26 16:08	100-41-4	
Ethyl-tert-butyl ether	ND	ug/L	400	40		07/07/26 16:08	637-92-3	
Methyl-tert-butyl ether	ND	ug/L	200	40		07/07/26 16:08	1634-04-4	
Naphthalene	**228**	ug/L	200	40		07/07/26 16:08	91-20-3	
Toluene	**4840**	ug/L	200	40		07/07/26 16:08	108-88-3	
Xylene (Total)	**2570**	ug/L	200	40		07/07/26 16:08	1330-20-7	
m&p-Xylene	**1750**	ug/L	400	40		07/07/26 16:08	179601-23-1	
o-Xylene	**825**	ug/L	200	40		07/07/26 16:08	95-47-6	
Surrogates								
4-Bromofluorobenzene (S)	98	%	70-130	40		07/07/26 16:08	460-00-4	
1,2-Dichloroethane-d4 (S)	98	%	70-130	40		07/07/26 16:08	17060-07-0	
Toluene-d8 (S)	98	%	70-130	40		07/07/26 16:08	2037-26-5	

REPORT OF LABORATORY ANALYSIS

This report shall not be reproduced, except in full,
without the written consent of Pace Analytical Services, LLC.

Pace Analytical Services, LLC
9800 Kincey Ave. Suite 100
Huntersville, NC 28078
(704)875-9092

ANALYTICAL RESULTS

Project: UST Unkown 14329 #14324
Pace Project No.: 92868485

Sample: MW-25 **Lab ID: 92868485043** Collected: 06/29/26 13:18 Received: 07/01/26 13:44 Matrix: Water

Parameters	Results	Units	Report Limit	DF	Prepared	Analyzed	CAS No.	Qual
8011 GCS EDB and DBCP	Analytical Method: EPA 8011 Preparation Method: EPA 8011 Pace Analytical Services - Charlotte							
1,2-Dibromoethane (EDB)	ND	ug/L	0.021	1	07/02/26 19:08	07/08/26 00:19	106-93-4	
Surrogates								
1-Chloro-2-bromopropane (S)	90	%	60-140	1	07/02/26 19:08	07/08/26 00:19	301-79-56	
8260 MSV	Analytical Method: EPA 8260D Pace Analytical Services - Charlotte							
tert-Amyl Alcohol	ND	ug/L	100	1		07/02/26 18:13	75-85-4	
tert-Amylmethyl ether	ND	ug/L	10.0	1		07/02/26 18:13	994-05-8	
Benzene	**9.8**	ug/L	5.0	1		07/02/26 18:13	71-43-2	
3,3-Dimethyl-1-Butanol	ND	ug/L	100	1		07/02/26 18:13	624-95-3	
tert-Butyl Alcohol	ND	ug/L	100	1		07/02/26 18:13	75-65-0	
tert-Butyl Formate	ND	ug/L	50.0	1		07/02/26 18:13	762-75-4	
1,2-Dichloroethane	ND	ug/L	5.0	1		07/02/26 18:13	107-06-2	
Diisopropyl ether	ND	ug/L	5.0	1		07/02/26 18:13	108-20-3	
Ethanol	ND	ug/L	200	1		07/02/26 18:13	64-17-5	
Ethylbenzene	**15.1**	ug/L	5.0	1		07/02/26 18:13	100-41-4	
Ethyl-tert-butyl ether	ND	ug/L	10.0	1		07/02/26 18:13	637-92-3	
Methyl-tert-butyl ether	ND	ug/L	5.0	1		07/02/26 18:13	1634-04-4	
Naphthalene	**15.1**	ug/L	5.0	1		07/02/26 18:13	91-20-3	
Toluene	**5.1**	ug/L	5.0	1		07/02/26 18:13	108-88-3	
Xylene (Total)	**416**	ug/L	5.0	1		07/02/26 18:13	1330-20-7	
m&p-Xylene	**314**	ug/L	10.0	1		07/02/26 18:13	179601-23-1	
o-Xylene	**102**	ug/L	5.0	1		07/02/26 18:13	95-47-6	
Surrogates								
4-Bromofluorobenzene (S)	96	%	70-130	1		07/02/26 18:13	460-00-4	
1,2-Dichloroethane-d4 (S)	101	%	70-130	1		07/02/26 18:13	17060-07-0	
Toluene-d8 (S)	100	%	70-130	1		07/02/26 18:13	2037-26-5	

REPORT OF LABORATORY ANALYSIS

This report shall not be reproduced, except in full,
without the written consent of Pace Analytical Services, LLC.

Pace Analytical Services, LLC
9800 Kincey Ave. Suite 100
Huntersville, NC 28078
(704)875-9092

ANALYTICAL RESULTS

Project: UST Unkown 14329 #14324
Pace Project No.: 92868485

Sample: MW-26 **Lab ID: 92868485044** Collected: 06/29/26 14:15 Received: 07/01/26 13:44 Matrix: Water

Parameters	Results	Units	Report Limit	DF	Prepared	Analyzed	CAS No.	Qual
8011 GCS EDB and DBCP	Analytical Method: EPA 8011 Preparation Method: EPA 8011 Pace Analytical Services - Charlotte							
1,2-Dibromoethane (EDB)	**1020**	ug/L	41.1	2000	07/02/26 19:08	07/08/26 18:59	106-93-4	
Surrogates								
1-Chloro-2-bromopropane (S)	0	%	60-140	2000	07/02/26 19:08	07/08/26 18:59	301-79-56	S4
8260 MSV	Analytical Method: EPA 8260D Pace Analytical Services - Charlotte							
tert-Amyl Alcohol	ND	ug/L	25000	250		07/02/26 19:26	75-85-4	
tert-Amylmethyl ether	ND	ug/L	2500	250		07/02/26 19:26	994-05-8	
Benzene	**19500**	ug/L	1250	250		07/02/26 19:26	71-43-2	
3,3-Dimethyl-1-Butanol	ND	ug/L	25000	250		07/02/26 19:26	624-95-3	
tert-Butyl Alcohol	ND	ug/L	25000	250		07/02/26 19:26	75-65-0	
tert-Butyl Formate	ND	ug/L	12500	250		07/02/26 19:26	762-75-4	
1,2-Dichloroethane	ND	ug/L	1250	250		07/02/26 19:26	107-06-2	
Diisopropyl ether	ND	ug/L	1250	250		07/02/26 19:26	108-20-3	
Ethanol	ND	ug/L	50000	250		07/02/26 19:26	64-17-5	
Ethylbenzene	**2390**	ug/L	1250	250		07/02/26 19:26	100-41-4	
Ethyl-tert-butyl ether	ND	ug/L	2500	250		07/02/26 19:26	637-92-3	
Methyl-tert-butyl ether	ND	ug/L	1250	250		07/02/26 19:26	1634-04-4	
Naphthalene	**926J**	ug/L	1250	250		07/02/26 19:26	91-20-3	
Toluene	**34800**	ug/L	1250	250		07/02/26 19:26	108-88-3	
Xylene (Total)	**13800**	ug/L	1250	250		07/02/26 19:26	1330-20-7	
m&p-Xylene	**9510**	ug/L	2500	250		07/02/26 19:26	179601-23-1	
o-Xylene	**4260**	ug/L	1250	250		07/02/26 19:26	95-47-6	
Surrogates								
4-Bromofluorobenzene (S)	98	%	70-130	250		07/02/26 19:26	460-00-4	
1,2-Dichloroethane-d4 (S)	101	%	70-130	250		07/02/26 19:26	17060-07-0	
Toluene-d8 (S)	99	%	70-130	250		07/02/26 19:26	2037-26-5	

REPORT OF LABORATORY ANALYSIS

This report shall not be reproduced, except in full,
without the written consent of Pace Analytical Services, LLC.

Pace Analytical Services, LLC
9800 Kincey Ave. Suite 100
Huntersville, NC 28078
(704)875-9092

ANALYTICAL RESULTS

Project: UST Unkown 14329 #14324
Pace Project No.: 92868485

Sample: MW-27 **Lab ID: 92868485045** Collected: 06/29/26 12:30 Received: 07/01/26 13:44 Matrix: Water

Parameters	Results	Units	Report Limit	DF	Prepared	Analyzed	CAS No.	Qual
8011 GCS EDB and DBCP	Analytical Method: EPA 8011 Preparation Method: EPA 8011 Pace Analytical Services - Charlotte							
1,2-Dibromoethane (EDB)	ND	ug/L	0.021	1	07/02/26 19:08	07/08/26 19:10	106-93-4	
Surrogates								
1-Chloro-2-bromopropane (S)	95	%	60-140	1	07/02/26 19:08	07/08/26 19:10	301-79-56	
8260 MSV	Analytical Method: EPA 8260D Pace Analytical Services - Charlotte							
tert-Amyl Alcohol	ND	ug/L	100	1		07/02/26 17:37	75-85-4	
tert-Amylmethyl ether	ND	ug/L	10.0	1		07/02/26 17:37	994-05-8	
Benzene	ND	ug/L	5.0	1		07/02/26 17:37	71-43-2	
3,3-Dimethyl-1-Butanol	ND	ug/L	100	1		07/02/26 17:37	624-95-3	
tert-Butyl Alcohol	ND	ug/L	100	1		07/02/26 17:37	75-65-0	
tert-Butyl Formate	ND	ug/L	50.0	1		07/02/26 17:37	762-75-4	P5
1,2-Dichloroethane	ND	ug/L	5.0	1		07/02/26 17:37	107-06-2	
Diisopropyl ether	ND	ug/L	5.0	1		07/02/26 17:37	108-20-3	
Ethanol	ND	ug/L	200	1		07/02/26 17:37	64-17-5	
Ethylbenzene	ND	ug/L	5.0	1		07/02/26 17:37	100-41-4	
Ethyl-tert-butyl ether	ND	ug/L	10.0	1		07/02/26 17:37	637-92-3	
Methyl-tert-butyl ether	ND	ug/L	5.0	1		07/02/26 17:37	1634-04-4	
Naphthalene	ND	ug/L	5.0	1		07/02/26 17:37	91-20-3	
Toluene	ND	ug/L	5.0	1		07/02/26 17:37	108-88-3	
Xylene (Total)	ND	ug/L	5.0	1		07/02/26 17:37	1330-20-7	
m&p-Xylene	ND	ug/L	10.0	1		07/02/26 17:37	179601-23-1	
o-Xylene	ND	ug/L	5.0	1		07/02/26 17:37	95-47-6	
Surrogates								
4-Bromofluorobenzene (S)	98	%	70-130	1		07/02/26 17:37	460-00-4	
1,2-Dichloroethane-d4 (S)	105	%	70-130	1		07/02/26 17:37	17060-07-0	
Toluene-d8 (S)	102	%	70-130	1		07/02/26 17:37	2037-26-5	

REPORT OF LABORATORY ANALYSIS

This report shall not be reproduced, except in full,
without the written consent of Pace Analytical Services, LLC.

Pace Analytical Services, LLC
9800 Kincey Ave. Suite 100
Huntersville, NC 28078
(704)875-9092

ANALYTICAL RESULTS

Project: UST Unkown 14329 #14324
Pace Project No.: 92868485

Sample: MW-28 **Lab ID: 92868485046** Collected: 06/29/26 12:48 Received: 07/01/26 13:44 Matrix: Water

Parameters	Results	Units	Report Limit	DF	Prepared	Analyzed	CAS No.	Qual
8011 GCS EDB and DBCP	Analytical Method: EPA 8011 Preparation Method: EPA 8011 Pace Analytical Services - Charlotte							
1,2-Dibromoethane (EDB)	ND	ug/L	0.020	1	07/02/26 19:08	07/07/26 03:10	106-93-4	
Surrogates								
1-Chloro-2-bromopropane (S)	107	%	60-140	1	07/02/26 19:08	07/07/26 03:10	301-79-56	
8260 MSV	Analytical Method: EPA 8260D Pace Analytical Services - Charlotte							
tert-Amyl Alcohol	ND	ug/L	100	1		07/02/26 17:55	75-85-4	
tert-Amylmethyl ether	ND	ug/L	10.0	1		07/02/26 17:55	994-05-8	
Benzene	ND	ug/L	5.0	1		07/02/26 17:55	71-43-2	
3,3-Dimethyl-1-Butanol	ND	ug/L	100	1		07/02/26 17:55	624-95-3	
tert-Butyl Alcohol	ND	ug/L	100	1		07/02/26 17:55	75-65-0	
tert-Butyl Formate	ND	ug/L	50.0	1		07/02/26 17:55	762-75-4	
1,2-Dichloroethane	ND	ug/L	5.0	1		07/02/26 17:55	107-06-2	
Diisopropyl ether	ND	ug/L	5.0	1		07/02/26 17:55	108-20-3	
Ethanol	ND	ug/L	200	1		07/02/26 17:55	64-17-5	
Ethylbenzene	ND	ug/L	5.0	1		07/02/26 17:55	100-41-4	
Ethyl-tert-butyl ether	ND	ug/L	10.0	1		07/02/26 17:55	637-92-3	
Methyl-tert-butyl ether	ND	ug/L	5.0	1		07/02/26 17:55	1634-04-4	
Naphthalene	ND	ug/L	5.0	1		07/02/26 17:55	91-20-3	
Toluene	ND	ug/L	5.0	1		07/02/26 17:55	108-88-3	
Xylene (Total)	ND	ug/L	5.0	1		07/02/26 17:55	1330-20-7	
m&p-Xylene	ND	ug/L	10.0	1		07/02/26 17:55	179601-23-1	
o-Xylene	ND	ug/L	5.0	1		07/02/26 17:55	95-47-6	
Surrogates								
4-Bromofluorobenzene (S)	98	%	70-130	1		07/02/26 17:55	460-00-4	
1,2-Dichloroethane-d4 (S)	105	%	70-130	1		07/02/26 17:55	17060-07-0	
Toluene-d8 (S)	102	%	70-130	1		07/02/26 17:55	2037-26-5	

REPORT OF LABORATORY ANALYSIS

This report shall not be reproduced, except in full,
without the written consent of Pace Analytical Services, LLC.

Pace Analytical Services, LLC
9800 Kincey Ave. Suite 100
Huntersville, NC 28078
(704)875-9092

ANALYTICAL RESULTS

Project: UST Unkown 14329 #14324
Pace Project No.: 92868485

Sample: MW-29 **Lab ID: 92868485047** Collected: 06/29/26 12:58 Received: 07/01/26 13:44 Matrix: Water

Parameters	Results	Units	Report Limit	DF	Prepared	Analyzed	CAS No.	Qual
8011 GCS EDB and DBCP	Analytical Method: EPA 8011 Preparation Method: EPA 8011 Pace Analytical Services - Charlotte							
1,2-Dibromoethane (EDB)	**73.3**	ug/L	2.1	100	07/02/26 19:08	07/07/26 13:05	106-93-4	M1
Surrogates								
1-Chloro-2-bromopropane (S)	0	%	60-140	100	07/02/26 19:08	07/07/26 13:05	301-79-56	S4
8260 MSV	Analytical Method: EPA 8260D Pace Analytical Services - Charlotte							
tert-Amyl Alcohol	ND	ug/L	2000	20		07/02/26 19:08	75-85-4	
tert-Amylmethyl ether	ND	ug/L	200	20		07/02/26 19:08	994-05-8	
Benzene	**2570**	ug/L	100	20		07/02/26 19:08	71-43-2	
3,3-Dimethyl-1-Butanol	ND	ug/L	2000	20		07/02/26 19:08	624-95-3	
tert-Butyl Alcohol	ND	ug/L	2000	20		07/02/26 19:08	75-65-0	
tert-Butyl Formate	ND	ug/L	1000	20		07/02/26 19:08	762-75-4	
1,2-Dichloroethane	ND	ug/L	100	20		07/02/26 19:08	107-06-2	
Diisopropyl ether	ND	ug/L	100	20		07/02/26 19:08	108-20-3	
Ethanol	ND	ug/L	4000	20		07/02/26 19:08	64-17-5	
Ethylbenzene	**883**	ug/L	100	20		07/02/26 19:08	100-41-4	
Ethyl-tert-butyl ether	ND	ug/L	200	20		07/02/26 19:08	637-92-3	
Methyl-tert-butyl ether	ND	ug/L	100	20		07/02/26 19:08	1634-04-4	
Naphthalene	**338**	ug/L	100	20		07/02/26 19:08	91-20-3	
Toluene	**3150**	ug/L	100	20		07/02/26 19:08	108-88-3	
Xylene (Total)	**4650**	ug/L	100	20		07/02/26 19:08	1330-20-7	
m&p-Xylene	**3490**	ug/L	200	20		07/02/26 19:08	179601-23-1	
o-Xylene	**1160**	ug/L	100	20		07/02/26 19:08	95-47-6	
Surrogates								
4-Bromofluorobenzene (S)	97	%	70-130	20		07/02/26 19:08	460-00-4	
1,2-Dichloroethane-d4 (S)	102	%	70-130	20		07/02/26 19:08	17060-07-0	
Toluene-d8 (S)	100	%	70-130	20		07/02/26 19:08	2037-26-5	

This report shall not be reproduced, except in full,
without the written consent of Pace Analytical Services, LLC.

Pace Analytical Services, LLC
9800 Kincey Ave. Suite 100
Huntersville, NC 28078
(704)875-9092

ANALYTICAL RESULTS

Project: UST Unkown 14329 #14324
Pace Project No.: 92868485

Sample: DW-1 **Lab ID: 92868485048** Collected: 06/29/26 13:32 Received: 07/01/26 13:44 Matrix: Water

Parameters	Results	Units	Report Limit	DF	Prepared	Analyzed	CAS No.	Qual
8011 GCS EDB and DBCP	Analytical Method: EPA 8011 Preparation Method: EPA 8011 Pace Analytical Services - Charlotte							
1,2-Dibromoethane (EDB)	**5.0**	ug/L	0.21	10	07/02/26 19:08	07/07/26 13:16	106-93-4	
Surrogates								
1-Chloro-2-bromopropane (S)	0	%	60-140	10	07/02/26 19:08	07/07/26 13:16	301-79-56	S4
8260 MSV	Analytical Method: EPA 8260D Pace Analytical Services - Charlotte							
tert-Amyl Alcohol	**805J**	ug/L	1000	10		07/07/26 14:55	75-85-4	
tert-Amylmethyl ether	ND	ug/L	100	10		07/07/26 14:55	994-05-8	
Benzene	**1080**	ug/L	50.0	10		07/07/26 14:55	71-43-2	
3,3-Dimethyl-1-Butanol	ND	ug/L	1000	10		07/07/26 14:55	624-95-3	
tert-Butyl Alcohol	ND	ug/L	1000	10		07/07/26 14:55	75-65-0	
tert-Butyl Formate	ND	ug/L	500	10		07/07/26 14:55	762-75-4	
1,2-Dichloroethane	ND	ug/L	50.0	10		07/07/26 14:55	107-06-2	
Diisopropyl ether	ND	ug/L	50.0	10		07/07/26 14:55	108-20-3	
Ethanol	ND	ug/L	2000	10		07/07/26 14:55	64-17-5	
Ethylbenzene	ND	ug/L	50.0	10		07/07/26 14:55	100-41-4	
Ethyl-tert-butyl ether	ND	ug/L	100	10		07/07/26 14:55	637-92-3	
Methyl-tert-butyl ether	ND	ug/L	50.0	10		07/07/26 14:55	1634-04-4	
Naphthalene	ND	ug/L	50.0	10		07/07/26 14:55	91-20-3	
Toluene	**43.4J**	ug/L	50.0	10		07/07/26 14:55	108-88-3	
Xylene (Total)	**449**	ug/L	50.0	10		07/07/26 14:55	1330-20-7	
m&p-Xylene	**329**	ug/L	100	10		07/07/26 14:55	179601-23-1	
o-Xylene	**120**	ug/L	50.0	10		07/07/26 14:55	95-47-6	
Surrogates								
4-Bromofluorobenzene (S)	100	%	70-130	10		07/07/26 14:55	460-00-4	
1,2-Dichloroethane-d4 (S)	97	%	70-130	10		07/07/26 14:55	17060-07-0	
Toluene-d8 (S)	97	%	70-130	10		07/07/26 14:55	2037-26-5	

REPORT OF LABORATORY ANALYSIS

This report shall not be reproduced, except in full,
without the written consent of Pace Analytical Services, LLC.

Pace Analytical Services, LLC
9800 Kincey Ave. Suite 100
Huntersville, NC 28078
(704)875-9092

QUALITY CONTROL DATA

Project: UST Unkown 14329 #14324
Pace Project No.: 92868485

QC Batch: 1020429
QC Batch Method: EPA 8260D
Analysis Method: EPA 8260D
Analysis Description: 8260 MSV Low Level SC
Laboratory: Pace Analytical Services - Charlotte
Associated Lab Samples: 92868485014, 92868485015, 92868485016, 92868485017

METHOD BLANK: 5246050 Matrix: Water
Associated Lab Samples: 92868485014, 92868485015, 92868485016, 92868485017

Parameter	Units	Blank Result	Reporting Limit	Analyzed	Qualifiers
1,2-Dichloroethane	ug/L	ND	1.0	07/02/26 07:35	
3,3-Dimethyl-1-Butanol	ug/L	ND	100	07/02/26 07:35	
Benzene	ug/L	ND	1.0	07/02/26 07:35	
Diisopropyl ether	ug/L	ND	1.0	07/02/26 07:35	
Ethanol	ug/L	ND	200	07/02/26 07:35	
Ethyl-tert-butyl ether	ug/L	ND	10.0	07/02/26 07:35	
Ethylbenzene	ug/L	ND	1.0	07/02/26 07:35	
m&p-Xylene	ug/L	ND	2.0	07/02/26 07:35	
Methyl-tert-butyl ether	ug/L	ND	1.0	07/02/26 07:35	
Naphthalene	ug/L	ND	1.0	07/02/26 07:35	
o-Xylene	ug/L	ND	1.0	07/02/26 07:35	
tert-Amyl Alcohol	ug/L	ND	100	07/02/26 07:35	
tert-Amylmethyl ether	ug/L	ND	10.0	07/02/26 07:35	
tert-Butyl Alcohol	ug/L	ND	100	07/02/26 07:35	
tert-Butyl Formate	ug/L	ND	50.0	07/02/26 07:35	
Toluene	ug/L	ND	1.0	07/02/26 07:35	
Xylene (Total)	ug/L	ND	1.0	07/02/26 07:35	
1,2-Dichloroethane-d4 (S)	%	99	70-130	07/02/26 07:35	
4-Bromofluorobenzene (S)	%	97	70-130	07/02/26 07:35	
Toluene-d8 (S)	%	100	70-130	07/02/26 07:35	

LABORATORY CONTROL SAMPLE: 5246051

Parameter	Units	Spike Conc.	LCS Result	LCS % Rec	% Rec Limits	Qualifiers
1,2-Dichloroethane	ug/L	20	20.0	100	70-130	
3,3-Dimethyl-1-Butanol	ug/L	400	386	96	70-130	
Benzene	ug/L	20	21.2	106	70-130	
Diisopropyl ether	ug/L	20	20.1	101	70-130	
Ethanol	ug/L	800	761	95	70-130	
Ethyl-tert-butyl ether	ug/L	40	40.7	102	70-130	
Ethylbenzene	ug/L	20	21.3	106	70-130	
m&p-Xylene	ug/L	40	43.1	108	70-130	
Methyl-tert-butyl ether	ug/L	20	19.5	97	70-130	
Naphthalene	ug/L	20	19.2	96	70-130	
o-Xylene	ug/L	20	21.1	106	70-130	
tert-Amyl Alcohol	ug/L	400	383	96	70-130	
tert-Amylmethyl ether	ug/L	40	40.8	102	70-130	
tert-Butyl Alcohol	ug/L	200	173	86	70-130	
tert-Butyl Formate	ug/L	160	158	99	70-130	

Results presented on this page are in the units indicated by the "Units" column except where an alternate unit is presented to the right of the result.

REPORT OF LABORATORY ANALYSIS

This report shall not be reproduced, except in full,
without the written consent of Pace Analytical Services, LLC.

Pace Analytical Services, LLC
9800 Kincey Ave. Suite 100
Huntersville, NC 28078
(704)875-9092

QUALITY CONTROL DATA

Project: UST Unkown 14329 #14324
Pace Project No.: 92868485

LABORATORY CONTROL SAMPLE: 5246051

Parameter	Units	Spike Conc.	LCS Result	LCS % Rec	% Rec Limits	Qualifiers
Toluene	ug/L	20	20.7	103	70-130	
Xylene (Total)	ug/L	60	64.2	107	70-130	
1,2-Dichloroethane-d4 (S)	%			98	70-130	
4-Bromofluorobenzene (S)	%			101	70-130	
Toluene-d8 (S)	%			99	70-130	

MATRIX SPIKE & MATRIX SPIKE DUPLICATE: 5246052 5246053

Parameter	Units	92868485014 Result	MS Spike Conc.	MSD Spike Conc.	MS Result	MSD Result	MS % Rec	MSD % Rec	% Rec Limits	RPD	Qual
1,2-Dichloroethane	ug/L	ND	20	20	25.4	22.7	127	114	70-137	11	
3,3-Dimethyl-1-Butanol	ug/L	ND	400	400	474	444	119	111	39-157	6	
Benzene	ug/L	ND	20	20	27.2	25.2	136	126	70-151	8	
Diisopropyl ether	ug/L	ND	20	20	25.7	23.2	128	116	63-144	10	
Ethanol	ug/L	ND	800	800	1010	939	126	117	39-176	7	
Ethyl-tert-butyl ether	ug/L	ND	40	40	52.2	46.9	131	117	66-137	11	
Ethylbenzene	ug/L	ND	20	20	26.4	24.2	132	121	66-153	9	
m&p-Xylene	ug/L	ND	40	40	53.4	48.4	133	121	69-152	10	
Methyl-tert-butyl ether	ug/L	ND	20	20	25.3	22.5	126	112	54-156	12	
Naphthalene	ug/L	ND	20	20	23.6	22.6	118	113	61-148	4	
o-Xylene	ug/L	ND	20	20	26.6	24.2	133	121	70-148	10	
tert-Amyl Alcohol	ug/L	ND	400	400	528	491	132	123	54-153	7	
tert-Amylmethyl ether	ug/L	ND	40	40	53.2	48.3	133	121	69-139	10	
tert-Butyl Alcohol	ug/L	ND	200	200	325	303	163	152	43-188	7	
tert-Butyl Formate	ug/L	ND	160	160	ND	ND	9	4	10-170		P5
Toluene	ug/L	ND	20	20	26.7	24.6	132	121	59-148	8	
Xylene (Total)	ug/L	ND	60	60	80.0	72.6	133	121	63-158	10	
1,2-Dichloroethane-d4 (S)	%						101	99	70-130		
4-Bromofluorobenzene (S)	%						102	101	70-130		
Toluene-d8 (S)	%						99	99	70-130		

Results presented on this page are in the units indicated by the "Units" column except where an alternate unit is presented to the right of the result.

REPORT OF LABORATORY ANALYSIS

This report shall not be reproduced, except in full,
without the written consent of Pace Analytical Services, LLC.

Pace Analytical Services, LLC
9800 Kincey Ave. Suite 100
Huntersville, NC 28078
(704)875-9092

QUALITY CONTROL DATA

Project: UST Unkown 14329 #14324
Pace Project No.: 92868485

QC Batch: 1020504
QC Batch Method: EPA 8260D
Analysis Method: EPA 8260D
Analysis Description: 8260 MSV SC
Laboratory: Pace Analytical Services - Charlotte
Associated Lab Samples: 92868485022, 92868485023, 92868485024, 92868485025, 92868485027, 92868485028, 92868485029, 92868485031, 92868485032, 92868485034, 92868485035, 92868485036, 92868485037, 92868485038, 92868485039, 92868485040, 92868485041

METHOD BLANK: 5246237
Matrix: Water
Associated Lab Samples: 92868485022, 92868485023, 92868485024, 92868485025, 92868485027, 92868485028, 92868485029, 92868485031, 92868485032, 92868485034, 92868485035, 92868485036, 92868485037, 92868485038, 92868485039, 92868485040, 92868485041

Parameter	Units	Blank Result	Reporting Limit	Analyzed	Qualifiers
1,2-Dichloroethane	ug/L	ND	5.0	07/02/26 13:12	
3,3-Dimethyl-1-Butanol	ug/L	ND	100	07/02/26 13:12	
Benzene	ug/L	ND	5.0	07/02/26 13:12	
Diisopropyl ether	ug/L	ND	5.0	07/02/26 13:12	
Ethanol	ug/L	ND	200	07/02/26 13:12	
Ethyl-tert-butyl ether	ug/L	ND	10.0	07/02/26 13:12	
Ethylbenzene	ug/L	ND	5.0	07/02/26 13:12	
m&p-Xylene	ug/L	ND	10.0	07/02/26 13:12	
Methyl-tert-butyl ether	ug/L	ND	5.0	07/02/26 13:12	
Naphthalene	ug/L	ND	5.0	07/02/26 13:12	
o-Xylene	ug/L	ND	5.0	07/02/26 13:12	
tert-Amyl Alcohol	ug/L	ND	100	07/02/26 13:12	
tert-Amylmethyl ether	ug/L	ND	10.0	07/02/26 13:12	
tert-Butyl Alcohol	ug/L	ND	100	07/02/26 13:12	
tert-Butyl Formate	ug/L	ND	50.0	07/02/26 13:12	
Toluene	ug/L	ND	5.0	07/02/26 13:12	
Xylene (Total)	ug/L	ND	5.0	07/02/26 13:12	
1,2-Dichloroethane-d4 (S)	%	94	70-130	07/02/26 13:12	
4-Bromofluorobenzene (S)	%	101	70-130	07/02/26 13:12	
Toluene-d8 (S)	%	99	70-130	07/02/26 13:12	

LABORATORY CONTROL SAMPLE: 5246238

Parameter	Units	Spike Conc.	LCS Result	LCS % Rec	% Rec Limits	Qualifiers
1,2-Dichloroethane	ug/L	20	21.8	109	70-130	
3,3-Dimethyl-1-Butanol	ug/L	400	477	119	70-130	
Benzene	ug/L	20	23.6	118	70-130	
Diisopropyl ether	ug/L	20	18.5	92	70-130	
Ethanol	ug/L	800	790	99	70-130	
Ethyl-tert-butyl ether	ug/L	40	39.3	98	70-130	
Ethylbenzene	ug/L	20	22.7	114	70-130	
m&p-Xylene	ug/L	40	45.7	114	70-130	
Methyl-tert-butyl ether	ug/L	20	21.4	107	70-130	
Naphthalene	ug/L	20	18.7	94	70-130	
o-Xylene	ug/L	20	23.1	116	70-130	

Results presented on this page are in the units indicated by the "Units" column except where an alternate unit is presented to the right of the result.

REPORT OF LABORATORY ANALYSIS

This report shall not be reproduced, except in full,
without the written consent of Pace Analytical Services, LLC.

Pace Analytical Services, LLC
9800 Kincey Ave. Suite 100
Huntersville, NC 28078
(704)875-9092

QUALITY CONTROL DATA

Project: UST Unkown 14329 #14324
Pace Project No.: 92868485

LABORATORY CONTROL SAMPLE: 5246238

Parameter	Units	Spike Conc.	LCS Result	LCS % Rec	% Rec Limits	Qualifiers
tert-Amyl Alcohol	ug/L	400	440	110	70-130	
tert-Amylmethyl ether	ug/L	40	44.9	112	70-130	
tert-Butyl Alcohol	ug/L	200	185	92	70-130	
tert-Butyl Formate	ug/L	160	172	107	70-130	
Toluene	ug/L	20	22.3	112	70-130	
Xylene (Total)	ug/L	60	68.8	115	70-130	
1,2-Dichloroethane-d4 (S)	%			96	70-130	
4-Bromofluorobenzene (S)	%			100	70-130	
Toluene-d8 (S)	%			98	70-130	

MATRIX SPIKE & MATRIX SPIKE DUPLICATE: 5246239 5246240

Parameter	Units	92868485038 Result	MS Spike Conc.	MSD Spike Conc.	MS Result	MSD Result	MS % Rec	MSD % Rec	% Rec Limits	RPD	Qual
1,2-Dichloroethane	ug/L	ND	20	20	20.6	20.4	103	102	70-137	1	
3,3-Dimethyl-1-Butanol	ug/L	ND	400	400	342	365	85	91	39-157	7	
Benzene	ug/L	ND	20	20	21.7	22.0	109	110	70-151	1	
Diisopropyl ether	ug/L	ND	20	20	19.2	19.4	96	97	63-144	1	
Ethanol	ug/L	ND	800	800	755	763	94	95	39-176	1	
Ethyl-tert-butyl ether	ug/L	ND	40	40	39.2	38.9	98	97	66-137	1	
Ethylbenzene	ug/L	ND	20	20	22.0	22.2	110	111	66-153	1	
m&p-Xylene	ug/L	ND	40	40	43.6	44.2	109	111	69-152	1	
Methyl-tert-butyl ether	ug/L	ND	20	20	19.1	19.2	96	96	54-156	0	
Naphthalene	ug/L	ND	20	20	18.4	19.1	92	96	61-148	4	
o-Xylene	ug/L	ND	20	20	22.5	22.2	112	111	70-148	1	
tert-Amyl Alcohol	ug/L	ND	400	400	382	403	96	101	54-153	5	
tert-Amylmethyl ether	ug/L	ND	40	40	41.0	40.9	103	102	69-139	0	
tert-Butyl Alcohol	ug/L	ND	200	200	228	241	114	121	43-188	6	
tert-Butyl Formate	ug/L	ND	160	160	ND	ND	0	0	10-170		P5
Toluene	ug/L	ND	20	20	21.5	22.0	108	110	59-148	2	
Xylene (Total)	ug/L	ND	60	60	66.1	66.4	110	111	63-158	0	
1,2-Dichloroethane-d4 (S)	%						95	93	70-130		
4-Bromofluorobenzene (S)	%						99	98	70-130		
Toluene-d8 (S)	%						99	98	70-130		

Results presented on this page are in the units indicated by the "Units" column except where an alternate unit is presented to the right of the result.

REPORT OF LABORATORY ANALYSIS

This report shall not be reproduced, except in full,
without the written consent of Pace Analytical Services, LLC.

Pace Analytical Services, LLC
9800 Kincey Ave. Suite 100
Huntersville, NC 28078
(704)875-9092

QUALITY CONTROL DATA

Project: UST Unkown 14329 #14324
Pace Project No.: 92868485

QC Batch: 1020506
QC Batch Method: EPA 8260D
Analysis Method: EPA 8260D
Analysis Description: 8260 MSV SC
Laboratory: Pace Analytical Services - Charlotte
Associated Lab Samples: 92868485043, 92868485044, 92868485045, 92868485046, 92868485047

METHOD BLANK: 5246243 Matrix: Water
Associated Lab Samples: 92868485043, 92868485044, 92868485045, 92868485046, 92868485047

Parameter	Units	Blank Result	Reporting Limit	Analyzed	Qualifiers
1,2-Dichloroethane	ug/L	ND	5.0	07/02/26 12:29	
3,3-Dimethyl-1-Butanol	ug/L	ND	100	07/02/26 12:29	
Benzene	ug/L	ND	5.0	07/02/26 12:29	
Diisopropyl ether	ug/L	ND	5.0	07/02/26 12:29	
Ethanol	ug/L	ND	200	07/02/26 12:29	
Ethyl-tert-butyl ether	ug/L	ND	10.0	07/02/26 12:29	
Ethylbenzene	ug/L	ND	5.0	07/02/26 12:29	
m&p-Xylene	ug/L	ND	10.0	07/02/26 12:29	
Methyl-tert-butyl ether	ug/L	ND	5.0	07/02/26 12:29	
Naphthalene	ug/L	ND	5.0	07/02/26 12:29	
o-Xylene	ug/L	ND	5.0	07/02/26 12:29	
tert-Amyl Alcohol	ug/L	ND	100	07/02/26 12:29	
tert-Amylmethyl ether	ug/L	ND	10.0	07/02/26 12:29	
tert-Butyl Alcohol	ug/L	ND	100	07/02/26 12:29	
tert-Butyl Formate	ug/L	ND	50.0	07/02/26 12:29	
Toluene	ug/L	ND	5.0	07/02/26 12:29	
Xylene (Total)	ug/L	ND	5.0	07/02/26 12:29	
1,2-Dichloroethane-d4 (S)	%	101	70-130	07/02/26 12:29	
4-Bromofluorobenzene (S)	%	99	70-130	07/02/26 12:29	
Toluene-d8 (S)	%	103	70-130	07/02/26 12:29	

LABORATORY CONTROL SAMPLE: 5246244

Parameter	Units	Spike Conc.	LCS Result	LCS % Rec	% Rec Limits	Qualifiers
1,2-Dichloroethane	ug/L	20	18.5	93	70-130	
3,3-Dimethyl-1-Butanol	ug/L	400	357	89	70-130	
Benzene	ug/L	20	19.0	95	70-130	
Diisopropyl ether	ug/L	20	18.6	93	70-130	
Ethanol	ug/L	800	743	93	70-130	
Ethyl-tert-butyl ether	ug/L	40	37.2	93	70-130	
Ethylbenzene	ug/L	20	18.4	92	70-130	
m&p-Xylene	ug/L	40	37.5	94	70-130	
Methyl-tert-butyl ether	ug/L	20	18.3	92	70-130	
Naphthalene	ug/L	20	17.2	86	70-130	
o-Xylene	ug/L	20	18.7	93	70-130	
tert-Amyl Alcohol	ug/L	400	333	83	70-130	
tert-Amylmethyl ether	ug/L	40	36.1	90	70-130	
tert-Butyl Alcohol	ug/L	200	160	80	70-130	
tert-Butyl Formate	ug/L	160	151	95	70-130	

Results presented on this page are in the units indicated by the "Units" column except where an alternate unit is presented to the right of the result.

REPORT OF LABORATORY ANALYSIS

This report shall not be reproduced, except in full,
without the written consent of Pace Analytical Services, LLC.

Pace Analytical Services, LLC
9800 Kincey Ave. Suite 100
Huntersville, NC 28078
(704)875-9092

QUALITY CONTROL DATA

Project: UST Unkown 14329 #14324
Pace Project No.: 92868485

LABORATORY CONTROL SAMPLE: 5246244

Parameter	Units	Spike Conc.	LCS Result	LCS % Rec	% Rec Limits	Qualifiers
Toluene	ug/L	20	18.2	91	70-130	
Xylene (Total)	ug/L	60	56.2	94	70-130	
1,2-Dichloroethane-d4 (S)	%			103	70-130	
4-Bromofluorobenzene (S)	%			99	70-130	
Toluene-d8 (S)	%			100	70-130	

MATRIX SPIKE & MATRIX SPIKE DUPLICATE: 5246245 5246246

Parameter	Units	92868485045 Result	MS Spike Conc.	MSD Spike Conc.	MS Result	MSD Result	MS % Rec	MSD % Rec	% Rec Limits	RPD	Qual
1,2-Dichloroethane	ug/L	ND	20	20	21.4	20.8	105	102	70-137	3	
3,3-Dimethyl-1-Butanol	ug/L	ND	400	400	348	366	87	92	39-157	5	
Benzene	ug/L	ND	20	20	22.2	22.1	111	110	70-151	1	
Diisopropyl ether	ug/L	ND	20	20	20.4	20.3	99	98	63-144	1	
Ethanol	ug/L	ND	800	800	737	735	92	92	39-176	0	
Ethyl-tert-butyl ether	ug/L	ND	40	40	39.8	38.6	99	96	66-137	3	
Ethylbenzene	ug/L	ND	20	20	22.4	22.0	112	110	66-153	2	
m&p-Xylene	ug/L	ND	40	40	44.6	43.7	111	109	69-152	2	
Methyl-tert-butyl ether	ug/L	ND	20	20	19.6	19.3	98	97	54-156	2	
Naphthalene	ug/L	ND	20	20	19.4	19.1	97	96	61-148	1	
o-Xylene	ug/L	ND	20	20	23.2	22.9	112	111	70-148	1	
tert-Amyl Alcohol	ug/L	ND	400	400	399	391	100	98	54-153	2	
tert-Amylmethyl ether	ug/L	ND	40	40	42.4	41.0	106	103	69-139	3	
tert-Butyl Alcohol	ug/L	ND	200	200	239	238	119	119	43-188	0	
tert-Butyl Formate	ug/L	ND	160	160	ND	ND	0	0	10-170		P5
Toluene	ug/L	ND	20	20	22.1	22.0	111	110	59-148	1	
Xylene (Total)	ug/L	ND	60	60	67.8	66.6	113	111	63-158	2	
1,2-Dichloroethane-d4 (S)	%						96	95	70-130		
4-Bromofluorobenzene (S)	%						98	97	70-130		
Toluene-d8 (S)	%						99	98	70-130		

Results presented on this page are in the units indicated by the "Units" column except where an alternate unit is presented to the right of the result.

REPORT OF LABORATORY ANALYSIS

This report shall not be reproduced, except in full,
without the written consent of Pace Analytical Services, LLC.

Pace Analytical Services, LLC
9800 Kincey Ave. Suite 100
Huntersville, NC 28078
(704)875-9092

QUALITY CONTROL DATA

Project: UST Unkown 14329 #14324
Pace Project No.: 92868485

QC Batch: 1020507
QC Batch Method: EPA 8260D
Analysis Method: EPA 8260D
Analysis Description: 8260 MSV SC
Laboratory: Pace Analytical Services - Charlotte
Associated Lab Samples: 92868485001, 92868485002, 92868485003, 92868485004, 92868485005, 92868485007, 92868485008, 92868485010, 92868485011, 92868485012, 92868485013, 92868485021

METHOD BLANK: 5246257 Matrix: Water
Associated Lab Samples: 92868485001, 92868485002, 92868485003, 92868485004, 92868485005, 92868485007, 92868485008, 92868485010, 92868485011, 92868485012, 92868485013, 92868485021

Parameter	Units	Blank Result	Reporting Limit	Analyzed	Qualifiers
1,2-Dichloroethane	ug/L	ND	5.0	07/02/26 12:23	
3,3-Dimethyl-1-Butanol	ug/L	ND	100	07/02/26 12:23	
Benzene	ug/L	ND	5.0	07/02/26 12:23	
Diisopropyl ether	ug/L	ND	5.0	07/02/26 12:23	
Ethanol	ug/L	ND	200	07/02/26 12:23	
Ethyl-tert-butyl ether	ug/L	ND	10.0	07/02/26 12:23	
Ethylbenzene	ug/L	ND	5.0	07/02/26 12:23	
m&p-Xylene	ug/L	ND	10.0	07/02/26 12:23	
Methyl-tert-butyl ether	ug/L	ND	5.0	07/02/26 12:23	
Naphthalene	ug/L	ND	5.0	07/02/26 12:23	
o-Xylene	ug/L	ND	5.0	07/02/26 12:23	
tert-Amyl Alcohol	ug/L	ND	100	07/02/26 12:23	
tert-Amylmethyl ether	ug/L	ND	10.0	07/02/26 12:23	
tert-Butyl Alcohol	ug/L	ND	100	07/02/26 12:23	
tert-Butyl Formate	ug/L	ND	50.0	07/02/26 12:23	
Toluene	ug/L	ND	5.0	07/02/26 12:23	
Xylene (Total)	ug/L	ND	5.0	07/02/26 12:23	
1,2-Dichloroethane-d4 (S)	%	95	70-130	07/02/26 12:23	
4-Bromofluorobenzene (S)	%	93	70-130	07/02/26 12:23	
Toluene-d8 (S)	%	96	70-130	07/02/26 12:23	

LABORATORY CONTROL SAMPLE: 5246258

Parameter	Units	Spike Conc.	LCS Result	LCS % Rec	% Rec Limits	Qualifiers
1,2-Dichloroethane	ug/L	20	18.8	94	70-130	
3,3-Dimethyl-1-Butanol	ug/L	400	370	93	70-130	
Benzene	ug/L	20	19.7	99	70-130	
Diisopropyl ether	ug/L	20	17.4	87	70-130	
Ethanol	ug/L	800	791	99	70-130	
Ethyl-tert-butyl ether	ug/L	40	38.1	95	70-130	
Ethylbenzene	ug/L	20	20.9	105	70-130	
m&p-Xylene	ug/L	40	41.7	104	70-130	
Methyl-tert-butyl ether	ug/L	20	18.8	94	70-130	
Naphthalene	ug/L	20	19.6	98	70-130	
o-Xylene	ug/L	20	21.0	105	70-130	
tert-Amyl Alcohol	ug/L	400	361	90	70-130	
tert-Amylmethyl ether	ug/L	40	39.9	100	70-130	

Results presented on this page are in the units indicated by the "Units" column except where an alternate unit is presented to the right of the result.

REPORT OF LABORATORY ANALYSIS

This report shall not be reproduced, except in full,
without the written consent of Pace Analytical Services, LLC.

Pace Analytical Services, LLC
9800 Kincey Ave. Suite 100
Huntersville, NC 28078
(704)875-9092

QUALITY CONTROL DATA

Project: UST Unkown 14329 #14324
Pace Project No.: 92868485

LABORATORY CONTROL SAMPLE: 5246258

Parameter	Units	Spike Conc.	LCS Result	LCS % Rec	% Rec Limits	Qualifiers
tert-Butyl Alcohol	ug/L	200	174	87	70-130	
tert-Butyl Formate	ug/L	160	157	98	70-130	
Toluene	ug/L	20	19.5	97	70-130	
Xylene (Total)	ug/L	60	62.7	105	70-130	
1,2-Dichloroethane-d4 (S)	%			93	70-130	
4-Bromofluorobenzene (S)	%			97	70-130	
Toluene-d8 (S)	%			97	70-130	

MATRIX SPIKE & MATRIX SPIKE DUPLICATE: 5246259 5246260

Parameter	Units	92868485004 Result	MS Spike Conc.	MSD Spike Conc.	MS Result	MSD Result	MS % Rec	MSD % Rec	% Rec Limits	RPD	Qual
1,2-Dichloroethane	ug/L	ND	20	20	21.7	21.9	109	110	70-137	1	
3,3-Dimethyl-1-Butanol	ug/L	ND	400	400	413	427	103	107	39-157	3	
Benzene	ug/L	106	20	20	133	133	135	137	70-151	0	
Diisopropyl ether	ug/L	ND	20	20	21.0	20.9	103	103	63-144	0	
Ethanol	ug/L	ND	800	800	879	881	110	110	39-176	0	
Ethyl-tert-butyl ether	ug/L	ND	40	40	41.0	41.6	102	104	66-137	2	
Ethylbenzene	ug/L	18.8	20	20	41.4	41.9	113	116	66-153	1	
m&p-Xylene	ug/L	ND	40	40	45.1	46.1	110	113	69-152	2	
Methyl-tert-butyl ether	ug/L	ND	20	20	20.0	20.4	100	102	54-156	2	
Naphthalene	ug/L	5.1	20	20	24.5	25.8	97	104	61-148	5	
o-Xylene	ug/L	ND	20	20	23.0	23.5	113	115	70-148	2	
tert-Amyl Alcohol	ug/L	ND	400	400	469	490	114	119	54-153	4	
tert-Amylmethyl ether	ug/L	ND	40	40	42.6	43.6	107	109	69-139	2	
tert-Butyl Alcohol	ug/L	ND	200	200	279	282	140	141	43-188	1	
tert-Butyl Formate	ug/L	ND	160	160	ND	ND	0	0	10-170		P5
Toluene	ug/L	ND	20	20	23.4	24.3	111	115	59-148	4	
Xylene (Total)	ug/L	ND	60	60	68.1	69.6	113	116	63-158	2	
1,2-Dichloroethane-d4 (S)	%						96	92	70-130		
4-Bromofluorobenzene (S)	%						98	99	70-130		
Toluene-d8 (S)	%						99	100	70-130		

Results presented on this page are in the units indicated by the "Units" column except where an alternate unit is presented to the right of the result.

REPORT OF LABORATORY ANALYSIS

This report shall not be reproduced, except in full,
without the written consent of Pace Analytical Services, LLC.

Pace Analytical Services, LLC
9800 Kincey Ave. Suite 100
Huntersville, NC 28078
(704)875-9092

QUALITY CONTROL DATA

Project: UST Unkown 14329 #14324
Pace Project No.: 92868485

QC Batch: 1020942
QC Batch Method: EPA 8260D
Analysis Method: EPA 8260D
Analysis Description: 8260 MSV SC
Laboratory: Pace Analytical Services - Charlotte
Associated Lab Samples: 92868485006, 92868485009, 92868485018, 92868485019, 92868485026, 92868485033, 92868485042, 92868485048

METHOD BLANK: 5248195 Matrix: Water
Associated Lab Samples: 92868485006, 92868485009, 92868485018, 92868485019, 92868485026, 92868485033, 92868485042, 92868485048

Parameter	Units	Blank Result	Reporting Limit	Analyzed	Qualifiers
1,2-Dichloroethane	ug/L	ND	5.0	07/07/26 10:56	
3,3-Dimethyl-1-Butanol	ug/L	ND	100	07/07/26 10:56	
Benzene	ug/L	ND	5.0	07/07/26 10:56	
Diisopropyl ether	ug/L	ND	5.0	07/07/26 10:56	
Ethanol	ug/L	ND	200	07/07/26 10:56	
Ethyl-tert-butyl ether	ug/L	ND	10.0	07/07/26 10:56	
Ethylbenzene	ug/L	ND	5.0	07/07/26 10:56	
m&p-Xylene	ug/L	ND	10.0	07/07/26 10:56	
Methyl-tert-butyl ether	ug/L	ND	5.0	07/07/26 10:56	
Naphthalene	ug/L	ND	5.0	07/07/26 10:56	
o-Xylene	ug/L	ND	5.0	07/07/26 10:56	
tert-Amyl Alcohol	ug/L	ND	100	07/07/26 10:56	
tert-Amylmethyl ether	ug/L	ND	10.0	07/07/26 10:56	
tert-Butyl Alcohol	ug/L	ND	100	07/07/26 10:56	
tert-Butyl Formate	ug/L	ND	50.0	07/07/26 10:56	
Toluene	ug/L	ND	5.0	07/07/26 10:56	
Xylene (Total)	ug/L	ND	5.0	07/07/26 10:56	
1,2-Dichloroethane-d4 (S)	%	99	70-130	07/07/26 10:56	
4-Bromofluorobenzene (S)	%	99	70-130	07/07/26 10:56	
Toluene-d8 (S)	%	100	70-130	07/07/26 10:56	

LABORATORY CONTROL SAMPLE: 5248196

Parameter	Units	Spike Conc.	LCS Result	LCS % Rec	% Rec Limits	Qualifiers
1,2-Dichloroethane	ug/L	20	20.2	101	70-130	
3,3-Dimethyl-1-Butanol	ug/L	400	354	89	70-130	
Benzene	ug/L	20	21.1	105	70-130	
Diisopropyl ether	ug/L	20	20.6	103	70-130	
Ethanol	ug/L	800	794	99	70-130	
Ethyl-tert-butyl ether	ug/L	40	40.8	102	70-130	
Ethylbenzene	ug/L	20	20.9	105	70-130	
m&p-Xylene	ug/L	40	41.7	104	70-130	
Methyl-tert-butyl ether	ug/L	20	19.6	98	70-130	
Naphthalene	ug/L	20	18.1	90	70-130	
o-Xylene	ug/L	20	20.7	104	70-130	
tert-Amyl Alcohol	ug/L	400	386	97	70-130	
tert-Amylmethyl ether	ug/L	40	41.4	104	70-130	

Results presented on this page are in the units indicated by the "Units" column except where an alternate unit is presented to the right of the result.

REPORT OF LABORATORY ANALYSIS

This report shall not be reproduced, except in full,
without the written consent of Pace Analytical Services, LLC.

Pace Analytical Services, LLC
9800 Kincey Ave. Suite 100
Huntersville, NC 28078
(704)875-9092

QUALITY CONTROL DATA

Project: UST Unkown 14329 #14324
Pace Project No.: 92868485

LABORATORY CONTROL SAMPLE: 5248196

Parameter	Units	Spike Conc.	LCS Result	LCS % Rec	% Rec Limits	Qualifiers
tert-Butyl Alcohol	ug/L	200	168	84	70-130	
tert-Butyl Formate	ug/L	160	157	98	70-130	
Toluene	ug/L	20	20.7	103	70-130	
Xylene (Total)	ug/L	60	62.5	104	70-130	
1,2-Dichloroethane-d4 (S)	%			98	70-130	
4-Bromofluorobenzene (S)	%			101	70-130	
Toluene-d8 (S)	%			99	70-130	

MATRIX SPIKE SAMPLE: 5248197

Parameter	Units	92868485033 Result	Spike Conc.	MS Result	MS % Rec	% Rec Limits	Qualifiers
1,2-Dichloroethane	ug/L	5.0J	20	29.0	120	70-137	
3,3-Dimethyl-1-Butanol	ug/L	ND	400	413	103	39-157	
Benzene	ug/L	80.7	20	105	122	70-151	
Diisopropyl ether	ug/L	6.4	20	31.6	126	63-144	
Ethanol	ug/L	ND	800	939	117	39-176	
Ethyl-tert-butyl ether	ug/L	ND	40	48.7	122	66-137	
Ethylbenzene	ug/L	ND	20	25.3	126	66-153	
m&p-Xylene	ug/L	ND	40	52.4	128	69-152	
Methyl-tert-butyl ether	ug/L	ND	20	23.3	116	54-156	
Naphthalene	ug/L	ND	20	20.9	98	61-148	
o-Xylene	ug/L	15.6	20	40.7	125	70-148	
tert-Amyl Alcohol	ug/L	124	400	554	107	54-153	
tert-Amylmethyl ether	ug/L	ND	40	47.5	119	69-139	
tert-Butyl Alcohol	ug/L	ND	200	272	131	43-188	
tert-Butyl Formate	ug/L	ND	160	61.0	38	10-170	
Toluene	ug/L	ND	20	25.0	125	59-148	
Xylene (Total)	ug/L	15.6	60	93.0	129	63-158	
1,2-Dichloroethane-d4 (S)	%				99	70-130	
4-Bromofluorobenzene (S)	%				99	70-130	
Toluene-d8 (S)	%				98	70-130	

SAMPLE DUPLICATE: 5248198

Parameter	Units	92868485009 Result	Dup Result	RPD	Qualifiers
1,2-Dichloroethane	ug/L	ND	ND		
3,3-Dimethyl-1-Butanol	ug/L	ND	ND		
Benzene	ug/L	12600	12900	2	
Diisopropyl ether	ug/L	ND	ND		
Ethanol	ug/L	ND	ND		
Ethyl-tert-butyl ether	ug/L	ND	ND		
Ethylbenzene	ug/L	1780	1780	0	
m&p-Xylene	ug/L	6460	6510	1	
Methyl-tert-butyl ether	ug/L	ND	ND		

Results presented on this page are in the units indicated by the "Units" column except where an alternate unit is presented to the right of the result.

REPORT OF LABORATORY ANALYSIS

This report shall not be reproduced, except in full,
without the written consent of Pace Analytical Services, LLC.

Pace Analytical Services, LLC
9800 Kincey Ave. Suite 100
Huntersville, NC 28078
(704)875-9092

QUALITY CONTROL DATA

Project: UST Unkown 14329 #14324
Pace Project No.: 92868485

SAMPLE DUPLICATE: 5248198

Parameter	Units	92868485009 Result	Dup Result	RPD	Qualifiers
Naphthalene	ug/L	576J	549J		
o-Xylene	ug/L	2960	2930	1	
tert-Amyl Alcohol	ug/L	ND	ND		
tert-Amylmethyl ether	ug/L	ND	ND		
tert-Butyl Alcohol	ug/L	ND	ND		
tert-Butyl Formate	ug/L	ND	ND		
Toluene	ug/L	25800	26300	2	
Xylene (Total)	ug/L	9420	9440	0	
1,2-Dichloroethane-d4 (S)	%	97	96		
4-Bromofluorobenzene (S)	%	98	99		
Toluene-d8 (S)	%	99	100		

Results presented on this page are in the units indicated by the "Units" column except where an alternate unit is presented to the right of the result.

REPORT OF LABORATORY ANALYSIS

This report shall not be reproduced, except in full,
without the written consent of Pace Analytical Services, LLC.

Pace Analytical Services, LLC
9800 Kincey Ave. Suite 100
Huntersville, NC 28078
(704)875-9092

QUALITY CONTROL DATA

Project: UST Unkown 14329 #14324
Pace Project No.: 92868485

QC Batch: 1021278
QC Batch Method: EPA 8260D
Analysis Method: EPA 8260D
Analysis Description: 8260 MSV SC
Laboratory: Pace Analytical Services - Charlotte
Associated Lab Samples: 92868485020, 92868485030

METHOD BLANK: 5249721 Matrix: Water
Associated Lab Samples: 92868485020, 92868485030

Parameter	Units	Blank Result	Reporting Limit	Analyzed	Qualifiers
1,2-Dichloroethane	ug/L	ND	5.0	07/08/26 08:19	
3,3-Dimethyl-1-Butanol	ug/L	ND	100	07/08/26 08:19	
Benzene	ug/L	ND	5.0	07/08/26 08:19	
Diisopropyl ether	ug/L	ND	5.0	07/08/26 08:19	
Ethanol	ug/L	ND	200	07/08/26 08:19	
Ethyl-tert-butyl ether	ug/L	ND	10.0	07/08/26 08:19	
Ethylbenzene	ug/L	ND	5.0	07/08/26 08:19	
m&p-Xylene	ug/L	ND	10.0	07/08/26 08:19	
Methyl-tert-butyl ether	ug/L	ND	5.0	07/08/26 08:19	
Naphthalene	ug/L	ND	5.0	07/08/26 08:19	
o-Xylene	ug/L	ND	5.0	07/08/26 08:19	
tert-Amyl Alcohol	ug/L	ND	100	07/08/26 08:19	
tert-Amylmethyl ether	ug/L	ND	10.0	07/08/26 08:19	
tert-Butyl Alcohol	ug/L	ND	100	07/08/26 08:19	
tert-Butyl Formate	ug/L	ND	50.0	07/08/26 08:19	
Toluene	ug/L	ND	5.0	07/08/26 08:19	
Xylene (Total)	ug/L	ND	5.0	07/08/26 08:19	
1,2-Dichloroethane-d4 (S)	%	102	70-130	07/08/26 08:19	
4-Bromofluorobenzene (S)	%	98	70-130	07/08/26 08:19	
Toluene-d8 (S)	%	100	70-130	07/08/26 08:19	

LABORATORY CONTROL SAMPLE: 5249722

Parameter	Units	Spike Conc.	LCS Result	LCS % Rec	% Rec Limits	Qualifiers
1,2-Dichloroethane	ug/L	20	17.3	87	70-130	
3,3-Dimethyl-1-Butanol	ug/L	400	370	92	70-130	
Benzene	ug/L	20	18.7	94	70-130	
Diisopropyl ether	ug/L	20	18.1	90	70-130	
Ethanol	ug/L	800	665	83	70-130	
Ethyl-tert-butyl ether	ug/L	40	36.0	90	70-130	
Ethylbenzene	ug/L	20	19.5	98	70-130	
m&p-Xylene	ug/L	40	39.7	99	70-130	
Methyl-tert-butyl ether	ug/L	20	17.3	87	70-130	
Naphthalene	ug/L	20	18.5	93	70-130	
o-Xylene	ug/L	20	19.6	98	70-130	
tert-Amyl Alcohol	ug/L	400	360	90	70-130	
tert-Amylmethyl ether	ug/L	40	37.6	94	70-130	
tert-Butyl Alcohol	ug/L	200	178	89	70-130	
tert-Butyl Formate	ug/L	160	134	84	70-130	

Results presented on this page are in the units indicated by the "Units" column except where an alternate unit is presented to the right of the result.

REPORT OF LABORATORY ANALYSIS

This report shall not be reproduced, except in full,
without the written consent of Pace Analytical Services, LLC.

Pace Analytical Services, LLC
9800 Kincey Ave. Suite 100
Huntersville, NC 28078
(704)875-9092

QUALITY CONTROL DATA

Project: UST Unkown 14329 #14324
Pace Project No.: 92868485

LABORATORY CONTROL SAMPLE: 5249722

Parameter	Units	Spike Conc.	LCS Result	LCS % Rec	% Rec Limits	Qualifiers
Toluene	ug/L	20	18.9	94	70-130	
Xylene (Total)	ug/L	60	59.3	99	70-130	
1,2-Dichloroethane-d4 (S)	%			91	70-130	
4-Bromofluorobenzene (S)	%			100	70-130	
Toluene-d8 (S)	%			97	70-130	

MATRIX SPIKE & MATRIX SPIKE DUPLICATE: 5249723 5249724

Parameter	Units	92868485020 Result	MS Spike Conc.	MSD Spike Conc.	MS Result	MSD Result	MS % Rec	MSD % Rec	% Rec Limits	RPD	Qual
1,2-Dichloroethane	ug/L	ND	20	20	ND	ND	116	107	70-137		
3,3-Dimethyl-1-Butanol	ug/L	ND	400	400	ND	ND	313	98	39-157		M1
Benzene	ug/L	5250	20	20	4630	4660	-3100	-2960	70-151	1	M1
Diisopropyl ether	ug/L	ND	20	20	ND	ND	65	96	63-144		
Ethanol	ug/L	ND	800	800	ND	ND	0	0	39-176		M1
Ethyl-tert-butyl ether	ug/L	ND	40	40	ND	ND	104	109	66-137		
Ethylbenzene	ug/L	1230	20	20	1100	1130	-628	-479	66-153	3	M1
m&p-Xylene	ug/L	4750	40	40	4380	4490	-924	-647	69-152	2	M1
Methyl-tert-butyl ether	ug/L	ND	20	20	ND	ND	169	168	54-156		M1
Naphthalene	ug/L	327J	20	20	517	425J	947	486	61-148		M1
o-Xylene	ug/L	1850	20	20	1710	1750	-679	-510	70-148	2	M1
tert-Amyl Alcohol	ug/L	ND	400	400	ND	ND	703	460	54-153		M1
tert-Amylmethyl ether	ug/L	ND	40	40	ND	ND	118	131	69-139		
tert-Butyl Alcohol	ug/L	ND	200	200	ND	ND	375	144	43-188		M1
tert-Butyl Formate	ug/L	ND	160	160	ND	ND	68	85	10-170		
Toluene	ug/L	12700	20	20	11200	11500	-7360	-5630	59-148	3	M1
Xylene (Total)	ug/L	6600	60	60	6100	6240	-842	-601	63-158	2	MS
1,2-Dichloroethane-d4 (S)	%						92	95	70-130		
4-Bromofluorobenzene (S)	%						97	97	70-130		
Toluene-d8 (S)	%						97	98	70-130		

Results presented on this page are in the units indicated by the "Units" column except where an alternate unit is presented to the right of the result.

REPORT OF LABORATORY ANALYSIS

This report shall not be reproduced, except in full,
without the written consent of Pace Analytical Services, LLC.

Pace Analytical Services, LLC
9800 Kincey Ave. Suite 100
Huntersville, NC 28078
(704)875-9092

QUALITY CONTROL DATA

Project: UST Unkown 14329 #14324
Pace Project No.: 92868485

QC Batch: 1020421
QC Batch Method: EPA 8011
Analysis Method: EPA 8011
Analysis Description: GCS 8011 EDB DBCP
Laboratory: Pace Analytical Services - Charlotte
Associated Lab Samples: 92868485002, 92868485003, 92868485004, 92868485005, 92868485006, 92868485007, 92868485008, 92868485009, 92868485010, 92868485013, 92868485015, 92868485016, 92868485017, 92868485018, 92868485019, 92868485020, 92868485021

METHOD BLANK: 5246018 Matrix: Water
Associated Lab Samples: 92868485002, 92868485003, 92868485004, 92868485005, 92868485006, 92868485007, 92868485008, 92868485009, 92868485010, 92868485013, 92868485015, 92868485016, 92868485017, 92868485018, 92868485019, 92868485020, 92868485021

Parameter	Units	Blank Result	Reporting Limit	Analyzed	Qualifiers
1,2-Dibromoethane (EDB)	ug/L	ND	0.020	07/06/26 11:56	
1-Chloro-2-bromopropane (S)	%	88	60-140	07/06/26 11:56	

LABORATORY CONTROL SAMPLE & LCSD: 5246019 5246020

Parameter	Units	Spike Conc.	LCS Result	LCSD Result	LCS % Rec	LCSD % Rec	% Rec Limits	RPD	Max RPD	Qualifiers
1,2-Dibromoethane (EDB)	ug/L	0.25	0.24	0.25	96	100	60-140	4	20	
1-Chloro-2-bromopropane (S)	%				98	103	60-140			

MATRIX SPIKE & MATRIX SPIKE DUPLICATE: 5246022 5246023

Parameter	Units	92868485002 Result	MS Spike Conc.	MSD Spike Conc.	MS Result	MSD Result	MS % Rec	MSD % Rec	% Rec Limits	RPD	Qual
1,2-Dibromoethane (EDB)	ug/L	236	0.25	0.25	179	177	-22800	-23500	60-140	1	M1
1-Chloro-2-bromopropane (S)	%						98	97	60-140		

Results presented on this page are in the units indicated by the "Units" column except where an alternate unit is presented to the right of the result.

REPORT OF LABORATORY ANALYSIS

This report shall not be reproduced, except in full,
without the written consent of Pace Analytical Services, LLC.

Pace Analytical Services, LLC
9800 Kincey Ave. Suite 100
Huntersville, NC 28078
(704)875-9092

QUALITY CONTROL DATA

Project: UST Unkown 14329 #14324
Pace Project No.: 92868485

QC Batch: 1020422
QC Batch Method: EPA 8011
Analysis Method: EPA 8011
Analysis Description: GCS 8011 EDB DBCP
Laboratory: Pace Analytical Services - Charlotte
Associated Lab Samples: 92868485023, 92868485024, 92868485025, 92868485026, 92868485027, 92868485028, 92868485029, 92868485030, 92868485031, 92868485032, 92868485033, 92868485034, 92868485035, 92868485036, 92868485037, 92868485038, 92868485039, 92868485040, 92868485041, 92868485042

METHOD BLANK: 5246024 Matrix: Water
Associated Lab Samples: 92868485023, 92868485024, 92868485025, 92868485026, 92868485027, 92868485028, 92868485029, 92868485030, 92868485031, 92868485032, 92868485033, 92868485034, 92868485035, 92868485036, 92868485037, 92868485038, 92868485039, 92868485040, 92868485041, 92868485042

Parameter	Units	Blank Result	Reporting Limit	Analyzed	Qualifiers
1,2-Dibromoethane (EDB)	ug/L	ND	0.020	07/06/26 16:45	
1-Chloro-2-bromopropane (S)	%	88	60-140	07/06/26 16:45	

LABORATORY CONTROL SAMPLE & LCSD: 5246025 5246026

Parameter	Units	Spike Conc.	LCS Result	LCSD Result	LCS % Rec	LCSD % Rec	% Rec Limits	RPD	Max RPD	Qualifiers
1,2-Dibromoethane (EDB)	ug/L	0.25	0.23	0.23	92	92	60-140	0	20	
1-Chloro-2-bromopropane (S)	%				96	92	60-140			

MATRIX SPIKE & MATRIX SPIKE DUPLICATE: 5246028 5246029

Parameter	Units	92868485024 Result	MS Spike Conc.	MSD Spike Conc.	MS Result	MSD Result	MS % Rec	MSD % Rec	% Rec Limits	RPD	Qual
1,2-Dibromoethane (EDB)	ug/L	ND	0.24	0.24	0.22	0.22	89	92	60-140	3	
1-Chloro-2-bromopropane (S)	%						93	95	60-140		

SAMPLE DUPLICATE: 5246027

Parameter	Units	92868485023 Result	Dup Result	RPD	Qualifiers
1,2-Dibromoethane (EDB)	ug/L	ND	ND		
1-Chloro-2-bromopropane (S)	%	84	90		

Results presented on this page are in the units indicated by the "Units" column except where an alternate unit is presented to the right of the result.

REPORT OF LABORATORY ANALYSIS

This report shall not be reproduced, except in full,
without the written consent of Pace Analytical Services, LLC.

Pace Analytical Services, LLC
9800 Kincey Ave. Suite 100
Huntersville, NC 28078
(704)875-9092

QUALITY CONTROL DATA

Project: UST Unkown 14329 #14324
Pace Project No.: 92868485

QC Batch: 1020632
QC Batch Method: EPA 8011
Analysis Method: EPA 8011
Analysis Description: GCS 8011 EDB DBCP
Laboratory: Pace Analytical Services - Charlotte
Associated Lab Samples: 92868485043, 92868485044, 92868485045

METHOD BLANK: 5246976 Matrix: Water
Associated Lab Samples: 92868485043, 92868485044, 92868485045

Parameter	Units	Blank Result	Reporting Limit	Analyzed	Qualifiers
1,2-Dibromoethane (EDB)	ug/L	ND	0.020	07/07/26 20:01	
1-Chloro-2-bromopropane (S)	%	95	60-140	07/07/26 20:01	

LABORATORY CONTROL SAMPLE & LCSD: 5246977 5246978

Parameter	Units	Spike Conc.	LCS Result	LCSD Result	LCS % Rec	LCSD % Rec	% Rec Limits	RPD	Max RPD	Qualifiers
1,2-Dibromoethane (EDB)	ug/L	0.26	0.26	0.11	102	90	60-140	80	20	R1
1-Chloro-2-bromopropane (S)	%				96	90	60-140			

MATRIX SPIKE & MATRIX SPIKE DUPLICATE: 5246980 5246981

Parameter	Units	92868356003 Result	MS Spike Conc.	MSD Spike Conc.	MS Result	MSD Result	MS % Rec	MSD % Rec	% Rec Limits	RPD	Qual
1,2-Dibromoethane (EDB)	ug/L	ND	0.26	0.26	0.24	0.25	96	96	60-140	0	
1-Chloro-2-bromopropane (S)	%						90	92	60-140		

SAMPLE DUPLICATE: 5246979

Parameter	Units	92868356002 Result	Dup Result	RPD	Qualifiers
1,2-Dibromoethane (EDB)	ug/L	ND	ND		
1-Chloro-2-bromopropane (S)	%	107	91		

Results presented on this page are in the units indicated by the "Units" column except where an alternate unit is presented to the right of the result.

REPORT OF LABORATORY ANALYSIS

This report shall not be reproduced, except in full,
without the written consent of Pace Analytical Services, LLC.

Pace Analytical Services, LLC
9800 Kincey Ave. Suite 100
Huntersville, NC 28078
(704)875-9092

QUALITY CONTROL DATA

Project: UST Unkown 14329 #14324
Pace Project No.: 92868485

QC Batch: 1020633
QC Batch Method: EPA 8011
Analysis Method: EPA 8011
Analysis Description: GCS 8011 EDB DBCP
Laboratory: Pace Analytical Services - Charlotte
Associated Lab Samples: 92868485046, 92868485047, 92868485048

METHOD BLANK: 5246986 Matrix: Water
Associated Lab Samples: 92868485046, 92868485047, 92868485048

Parameter	Units	Blank Result	Reporting Limit	Analyzed	Qualifiers
1,2-Dibromoethane (EDB)	ug/L	ND	0.021	07/07/26 02:37	
1-Chloro-2-bromopropane (S)	%	109	60-140	07/07/26 02:37	

LABORATORY CONTROL SAMPLE & LCSD: 5246987 5246988

Parameter	Units	Spike Conc.	LCS Result	LCSD Result	LCS % Rec	LCSD % Rec	% Rec Limits	RPD	Max RPD	Qualifiers
1,2-Dibromoethane (EDB)	ug/L	0.25	0.28	0.26	114	104	60-140	10	20	
1-Chloro-2-bromopropane (S)	%				106	102	60-140			

MATRIX SPIKE & MATRIX SPIKE DUPLICATE: 5246990 5246991

Parameter	Units	92868485047 Result	MS Spike Conc.	MSD Spike Conc.	MS Result	MSD Result	MS % Rec	MSD % Rec	% Rec Limits	RPD	Qual
1,2-Dibromoethane (EDB)	ug/L	73.3	0.27	0.27	28.0	28.0	-17100	-17100	60-140	0	M1
1-Chloro-2-bromopropane (S)	%						97	99	60-140		

SAMPLE DUPLICATE: 5246989

Parameter	Units	92868485046 Result	Dup Result	RPD	Qualifiers
1,2-Dibromoethane (EDB)	ug/L	ND	ND		
1-Chloro-2-bromopropane (S)	%	107	108		

Results presented on this page are in the units indicated by the "Units" column except where an alternate unit is presented to the right of the result.

REPORT OF LABORATORY ANALYSIS

This report shall not be reproduced, except in full,
without the written consent of Pace Analytical Services, LLC.

Pace Analytical Services, LLC
9800 Kincey Ave. Suite 100
Huntersville, NC 28078
(704)875-9092

QUALITY CONTROL DATA

Project: UST Unkown 14329 #14324
Pace Project No.: 92868485

QC Batch: 1021457
QC Batch Method: EPA 8011
Analysis Method: EPA 8011
Analysis Description: GCS 8011 EDB DBCP
Laboratory: Pace Analytical Services - Charlotte
Associated Lab Samples: 92868485001

METHOD BLANK: 5250793 Matrix: Water
Associated Lab Samples: 92868485001

Parameter	Units	Blank Result	Reporting Limit	Analyzed	Qualifiers
1,2-Dibromoethane (EDB)	ug/L	ND	0.020	07/08/26 19:42	
1-Chloro-2-bromopropane (S)	%	99	60-140	07/08/26 19:42	

LABORATORY CONTROL SAMPLE & LCSD: 5250794 5250795

Parameter	Units	Spike Conc.	LCS Result	LCSD Result	LCS % Rec	LCSD % Rec	% Rec Limits	RPD	Max RPD	Qualifiers
1,2-Dibromoethane (EDB)	ug/L	0.25	0.21	0.22	84	86	60-140	4	20	
1-Chloro-2-bromopropane (S)	%				91	93	60-140			

MATRIX SPIKE & MATRIX SPIKE DUPLICATE: 5250797 5250798

Parameter	Units	92868921002 Result	MS Spike Conc.	MSD Spike Conc.	MS Result	MSD Result	MS % Rec	MSD % Rec	% Rec Limits	RPD	Qual
1,2-Dibromoethane (EDB)	ug/L	ND	0.26	0.26	0.27	0.29	105	112	60-140	7	
1-Chloro-2-bromopropane (S)	%						79	79	60-140		

SAMPLE DUPLICATE: 5250796

Parameter	Units	92868921001 Result	Dup Result	RPD	Qualifiers
1,2-Dibromoethane (EDB)	ug/L	ND	ND		
1-Chloro-2-bromopropane (S)	%	106	101		

Results presented on this page are in the units indicated by the "Units" column except where an alternate unit is presented to the right of the result.

REPORT OF LABORATORY ANALYSIS

This report shall not be reproduced, except in full,
without the written consent of Pace Analytical Services, LLC.

Pace Analytical Services, LLC
9800 Kincey Ave. Suite 100
Huntersville, NC 28078
(704)875-9092

QUALITY CONTROL DATA

Project: UST Unkown 14329 #14324
Pace Project No.: 92868485

QC Batch: 1022232
QC Batch Method: EPA 8011
Analysis Method: EPA 8011
Analysis Description: GCS 8011 EDB DBCP
Laboratory: Pace Analytical Services - Charlotte
Associated Lab Samples: 92868485014, 92868485022

METHOD BLANK: 5255082 Matrix: Water
Associated Lab Samples: 92868485014, 92868485022

Parameter	Units	Blank Result	Reporting Limit	Analyzed	Qualifiers
1,2-Dibromoethane (EDB)	ug/L	ND	0.020	07/13/26 11:58	
1-Chloro-2-bromopropane (S)	%	91	60-140	07/13/26 11:58	

LABORATORY CONTROL SAMPLE & LCSD: 5255083 5255084

Parameter	Units	Spike Conc.	LCS Result	LCSD Result	LCS % Rec	LCSD % Rec	% Rec Limits	RPD	Max RPD	Qualifiers
1,2-Dibromoethane (EDB)	ug/L	0.25	0.23	0.24	91	96	60-140	5	20	
1-Chloro-2-bromopropane (S)	%				89	93	60-140			

MATRIX SPIKE & MATRIX SPIKE DUPLICATE: 5255086 5255087

Parameter	Units	92869545002 Result	MS Spike Conc.	MSD Spike Conc.	MS Result	MSD Result	MS % Rec	MSD % Rec	% Rec Limits	RPD	Qual
1,2-Dibromoethane (EDB)	ug/L	ND	0.25	0.25	0.26	0.27	107	110	60-140	3	
1-Chloro-2-bromopropane (S)	%						87	91	60-140		

SAMPLE DUPLICATE: 5255085

Parameter	Units	92869545001 Result	Dup Result	RPD	Qualifiers
1,2-Dibromoethane (EDB)	ug/L	ND	ND		
1-Chloro-2-bromopropane (S)	%	87	90		

Results presented on this page are in the units indicated by the "Units" column except where an alternate unit is presented to the right of the result.

REPORT OF LABORATORY ANALYSIS

This report shall not be reproduced, except in full,
without the written consent of Pace Analytical Services, LLC.

Pace Analytical Services, LLC
9800 Kincey Ave. Suite 100
Huntersville, NC 28078
(704)875-9092

QUALIFIERS

Project: UST Unkown 14329 #14324
Pace Project No.: 92868485

DEFINITIONS

DF - Dilution Factor, if reported, represents the factor applied to the reported data due to dilution of the sample aliquot.

ND - Not Detected at or above adjusted reporting limit.

TNTC - Too Numerous To Count

J - Estimated concentration above the adjusted method detection limit and below the adjusted reporting limit.

MDL - Adjusted Method Detection Limit.

PQL - Practical Quantitation Limit.

RL - Reporting Limit - The lowest concentration value that meets project requirements for quantitative data with known precision and bias for a specific analyte in a specific matrix.

S - Surrogate

1,2-Diphenylhydrazine decomposes to and cannot be separated from Azobenzene using Method 8270. The result for each analyte is a combined concentration.

Consistent with EPA guidelines, unrounded data are displayed and have been used to calculate % recovery and RPD values.

LCS(D) - Laboratory Control Sample (Duplicate)

MS(D) - Matrix Spike (Duplicate)

DUP - Sample Duplicate

RPD - Relative Percent Difference

NC - Not Calculable.

SG - Silica Gel - Clean-Up

U - Indicates the compound was analyzed for, but not detected.

Acid preservation may not be appropriate for 2 Chloroethylvinyl ether.

A separate vial preserved to a pH of 4-5 is recommended in SW846 Chapter 4 for the analysis of Acrolein and Acrylonitrile by EPA Method 8260.

N-Nitrosodiphenylamine decomposes and cannot be separated from Diphenylamine using Method 8270. The result reported for each analyte is a combined concentration.

Reported results are not rounded until the final step prior to reporting. Therefore, calculated parameters that are typically reported as "Total" may vary slightly from the sum of the reported component parameters.

Pace Analytical is TNI accredited. Contact your Pace PM for the current list of accredited analytes.

TNI - The NELAC Institute.

ANALYTE QUALIFIERS

D3	Sample was diluted due to the presence of high levels of non-target analytes or other matrix interference.
M1	Matrix spike recovery exceeded QC limits. Batch accepted based on laboratory control sample (LCS) recovery.
MS	Analyte recovery in the matrix spike was outside QC limits for one or more of the constituent analytes used in the calculated result.
P5	The EPA or method required sample preservation degrades this compound, therefore acceptable recoveries may not be achieved in sample matrix spikes.
R1	RPD value was outside control limits.
S3	Surrogate recovery exceeded laboratory control limits. Analyte presence below reporting limits in associated sample.
S4	Surrogate recovery not evaluated against control limits due to sample dilution.

This report shall not be reproduced, except in full,
without the written consent of Pace Analytical Services, LLC.

Pace Analytical Services, LLC
9800 Kincey Ave. Suite 100
Huntersville, NC 28078
(704)875-9092

QUALITY CONTROL DATA CROSS REFERENCE TABLE

Project: UST Unkown 14329 #14324
Pace Project No.: 92868485

Lab ID	Sample ID	QC Batch Method	QC Batch	Analytical Method	Analytical Batch
92868485001	**MW-1**	EPA 8011	1021457	EPA 8011	1021487
92868485002	**MW-2**	EPA 8011	1020421	EPA 8011	1020477
92868485003	**MW-4**	EPA 8011	1020421	EPA 8011	1020477
92868485004	**MW-5**	EPA 8011	1020421	EPA 8011	1020477
92868485005	**MW-12**	EPA 8011	1020421	EPA 8011	1020477
92868485006	**MW-13**	EPA 8011	1020421	EPA 8011	1020477
92868485007	**MW-19R**	EPA 8011	1020421	EPA 8011	1020477
92868485008	**MW-20**	EPA 8011	1020421	EPA 8011	1020477
92868485009	**MW-22**	EPA 8011	1020421	EPA 8011	1020477
92868485010	**GAC**	EPA 8011	1020421	EPA 8011	1020477
92868485013	**EP-16**	EPA 8011	1020421	EPA 8011	1020477
92868485014	**SW-1**	EPA 8011	1022232	EPA 8011	1022294
92868485015	**SW-2**	EPA 8011	1020421	EPA 8011	1020477
92868485016	**SW-3**	EPA 8011	1020421	EPA 8011	1020477
92868485017	**SW-4**	EPA 8011	1020421	EPA 8011	1020477
92868485018	**DUP-1**	EPA 8011	1020421	EPA 8011	1020477
92868485019	**DUP-2**	EPA 8011	1020421	EPA 8011	1020477
92868485020	**DUP-3**	EPA 8011	1020421	EPA 8011	1020477
92868485021	**FB**	EPA 8011	1020421	EPA 8011	1020477
92868485022	**DDW-2**	EPA 8011	1022232	EPA 8011	1022294
92868485023	**DDW-3**	EPA 8011	1020422	EPA 8011	1020478
92868485024	**DDW-4**	EPA 8011	1020422	EPA 8011	1020478
92868485025	**RW-1**	EPA 8011	1020422	EPA 8011	1020478
92868485026	**RW-2**	EPA 8011	1020422	EPA 8011	1020478
92868485027	**RW-3**	EPA 8011	1020422	EPA 8011	1020478
92868485028	**RW-4**	EPA 8011	1020422	EPA 8011	1020478
92868485029	**RW-5**	EPA 8011	1020422	EPA 8011	1020478
92868485030	**EP-4**	EPA 8011	1020422	EPA 8011	1020478
92868485031	**EP-12**	EPA 8011	1020422	EPA 8011	1020478
92868485032	**DW-2**	EPA 8011	1020422	EPA 8011	1020478
92868485033	**DW-3**	EPA 8011	1020422	EPA 8011	1020478
92868485034	**DW-4**	EPA 8011	1020422	EPA 8011	1020478
92868485035	**DW-5**	EPA 8011	1020422	EPA 8011	1020478
92868485036	**DW-6**	EPA 8011	1020422	EPA 8011	1020478
92868485037	**DDW-1 (83.5)**	EPA 8011	1020422	EPA 8011	1020478
92868485038	**DDW-1 (92.5)**	EPA 8011	1020422	EPA 8011	1020478
92868485039	**DDW-1 (102.5)**	EPA 8011	1020422	EPA 8011	1020478
92868485040	**DDW-1 (112.5)**	EPA 8011	1020422	EPA 8011	1020478
92868485041	**DDW-1 (119.5)**	EPA 8011	1020422	EPA 8011	1020478
92868485042	**MW-24**	EPA 8011	1020422	EPA 8011	1020478
92868485043	**MW-25**	EPA 8011	1020632	EPA 8011	1020787
92868485044	**MW-26**	EPA 8011	1020632	EPA 8011	1020787
92868485045	**MW-27**	EPA 8011	1020632	EPA 8011	1020787
92868485046	**MW-28**	EPA 8011	1020633	EPA 8011	1020788
92868485047	**MW-29**	EPA 8011	1020633	EPA 8011	1020788

REPORT OF LABORATORY ANALYSIS

This report shall not be reproduced, except in full,
without the written consent of Pace Analytical Services, LLC.

Pace Analytical Services, LLC
9800 Kincey Ave. Suite 100
Huntersville, NC 28078
(704)875-9092

QUALITY CONTROL DATA CROSS REFERENCE TABLE

Project: UST Unkown 14329 #14324
Pace Project No.: 92868485

Lab ID	Sample ID	QC Batch Method	QC Batch	Analytical Method	Analytical Batch
92868485048	**DW-1**	EPA 8011	1020633	EPA 8011	1020788
92868485014	**SW-1**	EPA 8260D	1020429		
92868485015	**SW-2**	EPA 8260D	1020429		
92868485016	**SW-3**	EPA 8260D	1020429		
92868485017	**SW-4**	EPA 8260D	1020429		
92868485001	**MW-1**	EPA 8260D	1020507		
92868485002	**MW-2**	EPA 8260D	1020507		
92868485003	**MW-4**	EPA 8260D	1020507		
92868485004	**MW-5**	EPA 8260D	1020507		
92868485005	**MW-12**	EPA 8260D	1020507		
92868485006	**MW-13**	EPA 8260D	1020942		
92868485007	**MW-19R**	EPA 8260D	1020507		
92868485008	**MW-20**	EPA 8260D	1020507		
92868485009	**MW-22**	EPA 8260D	1020942		
92868485010	**GAC**	EPA 8260D	1020507		
92868485011	**TB-1**	EPA 8260D	1020507		
92868485012	**TB-2**	EPA 8260D	1020507		
92868485013	**EP-16**	EPA 8260D	1020507		
92868485018	**DUP-1**	EPA 8260D	1020942		
92868485019	**DUP-2**	EPA 8260D	1020942		
92868485020	**DUP-3**	EPA 8260D	1021278		
92868485021	**FB**	EPA 8260D	1020507		
92868485022	**DDW-2**	EPA 8260D	1020504		
92868485023	**DDW-3**	EPA 8260D	1020504		
92868485024	**DDW-4**	EPA 8260D	1020504		
92868485025	**RW-1**	EPA 8260D	1020504		
92868485026	**RW-2**	EPA 8260D	1020942		
92868485027	**RW-3**	EPA 8260D	1020504		
92868485028	**RW-4**	EPA 8260D	1020504		
92868485029	**RW-5**	EPA 8260D	1020504		
92868485030	**EP-4**	EPA 8260D	1021278		
92868485031	**EP-12**	EPA 8260D	1020504		
92868485032	**DW-2**	EPA 8260D	1020504		
92868485033	**DW-3**	EPA 8260D	1020942		
92868485034	**DW-4**	EPA 8260D	1020504		
92868485035	**DW-5**	EPA 8260D	1020504		
92868485036	**DW-6**	EPA 8260D	1020504		
92868485037	**DDW-1 (83.5)**	EPA 8260D	1020504		
92868485038	**DDW-1 (92.5)**	EPA 8260D	1020504		
92868485039	**DDW-1 (102.5)**	EPA 8260D	1020504		
92868485040	**DDW-1 (112.5)**	EPA 8260D	1020504		

REPORT OF LABORATORY ANALYSIS

This report shall not be reproduced, except in full,
without the written consent of Pace Analytical Services, LLC.

Pace Analytical Services, LLC
9800 Kincey Ave. Suite 100
Huntersville, NC 28078
(704)875-9092

QUALITY CONTROL DATA CROSS REFERENCE TABLE

Project: UST Unkown 14329 #14324
Pace Project No.: 92868485

Lab ID	Sample ID	QC Batch Method	QC Batch	Analytical Method	Analytical Batch
92868485041	**DDW-1 (119.5)**	EPA 8260D	1020504		
92868485042	**MW-24**	EPA 8260D	1020942		
92868485043	**MW-25**	EPA 8260D	1020506		
92868485044	**MW-26**	EPA 8260D	1020506		
92868485045	**MW-27**	EPA 8260D	1020506		
92868485046	**MW-28**	EPA 8260D	1020506		
92868485047	**MW-29**	EPA 8260D	1020506		
92868485048	**DW-1**	EPA 8260D	1020942		

This report shall not be reproduced, except in full,
without the written consent of Pace Analytical Services, LLC.

Laboratory receiving samples:
Asheville ☐ Eden ☐ Greenwood ☐ Huntersville ☑ Raleigh ☐ Mechanicsville ☐ Atlanta ☐ Kernersville ☐

Sample Condition Upon Receipt

Client Name: Midlands

Project #: WO# : 92868485

92868485

Courier: ☐ Fed Ex ☐ UPS ☐ USPS ☐ Client ☐ Commercial ☑ Pace ☐ Other:____

Custody Seal Present? ☐ Yes ☑ No Seals Intact? ☐ Yes ☐ No ☑ N/A

Date/Initials Person Examining Contents: KTF 5/1

Packing Material: ☐ Bubble Wrap ☑ Bubble Bags ☐ None ☐ Other

Biological Tissue Frozen? ☐ Yes ☐ No ☑ N/A

Thermometer:
☐ IR Gun ID: 92T083

Type of Ice: ☑ Wet ☐ Blue ☐ None

Cooler Temp: 0.6, 0.3 Correction Factor: Add/Subtract (°C) 0

Temp should be above freezing to 6°C
☐ Samples out of temp criteria. Samples on ice, cooling process has begun

Cooler Temp Corrected (°C): 0.6, 0.3

USDA Regulated Soil (☑ N/A, water sample)
Did samples originate in a quarantine zone within the United States: CA, NY, or SC (check maps)? ☐ Yes ☐ No

Did samples originate from a foreign source (internationally, including Hawaii and Puerto Rico)? ☐ Yes ☐ No

				Comments/Discrepancy:
Chain of Custody Present?	☑ Yes	☐ No	☐ N/A	1.
Samples Arrived within Hold Time?	☑ Yes	☐ No	☐ N/A	2.
Short Hold Time Analysis (<72 hr.)?	☐ Yes	☑ No	☐ N/A	3.
Rush Turn Around Time Requested?	☐ Yes	☑ No	☐ N/A	4.
Sufficient Volume?	☑ Yes	☐ No	☐ N/A	5.
Correct Containers Used?	☑ Yes	☐ No	☐ N/A	6.
-Pace Containers Used?	☑ Yes	☐ No	☐ N/A	
Containers Intact?	☑ Yes	☐ No	☐ N/A	7.
Dissolved analysis: Samples Field Filtered?	☐ Yes	☑ No	☐ N/A	8.
Sample Labels Match COC?	☑ Yes	☐ No	☐ N/A	9.
-Includes Date/Time/ID/Analysis Matrix: WT				
Headspace in VOA Vials (>5-6mm)?	☐ Yes	☑ No	☐ N/A	10.
Trip Blank Present?	☑ Yes	☐ No	☐ N/A	11.
Trip Blank Custody Seals Present?	☑ Yes	☐ No	☐ N/A	

COMMENTS/SAMPLE DISCREPANCY

Field Data Required? ☐ Yes ☐ No

Lot ID of split containers:

CLIENT NOTIFICATION/RESOLUTION

Person contacted: Date/Time:

Project Manager SCURF Review: Date:

Project Manager SRF Review: Date:

WO# : 92868485

PM: AMJ Due Date: 07/09/26

CLIENT: 92-MIDLAND

*Check mark top half of box if pH and/or dechlorination is verified and within the acceptance range for preservation samples.
Exceptions: VOA, Coliform, TOC, Oil and Grease, DRO/8015 (water) DOC, LLHg
**Bottom half of box is to list number of bottles
***Check all unpreserved Nitrates for chlorine

Project #

Laboratory Receiving Location: Asheville ☐ Eden ☐ Greenwood ☐ Huntersville ☑ Raleigh ☐ Mechanicsville ☐ Atlanta ☐ Kernersville ☐

Client Midlands Profile # 0 (Circle one) 836-2 Notes

Item#	BP4U-125 mL Plastic Unpreserved (N/A) (CL)	BP3U-250 mL Plastic Unpreserved (N/A)	BP2U-500 mL Plastic Unpreserved (N/A)	BP1U-1 liter Plastic Unpreserved (N/A)		BP4S-125 mL Plastic H2SO4 (pH < 2) (CL)	BP3N-250 mL plastic HNO3 (pH < 2)	BP4Z-125 mL Plastic Zn Acetate & NaOH (>9)	BP4B-125 mL Plastic NaOH (pH > 12) (CL)	WGFU-Wide-mouthed Glass jar Unpreserved	AG1U-1 liter Amber Unpreserved (N/A) (CL)	AG1H-1 liter Amber HCl (pH < 2)	AG3U-250 mL Amber Unpreserved (N/A) (CL)	AG1S-1 liter Amber H2SO4 (pH < 2)	AG3S-250 mL Amber H2SO4 (pH < 2)	DG9A-40 mL Amber NH4Cl (N/A)(CL)	DG9H-40 mL VOA HCl (N/A)	VG9T-40 mL VOA Na2S2O3 (N/A)	VG9U-40 mL VOA Unpreserved (N/A)	DG9V-40 mL VOA H3PO4 (N/A)	KP7U-50 mL Plastic Unpreserved (N/A)	V/GK (3 vials per kit)-VPH/Gas kit (N/A)	SP5T-125 mL Sterile Plastic (N/A - lab)	SP2T-250 mL Sterile Plastic (N/A - lab)		BP3R-250 mL Plastic (NH4)2SO4 (9.3-9.7)	AG0U-100 mL Amber Unpreserved (N/A) (CL)	VSGU-20 mL Scintillation vials (N/A)	DG9U-40 mL Amber Unpreserved vials (N/A)
CC																	CH												
1																	6												
2																	6												
3																	6												
4																	6												
5																	6												
6																	6												
7																	6												
8																	6												
9																	6												
10																	6												
11																													
12																													

pH Adjustment Log for Preserved Samples

Sample ID	Type of Preservative	pH upon receipt	Date preservation adjusted	Time preservation adjusted	Amount of Preservative added	Lot #

Note: Whenever there is a discrepancy affecting North Carolina compliance samples, a copy of this form will be sent to the North Carolina DENR Certification Office (i.e. Out of hold, incorrect preservative, out of temp, incorrect containers.

Pace

DC#_Title: ENV-FRM-HUN1-0083 v05_Sample Condition Upon Receipt

Effective Date: 05/24/2024

*Check mark top half of box if pH and/or dechlorination is verified and within the acceptance range for preservation samples.
Exceptions: VOA, Coliform, TOC, Oil and Grease, DRO/8015 (water) DOC, LLHg
**Bottom half of box is to list number of bottles
***Check all unpreserved Nitrates for chlorine

Project #

Laboratory Receiving Location: Asheville ☐ Eden ☐ Greenwood ☐ Huntersville ☑ Raleigh ☐ Mechanicsville ☐ Atlanta ☐ Kernersville ☐

Client Midlands Profile # (Circle one) 836-2 Notes

Item#	BP4U-125 mL Plastic Unpreserved (N/A) (Cl-)	BP3U-250 mL Plastic Unpreserved (N/A)	BP2U-500 mL Plastic Unpreserved (N/A)	BP1U-1 liter Plastic Unpreserved (N/A)		BP4S-125 mL Plastic H2SO4 (pH < 2) (Cl-)	BP3N-250 mL plastic HNO3 (pH < 2)	BP4Z-125 mL Plastic Zn Acetate & NaOH (>9)	BP4B-125 mL Plastic NaOH (pH > 12) (Cl-)	WGFU-Wide-mouthed Glass jar Unpreserved	AG1U-1 liter Amber Unpreserved (N/A) (Cl-)	AG1H-1 liter Amber HCl (pH < 2)	AG3U-250 mL Amber Unpreserved (N/A) (Cl-)	AG1S-1 liter Amber H2SO4 (pH < 2)	AG3S-250 mL Amber H2SO4 (pH < 2)	DG9A-40 mL Amber NH4Cl (N/A)(Cl-)	DG9H-40 mL VOA HCl (N/A)	VG9T-40 mL VOA Na2S2O3 (N/A)	VG9U-40 mL VOA Unpreserved (N/A)	DG9V-40 mL VOA H3PO4 (N/A)	KP7U-50 mL Plastic Unpreserved (N/A)	V/GK (3 vials per kit)-VPH/Gas kit (N/A)	SPST-125 mL Sterile Plastic (N/A - lab)	SP2T-250 mL Sterile Plastic (N/A - lab)		BP3R-250 mL Plastic (NH4)2SO4 (9.3-9.7)	AG0U-100 mL Amber Unpreserved (N/A) (Cl-)	VSGU-20 mL Scintillation vials (N/A)	DG9U-40 mL Amber Unpreserved vials (N/A)
CC																	CH												
1																	6												
2																	6												
3																	6												
4																	6												
5																	6												
6																	6												
7																	6												
8																	6												
9																	6												
10																	6												
11																													
12																													

pH Adjustment Log for Preserved Samples

Sample ID	Type of Preservative	pH upon receipt	Date preservation adjusted	Time preservation adjusted	Amount of Preservative added	Lot #

Note: Whenever there is a discrepancy affecting North Carolina compliance samples, a copy of this form will be sent to the North Carolina DENR Certification Office (i.e. Out of hold, incorrect preservative, out of temp, incorrect containers.

Pace

DC#_Title: ENV-FRM-HUN1-0083 v05_Sample Condition Upon Receipt

Effective Date: 05/24/2024

*Check mark top half of box if pH and/or dechlorination is verified and within the acceptance range for preservation samples.
Exceptions: VOA, Coliform, TOC, Oil and Grease, DRO/8015 (water) DOC, LLHg
**Bottom half of box is to list number of bottles
***Check all unpreserved Nitrates for chlorine

Project #

Laboratory Receiving Location: Asheville ☐ Eden ☐ Greenwood ☐ Huntersville ☑ Raleigh ☐ Mechanicsville ☐ Atlanta ☐ Kernersville ☐

Client Midlands Profile # 6 (Circle one) 8362 Notes

Item#	BP4U-125 mL Plastic Unpreserved (N/A) (Cl-)	BP3U-250 mL Plastic Unpreserved (N/A)	BP2U-500 mL Plastic Unpreserved (N/A)	BP1U-1 liter Plastic Unpreserved (N/A)		BP4S-125 mL Plastic H2SO4 (pH < 2) (Cl-)	BP3N-250 mL plastic HNO3 (pH < 2)	BP4Z-125 mL Plastic Zn Acetate & NaOH (>9)	BP4B-125 mL Plastic NaOH (pH > 12) (Cl-)	WGFU-Wide-mouthed Glass jar Unpreserved	AG1U-1 liter Amber Unpreserved (N/A) (Cl-)	AG1H-1 liter Amber HCl (pH < 2)	AG3U-250 mL Amber Unpreserved (N/A) (Cl-)	AG1S-1 liter Amber H2SO4 (pH < 2)	AG3S-250 mL Amber H2SO4 (pH < 2)	DG9A-40 mL Amber NH4Cl (N/A)(Cl-)	DG9H-40 mL VOA HCl (N/A)	VG9T-40 mL VOA Na2S2O3 (N/A)	VG9U-40 mL VOA Unpreserved (N/A)	DG9V-40 mL VOA H3PO4 (N/A)	KP7U-50 mL Plastic Unpreserved (N/A)	V/GK (3 vials per kit)-VPH/Gas kit (N/A)	SPST-125 mL Sterile Plastic (N/A - lab)	SP2T-250 mL Sterile Plastic (N/A - lab)		BP3R-250 mL Plastic (NH4)2SO4 (9.3-9.7)	AG0U-100 mL Amber Unpreserved (N/A) (Cl-)	VSGU-20 mL Scintillation vials (N/A)	DG9U-40 mL Amber Unpreserved vials (N/A)
CC																	CH												
1																	6												
2																	6												
3																	6												
4																	6												
5																	6												
6																	6												
7																	6												
8																	6												
9																	6												
10																	6												
11																													
12																													

pH Adjustment Log for Preserved Samples

Sample ID	Type of Preservative	pH upon receipt	Date preservation adjusted	Time preservation adjusted	Amount of Preservative added	Lot #

Note: Whenever there is a discrepancy affecting North Carolina compliance samples, a copy of this form will be sent to the North Carolina DENR Certification Office (i.e. Out of hold, incorrect preservative, out of temp, incorrect containers.

*Check mark top half of box if pH and/or dechlorination is verified and within the acceptance range for preservation samples.
Exceptions: VOA, Coliform, TOC, Oil and Grease, DRO/8015 (water) DOC, LLHg
**Bottom half of box is to list number of bottles
***Check all unpreserved Nitrates for chlorine

Project #

Laboratory Receiving Location: Asheville ☐ Eden ☐ Greenwood ☐ Huntersville ☑ Raleigh ☐ Mechanicsville ☐ Atlanta ☐ Kernersville ☐

Client Midlands Profile # 0 (Circle one) 8362 Notes

Item#	BP4U-125 mL Plastic Unpreserved (N/A) (Cl-)	BP3U-250 mL Plastic Unpreserved (N/A)	BP2U-500 mL Plastic Unpreserved (N/A)	BP1U-1 liter Plastic Unpreserved (N/A)		BP4S-125 mL Plastic H2SO4 (pH < 2) (Cl-)	BP3N-250 mL plastic HNO3 (pH < 2)	BP4Z-125 mL Plastic Zn Acetate & NaOH (>9)	BP4B-125 mL Plastic NaOH (pH > 12) (Cl-)	WGFU-Wide-mouthed Glass jar Unpreserved	AG1U-1 liter Amber Unpreserved (N/A) (Cl-)	AG1H-1 liter Amber HCl (pH < 2)	AG3U-250 mL Amber Unpreserved (N/A) (Cl-)	AG1S-1 liter Amber H2SO4 (pH < 2)	AG3S-250 mL Amber H2SO4 (pH < 2)	DG9A-40 mL Amber NH4Cl (N/A)(Cl-)	DG9H-40 mL VOA HCl (N/A)	VG9T-40 mL VOA Na2S2O3 (N/A)	VG9U-40 mL VOA Unpreserved (N/A)	DG9Y-40 mL VOA H3PO4 (N/A)	KP7U-50 mL Plastic Unpreserved (N/A)	V/GK (3 vials per kit)-VPH/Gas kit (N/A)	SPST-125 mL Sterile Plastic (N/A - lab)	SP2T-250 mL Sterile Plastic (N/A - lab)		BP3R-250 mL Plastic (NH4)2SO4 (9.3-9.7)	AG0U-100 mL Amber Unpreserved (N/A) (Cl-)	VSGU-20 mL Scintillation vials (N/A)	DG9U-40 mL Amber Unpreserved vials (N/A)
CC																	LH													
1																	6													
2																	6													
3																	6													
4																	6													
5																	6													
6																	6													
7																	6													
8																	6													
9																	6													
10																	6													
11																														
12																														

pH Adjustment Log for Preserved Samples

Sample ID	Type of Preservative	pH upon receipt	Date preservation adjusted	Time preservation adjusted	Amount of Preservative added	Lot #

Note: Whenever there is a discrepancy affecting North Carolina compliance samples, a copy of this form will be sent to the North Carolina DENR Certification Office (i.e. Out of hold, incorrect preservative, out of temp, incorrect containers.

*Check mark top half of box if pH and/or dechlorination is verified and within the acceptance range for preservation samples.
Exceptions: VOA, Coliform, TOC, Oil and Grease, DRO/8015 (water) DOC, LLHg
**Bottom half of box is to list number of bottles
***Check all unpreserved Nitrates for chlorine

Project #

Laboratory Receiving Location: Asheville ☐ Eden ☐ Greenwood ☐ Huntersville ☑ Raleigh ☐ Mechanicsville ☐ Atlanta ☐ Kernersville ☐

Client Midlands Profile # 6 (Circle one) 836-2 Notes

Item#	BP4U-125 mL Plastic Unpreserved (N/A) (Cl-)	BP3U-250 mL Plastic Unpreserved (N/A)	BP2U-500 mL Plastic Unpreserved (N/A)	BP1U-1 liter Plastic Unpreserved (N/A)		BP4S-125 mL Plastic H2SO4 (pH < 2) (Cl-)	BP3N-250 mL plastic HNO3 (pH < 2)	BP4Z-125 mL Plastic Zn Acetate & NaOH (>9)	BP4B-125 mL Plastic NaOH (pH > 12) (Cl-)	WGFU-Wide-mouthed Glass jar Unpreserved	AG1U-1 liter Amber Unpreserved (N/A) (Cl-)	AG1H-1 liter Amber HCl (pH < 2)	AG3U-250 mL Amber Unpreserved (N/A) (Cl-)	AG1S-1 liter Amber H2SO4 (pH < 2)	AG3S-250 mL Amber H2SO4 (pH < 2)	DG9A-40 mL Amber NH4Cl (N/A)(Cl-)	DG9H-40 mL VOA HCl (N/A)	VG9T-40 mL VOA Na2S2O3 (N/A)	VG9U-40 mL VOA Unpreserved (N/A)	DG9V-40 mL VOA H3PO4 (N/A)	KP7U-50 mL Plastic Unpreserved (N/A)	V/GK (3 vials per kit)-VPH/Gas kit (N/A)	SP5T-125 mL Sterile Plastic (N/A - lab)	SP2T-250 mL Sterile Plastic (N/A - lab)		BP3R-250 mL Plastic (NH4)2SO4 (9.3-9.7)	AG0U-100 mL Amber Unpreserved (N/A) (Cl-)	VSGU-20 mL Scintillation vials (N/A)	DG9U-40 mL Amber Unpreserved vials (N/A)
CC																	CH												
1																	6												
2																	6												
3																	6												
4																	6												
5																	6												
6																	6												
7																	6 2												
8																	VH 2												
9																	9												
10																	6												
11																													
12																													

pH Adjustment Log for Preserved Samples

Sample ID	Type of Preservative	pH upon receipt	Date preservation adjusted	Time preservation adjusted	Amount of Preservative added	Lot #

Note: Whenever there is a discrepancy affecting North Carolina compliance samples, a copy of this form will be sent to the North Carolina DENR Certification Office (i.e. Out of hold, incorrect preservative, out of temp, incorrect containers.

Pace® Location Requested (City/State):

CHAIN-OF-CUSTODY Analytical Request Document

Chain-of-Custody is a LEGAL DOCUMENT - Complete all relevant fields

LAB USE ONLY- Affix Workorder/Login Label Here

Scan QR Code for instructions

Company Name: Midlands Environmental Consultants, Inc.
Address: 231 Dooley Road, Lexington, SC 29073
Contact/Report To: Bryan T. Shane, P.G.
Phone #: 803-808-2043
E-Mail: jlc@meci.net
Cc E-Mail:
Invoice To: Lynn Shane
Invoice E-Mail: lshane@meci.net
Purchase Order # (if applicable):
Quote #:
Project #:
Project Name: UST UNKNOWN 14324
Collection Info/Facility ID (as applicable): UST #14324
Zone Collected: [ ] AK [ ] PT [ ] MT [ ] CT [X] ET
County / State origin of sample(s): SOUTH CAROLINA
Deliverables: [ ] Level II [ ] Level III [ ] Level IV [ ] EQUIS [ ] Other
Regulatory Program (DW, RCRA, etc.) as applicable: Reportable [ ] Yes [ ] No
Rush (Pre-approval required): [ ] Same Day [ ] 1 Day [ ] 2 Day [ ] 3 Day [ ] Other
DW PWSID # or WW Permit # as applicable:
Date Results Requested:
Field Filtered (if applicable): [ ] Yes [ ] No
Analysis:

Matrix Codes (Insert in Matrix box below): Drinking Water (DW), Ground Water (GW), Waste Water (WW), Product (P), Soil/Solid (SS), Oil (OL), Wipe (WP), Tissue (TS), Bioassay (B), Vapor (V), Surface Water (SW), Sediment (SED), Sludge (SL), Caulk (CK), Leachate (LL), Biosolid (BS), Other (OT)

Specify Container Size **: 6 6 6 6 6 3 6
Identify Container Preservative Type***: 4 4 4 8 4 2 4

**Container Size: (1) 1L, (2) 500mL, (3) 250mL, (4) 125mL, (5) 100mL, (6) 40mL vial, (7) EnCore, (8) TerraCore, (9) 90mL, (10) Other

*** Preservative Types: (1) None, (2) HNO3, (3) H2SO4, (4) HCl, (5) NaOH, (6) Zn Acetate, (7) NaHSO4, (8) Sod. Thiosulfate, (9) Ascorbic Acid, (10) MeOH, (11) Other

Customer Sample ID	Matrix *	Comp / Grab	Composite Start Date	Composite Start Time	Collected or Composite End Date	Collected or Composite End Time	# Cont.	Res. Chlorine Results	Res. Chlorine Units	BTEXNM, DCA, OXY'S 8260D	EDB 8011	BTEXNM, DCA 524.2	EDB 504.1	OXYGENATES 8260D LOW LEVEL	LEAD 6010	BTEXNM, DCA, OXY'S 8260D LOW LEVEL	Sample Comment
MW-1	GW	G			6/29	14:45	6			X	X						Odor
MW-2						13:25											Odor
MW-4						14:00											Strong Odor
MW-5						14:58											Organic Odor
MW-12						13:55											Odor
MW-13						13:39											Odor
MW-19R						13:15											Slight odor
MW-20						13:14											Slight Odor
MW-21R																	Dry
MW-22	GW	G			6/29	13:24	6			X	X						Odor

Lab Use Only: Proj. Mgr: / AcctNum / Client ID: / Table #: / Profile / Template: / Prelog / Bottle Ord. ID:

Preservation non-conformance identified for sample:

Additional Instructions from Pace®:
REPORT "J" VALUES

Collected By: (Printed Name) Troy Douglas
Signature: Troy Douglas

Customer Remarks / Special Conditions / Possible Hazards:

# Coolers:	Thermometer ID:	Correction Factor (°C):	Obs. Temp. (°C)	Corrected Temp. (°C)	On Ice:

Relinquished by/Company: (Signature)	Date/Time:	Received by/Company: (Signature)	Date/Time:	Tracking Number:
MECI	7/1/26 930	Erick Dawna Race	7/1/26 930	
Erick Dawna Race	7/1/26 1344	Virgil Leslie/PACE	7/1/26 1344	Delivered by: [ ] In-Person [ ] Courier [ ] FedEx [ ] UPS [ ] Other

Submitting a sample via this chain of custody constitutes acknowledgment and acceptance of the Pace® Terms and Conditions found at https://www.pacelabs.com/resource-library/resource/pace-terms-and-conditions/

Page: 1 of 6

ENV-FRM-CORQ-0019_v02_110123 ©

Pace® Location Requested (City/State):

CHAIN-OF-CUSTODY Analytical Request Document

Chain-of-Custody is a LEGAL DOCUMENT - Complete all relevant fields

LAB USE ONLY- Affix Workorder/Login Label Here

Scan QR Code for instructions

Company Name: Midlands Environmental Consultants, Inc.
Address: 231 Dooley Road, Lexington, SC 29073
Customer Project #:
Project Name: UST Unknown 14324
Collection Info/Facility ID (as applicable): UST # 14324
Zone Collected: [ ] AK [ ] PT [ ] MT [ ] CT [X] ET

Contact/Report To: Bryan T. Shane, P.G.
Phone #: 803-808-2043
E-Mail: jlc@meci.net
Cc E-Mail:
Invoice To: Lynn Shane
Invoice E-Mail: lshane@meci.net
Purchase Order # (if applicable):
Quote #:
County / State origin of sample(s): SOUTH CAROLINA
Regulatory Program (DW, RCRA, etc.) as applicable: Reportable [ ] Yes [ ] No

Deliverables:
[ ] Level II [ ] Level III [ ] Level IV
[ ] EQUIS
[ ] Other

Rush (Pre-approval required):
[ ] Same Day [ ] 1 Day [ ] 2 Day [ ] 3 Day [ ] Other _____
Date Results Requested:
DW PWSID # or WW Permit # as applicable:
Field Filtered (if applicable): [ ] Yes [ ] No
Analysis:

Matrix Codes (Insert in Matrix box below): Drinking Water (DW), Ground Water (GW), Waste Water (WW), Product (P), Soil/Solid (SS), Oil (OL), Wipe (WP), Tissue (TS), Bioassay (B), Vapor (V), Surface Water (SW), Sediment (SED), Sludge (SL), Caulk (CK), Leachate (LL), Biosolid (BS), Other (OT)

Specify Container Size **: 6 6 6 6 6 3 6
**Container Size: (1) 1L, (2) 500mL, (3) 250mL, (4) 125mL, (5) 100mL, (6) 40mL vial, (7) EnCore, (8) TerraCore, (9) 90mL, (10) Other

Identify Container Preservative Type***: 4 4 4 8 4 2 4
*** Preservative Types: (1) None, (2) HNO3, (3) H2SO4, (4) HCl, (5) NaOH, (6) Zn Acetate, (7) NaHSO4, (8) Sod. Thiosulfate, (9) Ascorbic Acid, (10) MeOH, (11) Other

Analysis Requested

Customer Sample ID	Matrix *	Comp / Grab	Composite Start Date	Composite Start Time	Collected or Composite End Date	Collected or Composite End Time	# Cont.	Res. Chlorine Results	Res. Chlorine Units	BTEXNM, DCA, OXY'S 8260D	EDB 8011	BTEXNM, DCA 524.2	EDB 504.1	OXYGENATES 8260D LOW LEVEL	LEAD 6010	BTEXNM, DCA, OXY'S 8260D LOW LEVEL	Sample Comment
GAC	GW	G			6/29	15:05	6			X	X						
TB-1	↓	↓			↓	8:00	2			X							
TB-2						8:00	2			X							

Lab Use Only: Proj. Mgr: | AcctNum / Client ID: | Table #: | Profile / Template: | Prelog / Bottle Ord. ID:
Preservation non-conformance identified for sample.

Additional Instructions from Pace®:
REPORT "J" VALUES

Collected By: (Printed Name) Troy Douglas
Signature: Troy Douglas

Customer Remarks / Special Conditions / Possible Hazards:

Coolers: | Thermometer ID: | Correction Factor (°C): | Obs. Temp. (°C) | Corrected Temp. (°C) | On Ice:

Relinquished by/Company: (Signature)	Date/Time:	Received by/Company: (Signature)	Date/Time:
MECI	7/1/26 930	Erick Darnell/Pace	7/1/26 930
Erick Darnell/Pace	7/1/26 1344	Virgil Fearon/PACE	7/1/26 1344

Tracking Number:
Delivered by: [ ] In-Person [ ] Courier [ ] FedEx [ ] UPS [ ] Other

Submitting a sample via this chain of custody constitutes acknowledgment and acceptance of the Pace® Terms and Conditions found at https://www.pacelabs.com/resource-library/resource/pace-terms-and-conditions/

Pace® Location Requested (City/State):

CHAIN-OF-CUSTODY Analytical Request Document

Chain-of-Custody is a LEGAL DOCUMENT - Complete all relevant fields

LAB USE ONLY- Affix Workorder/Login Label Here

Scan QR Code for instructions

Company Name: Midlands Environmental Consultants, Inc.
Address: 231 Dooley Road, Lexington, SC 29073

Contact/Report To: Bryan T. Shane, P.G.
Phone #: 803-808-2043
E-Mail: jlc@meci.net
Cc E-Mail:

Customer Project #:
Project Name: UST Unknown 14324
Collection Info/Facility ID (as applicable): UST # 14324

Invoice To: Lynn Shane
Invoice E-Mail: lshane@meci.net
Purchase Order # (if applicable):
Quote #:

Zone Collected: [ ] AK [ ] PT [ ] MT [ ] CT [X] ET
County / State origin of sample(s): SOUTH CAROLINA

Deliverables: [ ] Level II [ ] Level III [ ] Level IV [ ] EQUIS [ ] Other

Regulatory Program (DW, RCRA, etc.) as applicable: Reportable [ ] Yes [ ] No

Rush (Pre-approval required): [ ] Same Day [ ] 1 Day [ ] 2 Day [ ] 3 Day [ ] Other

DW PWSID # or WW Permit # as applicable:

Date Results Requested:

Field Filtered (if applicable): [ ] Yes [ ] No
Analysis:

Matrix Codes (Insert in Matrix box below): Drinking Water (DW), Ground Water (GW), Waste Water (WW), Product (P), Soil/Solid (SS), Oil (OL), Wipe (WP), Tissue (TS), Bioassay (B), Vapor (V), Surface Water (SW), Sediment (SED), Sludge (SL), Caulk (CK), Leachate (LL), Biosolid (BS), Other (OT)

Customer Sample ID	Matrix *	Comp / Grab	Composite Start Date	Composite Start Time	Collected or Composite End Date	Collected or Composite End Time	# Cont.	Res. Chlorine Results	Res. Chlorine Units	BTEXNM, DCA, OXY'S 8260D	EDB 8011	BTEXNM, DCA 524.2	EDB 504.1	OXYGENATES 8260D LOW LEVEL	LEAD 6010	BTEXNM, DCA, OXY'S 8260D LOW LEVEL				Sample Comment
										Specify Container Size **										
										6	6	6	6	6	3	6				
										Identify Container Preservative Type***										
										4	4	4	8	4	2	4				
EP-16	GW	G			6/29	14:10	6			X	X									
EP-20																				Sampled Below FPP
SW-1	SW	G			6/29	11:09	6													Dry
SW-2						11:03					X					X				
SW-3						11:05					X					X				
SW-4						11:06					X					X				
Dup-1	GW	G				—					X					X				
Dup-2						—				X	X									Slight Odor
Dup-3						—				X	X									Slight Odor
FB						15:02				X	X									Odor
										X	X									

Lab Use Only: Proj. Mgr: | AcctNum / Client ID: | Table #: | Profile / Template: | Prelog / Bottle Ord. ID:

Preservation non-conformance identified for sample.

**Container Size: (1) 1L, (2) 500mL, (3) 250mL, (4) 125mL, (5) 100mL, (6) 40mL vial, (7) EnCore, (8) TerraCore, (9) 90mL, (10) Other

*** Preservative Types: (1) None, (2) HNO3, (3) H2SO4, (4) HCl, (5) NaOH, (6) Zn Acetate, (7) NaHSO4, (8) Sod. Thiosulfate, (9) Ascorbic Acid, (10) MeOH, (11) Other

Additional Instructions from Pace®:
REPORT "J" VALUES

Collected By: (Printed Name) Troy Douglas
Signature: Troy Douglas

Customer Remarks / Special Conditions / Possible Hazards:

# Coolers:	Thermometer ID:	Correction Factor (°C):	Obs. Temp. (°C)	Corrected Temp. (°C)	On Ice:

Relinquished by/Company: (Signature)	Date/Time:	Received by/Company: (Signature)	Date/Time:	Tracking Number:
JLC/MECI	7/1/26 930	Erick Derrick/Pace	7/1/26 930	
Erick Derrick/Pace	7/1/26 1344	Tyce Leeuen/PACE	7/1/26 1344	Delivered by: [ ] In-Person [ ] Courier [ ] FedEx [ ] UPS [ ] Other

Submitting a sample via this chain of custody constitutes acknowledgment and acceptance of the Pace® Terms and Conditions found at https://www.pacelabs.com/resource-library/resource/pace-terms-and-conditions/

Page: 5 of 6

ENV-FRM-CORQ-0019_v02_110123 ©

Pace® Location Requested (City/State):

CHAIN-OF-CUSTODY Analytical Request Document

Chain-of-Custody is a LEGAL DOCUMENT - Complete all relevant fields

LAB USE ONLY- Affix Workorder/Login Label Here

Scan QR Code for instructions

Company Name: Midlands Environmental Consultants, Inc.
Address: 231 Dooley Road, Lexington, SC 29073

Contact/Report To: Bryan T. Shane, P.G.
Phone #: 803-808-2043
E-Mail: jlc@meci.net
Cc E-Mail:

Invoice To: Lynn Shane
Invoice E-Mail: lshane@meci.net
Purchase Order # (if applicable):
Quote #:

Project #:
Project Name: UST# Unknown 14324
Collection Info/Facility ID (as applicable): UST# 14324

Zone Collected: [ ] AK [ ] PT [ ] MT [ ] CT [X] ET
County / State origin of sample(s): SOUTH CAROLINA

Deliverables:
[ ] Level II [ ] Level III [ ] Level IV
[ ] EQUIS
[ ] Other

Regulatory Program (DW, RCRA, etc.) as applicable: Reportable [ ] Yes [ ] No

Rush (Pre-approval required):
[ ] Same Day [ ] 1 Day [ ] 2 Day [ ] 3 Day [ ] Other _____

DW PWSID # or WW Permit # as applicable:

Date Results Requested:

Field Filtered (if applicable): [ ] Yes [ ] No
Analysis:

Matrix Codes (Insert in Matrix box below): Drinking Water (DW), Ground Water (GW), Waste Water (WW), Product (P), Soil/Solid (SS), Oil (OL), Wipe (WP), Tissue (TS), Bioassay (B), Vapor (V), Surface Water (SW), Sediment (SED), Sludge (SL), Caulk (CK), Leachate (LL), Biosolid (BS), Other (OT)

Specify Container Size **: 6 6 6 6 6 3 6
Identify Container Preservative Type***: 4 4 4 8 4 2 4

**Container Size: (1) 1L, (2) 500mL, (3) 250mL, (4) 125mL, (5) 100mL, (6) 40mL vial, (7) EnCore, (8) TerraCore, (9) 90mL, (10) Other

*** Preservative Types: (1) None, (2) HNO3, (3) H2SO4, (4) HCl, (5) NaOH, (6) Zn Acetate, (7) NaHSO4, (8) Sod. Thiosulfate, (9) Ascorbic Acid, (10) MeOH, (11) Other

Customer Sample ID	Matrix *	Comp / Grab	Composite Start Date	Composite Start Time	Collected or Composite End Date	Collected or Composite End Time	# Cont.	Res. Chlorine Results	Res. Chlorine Units	BTEXNM, DCA, OXY'S 8260D	EDB 8011	BTEXNM, DCA 524.2	EDB 504.1	OXYGENATES 8260D LOW LEVEL	LEAD 6010	BTEXNM, DCA, OXY'S 8260D LOW LEVEL	Sample Comment
DDW-2	GW	G			6/29	12:03	6			X	X						No Odor
DDW-3						12:04											No Odor
DDW-4						12:02											No Odor
RW-1						14:22											Sampled Below FPP
RW-2						14:29											Sampled Below FPP
RW-3						14:17											Sampled Below FPP
RW-4						14:05											Sampled Below FPP
RW-5						14:00											Sampled Below FPP
EP-4						14:25											Sampled Below FPP
EP-12						13:45											Sampled Below FPP

Lab Use Only: Proj. Mgr: / AcctNum / Client ID: / Table #: / Profile / Template: / Prelog / Bottle Ord. ID:

Preservation non-conformance identified for sample.

Additional Instructions from Pace®:
REPORT "J" VALUES

Collected By: (Printed Name) Troy Douglas
Signature: Troy Douglas

Customer Remarks / Special Conditions / Possible Hazards:

# Coolers:	Thermometer ID:	Correction Factor (°C):	Obs. Temp. (°C)	Corrected Temp. (°C)	On Ice:

Relinquished by/Company: (Signature)	Date/Time:	Received by/Company: (Signature)	Date/Time:	Tracking Number:
MECI	7/1/26 930	Jack Reeves/Pace	7/1/26 930	
Jack Reeves/Pace	7/1/26 1344	Tyler Pearson/PACE	7/1/26 1344	Delivered by: [ ] In-Person [ ] Courier
				[ ] FedEX [ ] UPS [ ] Other
				Page: 4 of 6

Submitting a sample via this chain of custody constitutes acknowledgment and acceptance of the Pace® Terms and Conditions found at https://www.pacelabs.com/resource-library/resource/pace-terms-and-conditions/

ENV-FRM-CORQ-0019_v02_110123 ©

Pace® Location Requested (City/State):

CHAIN-OF-CUSTODY Analytical Request Document

Chain-of-Custody is a LEGAL DOCUMENT - Complete all relevant fields

LAB USE ONLY- Affix Workorder/Login Label Here

Scan QR Code for instructions

Company Name: Midlands Environmental Consultants, Inc.
Address: 231 Dooley Road, Lexington, SC 29073

Contact/Report To: Bryan T. Shane, P.G.
Phone #: 803-808-2043
E-Mail: jlc@meci.net
Cc E-Mail:

Invoice To: Lynn Shane
Invoice E-Mail: lshane@meci.net
Purchase Order # (if applicable):
Quote #:

Customer Project #:
Project Name: UST UNknown 14324
Collection Info/Facility ID (as applicable): UST# 14324

Zone Collected: [ ] AK [ ] PT [ ] MT [ ] CT [X] ET

County / State origin of sample(s): SOUTH CAROLINA

Deliverables: [ ] Level II [ ] Level III [ ] Level IV [ ] EQUIS [ ] Other

Regulatory Program (DW, RCRA, etc.) as applicable: Reportable [ ] Yes [ ] No

Rush (Pre-approval required): [ ] Same Day [ ] 1 Day [ ] 2 Day [ ] 3 Day [ ] Other

DW PWSID # or WW Permit # as applicable:

Date Results Requested:

Field Filtered (if applicable): [ ] Yes [ ] No

Analysis:

Matrix Codes (Insert in Matrix box below): Drinking Water (DW), Ground Water (GW), Waste Water (WW), Product (P), Soil/Solid (SS), Oil (OL), Wipe (WP), Tissue (TS), Bioassay (B), Vapor (V), Surface Water (SW),Sediment (SED), Sludge (SL), Caulk (CK), Leachate (LL), Biosolid (BS), Other (OT)

Specify Container Size **: 6 6 6 6 6 3 6

**Container Size: (1) 1L, (2) 500mL, (3) 250mL, (4) 125mL, (5) 100mL, (6) 40mL vial, (7) EnCore, (8) TerraCore, (9) 90mL, (10) Other

Identify Container Preservative Type***: 4 4 4 8 4 2 4

*** Preservative Types: (1) None, (2) HNO3, (3) H2SO4, (4) HCl, (5) NaOH, (6) Zn Acetate, (7) NaHSO4, (8) Sod. Thiosulfate, (9) Ascorbic Acid, (10) MeOH, (11) Other

Customer Sample ID	Matrix *	Comp / Grab	Composite Start Date	Composite Start Time	Collected or Composite End Date	Collected or Composite End Time	# Cont.	Res. Chlorine Results	Res. Chlorine Units	BTEXNM, DCA, OXY'S 8260D	EDB 8011	BTEXNM, DCA 524.2	EDB 504.1	OXYGENATES 8260D LOW LEVEL	LEAD 6010	BTEXNM, DCA, OXY'S 8260D LOW LEVEL	Sample Comment
DW-2	GW	G			6/29	12:25	6			X	X						Slight Odor
DW-3						12:15											No odor
DW-4						11:45											Slight odor
DW-5						12:28											No odor
DW-6						12:33											No odor
DDW-1 (83.5)						10:30											Sampled Hydrosleeve
DDW-1 (92.5)						10:35											Sampled Hydrosleeve
DDW-1 (102.5)						10:40											Sampled Hydrosleeve
DDW-1 (112.5)						10:45											Sampled Hydrosleeve
DDW-1 (119.5)						10:50											Sampled Hydrosleeve

Lab Use Only: Proj. Mgr: | AcctNum / Client ID: | Table #: | Profile / Template: | Prelog / Bottle Ord. ID:

Preservation non-conformance identified for sample.

Additional Instructions from Pace®:
PORT "J" VALUES

Collected By: (Printed Name) Troy Douglas
Signature: Troy Douglas

Customer Remarks / Special Conditions / Possible Hazards:

# Coolers:	Thermometer ID:	Correction Factor (°C):	Obs. Temp. (°C)	Corrected Temp. (°C)	On Ice:

Relinquished by/Company: (Signature)	Date/Time:	Received by/Company: (Signature)	Date/Time:	Tracking Number:
/MECI	7/1/26 930	Erick Herrera/Pace	7/1/26 930	
Erick Herrera/Pace	7/1/26 1344	Kya Fenlon/PACE	7/1/26 1344	Delivered by: [ ] In-Person [ ] Courier [ ] FedEx [ ] UPS [ ] Other

Submitting a sample via this chain of custody constitutes acknowledgment and acceptance of the Pace® Terms and Conditions found at https://www.pacelabs.com/resource-library/resource/pace-terms-and-conditions/

Pace® Location Requested (City/State):

CHAIN-OF-CUSTODY Analytical Request Document

Chain-of-Custody is a LEGAL DOCUMENT - Complete all relevant fields

LAB USE ONLY- Affix Workorder/Login Label Here

Scan QR Code for instructions

Company Name:	Midlands Environmental Consultants, Inc.
Address:	231 Dooley Road, Lexington, SC 29073
Pace Project #:	
Project Name:	UST Unknown 14324
Collection Info/Facility ID (as applicable):	UST #14324
Zone Collected:	[ ] AK [ ] PT [ ] MT [ ] CT [X] ET
Contact/Report To:	Bryan T. Shane, P.G.
Phone #:	803-808-2043
E-Mail:	jlc@meci.net
Cc E-Mail:	
Invoice To:	Lynn Shane
Invoice E-Mail:	lshane@meci.net
Purchase Order # (if applicable):	
Quote #:	
County / State origin of sample(s):	SOUTH CAROLINA
Regulatory Program (DW, RCRA, etc.) as applicable:	Reportable [ ] Yes [ ] No
Deliverables:	[ ] Level II [ ] Level III [ ] Level IV [ ] EQUIS [ ] Other
Rush (Pre-approval required):	[ ] Same Day [ ] 1 Day [ ] 2 Day [ ] 3 Day [ ] Other
Date Results Requested:	
DW PWSID # or WW Permit # as applicable:	
Field Filtered (if applicable):	[ ] Yes [ ] No
Analysis:	

Matrix Codes (Insert in Matrix box below): Drinking Water (DW), Ground Water (GW), Waste Water (WW), Product (P), Soil/Solid (SS), Oil (OL), Wipe (WP), Tissue (TS), Bioassay (B), Vapor (V), Surface Water (SW), Sediment (SED), Sludge (SL), Caulk (CK), Leachate (LL), Biosolid (BS), Other (OT)

Customer Sample ID	Matrix *	Comp / Grab	Composite Start Date	Composite Start Time	Collected or Composite End Date	Collected or Composite End Time	# Cont.	Res. Chlorine Results	Res. Chlorine Units	BTEXNM, DCA, OXY'S 8260D	EDB 8011	BTEXNM, DCA 524.2	EDB 504.1	OXYGENATES 8260D LOW LEVEL	LEAD 6010	BTEXNM, DCA, OXY'S 8260D LOW LEVEL	Sample Comment
MW-23																	Dry
MW-24	GW	G			6/29	13:28	6			X	X						Odor
MW-25	↓	↓			↓	13:18	↓			↓	↓						No Odor
MW-26						14:15											Sampled Below FPP
MW-27						12:30											No Odor
MW-28						12:48											No Odor
MW-29						12:58											Slight odor
MW-31																	Dry
MW-32																	Dry
DW-1	GW	G			6/29	13:32	6			X	X						Slight odor

Specify Container Size **: 6 6 6 6 6 3 6

Identify Container Preservative Type***: 4 4 4 8 4 2 4

**Container Size: (1) 1L, (2) 500mL, (3) 250mL, (4) 125mL, (5) 100mL, (6) 40mL vial, (7) EnCore, (8) TerraCore, (9) 90mL, (10) Other

*** Preservative Types: (1) None, (2) HNO3, (3) H2SO4, (4) HCl, (5) NaOH, (6) Zn Acetate, (7) NaHSO4, (8) Sod. Thiosulfate, (9) Ascorbic Acid, (10) MeOH, (11) Other

Lab Use Only: Proj. Mgr: | AcctNum / Client ID: | Table #: | Profile / Template: | Prelog / Bottle Ord. ID:

Preservation non-conformance identified for sample.

Additional Instructions from Pace®:
PORT "J" VALUES

Collected By: (Printed Name) Troy Douglas
Signature:

Customer Remarks / Special Conditions / Possible Hazards:

# Coolers:	Thermometer ID:	Correction Factor (°C):	Obs. Temp. (°C)	Corrected Temp. (°C)	On Ice:

Relinquished by/Company: (Signature)	Date/Time:	Received by/Company: (Signature)	Date/Time:	Tracking Number:
MECI	7/1/26 930	Erick Deerree/Pace	7/1/26 930	
Erick Deerree/Pace	7/1/26 1344	Kyle Carter/PACE	7/1/26 1344	Delivered by: [ ] In-Person [ ] Courier [ ] FedEX [ ] UPS [ ] Other
Relinquished by/Company: (Signature)	Date/Time:	Received by/Company: (Signature)	Date/Time:	
Relinquished by/Company: (Signature)	Date/Time:	Received by/Company: (Signature)	Date/Time:	

Submitting a sample via this chain of custody constitutes acknowledgment and acceptance of the Pace® Terms and Conditions found at https://www.pacelabs.com/resource-library/resource/pace-terms-and-conditions/

APPENDIX C:

TAX MAP

(Not Applicable)

APPENDIX D:

SOIL BORING/FIELD SCREENING LOGS & 1903 FORMS

(Not Applicable)

APPENDIX E:

WELL COMPLETION LOGS & 1903 FORMS

(Not Applicable)

APPENDIX F:

AQUIFER EVALUATION SUMMARY FORMS, DATA, GRAPHS, EQUATIONS

(Not Applicable)

APPENDIX G:

DISPOSAL MANIFEST

Midlands
Environmental
Consultants, Inc.

July 17, 2026

Re: Treatment of Purge Water
UST – Unknown 14324
Seneca, South Carolina
Oconee County
UST Permit# 14324
MECI Project# 26-8772

To Whom it May Concern;

Midlands Environmental Consultants, Inc. is providing the following letter as certification that treatment of the referenced purge water complied with the conditions of "Proposed Conditions for Use of Portable Activated Carbon Units for the Treatment of Small Volumes of Petroleum Hydrocarbon Contaminated Groundwater", as described in the following:

Applicability:

Groundwater treated was obtained as a result development of wells and sampling.

Conditions:

1. The purge/bail water from all wells is mixed before usage of the Activated Carbon Unit.

2. No free-product was detected in any of the purge water drums.

3. Analytical results of from well sampling show average concentrations of petroleum hydrocarbon constituents less than 5000 parts per billion (ppb) Benzene and less than 20,000 ppb total BTEX.

4. The existing carbon pack will be replaced/reactivated every 5,000 gallons.

5. Record of usage is maintained by Contractor.

6. Any and all recommendations and conditions issued by the Manufacturer have been adhered to.

7. Any and all recommendations and conditions (even on a site by site basis) issued by the SCDES must be adhered to.

All purge waters were treated on-site using an up-flow treatment drum loaded with 80 pounds of activated carbon. Carbon will be loaded to a maximum of 3 pounds of total organic compounds or 5,000 gallons of development/purge water, whichever occurs first.

Post Office Box 854, Lexington, SC 29071 • 231 Dooley Road, Lexington, SC 29073
Telephone: (803) 808-2043 • Fax: (803) 808-2048

- **A total of 353.50 gallons were treated on June 29, 2026 during groundwater sampling activities performed at the above referenced site.**

Midlands Environmental also tracks cumulative organic compounds adsorbed on the activated carbon to ensure the capacity of carbon mass is not over-charged. This data is available upon request.

Should you have any questions or comments, please contact the undersigned.

Sincerely,
Midlands Environmental Consultants, Inc.

Jeff L. Coleman
Senior Scientist

APPENDIX H:

LOCAL ZONING REGULATIONS

(Not Applicable)

APPENDIX I:

FATE AND TRANSPORT MODELING

(Not Applicable)

APPENDIX J:

ACCESS AGREEMENTS

(Not Applicable)

APPENDIX K:

DATA VERIFICATION CHECKLIST

Contractor Checklist

Item#	Item	Yes	No	N/A
1	Are Facility Name, Permit #, and address provided?	X		
2	Is UST Owner/Operator name, address, & phone number provided?	X		
3	Is name, address, & phone number of current property owner provided?	X		
4	Is the SCDES Certified UST Site Rehabilitation Contractor's Name, Address, telephone number, and certification number provided?	X		
5	Is the name, address, telephone number, and certification number of the well driller that installed borings/monitoring wells provided?			X
6	Is the name, address, telephone number, and certification number of the certified laboratory(ies) performing analytical analyses provided?	X		
7	Has the facility history been summarized?	X		
8	Has the regional geology and hydrogeology been described?	X		
9	Are the receptor survey results provided as required?	X		
10	Has current use of the site and adjacent land been described?	X		
11	Has the site-specific geology and hydrogeology been described?	X		
12	Has the primary soil type been described?	X		
13	Have field screening results been described?			X
14	Has a description of the soil sample collection and preservation been detailed?			X
15	Has the field screening methodology and procedure been detailed?			X
16	Has the monitoring well installation and development dates been provided?			X
17	Has the method of well development been detailed?			X
18	Has justification been provided for the locations of the monitoring wells?			X
19	Have the monitoring wells been labeled in accordance with the UST QAPP guidelines?	X		
20	Has the groundwater sampling methodology been detailed?	X		
21	Have the groundwater sampling dates and groundwater measurements been provided? (Table 2 & Figure 4/4A/4B)	X		
22	Has the purging methodology been detailed?	X		
23	Has the volume of water purged from each well been provided along with measurements to verify that purging is complete? (Appendix B)	X		
24	If free-product is present, has the thickness been provided?	X		
25	Does the report include a brief discussion of the assessment done and the results?	X		
26	Does the report include a brief discussion of the aquifer evaluation and results?			X
27	Does the report include a brief discussion of the fate & transport models used?			X

Item#	Item	Yes	No	N/A
28	Are the site-conceptual model tables included? (Tier 1 Risk Evaluation)			X
29	Have the exposure pathways been analyzed? (Tier 2 Risk Evaluation)			X
30	Have the SSTLs for each compound and pathway been calculated? (Tier 2 Risk Evaluation)			X
31	Have recommendations for further action been provided and explained?	X		
32	Has the soil analytical data for the site been provided in tabular format?			X
33	Has the potentiometric data for the site been provided in tabular format? (Table 2)	X		
34	Has the current and historical laboratory data been provided in tabular format? (Table 1)	X		
35	Have the aquifer characteristics been provided and summarized on the appropriate form? (Appendix F)			X
36	Have the Site conceptual model tables been included? (Tier 1 Risk Evaluation)			X
37	Has the topographic map been provided with all required elements? (Figure 1)	X		
38	Has the site base map been provided with all required elements? (Figure 2)	X		
39	Have the CoC site maps been provided? (Figures 3/3A/3B)	X		
40	Has the site potentiometric map been provided? (Figure 4/4A/4B)	X		
41	Have the geologic cross-sections been provided?			X
42	Have maps showing the predicted migration of the CoCs through time been provided? (Tier 2 Risk Evaluation)			X
43	Has the site survey been provided and include all necessary elements? (Appendix A)			X
44	Have the sampling logs, chain of custody forms, and the analytical data package been included with all required elements? (Appendix B)	X		
45	Is the laboratory performing the analyses properly certified?	X		
46	Has the tax map been included with all necessary elements? (Appendix C)			X
47	Have the soil boring/field screening logs been provided? (Appendix D)			X
48	Have the well completion logs and SCDES Form 1903 been provided? (Appendix E)			X
49	Have the aquifer evaluation forms, data, graphs, equations, etc. been provided? (Appendix F)			X
50	Have the disposal manifests been provided? (Appendix G)	X		
51	Has a copy of the local zoning regulations been provided? (Appendix H)			X
52	Has all fate and transport modeling been provided? (Appendix I)			X
53	Have copies of all access agreements obtained by the contractor been provided? (Appendix J)			X
54	Has a copy of this form been attached to the final report and are explanations for any missing or incomplete data been provided? (Appendix K)	X		

APPENDIX L:

DETAILED RECEPTOR INFORMATION



Permit#-Receptor Name: (14324-SW01)
Parcel ID: 520-24-04-022
Property Owner Name: Wayne & Brenda Frady
Property Owner Address: 430 E North 5th Street, Seneca, SC 29678
SW Details: Sample collected from creek located approximately 900' north/northeast of the site. GPS- 34.689108, -82.946114



Permit#-Receptor Name: (14324-SW02)
Parcel ID: 520-30-02-017
Property Owner Name: Deborah S. Manley
Property Owner Address: 55 Meadow Crest Road, Tryon, NC 28782
SW Details: Sample collected from creek located approximately 750' north/northeast of the site. GPS- 34.688505, -82.945634



Permit#-Receptor Name: (14324-SW03)
Parcel ID: 520-30-02-017
Property Owner Name: Deborah S. Manley
Property Owner Address: 55 Meadow Crest Road, Tryon, NC 28782
SW Details: Sample collected from creek located approximately 650' northeast of the site. GPS- 34.688169, -82.945495



Permit#-Receptor Name: (14324-SW04)
Parcel ID: 520-30-02-006
Property Owner Name: Deborah S. Manley
Property Owner Address: 55 Meadow Crest Road, Tryon, NC 28782
SW Details: Sample collected from creek located approximately 600' east of the site. GPS- 34.687784, -82.945225

APPENDIX M:

PHOTOS


14324-EP04
FPP
6/29/2026


14324-EP12
FPP
6/29/2026


14324-EP16
FPP
6/29/2026


14324-MW26
FPP
6/29/2026


14324-RW01
FPP
6/29/2026


14324-RW02
FPP
6/29/2026


14324-RW03
FPP
6/29/2026


14324-RW04
FPP
6/29/2026


14324-RW05
FPP
6/29/2026

Shallow

Domenico Model

UST # 14324
Site Name: Unknown UST
Modeler: Erin Jezek
Date: 10.6.25

Groundwater Flow Parameters

K	150	ft/yr
dh/dx	0.0274	
θeff	0.32	dec. %
v_x	12.84375	ft/yr

Transport Parameters

x_{max}	285	ft
$y_{max/2}$	94	ft
z	0	ft
Source Width	62	ft
Source Thickness	40	ft
Plume Length	312	ft
α_x	14.1315887	ft
α_y	1.41315887	ft
α_z	1.00E-99	ft

Simulation Time

t_{sim} 50 yrs

Aquifer Characteristics

ρ_d	1.6	kg/L
f_{oc}	0.0002	



Source Area CoC Data

CoC	C_{source} (mg/L)	K_{oc} (L/kg)
Benzene	21.5	81
Toluene	26.1	133
Ethylbenzene	2.18	176
Xylenes	10.9	639
Naphthalene		1543
MtBE		11
EDB	0.232	28
1,2-DCA	0.515	17.5

Retarded Velocity (ft/yr)

CoC	R	v_R
Benzene	1.081	11.88
Toluene	1.133	11.34
Ethylbenzene	1.176	10.92
Xylenes	1.639	7.84
Naphthalene	2.543	5.05
MtBE	1.011	12.70
EDB	1.028	12.49
1,2-DCA	1.018	12.62

Simulation Points for Breakthrough Curves

x		ft
y		ft
z		ft

x		ft
y		ft
z		ft

$$C(x,y,z,t) = \left(\frac{C_0}{8}\right)\exp\left[\left(\frac{x}{2\alpha_x}\right)\left(1-\sqrt{1+\frac{4\lambda\alpha_x}{v}}\right)\right] erfc\left[\frac{x-vt\sqrt{1+\frac{4\lambda\alpha_x}{v}}}{2\sqrt{\alpha_x vt}}\right]\left\{erf\left[\frac{y+\frac{Y}{2}}{2\sqrt{\alpha_y x}}\right]-erf\left[\frac{y-\frac{Y}{2}}{2\sqrt{\alpha_y x}}\right]\right\}\left\{erf\left[\frac{z+Z}{2\sqrt{\alpha_z x}}\right]-erf\left[\frac{z-Z}{2\sqrt{\alpha_z x}}\right]\right\}$$

Benzene Calibration

Spatial Calibration Data (centerline)

x	C_{obs} (mg/L)	C_{sim} (mg/L)	
0	21.5	21.5	4
28.5		14.024	
57	9.41	9.024	2
85.5		5.701	
114	4.93	3.572	13
142.5		2.234	
171		1.398	
199.5		0.876	
228		0.550	
256.5		0.347	
285	0.218	0.219	29

Temporal Calibration Data

t (yrs)	C_{obs} (mg/L)	C_{sim} (mg/L)	C_{obs} (mg/L)	C_{sim} (mg/L)
0		21.5		21.5
5		21.500		21.500
10		21.500		21.500
15		21.500		21.500
20		21.500		21.500
25		21.500		21.500
30		21.500		21.500
35		21.500		21.500
40		21.500		21.500
45		21.500		21.500
50		21.500		21.500

Site ID 14324

Site Name Unknown UST

Model Calibration Parameters

$t_{1/2}$	3.215	yrs	λ	0.21555	yr^{-1}
v_x	12.84375	ft/yr			
R	1.081				
v_R	11.881	ft/yr	C_{source}	21.5	mg/L
L_p	312	ft			
α_x	14.13159	ft	t_{sim}	50	yrs
α_y	1.413159	ft			
α_z	1E-99	ft			

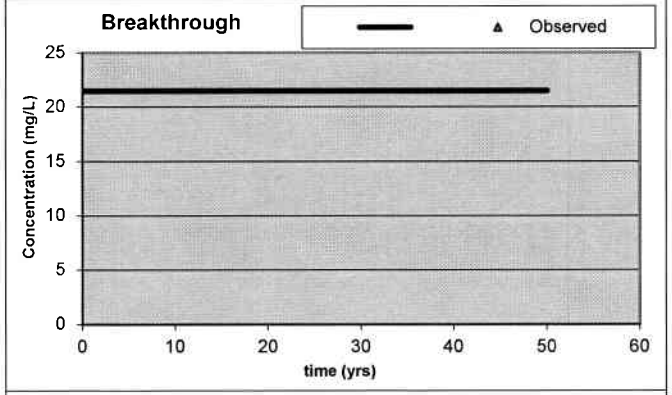

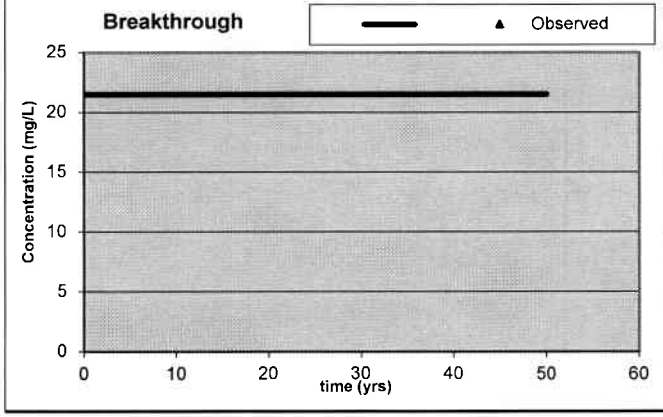

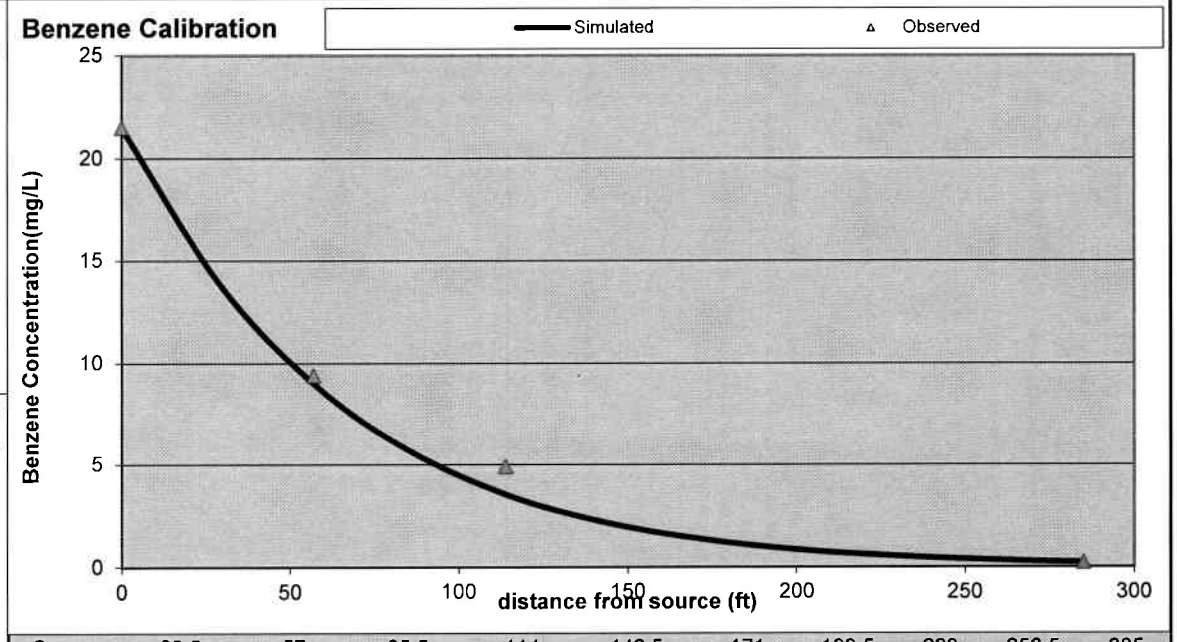

Source	28.5	57	85.5	114	142.5	171	199.5	228	256.5	285
94	1.5619E-11	3.1691E-06	0.00015128	0.00087467	0.00215594	0.003456	0.004323	0.004625	0.004453	0.003982
47	0.52358043	0.94988526	0.90647865	0.72686145	0.54116108	0.3873589	0.270724	0.186224	0.12666	0.085427
0	14.0237548	9.02374116	5.70065381	3.57206702	2.23385156	1.3979234	0.876316	0.550473	0.34652	0.218575
47	0.52358043	0.94988526	0.90647865	0.72686145	0.54116108	0.3873589	0.270724	0.186224	0.12666	0.085427
94	1.5619E-11	3.1691E-06	0.00015128	0.00087467	0.00215594	0.003456	0.004323	0.004625	0.004453	0.003982

Toluene Calibration

Spatial Calibration Data

(centerline)

x	C_{obs} (mg/L)	C_{sim} (mg/L)	
0	26.1	26.1	4
28.5		21.535	
57	23.3	17.529	2
85.5		14.008	
114	11	11.103	13
142.5		8.784	
171		6.953	
199.5		5.513	
228		4.380	
256.5		3.487	
285	2.79	2.781	29

Temporal Calibration Data

	0		0	
t (yrs)	C_{obs} (mg/L)	C_{sim} (mg/L)	C_{obs} (mg/L)	C_{sim} (mg/L)
0		26.1		26.1
5		26.100		26.100
10		26.100		26.100
15		26.100		26.100
20		26.100		26.100
25		26.100		26.100
30		26.100		26.100
35		26.100		26.100
40		26.100		26.100
45		26.100		26.100
50		26.100		26.100

Site ID 14324

Site Name Unknown UST

Model Calibration Parameters

$t_{1/2}$	8.3	yrs	λ	0.08349	yr^{-1}
v_x	12.84375	ft/yr			
R	1.133				
v_R	11.336	ft/yr	C_{source}	26.1	mg/L
L_p	312	ft			
α_x	14.13159	ft	t_{sim}	50	yrs
α_y	1.413159	ft			
α_z	1E-99	ft			

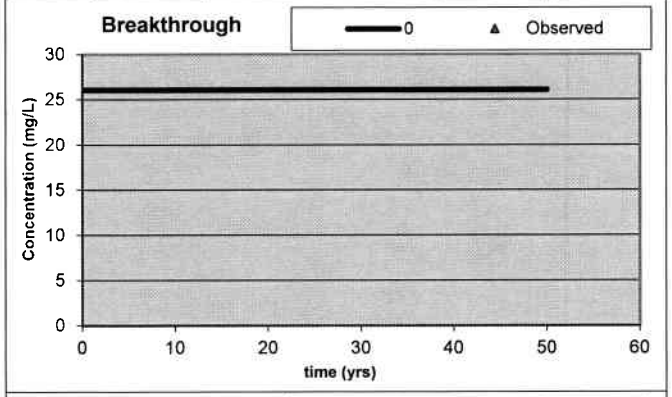

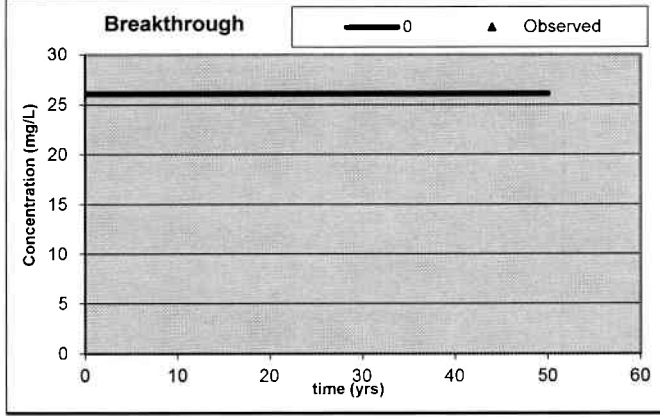

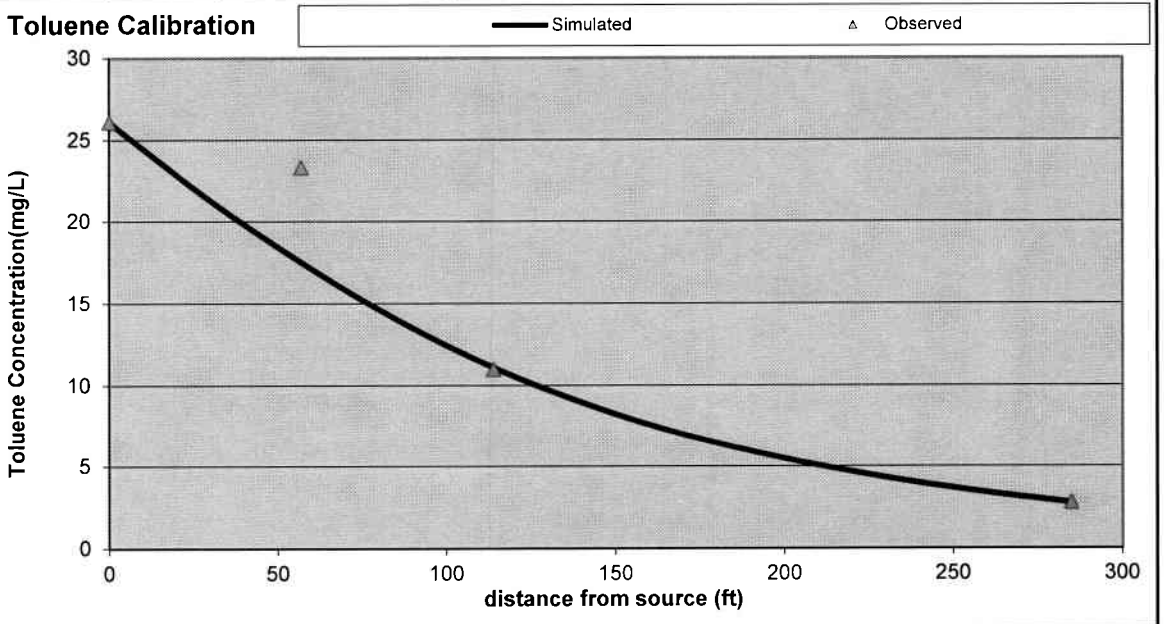

Source	28.5	57	85.5	114	142.5	171	199.5	228	256.5	285
94	2.3984E-11	6.1562E-06	0.00037172	0.00271879	0.00847715	0.0171895	0.027198	0.036801	0.044817	0.050658
47	0.80402361	1.84518455	2.22745626	2.25935939	2.12784514	1.9266422	1.703237	1.481883	1.274633	1.086878
0	21.5352395	17.5289252	14.0080046	11.1033308	8.78350342	6.9529793	5.513264	4.380413	3.487185	2.780912
47	0.80402361	1.84518455	2.22745626	2.25935939	2.12784514	1.9266422	1.703237	1.481883	1.274633	1.086878
94	2.3984E-11	6.1562E-06	0.00037172	0.00271879	0.00847715	0.0171895	0.027198	0.036801	0.044817	0.050658

Ethylbenzene Calibration

Spatial Calibration Data

(centerline)

x	C_{obs} (mg/L)	C_{sim} (mg/L)	
0	2.18	2.18	4
28.5		1.618	
57	1.6	1.185	2
85.5		0.852	
114	0.675	0.608	13
142.5		0.433	
171		0.308	
199.5		0.220	
228		0.157	
256.5		0.113	
285	0.0814	0.081	29

Temporal Calibration Data

		0		0
t (yrs)	C_{obs} (mg/L)	C_{sim} (mg/L)	C_{obs} (mg/L)	C_{sim} (mg/L)
0		2.18		2.18
5		2.180		2.180
10		2.180		2.180
15		2.180		2.180
20		2.180		2.180
25		2.180		2.180
30		2.180		2.180
35		2.180		2.180
40		2.180		2.180
45		2.180		2.180
50		2.180		2.180

Site ID 14324

Site Name Unknown UST

Model Calibration Parameters

$t_{1/2}$	5.3	yrs	λ	0.13075	yr^{-1}
v_x	12.84375	ft/yr			
R	1.176				
v_R	10.922	ft/yr	C_{source}	2.18	mg/L
L_p	312	ft			
α_x	14.13159	ft	t_{sim}	50	yrs
α_y	1.413159	ft			
α_z	1E-99	ft			

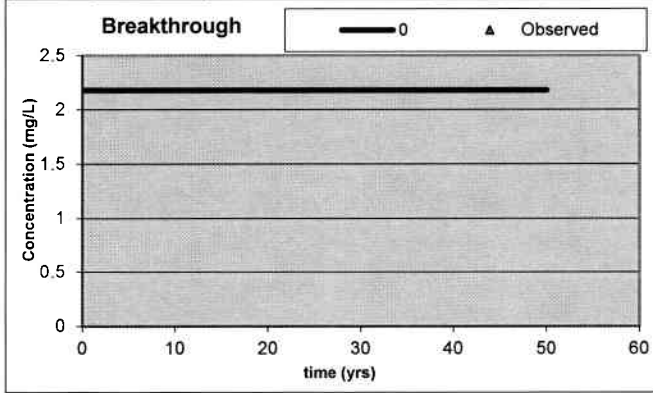

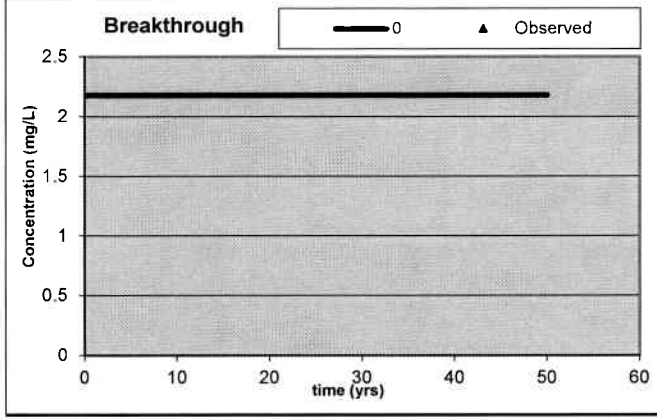

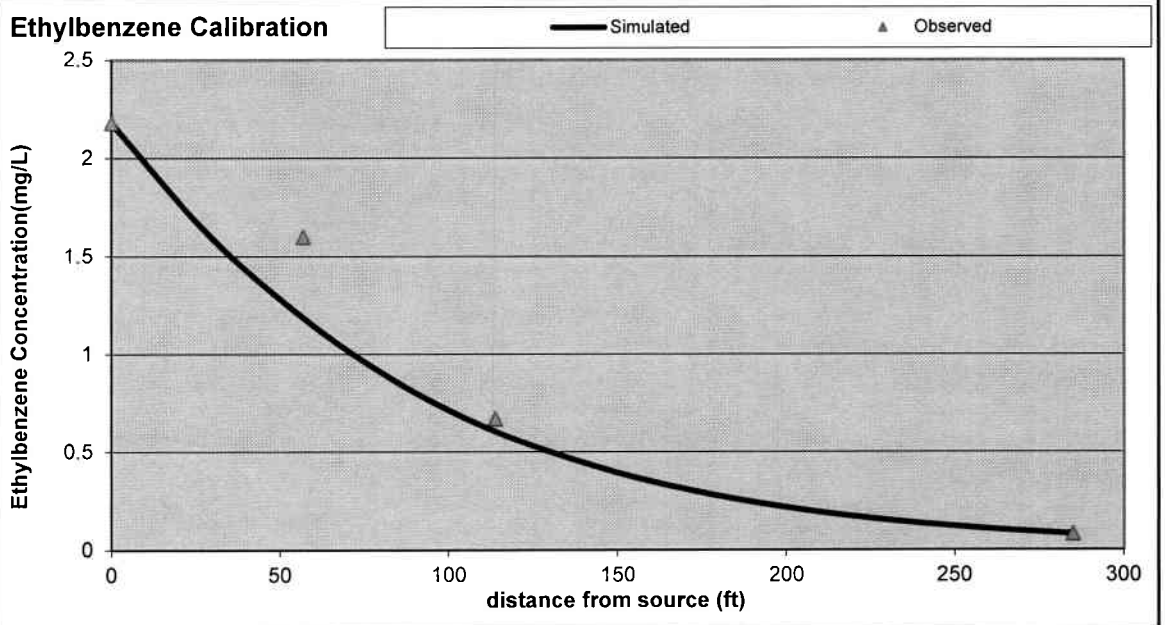

Source	28.5	57	85.5	114	142.5	171	199.5	228	256.5	285
94	1.8024E-12	4.1624E-07	2.2613E-05	0.00014881	0.00041746	0.0007616	0.001084	0.00132	0.001447	0.001472
47	0.0604217	0.1247591	0.13550337	0.12366176	0.10478547	0.0853645	0.067901	0.053157	0.041145	0.031578
0	1.61835528	1.18518924	0.85215224	0.6077198	0.43254256	0.3080684	0.219791	0.157131	0.112567	0.080796
47	0.0604217	0.1247591	0.13550337	0.12366176	0.10478547	0.0853645	0.067901	0.053157	0.041145	0.031578
94	1.8024E-12	4.1624E-07	2.2613E-05	0.00014881	0.00041746	0.0007616	0.001084	0.00132	0.001447	0.001472

Xylenes Calibration

Spatial Calibration Data (centerline)

x	C_{obs} (mg/L)	C_{sim} (mg/L)	
0	10.9	10.9	4
28.5		8.235	
57	9.51	6.138	2
85.5		4.491	
114	3.86	3.259	13
142.5		2.360	
171		1.710	
199.5		1.240	
228		0.900	
256.5		0.653	
285	0.472	0.472	29

Temporal Calibration Data

	0		0	
t (yrs)	C_{obs} (mg/L)	C_{sim} (mg/L)	C_{obs} (mg/L)	C_{sim} (mg/L)
0		10.9		10.9
5		10.900		10.900
10		10.900		10.900
15		10.900		10.900
20		10.900		10.900
25		10.900		10.900
30		10.900		10.900
35		10.900		10.900
40		10.900		10.900
45		10.900		10.900
50		10.900		10.900

Site ID 14324

Site Name Unknown UST

Model Calibration Parameters

$t_{1/2}$	7.91	yrs	λ	0.08761	yr^{-1}
v_x	12.84375	ft/yr			
R	1.639				
v_R	7.836	ft/yr	C_{source}	10.9	mg/L
L_p	312	ft			
α_x	14.13159	ft	t_{sim}	50	yrs
α_y	1.413159	ft			
α_z	1E-99	ft			

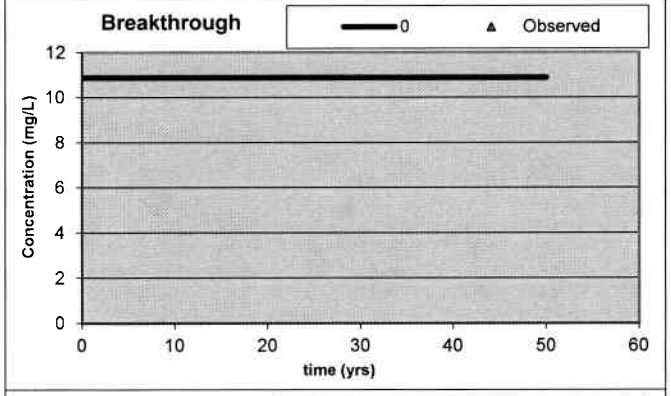

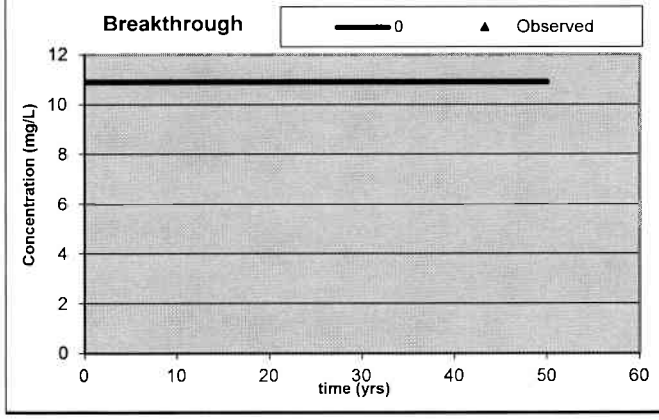

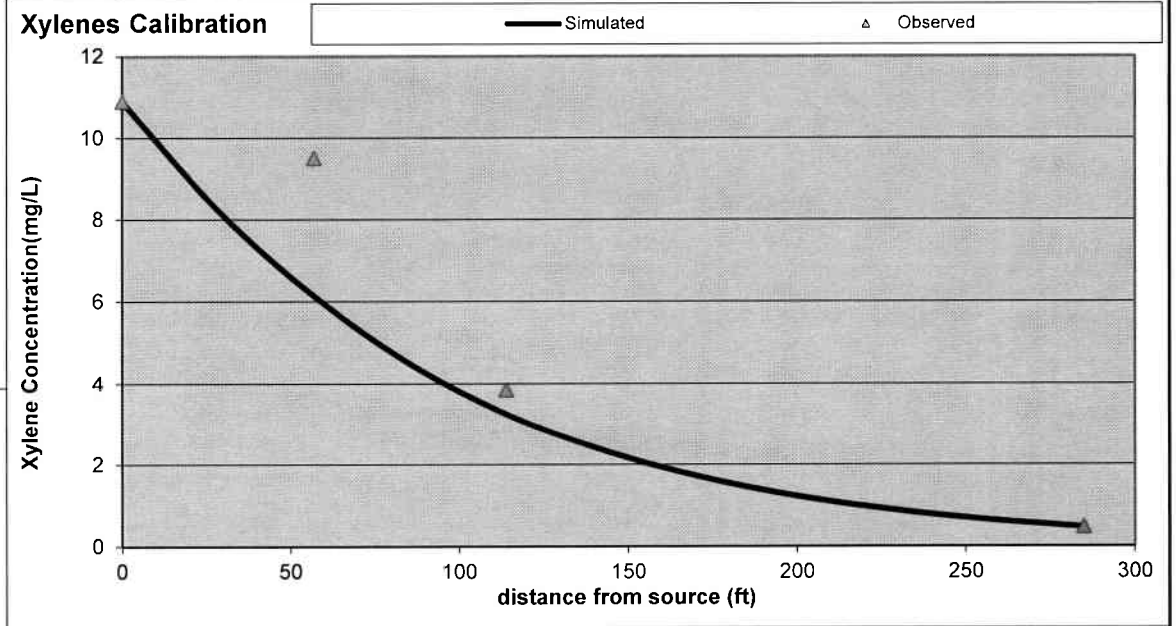

Source	28.5	57	85.5	114	142.5	171	199.5	228	256.5	285
94	9.1716E-12	2.1555E-06	0.00011917	0.00079806	0.00227799	0.0042274	0.006117	0.007559	0.008386	0.008596
47	0.30745686	0.6460742	0.71411996	0.66320064	0.57179599	0.473816	0.383086	0.304402	0.23851	0.184432
0	8.23502815	6.13759007	4.49095046	3.25921415	2.36030899	1.709935	1.240024	0.899807	0.652523	0.471891
47	0.30745686	0.6460742	0.71411996	0.66320064	0.57179599	0.473816	0.383086	0.304402	0.23851	0.184432
94	9.1716E-12	2.1555E-06	0.00011917	0.00079806	0.00227799	0.0042274	0.006117	0.007559	0.008386	0.008596

EDB Calibration

Spatial Calibration Data (centerline)

x	C_{obs} (mg/L)	C_{sim} (mg/L)	
0	0.232	0.23200	4
28.5		0.18770	
57	0.1	0.14980	2
85.5		0.11738	
114	0.0381	0.09123	13
142.5		0.07077	
171		0.05493	
199.5		0.04271	
228		0.03328	
256.5		0.02598	
285	0.0203	0.02032	29

Temporal Calibration Data

	0		0	
t (yrs)	C_{obs} (mg/L)	C_{sim} (mg/L)	C_{obs} (mg/L)	C_{sim} (mg/L)
0		0.23200		0.23200
5		0.23200		0.23200
10		0.23200		0.23200
15		0.23200		0.23200
20		0.23200		0.23200
25		0.23200		0.23200
30		0.23200		0.23200
35		0.23200		0.23200
40		0.23200		0.23200
45		0.23200		0.23200
50		0.23200		0.23200

Site ID 14324

Site Name Unknown UST

Model Calibration Parameters

$t_{1/2}$	6.77	yrs	λ	0.10236	yr^{-1}
v_x	12.84375	ft/yr			
R	1.028				
v_R	12.494	ft/yr	C_{source}	0.232	mg/L
L_p	312	ft			
α_x	14.13159	ft	t_{sim}	50	yrs
α_y	1.413159	ft			
α_z	1E-99	ft			

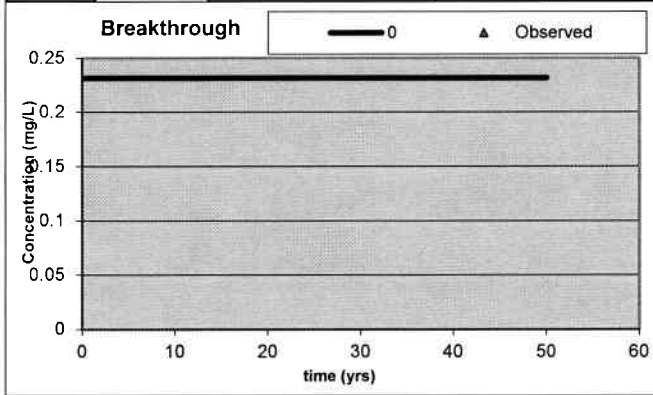

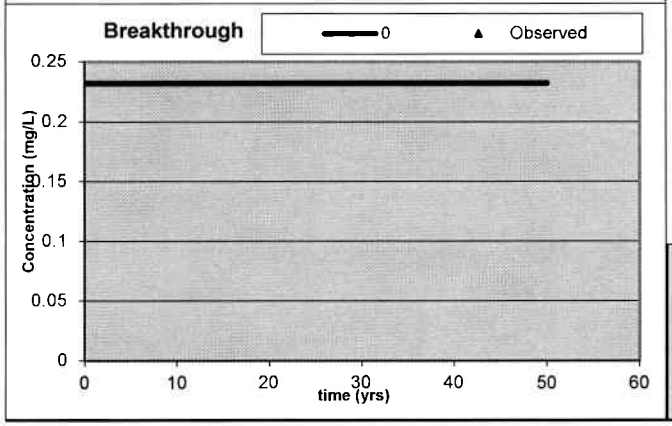

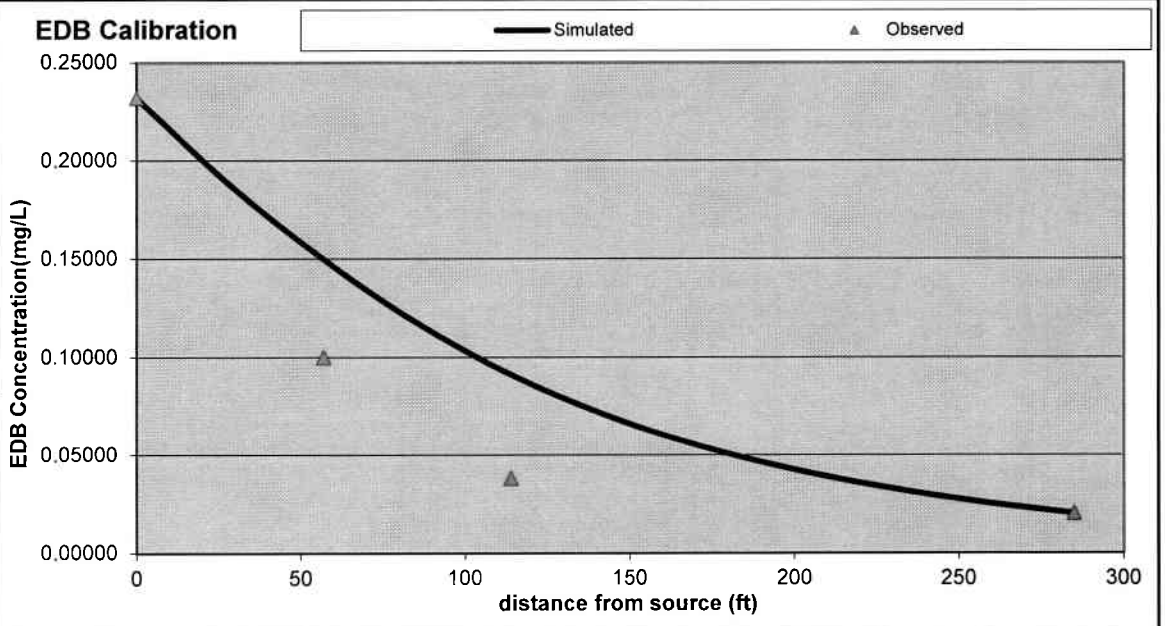

Source	28.5	57	85.5	114	142.5	171	199.5	228	256.5	285
94	2.0904E-13	5.2612E-08	3.115E-06	2.2339E-05	6.8298E-05	0.0001358	0.000211	0.00028	0.000334	0.00037
47	0.00700774	0.01576923	0.0186656	0.01856439	0.01714352	0.0152206	0.013194	0.011257	0.009496	0.007943
0	0.18769763	0.14980491	0.11738402	0.09123231	0.07076651	0.0549288	0.042709	0.033276	0.02598	0.020324
47	0.00700774	0.01576923	0.0186656	0.01856439	0.01714352	0.0152206	0.013194	0.011257	0.009496	0.007943
94	2.0904E-13	5.2612E-08	3.115E-06	2.2339E-05	6.8298E-05	0.0001358	0.000211	0.00028	0.000334	0.00037

1,2-DCA Calibration

Spatial Calibration Data (centerline)

x	C_{obs} (mg/L)	C_{sim} (mg/L)	
0	0.515	0.515	4
28.5		0.422	
57	0.258	0.341	2
85.5		0.270	
114	0.0824	0.213	13
142.5		0.167	
171		0.131	
199.5		0.103	
228		0.081	
256.5		0.064	
285	0.0515	0.051	29

Temporal Calibration Data

	0		0	
t (yrs)	C_{obs} (mg/L)	C_{sim} (mg/L)	C_{obs} (mg/L)	C_{sim} (mg/L)
0		0.515		0.515
5		0.515		0.515
10		0.515		0.515
15		0.515		0.515
20		0.515		0.515
25		0.515		0.515
30		0.515		0.515
35		0.515		0.515
40		0.515		0.515
45		0.515		0.515
50		0.515		0.515

Site ID 14324

Site Name Unknown UST

Model Calibration Parameters

$t_{1/2}$	7.15	yrs	λ	0.09692	yr^{-1}
v_x	12.84375	ft/yr			
R	1.018				
v_R	12.623	ft/yr	C_{source}	0.515	mg/L
L_p	312	ft			
α_x	14.13159	ft	t_{sim}	50	yrs
α_y	1.413159	ft			
α_z	1E-99	ft			

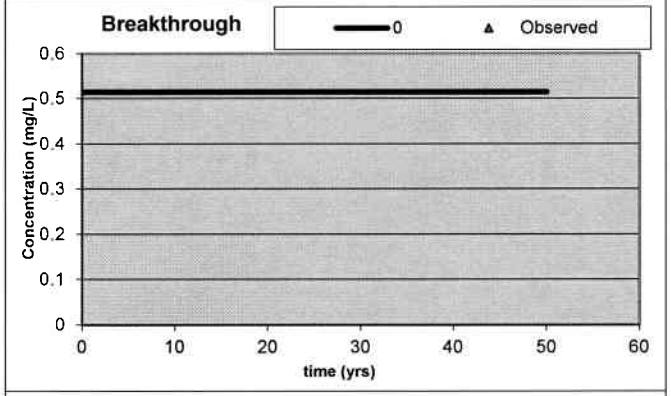

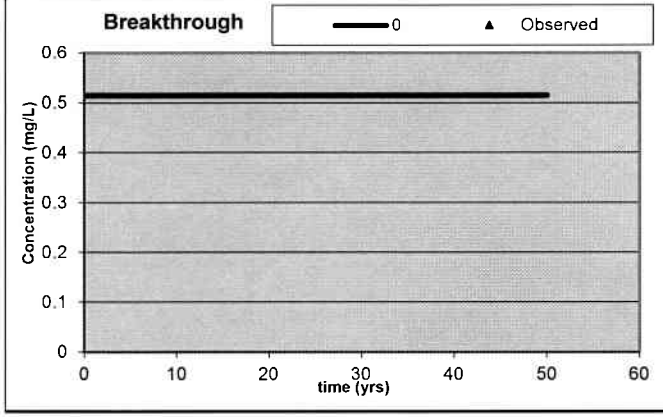

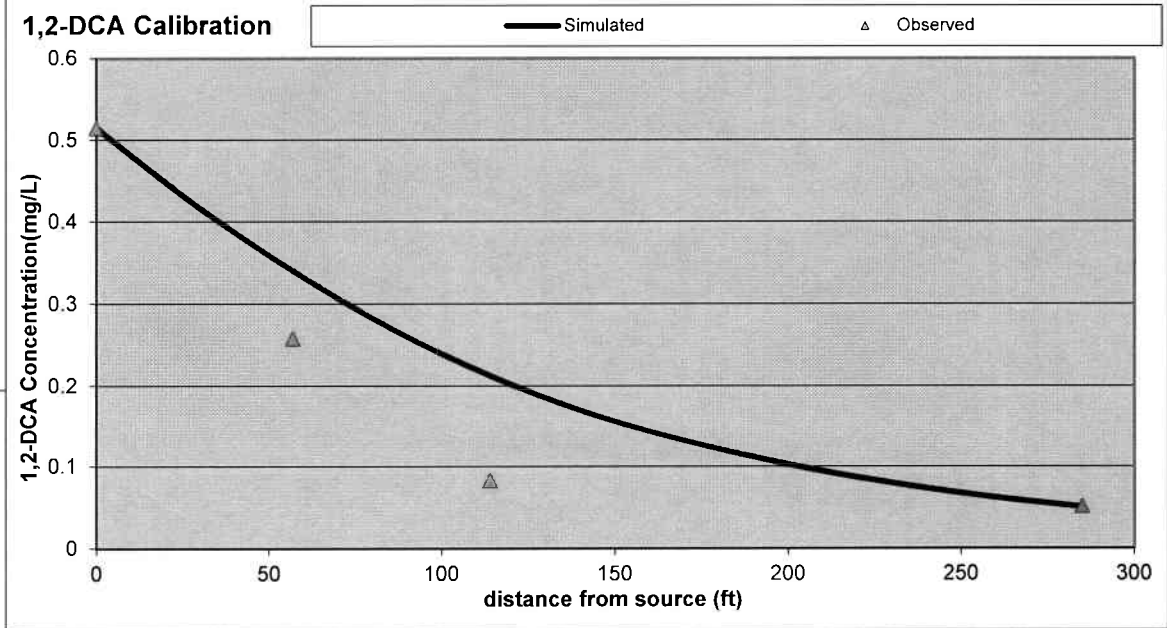

Source	28.5	57	85.5	114	142.5	171	199.5	228	256.5	285
94	4.6973E-13	1.1967E-07	7.1722E-06	5.2067E-05	0.00016114	0.0003243	0.000509	0.000684	0.000827	0.000928
47	0.01574672	0.0358687	0.04297737	0.04326847	0.04044675	0.0363502	0.031897	0.027548	0.023524	0.019918
0	0.42176538	0.34074624	0.27027564	0.21263731	0.16695961	0.1311828	0.103249	0.081431	0.064357	0.050964
47	0.01574672	0.0358687	0.04297737	0.04326847	0.04044675	0.0363502	0.031897	0.027548	0.023524	0.019918
94	4.6973E-13	1.1967E-07	7.1722E-06	5.2067E-05	0.00016114	0.0003243	0.000509	0.000684	0.000827	0.000928

SSTLs Final

SSTLs in mg/L				RBSLs (mg/L):	0.005	1.000	0.700	10.0000			0.00005	0.005
MW #	x (ft)	y (ft)	z (ft)		Benzene SSTL	Toluene SSTL	Ethylbenzene SSTL	Xylenes SSTL			EDB SSTL	1,2-DCA SSTL
MW1	640				44.39	26.54	3.7	21.68			0.0107825	0.820088398
MW2	580				44.39	26.54	3.7	21.68			0.0066343	0.517698514
MW4	630				44.39	26.54	3.7	21.68			0.0099463	0.759730059
MW13	515				19.13973	26.54	3.7	21.68			0.0039045	0.313269707
MW19 R	495				13.96494	26.54	3.7	21.68			0.0033137	0.268152227
MW20	555				35.90342	26.54	3.7	21.68			0.0054134	0.426971163
MW22	570				44.39	26.54	3.7	21.68			0.0061164	0.479333955
MW24	595				44.39	26.54	3.7	21.68			0.0074930	0.580973444
MW25	675				44.39	26.54	3.7	21.68			0.0142937	1.070992235
MW26	665				44.39	26.54	3.7	21.68			0.0131889	0.992447993
MW27	490				12.90571	26.54	3.7	21.68			0.0031803	0.257907685
MW29	450				6.858364	26.54	3.7	21.68			0.0022866	0.188635227
EP 4	660				44.39	26.54	3.7	21.68			0.0126686	0.955335176
EP 12	610				44.39	26.54	3.7	21.68			0.0084612	0.651845115
EP 16	630				44.39	26.54	3.7	21.68			0.0099463	0.759730059
EP 20	604				44.39	26.54	3.7	21.68			0.0080599	0.622529424

Shallow

Domenico Model

UST # 14324
Site Name: Unknown UST
Modeler: Erin Jezek
Date: 10.6.25

Groundwater Flow Parameters

K	200	ft/yr
dh/dx	0.0274	
θeff	0.32	dec. %
v_x	17.125	ft/yr

Transport Parameters

x_{max}	285	ft
$y_{max/2}$	94	ft
z	0	ft
Source Width	62	ft
Source Thickness	40	ft
Plume Length	312	ft
α_x	14.1315887	ft
α_y	1.41315887	ft
α_z	1.00E-99	ft

Simulation Time

t_{sim} 50 yrs

Aquifer Characteristics

ρ_d	1.6	kg/L
f_{oc}	0.0002	

Source Area CoC Data

CoC	C_{source} (mg/L)	K_{oc} (L/kg)
Benzene		81
Toluene		133
Ethylbenzene		176
Xylenes		639
Naphthalene	1.05	1543
MtBE		11
EDB		28
1,2-DCA		17.5

Retarded Velocity (ft/yr)

CoC	R	v_R
Benzene	1.081	15.84
Toluene	1.133	15.11
Ethylbenzene	1.176	14.56
Xylenes	1.639	10.45
Naphthalene	2.543	6.73
MtBE	1.011	16.94
EDB	1.028	16.66
1,2-DCA	1.018	16.83

Simulation Points for Breakthrough Curves

x		ft
y		ft
z		ft

x		ft
y		ft
z		ft

$$C(x,y,z,t) = \left(\frac{C_0}{8}\right)\exp\left[\left(\frac{x}{2\alpha_x}\right)\left(1-\sqrt{1+\frac{4\lambda\alpha_x}{v}}\right)\right] erfc\left[\frac{x-vt\sqrt{1+\frac{4\lambda\alpha_x}{v}}}{2\sqrt{\alpha_x vt}}\right]\left\{erf\left[\frac{y+\frac{Y}{2}}{2\sqrt{\alpha_y x}}\right]-erf\left[\frac{y-\frac{Y}{2}}{2\sqrt{\alpha_y x}}\right]\right\}\left\{erf\left[\frac{z+Z}{2\sqrt{\alpha_z x}}\right]-erf\left[\frac{z-Z}{2\sqrt{\alpha_z x}}\right]\right\}$$

Naphthalene Calibration

Spatial Calibration Data (centerline)

x	C_{obs} (mg/L)	C_{sim} (mg/L)	
0	1.05	1.05	4
28.5		0.764	
57	0.471	0.549	2
85.5		0.387	
114	0.383	0.271	13
142.5		0.189	
171		0.132	
199.5		0.092	
228		0.064	
256.5		0.044	
285	0.195	0.030	29

Temporal Calibration Data

		0		0
t (yrs)	C_{obs} (mg/L)	C_{sim} (mg/L)	C_{obs} (mg/L)	C_{sim} (mg/L)
0		1.05		1.05
5		1.050		1.050
10		1.050		1.050
15		1.050		1.050
20		1.050		1.050
25		1.050		1.050
30		1.050		1.050
35		1.050		1.050
40		1.050		1.050
45		1.050		1.050
50		1.050		1.050

Site ID 14324

Site Name Unknown UST

Model Calibration Parameters

$t_{1/2}$	8	yrs
v_x	17.125	ft/yr
R	2.543	
v_R	6.734	ft/yr
L_p	312	ft
α_x	14.13159	ft
α_y	1.413159	ft
α_z	1E-99	ft

λ 0.08663 yr^{-1}

C_{source} 1.05 mg/L

t_{sim} 50 yrs

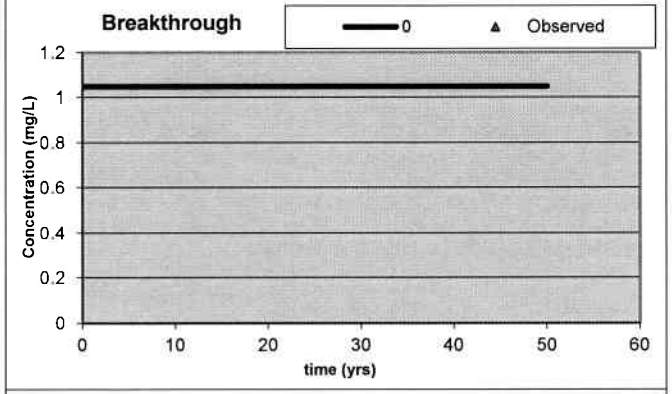

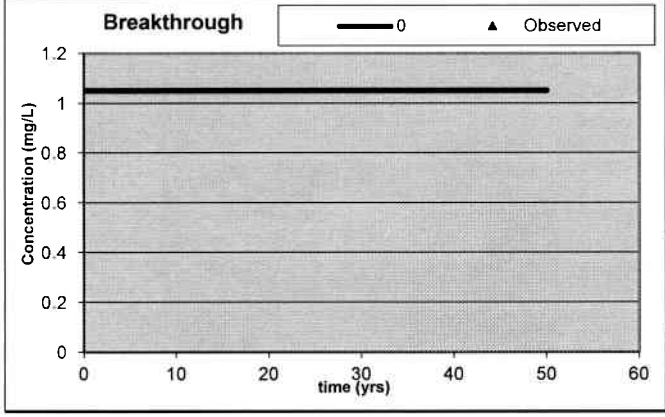

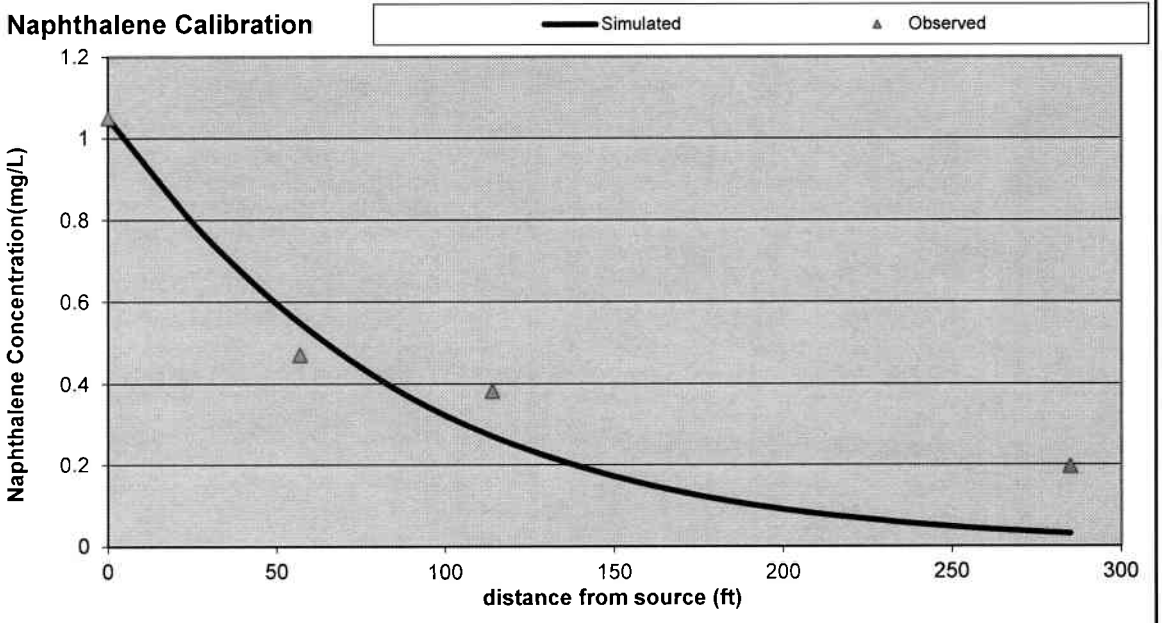

Source	28.5	57	85.5	114	142.5	171	199.5	228	256.5	285
94	8.5138E-13	1.9282E-07	1.0272E-05	6.6278E-05	0.00018222	0.0003255	0.000453	0.000537	0.000568	0.000553
47	0.02854067	0.05779291	0.06155421	0.0550778	0.04573979	0.036484	0.028356	0.021606	0.016164	0.011856
0	0.76444299	0.5490224	0.38710147	0.27067276	0.18880865	0.1316655	0.091787	0.063866	0.044222	0.030336
47	0.02854067	0.05779291	0.06155421	0.0550778	0.04573979	0.036484	0.028356	0.021606	0.016164	0.011856
94	8.5138E-13	1.9282E-07	1.0272E-05	6.6278E-05	0.00018222	0.0003255	0.000453	0.000537	0.000568	0.000553

SSTLs t 1000 yrs

UST Permit # 14324
Site Name: Unknown UST

SSTLs in mg/L		RBSLs (mg/L):							0.025		
MW #	x (ft)	y (ft)	z (ft)						Naphthalene SSTL		
MW1	640	0	0						57.598		
MW2	580	0	0						28.382		
MW4	630	0	0						51.201		
MW13	515	0	0						13.132		
MW19 R	495	0	0						10.350		
MW20	555	0	0						21.112		
MW22	570	0	0						25.216		
MW24	595	0	0						33.886		
MW25	675	0	0						86.915		
MW26	665	0	0						77.283		
MW27	490	0	0						9.751		
MW29	450	0	0						6.046		
EP 4	660	0	0						72.873		
EP 12	610	0	0						40.448		
EP 16	630	0	0						51.201		
EP 20	604	0	0						37.684		
			λ (yr^{-1}):						0.087		
			R:						2.543		
			Pure Substance Solubility:						31		
			Effective Solubility:						6.7		

Shallow

Domenico Model (Oxygenates)

UST # 14324 - Shallow
Site Name: Unknown UST 14324
Modeler: Erin Jezek
Date: 8.20.2026

Groundwater Flow Parameters

K	150	ft/yr
dh/dx	0.0274	
θ	0.32	dec. %
v_x	12.84375	ft/yr

Transport Parameters

x_{max}	209	ft
y_{max}	94	ft
z	0	ft
Source Width	62	ft
Source Thickness	40	ft
Plume Length	312	ft
α_x	14.13159	ft
α_y	1.413159	ft
α_z	1.00E-99	ft

Simulation Time

t_{sim} 50 yrs

Aquifer Characteristics

ρ_d	1.6	kg/L
f_{oc}	0.0002	

Source Area CoC Data

CoC	C_{source} (mg/L)	K_{oc} (L/kg)
tBA	0.837	1
tAA		1
DIPE		1.5
tAME		1.5
EtBE		1.5
Ethanol		0.5

Retarded Velocity (ft/yr)

CoC	R	v_R
tBA	1.001	12.83
tAA	1.001	12.83
DIPE	1.002	12.82
tAME	1.002	12.82
EtBE	1.002	12.82
Ethanol	1.001	12.84

Simulation Points for Breakthrough Curves

x		ft
y		ft
z		ft

x		ft
y		ft
z		ft

$$C(x,y,z,t) = \left(\frac{C_0}{8}\right)\exp\left[\left(\frac{x}{2\alpha_x}\right)\left(1-\sqrt{1+\frac{4\lambda\alpha_x}{v}}\right)\right] erfc\left[\frac{x-vt\sqrt{1+\frac{4\lambda\alpha_x}{v}}}{2\sqrt{\alpha_x vt}}\right]\left\{erf\left[\frac{y+\frac{Y}{2}}{2\sqrt{\alpha_y x}}\right]-erf\left[\frac{y-\frac{Y}{2}}{2\sqrt{\alpha_y x}}\right]\right\}\left\{erf\left[\frac{z+Z}{2\sqrt{\alpha_z x}}\right]-erf\left[\frac{z-Z}{2\sqrt{\alpha_z x}}\right]\right\}$$

tAA Calibration

Spatial Calibration Data (centerline)

x	C_{obs} (mg/L)	C_{sim} (mg/L)
0	0.837	0.837
20.9		0.664
41.8		0.525
62.7		0.410
83.6		0.318
104.5		0.245
125.4		0.189
146.3		0.145
167.2		0.112
188.1		0.086
209	0.0656	0.066

Temporal Calibration Data

	0		0	
t (yrs)	C_{obs} (mg/L)	C_{sim} (mg/L)	C_{obs} (mg/L)	C_{sim} (mg/L)
0		0.837		0.837
5		0.837		0.837
10		0.837		0.837
15		0.837		0.837
20		0.837		0.837
25		0.837		0.837
30		0.837		0.837
35		0.837		0.837
40		0.837		0.837
45		0.837		0.837
50		0.837		0.837

Site ID 14324 - Shallow

Site Name Unknown UST 14324

Model Calibration Parameters

$t_{1/2}$	**4.23**	yrs	λ	0.16383	yr^{-1}
v_x	12.84375	ft/yr			
R	1.001				
v_R	12.831	ft/yr	C_{source}	0.837	mg/L
L_p	312	ft			
α_x	14.13159	ft	t_{sim}	50	yrs
α_y	1.413159	ft			
α_z	1E-99	ft			

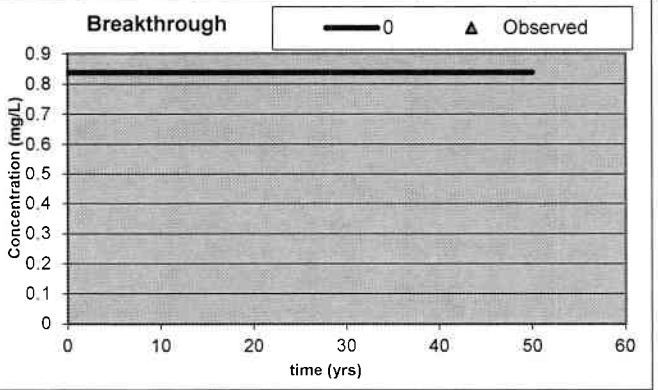

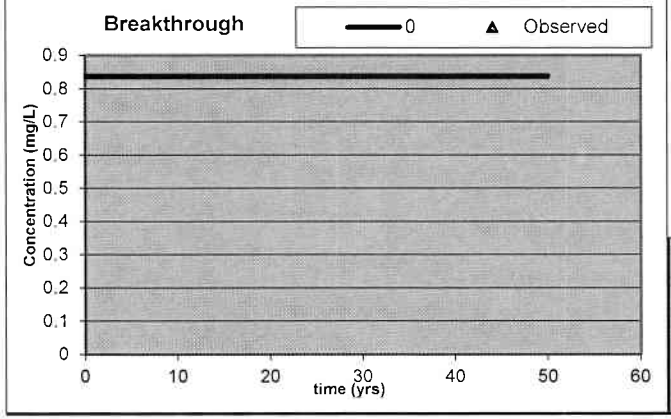

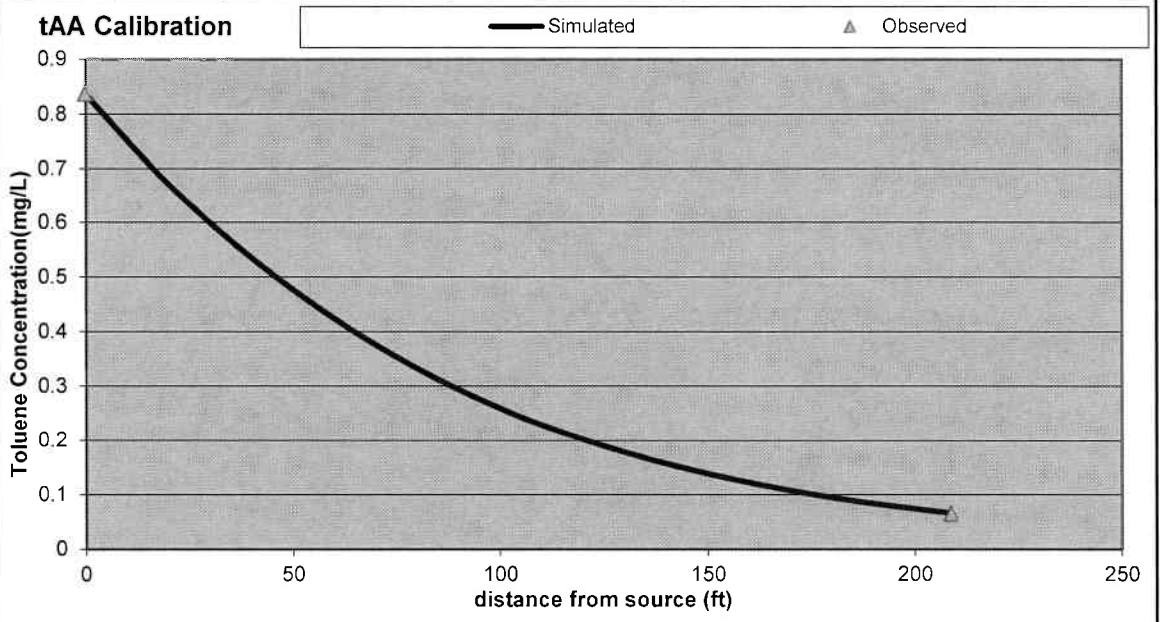

Source	20.9	41.8	62.7	83.6	104.5	125.4	146.3	167.2	188.1	209
94	0	1.7894E-09	4.6422E-07	6.9117E-06	3.2534E-05	8.576E-05	0.000162	0.000248	0.00033	0.000397
47	0.01241297	0.03719146	0.04803215	0.04952298	0.04643062	0.041418	0.035866	0.030463	0.025527	0.02118
0	0.66443554	0.5252156	0.41045092	0.31791717	0.24511851	0.188649	0.145147	0.111733	0.086088	0.0664
47	0.01241297	0.03719146	0.04803215	0.04952298	0.04643062	0.041418	0.035866	0.030463	0.025527	0.02118
94	0	1.7894E-09	4.6422E-07	6.9117E-06	3.2534E-05	8.576E-05	0.000162	0.000248	0.00033	0.000397

SSTLs t 1000 yrs

UST Permit # 14324 - Shallc
Site Name: Unknown UST

SSTLs in mg/L		RBSLs (mg/L):			0.240				
MW #	x (ft)	y (ft)	z (ft)		tAA SSTL				
MW1	640				527.891				
MW2	580				261.254				
MW4	630				469.598				
MW13	515				121.450				
MW19 R	495				95.858				
MW20	555				194.690				
MW22	570				232.278				
MW24	595				311.578				
MW25	675				794.561				
MW26	665				707.021				
MW27	490				90.345				
MW29	450				56.182				
EP 4	660				666.917				
EP 12	610				371.517				
EP 16	630				469.598				
EP 20	604				346.278				
				λ (yr^{-1}):	0.164				
				R:	1.001				

Intermediate.

Domenico Model

UST # 14324
Site Name: Unknown UST
Modeler: Erin Jezek
Date: 10.6.25

Groundwater Flow Parameters

K	350	ft/yr
dh/dx	0.0266	
θeff	0.32	dec. %
v_x	29.09375	ft/yr

Transport Parameters

x_{max}	477	ft
$y_{max/2}$	75	ft
z	0	ft
Source Width	62	ft
Source Thickness	65	ft
Plume Length	550	ft
α_x	18.757101	ft
α_y	1.8757101	ft
α_z	1.00E-99	ft

Simulation Time

t_{sim} 50 yrs

Aquifer Characteristics

ρ_d	1.6	kg/L
f_{oc}	0.0002	

Source Area CoC Data

CoC	C_{source} (mg/L)	K_{oc} (L/kg)
Benzene	18.1	81
Toluene	33.9	133
Ethylbenzene	1.52	176
Xylenes		639
Naphthalene	0.516	1543
MtBE		11
EDB	0.122	28
1,2-DCA		17.5

Retarded Velocity (ft/yr)

CoC	R	v_R
Benzene	1.081	26.91
Toluene	1.133	25.68
Ethylbenzene	1.176	24.74
Xylenes	1.639	17.75
Naphthalene	2.543	11.44
MtBE	1.011	28.78
EDB	1.028	28.30
1,2-DCA	1.018	28.59

Simulation Points for Breakthrough Curves

x		ft
y		ft
z		ft

x		ft
y		ft
z		ft

$$C(x,y,z,t) = \left(\frac{C_0}{8}\right)\exp\left[\left(\frac{x}{2\alpha_x}\right)\left(1-\sqrt{1+\frac{4\lambda\alpha_x}{v}}\right)\right] erfc\left[\frac{x-vt\sqrt{1+\frac{4\lambda\alpha_x}{v}}}{2\sqrt{\alpha_x vt}}\right]\left\{erf\left[\frac{y+\frac{Y}{2}}{2\sqrt{\alpha_y x}}\right]-erf\left[\frac{y-\frac{Y}{2}}{2\sqrt{\alpha_y x}}\right]\right\}\left\{erf\left[\frac{z+Z}{2\sqrt{\alpha_z x}}\right]-erf\left[\frac{z-Z}{2\sqrt{\alpha_z x}}\right]\right\}$$

Benzene Calibration

Spatial Calibration Data (centerline)

x	C_{obs} (mg/L)	C_{sim} (mg/L)	
0	18.1	18.1	5
47.7		12.384	
95.4		7.937	
143.1	4.06	5.053	12
190.8	5.87	3.247	DW2
238.5		2.107	
286.2		1.379	
333.9		0.909	
381.6		0.603	
429.3		0.401	
477	0.279	0.268	DW4

Temporal Calibration Data

t (yrs)	C_{obs} (mg/L)	C_{sim} (mg/L)	C_{obs} (mg/L)	C_{sim} (mg/L)
0		18.1		18.1
5		18.100		18.100
10		18.100		18.100
15		18.100		18.100
20		18.100		18.100
25		18.100		18.100
30		18.100		18.100
35		18.100		18.100
40		18.100		18.100
45		18.100		18.100
50		18.100		18.100

Site ID 14324

Site Name Unknown UST

Model Calibration Parameters

$t_{1/2}$	3	yrs	λ	0.231	yr^{-1}
v_x	29.09375	ft/yr			
R	1.081				
v_R	26.914	ft/yr	C_{source}	18.1	mg/L
L_p	550	ft			
α_x	18.7571	ft	t_{sim}	50	yrs
α_y	1.87571	ft			
α_z	1E-99	ft			

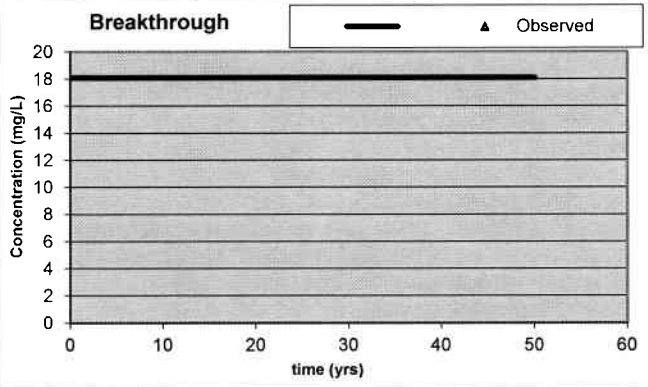

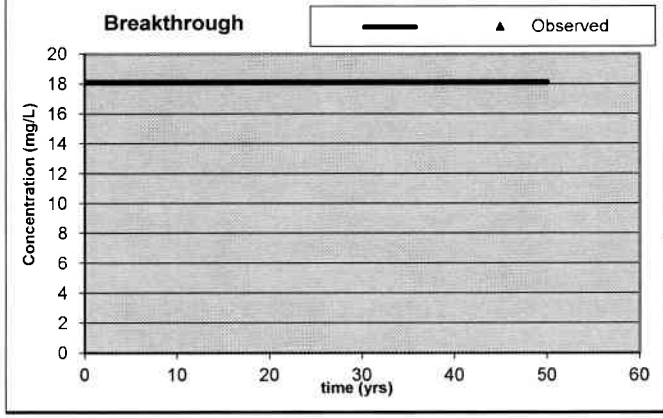

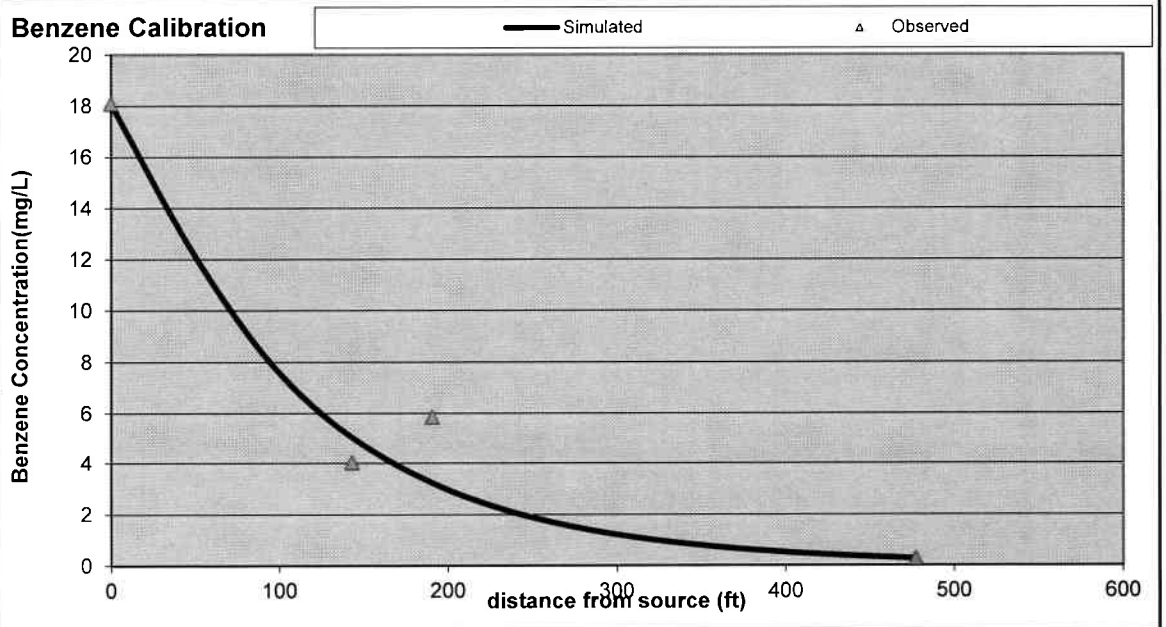

Source	47.7	95.4	143.1	190.8	238.5	286.2	333.9	381.6	429.3	477
75	0.00635059	0.08843451	0.17752716	0.21540534	0.21205911	0.1872505	0.154983	0.122998	0.094826	0.071598
37.5	3.96385253	3.22733392	2.39344797	1.71848842	1.21299792	0.8475498	0.588482	0.406977	0.280741	0.193353
0	12.3843116	7.93710408	5.05303261	3.2466869	2.10699505	1.3790951	0.90902	0.602639	0.401438	0.268486
37.5	3.96385253	3.22733392	2.39344797	1.71848842	1.21299792	0.8475498	0.588482	0.406977	0.280741	0.193353
75	0.00635059	0.08843451	0.17752716	0.21540534	0.21205911	0.1872505	0.154983	0.122998	0.094826	0.071598

Toluene Calibration

Spatial Calibration Data (centerline)

x	C_{obs} (mg/L)	C_{sim} (mg/L)	
0	33.9	33.9	5
47.7		21.239	
95.4		12.464	
143.1	6.67	7.266	12
190.8		4.275	
238.5	5.25	2.540	2
286.2		1.522	
333.9	0.466	0.919	6
381.6		0.558	
429.3		0.340	
477	0.02	0.208	4

Temporal Calibration Data

	0		0	
t (yrs)	C_{obs} (mg/L)	C_{sim} (mg/L)	C_{obs} (mg/L)	C_{sim} (mg/L)
0		33.9		33.9
5		33.900		33.900
10		33.900		33.900
15		33.900		33.900
20		33.900		33.900
25		33.900		33.900
30		33.900		33.900
35		33.900		33.900
40		33.900		33.900
45		33.900		33.900
50		33.900		33.900

Site ID 14324

Site Name Unknown UST

Model Calibration Parameters

$t_{1/2}$	2.45	yrs	λ	0.28286	yr^{-1}
v_x	29.09375	ft/yr			
R	1.133				
v_R	25.679	ft/yr	C_{source}	33.9	mg/L
L_p	550	ft			
α_x	18.7571	ft	t_{sim}	50	yrs
α_y	1.87571	ft			
α_z	1E-99	ft			

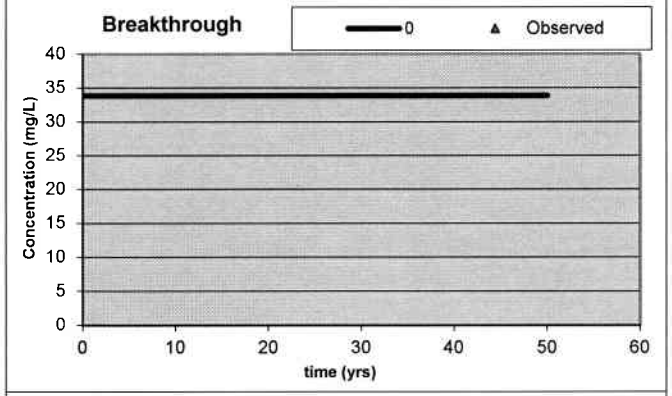

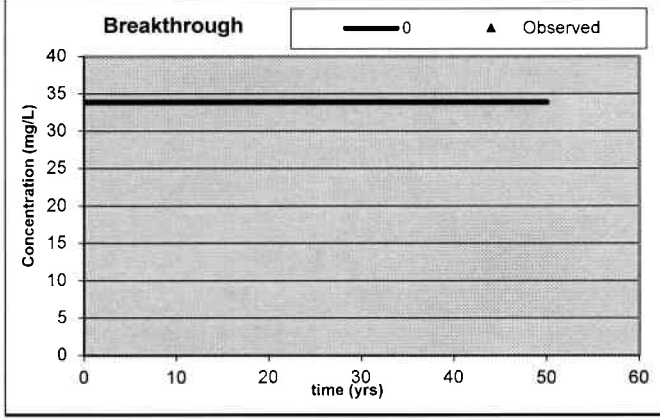

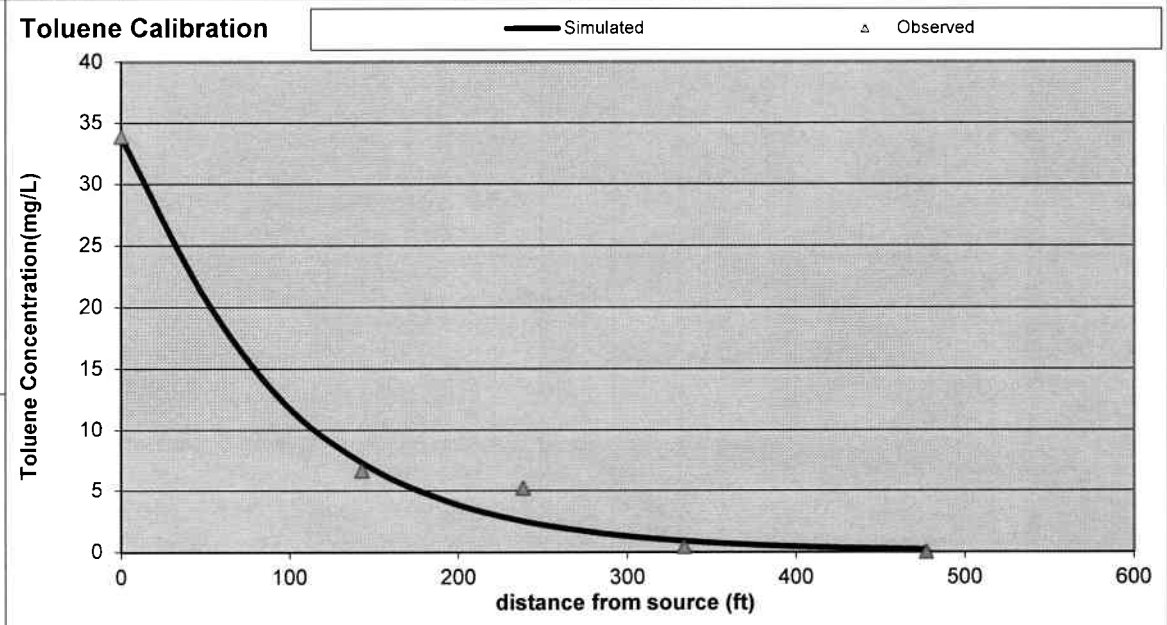

Source	47.7	95.4	143.1	190.8	238.5	286.2	333.9	381.6	429.3	477
75	0.01089106	0.13887139	0.25526473	0.28360731	0.25565415	0.2067064	0.156657	0.113841	0.080364	0.055561
37.5	6.79788122	5.06798062	3.44151758	2.2625989	1.46236565	0.9356127	0.594838	0.376678	0.237926	0.150045
0	21.2387011	12.463876	7.26571073	4.27465797	2.54015043	1.5223871	0.918839	0.557774	0.340216	0.20835
37.5	6.79788122	5.06798062	3.44151758	2.2625989	1.46236565	0.9356127	0.594838	0.376678	0.237926	0.150045
75	0.01089106	0.13887139	0.25526473	0.28360731	0.25565415	0.2067064	0.156657	0.113841	0.080364	0.055561

Ethylbenzene Calibration

Spatial Calibration Data

(centerline)

x	C_{obs} (mg/L)	C_{sim} (mg/L)	
0	1.52	1.52	5
47.7		0.901	
95.4		0.500	
143.1	0.762	0.276	12
190.8		0.153	
238.5	0.381	0.086	2
286.2		0.049	
333.9		0.028	
381.6		0.016	
429.3		0.009	
477	0.005	0.005	4

Temporal Calibration Data

	0		0	
t (yrs)	C_{obs} (mg/L)	C_{sim} (mg/L)	C_{obs} (mg/L)	C_{sim} (mg/L)
0		1.52		1.52
5		1.520		1.520
10		1.520		1.520
15		1.520		1.520
20		1.520		1.520
25		1.520		1.520
30		1.520		1.520
35		1.520		1.520
40		1.520		1.520
45		1.520		1.520
50		1.520		1.520

Site ID 14324

Site Name Unknown UST

Model Calibration Parameters

$t_{1/2}$	2.22	yrs	λ	0.31216	yr^{-1}
v_x	29.09375	ft/yr			
R	1.176				
v_R	24.740	ft/yr	C_{source}	1.52	mg/L
L_p	550	ft			
α_x	18.7571	ft	t_{sim}	50	yrs
α_y	1.87571	ft			
α_z	1E-99	ft			

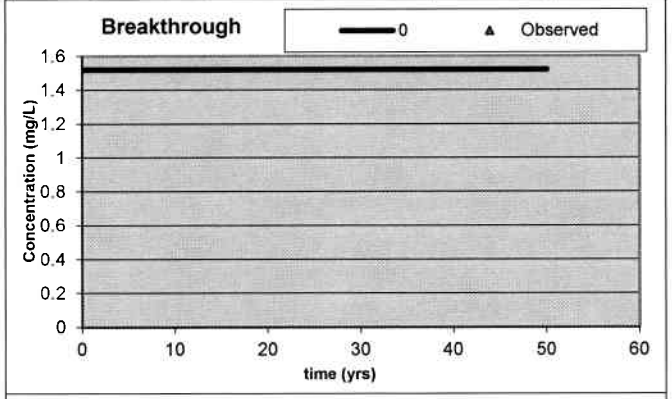

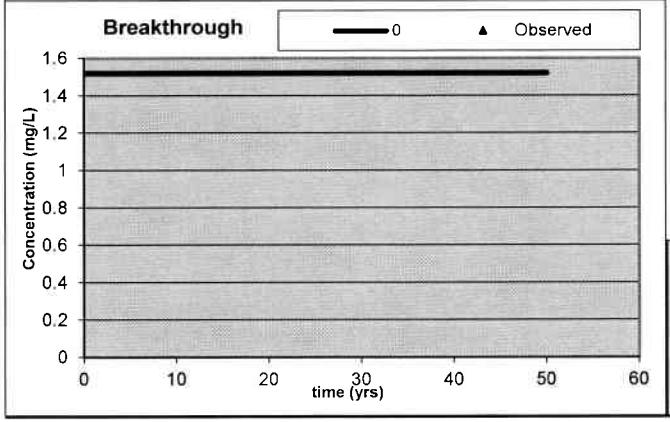

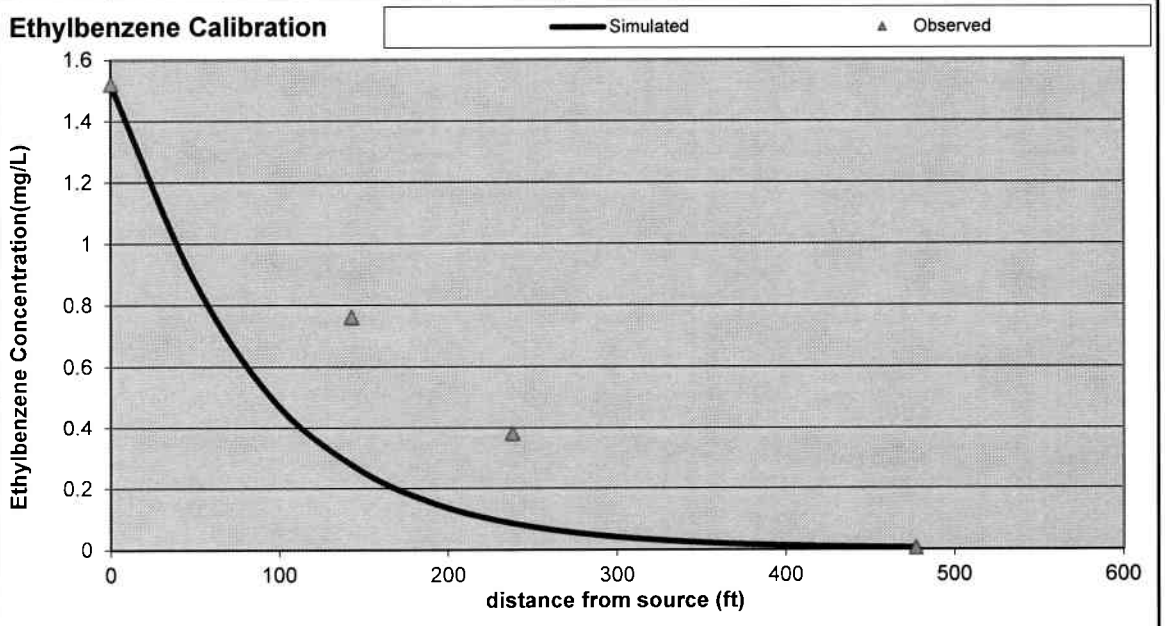

Source	47.7	95.4	143.1	190.8	238.5	286.2	333.9	381.6	429.3	477
75	0.00046189	0.00557069	0.00968531	0.01017809	0.00867817	0.0066367	0.004757	0.00327	0.002183	0.001428
37.5	0.28829937	0.20329716	0.13057877	0.08120007	0.04963992	0.0300398	0.018065	0.01082	0.006464	0.003856
0	0.90073716	0.49997637	0.2756771	0.15340877	0.08622526	0.0488795	0.027904	0.016022	0.009243	0.005354
37.5	0.28829937	0.20329716	0.13057877	0.08120007	0.04963992	0.0300398	0.018065	0.01082	0.006464	0.003856
75	0.00046189	0.00557069	0.00968531	0.01017809	0.00867817	0.0066367	0.004757	0.00327	0.002183	0.001428

Naphthalene Calibration

Spatial Calibration Data

(centerline)

x	C_{obs} (mg/L)	C_{sim} (mg/L)	
0	0.516	0.516	5
47.7		0.446	
95.4		0.361	
143.1	0.243	0.290	12
190.8	0.297	0.235	DW2
238.5		0.192	
286.2		0.158	
333.9		0.130	
381.6		0.106	
429.3		0.086	
477	0.0678	0.067	DW4

Temporal Calibration Data

	0		0	
t (yrs)	C_{obs} (mg/L)	C_{sim} (mg/L)	C_{obs} (mg/L)	C_{sim} (mg/L)
0		0.516		0.516
5		0.516		0.516
10		0.516		0.516
15		0.516		0.516
20		0.516		0.516
25		0.516		0.516
30		0.516		0.516
35		0.516		0.516
40		0.516		0.516
45		0.516		0.516
50		0.516		0.516

Site ID 14324

Site Name Unknown UST

Model Calibration Parameters

$t_{1/2}$	22	yrs	λ	0.0315	yr^{-1}
v_x	29.09375	ft/yr			
R	2.543				
v_R	11.441	ft/yr	C_{source}	0.516	mg/L
L_p	550	ft			
α_x	18.7571	ft	t_{sim}	50	yrs
α_y	1.87571	ft			
α_z	1E-99	ft			

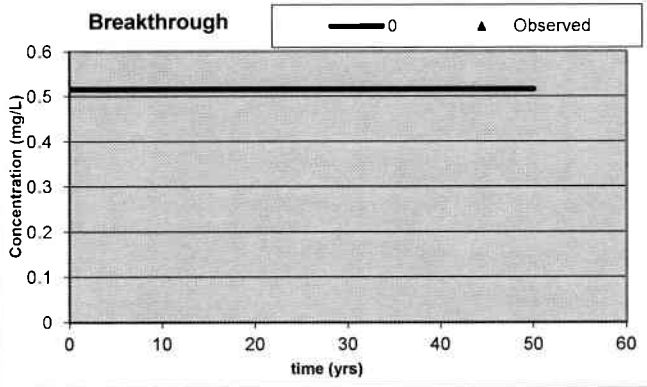

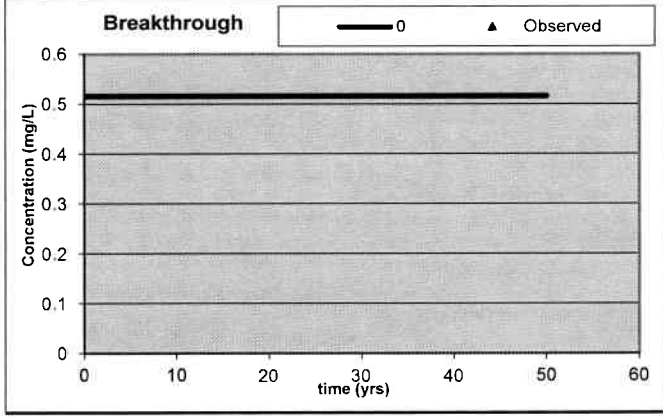

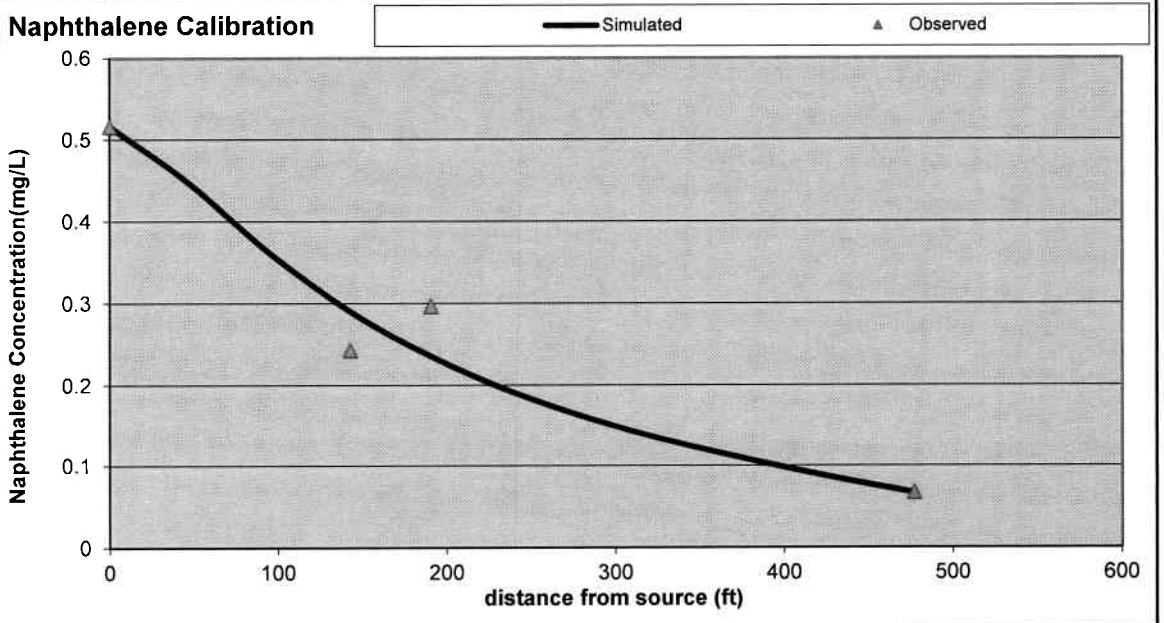

Source	47.7	95.4	143.1	190.8	238.5	286.2	333.9	381.6	429.3	477
75	0.00022868	0.00402207	0.01019551	0.01561158	0.01936529	0.0214726	0.022167	0.02168	0.020204	0.017926
37.5	0.14273502	0.1467815	0.13745741	0.12454811	0.11077129	0.0971912	0.084169	0.071735	0.059816	0.04841
0	0.44594873	0.36098527	0.29019924	0.23530488	0.19241134	0.1581451	0.130015	0.106223	0.085532	0.06722
37.5	0.14273502	0.1467815	0.13745741	0.12454811	0.11077129	0.0971912	0.084169	0.071735	0.059816	0.04841
75	0.00022868	0.00402207	0.01019551	0.01561158	0.01936529	0.0214726	0.022167	0.02168	0.020204	0.017926

EDB Calibration

Spatial Calibration Data (centerline)

x	C_{obs} (mg/L)	C_{sim} (mg/L)	
0	0.122	0.12200	5
47.7		0.06396	
95.4		0.03141	
143.1	0.0151	0.01532	12
190.8		0.00754	
238.5	0.0368	0.00375	2
286.2		0.00188	
333.9	0.0002	0.00095	6
381.6		0.00048	
429.3		0.00025	
477	0.0012	0.00013	4

Temporal Calibration Data

	0		0	
t (yrs)	C_{obs} (mg/L)	C_{sim} (mg/L)	C_{obs} (mg/L)	C_{sim} (mg/L)
0		0.12200		0.12200
5		0.12200		0.12200
10		0.12200		0.12200
15		0.12200		0.12200
20		0.12200		0.12200
25		0.12200		0.12200
30		0.12200		0.12200
35		0.12200		0.12200
40		0.12200		0.12200
45		0.12200		0.12200
50		0.12200		0.12200

Site ID 14324

Site Name Unknown UST

Model Calibration Parameters

$t_{1/2}$	1.5	yrs	λ	0.462	yr^{-1}
v_x	29.09375	ft/yr			
R	1.028				
v_R	28.301	ft/yr	C_{source}	0.122	mg/L
L_p	550	ft			
α_x	18.7571	ft	t_{sim}	50	yrs
α_y	1.87571	ft			
α_z	1E-99	ft			

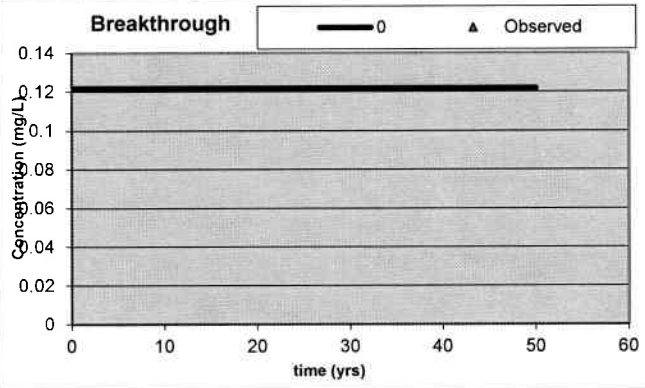

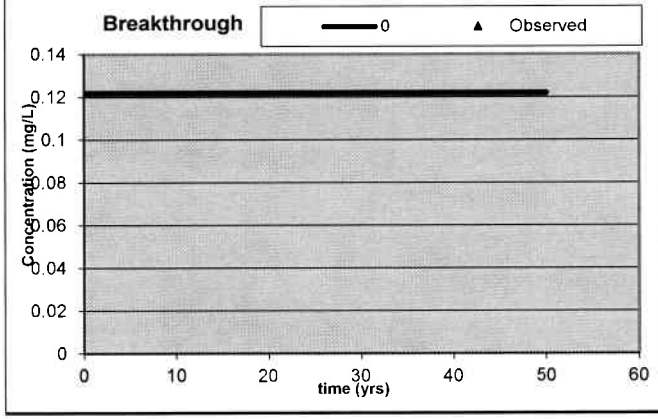

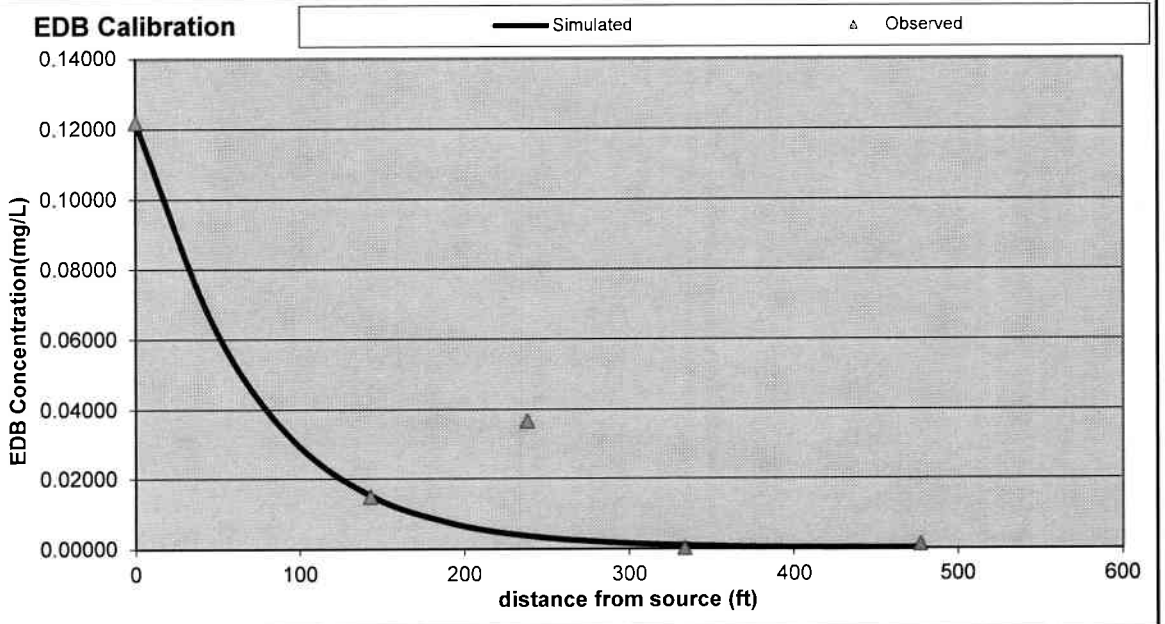

Source	47.7	95.4	143.1	190.8	238.5	286.2	333.9	381.6	429.3	477
75	3.2799E-05	0.00034997	0.00053833	0.0005005	0.00037755	0.0002554	0.000162	9.85E-05	5.82E-05	3.37E-05
37.5	0.02047224	0.01277199	0.0072578	0.00399296	0.00215961	0.0011562	0.000615	0.000326	0.000172	9.09E-05
0	0.06396167	0.03141063	0.01532263	0.00754377	0.00375127	0.0018814	0.00095	0.000483	0.000246	0.000126
37.5	0.02047224	0.01277199	0.0072578	0.00399296	0.00215961	0.0011562	0.000615	0.000326	0.000172	9.09E-05
75	3.2799E-05	0.00034997	0.00053833	0.0005005	0.00037755	0.0002554	0.000162	9.85E-05	5.82E-05	3.37E-05

SSTLs

SSTLs in mg/L				RBSLs (mg/L):	0.005	1.000	0.700			0.025	0.00005	
MW #	x (ft)	y (ft)	z (ft)		Benzene SSTL	Toluene SSTL	Ethylbenzene SSTL			Naphthalene SSTL	EDB SSTL	
MW5	650				1.413635	26.54	3.7			0.29292508	0.5321738	
MW12	525				0.503535	26.54	3.7			0.19245253	0.0943459	
DW1	493				0.385463	26.54	3.7			0.172321988	0.0604091	
DW2	426				0.219221	26.54	3.7			0.136066275	0.0236365	
DW3	424				0.215535	26.54	3.7			0.135094793	0.0229810	
DW4	175				0.024103	6.66025	3.7			0.051146974	0.0006402	
DW6	323				0.090562	26.54	3.7			0.093088653	0.0054949	

Intermediate

Domenico Model

UST # 14324
Site Name: Unknown UST
Modeler: Erin Jezek
Date: 8.20.2026

Groundwater Flow Parameters

K	350	ft/yr
dh/dx	0.0266	
θeff	0.32	dec. %
v_x	29.09375	ft/yr

Transport Parameters

x_{max}	162	ft
$y_{max/2}$	75	ft
z	0	ft
Source Width	62	ft
Source Thickness	65	ft
Plume Length	550	ft
α_x	18.757101	ft
α_y	1.8757101	ft
α_z	1.00E-99	ft

Simulation Time

t_{sim} = 50 yrs

Aquifer Characteristics

ρ_d	1.5	kg/L
f_{oc}	0.0002	

Source Area CoC Data

CoC	C_{source} (mg/L)	K_{oc} (L/kg)
Benzene		81
Toluene		133
Ethylbenzene		176
Xylenes		639
Naphthalene		1543
MtBE		11
EDB		28
1,2-DCA	0.234	17.5

Retarded Velocity (ft/yr)

CoC	R	v_R
Benzene	1.076	27.04
Toluene	1.125	25.87
Ethylbenzene	1.165	24.97
Xylenes	1.599	18.19
Naphthalene	2.447	11.89
MtBE	1.010	28.80
EDB	1.026	28.35
1,2-DCA	1.016	28.62

Simulation Points for Breakthrough Curves

x		ft
y		ft
z		ft

x		ft
y		ft
z		ft

$$C(x,y,z,t) = \left(\frac{C_0}{8}\right)\exp\left[\left(\frac{x}{2\alpha_x}\right)\left(1-\sqrt{1+\frac{4\lambda\alpha_x}{v}}\right)\right] erfc\left[\frac{x-vt\sqrt{1+\frac{4\lambda\alpha_x}{v}}}{2\sqrt{\alpha_x vt}}\right]\left\{erf\left[\frac{y+\frac{Y}{2}}{2\sqrt{\alpha_y x}}\right]-erf\left[\frac{y-\frac{Y}{2}}{2\sqrt{\alpha_y x}}\right]\right\}\left\{erf\left[\frac{z+Z}{2\sqrt{\alpha_z x}}\right]-erf\left[\frac{z-Z}{2\sqrt{\alpha_z x}}\right]\right\}$$

1,2-DCA Calibration

Spatial Calibration Data (centerline)

x	C_{obs} (mg/L)	C_{sim} (mg/L)
0	0.234	0.234
16.2		0.198
32.4		0.168
48.6		0.140
64.8		0.115
81		0.095
97.2		0.078
113.4		0.064
129.6		0.053
145.8		0.043
162	0.034	0.036

Temporal Calibration Data

t (yrs)	C_{obs} (mg/L) (0)	C_{sim} (mg/L) (0)	C_{obs} (mg/L) (0)	C_{sim} (mg/L) (0)
0		0.234		0.234
5		0.234		0.234
10		0.234		0.234
15		0.234		0.234
20		0.234		0.234
25		0.234		0.234
30		0.234		0.234
35		0.234		0.234
40		0.234		0.234
45		0.234		0.234
50		0.234		0.234

Site ID 14324

Site Name Unknown UST

Model Calibration Parameters

$t_{1/2}$	2	yrs	λ	0.3465	yr^{-1}
v_x	29.09375	ft/yr			
R	1.016				
v_R	28.624	ft/yr	C_{source}	0.234	mg/L
L_p	550	ft			
α_x	18.7571	ft	t_{sim}	50	yrs
α_y	1.87571	ft			
α_z	1E-99	ft			

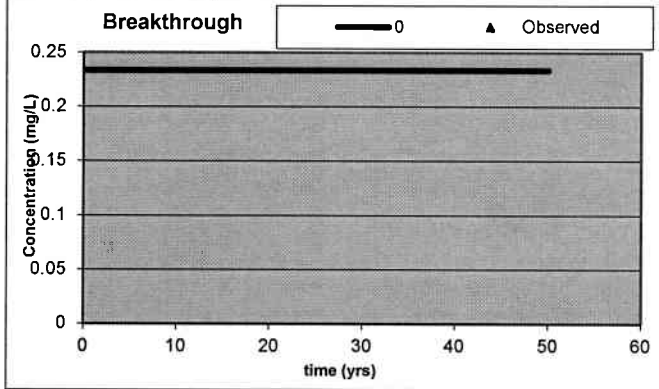

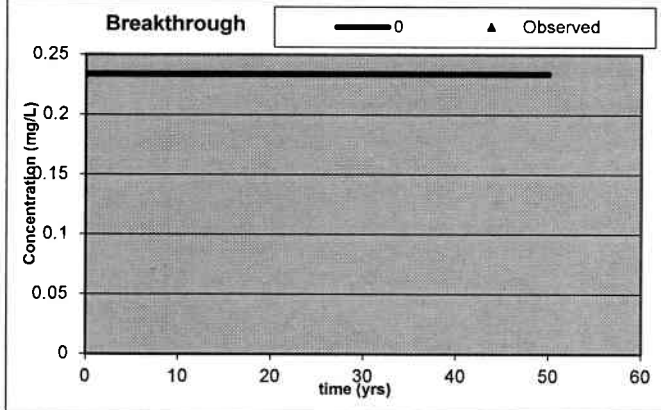

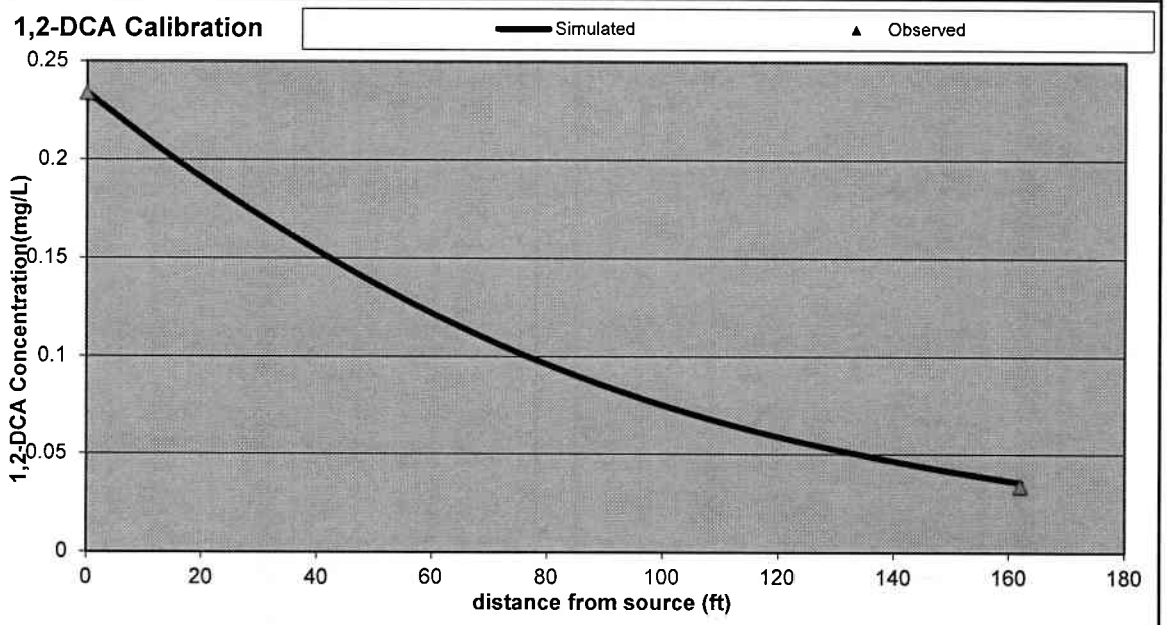

Source	16.2	32.4	48.6	64.8	81	97.2	113.4	129.6	145.8	162
75	1.6474E-09	5.5375E-06	7.9913E-05	0.00028889	0.00059559	0.0009238	0.001215	0.001441	0.001592	0.001674
37.5	0.04012987	0.04675134	0.04498937	0.04097337	0.03641573	0.0319346	0.02777	0.024008	0.020665	0.017728
0	0.19845337	0.16750095	0.13967351	0.11542512	0.09496447	0.0780045	0.064066	0.052651	0.043314	0.035674
37.5	0.04012987	0.04675134	0.04498937	0.04097337	0.03641573	0.0319346	0.02777	0.024008	0.020665	0.017728
75	1.6474E-09	5.5375E-06	7.9913E-05	0.00028889	0.00059559	0.0009238	0.001215	0.001441	0.001592	0.001674

SSTLs

SSTLs in mg/L			RBSLs (mg/L):								0.005
MW #	x (ft)	y (ft)	z (ft)								1,2-DCA SSTL
MW5	650										3.7
MW12	525										2.018546043
DW1	493										1.419831584
DW2	426										0.676366461
DW3	424										0.661483476
DW4	175										0.038289376
DW6	323										0.212785726

Intermediate

Domenico Model (Oxygenates)

UST # 14324 _ Intermed.
Site Name: Unknown UST 14324
Modeler: Erin Jezek
Date: 8.20.2026

Groundwater Flow Parameters

K	350	ft/yr
dh/dx	0.0266	
θ	0.32	dec. %
v_x	29.09375	ft/yr

Transport Parameters

x_{max}	165	ft
y_{max}	75	ft
z	0	ft
Source Width	62	ft
Source Thickness	65	ft
Plume Length	550	ft
α_x	18.7571	ft
α_y	1.87571	ft
α_z	1.00E-99	ft

Simulation Time

t_{sim} = 50 yrs

Aquifer Characteristics

ρ_d	1.6	kg/L
f_{oc}	0.0002	

Source Area CoC Data

CoC	C_{source} (mg/L)	K_{oc} (L/kg)
tBA	0.805	1
tAA		1
DIPE		1.5
tAME		1.5
EtBE		1.5
Ethanol		0.5

Retarded Velocity (ft/yr)

CoC	R	v_R
tBA	1.001	29.06
tAA	1.001	29.06
DIPE	1.002	29.05
tAME	1.002	29.05
EtBE	1.002	29.05
Ethanol	1.001	29.08

Simulation Points for Breakthrough Curves

x		ft
y		ft
z		ft

x		ft
y		ft
z		ft

$$C(x,y,z,t) = \left(\frac{C_0}{8}\right)\exp\left[\left(\frac{x}{2\alpha_x}\right)\left(1-\sqrt{1+\frac{4\lambda\alpha_x}{v}}\right)\right] erfc\left[\frac{x-vt\sqrt{1+\frac{4\lambda\alpha_x}{v}}}{2\sqrt{\alpha_x vt}}\right]\left\{erf\left[\frac{y+\frac{Y}{2}}{2\sqrt{\alpha_y x}}\right]-erf\left[\frac{y-\frac{Y}{2}}{2\sqrt{\alpha_y x}}\right]\right\}\left\{erf\left[\frac{z+Z}{2\sqrt{\alpha_z x}}\right]-erf\left[\frac{z-Z}{2\sqrt{\alpha_z x}}\right]\right\}$$

tAA Calibration

Spatial Calibration Data (centerline)

x	C_{obs} (mg/L)	C_{sim} (mg/L)
0	0.805	0.805
16.5		0.643
33		0.512
49.5		0.402
66		0.313
82.5	0.124	0.242
99		0.187
115.5		0.145
132		0.112
148.5		0.087
165	0.0656	0.067

Temporal Calibration Data

	0		0	
t (yrs)	C_{obs} (mg/L)	C_{sim} (mg/L)	C_{obs} (mg/L)	C_{sim} (mg/L)
0		0.805		0.805
5		0.805		0.805
10		0.805		0.805
15		0.805		0.805
20		0.805		0.805
25		0.805		0.805
30		0.805		0.805
35		0.805		0.805
40		0.805		0.805
45		0.805		0.805
50		0.805		0.805

Site ID 14324 _ Intermed.

Site Name Unknown UST 14324

Model Calibration Parameters

$t_{1/2}$	1.4	yrs	λ	0.495	yr^{-1}
v_x	29.09375	ft/yr			
R	1.001				
v_R	29.065	ft/yr	C_{source}	0.805	mg/L
L_p	550	ft			
α_x	18.7571	ft	t_{sim}	50	yrs
α_y	1.87571	ft			
α_z	1E-99	ft			

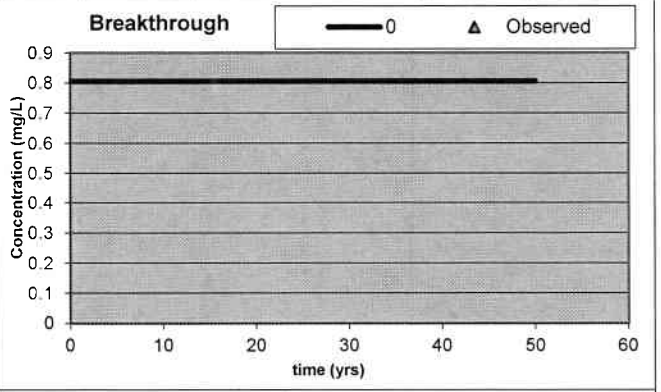

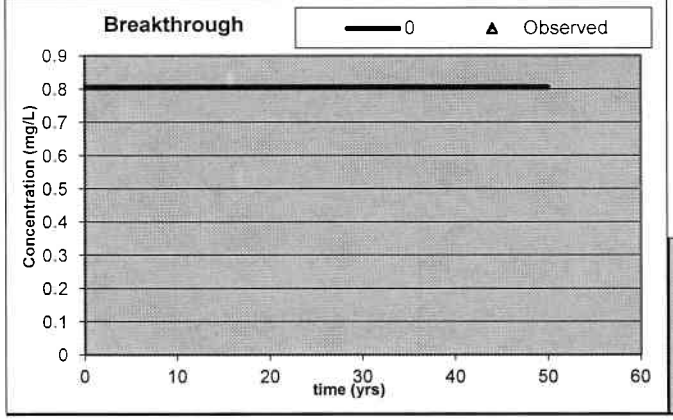

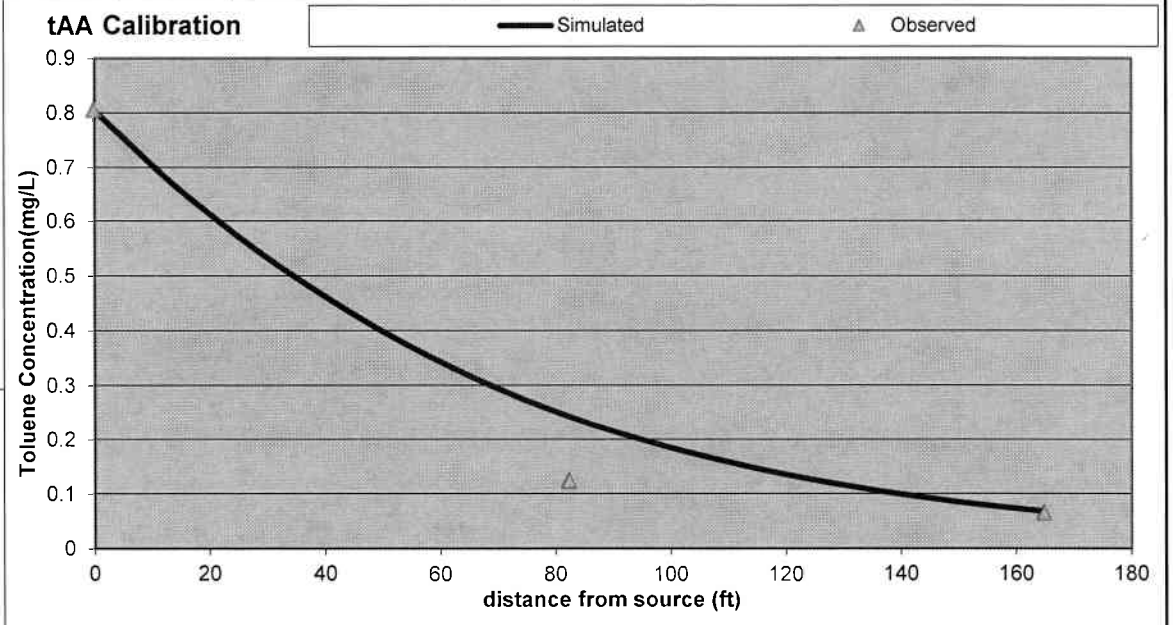

Source	16.5	33	49.5	66	82.5	99	115.5	132	148.5	165
75	7.1974E-09	1.9719E-05	0.00025546	0.00084937	0.00162618	0.0023538	0.002898	0.00322	0.00334	0.003298
37.5	0.13149227	0.14378017	0.13019653	0.11165506	0.09347116	0.0772182	0.06326	0.051524	0.041784	0.033771
0	0.64340852	0.51159454	0.40170596	0.31258016	0.24217848	0.1873535	0.144939	0.112208	0.086962	0.067479
37.5	0.13149227	0.14378017	0.13019653	0.11165506	0.09347116	0.0772182	0.06326	0.051524	0.041784	0.033771
75	7.1974E-09	1.9719E-05	0.00025546	0.00084937	0.00162618	0.0023538	0.002898	0.00322	0.00334	0.003298

UST Permit # 14324 _ Interr
Site Name: Unknown UST

SSTLs t 1000 yrs

SSTLs in mg/L		RBSLs (mg/L):			0.240				
MW #	x (ft)	y (ft)	z (ft)		tAA SSTL				
MW5	650				3469.330				
MW12	525				579.893				
DW1	493				365.748				
DW2	426				138.662				
DW3	424				134.690				
DW4	175				3.337				
DW6	323				30.709				
				λ (yr^{-1}):	0.495				
				R:	1.001				

Receptor
Above
Below
Clean

S = Source Area

—— plume

SW-1
34.689108,-82.946114

34.688505,-82.945634
SW-2

34.688169,-82.945495
SW-3

34.687784,-82.945225
SW-4

Oconee Co. TMS#
520-24-04-022

Oconee Co. TMS#
520-30-02-017

Oconee Co. TMS#
520-30-02-006

Oconee Co. TMS#
520-30-02-009

Oconee Co. TMS#
520-30-02-007

Oconee Co. TMS#
520-30-02-008

Oconee Co. TMS#
520-30-02-010

Oconee Co. TMS#
520-30-02-011

Oconee Co. TMS#
520-30-02-016

Oconee Co. TMS#
520-30-06-005

Oconee Co. TMS#
520-30-06-001

Oconee Co. TMS#
520-30-03-006

Oconee Co. TMS#
520-30-03-008

House
House
Building
Building
Building
Building
Building
Building
Building
Bldg.
Bldg.
Oconee Welding
BLUM# 56039

East North 1st Street
Jordan Street
water
gas

DDW-1
DDW-2
DDW-3
DDW-4
DW-1
DW-2
DW-3
DW-4
DW-5
DW-6
MW-1
MW-2
MW-4
MW-5
MW-12
MW-13
MW-21R
MW-22
MW-23
MW-24
MW-25
MW-26
MW-27
MW-28
MW-29
MW-31
MW-32
RW-1
RW-2
RW-3
RW-4
RW-5
EP-4
EP-12
EP-16
EP-20

Drawing Based on MECI Field Notes, SCDHEC Files, Oconee County GIS Imagery and a RLS Survey of the Site by Jay S. Joshi dated August 11. 2022.

GRAPHIC SCALE
0 50 100 150 200
1IN = 100FT

ALL LOCATIONS ARE APPROXIMATE

Explanation:

- Location of "Shallow" Monitoring Well
- Location of Telescoping "Intermediate" Monitoring Well
- Location of Telescoping "Deep" Monitoring Well
- Location of 2-Inch Extraction Point
- Location of 4-Inch Recovery Well
- (SW) Location of Surface Water Sample Collection
- Estimated Location of Removed Underground Storage Tanks
- Property Line
- gas Buried Gas Line
- water Buried Water Line

Tier II	dh/dx = ft/ft.	θ = 0.32
K = ft/yr	Sh = .0274	Vs = ft/yr
SH - 11.49	Int = .02664	Sh = .97
Int = 16.69	Dp = .141	Int = 1.38
Dp = 10.63		Dp = 4.67

Shallow MW4 - MW29 = 285' - B-TEX
Interm. MW5 - DW4 = 477' BTEX
Shallow RW2 - MW28 = 209' TAA
Interm DW-1 - DW5 = 105 TAA
Interm DW-6 - DW-4 = 102 : DCA

Site Base Map

UST-Unknown 14324
519 East North 1st Street
Seneca, South Carolina
UST Permit® 14324

Midlands Environmental Consultants, Inc.

JOB NO. 25-8504
DATE June 3, 2025
FIGURE 2