Analytical Environmental Services, Inc

Date: 14-Sep-20

Client:	Terracon	**Client Sample ID:**	18871/MW-19
Project Name:	SCDOT, Eddies Pit Stop	**Collection Date:**	8/31/2020 3:15:00 PM
Lab ID:	**2009341-016**	**Matrix:**	Groundwater

Analyses	Result	Qual	Reporting Limit	MDL	Units	Prepared	Date Analyzed	DF
Volatile Organic Compounds by GC/MS SW8260D					(SW5030B)			
1,2-Dichloroethane	23		1.0	0.42	ug/L	09/03/2020 17:14:0(	09/04/2020 19:55	1
Benzene	0.80	I	1.0	0.39	ug/L	09/03/2020 17:14:0(	09/04/2020 19:55	1
Ethylbenzene	0.38	U	1.0	0.38	ug/L	09/03/2020 17:14:0(	09/04/2020 19:55	1
m,p-Xylene	0.60	U	1.0	0.60	ug/L	09/03/2020 17:14:0(	09/04/2020 19:55	1
Methyl tert-butyl ether	0.37	U	1.0	0.37	ug/L	09/03/2020 17:14:0(	09/04/2020 19:55	1
Naphthalene	0.67	U	5.0	0.67	ug/L	09/03/2020 17:14:0(	09/04/2020 19:55	1
o-Xylene	0.18	U	1.0	0.18	ug/L	09/03/2020 17:14:0(	09/04/2020 19:55	1
Toluene	0.31	U	1.0	0.31	ug/L	09/03/2020 17:14:0(	09/04/2020 19:55	1
Surr: 4-Bromofluorobenzene	97.7		70-130	0	%REC	09/03/2020 17:14:0(	09/04/2020 19:55	1
Surr: Dibromofluoromethane	97.2		70-130	0	%REC	09/03/2020 17:14:0(	09/04/2020 19:55	1
Surr: Toluene-d8	102		70-130	0	%REC	09/03/2020 17:14:0(	09/04/2020 19:55	1
Oxygenates SW8260D					(SW5030B)			
3,3-Dimethyl-1-butanol	23	U	100	23	ug/L	09/03/2020 17:14:0(	09/04/2020 19:55	1
Ethanol	49	U	100	49	ug/L	09/03/2020 17:14:0(	09/04/2020 19:55	1
Ethyl tert-butyl ether	4.4	U	100	4.4	ug/L	09/03/2020 17:14:0(	09/04/2020 19:55	1
Isopropyl ether	12		10	3.5	ug/L	09/03/2020 17:14:0(	09/04/2020 19:55	1
tert-Amyl alcohol	340		100	27	ug/L	09/03/2020 17:14:0(	09/04/2020 19:55	1
tert-Amyl methyl ether	4.5	U	10	4.5	ug/L	09/03/2020 17:14:0(	09/04/2020 19:55	1
tert-Butyl Alcohol	60	U	100	60	ug/L	09/03/2020 17:14:0(	09/04/2020 19:55	1
tert-Butyl formate	44	U	100	44	ug/L	09/03/2020 17:14:0(	09/04/2020 19:55	1
MICRO-EXTRACTABLE VOLATILE ORGANICS SW8011					(SW8011)			
1,2-Dibromoethane	0.008	U	0.020	0.008	ug/L	09/08/2020 10:38:08	09/09/2020 00:33	1
Surr: 4-Bromofluorobenzene	108		73.6-140	0	%REC	09/08/2020 10:38:08	09/09/2020 00:33	1

FLDEP Qualifiers:

V Indicates that the analyte was detected in both the sample and the method blank

U Indicates that the compound was analyzed for but not detected

I The reported value is between the laboratory method detection limit and the laboratory practical quantitation limit

J Estimated value

Q Sample held beyond the accepted holding time

AES Laboratory Qualifiers:

S Spike recovery outside limits due to matrix

R RPD outside limits due to matrix

> Greater than result value

< Less than result value

Analytical Environmental Services, Inc

Date: 14-Sep-20

Client:	Terracon	**Client Sample ID:**	18871/MW-18D
Project Name:	SCDOT, Eddies Pit Stop	**Collection Date:**	8/31/2020 3:35:00 PM
Lab ID:	**2009341-017**	**Matrix:**	Groundwater

Analyses	Result	Qual	Reporting Limit	MDL	Units	Prepared	Date Analyzed	DF
Volatile Organic Compounds by GC/MS SW8260D					(SW5030B)			
1,2-Dichloroethane	14		1.0	0.42	ug/L	09/03/2020 17:14:0(	09/04/2020 20:59	1
Benzene	20		1.0	0.39	ug/L	09/03/2020 17:14:0(	09/04/2020 20:59	1
Ethylbenzene	0.83	I	1.0	0.38	ug/L	09/03/2020 17:14:0(	09/04/2020 20:59	1
m,p-Xylene	0.60	U	1.0	0.60	ug/L	09/03/2020 17:14:0(	09/04/2020 20:59	1
Methyl tert-butyl ether	0.46	I	1.0	0.37	ug/L	09/03/2020 17:14:0(	09/04/2020 20:59	1
Naphthalene	3.2	I	5.0	0.67	ug/L	09/03/2020 17:14:0(	09/04/2020 20:59	1
o-Xylene	0.18	U	1.0	0.18	ug/L	09/03/2020 17:14:0(	09/04/2020 20:59	1
Toluene	0.31	U	1.0	0.31	ug/L	09/03/2020 17:14:0(	09/04/2020 20:59	1
Surr: 4-Bromofluorobenzene	98.6		70-130	0	%REC	09/03/2020 17:14:0(	09/04/2020 20:59	1
Surr: Dibromofluoromethane	98.3		70-130	0	%REC	09/03/2020 17:14:0(	09/04/2020 20:59	1
Surr: Toluene-d8	103		70-130	0	%REC	09/03/2020 17:14:0(	09/04/2020 20:59	1
Oxygenates SW8260D					(SW5030B)			
3,3-Dimethyl-1-butanol	23	U	100	23	ug/L	09/03/2020 17:14:0(	09/04/2020 20:59	1
Ethanol	49	U	100	49	ug/L	09/03/2020 17:14:0(	09/04/2020 20:59	1
Ethyl tert-butyl ether	4.4	U	100	4.4	ug/L	09/03/2020 17:14:0(	09/04/2020 20:59	1
Isopropyl ether	27		10	3.5	ug/L	09/03/2020 17:14:0(	09/04/2020 20:59	1
tert-Amyl alcohol	170		100	27	ug/L	09/03/2020 17:14:0(	09/04/2020 20:59	1
tert-Amyl methyl ether	4.5	U	10	4.5	ug/L	09/03/2020 17:14:0(	09/04/2020 20:59	1
tert-Butyl Alcohol	60	U	100	60	ug/L	09/03/2020 17:14:0(	09/04/2020 20:59	1
tert-Butyl formate	44	U	100	44	ug/L	09/03/2020 17:14:0(	09/04/2020 20:59	1
MICRO-EXTRACTABLE VOLATILE ORGANICS SW8011					(SW8011)			
1,2-Dibromoethane	0.008	U	0.020	0.008	ug/L	09/08/2020 10:38:08	09/09/2020 01:01	1
Surr: 4-Bromofluorobenzene	108		73.6-140	0	%REC	09/08/2020 10:38:08	09/09/2020 01:01	1

FLDEP Qualifiers:

V Indicates that the analyte was detected in both the sample and the method blank
J Estimated value
U Indicates that the compound was analyzed for but not detected
Q Sample held beyond the accepted holding time
I The reported value is between the laboratory method detection limit and the laboratory practical quantitation limit

AES Laboratory Qualifiers:

S Spike recovery outside limits due to matrix
R RPD outside limits due to matrix
> Greater than result value
< Less than result value

Analytical Environmental Services, Inc

Date: 14-Sep-20

Client:	Terracon	**Client Sample ID:**	18871/MW-18
Project Name:	SCDOT, Eddies Pit Stop	**Collection Date:**	8/31/2020 3:40:00 PM
Lab ID:	**2009341-018**	**Matrix:**	Groundwater

Analyses	Result	Qual	Reporting Limit	MDL	Units	Prepared	Date Analyzed	DF
Volatile Organic Compounds by GC/MS SW8260D					(SW5030B)			
1,2-Dichloroethane	0.42	U	1.0	0.42	ug/L	09/03/2020 17:14:0(	09/04/2020 20:17	1
Benzene	0.39	U	1.0	0.39	ug/L	09/03/2020 17:14:0(	09/04/2020 20:17	1
Ethylbenzene	0.38	U	1.0	0.38	ug/L	09/03/2020 17:14:0(	09/04/2020 20:17	1
m,p-Xylene	0.60	U	1.0	0.60	ug/L	09/03/2020 17:14:0(	09/04/2020 20:17	1
Methyl tert-butyl ether	0.37	U	1.0	0.37	ug/L	09/03/2020 17:14:0(	09/04/2020 20:17	1
Naphthalene	0.67	U	5.0	0.67	ug/L	09/03/2020 17:14:0(	09/04/2020 20:17	1
o-Xylene	0.18	U	1.0	0.18	ug/L	09/03/2020 17:14:0(	09/04/2020 20:17	1
Toluene	0.31	U	1.0	0.31	ug/L	09/03/2020 17:14:0(	09/04/2020 20:17	1
Surr: 4-Bromofluorobenzene	98.4		70-130	0	%REC	09/03/2020 17:14:0(	09/04/2020 20:17	1
Surr: Dibromofluoromethane	98.5		70-130	0	%REC	09/03/2020 17:14:0(	09/04/2020 20:17	1
Surr: Toluene-d8	102		70-130	0	%REC	09/03/2020 17:14:0(	09/04/2020 20:17	1
Oxygenates SW8260D					(SW5030B)			
3,3-Dimethyl-1-butanol	23	U	100	23	ug/L	09/03/2020 17:14:0(	09/04/2020 20:17	1
Ethanol	49	U	100	49	ug/L	09/03/2020 17:14:0(	09/04/2020 20:17	1
Ethyl tert-butyl ether	4.4	U	100	4.4	ug/L	09/03/2020 17:14:0(	09/04/2020 20:17	1
Isopropyl ether	3.5	U	10	3.5	ug/L	09/03/2020 17:14:0(	09/04/2020 20:17	1
tert-Amyl alcohol	27	U	100	27	ug/L	09/03/2020 17:14:0(	09/04/2020 20:17	1
tert-Amyl methyl ether	4.5	U	10	4.5	ug/L	09/03/2020 17:14:0(	09/04/2020 20:17	1
tert-Butyl Alcohol	60	U	100	60	ug/L	09/03/2020 17:14:0(	09/04/2020 20:17	1
tert-Butyl formate	44	U	100	44	ug/L	09/03/2020 17:14:0(	09/04/2020 20:17	1
MICRO-EXTRACTABLE VOLATILE ORGANICS SW8011					(SW8011)			
1,2-Dibromoethane	0.008	U	0.020	0.008	ug/L	09/08/2020 10:38:08	09/09/2020 01:30	1
Surr: 4-Bromofluorobenzene	104		73.6-140	0	%REC	09/08/2020 10:38:08	09/09/2020 01:30	1

FLDEP Qualifiers:

- V Indicates that the analyte was detected in both the sample and the method blank
- U Indicates that the compound was analyzed for but not detected
- I The reported value is between the laboratory method detection limit and the laboratory practical quantitation limit
- J Estimated value
- Q Sample held beyond the accepted holding time

AES Laboratory Qualifiers:

- S Spike recovery outside limits due to matrix
- R RPD outside limits due to matrix
- > Greater than result value
- < Less than result value

Analytical Environmental Services, Inc **Date:** 14-Sep-20

Client:	Terracon	**Client Sample ID:**	18871/Field Blank
Project Name:	SCDOT, Eddies Pit Stop	**Collection Date:**	8/31/2020 4:00:00 PM
Lab ID:	**2009341-019**	**Matrix:**	Groundwater

Analyses	Result	Qual	Reporting Limit	MDL	Units	Prepared	Date Analyzed	DF
Volatile Organic Compounds by GC/MS SW8260D					(SW5030B)			
1,2-Dichloroethane	0.42	U	1.0	0.42	ug/L	09/03/2020 17:14:0(	09/03/2020 19:55	1
Benzene	0.39	U	1.0	0.39	ug/L	09/03/2020 17:14:0(	09/03/2020 19:55	1
Ethylbenzene	0.38	U	1.0	0.38	ug/L	09/03/2020 17:14:0(	09/03/2020 19:55	1
m,p-Xylene	0.60	U	1.0	0.60	ug/L	09/03/2020 17:14:0(	09/03/2020 19:55	1
Methyl tert-butyl ether	0.37	U	1.0	0.37	ug/L	09/03/2020 17:14:0(	09/03/2020 19:55	1
Naphthalene	0.67	U	5.0	0.67	ug/L	09/03/2020 17:14:0(	09/03/2020 19:55	1
o-Xylene	0.18	U	1.0	0.18	ug/L	09/03/2020 17:14:0(	09/03/2020 19:55	1
Toluene	0.31	U	1.0	0.31	ug/L	09/03/2020 17:14:0(	09/03/2020 19:55	1
Surr: 4-Bromofluorobenzene	98.7		70-130	0	%REC	09/03/2020 17:14:0(	09/03/2020 19:55	1
Surr: Dibromofluoromethane	93.2		70-130	0	%REC	09/03/2020 17:14:0(	09/03/2020 19:55	1
Surr: Toluene-d8	100		70-130	0	%REC	09/03/2020 17:14:0(	09/03/2020 19:55	1
Oxygenates SW8260D					(SW5030B)			
3,3-Dimethyl-1-butanol	23	U	100	23	ug/L	09/03/2020 17:14:0(	09/03/2020 19:55	1
Ethanol	49	U	100	49	ug/L	09/03/2020 17:14:0(	09/03/2020 19:55	1
Ethyl tert-butyl ether	4.4	U	100	4.4	ug/L	09/03/2020 17:14:0(	09/03/2020 19:55	1
Isopropyl ether	3.5	U	10	3.5	ug/L	09/03/2020 17:14:0(	09/03/2020 19:55	1
tert-Amyl alcohol	27	U	100	27	ug/L	09/03/2020 17:14:0(	09/03/2020 19:55	1
tert-Amyl methyl ether	4.5	U	10	4.5	ug/L	09/03/2020 17:14:0(	09/03/2020 19:55	1
tert-Butyl Alcohol	60	U	100	60	ug/L	09/03/2020 17:14:0(	09/03/2020 19:55	1
tert-Butyl formate	44	U	100	44	ug/L	09/03/2020 17:14:0(	09/03/2020 19:55	1
MICRO-EXTRACTABLE VOLATILE ORGANICS SW8011					(SW8011)			
1,2-Dibromoethane	0.008	U	0.020	0.008	ug/L	09/08/2020 10:38:08	09/09/2020 01:59	1
Surr: 4-Bromofluorobenzene	96.9		73.6-140	0	%REC	09/08/2020 10:38:08	09/09/2020 01:59	1

FLDEP Qualifiers:
V Indicates that the analyte was detected in both the sample and the method blank
J Estimated value
U Indicates that the compound was analyzed for but not detected
Q Sample held beyond the accepted holding time
I The reported value is between the laboratory method detection limit and the laboratory practical quantitation limit

AES Laboratory Qualifiers:
S Spike recovery outside limits due to matrix
R RPD outside limits due to matrix
> Greater than result value
< Less than result value

Analytical Environmental Services, Inc

Date: 14-Sep-20

Client:	Terracon	**Client Sample ID:**	18871/MW-14
Project Name:	SCDOT, Eddies Pit Stop	**Collection Date:**	9/1/2020 10:45:00 AM
Lab ID:	**2009341-020**	**Matrix:**	Groundwater

Analyses	Result	Qual	Reporting Limit	MDL	Units	Prepared	Date Analyzed	DF
Volatile Organic Compounds by GC/MS SW8260D					(SW5030B)			
1,2-Dichloroethane	2.9		1.0	0.42	ug/L	09/03/2020 17:14:0(	09/04/2020 20:38	1
Benzene	31		1.0	0.39	ug/L	09/03/2020 17:14:0(	09/04/2020 20:38	1
Ethylbenzene	27		1.0	0.38	ug/L	09/03/2020 17:14:0(	09/04/2020 20:38	1
m,p-Xylene	3.8		1.0	0.60	ug/L	09/03/2020 17:14:0(	09/04/2020 20:38	1
Methyl tert-butyl ether	0.37	U	1.0	0.37	ug/L	09/03/2020 17:14:0(	09/04/2020 20:38	1
Naphthalene	13		5.0	0.67	ug/L	09/03/2020 17:14:0(	09/04/2020 20:38	1
o-Xylene	0.50	I	1.0	0.18	ug/L	09/03/2020 17:14:0(	09/04/2020 20:38	1
Toluene	0.31	U	1.0	0.31	ug/L	09/03/2020 17:14:0(	09/04/2020 20:38	1
Surr: 4-Bromofluorobenzene	100		70-130	0	%REC	09/03/2020 17:14:0(	09/04/2020 20:38	1
Surr: Dibromofluoromethane	98.8		70-130	0	%REC	09/03/2020 17:14:0(	09/04/2020 20:38	1
Surr: Toluene-d8	105		70-130	0	%REC	09/03/2020 17:14:0(	09/04/2020 20:38	1
Oxygenates SW8260D					(SW5030B)			
3,3-Dimethyl-1-butanol	23	U	100	23	ug/L	09/03/2020 17:14:0(	09/04/2020 20:38	1
Ethanol	49	U	100	49	ug/L	09/03/2020 17:14:0(	09/04/2020 20:38	1
Ethyl tert-butyl ether	4.4	U	100	4.4	ug/L	09/03/2020 17:14:0(	09/04/2020 20:38	1
Isopropyl ether	3.5	U	10	3.5	ug/L	09/03/2020 17:14:0(	09/04/2020 20:38	1
tert-Amyl alcohol	210		100	27	ug/L	09/03/2020 17:14:0(	09/04/2020 20:38	1
tert-Amyl methyl ether	4.5	U	10	4.5	ug/L	09/03/2020 17:14:0(	09/04/2020 20:38	1
tert-Butyl Alcohol	60	U	100	60	ug/L	09/03/2020 17:14:0(	09/04/2020 20:38	1
tert-Butyl formate	44	U	100	44	ug/L	09/03/2020 17:14:0(	09/04/2020 20:38	1
MICRO-EXTRACTABLE VOLATILE ORGANICS SW8011					(SW8011)			
1,2-Dibromoethane	0.008	U	0.020	0.008	ug/L	09/08/2020 10:38:0{	09/09/2020 02:57	1
Surr: 4-Bromofluorobenzene	101		73.6-140	0	%REC	09/08/2020 10:38:0{	09/09/2020 02:57	1

FLDEP Qualifiers:

- V Indicates that the analyte was detected in both the sample and the method blank
- U Indicates that the compound was analyzed for but not detected
- I The reported value is between the laboratory method detection limit and the laboratory practical quantitation limit
- J Estimated value
- Q Sample held beyond the accepted holding time

AES Laboratory Qualifiers:

- S Spike recovery outside limits due to matrix
- R RPD outside limits due to matrix
- > Greater than result value
- < Less than result value

Analytical Environmental Services, Inc

Date: 14-Sep-20

Client:	Terracon	**Client Sample ID:**	18871/MW-12
Project Name:	SCDOT, Eddies Pit Stop	**Collection Date:**	9/1/2020 11:30:00 AM
Lab ID:	**2009341-021**	**Matrix:**	Groundwater

Analyses	Result	Qual	Reporting Limit	MDL	Units	Prepared	Date Analyzed	DF
Volatile Organic Compounds by GC/MS SW8260D					(SW5030B)			
1,2-Dichloroethane	11		1.0	0.42	ug/L	09/03/2020 17:14:0(	09/04/2020 23:43	1
Benzene	1400		10	3.9	ug/L	09/03/2020 17:14:0(	09/04/2020 04:06	10
Ethylbenzene	350		10	3.8	ug/L	09/03/2020 17:14:0(	09/04/2020 04:06	10
m,p-Xylene	360		1.0	0.60	ug/L	09/03/2020 17:14:0(	09/04/2020 23:43	1
Methyl tert-butyl ether	0.37	U	1.0	0.37	ug/L	09/03/2020 17:14:0(	09/04/2020 23:43	1
Naphthalene	190		5.0	0.67	ug/L	09/03/2020 17:14:0(	09/04/2020 23:43	1
o-Xylene	120		1.0	0.18	ug/L	09/03/2020 17:14:0(	09/04/2020 23:43	1
Toluene	19		1.0	0.31	ug/L	09/03/2020 17:14:0(	09/04/2020 23:43	1
Surr: 4-Bromofluorobenzene	97.5		70-130	0	%REC	09/03/2020 17:14:0(	09/04/2020 04:06	10
Surr: 4-Bromofluorobenzene	106		70-130	0	%REC	09/03/2020 17:14:0(	09/04/2020 23:43	1
Surr: Dibromofluoromethane	93.4		70-130	0	%REC	09/03/2020 17:14:0(	09/04/2020 04:06	10
Surr: Dibromofluoromethane	96.4		70-130	0	%REC	09/03/2020 17:14:0(	09/04/2020 23:43	1
Surr: Toluene-d8	105		70-130	0	%REC	09/03/2020 17:14:0(	09/04/2020 04:06	10
Surr: Toluene-d8	107		70-130	0	%REC	09/03/2020 17:14:0(	09/04/2020 23:43	1
Oxygenates SW8260D					(SW5030B)			
3,3-Dimethyl-1-butanol	23	U	100	23	ug/L	09/03/2020 17:14:0(	09/04/2020 23:43	1
Ethanol	49	U	100	49	ug/L	09/03/2020 17:14:0(	09/04/2020 23:43	1
Ethyl tert-butyl ether	4.4	U	100	4.4	ug/L	09/03/2020 17:14:0(	09/04/2020 23:43	1
Isopropyl ether	17		10	3.5	ug/L	09/03/2020 17:14:0(	09/04/2020 23:43	1
tert-Amyl alcohol	2000		100	27	ug/L	09/03/2020 17:14:0(	09/04/2020 23:43	1
tert-Amyl methyl ether	4.5	U	10	4.5	ug/L	09/03/2020 17:14:0(	09/04/2020 23:43	1
tert-Butyl Alcohol	60	U	100	60	ug/L	09/03/2020 17:14:0(	09/04/2020 23:43	1
tert-Butyl formate	44	U	100	44	ug/L	09/03/2020 17:14:0(	09/04/2020 23:43	1
MICRO-EXTRACTABLE VOLATILE ORGANICS SW8011					(SW8011)			
1,2-Dibromoethane	0.008	U	0.020	0.008	ug/L	09/09/2020 09:18:0(	09/09/2020 14:33	1
Surr: 4-Bromofluorobenzene	103		73.6-140	0	%REC	09/09/2020 09:18:0(	09/09/2020 14:33	1

FLDEP Qualifiers:

- V Indicates that the analyte was detected in both the sample and the method blank
- J Estimated value
- U Indicates that the compound was analyzed for but not detected
- Q Sample held beyond the accepted holding time
- I The reported value is between the laboratory method detection limit and the laboratory practical quantitation limit

AES Laboratory Qualifiers:

- S Spike recovery outside limits due to matrix
- R RPD outside limits due to matrix
- > Greater than result value
- < Less than result value

Analytical Environmental Services, Inc

Date: 14-Sep-20

Client:	Terracon	**Client Sample ID:**	18871/MW-12 Dup
Project Name:	SCDOT, Eddies Pit Stop	**Collection Date:**	9/1/2020 11:30:00 AM
Lab ID:	**2009341-022**	**Matrix:**	Groundwater

Analyses	Result	Qual	Reporting Limit	MDL	Units	Prepared	Date Analyzed	DF
Volatile Organic Compounds by GC/MS SW8260D					(SW5030B)			
1,2-Dichloroethane	15		1.0	0.42	ug/L	09/03/2020 17:14:0(	09/09/2020 23:23	1
Benzene	1400		10	3.9	ug/L	09/03/2020 17:14:0(	09/09/2020 23:03	10
Ethylbenzene	360		10	3.8	ug/L	09/03/2020 17:14:0(	09/09/2020 23:03	10
m,p-Xylene	390		10	6.0	ug/L	09/03/2020 17:14:0(	09/09/2020 23:03	10
Methyl tert-butyl ether	0.37	U	1.0	0.37	ug/L	09/03/2020 17:14:0(	09/09/2020 23:23	1
Naphthalene	200		50	6.7	ug/L	09/03/2020 17:14:0(	09/09/2020 23:03	10
o-Xylene	130		1.0	0.18	ug/L	09/03/2020 17:14:0(	09/09/2020 23:23	1
Toluene	21		1.0	0.31	ug/L	09/03/2020 17:14:0(	09/09/2020 23:23	1
Surr: 4-Bromofluorobenzene	101		70-130	0	%REC	09/03/2020 17:14:0(	09/09/2020 23:03	10
Surr: 4-Bromofluorobenzene	109		70-130	0	%REC	09/03/2020 17:14:0(	09/09/2020 23:23	1
Surr: Dibromofluoromethane	98.5		70-130	0	%REC	09/03/2020 17:14:0(	09/09/2020 23:23	1
Surr: Dibromofluoromethane	98.5		70-130	0	%REC	09/03/2020 17:14:0(	09/09/2020 23:03	10
Surr: Toluene-d8	105		70-130	0	%REC	09/03/2020 17:14:0(	09/09/2020 23:23	1
Surr: Toluene-d8	104		70-130	0	%REC	09/03/2020 17:14:0(	09/09/2020 23:03	10
Oxygenates SW8260D					(SW5030B)			
3,3-Dimethyl-1-butanol	23	U	100	23	ug/L	09/03/2020 17:14:0(	09/09/2020 23:23	1
Ethanol	49	U	100	49	ug/L	09/03/2020 17:14:0(	09/09/2020 23:23	1
Ethyl tert-butyl ether	4.4	U	100	4.4	ug/L	09/03/2020 17:14:0(	09/09/2020 23:23	1
Isopropyl ether	22		10	3.5	ug/L	09/03/2020 17:14:0(	09/09/2020 23:23	1
tert-Amyl alcohol	2500		100	27	ug/L	09/03/2020 17:14:0(	09/09/2020 23:23	1
tert-Amyl methyl ether	4.5	U	10	4.5	ug/L	09/03/2020 17:14:0(	09/09/2020 23:23	1
tert-Butyl Alcohol	60	U	100	60	ug/L	09/03/2020 17:14:0(	09/09/2020 23:23	1
tert-Butyl formate	44	U	100	44	ug/L	09/03/2020 17:14:0(	09/09/2020 23:23	1
MICRO-EXTRACTABLE VOLATILE ORGANICS SW8011					(SW8011)			
1,2-Dibromoethane	0.008	U	0.020	0.008	ug/L	09/09/2020 09:18:0(	09/09/2020 15:01	1
Surr: 4-Bromofluorobenzene	109		73.6-140	0	%REC	09/09/2020 09:18:0(	09/09/2020 15:01	1

FLDEP Qualifiers:

- V Indicates that the analyte was detected in both the sample and the method blank
- J Estimated value
- U Indicates that the compound was analyzed for but not detected
- Q Sample held beyond the accepted holding time
- I The reported value is between the laboratory method detection limit and the laboratory practical quantitation limit

AES Laboratory Qualifiers:

- S Spike recovery outside limits due to matrix
- R RPD outside limits due to matrix
- > Greater than result value
- < Less than result value

Analytical Environmental Services, Inc

Date: 14-Sep-20

Client:	Terracon	**Client Sample ID:**	18871/MW-1
Project Name:	SCDOT, Eddies Pit Stop	**Collection Date:**	9/1/2020 12:10:00 PM
Lab ID:	**2009341-023**	**Matrix:**	Groundwater

Analyses	Result	Qual	Reporting Limit	MDL	Units	Prepared	Date Analyzed	DF
Volatile Organic Compounds by GC/MS SW8260D					(SW5030B)			
1,2-Dichloroethane	23		1.0	0.42	ug/L	09/03/2020 17:14:0(	09/05/2020 00:24	1
Benzene	1500		10	3.9	ug/L	09/03/2020 17:14:0(	09/04/2020 04:47	10
Ethylbenzene	1400		10	3.8	ug/L	09/03/2020 17:14:0(	09/04/2020 04:47	10
m,p-Xylene	2100		10	6.0	ug/L	09/03/2020 17:14:0(	09/04/2020 04:47	10
Methyl tert-butyl ether	0.37	U	1.0	0.37	ug/L	09/03/2020 17:14:0(	09/05/2020 00:24	1
Naphthalene	790		50	6.7	ug/L	09/03/2020 17:14:0(	09/04/2020 04:47	10
o-Xylene	2400		20	3.6	ug/L	09/03/2020 17:14:0(	09/04/2020 15:07	20
Toluene	110		1.0	0.31	ug/L	09/03/2020 17:14:0(	09/05/2020 00:24	1
Surr: 4-Bromofluorobenzene	102		70-130	0	%REC	09/03/2020 17:14:0(	09/04/2020 04:47	10
Surr: 4-Bromofluorobenzene	109		70-130	0	%REC	09/03/2020 17:14:0(	09/05/2020 00:24	1
Surr: 4-Bromofluorobenzene	97.1		70-130	0	%REC	09/03/2020 17:14:0(	09/04/2020 15:07	20
Surr: Dibromofluoromethane	92.4		70-130	0	%REC	09/03/2020 17:14:0(	09/05/2020 00:24	1
Surr: Dibromofluoromethane	102		70-130	0	%REC	09/03/2020 17:14:0(	09/04/2020 04:47	10
Surr: Dibromofluoromethane	89.2		70-130	0	%REC	09/03/2020 17:14:0(	09/04/2020 15:07	20
Surr: Toluene-d8	106		70-130	0	%REC	09/03/2020 17:14:0(	09/04/2020 15:07	20
Surr: Toluene-d8	104		70-130	0	%REC	09/03/2020 17:14:0(	09/04/2020 04:47	10
Surr: Toluene-d8	109		70-130	0	%REC	09/03/2020 17:14:0(	09/05/2020 00:24	1
Oxygenates SW8260D					(SW5030B)			
3,3-Dimethyl-1-butanol	23	U	100	23	ug/L	09/03/2020 17:14:0(	09/05/2020 00:24	1
Ethanol	49	U	100	49	ug/L	09/03/2020 17:14:0(	09/05/2020 00:24	1
Ethyl tert-butyl ether	4.4	U	100	4.4	ug/L	09/03/2020 17:14:0(	09/05/2020 00:24	1
Isopropyl ether	13		10	3.5	ug/L	09/03/2020 17:14:0(	09/05/2020 00:24	1
tert-Amyl alcohol	1600		100	27	ug/L	09/03/2020 17:14:0(	09/05/2020 00:24	1
tert-Amyl methyl ether	4.5	U	10	4.5	ug/L	09/03/2020 17:14:0(	09/05/2020 00:24	1
tert-Butyl Alcohol	60	U	100	60	ug/L	09/03/2020 17:14:0(	09/05/2020 00:24	1
tert-Butyl formate	44	U	100	44	ug/L	09/03/2020 17:14:0(	09/05/2020 00:24	1
MICRO-EXTRACTABLE VOLATILE ORGANICS SW8011					(SW8011)			
1,2-Dibromoethane	1.52		0.296	0.119	ug/L	09/09/2020 09:18:0(	09/11/2020 14:09	15
Surr: 4-Bromofluorobenzene	105		73.6-140	0	%REC	09/09/2020 09:18:0(	09/09/2020 15:30	1

FLDEP Qualifiers:

- V Indicates that the analyte was detected in both the sample and the method blank
- U Indicates that the compound was analyzed for but not detected
- I The reported value is between the laboratory method detection limit and the laboratory practical quantitation limit
- J Estimated value
- Q Sample held beyond the accepted holding time

AES Laboratory Qualifiers:

- S Spike recovery outside limits due to matrix
- R RPD outside limits due to matrix
- > Greater than result value
- < Less than result value

Analytical Environmental Services, Inc **Date:** 14-Sep-20

Client:	Terracon	**Client Sample ID:**	18871/MW-4
Project Name:	SCDOT, Eddies Pit Stop	**Collection Date:**	9/1/2020 1:30:00 PM
Lab ID:	**2009341-024**	**Matrix:**	Groundwater

Analyses	Result	Qual	Reporting Limit	MDL	Units	Prepared	Date Analyzed	DF
Volatile Organic Compounds by GC/MS SW8260D					(SW5030B)			
1,2-Dichloroethane	0.42	U	1.0	0.42	ug/L	09/03/2020 17:14:0(	09/04/2020 22:42	1
Benzene	34		1.0	0.39	ug/L	09/03/2020 17:14:0(	09/04/2020 22:42	1
Ethylbenzene	230		10	3.8	ug/L	09/03/2020 17:14:0(	09/04/2020 05:07	10
m,p-Xylene	370		10	6.0	ug/L	09/03/2020 17:14:0(	09/04/2020 05:07	10
Methyl tert-butyl ether	0.37	U	1.0	0.37	ug/L	09/03/2020 17:14:0(	09/04/2020 22:42	1
Naphthalene	220		50	6.7	ug/L	09/03/2020 17:14:0(	09/04/2020 05:07	10
o-Xylene	400		10	1.8	ug/L	09/03/2020 17:14:0(	09/04/2020 05:07	10
Toluene	7.3		1.0	0.31	ug/L	09/03/2020 17:14:0(	09/04/2020 22:42	1
Surr: 4-Bromofluorobenzene	101		70-130	0	%REC	09/03/2020 17:14:0(	09/04/2020 05:07	10
Surr: 4-Bromofluorobenzene	102		70-130	0	%REC	09/03/2020 17:14:0(	09/04/2020 22:42	1
Surr: Dibromofluoromethane	96.9		70-130	0	%REC	09/03/2020 17:14:0(	09/04/2020 22:42	1
Surr: Dibromofluoromethane	104		70-130	0	%REC	09/03/2020 17:14:0(	09/04/2020 05:07	10
Surr: Toluene-d8	104		70-130	0	%REC	09/03/2020 17:14:0(	09/04/2020 05:07	10
Surr: Toluene-d8	109		70-130	0	%REC	09/03/2020 17:14:0(	09/04/2020 22:42	1
Oxygenates SW8260D					(SW5030B)			
3,3-Dimethyl-1-butanol	23	U	100	23	ug/L	09/03/2020 17:14:0(	09/04/2020 22:42	1
Ethanol	49	U	100	49	ug/L	09/03/2020 17:14:0(	09/04/2020 22:42	1
Ethyl tert-butyl ether	4.4	U	100	4.4	ug/L	09/03/2020 17:14:0(	09/04/2020 22:42	1
Isopropyl ether	3.5	U	10	3.5	ug/L	09/03/2020 17:14:0(	09/04/2020 22:42	1
tert-Amyl alcohol	88	I	100	27	ug/L	09/03/2020 17:14:0(	09/04/2020 22:42	1
tert-Amyl methyl ether	4.5	U	10	4.5	ug/L	09/03/2020 17:14:0(	09/04/2020 22:42	1
tert-Butyl Alcohol	60	U	100	60	ug/L	09/03/2020 17:14:0(	09/04/2020 22:42	1
tert-Butyl formate	44	U	100	44	ug/L	09/03/2020 17:14:0(	09/04/2020 22:42	1
MICRO-EXTRACTABLE VOLATILE ORGANICS SW8011					(SW8011)			
1,2-Dibromoethane	0.053		0.020	0.008	ug/L	09/09/2020 09:18:0(	09/09/2020 15:59	1
Surr: 4-Bromofluorobenzene	107		73.6-140	0	%REC	09/09/2020 09:18:0(	09/09/2020 15:59	1

FLDEP Qualifiers:
V Indicates that the analyte was detected in both the sample and the method blank
U Indicates that the compound was analyzed for but not detected
I The reported value is between the laboratory method detection limit and the laboratory practical quantitation limit
J Estimated value
Q Sample held beyond the accepted holding time

AES Laboratory Qualifiers:
S Spike recovery outside limits due to matrix
> Greater than result value
R RPD outside limits due to matrix
< Less than result value

Analytical Environmental Services, Inc **Date:** 14-Sep-20

Client:	Terracon	**Client Sample ID:**	18871/MW-4 Dup
Project Name:	SCDOT, Eddies Pit Stop	**Collection Date:**	9/1/2020 1:30:00 PM
Lab ID:	**2009341-025**	**Matrix:**	Groundwater

Analyses	Result	Qual	Reporting Limit	MDL	Units	Prepared	Date Analyzed	DF
Volatile Organic Compounds by GC/MS SW8260D					(SW5030B)			
1,2-Dichloroethane	0.42	U	1.0	0.42	ug/L	09/03/2020 17:14:0(	09/04/2020 23:02	1
Benzene	34		1.0	0.39	ug/L	09/03/2020 17:14:0(	09/04/2020 23:02	1
Ethylbenzene	230		10	3.8	ug/L	09/03/2020 17:14:0(	09/04/2020 05:28	10
m,p-Xylene	370		10	6.0	ug/L	09/03/2020 17:14:0(	09/04/2020 05:28	10
Methyl tert-butyl ether	0.37	U	1.0	0.37	ug/L	09/03/2020 17:14:0(	09/04/2020 23:02	1
Naphthalene	210		50	6.7	ug/L	09/03/2020 17:14:0(	09/04/2020 05:28	10
o-Xylene	400		10	1.8	ug/L	09/03/2020 17:14:0(	09/04/2020 05:28	10
Toluene	7.4		1.0	0.31	ug/L	09/03/2020 17:14:0(	09/04/2020 23:02	1
Surr: 4-Bromofluorobenzene	102		70-130	0	%REC	09/03/2020 17:14:0(	09/04/2020 23:02	1
Surr: 4-Bromofluorobenzene	102		70-130	0	%REC	09/03/2020 17:14:0(	09/04/2020 05:28	10
Surr: Dibromofluoromethane	96.6		70-130	0	%REC	09/03/2020 17:14:0(	09/04/2020 23:02	1
Surr: Dibromofluoromethane	104		70-130	0	%REC	09/03/2020 17:14:0(	09/04/2020 05:28	10
Surr: Toluene-d8	104		70-130	0	%REC	09/03/2020 17:14:0(	09/04/2020 05:28	10
Surr: Toluene-d8	108		70-130	0	%REC	09/03/2020 17:14:0(	09/04/2020 23:02	1
Oxygenates SW8260D					(SW5030B)			
3,3-Dimethyl-1-butanol	23	U	100	23	ug/L	09/03/2020 17:14:0(	09/04/2020 23:02	1
Ethanol	49	U	100	49	ug/L	09/03/2020 17:14:0(	09/04/2020 23:02	1
Ethyl tert-butyl ether	4.4	U	100	4.4	ug/L	09/03/2020 17:14:0(	09/04/2020 23:02	1
Isopropyl ether	3.5	U	10	3.5	ug/L	09/03/2020 17:14:0(	09/04/2020 23:02	1
tert-Amyl alcohol	86	I	100	27	ug/L	09/03/2020 17:14:0(	09/04/2020 23:02	1
tert-Amyl methyl ether	4.5	U	10	4.5	ug/L	09/03/2020 17:14:0(	09/04/2020 23:02	1
tert-Butyl Alcohol	60	U	100	60	ug/L	09/03/2020 17:14:0(	09/04/2020 23:02	1
tert-Butyl formate	44	U	100	44	ug/L	09/03/2020 17:14:0(	09/04/2020 23:02	1
MICRO-EXTRACTABLE VOLATILE ORGANICS SW8011					(SW8011)			
1,2-Dibromoethane	0.044		0.020	0.008	ug/L	09/09/2020 09:18:0(	09/09/2020 16:27	1
Surr: 4-Bromofluorobenzene	102		73.6-140	0	%REC	09/09/2020 09:18:0(	09/09/2020 16:27	1

FLDEP Qualifiers:
V Indicates that the analyte was detected in both the sample and the method blank
U Indicates that the compound was analyzed for but not detected
I The reported value is between the laboratory method detection limit and the laboratory practical quantitation limit
J Estimated value
Q Sample held beyond the accepted holding time

AES Laboratory Qualifiers:
S Spike recovery outside limits due to matrix
> Greater than result value
R RPD outside limits due to matrix
< Less than result value

Analytical Environmental Services, Inc

Date: 14-Sep-20

Client:	Terracon	**Client Sample ID:**	18871/MW-11
Project Name:	SCDOT, Eddies Pit Stop	**Collection Date:**	9/1/2020 2:10:00 PM
Lab ID:	**2009341-026**	**Matrix:**	Groundwater

Analyses	Result	Qual	Reporting Limit	MDL	Units	Prepared	Date Analyzed	DF
Volatile Organic Compounds by GC/MS SW8260D					(SW5030B)			
1,2-Dichloroethane	0.42	U	1.0	0.42	ug/L	09/03/2020 17:14:0(	09/04/2020 21:19	1
Benzene	0.39	U	1.0	0.39	ug/L	09/03/2020 17:14:0(	09/04/2020 21:19	1
Ethylbenzene	0.38	U	1.0	0.38	ug/L	09/03/2020 17:14:0(	09/04/2020 21:19	1
m,p-Xylene	0.60	U	1.0	0.60	ug/L	09/03/2020 17:14:0(	09/04/2020 21:19	1
Methyl tert-butyl ether	0.37	U	1.0	0.37	ug/L	09/03/2020 17:14:0(	09/04/2020 21:19	1
Naphthalene	0.67	U	5.0	0.67	ug/L	09/03/2020 17:14:0(	09/04/2020 21:19	1
o-Xylene	0.18	U	1.0	0.18	ug/L	09/03/2020 17:14:0(	09/04/2020 21:19	1
Toluene	0.31	U	1.0	0.31	ug/L	09/03/2020 17:14:0(	09/04/2020 21:19	1
Surr: 4-Bromofluorobenzene	97.6		70-130	0	%REC	09/03/2020 17:14:0(	09/04/2020 21:19	1
Surr: Dibromofluoromethane	97.4		70-130	0	%REC	09/03/2020 17:14:0(	09/04/2020 21:19	1
Surr: Toluene-d8	103		70-130	0	%REC	09/03/2020 17:14:0(	09/04/2020 21:19	1
Oxygenates SW8260D					(SW5030B)			
3,3-Dimethyl-1-butanol	23	U	100	23	ug/L	09/03/2020 17:14:0(	09/04/2020 21:19	1
Ethanol	49	U	100	49	ug/L	09/03/2020 17:14:0(	09/04/2020 21:19	1
Ethyl tert-butyl ether	4.4	U	100	4.4	ug/L	09/03/2020 17:14:0(	09/04/2020 21:19	1
Isopropyl ether	3.5	U	10	3.5	ug/L	09/03/2020 17:14:0(	09/04/2020 21:19	1
tert-Amyl alcohol	27	U	100	27	ug/L	09/03/2020 17:14:0(	09/04/2020 21:19	1
tert-Amyl methyl ether	4.5	U	10	4.5	ug/L	09/03/2020 17:14:0(	09/04/2020 21:19	1
tert-Butyl Alcohol	60	U	100	60	ug/L	09/03/2020 17:14:0(	09/04/2020 21:19	1
tert-Butyl formate	44	U	100	44	ug/L	09/03/2020 17:14:0(	09/04/2020 21:19	1
MICRO-EXTRACTABLE VOLATILE ORGANICS SW8011					(SW8011)			
1,2-Dibromoethane	0.024		0.020	0.008	ug/L	09/09/2020 09:18:0(	09/09/2020 17:24	1
Surr: 4-Bromofluorobenzene	103		73.6-140	0	%REC	09/09/2020 09:18:0(	09/09/2020 17:24	1

FLDEP Qualifiers:
- V Indicates that the analyte was detected in both the sample and the method blank
- U Indicates that the compound was analyzed for but not detected
- I The reported value is between the laboratory method detection limit and the laboratory practical quantitation limit
- J Estimated value
- Q Sample held beyond the accepted holding time

AES Laboratory Qualifiers:
- S Spike recovery outside limits due to matrix
- R RPD outside limits due to matrix
- > Greater than result value
- < Less than result value

Analytical Environmental Services, Inc

Date: 14-Sep-20

Client:	Terracon	**Client Sample ID:**	18871/MW-10
Project Name:	SCDOT, Eddies Pit Stop	**Collection Date:**	9/1/2020 3:00:00 PM
Lab ID:	**2009341-027**	**Matrix:**	Groundwater

Analyses	Result	Qual	Reporting Limit	MDL	Units	Prepared	Date Analyzed	DF
Volatile Organic Compounds by GC/MS SW8260D					(SW5030B)			
1,2-Dichloroethane	34		1.0	0.42	ug/L	09/03/2020 17:14:0(	09/05/2020 01:04	1
Benzene	3200		20	7.8	ug/L	09/03/2020 17:14:0(	09/04/2020 22:01	20
Ethylbenzene	960		10	3.8	ug/L	09/03/2020 17:14:0(	09/04/2020 06:09	10
m,p-Xylene	1500		10	6.0	ug/L	09/03/2020 17:14:0(	09/04/2020 06:09	10
Methyl tert-butyl ether	130		1.0	0.37	ug/L	09/03/2020 17:14:0(	09/05/2020 01:04	1
Naphthalene	440		50	6.7	ug/L	09/03/2020 17:14:0(	09/04/2020 06:09	10
o-Xylene	690		10	1.8	ug/L	09/03/2020 17:14:0(	09/04/2020 06:09	10
Toluene	7.4		1.0	0.31	ug/L	09/03/2020 17:14:0(	09/05/2020 01:04	1
Surr: 4-Bromofluorobenzene	100		70-130	0	%REC	09/03/2020 17:14:0(	09/04/2020 22:01	20
Surr: 4-Bromofluorobenzene	99.4		70-130	0	%REC	09/03/2020 17:14:0(	09/04/2020 06:09	10
Surr: 4-Bromofluorobenzene	101		70-130	0	%REC	09/03/2020 17:14:0(	09/05/2020 01:04	1
Surr: Dibromofluoromethane	89.6		70-130	0	%REC	09/03/2020 17:14:0(	09/05/2020 01:04	1
Surr: Dibromofluoromethane	97		70-130	0	%REC	09/03/2020 17:14:0(	09/04/2020 06:09	10
Surr: Dibromofluoromethane	99.8		70-130	0	%REC	09/03/2020 17:14:0(	09/04/2020 22:01	20
Surr: Toluene-d8	105		70-130	0	%REC	09/03/2020 17:14:0(	09/04/2020 22:01	20
Surr: Toluene-d8	105		70-130	0	%REC	09/03/2020 17:14:0(	09/04/2020 06:09	10
Surr: Toluene-d8	107		70-130	0	%REC	09/03/2020 17:14:0(	09/05/2020 01:04	1
Oxygenates SW8260D					(SW5030B)			
3,3-Dimethyl-1-butanol	23	U	100	23	ug/L	09/03/2020 17:14:0(	09/05/2020 01:04	1
Ethanol	49	U	100	49	ug/L	09/03/2020 17:14:0(	09/05/2020 01:04	1
Ethyl tert-butyl ether	4.4	U	100	4.4	ug/L	09/03/2020 17:14:0(	09/05/2020 01:04	1
Isopropyl ether	3.5	U	10	3.5	ug/L	09/03/2020 17:14:0(	09/05/2020 01:04	1
tert-Amyl alcohol	2300		100	27	ug/L	09/03/2020 17:14:0(	09/05/2020 01:04	1
tert-Amyl methyl ether	4.5	U	10	4.5	ug/L	09/03/2020 17:14:0(	09/05/2020 01:04	1
tert-Butyl Alcohol	1300		100	60	ug/L	09/03/2020 17:14:0(	09/05/2020 01:04	1
tert-Butyl formate	44	U	100	44	ug/L	09/03/2020 17:14:0(	09/05/2020 01:04	1
MICRO-EXTRACTABLE VOLATILE ORGANICS SW8011					(SW8011)			
1,2-Dibromoethane	1.11		0.200	0.080	ug/L	09/09/2020 09:18:0(	09/11/2020 13:40	10
Surr: 4-Bromofluorobenzene	126		73.6-140	0	%REC	09/09/2020 09:18:0(	09/09/2020 18:21	1

FLDEP Qualifiers:

- V Indicates that the analyte was detected in both the sample and the method blank
- U Indicates that the compound was analyzed for but not detected
- I The reported value is between the laboratory method detection limit and the laboratory practical quantitation limit
- J Estimated value
- Q Sample held beyond the accepted holding time

AES Laboratory Qualifiers:

- S Spike recovery outside limits due to matrix
- R RPD outside limits due to matrix
- > Greater than result value
- < Less than result value

Analytical Environmental Services, Inc

Date: 14-Sep-20

Client:	Terracon	**Client Sample ID:**	18871/Field Blank
Project Name:	SCDOT, Eddies Pit Stop	**Collection Date:**	9/1/2020 12:00:00 PM
Lab ID:	**2009341-028**	**Matrix:**	Groundwater

Analyses	Result	Qual	Reporting Limit	MDL	Units	Prepared	Date Analyzed	DF
Volatile Organic Compounds by GC/MS SW8260D					(SW5030B)			
1,2-Dichloroethane	0.42	U	1.0	0.42	ug/L	09/03/2020 17:14:0(	09/04/2020 14:25	1
Benzene	0.39	U	1.0	0.39	ug/L	09/03/2020 17:14:0(	09/04/2020 14:25	1
Ethylbenzene	0.38	U	1.0	0.38	ug/L	09/03/2020 17:14:0(	09/04/2020 14:25	1
m,p-Xylene	0.60	U	1.0	0.60	ug/L	09/03/2020 17:14:0(	09/04/2020 14:25	1
Methyl tert-butyl ether	0.37	U	1.0	0.37	ug/L	09/03/2020 17:14:0(	09/04/2020 14:25	1
Naphthalene	0.67	U	5.0	0.67	ug/L	09/03/2020 17:14:0(	09/04/2020 14:25	1
o-Xylene	0.18	U	1.0	0.18	ug/L	09/03/2020 17:14:0(	09/04/2020 14:25	1
Toluene	0.31	U	1.0	0.31	ug/L	09/03/2020 17:14:0(	09/04/2020 14:25	1
Surr: 4-Bromofluorobenzene	96.6		70-130	0	%REC	09/03/2020 17:14:0(	09/04/2020 14:25	1
Surr: Dibromofluoromethane	96.7		70-130	0	%REC	09/03/2020 17:14:0(	09/04/2020 14:25	1
Surr: Toluene-d8	103		70-130	0	%REC	09/03/2020 17:14:0(	09/04/2020 14:25	1
Oxygenates SW8260D					(SW5030B)			
3,3-Dimethyl-1-butanol	23	U	100	23	ug/L	09/03/2020 17:14:0(	09/04/2020 14:25	1
Ethanol	49	U	100	49	ug/L	09/03/2020 17:14:0(	09/04/2020 14:25	1
Ethyl tert-butyl ether	4.4	U	100	4.4	ug/L	09/03/2020 17:14:0(	09/04/2020 14:25	1
Isopropyl ether	3.5	U	10	3.5	ug/L	09/03/2020 17:14:0(	09/04/2020 14:25	1
tert-Amyl alcohol	27	U	100	27	ug/L	09/03/2020 17:14:0(	09/04/2020 14:25	1
tert-Amyl methyl ether	4.5	U	10	4.5	ug/L	09/03/2020 17:14:0(	09/04/2020 14:25	1
tert-Butyl Alcohol	60	U	100	60	ug/L	09/03/2020 17:14:0(	09/04/2020 14:25	1
tert-Butyl formate	44	U	100	44	ug/L	09/03/2020 17:14:0(	09/04/2020 14:25	1
MICRO-EXTRACTABLE VOLATILE ORGANICS SW8011					(SW8011)			
1,2-Dibromoethane	0.008	U	0.020	0.008	ug/L	09/09/2020 09:18:0(	09/09/2020 18:50	1
Surr: 4-Bromofluorobenzene	95.2		73.6-140	0	%REC	09/09/2020 09:18:0(	09/09/2020 18:50	1

FLDEP Qualifiers:
- V Indicates that the analyte was detected in both the sample and the method blank
- U Indicates that the compound was analyzed for but not detected
- I The reported value is between the laboratory method detection limit and the laboratory practical quantitation limit
- J Estimated value
- Q Sample held beyond the accepted holding time

AES Laboratory Qualifiers:
- S Spike recovery outside limits due to matrix
- R RPD outside limits due to matrix
- > Greater than result value
- < Less than result value

Analytical Environmental Services, Inc

Date: 14-Sep-20

Client:	Terracon	**Client Sample ID:**	18871/Trip Blank
Project Name:	SCDOT, Eddies Pit Stop	**Collection Date:**	8/31/2020
Lab ID:	**2009341-029**	**Matrix:**	Trip Blank

Analyses	Result	Qual	Reporting Limit	MDL	Units	Prepared	Date Analyzed	DF
Volatile Organic Compounds by GC/MS SW8260D					(SW5030B)			
1,2-Dichloroethane	0.42	U	1.0	0.42	ug/L	09/03/2020 17:14:0(	09/04/2020 14:45	1
Benzene	0.39	U	1.0	0.39	ug/L	09/03/2020 17:14:0(	09/04/2020 14:45	1
Ethylbenzene	0.38	U	1.0	0.38	ug/L	09/03/2020 17:14:0(	09/04/2020 14:45	1
m,p-Xylene	0.60	U	1.0	0.60	ug/L	09/03/2020 17:14:0(	09/04/2020 14:45	1
Methyl tert-butyl ether	0.37	U	1.0	0.37	ug/L	09/03/2020 17:14:0(	09/04/2020 14:45	1
Naphthalene	0.67	U	5.0	0.67	ug/L	09/03/2020 17:14:0(	09/04/2020 14:45	1
o-Xylene	0.18	U	1.0	0.18	ug/L	09/03/2020 17:14:0(	09/04/2020 14:45	1
Toluene	0.31	U	1.0	0.31	ug/L	09/03/2020 17:14:0(	09/04/2020 14:45	1
Surr: 4-Bromofluorobenzene	97		70-130	0	%REC	09/03/2020 17:14:0(	09/04/2020 14:45	1
Surr: Dibromofluoromethane	103		70-130	0	%REC	09/03/2020 17:14:0(	09/04/2020 14:45	1
Surr: Toluene-d8	101		70-130	0	%REC	09/03/2020 17:14:0(	09/04/2020 14:45	1
Oxygenates SW8260D					(SW5030B)			
3,3-Dimethyl-1-butanol	23	U	100	23	ug/L	09/03/2020 17:14:0(	09/04/2020 14:45	1
Ethanol	49	U	100	49	ug/L	09/03/2020 17:14:0(	09/04/2020 14:45	1
Ethyl tert-butyl ether	4.4	U	100	4.4	ug/L	09/03/2020 17:14:0(	09/04/2020 14:45	1
Isopropyl ether	3.5	U	10	3.5	ug/L	09/03/2020 17:14:0(	09/04/2020 14:45	1
tert-Amyl alcohol	27	U	100	27	ug/L	09/03/2020 17:14:0(	09/04/2020 14:45	1
tert-Amyl methyl ether	4.5	U	10	4.5	ug/L	09/03/2020 17:14:0(	09/04/2020 14:45	1
tert-Butyl Alcohol	60	U	100	60	ug/L	09/03/2020 17:14:0(	09/04/2020 14:45	1
tert-Butyl formate	44	U	100	44	ug/L	09/03/2020 17:14:0(	09/04/2020 14:45	1

FLDEP Qualifiers:
- V Indicates that the analyte was detected in both the sample and the method blank
- U Indicates that the compound was analyzed for but not detected
- I The reported value is between the laboratory method detection limit and the laboratory practical quantitation limit
- J Estimated value
- Q Sample held beyond the accepted holding time

AES Laboratory Qualifiers:
- S Spike recovery outside limits due to matrix
- > Greater than result value
- R RPD outside limits due to matrix
- < Less than result value

Analytical Environmental Services, Inc

Date: 14-Sep-20

SUMMARY OF ANALYTES DETECTED

Analyses	Result	Qual	MDL	Reporting Limit	Units	BatchID	Dilution Factor
Client Sample ID: 18871/MW-20D				**Lab ID:** 2009341-003			
Collection Date: 8/31/2020 11:15:00 AM				**Matrix:** Groundwater			
Volatile Organic Compounds by GC/MS SW8260D				**(SW5030B)**			
Methyl tert-butyl ether	11		0.37	1.0	ug/L	302333	1
Client Sample ID: 18871/MW-21D				**Lab ID:** 2009341-005			
Collection Date: 8/31/2020 11:45:00 AM				**Matrix:** Groundwater			
Volatile Organic Compounds by GC/MS SW8260D				**(SW5030B)**			
Benzene	0.47	J	0.39	1.0	ug/L	302333	1
Methyl tert-butyl ether	26		0.37	1.0	ug/L	302333	1
Client Sample ID: 18871/MW-22D				**Lab ID:** 2009341-006			
Collection Date: 8/31/2020 12:15:00 PM				**Matrix:** Groundwater			
Volatile Organic Compounds by GC/MS SW8260D				**(SW5030B)**			
1,2-Dichloroethane	77		0.42	1.0	ug/L	302333	1
Benzene	7200		19	50	ug/L	302333	50
Ethylbenzene	1000		3.8	10	ug/L	302333	10
m,p-Xylene	1500		6.0	10	ug/L	302333	10
Methyl tert-butyl ether	200		0.37	1.0	ug/L	302333	1
Naphthalene	390		6.7	50	ug/L	302333	10
o-Xylene	1500		1.8	10	ug/L	302333	10
Toluene	140		0.31	1.0	ug/L	302333	1
Oxygenates SW8260D				**(SW5030B)**			
tert-Amyl alcohol	12000		1400	5000	ug/L	302333	50
tert-Butyl Alcohol	3000		600	1000	ug/L	302333	10
MICRO-EXTRACTABLE VOLATILE ORGANICS SW8011				**(SW8011)**			
1,2-Dibromoethane	8.11		0.403	1.00	ug/L	302422	50
Client Sample ID: 18871/MW-20				**Lab ID:** 2009341-007			
Collection Date: 8/31/2020 12:15:00 PM				**Matrix:** Groundwater			
Volatile Organic Compounds by GC/MS SW8260D				**(SW5030B)**			
1,2-Dichloroethane	29		0.42	1.0	ug/L	302333	1
Benzene	2300		7.8	20	ug/L	302333	20
Ethylbenzene	570		3.8	10	ug/L	302333	10
m,p-Xylene	1200		6.0	10	ug/L	302333	10
Methyl tert-butyl ether	130		0.37	1.0	ug/L	302333	1
Naphthalene	220		6.7	50	ug/L	302333	10
o-Xylene	500		1.8	10	ug/L	302333	10
Toluene	9.4		0.31	1.0	ug/L	302333	1
Oxygenates SW8260D				**(SW5030B)**			
tert-Amyl alcohol	2300		27	100	ug/L	302333	1
tert-Butyl Alcohol	570		60	100	ug/L	302333	1
MICRO-EXTRACTABLE VOLATILE ORGANICS SW8011				**(SW8011)**			
1,2-Dibromoethane	0.762		0.056	0.139	ug/L	302422	7
Client Sample ID: 18871/MW-22				**Lab ID:** 2009341-008			
Collection Date: 8/31/2020 12:50:00 PM				**Matrix:** Groundwater			
Volatile Organic Compounds by GC/MS SW8260D				**(SW5030B)**			
1,2-Dichloroethane	75		0.42	1.0	ug/L	302333	1
Benzene	2800		19	50	ug/L	302333	50

SUMMARY OF ANALYTES DETECTED

Analyses	Result	Qual	MDL	Reporting Limit	Units	BatchID	Dilution Factor
Client Sample ID: 18871/MW-22				**Lab ID:** 2009341-008			
Collection Date: 8/31/2020 12:50:00 PM				**Matrix:** Groundwater			
Volatile Organic Compounds by GC/MS SW8260D				**(SW5030B)**			
Ethylbenzene	410		3.8	10	ug/L	302333	10
m,p-Xylene	13		0.60	1.0	ug/L	302333	1
Methyl tert-butyl ether	490		3.7	10	ug/L	302333	10
Naphthalene	190		6.7	50	ug/L	302333	10
o-Xylene	380		1.8	10	ug/L	302333	10
Toluene	37		0.31	1.0	ug/L	302333	1
Oxygenates SW8260D				**(SW5030B)**			
tert-Amyl alcohol	8000		270	1000	ug/L	302333	10
tert-Amyl methyl ether	12		4.5	10	ug/L	302333	1
tert-Butyl Alcohol	6200		600	1000	ug/L	302333	10
MICRO-EXTRACTABLE VOLATILE ORGANICS SW8011				**(SW8011)**			
1,2-Dibromoethane	0.199		0.008	0.020	ug/L	302422	1
Client Sample ID: 18871/MW-16D				**Lab ID:** 2009341-012			
Collection Date: 8/31/2020 2:00:00 PM				**Matrix:** Groundwater			
Volatile Organic Compounds by GC/MS SW8260D				**(SW5030B)**			
1,2-Dichloroethane	2.2		0.42	1.0	ug/L	302333	1
Benzene	1.4		0.39	1.0	ug/L	302333	1
Ethylbenzene	1.5		0.38	1.0	ug/L	302333	1
m,p-Xylene	1.2		0.60	1.0	ug/L	302333	1
Oxygenates SW8260D				**(SW5030B)**			
Isopropyl ether	10		3.5	10	ug/L	302333	1
tert-Amyl alcohol	190		27	100	ug/L	302333	1
Client Sample ID: 18871/MW-8				**Lab ID:** 2009341-013			
Collection Date: 8/31/2020 2:30:00 PM				**Matrix:** Groundwater			
Volatile Organic Compounds by GC/MS SW8260D				**(SW5030B)**			
Benzene	780		3.9	10	ug/L	302333	10
Ethylbenzene	720		3.8	10	ug/L	302333	10
m,p-Xylene	380		6.0	10	ug/L	302333	10
Naphthalene	240		6.7	50	ug/L	302333	10
o-Xylene	86		1.8	10	ug/L	302333	10
Toluene	2.7		0.31	1.0	ug/L	302333	1
Oxygenates SW8260D				**(SW5030B)**			
Isopropyl ether	9.0	J	3.5	10	ug/L	302333	1
tert-Amyl alcohol	1600		27	100	ug/L	302333	1
Client Sample ID: 18871/MW-19				**Lab ID:** 2009341-016			
Collection Date: 8/31/2020 3:15:00 PM				**Matrix:** Groundwater			
Volatile Organic Compounds by GC/MS SW8260D				**(SW5030B)**			
1,2-Dichloroethane	23		0.42	1.0	ug/L	302333	1
Benzene	0.80	J	0.39	1.0	ug/L	302333	1
Oxygenates SW8260D				**(SW5030B)**			
Isopropyl ether	12		3.5	10	ug/L	302333	1
tert-Amyl alcohol	340		27	100	ug/L	302333	1
Client Sample ID: 18871/MW-18D				**Lab ID:** 2009341-017			

Analytical Environmental Services, Inc

Date: 14-Sep-20

SUMMARY OF ANALYTES DETECTED

Analyses	Result	Qual	MDL	Reporting Limit	Units	BatchID	Dilution Factor
Collection Date: 8/31/2020 3:35:00 PM				**Matrix:** Groundwater			
Volatile Organic Compounds by GC/MS SW8260D				**(SW5030B)**			
1,2-Dichloroethane	14		0.42	1.0	ug/L	302333	1
Benzene	20		0.39	1.0	ug/L	302333	1
Ethylbenzene	0.83	J	0.38	1.0	ug/L	302333	1
Methyl tert-butyl ether	0.46	J	0.37	1.0	ug/L	302333	1
Naphthalene	3.2	J	0.67	5.0	ug/L	302333	1
Oxygenates SW8260D				**(SW5030B)**			
Isopropyl ether	27		3.5	10	ug/L	302333	1
tert-Amyl alcohol	170		27	100	ug/L	302333	1
Client Sample ID: 18871/MW-14				**Lab ID:** 2009341-020			
Collection Date: 9/1/2020 10:45:00 AM				**Matrix:** Groundwater			
Volatile Organic Compounds by GC/MS SW8260D				**(SW5030B)**			
1,2-Dichloroethane	2.9		0.42	1.0	ug/L	302333	1
Benzene	31		0.39	1.0	ug/L	302333	1
Ethylbenzene	27		0.38	1.0	ug/L	302333	1
m,p-Xylene	3.8		0.60	1.0	ug/L	302333	1
Naphthalene	13		0.67	5.0	ug/L	302333	1
o-Xylene	0.50	J	0.18	1.0	ug/L	302333	1
Oxygenates SW8260D				**(SW5030B)**			
tert-Amyl alcohol	210		27	100	ug/L	302333	1
Client Sample ID: 18871/MW-12				**Lab ID:** 2009341-021			
Collection Date: 9/1/2020 11:30:00 AM				**Matrix:** Groundwater			
Volatile Organic Compounds by GC/MS SW8260D				**(SW5030B)**			
1,2-Dichloroethane	11		0.42	1.0	ug/L	302343	1
Benzene	1400		3.9	10	ug/L	302343	10
Ethylbenzene	350		3.8	10	ug/L	302343	10
m,p-Xylene	360		0.60	1.0	ug/L	302343	1
Naphthalene	190		0.67	5.0	ug/L	302343	1
o-Xylene	120		0.18	1.0	ug/L	302343	1
Toluene	19		0.31	1.0	ug/L	302343	1
Oxygenates SW8260D				**(SW5030B)**			
Isopropyl ether	17		3.5	10	ug/L	302343	1
tert-Amyl alcohol	2000		27	100	ug/L	302343	1
Client Sample ID: 18871/MW-12 Dup				**Lab ID:** 2009341-022			
Collection Date: 9/1/2020 11:30:00 AM				**Matrix:** Groundwater			
Volatile Organic Compounds by GC/MS SW8260D				**(SW5030B)**			
1,2-Dichloroethane	15		0.42	1.0	ug/L	302343	1
Benzene	1400		3.9	10	ug/L	302343	10
Ethylbenzene	360		3.8	10	ug/L	302343	10
m,p-Xylene	390		6.0	10	ug/L	302343	10
Naphthalene	200		6.7	50	ug/L	302343	10
o-Xylene	130		0.18	1.0	ug/L	302343	1
Toluene	21		0.31	1.0	ug/L	302343	1
Oxygenates SW8260D				**(SW5030B)**			
Isopropyl ether	22		3.5	10	ug/L	302343	1
tert-Amyl alcohol	2500		27	100	ug/L	302343	1

Analytical Environmental Services, Inc

Date: 14-Sep-20

SUMMARY OF ANALYTES DETECTED

Analyses	Result	Qual	MDL	Reporting Limit	Units	BatchID	Dilution Factor
Client Sample ID: 18871/MW-1				**Lab ID:** 2009341-023			
Collection Date: 9/1/2020 12:10:00 PM				**Matrix:** Groundwater			
Volatile Organic Compounds by GC/MS SW8260D				**(SW5030B)**			
1,2-Dichloroethane	23		0.42	1.0	ug/L	302343	1
Benzene	1500		3.9	10	ug/L	302343	10
Ethylbenzene	1400		3.8	10	ug/L	302343	10
m,p-Xylene	2100		6.0	10	ug/L	302343	10
Naphthalene	790		6.7	50	ug/L	302343	10
o-Xylene	2400		3.6	20	ug/L	302343	20
Toluene	110		0.31	1.0	ug/L	302343	1
Oxygenates SW8260D				**(SW5030B)**			
Isopropyl ether	13		3.5	10	ug/L	302343	1
tert-Amyl alcohol	1600		27	100	ug/L	302343	1
MICRO-EXTRACTABLE VOLATILE ORGANICS SW8011				**(SW8011)**			
1,2-Dibromoethane	1.52		0.119	0.296	ug/L	302454	15
Client Sample ID: 18871/MW-4				**Lab ID:** 2009341-024			
Collection Date: 9/1/2020 1:30:00 PM				**Matrix:** Groundwater			
Volatile Organic Compounds by GC/MS SW8260D				**(SW5030B)**			
Benzene	34		0.39	1.0	ug/L	302343	1
Ethylbenzene	230		3.8	10	ug/L	302343	10
m,p-Xylene	370		6.0	10	ug/L	302343	10
Naphthalene	220		6.7	50	ug/L	302343	10
o-Xylene	400		1.8	10	ug/L	302343	10
Toluene	7.3		0.31	1.0	ug/L	302343	1
Oxygenates SW8260D				**(SW5030B)**			
tert-Amyl alcohol	88	J	27	100	ug/L	302343	1
MICRO-EXTRACTABLE VOLATILE ORGANICS SW8011				**(SW8011)**			
1,2-Dibromoethane	0.053		0.008	0.020	ug/L	302454	1
Client Sample ID: 18871/MW-4 Dup				**Lab ID:** 2009341-025			
Collection Date: 9/1/2020 1:30:00 PM				**Matrix:** Groundwater			
Volatile Organic Compounds by GC/MS SW8260D				**(SW5030B)**			
Benzene	34		0.39	1.0	ug/L	302343	1
Ethylbenzene	230		3.8	10	ug/L	302343	10
m,p-Xylene	370		6.0	10	ug/L	302343	10
Naphthalene	210		6.7	50	ug/L	302343	10
o-Xylene	400		1.8	10	ug/L	302343	10
Toluene	7.4		0.31	1.0	ug/L	302343	1
Oxygenates SW8260D				**(SW5030B)**			
tert-Amyl alcohol	86	J	27	100	ug/L	302343	1
MICRO-EXTRACTABLE VOLATILE ORGANICS SW8011				**(SW8011)**			
1,2-Dibromoethane	0.044		0.008	0.020	ug/L	302454	1
Client Sample ID: 18871/MW-11				**Lab ID:** 2009341-026			
Collection Date: 9/1/2020 2:10:00 PM				**Matrix:** Groundwater			
MICRO-EXTRACTABLE VOLATILE ORGANICS SW8011				**(SW8011)**			
1,2-Dibromoethane	0.024		0.008	0.020	ug/L	302454	1
Client Sample ID: 18871/MW-10				**Lab ID:** 2009341-027			

Analytical Environmental Services, Inc

Date: 14-Sep-20

SUMMARY OF ANALYTES DETECTED

Analyses	Result	Qual	MDL	Reporting Limit	Units	BatchID	Dilution Factor
Collection Date: 9/1/2020 3:00:00 PM				**Matrix:** Groundwater			
Volatile Organic Compounds by GC/MS SW8260D				**(SW5030B)**			
1,2-Dichloroethane	34		0.42	1.0	ug/L	302343	1
Benzene	3200		7.8	20	ug/L	302343	20
Ethylbenzene	960		3.8	10	ug/L	302343	10
m,p-Xylene	1500		6.0	10	ug/L	302343	10
Methyl tert-butyl ether	130		0.37	1.0	ug/L	302343	1
Naphthalene	440		6.7	50	ug/L	302343	10
o-Xylene	690		1.8	10	ug/L	302343	10
Toluene	7.4		0.31	1.0	ug/L	302343	1
Oxygenates SW8260D				**(SW5030B)**			
tert-Amyl alcohol	2300		27	100	ug/L	302343	1
tert-Butyl Alcohol	1300		60	100	ug/L	302343	1
MICRO-EXTRACTABLE VOLATILE ORGANICS SW8011				**(SW8011)**			
1,2-Dibromoethane	1.11		0.080	0.200	ug/L	302454	10

Qualifiers:

*	Value exceeds maximum contaminant level	E	Estimated (value above quantitation range)
BRL	Below reporting limit	S	Spike Recovery outside limits due to matrix
H	Holding times for preparation or analysis exceeded	Narr	See case narrative
N	Analyte not NELAC certified	F	Analyzed in the lab which is a deviation from the method
B	Analyte detected in the associated method blank	<	Less than Result value
>	Greater than Result value	J	Estimated value detected below Reporting Limit

Clear Save as

ANALYTICAL ENVIRONMENTAL SERVICES, INC.

SAMPLE/COOLER RECEIPT CHECKLIST

1. Client Name: **Access Analytical, Inc.** AES Work Order Number: **2009341**

2. Carrier: FedEx ■ UPS ☐ USPS ☐ Client ☐ Courier ☐ Other _____

		Yes	No	N/A	Details	Comments
3.	Shipping container/cooler received in good condition?	◉	○	○	damaged ☐ leaking ☐ other ☐	
4.	Custody seals present on shipping container?	○	◉	○		
5.	Custody seals intact on shipping container?	○	○	◉		
6.	Temperature blanks present?	○	◉	○		
7.	Cooler temperature(s) within limits of 0-6°C? [See item 13 and 14 for temperature recordings.]	◉	○	○	Cooling initiated for recently collected samples / ice present ☐	
8.	Chain of Custody (COC) present?	◉	○	○		
9.	Chain of Custody signed, dated, and timed when relinquished and received?	◉	○	○		
10.	Sampler name and/or signature on COC?	◉	○	○		
11.	Were all samples received within holding time?	◉	○	○		
12.	TAT marked on the COC?	◉	○	○	If no TAT indicated, proceeded with standard TAT per Terms & Conditions. ☐	

13. Cooler 1 Temperature 1.2 °C Cooler 2 Temperature 1.4 °C Cooler 3 Temperature 1.3 °C Cooler 4 Temperature _____ °C

14. Cooler 5 Temperature _____ °C Cooler 6 Temperature _____ °C Cooler 7 Temperature _____ °C Cooler 8 Temperature _____ °C

15. Comments: _____

I certify that I have completed sections 1-15 (dated initials). MJ 9/3/20

		Yes	No	N/A	Details	Comments
16.	Were sample containers intact upon receipt?	◉	○	○		
17.	Custody seals present on sample containers?	◉	○	○		Custody seal was only present on Trip Blank Vials
18.	Custody seals intact on sample containers?	◉	○	○		
19.	Do sample container labels match the COC?	◉	○	○	incomplete info ☐ illegible ☐ no label ☐ other ☐	
20.	Are analyses requested indicated on the COC?	◉	○	○		
21.	Were all of the samples listed on the COC received?	◉	○	○	samples received but not listed on COC ☐ samples listed on COC not received ☐	
22.	Was the sample collection date/time noted?	◉	○	○		
23.	Did we receive sufficient sample volume for indicated analyses?	◉	○	○		
24.	Were samples received in appropriate containers?	◉	○	○		
25.	Were VOA samples received without headspace (< 1/4" bubble)?	◉	○	○		
26.	Were trip blanks submitted?	◉	○	○	listed on COC ■ not listed on COC ☐	

27. Comments: _____

I certify that I have completed sections 16-27 (dated initials). MJ 9/3/20

This section only applies to samples where pH can be checked at Sample Receipt.

		Yes	No	N/A	Details	Comments
28.	Have containers needing chemical preservation been checked? *	○	○	◉		
29.	Containers meet preservation guidelines?	○	○	◉		
30.	Was pH adjusted at Sample Receipt?	○	○	◉		

* Note: Certain analyses require chemical preservation but must be checked in the laboratory and not upon Sample Receipt such as Coliforms, VOCs and Oil & Grease/TPH. This also excludes metals by EPA 200.7, 200.8 and 245.1 which will be verified between 16 and 24 hours after preservation.

I certify that I have completed sections 28-30 (dated initials). MJ 9/3/20

Locked

Client: Terracon
Project Name: SCDOT, Eddies Pit Stop
Workorder: 2009341

ANALYTICAL QC SUMMARY REPORT

BatchID: 302333

Sample ID: **MB-302333**	Client ID:		Units: **ug/L**	Prep Date: **09/03/2020**	Run No: **433934**
SampleType: **MBLK**	TestCode: **Volatile Organic Compounds by GC/MS** **SW8260D**		BatchID: **302333**	Analysis Date: **09/03/2020**	Seq No: **9855536**

Analyte	Result	RPT Limit	SPK value	SPK Ref Val	%REC	Low Limit	High Limit	RPD Ref Val	%RPD	RPD Limit	Qual
1,2-Dichloroethane	BRL	1.0									
Benzene	BRL	1.0									
Ethylbenzene	BRL	1.0									
m,p-Xylene	BRL	1.0									
Methyl tert-butyl ether	BRL	1.0									
Naphthalene	BRL	5.0									
o-Xylene	BRL	1.0									
Toluene	BRL	1.0									
Surr: 4-Bromofluorobenzene	50.57	0	50.00		101	70	130				
Surr: Dibromofluoromethane	47.88	0	50.00		95.8	70	130				
Surr: Toluene-d8	50.33	0	50.00		101	70	130				

Sample ID: **MB-302333**	Client ID:		Units: **ug/L**	Prep Date: **09/03/2020**	Run No: **433934**
SampleType: **MBLK**	TestCode: **Oxygenates** **SW8260D**		BatchID: **302333**	Analysis Date: **09/03/2020**	Seq No: **9856022**

Analyte	Result	RPT Limit	SPK value	SPK Ref Val	%REC	Low Limit	High Limit	RPD Ref Val	%RPD	RPD Limit	Qual
3,3-Dimethyl-1-butanol	BRL	100									
Ethanol	BRL	100									
Ethyl tert-butyl ether	BRL	100									
Isopropyl ether	BRL	10									
tert-Amyl alcohol	BRL	100									
tert-Amyl methyl ether	BRL	10									
tert-Butyl Alcohol	BRL	100									
tert-Butyl formate	BRL	100									

Qualifiers:

>	Greater than Result value	<	Less than Result value	B	Analyte detected in the associated method blank
BRL	Below reporting limit	E	Estimated (value above quantitation range)	H	Holding times for preparation or analysis exceeded
J	Estimated value detected below Reporting Limit	N	Analyte not NELAC certified	R	RPD outside limits due to matrix
Rpt Lim	Reporting Limit	S	Spike Recovery outside limits due to matrix		

Client: Terracon
Project Name: SCDOT, Eddies Pit Stop
Workorder: 2009341

ANALYTICAL QC SUMMARY REPORT

BatchID: 302333

Sample ID: **LCS-302333** Client ID: Units: **ug/L** Prep Date: **09/03/2020** Run No: **433934**
SampleType: **LCS** TestCode: **Volatile Organic Compounds by GC/MS SW8260D** BatchID: **302333** Analysis Date: **09/03/2020** Seq No: **9855538**

Analyte	Result	RPT Limit	SPK value	SPK Ref Val	%REC	Low Limit	High Limit	RPD Ref Val	%RPD	RPD Limit	Qual
1,2-Dichloroethane	19.85	1.0	20.00		99.2	70	130				
Benzene	20.34	1.0	20.00		102	70	130				
Ethylbenzene	19.25	1.0	20.00		96.2	70	130				
m,p-Xylene	38.71	1.0	40.00		96.8	70	130				
Naphthalene	19.11	5.0	20.00		95.6	70	130				
o-Xylene	19.23	1.0	20.00		96.2	70	130				
Toluene	20.79	1.0	20.00		104	70	130				
Surr: 4-Bromofluorobenzene	50.50	0	50.00		101	70	130				
Surr: Dibromofluoromethane	46.84	0	50.00		93.7	70	130				
Surr: Toluene-d8	50.49	0	50.00		101	70	130				

Sample ID: **LCS-302333** Client ID: Units: **ug/L** Prep Date: **09/03/2020** Run No: **433934**
SampleType: **LCS** TestCode: **Oxygenates SW8260D** BatchID: **302333** Analysis Date: **09/03/2020** Seq No: **9856045**

Analyte	Result	RPT Limit	SPK value	SPK Ref Val	%REC	Low Limit	High Limit	RPD Ref Val	%RPD	RPD Limit	Qual
3,3-Dimethyl-1-butanol	563.5	100	500.0		113	70	130				
Ethanol	561.0	100	500.0		112	70	130				
Ethyl tert-butyl ether	102.8	100	100.0		103	70	130				
Isopropyl ether	102.5	10	100.0		102	70	130				
tert-Amyl alcohol	584.5	100	500.0		117	70	130				
tert-Amyl methyl ether	110.4	10	100.0		110	70	130				
tert-Butyl Alcohol	575.3	100	500.0		115	70	130				
tert-Butyl formate	411.6	100	500.0		82.3	70	130				

Sample ID: **2009341-006AMS** Client ID: **18871/MW-22D** Units: **ug/L** Prep Date: **09/03/2020** Run No: **433934**
SampleType: **MS** TestCode: **Volatile Organic Compounds by GC/MS SW8260D** BatchID: **302333** Analysis Date: **09/04/2020** Seq No: **9859785**

Analyte	Result	RPT Limit	SPK value	SPK Ref Val	%REC	Low Limit	High Limit	RPD Ref Val	%RPD	RPD Limit	Qual

Qualifiers:

>	Greater than Result value	<	Less than Result value	B	Analyte detected in the associated method blank
BRL	Below reporting limit	E	Estimated (value above quantitation range)	H	Holding times for preparation or analysis exceeded
J	Estimated value detected below Reporting Limit	N	Analyte not NELAC certified	R	RPD outside limits due to matrix
Rpt Lim	Reporting Limit	S	Spike Recovery outside limits due to matrix		

Client: Terracon
Project Name: SCDOT, Eddies Pit Stop
Workorder: 2009341

ANALYTICAL QC SUMMARY REPORT

BatchID: 302333

Sample ID: **2009341-006AMS** Client ID: **18871/MW-22D** Units: **ug/L** Prep Date: **09/03/2020** Run No: **433934**
SampleType: **MS** TestCode: **Volatile Organic Compounds by GC/MS SW8260D** BatchID: **302333** Analysis Date: **09/04/2020** Seq No: **9859785**

Analyte	Result	RPT Limit	SPK value	SPK Ref Val	%REC	Low Limit	High Limit	RPD Ref Val	%RPD	RPD Limit	Qual
1,2-Dichloroethane	1429	50	1000		143	67	136				S
Benzene	8126	50	1000	7229	89.8	70.2	137				
Ethylbenzene	2374	50	1000	1090	128	73	135				
m,p-Xylene	4154	50	2000	1595	128	70.3	138				
Naphthalene	1772	250	1000	413.0	136	57.1	136				
o-Xylene	2761	50	1000	1538	122	70.1	135				
Toluene	1378	50	1000	142.5	124	67	141				
Surr: 4-Bromofluorobenzene	2493	0	2500		99.7	70	130				
Surr: Dibromofluoromethane	2450	0	2500		98.0	70	130				
Surr: Toluene-d8	2621	0	2500		105	70	130				

Sample ID: **2009341-006AMS** Client ID: **18871/MW-22D** Units: **ug/L** Prep Date: **09/03/2020** Run No: **433934**
SampleType: **MS** TestCode: **Oxygenates SW8260D** BatchID: **302333** Analysis Date: **09/04/2020** Seq No: **9859995**

Analyte	Result	RPT Limit	SPK value	SPK Ref Val	%REC	Low Limit	High Limit	RPD Ref Val	%RPD	RPD Limit	Qual
3,3-Dimethyl-1-butanol	28760	5000	25000		115	60.1	130				
Ethanol	26420	5000	25000		106	61.9	140				
Ethyl tert-butyl ether	5252	5000	5000		105	71.2	122				
Isopropyl ether	5554	500	5000		111	71	133				
tert-Amyl alcohol	43040	5000	25000	11610	126	69.7	140				
tert-Amyl methyl ether	5524	500	5000		110	70.1	126				
tert-Butyl Alcohol	30670	5000	25000	3020	111	67	140				
tert-Butyl formate	21940	5000	25000		87.7	60	134				

Sample ID: **2009341-006AMSD** Client ID: **18871/MW-22D** Units: **ug/L** Prep Date: **09/03/2020** Run No: **433934**
SampleType: **MSD** TestCode: **Volatile Organic Compounds by GC/MS SW8260D** BatchID: **302333** Analysis Date: **09/04/2020** Seq No: **9859788**

Analyte	Result	RPT Limit	SPK value	SPK Ref Val	%REC	Low Limit	High Limit	RPD Ref Val	%RPD	RPD Limit	Qual

Qualifiers:

>	Greater than Result value	<	Less than Result value	B	Analyte detected in the associated method blank
BRL	Below reporting limit	E	Estimated (value above quantitation range)	H	Holding times for preparation or analysis exceeded
J	Estimated value detected below Reporting Limit	N	Analyte not NELAC certified	R	RPD outside limits due to matrix
Rpt Lim	Reporting Limit	S	Spike Recovery outside limits due to matrix		

Client: Terracon
Project Name: SCDOT, Eddies Pit Stop
Workorder: 2009341

ANALYTICAL QC SUMMARY REPORT

BatchID: 302333

Sample ID: **2009341-006AMSD** Client ID: **18871/MW-22D** Units: **ug/L** Prep Date: **09/03/2020** Run No: **433934**
SampleType: **MSD** TestCode: **Volatile Organic Compounds by GC/MS SW8260D** BatchID: **302333** Analysis Date: **09/04/2020** Seq No: **9859788**

Analyte	Result	RPT Limit	SPK value	SPK Ref Val	%REC	Low Limit	High Limit	RPD Ref Val	%RPD	RPD Limit	Qual
1,2-Dichloroethane	1392	50	1000		139	67	136	1429	2.59	20	S
Benzene	7638	50	1000	7229	40.8	70.2	137	8126	6.20	20	S
Ethylbenzene	2246	50	1000	1090	116	73	135	2374	5.54	20	
m,p-Xylene	3945	50	2000	1595	118	70.3	138	4154	5.17	20	
Naphthalene	1792	250	1000	413.0	138	57.1	136	1772	1.12	32.8	S
o-Xylene	2629	50	1000	1538	109	70.1	135	2761	4.90	20	
Toluene	1294	50	1000	142.5	115	67	141	1378	6.29	20	
Surr: 4-Bromofluorobenzene	2470	0	2500		98.8	70	130	2493	0	0	
Surr: Dibromofluoromethane	2432	0	2500		97.3	70	130	2450	0	0	
Surr: Toluene-d8	2542	0	2500		102	70	130	2621	0	0	

Sample ID: **2009341-006AMSD** Client ID: **18871/MW-22D** Units: **ug/L** Prep Date: **09/03/2020** Run No: **433934**
SampleType: **MSD** TestCode: **Oxygenates SW8260D** BatchID: **302333** Analysis Date: **09/04/2020** Seq No: **9859996**

Analyte	Result	RPT Limit	SPK value	SPK Ref Val	%REC	Low Limit	High Limit	RPD Ref Val	%RPD	RPD Limit	Qual
3,3-Dimethyl-1-butanol	28590	5000	25000		114	60.1	130	28760	0.605	25.3	
Ethanol	29100	5000	25000		116	61.9	140	26420	9.66	29	
Ethyl tert-butyl ether	5015	5000	5000		100	71.2	122	5252	4.63	20	
Isopropyl ether	5172	500	5000		103	71	133	5554	7.11	20	
tert-Amyl alcohol	42890	5000	25000	11610	125	69.7	140	43040	0.349	26.8	
tert-Amyl methyl ether	5310	500	5000		106	70.1	126	5524	3.96	20	
tert-Butyl Alcohol	30880	5000	25000	3020	111	67	140	30670	0.663	29.4	
tert-Butyl formate	20640	5000	25000		82.6	60	134	21940	6.09	18	

Qualifiers:

>	Greater than Result value	<	Less than Result value	B	Analyte detected in the associated method blank
BRL	Below reporting limit	E	Estimated (value above quantitation range)	H	Holding times for preparation or analysis exceeded
J	Estimated value detected below Reporting Limit	N	Analyte not NELAC certified	R	RPD outside limits due to matrix
Rpt Lim	Reporting Limit	S	Spike Recovery outside limits due to matrix		

Client: Terracon
Project Name: SCDOT, Eddies Pit Stop
Workorder: 2009341

ANALYTICAL QC SUMMARY REPORT

BatchID: 302343

Sample ID: **MB-302343** Client ID: Units: **ug/L** Prep Date: **09/03/2020** Run No: **433943**
SampleType: **MBLK** TestCode: **Volatile Organic Compounds by GC/MS SW8260D** BatchID: **302343** Analysis Date: **09/04/2020** Seq No: **9855752**

Analyte	Result	RPT Limit	SPK value	SPK Ref Val	%REC	Low Limit	High Limit	RPD Ref Val	%RPD	RPD Limit	Qual
1,2-Dichloroethane	BRL	1.0									
Benzene	BRL	1.0									
Ethylbenzene	BRL	1.0									
m,p-Xylene	BRL	1.0									
Methyl tert-butyl ether	BRL	1.0									
Naphthalene	BRL	5.0									
o-Xylene	BRL	1.0									
Toluene	BRL	1.0									
Surr: 4-Bromofluorobenzene	50.09	0	50.00		100	70	130				
Surr: Dibromofluoromethane	52.88	0	50.00		106	70	130				
Surr: Toluene-d8	50.01	0	50.00		100	70	130				

Sample ID: **MB-302343** Client ID: Units: **ug/L** Prep Date: **09/03/2020** Run No: **433943**
SampleType: **MBLK** TestCode: **Oxygenates SW8260D** BatchID: **302343** Analysis Date: **09/04/2020** Seq No: **9856504**

Analyte	Result	RPT Limit	SPK value	SPK Ref Val	%REC	Low Limit	High Limit	RPD Ref Val	%RPD	RPD Limit	Qual
3,3-Dimethyl-1-butanol	BRL	100									
Ethanol	BRL	100									
Ethyl tert-butyl ether	BRL	100									
Isopropyl ether	BRL	10									
tert-Amyl alcohol	BRL	100									
tert-Amyl methyl ether	BRL	10									
tert-Butyl Alcohol	BRL	100									
tert-Butyl formate	BRL	100									

Qualifiers:

>	Greater than Result value	<	Less than Result value	B	Analyte detected in the associated method blank
BRL	Below reporting limit	E	Estimated (value above quantitation range)	H	Holding times for preparation or analysis exceeded
J	Estimated value detected below Reporting Limit	N	Analyte not NELAC certified	R	RPD outside limits due to matrix
Rpt Lim	Reporting Limit	S	Spike Recovery outside limits due to matrix		

Client: Terracon
Project Name: SCDOT, Eddies Pit Stop
Workorder: 2009341

ANALYTICAL QC SUMMARY REPORT

BatchID: 302343

Sample ID: **LCS-302343**	Client ID:		Units: **ug/L**	Prep Date: **09/03/2020**	Run No: **433943**
SampleType: **LCS**	TestCode: **Volatile Organic Compounds by GC/MS SW8260D**		BatchID: **302343**	Analysis Date: **09/04/2020**	Seq No: **9855753**

Analyte	Result	RPT Limit	SPK value	SPK Ref Val	%REC	Low Limit	High Limit	RPD Ref Val	%RPD	RPD Limit	Qual
1,2-Dichloroethane	21.79	1.0	20.00		109	70	130				
Benzene	21.92	1.0	20.00		110	70	130				
Ethylbenzene	22.06	1.0	20.00		110	70	130				
m,p-Xylene	44.56	1.0	40.00		111	70	130				
Naphthalene	23.44	5.0	20.00		117	70	130				
o-Xylene	22.72	1.0	20.00		114	70	130				
Toluene	20.87	1.0	20.00		104	70	130				
Surr: 4-Bromofluorobenzene	50.91	0	50.00		102	70	130				
Surr: Dibromofluoromethane	54.19	0	50.00		108	70	130				
Surr: Toluene-d8	51.64	0	50.00		103	70	130				

Sample ID: **LCS-302343**	Client ID:		Units: **ug/L**	Prep Date: **09/03/2020**	Run No: **433943**
SampleType: **LCS**	TestCode: **Oxygenates SW8260D**		BatchID: **302343**	Analysis Date: **09/04/2020**	Seq No: **9856505**

Analyte	Result	RPT Limit	SPK value	SPK Ref Val	%REC	Low Limit	High Limit	RPD Ref Val	%RPD	RPD Limit	Qual
3,3-Dimethyl-1-butanol	525.3	100	500.0		105	70	130				
Ethanol	479.6	100	500.0		95.9	70	130				
Ethyl tert-butyl ether	108.4	100	100.0		108	70	130				
Isopropyl ether	110.4	10	100.0		110	70	130				
tert-Amyl alcohol	543.8	100	500.0		109	70	130				
tert-Amyl methyl ether	114.7	10	100.0		115	70	130				
tert-Butyl Alcohol	530.7	100	500.0		106	70	130				
tert-Butyl formate	469.2	100	500.0		93.8	70	130				

Sample ID: **2009341-023AMS**	Client ID: **18871/MW-1**		Units: **ug/L**	Prep Date: **09/03/2020**	Run No: **433943**
SampleType: **MS**	TestCode: **Volatile Organic Compounds by GC/MS SW8260D**		BatchID: **302343**	Analysis Date: **09/04/2020**	Seq No: **9859833**

Analyte	Result	RPT Limit	SPK value	SPK Ref Val	%REC	Low Limit	High Limit	RPD Ref Val	%RPD	RPD Limit	Qual

Qualifiers:

>	Greater than Result value	<	Less than Result value	B	Analyte detected in the associated method blank
BRL	Below reporting limit	E	Estimated (value above quantitation range)	H	Holding times for preparation or analysis exceeded
J	Estimated value detected below Reporting Limit	N	Analyte not NELAC certified	R	RPD outside limits due to matrix
Rpt Lim	Reporting Limit	S	Spike Recovery outside limits due to matrix		

Client: Terracon
Project Name: SCDOT, Eddies Pit Stop
Workorder: 2009341

ANALYTICAL QC SUMMARY REPORT

BatchID: 302343

Sample ID: **2009341-023AMS** Client ID: **18871/MW-1** Units: **ug/L** Prep Date: **09/03/2020** Run No: **433943**
SampleType: **MS** TestCode: **Volatile Organic Compounds by GC/MS SW8260D** BatchID: **302343** Analysis Date: **09/04/2020** Seq No: **9859833**

Analyte	Result	RPT Limit	SPK value	SPK Ref Val	%REC	Low Limit	High Limit	RPD Ref Val	%RPD	RPD Limit	Qual
1,2-Dichloroethane	510.8	20	400.0		128	67	136				
Benzene	2091	20	400.0	1559	133	70.2	137				
Ethylbenzene	1950	20	400.0	1471	120	73	135				
m,p-Xylene	3162	20	800.0	2210	119	70.3	138				
Naphthalene	1470	100	400.0	815.0	164	57.1	136				S
o-Xylene	2934	20	400.0	2444	122	70.1	135				
Toluene	601.2	20	400.0	103.6	124	67	141				
Surr: 4-Bromofluorobenzene	997.2	0	1000		99.7	70	130				
Surr: Dibromofluoromethane	1023	0	1000		102	70	130				
Surr: Toluene-d8	1049	0	1000		105	70	130				

Sample ID: **2009341-023AMS** Client ID: **18871/MW-1** Units: **ug/L** Prep Date: **09/03/2020** Run No: **433943**
SampleType: **MS** TestCode: **Oxygenates SW8260D** BatchID: **302343** Analysis Date: **09/04/2020** Seq No: **9859973**

Analyte	Result	RPT Limit	SPK value	SPK Ref Val	%REC	Low Limit	High Limit	RPD Ref Val	%RPD	RPD Limit	Qual
3,3-Dimethyl-1-butanol	11450	2000	10000		114	60.1	130				
Ethanol	10900	2000	10000		109	61.9	140				
Ethyl tert-butyl ether	2143	2000	2000		107	71.2	122				
Isopropyl ether	2188	200	2000		109	71	133				
tert-Amyl alcohol	13340	2000	10000	1393	119	69.7	140				
tert-Amyl methyl ether	2279	200	2000		114	70.1	126				
tert-Butyl Alcohol	11460	2000	10000		115	67	140				
tert-Butyl formate	8263	2000	10000		82.6	60	134				

Sample ID: **2009341-023AMSD** Client ID: **18871/MW-1** Units: **ug/L** Prep Date: **09/03/2020** Run No: **433943**
SampleType: **MSD** TestCode: **Volatile Organic Compounds by GC/MS SW8260D** BatchID: **302343** Analysis Date: **09/04/2020** Seq No: **9859834**

Analyte	Result	RPT Limit	SPK value	SPK Ref Val	%REC	Low Limit	High Limit	RPD Ref Val	%RPD	RPD Limit	Qual

Qualifiers:

>	Greater than Result value	<	Less than Result value	B	Analyte detected in the associated method blank
BRL	Below reporting limit	E	Estimated (value above quantitation range)	H	Holding times for preparation or analysis exceeded
J	Estimated value detected below Reporting Limit	N	Analyte not NELAC certified	R	RPD outside limits due to matrix
Rpt Lim	Reporting Limit	S	Spike Recovery outside limits due to matrix		

Client: Terracon
Project Name: SCDOT, Eddies Pit Stop
Workorder: 2009341

ANALYTICAL QC SUMMARY REPORT

BatchID: 302343

Sample ID: **2009341-023AMSD** Client ID: **18871/MW-1** Units: **ug/L** Prep Date: **09/03/2020** Run No: **433943**
SampleType: **MSD** TestCode: **Volatile Organic Compounds by GC/MS SW8260D** BatchID: **302343** Analysis Date: **09/04/2020** Seq No: **9859834**

Analyte	Result	RPT Limit	SPK value	SPK Ref Val	%REC	Low Limit	High Limit	RPD Ref Val	%RPD	RPD Limit	Qual
1,2-Dichloroethane	511.0	20	400.0		128	67	136	510.8	0.039	20	
Benzene	1949	20	400.0	1559	97.5	70.2	137	2091	7.03	20	
Ethylbenzene	1883	20	400.0	1471	103	73	135	1950	3.50	20	
m,p-Xylene	3064	20	800.0	2210	107	70.3	138	3162	3.15	20	
Naphthalene	1387	100	400.0	815.0	143	57.1	136	1470	5.80	32.8	S
o-Xylene	2809	20	400.0	2444	91.0	70.1	135	2934	4.38	20	
Toluene	583.0	20	400.0	103.6	120	67	141	601.2	3.07	20	
Surr: 4-Bromofluorobenzene	1006	0	1000		101	70	130	997.2	0	0	
Surr: Dibromofluoromethane	958.6	0	1000		95.9	70	130	1023	0	0	
Surr: Toluene-d8	1043	0	1000		104	70	130	1049	0	0	

Sample ID: **2009341-023AMSD** Client ID: **18871/MW-1** Units: **ug/L** Prep Date: **09/03/2020** Run No: **433943**
SampleType: **MSD** TestCode: **Oxygenates SW8260D** BatchID: **302343** Analysis Date: **09/04/2020** Seq No: **9859974**

Analyte	Result	RPT Limit	SPK value	SPK Ref Val	%REC	Low Limit	High Limit	RPD Ref Val	%RPD	RPD Limit	Qual
3,3-Dimethyl-1-butanol	11240	2000	10000		112	60.1	130	11450	1.84	25.3	
Ethanol	10920	2000	10000		109	61.9	140	10900	0.198	29	
Ethyl tert-butyl ether	2018	2000	2000		101	71.2	122	2143	6.02	20	
Isopropyl ether	2046	200	2000		102	71	133	2188	6.69	20	
tert-Amyl alcohol	13320	2000	10000	1393	119	69.7	140	13340	0.119	26.8	
tert-Amyl methyl ether	2180	200	2000		109	70.1	126	2279	4.42	20	
tert-Butyl Alcohol	11210	2000	10000		112	67	140	11460	2.22	29.4	
tert-Butyl formate	7576	2000	10000		75.8	60	134	8263	8.68	18	

Qualifiers:

>	Greater than Result value	<	Less than Result value	B	Analyte detected in the associated method blank
BRL	Below reporting limit	E	Estimated (value above quantitation range)	H	Holding times for preparation or analysis exceeded
J	Estimated value detected below Reporting Limit	N	Analyte not NELAC certified	R	RPD outside limits due to matrix
Rpt Lim	Reporting Limit	S	Spike Recovery outside limits due to matrix		

Client: Terracon
Project Name: SCDOT, Eddies Pit Stop
Workorder: 2009341

ANALYTICAL QC SUMMARY REPORT

BatchID: 302422

Sample ID: **MB-302422**	Client ID:		Units: **ug/L**	Prep Date: **09/08/2020**	Run No: **434292**
SampleType: **MBLK**	TestCode: **MICRO-EXTRACTABLE VOLATILE ORGANICS SW8011**		BatchID: **302422**	Analysis Date: **09/08/2020**	Seq No: **9865201**

Analyte	Result	RPT Limit	SPK value	SPK Ref Val	%REC	Low Limit	High Limit	RPD Ref Val	%RPD	RPD Limit	Qual
1,2-Dibromoethane	BRL	0.020									
Surr: 4-Bromofluorobenzene	4.514	0	5.000		90.3	70	130				

Sample ID: **LCS-302422**	Client ID:		Units: **ug/L**	Prep Date: **09/08/2020**	Run No: **434292**
SampleType: **LCS**	TestCode: **MICRO-EXTRACTABLE VOLATILE ORGANICS SW8011**		BatchID: **302422**	Analysis Date: **09/08/2020**	Seq No: **9865205**

Analyte	Result	RPT Limit	SPK value	SPK Ref Val	%REC	Low Limit	High Limit	RPD Ref Val	%RPD	RPD Limit	Qual
1,2-Dibromoethane	0.06800	0.020	0.1000		68.0	60	140				
Surr: 4-Bromofluorobenzene	4.609	0	5.000		92.2	70	130				

Sample ID: **LCSD-302422**	Client ID:		Units: **ug/L**	Prep Date: **09/08/2020**	Run No: **434292**
SampleType: **LCSD**	TestCode: **MICRO-EXTRACTABLE VOLATILE ORGANICS SW8011**		BatchID: **302422**	Analysis Date: **09/08/2020**	Seq No: **9865207**

Analyte	Result	RPT Limit	SPK value	SPK Ref Val	%REC	Low Limit	High Limit	RPD Ref Val	%RPD	RPD Limit	Qual
1,2-Dibromoethane	0.06900	0.020	0.1000		69.0	60	140	0.06800	1.46	15.6	
Surr: 4-Bromofluorobenzene	4.870	0	5.000		97.4	70	130	4.609	0	0	

Sample ID: **2009341-009BMS**	Client ID: **18871/MW-15**		Units: **ug/L**	Prep Date: **09/08/2020**	Run No: **434292**
SampleType: **MS**	TestCode: **MICRO-EXTRACTABLE VOLATILE ORGANICS SW8011**		BatchID: **302422**	Analysis Date: **09/08/2020**	Seq No: **9865250**

Analyte	Result	RPT Limit	SPK value	SPK Ref Val	%REC	Low Limit	High Limit	RPD Ref Val	%RPD	RPD Limit	Qual
1,2-Dibromoethane	0.05360	0.020	0.0993		54.0	70	131				S
Surr: 4-Bromofluorobenzene	4.870	0	4.963		98.1	73.6	140				

Sample ID: **2009341-019BDUP**	Client ID: **18871/Field Blank**		Units: **ug/L**	Prep Date: **09/08/2020**	Run No: **434292**
SampleType: **DUP**	TestCode: **MICRO-EXTRACTABLE VOLATILE ORGANICS SW8011**		BatchID: **302422**	Analysis Date: **09/09/2020**	Seq No: **9865262**

Analyte	Result	RPT Limit	SPK value	SPK Ref Val	%REC	Low Limit	High Limit	RPD Ref Val	%RPD	RPD Limit	Qual
1,2-Dibromoethane	BRL	0.020						0	0	30	

Qualifiers:

>	Greater than Result value	<	Less than Result value	B	Analyte detected in the associated method blank
BRL	Below reporting limit	E	Estimated (value above quantitation range)	H	Holding times for preparation or analysis exceeded
J	Estimated value detected below Reporting Limit	N	Analyte not NELAC certified	R	RPD outside limits due to matrix
Rpt Lim	Reporting Limit	S	Spike Recovery outside limits due to matrix		

Client: Terracon
Project Name: SCDOT, Eddies Pit Stop
Workorder: 2009341

ANALYTICAL QC SUMMARY REPORT

BatchID: 302422

Sample ID: **2009341-019BDUP** Client ID: **18871/Field Blank** Units: **ug/L** Prep Date: **09/08/2020** Run No: **434292**
SampleType: **DUP** TestCode: **MICRO-EXTRACTABLE VOLATILE ORGANICS SW8011** BatchID: **302422** Analysis Date: **09/09/2020** Seq No: **9865262**

Analyte	Result	RPT Limit	SPK value	SPK Ref Val	%REC	Low Limit	High Limit	RPD Ref Val	%RPD	RPD Limit	Qual
Surr: 4-Bromofluorobenzene	4.883	0				73.6	140	4.856	0	0	

Qualifiers:

>	Greater than Result value	<	Less than Result value	B	Analyte detected in the associated method blank
BRL	Below reporting limit	E	Estimated (value above quantitation range)	H	Holding times for preparation or analysis exceeded
J	Estimated value detected below Reporting Limit	N	Analyte not NELAC certified	R	RPD outside limits due to matrix
Rpt Lim	Reporting Limit	S	Spike Recovery outside limits due to matrix		

Client: Terracon
Project Name: SCDOT, Eddies Pit Stop
Workorder: 2009341

ANALYTICAL QC SUMMARY REPORT

BatchID: 302454

Sample ID: **MB-302454**	Client ID:		Units: **ug/L**	Prep Date: **09/09/2020**	Run No: **434319**
SampleType: **MBLK**	TestCode: **MICRO-EXTRACTABLE VOLATILE ORGANICS SW8011**		BatchID: **302454**	Analysis Date: **09/09/2020**	Seq No: **9866826**

Analyte	Result	RPT Limit	SPK value	SPK Ref Val	%REC	Low Limit	High Limit	RPD Ref Val	%RPD	RPD Limit	Qual
1,2-Dibromoethane	BRL	0.020									
Surr: 4-Bromofluorobenzene	4.524	0	5.000		90.5	70	130				

Sample ID: **LCS-302454**	Client ID:		Units: **ug/L**	Prep Date: **09/09/2020**	Run No: **434325**
SampleType: **LCS**	TestCode: **MICRO-EXTRACTABLE VOLATILE ORGANICS SW8011**		BatchID: **302454**	Analysis Date: **09/10/2020**	Seq No: **9868465**

Analyte	Result	RPT Limit	SPK value	SPK Ref Val	%REC	Low Limit	High Limit	RPD Ref Val	%RPD	RPD Limit	Qual
1,2-Dibromoethane	0.09200	0.020	0.1000		92.0	60	140				
Surr: 4-Bromofluorobenzene	6.303	0	5.000		126	70	130				

Sample ID: **LCSD-302454**	Client ID:		Units: **ug/L**	Prep Date: **09/09/2020**	Run No: **434467**
SampleType: **LCSD**	TestCode: **MICRO-EXTRACTABLE VOLATILE ORGANICS SW8011**		BatchID: **302454**	Analysis Date: **09/11/2020**	Seq No: **9869928**

Analyte	Result	RPT Limit	SPK value	SPK Ref Val	%REC	Low Limit	High Limit	RPD Ref Val	%RPD	RPD Limit	Qual
1,2-Dibromoethane	0.08900	0.020	0.1000		89.0	60	140	0.09200	3.31	15.6	
Surr: 4-Bromofluorobenzene	5.368	0	5.000		107	70	130	6.303	0	0	

Sample ID: **2009341-026BMS**	Client ID: **18871/MW-11**		Units: **ug/L**	Prep Date: **09/09/2020**	Run No: **434319**
SampleType: **MS**	TestCode: **MICRO-EXTRACTABLE VOLATILE ORGANICS SW8011**		BatchID: **302454**	Analysis Date: **09/09/2020**	Seq No: **9866837**

Analyte	Result	RPT Limit	SPK value	SPK Ref Val	%REC	Low Limit	High Limit	RPD Ref Val	%RPD	RPD Limit	Qual
1,2-Dibromoethane	0.09742	0.020	0.1015	0.02403	72.3	70	131				
Surr: 4-Bromofluorobenzene	4.972	0	5.074		98.0	73.6	140				

Sample ID: **2009341-028BDUP**	Client ID: **18871/Field Blank**		Units: **ug/L**	Prep Date: **09/09/2020**	Run No: **434319**
SampleType: **DUP**	TestCode: **MICRO-EXTRACTABLE VOLATILE ORGANICS SW8011**		BatchID: **302454**	Analysis Date: **09/09/2020**	Seq No: **9866840**

Analyte	Result	RPT Limit	SPK value	SPK Ref Val	%REC	Low Limit	High Limit	RPD Ref Val	%RPD	RPD Limit	Qual
1,2-Dibromoethane	BRL	0.020						0	0	30	

Qualifiers:

>	Greater than Result value	<	Less than Result value	B	Analyte detected in the associated method blank
BRL	Below reporting limit	E	Estimated (value above quantitation range)	H	Holding times for preparation or analysis exceeded
J	Estimated value detected below Reporting Limit	N	Analyte not NELAC certified	R	RPD outside limits due to matrix
Rpt Lim	Reporting Limit	S	Spike Recovery outside limits due to matrix		

Client: Terracon
Project Name: SCDOT, Eddies Pit Stop
Workorder: 2009341

ANALYTICAL QC SUMMARY REPORT

BatchID: 302454

Sample ID: **2009341-028BDUP** Client ID: **18871/Field Blank** Units: **ug/L** Prep Date: **09/09/2020** Run No: **434319**
SampleType: **DUP** TestCode: **MICRO-EXTRACTABLE VOLATILE ORGANICS SW8011** BatchID: **302454** Analysis Date: **09/09/2020** Seq No: **9866840**

Analyte	Result	RPT Limit	SPK value	SPK Ref Val	%REC	Low Limit	High Limit	RPD Ref Val	%RPD	RPD Limit	Qual
Surr: 4-Bromofluorobenzene	4.759	0				73.6	140	4.805	0	0	

Qualifiers:

>	Greater than Result value	<	Less than Result value	B	Analyte detected in the associated method blank
BRL	Below reporting limit	E	Estimated (value above quantitation range)	H	Holding times for preparation or analysis exceeded
J	Estimated value detected below Reporting Limit	N	Analyte not NELAC certified	R	RPD outside limits due to matrix
Rpt Lim	Reporting Limit	S	Spike Recovery outside limits due to matrix		

End of Report

ACCESS ANALYTICAL, INC.

ANALYTICAL REPORT

CLIENT

Terracon
521 Clemson Rd
Columbia SC 29229

ATTENTION
Chris Bartly

PROJECT ID
SCDOT Eddies Pitt Stop

LABORATORY REPORT NUMBER
2009S23

DATE
October 02, 2020

Primary Data Review By

Chris Pafford
Project Manager, AES

Secondary Data Review By

Ashley Amick
Project Manager, Access Analytical
aamick@axs-inc.com

PLEASE NOTE:

- **Unless otherwise noted, all analysis on this report performed at Analytical Environmental Services Inc. (AES Inc), 3080 Presidential Drive, Atlanta, GA 30340.**
- **AES is SCDHEC certified laboratory # 98016, NCDENR certified lab # 562, GA certified lab # FL-E87582, NELAP certified laboratory # E87582**
- **AIHA-LAP,LLC Laboratory ID:100671 for Industrial Hygiene samples (Organics, Metals, PCM Asbestos, Gravimetric), Environmental Lead (Paint, Soil, Dust Wipes, Air), and Environmental Microbiology (Fungal) Direct Examination.**
- Local support services for this project are provided by Access Analytical, Inc. Access Analytical is a representative of AES serving client in the SC/NC/GA areas. All questions regarding this report should be directed to your local Access Analytical representative at 803.781.4243 or toll fee at 883.315.4243

Access Lab Report #: _____

Sub Lab (if applicable): _____ / Sub Report #: _____

Client Purchase Order #: project# / TASK

Access Estimate #: _____

ACCESS ANALYTICAL, INC.

Access Analytical, Inc.
15 Thames Valley Rd. ~ Irmo, SC 29063
Phone: 803-781-4243 / Fax: 803-781-4303 / www.axs-inc.com
SCDHEC Lab Certification # 32571
NELAC Lab ID # E871145

Chain of Custody Record

2009523

Client:	Terracon Consultants
Attn:	Regan Norris
Address:	521 Clemson Road
City:	Columbia
State:	SC
Zip Code:	29229
Phone:	803-741-9000
Fax:	803-741-9900
Email:	Regan.Norris@terracon.com
Project Name:	SCDOT Eddies Pit stop
Sampled By (Signature):	

Lab ID:	Sample Name:	Date Collected:	Time Collected:	C=Comp G=Grab	Matrix (see codes)	Program Area (see codes)	Total # Containers	Preservatives (see codes)	1	1							
								Bottle Types (see codes)	G	G							
								REQUESTED LAB ANALYSIS: →	BTEX, Naph, MTBE, 1,2 DCA, EDB	FDB							
	18871 / MW-13	9/22/20	1040	G	GW	SHW	5	# Containers per Test > >	3	2							
	18871 / MW-5	9/22/20	1115	G	GW	SHW	5	# Containers per Test > >	3	2							
	18871 / Field Blank	9/22/20	1120	G	GW	SHW	5	# Containers per Test > >	3	2							
	18871 / Trip Blank	9/22/20					1	# Containers per Test > >	1	1							
								# Containers per Test > >									
								# Containers per Test > >									
								# Containers per Test > >									
								# Containers per Test > >									
								# Containers per Test > >									
								# Containers per Test > >									

Preservation Codes / Bottle Types:

*Preservative Codes:
0 = None, **1** = HCL, **2** = HNO3, **3** = H_2SO_4, **4** = NaOH, **5** = $Na_2S_2O_3$, **6** = Method 5035 set w/ $NaHSO_4$ & CH_3OH, **7** = NaOH/ZnOAC, **8** = H_3PO_4, **9** = cooled to ≤6°C, **10** = cooled to ≤10°C, **11** = Amm.Cl-, **12** = Ascorbic Acid / HCL, **13** = EDA

*Matrix Codes:
GW = ground water, **WW** = waste water, **DW** = drinking water, **SW** = surface/storm water, **S** = soil, **SL** = sludge, **A** = air, **IW** = industrial waste, **O** = other (specify in comments section)

*Program Area Codes:
CWA = Clean Water Act (for wastewaters), **SDWA** = Safe Drinking Water Act (for drinking water), **SHW** = Solid and Hazardous Wastes (for soils, ground waters and waste samples)

***Container Type**: G = Glass, P = Plastic

Notes / Comments

Turnaround Time Requested:		Project Location:		Relinquished By:	Received By:	Date:	Time (24hr):	Samples Received on Ice:
Standard	X	SC	X					
Rush *		NC						
*Date Required		Other (Specify):						

Rush data emailed/faxed by end of business day on date required. Standard TAT is 7-10 business days.

Relinquished By:	Received By:	Date:	Time (24hr):	Samples Received on Ice:
				___Y ___N ___N/A
				___Y ___N ___N/A
				___Y ___N ___N/A
				___Y ___N ___N/A

Chain of Custody Page 1 of 1

Received in lab by: _____

Sample Temp. Received in Lab: 4.5 (°C)

Ref: RT1 **Ref: RT2**

White Copy: Lab original / Canary Copy: Client Copy

NOTE: Relinquishing samples via this Chain of Custody document constitutes client acceptance of Access Analytical terms and conditions.

Analytical Environmental Services, Inc

Date: 2-Oct-20

Client:	Terracon	**Client Sample ID:**	18871/MW-13
Project Name:	SCDOT Eddies Pitt Stop	**Collection Date:**	9/22/2020 10:40:00 AM
Lab ID:	**2009S23-001**	**Matrix:**	Groundwater

Analyses	Result	Qual	Reporting Limit	MDL	Units	Prepared	Date Analyzed	DF
Volatile Organic Compounds by GC/MS SW8260D					(SW5030B)			
Benzene	0.39	U	5.0	0.39	ug/L	09/30/2020 07:12:0(	10/01/2020 15:33	1
Toluene	0.31	U	5.0	0.31	ug/L	09/30/2020 07:12:0(	10/01/2020 15:33	1
Ethylbenzene	0.38	U	5.0	0.38	ug/L	09/30/2020 07:12:0(	10/01/2020 15:33	1
m,p-Xylene	0.83	U	5.0	0.83	ug/L	09/30/2020 07:12:0(	10/01/2020 15:33	1
o-Xylene	0.32	U	5.0	0.32	ug/L	09/30/2020 07:12:0(	10/01/2020 15:33	1
Methyl tert-butyl ether	0.37	U	5.0	0.37	ug/L	09/30/2020 07:12:0(	10/01/2020 15:33	1
Naphthalene	0.67	U	5.0	0.67	ug/L	09/30/2020 07:12:0(	10/01/2020 15:33	1
1,2-Dichloroethane	0.42	U	5.0	0.42	ug/L	09/30/2020 07:12:0(	10/01/2020 15:33	1
Surr: 4-Bromofluorobenzene	102		70-130	0	%REC	09/30/2020 07:12:0(	10/01/2020 15:33	1
Surr: Dibromofluoromethane	100		70-130	0	%REC	09/30/2020 07:12:0(	10/01/2020 15:33	1
Surr: Toluene-d8	100		70-130	0	%REC	09/30/2020 07:12:0(	10/01/2020 15:33	1
Oxygenates SW8260D					(SW5030B)			
3,3-Dimethyl-1-butanol	23	U	100	23	ug/L	09/30/2020 07:12:0(	10/01/2020 15:33	1
Ethanol	49	U	100	49	ug/L	09/30/2020 07:12:0(	10/01/2020 15:33	1
Ethyl tert-butyl ether	4.4	U	100	4.4	ug/L	09/30/2020 07:12:0(	10/01/2020 15:33	1
Isopropyl ether	3.5	U	10	3.5	ug/L	09/30/2020 07:12:0(	10/01/2020 15:33	1
tert-Amyl alcohol	43	I	100	27	ug/L	09/30/2020 07:12:0(	10/01/2020 15:33	1
tert-Amyl methyl ether	4.5	U	10	4.5	ug/L	09/30/2020 07:12:0(	10/01/2020 15:33	1
tert-Butyl Alcohol	60	U	100	60	ug/L	09/30/2020 07:12:0(	10/01/2020 15:33	1
tert-Butyl formate	44	U	100	44	ug/L	09/30/2020 07:12:0(	10/01/2020 15:33	1
MICRO-EXTRACTABLE VOLATILE ORGANICS SW8011					(SW8011)			
1,2-Dibromoethane	0.008	U	0.020	0.008	ug/L	09/28/2020 09:27:38	09/29/2020 01:08	1
Surr: 4-Bromofluorobenzene	104		73.6-140	0	%REC	09/28/2020 09:27:38	09/29/2020 01:08	1

FLDEP Qualifiers:

- V Indicates that the analyte was detected in both the sample and the method blank
- U Indicates that the compound was analyzed for but not detected
- I The reported value is between the laboratory method detection limit and the laboratory practical quantitation limit
- J Estimated value
- Q Sample held beyond the accepted holding time

AES Laboratory Qualifiers:

- S Spike recovery outside limits due to matrix
- R RPD outside limits due to matrix
- > Greater than result value
- < Less than result value

Analytical Environmental Services, Inc **Date:** 2-Oct-20

Client:	Terracon	**Client Sample ID:**	18871/MW-5
Project Name:	SCDOT Eddies Pitt Stop	**Collection Date:**	9/22/2020 11:15:00 AM
Lab ID:	**2009S23-002**	**Matrix:**	Groundwater

Analyses	Result	Qual	Reporting Limit	MDL	Units	Prepared	Date Analyzed	DF
Volatile Organic Compounds by GC/MS SW8260D					(SW5030B)			
Benzene	650		50	3.9	ug/L	09/30/2020 07:12:0(	10/01/2020 16:13	10
Toluene	790		50	3.1	ug/L	09/30/2020 07:12:0(	10/01/2020 16:13	10
Ethylbenzene	1400		50	3.8	ug/L	09/30/2020 07:12:0(	10/01/2020 16:13	10
m,p-Xylene	4700		500	83	ug/L	09/30/2020 07:12:0(	10/01/2020 16:33	100
o-Xylene	2100		500	32	ug/L	09/30/2020 07:12:0(	10/01/2020 16:33	100
Methyl tert-butyl ether	0.37	U	5.0	0.37	ug/L	09/30/2020 07:12:0(	09/30/2020 23:01	1
Naphthalene	670		50	6.7	ug/L	09/30/2020 07:12:0(	10/01/2020 16:13	10
1,2-Dichloroethane	9.8		5.0	0.42	ug/L	09/30/2020 07:12:0(	09/30/2020 23:01	1
Surr: 4-Bromofluorobenzene	98.9		70-130	0	%REC	09/30/2020 07:12:0(	10/01/2020 16:13	10
Surr: 4-Bromofluorobenzene	102		70-130	0	%REC	09/30/2020 07:12:0(	09/30/2020 23:01	1
Surr: 4-Bromofluorobenzene	105		70-130	0	%REC	09/30/2020 07:12:0(	10/01/2020 16:33	100
Surr: Dibromofluoromethane	94.7		70-130	0	%REC	09/30/2020 07:12:0(	09/30/2020 23:01	1
Surr: Dibromofluoromethane	102		70-130	0	%REC	09/30/2020 07:12:0(	10/01/2020 16:13	10
Surr: Dibromofluoromethane	103		70-130	0	%REC	09/30/2020 07:12:0(	10/01/2020 16:33	100
Surr: Toluene-d8	99.6		70-130	0	%REC	09/30/2020 07:12:0(	10/01/2020 16:33	100
Surr: Toluene-d8	102		70-130	0	%REC	09/30/2020 07:12:0(	10/01/2020 16:13	10
Surr: Toluene-d8	108		70-130	0	%REC	09/30/2020 07:12:0(	09/30/2020 23:01	1
Oxygenates SW8260D					(SW5030B)			
3,3-Dimethyl-1-butanol	23	U	100	23	ug/L	09/30/2020 07:12:0(	09/30/2020 23:01	1
Ethanol	49	U	100	49	ug/L	09/30/2020 07:12:0(	09/30/2020 23:01	1
Ethyl tert-butyl ether	4.4	U	100	4.4	ug/L	09/30/2020 07:12:0(	09/30/2020 23:01	1
Isopropyl ether	7.3	I	10	3.5	ug/L	09/30/2020 07:12:0(	09/30/2020 23:01	1
tert-Amyl alcohol	1900		100	27	ug/L	09/30/2020 07:12:0(	09/30/2020 23:01	1
tert-Amyl methyl ether	4.5	U	10	4.5	ug/L	09/30/2020 07:12:0(	09/30/2020 23:01	1
tert-Butyl Alcohol	60	U	100	60	ug/L	09/30/2020 07:12:0(	09/30/2020 23:01	1
tert-Butyl formate	44	U	100	44	ug/L	09/30/2020 07:12:0(	09/30/2020 23:01	1
MICRO-EXTRACTABLE VOLATILE ORGANICS SW8011					(SW8011)			
1,2-Dibromoethane	2.19		0.322	0.130	ug/L	09/28/2020 09:27:3{	10/01/2020 15:22	16
Surr: 4-Bromofluorobenzene	103		73.6-140	0	%REC	09/28/2020 09:27:3{	09/29/2020 01:37	1

FLDEP Qualifiers:
- V Indicates that the analyte was detected in both the sample and the method blank
- U Indicates that the compound was analyzed for but not detected
- I The reported value is between the laboratory method detection limit and the laboratory practical quantitation limit
- J Estimated value
- Q Sample held beyond the accepted holding time

AES Laboratory Qualifiers:
- S Spike recovery outside limits due to matrix
- R RPD outside limits due to matrix
- > Greater than result value
- < Less than result value

Analytical Environmental Services, Inc

Date: 2-Oct-20

Client:	Terracon	**Client Sample ID:**	18871FIELD BLANK
Project Name:	SCDOT Eddies Pitt Stop	**Collection Date:**	9/22/2020 11:20:00 AM
Lab ID:	**2009S23-003**	**Matrix:**	Groundwater

Analyses	Result	Qual	Reporting Limit	MDL	Units	Prepared	Date Analyzed	DF
Volatile Organic Compounds by GC/MS SW8260D					(SW5030B)			
Benzene	0.39	U	5.0	0.39	ug/L	09/30/2020 07:12:0(	09/30/2020 22:40	1
Toluene	0.39	I	5.0	0.31	ug/L	09/30/2020 07:12:0(	09/30/2020 22:40	1
Ethylbenzene	0.38	U	5.0	0.38	ug/L	09/30/2020 07:12:0(	09/30/2020 22:40	1
m,p-Xylene	0.83	U	5.0	0.83	ug/L	09/30/2020 07:12:0(	09/30/2020 22:40	1
o-Xylene	0.32	U	5.0	0.32	ug/L	09/30/2020 07:12:0(	09/30/2020 22:40	1
Methyl tert-butyl ether	0.37	U	5.0	0.37	ug/L	09/30/2020 07:12:0(	09/30/2020 22:40	1
Naphthalene	0.67	U	5.0	0.67	ug/L	09/30/2020 07:12:0(	09/30/2020 22:40	1
1,2-Dichloroethane	0.42	U	5.0	0.42	ug/L	09/30/2020 07:12:0(	09/30/2020 22:40	1
Surr: 4-Bromofluorobenzene	99.6		70-130	0	%REC	09/30/2020 07:12:0(	09/30/2020 22:40	1
Surr: Dibromofluoromethane	104		70-130	0	%REC	09/30/2020 07:12:0(	09/30/2020 22:40	1
Surr: Toluene-d8	98.9		70-130	0	%REC	09/30/2020 07:12:0(	09/30/2020 22:40	1
Oxygenates SW8260D					(SW5030B)			
3,3-Dimethyl-1-butanol	23	U	100	23	ug/L	09/30/2020 07:12:0(	09/30/2020 22:40	1
Ethanol	49	U	100	49	ug/L	09/30/2020 07:12:0(	09/30/2020 22:40	1
Ethyl tert-butyl ether	4.4	U	100	4.4	ug/L	09/30/2020 07:12:0(	09/30/2020 22:40	1
Isopropyl ether	3.5	U	10	3.5	ug/L	09/30/2020 07:12:0(	09/30/2020 22:40	1
tert-Amyl alcohol	27	U	100	27	ug/L	09/30/2020 07:12:0(	09/30/2020 22:40	1
tert-Amyl methyl ether	4.5	U	10	4.5	ug/L	09/30/2020 07:12:0(	09/30/2020 22:40	1
tert-Butyl Alcohol	60	U	100	60	ug/L	09/30/2020 07:12:0(	09/30/2020 22:40	1
tert-Butyl formate	44	U	100	44	ug/L	09/30/2020 07:12:0(	09/30/2020 22:40	1
MICRO-EXTRACTABLE VOLATILE ORGANICS SW8011					(SW8011)			
1,2-Dibromoethane	0.008	U	0.020	0.008	ug/L	09/28/2020 09:27:38	09/29/2020 02:06	1
Surr: 4-Bromofluorobenzene	99.4		73.6-140	0	%REC	09/28/2020 09:27:38	09/29/2020 02:06	1

FLDEP Qualifiers:

- V Indicates that the analyte was detected in both the sample and the method blank
- U Indicates that the compound was analyzed for but not detected
- I The reported value is between the laboratory method detection limit and the laboratory practical quantitation limit
- J Estimated value
- Q Sample held beyond the accepted holding time

AES Laboratory Qualifiers:

- S Spike recovery outside limits due to matrix
- R RPD outside limits due to matrix
- > Greater than result value
- < Less than result value

Analytical Environmental Services, Inc

Date: 2-Oct-20

Client:	Terracon	**Client Sample ID:**	18871/TRIP BLANK
Project Name:	SCDOT Eddies Pitt Stop	**Collection Date:**	9/22/2020
Lab ID:	**2009S23-004**	**Matrix:**	Aqueous

Analyses	Result	Qual	Reporting Limit	MDL	Units	Prepared	Date Analyzed	DF
Volatile Organic Compounds by GC/MS SW8260D					(SW5030B)			
Benzene	0.39	U	5.0	0.39	ug/L	09/30/2020 07:12:0(	09/30/2020 19:18	1
Toluene	0.31	U	5.0	0.31	ug/L	09/30/2020 07:12:0(	09/30/2020 19:18	1
Ethylbenzene	0.38	U	5.0	0.38	ug/L	09/30/2020 07:12:0(	09/30/2020 19:18	1
m,p-Xylene	0.83	U	5.0	0.83	ug/L	09/30/2020 07:12:0(	09/30/2020 19:18	1
o-Xylene	0.32	U	5.0	0.32	ug/L	09/30/2020 07:12:0(	09/30/2020 19:18	1
Methyl tert-butyl ether	0.37	U	5.0	0.37	ug/L	09/30/2020 07:12:0(	09/30/2020 19:18	1
Naphthalene	0.67	U	5.0	0.67	ug/L	09/30/2020 07:12:0(	09/30/2020 19:18	1
1,2-Dichloroethane	0.42	U	5.0	0.42	ug/L	09/30/2020 07:12:0(	09/30/2020 19:18	1
Surr: 4-Bromofluorobenzene	101		70-130	0	%REC	09/30/2020 07:12:0(	09/30/2020 19:18	1
Surr: Dibromofluoromethane	100		70-130	0	%REC	09/30/2020 07:12:0(	09/30/2020 19:18	1
Surr: Toluene-d8	100		70-130	0	%REC	09/30/2020 07:12:0(	09/30/2020 19:18	1
Oxygenates SW8260D					(SW5030B)			
3,3-Dimethyl-1-butanol	23	U	100	23	ug/L	09/30/2020 07:12:0(	09/30/2020 19:18	1
Ethanol	49	U	100	49	ug/L	09/30/2020 07:12:0(	09/30/2020 19:18	1
Ethyl tert-butyl ether	4.4	U	100	4.4	ug/L	09/30/2020 07:12:0(	09/30/2020 19:18	1
Isopropyl ether	3.5	U	10	3.5	ug/L	09/30/2020 07:12:0(	09/30/2020 19:18	1
tert-Amyl alcohol	27	U	100	27	ug/L	09/30/2020 07:12:0(	09/30/2020 19:18	1
tert-Amyl methyl ether	4.5	U	10	4.5	ug/L	09/30/2020 07:12:0(	09/30/2020 19:18	1
tert-Butyl Alcohol	60	U	100	60	ug/L	09/30/2020 07:12:0(	09/30/2020 19:18	1
tert-Butyl formate	44	U	100	44	ug/L	09/30/2020 07:12:0(	09/30/2020 19:18	1

FLDEP Qualifiers:

- V Indicates that the analyte was detected in both the sample and the method blank
- U Indicates that the compound was analyzed for but not detected
- I The reported value is between the laboratory method detection limit and the laboratory practical quantitation limit
- J Estimated value
- Q Sample held beyond the accepted holding time

AES Laboratory Qualifiers:

- S Spike recovery outside limits due to matrix
- R RPD outside limits due to matrix
- > Greater than result value
- < Less than result value

Analytical Environmental Services, Inc

Date: 2-Oct-20

SUMMARY OF ANALYTES DETECTED

Analyses	Result	Qual	MDL	Reporting Limit	Units	BatchID	Dilution Factor
Client Sample ID: 18871/MW-13				**Lab ID:** 2009S23-001			
Collection Date: 9/22/2020 10:40:00 AM				**Matrix:** Groundwater			
Oxygenates SW8260D				**(SW5030B)**			
tert-Amyl alcohol	43	J	27	100	ug/L	303551	1
Client Sample ID: 18871/MW-5				**Lab ID:** 2009S23-002			
Collection Date: 9/22/2020 11:15:00 AM				**Matrix:** Groundwater			
Volatile Organic Compounds by GC/MS SW8260D				**(SW5030B)**			
Benzene	650		3.9	50	ug/L	303551	10
Toluene	790		3.1	50	ug/L	303551	10
Ethylbenzene	1400		3.8	50	ug/L	303551	10
m,p-Xylene	4700		83	500	ug/L	303551	100
o-Xylene	2100		32	500	ug/L	303551	100
Naphthalene	670		6.7	50	ug/L	303551	10
1,2-Dichloroethane	9.8		0.42	5.0	ug/L	303551	1
Oxygenates SW8260D				**(SW5030B)**			
Isopropyl ether	7.3	J	3.5	10	ug/L	303551	1
tert-Amyl alcohol	1900		27	100	ug/L	303551	1
MICRO-EXTRACTABLE VOLATILE ORGANICS SW8011				**(SW8011)**			
1,2-Dibromoethane	2.19		0.130	0.322	ug/L	303348	16
Client Sample ID: 18871FIELD BLANK				**Lab ID:** 2009S23-003			
Collection Date: 9/22/2020 11:20:00 AM				**Matrix:** Groundwater			
Volatile Organic Compounds by GC/MS SW8260D				**(SW5030B)**			
Toluene	0.39	J	0.31	5.0	ug/L	303551	1

Qualifiers:

* Value exceeds maximum contaminant level	E Estimated (value above quantitation range)
BRL Below reporting limit	S Spike Recovery outside limits due to matrix
H Holding times for preparation or analysis exceeded	Narr See case narrative
N Analyte not NELAC certified	F Analyzed in the lab which is a deviation from the method
B Analyte detected in the associated method blank	< Less than Result value
> Greater than Result value	J Estimated value detected below Reporting Limit

Clear Save as

ANALYTICAL ENVIRONMENTAL SERVICES, INC.

SAMPLE/COOLER RECEIPT CHECKLIST

1. Client Name: **Access Analytical, Inc.** AES Work Order Number: **2009S23**

2. Carrier: FedEx ■ UPS ☐ USPS ☐ Client ☐ Courier ☐ Other _____

		Yes	No	N/A	Details	Comments
3.	Shipping container/cooler received in good condition?	◉	○	○	damaged ☐ leaking ☐ other ☐	
4.	Custody seals present on shipping container?	○	◉	○		
5.	Custody seals intact on shipping container?	○	○	◉		
6.	Temperature blanks present?	○	◉	○		
7.	Cooler temperature(s) within limits of 0-6°C? [See item 13 and 14 for temperature recordings.]	◉	○	○	Cooling initiated for recently collected samples / ice present ☐	
8.	Chain of Custody (COC) present?	◉	○	○		
9.	Chain of Custody signed, dated, and timed when relinquished and received?	◉	○	○		
10.	Sampler name and/or signature on COC?	○	◉	○		
11.	Were all samples received within holding time?	◉	○	○		
12.	TAT marked on the COC?	◉	○	○	If no TAT indicated, proceeded with standard TAT per Terms & Conditions. ☐	

13. Cooler 1 Temperature 4.5 °C Cooler 2 Temperature _____ °C Cooler 3 Temperature _____ °C Cooler 4 Temperature _____ °C

14. Cooler 5 Temperature _____ °C Cooler 6 Temperature _____ °C Cooler 7 Temperature _____ °C Cooler 8 Temperature _____ °C

15. Comments: _____

I certify that I have completed sections 1-15 (dated initials). FM 9/25/20

		Yes	No	N/A	Details	Comments
16.	Were sample containers intact upon receipt?	◉	○	○		
17.	Custody seals present on sample containers?	○	◉	○		
18.	Custody seals intact on sample containers?	○	○	◉		
19.	Do sample container labels match the COC?	◉	○	○	incomplete info ☐ illegible ☐ no label ☐ other ☐	
20.	Are analyses requested indicated on the COC?	◉	○	○		
21.	Were all of the samples listed on the COC received?	◉	○	○	samples received but not listed on COC ☐ samples listed on COC not received ☐	
22.	Was the sample collection date/time noted?	◉	○	○		
23.	Did we receive sufficient sample volume for indicated analyses?	◉	○	○		
24.	Were samples received in appropriate containers?	◉	○	○		
25.	Were VOA samples received without headspace (< 1/4" bubble)?	◉	○	○		
26.	Were trip blanks submitted?	◉	○	○	listed on COC ■ not listed on COC ☐	

27. Comments: _____

I certify that I have completed sections 16-27 (dated initials). FM 9/25/20

This section only applies to samples where pH can be checked at Sample Receipt.

		Yes	No	N/A	Details	Comments
28.	Have containers needing chemical preservation been checked? *	○	○	◉		
29.	Containers meet preservation guidelines?	○	○	◉		
30.	Was pH adjusted at Sample Receipt?	○	○	◉		

* Note: Certain analyses require chemical preservation but must be checked in the laboratory and not upon Sample Receipt such as Coliforms, VOCs and Oil & Grease/TPH. This also excludes metals by EPA 200.7, 200.8 and 245.1 which will be verified between 16 and 24 hours after preservation.

I certify that I have completed sections 28-30 (dated initials). FM 9/25/20

Locked

Client: Terracon
Project Name: SCDOT Eddies Pitt Stop
Workorder: 2009S23

ANALYTICAL QC SUMMARY REPORT

BatchID: 303348

Sample ID: **MB-303348**	Client ID:				Units: **ug/L**		Prep Date: **09/28/2020**		Run No: **435924**	
SampleType: **MBLK**	TestCode: **MICRO-EXTRACTABLE VOLATILE ORGANICS SW8011**				BatchID: **303348**		Analysis Date: **09/28/2020**		Seq No: **9906739**	
Analyte	Result	RPT Limit	SPK value	SPK Ref Val	%REC	Low Limit	High Limit	RPD Ref Val	%RPD	RPD Limit	Qual
1,2-Dibromoethane	BRL	0.020									
Surr: 4-Bromofluorobenzene	4.994	0	5.000		99.9	70	130				

Sample ID: **LCS-303348**	Client ID:				Units: **ug/L**		Prep Date: **09/28/2020**		Run No: **435924**	
SampleType: **LCS**	TestCode: **MICRO-EXTRACTABLE VOLATILE ORGANICS SW8011**				BatchID: **303348**		Analysis Date: **09/28/2020**		Seq No: **9906740**	
Analyte	Result	RPT Limit	SPK value	SPK Ref Val	%REC	Low Limit	High Limit	RPD Ref Val	%RPD	RPD Limit	Qual
1,2-Dibromoethane	0.07700	0.020	0.1000		77.0	60	140				
Surr: 4-Bromofluorobenzene	5.170	0	5.000		103	70	130				

Sample ID: **LCSD-303348**	Client ID:				Units: **ug/L**		Prep Date: **09/28/2020**		Run No: **435924**	
SampleType: **LCSD**	TestCode: **MICRO-EXTRACTABLE VOLATILE ORGANICS SW8011**				BatchID: **303348**		Analysis Date: **09/28/2020**		Seq No: **9906743**	
Analyte	Result	RPT Limit	SPK value	SPK Ref Val	%REC	Low Limit	High Limit	RPD Ref Val	%RPD	RPD Limit	Qual
1,2-Dibromoethane	0.07800	0.020	0.1000		78.0	60	140	0.07700	1.29	15.6	
Surr: 4-Bromofluorobenzene	5.288	0	5.000		106	70	130	5.170	0	0	

Sample ID: **2009S19-015BMS**	Client ID:				Units: **ug/L**		Prep Date: **09/28/2020**		Run No: **435924**	
SampleType: **MS**	TestCode: **MICRO-EXTRACTABLE VOLATILE ORGANICS SW8011**				BatchID: **303348**		Analysis Date: **09/29/2020**		Seq No: **9906768**	
Analyte	Result	RPT Limit	SPK value	SPK Ref Val	%REC	Low Limit	High Limit	RPD Ref Val	%RPD	RPD Limit	Qual
1,2-Dibromoethane	0.07351	0.020	0.0980		75.0	70	131				
Surr: 4-Bromofluorobenzene	4.606	0	4.901		94.0	73.6	140				

Sample ID: **2009S19-011BDUP**	Client ID:				Units: **ug/L**		Prep Date: **09/28/2020**		Run No: **435924**	
SampleType: **DUP**	TestCode: **MICRO-EXTRACTABLE VOLATILE ORGANICS SW8011**				BatchID: **303348**		Analysis Date: **09/28/2020**		Seq No: **9906761**	
Analyte	Result	RPT Limit	SPK value	SPK Ref Val	%REC	Low Limit	High Limit	RPD Ref Val	%RPD	RPD Limit	Qual
1,2-Dibromoethane	BRL	0.020						0	0	30	

Qualifiers:

>	Greater than Result value	<	Less than Result value	B	Analyte detected in the associated method blank
BRL	Below reporting limit	E	Estimated (value above quantitation range)	H	Holding times for preparation or analysis exceeded
J	Estimated value detected below Reporting Limit	N	Analyte not NELAC certified	R	RPD outside limits due to matrix
Rpt Lim	Reporting Limit	S	Spike Recovery outside limits due to matrix		

Client: Terracon
Project Name: SCDOT Eddies Pitt Stop
Workorder: 2009S23

ANALYTICAL QC SUMMARY REPORT

BatchID: 303348

Sample ID: **2009S19-011BDUP** Client ID:
SampleType: **DUP** TestCode: **MICRO-EXTRACTABLE VOLATILE ORGANICS SW8011**
Units: **ug/L** BatchID: **303348**
Prep Date: **09/28/2020** Analysis Date: **09/28/2020**
Run No: **435924** Seq No: **9906761**

Analyte	Result	RPT Limit	SPK value	SPK Ref Val	%REC	Low Limit	High Limit	RPD Ref Val	%RPD	RPD Limit	Qual
Surr: 4-Bromofluorobenzene	5.190	0				73.6	140	4.928	0	0	

Qualifiers:

>	Greater than Result value	<	Less than Result value	B	Analyte detected in the associated method blank
BRL	Below reporting limit	E	Estimated (value above quantitation range)	H	Holding times for preparation or analysis exceeded
J	Estimated value detected below Reporting Limit	N	Analyte not NELAC certified	R	RPD outside limits due to matrix
Rpt Lim	Reporting Limit	S	Spike Recovery outside limits due to matrix		

Client: Terracon
Project Name: SCDOT Eddies Pitt Stop
Workorder: 2009S23

ANALYTICAL QC SUMMARY REPORT

BatchID: 303551

Sample ID: **MB-303551** Client ID: Units: **ug/L** Prep Date: **09/30/2020** Run No: **435884**
SampleType: **MBLK** TestCode: **Volatile Organic Compounds by GC/MS SW8260D** BatchID: **303551** Analysis Date: **09/30/2020** Seq No: **9906288**

Analyte	Result	RPT Limit	SPK value	SPK Ref Val	%REC	Low Limit	High Limit	RPD Ref Val	%RPD	RPD Limit	Qual
1,2-Dichloroethane	BRL	5.0									
Benzene	BRL	5.0									
Ethylbenzene	BRL	5.0									
m,p-Xylene	BRL	5.0									
Methyl tert-butyl ether	BRL	5.0									
Naphthalene	BRL	5.0									
o-Xylene	BRL	5.0									
Toluene	BRL	5.0									
Surr: 4-Bromofluorobenzene	49.68	0	50.00		99.4	70	130				
Surr: Dibromofluoromethane	50.18	0	50.00		100	70	130				
Surr: Toluene-d8	49.96	0	50.00		99.9	70	130				

Sample ID: **MB-303551** Client ID: Units: **ug/L** Prep Date: **09/30/2020** Run No: **435884**
SampleType: **MBLK** TestCode: **Oxygenates SW8260D** BatchID: **303551** Analysis Date: **09/30/2020** Seq No: **9907216**

Analyte	Result	RPT Limit	SPK value	SPK Ref Val	%REC	Low Limit	High Limit	RPD Ref Val	%RPD	RPD Limit	Qual
3,3-Dimethyl-1-butanol	BRL	100									
Ethanol	BRL	100									
Ethyl tert-butyl ether	BRL	100									
Isopropyl ether	BRL	10									
tert-Amyl alcohol	BRL	100									
tert-Amyl methyl ether	BRL	10									
tert-Butyl Alcohol	BRL	100									
tert-Butyl formate	BRL	100									

Qualifiers:

>	Greater than Result value	<	Less than Result value	B	Analyte detected in the associated method blank
BRL	Below reporting limit	E	Estimated (value above quantitation range)	H	Holding times for preparation or analysis exceeded
J	Estimated value detected below Reporting Limit	N	Analyte not NELAC certified	R	RPD outside limits due to matrix
Rpt Lim	Reporting Limit	S	Spike Recovery outside limits due to matrix		

Client: Terracon
Project Name: SCDOT Eddies Pitt Stop
Workorder: 2009S23

ANALYTICAL QC SUMMARY REPORT

BatchID: 303551

Sample ID: **LCS-303551** Client ID: Units: **ug/L** Prep Date: **09/30/2020** Run No: **435884**
SampleType: **LCS** TestCode: **Volatile Organic Compounds by GC/MS SW8260D** BatchID: **303551** Analysis Date: **09/30/2020** Seq No: **9906287**

Analyte	Result	RPT Limit	SPK value	SPK Ref Val	%REC	Low Limit	High Limit	RPD Ref Val	%RPD	RPD Limit	Qual
1,2-Dichloroethane	23.17	5.0	20.00		116	70	130				
Benzene	21.92	5.0	20.00		110	70	130				
Ethylbenzene	21.80	5.0	20.00		109	70	130				
m,p-Xylene	43.15	5.0	40.00		108	70	130				
Naphthalene	21.54	5.0	20.00		108	70	130				
o-Xylene	21.51	5.0	20.00		108	70	130				
Toluene	21.78	5.0	20.00		109	70	130				
Surr: 4-Bromofluorobenzene	49.32	0	50.00		98.6	70	130				
Surr: Dibromofluoromethane	51.83	0	50.00		104	70	130				
Surr: Toluene-d8	50.32	0	50.00		101	70	130				

Sample ID: **LCS-303551** Client ID: Units: **ug/L** Prep Date: **09/30/2020** Run No: **435884**
SampleType: **LCS** TestCode: **Oxygenates SW8260D** BatchID: **303551** Analysis Date: **09/30/2020** Seq No: **9907215**

Analyte	Result	RPT Limit	SPK value	SPK Ref Val	%REC	Low Limit	High Limit	RPD Ref Val	%RPD	RPD Limit	Qual
3,3-Dimethyl-1-butanol	578.3	100	500.0		116	70	130				
Ethanol	557.0	100	500.0		111	70	130				
Ethyl tert-butyl ether	101.6	100	100.0		102	70	130				
Isopropyl ether	99.88	10	100.0		99.9	70	130				
tert-Amyl alcohol	600.0	100	500.0		120	70	130				
tert-Amyl methyl ether	102.2	10	100.0		102	70	130				
tert-Butyl Alcohol	596.0	100	500.0		119	70	130				
tert-Butyl formate	522.8	100	500.0		105	70	130				

Sample ID: **2009S19-025AMS** Client ID: Units: **ug/L** Prep Date: **09/30/2020** Run No: **435884**
SampleType: **MS** TestCode: **Volatile Organic Compounds by GC/MS SW8260D** BatchID: **303551** Analysis Date: **09/30/2020** Seq No: **9907107**

Analyte	Result	RPT Limit	SPK value	SPK Ref Val	%REC	Low Limit	High Limit	RPD Ref Val	%RPD	RPD Limit	Qual

Qualifiers:

>	Greater than Result value	<	Less than Result value	B	Analyte detected in the associated method blank
BRL	Below reporting limit	E	Estimated (value above quantitation range)	H	Holding times for preparation or analysis exceeded
J	Estimated value detected below Reporting Limit	N	Analyte not NELAC certified	R	RPD outside limits due to matrix
Rpt Lim	Reporting Limit	S	Spike Recovery outside limits due to matrix		

Client: Terracon
Project Name: SCDOT Eddies Pitt Stop
Workorder: 2009S23

ANALYTICAL QC SUMMARY REPORT

BatchID: 303551

Sample ID: **2009S19-025AMS** Client ID: Units: **ug/L** Prep Date: **09/30/2020** Run No: **435884**
SampleType: **MS** TestCode: **Volatile Organic Compounds by GC/MS SW8260D** BatchID: **303551** Analysis Date: **09/30/2020** Seq No: **9907107**

Analyte	Result	RPT Limit	SPK value	SPK Ref Val	%REC	Low Limit	High Limit	RPD Ref Val	%RPD	RPD Limit	Qual
1,2-Dichloroethane	20.70	5.0	20.00		104	67	136				
Benzene	21.06	5.0	20.00		105	70.2	137				
Ethylbenzene	20.68	5.0	20.00		103	73	135				
m,p-Xylene	42.08	5.0	40.00		105	70.3	138				
Naphthalene	19.76	5.0	20.00		98.8	57.1	136				
o-Xylene	20.81	5.0	20.00		104	70.1	135				
Toluene	20.95	5.0	20.00		105	67	141				
Surr: 4-Bromofluorobenzene	49.63	0	50.00		99.3	70	130				
Surr: Dibromofluoromethane	51.01	0	50.00		102	70	130				
Surr: Toluene-d8	49.76	0	50.00		99.5	70	130				

Sample ID: **2009S19-025AMS** Client ID: Units: **ug/L** Prep Date: **09/30/2020** Run No: **435884**
SampleType: **MS** TestCode: **Oxygenates SW8260D** BatchID: **303551** Analysis Date: **09/30/2020** Seq No: **9907229**

Analyte	Result	RPT Limit	SPK value	SPK Ref Val	%REC	Low Limit	High Limit	RPD Ref Val	%RPD	RPD Limit	Qual
3,3-Dimethyl-1-butanol	540.3	100	500.0		108	60.1	130				
Ethanol	584.7	100	500.0		117	61.9	140				
Ethyl tert-butyl ether	105.6	100	100.0		106	71.2	122				
Isopropyl ether	102.7	10	100.0		103	71	133				
tert-Amyl alcohol	601.0	100	500.0		120	69.7	140				
tert-Amyl methyl ether	107.7	10	100.0		108	70.1	126				
tert-Butyl Alcohol	590.4	100	500.0		118	67	140				
tert-Butyl formate	411.6	100	500.0		82.3	60	134				

Sample ID: **2009S19-025AMSD** Client ID: Units: **ug/L** Prep Date: **09/30/2020** Run No: **435884**
SampleType: **MSD** TestCode: **Volatile Organic Compounds by GC/MS SW8260D** BatchID: **303551** Analysis Date: **09/30/2020** Seq No: **9907110**

Analyte	Result	RPT Limit	SPK value	SPK Ref Val	%REC	Low Limit	High Limit	RPD Ref Val	%RPD	RPD Limit	Qual

Qualifiers:

>	Greater than Result value	<	Less than Result value	B	Analyte detected in the associated method blank
BRL	Below reporting limit	E	Estimated (value above quantitation range)	H	Holding times for preparation or analysis exceeded
J	Estimated value detected below Reporting Limit	N	Analyte not NELAC certified	R	RPD outside limits due to matrix
Rpt Lim	Reporting Limit	S	Spike Recovery outside limits due to matrix		

Client: Terracon
Project Name: SCDOT Eddies Pitt Stop
Workorder: 2009S23

ANALYTICAL QC SUMMARY REPORT

BatchID: 303551

Sample ID: **2009S19-025AMSD** Client ID: Units: **ug/L** Prep Date: **09/30/2020** Run No: **435884**
SampleType: **MSD** TestCode: **Volatile Organic Compounds by GC/MS SW8260D** BatchID: **303551** Analysis Date: **09/30/2020** Seq No: **9907110**

Analyte	Result	RPT Limit	SPK value	SPK Ref Val	%REC	Low Limit	High Limit	RPD Ref Val	%RPD	RPD Limit	Qual
1,2-Dichloroethane	20.69	5.0	20.00		103	67	136	20.70	0.048	20	
Benzene	20.47	5.0	20.00		102	70.2	137	21.06	2.84	20	
Ethylbenzene	20.22	5.0	20.00		101	73	135	20.68	2.25	20	
m,p-Xylene	40.82	5.0	40.00		102	70.3	138	42.08	3.04	20	
Naphthalene	19.34	5.0	20.00		96.7	57.1	136	19.76	2.15	32.8	
o-Xylene	20.29	5.0	20.00		101	70.1	135	20.81	2.53	20	
Toluene	20.13	5.0	20.00		101	67	141	20.95	3.99	20	
Surr: 4-Bromofluorobenzene	49.50	0	50.00		99.0	70	130	49.63	0	0	
Surr: Dibromofluoromethane	52.20	0	50.00		104	70	130	51.01	0	0	
Surr: Toluene-d8	50.16	0	50.00		100	70	130	49.76	0	0	

Sample ID: **2009S19-025AMSD** Client ID: Units: **ug/L** Prep Date: **09/30/2020** Run No: **435884**
SampleType: **MSD** TestCode: **Oxygenates SW8260D** BatchID: **303551** Analysis Date: **09/30/2020** Seq No: **9907230**

Analyte	Result	RPT Limit	SPK value	SPK Ref Val	%REC	Low Limit	High Limit	RPD Ref Val	%RPD	RPD Limit	Qual
3,3-Dimethyl-1-butanol	569.2	100	500.0		114	60.1	130	540.3	5.22	25.3	
Ethanol	576.7	100	500.0		115	61.9	140	584.7	1.37	29	
Ethyl tert-butyl ether	106.1	100	100.0		106	71.2	122	105.6	0.397	20	
Isopropyl ether	102.7	10	100.0		103	71	133	102.7	0.068	20	
tert-Amyl alcohol	613.1	100	500.0		123	69.7	140	601.0	2.00	26.8	
tert-Amyl methyl ether	109.4	10	100.0		109	70.1	126	107.7	1.58	20	
tert-Butyl Alcohol	664.9	100	500.0		133	67	140	590.4	11.9	29.4	
tert-Butyl formate	335.4	100	500.0		67.1	60	134	411.6	20.4	18	R

Qualifiers:

>	Greater than Result value	<	Less than Result value	B	Analyte detected in the associated method blank
BRL	Below reporting limit	E	Estimated (value above quantitation range)	H	Holding times for preparation or analysis exceeded
J	Estimated value detected below Reporting Limit	N	Analyte not NELAC certified	R	RPD outside limits due to matrix
Rpt Lim	Reporting Limit	S	Spike Recovery outside limits due to matrix		

ACCESS ANALYTICAL, INC.

ANALYTICAL REPORT

CLIENT:
Access Analytical, Inc.
7478 Carlisle St.
Irmo, SC 29063
ATTN: Ashley Amick

PROJECT:
SCDOT Eddies Pitt Stop

DATE:
09.10.20

Primary Data Review By:

Bonnie Vary

Project Manager, Pace Analytical

Secondary Data Review By:

Ashley B. Amick

Project Manager, Access Analytical
aamick@axs-inc.com

Notes:

- Unless otherwise noted, all analysis on this report performed at Pace Analytical Services, Inc. For a list of analyzing locations and certifications, please see page 3 of included analytical report.

- Local support services for this project are provided by Access Analytical, Inc. Please direct all questions regarding this project to your Access Analytical project manager at 803-781-4243 or at the email address listed above.

Pace Analytical Services, LLC
9800 Kincey Ave. Suite 100
Huntersville, NC 28078
(704)875-9092

Ashley Amick
Access Analytical, Inc.
7478 Carlisle St.
Irmo, SC 29063

RE: Project: SCDOT Eddies Pitt Stop
Pace Project No.: 92494069

Dear Ashley Amick:

Enclosed are the analytical results for sample(s) received by the laboratory on September 04, 2020. The results relate only to the samples included in this report. Results reported herein conform to the applicable TNI/NELAC Standards and the laboratory's Quality Manual, where applicable, unless otherwise noted in the body of the report.

The test results provided in this final report were generated by each of the following laboratories within the Pace Network:

- Pace Analytical Services - Charlotte

If you have any questions concerning this report, please feel free to contact me.

Sincerely,

Bonnie Vang
bonnie.vang@pacelabs.com
(704)875-9092
Project Manager

Enclosures

Pace Analytical Services, LLC
9800 Kincey Ave. Suite 100
Huntersville, NC 28078
(704)875-9092

CERTIFICATIONS

Project: SCDOT Eddies Pitt Stop
Pace Project No.: 92494069

Pace Analytical Services Charlotte
9800 Kincey Ave. Ste 100, Huntersville, NC 28078
Louisiana/NELAP Certification # LA170028
North Carolina Drinking Water Certification #: 37706
North Carolina Field Services Certification #: 5342
North Carolina Wastewater Certification #: 12
South Carolina Certification #: 99006001
Florida/NELAP Certification #: E87627
Kentucky UST Certification #: 84
Virginia/VELAP Certification #: 460221

This report shall not be reproduced, except in full,
without the written consent of Pace Analytical Services, LLC.

Pace Analytical Services, LLC
9800 Kincey Ave. Suite 100
Huntersville, NC 28078
(704)875-9092

SAMPLE SUMMARY

Project: SCDOT Eddies Pitt Stop
Pace Project No.: 92494069

Lab ID	Sample ID	Matrix	Date Collected	Date Received
92494069001	**18871/PW-1**	Water	09/01/20 10:10	09/04/20 10:00
92494069002	**18871/PW-1 DUP**	Water	09/01/20 10:10	09/04/20 10:00
92494069003	**18871/Field Blank**	Water	09/01/20 10:15	09/04/20 10:00
92494069004	**18871/TRIP BLANK**	Water	09/01/20 00:00	09/04/20 10:00

This report shall not be reproduced, except in full,
without the written consent of Pace Analytical Services, LLC.

Pace Analytical Services, LLC
9800 Kincey Ave. Suite 100
Huntersville, NC 28078
(704)875-9092

SAMPLE ANALYTE COUNT

Project: SCDOT Eddies Pitt Stop
Pace Project No.: 92494069

Lab ID	Sample ID	Method	Analysts	Analytes Reported	Laboratory
92494069001	**18871/PW-1**	EPA 504.1	JMS1	2	PASI-C
		EPA 524.2	LMB	9	PASI-C
		EPA 8260D	CL	11	PASI-C
92494069002	**18871/PW-1 DUP**	EPA 504.1	JMS1	2	PASI-C
		EPA 524.2	LMB	9	PASI-C
		EPA 8260D	CL	11	PASI-C
92494069003	**18871/Field Blank**	EPA 504.1	JMS1	2	PASI-C
		EPA 524.2	LMB	9	PASI-C
		EPA 8260D	CL	11	PASI-C
92494069004	**18871/TRIP BLANK**	EPA 524.2	LMB	9	PASI-C
		EPA 8260D	CL	11	PASI-C

PASI-C = Pace Analytical Services - Charlotte

This report shall not be reproduced, except in full,
without the written consent of Pace Analytical Services, LLC.

Pace Analytical Services, LLC
9800 Kincey Ave. Suite 100
Huntersville, NC 28078
(704)875-9092

SUMMARY OF DETECTION

Project: SCDOT Eddies Pitt Stop
Pace Project No.: 92494069

Lab Sample ID / Method	Client Sample ID / Parameters	Result	Units	Report Limit	Analyzed	Qualifiers
92494069001	**18871/PW-1**					
EPA 8260D	Diisopropyl ether	1.4	ug/L	1.0	09/04/20 16:54	
92494069002	**18871/PW-1 DUP**					
EPA 8260D	Diisopropyl ether	1.5	ug/L	1.0	09/04/20 17:12	

This report shall not be reproduced, except in full,
without the written consent of Pace Analytical Services, LLC.

Pace Analytical Services, LLC
9800 Kincey Ave. Suite 100
Huntersville, NC 28078
(704)875-9092

PROJECT NARRATIVE

Project: SCDOT Eddies Pitt Stop
Pace Project No.: 92494069

Method: **EPA 504.1**
Description: 504 GCS EDB and DBCP
Client: Access Analytical, Inc.
Date: September 10, 2020

General Information:
3 samples were analyzed for EPA 504.1 by Pace Analytical Services Charlotte. All samples were received in acceptable condition with any exceptions noted below or on the chain-of custody and/or the sample condition upon receipt form (SCUR) attached at the end of this report.

Hold Time:
The samples were analyzed within the method required hold times with any exceptions noted below.

Sample Preparation:
The samples were prepared in accordance with EPA 504.1 with any exceptions noted below.

Initial Calibrations (including MS Tune as applicable):
All criteria were within method requirements with any exceptions noted below.

Continuing Calibration:
All criteria were within method requirements with any exceptions noted below.

Surrogates:
All surrogates were within QC limits with any exceptions noted below.

Method Blank:
All analytes were below the report limit in the method blank, where applicable, with any exceptions noted below.

Laboratory Control Spike:
All laboratory control spike compounds were within QC limits with any exceptions noted below.

Matrix Spikes:
All percent recoveries and relative percent differences (RPDs) were within acceptance criteria with any exceptions noted below.

Duplicate Sample:
All duplicate sample results were within method acceptance criteria with any exceptions noted below.

Additional Comments:

This report shall not be reproduced, except in full,
without the written consent of Pace Analytical Services, LLC.

Pace Analytical Services, LLC
9800 Kincey Ave. Suite 100
Huntersville, NC 28078
(704)875-9092

PROJECT NARRATIVE

Project: SCDOT Eddies Pitt Stop
Pace Project No.: 92494069

Method: **EPA 524.2**
Description: 524.2 MSV SC List
Client: Access Analytical, Inc.
Date: September 10, 2020

General Information:
4 samples were analyzed for EPA 524.2 by Pace Analytical Services Charlotte. All samples were received in acceptable condition with any exceptions noted below or on the chain-of custody and/or the sample condition upon receipt form (SCUR) attached at the end of this report.

Hold Time:
The samples were analyzed within the method required hold times with any exceptions noted below.

Initial Calibrations (including MS Tune as applicable):
All criteria were within method requirements with any exceptions noted below.

Continuing Calibration:
All criteria were within method requirements with any exceptions noted below.

Internal Standards:
All internal standards were within QC limits with any exceptions noted below.

Surrogates:
All surrogates were within QC limits with any exceptions noted below.

Method Blank:
All analytes were below the report limit in the method blank, where applicable, with any exceptions noted below.

Laboratory Control Spike:
All laboratory control spike compounds were within QC limits with any exceptions noted below.

Matrix Spikes:
All percent recoveries and relative percent differences (RPDs) were within acceptance criteria with any exceptions noted below.

Additional Comments:

This report shall not be reproduced, except in full,
without the written consent of Pace Analytical Services, LLC.

Pace Analytical Services, LLC
9800 Kincey Ave. Suite 100
Huntersville, NC 28078
(704)875-9092

PROJECT NARRATIVE

Project: SCDOT Eddies Pitt Stop
Pace Project No.: 92494069

Method: **EPA 8260D**
Description: 8260 MSV Low Level SC
Client: Access Analytical, Inc.
Date: September 10, 2020

General Information:
4 samples were analyzed for EPA 8260D by Pace Analytical Services Charlotte. All samples were received in acceptable condition with any exceptions noted below or on the chain-of custody and/or the sample condition upon receipt form (SCUR) attached at the end of this report.

Hold Time:
The samples were analyzed within the method required hold times with any exceptions noted below.

Initial Calibrations (including MS Tune as applicable):
All criteria were within method requirements with any exceptions noted below.

QC Batch: 564607

IK: The recalculated concentration of the calibration standard(s) did not meet method acceptance criteria; this result should be considered an estimated value.

- MS (Lab ID: 2992751)
  - tert-Amyl Alcohol
- MSD (Lab ID: 2992752)
  - tert-Amyl Alcohol

Continuing Calibration:
All criteria were within method requirements with any exceptions noted below.

Internal Standards:
All internal standards were within QC limits with any exceptions noted below.

Surrogates:
All surrogates were within QC limits with any exceptions noted below.

Method Blank:
All analytes were below the report limit in the method blank, where applicable, with any exceptions noted below.

Laboratory Control Spike:
All laboratory control spike compounds were within QC limits with any exceptions noted below.

Matrix Spikes:
All percent recoveries and relative percent differences (RPDs) were within acceptance criteria with any exceptions noted below.

Additional Comments:

This data package has been reviewed for quality and completeness and is approved for release.

This report shall not be reproduced, except in full,
without the written consent of Pace Analytical Services, LLC.

Pace Analytical Services, LLC
9800 Kincey Ave. Suite 100
Huntersville, NC 28078
(704)875-9092

ANALYTICAL RESULTS

Project: SCDOT Eddies Pitt Stop
Pace Project No.: 92494069

Sample: 18871/PW-1 **Lab ID: 92494069001** Collected: 09/01/20 10:10 Received: 09/04/20 10:00 Matrix: Water

Parameters	Results	Units	PQL	MDL	DF	Prepared	Analyzed	CAS No.	Qual
504 GCS EDB and DBCP	Analytical Method: EPA 504.1 Preparation Method: EPA 504.1 Pace Analytical Services - Charlotte								
1,2-Dibromoethane (EDB)	**0.011U**	ug/L	0.020	0.011	1	09/09/20 13:15	09/09/20 20:45	106-93-4	
Surrogates									
1-Chloro-2-bromopropane (S)	93	%	70-130		1	09/09/20 13:15	09/09/20 20:45	301-79-56	
524.2 MSV SC List	Analytical Method: EPA 524.2 Pace Analytical Services - Charlotte								
Benzene	**0.00025U**	mg/L	0.00050	0.00025	1		09/04/20 18:51	71-43-2	
1,2-Dichloroethane	**0.00013U**	mg/L	0.00050	0.00013	1		09/04/20 18:51	107-06-2	
Ethylbenzene	**0.00026U**	mg/L	0.00050	0.00026	1		09/04/20 18:51	100-41-4	
Methyl-tert-butyl ether	**0.000094U**	mg/L	0.00050	0.000094	1		09/04/20 18:51	1634-04-4	
Naphthalene	**0.00031U**	mg/L	0.00050	0.00031	1		09/04/20 18:51	91-20-3	
Toluene	**0.00024U**	mg/L	0.00050	0.00024	1		09/04/20 18:51	108-88-3	
Xylene (Total)	**0.00025U**	mg/L	0.00050	0.00025	1		09/04/20 18:51	1330-20-7	
Surrogates									
1,2-Dichlorobenzene-d4 (S)	96	%	70-130		1		09/04/20 18:51	2199-69-1	
4-Bromofluorobenzene (S)	93	%	70-130		1		09/04/20 18:51	460-00-4	
8260 MSV Low Level SC	Analytical Method: EPA 8260D Pace Analytical Services - Charlotte								
tert-Amyl Alcohol	**53.9U**	ug/L	100	53.9	1		09/04/20 16:54	75-85-4	
tert-Amylmethyl ether	**3.5U**	ug/L	10.0	3.5	1		09/04/20 16:54	994-05-8	
3,3-Dimethyl-1-Butanol	**62.0U**	ug/L	100	62.0	1		09/04/20 16:54	624-95-3	
tert-Butyl Alcohol	**27.3U**	ug/L	100	27.3	1		09/04/20 16:54	75-65-0	
tert-Butyl Formate	**24.7U**	ug/L	50.0	24.7	1		09/04/20 16:54	762-75-4	
Diisopropyl ether	**1.4**	ug/L	1.0	0.22	1		09/04/20 16:54	108-20-3	
Ethanol	**98.8U**	ug/L	200	98.8	1		09/04/20 16:54	64-17-5	
Ethyl-tert-butyl ether	**3.7U**	ug/L	10.0	3.7	1		09/04/20 16:54	637-92-3	
Surrogates									
4-Bromofluorobenzene (S)	103	%	70-130		1		09/04/20 16:54	460-00-4	
1,2-Dichloroethane-d4 (S)	99	%	70-130		1		09/04/20 16:54	17060-07-0	
Toluene-d8 (S)	104	%	70-130		1		09/04/20 16:54	2037-26-5	

REPORT OF LABORATORY ANALYSIS

This report shall not be reproduced, except in full,
without the written consent of Pace Analytical Services, LLC.

Pace Analytical Services, LLC
9800 Kincey Ave. Suite 100
Huntersville, NC 28078
(704)875-9092

ANALYTICAL RESULTS

Project: SCDOT Eddies Pitt Stop
Pace Project No.: 92494069

Sample: 18871/PW-1 DUP **Lab ID: 92494069002** Collected: 09/01/20 10:10 Received: 09/04/20 10:00 Matrix: Water

Parameters	Results	Units	PQL	MDL	DF	Prepared	Analyzed	CAS No.	Qual
504 GCS EDB and DBCP	Analytical Method: EPA 504.1 Preparation Method: EPA 504.1								
	Pace Analytical Services - Charlotte								
1,2-Dibromoethane (EDB)	**0.011U**	ug/L	0.020	0.011	1	09/09/20 13:15	09/09/20 20:56	106-93-4	
Surrogates									
1-Chloro-2-bromopropane (S)	99	%	70-130		1	09/09/20 13:15	09/09/20 20:56	301-79-56	
524.2 MSV SC List	Analytical Method: EPA 524.2								
	Pace Analytical Services - Charlotte								
Benzene	**0.00025U**	mg/L	0.00050	0.00025	1		09/04/20 19:17	71-43-2	
1,2-Dichloroethane	**0.00013U**	mg/L	0.00050	0.00013	1		09/04/20 19:17	107-06-2	
Ethylbenzene	**0.00026U**	mg/L	0.00050	0.00026	1		09/04/20 19:17	100-41-4	
Methyl-tert-butyl ether	**0.000094U**	mg/L	0.00050	0.000094	1		09/04/20 19:17	1634-04-4	
Naphthalene	**0.00031U**	mg/L	0.00050	0.00031	1		09/04/20 19:17	91-20-3	
Toluene	**0.00024U**	mg/L	0.00050	0.00024	1		09/04/20 19:17	108-88-3	
Xylene (Total)	**0.00025U**	mg/L	0.00050	0.00025	1		09/04/20 19:17	1330-20-7	
Surrogates									
1,2-Dichlorobenzene-d4 (S)	95	%	70-130		1		09/04/20 19:17	2199-69-1	
4-Bromofluorobenzene (S)	93	%	70-130		1		09/04/20 19:17	460-00-4	
8260 MSV Low Level SC	Analytical Method: EPA 8260D								
	Pace Analytical Services - Charlotte								
tert-Amyl Alcohol	**53.9U**	ug/L	100	53.9	1		09/04/20 17:12	75-85-4	
tert-Amylmethyl ether	**3.5U**	ug/L	10.0	3.5	1		09/04/20 17:12	994-05-8	
3,3-Dimethyl-1-Butanol	**62.0U**	ug/L	100	62.0	1		09/04/20 17:12	624-95-3	
tert-Butyl Alcohol	**27.3U**	ug/L	100	27.3	1		09/04/20 17:12	75-65-0	
tert-Butyl Formate	**24.7U**	ug/L	50.0	24.7	1		09/04/20 17:12	762-75-4	
Diisopropyl ether	**1.5**	ug/L	1.0	0.22	1		09/04/20 17:12	108-20-3	
Ethanol	**98.8U**	ug/L	200	98.8	1		09/04/20 17:12	64-17-5	
Ethyl-tert-butyl ether	**3.7U**	ug/L	10.0	3.7	1		09/04/20 17:12	637-92-3	
Surrogates									
4-Bromofluorobenzene (S)	102	%	70-130		1		09/04/20 17:12	460-00-4	
1,2-Dichloroethane-d4 (S)	97	%	70-130		1		09/04/20 17:12	17060-07-0	
Toluene-d8 (S)	104	%	70-130		1		09/04/20 17:12	2037-26-5	

REPORT OF LABORATORY ANALYSIS

This report shall not be reproduced, except in full,
without the written consent of Pace Analytical Services, LLC.

Pace Analytical Services, LLC
9800 Kincey Ave. Suite 100
Huntersville, NC 28078
(704)875-9092

ANALYTICAL RESULTS

Project: SCDOT Eddies Pitt Stop
Pace Project No.: 92494069

Sample: 18871/Field Blank **Lab ID: 92494069003** Collected: 09/01/20 10:15 Received: 09/04/20 10:00 Matrix: Water

Parameters	Results	Units	PQL	MDL	DF	Prepared	Analyzed	CAS No.	Qual
504 GCS EDB and DBCP	Analytical Method: EPA 504.1 Preparation Method: EPA 504.1 Pace Analytical Services - Charlotte								
1,2-Dibromoethane (EDB)	**0.011U**	ug/L	0.020	0.011	1	09/09/20 13:15	09/09/20 21:08	106-93-4	
Surrogates									
1-Chloro-2-bromopropane (S)	92	%	70-130		1	09/09/20 13:15	09/09/20 21:08	301-79-56	
524.2 MSV SC List	Analytical Method: EPA 524.2 Pace Analytical Services - Charlotte								
Benzene	**0.00025U**	mg/L	0.00050	0.00025	1		09/04/20 15:21	71-43-2	
1,2-Dichloroethane	**0.00013U**	mg/L	0.00050	0.00013	1		09/04/20 15:21	107-06-2	
Ethylbenzene	**0.00026U**	mg/L	0.00050	0.00026	1		09/04/20 15:21	100-41-4	
Methyl-tert-butyl ether	**0.000094U**	mg/L	0.00050	0.000094	1		09/04/20 15:21	1634-04-4	
Naphthalene	**0.00031U**	mg/L	0.00050	0.00031	1		09/04/20 15:21	91-20-3	
Toluene	**0.00024U**	mg/L	0.00050	0.00024	1		09/04/20 15:21	108-88-3	
Xylene (Total)	**0.00025U**	mg/L	0.00050	0.00025	1		09/04/20 15:21	1330-20-7	
Surrogates									
1,2-Dichlorobenzene-d4 (S)	96	%	70-130		1		09/04/20 15:21	2199-69-1	
4-Bromofluorobenzene (S)	96	%	70-130		1		09/04/20 15:21	460-00-4	
8260 MSV Low Level SC	Analytical Method: EPA 8260D Pace Analytical Services - Charlotte								
tert-Amyl Alcohol	**53.9U**	ug/L	100	53.9	1		09/04/20 16:36	75-85-4	
tert-Amylmethyl ether	**3.5U**	ug/L	10.0	3.5	1		09/04/20 16:36	994-05-8	
3,3-Dimethyl-1-Butanol	**62.0U**	ug/L	100	62.0	1		09/04/20 16:36	624-95-3	
tert-Butyl Alcohol	**27.3U**	ug/L	100	27.3	1		09/04/20 16:36	75-65-0	
tert-Butyl Formate	**24.7U**	ug/L	50.0	24.7	1		09/04/20 16:36	762-75-4	
Diisopropyl ether	**0.22U**	ug/L	1.0	0.22	1		09/04/20 16:36	108-20-3	
Ethanol	**98.8U**	ug/L	200	98.8	1		09/04/20 16:36	64-17-5	
Ethyl-tert-butyl ether	**3.7U**	ug/L	10.0	3.7	1		09/04/20 16:36	637-92-3	
Surrogates									
4-Bromofluorobenzene (S)	104	%	70-130		1		09/04/20 16:36	460-00-4	
1,2-Dichloroethane-d4 (S)	99	%	70-130		1		09/04/20 16:36	17060-07-0	
Toluene-d8 (S)	103	%	70-130		1		09/04/20 16:36	2037-26-5	

REPORT OF LABORATORY ANALYSIS

This report shall not be reproduced, except in full,
without the written consent of Pace Analytical Services, LLC.

Pace Analytical Services, LLC
9800 Kincey Ave. Suite 100
Huntersville, NC 28078
(704)875-9092

ANALYTICAL RESULTS

Project: SCDOT Eddies Pitt Stop
Pace Project No.: 92494069

Sample: 18871/TRIP BLANK **Lab ID: 92494069004** Collected: 09/01/20 00:00 Received: 09/04/20 10:00 Matrix: Water

Parameters	Results	Units	PQL	MDL	DF	Prepared	Analyzed	CAS No.	Qual
524.2 MSV SC List	Analytical Method: EPA 524.2 Pace Analytical Services - Charlotte								
Benzene	**0.00025U**	mg/L	0.00050	0.00025	1		09/04/20 15:47	71-43-2	
1,2-Dichloroethane	**0.00013U**	mg/L	0.00050	0.00013	1		09/04/20 15:47	107-06-2	
Ethylbenzene	**0.00026U**	mg/L	0.00050	0.00026	1		09/04/20 15:47	100-41-4	
Methyl-tert-butyl ether	**0.000094U**	mg/L	0.00050	0.000094	1		09/04/20 15:47	1634-04-4	
Naphthalene	**0.00031U**	mg/L	0.00050	0.00031	1		09/04/20 15:47	91-20-3	
Toluene	**0.00024U**	mg/L	0.00050	0.00024	1		09/04/20 15:47	108-88-3	
Xylene (Total)	**0.00025U**	mg/L	0.00050	0.00025	1		09/04/20 15:47	1330-20-7	
Surrogates									
1,2-Dichlorobenzene-d4 (S)	94	%	70-130		1		09/04/20 15:47	2199-69-1	
4-Bromofluorobenzene (S)	92	%	70-130		1		09/04/20 15:47	460-00-4	
8260 MSV Low Level SC	Analytical Method: EPA 8260D Pace Analytical Services - Charlotte								
tert-Amyl Alcohol	**53.9U**	ug/L	100	53.9	1		09/04/20 16:18	75-85-4	
tert-Amylmethyl ether	**3.5U**	ug/L	10.0	3.5	1		09/04/20 16:18	994-05-8	
3,3-Dimethyl-1-Butanol	**62.0U**	ug/L	100	62.0	1		09/04/20 16:18	624-95-3	
tert-Butyl Alcohol	**27.3U**	ug/L	100	27.3	1		09/04/20 16:18	75-65-0	
tert-Butyl Formate	**24.7U**	ug/L	50.0	24.7	1		09/04/20 16:18	762-75-4	
Diisopropyl ether	**0.22U**	ug/L	1.0	0.22	1		09/04/20 16:18	108-20-3	
Ethanol	**98.8U**	ug/L	200	98.8	1		09/04/20 16:18	64-17-5	
Ethyl-tert-butyl ether	**3.7U**	ug/L	10.0	3.7	1		09/04/20 16:18	637-92-3	
Surrogates									
4-Bromofluorobenzene (S)	103	%	70-130		1		09/04/20 16:18	460-00-4	
1,2-Dichloroethane-d4 (S)	99	%	70-130		1		09/04/20 16:18	17060-07-0	
Toluene-d8 (S)	103	%	70-130		1		09/04/20 16:18	2037-26-5	

REPORT OF LABORATORY ANALYSIS

This report shall not be reproduced, except in full,
without the written consent of Pace Analytical Services, LLC.

Pace Analytical Services, LLC
9800 Kincey Ave. Suite 100
Huntersville, NC 28078
(704)875-9092

QUALITY CONTROL DATA

Project: SCDOT Eddies Pitt Stop
Pace Project No.: 92494069

QC Batch: 564683
QC Batch Method: EPA 524.2
Analysis Method: EPA 524.2
Analysis Description: 524.2 MSV
Laboratory: Pace Analytical Services - Charlotte
Associated Lab Samples: 92494069001, 92494069002, 92494069003, 92494069004

METHOD BLANK: 2993073 Matrix: Water
Associated Lab Samples: 92494069001, 92494069002, 92494069003, 92494069004

Parameter	Units	Blank Result	Reporting Limit	MDL	Analyzed	Qualifiers
1,2-Dichloroethane	mg/L	0.00013U	0.00050	0.00013	09/04/20 19:43	
Benzene	mg/L	0.00025U	0.00050	0.00025	09/04/20 19:43	
Ethylbenzene	mg/L	0.00026U	0.00050	0.00026	09/04/20 19:43	
Methyl-tert-butyl ether	mg/L	0.000094U	0.00050	0.000094	09/04/20 19:43	
Naphthalene	mg/L	0.00031U	0.00050	0.00031	09/04/20 19:43	
Toluene	mg/L	0.00024U	0.00050	0.00024	09/04/20 19:43	
Xylene (Total)	mg/L	0.00025U	0.00050	0.00025	09/04/20 19:43	
1,2-Dichlorobenzene-d4 (S)	%	96	70-130		09/04/20 19:43	
4-Bromofluorobenzene (S)	%	92	70-130		09/04/20 19:43	

LABORATORY CONTROL SAMPLE: 2993074

Parameter	Units	Spike Conc.	LCS Result	LCS % Rec	% Rec Limits	Qualifiers
1,2-Dichloroethane	mg/L	0.02	0.020	101	70-130	
Benzene	mg/L	0.02	0.019	94	70-130	
Ethylbenzene	mg/L	0.02	0.020	100	70-130	
Methyl-tert-butyl ether	mg/L	0.02	0.018	90	70-130	
Naphthalene	mg/L	0.02	0.020	102	70-130	
Toluene	mg/L	0.02	0.020	98	70-130	
Xylene (Total)	mg/L	0.06	0.060	99		
1,2-Dichlorobenzene-d4 (S)	%			104	70-130	
4-Bromofluorobenzene (S)	%			105	70-130	

Results presented on this page are in the units indicated by the "Units" column except where an alternate unit is presented to the right of the result.

REPORT OF LABORATORY ANALYSIS

This report shall not be reproduced, except in full,
without the written consent of Pace Analytical Services, LLC.

Pace Analytical Services, LLC
9800 Kincey Ave. Suite 100
Huntersville, NC 28078
(704)875-9092

QUALITY CONTROL DATA

Project: SCDOT Eddies Pitt Stop
Pace Project No.: 92494069

QC Batch: 564607
QC Batch Method: EPA 8260D
Analysis Method: EPA 8260D
Analysis Description: 8260 MSV Low Level SC
Laboratory: Pace Analytical Services - Charlotte
Associated Lab Samples: 92494069001, 92494069002, 92494069003, 92494069004

METHOD BLANK: 2992673 Matrix: Water
Associated Lab Samples: 92494069001, 92494069002, 92494069003, 92494069004

Parameter	Units	Blank Result	Reporting Limit	MDL	Analyzed	Qualifiers
3,3-Dimethyl-1-Butanol	ug/L	62.0U	100	62.0	09/04/20 12:05	
Diisopropyl ether	ug/L	0.22U	1.0	0.22	09/04/20 12:05	
Ethanol	ug/L	98.8U	200	98.8	09/04/20 12:05	
Ethyl-tert-butyl ether	ug/L	3.7U	10.0	3.7	09/04/20 12:05	
tert-Amyl Alcohol	ug/L	53.9U	100	53.9	09/04/20 12:05	
tert-Amylmethyl ether	ug/L	3.5U	10.0	3.5	09/04/20 12:05	
tert-Butyl Alcohol	ug/L	27.3U	100	27.3	09/04/20 12:05	
tert-Butyl Formate	ug/L	24.7U	50.0	24.7	09/04/20 12:05	
1,2-Dichloroethane-d4 (S)	%	96	70-130		09/04/20 12:05	
4-Bromofluorobenzene (S)	%	104	70-130		09/04/20 12:05	
Toluene-d8 (S)	%	106	70-130		09/04/20 12:05	

LABORATORY CONTROL SAMPLE: 2992674

Parameter	Units	Spike Conc.	LCS Result	LCS % Rec	% Rec Limits	Qualifiers
3,3-Dimethyl-1-Butanol	ug/L	1000	1040	104	70-130	
Diisopropyl ether	ug/L	50	44.3	89	70-130	
Ethanol	ug/L	2000	1690	84	70-130	
Ethyl-tert-butyl ether	ug/L	100	95.6	96	70-130	
tert-Amyl Alcohol	ug/L	1000	871	87	70-130	
tert-Amylmethyl ether	ug/L	100	95.8	96	70-130	
tert-Butyl Alcohol	ug/L	500	424	85	70-130	
tert-Butyl Formate	ug/L	400	469	117	70-130	
1,2-Dichloroethane-d4 (S)	%			103	70-130	
4-Bromofluorobenzene (S)	%			99	70-130	
Toluene-d8 (S)	%			96	70-130	

MATRIX SPIKE & MATRIX SPIKE DUPLICATE: 2992751 2992752

Parameter	Units	92493160009 Result	MS Spike Conc.	MSD Spike Conc.	MS Result	MSD Result	MS % Rec	MSD % Rec	% Rec Limits	RPD	Max RPD	Qual
3,3-Dimethyl-1-Butanol	ug/L	ND	5000	5000	4880	5040	98	101	39-157	3	30	
Diisopropyl ether	ug/L	7.6J	250	250	271	270	106	105	63-144	0	30	
Ethanol	ug/L	ND	10000	10000	10300	11000	103	110	39-176	6	30	
Ethyl-tert-butyl ether	ug/L	ND	500	500	571	542	114	108	66-137	5	30	
tert-Amyl Alcohol	ug/L	2780	5000	5000	7630	7790	97	100	54-153	2	30	IK
tert-Amylmethyl ether	ug/L	ND	500	500	531	534	106	107	69-139	1	30	

Results presented on this page are in the units indicated by the "Units" column except where an alternate unit is presented to the right of the result.

REPORT OF LABORATORY ANALYSIS

This report shall not be reproduced, except in full,
without the written consent of Pace Analytical Services, LLC.

Pace Analytical Services, LLC
9800 Kincey Ave. Suite 100
Huntersville, NC 28078
(704)875-9092

QUALITY CONTROL DATA

Project: SCDOT Eddies Pitt Stop
Pace Project No.: 92494069

MATRIX SPIKE & MATRIX SPIKE DUPLICATE: 2992751 2992752

Parameter	Units	92493160009 Result	MS Spike Conc.	MSD Spike Conc.	MS Result	MSD Result	MS % Rec	MSD % Rec	% Rec Limits	RPD	Max RPD	Qual
tert-Butyl Alcohol	ug/L	ND	2500	2500	3010	3040	120	122	43-188	1	30	
tert-Butyl Formate	ug/L	ND	2000	2000	2080	1960	104	98	10-170	6	30	
1,2-Dichloroethane-d4 (S)	%						104	100	70-130			
4-Bromofluorobenzene (S)	%						101	101	70-130			
Toluene-d8 (S)	%						97	99	70-130			

Results presented on this page are in the units indicated by the "Units" column except where an alternate unit is presented to the right of the result.

REPORT OF LABORATORY ANALYSIS

This report shall not be reproduced, except in full,
without the written consent of Pace Analytical Services, LLC.

Pace Analytical Services, LLC
9800 Kincey Ave. Suite 100
Huntersville, NC 28078
(704)875-9092

QUALITY CONTROL DATA

Project: SCDOT Eddies Pitt Stop
Pace Project No.: 92494069

QC Batch: 565232
QC Batch Method: EPA 504.1
Analysis Method: EPA 504.1
Analysis Description: GCS 504 EDB DBCP
Laboratory: Pace Analytical Services - Charlotte
Associated Lab Samples: 92494069001, 92494069002, 92494069003

METHOD BLANK: 2995538 Matrix: Water
Associated Lab Samples: 92494069001, 92494069002, 92494069003

Parameter	Units	Blank Result	Reporting Limit	MDL	Analyzed	Qualifiers
1,2-Dibromoethane (EDB)	ug/L	0.011U	0.020	0.011	09/09/20 18:59	
1-Chloro-2-bromopropane (S)	%	107	70-130		09/09/20 18:59	

LABORATORY CONTROL SAMPLE & LCSD: 2995539 2995540

Parameter	Units	Spike Conc.	LCS Result	LCSD Result	LCS % Rec	LCSD % Rec	% Rec Limits	RPD	Max RPD	Qualifiers
1,2-Dibromoethane (EDB)	ug/L	0.25	0.26	0.26	105	106	70-130	1	20	
1-Chloro-2-bromopropane (S)	%				105	101	70-130			

MATRIX SPIKE & MATRIX SPIKE DUPLICATE: 2995542 2995543

Parameter	Units	92493741002 Result	MS Spike Conc.	MSD Spike Conc.	MS Result	MSD Result	MS % Rec	MSD % Rec	% Rec Limits	RPD	Max RPD	Qual
1,2-Dibromoethane (EDB)	ug/L	ND	0.26	0.26	0.29	0.28	112	109	65-135	3	20	
1-Chloro-2-bromopropane (S)	%						107	103	70-130			

SAMPLE DUPLICATE: 2995541

Parameter	Units	92493741001 Result	Dup Result	RPD	Max RPD	Qualifiers
1,2-Dibromoethane (EDB)	ug/L	ND	0.011U		20	
1-Chloro-2-bromopropane (S)	%	101	103			

Results presented on this page are in the units indicated by the "Units" column except where an alternate unit is presented to the right of the result.

REPORT OF LABORATORY ANALYSIS

This report shall not be reproduced, except in full,
without the written consent of Pace Analytical Services, LLC.

Pace Analytical Services, LLC
9800 Kincey Ave. Suite 100
Huntersville, NC 28078
(704)875-9092

QUALIFIERS

Project: SCDOT Eddies Pitt Stop
Pace Project No.: 92494069

DEFINITIONS

DF - Dilution Factor, if reported, represents the factor applied to the reported data due to dilution of the sample aliquot.

ND - Not Detected at or above adjusted reporting limit.

TNTC - Too Numerous To Count

J - Estimated concentration above the adjusted method detection limit and below the adjusted reporting limit.

MDL - Adjusted Method Detection Limit.

PQL - Practical Quantitation Limit.

RL - Reporting Limit - The lowest concentration value that meets project requirements for quantitative data with known precision and bias for a specific analyte in a specific matrix.

S - Surrogate

1,2-Diphenylhydrazine decomposes to and cannot be separated from Azobenzene using Method 8270. The result for each analyte is a combined concentration.

Consistent with EPA guidelines, unrounded data are displayed and have been used to calculate % recovery and RPD values.

LCS(D) - Laboratory Control Sample (Duplicate)

MS(D) - Matrix Spike (Duplicate)

DUP - Sample Duplicate

RPD - Relative Percent Difference

NC - Not Calculable.

SG - Silica Gel - Clean-Up

U - Indicates the compound was analyzed for, but not detected.

Acid preservation may not be appropriate for 2 Chloroethylvinyl ether.

A separate vial preserved to a pH of 4-5 is recommended in SW846 Chapter 4 for the analysis of Acrolein and Acrylonitrile by EPA Method 8260.

N-Nitrosodiphenylamine decomposes and cannot be separated from Diphenylamine using Method 8270. The result reported for each analyte is a combined concentration.

Pace Analytical is TNI accredited. Contact your Pace PM for the current list of accredited analytes.

TNI - The NELAC Institute.

ANALYTE QUALIFIERS

IK	The recalculated concentration of the calibration standard(s) did not meet method acceptance criteria; this result should be considered an estimated value.

This report shall not be reproduced, except in full,
without the written consent of Pace Analytical Services, LLC.

Pace Analytical Services, LLC
9800 Kincey Ave. Suite 100
Huntersville, NC 28078
(704)875-9092

QUALITY CONTROL DATA CROSS REFERENCE TABLE

Project: SCDOT Eddies Pitt Stop
Pace Project No.: 92494069

Lab ID	Sample ID	QC Batch Method	QC Batch	Analytical Method	Analytical Batch
92494069001	**18871/PW-1**	EPA 504.1	565232	EPA 504.1	565377
92494069002	**18871/PW-1 DUP**	EPA 504.1	565232	EPA 504.1	565377
92494069003	**18871/Field Blank**	EPA 504.1	565232	EPA 504.1	565377
92494069001	**18871/PW-1**	EPA 524.2	564683		
92494069002	**18871/PW-1 DUP**	EPA 524.2	564683		
92494069003	**18871/Field Blank**	EPA 524.2	564683		
92494069004	**18871/TRIP BLANK**	EPA 524.2	564683		
92494069001	**18871/PW-1**	EPA 8260D	564607		
92494069002	**18871/PW-1 DUP**	EPA 8260D	564607		
92494069003	**18871/Field Blank**	EPA 8260D	564607		
92494069004	**18871/TRIP BLANK**	EPA 8260D	564607		

This report shall not be reproduced, except in full,
without the written consent of Pace Analytical Services, LLC.

Pace Analytical	Document Name: Sample Condition Upon Receipt(SCUR)	Document Revised: February 7, 2018 Page 1 of 2
	Document No.: F-CAR-CS-033-Rev.06	Issuing Authority: Pace Carolinas Quality Office

Laboratory receiving samples:
Asheville ☐ Eden ☐ Greenwood ☐ Huntersville ☑ Raleigh ☐ Mechanicsville ☐

Sample Condition Upon Receipt

Client Name: TEPP ACON

Project #: WO# : 92494069

92494069

Courier: ☐ Commercial ☐ Fed Ex ☑ Pace ☐ UPS ☐ USPS ☐ Other:____ ☐ Client

Custody Seal Present? ☐ Yes ☑ No **Seals Intact?** ☐ Yes ☑ No

Date/Initials Person Examining Contents: [illegible] 9/4/20

Packing Material: ☐ Bubble Wrap ☐ Bubble Bags ☐ None ☑ Other

Biological Tissue Frozen? ☐ Yes ☐ No ☑ N/A

Thermometer: ☐ IR Gun ID: 92T061

Type of Ice: ☑ Wet ☐ Blue ☐ None

Cooler Temp (°C): 4.2 **Correction Factor:** Add/Subtract (°C) 0.0

Cooler Temp Corrected (°C): 4.2

Temp should be above freezing to 6°C
☐ Samples out of temp criteria. Samples on ice, cooling process has begun

USDA Regulated Soil (☑ N/A, water sample)
Did samples originate in a quarantine zone within the United States: CA, NY, or SC (check maps)? ☐ Yes ☐ No

Did samples originate from a foreign source (internationally, including Hawaii and Puerto Rico)? ☐ Yes ☐ No

				Comments/Discrepancy:
Chain of Custody Present?	☑ Yes	☐ No	☐ N/A	1.
Samples Arrived within Hold Time?	☑ Yes	☐ No	☐ N/A	2.
Short Hold Time Analysis (<72 hr.)?	☐ Yes	☑ No	☐ N/A	3.
Rush Turn Around Time Requested?	☐ Yes	☑ No	☐ N/A	4.
Sufficient Volume?	☑ Yes	☐ No	☐ N/A	5.
Correct Containers Used?	☑ Yes	☐ No	☐ N/A	6.
-Pace Containers Used?	☑ Yes	☐ No	☐ N/A	
Containers Intact?	☑ Yes	☐ No	☐ N/A	7.
Dissolved analysis: Samples Field Filtered?	☐ Yes	☑ No	☐ N/A	8.
Sample Labels Match COC?	☑ Yes	☐ No	☐ N/A	9.
-Includes Date/Time/ID/Analysis Matrix: WT				
Headspace in VOA Vials (>5-6mm)?	☐ Yes	☑ No	☐ N/A	10.
Trip Blank Present?	☑ Yes	☐ No	☐ N/A	11.
Trip Blank Custody Seals Present?	☑ Yes	☐ No	☐ N/A	

COMMENTS/SAMPLE DISCREPANCY

Field Data Required? ☐ Yes ☐ No

Lot ID of split containers:

CLIENT NOTIFICATION/RESOLUTION

Person contacted: _____ Date/Time: _____

Project Manager SCURF Review: _____ **Date:** _____

Project Manager SRF Review: _____ **Date:** _____

Access Lab Report #: _____
Sub Lab (if applicable): PACE / Sub Report #: _____
Client Purchase Order #: _____
Access Estimate #: _____

Access Analytical, Inc.
15 Thames Valley Rd. ~ Irmo, SC 29063
Phone: 803-781-4243 / Fax: 803-781-4303 / www.axs-inc.com
SCDHEC Lab Certification # 32571
NELAC Lab ID # E871145

Chain of Custody Record

Client:	Terracon Consultants
Attn:	Regan Norris
Address:	521 Clemson Road
City:	Columbia
State:	SC
Zip Code:	29229
Phone:	803-741-9000
Fax:	803-741-9900
Email:	Regan.Norris@terracon.com
Project Name:	SCDOT Eddins P.T.I stop
Sampled By (Signature):	

Preservation Codes / Bottle Types:

*Preservative Codes:
0 = None, **1** = HCL, **2** = HNO_3, **3** = H_2SO_4, **4** = NaOH, **5** = $Na_2S_2O_3$, **6** = Method 5035 set w/ $NaHSO_4$ & CH_3OH, **7** = NaOH/ZnOAC, **8** = H_3PO_4, **9** = cooled to ≤6°C, **10** = cooled to ≤10°C, **11** = Amm.Cl-, **12** = Ascorbic Acid / HCL, **13** = EDA

*Matrix Codes:
GW = ground water, **WW** = waste water, **DW** = drinking water, **SW** = surface/storm water, **S** = soil, **SL** = sludge, **A** = air, **IW** = industrial waste, **O** = other (specify in comments section)

*Program Area Codes:
CWA = Clean Water Act (for wastewaters), **SDWA** = Safe Drinking Water Act (for drinking water), **SHW** = Solid and Hazardous Wastes (for soils, ground waters and waste samples)

***Container Type:** G = Glass, P = Plastic

92494069

Lab ID	Sample Name:	Date Collected:	Time Collected:	C=Comp G=Grab	Matrix (see codes)	Program Area (see codes)	Total # Containers	Preservatives (see codes):	1	1	1						Notes / Comments
								Bottle Types (see codes):	G	G	G						
								REQUESTED LAB ANALYSIS: →	BTEX, Naph, MTBE, 1,2 DCA	Oxygenates	EDB -504						
	18871 / PW-1	9/1/20	1010	G	DW	SDWA	6	# Containers per Test > >	2	2	2						BTEX/N/m/DCA - 524.2 001
	18871 / PW-1 DUP	9/1/20	1010	G	DW	SDWA	6	# Containers per Test > >	2	2	2						002
	18871 / Field Blank	9/1/20	1015	G	DW	SDWA	6	# Containers per Test > >	2	2	2						003
	~~18871~~ WH							# Containers per Test > >									
	18871 / Trip Blank	8/31/20		~~WH~~ G			2	# Containers per Test > >	2	1							004
								# Containers per Test > >									
								# Containers per Test > >									
								# Containers per Test > >									
								# Containers per Test > >									
								# Containers per Test > >									

Turnaround Time Requested:		Project Location:		Relinquished By:	Received By:	Date:	Time (24hr):	Samples Received on Ice:
Standard	X	SC	X					
Rush *		NC				9-2-20	1215	___Y ___N ___N/A
*Date Required		Other (Specify):		Fedex	Fedex	9-2-20	1700	___Y ___N ___N/A
								___Y ___N ___N/A
						9426	10:00	___Y ___N ___N/A

Rush data emailed/faxed by end of business day on date required.
Standard TAT is 7-10 business days.

Received in lab by: PM PACE HVL

Sample Temp. Received in Lab: 4.2 (°C)

Ref: RT1 **Ref: RT2**

Chain of Custody Page 1 **of** 1

White Copy: Lab original / Canary Copy: Client Copy

NOTE: Relinquishing samples via this Chain of Custody document constitutes client acceptance of Access Analytical terms and conditions.

***Check mark top half of box if pH and/or dechlorination is verified and within the acceptance range for preservation samples.**

Exceptions: VOA, Coliform, TOC, Oil and Grease, DRO/8015 (water) DOC, LLHg

****Bottom half of box is to list number of bottle**

Project # **WO# : 92494069**

PM: BV Due Date: 09/14/20

CLIENT: 92-Access

Item#	BP4U-125 mL Plastic Unpreserved (N/A) (Cl-)	BP3U-250 mL Plastic Unpreserved (N/A)	BP2U-500 mL Plastic Unpreserved (N/A)	BP1U-1 liter Plastic Unpreserved (N/A)	BP4S-125 mL Plastic H2SO4 (pH < 2) (Cl-)	BP3N-250 mL plastic HNO3 (pH < 2)	BP4Z-125 mL Plastic ZN Acetate & NaOH (>9)	BP4C-125 mL Plastic NaOH (pH > 12) (Cl-)	WGFU-Wide-mouthed Glass jar Unpreserved	AG1U-1 liter Amber Unpreserved (N/A) (Cl-)	AG1H-1 liter Amber HCl (pH < 2)	AG3U-250 mL Amber Unpreserved (N/A) (Cl-	AG1S-1 liter Amber H2SO4 (pH < 2)	AG3S-250 mL Amber H2SO4 (pH < 2)	AG3A(DG3A)-250 mL Amber NH4Cl (N/A)(Cl-)	DG9H-40 mL VOA HCl (N/A)	VG9T-40 mL VOA Na2S2O3 (N/A)	VG9U-40 mL VOA Unp (N/A)	DG9P-40 mL VOA H3PO4 (N/A)	VOAK (6 vials per kit)-5035 kit (N/A)	V/GK (3 vials per kit)-VPH/Gas kit (N/A)	SP5T-125 mL Sterile Plastic (N/A – lab)	SP2T-250 mL Sterile Plastic (N/A – lab)	VG9T	BP3A-250 mL Plastic (NH2)2SO4 (9.3-9.7)	AG0U-100 mL Amber Unpreserved vials (N/A)	VSGU-20 mL Scintillation vials (N/A)	DG9U-40 mL Amber Unpreserved vials (N/A)
1																									5				
2																									5				
3																									6				
4																									2				
5																													
6																													
7																													
8																													
9																													
10																													
11																													
12																													

pH Adjustment Log for Preserved Samples

Sample ID	Type of Preservative	pH upon receipt	Date preservation adjusted	Time preservation adjusted	Amount of Preservative added	Lot #

Note: Whenever there is a discrepancy affecting North Carolina compliance samples, a copy of this form will be sent to the North Carolina DEHNR Certification Office (i.e. Out of hold, incorrect preservative, out of temp, incorrect containers.

APPENDIX G

Disposal Manifest

CERTIFIED WEIGHT

HARKINS MOVING & STORAGE, INC.

885 S. Guignard Drive, Sumter, SC 29150

(803) 775-2700

Customers Name _____

Address _____

Commodity _____

Carrier _____

Lbs. Gross _____ 01:22 PM11/04/2020 11080 lb G

Lbs. Tare _____ 02:09 PM11/04/2020 10380 lb G

Lbs. Net 700

Driver ON ____ OFF ✓

Fee 16.50

Weigher Donna McMillan

NON-HAZARDOUS WASTE MANIFEST

1. Generator ID Number	2. Page 1 of	3. Emergency Response Phone	4. Waste Tracking Number

GENERATOR

5. Generator's Name and Mailing Address

TERRACON CONSULTANTS
521 CLEMSON ROAD
COLUMBIA, SC

Generator's Phone: 803-791-9000

Generator's Site Address (if different than mailing address)

62159 EDDIES PITT STOP
~~521 CLEMSON ROAD~~
~~COLUMBIA, SC 29229~~

6. Transporter 1 Company Name: TERRACON — U.S. EPA ID Number:

7. Transporter 2 Company Name — U.S. EPA ID Number:

8. Designated Facility Name and Site Address: T K TANK SERVICES INC.
425 BOULEVARD RD.
SUMTER, SC

Facility's Phone: 803-418-5314

U.S. EPA ID Number:

	9. Waste Shipping Name and Description	10. Containers No.	10. Containers Type	11. Total Quantity	12. Unit Wt./Vol.	
1.						
2.	nonhazardous petroleum contaminated water/product		G	30		
3.						
4.						

13. Special Handling Instructions and Additional Information

14. GENERATOR'S/OFFEROR'S CERTIFICATION: I hereby declare that the contents of this consignment are fully and accurately described above by the proper shipping name, and are classified, packaged, marked and labeled/placarded, and are in all respects in proper condition for transport according to applicable international and national governmental regulations.

Generator's/Offeror's Printed/Typed Name | Signature | Month 11 | Day 3 | Year 2020

INT'L

15. International Shipments ☐ Import to U.S. ☐ Export from U.S. Port of entry/exit:
Transporter Signature (for exports only): Date leaving U.S.:

TRANSPORTER

16. Transporter Acknowledgment of Receipt of Materials

Transporter 1 Printed/Typed Name: Adam Chapinsky | Signature | Month 11 | Day 4 | Year 20

Transporter 2 Printed/Typed Name | Signature | Month | Day | Year

DESIGNATED FACILITY

17. Discrepancy

17a. Discrepancy Indication Space ☐ Quantity ☐ Type ☐ Residue ☐ Partial Rejection ☐ Full Rejection

Manifest Reference Number:

17b. Alternate Facility (or Generator) — U.S. EPA ID Number

Facility's Phone:

17c. Signature of Alternate Facility (or Generator) — Month | Day | Year

18. Designated Facility Owner or Operator: Certification of receipt of materials covered by the manifest except as noted in Item 17a

Printed/Typed Name: Jasmine Andrew | Signature: Jasmine Andrew | Month 11 | Day 4 | Year 20

DESIGNATED FACILITY TO GENERATOR

169-BLC-O 5/ 11977 (Rev. 9/09)

CERTIFICATE OF DISPOSAL

T K TANK SERVICES, INC.

Certifies to all that

30 GALLONS

Of Nonhazardous, Petroleum Contaminated Water / Product

Have been disposed of in accordance with EPA regulations on petroleum contaminated water.

This product was generated at

EDDIE PITT STOP

11/4/20

DATE

MATT CHAPMAN

SIGNATURE

APPENDIX K

SCDHEC QAPP Contractors Checklist

CONTRACTOR CHECKLIST

Item #	Item	Yes	No	N/A
1	Is Facility Name, Permit #, and address provided?	X		
2	Is UST Owner/Operator name, address, & phone number provided?	X		
3	Is name, address, & phone number of current property owner provided?	X		
4	Is the DHEC Certified UST Site Rehabilitation Contractor's Name, Address, telephone number, and certification number provided?	X		
5	Is the name, address, telephone number, and certification number of the well driller that installed borings/monitoring wells provided?	X		
6	Is the name, address, telephone number, and certification number of the certified laboratory(ies) performing analytical analyses provided?	X		
7	Has the facility history been summarized?	X		
8	Has the regional geology and hydrogeology been described?	X		
9	Are the receptor survey results provided as required?	X		
10	Has current use of the site and adjacent land been described?	X		
11	Has the site-specific geology and hydrogeology been described?	X		
12	Has the primary soil type been described?	X		
13	Have field screening results been described?	X		
14	Has a description of the soil sample collection and preservation been detailed?	X		
15	Has the field screening methodology and procedure been detailed?	X		
16	Has the monitoring well installation and development dates been provided?	X		
17	Has the method of well development been detailed?	X		
18	Has justification been provided for the locations of the monitoring wells?	X		
19	Have the monitoring wells been labeled in accordance with the UST QAPP guidelines?	X		
20	Has the groundwater sampling methodology been detailed?	X		
21	Have the groundwater sampling dates and groundwater measurements been provided?	X		
22	Has the purging methodology been detailed?	X		
23	Has the volume of water purged from each well been provided along with measurements to verify that purging is complete?	X		
24	If free-product is present, has the thickness been provided?			X
25	Does the report include a brief discussion of the assessment done and the results?	X		
26	Does the report include a brief discussion of the aquifer evaluation and results?	X		
27	Does the report include a brief discussion of the fate & transport models used?			X
28	Are the site-conceptual model tables included? (Tier 1 Risk Evaluation)			X
29	Have the exposure pathways been analyzed? (Tier 2 Risk Evaluation)			X

CONTRACTOR CHECKLIST

Item #	Item	Yes	No	N/A
30	Have the SSTLs for each compound and pathway been calculated? (Tier 2 Risk Evaluation)			X
31	Have recommendations for further action been provided and explained?	X		
32	Has the soil analytical data for the site been provided in tabular format? (Table 1)			X
33	Has the potentiometric data for the site been provided in tabular format? (Table 2)	X		
34	Has the current and historical laboratory data been provided in tabular format?	X		
35	Have the aquifer characteristics been provided and summarized on the appropriate form?	X		
36	Have the Site conceptual model tables been included? (Tier 1 Risk Evaluation)			X
37	Has the topographic map been provided with all required elements? (Figure 1)	X		
38	Has the site base map been provided with all required elements? (Figure 2)	X		
39	Have the CoC site maps been provided? (Figure 3 & Figure 4)	X		
40	Has the site potentiometric map been provided? (Figure 5)	X		
41	Have the geologic cross-sections been provided? (Figure 6)			X
42	Have maps showing the predicted migration of the CoCs through time been provided? (Tier 2 Risk Evaluation)			X
43	Has the site survey been provided and include all necessary elements? (Appendix A)			X
44	Have the sampling logs, chain of custody forms, and the analytical data package been included with all required elements? (Appendix B)	X		
45	Is the laboratory performing the analyses properly certified?	X		
46	Has the tax map been included with all necessary elements? (Appendix C)			X
47	Have the soil boring/field screening logs been provided? (Appendix D)			X
48	Have the well completion logs and SCDHEC Form 1903 been provided? (Appendix E)			X
49	Have the aquifer evaluation forms, data, graphs, equations, etc. been provided? (Appendix F)			X
50	Have the disposal manifests been provided? (Appendix G)	X		
51	Has a copy of the local zoning regulations been provided? (Appendix H)			X
52	Has all fate and transport modeling been provided? (Appendix I)			X
53	Have copies of all access agreements obtained by the contractor been provided? (Appendix J)			X
54	Has a copy of this form been attached to the final report and are explanations for any missing or incomplete data been provided?	X		

Notes:

dhec
Healthy People. Healthy Communities.



NO LIMIT LLC
PO BOX 1513
LANCASTER SC 29721

NOV 2 0 2020

Re: **Water Supply Well Information**
Eddie's Pit Stop, Rt 2 Hwy 601 N, Pageland, SC
UST Permit #18871
Release reported August 29, 2002
Monitoring Report received November 17, 2020
Chesterfield County

To Whom It May Concern:

The Underground Storage Tank Management Division (UST Division) of the South Carolina Department of Health and Environmental Control (DHEC) recently directed groundwater sampling activities of the referenced petroleum release. The UST Division has reviewed the subsequent Monitoring Report and would like to inform you of the sampling results from your water supply well at Eddie's Pit Stop.

On September 1, 2020, the contractor collected groundwater samples from your water supply well located on your property. The lab results are enclosed for your information.

The lab results from your water supply well sample indicate that Diisopropyl ether (DIPE) is present at a concentration of 1.4 µg/L. The safe drinking water standard/Action Level for DIPE is 150 µg/L.

Based on these results, the UST Division plans to periodically resample your water supply well to ensure that contaminants remain below the safe drinking water standards. If concentrations increase, or if you so desire, a granular activated carbon (GAC) unit can be installed on your well to remove chemicals of concern.

To assist the UST Division in monitoring your well, please indicate the usage of your well on the enclosed form. South Carolina Well Standards R.61-71 § F.14.b states that "any well removed from service longer than thirty-six months shall be permanently abandoned unless a variance from [DHEC] is requested." If you are no longer using this well and wish for the UST Division to have the well properly abandoned by a South Carolina Certified Well Driller, please indicate this using the attached form. Should you choose to have the well abandoned, there will be no cost to you. **Please return this form to DHEC within 15 days of the date of this letter.**

On all correspondence concerning this site, please reference the above UST Permit number. If there are any questions concerning this project, feel free to contact me by telephone at (803) 898-2446 or by e-mail at feltzal@dhec.sc.gov.

Sincerely,

Amanda Feltz, Hydrogeologist
Corrective Action & Quality Assurance Section
Underground Storage Tank Management Division
Bureau of Land and Waste Management

enc: Lab Analytical Results
Water Supply Well Info Form

cc: Technical file (w/enc)

Pace Analytical Services, LLC
9800 Kincey Ave. Suite 100
Huntersville, NC 28078
(704)875-9092

ANALYTICAL RESULTS

Project: SCDOT Eddies Pitt Stop
Pace Project No.: 92494069

Sample: 18871/PW-1 **Lab ID: 92494069001** Collected: 09/01/20 10:10 Received: 09/04/20 10:00 Matrix: Water

Parameters	Results	Units	PQL	MDL	DF	Prepared	Analyzed	CAS No.	Qual
504 GCS EDB and DBCP	Analytical Method: EPA 504.1 Preparation Method: EPA 504.1 Pace Analytical Services - Charlotte								
1,2-Dibromoethane (EDB)	**0.011U**	ug/L	0.020	0.011	1	09/09/20 13:15	09/09/20 20:45	106-93-4	
Surrogates									
1-Chloro-2-bromopropane (S)	93	%	70-130		1	09/09/20 13:15	09/09/20 20:45	301-79-56	
524.2 MSV SC List	Analytical Method: EPA 524.2 Pace Analytical Services - Charlotte								
Benzene	**0.00025U**	mg/L	0.00050	0.00025	1		09/04/20 18:51	71-43-2	
1,2-Dichloroethane	**0.00013U**	mg/L	0.00050	0.00013	1		09/04/20 18:51	107-06-2	
Ethylbenzene	**0.00026U**	mg/L	0.00050	0.00026	1		09/04/20 18:51	100-41-4	
Methyl-tert-butyl ether	**0.000094U**	mg/L	0.00050	0.000094	1		09/04/20 18:51	1634-04-4	
Naphthalene	**0.00031U**	mg/L	0.00050	0.00031	1		09/04/20 18:51	91-20-3	
Toluene	**0.00024U**	mg/L	0.00050	0.00024	1		09/04/20 18:51	108-88-3	
Xylene (Total)	**0.00025U**	mg/L	0.00050	0.00025	1		09/04/20 18:51	1330-20-7	
Surrogates									
1,2-Dichlorobenzene-d4 (S)	96	%	70-130		1		09/04/20 18:51	2199-69-1	
4-Bromofluorobenzene (S)	93	%	70-130		1		09/04/20 18:51	460-00-4	
8260 MSV Low Level SC	Analytical Method: EPA 8260D Pace Analytical Services - Charlotte								
tert-Amyl Alcohol	**53.9U**	ug/L	100	53.9	1		09/04/20 16:54	75-85-4	
tert-Amylmethyl ether	**3.5U**	ug/L	10.0	3.5	1		09/04/20 16:54	994-05-8	
3,3-Dimethyl-1-Butanol	**62.0U**	ug/L	100	62.0	1		09/04/20 16:54	624-95-3	
tert-Butyl Alcohol	**27.3U**	ug/L	100	27.3	1		09/04/20 16:54	75-65-0	
tert-Butyl Formate	**24.7U**	ug/L	50.0	24.7	1		09/04/20 16:54	762-75-4	
Diisopropyl ether	**1.4**	ug/L	1.0	0.22	1		09/04/20 16:54	108-20-3	
Ethanol	**98.8U**	ug/L	200	98.8	1		09/04/20 16:54	64-17-5	
Ethyl-tert-butyl ether	**3.7U**	ug/L	10.0	3.7	1		09/04/20 16:54	637-92-3	
Surrogates									
4-Bromofluorobenzene (S)	103	%	70-130		1		09/04/20 16:54	460-00-4	
1,2-Dichloroethane-d4 (S)	99	%	70-130		1		09/04/20 16:54	17060-07-0	
Toluene-d8 (S)	104	%	70-130		1		09/04/20 16:54	2037-26-5	

REPORT OF LABORATORY ANALYSIS

This report shall not be reproduced, except in full,
without the written consent of Pace Analytical Services, LLC.

UNDERGROUND STORAGE TANK PROGRAM
BUREAU OF LAND AND WASTE MANAGEMENT
2600 Bull Street
Columbia SC 29201

WATER SUPPLY WELL INFORMATION FORM

Name of Facility (if appropriate) : Eddie's Pit Stop

Tax Map Parcel # : 030 000 000 004

Street Address : _____

City, State, ZIP : _____

Phone number: _____

1. There is a water supply well located on the above listed property.
   ☐ Yes ☐ No
2. The water supply well is currently in use.
   ☐ Yes ☐ No
3. The water supply well is used as a source of drinking water.
   ☐ Yes ☐ No
4. The water supply well is used for irrigation.
   ☐ Yes ☐ No
5. Is electricity currently connected to the well? ☐ Yes ☐ No
6. The depth of the water supply well is _____ feet.
7. The diameter of the water supply well is _____ inches.

8. Please list any other important information about the water supply well of which the Department should be aware (e.g. well is located in fenced area, pets present, used for filling swimming pool, etc.).

_____

_____

_____

_____

8. I wish to voluntarily have the water supply well properly abandoned (sealed) by a S.C. certified well driller. I understand that this work will be performed at no cost to me. I grant access to SCDHEC and its contractor to conduct this abandonment.
   ☐ Yes ☐ No

Signature: _____

Name (please print): _____

Witness: _____

Date: _____

Permit # : 18871 (PW-1)

dhec
Healthy People. Healthy Communities.

FEB 01 2021

UST 43 DOCKETING

SC DEPARTMENT OF TRANSPORTATION
ATTN: TIM HUNTER
PO BOX 191
COLUMBIA SC 29202

Re: **Site-Specific Work Plan Request for Groundwater Sampling**
Eddie's Pit Stop, Rt. 2 Hwy. 601 N, Pageland, SC
UST Permit #18871
Release reported August 29, 2002
Monitoring Report received November 17, 2020
Chesterfield County

To Whom it May Concern:

The Underground Storage Tank Management Division (UST Division) of the South Carolina Department of Health and Environmental Control (DHEC) has reviewed the referenced report submitted by your contractor. The report documents petroleum chemicals in the soil and groundwater above Risk-Based Screening Levels.

To determine what risk the referenced release may pose to human health and the environment, and in accordance with Section 280.65 of the South Carolina Underground Storage Tank Control Regulations R.61-92, implementation of groundwater sampling is necessary. The groundwater sampling must be conducted in accordance with the most recent revision of the UST Quality Assurance Program Plan (QAPP), your contractor's Annual Contractor Quality Assurance Plan, and in compliance with all applicable regulations. A copy of the UST QAPP is available at SCDHEC.gov/Environment/Land-Waste/Underground-Storage-Tanks/Release-Assessment-Clean/Quality-Assurance.

Groundwater samples should be collected from all monitoring wells associated with this release along with all water supply wells within a 1,000 foot radius of the site. Samples should be analyzed for BTEX, Naphthalene, MTBE, 1,2-DCA, the 8 oxygenates, and EDB. Only wells with screens that do not bracket the water table should be purged prior to sampling.

Your contractor must complete the SSWP and submit it within 30 days from the date of this letter. Every component may not be necessary to complete the above scope of work. The State Underground Petroleum Environmental Response Bank (SUPERB) Account allowable cost for each component is included on the Assessment Component Cost Agreement Form. **Please note that approval from DHEC must be issued before work begins.**

On all correspondence concerning this site, please reference UST Permit #18871. If there are any questions concerning this project, feel free to contact me by telephone at (803) 898-2446 or by e-mail at feltzal@dhec.sc.gov.

Sincerely,

Amanda Feltz, Hydrogeologist
Corrective Action & Quality Assurance Section
Underground Storage Tank Management Division
Bureau of Land and Waste Management

cc: Terracon Consultants, Inc., 521 Clemson Rd., Columbia, SC 29229
Technical file

Site-Specific Work Plan for Approved ACQAP
Underground Storage Tank Management Division

To: Amanda Feltz (SCDHEC Project Manager)
From: Mike Hudgins (Contractor Project Manager)
Contractor: Terracon Consultants UST Contractor Certification Number: 246

Facility Name: Eddie's Pit Stop UST Permit #: 18871
Facility Address: Route 2 & Highway 601, Pageland, SC
Responsible Party: South Carolina Department of Transportation Phone: 803-737-1395
RP Address: P.O. Box 191, Columbia, SC 29202-0191
Property Owner (if different): Eric Simpson
Property Owner Address: P.O. Box 1513, Lancaster, SC 29721
Current Use of Property: Vacant gas station.

RECEIVED
FEB 26 2021
UST DIVISION

DOCKET 44

Scope of Work (Please check all that apply)

- ☐ IGWA
- ☐ Tier II
- ☑ Groundwater Sampling
- ☐ GAC
- ☐ Tier I
- ☐ Monitoring Well Installation
- ☐ Other

Analyses (Please check all that apply)

Groundwater/Surface Water:

- ☑ BTEXNMDCA (8260B)
- ☑ Oxygenates (8260B)
- ☑ EDB (8011)
- ☐ PAH (8270D)
- ☐ Lead
- ☐ 8 RCRA Metals
- ☐ TPH
- ☐ pH
- ☐ BOD
- ☐ Nitrate
- ☐ Sulfate
- ☐ Other
- ☐ Methane
- ☐ Ethanol
- ☐ Dissolved Iron

Drinking Water Supply Wells:

- ☑ BTEXNMDCA (524.2)
- ☐ Oxygenates & Ethanol (8260B)
- ☐ Mecury (200.8 245.1 or 245.2)
- ☐ RCRA Metals (200.8)
- ☑ EDB (504.1)

Soil:

- ☐ BTEXNM
- ☐ PAH
- ☐ Lead
- ☐ RCRA Metals
- ☐ Oil & Grease (9071)
- ☐ TPH-DRO (3550B/8015B)
- ☐ TPH-GRO (5030B/8015B)
- ☐ Grain Size
- ☐ TOC

Air:

- ☐ BTEXN

Sample Collection (Estimate the number of samples of each matrix that are expected to be collected.)

____ Soil	1 Water Supply Wells	____ Air	4 Field Blank
26 Monitoring Wells	____ Surface Water	3 Duplicate	2 Trip Blank

Field Screening Methodology

Estimate number and total completed depth for each point, and include their proposed locations on the attached map.

# of shallow points proposed: ____ Estimated Footage: ____ feet per point
# of deep points proposed: ____ Estimated Footage: ____ feet per point
Field Screening Methodology: ____

Permanent Monitoring Wells

Estimate number and total completed depth for each well, and include their proposed locations on the attached map.

# of shallow wells: ____ Estimated Footage: ____ feet per point
# of deep wells: ____ Estimated Footage: ____ feet per point
# of recovery wells: ____ Estimated Footage: ____ feet per point
Comments, if warranted:

UST Permit #: 18871 Facility Name: Eddie's Pit Stop

Implementation Schedule (Number of calendar days from approval)

Field Work Start-Up: 7 Field Work Completion: 31

Report Submittal: 46 # of Copies Provided to Property Owners: 2

Aquifer Characterization

Pump Test: ☐ Slug Test: ☐ (Check one and provide explanation below for choice)

Investigation Derived Waste Disposal

Soil: _____ Tons Purge Water: 50 Gallons

Drilling Fluids: _____ Gallons Free-Phase Product: _____ Gallons

Additional Details For This Scope of Work

For example, list wells to be sampled, wells to be abandoned/repaired, well pads/bolts/caps to replace, details of AFVR event, etc.

26 Monitoring wells will be sampled during this ground water sampling event. Due to the location in the median of Hwy. 601, 7 wells (MW-2, MW-3, MW-3D, MW-7, MW-9, RW-1, and RW-2) will not be sampled as part of this investigation. Wells with well screens bracketing the water table will be sampled as non-purge sample collection. Wells with screens that do not bracket the water table and water supply well PW-1 will be will be purged utilizing the low-flow parametric method listed in Terracon's SOP. Ground water sample collection methods listed in section J of the SCDHEC Assessment Component Cost Agreement are based on the September 2020 sampling event. Items necessary to secure the Monitoring well network are as follows; 3 pad and vault replacements at monitoring wells MW-20, MW-22, and MW-22D, ID plate replacement at MW-17D, and 6 replacement bolts (see attached well inventory field sheet). An evaluation of the wellhead as water supply well PW-2 will be made to determine how to access this well for sampling.

Compliance With Annual Contractor Quality Assurance Plan (ACQAP)

X Laboratory as indicated in ACQAP? (Yes/No) If no, indicate laboratory information below.

Name of Laboratory: _____

SCDHEC Certification Number: _____

Name of Laboratory Director: _____

____ Well Driller as indicated in ACQAP? (Yes/No) If no, indicate driller information below.

Name of Well Driller: _____

SCLLR Certification Number: _____

____ Other variations from ACQAP. Please describe below.

Attachments

1. Attach a copy of the relevant portion of the USGS topographic map showing the site location.
2. Prepare a site base map. This map must be accurately scaled, but does not need to be surveyed. The map must include the following:
   - North Arrow
   - Location of property lines
   - Location of buildings
   - Previous soil sampling locations
   - Previous monitoring well locations
   - Proposed soil boring locations
   - Proposed monitoring well locations
   - Legend with facility name and address, UST permit number, and bar scale
   - Streets or highways (indicate names and numbers)
   - Location of all present and former ASTs and USTs
   - Location of all potential receptors
3. Assessment Component Cost Agreement, SCDHEC Form D-3664

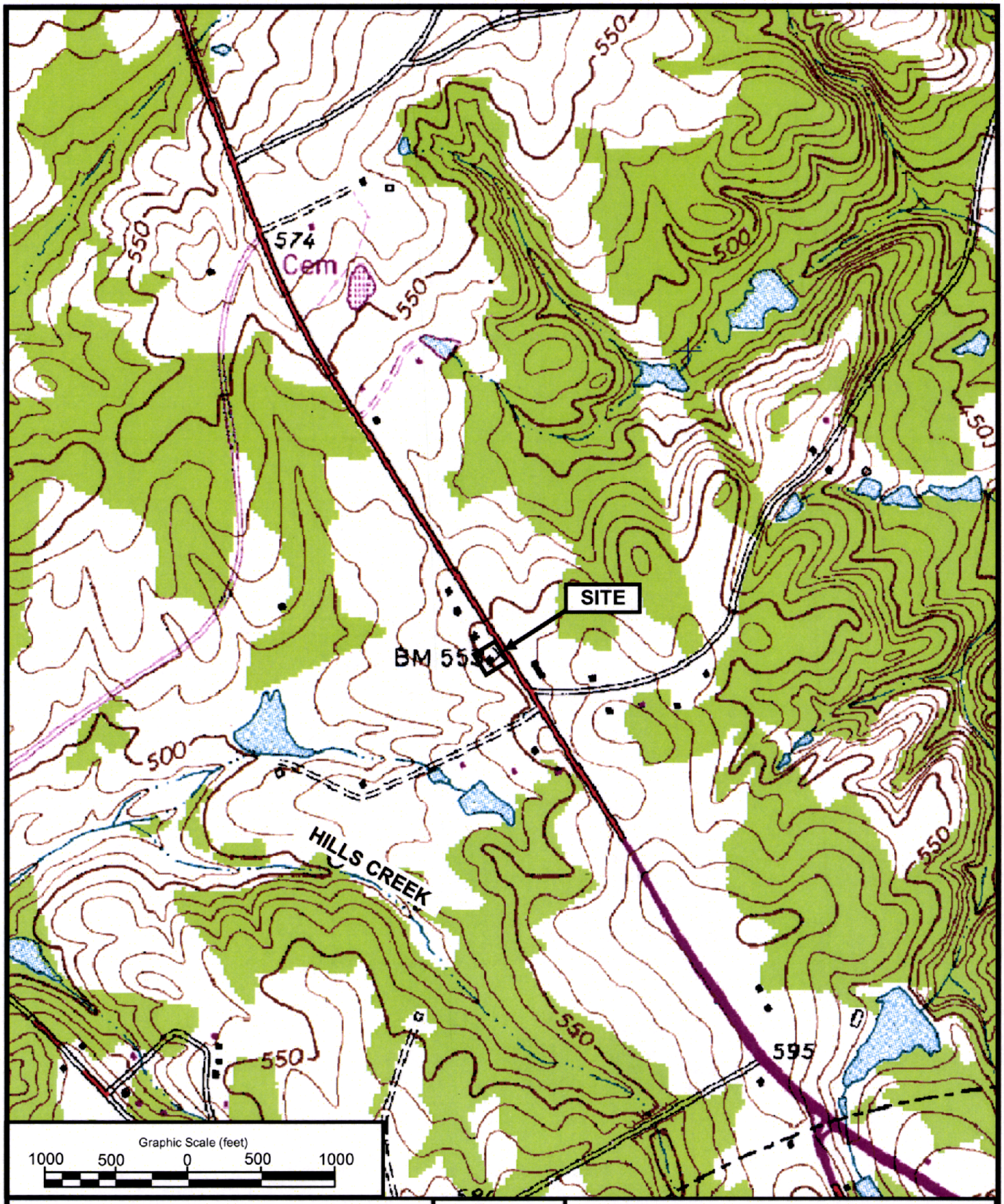

USGS TOPOGRAPHIC QUADRANGLE MAP
PAGELAND, SOUTH CAROLINA

DATE: 1993
SCALE: 1 INCH = 1000 FEET

N

Terracon

SITE LOCATION MAP
EDDIE'S PITT STOP
ROUTE 2, US HIGHWAY 601 NORTH
PAGELAND, SOUTH CAROLINA

FIGURE 1: TOPOGRAPHIC MAP

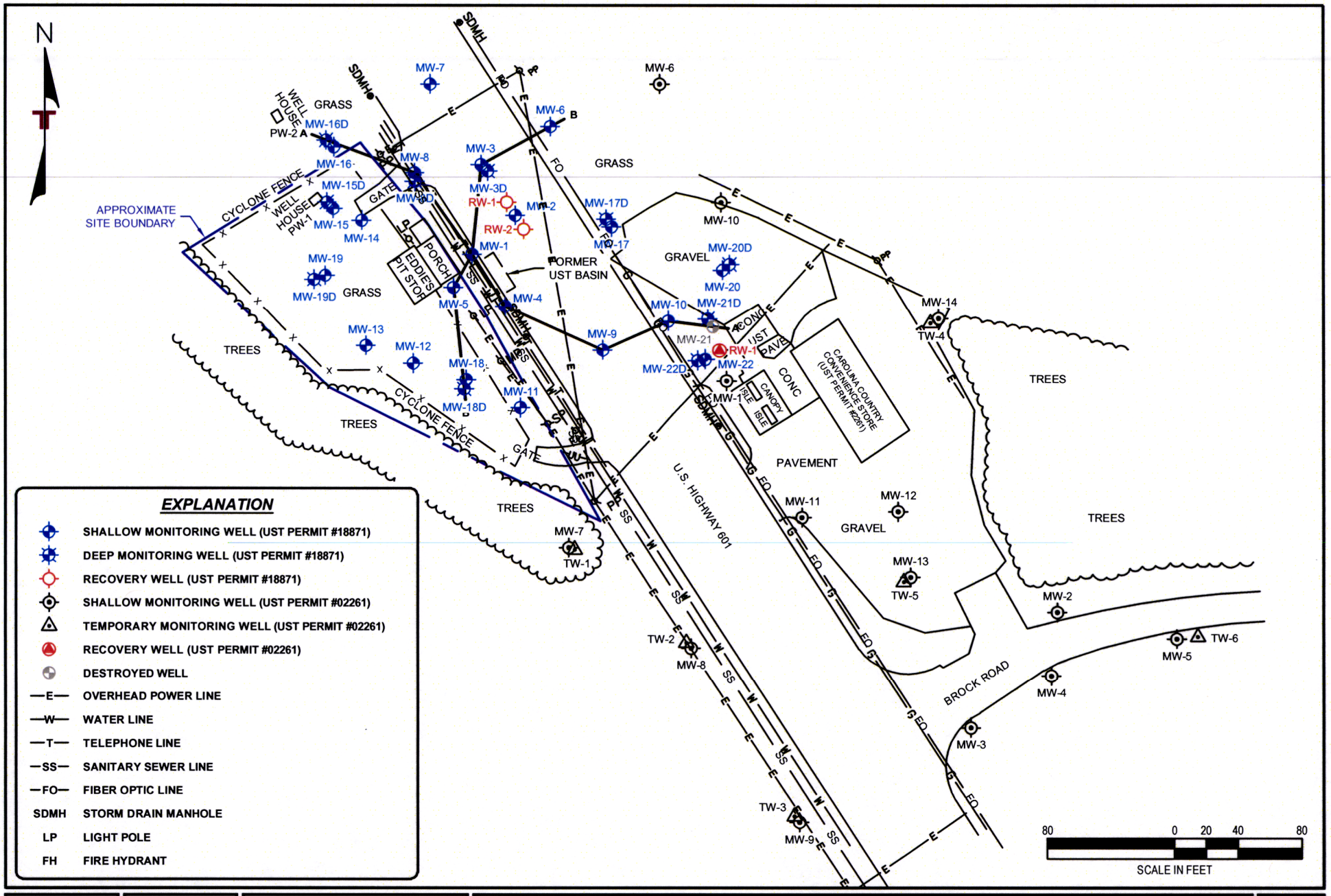

Project Mngr: RWN	Project No. 73098106	Terracon Consulting Engineers and Scientists	SITE MAP WITH UTILITIES
Drawn By: PTK	Scale: AS SHOWN	521 CLEMSON ROAD COLUMBIA, SC 29229	EDDIE'S PIT STOP - SCDOT ROUTE 2, US HIGHWAY 601 NORTH PAGELAND, SOUTH CAROLINA UST PERMIT #18871
Checked By: RWN	File No. 73098106	PH. (803) 741-9000 FAX. (803) 741-9900	Figure 2
Approved By: PMH	Date: JUNE 2018		

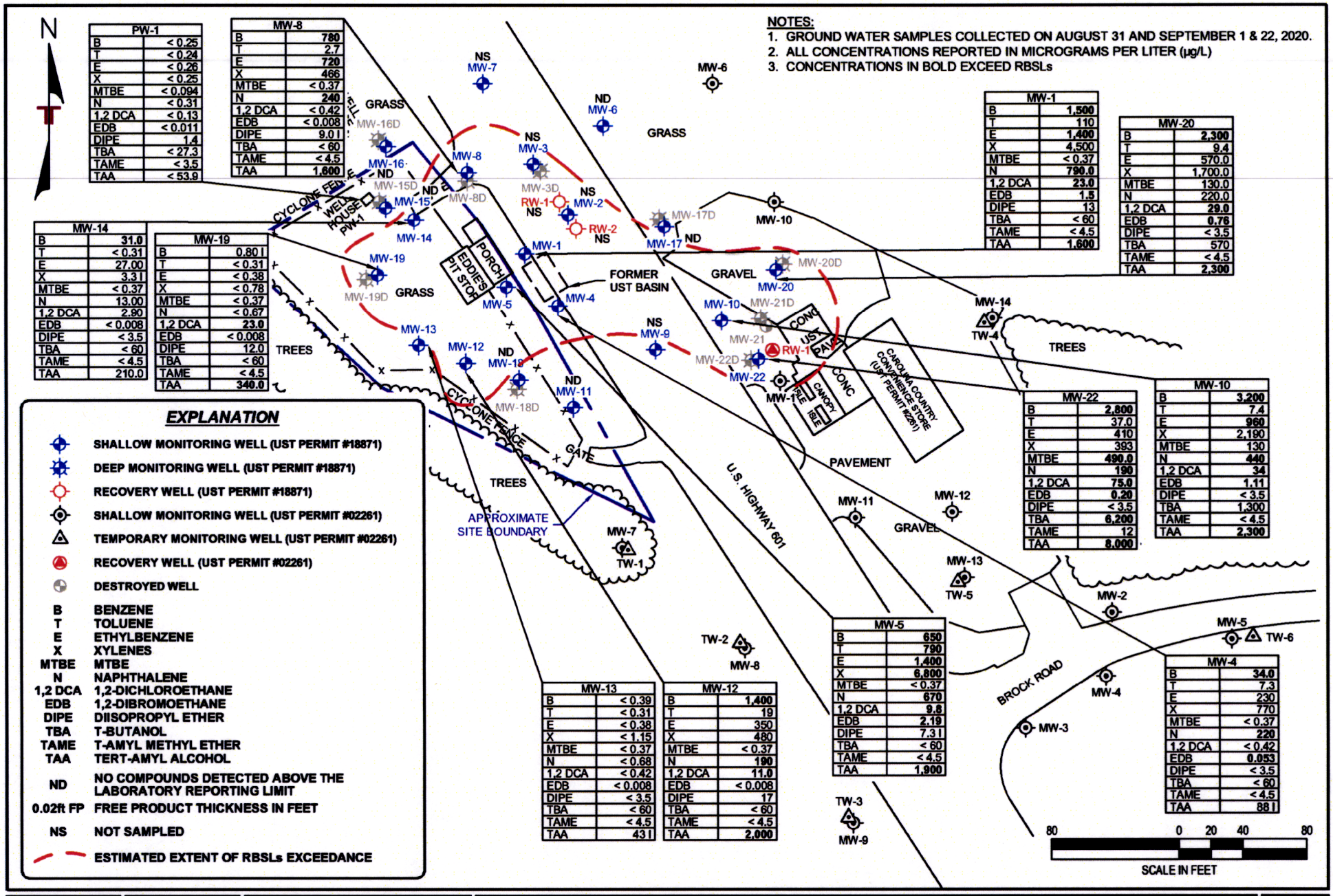

Project Mngr: RWN	Project No. 73098106	Terracon Consulting Engineers and Scientists	COC CONCENTRATION MAP OF THE UPPER PORTION OF THE SHALLOW AQUIFER
Drawn By: PTK	Scale: AS SHOWN	521 CLEMSON ROAD COLUMBIA, SC 29229	EDDIE'S PIT STOP - SCDOT
Checked By: RWN	File No. 73098106	PH. (803) 741-9000 FAX. (803) 741-9900	ROUTE 2, US HIGHWAY 601 NORTH
Approved By: PMH	Date: NOVEMBER 2020		PAGELAND, SOUTH CAROLINA
			UST PERMIT #18871

Figure 4

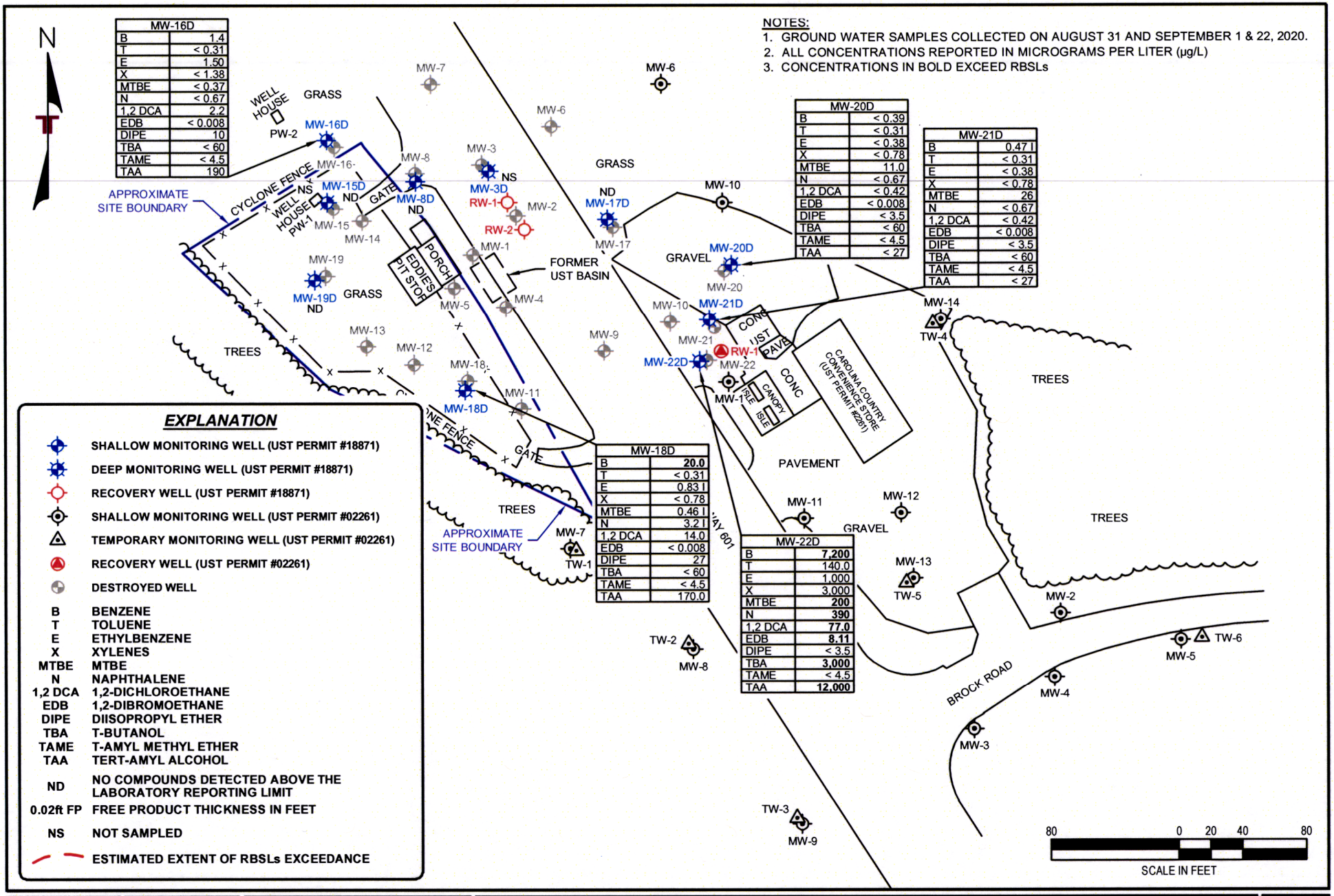

Project Mngr:	RWN
Drawn By:	PTK
Checked By:	RWN
Approved By:	PMH
Project No.	73098106
Scale:	AS SHOWN
File No.	73098106
Date:	NOVEMBER 2020

Terracon
Consulting Engineers and Scientists
521 CLEMSON ROAD COLUMBIA, SC 29229
PH. (803) 741-9000 FAX. (803) 741-9900

COC CONCENTRATION MAP OF THE LOWER PORTION OF THE SHALLOW AQUIFER

EDDIE'S PIT STOP - SCDOT
ROUTE 2, US HIGHWAY 601 NORTH
PAGELAND, SOUTH CAROLINA
UST PERMIT #18871

Figure 4A

dhec
Healthy People. Healthy Communities.

ASSESSMENT COMPONENT COST AGREEMENT
SOUTH CAROLINA
Department of Health and Environmental Control
Underground Storage Tank Management Division
State Underground Petroleum Environmental Response Bank Account
January 1, 2020

Facility Name: Eddies Pit Stop

UST Permit #: 18871 **Cost Agreement #:**

ITEM	QUANTITY	UNIT	UNIT PRICE		TOTAL
A. **Plan Preparation**					
1. Site-specific Work Plan	1	each	$160.05		$160.05
2. Tax Map		each	$74.69		$0.00
3. Tier II or Comp. Plan /QAPP Appendix B		each	$250.00		$0.00
B. **Receptor Survey ***		each	$587.92		$0.00
C. **Survey (500 ft x 500 ft)**					
1. Comprehensive Survey		each	$1,109.68		$0.00
Subsurface Geophysical Survey					
2. < 10 meters below grade		each	$1,387.10		$0.00
3. > 10 meters below grade		each	$2,464.77		$0.00
4. Geophysical UST or Drum Survey		each	$970.97		$0.00
D. **Mob/Demob**					
1. Equipment		each	$1,088.34		$0.00
2. Personnel **Sampling, IDW Disposal**	2	each	$451.34		$902.68
3. Adverse Terrain Vehicle		each	$533.50		$0.00
E.. **Soil Borings (hand auger)***		foot	$5.34		$0.00
F. **Soil Borings (requiring equipment, push technology, etc) or Field Screening (including water ssample, soil sample, soil gas sample, etc.)***					
1. Standard		per foot	$16.01		$0.00
2. Fractured Rock		per foot	$21.55		$0.00
G. **Soil Leachability Model**		each	$64.02		$0.00
H. **Abandonment (per foot)***					
1. 2" diameter or less		per foot	$3.31		$0.00
2. Greater than 2" to 6" diameter		per foot	$4.80		$0.00
3. Dug/Bored well (up to 6 feet diameter)		per foot	$16.00		$0.00
I. **Well Installation (per foot)***					
1. Water Table (hand augered)		per foot	$11.31		$0.00
2. Water Table (drill rig) 2" Diameter		per foot	$40.55		$0.00
3. Telescoping		per foot	$53.35		$0.00
4. Rock Drilling		per foot	$61.89		$0.00
5. 2" Rock Coring		per foot	$32.97		$0.00
6. Rock Multi-sampling ports/screens		per foot	$35.64		$0.00
7. Recovery Well (4" diameter)		per foot	$48.02		$0.00
8. Pushed Pre-packed screen (1.25" dia)		per foot	$16.01		$0.00
9. Rotosonic (2" diameter)		per foot	$46.95		$0.00
10. Re-develop Existing Well		per foot	$11.74		$0.00
J. **Groundwater Sample Collection / Gauge Depth to Water or Product ***					
1. Groundwater Purge		per well	$64.02		$0.00
2. Air or Vapors		sample	$12.80		$0.00
3. Water Supply Sample or Duplicate	2	sample	$23.47		$46.94
4. Groundwater No Purge or Duplicate or Grab	3	sample	$29.88		$89.64
5. Gauge Well only		sample	$7.47		$0.00
6. Sample Below Product		sample	$12.80		$0.00
7. Passive Diffusion Bag		sample	$27.74		$0.00
8. Field Blank	4	sample	$26.25		$105.00
9. Groundwater (low flow purge)	25	sample	$97.10		$2,427.50
10. Equipment Blank		sample	$26.25		$0.00

K. Laboratory Analyses-Groundwater					
1. BTEXNM+Oxyg's+1,2 DCA+Eth(8260B)	32	per sample	$130.17		$4,165.44
2. Lead, Filtered		per sample	$14.72		$0.00
3. Rush EPA Method 8260B		per sample	$163.89		$0.00
4. Trimethal, Butyl, and Isopropyl Benzenes		per sample	$29.88		$0.00
5. PAH's		per sample	$64.66		$0.00
6. Lead		per sample	$17.07		$0.00
7. EDB by EPA 8011	31	per sample	$48.23		$1,495.13
8. EDB by EPA Method 8011 Rush		per sample	$72.77		$0.00
9. 8 RCRA Metals		per sample	$67.65		$0.00
10. TPH (9070)		per sample	$43.75		$0.00
11. PH		per sample	$5.55		$0.00
12. BOD		per sample	$21.34		$0.00
13. Ethanol		per sample	$15.79		$0.00
K. Analyses-Drinking Water					
14. BTEXNM+1,2 DCA (524.2)	4	per sample	$132.36		$529.44
15. 7-OXYGENATES & ETHANOL (8260B)	4	per sample	$97.90		$391.60
16. EDB (504.1)	4	per sample	$84.83		$339.32
17. RCRA METALS (200.8)		per sample	$106.70		$0.00
K. **Analyses-Soil**					
18. BTEX + Naphth.		per sample	$68.29		$0.00
19. PAH's		per sample	$68.33		$0.00
20. 8 RCRA Metals		per sample	$60.18		$0.00
21. TPH-DRO (3550C/8015C)		per sample	$42.68		$0.00
22. TPH- GRO (5035B/8015C)		per sample	$38.37		$0.00
23. Grain size/hydrometer		per sample	$110.97		$0.00
24. Total Organic Carbon		per sample	$32.65		$0.00
K. **Analyses-Air**					
25. BTEX + Naphthalene		per sample	$230.47		$0.00
K. **Analyses-Free Phase Product**					
26. Hydrocarbon Fuel Identification		per sample	$380.92		$0.00
L. **Aquifer Characterization***					
1. Pumping Test		per hour	$24.54		$0.00
2. Slug Test		per test	$203.80		$0.00
3. Fractured Rock		per test	$106.70		$0.00
M. **Free Product Recovery Rate Test***		each	$40.55		$0.00
N. **Fate/Transport Modeling**					
1. Mathematical Model		each	$106.70		$0.00
2. Computer Model		each	$106.70		$0.00
O. **Risk Evaluation**					
1. Tier I Risk Evaluation		each	$320.10		$0.00
2. Tier II Risk Evaluation		each	$106.70		$0.00
P. **Subsequent Survey***		each	$260.00		$0.00
Q. **Disposal (gallons or tons)***					
1. Wastewater	50	gallon	$0.60		$30.00
2. Free Product		gallon	$0.53		$0.00
3. Soil Treatment/Disposal		ton	$64.02		$0.00
4. Drilling fluids		gallon	$0.45		$0.00
R. **Miscellaneous (attach receipts)**					
		each	$0.00		$0.00
		each	$0.00		$0.00
		each	$0.00		$0.00
T. **Tier I Assessment (Use DHEC 3665 form)**					$0.00
1. Southeast Region		standard	$11,026.00		$0.00
2. All Other Counties		standard	$12,093.00		$0.00

U. IGWA (Use DHEC 3666 form)					
1. Southeast Region		standard	$3,803.00		$0.00
2. All Other Counties		standard	$4,123.00		$0.00
22. **Corrective Action (Use DHEC 3667 form)**		PFP Bid			$0.00
W. **Aggressive Fluid & Vapor Recovery (AFVR)**					
1. 8-hour Event*		per event	$1,467.13		$0.00
2. 24-hour Event*		per event	$4,081.28		$0.00
3. 48-hour Event*		per event	$6,706.10		$0.00
4. 96-hour Event*		per event	$13,409.52		$0.00
5. Off-gas Treatment 8 hour		per event	$130.71		$0.00
6. Off-gas Treatment 24 hour		per event	$257.68		$0.00
7. Off-gas Treatment 48 hour		per event	$348.91		$0.00
8. Off-gas Treatment 96 hour		per event	$832.26		$0.00
9. Off-gas Treatment 8 hour (w/chlorinated compounds)		per event	$430.00		$0.00
10. Off-gas Treatment 24 hour (w/chlorinated compounds)		per event	$500.00		$0.00
11. Off-gas Treatment 48 hour (w/chlorinated compounds)		per event	$1,000.00		$0.00
12. Off-gas Treatment 96 hour (w/chlorinated compounds)		per event	$2,000.00		$0.00
13. AFVR Effluent Disposal(w/chlorinated compounds)		gallon	$0.50		$0.00
14. AFVR Site Reconnaissance		each	$216.87		$0.00
15. Additional Hook-ups		each	$27.48		$0.00
16. AFVR Effluent Disposal		gallon	$0.47		$0.00
17. AFVR Mobilization/Demobilization		each	$417.73		$0.00
X. **Granulated Activated Carbon (GAC) filter system installation & service:**					
1. New GAC System Installation*		each	$2,027.30		$0.00
2. Refurbished GAC Sys. Install*		each	$960.30		$0.00
3. Filter replacement/removal*		each	$373.45		$0.00
4. GAC System removal, cleaning, & refurbishment*		each	$293.43		$0.00
5. GAC System housing*		each	$266.75		$0.00
6. In-line particulate filter		each	$160.05		$0.00
7. Additional piping & fittings		foot	$1.60		$0.00
Y. **Well Repair**					
1. Additional Copies of the Report Delivered		each	$53.35		$0.00
2. Repair 2x2 MW pad*	3	each	$53.35		$160.05
3. Repair 4x4 MW pad*		each	$93.90		$0.00
4. Replace well vault*	3	each	$125.91		$377.73
5. Replace well cover bolts	6	each	$2.77		$16.62
6. Replace locking well cap & lock		each	$16.00		$0.00
7. Replace/Repair stick-up*		each	$142.98		$0.00
8. Convert Flush-mount to Stick-up*		each	$160.05		$0.00
9. Convert Stick-up to Flush-mount*		each	$138.71		$0.00
10. Replace missing/illegible well ID plate	1	each	$12.80		$12.80
S. Report Prep & Project Management	12%	percent	$11,249.94		$1,349.99
TOTAL					$12,599.93

DHEC D-4073 (1-2020) *The appropriate mobilization cost can be added to complete these tasks, as necessary

Terracon

WATER/PRODUCT LEVEL MEASUREMENT LOG

PROJECT NAME: Eddies Pit Stop
PROJECT NO.: 73098106
DATE: 8/27/20
EQUIPMENT USED: Interface Probe
FIELD PERSONNEL: WH

R = Needs Repair or Replacement
C = Completed Repair/ Replacement

Well Head Summary

	Well ID	Depth to Water	Depth to Product	Product Thickness	Total Depth	Vault	Bolts	Lid	Lock/ Cap	ID Plate	Comments
✓	MW-1	20.45									
–	MW-2	–									
–	MW-3	–									
–	MW-3D	–									
✓	MW-4 DUPE	20.21									
–	MW-5	–									overgrown
✓	MW-6	14.83					R				
	MW-7	–									
✓	MW-8	20.05									
✓	MW-8D	20.71									
–	MW-9	–									
	MW-10	16.87					R				needs 1 bolt
	MW-11	14.21									
✓	MW-12 DUPE	16.94									
–	MW-13	– –									under car
✓	MW-14	16.10									
✓	MW-15	15.88									
✓	MW-15D	14.68									
✓	MW-16	15.55									
✓	MW-16D	14.85									
✓	MW-17	14.56									
✓	MW-17D	19.04					R			R	
✓	MW-18	14.56									

Comments:

Terracon

WATER/PRODUCT LEVEL MEASUREMENT LOG

PROJECT NAME Eddies Pit Stop

PROJECT NO. 73098106

DATE 8/27/20

EQUIPMENT USED Interface Probe — R = Needs Repair or Replacement

FIELD PERSONNEL — C = Completed Repair/ Replacement

Well Head Summary

	Well ID	Depth to Water	Depth to Product	Product Thickness	Total Depth	Vault	Bolts	Lid	Lock/ Cap	ID Plate	Comments
✓	MW-19	14.90									
✓	MW-19D	14.89									
✓	MW-20	20.31				R					vault needs replacing
✓	MW-20D	22.63					R				needs 1 bolt
–	MW-21	–									Destroyed
✓	MW-21D	18.61									
✓	MW-22	19.89				R					Old vault bolts sheared off
✓	MW-22D	21.10				R					↓
–	RW-1	–					R				needs 1 bolt
–	RW-2	–									
✓	MW-18D	14.48									

Comments:

dhec
Healthy People. Healthy Communities.

MAR 29 2021

UST 45 DOCKETING

SC DEPT OF TRANSPORTATION
ATTN: TIM HUNTER
PO BOX 191
COLUMBIA SC 29202

Re: **Site Specific Work Plan Approval and Groundwater Sampling Notice to Proceed**
Eddie's Pit Stop, Rt 2 Hwy 601 N, Pageland, SC
UST Permit #18871; CA #63343
Release #1 reported August 29, 2002
Site Specific Work Plan received February 26, 2021
Chesterfield County

Dear Mr. Hunter:

The Underground Storage Tank Management Division (UST Division) of the South Carolina Department of Health and Environmental Control (DHEC) has reviewed and approved the referenced Site Specific Work Plan (SSWP) submitted by your contractor. All work should be conducted in compliance with the most recent revision of the UST QAPP, your contractor's Annual Contractor Quality Assurance Plan, and all applicable regulations. A copy of the current revision of the UST QAPP is available at scdhec.gov/environment/land-waste/underground-storage-tanks/release-assessment-clean/quality-assurance.

The groundwater sampling event should begin immediately upon receipt of this letter. The Cost Agreement number shown above has been approved for the amount shown on the enclosed cost agreement form.

Please note the following changes to the cost agreement and SSWP:

- K.16. was decreased to 3 samples.

The contractor must provide notification to the UST Project Manager via email 4 days prior to initiation of any site rehabilitation activities. If there are any changes to the schedule, the UST Project Manager must be contacted within 24 hours of those changes.

Your contractor can submit an invoice for direct payment from the State Underground Petroleum Environmental Response Bank (SUPERB) Account for pre-approved costs. **The Monitoring Report, contractor checklist (QAPP Appendix K), and invoice should be submitted to the UST Division within sixty (60) days of the date of this correspondence.** If the invoice is not submitted within 120 days from the date of this letter, monies allocated to pay this invoice will be uncommitted. This means that the invoice will not be processed for payment until all other committed funds are paid or monies become available.

Please note that sections 44-2-110(4) and 44-2-130 of the SUPERB Statute state that the SUPERB Account cannot compensate any costs that are not pre-approved. If for any reason additional tasks will be completed, these additional tasks, and the associated cost, must be pre-approved by the UST Division for the cost to be paid. The UST Division reserves the authority to pay only for work properly performed and/or technically justified and will only pay rates in accordance with established criteria. Further, the UST Division reserves the right to question and/or reject costs if deemed unreasonable and the right to audit project records at any time during the project or after completion of work.

Please note that applicable South Carolina certification requirements regarding laboratory services, well installation, and report preparation must be satisfied. Any site rehabilitation activity associated with the UST release must be performed by a DHEC-certified site rehabilitation contractor as required by the SUPERB Site Rehabilitation and Fund Access Regulation, R.61-98.

The UST Division grants pre-approval for transportation of virgin petroleum impacted soil and groundwater from the referenced site to a permitted treatment facility. There can be no spillage or leakage in transport. All investigation-derived waste (IDW) must be properly contained and labeled prior to disposal. IDW should not be stored on-site longer than ninety (90) days. A copy of the disposal manifest and/or acceptance letter from the receiving facility that clearly designates the quantity received must be included as an appendix to the report. If the Chemical of Concern (CoC) concentrations based on laboratory analysis is below Risk-Based Screening Levels (RBSLs), please contact the project manager for approval to dispose of soil and/or groundwater on-site. The SUPERB Account will not reimburse for transportation or treatment of soil and/or groundwater with concentrations below RBSLs.

On all correspondence regarding this site, please reference UST Permit #18871. Should you have any questions regarding this correspondence, please feel free to contact me by phone at (803) 898-2446, by fax at (803) 898-0673, or by e-mail at feltzal@dhec.sc.gov.

Sincerely,



Amanda Feltz, Hydrogeologist
Corrective Action & Quality Assurance Section
Underground Storage Tank Management Division
Bureau of Land and Waste Management

enc: Approved Cost Agreement

cc: Terracon Consultants, Inc. 521 Clemson Rd., Columbia, SC 29229 (w/ enc)
Technical file (w/ enc)

Approved Cost Agreement 63343

Facility: 18871 EDDIES PIT STOP
FELTZAL
PO Number:

Task / Description	Categories	Item	Description	Qty / Pct	Unit Price	Amount
A PLAN PREPARATION						
		1	SITE SPECIFIC WORK PLAN	1.0000	$160.050	160.05
D MOB/DEMOB						
		2	PERSONNEL	2.0000	$451.340	902.68
J SAMPLE COLLECTION						
		3	WATER SUPPLY SAMPLE/ DUPLICATE	2.0000	$23.470	46.94
		4	GROUNDWATER NO-PURGE/DUPL/GRAB	3.0000	$29.880	89.64
		8	FIELD BLANK	4.0000	$26.250	105.00
		9	GROUNDWATER (LOW FLOW PURGE)	25.0000	$97.100	2,427.50
K ANALYSES						
	DW DRINKING WATER	14	BTEXNM+1,2 DCA (524.2) WSW	4.0000	$132.360	529.44
		15	OXYGENATES & ETHANOL 8260B WSW	4.0000	$97.900	391.60
		16	EDB (504.1) WSW	3.0000	$84.830	254.49
	GW GROUNDWATER	1	BTEXNM+OXYGS+1,2-DCA+ETH-8260B	32.0000	$130.170	4,165.44
		7	EDB BY EPA 8011	31.0000	$48.230	1,495.13
S REPORT PROJECT MANAGEMENT						
		S	REPORT PREP & PROJ. MANAGEMENT	0.1200	$11,122.310	1,334.68
Y WELL REPAIR						
		2	REPAIR 2X2 MONITORING WELL PAD	3.0000	$53.350	160.05
		4	REPLACE WELL VAULT	3.0000	$125.910	377.73
		5	REPLACE WELL COVER BOLTS	6.0000	$2.770	16.62
				Total Amount		12,456.99

CD's Information

Date Received: 10/1/21

Permit Number: 18871

Project Manager: Amanda Feltz

Contractor: Terracon

Description: GW Assessment Rpt

Docket Number: 46T **Initials:** _____

Scanned by: _____

Verified by: _____

LETTER OF TRANSMITTAL

521 Clemson Rd.
Columbia, SC 29229
803-741-9000 / 803-741-9900 fax

TO Ms. Amanda Feltz

SCDHEC
Bureau of Land and Waste Management

UST Program
2600 Bull St.

Columbia, SC 29201

DATE 06/1/2021	JOB NO. 73098106
RE: Eddie's Pit Stop Ground Water Assessment Report	
UST Permit # 18871	

WE ARE SENDING YOU **X** Attached ☐ Under separate cover via _____ the following items:

COPIES	DATE	DESCRIPTION
1	06/1/2021	Ground Water Assessment Report (CD + Hard Copy)

THESE ARE TRANSMITTED as checked below:

☐ For approval
☐ For your use
☐ As requested
☐ For review and comment
☐ Approved as submitted
☐ Approved as noted
☐ Returned for corrections
☐ Resubmit ___ copies for approval
☐ Submit ___ copies for distribution
☐ Return ___ corrected prints

REMARKS:

Enclosed is the report for the above referenced site. Please feel free to call me if you have any questions.

COPY TO: Tim Hunter / SCDOT (e-mail)

SIGNED: **Mike Hudgins**

If enclosures are not as noted, kindly notify us at once.

Ground Water Assessment Report

Eddies Pitt Stop
Route 2, US Highway 601 North
Pageland, South Carolina

UST PERMIT # 18871



May 28, 2021
Terracon Project No. 73098106

Prepared for:
South Carolina Department of Transportation
P.O. Box 191
Columbia, South Carolina 29202

Prepared by:
Terracon Consultants, Inc.
Columbia, South Carolina

Offices Nationwide Established in 1965
Employee-Owned terracon.com
Terracon
Geotechnical ■ Environmental ■ Construction Materials ■ Facilities

May 28, 2021

Ms. Amanda Feltz
South Carolina Department of Health
and Environmental Control
Bureau of Land and Waste Management
UST Program
2600 Bull Street
Columbia, South Carolina 29201

Re: ***Ground Water Assessment Report***
Eddies Pitt Stop
Route 2, US Highway 601 North, Pageland, South Carolina
UST Permit # 18871; CA #63343
Terracon Project No. 73098106

Dear Ms. Feltz:

On behalf of the South Carolina Department of Transportation, **Terracon Consultants, Inc.** is pleased to submit this Ground Water Assessment Report for the Eddies Pitt Stop in Pageland, South Carolina. This report summarizes the results of the assessment activities and our conclusions and recommendations.

If you have any questions regarding the contents of this report, or if you need additional information, please contact us at (803) 741-9000.

Sincerely,

Terracon Consultants, Inc.
UST Contractor Certification No. 246

P. Michael Hudgins

Jordan Floyd
Staff Geologist

P. Michael Hudgins, P.G.
Senior Hydrogeologist
S.C. Registration No. 1137

P. MICHAEL HUDGINS REGISTERED NO. 1137 SOUTH CAROLINA PROFESSIONAL GEOLOGIST

Attachment

cc: Tim Hunter/SCDOT

TABLE OF CONTENTS

SECTION **PAGE NO.**

Cover Letter

TABLE OF CONTENTS ..... **ii**

1.0 INTRODUCTION **1**
1.1 Site Description and History 1
1.2 Site Geology and Hydrogeology 2

2.0 GROUND WATER SAMPLING **4**
2.1 Setup and Methods 4
2.2 Significant Deviations 5
2.3 Assessment Results 6

3.0 CONCLUSIONS AND RECOMMENDATIONS **6**

FIGURES

1 Site Location Map
2 Site Map with Utilities
4 COC Concentration Map of the Upper Portion of the Shallow Aquifer
4A COC Concentration Map of the Lower Portion of the Shallow Aquifer
5 Potentiometric Surface Map of the Upper Portion of the Shallow Aquifer
5A Potentiometric Surface Map of the Lower Portion of the Shallow Aquifer

TABLES

2 Ground Water Monitoring Well Elevation Data
3 Ground Water Analytical Data – Petroleum Related Compounds
3A Ground Water Analytical Data – Oxygenates

APPENDICES

A Ground Water Sampling Logs and Laboratory Analytical Report
G Waste Disposal Manifest
K SCDHEC QAPP Contractors Checklist

Note: *Figure 3, Table 1, and select Appendices were omitted intentionally to adhere to the reporting format as required by the QAPP.*

1.0 INTRODUCTION

Terracon Consultants, Inc. (Terracon) has completed a comprehensive ground water sampling at the Eddies Pitt Stop site located in Pageland, South Carolina. The purpose of this assessment was to determine the current ground water quality conditions from a reported underground storage tank (UST) release at the site. The work was performed in accordance with the South Carolina Department of Health and Environmental Control (SCDHEC) Cost Agreement #63343 dated March 29, 2021, Terracon's Annual Contractor Quality Assurance Plan (ACQAP), and Site Specific Work Plan (SSWP) received by SCDHEC from Terracon in March of 2021. This report includes a description of the activities performed during this assessment, along with our current findings, conclusions and recommendations.

1.1 Site Description and History

The site is bound to the east by US Highway 601 and the Carolina Country Convenience Store (UST Permit # 02261) to the south by agricultural land; to the west by the remainder of the former Eddie's Pit Stop property; and to the north by residential land. A topographic map showing the site location is presented as Figure 1.

The site is composed of a vacant gas station. The property is owned by South Carolina Department of Transportation (SCDOT).

Carolina Country Convenience Store (UST Permit # 02261) currently operates an UST system located approximately 150 feet east from the former Eddie's UST basin across Highway 601. According to the SCDHEC database, the site has a reported release dated September 30, 2008 and a confirmed clean up date of November 6, 2008.

A water well survey was conducted as part of a previous assessment. Two irrigation or water supply wells (PW-1 and PW-2) were observed within a ½ mile radius of the site. PW-1 is an unused well on the subject site. PW-2 is used as an irrigation supply well located offsite on the adjacent residential property (Casper residence). The site and surrounding area is serviced drinking water from a municipal water supply system.

The site has been defined as the area of the former USTs, which is now located within the SCDOT right-of-way of Highway 601. The right-of-way and US Highway 601 were expanded in 2001 as part of road improvements in Chesterfield County. Eddies Pitt Stop convenience store/gas station previously operated one 750 gallon and one 2,000 gallon gasoline UST. These USTs were abandoned by removal in August 2002, and a release was reported with the UST closure in August 2002. Directives to conduct a Tier I and Tier II Assessments were issued by the SCDHEC in 2009 and 2012, respectively, which included installation of 22 shallow wells and 10 deep

monitoring wells. A summary of the well construction and water level data is presented on Table 2.

A total of five ground water assessments have been conducted between the years of 2012 and 2019. In 2015 and 2017 free phase product was detected in monitoring well MW-2. It appears the highest petroleum concentrations occur in the vicinity of the UST basin associated with UST# 18871. During the previous sampling events, elevated hydrocarbon levels were detected above RBSLs in four background monitoring wells. These detections may be associated with a potential separate release from the up gradient Carolina Convenience UST location (Permit #02261). The extent of the plume in the upper portion and lower portion of the shallow aquifer does not appear to be well defined in regards to ground water flow. It should be noted that in previous sampling events, trace amount of benzene have been detected in water supply well PW-2, and 1,2 DCA has been detected in PW-1.

Between the years of 2016 and 2018 three 8-hour AFVR and two 96-hour AFVR events were conducted on various of wells surrounding the UST basins. These events appear to have removed the presence of free phase product, but due to the lack of data from the 2019 sampling event on MW-2, this cannot be confirmed.

The SCDHEC issued a request for a SSWP for ground water sampling dated February 1, 2021, and a SSWP was prepared by Terracon and received by the SCDHEC on February 26, 2021. The SCDHEC issued a Notice to Proceed (NTP) on March 29, 2021. The following report provides the results of our assessment and our conclusion and recommendations.

1.2 Site Geology and Hydrogeology

The site is located within the Carolina Slate Belt terrain of the Lower Piedmont physiographic province. The Carolina Slate Belt province consists of weathered low grade metamorphic rocks consisting of mixed gneiss; intermediate and felsic volcanic rocks; tuffaceous epiclastic rocks; and mafic and felsic volcanic rocks.

Surficial soils at the site included sands, silty/clayey sands, sandy silt, and saprolite. A thick sequence of low permeability clayey and silty sand was encountered beneath the site to depths ranging from approximately 15 to 30 feet across the site. Below this unit, partially weathered rock as hard clayey silt (saprolite) was encountered at depths ranging from 60 to 65 feet across the site, where air rotary was required for drilling, to the investigated depth of 98 feet.

Ground water occurs within the shallow aquifer under unconfined conditions. The depth to ground water in the study area ranged from approximately 2.69 – 11.60 feet during this assessment.

2.0 GROUND WATER SAMPLING

2.1 Setup and Methods

Wells located in the center of Highway 601 were not sampled with this assessment, as specified in the groundwater sampling directive. These wells consist of five monitoring wells (MW-2, MW-3, MW-3D, MW-7, and MW-9) and two recovery wells (RW-1, RW-2).

Water levels were recorded on April 13, 2021. A summary of the water level data is presented on Table 2. Potentiometric surface maps of the upper and lower portions of the shallow aquifer are included as Figures 5 and 5A, respectively.

Ground water samples were collected from April 13 to April 15, 2021 from 24 monitoring wells and one water supply well (PW-1), as detailed in the SSWP. All monitoring wells were purged and sampled using the low-flow sampling method, as detailed in Terracon's QAPP. Purge water was collected in and disposed by TK Tank Services, Sumter, South Carolina. The disposal manifest is included in Appendix G.

Water supply well PW-1 is an open well without a pump. This well was treated as a purge well and was sampled via low-flow sampling techniques.

Three field blanks, two duplicates and two trip blanks were included with the groundwater samples. Additionally, a field blank, trip bank, and duplicate were submitted with the samples from water supply well PW-1.

Dissolved oxygen, specific conductance, pH, turbidity and temperature measurements were measured with calibrated field meters during purging and recorded on Ground Water Sampling Logs, included in Appendix A. A copy of the equipment calibration sheet is included with Appendix A.

The ground water samples and water supply well samples were placed in iced coolers and delivered along with chain of custody documentation to Access Analytical, of Irmo South Carolina for analysis. The samples were analyzed for the following analytes:

Analysis	Method
Benzene, Toluene, Ethylbenzene, Xylenes (BTEX) Methyl-tert-butyl-ether (MTBE) Naphthalene 1,2-dichloroethane (1,2-DCA) 8 Oxygenates	SW-846 8260B EPA 524.2
1,2-dibromoethane (EDB)	SW-846 8011 EPA 504.1

Ground water analytical results are included in Table 3 (Petroleum Compounds) and Table 3A (Petroleum-Related Compounds). A copy of the analytical report is included in Appendix A.

This assessment also included collection and analysis of ten quality assurance (QA) samples in accordance with the approved SSWP. No discrepancies were noted with these QA sample analyses. Ground Water Analytical Data (Petroleum Compounds and Petroleum Additives) is summarized in Table 3. A copy of the laboratory analytical report is included in Appendix B.

2.2 Significant Deviations

Significant deviations noted during this sampling event are listed below:

1. Monitoring well MW-4 was not sampled. MW-4 was gauged dry and had a 'hard tag' depth of 9.7ft. Inspection of Table 2 indicated this well is constructed to a depth of 49 feet and is believed to be silted-in. The well manhole appeared to be in-tact; thus, there are no obvious signs indicating the reason for the alteration. MW-4 is located within the apparent central, downgradient portion of the contaminant plume.

2. Monitoring wells MW-21 and MW-21D appeared to have been paved over as a part of recent re-paving at the convenience store and were not sampled.

The SCDHEC was notified of these discrepancies via email on April 15, 2021, during the sampling activities. No other significant deviations from the data collection activities were recorded.

Based on the exceedance of RBSLs in other wells sampled as part of this assessment, the objectives of this sampling event were met notwithstanding the absence of data from the monitoring wells not sampled.

2.3 Assessment Results

A summary of the ground water sampling results is provided below:

- Ground water occurs within the shallow aquifer under unconfined conditions. The depth to ground water in the study area ranges from approximately 2.69 feet below ground surface (bgs) to 11.6 feet bgs. Water levels recorded were at a historical high during the sampling events. A potentiometric surface map of the upper and lower portions of the shallow aquifer, based on water level measurements obtained from the monitoring wells, are included as Figures 5 and 5A. Inspection of these figures indicate that ground water flow is generally toward the west;

- Concentrations detected downgradient of the source area were above RBSLs in samples

collected from two wells (MW-8, and MW-14), indicating the ground water plume is not defined downgradient from the USTs. A COC concentration map of the upper portion of the shallow aquifer is included as Figure 4.

- The extent of impact in the lower portion of the shallow aquifer is not defined at the upgradient release (Permit #02261). Benzene was detected at concentrations above RBSLs in deep well 22D on the adjacent property.

- 1,2 DCA was detected in the sampled collected from deep well MW-18D. No concentrations of 1,2 DCA were detected in any other deep wells sampled. A benzene/naphthalene concentration map of the lower portion of the shallow aquifer is included as Figure 4A.

- No compounds were detected in the sample collected from water supply well PW-1.

3.0 CONCLUSIONS AND RECOMMENDATIONS

Petroleum hydrocarbon compounds were detected above RBSLs in ground water samples collected from shallow wells located in the vicinity and downgradient from of the USTs. These levels have decrease since the last sampling event and is most likely due to the historically high water table. The horizontal extent of the contaminants in the upper portion of the shallow aquifer downgradient from the former UST system is not defined by the monitoring well network.

Elevated hydrocarbon levels were detected above RBSLs in upgradient monitoring wells MW-10, MW-20, and MW-22. The elevated levels in these monitoring wells are suspected to be associated with a separate release from the upgradient UST system release (Permit #02261).

Terracon recommends the continual monitoring of the monitoring well network and once the water table has returned to normal conditions a series of 96-hour AFVR events to further reduce contaminant concentrations in the source area. Once the high concentrations of dissolved contaminants are reduced, this site may a candidate for monitored natural attenuation.

It would also be beneficial to gauge the monitoring/recovery wells located in the median of U.S. Highway 601 to verify the presence of free phase petroleum. Proper traffic control would be necessary to provide safe access to these wells during gauging.

Monitoring well MW-4 will need to be redeveloped. If the target depth of 49 ft. is not achieved during redevelopment this well may need to be replaced as it helps define the extent of the central, downgradient portion of the contaminant plume.

FIGURES

Figure 1 Site Location Map

Figure 2 Site Map with Utilities

Figure 4 COC Concentration Map of the Upper Portion of the Shallow Aquifer

Figure 4A COC Concentration Map of the Lower Portion of the Shallow Aquifer

Figure 5 Potentiometric Surface Map of the Upper Portion of the Shallow Aquifer

Figure 5A Potentiometric Surface Map of the Lower Portion of the Shallow Aquifer

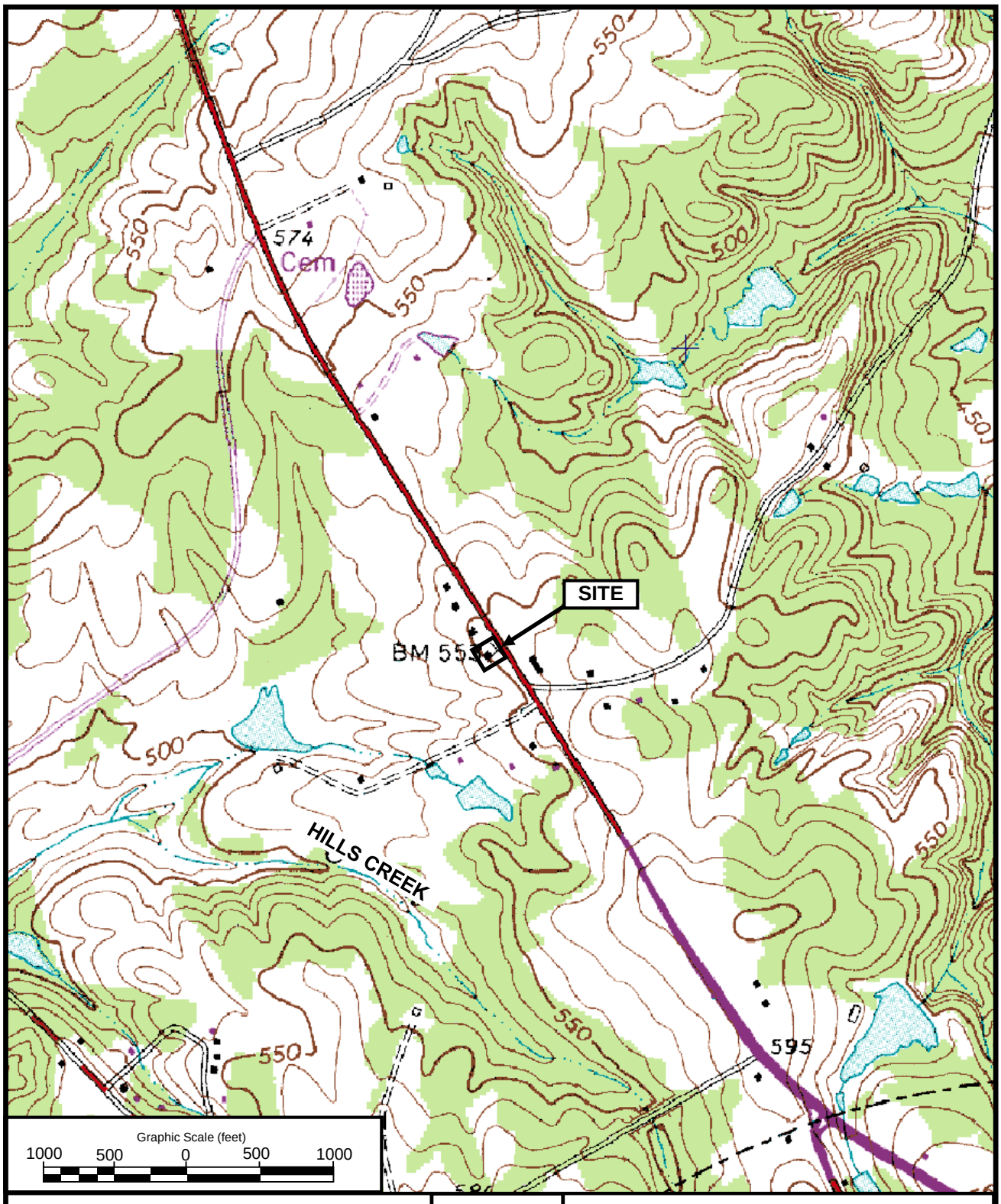

USGS TOPOGRAPHIC QUADRANGLE MAP
PAGELAND, SOUTH CAROLINA

DATE: 1993
SCALE: 1 INCH = 1000 FEET
PROJECT NO. 73098106

N

Terracon

SITE LOCATION MAP

EDDIE'S PITT STOP
ROUTE 2, US HIGHWAY 601 NORTH
PAGELAND, SOUTH CAROLINA

FIGURE 1: TOPOGRAPHIC MAP

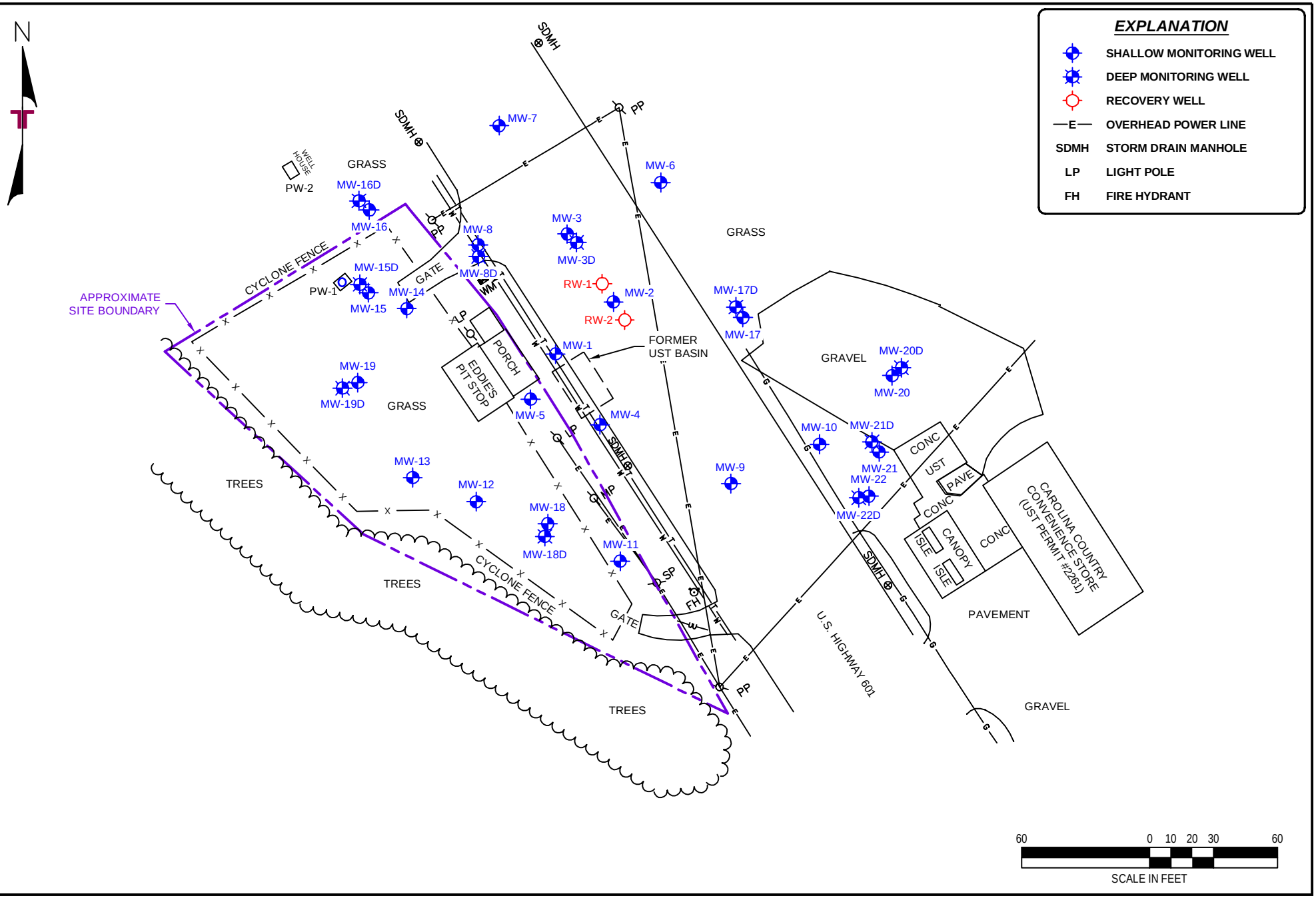

Project Mngr: RWN	Project No. 73098106	Terracon Consulting Engineers and Scientists	SITE MAP WITH UTILITIES
Drawn By: PTK	Scale: AS SHOWN	521 CLEMSON ROAD COLUMBIA, SC 29229	EDDIE'S PIT STOP - SCDOT
Checked By: RWN	File No. 73098106	PH. (803) 741-9000 FAX. (803) 741-9900	ROUTE 2, US HIGHWAY 601 NORTH
Approved By: PMH	Date: FEBRUARY 2016		PAGELAND, SOUTH CAROLINA
			UST PERMIT #18871

Figure 2

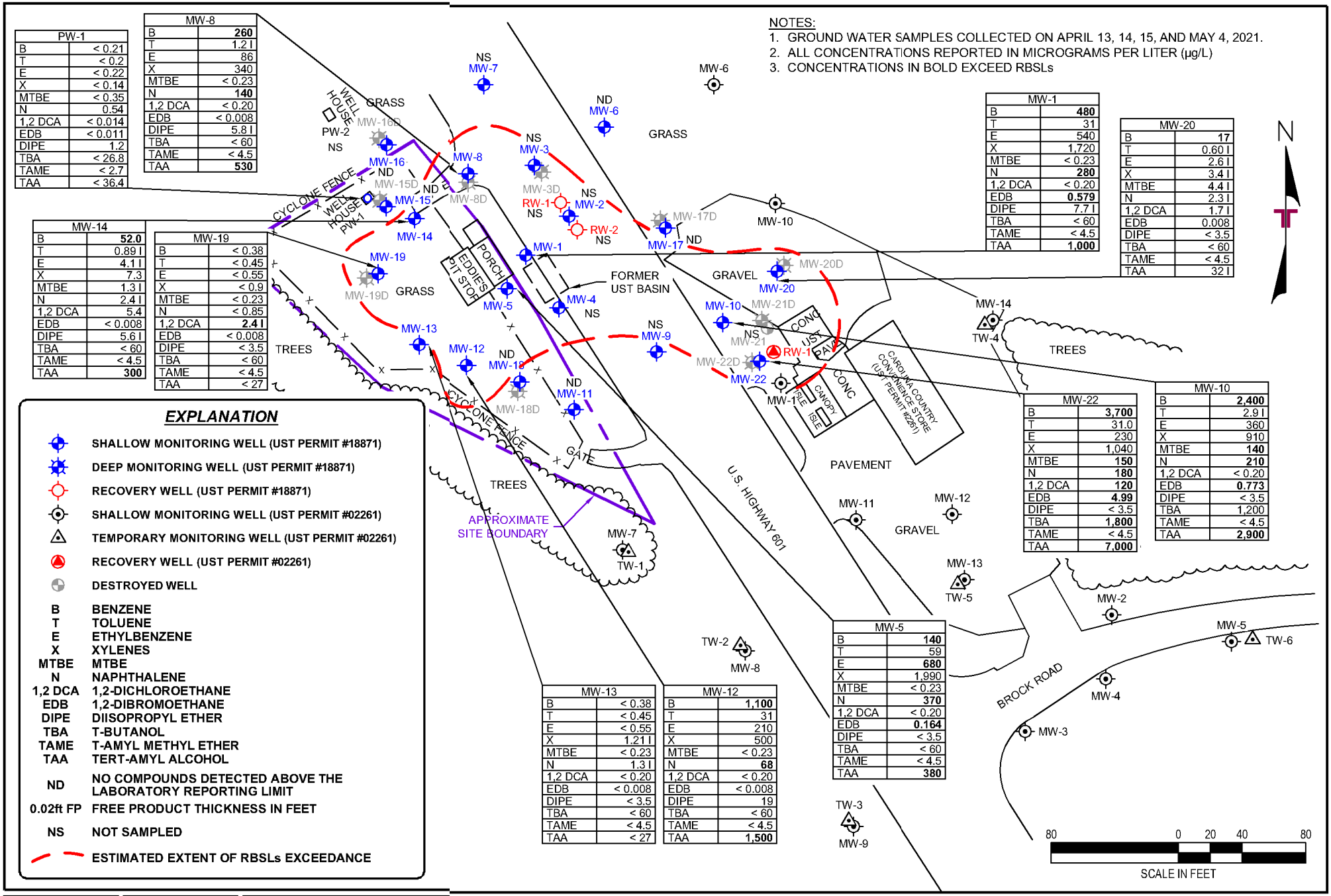

Project Mngr:	RWN
Drawn By:	PTK
Checked By:	RWN
Approved By:	PMH
Project No.	73098106
Scale:	AS SHOWN
File No.	73098106
Date:	MAY 2021

Terracon
Consulting Engineers and Scientists
521 CLEMSON ROAD COLUMBIA, SC 29229
PH. (803) 741-9000 FAX. (803) 741-9900

COC CONCENTRATION MAP OF THE UPPER PORTION OF THE SHALLOW AQUIFER

EDDIE'S PIT STOP - SCDOT
ROUTE 2, US HIGHWAY 601 NORTH
PAGELAND, SOUTH CAROLINA
UST PERMIT #18871

Figure 4

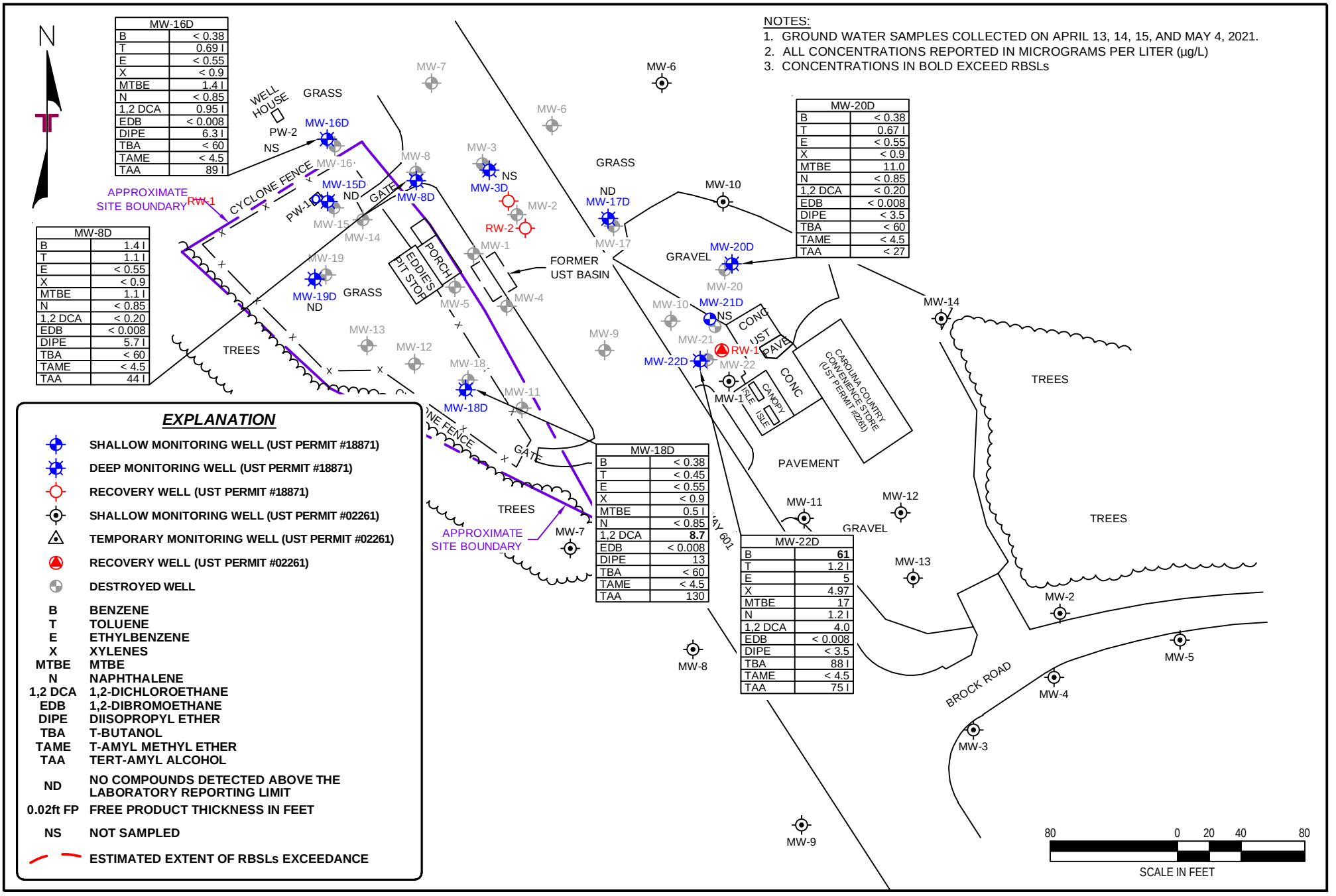

Project Mngr:	RWN
Drawn By:	PTK
Checked By:	RWN
Approved By:	PMH
Project No.	73098106
Scale:	AS SHOWN
File No.	73098106
Date:	MAY 2021

Terracon
Consulting Engineers and Scientists
521 CLEMSON ROAD COLUMBIA, SC 29229
PH. (803) 741-9000 FAX. (803) 741-9900

COC CONCENTRATION MAP OF THE LOWER PORTION OF THE SHALLOW AQUIFER

EDDIE'S PIT STOP - SCDOT
ROUTE 2, US HIGHWAY 601 NORTH
PAGELAND, SOUTH CAROLINA
UST PERMIT #18871

Figure 4A

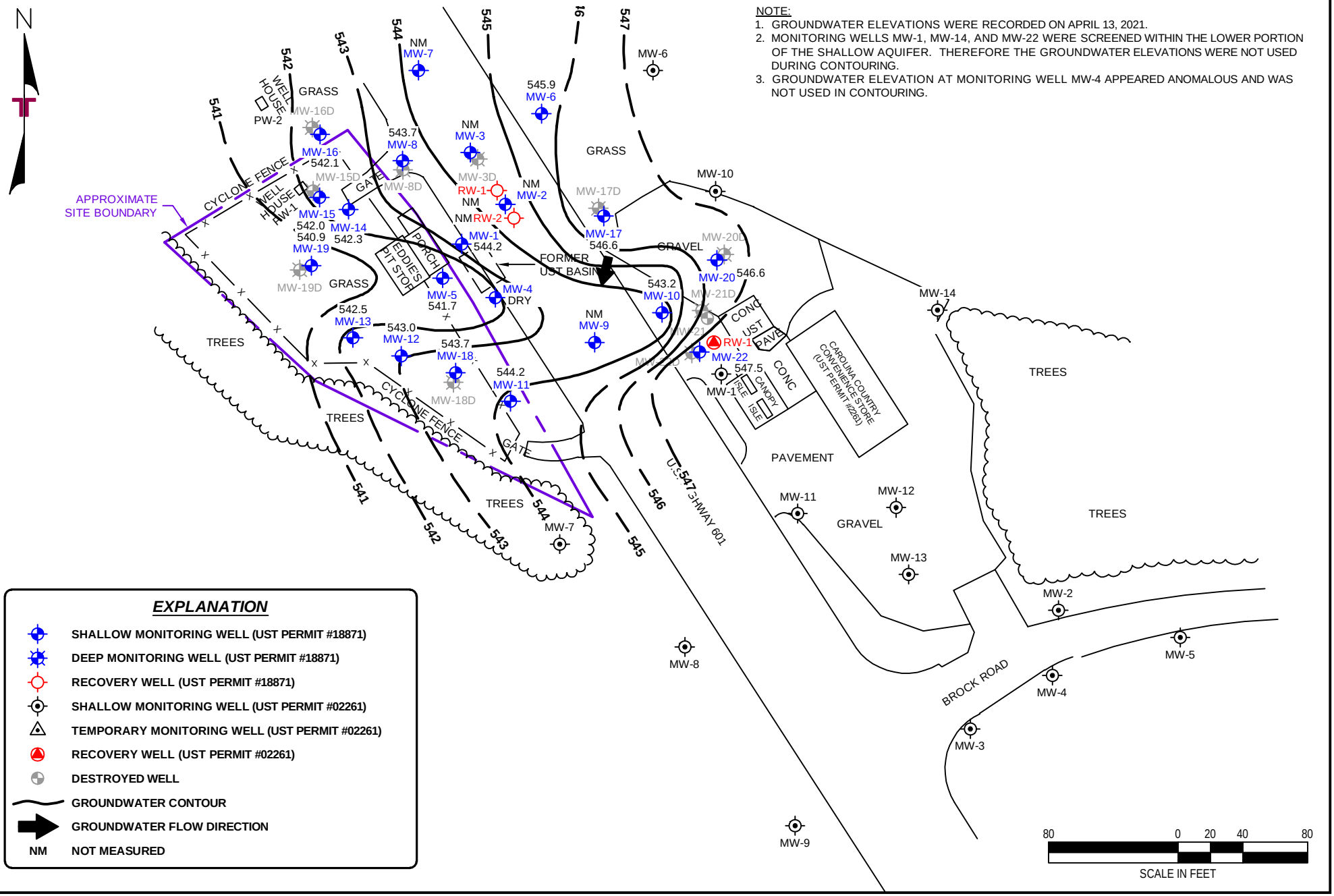

Project Mngr:	RWN
Drawn By:	PTK
Checked By:	RWN
Approved By:	PMH
Project No.	73098106
Scale:	AS SHOWN
File No.	73098106
Date:	MAY 2021

Terracon
Consulting Engineers and Scientists
521 CLEMSON ROAD COLUMBIA, SC 29229
PH. (803) 741-9000 FAX. (803) 741-9900

POTENTIOMETRIC SURFACE MAP OF THE UPPER PORTION OF THE SHALLOW AQUIFER

EDDIE'S PIT STOP - SCDOT
ROUTE 2, US HIGHWAY 601 NORTH
PAGELAND, SOUTH CAROLINA
UST PERMIT #18871

Figure 5

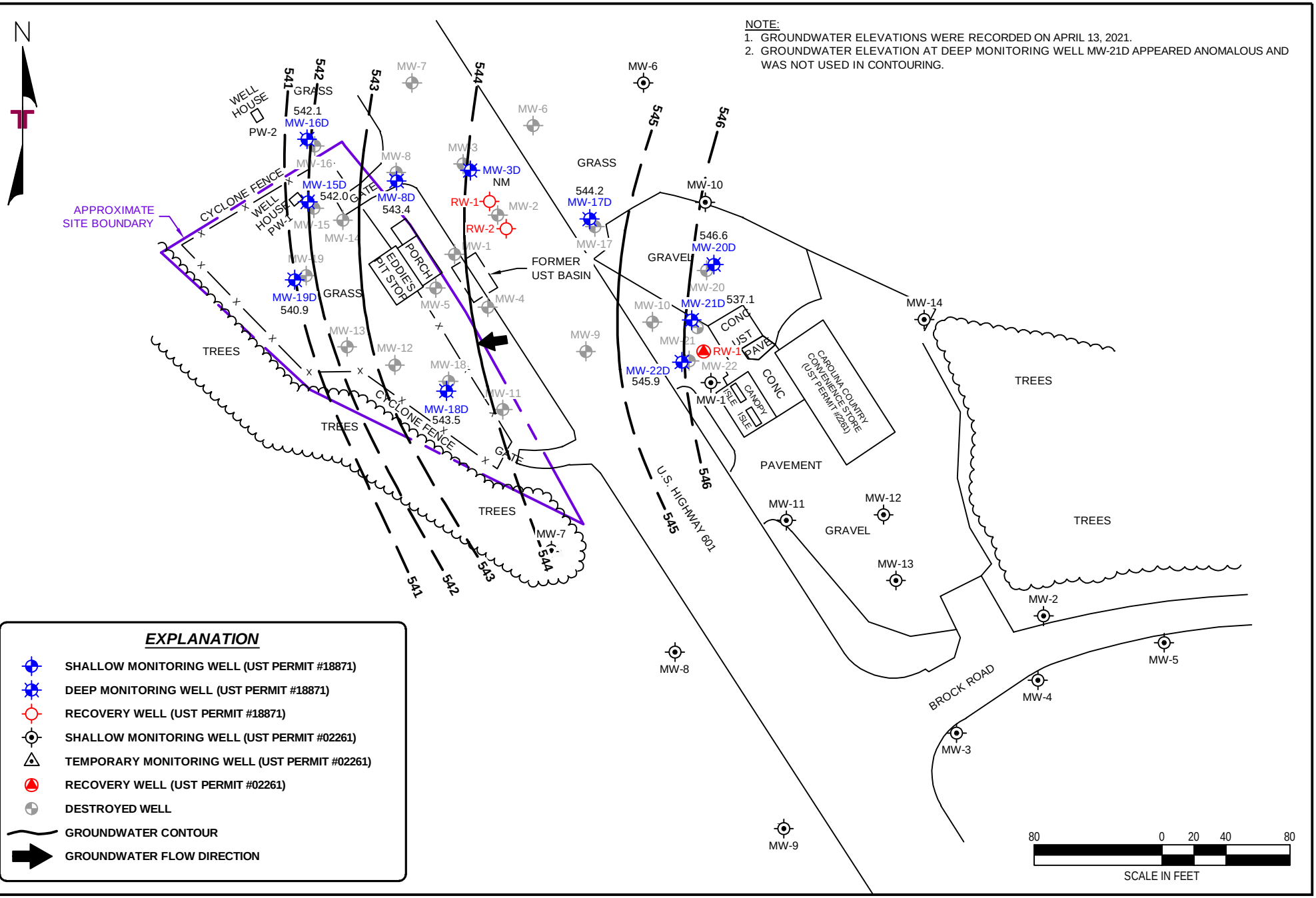

Project Mngr:	RWN
Drawn By:	PTK
Checked By:	RWN
Approved By:	PMH
Project No.	73098106
Scale:	AS SHOWN
File No.	73098106
Date:	MAY 2021

Terracon
Consulting Engineers and Scientists
521 CLEMSON ROAD COLUMBIA, SC 29229
PH. (803) 741-9000 FAX. (803) 741-9900

POTENTIOMETRIC SURFACE MAP OF THE LOWER PORTION OF THE SHALLOW AQUIFER

EDDIE'S PIT STOP - SCDOT
ROUTE 2, US HIGHWAY 601 NORTH
PAGELAND, SOUTH CAROLINA
UST PERMIT #18871

Figure 5A

TABLES

Table 2	Ground Water Monitoring Well Elevation Data
Table 3	Ground Water Analytical Data – Petroleum Related Compounds
Table 3A	Ground Water Analytical Data – Oxygenates

TABLE 2
GROUND WATER MONITORING WELL ELEVATION DATA

Eddies' Pit Stop - SCDOT
Route 2, US Hwy 601 N., Pageland, South Carolina
UST Permit # 18871
Terracon Project No. 73098106

WELL NUMBER	SAMPLE DATE	TOTAL WELL DEPTH (ft., bgs)	SCREENED INTERVAL (ft., bgs)	TOP OF CASING ELEVATION	DEPTH TO GROUND WATER	PRODUCT THICKNESS	GROUND WATER ELEVATION
MW-1	05/20/03	43	33- 43	298.85	35.70	--	263.15
	05/11/09				19.35	--	279.50
	09/08/11				36.70	--	262.15
	01/06/12				34.63	--	264.22
	03/27/12				26.21	--	272.64
	04/04/12			554.13	25.80	--	528.33
	07/18/12				31.00	--	523.13
	06/08/15				18.94	--	535.19
	03/08/17				16.51	--	537.62
	05/21/18				17.01	--	537.12
	09/18/19				26.45	--	527.68
	09/01/20				21.45	--	532.68
	04/13/21				9.90	--	544.23
MW-2	05/11/09	43	28-43	298.98	17.25	--	281.73
	07/07/11				25.85	--	273.13
	08/22/11				31.82	--	267.16
	09/08/11				33.10	--	265.88
	01/06/12				31.91	--	267.07
	03/27/12				23.25	--	275.73
	04/04/12			554.18	23.65	--	530.53
	07/18/12				27.52	--	526.66
	06/08/15				14.97	0.02	539.23
	03/08/17				12.99	0.03	541.21
	05/21/18				21.18	--	533.00
	09/17/19				Not Sampled		
	08/27/20				Not Sampled		
	04/13/21				Not Sampled		
MW-3	05/11/09	45	30-45	298.36	19.20	--	279.16
	09/08/11				36.28	--	262.08
	01/06/12				35.45	--	262.91
	03/27/12				31.74	--	266.62
	04/04/12			553.62	28.89	--	524.73
	07/18/12				30.10	--	523.52
	06/08/15				19.29	--	534.33
	03/08/17				13.46	--	540.16
	05/21/18				16.83	--	536.79
	09/17/19				Not Sampled		
	08/27/20				Not Sampled		
	04/13/21				Not Sampled		

TABLE 2
GROUND WATER MONITORING WELL ELEVATION DATA

Eddies' Pit Stop - SCDOT
Route 2, US Hwy 601 N., Pageland, South Carolina
UST Permit # 18871
Terracon Project No. 73098106

WELL NUMBER	SAMPLE DATE	TOTAL WELL DEPTH (ft., bgs)	SCREENED INTERVAL (ft., bgs)	TOP OF CASING ELEVATION	DEPTH TO GROUND WATER	PRODUCT THICKNESS	GROUND WATER ELEVATION
MW-3D	09/08/11	60	55-60	298.51	25.19*	--	273.32
	01/05/12				35.12	--	263.39
	03/27/12				28.90	--	269.61
	04/04/12			553.74	29.48	--	524.26
	07/18/12				30.50	--	523.24
	06/08/15				19.98	--	533.76
	05/21/18				17.80		535.94
	09/17/19				Not Sampled		
	08/27/20				Not Sampled		
	04/13/21				Not Sampled		
MW-4	05/11/09	49	34-49	299.29	20.16	--	279.13
	09/08/11				37.20	--	262.09
	01/06/12				35.79	--	263.50
	03/27/12				27.85	--	271.44
	04/04/12			554.56	27.90	--	526.66
	07/18/12				32.13	--	522.43
	06/08/15				19.95	--	534.61
	03/08/17				17.52	--	537.04
	05/21/18				18.17	--	536.39
	09/18/19				27.85	--	526.71
	09/01/20				21.21	--	533.35
	04/13/21				DRY@ 9.7 ft.	--	549.89
MW-5	08/09/10	25	15 - 25	296.16	17.35	--	278.81
	07/07/11				23.10	--	273.06
	08/22/11				24.92	--	271.24
	09/08/11				24.91	--	271.25
	01/06/12				24.36	--	271.80
	03/27/12				20.22	--	275.94
	04/04/12			551.42	19.79	--	531.63
	07/18/12				23.46	--	527.96
	06/08/15				13.53	--	537.89
	03/08/17				8.97	--	542.45
	05/21/18				15.37	--	536.05
	09/17/19				Not Sampled		
	09/22/20				18.31	--	533.11
	04/13/21				9.76	--	541.66

TABLE 2
GROUND WATER MONITORING WELL ELEVATION DATA

Eddies' Pit Stop - SCDOT
Route 2, US Hwy 601 N., Pageland, South Carolina
UST Permit # 18871
Terracon Project No. 73098106

WELL NUMBER	SAMPLE DATE	TOTAL WELL DEPTH (ft., bgs)	SCREENED INTERVAL (ft., bgs)	TOP OF CASING ELEVATION	DEPTH TO GROUND WATER	PRODUCT THICKNESS	GROUND WATER ELEVATION
MW-6	08/23/11	35	25-35	298.58	Dry	Dry	Dry
	08/30/11				30.30	--	268.28
	09/08/11				28.45	--	270.13
	01/06/12				24.43	--	274.15
	03/27/12				19.21	--	279.37
	04/04/12			553.79	18.05	--	535.74
	07/18/12				20.90	--	532.89
	06/08/15				13.95	--	539.84
	05/21/18				11.85	--	541.94
	09/17/19				20.43	--	533.36
	08/31/20				14.83	--	538.96
	04/13/21				7.93	--	545.86
MW-7	08/25/11	35	24-34	298.18	Dry	Dry	Dry
	08/30/11				Dry	Dry	Dry
	09/08/11				33.40	--	264.78
	01/06/12				32.39	--	265.79
	03/27/12				29.95	--	268.23
	04/04/12			553.42	28.02	--	525.40
	07/18/12				25.16	--	528.26
	06/08/15				13.06	--	540.36
	05/21/18				12.29	--	541.13
	09/17/19				Not Sampled		
	08/27/20				Not Sampled		
	04/13/21				Not Sampled		
MW-8	08/29/11	35	25-35	297.5	Dry	Dry	Dry
	09/08/11				Dry	Dry	Dry
	01/06/12				32.85	--	264.65
	03/27/12				27.32	--	270.18
	04/04/12			552.76	27.05	--	525.71
	07/18/12				28.91	--	523.85
	06/08/15				18.33	--	534.43
	03/08/17				17.56	--	535.20
	05/21/18				18.05	--	534.71
	09/18/19				19.74	--	533.02
	08/31/20				20.02	--	532.74
	04/13/21				9.07	--	543.69
MW-8D	09/08/11	60	55-60	297.35	25.35*	--	272.00
	01/05/12				34.24	--	263.11
	03/27/12				26.12	--	271.23
	04/04/12			552.53	26.07	--	526.46
	07/18/12				31.30	--	521.23
	06/08/15				18.93	--	533.60
	05/21/18				16.00	--	536.53
	09/18/19				26.12	--	526.41
	08/31/20				20.71	--	531.82
	04/13/21				9.10	--	543.43

TABLE 2
GROUND WATER MONITORING WELL ELEVATION DATA

Eddies' Pit Stop - SCDOT
Route 2, US Hwy 601 N., Pageland, South Carolina
UST Permit # 18871
Terracon Project No. 73098106

WELL NUMBER	SAMPLE DATE	TOTAL WELL DEPTH (ft., bgs)	SCREENED INTERVAL (ft., bgs)	TOP OF CASING ELEVATION	DEPTH TO GROUND WATER	PRODUCT THICKNESS	GROUND WATER ELEVATION
MW-9	08/26/11	35	24-34	299.74	Dry	Dry	Dry
	08/30/11				Dry	Dry	Dry
	09/08/11				33.93	--	265.81
	01/06/12				33.60	--	266.14
	03/27/12				30.65	--	269.09
	04/04/12			554.89	29.12	--	525.77
	07/18/12				29.89	--	525.00
	06/08/15				18.96	--	535.93
	05/21/18				20.91	--	533.98
	09/17/19				Not Sampled		
	08/27/20				Not Sampled		
	04/13/21				Not Sampled		
MW-10	08/27/11	35	25-35	299.54	Dry	Dry	Dry
	09/08/11				34.40	--	265.14
	01/06/12				34.50	--	265.04
	03/27/12				24.57	--	274.97
	04/04/12			554.79	24.79	--	530.00
	07/18/12				28.71	--	526.08
	06/08/15				15.82	--	538.97
	05/21/18				13.68	--	541.11
	09/18/19				24.41	--	530.38
	09/01/20				16.07	--	538.72
	04/13/21				11.60	--	543.19
MW-11	01/06/12	35	19.5-34.5	293.42	32.00	--	261.42
	03/27/12				21.35	--	272.07
	04/04/12			548.76	21.50	--	527.26
	07/18/12				26.40	--	522.36
	06/08/15				12.49	--	536.27
	05/22/18				13.85	--	534.91
	09/18/19				21.85	--	526.91
	09/01/20				14.21	--	534.55
	04/13/21				4.61	--	544.15
MW-12	01/06/12	35	20-35	290.46	26.05	--	264.41
	03/27/12				17.69	--	272.77
	04/04/12			545.68	21.50	--	524.18
	07/18/12				23.18	--	522.50
	06/08/15				7.47	--	538.21
	03/08/17				8.21	--	537.47
	05/21/18				9.89	--	535.79
	09/18/19				19.25	--	526.43
	09/01/20				10.99	--	534.69
	04/13/21				2.69	--	542.99

TABLE 2
GROUND WATER MONITORING WELL ELEVATION DATA

Eddies' Pit Stop - SCDOT
Route 2, US Hwy 601 N., Pageland, South Carolina
UST Permit # 18871
Terracon Project No. 73098106

WELL NUMBER	SAMPLE DATE	TOTAL WELL DEPTH (ft., bgs)	SCREENED INTERVAL (ft., bgs)	TOP OF CASING ELEVATION	DEPTH TO GROUND WATER	PRODUCT THICKNESS	GROUND WATER ELEVATION
MW-13	01/06/12	35	20-35	289.98	27.90	--	262.08
	03/27/12				17.45	--	272.53
	04/04/12			545.2	16.90	--	528.30
	07/18/12				22.32	--	522.88
	06/08/15				11.81	--	533.39
	05/22/18				9.52	--	535.68
	09/17/19				Not Sampled		
	09/22/20				10.25	--	534.95
	04/13/21				3.00	--	542.20
MW-14	01/06/12	35	20-35	291.24	30.72	--	260.52
	03/27/12				19.34	--	271.90
	04/04/12			546.48	20.76	--	525.72
	07/18/12				22.52	--	523.96
	06/08/15				13.71	--	532.77
	05/21/18				11.01	--	535.47
	09/18/19				20.41	--	526.07
	09/01/20				16.10	--	530.38
	04/13/21				4.19	--	542.29
MW-15	04/04/12	32	17-32	545.77	25.45	--	520.32
	07/18/12				23.52	--	522.25
	06/08/15				12.88	--	532.89
	05/21/18				10.59	--	535.18
	09/18/19				20.00	--	525.77
	08/31/20				15.88	--	529.89
	04/13/21				3.78	--	541.99
MW-15D	04/04/12	60	55-60	545.89	18.11	--	527.78
	07/18/12				23.86	--	522.03
	06/08/15				14.60	--	531.29
	05/21/18				10.00	--	535.89
	09/18/19				19.97	--	525.92
	08/31/20				14.68	--	531.21
	04/13/21				3.85	--	542.04
MW-16	04/04/12	32	17-32	546.47	19.02	--	527.45
	07/18/12				24.20	--	522.27
	06/08/15				13.50	--	532.97
	05/21/18				11.03	--	535.44
	09/18/19				20.15	--	526.32
	08/31/20				15.55	--	530.92
	04/13/21				4.36	--	542.11

TABLE 2
GROUND WATER MONITORING WELL ELEVATION DATA

Eddies' Pit Stop - SCDOT
Route 2, US Hwy 601 N., Pageland, South Carolina
UST Permit # 18871
Terracon Project No. 73098106

WELL NUMBER	SAMPLE DATE	TOTAL WELL DEPTH (ft., bgs)	SCREENED INTERVAL (ft., bgs)	TOP OF CASING ELEVATION	DEPTH TO GROUND WATER	PRODUCT THICKNESS	GROUND WATER ELEVATION
MW-16D	04/04/12	60	55-60	546.59	19.70	--	526.89
	07/18/12				24.47	--	522.12
	06/08/15				13.95	--	532.64
	05/21/18				11.00	--	535.59
	09/18/19				20.60	--	525.99
	08/31/20				14.85	--	531.74
	04/13/21				4.46	--	542.13
MW-17	04/04/12	35	20-35	554.33	20.39	--	533.94
	07/18/12				21.53	--	532.80
	06/08/15				12.58	--	541.75
	05/21/18				11.53	--	542.80
	09/17/19				19.70	--	534.63
	08/31/20				14.56	--	539.77
	04/13/21				7.78	--	546.55
MW-17D	04/04/12	60	55-60	554.3	27.54	--	526.76
	07/18/12				31.37	--	522.93
	06/08/15				19.50	--	534.80
	05/21/18				18.10	--	536.20
	09/17/19				27.08	--	527.22
	08/31/20				19.04	--	535.26
	04/13/21				10.09	--	544.21
MW-18	04/04/12	32	17-32	546.56	19.65	--	526.91
	07/18/12				23.90	--	522.66
	06/08/15				14.38	--	532.18
	05/21/18				10.00	--	536.56
	09/18/19				19.80	--	526.76
	08/31/20				14.56	--	532.00
	04/13/21				2.88	--	543.68
MW-18D	04/04/12	60	55-60	546.27	19.17	--	527.10
	07/18/12				23.17	--	523.10
	06/08/15				12.26	--	534.01
	05/21/18				10.00	--	536.27
	09/18/19				19.75	--	526.52
	08/31/20				14.48	--	531.79
	04/13/21				2.75	--	543.52
MW-19	04/04/12	32	17.5-27.5	544.53	18.50	--	526.03
	07/18/12				22.53	--	522.00
	06/08/15				12.88	--	531.65
	05/21/18				10.18	--	534.35
	09/18/19				19.48	--	525.05
	08/31/20				14.90	--	529.63
	04/13/21				3.68	--	540.85

TABLE 2
GROUND WATER MONITORING WELL ELEVATION DATA

Eddies' Pit Stop - SCDOT
Route 2, US Hwy 601 N., Pageland, South Carolina
UST Permit # 18871
Terracon Project No. 73098106

WELL NUMBER	SAMPLE DATE	TOTAL WELL DEPTH (ft., bgs)	SCREENED INTERVAL (ft., bgs)	TOP OF CASING ELEVATION	DEPTH TO GROUND WATER	PRODUCT THICKNESS	GROUND WATER ELEVATION
MW-19D	04/04/12	60	55-60	544.11	16.20	--	527.91
	07/18/12				22.41	--	521.70
	06/08/15				12.41	--	531.70
	05/21/18				10.00	--	534.11
	09/18/19				19.16	--	524.95
	08/31/20				14.89	--	529.22
	04/13/21				3.26	--	540.85
MW-20	07/18/12	35	25-35	556.55	27.02	--	529.53
	06/08/15				15.63	--	540.92
	05/21/18				15.92	--	540.63
	09/17/19				25.39	--	531.16
	08/31/20				20.31	--	536.24
	04/13/21				9.92	--	546.63
MW-20D	07/18/12	60	55-60	556.66	33.31	--	523.35
	06/08/15				18.86	--	537.80
	05/21/18				17.00	--	539.66
	09/17/19				26.85	--	529.81
	08/31/20				22.63	--	534.03
	04/13/21				10.11	--	546.55
MW-21	07/18/12	35	25-35	555.73	24.72	--	531.01
	06/08/15				16.04	--	539.69
	05/21/18				DESTROYED		
MW-21D	07/18/12	60	55-60	555.75	32.83	--	522.92
	06/08/15				14.09	--	541.66
	05/21/18				17.62	--	538.13
	09/17/19				26.59	--	529.16
	08/31/20				18.61	--	537.14
	04/13/21				DESTROYED		
MW-22	07/18/12	35	25-35	555.29	31.34	--	523.95
	06/08/15				18.11	--	537.18
	05/21/18				16.33	--	538.96
	09/18/19				24.90	--	530.39
	08/31/20				19.89	--	535.40
	04/13/21				7.80	--	547.49

TABLE 2
GROUND WATER MONITORING WELL ELEVATION DATA

Eddies' Pit Stop - SCDOT
Route 2, US Hwy 601 N., Pageland, South Carolina
UST Permit # 18871
Terracon Project No. 73098106

WELL NUMBER	SAMPLE DATE	TOTAL WELL DEPTH (ft., bgs)	SCREENED INTERVAL (ft., bgs)	TOP OF CASING ELEVATION	DEPTH TO GROUND WATER	PRODUCT THICKNESS	GROUND WATER ELEVATION
MW-22D	07/18/12	60	55-60	554.98	32.23	--	522.75
	06/08/15				19.10	--	535.88
	05/21/18				15.76	--	539.22
	09/17/19				26.64	--	528.34
	08/31/20				21.10	--	533.88
	04/13/21				9.12	--	545.86
RW-1	06/02/16	25	10-25	553.32	12.25	--	541.07
	03/08/17				12.26	--	541.06
	05/21/18				12.22	--	541.10
	09/17/19				Not Sampled		
	08/27/20				Not Sampled		
	04/13/21				Not Sampled		
RW-2	06/02/16	25	10-25	553.57	10.97	--	542.60
	03/08/17				11.93	--	541.64
	05/21/18				11.75	--	541.82
	09/17/19				Not Sampled		
	08/27/20				Not Sampled		
	04/13/24				Not Sampled		

Notes:
1) Top of casing elevations surveyed by Terracon personnel
2) Well numbers in boldface type indicate wells gauged/sampled for this monitoring event

TABLE 3
GROUND WATER MONITORING WELL ANALYTICAL DATA
Petroleum Compounds

Eddies' Pit Stop - SCDOT
Route 2, US Hwy 601 N., Pageland, South Carolina
UST Permit # 18871
Terracon Project No. 73098106

WELL NUMBER	SAMPLE DATE	BENZENE (µg/L)	TOLUENE (µg/L)	ETHYL-BENZENE (µg/L)	XYLENES (µg/L)	MTBE (µg/L)	NAPHTH-ALENE (µg/L)	1,2 DCA (µg/L)	EDB (µg/L)	Total Lead (µg/L)
RBSLs	--	*5*	*1,000*	*700*	*10,000*	*40*	*25*	*5.0*	*0.05*	*15*
MW-1	05/11/09	**3,250**	265	**1,580**	5,160	< 3.89	**841**	NA	**1.66**	12 *B*
	01/06/12	**3,020**	722	**1,080**	7,510	< 4.20	**773**	**57.5**	**2.91**	< 2.8
	04/05/12	**2,740**	378	**1,940**	9,660	< 3.36	**1,122**	**73.7**	**0.68**	< 2.8
	07/19/12	**2,520**	295	**1,280**	5,710	< 1.21	**663**	**60.9**	**0.986**	< 2.8
	06/11/15	**1,040**	148	**1,200**	4,180	< 0.180	**960**	**34.4**	**2.94**	NA
	03/08/17	0.72 J	< 0.30	< 0.36	< 0.72	< 0.23	< 1.0	< 0.31	0.017	NA
	05/22/18	**1,420**	121	**1,110**	3,930	< 4.6	**625**	**32.1**	**5.7**	NA
	09/19/19	**1,030**	35	241	761	< 2.3	**65.8**	**25.8**	**3.7**	NA
	09/01/20	**1,500**	110	1,400	4,500	< 0.37	**790**	**23.0**	**1.5**	NA
	04/14/21	**480**	31	540	1,720	< 0.23	**280**	< 0.2	**0.579**	NA
MW-2	05/11/09	**2,290**	73.6	699	2,140	< 1.94	**186**	NA	**0.385**	3.3
	01/06/12	**4,210**	262	**1,390**	6,280	< 3.36	**968**	**113**	**1.02**	< 2.8
	04/05/12	**2,740**	378	**1,940**	9,660	< 3.36	**1,120**	**73.7**	**0.682**	< 2.8
	07/17/12	**3,940**	146	**1,100**	4,250	< 1.51	**604**	**122**	**0.210**	1.1J
	06/08/15	**0.02ft. OF FREE PRODUCT**								
	03/08/17	**0.03ft. OF FREE PRODUCT**								
	05/22/18	**3,030**	105	394	3,880	< 11	**805**	**68.5**	**3.8**	NA
	09/17/19	**NOT SAMPLED**								
	08/31/20	**NOT SAMPLED**								
	04/13/21	**NOT SAMPLED**								
MW-2 DUP	05/22/18	**2,900**	113	390	3,830	< 11	**818**	**63.5**	**3.9**	NA
MW-3	05/11/09	**290**	63.5	154	217	< 0.194	**39.6**	NA	< 0.0035	**27**
	01/06/12	**138**	< 0.155	47.2	40.9	< 0.168	**105**	< 0.242	< 0.0032	< 2.8
	04/05/12	**148**	1.16	40.7	< 0.176	< 0.084	**73**	< 0.121	< 0.0029	13.0 J
	07/17/12	**91.6**	0.408J	48.9	5.71	< 0.06	**74.6**	1.26	< 0.0029	< 0.28
	06/09/15	**88.7**	< 0.140	32.7	1.98	< 0.180	**59.1**	< 0.180	< 0.00626	NA
	03/08/17	**NOT SAMPLED**								
	05/22/18	1.4	< 0.30	< 0.36	< 0.72	< 0.23	< 1.0	< 0.31	< 0.0091	NA
	09/17/19	**NOT SAMPLED**								
	08/31/20	**NOT SAMPLED**								
	04/13/21	**NOT SAMPLED**								
MW-3D	01/05/12	**165**	< 0.388	42.3	20.1	< 0.42	**56.7**	**23.7**	< 0.0032	**65**
	04/05/12	**405**	10.7	115	83.3	< 0.42	**73**	**28**	< 0.0029	**64**
	07/17/12	**248**	4.08J	71.9	43.6	< 0.302	**51.2**	**24.3**	< 0.0029	5.3
	06/09/15	**10.1**	< 0.140	1.23	1.03	< 0.180	2.78	**13.1**	< 0.00619	NA
	05/22/18	1.5	< 0.30	0.51 J	< 0.72	< 0.23	< 1.0	**27.3**	< 0.0094	NA
	09/17/19	**NOT SAMPLED**								
	08/31/20	**NOT SAMPLED**								
	04/13/21	**NOT SAMPLED**								
MW-4	05/11/09	**75.8**	< 0.082	14	200	1.16	16.7	NA	0.042	14 B
	01/06/12	**324**	< 0.155	32.6	437	< 0.168	**126**	< 0.242	0.077	< 2.8
	04/05/12	**98.3**	< 0.078	26.6	71.6	< 0.084	**94.4**	< 0.121	< 1.11	6.6 J
	07/18/12	**263**	< 0.254	83.7	361	< 0.121	**146**	4.97	0.033	< 2.8
	06/11/15	**27.2**	3.03	148	637	< 0.180	**180**	< 0.180	0.0314	NA
	03/08/17	**45.4**	8.70	273	1,150	< 0.57	**193**	0.91 J	**0.13**	NA
	05/22/18	**47.4**	7.0	214	823	< 0.23	**202**	0.77 J	**0.088**	NA
	09/19/19	**72.6**	1.6 J	144	516	< 0.57	**153**	1.8 J	**0.110**	NA
	09/01/20	**34.0**	7.3	230	770	< 0.37	**220**	< 0.42	**0.053**	NA
	04/14/21	**WELL BLOCKED**								

TABLE 3
GROUND WATER MONITORING WELL ANALYTICAL DATA
Petroleum Compounds

Eddies' Pit Stop - SCDOT
Route 2, US Hwy 601 N., Pageland, South Carolina
UST Permit # 18871
Terracon Project No. 73098106

WELL NUMBER	SAMPLE DATE	BENZENE (µg/L)	TOLUENE (µg/L)	ETHYL-BENZENE (µg/L)	XYLENES (µg/L)	MTBE (µg/L)	NAPHTH-ALENE (µg/L)	1,2 DCA (µg/L)	EDB (µg/L)	Total Lead (µg/L)
RBSLs	--	*5*	*1,000*	*700*	*10,000*	*40*	*25*	*5.0*	*0.05*	*15*
MW-4 Dup	06/11/15	**33.1**	3.67	146	771	< 0.180	**187**	< 0.180	0.0259	NA
	03/08/17	**45.5**	8.9	273	1,200	< 0.57	**191**	0.96 J	**0.13**	NA
	09/19/19	**71.4**	1.5 J	143	514	< 0.57	**152**	1.5 J	**0.12**	NA
	09/01/20	**34.0**	7.4	230	770	< 0.37	**210**	< 0.42	0.04	NA
MW-5	08/09/10	**166**	44.4	539	1,070	< 0.517	**307**	NA	**0.269**	3.4 B
	01/06/12	**125**	25.7	630	1,260	< 0.839	**334**	< 1.21	< 0.0032	< 2.8
	04/05/12	**93.7**	26.6	497	943	< 0.839	**242**	< 1.21	< 0.0029	< 2.8
	07/19/12	**70.6**	12.9	214	388	< 0.121	**154**	< 0.238	< 0.0029	< 2.8
	06/11/15	**141**	53.0	**966**	2,480	< 0.180	**1,180**	< 0.180	**0.317**	NA
	03/08/17	**219**	197	**736**	2,340	< 1.1	**414**	3.0 J	**0.47**	NA
	05/22/18	**684**	48	274	2,130	< 2.3	**298**	**22**	**1.7**	NA
	09/17/19	**NOT SAMPLED**								
	09/22/20	**650**	**790**	**1,400**	6,800	< 0.37	**670**	**9.8**	**2.19**	NA
	04/14/21	**140**	59	**680**	1,990	< 0.23	**370**	< 0.20	**0.164**	NA
MW-6	01/06/12	< 0.049	< 0.078	< 0.18	1.37 J	< 0.084	6.42	< 0.121	< 0.0032	4.5 J
	04/05/12	< 0.049	< 0.078	< 0.18	< 0.176	< 0.084	6.49	< 0.121	< 0.0029	< 2.8
	07/18/12	< 0.099	< 0.127	< 0.119	< 0.384	< 0.06	7.11	< 0.119	< 0.0029	< 2.8
	06/08/15	< 0.160	< 0.140	< 0.190	< 0.200	< 0.180	< 0.220	< 0.180	< 0.00627	NA
	05/21/18	< 0.31	< 0.30	< 0.36	< 0.72	< 0.23	< 1.0	< 0.31	< 0.0093	NA
	09/17/19	< 0.31	< 0.30	< 0.36	< 0.72	< 0.23	< 1.0	< 0.31	< 0.0095	NA
	08/31/20	< 0.39	< 0.31	< 0.38	< 0.78	< 0.37	< 0.67	< 0.42	< 0.008	NA
	04/13/21	< 0.38	< 0.45	< 0.55	< 0.9	< 0.23	< 0.85	< 0.20	< 0.008	NA
MW-7	01/06/12	< 0.049	< 0.078	< 0.18	< 0.123	< 0.084	< 0.175	< 0.121	< 0.0032	**22.0**
	04/05/12	< 0.049	< 0.078	< 0.18	< 0.176	< 0.084	3.46 J	< 0.121	< 0.0029	12 J
	07/17/12	< 0.099	< 0.127	< 0.119	< 0.384	< 0.06	< 0.065	< 0.0029	< 0.119	< 0.28
	06/09/15	1.01	< 0.140	< 0.190	< 0.200	< 0.180	< 0.220	< 0.180	< 0.00612	NA
	05/22/18	< 0.31	< 0.30	< 0.36	< 0.72	< 0.23	< 1.0	< 0.31	< 0.0092	NA
	09/17/19	**NOT SAMPLED**								
	08/31/20	**NOT SAMPLED**								
	04/13/21	**NOT SAMPLED**								
MW-8	01/06/12	**970**	31.6	262	450	< 0.839	**91.1**	< 1.21	< 0.0032	< 2.8
	04/05/12	**1,000**	86.4	828	2,420	< 1.68	**389**	**8.66 J**	< 0.0029	3.8 J
	07/19/12	**1,040**	117	962	3,060	< 0.604	**450**	**7.11 J**	< 0.0029	< 2.8
	06/12/15	**567**	25.7	689	909	< 0.180	**368**	< 0.180	0.0138	NA
	03/08/17	**476**	25.5	654	1,820	< 2.3	**503**	4.6 J	0.042	NA
	05/22/18	**658**	10.7	**835**	1,330	< 2.3	**527**	< 3.1	0.024	NA
	09/18/19	**605**	9 J	**1,230**	1,460	< 2.3	**609**	< 3.1	< 0.0096	NA
	08/31/20	**780**	2.7	**720**	466	< 0.37	**240**	< 0.42	< 0.008	NA
	04/14/21	**260**	1.2 I	86	340	< 0.23	**140**	< 0.2	< 0.008	NA
MW-8D	01/05/12	< 0.049	< 0.078	< 0.18	< 0.123	< 0.084	5.21	1.34	< 0.0032	11.0
	04/05/12	< 0.049	< 0.078	< 0.18	< 0.176	< 0.084	< 0.175	< 0.121	< 0.0029	**27.0**
	07/19/12	< 0.099	< 0.127	1.48	4.59	< 0.06	5.24	< 0.119	< 0.0029	< 2.8
	06/10/15	2.65	< 0.140	< 0.190	< 0.200	< 0.180	< 0.220	2.28	< 0.00632	NA
	05/22/18	< 0.31	< 0.30	< 0.36	< 0.72	< 0.23	< 1.0	< 0.31	0.012	NA
	09/19/19	< 0.31	< 0.30	< 0.36	< 0.72	0.62 J	< 1.0	0.76 J	< 0.0095	NA
	08/31/20	< 0.39	< 0.31	< 0.38	< 0.78	< 0.37	< 0.67	< 0.42	< 0.008	NA
	04/14/21	1.4 I	1.1 I	< 0.55	< 0.9	1.1 I	< 0.85	< 0.2	< 0.008	NA

TABLE 3
GROUND WATER MONITORING WELL ANALYTICAL DATA
Petroleum Compounds

Eddies' Pit Stop - SCDOT
Route 2, US Hwy 601 N., Pageland, South Carolina
UST Permit # 18871
Terracon Project No. 73098106

WELL NUMBER	SAMPLE DATE	BENZENE (µg/L)	TOLUENE (µg/L)	ETHYL-BENZENE (µg/L)	XYLENES (µg/L)	MTBE (µg/L)	NAPHTH-ALENE (µg/L)	1,2 DCA (µg/L)	EDB (µg/L)	Total Lead (µg/L)
RBSLs	--	*5*	*1,000*	*700*	*10,000*	*40*	*25*	*5.0*	*0.05*	*15*
MW-9	01/06/12	< 0.049	< 0.078	< 0.18	< 0.123	< 0.084	< 0.175	< 0.121	< 0.0032	0.03
	04/05/12	< 0.049	< 0.078	< 0.18	< 0.176	< 0.084	< 0.175	< 0.12	< 0.0029	< 2.8
	07/17/12	< 0.099	< 0.127	< 0.119	< 0.384	< 0.06	< 0.065	< 0.119	< 0.0029	< 0.28
	06/09/15	1.23	< 0.140	< 0.190	< 0.200	2.77	< 0.220	0.490	0.0115	NA
	05/22/18	0.42 J	< 0.30	< 0.36	< 0.72	2.60	1.5 J	0.60 J	< 0.0093	NA
	09/17/19	**NOT SAMPLED**								
	08/31/20	**NOT SAMPLED**								
	04/13/21	**NOT SAMPLED**								
MW-10	01/06/12	**26.3**	< 0.078	11.4	21.8	**48.4**	5.34	< 0.121	0.015	< 2.8
	04/05/12	**2,150**	< 3.1	194	933	**259**	**263**	**57.5**	**0.268**	< 2.8
	07/18/12	**2,680**	< 3.18	148	1,150	**276**	**200**	**68.3**	**0.1**	< 2.8
	06/15/15	**1,820**	6.93	635	1,700	**200**	**382**	**48.2**	**2.13**	NA
	05/21/18	**2,640**	< 15	**756**	1,780	**169**	**327**	**45.9 J**	**1.4**	NA
	09/18/19	**2,640**	< 15	**733**	1,810	< 11	**388**	**41.6 J**	**1**	NA
	09/01/20	**3,200**	7.4	**960**	2,190	130	**440**	**34**	**1.11**	NA
	04/13/21	**2,400**	2.9 I	360	910	140	**210**	< 0.2	**0.773**	NA
MW-11	01/06/12	< 0.049	< 0.078	< 0.18	< 0.123	< 0.084	< 0.175	< 0.121	< 0.0032	< 2.8
	04/05/12	< 0.049	< 0.078	< 0.18	< 0.176	< 0.084	< 0.175	< 0.121	< 0.0029	< 2.8
	07/18/12	< 0.099	< 0.127	< 0.119	< 0.384	< 0.06	2.15 J	< 0.119	< 0.0029	< 2.8
	06/09/15	< 0.160	< 0.140	< 0.190	< 0.200	< 0.180	< 0.220	< 0.180	< 0.00630	NA
	05/22/18	< 0.31	< 0.30	< 0.36	< 0.72	< 0.23	< 1.0	< 0.31	< 0.0093	NA
	09/18/19	< 0.31	< 0.30	< 0.36	< 0.72	< 0.23	< 1.0	< 0.31	< 0.0096	NA
	09/01/20	< 0.39	< 0.31	< 0.38	< 0.78	< 0.37	< 0.67	< 0.42	0.024	NA
	05/14/21	< 0.38	< 0.45	< 0.55	< 0.9	< 0.23	< 0.85	< 0.20	< 0.008	NA
MW-12	01/06/12	**3,140**	< 3.10	89.5	247	< 3.36	**465**	< 4.84	< 0.0032	< 2.8
	04/05/12	**2,980**	221	485	1,980	< 3.36	**204**	**33.6 J**	< 0.0029	< 2.8
	07/20/12	**5,580**	457	**1,150**	4,040	< 3.02	**460**	**39.4 J**	< 0.0029	< 2.8
	06/11/15	**4,540**	182	574	2,080	< 0.180	**450**	**35.0**	< 0.00610	NA
	03/08/17	**5,550**	348	522	3,390	< 23	**233 J**	**45.6 J**	0.031	NA
	05/22/18	**5,010**	193	**803**	2,800	< 23	**448 J**	**36.5 J**	0.011 J	NA
	09/19/19	**4,510**	96	**805**	1,600	< 11	**303**	**25.6 J**	< 0.0094	NA
	09/01/20	**1,400**	19	350	480	< 0.37	**190**	**11.0**	< 0.008	NA
	04/15/21	**1,100**	31	210	500	< 0.23	**68**	< 0.20	< 0.008	NA
MW-12 DUP	05/22/18	**5,050**	193	**802**	2810	< 23	**460 J**	**34.6 J**	0.013 J	NA
	09/19/19	**4,480**	97	**802**	1590	< 11	**303**	**27.0 J**	< 0.0095	NA
	09/01/20	**1,400**	21	360	520	< 0.37	**200**	**15**	< 0.008	NA
	04/15/21	**1,100**	32	210	520	< 0.23	**140**	< 0.2	< 0.008	NA
MW-13	01/06/12	**56**	< 0.388	< 0.9	4.56 J	< 0.42	**33.5**	10.7	< 0.0032	4.1 J
	04/05/12	< 0.049	< 0.078	< 0.18	< 0.176	< 0.084	< 0.175	1.34	< 0.0029	< 2.8
	07/20/12	0.584 J	< 0.127	0.522 J	10.2	< 0.06	4.14 J	< 0.119	< 0.0029	< 2.8
	06/08/15	**Not Sampled - Well Blocked**								
	05/22/18	< 0.31	< 0.30	< 0.36	< 0.72	< 0.23	< 1.0	< 0.31	< 0.0093	NA
	09/17/19	**Not Samples - Well Blocked**								
	09/22/20	< 0.39	< 0.31	< 0.38	< 1.15	< 0.37	< 0.67	< 0.42	< 0.008	NA
	04/15/21	< 0.38	< 0.45	< 0.55	1.21 I	< 0.23	1.3 I	< 0.2	< 0.008	NA

TABLE 3
GROUND WATER MONITORING WELL ANALYTICAL DATA
Petroleum Compounds

Eddies' Pit Stop - SCDOT
Route 2, US Hwy 601 N., Pageland, South Carolina
UST Permit # 18871
Terracon Project No. 73098106

WELL NUMBER	SAMPLE DATE	BENZENE (µg/L)	TOLUENE (µg/L)	ETHYL-BENZENE (µg/L)	XYLENES (µg/L)	MTBE (µg/L)	NAPHTH-ALENE (µg/L)	1,2 DCA (µg/L)	EDB (µg/L)	Total Lead (µg/L)
RBSLs	--	*5*	*1,000*	*700*	*10,000*	*40*	*25*	*5.0*	*0.05*	*15*
MW-14	01/06/12	**5.73**	7.77	< 0.18	< 0.123	< 0.084	5.57	1.74	< 0.0032	**25.0**
	04/05/12	< 0.049	< 0.078	< 0.18	< 0.176	< 0.084	< 0.175	< 0.121	< 0.0029	< 2.8
	07/19/12	< 0.099	< 0.127	< 0.119	< 0.384	< 0.06	< 0.065	< 0.119	< 0.0029	< 2.8
	06/11/15	**20.1**	< 0.140	3.54	< 0.200	< 0.180	1.91	1.46	0.0148	NA
	05/22/18	< 0.31	< 0.30	< 0.36	< 0.72	< 0.23	< 1.0	< 0.31	< 0.0093	NA
	09/18/19	**16.0**	< 0.30	10.60	1.3 J	< 0.23	3.5 J	2.7	< 0.0096	NA
	09/01/20	**31.0**	< 0.31	27.0	3.3 I	< 0.37	13.0	2.9	< 0.008	NA
	04/14/21	**52.0**	0.89 I	4.1 I	7.3	1.3 I	2.4 I	5.4	< 0.008	NA
MW-15	04/05/12	< 0.049	< 0.078	< 0.18	< 0.176	< 0.084	< 0.175	< 0.121	< 0.0029	< 2.8
	07/20/12	< 0.099	< 0.127	< 0.119	< 0.384	< 0.06	< 0.065	< 0.119	< 0.0029	< 2.8
	06/09/15	< 0.160	< 0.140	< 0.190	< 0.200	< 0.180	< 0.220	< 0.180	< 0.00620	NA
	05/22/18	< 0.31	< 0.30	< 0.36	< 0.72	< 0.23	< 1.0	< 0.31	0.026	NA
	09/18/19	3.20	< 0.30	< 0.36	< 0.72	< 0.23	< 1.0	1.40	< 0.0096	NA
	08/31/20	< 0.39	< 0.31	< 0.38	< 0.78	< 0.37	< 0.67	< 0.42	< 0.008	NA
	04/14/21	< 0.38	< 0.45	< 0.55	< 0.9	< 0.23	< 0.85	< 0.20	< 0.008	NA
MW-15D	04/05/12	**5.95**	< 0.078	6.33	10.9	< 0.084	5.91	< 0.121	< 0.0029	< 2.8
	07/19/12	**9.42**	< 0.127	1.50	< 0.384	< 0.06	3.93 J	6.78	< 0.0029	< 2.8
	06/09/15	**31.7**	2.70	10.5	15.8	< 0.180	11.9	3.20	< 0.00627	NA
	05/22/18	< 0.31	< 0.30	< 0.36	< 0.72	< 0.23	< 1.0	< 0.31	< 0.0093	NA
	09/18/19	< 0.31	< 0.30	< 0.36	< 0.72	< 0.23	< 1.0	< 0.31	< 0.0097	NA
	08/31/20	< 0.39	< 0.31	< 0.38	< 0.78	< 0.37	< 0.67	< 0.42	< 0.008	NA
	04/14/21	< 0.38	< 0.45	< 0.55	< 0.90	< 0.23	< 0.85	< 0.20	< 0.008	NA
MW-16	04/05/12	< 0.049	< 0.078	< 0.18	< 0.176	< 0.084	< 0.175	< 0.121	< 0.0029	< 2.8
	07/19/12	< 0.099	< 0.127	< 0.119	< 0.384	< 0.06	< 0.065	< 0.119	< 0.0029	< 2.8
	06/11/15	< 0.160	< 0.140	< 0.190	< 0.200	< 0.180	< 0.220	< 0.180	< 0.00619	NA
	05/22/18	< 0.31	< 0.30	< 0.36	< 0.72	< 0.23	< 1.0	< 0.31	< 0.0092	NA
	09/18/19	< 0.31	< 0.30	< 0.36	< 0.72	< 0.23	< 1.0	< 0.31	< 0.0092	NA
	08/31/20	< 0.39	< 0.31	< 0.38	< 0.78	< 0.37	< 0.67	< 0.42	< 0.008	NA
	04/14/21	< 0.38	< 0.45	< 0.55	< 0.9	< 0.23	< 0.85	< 0.20	< 0.008	NA
MW-16D	04/05/12	**15.9**	< 0.078	6.1	12.6	< 0.084	6.32	< 0.121	< 0.0029	3.8 J
	07/19/12	**7.7**	< 0.127	< 0.119	2.54 J	< 0.06	2.46 J	0.942 J	< 0.0029	< 2.8
	06/10/15	**32.9**	1.16	9.24	20.2	< 0.180	8.58	6.61	< 0.00646	NA
	05/22/18	< 0.31	< 0.30	< 0.36	< 0.72	< 0.23	< 1.0	1.9	0.019	NA
	09/18/19	< 0.31	< 0.30	< 0.36	< 0.72	< 0.23	< 1.0	< 0.31	< 0.0097	NA
	08/31/20	1.4	< 0.31	1.50	< 1.38	< 0.37	< 0.67	2.2	< 0.008	NA
	04/14/21	< 0.38	0.69 I	< 0.55	< 0.9	1.4 I	< 0.85	0.95 I	< 0.008	NA
MW-17	04/05/12	< 0.049	< 0.078	< 0.18	< 0.176	< 0.084	< 0.175	< 0.121	< 0.0029	< 2.8
	07/18/12	< 0.099	< 0.127	< 0.119	< 0.384	< 0.06	< 0.065	< 0.119	< 0.0029	< 2.8
	06/08/15	< 0.160	< 0.140	< 0.190	< 0.200	< 0.180	< 0.220	< 0.180	< 0.00613	NA
	05/21/18	< 0.31	< 0.30	< 0.36	< 0.72	< 0.23	< 1.0	< 0.31	< 0.0092	NA
	08/31/20	< 0.39	< 0.31	< 0.38	< 0.78	< 0.37	< 0.67	< 0.42	< 0.008	NA
	04/13/21	< 0.38	< 0.45	< 0.55	< 0.9	< 0.23	< 0.85	< 0.2	< 0.008	NA
MW-17D	04/05/12	1.89	< 0.078	< 0.18	< 0.176	< 0.084	< 0.175	4.74	< 0.0029	< 2.8
	07/18/12	0.618 J	< 0.127	< 0.119	< 0.384	< 0.06	< 0.065	1.17	< 0.0029	< 2.8
	06/10/15	< 0.160	< 0.140	< 0.190	< 0.200	< 0.180	< 0.220	3.38	< 0.00644	NA
	05/21/18	< 0.31	< 0.30	< 0.36	< 0.72	< 0.23	< 1.0	< 0.31	0.033	NA
	05/22/18	< 0.31	< 0.30	< 0.36	< 0.72	< 0.23	< 1.0	< 0.31	< 0.0093	NA
	09/17/19	< 0.31	< 0.30	< 0.36	< 0.72	< 0.23	< 1.0	< 0.31	< 0.0097	NA
	08/31/20	< 0.39	< 0.31	< 0.38	< 0.78	< 0.37	< 0.67	< 0.42	< 0.008	NA
	04/13/21	< 0.38	< 0.45	< 0.55	< 0.90	< 0.23	< 0.85	< 0.20	< 0.008	NA

TABLE 3
GROUND WATER MONITORING WELL ANALYTICAL DATA
Petroleum Compounds

Eddies' Pit Stop - SCDOT
Route 2, US Hwy 601 N., Pageland, South Carolina
UST Permit # 18871
Terracon Project No. 73098106

WELL NUMBER	SAMPLE DATE	BENZENE (µg/L)	TOLUENE (µg/L)	ETHYL-BENZENE (µg/L)	XYLENES (µg/L)	MTBE (µg/L)	NAPHTH-ALENE (µg/L)	1,2 DCA (µg/L)	EDB (µg/L)	Total Lead (µg/L)
RBSLs	--	*5*	*1,000*	*700*	*10,000*	*40*	*25*	*5.0*	*0.05*	*15*
MW-18	04/05/12	3.73	< 0.078	19.0	21.9	< 0.084	4.01 J	< 0.121	< 0.0029	4.6 J
	07/20/12	< 0.099	< 0.127	4.8	5.5	< 0.06	4.27 J	< 0.119	< 0.0029	< 2.8
	06/09/15	< 0.160	< 0.140	1.00	1.25	< 0.180	< 0.220	< 0.180	< 0.00630	NA
	05/22/18	< 0.31	< 0.30	< 0.36	< 0.72	< 0.23	< 1.0	< 0.31	< 0.0094	NA
	09/19/19	0.45 J	< 0.30	0.61 J	< 0.72	< 0.23	< 1.0	< 0.31	< 0.0097	NA
	08/31/20	< 0.39	< 0.31	< 0.38	< 0.78	< 0.37	< 0.67	< 0.42	< 0.008	NA
	04/15/21	< 0.38	< 0.45	< 0.55	< 0.9	< 0.23	< 0.85	< 0.20	< 0.008	NA
MW-18D	04/05/12	**90.1**	< 0.078	< 0.18	1.17 J	< 0.084	4.46 J	**21.7**	< 0.0029	6.1 J
	07/19/12	< 0.099	< 0.127	< 0.119	< 0.384	< 0.06	< 0.065	**19.4**	< 0.0029	< 2.8
	06/10/15	**27.7**	< 0.140	< 0.190	0.630	< 0.180	< 0.220	**22.1**	< 0.00634	NA
	05/22/18	< 0.31	< 0.30	< 0.36	< 0.72	< 0.23	< 1.0	< 0.31	< 0.0093	NA
	09/19/19	0.79 J	< 0.30	< 0.36	< 0.72	< 0.23	< 1.0	4.3	< 0.0096	NA
	08/31/20	**20.0**	< 0.31	0.83 I	< 0.78	0.46 I	3.2 I	**14.0**	< 0.008	NA
	05/15/21	< 0.38	< 0.45	< 0.55	< 0.9	0.5 I	< 0.85	**8.7**	< 0.008	NA
MW-19	04/05/12	4.87	< 0.078	0.328 J	1.01 J	< 0.084	< 0.175	**12.5**	< 0.0029	< 2.8
	07/20/12	< 0.099	< 0.127	< 0.119	< 0.384	< 0.06	< 0.065	**63.7**	< 0.0029	< 2.8
	06/11/15	3.61	< 0.140	< 0.190	< 0.200	< 0.180	< 0.220	**78.1**	< 0.00614	NA
	05/22/18	0.45 J	< 0.30	< 0.36	< 0.72	< 0.23	< 1.0	**39.1**	0.036	NA
	09/19/19	< 0.31	< 0.30	< 0.36	< 0.72	< 0.23	< 1.0	**35.6**	< 0.0094	NA
	08/31/20	0.80 I	< 0.31	< 0.38	< 0.78	< 0.37	< 0.67	**23.0**	< 0.008	NA
	04/15/21	< 0.38	< 0.45	< 0.55	< 0.9	< 0.23	< 0.85	2.4 I	< 0.008	NA
MW-19D	04/05/12	3.07	< 0.078	< 0.18	< 0.176	< 0.084	< 0.175	4.87	< 0.0029	11.0 J
	07/19/12	< 0.099	< 0.127	< 0.119	< 0.384	< 0.06	< 0.065	1.46	< 0.0029	< 2.8
	06/10/15	< 0.160	< 0.140	< 0.190	< 0.200	< 0.180	< 0.220	1.69	< 0.00629	NA
	05/22/18	< 0.31	< 0.30	< 0.36	< 0.72	< 0.23	< 1.0	< 0.31	< 0.0092	NA
	09/19/19	< 0.31	< 0.30	< 0.36	< 0.72	< 0.23	< 1.0	< 0.31	< 0.0097	NA
	08/31/20	< 0.39	< 0.31	< 0.38	< 0.78	< 0.37	< 0.67	< 0.42	< 0.008	NA
	04/15/21	< 0.38	< 0.45	< 0.55	< 0.9	< 0.23	< 0.85	< 0.20	< 0.008	NA
MW-20	07/18/12	**325**	1.77 J	53	105	35	2.56 J	**7.21**	**0.112**	< 2.8
	06/12/15	**3,500**	27.6	634	3,140	231	**252**	**48.4**	**5.58**	NA
	05/21/18	**266**	< 1.5	8.3	75.8	39.4	7.5 J	**8.4**	**0.25**	NA
	09/17/19	**2,700**	9.1	615.0	1,220.0	142.0	**168**	**36.2**	**0.91**	NA
	08/31/20	**2,300**	9.4	570	1,700	130	**220**	**29.0**	**0.76**	NA
	04/13/21	**17**	0.60 I	2.6 I	3.4 I	4.4 I	2.3 I	1.7 I	0.008	NA
MW-20 Dup	06/12/15	**2,010**	26.7	686	3,510	**228**	**250**	**47.5**	**5.45**	NA
	04/13/21	**14**	< 0.45	2.5 I	3.3	4.1 I	1.9 I	**1.3 I**	**< 0.008**	NA
MW-20D	07/18/12	**22.6**	< 0.127	1.7	8.1	25.1	1.26 J	3.43	< 0.0029	< 2.8
	06/10/15	< 0.160	< 0.140	< 0.190	< 0.200	30.0	< 0.220	< 0.180	< 0.00634	NA
	05/21/18	1.8	< 0.30	< 0.36	< 0.72	28.8	< 1.0	3.20	< 0.0092	NA
	09/17/19	< 0.31	< 0.30	< 0.36	< 0.72	< 0.23	< 1.0	< 0.31	< 0.0096	NA
	08/31/20	< 0.39	< 0.31	< 0.38	< 0.78	11.0	< 0.67	< 0.42	< 0.008	NA
	04/13/21	< 0.38	0.67 I	< 0.55	< 0.9	11.0	< 0.85	< 0.20	< 0.008	NA
MW-21	07/18/12	**11,400**	12,100	1,170	5,840	**2,870**	294 J	**436**	**3.75**	< 2.8
	06/12/15	**4,380**	3,740	440	2,220	**833**	**141**	**173**	**2.78**	NA
	05/21/18	**PAVED OVER**								
MW-21D	07/18/12	**220**	473	151	785	**64.7**	**51.2**	8.19	0.017	< 2.8
	06/10/15	**1,460**	539	37.6	195	**335**	15.4	**38.9**	**0.327**	NA
	05/21/18	**136**	99	6.5	24.8	**259**	< 2.0	**14.0**	< 0.0092	NA
	09/17/19	**24**	7	2.3	8.0	**173**	< 1.0	**7.3**	< 0.0097	NA
	08/31/20	0.47 I	< 0.31	< 0.38	< 0.78	26	< 0.67	< 0.42	< 0.008	NA
	04/14/21	**PAVED OVER**								

TABLE 3
GROUND WATER MONITORING WELL ANALYTICAL DATA
Petroleum Compounds

Eddies' Pit Stop - SCDOT
Route 2, US Hwy 601 N., Pageland, South Carolina
UST Permit # 18871
Terracon Project No. 73098106

WELL NUMBER	SAMPLE DATE	BENZENE (µg/L)	TOLUENE (µg/L)	ETHYL-BENZENE (µg/L)	XYLENES (µg/L)	MTBE (µg/L)	NAPHTH-ALENE (µg/L)	1,2 DCA (µg/L)	EDB (µg/L)	Total Lead (µg/L)
RBSLs	--	*5*	*1,000*	*700*	*10,000*	*40*	*25*	*5.0*	*0.05*	*15*
MW-22	07/18/12	**262**	37.7	73.9	286	5.85	3.84 J	1.65 J	0.013	< 2.8
	06/12/15	**1,970**	56.3	307	1,760	**51.0**	**212**	**22.3**	**5.26**	NA
	05/21/18	< 0.31	< 0.30	< 0.36	< 0.72	< 0.23	< 1.0	< 0.31	< 0.0094	NA
	09/18/19	**4,870**	68.9	**818**	2,570	< 0.23	**297**	**81.3**	**7.00**	NA
	08/31/20	**2,800**	37.0	410	393	**490**	**190**	**75.0**	**0.20**	NA
	04/13/21	**3,700**	31.0	230	1,040	**150**	**180**	**120**	**4.99**	NA
MW-22D	07/18/12	**1,300**	80.2	241	639	61	157	19.6	0.011	< 2.8
	06/10/15	**1,490**	76.0	296	569	**138**	**155**	**43.7**	**2.32**	NA
	05/21/18	**4,080**	91.5	646	836	**258**	**252**	**79.3**	**1.80**	NA
	09/17/19	**2,780**	47.3	400	470	**195**	**127**	**62.9**	**1.30**	NA
	08/31/20	**7,200**	140	**1,000**	3,000	**200**	**390**	**77.0**	**8.11**	NA
	04/13/21	**61**	1.2 I	5	4.97	17	1.2 I	4.0	< 0.008	NA
RW-1	03/08/17	< 0.31	< 0.30	< 0.36	< 0.72	< 0.23	< 1.0	< 0.31	< 0.0095	NA
	05/22/18	< 0.31	< 0.30	< 0.36	< 0.72	< 0.23	< 1.0	< 0.31	< 0.0091	NA
	09/17/19	**NOT SAMPLED**								
	08/31/20	**NOT SAMPLED**								
	04/13/21	**NOT SAMPLED**								
RW-2	03/08/17	< 0.31	< 0.30	< 0.36	< 0.72	< 0.23	< 1.0	< 0.31	< 0.0094	NA
	05/22/18	< 0.31	< 0.30	< 0.36	< 0.72	< 0.23	< 1.0	< 0.31	< 0.0092	NA
	09/17/19	**NOT SAMPLED**								
	08/31/20	**NOT SAMPLED**								
	04/13/21	**NOT SAMPLED**								
PW-1 On-Site Supply Well	01/05/12	< 0.049	< 0.078	< 0.18	< 0.123	< 0.084	< 0.175	1.89	< 0.0032	NA
	01/27/12	< 0.049	< 0.078	< 0.18	< 0.123	< 0.084	< 0.175	1.97	< 0.0029	NA
	04/05/12	< 0.049	< 0.078	< 0.18	< 0.176	< 0.084	< 0.175	< 0.121	< 0.0029	NA
	07/17/12	< 0.099	< 0.127	< 0.119	< 0.384	< 0.06	< 0.065	1.22	< 0.0029	NA
	06/09/15	< 0.160	< 0.140	< 0.190	< 0.200	< 0.180	< 0.220	1.40	< 0.00620	NA
	05/22/18	< 0.25	< 0.25	< 0.25	< 0.25	< 0.25	< 0.25	< 0.25	< 0.019	NA
	09/01/20	< 0.25	< 0.24	< 0.26	< 0.25	< 0.094	< 0.31	< 0.13	< 0.011	NA
	04/15/21	< 0.21	< 0.2	< 0.22	< 0.22	< 0.14	< 0.35	0.54	< 0.014	NA
PW-1 Dup	05/22/18	< 0.25	< 0.25	< 0.25	< 0.25	< 0.25	< 0.25	< 0.25	< 0.19	NA
	09/01/20	< 0.25	< 0.24	< 0.26	< 0.25	< 0.094	< 0.31	< 0.13	< 0.011	NA
	04/15/21	< 0.21	< 0.2	< 0.22	< 0.22	< 0.14	< 0.35	0.59	< 0.012	NA
PW-2 Casper Irrigation Well	01/05/12	4.64	< 0.078	< 0.18	< 0.123	< 0.084	< 0.175	< 0.121	< 0.0032	NA
	01/27/12	1.15	< 0.078	< 0.18	< 0.123	< 0.084	< 0.175	< 0.121	< 0.0029	NA
	04/05/12	< 0.049	< 0.078	< 0.18	< 0.176	< 0.084	< 0.175	< 0.121	< 0.0029	NA
	07/17/12	0.448J	< 0.127	< 0.119	< 0.384	< 0.06	< 0.065	< 0.119	< 0.0029	NA
	06/08/15	**NOT SAMPLED**								
	09/01/20	**NOT SAMPLED**								
	04/13/21	**NOT SAMPLED**								
Casper Residence Municipal Water Supply	01/27/12	< 0.078	< 0.078	< 0.18	< 0.123	< 0.084	< 0.175	< 0.121	< 0.0029	NA
FB	04/13/21	< 0.38	< 0.45	< 0.55	< 0.9	< 0.23	< 0.85	< 0.20	< 0.008	NA
	04/14/21	< 0.38	< 0.45	< 0.55	< 0.9	< 0.23	< 0.85	< 0.20	< 0.008	NA
	04/15/21	< 0.38	< 0.45	< 0.55	< 0.9	< 0.23	< 0.85	< 0.20	< 0.008	NA
PW-1	04/15/21	< 0.21	< 0.2	< 0.22	< 0.22	< 0.14	< 0.35	< 0.16	< 0.012	NA
TB	04/15/21	< 0.38	< 0.45	< 0.55	< 0.9	< 0.23	< 0.85	< 0.2	NA	NA
	04/15/21	< 0.38	< 0.45	< 0.55	< 0.9	< 0.23	< 0.85	< 0.2	NA	NA
PW-1	04/15/21	< 0.21	< 0.2	< 0.22	< 0.22	< 0.14	< 0.35	< 0.16	NA	NA

Notes:
1) Results shown in boldface type indicate concentrations which exceed the RBSL for that compound
2) µg/L - micrograms per liter or parts per billion
3) RBSL- Risk-Based Screening Level as defined by the SCDHEC RBCA Document
4) *J* - indicates an estimated value
5) *B* - indicates the result is between the Method Detection Limit and the Reporting Detection Limit
6) *NA* - Not Analyzed
7) 1,2 DCA - 1,2 Dichloroethane
8) Abbreviations:
MTBE = methyl-tert-butyl-ether
EDB = 1,2-dibromoethane
1,2 DCA - 1,2 Dichloroethane
10) Well numbers in boldface type indicate wells gauged/sampled for this monitoring event

TABLE 3A
GROUND WATER MONITORING WELL ANALYTICAL DATA
Petroleum Related Compounds

Eddies' Pit Stop - SCDOT
Route 2, US Hwy 601 N., Pageland, South Carolina
UST Permit # 18871
Terracon Project No. 73098106

WELL NUMBER	SAMPLE DATE	Ethanol (µg/L)	ETBE (µg/L)	DIPE (µg/L)	ETBA (µg/L)	TBA (µg/L)	TAME (µg/L)	TAA (µg/L)	TBF (µg/L)
ALs	--	*10,000*	*47*	*150*	*NE*	*1,400*	*128*	*240*	*NE*
MW-1	01/06/12	< 4090	< 55.5	< 5.25	< 1,880	< 14.5	< 52.5	**3,570**	< 108
	04/05/12	< 3,270	< 44.4	77.9J	< 1,500	< 11.6	< 42	**3,880**	< 86.4
	07/19/12	< 1640	< 22.2	32.8J	< 752	< 5.8	< 21.0	**3,520**	< 43.2
	06/11/15	< 8.00	< 0.300	15.7	980	27.5	< 0.300	**1,640**	< 1.00
	03/08/17	< 82	< 0.24	0.91 J	< 10	< 5.3	< 0.24	9.9 J	< 5.0
	05/22/18	< 1,600	< 4.7	17.3 J	< 200	< 110	< 4.9	**1,460**	< 100
	09/19/19	< 820	< 2.4	12.1	< 100	< 53	< 2.4	**1,420**	< 50
	09/01/20	< 49	< 4.4	13	< 23	< 60	< 4.5	**1,600**	< 44
	04/14/21	< 49	< 4.4	7.7 I	< 23	< 60	< 4.5	**1,000**	< 44
MW-2	01/06/12	< 3,270	< 44.4	**836 J**	< 1,500	< 11.6	< 42	**6,820**	< 86.4
	04/05/12	< 4,090	,55.5	124J	< 1,880	149J	< 52.5	**6,580**	< 108
	07/17/12	< 2,050	< 27.8	71.9J	< 940	158J	< 26.3	**6,590**	< 54
	06/08/15	**0.02ft. OF FREE PRODUCT**							
	03/08/17	**0.03ft. OF FREE PRODUCT**							
	05/22/18	< 4,100	< 12	38 J	< 500	< 270	< 12	**3,880**	< 250
	09/17/19	**NOT SAMPLED**							
	08/31/20	**NOT SAMPLED**							
	04/13/21	**NOT SAMPLED**							
MW-2 DUP	05/22/18	< 4,100	< 12	40.3 J	< 500	< 270	< 12	**3,650**	< 250
MW-3	01/06/12	< 164	< 2.22	3.40 J	< 75.2	< 0.58	< 2.1	**243**	< 4.32
	04/05/12	< 81.8	< 1.11	4.64 J	< 37.6	< 0.29	< 1.05	**254**	< 2.16
	07/17/12	< 81.8	< 1.11	1.53J	< 37.6	4.73J	< 1.05	**170**	< 2.16
	06/09/15	< 8.00	< 0.300	2.81	152	< 1.00	< 0.300	193	< 1.00
	03/08/17	**NOT SAMPLED**							
	05/22/18	< 82	< 0.24	< 0.24	< 10	< 5.3	< 0.24	30.1	< 5.0
	09/17/19	**NOT SAMPLED**							
	08/31/20	**NOT SAMPLED**							
	04/13/21	**NOT SAMPLED**							
MW-3D	01/05/12	< 409	< 5.55	42.8	< 188	55.5	< 5.25	**2,280**	< 10.8
	04/05/12	< 409	< 5.55	< 43	< 188	< 62.1	< 5.25	**2,120**	< 10.8
	07/17/12	< 409	< 5.55	36.1	< 188	71	< 5.25	**2,340**	< 10.8
	06/09/15	< 8.00	< 0.300	13.7	81.6	< 1.00	< 0.300	**312**	< 1.00
	05/22/18	< 82	< 0.24	30.8	< 10	69.2	< 0.24	**975**	< 5.0
	09/17/19	**NOT SAMPLED**							
	08/31/20	**NOT SAMPLED**							
	04/13/21	**NOT SAMPLED**							

TABLE 3A
GROUND WATER MONITORING WELL ANALYTICAL DATA
Petroleum Related Compounds

Eddies' Pit Stop - SCDOT
Route 2, US Hwy 601 N., Pageland, South Carolina
UST Permit # 18871
Terracon Project No. 73098106

WELL NUMBER	SAMPLE DATE	Ethanol (µg/L)	ETBE (µg/L)	DIPE (µg/L)	ETBA (µg/L)	TBA (µg/L)	TAME (µg/L)	TAA (µg/L)	TBF (µg/L)
ALs	--	*10,000*	*47*	*150*	*NE*	*1,400*	*128*	*240*	*NE*
MW-4	01/06/12	< 164	< 2.22	3.52 J	< 75.2	< 0.58	< 2.1	**691**	< 4.32
	04/05/12	< 81.8	< 1.11	2.34 J	< 37.6	8.65 J	< 1.05	**380**	< 2.16
	07/18/12	< 164	< 2.22	2.88 J	< 75.2	< 0.58	< 2.1	**463**	< 4.32
	06/11/15	< 8.00	< 0.300	< 0.0800	34.9	< 1.00	< 0.300	51.9	< 1.00
	03/08/17	< 200	< 0.59	< 0.60	< 25	< 13	< 0.61	54.2	< 13
	05/22/18	< 82	< 0.24	0.53 J	< 10	< 5.3	< 0.24	76	< 5.0
	09/19/19	< 200	< 0.59	0.71 J	< 25	< 13	< 0.61	157	< 13
	09/01/20	< 49	< 4.4	< 3.5	< 23	< 60	< 4.5	88 I	< 44
	04/13/21	**NOT SAMPLED**							
MW-4 Dup	06/11/15	< 8.00	< 0.300	< 0.0800	44.9	< 1.00	< 0.300	< 1.10	< 1.00
	03/08/17	< 200	< 0.59	< 0.60	< 25	< 13	< 0.61	56.4	< 13
	09/19/19	< 200	< 0.59	0.78 J	< 25	< 13	< 0.61	144	< 13
	09/01/20	< 49	< 4.4	< 3.5	< 23	< 60	< 4.5	86 I	< 44
MW-5	01/06/12	< 818	< 11.1	< 1.05	< 376	< 2.90	< 10.5	**278**	< 21.6
	04/05/12	< 818	< 11.1	< 1.05	< 376	< 2.9	< 10.5	139 J	< 21.6
	07/19/12	< 164	< 2.22	< 0.210	< 75.2	< 0.58	< 2.10	134	< 4.32
	06/11/15	< 8.00	< 0.300	< 0.0800	167	< 1.00	< 0.300	106	< 1.00
	03/08/17	< 410	< 1.2	1.5 J	< 50	< 27	< 1.2	169	< 25
	05/22/18	< 820	< 2.4	12.3	< 100	< 53	< 2.4	**1,370**	< 50
	09/17/19	**NOT SAMPLED**							
	09/22/20	< 49	< 4.4	7.3 I	< 23	< 60	< 4.5	**1,900**	< 44
	04/14/21	< 49	< 4.4	< 3.5	< 23	< 60	< 4.5	**380**	< 44
MW-6	01/06/12	< 81.8	< 1.11	< 0.105	< 37.6	< 0.29	< 1.05	< 1.39	< 2.16
	04/05/12	< 81.8	< 1.11	< 0.105	< 37.6	< 0.29	< 1.05	< 1.39	< 2.16
	07/18/12	< 81.8	< 1.11	< 0.105	< 37.6	< 0.29	< 1.05	< 1.39	< 2.16
	06/08/15	< 8.00	< 0.300	< 0.0800	< 1.10	< 1.00	< 0.300	< 1.10	< 1.00
	05/21/18	< 82	< 0.24	< 0.24	< 10	< 5.3	< 0.24	< 5.3	< 5.0
	09/17/19	< 82	< 0.24	< 0.24	< 10	< 5.3	< 0.24	< 5.3	< 5.0
	08/31/20	< 49	< 4.4	< 3.5	< 23	< 60	< 4.5	< 27	< 44
	04/13/21	< 49	< 4.4	< 3.5	< 23	< 60	< 4.5	< 27	< 44

TABLE 3A
GROUND WATER MONITORING WELL ANALYTICAL DATA
Petroleum Related Compounds

Eddies' Pit Stop - SCDOT
Route 2, US Hwy 601 N., Pageland, South Carolina
UST Permit # 18871
Terracon Project No. 73098106

WELL NUMBER	SAMPLE DATE	Ethanol (µg/L)	ETBE (µg/L)	DIPE (µg/L)	ETBA (µg/L)	TBA (µg/L)	TAME (µg/L)	TAA (µg/L)	TBF (µg/L)
ALs	--	*10,000*	*47*	*150*	*NE*	*1,400*	*128*	*240*	*NE*
MW-7	01/06/12	< 81.8	< 1.11	< 0.105	< 37.6	< 0.29	< 1.05	< 1.39	< 2.16
	04/05/12	< 81.8	< 1.11	< 0.105	< 37.6	< 0.29	< 1.05	< 1.39	< 2.16
	07/17/12	< 81.8	< 1.11	< 0.105	< 37.6	< 0.29	< 1.05	< 1.39	< 2.16
	06/09/15	< 8.00	< 0.300	< 0.0800	< 1.10	< 1.00	< 0.300	< 1.10	< 1.00
	05/22/18	< 82	< 0.24	< 0.24	< 10	< 5.3	< 0.24	< 5.3	< 5.0
	09/17/19	**NOT SAMPLED**							
	08/31/20	**NOT SAMPLED**							
	04/13/21	**NOT SAMPLED**							
MW-8	01/06/12	< 818	< 376	25.9 J	< 11.1	< 2.90	< 10.5	**4,160**	< 21.6
	04/05/12	< 1,640	< 22.2	30.4 J	< 752	< 5.8	< 21.0	**1,360**	< 43.2
	07/19/12	< 81.8	< 1.11	< 0.105	< 37.6	< 0.29	< 1.05	< 1.39	< 2.16
	06/12/15	< 8.00	< 0.300	4.24	933	< 1.00	< 0.300	**756**	< 1.00
	03/08/17	< 820	< 2.4	4.3 J	< 100	< 53	< 2.4	**447**	< 50
	05/22/18	< 820	< 2.4	6.5 J	< 100	< 53	< 2.4	**610**	< 50
	09/18/19	< 820	< 2.4	< 2.4	< 100	< 53	< 2.4	**621**	< 50
	08/31/20	< 49	< 4.4	9.0 I	< 23	< 60	< 4.5	**1,600**	< 44
	04/14/21	< 49	< 4.4	5.8 I	< 23	< 60	< 4.5	**530**	< 44
MW-8D	01/05/12	< 81.8	< 1.11	2.74 J	< 37.6	< 0.29	< 1.05	21.4	< 2.16
	04/05/12	< 81.8	< 1.11	< 0.150	< 37.6	< 0.29	< 1.05	< 1.39	< 2.16
	07/19/12	< 81.8	< 1.11	< 0.150	< 37.6	< 0.29	< 1.05	< 1.39	< 2.16
	06/10/15	< 8.00	< 0.300	5.5	18.1	< 1.00	< 0.300	193	< 1.00
	05/22/18	< 82	< 0.24	< 0.24	< 10	< 5.3	< 0.24	< 5.3	< 5.0
	09/19/19	< 82	< 0.24	4.7	< 10	5.3 J	< 0.24	19.9 J	< 5.0
	08/31/20	< 49	< 4.4	< 3.5	< 23	< 60	< 4.5	< 27	< 44
	04/14/21	< 49	< 4.4	5.7 I	< 23	< 60	< 4.5	44 I	< 44
MW-9	01/06/12	< 81.8	< 1.11	< 0.105	< 37.6	< 0.29	< 1.05	10.5 J	< 2.16
	04/05/12	< 81.8	< 1.11	< 0.105	< 37.6	< 0.29	< 1.05	< 1.39	< 2.16
	07/17/12	< 81.8	< 1.11	< 0.105	< 37.6	< 0.29	< 1.05	< 1.39	< 2.16
	06/09/15	< 8.00	< 0.300	< 0.0800	< 1.10	84.4	< 0.300	62.4	< 1.00
	05/22/18	< 82	< 0.24	< 0.24	< 10	82.1	< 0.24	89.3	< 5.0
	09/17/19	**NOT SAMPLED**							
	08/31/20	**NOT SAMPLED**							
	04/13/21	**NOT SAMPLED**							

TABLE 3A
GROUND WATER MONITORING WELL ANALYTICAL DATA
Petroleum Related Compounds

Eddies' Pit Stop - SCDOT
Route 2, US Hwy 601 N., Pageland, South Carolina
UST Permit # 18871
Terracon Project No. 73098106

WELL NUMBER	SAMPLE DATE	Ethanol (µg/L)	ETBE (µg/L)	DIPE (µg/L)	ETBA (µg/L)	TBA (µg/L)	TAME (µg/L)	TAA (µg/L)	TBF (µg/L)
ALs	--	*10,000*	*47*	*150*	*NE*	*1,400*	*128*	*240*	*NE*
MW-10	01/06/12	< 81.8	< 1.11	1.07 J	< 37.6	41.2	< 1.05	106	< 2.16
	04/05/12	< 3,270	< 44.4	< 4.2	< 1,500	**1,420**	< 42	**3,930**	< 86.4
	07/18/12	< 2,050	< 27.8	< 2.63	< 940	1,270	< 26.3	**3,680**	< 54
	06/12/15	< 8.00	< 0.300	< 0.0800	883	**2,070**	< 0.300	**2,410**	< 1.00
	05/21/18	< 4,100	< 12	< 12	< 500	**1,400**	< 12	**2,280**	< 250
	09/18/19	< 4,100	< 12	< 12	< 500	1,190	< 12	**2,220**	< 250
	09/01/20	< 49	< 4.4	< 3.5	< 23	1,300	< 4.5	**2,300**	< 44
	04/13/21	< 49	< 4.4	< 3.5	< 23	1,200	< 4.5	**2,900**	< 44
MW-11	01/06/12	< 81.8	< 1.11	< 0.105	< 37.6	< 0.29	< 1.05	< 1.39	< 2.16
	04/05/12	< 81.8	< 1.11	< 0.105	< 37.6	< 0.29	< 1.05	< 1.39	< 2.16
	07/18/12	< 81.8	< 1.11	< 0.105	< 37.6	< 0.29	< 1.05	< 1.39	< 2.16
	06/09/15	< 8.00	< 0.300	< 0.0800	< 1.10	< 1.00	< 0.300	< 1.10	< 1.00
	05/22/18	< 82	< 0.24	< 0.24	< 10	< 5.3	< 0.24	< 5.3	< 5.0
	09/18/19	< 82	< 0.24	< 0.24	< 10	< 5.3	< 0.24	< 5.3	< 5.0
	09/01/20	< 49	< 4.4	< 3.5	< 23	< 60	< 4.5	< 27	< 44
	04/14/21	< 49	< 4.4	< 3.5	< 23	< 60	< 4.5	< 27	< 44
MW-12	01/06/12	< 3,270	< 44.4	73.4 J	< 1,500	< 11.6	< 42	**10,600**	< 86.4
	04/05/12	< 3,270	< 44.4	77.5 J	< 1,500	< 11.6	< 42	**6,010**	< 86.4
	07/20/12	< 4090	< 55.5	43.5 J	< 1880	< 14.5	< 52.5	**5,210**	< 108
	06/11/15	< 8.00	< 0.300	34.3	4,370	< 1.00	< 0.300	**5,220**	< 1.00
	03/08/17	< 8,200	< 24	34.2 J	< 1,000	< 530	< 24	**3,530**	< 500
	05/22/18	< 8,200	< 24	35.2 J	< 1,000	< 530	< 24	**3,550**	< 500
	09/19/19	< 4100	< 12	30.4 J	< 500	< 270	< 12	**2,940**	< 250
	9/1/2020	< 49	< 4.4	17	< 23	< 60	< 4.5	**2,000**	< 44
	04/15/21	< 49	< 4.4	19	< 23	< 60	< 4.5	**1,500**	< 44
MW-12 DUP	05/22/18	< 8,200	< 24	34.6 J	< 1,000	< 530	< 24	**3,920**	< 500
	09/19/19	< 4100	<12	28.2 J	< 500	< 270	< 12	**3,100**	< 250
	09/01/20	< 49	< 4.4	22	<23	< 60	< 4.5	**2,500**	< 44
	04/15/21	< 49	< 4.4	19	< 23	< 60	< 4.5	**1,600**	< 44
MW-13	01/06/12	< 409	< 5.55	15.6 J	< 188	47.2 J	< 5.25	**1,710**	< 10.8
	04/05/12	< 81.8	< 1.11	1.95 J	< 37.6	< 0.29	< 1.05	106	< 2.16
	07/20/12	< 81.8	< 1.11	< 0.105	< 37.6	< 0.29	< 1.05	< 1.39	< 2.16
	06/08/15	**Not Sampled - Well Blocked**							
	05/22/18	< 82	< 0.24	< 0.24	< 10	< 5.3	< 0.24	< 5.3	< 5.0
	09/19/19	**Not Sampled - Well Blocked**							
	09/22/20	< 49	< 4.4	< 3.5	< 23	< 60	< 4.5	43 I	< 44
	04/15/21	< 49	< 4.4	< 3.5	< 23	< 60	< 4.5	< 27	< 44

TABLE 3A
GROUND WATER MONITORING WELL ANALYTICAL DATA
Petroleum Related Compounds

Eddies' Pit Stop - SCDOT
Route 2, US Hwy 601 N., Pageland, South Carolina
UST Permit # 18871
Terracon Project No. 73098106

WELL NUMBER	SAMPLE DATE	Ethanol (µg/L)	ETBE (µg/L)	DIPE (µg/L)	ETBA (µg/L)	TBA (µg/L)	TAME (µg/L)	TAA (µg/L)	TBF (µg/L)
ALs	--	*10,000*	*47*	*150*	*NE*	*1,400*	*128*	*240*	*NE*
MW-14	01/06/12	< 81.8	< 1.11	1.79 J	< 37.6	< 0.29	< 1.05	158	< 2.16
	04/05/12	< 81.8	< 1.11	< 0.105	< 37.6	< 0.29	< 1.05	12.7 J	< 2.16
	07/19/12	< 81.8	< 1.11	< 0.105	< 37.6	< 0.29	< 1.05	< 1.39	< 2.16
	06/11/15	< 8.0	< 0.3	< 0.08	39.7	< 1.0	< 0.3	98.5	< 1.0
	05/22/18	< 82	< 0.24	< 0.24	< 10	< 5.3	< 0.24	< 5.3	< 5.0
	09/18/19	< 82	< 0.24	3.8	< 10	19.9 J	< 0.24	**275**	< 5.0
	09/01/20	< 49	< 4.4	< 3.5	< 23	< 60	< 4.5	210	< 44
	04/14/21	< 49	< 4.4	5.6 I	< 23	< 60	< 4.5	**300**	< 44
MW-15	04/05/12	< 81.8	< 1.11	< 0.105	< 37.6	2.87 J	< 1.05	24.3	< 2.16
	07/20/12	< 81.8	< 1.11	< 0.105	< 37.6	< 0.29	< 1.05	< 1.39	< 2.16
	06/09/15	< 8.00	< 0.300	< 0.0800	< 1.10	< 1.00	< 0.300	< 1.10	< 1.00
	05/22/18	< 82	< 0.24	< 0.24	< 10	< 5.3	< 0.24	< 5.3	< 5.0
	09/18/19	< 82	< 0.24	1.3	< 10	10.5 J	< 0.24	120	< 5.0
	08/31/20	< 49	< 4.4	< 3.5	< 23	< 60	< 4.5	< 27	< 44
	04/14/21	< 49	< 4.4	< 3.5	< 23	< 60	< 4.5	< 27	< 44
MW-15D	04/05/12	< 81.8	< 1.11	2.07 J	< 37.6	10.1	< 1.05	36.7	< 2.16
	07/19/12	< 81.8	< 1.11	4.47 J	< 37.6	< 0.29	< 1.05	43.7	< 2.16
	06/09/15	< 8.00	< 0.300	1.76	47.8	< 1.00	< 0.300	78.0	< 1.00
	05/22/18	< 82	< 0.24	< 0.24	< 10	< 5.3	< 0.24	< 5.3	< 5.0
	09/18/19	< 82	< 0.24	< 0.24	< 10	< 5.3	< 0.24	< 5.3	< 5.0
	08/31/20	< 49	< 4.4	< 3.5	< 23	< 60	< 4.5	< 27	< 44
	04/14/21	< 49	< 4.4	< 2.5	< 23	< 60	< 4.5	< 27	< 44
MW-16	04/05/12	< 81.8	< 1.11	< 0.105	< 37.6	< 0.29	< 1.05	< 1.39	< 2.16
	07/19/12	< 81.8	< 1.11	< 0.105	< 37.6	< 0.29	< 1.05	< 1.39	< 2.16
	06/11/15	< 8.00	< 0.300	< 0.0800	< 1.10	< 1.00	< 0.300	< 1.10	< 1.00
	05/22/18	< 82	< 0.24	< 0.24	< 10	< 5.3	< 0.24	< 5.3	< 5.0
	09/18/19	< 82	< 0.24	< 0.24	< 10	< 5.3	< 0.24	< 5.3	< 5.0
	08/31/20	< 49	< 4.4	< 3.5	< 23	< 60	< 4.5	< 27	< 44
	04/14/21	< 49	< 4.4	< 3.5	< 23	< 60	< 4.5	< 27	< 44
MW-16D	04/05/12	< 81.8	< 1.11	1.63 J	< 37.6	< 0.29	< 1.05	49.8	< 2.16
	07/21/12	< 81.8	< 1.11	< 0.105	< 37.6	< 0.29	< 1.05	< 1.39	< 2.16
	06/10/15	< 8.00	< 0.300	5.87	69.5	< 1.00	< 0.300	**285**	< 1.00
	05/22/18	< 82	< 0.24	0.50 J	< 10	< 5.3	< 0.24	< 5.3	< 5.0
	09/18/19	< 82	< 0.24	< 0.24	< 10	< 5.3	< 0.24	< 5.3	< 5.0
	08/31/20	< 49	< 4.4	10	< 23	< 60	< 4.5	190	< 44
	04/14/21	< 49	< 4.4	6.3 I	< 23	< 60	< 4.5	89 I	< 44

TABLE 3A
GROUND WATER MONITORING WELL ANALYTICAL DATA
Petroleum Related Compounds

Eddies' Pit Stop - SCDOT
Route 2, US Hwy 601 N., Pageland, South Carolina
UST Permit # 18871
Terracon Project No. 73098106

WELL NUMBER	SAMPLE DATE	Ethanol (µg/L)	ETBE (µg/L)	DIPE (µg/L)	ETBA (µg/L)	TBA (µg/L)	TAME (µg/L)	TAA (µg/L)	TBF (µg/L)
ALs	--	*10,000*	*47*	*150*	*NE*	*1,400*	*128*	*240*	*NE*
MW-17	04/05/12	< 81.8	< 1.11	< 0.105	< 37.6	< 0.29	< 1.05	8.2 J	< 2.16
	07/18/12	< 81.8	< 1.11	< 0.105	< 37.6	< 0.29	< 1.05	< 1.39	< 2.16
	06/08/15	< 8.00	< 0.300	< 0.0800	< 1.10	< 1.00	< 0.300	< 1.10	< 1.00
	05/21/18	< 82	< 0.24	< 0.24	< 10	< 5.3	< 0.24	< 5.3	< 5.0
	09/17/19	< 82	< 0.24	< 0.24	< 10	< 5.3	< 0.24	< 5.3	< 5.0
	08/31/20	< 49	< 4.4	< 3.5	< 23	< 60	< 4.5	< 27	< 44
	04/13/21	< 49	< 4.4	< 3.5	< 23	< 60	< 4.5	< 27	< 44
MW-17D	04/05/12	< 81.8	< 1.11	3.54 J	< 37.6	< 0.29	< 1.05	8.81 J	< 2.16
	07/18/12	< 81.8	< 1.11	0.875 J	< 37.6	< 0.29	< 1.05	6.61 J	< 2.16
	06/10/15	< 8.00	< 0.300	1.67	< 1.10	< 1.00	< 0.300	< 1.10	< 1.00
	05/21/18	< 82	< 0.24	0.52 J	< 10	< 5.3	< 0.24	< 5.3	< 5.0
	05/22/18	< 82	< 0.24	< 0.24	< 10	< 5.3	< 0.24	< 5.3	< 5.0
	09/17/19	< 82	< 0.24	< 0.24	< 10	< 5.3	< 0.24	< 5.3	< 5.0
	08/31/20	< 49	< 4.4	< 3.5	< 23	< 60	< 4.5	< 27	< 44
	04/13/21	< 49	< 4.4	< 3.5	< 23	< 60	< 4.5	< 27	< 44
MW-18	04/05/12	< 81.8	< 1.11	< 0.105	< 37.6	< 0.29	< 1.05	7.91 J	< 2.16
	07/20/12	< 81.8	< 1.11	< 0.105	< 37.6	< 0.29	< 1.05	< 1.39	< 2.16
	06/09/15	< 8.00	< 0.300	< 0.0800	< 1.10	< 1.00	< 0.300	< 1.10	< 1.00
	05/22/18	< 82	< 0.24	< 0.24	< 10	< 5.3	< 0.24	< 5.3	< 5.0
	09/19/19	< 82	< 0.24	< 0.24	< 10	< 5.3	< 0.24	< 5.3	< 5.0
	08/31/20	< 49	< 4.4	< 3.5	< 23	< 60	< 4.5	< 27	< 44
	04/15/21	< 23	< 4.4	< 3.5	< 23	< 60	< 4.5	< 27	< 44
MW-18D	04/05/12	< 81.8	< 1.11	31.4	< 37.6	< 0.29	< 1.05	93.6	< 2.16
	07/19/12	< 81.8	< 1.11	< 0.105	< 37.6	< 0.29	< 1.05	53.8	< 2.16
	06/10/15	< 8.00	< 0.300	23.2	14.6	< 1.00	< 0.300	64.9	< 1.00
	05/22/18	< 82	< 0.24	< 0.24	< 10	< 5.3	< 0.24	< 5.3	< 5.0
	09/19/19	< 82	< 0.24	5.5	< 10	< 5.2	< 0.24	29.5	< 5.0
	08/31/20	< 49	< 4.4	27	< 23	< 60	< 4.5	170	< 44
	04/15/21	< 49	< 4.4	13	< 23	< 60	< 4.5	130	< 44
MW-19	04/05/12	< 81.8	< 1.11	< 74.2	< 37.6	190	< 1.05	**301**	< 2.16
	07/20/12	< 81.8	< 1.11	59	< 37.6	< 0.29	< 1.05	< 1.39	< 2.16
	06/11/15	< 8.00	< 0.300	47.0	< 1.10	73.2	< 0.300	137	< 1.00
	05/22/18	< 82	< 0.24	25.0	< 10	16.1 J	< 0.24	49.7	< 5.0
	09/19/19	< 82	< 0.24	14.3	< 10	9.0 J	< 0.24	7.2 J	< 5.0
	08/31/20	< 49	< 4.4	12.0	< 23	< 60	< 4.5	**340**	< 44
	04/15/21	< 49	< 4.4	< 3.5	< 23	< 60	< 4.5	< 27	< 44

TABLE 3A
GROUND WATER MONITORING WELL ANALYTICAL DATA
Petroleum Related Compounds

Eddies' Pit Stop - SCDOT
Route 2, US Hwy 601 N., Pageland, South Carolina
UST Permit # 18871
Terracon Project No. 73098106

WELL NUMBER	SAMPLE DATE	Ethanol (µg/L)	ETBE (µg/L)	DIPE (µg/L)	ETBA (µg/L)	TBA (µg/L)	TAME (µg/L)	TAA (µg/L)	TBF (µg/L)
ALs	--	*10,000*	*47*	*150*	*NE*	*1,400*	*128*	*240*	*NE*
MW-19D	04/05/12	< 81.8	< 1.11	5.71	< 37.6	< 0.29	< 1.05	< 1.39	< 2.16
	07/19/12	< 81.8	< 1.11	5.22	< 37.6	< 0.29	< 1.05	< 1.39	< 2.16
	06/10/15	< 8.00	< 0.300	1.22	< 1.10	< 1.00	< 0.300	< 1.10	< 1.00
	05/22/18	< 82	< 0.24	< 0.24	< 10	< 5.3	< 0.24	< 5.3	< 5.0
	09/19/19	< 82	< 0.24	< 0.24	< 10	< 5.3	< 0.24	< 5.3	< 5.0
	08/31/20	< 49	< 4.4	< 3.5	< 23	< 60	< 4.5	< 27	< 44
	04/15/21	< 49	< 4.4	< 3.5	< 23	< 60	< 4.5	< 27	< 44
MW-20	07/18/12	< 164	< 2.22	< 0.210	< 75.2	51.2	< 2.1	420	< 4.32
	06/12/15	< 8.00	< 0.300	< 0.0800	719	714	< 0.300	**2,570**	< 1.00
	05/21/18	< 410	< 1.2	< 1.2	< 50	156	< 1.2	**675**	< 25
	09/17/19	< 410	< 1.2	< 1.2	< 50	532	1.8	**2,610**	< 25
	08/31/20	< 49	< 4.4	< 3.5	< 23	570	< 4.5	**2,300**	< 44
	04/13/21	< 49	< 4.4	< 3.5	< 23	< 60	< 4.5	32 I	< 44
MW-20 Dup	06/12/15	< 8.00	< 0.300	< 0.0800	909	865	< 0.300	**3,040**	< 1.00
	04/13/21	< 49	< 4.4	< 3.5	< 23	< 60	< 4.5	28 I	< 44
MW-20D	07/18/12	< 81.8	< 1.11	< 0.105	< 37.6	46.2	2.09 J	66	< 2.16
	06/10/15	< 8.00	< 0.300	< 0.0800	< 1.10	55.6	< 0.300	45.5	< 1.00
	05/21/18	< 82	< 0.24	0.25 J	< 10	54.0	1.2 J	29.4	< 5.0
	09/17/19	< 82	< 0.24	< 0.24	< 10	< 5.3	< 0.24	< 5.3	< 5.0
	09/17/19	< 82	< 0.24	< 0.24	< 10	< 5.3	< 0.24	< 5.3	< 5.0
	08/31/20	< 49	< 4.4	< 3.5	< 23	< 60	< 4.5	< 27	< 44
	04/13/21	< 49	< 4.4	< 3.5	< 23	< 60	< 4.5	< 27	< 44
MW-21	07/18/12	< 8180	< 3760	< 10.5	< 3760	**16,300**	< 105	**32,100**	< 216
	06/21/15	< 8.00	< 0.300	< 0.0800	2,900	**16,100**	< 0.300	**11,200**	< 1.00
	05/21/18	Paved Over							
MW-21D	07/18/12	< 409	< 5.55	< 0.525	< 188	179	< 5.25	**670**	< 10.8
	06/10/15	< 8.00	< 0.300	< 0.0800	1,300	**2,290**	5.21	**6,830**	< 1.00
	05/21/18	< 160	< 0.47	1.3 J	< 20	**1,550**	2.5 J	**1,990**	< 10
	09/17/19	< 82	< 0.24	0.75 J	< 10	**1,070**	1.9	**887**	< 5.0
	08/31/20	< 49	< 4.4	< 3.5	< 23	< 60	< 4.5	< 27	< 44
	04/13/21	Paved Over							
MW-22	07/18/12	< 164	< 2.22	< 0.21	< 75.2	27.2	< 2.1	163	< 4.32
	06/12/15	< 8.00	< 0.300	< 0.0800	845	617	< 0.300	**2,090**	< 1.00
	05/21/18	< 82	< 0.24	< 0.24	< 10	< 5.3	< 0.24	< 5.3	< 5.0
	09/18/19	< 82	< 0.24	0.86 J	< 10	**1,970**	1.2 J	**6,390**	< 5.0
	08/31/20	< 49	< 4.4	< 3.5	< 23	**6,200**	12	**8,000**	< 44
	04/13/21	< 49	< 4.4	< 3.5	< 23	**1,800**	< 4.5	**7,000**	< 44

TABLE 3A
GROUND WATER MONITORING WELL ANALYTICAL DATA
Petroleum Related Compounds

Eddies' Pit Stop - SCDOT
Route 2, US Hwy 601 N., Pageland, South Carolina
UST Permit # 18871
Terracon Project No. 73098106

WELL NUMBER	SAMPLE DATE	Ethanol (µg/L)	ETBE (µg/L)	DIPE (µg/L)	ETBA (µg/L)	TBA (µg/L)	TAME (µg/L)	TAA (µg/L)	TBF (µg/L)
ALs	--	*10,000*	*47*	*150*	*NE*	*1,400*	*128*	*240*	*NE*
MW-22D	07/18/12	< 818	< 11.1	< 1.05	< 376	566	< 10.5	2,780	< 21.6
	06/10/15	< 8.00	< 0.300	< 0.0800	1,730	**2,610**	< 0.300	**5,300**	< 1.00
	05/21/18	< 2,000	< 5.9	18.6 J	< 250	**3,340**	< 6.1	**9,330**	< 130
	09/18/19	< 4100	< 12	< 12	< 500	**2,760**	< 12	**6,270**	< 250
	08/31/20	< 49	< 4.4	< 3.5	< 23	**3,000**	< 4.5	**12,000**	< 44
	04/13/21	< 49	< 4.4	< 3.5	< 23	88 I	< 4.5	75 I	< 44
RW-1	03/08/17	< 82	< 0.24	< 0.24	< 10	< 5.3	< 0.24	< 5.3	< 5.0
	05/22/18	< 82	< 0.24	< 0.24	< 10	< 5.3	< 0.24	< 5.3	< 5.0
	09/17/19	**NOT SAMPLED**							
	08/31/20	**NOT SAMPLED**							
	04/13/21	**NOT SAMPLED**							
RW-2	03/08/17	< 82	< 0.24	< 0.24	< 10	< 5.3	< 0.24	< 5.3	< 5.0
	05/22/18	< 82	< 0.24	< 0.24	< 10	< 5.3	< 0.24	< 5.3	< 5.0
	09/17/19	**NOT SAMPLED**							
	08/31/20	**NOT SAMPLED**							
	04/13/21	**NOT SAMPLED**							
PW-1	01/05/12	NA	NA	NA	NA	NA	NA	NA	NA
	04/05/12	NA	NA	NA	NA	NA	NA	NA	NA
	07/17/12	NA	NA	NA	NA	NA	NA	NA	NA
	06/09/15	< 8.00	< 0.300	2.21	< 1.10	< 1.00	< 0.300	< 1.10	< 1.00
	05/22/18	< 131	< 0.07	1.6	< 50	< 3.6	< 0.1	< 50	< 1.9
	09/01/20	< 98.8	< 3.7	1.4	< 62	< 27.3	< 3.5	< 53.9	< 24.7
	04/15/21	< 72.2	< 3.2	1.2	< 51.9	< 26.8	< 2.7	< 36.4	< 29.4
PW-1 Dup	05/22/18	< 131	< 0.07	1.6	< 50	< 3.6	< 0.1	< 50	< 1.9
	09/01/20	< 98.8	< 3.7	1.5	< 62	< 27.3	< 3.5	< 53.9	< 24.7
	04/15/21	< 72.2	< 3.2	1.3	< 51.9	< 26.8	< 2.7	< 36.4	< 29.4
PW-2	01/05/12	NA	NA	NA	NA	NA	NA	NA	NA
	04/05/12	NA	NA	NA	NA	NA	NA	NA	NA
	07/17/12	NA	NA	NA	NA	NA	NA	NA	NA
	06/08/15	Not Sampled							
FB	04/13/21	< 49	< 4.4	< 3.5	< 23	< 60	< 4.5	< 27	< 44
	04/14/21	< 49	< 4.4	< 3.5	< 23	< 60	< 4.5	< 27	< 44
	04/15/21	< 23	< 4.4	< 3.5	< 23	< 60	< 4.5	< 27	< 44
PW-1	04/15/21	< 72.2	< 3.2	< 0.31	< 51.9	< 26.8	< 2.7	< 36.4	< 29.4
TB	04/15/21	< 49	< 4.4	< 3.5	< 23	< 60	< 4.5	< 27	< 44
	04/15/21	< 49	< 4.4	< 3.5	< 23	< 60	< 4.5	< 27	< 44
PW-1	04/15/21	< 72.2	< 3.2	< 0.31	< 51.9	< 26.8	< 2.7	< 36.4	< 29.4

Notes:

1) Results shown in boldface type indicate detected compounds.

2) µg/L - micrograms per liter or parts per billion

3) ALs- SCDHEC Action Levels for Oxygenate Compounds, dated November 2008.

4) NE - Not Established

6) J indicates an estimated value below the laboratory reporting limit

7) 8 Oxygenates abbreviated as:

ETBE = ethyl tert-butyl ether *TAME = t-amyl methyl ether*
TBA = t-butanol *1,2-DCA = 1,2-dichloroethane*
TBF = tert-butyl formate *ETBA = ethyl tert-butanol*
DIPE = diisopropyl ether *TAA = tert-amyl alcohol*

8) Well numbers in boldface type indicate wells gauged/sampled for this monitoring event

APPENDIX A

Ground Water Sampling Logs and Laboratory Analytical Report

Terracon

WATER/PRODUCT LEVEL MEASUREMENT LOG

PROJECT NAME: Eddies Pit Stop

PROJECT NO.: 73098106

DATE:

EQUIPMENT USED: Interface Probe

FIELD PERSONNEL:

R = Needs Repair or Replacement

C = Completed Repair/ Replacement

Well Head Summary — 25 wells

Well ID	Depth to Water	Depth to Product	Product Thickness	Total Depth	Vault	Bolts	Lid	Lock/ Cap	ID Plate	Comments
MW-1	9.96									Hit by mower moved over 6 inches
MW-2	--									
MW-3	--									
MW-3D	--									
MW-4	9.67									Hitting bottom @ 9.67 Dry
MW-5	9.76									
MW-6	7.93									
MW-7	--									
MW-8	9.07									
MW-8D	9.10									
MW-9	--									
MW-10	11.60									
MW-11	4.61									
MW-12	2.69									
MW-13	3.00									
MW-14	4.19									
MW-15	3.78									
MW-15D	3.85									
MW-16	4.36									
MW-16D	4.46									
MW-17	7.78									
MW-17D	~~7.98~~	10.09								
MW-18	2.88									

Comments:

- MW-18D - 2.75

4-13 1230
4-14 830
4-15 900

Terracon

WATER/PRODUCT LEVEL MEASUREMENT LOG

PROJECT NAME: Eddies Pit Stop

PROJECT NO.: 73098106

DATE:

EQUIPMENT USED: Interface Probe

FIELD PERSONNEL:

R = Needs Repair or Replacement

C = Completed Repair/ Replacement

Well Head Summary

Well ID	Depth to Water	Depth to Product	Product Thickness	Total Depth	Vault	Bolts	Lid	Lock/ Cap	ID Plate	Comments
MW-19	3.68									
MW-19D	3.26									
MW-20	8.92									
MW-20D	10.11									
MW-21	Destroyed									
MW-21D	Destroyed									Paved over
MW-22	~~9.12~~ 7.80									
MW-22D	~~9.12~~ 9.12									
RW-1	--									
RW-2	--									

Comments:

Terracon

Groundwater Sampling Log

Page ____ of ____

Well ID:	18871 / MW- 20 + Dup
Date:	4-13-21
Site Name:	Eddies Pit Stop
Project No.:	73098106
Field Personnel:	Adam Chapiesky
Weather Conditions:	Sunny
Air Temperature:	73°
Well Evacuation Method:	Peristaltic Pump
Sample Collection Method:	Peristaltic Pump
Sampled at (time):	1315

Total Well Depth:	35.0 ft. BTOC
Depth to water:	8.92 ft. BTOC
Length of Water Column (LWC):	26.08 ft.
Casing Diameter:	2.0 in.
1 Casing Volume = LWC x 0.17 =	4.43 gal.
3 Casing Volumes:	13.29 gal.
Total Volume Purged (mL)	3720 / 3785.412 = Total Gallons: .98
Remarks:	

Field Analyses

12.45

Time	Initial	1250	1255	1300	1305	1310	1315
Flow Rate (measured):	120	120	120	120	120	120	120
Volume Purged (mL)	120	600	600	600	600	600	600
Cumlative Purge Total (mL)	120	720	1320	1920	2520	3120	3720
pH	6.17	6.15	6.00	5.99	5.94	5.95	5.96
Specific Conductivity (umhos/cm)	112.8	105.9	96.9	96.9	97.5	97.6	98.1
Water Temperature ©	22.7	23.1	23.3	23.4	23.7	23.7	23.6
Turbidity	20.2	78.9	~~74.7~~ 65.3	61.7	55.9	46.2	23.3
Dissolved Oxygen (mg/L)	1.92	1.86	1.71	1.55	1.40	1.39	
ORP (mV)	-18.9	-23.4	-33.1	-42.3	-53.6	-58.2	-62.3
DTW	8.92	10.20	11.30	11.85	12.80	13.74	14.62

Terracon

Groundwater Sampling Log

Page ____ of ____

Well ID:	18871 / MW- 20D
Date:	4-13-21
Site Name:	Eddies Pit Stop
Project No.:	73098106
Field Personnel:	Adam Chapiesky
Weather Conditions:	Sunny
Air Temperature:	75°
Well Evacuation Method:	Peristaltic Pump
Sample Collection Method:	Peristaltic Pump
Sampled at (time):	1355

Total Well Depth:	60.00 ft. BTOC
Depth to water:	10.11 ft. BTOC
Length of Water Column (LWC):	49.89 ft.
Casing Diameter:	2.0 in.
1 Casing Volume = LWC x 0.17 =	8.48 gal.
3 Casing Volumes:	25.44 gal.
Total Volume Purged (mL)	/ 3785.412 = Total Gallons:
Remarks:	

Field Analyses

Time	Initial	1330	1335	1340	1345	1350	1355
Flow Rate (measured):	120	120	120	120	120	120	120
Volume Purged (mL)	120	600	600	600	600	600	600
Cumlative Purge Total (mL)	120	720	1320	1920	2520	3120	3720
pH	5.61	5.58	5.53	5.51	5.44	5.45	5.45
Specific Conductivity (umhos/cm)	89.8	89.9	90.5	90.3	90.1	90.2	90.3
Water Temperature ©	24.6	23.9	23.9	23.8	23.8	23.8	23.7
Turbidity	6.61	18.1	4.46	4.18	2.91	2.86	2.72
Dissolved Oxygen (mg/L)	3.23	2.79	2.89	2.83	2.78	2.72	2.68
ORP (mV)	3.63	8.64	16.8	22.3	35.9	42.9	51.3
DTW	9.91	10.96	11.86	12.45	13.25	14.13	14.98

Terracon

Groundwater Sampling Log

Page ____ of ____

Well ID:	18871 / MW- 17
Date:	4-13-21
Site Name:	Eddies Pit Stop
Project No.:	73098106
Field Personnel:	Adam Chapiesky
Weather Conditions:	Sunny
Air Temperature:	75°
Well Evacuation Method:	Peristaltic Pump
Sample Collection Method:	Peristaltic Pump
Sampled at (time):	1435

Total Well Depth:	35 ft. BTOC
Depth to water:	7.78 ft. BTOC
Length of Water Column (LWC):	27.22 ft.
Casing Diameter:	2.0 in.
1 Casing Volume = LWC x 0.17 =	4.63 gal.
3 Casing Volumes:	13.89 gal.
Total Volume Purged (mL)	/ 3785.412 = Total Gallons:
Remarks:	

Field Analyses

Time	Initial 14.05	1410	1415	1420	1425	1430	1435
Flow Rate (measured):	120	120	120	120	120	120	120
Volume Purged (mL)	120	600	600	600	600	600	600
Cumlative Purge Total (mL)	120	720	1320	1920	2520	3120	3720
pH	4.45	4.22	4.05	4.13	4.18	4.15	4.13
Specific Conductivity (umhos/cm)	81.0	79.2	74.5	74.6	74.8	74.9	74.8
Water Temperature ©	22.5	22.1	21.4	21.5	21.5	21.5	21.6
Turbidity	14.7	4.26	3.58	2.25	4.11	3.69	4.21
Dissolved Oxygen (mg/L)	2.18	2.15	2.10	2.16	2.20	2.18	2.16
ORP (mV)	67.1	89.9	102.2	105.3	106.7	109.8	109.1
DTW	7.22	8.16	8.82	9.50	10.03	10.60	11.12

Terracon

Groundwater Sampling Log

Page ____ of ____

Well ID:	18871 / MW- 6
Date:	4-13-21
Site Name:	Eddies Pit Stop
Project No.:	73098106
Field Personnel:	Adam Chapiesky
Weather Conditions:	Sunny
Air Temperature:	80°
Well Evacuation Method:	Peristaltic Pump
Sample Collection Method:	Peristaltic Pump
Sampled at (time):	1545

Total Well Depth:	35 ft. BTOC
Depth to water:	7.73 ft. BTOC
Length of Water Column (LWC):	27.07 ft.
Casing Diameter:	2.0 in.
1 Casing Volume = LWC x 0.17 =	4.60 gal.
3 Casing Volumes:	13.8 gal.
Total Volume Purged (mL)	/ 3785.412 = Total Gallons:
Remarks:	

Field Analyses

Time	Initial 1515	1520	1525	1530	1535	1540	1545
Flow Rate (measured):	120	120	120	120	120	120	120
Volume Purged (mL)	120	600	600	600	600	600	600
Cumlative Purge Total (mL)	120	720	1320	1920	2520	3120	3720
pH	4.72	4.68	4.62	4.60	4.59	4.60	4.61
Specific Conductivity (umhos/cm)	88.0	87.8	87.5	87.5	87.3	87.2	87.0
Water Temperature ©	21.2	20.9	20.9	20.9	20.8	20.9	21.0
Turbidity	12.6	9.82	13.5	9.72	10.12	9.76	8.72
Dissolved Oxygen (mg/L)	2.92	2.91	2.98	2.96	2.94	2.95	2.94
ORP (mV)	78.7	82.8	90.4	92.3	93.2	94.8	95.8
DTW	7.80	8.62	9.50	10.38	11.13	11.92	12.56

Terracon

Groundwater Sampling Log

Well ID:	18871 / MW- 10
Date:	4-13-21
Site Name:	Eddies Pit Stop
Project No.:	73098106
Field Personnel:	Adam Chapiesky
Weather Conditions:	Sunny
Air Temperature:	80°
Well Evacuation Method:	Peristaltic Pump
Sample Collection Method:	Peristaltic Pump
Sampled at (time):	1620

Total Well Depth:	35 ft. BTOC
Depth to water:	11.60 ft. BTOC
Length of Water Column (LWC):	23.4 ft.
Casing Diameter:	2.0 in.
1 Casing Volume = LWC x 0.17 =	~~2.34~~ 3.98 gal.
3 Casing Volumes:	11.94 gal.
Total Volume Purged (mL)	/ 3785.412 = Total Gallons:
Remarks:	

Field Analyses

Time	Initial	1555	1600	1605	1610	1615	1620
Flow Rate (measured):	120	120	120	120	120	120	120
Volume Purged (mL)	120	600	600	600	600	600	600
Cumlative Purge Total (mL)	120	720	1320	1920	2520	3120	3720
pH	5.13	5.18	5.27	5.01	5.05	5.04	5.03
Specific Conductivity (umhos/cm)	123.4	116.9	112.9	104.4	104.3	104.1	104.2
Water Temperature ©	23.8	23.6	23.4	23.3	23.3	23.3	23.5
Turbidity	13.5	16.8	14.6	5.36	6.96	7.23	5.12
Dissolved Oxygen (mg/L)	1.61	1.42	1.22	1.15	1.14	1.13	1.15
ORP (mV)	-24.1	-38.9	-40.8	-5.6	-2.3	0.5	2.1
DTW	8.31	9.31	9.92	10.58	11.15	11.72	12.32

Terracon

Groundwater Sampling Log

Page ____ of ____

Well ID:	18871 / MW- 220
Date:	4-13-21
Site Name:	Eddies Pit Stop
Project No.:	73098106
Field Personnel:	Adam Chapiesky
Weather Conditions:	Sunny
Air Temperature:	80°
Well Evacuation Method:	Peristaltic Pump
Sample Collection Method:	Peristaltic Pump
Sampled at (time):	1655

Total Well Depth:	60	ft. BTOC
Depth to water:	9.12	ft. BTOC
Length of Water Column (LWC):	50.88	ft.
Casing Diameter:	2.0	in.
1 Casing Volume = LWC x 0.17 =	8.65	gal.
3 Casing Volumes:	25.95	gal.
Total Volume Purged (mL) 3720 / 3785.412 = Total Gallons:	.98	

Remarks: ____

Field Analyses

Time	Initial (1625)	1630	1635	1640	1645	1650	1655
Flow Rate (measured):	120	120	120	120	120	120	120
Volume Purged (mL)	120	600	600	600	600	600	600
Cumlative Purge Total (mL)	120	720	1320	1920	2520	3120	3720
pH	6.05	6.03	6.02	6.00	5.89	5.78	5.79
Specific Conductivity (umhos/cm)	61.6	58.8	56.6	56.8	56.4	56.0	56.1
Water Temperature ©	28.2	26.1	24.8	24.9	24.8	24.9	24.9
Turbidity	28.4	35.3	25.3	22.8	18.8	13.2	7.36
Dissolved Oxygen (mg/L)	2.34	1.82	1.42	1.37	1.25	1.17	1.15
ORP (mV)	-43.8	-39.9	-37.5	-30.2	-22.3	-17.3	-15.6
DTW	8.76	10.05	10.49	10.81	11.09	11.31	11.59

Terracon

Groundwater Sampling Log

Page ____ of ____

Well ID:	18871 / MW- 22
Date:	4-13-21
Site Name:	Eddies Pit Stop
Project No.:	73098106
Field Personnel:	Adam Chapiesky
Weather Conditions:	Sunny
Air Temperature:	77°
Well Evacuation Method:	Peristaltic Pump
Sample Collection Method:	Peristaltic Pump
Sampled at (time):	1730

Total Well Depth:	35 ft. BTOC
Depth to water:	7.80 ft. BTOC
Length of Water Column (LWC):	27.2 ft.
Casing Diameter:	2.0 in.
1 Casing Volume = LWC x 0.17 =	4.62 gal.
3 Casing Volumes:	13.86 gal.
Total Volume Purged (mL)	/ 3785.412 = Total Gallons:
Remarks:	

Field Analyses

Time	1700 Initial	1705	1710	1715	1720	1725	1730
Flow Rate (measured):	120	120	120	120	120	120	120
Volume Purged (mL)	120	600	600	600	600	600	600
Cumlative Purge Total (mL)	120	720	1320	1920	2520	3120	3720
pH	4.86	4.72	4.65	4.63	4.69	4.68	4.73
Specific Conductivity (umhos/cm)	76.3	75.7	75.0	74.5	74.5	74.4	74.5
Water Temperature ©	24.6	23.3	23.4	22.2	22.3	22.5	22.6
Turbidity	21.8	6.55	5.08	5.53	4.86	5.23	9.36
Dissolved Oxygen (mg/L)	2.15	1.65	1.28	1.18	1.17	1.17	1.15
ORP (mV)	-42.7	-39.1	-33.5	-26.7	-20.3	-18.6	-15.3
DTW	8.28	9.21	9.95	10.56	11.02	11.48	12.02

Terracon

Groundwater Sampling Log

Well ID:	18871 / MW- 15
Date:	4.14.21
Site Name:	Eddies Pit Stop
Project No.:	73098106
Field Personnel:	Adam Chapiesky
Weather Conditions:	Sunny
Air Temperature:	82°
Well Evacuation Method:	Peristaltic Pump
Sample Collection Method:	Peristaltic Pump
Sampled at (time):	945

Total Well Depth:	32 ft. BTOC
Depth to water:	3.78 ft. BTOC
Length of Water Column (LWC):	28.22 ft.
Casing Diameter:	2.0 in.
1 Casing Volume = LWC x 0.17 =	4.80 gal.
3 Casing Volumes:	3720 14.4 gal.
Total Volume Purged (mL)	/ 3785.412 = Total Gallons:
Remarks:	

Field Analyses

Time	Initial	920	925	930	935	940	945
Flow Rate (measured):	120	120	120	120	120	120	120
Volume Purged (mL)	120	600	600	600	600	600	600
Cumlative Purge Total (mL)	120	720	1320	1920	2520	3120	3720
pH	5.16	5.18	5.18	5.25	5.32	5.30	5.31
Specific Conductivity (umhos/cm)	117.7	111.7	108.7	108.9	109.5	109.6	109.7
Water Temperature ©	17.6	17.4	17.2	17.2	17.1	17.2	17.1
Turbidity	2.20	2.59	5.64	10.1	5.85	5.96	4.32
Dissolved Oxygen (mg/L)	2.94	2.32	2.22	2.05	2.00	2.01	1.98
ORP (mV)	90.3	89.8	88.1	71.3	71.3	65.3	61.2
DTW	3.73	4.98	5.60	6.32	6.96	7.51	8.02

Terracon

Groundwater Sampling Log

Page ____ of ____

Well ID:	18871 / MW- 15D
Date:	4-14-21
Site Name:	Eddies Pit Stop
Project No.:	73098106
Field Personnel:	Adam Chapiesky
Weather Conditions:	Sunny
Air Temperature:	56°
Well Evacuation Method:	Peristaltic Pump
Sample Collection Method:	Peristaltic Pump
Sampled at (time):	1020

Total Well Depth:	60 ft. BTOC
Depth to water:	3.85 ft. BTOC
Length of Water Column (LWC):	56.15 ft.
Casing Diameter:	2.0 in.
1 Casing Volume = LWC x 0.17 =	9.55 gal.
3 Casing Volumes:	28.65 gal.
Total Volume Purged (mL)	/ 3785.412 = Total Gallons:
Remarks:	

Field Analyses

Time	Initial	955	1000	1005	1010	1015	1020
Flow Rate (measured):	120	120	120	120	120	120	120
Volume Purged (mL)	120	600	600	600	600	600	600
Cumlative Purge Total (mL)	120	720	1320	1920	2520	3120	3720
pH	5.34	5.41	5.44	5.41	5.38	5.37	5.35
Specific Conductivity (umhos/cm)	95.3	96.8	98.0	98.6	97.9	97.9	98.0
Water Temperature ©	18.2	18.3	18.4	18.7	19.2	19.1	19.2
Turbidity	2.81	1.11	1.66	2.06	1.47	1.55	2.03
Dissolved Oxygen (mg/L)	4.29	4.32	4.39	4.38	4.37	4.37	4.36
ORP (mV)	86.0	93.2	80.6	79.3	78.3	77.3	75.8
DTW	4.02	4.36	4.48	4.55	4.60	4.63	4.67

Terracon

Groundwater Sampling Log

Page ____ of ____

Well ID:	18871 / MW- 14
Date:	4-14-21
Site Name:	Eddies Pit Stop
Project No.:	73098106
Field Personnel:	Adam Chapiesky
Weather Conditions:	SUNNY
Air Temperature:	70°
Well Evacuation Method:	Peristaltic Pump
Sample Collection Method:	Peristaltic Pump
Sampled at (time):	1055

Total Well Depth:	35 ft. BTOC
Depth to water:	4.19 ft. BTOC
Length of Water Column (LWC):	30.21 ft.
Casing Diameter:	2.0 in.
1 Casing Volume = LWC x 0.17 =	5.14 gal.
3 Casing Volumes:	15.42 gal.
Total Volume Purged (mL) 3720 / 3785.412 =	Total Gallons:
Remarks:	

Field Analyses

Time	Initial	1030	1035	1040	1045	1050	1055
Flow Rate (measured):	120	120	120	120	120	120	120
Volume Purged (mL)	120	600	600	600	600	600	600
Cumlative Purge Total (mL)	120	720	1320	1920	2520	3120	3720
pH	5.61	5.61	5.61	5.61	5.61	5.61	5.61
Specific Conductivity (umhos/cm)	171.6	172.8	174.3	174.8	175.6	175.7	175.8
Water Temperature ©	18.6	18.4	18.2	18.4	18.8	18.5	18.6
Turbidity	63.5	24.6	18.2	10.1	11.9	8.96	6.32
Dissolved Oxygen (mg/L)	2.56	1.82	1.25	1.25	1.25	1.25	1.25
ORP (mV)	25.3	10.3	-9.7	-10.8	-13.2	-15.3	-15.8
DTW	4.20	5.23	6.07	6.82	7.45	8.26	9.02

Terracon

Groundwater Sampling Log

Well ID:	18871 / MW- 8
Date:	4-14-21
Site Name:	Eddies Pit Stop
Project No.:	73098106
Field Personnel:	Adam Chapiesky
Weather Conditions:	Sunny
Air Temperature:	72°
Well Evacuation Method:	Peristaltic Pump
Sample Collection Method:	Peristaltic Pump
Sampled at (time):	1130

Total Well Depth:	ft. BTOC
Depth to water:	ft. BTOC
Length of Water Column (LWC):	ft.
Casing Diameter:	2.0 in.
1 Casing Volume = LWC x 0.17 =	gal.
3 Casing Volumes:	gal.
Total Volume Purged (mL) / 3785.412 =	Total Gallons:
Remarks:	

Field Analyses

Time	Initial	1100	1105	1110	1115	1120	1125	1130
Flow Rate (measured):	120	120	120	120	120	120	120	120
Volume Purged (mL)	120	600	600	600	600	600	600	600
Cumlative Purge Total (mL)	120	720	1320	1920	2520	3120	3720	4320
pH	5.96	5.85	5.84	5.84	5.84	5.85	5.85	5.84
Specific Conductivity (umhos/cm)	233.3	233.1	232.3	233.2	233.2	233.4	233.9	234.0
Water Temperature ©	24.0	23.3	22.3	23.2	23.5	23.5	23.5	23.5
Turbidity	5.52	3.62	2.96	2.33	2.12	3.62	2.62	2.62
Dissolved Oxygen (mg/L)	2.12	1.82	1.30	1.23	1.20	1.20	1.20	1.18
ORP (mV)	-46.1	-56.2	-54.3	-55.6	-56.7	-57.3	-57.9	-57.9
DTW	9.08	10.20	11.48	12.02	12.74	13.66	14.23	14.23

Terracon

Groundwater Sampling Log

Well ID:	18871 / MW- 8D
Date:	4-14-21
Site Name:	Eddies Pit Stop
Project No.:	73098106
Field Personnel:	Adam Chapiesky
Weather Conditions:	Sunny
Air Temperature:	75°
Well Evacuation Method:	Peristaltic Pump
Sample Collection Method:	Peristaltic Pump
Sampled at (time):	1205

Total Well Depth:	ft. BTOC
Depth to water:	ft. BTOC
Length of Water Column (LWC):	ft.
Casing Diameter:	2.0 in.
1 Casing Volume = LWC x 0.17 =	gal.
3 Casing Volumes:	gal.
Total Volume Purged (mL) / 3785.412 =	Total Gallons:
Remarks:	

Field Analyses

Time	1135 Initial	1140	1145	1150	1155	1200	1205
Flow Rate (measured):	120	120	120	120	120	120	120
Volume Purged (mL)	120	600	600	600	600	600	600
Cumlative Purge Total (mL)	120	720	1320	1920	2520	3120	3720
pH	6.03	5.79	5.76	5.76	5.77	5.77	5.76
Specific Conductivity (umhos/cm)	175.7	166.6	164.6	164.6	165.0	165.1	165.0
Water Temperature ©	22.7	23.2	23.8	24.1	26.0	25.1	24.3
Turbidity	4.58	2.53	2.63	1.63	3.48	2.64	3.26
Dissolved Oxygen (mg/L)	1.67	1.25	1.10	1.08	0.96	0.95	0.94
ORP (mV)	-60.3	-65.3	-69.9	-75.3	-83.7	-89.3	-90.2
DTW	8.98	9.97	10.70	11.33	11.92	12.32	12.66

Terracon

Groundwater Sampling Log

Well ID:	18871 / MW- 16
Date:	4-14-21
Site Name:	Eddies Pit Stop
Project No.:	73098106
Field Personnel:	Adam Chapiesky
Weather Conditions:	Sunny
Air Temperature:	72°
Well Evacuation Method:	Peristaltic Pump
Sample Collection Method:	Peristaltic Pump
Sampled at (time):	1330

Total Well Depth:	32 ft. BTOC
Depth to water:	4.36 ft. BTOC
Length of Water Column (LWC):	____ ft.
Casing Diameter:	2.0 in.
1 Casing Volume = LWC x 0.17 =	____ gal.
3 Casing Volumes:	____ gal.
Total Volume Purged (mL)	____ / 3785.412 = Total Gallons: ____
Remarks:	____

Field Analyses

Time	Initial (1300)	1305	1310	1315	1320	1325	1330
Flow Rate (measured):	120	120	120	120	120	120	120
Volume Purged (mL)	120	600	600	600	600	600	600
Cumlative Purge Total (mL)	120	720	1320	1920	2520	3120	3720
pH	4.64	4.62	4.60	4.59	4.58	4.58	4.58
Specific Conductivity (umhos/cm)	112.3	111.7	100.3	96.7	96.7	96.6	96.7
Water Temperature ©	25.3	25.5	24.2	23.2	23.3	23.3	23.2
Turbidity	5.67	3.55	1.81	4.19	3.75	4.23	2.69
Dissolved Oxygen (mg/L)	3.26	3.20	3.19	3.17	3.15	3.10	3.11
ORP (mV)	-15.3	-5.9	10.2	23.7	25.4	30.2	32.3
DTW	4.30	5.11	5.83	6.45	7.23	8.02	8.56

Terracon

Groundwater Sampling Log

Page ____ of ____

Well ID:	18871 / MW- 160
Date:	4-14-21
Site Name:	Eddies Pit Stop
Project No.:	73098106
Field Personnel:	Adam Chapiesky
Weather Conditions:	Sunny
Air Temperature:	78°
Well Evacuation Method:	Peristaltic Pump
Sample Collection Method:	Peristaltic Pump
Sampled at (time):	1405

Total Well Depth:	ft. BTOC
Depth to water:	ft. BTOC
Length of Water Column (LWC):	ft.
Casing Diameter:	2.0 in.
1 Casing Volume = LWC x 0.17 =	gal.
3 Casing Volumes:	gal.
Total Volume Purged (mL) / 3785.412 = Total Gallons:	
Remarks:	

Field Analyses

1335

Time	Initial	1340	1345	1350	1355	1400	1405
Flow Rate (measured):	120	120	120	120	120	120	120
Volume Purged (mL)	120	600	600	600	600	600	600
Cumlative Purge Total (mL)	120	720	1320	1920	2520	3120	3720
pH	5.77	5.75	5.70	5.71	5.70	5.69	5.68
Specific Conductivity (umhos/cm)	171.7	177.8	182.8	183.2	183.4	183.4	183.5
Water Temperature ©	25.1	24.6	24.1	24.1	24.2	24.1	23.9
Turbidity	16.8	6.18	4.62	3.58	2.62	3.78	4.69
Dissolved Oxygen (mg/L)	2.94	1.99	1.62	1.58	1.42	1.38	1.30
ORP (mV)	-21.4	-24.3	-26.1	-29.3	-31.2	-32.3	-32.7
DTW	4.47	5.20	5.29	5.33	5.41	5.44	5.48

Terracon

Groundwater Sampling Log

Page ____ of ____

Well ID:	18871 / MW-1
Date:	4-14-21
Site Name:	Eddies Pit Stop
Project No.:	73098106
Field Personnel:	Adam Chapiesky
Weather Conditions:	Sunny
Air Temperature:	80°
Well Evacuation Method:	Peristaltic Pump
Sample Collection Method:	Peristaltic Pump
Sampled at (time):	1440

Total Well Depth:	ft. BTOC
Depth to water:	ft. BTOC
Length of Water Column (LWC):	ft.
Casing Diameter:	2.0 in.
1 Casing Volume = LWC x 0.17 =	gal.
3 Casing Volumes:	gal.
Total Volume Purged (mL) / 3785.412 =	Total Gallons:
Remarks:	

Field Analyses

Time	Initial (1410)	1415	1420	1425	1430	1435	1440
Flow Rate (measured):	120	120	120	120	120	120	120
Volume Purged (mL)	120	600	600	600	600	600	600
Cumlative Purge Total (mL)	120	720	1320	1920	2520	3120	3720
pH	5.71	5.55	5.46	5.43	5.43	5.43	5.42
Specific Conductivity (umhos/cm)	142.9	142.1	141.4	141.1	141.1	141.3	141.3
Water Temperature ©	27.1	26.5	25.7	25.3	25.1	24.7	24.7
Turbidity	40.2	51.2	63.8	60.1	58.7	22.3	21.2
Dissolved Oxygen (mg/L)	2.32	1.89	1.26	1.22	1.20	1.18	1.15
ORP (mV)	-64.4	-58.8	-56.2	-54.3	-52.3	-50.2	-50.1
DTW	9.93	10.58	11.43	12.40	13.42	14.02	14.33

Terracon

Groundwater Sampling Log

Well ID:	18871 / MW- 5
Date:	4-14-21
Site Name:	Eddies Pit Stop
Project No.:	73098106
Field Personnel:	Adam Chapiesky
Weather Conditions:	Sunny
Air Temperature:	80°
Well Evacuation Method:	Peristaltic Pump
Sample Collection Method:	Peristaltic Pump
Sampled at (time):	1520

Total Well Depth:	25 ft. BTOC
Depth to water:	9.76 ft. BTOC
Length of Water Column (LWC):	____ ft.
Casing Diameter:	2.0 in.
1 Casing Volume = LWC x 0.17 =	____ gal.
3 Casing Volumes:	____ gal.
Total Volume Purged (mL)	/ 3785.412 = Total Gallons:
Remarks:	

Field Analyses

Time	Initial	1455	1500	1505	1510	1515	1520
Flow Rate (measured):	120	120	120	120	120	120	120
Volume Purged (mL)	120	600	600	600	600	600	600
Cumlative Purge Total (mL)	120	720	1320	1920	2520	3120	3720
pH	5.14	5.09	5.05	4.98	4.97	4.97	4.95
Specific Conductivity (umhos/cm)	163.0	161.8	160.1	158.5	158.4	158.3	158.3
Water Temperature ©	26.9	24.2	23.3	22.4	22.4	22.3	22.4
Turbidity	18.4	7.90	5.81	4.67	3.26	4.13	4.67
Dissolved Oxygen (mg/L)	1.32	1.18	1.01	1.05	1.04	1.01	1.00
ORP (mV)	-66.0	-28.3	-7.8	5.1	10.2	12.3	14.8
DTW	10.38	11.15	11.47	11.70	12.02	12.12	12.23

1450

Terracon

Groundwater Sampling Log

Page ____ of ____

Well ID:	18871 / MW- 11
Date:	4-14-21
Site Name:	Eddies Pit Stop
Project No.:	73098106
Field Personnel:	Adam Chapiesky
Weather Conditions:	Sunny
Air Temperature:	80°
Well Evacuation Method:	Peristaltic Pump
Sample Collection Method:	Peristaltic Pump
Sampled at (time):	1635

Total Well Depth:	35 ft. BTOC
Depth to water:	4.61 ft. BTOC
Length of Water Column (LWC):	____ ft.
Casing Diameter:	2.0 in.
1 Casing Volume = LWC x 0.17 =	____ gal.
3 Casing Volumes:	____ gal.
Total Volume Purged (mL)	/ 3785.412 = Total Gallons: ____
Remarks:	

Field Analyses

Time	Initial (1605)	1610	1615	1620	1625	1630	1635
Flow Rate (measured):	120	120	120	120	120	120	120
Volume Purged (mL)	120	600	600	600	600	600	600
Cumlative Purge Total (mL)	120	720	1320	1920	2520	3120	3720
pH	4.56	4.53	4.50	4.50	4.74	4.68	4.65
Specific Conductivity (umhos/cm)	95.4	94.0	91.0	90.8	90.1	90.1	90.2
Water Temperature ©	22.0	21.3	19.8	20.1	20.5	20.3	20.4
Turbidity	6.09	3.55	2.54	4.1	1.75	2.06	1.13
Dissolved Oxygen (mg/L)	3.61	3.02	2.66	2.60	2.55	2.59	2.54
ORP (mV)	24.8	24.6	24.3	62.3	45.1	32.1	28.9
DTW	4.55	5.83	6.40	7.14	7.63	8.01	8.36

Terracon

Groundwater Sampling Log

Well ID:	18871 / MW- 19D
Date:	4-15-21
Site Name:	Eddies Pit Stop
Project No.:	73098106
Field Personnel:	Adam Chapiesky
Weather Conditions:	Sunny
Air Temperature:	70°
Well Evacuation Method:	Peristaltic Pump
Sample Collection Method:	Peristaltic Pump
Sampled at (time):	855

Total Well Depth:	60 ft. BTOC
Depth to water:	3.20 ft. BTOC
Length of Water Column (LWC):	____ ft.
Casing Diameter:	2.0 in.
1 Casing Volume = LWC x 0.17 =	____ gal.
3 Casing Volumes:	____ gal.
Total Volume Purged (mL)	____ / 3785.412 = Total Gallons: ____
Remarks:	

Field Analyses

Time	Initial (825)	830	535	840	845	850	855
Flow Rate (measured):	120	120	120	120	120	120	120
Volume Purged (mL)	120	600	600	600	600	600	660
Cumlative Purge Total (mL)	120	720	1320	1920	2520	3120	3720
pH	6.49	6.47	6.47	6.50	6.50	6.51	6.50
Specific Conductivity (umhos/cm)	230.5	220.2	210.8	209.9	209.5	209.4	209.3
Water Temperature ©	18.0	17.8	17.7	17.7	17.5	17.7	17.8
Turbidity	7.23	6.30	9.60	7.22	8.28	7.36	5.42
Dissolved Oxygen (mg/L)	3.33	2.99	2.85	2.53	2.42	2.40	2.38
ORP (mV)	9.8	16.8	19.0	17.8	16.8	17.9	18.3
DTW	3.20	4.23	4.94	5.50	6.05	6.60	7.23

Terracon

Groundwater Sampling Log

Page ____ of ____

Well ID:	18871 / MW- 19
Date:	4-15-21
Site Name:	Eddies Pit Stop
Project No.:	73098106
Field Personnel:	Adam Chapiesky
Weather Conditions:	Sunny
Air Temperature:	70°
Well Evacuation Method:	Peristaltic Pump
Sample Collection Method:	Peristaltic Pump
Sampled at (time):	935

Total Well Depth:	32 ft. BTOC
Depth to water:	3.68 ft. BTOC
Length of Water Column (LWC):	28.32 ft.
Casing Diameter:	2.0 in.
1 Casing Volume = LWC x 0.17 =	4.81 gal.
3 Casing Volumes:	14.43 gal.
Total Volume Purged (mL)	/ 3785.412 = Total Gallons:
Remarks:	

Field Analyses

Time	Initial (905)	910	915	920	925	930	935
Flow Rate (measured):	120	120	120	120	120	120	120
Volume Purged (mL)	120	600	600	600	600	600	600
Cumlative Purge Total (mL)	120	720	1320	1920	2520	3120	3720
pH	5.67	5.70	5.75	5.70	5.61	5.62	5.62
Specific Conductivity (umhos/cm)	189.7	188.3	187.4	187.3	187.1	187.0	187.0
Water Temperature ©	16.7	17.0	17.2	17.2	17.0	17.1	17.1
Turbidity	18.9	6.41	9.04	10.8 21.9	17.8	12.8	8.45
Dissolved Oxygen (mg/L)	2.83	2.82	2.41	2.56	2.30	2.29	2.18
ORP (mV)	48.4	48.1	47.9	45.3	39.5	37.3	36.8
DTW	3.61	4.30	4.74	5.45	5.95	6.39	6.89

Terracon

Groundwater Sampling Log

Page ____ of ____

Well ID:	18871 / MW- 13
Date:	4-15-21
Site Name:	Eddies Pit Stop
Project No.:	73098106
Field Personnel:	Adam Chapiesky
Weather Conditions:	Sunny, cloudy
Air Temperature:	68°
Well Evacuation Method:	Peristaltic Pump
Sample Collection Method:	Peristaltic Pump
Sampled at (time):	1010

Total Well Depth:	ft. BTOC
Depth to water:	3.02 ft. BTOC
Length of Water Column (LWC):	ft.
Casing Diameter:	2.0 in.
1 Casing Volume = LWC x 0.17 =	gal.
3 Casing Volumes:	gal.
Total Volume Purged (mL) / 3785.412 =	Total Gallons:
Remarks:	

Field Analyses

940

Time	Initial	945	950	955	1000	1005	1010
Flow Rate (measured):	120	120	120	120	120	120	120
Volume Purged (mL)	120	600	600	600	600	600	600
Cumlative Purge Total (mL)	120	720	1320	1920	2520	3120	3720
pH	5.73	5.74	5.72	5.68	5.65	5.65	5.64
Specific Conductivity (umhos/cm)	87.8	87.3	86.5	86.1	85.8	85.6	84.7
Water Temperature ©	17.1	17.1	17.0	16.8	16.8	16.8	16.9
Turbidity	27.3	20.3	18.9	21.3	18.9	17.4	15.3
Dissolved Oxygen (mg/L)	2.00	1.98	1.75	1.52	1.32	1.18	.98
ORP (mV)	-53.6	-58.9	-62.3	-68.9	-72.3	-78.9	-84.9
DTW	3.06	3.75	4.52	5.20	5.95	6.50	7.03

Terracon

Groundwater Sampling Log

Page ____ of ____

Well ID:	18871 / MW- 12 + Dup
Date:	4-15-21
Site Name:	Eddies Pit Stop
Project No.:	73098106
Field Personnel:	Adam Chapiesky
Weather Conditions:	Sunny
Air Temperature:	70°
Well Evacuation Method:	Peristaltic Pump
Sample Collection Method:	Peristaltic Pump
Sampled at (time):	1055

Total Well Depth:	35 ft. BTOC
Depth to water:	~~2.63~~ 2.69 ft. BTOC
Length of Water Column (LWC):	ft.
Casing Diameter:	2.0 in.
1 Casing Volume = LWC x 0.17 =	gal.
3 Casing Volumes:	gal.
Total Volume Purged (mL) / 3785.412 =	Total Gallons:
Remarks:	

Field Analyses

Time	1025 Initial	1030	1035	1040	1045	1050	1055
Flow Rate (measured):	120	120	120	120	120	120	120
Volume Purged (mL)	120	600	600	600	600	600	600
Cumlative Purge Total (mL)	120	720	1320	1920	2520	3120	3720
pH	5.85	5.90	5.77	5.80	5.86	5.86	5.85
Specific Conductivity (umhos/cm)	252.3	253.8	255.4	254.8	253.8	253.7	253.5
Water Temperature ©	22.6	22.1	20.7	21.1	21.9	21.8	21.7
Turbidity	37.5	16.2	16.2	22.6	15.5	10.1	8.99
Dissolved Oxygen (mg/L)	1.35	1.20	1.07	1.00	.69	.68	.76
ORP (mV)	-81.9	-82.3	-83.0	-73.2	-68.0	-67.8	-67.1
DTW	2.63	3.42	4.25	5.00	5.69	6.02	6.53

Terracon

Groundwater Sampling Log

Well ID:	18871 / MW- 18
Date:	4-15-21
Site Name:	Eddies Pit Stop
Project No.:	73098106
Field Personnel:	Adam Chapiesky
Weather Conditions:	Sunny
Air Temperature:	70°
Well Evacuation Method:	Peristaltic Pump
Sample Collection Method:	Peristaltic Pump
Sampled at (time):	1135

Total Well Depth:	32 ft. BTOC
Depth to water:	2.88 ft. BTOC
Length of Water Column (LWC):	____ ft.
Casing Diameter:	2.0 in.
1 Casing Volume = LWC x 0.17 =	____ gal.
3 Casing Volumes:	____ gal.
Total Volume Purged (mL)	____ / 3785.412 = Total Gallons: ____
Remarks:	____

Field Analyses

Time	Initial	1110	1115	1120	1125	1130	1135
Flow Rate (measured):	120	120	120	120	120	120	120
Volume Purged (mL)	126	600	600	600	600	600	600
Cumlative Purge Total (mL)	120	720	1320	1920	2520	3120	3720
pH	5.23	5.26	5.25	5.18	5.14	5.10	5.09
Specific Conductivity (umhos/cm)	100.7	99.8	94.4	94.2	93.8	93.5	93.3
Water Temperature ©	20.4	20.9	21.2	20.3	19.6	19.8	20.2
Turbidity	13.0	9.66	8.42	14.9	10.4	8.52	9.67
Dissolved Oxygen (mg/L)	2.08	1.84	1.65	1.64	1.62	1.63	1.60
ORP (mV)	-8.0	-21.2	-30.6	-35.5	-40.7	-43.8	-46.9
DTW	3.03	3.45	4.42	4.80	5.14	5.38	5.69

Terracon

Groundwater Sampling Log

Page ____ of ____

Well ID:	18871 / MW- 18D
Date:	4-15-21
Site Name:	Eddies Pit Stop
Project No.:	73098106
Field Personnel:	Adam Chapiesky
Weather Conditions:	cloudy
Air Temperature:	70°
Well Evacuation Method:	Peristaltic Pump
Sample Collection Method:	Peristaltic Pump
Sampled at (time):	1210

Total Well Depth:	60 ft. BTOC
Depth to water:	2.75 ft. BTOC
Length of Water Column (LWC):	____ ft.
Casing Diameter:	2.0 in.
1 Casing Volume = LWC x 0.17 =	____ gal.
3 Casing Volumes:	____ gal.
Total Volume Purged (mL)	/ 3785.412 = Total Gallons: ____
Remarks:	

Field Analyses

Time	Initial	1145	1150	1155	1200	1205	1210
Flow Rate (measured):	120	120	120	120	120	120	120
Volume Purged (mL)	120	600	600	600	600	600	600
Cumlative Purge Total (mL)	120	720	1320	1920	2520	3120	3720
pH	5.42	5.36	5.27	5.23	5.24	5.24	5.24
Specific Conductivity (umhos/cm)	144.5	144.1	143.9	143.7	143.5	143.3	143.3
Water Temperature ©	20.0	19.7	19.8	19.1	19.1	19.2	19.1
Turbidity	6.83	6.85	8.67	8.03	9.94	8.78	7.96
Dissolved Oxygen (mg/L)	2.10	1.82	1.15	1.13	1.16	1.08	1.05
ORP (mV)	-60.4	-62.4	-63.9	-68.3	-70.2	-75.3	-80.1
DTW	2.82	3.95	4.46	4.90	5.12	5.23	5.35

Terracon

Groundwater Sampling Log

Page ____ of ____

Well ID:	18871 /~~MW~~- PW-1
Date:	4-15-21
Site Name:	Eddies Pit Stop
Project No.:	73098106
Field Personnel:	Adam Chapiesky
Weather Conditions:	cloudy
Air Temperature:	18°
Well Evacuation Method:	Peristaltic Pump
Sample Collection Method:	Peristaltic Pump
Sampled at (time):	~~1310~~ 1320

Total Well Depth:	ft. BTOC
Depth to water:	ft. BTOC
Length of Water Column (LWC):	ft.
Casing Diameter:	2.0 in.
1 Casing Volume = LWC x 0.17 =	gal.
3 Casing Volumes:	gal.
Total Volume Purged (mL) 4920 / 3785.412 =	Total Gallons:
Remarks:	

Field Analyses

1240

Time	Initial	1245	1250	1255	1300	1305	1310	1315	1320
Flow Rate (measured):	120	120	120	120	120	120	120	120	120
Volume Purged (mL)	120	600	600	600	600	600	600	600	600
Cumlative Purge Total (mL)	120	720	1320	1720	2520	3120	3720	4320	4920
pH	6.31	6.32	6.33	6.30	6.26	6.27	6.26	6.30	6.34
Specific Conductivity (umhos/cm)	204.8	202.3	186.7	188.3	190.0	190.2	190.3	189.8	185.8
Water Temperature ©	21.9	20.3	19.9	18.8	18.4	17.9	17.9	17.5	16.9
Turbidity	185	184	168	102	54.2	72.3	64.0	47.4	40.4
Dissolved Oxygen (mg/L)	2.81	2.09	1.92	1.88	1.80	1.79	1.75	1.52	1.43
ORP (mV)	-88.6	-81.3	-79.3	-79.3	-87.8	-87.9	-88.4	-89.3	-91.7
DTW	-	-	-	-	-	-	-	-	-

EQUIPMENT CALIBRATION LOG

Terracon

Site: Eddie Pitt Stop

Date: 4-15-21

Parameter / Meter:	Standard	Measurement	Pre	During	Post
			Time: 0700	Time: 1200	Time: 1400
PH, Specific Conductivity, Temperature, Dissolved Oxygen YSI Pro Plus: (Serial No. 14H103022)	4 / 7 / 10	Initial	4.12/7.20/10.2	3.98/6.98/10.2	4.12/7.13/10.3
		Post Calibration	4.01/7.03 10.1	4.01/7.01/10	4.02/7.01/10
	Calibration Successful: Y / N		(Y) / N	(Y) / N	(Y) / N
	1413 µs/cm	Initial	1418	1416	1414
		Post Calibration	1413	1413	1413
	Calibration Successful: (Y) / N		(Y) / N	(Y) / N	(Y) / N
	Elevation at 100% Relative Humidity	Site Elevation:	70% @ mg/L	66% mg/L	65% mg/L
Turbidity HACH: (Serial No.15050C041383)	20 / 100 / 800 ntu	Initial	20.5/107/803	19.8/102/799	19.7/103/798
		Post Calibration	20.1/100/800	20/100/800	20.1/101/800
	Calibration Successful: (Y) / N		(Y) / N	(Y) / N	(Y) / N

Comments: _____

Technician: Adam Chapisky

Signature: _____

EQUIPMENT CALIBRATION LOG

Terracon

Site: Eddies Pit stop

Date: 4-14-21

Parameter / Meter:	Standard	Measurement	Pre	During	Post
			Time: 0700	Time: 1200	Time: 1530
PH, Specific Conductivity, Temperature, Dissolved Oxygen YSI Pro Plus: (Serial No. 14H103022)	4 / 7 / 10	Initial	4.23/7.51/10.3	4.30/7.48/10.2	4.22/7.20/10.1
		Post Calibration	4.02/7.03/10.1	4.03/7.01/10.2	4.04/7.02/10.1
	Calibration Successful (Y) / N		(Y) / N	(Y) / N	(Y) / N
	1413 µs/cm	Initial	1418	1416	1420
		Post Calibration	1413	1413	1413
	Calibration Successful (Y) / N		(Y) / N	(Y) / N	(Y) / N
	Elevation at 100% Relative Humidity	Site Elevation:	72% mg/L	72% mg/L	68°F mg/L
Turbidity HACH: (Serial No.15050C041383)	20 / 100 / 800 ntu	Initial	20.2/102/805	20.5/102/799	20.3/103/798
		Post Calibration	20.1/100/801	20.1/101/800	20.1/101/801
	Calibration Successful (Y) / N		(Y) / N	(Y) / N	(Y) / N

Comments: _____

Technician: Adam Gragiesby

Signature: _____

EQUIPMENT CALIBRATION LOG

Terracon

Site: Eddies Pitt Stop

Date: 4-13-21

Parameter / Meter:	Standard	Measurement	Pre	During	Post
			Time: 0700	Time: 1200	Time: 1500
PH, Specific Conductivity, Temperature, Dissolved Oxygen YSI Pro Plus: (Serial No. 14H103022)	4 / 7 / 10	Initial	4.31/7.25/10.3	4.20/7.18/10.4	3.98/7.03/10.5
		Post Calibration	4.01/7.02/10.1	4.01/7.01/10	4.01/7.01/10.1
	Calibration Successful: Y / N		Y / N	Y / N	Y / N
	1413 µs/cm	Initial	1418	1418	1420
		Post Calibration	1413	1413	1414
	Calibration Successful: Y / N		Y / N	Y / N	Y / N
	Elevation at 100% Relative Humidity	Site Elevation:	75% mg/L	75% mg/L	74% mg/L
Turbidity HACH: (Serial No.15050C041383)	20 / 100 / 800 ntu	Initial	20.5/109/807	20.3/110/806	20.5/99.8/808
		Post Calibration	20.1/101/801	20.1/101/801	20.1/101/801
	Calibration Successful: Y / N		Y / N	Y / N	Y / N

Comments:

Technician: Adam Chapiesky

Signature: Adam Chapiesky

ACCESS ANALYTICAL, INC.

ANALYTICAL REPORT

CLIENT

Terracon Consultants, Inc.
521 Clemson Rd
Columbia SC 29229

ATTENTION
Regan Norris

PROJECT ID
Eddies Pit Stop

LABORATORY REPORT NUMBER
2104M10

DATE
May 04, 2021

Primary Data Review By

Chris Pafford
Project Manager, AES

Secondary Data Review By

Ashley Amick
Project Manager, Access Analytical
aamick@axs-inc.com

PLEASE NOTE:

- **Unless otherwise noted, all analysis on this report performed at Analytical Environmental Services Inc. (AES Inc), 3080 Presidential Drive, Atlanta, GA 30340.**
- **AES is SCDHEC certified laboratory # 98016, NCDENR certified lab # 562, GA certified lab # FL-E87582, NELAP certified laboratory # E87582**
- **AIHA-LAP,LLC Laboratory ID:100671 for Industrial Hygiene samples (Organics, Metals, PCM Asbestos, Gravimetric), Environmental Lead (Paint, Soil, Dust Wipes, Air), and Environmental Microbiology (Fungal) Direct Examination.**
- Local support services for this project are provided by Access Analytical, Inc. Access Analytical is a representative of AES serving client in the SC/NC/GA areas. All questions regarding this report should be directed to your local Access Analytical representative at 803.781.4243 or toll fee at 883.315.4243

Revision 5/4/2021

Access Lab Report #: _____
Sub Lab (if applicable): _____ / Sub Report #: _____
Client Purchase Order #: _____
Access Estimate #: _____

Access Analytical, Inc.
15 Thames Valley Rd. ~ Irmo, SC 29063
Phone: 803-781-4243 / Fax: 803-781-4303 / www.axs-inc.com
SCDHEC Lab Certification # 32571
NELAC Lab ID # E871145

Chain of Custody Record

2104M10

Client:	Terracon Consultants			Preservatives (see codes):	1 1 1
Attn:	Regan Norris			Bottle Types (see codes):	6 6 6
Address:	521 Clemson Road			REQUESTED LAB ANALYSIS: →	BTEX, Naph, MTBE, 1,2 DCA, EDB, Oxy
City:	Columbia	State: SC	Zip Code: 29229		
Phone:	803-741-9000	Fax:	803-741-9900		
Email:	Regan.Norris@Terracon.com				
Project Name:	Eddies Pit Stop				
Sampled By (Signature):	Adam Chaffin				

Preservation Codes / Bottle Types:

*Preservative Codes:
0 = None, **1** = HCL, **2** = HNO_3, **3** = H_2SO_4, **4** = NaOH, 5 = $Na_2S_2O_3$, **6** = Method 5035 set w/ $NaHSO_4$ & CH_3OH, **7** = NaOH/ZnOAC, **8** = H_3PO_4, **9** = cooled to ≤6°C, **10** = cooled to ≤10°C, **11** = Amm.Cl, **12** = Ascorbic Acid / HCL, **13** = EDA

*Matrix Codes:
GW = ground water, **WW** = waste water, **DW** = drinking water, **SW** = surface/storm water, **S** = soil, **SL** = sludge, **A** = air, **IW** = industrial waste, **O** = other (specify in comments section)

*Program Area Codes:
CWA = Clean Water Act (for wastewaters), **SDWA** = Safe Drinking Water Act (for drinking water), **SHW** = Solid and Hazardous Wastes (for soils, ground waters and waste samples)

***Container Type**: G = Glass, P = Plastic

Lab ID:	Sample Name:	Date Collected:	Time Collected:	C=Comp G=Grab	Matrix (see codes)	Program Area (see codes)	Total # Containers	# Containers per Test >>				Notes / Comments
	Field Blank 1	4-13-21	1230	G	GW	SHW	6		2	2	2	
	MW-20	4-13-21	1315	G	GW	SHW	6		2	2	2	
	MW-20 Dup	4-13-21	1315	G	GW	SHW	6		2	2	2	
	MW-20 D	4-13-21	1355	G	GW	SHW	6		2	2	2	
	MW-17	4-13-21	1435	G	GW	SHW	6		2	2	2	
	MW-17D	4-13-21	1510	G	GW	SHW	6		2	2	2	
	MW-6	4-13-2	1545	G	GW	SHW	6		2	2	2	
	MW-10	4-13-21	1620	G	GW	SHW	6		2	2	2	
	MW-22D	4-13-21	1655	G	GW	SHW	6		2	2	2	
	MW-22	4-13-21	1730	G	GW	SHW	6		2	2	2	

Turnaround Time Requested:		Project Location:		Relinquished By:	Received By:	Date:	Time (24hr):	Samples Received on Ice:
Standard	✓	SC	✓					
Rush *		NC				4/16/21	1300	✓ Y ___ N ___ N/A
*Date Required		Other (Specify):				4-19-21	1805	___ Y ___ N ___ N/A
Rush data emailed/faxed by end of business day on date required. Standard TAT is 7-10 business days.								___ Y ___ N ___ N/A
						4/20/21	946	___ Y ___ N ___ N/A

Received in lab by: Andreng Stephe

Sample Temp. Received in Lab: 0.9, 2.5, 3.0 (°C)

Ref: RT1 **Ref: RT2**

Chain of Custody Page 1 **of** 4

White Copy: Lab original / Canary Copy: Client Copy

NOTE: Relinquishing samples via this Chain of Custody document constitutes client acceptance of Access Analytical terms and conditions.

Access Lab Report #: _____
Sub Lab (if applicable): UST / Sub Report #: _____
Client Purchase Order #: _____
Access Estimate #: _____

Access Analytical, Inc.
15 Thames Valley Rd. ~ Irmo, SC 29063
Phone: 803-781-4243 / Fax: 803-781-4303 / www.axs-inc.com
SCDHEC Lab Certification # 32571
NELAC Lab ID # E871145

Chain of Custody Record

21041110

Client:	Terracon Consultants
Attn:	Regan Norris
Address:	521 Clemson Road
City:	Columbia
State:	SC
Zip Code:	29224
Phone:	803-741-9000
Fax:	803-741-9900
Email:	Regan.Norris@Terracon.com
Project Name:	Eddies Pit Stop
Sampled By (Signature):	Andrew Stepp

Lab ID:	Sample Name:	Date Collected:	Time Collected:	C=Comp G=Grab	Matrix (see codes)	Program Area (see codes)	Total # Containers	# Containers per Test >>	BTEX, MTBE, Naph, 1,2 DCA	EDB	Oxy
	Preservatives (see codes):								1	1	1
	Bottle Types (see codes):								6	6	6
	Field Blank 2	4-14-21	830	G	~~FBW~~ GW	SHW	6		2	2	2
	MW-15	4-14-21	945	G	GW	SHW	6		2	2	2
	MW-15D	4-14-21	1020	G	GW	SHW	6		2	2	2
	MW-14	4-14-21	1055	G	GW	SHW	6		2	2	2
	MW-8	4-14-21	1130	G	GW	SHW	6		2	2	2
	MW-8D	4-14-21	1205	G	GW	SHW	6		2	2	2
	MW-16	4-14-21	1330	G	GW	SHW	6		2	2	2
	MW-16D	4-14-21	1405	G	GW	SHW	6		2	2	2
	MW-1	4-14-21	1440	G	GW	SHW	6		2	2	2
	MW-5	4-14-21	1520	G	GW	SHW	6		2	2	2

Preservation Codes / Bottle Types:

*Preservative Codes:
0 = None, **1** = HCL, **2** = HNO3, **3** = H_2SO_4, **4** = NaOH, 5 = $Na_2S_2O_3$, **6** = Method 5035 set w/ $NaHSO_4$ & CH_3OH, **7** = NaOH/ZnOAC, **8** = H_3PO_4, **9** = cooled to ≤6°C, **10** = cooled to ≤10°C, **11** = Amm.Cl-, **12** = Ascorbic Acid / HCL, **13** = EDA

*Matrix Codes:
GW = ground water, **WW** = waste water, **DW** = drinking water, **SW** = surface/storm water, **S** = soil, **SL** = sludge, **A** = air, **IW** = industrial waste, **O** = other (specify in comments section)

*Program Area Codes:
CWA = Clean Water Act (for wastewaters), **SDWA** = Safe Drinking Water Act (for drinking water), **SHW** = Solid and Hazardous Wastes (for soils, ground waters and waste samples)

***Container Type**: G = Glass, P = Plastic

Notes / Comments

Turnaround Time Requested:		Project Location:		Relinquished By:	Received By:	Date:	Time (24hr):	Samples Received on Ice:
Standard	✓	SC	✓					✓ Y ___ N ___ N/A
Rush *		NC				04-16-21	1300	___ Y ___ N ___ N/A
*Date Required		Other (Specify):				4/19	1700	___ Y ___ N ___ N/A
								___ Y ___ N ___ N/A
						4/20/21	946	___ Y ___ N ___ N/A

Rush data emailed/faxed by end of business day on date required.
Standard TAT is 7-10 business days.

Received in lab by: _____ Andrew Stepp

Sample Temp. Received in Lab: 0.9, 2.5, 3.0 (°C)

Ref: RT1 Ref: RT2

Chain of Custody Page 2 of 4

White Copy: Lab original / Canary Copy: Client Copy

NOTE: Relinquishing samples via this Chain of Custody document constitutes client acceptance of Access Analytical terms and conditions.

Access Lab Report #: _____
Sub Lab (if applicable): _____ / Sub Report #: _____
Client Purchase Order #: _____
Access Estimate #: _____

Access Analytical, Inc.
15 Thames Valley Rd. ~ Irmo, SC 29063
Phone: 803-781-4243 / Fax: 803-781-4303 / www.axs-inc.com
SCDHEC Lab Certification # 32571
NELAC Lab ID # E871145

Chain of Custody Record

2104M10

| | | |

Access Lab Report #: _____

Sub Lab (if applicable): _____ / Sub Report #: _____

Client Purchase Order #: _____

Access Estimate #: _____

Access Analytical, Inc.
15 Thames Valley Rd. ~ Irmo, SC 29063
Phone: 803-781-4243 / Fax: 803-781-4303 / www.axs-inc.com
SCDHEC Lab Certification # 32571
NELAC Lab ID # E871145

Chain of Custody Record

2104M10

Client:	Terracon Consultants			Preservatives (see codes):	
Attn:	Regan Norris			Bottle Types (see codes):	
Address:	521 Clemson Rd			REQUESTED LAB ANALYSIS: →	BTEX/MTBE/naphthalene/EDB; OXY
City:	Columbia	State: SC	Zip Code: 29229		
Phone:	803-741-9000	Fax:	803-741-9900		
Email:	Regan.Norris@Terracon.com				
Project Name:	Eddys pit stop				
Sampled By (Signature):	Adam Cross				

Lab ID:	Sample Name:	Date Collected:	Time Collected:	C=Comp G=Grab	Matrix (see codes)	Program Area (see codes)	Total # Containers	# Containers per Test >>									Notes / Comments
	Trip Blank	4-15-21	1305	G	GW	SHW	1	1									

Preservation Codes / Bottle Types:

*Preservative Codes:
0 = None, **1** = HCL, **2** = HNO_3, **3** = H_2SO_4, **4** = NaOH, 5 = $Na_2S_2O_3$, **6** = Method 5035 set w/ $NaHSO_4$ & CH_3OH, **7** = NaOH/ZnOAC, **8** = H_3PO_4, **9** = cooled to ≤6°C, **10** = cooled to ≤10°C, **11** = Amm.Cl, **12** = Ascorbic Acid / HCL, **13** = EDA

*Matrix Codes:
GW = ground water, **WW** = waste water, **DW** = drinking water, **SW** = surface/storm water, **S** = soil, **SL** = sludge, **A** = air, **IW** = industrial waste, **O** = other (specify in comments section)

*Program Area Codes:
CWA = Clean Water Act (for wastewaters), **SDWA** = Safe Drinking Water Act (for drinking water), **SHW** = Solid and Hazardous Wastes (for soils, ground waters and waste samples)

***Container Type**: G = Glass, P = Plastic

Turnaround Time Requested:		Project Location:		Relinquished By:	Received By:	Date:	Time (24hr):	Samples Received on Ice:
Standard	✓	SC	✓		E. Goodwin	4-16-21	1300	X Y ___ N ___ N/A
Rush *		NC			Fedex	4-19-21	1700	X Y ___ N ___ N/A
*Date Required		Other (Specify):						___ Y ___ N ___ N/A
						4/20/21	946	___ Y ___ N ___ N/A

Rush data emailed/faxed by end of business day on date required.
Standard TAT is 7-10 business days.

Received in lab by: Andrew Stephen

Sample Temp. Received in Lab: 0.9, 2.5, 3.0 (°C)

Ref: RT1 **Ref: RT2**

Chain of Custody Page 4 **of** 4

White Copy: Lab original / Canary Copy: Client Copy

NOTE: Relinquishing samples via this Chain of Custody document constitutes client acceptance of Access Analytical terms and conditions.

Client: Terracon Consultants, Inc.
Project: Eddies Pit Stop
Lab ID: 2104M10

Case Narrative

Sample Receiving Nonconformance:

Vial 4 of 4 for sample 2104M10-0011A was received empty with no sample. The laboratory proceeded with the analysis on vials 1, 2 and 3.

A trip blank was not provided in 1 out of 3 coolers.

Revision 5/4/2021:

Report revised to include U flag data.

Analytical Environmental Services, Inc

Date: 4-May-21

Client:	Terracon Consultants, Inc.	**Client Sample ID:**	FIELD BLANK 1
Project Name:	Eddies Pit Stop	**Collection Date:**	4/13/2021 12:30:00 PM
Lab ID:	**2104M10-001**	**Matrix:**	Groundwater

Analyses	Result	Qual	Reporting Limit	MDL	Units	Prepared	Date Analyzed	DF
Volatile Organic Compounds by GC/MS SW8260D					(SW5030B)			
Benzene	0.38	U	5.0	0.38	ug/L	04/21/2021 22:56:0(	04/22/2021 00:53	1
Toluene	0.45	U	5.0	0.45	ug/L	04/21/2021 22:56:0(	04/22/2021 00:53	1
Ethylbenzene	0.55	U	5.0	0.55	ug/L	04/21/2021 22:56:0(	04/22/2021 00:53	1
m,p-Xylene	0.60	U	5.0	0.60	ug/L	04/21/2021 22:56:0(	04/22/2021 00:53	1
o-Xylene	0.30	U	5.0	0.30	ug/L	04/21/2021 22:56:0(	04/22/2021 00:53	1
Methyl tert-butyl ether	0.23	U	5.0	0.23	ug/L	04/21/2021 22:56:0(	04/22/2021 00:53	1
Naphthalene	0.85	U	5.0	0.85	ug/L	04/21/2021 22:56:0(	04/22/2021 00:53	1
1,2-Dichloroethane	0.20	U	5.0	0.20	ug/L	04/21/2021 22:56:0(	04/22/2021 00:53	1
Surr: 4-Bromofluorobenzene	107		70-130	0	%REC	04/21/2021 22:56:0(	04/22/2021 00:53	1
Surr: Dibromofluoromethane	116		70-130	0	%REC	04/21/2021 22:56:0(	04/22/2021 00:53	1
Surr: Toluene-d8	103		70-130	0	%REC	04/21/2021 22:56:0(	04/22/2021 00:53	1
Oxygenates SW8260D					(SW5030B)			
3,3-Dimethyl-1-butanol	23	U	100	23	ug/L	04/21/2021 22:56:0(	04/22/2021 00:53	1
Ethanol	49	U	100	49	ug/L	04/21/2021 22:56:0(	04/22/2021 00:53	1
Ethyl tert-butyl ether	4.4	U	100	4.4	ug/L	04/21/2021 22:56:0(	04/22/2021 00:53	1
Isopropyl ether	3.5	U	10	3.5	ug/L	04/21/2021 22:56:0(	04/22/2021 00:53	1
tert-Amyl alcohol	27	U	100	27	ug/L	04/21/2021 22:56:0(	04/22/2021 00:53	1
tert-Amyl methyl ether	4.5	U	10	4.5	ug/L	04/21/2021 22:56:0(	04/22/2021 00:53	1
tert-Butyl Alcohol	60	U	100	60	ug/L	04/21/2021 22:56:0(	04/22/2021 00:53	1
tert-Butyl formate	44	U	100	44	ug/L	04/21/2021 22:56:0(	04/22/2021 00:53	1
MICRO-EXTRACTABLE VOLATILE ORGANICS SW8011					(SW8011)			
1,2-Dibromoethane	0.008	U	0.020	0.008	ug/L	04/20/2021 17:02:5(	04/21/2021 22:27	1
Surr: 4-Bromofluorobenzene	97.9		73.6-140	0	%REC	04/20/2021 17:02:5(	04/21/2021 22:27	1

FLDEP Qualifiers:
- V Indicates that the analyte was detected in both the sample and the method blank
- J Estimated value
- U Indicates that the compound was analyzed for but not detected
- Q Sample held beyond the accepted holding time
- I The reported value is between the laboratory method detection limit and the laboratory practical quantitation limit

AES Laboratory Qualifiers:
- S Spike recovery outside limits due to matrix
- R RPD outside limits due to matrix
- > Greater than result value
- < Less than result value

Analytical Environmental Services, Inc

Date: 4-May-21

Client:	Terracon Consultants, Inc.	**Client Sample ID:**	MW-20
Project Name:	Eddies Pit Stop	**Collection Date:**	4/13/2021 1:15:00 PM
Lab ID:	**2104M10-002**	**Matrix:**	Groundwater

Analyses	Result	Qual	Reporting Limit	MDL	Units	Prepared	Date Analyzed	DF
Volatile Organic Compounds by GC/MS SW8260D					(SW5030B)			
Benzene	17		5.0	0.38	ug/L	04/21/2021 22:56:0(	04/22/2021 04:48	1
Toluene	0.60	I	5.0	0.45	ug/L	04/21/2021 22:56:0(	04/22/2021 04:48	1
Ethylbenzene	2.6	I	5.0	0.55	ug/L	04/21/2021 22:56:0(	04/22/2021 04:48	1
m,p-Xylene	3.4	I	5.0	0.60	ug/L	04/21/2021 22:56:0(	04/22/2021 04:48	1
o-Xylene	0.30	U	5.0	0.30	ug/L	04/21/2021 22:56:0(	04/22/2021 04:48	1
Methyl tert-butyl ether	4.4	I	5.0	0.23	ug/L	04/21/2021 22:56:0(	04/22/2021 04:48	1
Naphthalene	2.3	I	5.0	0.85	ug/L	04/21/2021 22:56:0(	04/22/2021 04:48	1
1,2-Dichloroethane	1.7	I	5.0	0.20	ug/L	04/21/2021 22:56:0(	04/22/2021 04:48	1
Surr: 4-Bromofluorobenzene	105		70-130	0	%REC	04/21/2021 22:56:0(	04/22/2021 04:48	1
Surr: Dibromofluoromethane	113		70-130	0	%REC	04/21/2021 22:56:0(	04/22/2021 04:48	1
Surr: Toluene-d8	104		70-130	0	%REC	04/21/2021 22:56:0(	04/22/2021 04:48	1
Oxygenates SW8260D					(SW5030B)			
3,3-Dimethyl-1-butanol	23	U	100	23	ug/L	04/21/2021 22:56:0(	04/22/2021 04:48	1
Ethanol	49	U	100	49	ug/L	04/21/2021 22:56:0(	04/22/2021 04:48	1
Ethyl tert-butyl ether	4.4	U	100	4.4	ug/L	04/21/2021 22:56:0(	04/22/2021 04:48	1
Isopropyl ether	3.5	U	10	3.5	ug/L	04/21/2021 22:56:0(	04/22/2021 04:48	1
tert-Amyl alcohol	32	I	100	27	ug/L	04/21/2021 22:56:0(	04/22/2021 04:48	1
tert-Amyl methyl ether	4.5	U	10	4.5	ug/L	04/21/2021 22:56:0(	04/22/2021 04:48	1
tert-Butyl Alcohol	60	U	100	60	ug/L	04/21/2021 22:56:0(	04/22/2021 04:48	1
tert-Butyl formate	44	U	100	44	ug/L	04/21/2021 22:56:0(	04/22/2021 04:48	1
MICRO-EXTRACTABLE VOLATILE ORGANICS SW8011					(SW8011)			
1,2-Dibromoethane	0.008	U	0.020	0.008	ug/L	04/20/2021 17:02:5(	04/21/2021 22:56	1
Surr: 4-Bromofluorobenzene	99.7		73.6-140	0	%REC	04/20/2021 17:02:5(	04/21/2021 22:56	1

FLDEP Qualifiers:

- V Indicates that the analyte was detected in both the sample and the method blank
- U Indicates that the compound was analyzed for but not detected
- I The reported value is between the laboratory method detection limit and the laboratory practical quantitation limit
- J Estimated value
- Q Sample held beyond the accepted holding time

AES Laboratory Qualifiers:

- S Spike recovery outside limits due to matrix
- R RPD outside limits due to matrix
- > Greater than result value
- < Less than result value

Analytical Environmental Services, Inc

Date: 4-May-21

Client:	Terracon Consultants, Inc.	**Client Sample ID:**	MW-20 DUP
Project Name:	Eddies Pit Stop	**Collection Date:**	4/13/2021 1:15:00 PM
Lab ID:	**2104M10-003**	**Matrix:**	Groundwater

Analyses	Result	Qual	Reporting Limit	MDL	Units	Prepared	Date Analyzed	DF
Volatile Organic Compounds by GC/MS SW8260D					(SW5030B)			
Benzene	14		5.0	0.38	ug/L	04/21/2021 22:56:0(	04/22/2021 05:35	1
Toluene	0.45	U	5.0	0.45	ug/L	04/21/2021 22:56:0(	04/22/2021 05:35	1
Ethylbenzene	2.5	I	5.0	0.55	ug/L	04/21/2021 22:56:0(	04/22/2021 05:35	1
m,p-Xylene	3.0	I	5.0	0.60	ug/L	04/21/2021 22:56:0(	04/22/2021 05:35	1
o-Xylene	0.30	U	5.0	0.30	ug/L	04/21/2021 22:56:0(	04/22/2021 05:35	1
Methyl tert-butyl ether	4.1	I	5.0	0.23	ug/L	04/21/2021 22:56:0(	04/22/2021 05:35	1
Naphthalene	1.9	I	5.0	0.85	ug/L	04/21/2021 22:56:0(	04/22/2021 05:35	1
1,2-Dichloroethane	1.3	I	5.0	0.20	ug/L	04/21/2021 22:56:0(	04/22/2021 05:35	1
Surr: 4-Bromofluorobenzene	104		70-130	0	%REC	04/21/2021 22:56:0(	04/22/2021 05:35	1
Surr: Dibromofluoromethane	112		70-130	0	%REC	04/21/2021 22:56:0(	04/22/2021 05:35	1
Surr: Toluene-d8	104		70-130	0	%REC	04/21/2021 22:56:0(	04/22/2021 05:35	1
Oxygenates SW8260D					(SW5030B)			
3,3-Dimethyl-1-butanol	23	U	100	23	ug/L	04/21/2021 22:56:0(	04/22/2021 05:35	1
Ethanol	49	U	100	49	ug/L	04/21/2021 22:56:0(	04/22/2021 05:35	1
Ethyl tert-butyl ether	4.4	U	100	4.4	ug/L	04/21/2021 22:56:0(	04/22/2021 05:35	1
Isopropyl ether	3.5	U	10	3.5	ug/L	04/21/2021 22:56:0(	04/22/2021 05:35	1
tert-Amyl alcohol	28	I	100	27	ug/L	04/21/2021 22:56:0(	04/22/2021 05:35	1
tert-Amyl methyl ether	4.5	U	10	4.5	ug/L	04/21/2021 22:56:0(	04/22/2021 05:35	1
tert-Butyl Alcohol	60	U	100	60	ug/L	04/21/2021 22:56:0(	04/22/2021 05:35	1
tert-Butyl formate	44	U	100	44	ug/L	04/21/2021 22:56:0(	04/22/2021 05:35	1
MICRO-EXTRACTABLE VOLATILE ORGANICS SW8011					(SW8011)			
1,2-Dibromoethane	0.008	U	0.020	0.008	ug/L	04/20/2021 17:02:5(	04/21/2021 23:24	1
Surr: 4-Bromofluorobenzene	100		73.6-140	0	%REC	04/20/2021 17:02:5(	04/21/2021 23:24	1

FLDEP Qualifiers:

- V Indicates that the analyte was detected in both the sample and the method blank
- U Indicates that the compound was analyzed for but not detected
- I The reported value is between the laboratory method detection limit and the laboratory practical quantitation limit
- J Estimated value
- Q Sample held beyond the accepted holding time

AES Laboratory Qualifiers:

- S Spike recovery outside limits due to matrix
- R RPD outside limits due to matrix
- > Greater than result value
- < Less than result value

Analytical Environmental Services, Inc

Date: 4-May-21

Client:	Terracon Consultants, Inc.	**Client Sample ID:**	MW-20D
Project Name:	Eddies Pit Stop	**Collection Date:**	4/13/2021 1:55:00 PM
Lab ID:	**2104M10-004**	**Matrix:**	Groundwater

Analyses	Result	Qual	Reporting Limit	MDL	Units	Prepared	Date Analyzed	DF
Volatile Organic Compounds by GC/MS SW8260D					(SW5030B)			
Benzene	0.38	U	5.0	0.38	ug/L	04/21/2021 22:56:0(	04/22/2021 10:41	1
Toluene	0.67	I	5.0	0.45	ug/L	04/21/2021 22:56:0(	04/22/2021 10:41	1
Ethylbenzene	0.55	U	5.0	0.55	ug/L	04/21/2021 22:56:0(	04/22/2021 10:41	1
m,p-Xylene	0.60	U	5.0	0.60	ug/L	04/21/2021 22:56:0(	04/22/2021 10:41	1
o-Xylene	0.30	U	5.0	0.30	ug/L	04/21/2021 22:56:0(	04/22/2021 10:41	1
Methyl tert-butyl ether	11		5.0	0.23	ug/L	04/21/2021 22:56:0(	04/22/2021 10:41	1
Naphthalene	0.85	U	5.0	0.85	ug/L	04/21/2021 22:56:0(	04/22/2021 10:41	1
1,2-Dichloroethane	0.20	U	5.0	0.20	ug/L	04/21/2021 22:56:0(	04/22/2021 10:41	1
Surr: 4-Bromofluorobenzene	106		70-130	0	%REC	04/21/2021 22:56:0(	04/22/2021 10:41	1
Surr: Dibromofluoromethane	114		70-130	0	%REC	04/21/2021 22:56:0(	04/22/2021 10:41	1
Surr: Toluene-d8	101		70-130	0	%REC	04/21/2021 22:56:0(	04/22/2021 10:41	1
Oxygenates SW8260D					(SW5030B)			
3,3-Dimethyl-1-butanol	23	U	100	23	ug/L	04/21/2021 22:56:0(	04/22/2021 10:41	1
Ethanol	49	U	100	49	ug/L	04/21/2021 22:56:0(	04/22/2021 10:41	1
Ethyl tert-butyl ether	4.4	U	100	4.4	ug/L	04/21/2021 22:56:0(	04/22/2021 10:41	1
Isopropyl ether	3.5	U	10	3.5	ug/L	04/21/2021 22:56:0(	04/22/2021 10:41	1
tert-Amyl alcohol	27	U	100	27	ug/L	04/21/2021 22:56:0(	04/22/2021 10:41	1
tert-Amyl methyl ether	4.5	U	10	4.5	ug/L	04/21/2021 22:56:0(	04/22/2021 10:41	1
tert-Butyl Alcohol	60	U	100	60	ug/L	04/21/2021 22:56:0(	04/22/2021 10:41	1
tert-Butyl formate	44	U	100	44	ug/L	04/21/2021 22:56:0(	04/22/2021 10:41	1
MICRO-EXTRACTABLE VOLATILE ORGANICS SW8011					(SW8011)			
1,2-Dibromoethane	0.008	U	0.020	0.008	ug/L	04/20/2021 17:02:5(	04/21/2021 23:53	1
Surr: 4-Bromofluorobenzene	102		73.6-140	0	%REC	04/20/2021 17:02:5(	04/21/2021 23:53	1

FLDEP Qualifiers:

- V Indicates that the analyte was detected in both the sample and the method blank
- U Indicates that the compound was analyzed for but not detected
- I The reported value is between the laboratory method detection limit and the laboratory practical quantitation limit
- J Estimated value
- Q Sample held beyond the accepted holding time

AES Laboratory Qualifiers:

- S Spike recovery outside limits due to matrix
- R RPD outside limits due to matrix
- > Greater than result value
- < Less than result value

Analytical Environmental Services, Inc

Date: 4-May-21

Client:	Terracon Consultants, Inc.	**Client Sample ID:**	MW-17
Project Name:	Eddies Pit Stop	**Collection Date:**	4/13/2021 2:35:00 PM
Lab ID:	**2104M10-005**	**Matrix:**	Groundwater

Analyses	Result	Qual	Reporting Limit	MDL	Units	Prepared	Date Analyzed	DF
Volatile Organic Compounds by GC/MS SW8260D					(SW5030B)			
Benzene	0.38	U	5.0	0.38	ug/L	04/23/2021 00:54:0(	04/23/2021 03:15	1
Toluene	0.45	U	5.0	0.45	ug/L	04/23/2021 00:54:0(	04/23/2021 03:15	1
Ethylbenzene	0.55	U	5.0	0.55	ug/L	04/23/2021 00:54:0(	04/23/2021 03:15	1
m,p-Xylene	0.60	U	5.0	0.60	ug/L	04/23/2021 00:54:0(	04/23/2021 03:15	1
o-Xylene	0.30	U	5.0	0.30	ug/L	04/23/2021 00:54:0(	04/23/2021 03:15	1
Methyl tert-butyl ether	0.23	U	5.0	0.23	ug/L	04/23/2021 00:54:0(	04/23/2021 03:15	1
Naphthalene	0.85	U	5.0	0.85	ug/L	04/23/2021 00:54:0(	04/23/2021 03:15	1
1,2-Dichloroethane	0.20	U	5.0	0.20	ug/L	04/23/2021 00:54:0(	04/23/2021 03:15	1
Surr: 4-Bromofluorobenzene	105		70-130	0	%REC	04/23/2021 00:54:0(	04/23/2021 03:15	1
Surr: Dibromofluoromethane	115		70-130	0	%REC	04/23/2021 00:54:0(	04/23/2021 03:15	1
Surr: Toluene-d8	103		70-130	0	%REC	04/23/2021 00:54:0(	04/23/2021 03:15	1
Oxygenates SW8260D					(SW5030B)			
3,3-Dimethyl-1-butanol	23	U	100	23	ug/L	04/23/2021 00:54:0(	04/23/2021 03:15	1
Ethanol	49	U	100	49	ug/L	04/23/2021 00:54:0(	04/23/2021 03:15	1
Ethyl tert-butyl ether	4.4	U	100	4.4	ug/L	04/23/2021 00:54:0(	04/23/2021 03:15	1
Isopropyl ether	3.5	U	10	3.5	ug/L	04/23/2021 00:54:0(	04/23/2021 03:15	1
tert-Amyl alcohol	27	U	100	27	ug/L	04/23/2021 00:54:0(	04/23/2021 03:15	1
tert-Amyl methyl ether	4.5	U	10	4.5	ug/L	04/23/2021 00:54:0(	04/23/2021 03:15	1
tert-Butyl Alcohol	60	U	100	60	ug/L	04/23/2021 00:54:0(	04/23/2021 03:15	1
tert-Butyl formate	44	U	100	44	ug/L	04/23/2021 00:54:0(	04/23/2021 03:15	1
MICRO-EXTRACTABLE VOLATILE ORGANICS SW8011					(SW8011)			
1,2-Dibromoethane	0.008	U	0.020	0.008	ug/L	04/20/2021 17:02:5(	04/22/2021 00:22	1
Surr: 4-Bromofluorobenzene	103		73.6-140	0	%REC	04/20/2021 17:02:5(	04/22/2021 00:22	1

FLDEP Qualifiers:
- V Indicates that the analyte was detected in both the sample and the method blank
- U Indicates that the compound was analyzed for but not detected
- I The reported value is between the laboratory method detection limit and the laboratory practical quantitation limit
- J Estimated value
- Q Sample held beyond the accepted holding time

AES Laboratory Qualifiers:
- S Spike recovery outside limits due to matrix
- R RPD outside limits due to matrix
- > Greater than result value
- < Less than result value

Analytical Environmental Services, Inc

Date: 4-May-21

Client:	Terracon Consultants, Inc.	**Client Sample ID:**	MW-17D
Project Name:	Eddies Pit Stop	**Collection Date:**	4/13/2021 3:10:00 PM
Lab ID:	**2104M10-006**	**Matrix:**	Groundwater

Analyses	Result	Qual	Reporting Limit	MDL	Units	Prepared	Date Analyzed	DF
Volatile Organic Compounds by GC/MS SW8260D					(SW5030B)			
Benzene	0.38	U	5.0	0.38	ug/L	04/21/2021 22:56:0(	04/22/2021 22:10	1
Toluene	0.45	U	5.0	0.45	ug/L	04/21/2021 22:56:0(	04/22/2021 22:10	1
Ethylbenzene	0.55	U	5.0	0.55	ug/L	04/21/2021 22:56:0(	04/22/2021 22:10	1
m,p-Xylene	0.60	U	5.0	0.60	ug/L	04/21/2021 22:56:0(	04/22/2021 22:10	1
o-Xylene	0.30	U	5.0	0.30	ug/L	04/21/2021 22:56:0(	04/22/2021 22:10	1
Methyl tert-butyl ether	0.23	U	5.0	0.23	ug/L	04/21/2021 22:56:0(	04/22/2021 22:10	1
Naphthalene	0.85	U	5.0	0.85	ug/L	04/21/2021 22:56:0(	04/22/2021 22:10	1
1,2-Dichloroethane	0.20	U	5.0	0.20	ug/L	04/21/2021 22:56:0(	04/22/2021 22:10	1
Surr: 4-Bromofluorobenzene	105		70-130	0	%REC	04/21/2021 22:56:0(	04/22/2021 22:10	1
Surr: Dibromofluoromethane	114		70-130	0	%REC	04/21/2021 22:56:0(	04/22/2021 22:10	1
Surr: Toluene-d8	102		70-130	0	%REC	04/21/2021 22:56:0(	04/22/2021 22:10	1
Oxygenates SW8260D					(SW5030B)			
3,3-Dimethyl-1-butanol	23	U	100	23	ug/L	04/21/2021 22:56:0(	04/22/2021 11:04	1
Ethanol	49	U	100	49	ug/L	04/21/2021 22:56:0(	04/22/2021 11:04	1
Ethyl tert-butyl ether	4.4	U	100	4.4	ug/L	04/21/2021 22:56:0(	04/22/2021 11:04	1
Isopropyl ether	3.5	U	10	3.5	ug/L	04/21/2021 22:56:0(	04/22/2021 11:04	1
tert-Amyl alcohol	27	U	100	27	ug/L	04/21/2021 22:56:0(	04/22/2021 11:04	1
tert-Amyl methyl ether	4.5	U	10	4.5	ug/L	04/21/2021 22:56:0(	04/22/2021 11:04	1
tert-Butyl Alcohol	60	U	100	60	ug/L	04/21/2021 22:56:0(	04/22/2021 11:04	1
tert-Butyl formate	44	U	100	44	ug/L	04/21/2021 22:56:0(	04/22/2021 11:04	1
MICRO-EXTRACTABLE VOLATILE ORGANICS SW8011					(SW8011)			
1,2-Dibromoethane	0.008	U	0.020	0.008	ug/L	04/20/2021 17:02:5(	04/22/2021 00:51	1
Surr: 4-Bromofluorobenzene	98.9		73.6-140	0	%REC	04/20/2021 17:02:5(	04/22/2021 00:51	1

FLDEP Qualifiers:
- V Indicates that the analyte was detected in both the sample and the method blank
- U Indicates that the compound was analyzed for but not detected
- I The reported value is between the laboratory method detection limit and the laboratory practical quantitation limit
- J Estimated value
- Q Sample held beyond the accepted holding time

AES Laboratory Qualifiers:
- S Spike recovery outside limits due to matrix
- R RPD outside limits due to matrix
- > Greater than result value
- < Less than result value

Analytical Environmental Services, Inc

Date: 4-May-21

Client:	Terracon Consultants, Inc.	**Client Sample ID:**	MW-6
Project Name:	Eddies Pit Stop	**Collection Date:**	4/13/2021 3:45:00 PM
Lab ID:	**2104M10-007**	**Matrix:**	Groundwater

Analyses	Result	Qual	Reporting Limit	MDL	Units	Prepared	Date Analyzed	DF
Volatile Organic Compounds by GC/MS SW8260D					(SW5030B)			
Benzene	0.38	U	5.0	0.38	ug/L	04/23/2021 00:54:0(	04/23/2021 03:38	1
Toluene	0.45	U	5.0	0.45	ug/L	04/23/2021 00:54:0(	04/23/2021 03:38	1
Ethylbenzene	0.55	U	5.0	0.55	ug/L	04/23/2021 00:54:0(	04/23/2021 03:38	1
m,p-Xylene	0.60	U	5.0	0.60	ug/L	04/23/2021 00:54:0(	04/23/2021 03:38	1
o-Xylene	0.30	U	5.0	0.30	ug/L	04/23/2021 00:54:0(	04/23/2021 03:38	1
Methyl tert-butyl ether	0.23	U	5.0	0.23	ug/L	04/23/2021 00:54:0(	04/23/2021 03:38	1
Naphthalene	0.85	U	5.0	0.85	ug/L	04/23/2021 00:54:0(	04/23/2021 03:38	1
1,2-Dichloroethane	0.20	U	5.0	0.20	ug/L	04/23/2021 00:54:0(	04/23/2021 03:38	1
Surr: 4-Bromofluorobenzene	105		70-130	0	%REC	04/23/2021 00:54:0(	04/23/2021 03:38	1
Surr: Dibromofluoromethane	113		70-130	0	%REC	04/23/2021 00:54:0(	04/23/2021 03:38	1
Surr: Toluene-d8	101		70-130	0	%REC	04/23/2021 00:54:0(	04/23/2021 03:38	1
Oxygenates SW8260D					(SW5030B)			
3,3-Dimethyl-1-butanol	23	U	100	23	ug/L	04/23/2021 00:54:0(	04/23/2021 03:38	1
Ethanol	49	U	100	49	ug/L	04/23/2021 00:54:0(	04/23/2021 03:38	1
Ethyl tert-butyl ether	4.4	U	100	4.4	ug/L	04/23/2021 00:54:0(	04/23/2021 03:38	1
Isopropyl ether	3.5	U	10	3.5	ug/L	04/23/2021 00:54:0(	04/23/2021 03:38	1
tert-Amyl alcohol	27	U	100	27	ug/L	04/23/2021 00:54:0(	04/23/2021 03:38	1
tert-Amyl methyl ether	4.5	U	10	4.5	ug/L	04/23/2021 00:54:0(	04/23/2021 03:38	1
tert-Butyl Alcohol	60	U	100	60	ug/L	04/23/2021 00:54:0(	04/23/2021 03:38	1
tert-Butyl formate	44	U	100	44	ug/L	04/23/2021 00:54:0(	04/23/2021 03:38	1
MICRO-EXTRACTABLE VOLATILE ORGANICS SW8011					(SW8011)			
1,2-Dibromoethane	0.008	U	0.020	0.008	ug/L	04/20/2021 17:02:5(	04/22/2021 01:20	1
Surr: 4-Bromofluorobenzene	99		73.6-140	0	%REC	04/20/2021 17:02:5(	04/22/2021 01:20	1

FLDEP Qualifiers:

- V Indicates that the analyte was detected in both the sample and the method blank
- U Indicates that the compound was analyzed for but not detected
- I The reported value is between the laboratory method detection limit and the laboratory practical quantitation limit
- J Estimated value
- Q Sample held beyond the accepted holding time

AES Laboratory Qualifiers:

- S Spike recovery outside limits due to matrix
- R RPD outside limits due to matrix
- > Greater than result value
- < Less than result value

Analytical Environmental Services, Inc

Date: 4-May-21

Client:	Terracon Consultants, Inc.	**Client Sample ID:**	MW-10
Project Name:	Eddies Pit Stop	**Collection Date:**	4/13/2021 4:20:00 PM
Lab ID:	**2104M10-008**	**Matrix:**	Groundwater

Analyses	Result	Qual	Reporting Limit	MDL	Units	Prepared	Date Analyzed	DF
Volatile Organic Compounds by GC/MS SW8260D					(SW5030B)			
Benzene	2400		500	38	ug/L	04/21/2021 22:56:0(	04/22/2021 20:59	100
Toluene	2.9	I	5.0	0.45	ug/L	04/21/2021 22:56:0(	04/22/2021 02:27	1
Ethylbenzene	360		50	5.5	ug/L	04/21/2021 22:56:0(	04/22/2021 02:50	10
m,p-Xylene	640		50	6.0	ug/L	04/21/2021 22:56:0(	04/22/2021 02:50	10
o-Xylene	270		50	3.0	ug/L	04/21/2021 22:56:0(	04/22/2021 02:50	10
Methyl tert-butyl ether	140		5.0	0.23	ug/L	04/21/2021 22:56:0(	04/22/2021 02:27	1
Naphthalene	210		50	8.5	ug/L	04/21/2021 22:56:0(	04/22/2021 02:50	10
1,2-Dichloroethane	0.20	U	5.0	0.20	ug/L	04/21/2021 22:56:0(	04/22/2021 02:27	1
Surr: 4-Bromofluorobenzene	106		70-130	0	%REC	04/21/2021 22:56:0(	04/22/2021 02:27	1
Surr: 4-Bromofluorobenzene	104		70-130	0	%REC	04/21/2021 22:56:0(	04/22/2021 02:50	10
Surr: 4-Bromofluorobenzene	107		70-130	0	%REC	04/21/2021 22:56:0(	04/22/2021 20:59	100
Surr: Dibromofluoromethane	110		70-130	0	%REC	04/21/2021 22:56:0(	04/22/2021 02:27	1
Surr: Dibromofluoromethane	112		70-130	0	%REC	04/21/2021 22:56:0(	04/22/2021 02:50	10
Surr: Dibromofluoromethane	114		70-130	0	%REC	04/21/2021 22:56:0(	04/22/2021 20:59	100
Surr: Toluene-d8	104		70-130	0	%REC	04/21/2021 22:56:0(	04/22/2021 20:59	100
Surr: Toluene-d8	106		70-130	0	%REC	04/21/2021 22:56:0(	04/22/2021 02:50	10
Surr: Toluene-d8	107		70-130	0	%REC	04/21/2021 22:56:0(	04/22/2021 02:27	1
Oxygenates SW8260D					(SW5030B)			
3,3-Dimethyl-1-butanol	23	U	100	23	ug/L	04/21/2021 22:56:0(	04/22/2021 02:27	1
Ethanol	49	U	100	49	ug/L	04/21/2021 22:56:0(	04/22/2021 02:27	1
Ethyl tert-butyl ether	4.4	U	100	4.4	ug/L	04/21/2021 22:56:0(	04/22/2021 02:27	1
Isopropyl ether	3.5	U	10	3.5	ug/L	04/21/2021 22:56:0(	04/22/2021 02:27	1
tert-Amyl alcohol	2900		100	27	ug/L	04/21/2021 22:56:0(	04/22/2021 02:27	1
tert-Amyl methyl ether	4.5	U	10	4.5	ug/L	04/21/2021 22:56:0(	04/22/2021 02:27	1
tert-Butyl Alcohol	1200		100	60	ug/L	04/21/2021 22:56:0(	04/22/2021 02:27	1
tert-Butyl formate	44	U	100	44	ug/L	04/21/2021 22:56:0(	04/22/2021 02:27	1
MICRO-EXTRACTABLE VOLATILE ORGANICS SW8011					(SW8011)			
1,2-Dibromoethane	0.773		0.201	0.081	ug/L	04/20/2021 17:02:5(	04/22/2021 15:58	10
Surr: 4-Bromofluorobenzene	106		73.6-140	0	%REC	04/20/2021 17:02:5(	04/22/2021 01:49	1

FLDEP Qualifiers:

- V Indicates that the analyte was detected in both the sample and the method blank
- U Indicates that the compound was analyzed for but not detected
- I The reported value is between the laboratory method detection limit and the laboratory practical quantitation limit
- J Estimated value
- Q Sample held beyond the accepted holding time

AES Laboratory Qualifiers:

- S Spike recovery outside limits due to matrix
- R RPD outside limits due to matrix
- > Greater than result value
- < Less than result value

Analytical Environmental Services, Inc

Date: 4-May-21

Client:	Terracon Consultants, Inc.	**Client Sample ID:**	MW-22D
Project Name:	Eddies Pit Stop	**Collection Date:**	4/13/2021 4:55:00 PM
Lab ID:	**2104M10-009**	**Matrix:**	Groundwater

Analyses	Result	Qual	Reporting Limit	MDL	Units	Prepared	Date Analyzed	DF
Volatile Organic Compounds by GC/MS SW8260D					(SW5030B)			
Benzene	61		5.0	0.38	ug/L	04/21/2021 22:56:0(	04/22/2021 21:46	1
Toluene	1.2	I	5.0	0.45	ug/L	04/21/2021 22:56:0(	04/22/2021 21:46	1
Ethylbenzene	5.0		5.0	0.55	ug/L	04/21/2021 22:56:0(	04/22/2021 21:46	1
m,p-Xylene	0.67	I	5.0	0.60	ug/L	04/21/2021 22:56:0(	04/22/2021 21:46	1
o-Xylene	4.3	I	5.0	0.30	ug/L	04/21/2021 22:56:0(	04/22/2021 21:46	1
Methyl tert-butyl ether	17		5.0	0.23	ug/L	04/21/2021 22:56:0(	04/22/2021 21:46	1
Naphthalene	1.2	I	5.0	0.85	ug/L	04/21/2021 22:56:0(	04/22/2021 21:46	1
1,2-Dichloroethane	4.0	I	5.0	0.20	ug/L	04/21/2021 22:56:0(	04/22/2021 21:46	1
Surr: 4-Bromofluorobenzene	104		70-130	0	%REC	04/21/2021 22:56:0(	04/22/2021 21:46	1
Surr: Dibromofluoromethane	113		70-130	0	%REC	04/21/2021 22:56:0(	04/22/2021 21:46	1
Surr: Toluene-d8	104		70-130	0	%REC	04/21/2021 22:56:0(	04/22/2021 21:46	1
Oxygenates SW8260D					(SW5030B)			
3,3-Dimethyl-1-butanol	23	U	100	23	ug/L	04/21/2021 22:56:0(	04/22/2021 04:01	1
Ethanol	49	U	100	49	ug/L	04/21/2021 22:56:0(	04/22/2021 04:01	1
Ethyl tert-butyl ether	4.4	U	100	4.4	ug/L	04/21/2021 22:56:0(	04/22/2021 04:01	1
Isopropyl ether	3.5	U	10	3.5	ug/L	04/21/2021 22:56:0(	04/22/2021 04:01	1
tert-Amyl alcohol	75	I	100	27	ug/L	04/21/2021 22:56:0(	04/22/2021 04:01	1
tert-Amyl methyl ether	4.5	U	10	4.5	ug/L	04/21/2021 22:56:0(	04/22/2021 04:01	1
tert-Butyl Alcohol	88	I	100	60	ug/L	04/21/2021 22:56:0(	04/22/2021 04:01	1
tert-Butyl formate	44	U	100	44	ug/L	04/21/2021 22:56:0(	04/22/2021 04:01	1
MICRO-EXTRACTABLE VOLATILE ORGANICS SW8011					(SW8011)			
1,2-Dibromoethane	0.008	U	0.020	0.008	ug/L	04/20/2021 17:02:5(	04/22/2021 02:18	1
Surr: 4-Bromofluorobenzene	99.6		73.6-140	0	%REC	04/20/2021 17:02:5(	04/22/2021 02:18	1

FLDEP Qualifiers:

- V Indicates that the analyte was detected in both the sample and the method blank
- U Indicates that the compound was analyzed for but not detected
- I The reported value is between the laboratory method detection limit and the laboratory practical quantitation limit
- J Estimated value
- Q Sample held beyond the accepted holding time

AES Laboratory Qualifiers:

- S Spike recovery outside limits due to matrix
- R RPD outside limits due to matrix
- > Greater than result value
- < Less than result value

Analytical Environmental Services, Inc

Date: 4-May-21

Client:	Terracon Consultants, Inc.	**Client Sample ID:**	MW-22
Project Name:	Eddies Pit Stop	**Collection Date:**	4/13/2021 5:30:00 PM
Lab ID:	**2104M10-010**	**Matrix:**	Groundwater

Analyses	Result	Qual	Reporting Limit	MDL	Units	Prepared	Date Analyzed	DF
Volatile Organic Compounds by GC/MS SW8260D					(SW5030B)			
Benzene	3700		500	38	ug/L	04/21/2021 22:56:0(	04/22/2021 21:23	100
Toluene	31		5.0	0.45	ug/L	04/21/2021 22:56:0(	04/22/2021 03:14	1
Ethylbenzene	230		50	5.5	ug/L	04/21/2021 22:56:0(	04/22/2021 03:37	10
m,p-Xylene	450		50	6.0	ug/L	04/21/2021 22:56:0(	04/22/2021 03:37	10
o-Xylene	590		50	3.0	ug/L	04/21/2021 22:56:0(	04/22/2021 03:37	10
Methyl tert-butyl ether	150		5.0	0.23	ug/L	04/21/2021 22:56:0(	04/22/2021 03:14	1
Naphthalene	180		5.0	0.85	ug/L	04/21/2021 22:56:0(	04/22/2021 03:14	1
1,2-Dichloroethane	120		5.0	0.20	ug/L	04/21/2021 22:56:0(	04/22/2021 03:14	1
Surr: 4-Bromofluorobenzene	102		70-130	0	%REC	04/21/2021 22:56:0(	04/22/2021 03:14	1
Surr: 4-Bromofluorobenzene	103		70-130	0	%REC	04/21/2021 22:56:0(	04/22/2021 03:37	10
Surr: 4-Bromofluorobenzene	107		70-130	0	%REC	04/21/2021 22:56:0(	04/22/2021 21:23	100
Surr: Dibromofluoromethane	107		70-130	0	%REC	04/21/2021 22:56:0(	04/22/2021 03:14	1
Surr: Dibromofluoromethane	109		70-130	0	%REC	04/21/2021 22:56:0(	04/22/2021 03:37	10
Surr: Dibromofluoromethane	114		70-130	0	%REC	04/21/2021 22:56:0(	04/22/2021 21:23	100
Surr: Toluene-d8	104		70-130	0	%REC	04/21/2021 22:56:0(	04/22/2021 03:14	1
Surr: Toluene-d8	104		70-130	0	%REC	04/21/2021 22:56:0(	04/22/2021 21:23	100
Surr: Toluene-d8	106		70-130	0	%REC	04/21/2021 22:56:0(	04/22/2021 03:37	10
Oxygenates SW8260D					(SW5030B)			
3,3-Dimethyl-1-butanol	23	U	100	23	ug/L	04/21/2021 22:56:0(	04/22/2021 03:14	1
Ethanol	49	U	100	49	ug/L	04/21/2021 22:56:0(	04/22/2021 03:14	1
Ethyl tert-butyl ether	4.4	U	100	4.4	ug/L	04/21/2021 22:56:0(	04/22/2021 03:14	1
Isopropyl ether	3.5	U	10	3.5	ug/L	04/21/2021 22:56:0(	04/22/2021 03:14	1
tert-Amyl alcohol	7000		1000	270	ug/L	04/21/2021 22:56:0(	04/22/2021 03:37	10
tert-Amyl methyl ether	4.5	U	10	4.5	ug/L	04/21/2021 22:56:0(	04/22/2021 03:14	1
tert-Butyl Alcohol	1800		100	60	ug/L	04/21/2021 22:56:0(	04/22/2021 03:14	1
tert-Butyl formate	44	U	100	44	ug/L	04/21/2021 22:56:0(	04/22/2021 03:14	1
MICRO-EXTRACTABLE VOLATILE ORGANICS SW8011					(SW8011)			
1,2-Dibromoethane	4.99		0.988	0.398	ug/L	04/22/2021 14:57:52	04/23/2021 12:16	50
Surr: 4-Bromofluorobenzene	103		73.6-140	0	%REC	04/22/2021 14:57:52	04/22/2021 18:21	1

FLDEP Qualifiers:

- V Indicates that the analyte was detected in both the sample and the method blank
- J Estimated value
- U Indicates that the compound was analyzed for but not detected
- Q Sample held beyond the accepted holding time
- I The reported value is between the laboratory method detection limit and the laboratory practical quantitation limit

AES Laboratory Qualifiers:

- S Spike recovery outside limits due to matrix
- R RPD outside limits due to matrix
- > Greater than result value
- < Less than result value

Analytical Environmental Services, Inc

Date: 4-May-21

Client:	Terracon Consultants, Inc.	**Client Sample ID:**	FIELD BLANK 2
Project Name:	Eddies Pit Stop	**Collection Date:**	4/14/2021 8:30:00 AM
Lab ID:	**2104M10-011**	**Matrix:**	Groundwater

Analyses	Result	Qual	Reporting Limit	MDL	Units	Prepared	Date Analyzed	DF
Volatile Organic Compounds by GC/MS SW8260D					(SW5030B)			
Benzene	0.38	U	5.0	0.38	ug/L	04/21/2021 22:56:0(	04/22/2021 01:17	1
Toluene	0.45	U	5.0	0.45	ug/L	04/21/2021 22:56:0(	04/22/2021 01:17	1
Ethylbenzene	0.55	U	5.0	0.55	ug/L	04/21/2021 22:56:0(	04/22/2021 01:17	1
m,p-Xylene	0.60	U	5.0	0.60	ug/L	04/21/2021 22:56:0(	04/22/2021 01:17	1
o-Xylene	0.30	U	5.0	0.30	ug/L	04/21/2021 22:56:0(	04/22/2021 01:17	1
Methyl tert-butyl ether	0.23	U	5.0	0.23	ug/L	04/21/2021 22:56:0(	04/22/2021 01:17	1
Naphthalene	0.85	U	5.0	0.85	ug/L	04/21/2021 22:56:0(	04/22/2021 01:17	1
1,2-Dichloroethane	0.20	U	5.0	0.20	ug/L	04/21/2021 22:56:0(	04/22/2021 01:17	1
Surr: 4-Bromofluorobenzene	105		70-130	0	%REC	04/21/2021 22:56:0(	04/22/2021 01:17	1
Surr: Dibromofluoromethane	124		70-130	0	%REC	04/21/2021 22:56:0(	04/22/2021 01:17	1
Surr: Toluene-d8	99.9		70-130	0	%REC	04/21/2021 22:56:0(	04/22/2021 01:17	1
Oxygenates SW8260D					(SW5030B)			
3,3-Dimethyl-1-butanol	23	U	100	23	ug/L	04/21/2021 22:56:0(	04/22/2021 01:17	1
Ethanol	49	U	100	49	ug/L	04/21/2021 22:56:0(	04/22/2021 01:17	1
Ethyl tert-butyl ether	4.4	U	100	4.4	ug/L	04/21/2021 22:56:0(	04/22/2021 01:17	1
Isopropyl ether	3.5	U	10	3.5	ug/L	04/21/2021 22:56:0(	04/22/2021 01:17	1
tert-Amyl alcohol	27	U	100	27	ug/L	04/21/2021 22:56:0(	04/22/2021 01:17	1
tert-Amyl methyl ether	4.5	U	10	4.5	ug/L	04/21/2021 22:56:0(	04/22/2021 01:17	1
tert-Butyl Alcohol	60	U	100	60	ug/L	04/21/2021 22:56:0(	04/22/2021 01:17	1
tert-Butyl formate	44	U	100	44	ug/L	04/21/2021 22:56:0(	04/22/2021 01:17	1
MICRO-EXTRACTABLE VOLATILE ORGANICS SW8011					(SW8011)			
1,2-Dibromoethane	0.008	U	0.020	0.008	ug/L	04/22/2021 14:57:52	04/22/2021 18:50	1
Surr: 4-Bromofluorobenzene	101		73.6-140	0	%REC	04/22/2021 14:57:52	04/22/2021 18:50	1

FLDEP Qualifiers:

- V Indicates that the analyte was detected in both the sample and the method blank
- U Indicates that the compound was analyzed for but not detected
- I The reported value is between the laboratory method detection limit and the laboratory practical quantitation limit
- J Estimated value
- Q Sample held beyond the accepted holding time

AES Laboratory Qualifiers:

- S Spike recovery outside limits due to matrix
- R RPD outside limits due to matrix
- > Greater than result value
- < Less than result value

Analytical Environmental Services, Inc

Date: 4-May-21

Client:	Terracon Consultants, Inc.	**Client Sample ID:**	MW-15
Project Name:	Eddies Pit Stop	**Collection Date:**	4/14/2021 9:45:00 AM
Lab ID:	**2104M10-012**	**Matrix:**	Groundwater

Analyses	Result	Qual	Reporting Limit	MDL	Units	Prepared	Date Analyzed	DF
Volatile Organic Compounds by GC/MS SW8260D					(SW5030B)			
Benzene	0.38	U	5.0	0.38	ug/L	04/23/2021 00:54:0(	04/23/2021 04:02	1
Toluene	0.45	U	5.0	0.45	ug/L	04/23/2021 00:54:0(	04/23/2021 04:02	1
Ethylbenzene	0.55	U	5.0	0.55	ug/L	04/23/2021 00:54:0(	04/23/2021 04:02	1
m,p-Xylene	0.60	U	5.0	0.60	ug/L	04/23/2021 00:54:0(	04/23/2021 04:02	1
o-Xylene	0.30	U	5.0	0.30	ug/L	04/23/2021 00:54:0(	04/23/2021 04:02	1
Methyl tert-butyl ether	0.23	U	5.0	0.23	ug/L	04/23/2021 00:54:0(	04/23/2021 04:02	1
Naphthalene	0.85	U	5.0	0.85	ug/L	04/23/2021 00:54:0(	04/23/2021 04:02	1
1,2-Dichloroethane	0.20	U	5.0	0.20	ug/L	04/23/2021 00:54:0(	04/23/2021 04:02	1
Surr: 4-Bromofluorobenzene	105		70-130	0	%REC	04/23/2021 00:54:0(	04/23/2021 04:02	1
Surr: Dibromofluoromethane	113		70-130	0	%REC	04/23/2021 00:54:0(	04/23/2021 04:02	1
Surr: Toluene-d8	104		70-130	0	%REC	04/23/2021 00:54:0(	04/23/2021 04:02	1
Oxygenates SW8260D					(SW5030B)			
3,3-Dimethyl-1-butanol	23	U	100	23	ug/L	04/23/2021 00:54:0(	04/23/2021 04:02	1
Ethanol	49	U	100	49	ug/L	04/23/2021 00:54:0(	04/23/2021 04:02	1
Ethyl tert-butyl ether	4.4	U	100	4.4	ug/L	04/23/2021 00:54:0(	04/23/2021 04:02	1
Isopropyl ether	3.5	U	10	3.5	ug/L	04/23/2021 00:54:0(	04/23/2021 04:02	1
tert-Amyl alcohol	27	U	100	27	ug/L	04/23/2021 00:54:0(	04/23/2021 04:02	1
tert-Amyl methyl ether	4.5	U	10	4.5	ug/L	04/23/2021 00:54:0(	04/23/2021 04:02	1
tert-Butyl Alcohol	60	U	100	60	ug/L	04/23/2021 00:54:0(	04/23/2021 04:02	1
tert-Butyl formate	44	U	100	44	ug/L	04/23/2021 00:54:0(	04/23/2021 04:02	1
MICRO-EXTRACTABLE VOLATILE ORGANICS SW8011					(SW8011)			
1,2-Dibromoethane	0.008	U	0.020	0.008	ug/L	04/22/2021 14:57:52	04/22/2021 19:18	1
Surr: 4-Bromofluorobenzene	100		73.6-140	0	%REC	04/22/2021 14:57:52	04/22/2021 19:18	1

FLDEP Qualifiers:

- V Indicates that the analyte was detected in both the sample and the method blank
- U Indicates that the compound was analyzed for but not detected
- I The reported value is between the laboratory method detection limit and the laboratory practical quantitation limit
- J Estimated value
- Q Sample held beyond the accepted holding time

AES Laboratory Qualifiers:

- S Spike recovery outside limits due to matrix
- R RPD outside limits due to matrix
- > Greater than result value
- < Less than result value

Analytical Environmental Services, Inc

Date: 4-May-21

Client:	Terracon Consultants, Inc.	**Client Sample ID:**	MW-15D
Project Name:	Eddies Pit Stop	**Collection Date:**	4/14/2021 10:20:00 AM
Lab ID:	**2104M10-013**	**Matrix:**	Groundwater

Analyses	Result	Qual	Reporting Limit	MDL	Units	Prepared	Date Analyzed	DF
Volatile Organic Compounds by GC/MS SW8260D					(SW5030B)			
Benzene	0.38	U	5.0	0.38	ug/L	04/23/2021 00:54:0(	04/23/2021 02:51	1
Toluene	0.45	U	5.0	0.45	ug/L	04/23/2021 00:54:0(	04/23/2021 02:51	1
Ethylbenzene	0.55	U	5.0	0.55	ug/L	04/23/2021 00:54:0(	04/23/2021 02:51	1
m,p-Xylene	0.60	U	5.0	0.60	ug/L	04/23/2021 00:54:0(	04/23/2021 02:51	1
o-Xylene	0.30	U	5.0	0.30	ug/L	04/23/2021 00:54:0(	04/23/2021 02:51	1
Methyl tert-butyl ether	0.23	U	5.0	0.23	ug/L	04/23/2021 00:54:0(	04/23/2021 02:51	1
Naphthalene	0.85	U	5.0	0.85	ug/L	04/23/2021 00:54:0(	04/23/2021 02:51	1
1,2-Dichloroethane	0.20	U	5.0	0.20	ug/L	04/23/2021 00:54:0(	04/23/2021 02:51	1
Surr: 4-Bromofluorobenzene	105		70-130	0	%REC	04/23/2021 00:54:0(	04/23/2021 02:51	1
Surr: Dibromofluoromethane	113		70-130	0	%REC	04/23/2021 00:54:0(	04/23/2021 02:51	1
Surr: Toluene-d8	103		70-130	0	%REC	04/23/2021 00:54:0(	04/23/2021 02:51	1
Oxygenates SW8260D					(SW5030B)			
3,3-Dimethyl-1-butanol	23	U	100	23	ug/L	04/23/2021 00:54:0(	04/23/2021 02:51	1
Ethanol	49	U	100	49	ug/L	04/23/2021 00:54:0(	04/23/2021 02:51	1
Ethyl tert-butyl ether	4.4	U	100	4.4	ug/L	04/23/2021 00:54:0(	04/23/2021 02:51	1
Isopropyl ether	3.5	U	10	3.5	ug/L	04/23/2021 00:54:0(	04/23/2021 02:51	1
tert-Amyl alcohol	27	U	100	27	ug/L	04/23/2021 00:54:0(	04/23/2021 02:51	1
tert-Amyl methyl ether	4.5	U	10	4.5	ug/L	04/23/2021 00:54:0(	04/23/2021 02:51	1
tert-Butyl Alcohol	60	U	100	60	ug/L	04/23/2021 00:54:0(	04/23/2021 02:51	1
tert-Butyl formate	44	U	100	44	ug/L	04/23/2021 00:54:0(	04/23/2021 02:51	1
MICRO-EXTRACTABLE VOLATILE ORGANICS SW8011					(SW8011)			
1,2-Dibromoethane	0.008	U	0.020	0.008	ug/L	04/22/2021 14:57:52	04/22/2021 20:44	1
Surr: 4-Bromofluorobenzene	102		73.6-140	0	%REC	04/22/2021 14:57:52	04/22/2021 20:44	1

FLDEP Qualifiers:

- V Indicates that the analyte was detected in both the sample and the method blank
- U Indicates that the compound was analyzed for but not detected
- I The reported value is between the laboratory method detection limit and the laboratory practical quantitation limit
- J Estimated value
- Q Sample held beyond the accepted holding time

AES Laboratory Qualifiers:

- S Spike recovery outside limits due to matrix
- R RPD outside limits due to matrix
- > Greater than result value
- < Less than result value

Analytical Environmental Services, Inc

Date: 4-May-21

Client:	Terracon Consultants, Inc.	**Client Sample ID:**	MW-14
Project Name:	Eddies Pit Stop	**Collection Date:**	4/14/2021 10:55:00 AM
Lab ID:	**2104M10-014**	**Matrix:**	Groundwater

Analyses	Result	Qual	Reporting Limit	MDL	Units	Prepared	Date Analyzed	DF
Volatile Organic Compounds by GC/MS SW8260D					(SW5030B)			
Benzene	52		5.0	0.38	ug/L	04/23/2021 00:54:0(	04/23/2021 17:09	1
Toluene	0.89	I	5.0	0.45	ug/L	04/23/2021 00:54:0(	04/23/2021 17:09	1
Ethylbenzene	4.1	I	5.0	0.55	ug/L	04/23/2021 00:54:0(	04/23/2021 17:09	1
m,p-Xylene	8.9		5.0	0.60	ug/L	04/23/2021 00:54:0(	04/23/2021 17:09	1
o-Xylene	1.6	I	5.0	0.30	ug/L	04/23/2021 00:54:0(	04/23/2021 17:09	1
Methyl tert-butyl ether	1.3	I	5.0	0.23	ug/L	04/23/2021 00:54:0(	04/23/2021 17:09	1
Naphthalene	2.4	I	5.0	0.85	ug/L	04/23/2021 00:54:0(	04/23/2021 17:09	1
1,2-Dichloroethane	5.4		5.0	0.20	ug/L	04/23/2021 00:54:0(	04/23/2021 17:09	1
Surr: 4-Bromofluorobenzene	106		70-130	0	%REC	04/23/2021 00:54:0(	04/23/2021 17:09	1
Surr: Dibromofluoromethane	113		70-130	0	%REC	04/23/2021 00:54:0(	04/23/2021 17:09	1
Surr: Toluene-d8	103		70-130	0	%REC	04/23/2021 00:54:0(	04/23/2021 17:09	1
Oxygenates SW8260D					(SW5030B)			
3,3-Dimethyl-1-butanol	23	U	100	23	ug/L	04/23/2021 00:54:0(	04/23/2021 17:09	1
Ethanol	49	U	100	49	ug/L	04/23/2021 00:54:0(	04/23/2021 17:09	1
Ethyl tert-butyl ether	4.4	U	100	4.4	ug/L	04/23/2021 00:54:0(	04/23/2021 17:09	1
Isopropyl ether	5.6	I	10	3.5	ug/L	04/23/2021 00:54:0(	04/23/2021 17:09	1
tert-Amyl alcohol	300		100	27	ug/L	04/23/2021 00:54:0(	04/23/2021 17:09	1
tert-Amyl methyl ether	4.5	U	10	4.5	ug/L	04/23/2021 00:54:0(	04/23/2021 17:09	1
tert-Butyl Alcohol	60	U	100	60	ug/L	04/23/2021 00:54:0(	04/23/2021 17:09	1
tert-Butyl formate	44	U	100	44	ug/L	04/23/2021 00:54:0(	04/23/2021 17:09	1
MICRO-EXTRACTABLE VOLATILE ORGANICS SW8011					(SW8011)			
1,2-Dibromoethane	0.008	U	0.020	0.008	ug/L	04/22/2021 14:57:52	04/22/2021 21:13	1
Surr: 4-Bromofluorobenzene	109		73.6-140	0	%REC	04/22/2021 14:57:52	04/22/2021 21:13	1

FLDEP Qualifiers:
- V Indicates that the analyte was detected in both the sample and the method blank
- U Indicates that the compound was analyzed for but not detected
- I The reported value is between the laboratory method detection limit and the laboratory practical quantitation limit
- J Estimated value
- Q Sample held beyond the accepted holding time

AES Laboratory Qualifiers:
- S Spike recovery outside limits due to matrix
- R RPD outside limits due to matrix
- > Greater than result value
- < Less than result value

Analytical Environmental Services, Inc

Date: 4-May-21

Client:	Terracon Consultants, Inc.	**Client Sample ID:**	MW-8
Project Name:	Eddies Pit Stop	**Collection Date:**	4/14/2021 11:30:00 AM
Lab ID:	**2104M10-015**	**Matrix:**	Groundwater

Analyses	Result	Qual	Reporting Limit	MDL	Units	Prepared	Date Analyzed	DF
Volatile Organic Compounds by GC/MS SW8260D					(SW5030B)			
Benzene	260		250	19	ug/L	04/23/2021 00:54:0(	04/23/2021 17:56	50
Toluene	1.2	I	5.0	0.45	ug/L	04/23/2021 00:54:0(	04/26/2021 10:46	1
Ethylbenzene	86		5.0	0.55	ug/L	04/23/2021 00:54:0(	04/26/2021 10:46	1
m,p-Xylene	180		5.0	0.60	ug/L	04/23/2021 00:54:0(	04/26/2021 10:46	1
o-Xylene	160		5.0	0.30	ug/L	04/23/2021 00:54:0(	04/26/2021 10:46	1
Methyl tert-butyl ether	0.23	U	5.0	0.23	ug/L	04/23/2021 00:54:0(	04/26/2021 10:46	1
Naphthalene	140		5.0	0.85	ug/L	04/23/2021 00:54:0(	04/26/2021 10:46	1
1,2-Dichloroethane	0.20	U	5.0	0.20	ug/L	04/23/2021 00:54:0(	04/26/2021 10:46	1
Surr: 4-Bromofluorobenzene	104		70-130	0	%REC	04/23/2021 00:54:0(	04/23/2021 17:56	50
Surr: 4-Bromofluorobenzene	109		70-130	0	%REC	04/23/2021 00:54:0(	04/26/2021 10:46	1
Surr: Dibromofluoromethane	114		70-130	0	%REC	04/23/2021 00:54:0(	04/23/2021 17:56	50
Surr: Dibromofluoromethane	117		70-130	0	%REC	04/23/2021 00:54:0(	04/26/2021 10:46	1
Surr: Toluene-d8	102		70-130	0	%REC	04/23/2021 00:54:0(	04/23/2021 17:56	50
Surr: Toluene-d8	107		70-130	0	%REC	04/23/2021 00:54:0(	04/26/2021 10:46	1
Oxygenates SW8260D					(SW5030B)			
3,3-Dimethyl-1-butanol	23	U	100	23	ug/L	04/23/2021 00:54:0(	04/26/2021 10:46	1
Ethanol	49	U	100	49	ug/L	04/23/2021 00:54:0(	04/26/2021 10:46	1
Ethyl tert-butyl ether	4.4	U	100	4.4	ug/L	04/23/2021 00:54:0(	04/26/2021 10:46	1
Isopropyl ether	5.8	I	10	3.5	ug/L	04/23/2021 00:54:0(	04/26/2021 10:46	1
tert-Amyl alcohol	530		100	27	ug/L	04/23/2021 00:54:0(	04/26/2021 10:46	1
tert-Amyl methyl ether	4.5	U	10	4.5	ug/L	04/23/2021 00:54:0(	04/26/2021 10:46	1
tert-Butyl Alcohol	60	U	100	60	ug/L	04/23/2021 00:54:0(	04/26/2021 10:46	1
tert-Butyl formate	44	U	100	44	ug/L	04/23/2021 00:54:0(	04/26/2021 10:46	1
MICRO-EXTRACTABLE VOLATILE ORGANICS SW8011					(SW8011)			
1,2-Dibromoethane	0.008	U	0.020	0.008	ug/L	04/22/2021 14:57:52	04/22/2021 22:11	1
Surr: 4-Bromofluorobenzene	93.4		73.6-140	0	%REC	04/22/2021 14:57:52	04/22/2021 22:11	1

FLDEP Qualifiers:

- V Indicates that the analyte was detected in both the sample and the method blank
- U Indicates that the compound was analyzed for but not detected
- I The reported value is between the laboratory method detection limit and the laboratory practical quantitation limit
- J Estimated value
- Q Sample held beyond the accepted holding time

AES Laboratory Qualifiers:

- S Spike recovery outside limits due to matrix
- R RPD outside limits due to matrix
- > Greater than result value
- < Less than result value

Analytical Environmental Services, Inc

Date: 4-May-21

Client:	Terracon Consultants, Inc.	**Client Sample ID:**	MW-8D
Project Name:	Eddies Pit Stop	**Collection Date:**	4/14/2021 12:05:00 PM
Lab ID:	**2104M10-016**	**Matrix:**	Groundwater

Analyses	Result	Qual	Reporting Limit	MDL	Units	Prepared	Date Analyzed	DF
Volatile Organic Compounds by GC/MS SW8260D					(SW5030B)			
Benzene	1.4	I	5.0	0.38	ug/L	04/23/2021 00:54:0(	04/23/2021 11:59	1
Toluene	1.1	I	5.0	0.45	ug/L	04/23/2021 00:54:0(	04/23/2021 11:59	1
Ethylbenzene	0.55	U	5.0	0.55	ug/L	04/23/2021 00:54:0(	04/23/2021 11:59	1
m,p-Xylene	0.60	U	5.0	0.60	ug/L	04/23/2021 00:54:0(	04/23/2021 11:59	1
o-Xylene	0.30	U	5.0	0.30	ug/L	04/23/2021 00:54:0(	04/23/2021 11:59	1
Methyl tert-butyl ether	1.1	I	5.0	0.23	ug/L	04/23/2021 00:54:0(	04/23/2021 11:59	1
Naphthalene	0.85	U	5.0	0.85	ug/L	04/23/2021 00:54:0(	04/23/2021 11:59	1
1,2-Dichloroethane	0.20	U	5.0	0.20	ug/L	04/23/2021 00:54:0(	04/23/2021 11:59	1
Surr: 4-Bromofluorobenzene	106		70-130	0	%REC	04/23/2021 00:54:0(	04/23/2021 11:59	1
Surr: Dibromofluoromethane	115		70-130	0	%REC	04/23/2021 00:54:0(	04/23/2021 11:59	1
Surr: Toluene-d8	103		70-130	0	%REC	04/23/2021 00:54:0(	04/23/2021 11:59	1
Oxygenates SW8260D					(SW5030B)			
3,3-Dimethyl-1-butanol	23	U	100	23	ug/L	04/23/2021 00:54:0(	04/23/2021 11:59	1
Ethanol	49	U	100	49	ug/L	04/23/2021 00:54:0(	04/23/2021 11:59	1
Ethyl tert-butyl ether	4.4	U	100	4.4	ug/L	04/23/2021 00:54:0(	04/23/2021 11:59	1
Isopropyl ether	5.7	I	10	3.5	ug/L	04/23/2021 00:54:0(	04/23/2021 11:59	1
tert-Amyl alcohol	44	I	100	27	ug/L	04/23/2021 00:54:0(	04/23/2021 11:59	1
tert-Amyl methyl ether	4.5	U	10	4.5	ug/L	04/23/2021 00:54:0(	04/23/2021 11:59	1
tert-Butyl Alcohol	60	U	100	60	ug/L	04/23/2021 00:54:0(	04/23/2021 11:59	1
tert-Butyl formate	44	U	100	44	ug/L	04/23/2021 00:54:0(	04/23/2021 11:59	1
MICRO-EXTRACTABLE VOLATILE ORGANICS SW8011					(SW8011)			
1,2-Dibromoethane	0.008	U	0.020	0.008	ug/L	04/22/2021 14:57:52	04/22/2021 22:39	1
Surr: 4-Bromofluorobenzene	103		73.6-140	0	%REC	04/22/2021 14:57:52	04/22/2021 22:39	1

FLDEP Qualifiers:

V Indicates that the analyte was detected in both the sample and the method blank
U Indicates that the compound was analyzed for but not detected
I The reported value is between the laboratory method detection limit and the laboratory practical quantitation limit
J Estimated value
Q Sample held beyond the accepted holding time

AES Laboratory Qualifiers:

S Spike recovery outside limits due to matrix
> Greater than result value
R RPD outside limits due to matrix
< Less than result value

Analytical Environmental Services, Inc

Date: 4-May-21

Client:	Terracon Consultants, Inc.	**Client Sample ID:**	MW-16
Project Name:	Eddies Pit Stop	**Collection Date:**	4/14/2021 1:30:00 PM
Lab ID:	**2104M10-017**	**Matrix:**	Groundwater

Analyses	Result	Qual	Reporting Limit	MDL	Units	Prepared	Date Analyzed	DF
Volatile Organic Compounds by GC/MS SW8260D					(SW5030B)			
Benzene	0.38	U	5.0	0.38	ug/L	04/23/2021 00:54:0(	04/23/2021 05:35	1
Toluene	0.45	U	5.0	0.45	ug/L	04/23/2021 00:54:0(	04/23/2021 05:35	1
Ethylbenzene	0.55	U	5.0	0.55	ug/L	04/23/2021 00:54:0(	04/23/2021 05:35	1
m,p-Xylene	0.60	U	5.0	0.60	ug/L	04/23/2021 00:54:0(	04/23/2021 05:35	1
o-Xylene	0.30	U	5.0	0.30	ug/L	04/23/2021 00:54:0(	04/23/2021 05:35	1
Methyl tert-butyl ether	0.23	U	5.0	0.23	ug/L	04/23/2021 00:54:0(	04/23/2021 05:35	1
Naphthalene	0.85	U	5.0	0.85	ug/L	04/23/2021 00:54:0(	04/23/2021 05:35	1
1,2-Dichloroethane	0.20	U	5.0	0.20	ug/L	04/23/2021 00:54:0(	04/23/2021 05:35	1
Surr: 4-Bromofluorobenzene	104		70-130	0	%REC	04/23/2021 00:54:0(	04/23/2021 05:35	1
Surr: Dibromofluoromethane	112		70-130	0	%REC	04/23/2021 00:54:0(	04/23/2021 05:35	1
Surr: Toluene-d8	103		70-130	0	%REC	04/23/2021 00:54:0(	04/23/2021 05:35	1
Oxygenates SW8260D					(SW5030B)			
3,3-Dimethyl-1-butanol	23	U	100	23	ug/L	04/23/2021 00:54:0(	04/23/2021 05:35	1
Ethanol	49	U	100	49	ug/L	04/23/2021 00:54:0(	04/23/2021 05:35	1
Ethyl tert-butyl ether	4.4	U	100	4.4	ug/L	04/23/2021 00:54:0(	04/23/2021 05:35	1
Isopropyl ether	3.5	U	10	3.5	ug/L	04/23/2021 00:54:0(	04/23/2021 05:35	1
tert-Amyl alcohol	27	U	100	27	ug/L	04/23/2021 00:54:0(	04/23/2021 05:35	1
tert-Amyl methyl ether	4.5	U	10	4.5	ug/L	04/23/2021 00:54:0(	04/23/2021 05:35	1
tert-Butyl Alcohol	60	U	100	60	ug/L	04/23/2021 00:54:0(	04/23/2021 05:35	1
tert-Butyl formate	44	U	100	44	ug/L	04/23/2021 00:54:0(	04/23/2021 05:35	1
MICRO-EXTRACTABLE VOLATILE ORGANICS SW8011					(SW8011)			
1,2-Dibromoethane	0.008	U	0.020	0.008	ug/L	04/22/2021 14:57:52	04/22/2021 23:08	1
Surr: 4-Bromofluorobenzene	101		73.6-140	0	%REC	04/22/2021 14:57:52	04/22/2021 23:08	1

FLDEP Qualifiers:

- V Indicates that the analyte was detected in both the sample and the method blank
- U Indicates that the compound was analyzed for but not detected
- I The reported value is between the laboratory method detection limit and the laboratory practical quantitation limit
- J Estimated value
- Q Sample held beyond the accepted holding time

AES Laboratory Qualifiers:

- S Spike recovery outside limits due to matrix
- R RPD outside limits due to matrix
- > Greater than result value
- < Less than result value

Analytical Environmental Services, Inc

Date: 4-May-21

Client:	Terracon Consultants, Inc.	**Client Sample ID:**	MW-16D
Project Name:	Eddies Pit Stop	**Collection Date:**	4/14/2021 2:05:00 PM
Lab ID:	**2104M10-018**	**Matrix:**	Groundwater

Analyses	Result	Qual	Reporting Limit	MDL	Units	Prepared	Date Analyzed	DF
Volatile Organic Compounds by GC/MS SW8260D					(SW5030B)			
Benzene	0.38	U	5.0	0.38	ug/L	04/23/2021 00:54:0(	04/23/2021 05:59	1
Toluene	0.69	I	5.0	0.45	ug/L	04/23/2021 00:54:0(	04/23/2021 05:59	1
Ethylbenzene	0.55	U	5.0	0.55	ug/L	04/23/2021 00:54:0(	04/23/2021 05:59	1
m,p-Xylene	0.60	U	5.0	0.60	ug/L	04/23/2021 00:54:0(	04/23/2021 05:59	1
o-Xylene	0.30	U	5.0	0.30	ug/L	04/23/2021 00:54:0(	04/23/2021 05:59	1
Methyl tert-butyl ether	1.4	I	5.0	0.23	ug/L	04/23/2021 00:54:0(	04/23/2021 05:59	1
Naphthalene	0.85	U	5.0	0.85	ug/L	04/23/2021 00:54:0(	04/23/2021 05:59	1
1,2-Dichloroethane	0.95	I	5.0	0.20	ug/L	04/23/2021 00:54:0(	04/23/2021 05:59	1
Surr: 4-Bromofluorobenzene	106		70-130	0	%REC	04/23/2021 00:54:0(	04/23/2021 05:59	1
Surr: Dibromofluoromethane	113		70-130	0	%REC	04/23/2021 00:54:0(	04/23/2021 05:59	1
Surr: Toluene-d8	103		70-130	0	%REC	04/23/2021 00:54:0(	04/23/2021 05:59	1
Oxygenates SW8260D					(SW5030B)			
3,3-Dimethyl-1-butanol	23	U	100	23	ug/L	04/23/2021 00:54:0(	04/23/2021 05:59	1
Ethanol	49	U	100	49	ug/L	04/23/2021 00:54:0(	04/23/2021 05:59	1
Ethyl tert-butyl ether	4.4	U	100	4.4	ug/L	04/23/2021 00:54:0(	04/23/2021 05:59	1
Isopropyl ether	6.3	I	10	3.5	ug/L	04/23/2021 00:54:0(	04/23/2021 05:59	1
tert-Amyl alcohol	89	I	100	27	ug/L	04/23/2021 00:54:0(	04/23/2021 05:59	1
tert-Amyl methyl ether	4.5	U	10	4.5	ug/L	04/23/2021 00:54:0(	04/23/2021 05:59	1
tert-Butyl Alcohol	60	U	100	60	ug/L	04/23/2021 00:54:0(	04/23/2021 05:59	1
tert-Butyl formate	44	U	100	44	ug/L	04/23/2021 00:54:0(	04/23/2021 05:59	1
MICRO-EXTRACTABLE VOLATILE ORGANICS SW8011					(SW8011)			
1,2-Dibromoethane	0.008	U	0.020	0.008	ug/L	04/22/2021 14:57:52	04/22/2021 23:37	1
Surr: 4-Bromofluorobenzene	104		73.6-140	0	%REC	04/22/2021 14:57:52	04/22/2021 23:37	1

FLDEP Qualifiers:
- V Indicates that the analyte was detected in both the sample and the method blank
- U Indicates that the compound was analyzed for but not detected
- I The reported value is between the laboratory method detection limit and the laboratory practical quantitation limit
- J Estimated value
- Q Sample held beyond the accepted holding time

AES Laboratory Qualifiers:
- S Spike recovery outside limits due to matrix
- R RPD outside limits due to matrix
- > Greater than result value
- < Less than result value

Analytical Environmental Services, Inc

Date: 4-May-21

Client:	Terracon Consultants, Inc.	**Client Sample ID:**	MW-1
Project Name:	Eddies Pit Stop	**Collection Date:**	4/14/2021 2:40:00 PM
Lab ID:	**2104M10-019**	**Matrix:**	Groundwater

Analyses	Result	Qual	Reporting Limit	MDL	Units	Prepared	Date Analyzed	DF
Volatile Organic Compounds by GC/MS SW8260D					(SW5030B)			
Benzene	480		50	3.8	ug/L	04/23/2021 00:54:0(	04/23/2021 21:04	10
Toluene	31		5.0	0.45	ug/L	04/23/2021 00:54:0(	04/23/2021 11:12	1
Ethylbenzene	540		50	5.5	ug/L	04/23/2021 00:54:0(	04/23/2021 21:04	10
m,p-Xylene	790		50	6.0	ug/L	04/23/2021 00:54:0(	04/23/2021 21:04	10
o-Xylene	930		50	3.0	ug/L	04/23/2021 00:54:0(	04/23/2021 21:04	10
Methyl tert-butyl ether	0.23	U	5.0	0.23	ug/L	04/23/2021 00:54:0(	04/23/2021 11:12	1
Naphthalene	280		50	8.5	ug/L	04/23/2021 00:54:0(	04/23/2021 21:04	10
1,2-Dichloroethane	0.20	U	5.0	0.20	ug/L	04/23/2021 00:54:0(	04/23/2021 11:12	1
Surr: 4-Bromofluorobenzene	101		70-130	0	%REC	04/23/2021 00:54:0(	04/23/2021 21:04	10
Surr: 4-Bromofluorobenzene	108		70-130	0	%REC	04/23/2021 00:54:0(	04/23/2021 11:12	1
Surr: Dibromofluoromethane	112		70-130	0	%REC	04/23/2021 00:54:0(	04/23/2021 11:12	1
Surr: Dibromofluoromethane	110		70-130	0	%REC	04/23/2021 00:54:0(	04/23/2021 21:04	10
Surr: Toluene-d8	105		70-130	0	%REC	04/23/2021 00:54:0(	04/23/2021 21:04	10
Surr: Toluene-d8	109		70-130	0	%REC	04/23/2021 00:54:0(	04/23/2021 11:12	1
Oxygenates SW8260D					(SW5030B)			
3,3-Dimethyl-1-butanol	23	U	100	23	ug/L	04/23/2021 00:54:0(	04/23/2021 11:12	1
Ethanol	49	U	100	49	ug/L	04/23/2021 00:54:0(	04/23/2021 11:12	1
Ethyl tert-butyl ether	4.4	U	100	4.4	ug/L	04/23/2021 00:54:0(	04/23/2021 11:12	1
Isopropyl ether	7.7	I	10	3.5	ug/L	04/23/2021 00:54:0(	04/23/2021 11:12	1
tert-Amyl alcohol	1000		100	27	ug/L	04/23/2021 00:54:0(	04/23/2021 11:12	1
tert-Amyl methyl ether	4.5	U	10	4.5	ug/L	04/23/2021 00:54:0(	04/23/2021 11:12	1
tert-Butyl Alcohol	60	U	100	60	ug/L	04/23/2021 00:54:0(	04/23/2021 11:12	1
tert-Butyl formate	44	U	100	44	ug/L	04/23/2021 00:54:0(	04/23/2021 11:12	1
MICRO-EXTRACTABLE VOLATILE ORGANICS SW8011					(SW8011)			
1,2-Dibromoethane	0.579		0.200	0.080	ug/L	04/22/2021 14:57:52	04/23/2021 12:45	10
Surr: 4-Bromofluorobenzene	98.7		73.6-140	0	%REC	04/22/2021 14:57:52	04/23/2021 00:06	1

FLDEP Qualifiers:

- V Indicates that the analyte was detected in both the sample and the method blank
- U Indicates that the compound was analyzed for but not detected
- I The reported value is between the laboratory method detection limit and the laboratory practical quantitation limit
- J Estimated value
- Q Sample held beyond the accepted holding time

AES Laboratory Qualifiers:

- S Spike recovery outside limits due to matrix
- R RPD outside limits due to matrix
- > Greater than result value
- < Less than result value

Analytical Environmental Services, Inc

Date: 4-May-21

Client:	Terracon Consultants, Inc.	**Client Sample ID:**	MW-5
Project Name:	Eddies Pit Stop	**Collection Date:**	4/14/2021 3:20:00 PM
Lab ID:	**2104M10-020**	**Matrix:**	Groundwater

Analyses	Result	Qual	Reporting Limit	MDL	Units	Prepared	Date Analyzed	DF
Volatile Organic Compounds by GC/MS SW8260D					(SW5030B)			
Benzene	140		5.0	0.38	ug/L	04/23/2021 00:54:0(	04/26/2021 11:56	1
Toluene	59		5.0	0.45	ug/L	04/23/2021 00:54:0(	04/26/2021 11:56	1
Ethylbenzene	680		250	28	ug/L	04/23/2021 00:54:0(	04/23/2021 18:20	50
m,p-Xylene	1400		250	30	ug/L	04/23/2021 00:54:0(	04/23/2021 18:20	50
o-Xylene	590		250	15	ug/L	04/23/2021 00:54:0(	04/23/2021 18:20	50
Methyl tert-butyl ether	0.23	U	5.0	0.23	ug/L	04/23/2021 00:54:0(	04/26/2021 11:56	1
Naphthalene	370		250	42	ug/L	04/23/2021 00:54:0(	04/23/2021 18:20	50
1,2-Dichloroethane	0.20	U	5.0	0.20	ug/L	04/23/2021 00:54:0(	04/26/2021 11:56	1
Surr: 4-Bromofluorobenzene	107		70-130	0	%REC	04/23/2021 00:54:0(	04/23/2021 18:20	50
Surr: 4-Bromofluorobenzene	102		70-130	0	%REC	04/23/2021 00:54:0(	04/26/2021 11:56	1
Surr: Dibromofluoromethane	113		70-130	0	%REC	04/23/2021 00:54:0(	04/23/2021 18:20	50
Surr: Dibromofluoromethane	109		70-130	0	%REC	04/23/2021 00:54:0(	04/26/2021 11:56	1
Surr: Toluene-d8	103		70-130	0	%REC	04/23/2021 00:54:0(	04/23/2021 18:20	50
Surr: Toluene-d8	109		70-130	0	%REC	04/23/2021 00:54:0(	04/26/2021 11:56	1
Oxygenates SW8260D					(SW5030B)			
3,3-Dimethyl-1-butanol	23	U	100	23	ug/L	04/23/2021 00:54:0(	04/26/2021 11:56	1
Ethanol	49	U	100	49	ug/L	04/23/2021 00:54:0(	04/26/2021 11:56	1
Ethyl tert-butyl ether	4.4	U	100	4.4	ug/L	04/23/2021 00:54:0(	04/26/2021 11:56	1
Isopropyl ether	3.5	U	10	3.5	ug/L	04/23/2021 00:54:0(	04/26/2021 11:56	1
tert-Amyl alcohol	380		100	27	ug/L	04/23/2021 00:54:0(	04/26/2021 11:56	1
tert-Amyl methyl ether	4.5	U	10	4.5	ug/L	04/23/2021 00:54:0(	04/26/2021 11:56	1
tert-Butyl Alcohol	60	U	100	60	ug/L	04/23/2021 00:54:0(	04/26/2021 11:56	1
tert-Butyl formate	44	U	100	44	ug/L	04/23/2021 00:54:0(	04/26/2021 11:56	1
MICRO-EXTRACTABLE VOLATILE ORGANICS SW8011					(SW8011)			
1,2-Dibromoethane	0.164		0.020	0.008	ug/L	04/22/2021 14:57:52	04/23/2021 00:35	1
Surr: 4-Bromofluorobenzene	113		73.6-140	0	%REC	04/22/2021 14:57:52	04/23/2021 00:35	1

FLDEP Qualifiers:

- V Indicates that the analyte was detected in both the sample and the method blank
- U Indicates that the compound was analyzed for but not detected
- I The reported value is between the laboratory method detection limit and the laboratory practical quantitation limit
- J Estimated value
- Q Sample held beyond the accepted holding time

AES Laboratory Qualifiers:

- S Spike recovery outside limits due to matrix
- R RPD outside limits due to matrix
- > Greater than result value
- < Less than result value

Analytical Environmental Services, Inc

Date: 4-May-21

Client:	Terracon Consultants, Inc.	**Client Sample ID:**	MW-11
Project Name:	Eddies Pit Stop	**Collection Date:**	4/14/2021 4:35:00 PM
Lab ID:	**2104M10-021**	**Matrix:**	Groundwater

Analyses	Result	Qual	Reporting Limit	MDL	Units	Prepared	Date Analyzed	DF
Volatile Organic Compounds by GC/MS SW8260D					(SW5030B)			
Benzene	0.38	U	5.0	0.38	ug/L	04/23/2021 00:54:0(	04/23/2021 06:22	1
Toluene	0.45	U	5.0	0.45	ug/L	04/23/2021 00:54:0(	04/23/2021 06:22	1
Ethylbenzene	0.55	U	5.0	0.55	ug/L	04/23/2021 00:54:0(	04/23/2021 06:22	1
m,p-Xylene	0.60	U	5.0	0.60	ug/L	04/23/2021 00:54:0(	04/23/2021 06:22	1
o-Xylene	0.30	U	5.0	0.30	ug/L	04/23/2021 00:54:0(	04/23/2021 06:22	1
Methyl tert-butyl ether	0.23	U	5.0	0.23	ug/L	04/23/2021 00:54:0(	04/23/2021 06:22	1
Naphthalene	0.85	U	5.0	0.85	ug/L	04/23/2021 00:54:0(	04/23/2021 06:22	1
1,2-Dichloroethane	0.20	U	5.0	0.20	ug/L	04/23/2021 00:54:0(	04/23/2021 06:22	1
Surr: 4-Bromofluorobenzene	105		70-130	0	%REC	04/23/2021 00:54:0(	04/23/2021 06:22	1
Surr: Dibromofluoromethane	114		70-130	0	%REC	04/23/2021 00:54:0(	04/23/2021 06:22	1
Surr: Toluene-d8	102		70-130	0	%REC	04/23/2021 00:54:0(	04/23/2021 06:22	1
Oxygenates SW8260D					(SW5030B)			
3,3-Dimethyl-1-butanol	23	U	100	23	ug/L	04/23/2021 00:54:0(	04/23/2021 06:22	1
Ethanol	49	U	100	49	ug/L	04/23/2021 00:54:0(	04/23/2021 06:22	1
Ethyl tert-butyl ether	4.4	U	100	4.4	ug/L	04/23/2021 00:54:0(	04/23/2021 06:22	1
Isopropyl ether	3.5	U	10	3.5	ug/L	04/23/2021 00:54:0(	04/23/2021 06:22	1
tert-Amyl alcohol	27	U	100	27	ug/L	04/23/2021 00:54:0(	04/23/2021 06:22	1
tert-Amyl methyl ether	4.5	U	10	4.5	ug/L	04/23/2021 00:54:0(	04/23/2021 06:22	1
tert-Butyl Alcohol	60	U	100	60	ug/L	04/23/2021 00:54:0(	04/23/2021 06:22	1
tert-Butyl formate	44	U	100	44	ug/L	04/23/2021 00:54:0(	04/23/2021 06:22	1
MICRO-EXTRACTABLE VOLATILE ORGANICS SW8011					(SW8011)			
1,2-Dibromoethane	0.008	U	0.020	0.008	ug/L	04/22/2021 14:57:52	04/23/2021 01:32	1
Surr: 4-Bromofluorobenzene	98.4		73.6-140	0	%REC	04/22/2021 14:57:52	04/23/2021 01:32	1

FLDEP Qualifiers:

- V Indicates that the analyte was detected in both the sample and the method blank
- U Indicates that the compound was analyzed for but not detected
- I The reported value is between the laboratory method detection limit and the laboratory practical quantitation limit
- J Estimated value
- Q Sample held beyond the accepted holding time

AES Laboratory Qualifiers:

- S Spike recovery outside limits due to matrix
- R RPD outside limits due to matrix
- > Greater than result value
- < Less than result value

Analytical Environmental Services, Inc

Date: 4-May-21

Client:	Terracon Consultants, Inc.	**Client Sample ID:**	MW-19D
Project Name:	Eddies Pit Stop	**Collection Date:**	4/15/2021 8:55:00 AM
Lab ID:	**2104M10-022**	**Matrix:**	Groundwater

Analyses	Result	Qual	Reporting Limit	MDL	Units	Prepared	Date Analyzed	DF
Volatile Organic Compounds by GC/MS SW8260D					(SW5030B)			
Benzene	0.38	U	5.0	0.38	ug/L	04/23/2021 00:54:0(	04/23/2021 06:46	1
Toluene	0.45	U	5.0	0.45	ug/L	04/23/2021 00:54:0(	04/23/2021 06:46	1
Ethylbenzene	0.55	U	5.0	0.55	ug/L	04/23/2021 00:54:0(	04/23/2021 06:46	1
m,p-Xylene	0.60	U	5.0	0.60	ug/L	04/23/2021 00:54:0(	04/23/2021 06:46	1
o-Xylene	0.30	U	5.0	0.30	ug/L	04/23/2021 00:54:0(	04/23/2021 06:46	1
Methyl tert-butyl ether	0.23	U	5.0	0.23	ug/L	04/23/2021 00:54:0(	04/23/2021 06:46	1
Naphthalene	0.85	U	5.0	0.85	ug/L	04/23/2021 00:54:0(	04/23/2021 06:46	1
1,2-Dichloroethane	0.20	U	5.0	0.20	ug/L	04/23/2021 00:54:0(	04/23/2021 06:46	1
Surr: 4-Bromofluorobenzene	105		70-130	0	%REC	04/23/2021 00:54:0(	04/23/2021 06:46	1
Surr: Dibromofluoromethane	115		70-130	0	%REC	04/23/2021 00:54:0(	04/23/2021 06:46	1
Surr: Toluene-d8	104		70-130	0	%REC	04/23/2021 00:54:0(	04/23/2021 06:46	1
Oxygenates SW8260D					(SW5030B)			
3,3-Dimethyl-1-butanol	23	U	100	23	ug/L	04/23/2021 00:54:0(	04/23/2021 06:46	1
Ethanol	49	U	100	49	ug/L	04/23/2021 00:54:0(	04/23/2021 06:46	1
Ethyl tert-butyl ether	4.4	U	100	4.4	ug/L	04/23/2021 00:54:0(	04/23/2021 06:46	1
Isopropyl ether	3.5	U	10	3.5	ug/L	04/23/2021 00:54:0(	04/23/2021 06:46	1
tert-Amyl alcohol	27	U	100	27	ug/L	04/23/2021 00:54:0(	04/23/2021 06:46	1
tert-Amyl methyl ether	4.5	U	10	4.5	ug/L	04/23/2021 00:54:0(	04/23/2021 06:46	1
tert-Butyl Alcohol	60	U	100	60	ug/L	04/23/2021 00:54:0(	04/23/2021 06:46	1
tert-Butyl formate	44	U	100	44	ug/L	04/23/2021 00:54:0(	04/23/2021 06:46	1
MICRO-EXTRACTABLE VOLATILE ORGANICS SW8011					(SW8011)			
1,2-Dibromoethane	0.008	U	0.020	0.008	ug/L	04/22/2021 14:57:52	04/23/2021 02:01	1
Surr: 4-Bromofluorobenzene	101		73.6-140	0	%REC	04/22/2021 14:57:52	04/23/2021 02:01	1

FLDEP Qualifiers:

- V Indicates that the analyte was detected in both the sample and the method blank
- U Indicates that the compound was analyzed for but not detected
- I The reported value is between the laboratory method detection limit and the laboratory practical quantitation limit
- J Estimated value
- Q Sample held beyond the accepted holding time

AES Laboratory Qualifiers:

- S Spike recovery outside limits due to matrix
- R RPD outside limits due to matrix
- > Greater than result value
- < Less than result value

Analytical Environmental Services, Inc

Date: 4-May-21

Client:	Terracon Consultants, Inc.	**Client Sample ID:**	FIELD BLANK 3
Project Name:	Eddies Pit Stop	**Collection Date:**	4/15/2021 9:00:00 AM
Lab ID:	**2104M10-023**	**Matrix:**	Groundwater

Analyses	Result	Qual	Reporting Limit	MDL	Units	Prepared	Date Analyzed	DF
Volatile Organic Compounds by GC/MS SW8260D					(SW5030B)			
Benzene	0.38	U	5.0	0.38	ug/L	04/23/2021 00:54:0(	04/23/2021 05:12	1
Toluene	0.45	U	5.0	0.45	ug/L	04/23/2021 00:54:0(	04/23/2021 05:12	1
Ethylbenzene	0.55	U	5.0	0.55	ug/L	04/23/2021 00:54:0(	04/23/2021 05:12	1
m,p-Xylene	0.60	U	5.0	0.60	ug/L	04/23/2021 00:54:0(	04/23/2021 05:12	1
o-Xylene	0.30	U	5.0	0.30	ug/L	04/23/2021 00:54:0(	04/23/2021 05:12	1
Methyl tert-butyl ether	0.23	U	5.0	0.23	ug/L	04/23/2021 00:54:0(	04/23/2021 05:12	1
Naphthalene	0.85	U	5.0	0.85	ug/L	04/23/2021 00:54:0(	04/23/2021 05:12	1
1,2-Dichloroethane	0.20	U	5.0	0.20	ug/L	04/23/2021 00:54:0(	04/23/2021 05:12	1
Surr: 4-Bromofluorobenzene	105		70-130	0	%REC	04/23/2021 00:54:0(	04/23/2021 05:12	1
Surr: Dibromofluoromethane	111		70-130	0	%REC	04/23/2021 00:54:0(	04/23/2021 05:12	1
Surr: Toluene-d8	101		70-130	0	%REC	04/23/2021 00:54:0(	04/23/2021 05:12	1
Oxygenates SW8260D					(SW5030B)			
3,3-Dimethyl-1-butanol	23	U	100	23	ug/L	04/23/2021 00:54:0(	04/23/2021 05:12	1
Ethanol	49	U	100	49	ug/L	04/23/2021 00:54:0(	04/23/2021 05:12	1
Ethyl tert-butyl ether	4.4	U	100	4.4	ug/L	04/23/2021 00:54:0(	04/23/2021 05:12	1
Isopropyl ether	3.5	U	10	3.5	ug/L	04/23/2021 00:54:0(	04/23/2021 05:12	1
tert-Amyl alcohol	27	U	100	27	ug/L	04/23/2021 00:54:0(	04/23/2021 05:12	1
tert-Amyl methyl ether	4.5	U	10	4.5	ug/L	04/23/2021 00:54:0(	04/23/2021 05:12	1
tert-Butyl Alcohol	60	U	100	60	ug/L	04/23/2021 00:54:0(	04/23/2021 05:12	1
tert-Butyl formate	44	U	100	44	ug/L	04/23/2021 00:54:0(	04/23/2021 05:12	1
MICRO-EXTRACTABLE VOLATILE ORGANICS SW8011					(SW8011)			
1,2-Dibromoethane	0.008	U	0.020	0.008	ug/L	04/22/2021 14:57:52	04/23/2021 02:29	1
Surr: 4-Bromofluorobenzene	101		73.6-140	0	%REC	04/22/2021 14:57:52	04/23/2021 02:29	1

FLDEP Qualifiers:

- V Indicates that the analyte was detected in both the sample and the method blank
- U Indicates that the compound was analyzed for but not detected
- I The reported value is between the laboratory method detection limit and the laboratory practical quantitation limit
- J Estimated value
- Q Sample held beyond the accepted holding time

AES Laboratory Qualifiers:

- S Spike recovery outside limits due to matrix
- R RPD outside limits due to matrix
- > Greater than result value
- < Less than result value

Analytical Environmental Services, Inc

Date: 4-May-21

Client:	Terracon Consultants, Inc.	**Client Sample ID:**	MW-19
Project Name:	Eddies Pit Stop	**Collection Date:**	4/15/2021 9:35:00 AM
Lab ID:	**2104M10-024**	**Matrix:**	Groundwater

Analyses	Result	Qual	Reporting Limit	MDL	Units	Prepared	Date Analyzed	DF
Volatile Organic Compounds by GC/MS SW8260D					(SW5030B)			
Benzene	0.38	U	5.0	0.38	ug/L	04/23/2021 00:54:0(	04/23/2021 10:02	1
Toluene	0.45	U	5.0	0.45	ug/L	04/23/2021 00:54:0(	04/23/2021 10:02	1
Ethylbenzene	0.55	U	5.0	0.55	ug/L	04/23/2021 00:54:0(	04/23/2021 10:02	1
m,p-Xylene	0.60	U	5.0	0.60	ug/L	04/23/2021 00:54:0(	04/23/2021 10:02	1
o-Xylene	0.30	U	5.0	0.30	ug/L	04/23/2021 00:54:0(	04/23/2021 10:02	1
Methyl tert-butyl ether	0.23	U	5.0	0.23	ug/L	04/23/2021 00:54:0(	04/23/2021 10:02	1
Naphthalene	0.85	U	5.0	0.85	ug/L	04/23/2021 00:54:0(	04/23/2021 10:02	1
1,2-Dichloroethane	2.4	I	5.0	0.20	ug/L	04/23/2021 00:54:0(	04/23/2021 10:02	1
Surr: 4-Bromofluorobenzene	106		70-130	0	%REC	04/23/2021 00:54:0(	04/23/2021 10:02	1
Surr: Dibromofluoromethane	113		70-130	0	%REC	04/23/2021 00:54:0(	04/23/2021 10:02	1
Surr: Toluene-d8	102		70-130	0	%REC	04/23/2021 00:54:0(	04/23/2021 10:02	1
Oxygenates SW8260D					(SW5030B)			
3,3-Dimethyl-1-butanol	23	U	100	23	ug/L	04/23/2021 00:54:0(	04/23/2021 10:02	1
Ethanol	49	U	100	49	ug/L	04/23/2021 00:54:0(	04/23/2021 10:02	1
Ethyl tert-butyl ether	4.4	U	100	4.4	ug/L	04/23/2021 00:54:0(	04/23/2021 10:02	1
Isopropyl ether	3.5	U	10	3.5	ug/L	04/23/2021 00:54:0(	04/23/2021 10:02	1
tert-Amyl alcohol	27	U	100	27	ug/L	04/23/2021 00:54:0(	04/23/2021 10:02	1
tert-Amyl methyl ether	4.5	U	10	4.5	ug/L	04/23/2021 00:54:0(	04/23/2021 10:02	1
tert-Butyl Alcohol	60	U	100	60	ug/L	04/23/2021 00:54:0(	04/23/2021 10:02	1
tert-Butyl formate	44	U	100	44	ug/L	04/23/2021 00:54:0(	04/23/2021 10:02	1
MICRO-EXTRACTABLE VOLATILE ORGANICS SW8011					(SW8011)			
1,2-Dibromoethane	0.008	U	0.020	0.008	ug/L	04/22/2021 14:57:52	04/23/2021 02:58	1
Surr: 4-Bromofluorobenzene	99.4		73.6-140	0	%REC	04/22/2021 14:57:52	04/23/2021 02:58	1

FLDEP Qualifiers:

- V Indicates that the analyte was detected in both the sample and the method blank
- U Indicates that the compound was analyzed for but not detected
- I The reported value is between the laboratory method detection limit and the laboratory practical quantitation limit
- J Estimated value
- Q Sample held beyond the accepted holding time

AES Laboratory Qualifiers:

- S Spike recovery outside limits due to matrix
- R RPD outside limits due to matrix
- > Greater than result value
- < Less than result value

Analytical Environmental Services, Inc

Date: 4-May-21

Client:	Terracon Consultants, Inc.	**Client Sample ID:**	MW-13
Project Name:	Eddies Pit Stop	**Collection Date:**	4/15/2021 10:10:00 AM
Lab ID:	**2104M10-025**	**Matrix:**	Groundwater

Analyses	Result	Qual	Reporting Limit	MDL	Units	Prepared	Date Analyzed	DF
Volatile Organic Compounds by GC/MS SW8260D					(SW5030B)			
Benzene	0.38	U	5.0	0.38	ug/L	04/23/2021 00:54:0(	04/23/2021 11:36	1
Toluene	0.45	U	5.0	0.45	ug/L	04/23/2021 00:54:0(	04/23/2021 11:36	1
Ethylbenzene	0.55	U	5.0	0.55	ug/L	04/23/2021 00:54:0(	04/23/2021 11:36	1
m,p-Xylene	0.66	I	5.0	0.60	ug/L	04/23/2021 00:54:0(	04/23/2021 11:36	1
o-Xylene	0.55	I	5.0	0.30	ug/L	04/23/2021 00:54:0(	04/23/2021 11:36	1
Methyl tert-butyl ether	0.23	U	5.0	0.23	ug/L	04/23/2021 00:54:0(	04/23/2021 11:36	1
Naphthalene	1.3	I	5.0	0.85	ug/L	04/23/2021 00:54:0(	04/23/2021 11:36	1
1,2-Dichloroethane	0.20	U	5.0	0.20	ug/L	04/23/2021 00:54:0(	04/23/2021 11:36	1
Surr: 4-Bromofluorobenzene	104		70-130	0	%REC	04/23/2021 00:54:0(	04/23/2021 11:36	1
Surr: Dibromofluoromethane	111		70-130	0	%REC	04/23/2021 00:54:0(	04/23/2021 11:36	1
Surr: Toluene-d8	103		70-130	0	%REC	04/23/2021 00:54:0(	04/23/2021 11:36	1
Oxygenates SW8260D					(SW5030B)			
3,3-Dimethyl-1-butanol	23	U	100	23	ug/L	04/23/2021 00:54:0(	04/23/2021 11:36	1
Ethanol	49	U	100	49	ug/L	04/23/2021 00:54:0(	04/23/2021 11:36	1
Ethyl tert-butyl ether	4.4	U	100	4.4	ug/L	04/23/2021 00:54:0(	04/23/2021 11:36	1
Isopropyl ether	3.5	U	10	3.5	ug/L	04/23/2021 00:54:0(	04/23/2021 11:36	1
tert-Amyl alcohol	27	U	100	27	ug/L	04/23/2021 00:54:0(	04/23/2021 11:36	1
tert-Amyl methyl ether	4.5	U	10	4.5	ug/L	04/23/2021 00:54:0(	04/23/2021 11:36	1
tert-Butyl Alcohol	60	U	100	60	ug/L	04/23/2021 00:54:0(	04/23/2021 11:36	1
tert-Butyl formate	44	U	100	44	ug/L	04/23/2021 00:54:0(	04/23/2021 11:36	1
MICRO-EXTRACTABLE VOLATILE ORGANICS SW8011					(SW8011)			
1,2-Dibromoethane	0.008	U	0.020	0.008	ug/L	04/22/2021 14:57:52	04/23/2021 03:27	1
Surr: 4-Bromofluorobenzene	96.4		73.6-140	0	%REC	04/22/2021 14:57:52	04/23/2021 03:27	1

FLDEP Qualifiers:

- V Indicates that the analyte was detected in both the sample and the method blank
- U Indicates that the compound was analyzed for but not detected
- I The reported value is between the laboratory method detection limit and the laboratory practical quantitation limit
- J Estimated value
- Q Sample held beyond the accepted holding time

AES Laboratory Qualifiers:

- S Spike recovery outside limits due to matrix
- R RPD outside limits due to matrix
- > Greater than result value
- < Less than result value

Analytical Environmental Services, Inc

Date: 4-May-21

Client:	Terracon Consultants, Inc.	**Client Sample ID:**	MW-12
Project Name:	Eddies Pit Stop	**Collection Date:**	4/15/2021 10:55:00 AM
Lab ID:	**2104M10-026**	**Matrix:**	Groundwater

Analyses	Result	Qual	Reporting Limit	MDL	Units	Prepared	Date Analyzed	DF
Volatile Organic Compounds by GC/MS SW8260D					(SW5030B)			
Benzene	1100		250	19	ug/L	04/23/2021 12:23:0(	04/23/2021 18:43	50
Toluene	31		5.0	0.45	ug/L	04/23/2021 12:23:0(	04/26/2021 11:10	1
Ethylbenzene	210		100	28	ug/L	04/23/2021 12:23:0(	04/23/2021 18:43	50
m,p-Xylene	300		250	30	ug/L	04/23/2021 12:23:0(	04/23/2021 18:43	50
o-Xylene	200		100	15	ug/L	04/23/2021 12:23:0(	04/23/2021 18:43	50
Methyl tert-butyl ether	0.23	U	5.0	0.23	ug/L	04/23/2021 12:23:0(	04/26/2021 11:10	1
Naphthalene	68		5.0	0.85	ug/L	04/23/2021 12:23:0(	04/26/2021 11:10	1
1,2-Dichloroethane	0.20	U	5.0	0.20	ug/L	04/23/2021 12:23:0(	04/26/2021 11:10	1
Surr: 4-Bromofluorobenzene	105		70-130	0	%REC	04/23/2021 12:23:0(	04/23/2021 18:43	50
Surr: 4-Bromofluorobenzene	107		70-130	0	%REC	04/23/2021 12:23:0(	04/26/2021 11:10	1
Surr: Dibromofluoromethane	113		70-130	0	%REC	04/23/2021 12:23:0(	04/23/2021 18:43	50
Surr: Dibromofluoromethane	110		70-130	0	%REC	04/23/2021 12:23:0(	04/26/2021 11:10	1
Surr: Toluene-d8	102		70-130	0	%REC	04/23/2021 12:23:0(	04/23/2021 18:43	50
Surr: Toluene-d8	107		70-130	0	%REC	04/23/2021 12:23:0(	04/26/2021 11:10	1
Oxygenates SW8260D					(SW5030B)			
3,3-Dimethyl-1-butanol	23	U	100	23	ug/L	04/23/2021 12:23:0(	04/26/2021 11:10	1
Ethanol	49	U	100	49	ug/L	04/23/2021 12:23:0(	04/26/2021 11:10	1
Ethyl tert-butyl ether	4.4	U	100	4.4	ug/L	04/23/2021 12:23:0(	04/26/2021 11:10	1
Isopropyl ether	19		10	3.5	ug/L	04/23/2021 12:23:0(	04/26/2021 11:10	1
tert-Amyl alcohol	1500		100	27	ug/L	04/23/2021 12:23:0(	04/26/2021 11:10	1
tert-Amyl methyl ether	4.5	U	10	4.5	ug/L	04/23/2021 12:23:0(	04/26/2021 11:10	1
tert-Butyl Alcohol	60	U	100	60	ug/L	04/23/2021 12:23:0(	04/26/2021 11:10	1
tert-Butyl formate	44	U	100	44	ug/L	04/23/2021 12:23:0(	04/26/2021 11:10	1
MICRO-EXTRACTABLE VOLATILE ORGANICS SW8011					(SW8011)			
1,2-Dibromoethane	0.008	U	0.020	0.008	ug/L	04/22/2021 14:57:52	04/23/2021 03:56	1
Surr: 4-Bromofluorobenzene	108		73.6-140	0	%REC	04/22/2021 14:57:52	04/23/2021 03:56	1

FLDEP Qualifiers:

- V Indicates that the analyte was detected in both the sample and the method blank
- U Indicates that the compound was analyzed for but not detected
- I The reported value is between the laboratory method detection limit and the laboratory practical quantitation limit
- J Estimated value
- Q Sample held beyond the accepted holding time

AES Laboratory Qualifiers:

- S Spike recovery outside limits due to matrix
- R RPD outside limits due to matrix
- > Greater than result value
- < Less than result value

Analytical Environmental Services, Inc

Date: 4-May-21

Client:	Terracon Consultants, Inc.	**Client Sample ID:**	MW-12 DUP
Project Name:	Eddies Pit Stop	**Collection Date:**	4/15/2021 10:55:00 AM
Lab ID:	**2104M10-027**	**Matrix:**	Groundwater

Analyses	Result	Qual	Reporting Limit	MDL	Units	Prepared	Date Analyzed	DF
Volatile Organic Compounds by GC/MS SW8260D					(SW5030B)			
Benzene	1100		250	19	ug/L	04/23/2021 12:23:0(	04/23/2021 19:07	50
Toluene	32		5.0	0.45	ug/L	04/23/2021 12:23:0(	04/26/2021 11:33	1
Ethylbenzene	210		100	28	ug/L	04/23/2021 12:23:0(	04/23/2021 19:07	50
m,p-Xylene	310		250	30	ug/L	04/23/2021 12:23:0(	04/23/2021 19:07	50
o-Xylene	210		100	15	ug/L	04/23/2021 12:23:0(	04/23/2021 19:07	50
Methyl tert-butyl ether	0.23	U	5.0	0.23	ug/L	04/23/2021 12:23:0(	04/26/2021 11:33	1
Naphthalene	140		5.0	0.85	ug/L	04/23/2021 12:23:0(	04/26/2021 11:33	1
1,2-Dichloroethane	0.20	U	5.0	0.20	ug/L	04/23/2021 12:23:0(	04/26/2021 11:33	1
Surr: 4-Bromofluorobenzene	106		70-130	0	%REC	04/23/2021 12:23:0(	04/23/2021 19:07	50
Surr: 4-Bromofluorobenzene	105		70-130	0	%REC	04/23/2021 12:23:0(	04/26/2021 11:33	1
Surr: Dibromofluoromethane	112		70-130	0	%REC	04/23/2021 12:23:0(	04/23/2021 19:07	50
Surr: Dibromofluoromethane	109		70-130	0	%REC	04/23/2021 12:23:0(	04/26/2021 11:33	1
Surr: Toluene-d8	102		70-130	0	%REC	04/23/2021 12:23:0(	04/23/2021 19:07	50
Surr: Toluene-d8	106		70-130	0	%REC	04/23/2021 12:23:0(	04/26/2021 11:33	1
Oxygenates SW8260D					(SW5030B)			
3,3-Dimethyl-1-butanol	23	U	100	23	ug/L	04/23/2021 12:23:0(	04/26/2021 11:33	1
Ethanol	49	U	100	49	ug/L	04/23/2021 12:23:0(	04/26/2021 11:33	1
Ethyl tert-butyl ether	4.4	U	100	4.4	ug/L	04/23/2021 12:23:0(	04/26/2021 11:33	1
Isopropyl ether	19		10	3.5	ug/L	04/23/2021 12:23:0(	04/26/2021 11:33	1
tert-Amyl alcohol	1600		100	27	ug/L	04/23/2021 12:23:0(	04/26/2021 11:33	1
tert-Amyl methyl ether	4.5	U	10	4.5	ug/L	04/23/2021 12:23:0(	04/26/2021 11:33	1
tert-Butyl Alcohol	60	U	100	60	ug/L	04/23/2021 12:23:0(	04/26/2021 11:33	1
tert-Butyl formate	44	U	100	44	ug/L	04/23/2021 12:23:0(	04/26/2021 11:33	1
MICRO-EXTRACTABLE VOLATILE ORGANICS SW8011					(SW8011)			
1,2-Dibromoethane	0.008	U	0.020	0.008	ug/L	04/22/2021 14:57:52	04/23/2021 04:24	1
Surr: 4-Bromofluorobenzene	108		73.6-140	0	%REC	04/22/2021 14:57:52	04/23/2021 04:24	1

FLDEP Qualifiers:

- V Indicates that the analyte was detected in both the sample and the method blank
- U Indicates that the compound was analyzed for but not detected
- I The reported value is between the laboratory method detection limit and the laboratory practical quantitation limit
- J Estimated value
- Q Sample held beyond the accepted holding time

AES Laboratory Qualifiers:

- S Spike recovery outside limits due to matrix
- R RPD outside limits due to matrix
- > Greater than result value
- < Less than result value

Analytical Environmental Services, Inc

Date: 4-May-21

Client:	Terracon Consultants, Inc.	**Client Sample ID:**	MW-18
Project Name:	Eddies Pit Stop	**Collection Date:**	4/15/2021 11:35:00 AM
Lab ID:	**2104M10-028**	**Matrix:**	Groundwater

Analyses	Result	Qual	Reporting Limit	MDL	Units	Prepared	Date Analyzed	DF
Volatile Organic Compounds by GC/MS SW8260D					(SW5030B)			
Benzene	0.38	U	5.0	0.38	ug/L	04/23/2021 00:54:0(	04/23/2021 10:25	1
Toluene	0.45	U	5.0	0.45	ug/L	04/23/2021 00:54:0(	04/23/2021 10:25	1
Ethylbenzene	0.55	U	5.0	0.55	ug/L	04/23/2021 00:54:0(	04/23/2021 10:25	1
m,p-Xylene	0.60	U	5.0	0.60	ug/L	04/23/2021 00:54:0(	04/23/2021 10:25	1
o-Xylene	0.30	U	5.0	0.30	ug/L	04/23/2021 00:54:0(	04/23/2021 10:25	1
Methyl tert-butyl ether	0.23	U	5.0	0.23	ug/L	04/23/2021 00:54:0(	04/23/2021 10:25	1
Naphthalene	0.85	U	5.0	0.85	ug/L	04/23/2021 00:54:0(	04/23/2021 10:25	1
1,2-Dichloroethane	0.20	U	5.0	0.20	ug/L	04/23/2021 00:54:0(	04/23/2021 10:25	1
Surr: 4-Bromofluorobenzene	105		70-130	0	%REC	04/23/2021 00:54:0(	04/23/2021 10:25	1
Surr: Dibromofluoromethane	114		70-130	0	%REC	04/23/2021 00:54:0(	04/23/2021 10:25	1
Surr: Toluene-d8	102		70-130	0	%REC	04/23/2021 00:54:0(	04/23/2021 10:25	1
Oxygenates SW8260D					(SW5030B)			
3,3-Dimethyl-1-butanol	23	U	100	23	ug/L	04/23/2021 00:54:0(	04/23/2021 10:25	1
Ethanol	49	U	100	49	ug/L	04/23/2021 00:54:0(	04/23/2021 10:25	1
Ethyl tert-butyl ether	4.4	U	100	4.4	ug/L	04/23/2021 00:54:0(	04/23/2021 10:25	1
Isopropyl ether	3.5	U	10	3.5	ug/L	04/23/2021 00:54:0(	04/23/2021 10:25	1
tert-Amyl alcohol	27	U	100	27	ug/L	04/23/2021 00:54:0(	04/23/2021 10:25	1
tert-Amyl methyl ether	4.5	U	10	4.5	ug/L	04/23/2021 00:54:0(	04/23/2021 10:25	1
tert-Butyl Alcohol	60	U	100	60	ug/L	04/23/2021 00:54:0(	04/23/2021 10:25	1
tert-Butyl formate	44	U	100	44	ug/L	04/23/2021 00:54:0(	04/23/2021 10:25	1
MICRO-EXTRACTABLE VOLATILE ORGANICS SW8011					(SW8011)			
1,2-Dibromoethane	0.008	U	0.020	0.008	ug/L	04/22/2021 14:57:52	04/23/2021 04:53	1
Surr: 4-Bromofluorobenzene	107		73.6-140	0	%REC	04/22/2021 14:57:52	04/23/2021 04:53	1

FLDEP Qualifiers:

- V Indicates that the analyte was detected in both the sample and the method blank
- U Indicates that the compound was analyzed for but not detected
- I The reported value is between the laboratory method detection limit and the laboratory practical quantitation limit
- J Estimated value
- Q Sample held beyond the accepted holding time

AES Laboratory Qualifiers:

- S Spike recovery outside limits due to matrix
- R RPD outside limits due to matrix
- > Greater than result value
- < Less than result value

Analytical Environmental Services, Inc

Date: 4-May-21

Client:	Terracon Consultants, Inc.	**Client Sample ID:**	MW-18D
Project Name:	Eddies Pit Stop	**Collection Date:**	4/15/2021 12:10:00 PM
Lab ID:	**2104M10-029**	**Matrix:**	Groundwater

Analyses	Result	Qual	Reporting Limit	MDL	Units	Prepared	Date Analyzed	DF
Volatile Organic Compounds by GC/MS SW8260D					(SW5030B)			
Benzene	0.38	U	5.0	0.38	ug/L	04/23/2021 12:23:0(	04/23/2021 17:33	1
Toluene	0.45	U	5.0	0.45	ug/L	04/23/2021 12:23:0(	04/23/2021 17:33	1
Ethylbenzene	0.55	U	5.0	0.55	ug/L	04/23/2021 12:23:0(	04/23/2021 17:33	1
m,p-Xylene	0.60	U	5.0	0.60	ug/L	04/23/2021 12:23:0(	04/23/2021 17:33	1
o-Xylene	0.30	U	5.0	0.30	ug/L	04/23/2021 12:23:0(	04/23/2021 17:33	1
Methyl tert-butyl ether	0.51	I	5.0	0.23	ug/L	04/23/2021 12:23:0(	04/23/2021 17:33	1
Naphthalene	0.85	U	5.0	0.85	ug/L	04/23/2021 12:23:0(	04/23/2021 17:33	1
1,2-Dichloroethane	8.7		5.0	0.20	ug/L	04/23/2021 12:23:0(	04/23/2021 17:33	1
Surr: 4-Bromofluorobenzene	105		70-130	0	%REC	04/23/2021 12:23:0(	04/23/2021 17:33	1
Surr: Dibromofluoromethane	113		70-130	0	%REC	04/23/2021 12:23:0(	04/23/2021 17:33	1
Surr: Toluene-d8	103		70-130	0	%REC	04/23/2021 12:23:0(	04/23/2021 17:33	1
Oxygenates SW8260D					(SW5030B)			
3,3-Dimethyl-1-butanol	23	U	100	23	ug/L	04/23/2021 12:23:0(	04/23/2021 17:33	1
Ethanol	49	U	100	49	ug/L	04/23/2021 12:23:0(	04/23/2021 17:33	1
Ethyl tert-butyl ether	4.4	U	100	4.4	ug/L	04/23/2021 12:23:0(	04/23/2021 17:33	1
Isopropyl ether	13		10	3.5	ug/L	04/23/2021 12:23:0(	04/23/2021 17:33	1
tert-Amyl alcohol	130		100	27	ug/L	04/23/2021 12:23:0(	04/23/2021 17:33	1
tert-Amyl methyl ether	4.5	U	10	4.5	ug/L	04/23/2021 12:23:0(	04/23/2021 17:33	1
tert-Butyl Alcohol	60	U	100	60	ug/L	04/23/2021 12:23:0(	04/23/2021 17:33	1
tert-Butyl formate	44	U	100	44	ug/L	04/23/2021 12:23:0(	04/23/2021 17:33	1
MICRO-EXTRACTABLE VOLATILE ORGANICS SW8011					(SW8011)			
1,2-Dibromoethane	0.008	U	0.020	0.008	ug/L	04/22/2021 14:57:52	04/23/2021 05:22	1
Surr: 4-Bromofluorobenzene	103		73.6-140	0	%REC	04/22/2021 14:57:52	04/23/2021 05:22	1

FLDEP Qualifiers:
- V Indicates that the analyte was detected in both the sample and the method blank
- U Indicates that the compound was analyzed for but not detected
- I The reported value is between the laboratory method detection limit and the laboratory practical quantitation limit
- J Estimated value
- Q Sample held beyond the accepted holding time

AES Laboratory Qualifiers:
- S Spike recovery outside limits due to matrix
- R RPD outside limits due to matrix
- > Greater than result value
- < Less than result value

Analytical Environmental Services, Inc

Date: 4-May-21

Client:	Terracon Consultants, Inc.	**Client Sample ID:**	TRIP BLANK
Project Name:	Eddies Pit Stop	**Collection Date:**	4/15/2021
Lab ID:	**2104M10-030**	**Matrix:**	Aqueous

Analyses	Result	Qual	Reporting Limit	MDL	Units	Prepared	Date Analyzed	DF
Volatile Organic Compounds by GC/MS SW8260D					(SW5030B)			
Benzene	0.38	U	5.0	0.38	ug/L	04/23/2021 00:54:0(	04/23/2021 15:35	1
Toluene	0.45	U	5.0	0.45	ug/L	04/23/2021 00:54:0(	04/23/2021 15:35	1
Ethylbenzene	0.55	U	5.0	0.55	ug/L	04/23/2021 00:54:0(	04/23/2021 15:35	1
m,p-Xylene	0.60	U	5.0	0.60	ug/L	04/23/2021 00:54:0(	04/23/2021 15:35	1
o-Xylene	0.30	U	5.0	0.30	ug/L	04/23/2021 00:54:0(	04/23/2021 15:35	1
Methyl tert-butyl ether	0.23	U	5.0	0.23	ug/L	04/23/2021 00:54:0(	04/23/2021 15:35	1
Naphthalene	0.85	U	5.0	0.85	ug/L	04/23/2021 00:54:0(	04/23/2021 15:35	1
1,2-Dichloroethane	0.20	U	5.0	0.20	ug/L	04/23/2021 00:54:0(	04/23/2021 15:35	1
Surr: 4-Bromofluorobenzene	104		70-130	0	%REC	04/23/2021 00:54:0(	04/23/2021 15:35	1
Surr: Dibromofluoromethane	115		70-130	0	%REC	04/23/2021 00:54:0(	04/23/2021 15:35	1
Surr: Toluene-d8	104		70-130	0	%REC	04/23/2021 00:54:0(	04/23/2021 15:35	1
Oxygenates SW8260D					(SW5030B)			
3,3-Dimethyl-1-butanol	23	U	100	23	ug/L	04/23/2021 00:54:0(	04/23/2021 15:35	1
Ethanol	49	U	100	49	ug/L	04/23/2021 00:54:0(	04/23/2021 15:35	1
Ethyl tert-butyl ether	4.4	U	100	4.4	ug/L	04/23/2021 00:54:0(	04/23/2021 15:35	1
Isopropyl ether	3.5	U	10	3.5	ug/L	04/23/2021 00:54:0(	04/23/2021 15:35	1
tert-Amyl alcohol	27	U	100	27	ug/L	04/23/2021 00:54:0(	04/23/2021 15:35	1
tert-Amyl methyl ether	4.5	U	10	4.5	ug/L	04/23/2021 00:54:0(	04/23/2021 15:35	1
tert-Butyl Alcohol	60	U	100	60	ug/L	04/23/2021 00:54:0(	04/23/2021 15:35	1
tert-Butyl formate	44	U	100	44	ug/L	04/23/2021 00:54:0(	04/23/2021 15:35	1

FLDEP Qualifiers:
- V Indicates that the analyte was detected in both the sample and the method blank
- U Indicates that the compound was analyzed for but not detected
- I The reported value is between the laboratory method detection limit and the laboratory practical quantitation limit
- J Estimated value
- Q Sample held beyond the accepted holding time

AES Laboratory Qualifiers:
- S Spike recovery outside limits due to matrix
- R RPD outside limits due to matrix
- > Greater than result value
- < Less than result value

Analytical Environmental Services, Inc

Date: 4-May-21

Client:	Terracon Consultants, Inc.	**Client Sample ID:**	TRIP BLANK 2
Project Name:	Eddies Pit Stop	**Collection Date:**	4/15/2021
Lab ID:	**2104M10-031**	**Matrix:**	Aqueous

Analyses	Result	Qual	Reporting Limit	MDL	Units	Prepared	Date Analyzed	DF
Volatile Organic Compounds by GC/MS SW8260D					(SW5030B)			
Benzene	0.38	U	5.0	0.38	ug/L	04/23/2021 00:54:0(	04/23/2021 15:12	1
Toluene	0.45	U	5.0	0.45	ug/L	04/23/2021 00:54:0(	04/23/2021 15:12	1
Ethylbenzene	0.55	U	5.0	0.55	ug/L	04/23/2021 00:54:0(	04/23/2021 15:12	1
m,p-Xylene	0.60	U	5.0	0.60	ug/L	04/23/2021 00:54:0(	04/23/2021 15:12	1
o-Xylene	0.30	U	5.0	0.30	ug/L	04/23/2021 00:54:0(	04/23/2021 15:12	1
Methyl tert-butyl ether	0.23	U	5.0	0.23	ug/L	04/23/2021 00:54:0(	04/23/2021 15:12	1
Naphthalene	0.85	U	5.0	0.85	ug/L	04/23/2021 00:54:0(	04/23/2021 15:12	1
1,2-Dichloroethane	0.20	U	5.0	0.20	ug/L	04/23/2021 00:54:0(	04/23/2021 15:12	1
Surr: 4-Bromofluorobenzene	106		70-130	0	%REC	04/23/2021 00:54:0(	04/23/2021 15:12	1
Surr: Dibromofluoromethane	115		70-130	0	%REC	04/23/2021 00:54:0(	04/23/2021 15:12	1
Surr: Toluene-d8	104		70-130	0	%REC	04/23/2021 00:54:0(	04/23/2021 15:12	1
Oxygenates SW8260D					(SW5030B)			
3,3-Dimethyl-1-butanol	23	U	100	23	ug/L	04/23/2021 00:54:0(	04/23/2021 15:12	1
Ethanol	49	U	100	49	ug/L	04/23/2021 00:54:0(	04/23/2021 15:12	1
Ethyl tert-butyl ether	4.4	U	100	4.4	ug/L	04/23/2021 00:54:0(	04/23/2021 15:12	1
Isopropyl ether	3.5	U	10	3.5	ug/L	04/23/2021 00:54:0(	04/23/2021 15:12	1
tert-Amyl alcohol	27	U	100	27	ug/L	04/23/2021 00:54:0(	04/23/2021 15:12	1
tert-Amyl methyl ether	4.5	U	10	4.5	ug/L	04/23/2021 00:54:0(	04/23/2021 15:12	1
tert-Butyl Alcohol	60	U	100	60	ug/L	04/23/2021 00:54:0(	04/23/2021 15:12	1
tert-Butyl formate	44	U	100	44	ug/L	04/23/2021 00:54:0(	04/23/2021 15:12	1

FLDEP Qualifiers:

- V Indicates that the analyte was detected in both the sample and the method blank
- U Indicates that the compound was analyzed for but not detected
- I The reported value is between the laboratory method detection limit and the laboratory practical quantitation limit
- J Estimated value
- Q Sample held beyond the accepted holding time

AES Laboratory Qualifiers:

- S Spike recovery outside limits due to matrix
- R RPD outside limits due to matrix
- > Greater than result value
- < Less than result value

SUMMARY OF ANALYTES DETECTED

Analyses	Result	Qual	MDL	Reporting Limit	Units	BatchID	Dilution Factor
Client Sample ID: MW-20				**Lab ID:** 2104M10-002			
Collection Date: 4/13/2021 1:15:00 PM				**Matrix:** Groundwater			
Volatile Organic Compounds by GC/MS SW8260D				**(SW5030B)**			
Benzene	17		0.38	5.0	ug/L	313845	1
Toluene	0.60	J	0.45	5.0	ug/L	313845	1
Ethylbenzene	2.6	J	0.55	5.0	ug/L	313845	1
m,p-Xylene	3.4	J	0.60	5.0	ug/L	313845	1
Methyl tert-butyl ether	4.4	J	0.23	5.0	ug/L	313845	1
Naphthalene	2.3	J	0.85	5.0	ug/L	313845	1
1,2-Dichloroethane	1.7	J	0.20	5.0	ug/L	313845	1
Oxygenates SW8260D				**(SW5030B)**			
tert-Amyl alcohol	32	J	27	100	ug/L	313845	1
Client Sample ID: MW-20 DUP				**Lab ID:** 2104M10-003			
Collection Date: 4/13/2021 1:15:00 PM				**Matrix:** Groundwater			
Volatile Organic Compounds by GC/MS SW8260D				**(SW5030B)**			
Benzene	14		0.38	5.0	ug/L	313845	1
Ethylbenzene	2.5	J	0.55	5.0	ug/L	313845	1
m,p-Xylene	3.0	J	0.60	5.0	ug/L	313845	1
Methyl tert-butyl ether	4.1	J	0.23	5.0	ug/L	313845	1
Naphthalene	1.9	J	0.85	5.0	ug/L	313845	1
1,2-Dichloroethane	1.3	J	0.20	5.0	ug/L	313845	1
Oxygenates SW8260D				**(SW5030B)**			
tert-Amyl alcohol	28	J	27	100	ug/L	313845	1
Client Sample ID: MW-20D				**Lab ID:** 2104M10-004			
Collection Date: 4/13/2021 1:55:00 PM				**Matrix:** Groundwater			
Volatile Organic Compounds by GC/MS SW8260D				**(SW5030B)**			
Toluene	0.67	J	0.45	5.0	ug/L	313845	1
Methyl tert-butyl ether	11		0.23	5.0	ug/L	313845	1
Client Sample ID: MW-10				**Lab ID:** 2104M10-008			
Collection Date: 4/13/2021 4:20:00 PM				**Matrix:** Groundwater			
Volatile Organic Compounds by GC/MS SW8260D				**(SW5030B)**			
Benzene	2400		38	500	ug/L	313845	100
Toluene	2.9	J	0.45	5.0	ug/L	313845	1
Ethylbenzene	360		5.5	50	ug/L	313845	10
m,p-Xylene	640		6.0	50	ug/L	313845	10
o-Xylene	270		3.0	50	ug/L	313845	10
Methyl tert-butyl ether	140		0.23	5.0	ug/L	313845	1
Naphthalene	210		8.5	50	ug/L	313845	10
Oxygenates SW8260D				**(SW5030B)**			
tert-Amyl alcohol	2900		27	100	ug/L	313845	1
tert-Butyl Alcohol	1200		60	100	ug/L	313845	1
MICRO-EXTRACTABLE VOLATILE ORGANICS SW8011				**(SW8011)**			
1,2-Dibromoethane	0.773		0.081	0.201	ug/L	313925	10
Client Sample ID: MW-22D				**Lab ID:** 2104M10-009			
Collection Date: 4/13/2021 4:55:00 PM				**Matrix:** Groundwater			
Volatile Organic Compounds by GC/MS SW8260D				**(SW5030B)**			

SUMMARY OF ANALYTES DETECTED

Analyses	Result	Qual	MDL	Reporting Limit	Units	BatchID	Dilution Factor
Client Sample ID: MW-22D				**Lab ID:** 2104M10-009			
Collection Date: 4/13/2021 4:55:00 PM				**Matrix:** Groundwater			
Volatile Organic Compounds by GC/MS SW8260D				**(SW5030B)**			
Benzene	61		0.38	5.0	ug/L	313845	1
Toluene	1.2	J	0.45	5.0	ug/L	313845	1
Ethylbenzene	5.0		0.55	5.0	ug/L	313845	1
m,p-Xylene	0.67	J	0.60	5.0	ug/L	313845	1
o-Xylene	4.3	J	0.30	5.0	ug/L	313845	1
Methyl tert-butyl ether	17		0.23	5.0	ug/L	313845	1
Naphthalene	1.2	J	0.85	5.0	ug/L	313845	1
1,2-Dichloroethane	4.0	J	0.20	5.0	ug/L	313845	1
Oxygenates SW8260D				**(SW5030B)**			
tert-Amyl alcohol	75	J	27	100	ug/L	313845	1
tert-Butyl Alcohol	88	J	60	100	ug/L	313845	1
Client Sample ID: MW-22				**Lab ID:** 2104M10-010			
Collection Date: 4/13/2021 5:30:00 PM				**Matrix:** Groundwater			
Volatile Organic Compounds by GC/MS SW8260D				**(SW5030B)**			
Benzene	3700		38	500	ug/L	313845	100
Toluene	31		0.45	5.0	ug/L	313845	1
Ethylbenzene	230		5.5	50	ug/L	313845	10
m,p-Xylene	450		6.0	50	ug/L	313845	10
o-Xylene	590		3.0	50	ug/L	313845	10
Methyl tert-butyl ether	150		0.23	5.0	ug/L	313845	1
Naphthalene	180		0.85	5.0	ug/L	313845	1
1,2-Dichloroethane	120		0.20	5.0	ug/L	313845	1
Oxygenates SW8260D				**(SW5030B)**			
tert-Amyl alcohol	7000		270	1000	ug/L	313845	10
tert-Butyl Alcohol	1800		60	100	ug/L	313845	1
MICRO-EXTRACTABLE VOLATILE ORGANICS SW8011				**(SW8011)**			
1,2-Dibromoethane	4.99		0.398	0.988	ug/L	314087	50
Client Sample ID: MW-14				**Lab ID:** 2104M10-014			
Collection Date: 4/14/2021 10:55:00 AM				**Matrix:** Groundwater			
Volatile Organic Compounds by GC/MS SW8260D				**(SW5030B)**			
Benzene	52		0.38	5.0	ug/L	314195	1
Toluene	0.89	J	0.45	5.0	ug/L	314195	1
Ethylbenzene	4.1	J	0.55	5.0	ug/L	314195	1
m,p-Xylene	8.9		0.60	5.0	ug/L	314195	1
o-Xylene	1.6	J	0.30	5.0	ug/L	314195	1
Methyl tert-butyl ether	1.3	J	0.23	5.0	ug/L	314195	1
Naphthalene	2.4	J	0.85	5.0	ug/L	314195	1
1,2-Dichloroethane	5.4		0.20	5.0	ug/L	314195	1
Oxygenates SW8260D				**(SW5030B)**			
Isopropyl ether	5.6	J	3.5	10	ug/L	314195	1
tert-Amyl alcohol	300		27	100	ug/L	314195	1
Client Sample ID: MW-8				**Lab ID:** 2104M10-015			
Collection Date: 4/14/2021 11:30:00 AM				**Matrix:** Groundwater			
Volatile Organic Compounds by GC/MS SW8260D				**(SW5030B)**			

SUMMARY OF ANALYTES DETECTED

Analyses	Result	Qual	MDL	Reporting Limit	Units	BatchID	Dilution Factor
Client Sample ID: MW-8				**Lab ID:** 2104M10-015			
Collection Date: 4/14/2021 11:30:00 AM				**Matrix:** Groundwater			
Volatile Organic Compounds by GC/MS SW8260D				**(SW5030B)**			
Benzene	260		19	250	ug/L	314195	50
Toluene	1.2	J	0.45	5.0	ug/L	R452543	1
Ethylbenzene	86		0.55	5.0	ug/L	R452543	1
m,p-Xylene	180		0.60	5.0	ug/L	R452543	1
o-Xylene	160		0.30	5.0	ug/L	R452543	1
Naphthalene	140		0.85	5.0	ug/L	R452543	1
Oxygenates SW8260D				**(SW5030B)**			
Isopropyl ether	5.8	J	3.5	10	ug/L	314195	1
tert-Amyl alcohol	530		27	100	ug/L	314195	1
Client Sample ID: MW-8D				**Lab ID:** 2104M10-016			
Collection Date: 4/14/2021 12:05:00 PM				**Matrix:** Groundwater			
Volatile Organic Compounds by GC/MS SW8260D				**(SW5030B)**			
Benzene	1.4	J	0.38	5.0	ug/L	314195	1
Toluene	1.1	J	0.45	5.0	ug/L	314195	1
Methyl tert-butyl ether	1.1	J	0.23	5.0	ug/L	314195	1
Oxygenates SW8260D				**(SW5030B)**			
Isopropyl ether	5.7	J	3.5	10	ug/L	314195	1
tert-Amyl alcohol	44	J	27	100	ug/L	314195	1
Client Sample ID: MW-16D				**Lab ID:** 2104M10-018			
Collection Date: 4/14/2021 2:05:00 PM				**Matrix:** Groundwater			
Volatile Organic Compounds by GC/MS SW8260D				**(SW5030B)**			
Toluene	0.69	J	0.45	5.0	ug/L	314195	1
Methyl tert-butyl ether	1.4	J	0.23	5.0	ug/L	314195	1
1,2-Dichloroethane	0.95	J	0.20	5.0	ug/L	314195	1
Oxygenates SW8260D				**(SW5030B)**			
Isopropyl ether	6.3	J	3.5	10	ug/L	314195	1
tert-Amyl alcohol	89	J	27	100	ug/L	314195	1
Client Sample ID: MW-1				**Lab ID:** 2104M10-019			
Collection Date: 4/14/2021 2:40:00 PM				**Matrix:** Groundwater			
Volatile Organic Compounds by GC/MS SW8260D				**(SW5030B)**			
Benzene	480		3.8	50	ug/L	314195	10
Toluene	31		0.45	5.0	ug/L	314195	1
Ethylbenzene	540		5.5	50	ug/L	314195	10
m,p-Xylene	790		6.0	50	ug/L	314195	10
o-Xylene	930		3.0	50	ug/L	314195	10
Naphthalene	280		8.5	50	ug/L	314195	10
Oxygenates SW8260D				**(SW5030B)**			
Isopropyl ether	7.7	J	3.5	10	ug/L	314195	1
tert-Amyl alcohol	1000		27	100	ug/L	314195	1
MICRO-EXTRACTABLE VOLATILE ORGANICS SW8011				**(SW8011)**			
1,2-Dibromoethane	0.579		0.080	0.200	ug/L	314087	10
Client Sample ID: MW-5				**Lab ID:** 2104M10-020			
Collection Date: 4/14/2021 3:20:00 PM				**Matrix:** Groundwater			

Analytical Environmental Services, Inc

Date: 4-May-21

SUMMARY OF ANALYTES DETECTED

Analyses	Result	Qual	MDL	Reporting Limit	Units	BatchID	Dilution Factor
Client Sample ID: MW-5				**Lab ID:** 2104M10-020			
Collection Date: 4/14/2021 3:20:00 PM				**Matrix:** Groundwater			
Volatile Organic Compounds by GC/MS SW8260D				**(SW5030B)**			
Benzene	140		0.38	5.0	ug/L	R452543	1
Toluene	59		0.45	5.0	ug/L	R452543	1
Ethylbenzene	680		28	250	ug/L	314195	50
m,p-Xylene	1400		30	250	ug/L	314195	50
o-Xylene	590		15	250	ug/L	314195	50
Naphthalene	370		42	250	ug/L	314195	50
Oxygenates SW8260D				**(SW5030B)**			
tert-Amyl alcohol	380		27	100	ug/L	314195	1
MICRO-EXTRACTABLE VOLATILE ORGANICS SW8011				**(SW8011)**			
1,2-Dibromoethane	0.164		0.008	0.020	ug/L	314087	1
Client Sample ID: MW-19				**Lab ID:** 2104M10-024			
Collection Date: 4/15/2021 9:35:00 AM				**Matrix:** Groundwater			
Volatile Organic Compounds by GC/MS SW8260D				**(SW5030B)**			
1,2-Dichloroethane	2.4	J	0.20	5.0	ug/L	314195	1
Client Sample ID: MW-13				**Lab ID:** 2104M10-025			
Collection Date: 4/15/2021 10:10:00 AM				**Matrix:** Groundwater			
Volatile Organic Compounds by GC/MS SW8260D				**(SW5030B)**			
m,p-Xylene	0.66	J	0.60	5.0	ug/L	314195	1
o-Xylene	0.55	J	0.30	5.0	ug/L	314195	1
Naphthalene	1.3	J	0.85	5.0	ug/L	314195	1
Client Sample ID: MW-12				**Lab ID:** 2104M10-026			
Collection Date: 4/15/2021 10:55:00 AM				**Matrix:** Groundwater			
Volatile Organic Compounds by GC/MS SW8260D				**(SW5030B)**			
Benzene	1100		19	250	ug/L	314215	50
Toluene	31		0.45	5.0	ug/L	314215	1
Ethylbenzene	210		28	100	ug/L	314215	50
m,p-Xylene	300		30	250	ug/L	314215	50
o-Xylene	200		15	100	ug/L	314215	50
Naphthalene	68		0.85	5.0	ug/L	314215	1
Oxygenates SW8260D				**(SW5030B)**			
Isopropyl ether	19		3.5	10	ug/L	314215	1
tert-Amyl alcohol	1500		27	100	ug/L	314215	1
Client Sample ID: MW-12 DUP				**Lab ID:** 2104M10-027			
Collection Date: 4/15/2021 10:55:00 AM				**Matrix:** Groundwater			
Volatile Organic Compounds by GC/MS SW8260D				**(SW5030B)**			
Benzene	1100		19	250	ug/L	314215	50
Toluene	32		0.45	5.0	ug/L	314215	1
Ethylbenzene	210		28	100	ug/L	314215	50
m,p-Xylene	310		30	250	ug/L	314215	50
o-Xylene	210		15	100	ug/L	314215	50
Naphthalene	140		0.85	5.0	ug/L	314215	1
Oxygenates SW8260D				**(SW5030B)**			
Isopropyl ether	19		3.5	10	ug/L	314215	1

Analytical Environmental Services, Inc

Date: 4-May-21

SUMMARY OF ANALYTES DETECTED

Analyses	Result	Qual	MDL	Reporting Limit	Units	BatchID	Dilution Factor
Client Sample ID: MW-12 DUP				**Lab ID:** 2104M10-027			
Collection Date: 4/15/2021 10:55:00 AM				**Matrix:** Groundwater			
Oxygenates SW8260D				**(SW5030B)**			
tert-Amyl alcohol	1600		27	100	ug/L	314215	1
Client Sample ID: MW-18D				**Lab ID:** 2104M10-029			
Collection Date: 4/15/2021 12:10:00 PM				**Matrix:** Groundwater			
Volatile Organic Compounds by GC/MS SW8260D				**(SW5030B)**			
Methyl tert-butyl ether	0.51	J	0.23	5.0	ug/L	314215	1
1,2-Dichloroethane	8.7		0.20	5.0	ug/L	314215	1
Oxygenates SW8260D				**(SW5030B)**			
Isopropyl ether	13		3.5	10	ug/L	314215	1
tert-Amyl alcohol	130		27	100	ug/L	314215	1

Qualifiers:

* Value exceeds maximum contaminant level	E Estimated (value above quantitation range)
BRL Below reporting limit	S Spike Recovery outside limits due to matrix
H Holding times for preparation or analysis exceeded	Narr See case narrative
N Analyte not NELAC certified	F Analyzed in the lab which is a deviation from the method
B Analyte detected in the associated method blank	< Less than Result value
> Greater than Result value	J Estimated value detected below Reporting Limit

Clear Save as

ANALYTICAL ENVIRONMENTAL SERVICES, INC.

SAMPLE/COOLER RECEIPT CHECKLIST

1. Client Name: **Terracon Consultants-Charleston** AES Work Order Number: **2104M10**

2. Carrier: FedEx ■ UPS ☐ USPS ☐ Client ☐ Courier ☐ Other _____

		Yes	No	N/A	Details	Comments
3.	Shipping container/cooler received in good condition?	◉	○	○	damaged ☐ leaking ☐ other ☐	
4.	Custody seals present on shipping container?	○	◉	○		
5.	Custody seals intact on shipping container?	○	○	◉		
6.	Temperature blanks present?	○	◉	○		
7.	Cooler temperature(s) within limits of 0-6°C? [See item 13 and 14 for temperature recordings.]	◉	○	○	Cooling initiated for recently collected samples / ice present ☐	
8.	Chain of Custody (COC) present?	◉	○	○		
9.	Chain of Custody signed, dated, and timed when relinquished and received?	◉	○	○		
10.	Sampler name and/or signature on COC?	◉	○	○		
11.	Were all samples received within holding time?	◉	○	○		
12.	TAT marked on the COC?	◉	○	○	If no TAT indicated, proceeded with standard TAT per Terms & Conditions. ☐	

13. Cooler 1 Temperature 0.9 °C Cooler 2 Temperature 2.5 °C Cooler 3 Temperature 3.0 °C Cooler 4 Temperature _____ °C

14. Cooler 5 Temperature _____ °C Cooler 6 Temperature _____ °C Cooler 7 Temperature _____ °C Cooler 8 Temperature _____ °C

15. Comments: _____

I certify that I have completed sections 1-15 (dated initials). AE 4/20/21

		Yes	No	N/A	Details	Comments
16.	Were sample containers intact upon receipt?	◉	○	○		
17.	Custody seals present on sample containers?	○	◉	○		
18.	Custody seals intact on sample containers?	○	○	◉		
19.	Do sample container labels match the COC?	◉	○	○	incomplete info ☐ illegible ☐ no label ☐ other ☐	
20.	Are analyses requested indicated on the COC?	◉	○	○		
21.	Were all of the samples listed on the COC received?	◉	○	○	samples received but not listed on COC ☐ samples listed on COC not received ☐	
22.	Was the sample collection date/time noted?	◉	○	○		
23.	Did we receive sufficient sample volume for indicated analyses?	◉	○	○		
24.	Were samples received in appropriate containers?	◉	○	○		
25.	Were VOA samples received without headspace (< 1/4" bubble)?	◉	○	○		
26.	Were trip blanks submitted?	◉	○	○	listed on COC ■ not listed on COC ☐	

27. Comments: _____

I certify that I have completed sections 16-27 (dated initials). AE 4/20/21

This section only applies to samples where pH can be checked at Sample Receipt.

		Yes	No	N/A	Details	Comments
28.	Have containers needing chemical preservation been checked? *	○	○	◉		
29.	Containers meet preservation guidelines?	○	○	◉		
30.	Was pH adjusted at Sample Receipt?	○	○	◉		

* Note: Certain analyses require chemical preservation but must be checked in the laboratory and not upon Sample Receipt such as Coliforms, VOCs and Oil & Grease/TPH. This also excludes metals by EPA 200.7, 200.8 and 245.1 which will be verified between 16 and 24 hours after preservation.

I certify that I have completed sections 28-30 (dated initials). AE 4/20/21

Locked

Client: Terracon Consultants, Inc.
Project Name: Eddies Pit Stop
Workorder: 2104M10

ANALYTICAL QC SUMMARY REPORT

BatchID: 313845

Sample ID: **MB-313845**	Client ID:		Units: **ug/L**	Prep Date: **04/21/2021**	Run No: **452444**
SampleType: **MBLK**	TestCode: **Volatile Organic Compounds by GC/MS SW8260D**		BatchID: **313845**	Analysis Date: **04/22/2021**	Seq No: **10337996**

Analyte	Result	RPT Limit	SPK value	SPK Ref Val	%REC	Low Limit	High Limit	RPD Ref Val	%RPD	RPD Limit	Qual
1,2-Dichloroethane	BRL	5.0									
Benzene	BRL	5.0									
Ethylbenzene	BRL	5.0									
m,p-Xylene	BRL	5.0									
Methyl tert-butyl ether	BRL	5.0									
Naphthalene	BRL	5.0									
o-Xylene	BRL	5.0									
Toluene	BRL	5.0									
Surr: 4-Bromofluorobenzene	53.89	0	50.00		108	70	130				
Surr: Dibromofluoromethane	57.92	0	50.00		116	70	130				
Surr: Toluene-d8	51.24	0	50.00		102	70	130				

Sample ID: **MB-313845**	Client ID:		Units: **ug/L**	Prep Date: **04/21/2021**	Run No: **452444**
SampleType: **MBLK**	TestCode: **Oxygenates SW8260D**		BatchID: **313845**	Analysis Date: **04/22/2021**	Seq No: **10340528**

Analyte	Result	RPT Limit	SPK value	SPK Ref Val	%REC	Low Limit	High Limit	RPD Ref Val	%RPD	RPD Limit	Qual
3,3-Dimethyl-1-butanol	BRL	100									
Ethanol	BRL	100									
Ethyl tert-butyl ether	BRL	100									
Isopropyl ether	BRL	10									
tert-Amyl alcohol	BRL	100									
tert-Amyl methyl ether	BRL	10									
tert-Butyl Alcohol	BRL	100									
tert-Butyl formate	BRL	100									

Qualifiers:

>	Greater than Result value	<	Less than Result value	B	Analyte detected in the associated method blank
BRL	Below reporting limit	E	Estimated (value above quantitation range)	H	Holding times for preparation or analysis exceeded
J	Estimated value detected below Reporting Limit	N	Analyte not NELAC certified	R	RPD outside limits due to matrix
Rpt Lim	Reporting Limit	S	Spike Recovery outside limits due to matrix		

Client: Terracon Consultants, Inc.
Project Name: Eddies Pit Stop
Workorder: 2104M10

ANALYTICAL QC SUMMARY REPORT

BatchID: 313845

Sample ID: **LCS-313845** Client ID: Units: **ug/L** Prep Date: **04/21/2021** Run No: **452444**
SampleType: **LCS** TestCode: **Volatile Organic Compounds by GC/MS SW8260D** BatchID: **313845** Analysis Date: **04/22/2021** Seq No: **10341337**

Analyte	Result	RPT Limit	SPK value	SPK Ref Val	%REC	Low Limit	High Limit	RPD Ref Val	%RPD	RPD Limit	Qual
1,2-Dichloroethane	23.10	5.0	20.00		116	70	130				
Benzene	17.44	5.0	20.00		87.2	70	130				
Ethylbenzene	20.88	5.0	20.00		104	70	130				
m,p-Xylene	44.14	5.0	40.00		110	70	130				
Naphthalene	19.49	5.0	20.00		97.4	70	130				
o-Xylene	21.10	5.0	20.00		106	70	130				
Toluene	17.87	5.0	20.00		89.4	70	130				
Surr: 4-Bromofluorobenzene	54.31	0	50.00		109	70	130				
Surr: Dibromofluoromethane	57.13	0	50.00		114	70	130				
Surr: Toluene-d8	51.72	0	50.00		103	70	130				

Sample ID: **LCS-313845** Client ID: Units: **ug/L** Prep Date: **04/21/2021** Run No: **452444**
SampleType: **LCS** TestCode: **Oxygenates SW8260D** BatchID: **313845** Analysis Date: **04/23/2021** Seq No: **10344931**

Analyte	Result	RPT Limit	SPK value	SPK Ref Val	%REC	Low Limit	High Limit	RPD Ref Val	%RPD	RPD Limit	Qual
3,3-Dimethyl-1-butanol	455.9	100	500.0		91.2	70	130				
Ethanol	420.9	100	500.0		84.2	70	130				
Ethyl tert-butyl ether	94.25	100	100.0		94.2	70	130				
Isopropyl ether	84.85	10	100.0		84.8	70	130				
tert-Amyl alcohol	455.8	100	500.0		91.2	70	130				
tert-Amyl methyl ether	95.26	10	100.0		95.3	70	130				
tert-Butyl Alcohol	498.4	100	500.0		99.7	70	130				
tert-Butyl formate	437.2	100	500.0		87.4	70	130				

Sample ID: **2104M10-008AMS** Client ID: **MW-10** Units: **ug/L** Prep Date: **04/21/2021** Run No: **452444**
SampleType: **MS** TestCode: **Volatile Organic Compounds by GC/MS SW8260D** BatchID: **313845** Analysis Date: **04/23/2021** Seq No: **10344624**

Analyte	Result	RPT Limit	SPK value	SPK Ref Val	%REC	Low Limit	High Limit	RPD Ref Val	%RPD	RPD Limit	Qual

Qualifiers:

>	Greater than Result value	<	Less than Result value	B	Analyte detected in the associated method blank
BRL	Below reporting limit	E	Estimated (value above quantitation range)	H	Holding times for preparation or analysis exceeded
J	Estimated value detected below Reporting Limit	N	Analyte not NELAC certified	R	RPD outside limits due to matrix
Rpt Lim	Reporting Limit	S	Spike Recovery outside limits due to matrix		

Client: Terracon Consultants, Inc.
Project Name: Eddies Pit Stop
Workorder: 2104M10

ANALYTICAL QC SUMMARY REPORT

BatchID: 313845

Sample ID: **2104M10-008AMS** Client ID: **MW-10** Units: **ug/L** Prep Date: **04/21/2021** Run No: **452444**
SampleType: **MS** TestCode: **Volatile Organic Compounds by GC/MS SW8260D** BatchID: **313845** Analysis Date: **04/23/2021** Seq No: **10344624**

Analyte	Result	RPT Limit	SPK value	SPK Ref Val	%REC	Low Limit	High Limit	RPD Ref Val	%RPD	RPD Limit	Qual
1,2-Dichloroethane	2573	500	2000		129	72.1	135				
Benzene	4263	500	2000	2363	95.0	70.5	136				
Ethylbenzene	2755	500	2000	369.0	119	70	134				
m,p-Xylene	5697	500	4000	665.0	126	66.3	138				
Naphthalene	2560	500	2000	158.0	120	58.6	135				
o-Xylene	2758	500	2000	279.0	124	67.1	136				
Toluene	2112	500	2000		106	66.4	140				
Surr: 4-Bromofluorobenzene	5228	0	5000		105	70	130				
Surr: Dibromofluoromethane	5540	0	5000		111	70	130				
Surr: Toluene-d8	5226	0	5000		105	70	130				

Sample ID: **2104M10-008AMS** Client ID: **MW-10** Units: **ug/L** Prep Date: **04/21/2021** Run No: **452444**
SampleType: **MS** TestCode: **Oxygenates SW8260D** BatchID: **313845** Analysis Date: **04/23/2021** Seq No: **10344645**

Analyte	Result	RPT Limit	SPK value	SPK Ref Val	%REC	Low Limit	High Limit	RPD Ref Val	%RPD	RPD Limit	Qual
3,3-Dimethyl-1-butanol	47200	10000	50000		94.4	60.1	130				
Ethanol	42950	10000	50000		85.9	61.9	140				
Ethyl tert-butyl ether	9774	10000	10000		97.7	71.2	122				
Isopropyl ether	8722	1000	10000		87.2	71	133				
tert-Amyl alcohol	50480	10000	50000		101	69.7	140				
tert-Amyl methyl ether	9809	1000	10000		98.1	70.1	126				
tert-Butyl Alcohol	51290	10000	50000		103	67	140				
tert-Butyl formate	44230	10000	50000		88.4	60	134				

Sample ID: **2104M10-008AMSD** Client ID: **MW-10** Units: **ug/L** Prep Date: **04/21/2021** Run No: **452444**
SampleType: **MSD** TestCode: **Volatile Organic Compounds by GC/MS SW8260D** BatchID: **313845** Analysis Date: **04/23/2021** Seq No: **10344626**

Analyte	Result	RPT Limit	SPK value	SPK Ref Val	%REC	Low Limit	High Limit	RPD Ref Val	%RPD	RPD Limit	Qual

Qualifiers:

>	Greater than Result value	<	Less than Result value	B	Analyte detected in the associated method blank
BRL	Below reporting limit	E	Estimated (value above quantitation range)	H	Holding times for preparation or analysis exceeded
J	Estimated value detected below Reporting Limit	N	Analyte not NELAC certified	R	RPD outside limits due to matrix
Rpt Lim	Reporting Limit	S	Spike Recovery outside limits due to matrix		

Client: Terracon Consultants, Inc.
Project Name: Eddies Pit Stop
Workorder: 2104M10

ANALYTICAL QC SUMMARY REPORT

BatchID: 313845

Sample ID: **2104M10-008AMSD** Client ID: **MW-10** Units: **ug/L** Prep Date: **04/21/2021** Run No: **452444**
SampleType: **MSD** TestCode: **Volatile Organic Compounds by GC/MS SW8260D** BatchID: **313845** Analysis Date: **04/23/2021** Seq No: **10344626**

Analyte	Result	RPT Limit	SPK value	SPK Ref Val	%REC	Low Limit	High Limit	RPD Ref Val	%RPD	RPD Limit	Qual
1,2-Dichloroethane	2454	500	2000		123	72.1	135	2573	4.73	20	
Benzene	4043	500	2000	2363	84.0	70.5	136	4263	5.30	20	
Ethylbenzene	2547	500	2000	369.0	109	70	134	2755	7.85	20	
m,p-Xylene	5250	500	4000	665.0	115	66.3	138	5697	8.17	20	
Naphthalene	2418	500	2000	158.0	113	58.6	135	2560	5.71	22.7	
o-Xylene	2598	500	2000	279.0	116	67.1	136	2758	5.97	20	
Toluene	1985	500	2000		99.2	66.4	140	2112	6.20	20	
Surr: 4-Bromofluorobenzene	5326	0	5000		107	70	130	5228	0	0	
Surr: Dibromofluoromethane	5457	0	5000		109	70	130	5540	0	0	
Surr: Toluene-d8	5222	0	5000		104	70	130	5226	0	0	

Sample ID: **2104M10-008AMSD** Client ID: **MW-10** Units: **ug/L** Prep Date: **04/21/2021** Run No: **452444**
SampleType: **MSD** TestCode: **Oxygenates SW8260D** BatchID: **313845** Analysis Date: **04/23/2021** Seq No: **10344646**

Analyte	Result	RPT Limit	SPK value	SPK Ref Val	%REC	Low Limit	High Limit	RPD Ref Val	%RPD	RPD Limit	Qual
3,3-Dimethyl-1-butanol	45140	10000	50000		90.3	60.1	130	47200	4.47	25.3	
Ethanol	36990	10000	50000		74.0	61.9	140	42950	14.9	29	
Ethyl tert-butyl ether	9353	10000	10000		93.5	71.2	122	9774	0	20	
Isopropyl ether	8365	1000	10000		83.6	71	133	8722	4.18	20	
tert-Amyl alcohol	49630	10000	50000		99.3	69.7	140	50480	1.70	26.8	
tert-Amyl methyl ether	9238	1000	10000		92.4	70.1	126	9809	6.00	20	
tert-Butyl Alcohol	50330	10000	50000		101	67	140	51290	1.89	29.4	
tert-Butyl formate	41490	10000	50000		83.0	60	134	44230	6.39	18	

Qualifiers:

>	Greater than Result value	<	Less than Result value	B	Analyte detected in the associated method blank
BRL	Below reporting limit	E	Estimated (value above quantitation range)	H	Holding times for preparation or analysis exceeded
J	Estimated value detected below Reporting Limit	N	Analyte not NELAC certified	R	RPD outside limits due to matrix
Rpt Lim	Reporting Limit	S	Spike Recovery outside limits due to matrix		

Client: Terracon Consultants, Inc.
Project Name: Eddies Pit Stop
Workorder: 2104M10

ANALYTICAL QC SUMMARY REPORT

BatchID: 313925

Sample ID: **MB-313925** Client ID: Units: **ug/L** Prep Date: **04/20/2021** Run No: **452616**
SampleType: **MBLK** TestCode: **MICRO-EXTRACTABLE VOLATILE ORGANICS SW8011** BatchID: **313925** Analysis Date: **04/21/2021** Seq No: **10342823**

Analyte	Result	RPT Limit	SPK value	SPK Ref Val	%REC	Low Limit	High Limit	RPD Ref Val	%RPD	RPD Limit	Qual
1,2-Dibromoethane	BRL	0.020									
Surr: 4-Bromofluorobenzene	5.029	0	5.000		101	70	130				

Sample ID: **LCS-313925** Client ID: Units: **ug/L** Prep Date: **04/20/2021** Run No: **452616**
SampleType: **LCS** TestCode: **MICRO-EXTRACTABLE VOLATILE ORGANICS SW8011** BatchID: **313925** Analysis Date: **04/21/2021** Seq No: **10342824**

Analyte	Result	RPT Limit	SPK value	SPK Ref Val	%REC	Low Limit	High Limit	RPD Ref Val	%RPD	RPD Limit	Qual
1,2-Dibromoethane	0.09500	0.020	0.1000		95.0	60	140				
Surr: 4-Bromofluorobenzene	4.795	0	5.000		95.9	70	130				

Sample ID: **LCSD-313925** Client ID: Units: **ug/L** Prep Date: **04/20/2021** Run No: **452616**
SampleType: **LCSD** TestCode: **MICRO-EXTRACTABLE VOLATILE ORGANICS SW8011** BatchID: **313925** Analysis Date: **04/21/2021** Seq No: **10342825**

Analyte	Result	RPT Limit	SPK value	SPK Ref Val	%REC	Low Limit	High Limit	RPD Ref Val	%RPD	RPD Limit	Qual
1,2-Dibromoethane	0.09400	0.020	0.1000		94.0	60	140	0.09500	1.06	15.6	
Surr: 4-Bromofluorobenzene	4.894	0	5.000		97.9	70	130	4.795	0	0	

Sample ID: **2104J99-021BMS** Client ID: Units: **ug/L** Prep Date: **04/20/2021** Run No: **452616**
SampleType: **MS** TestCode: **MICRO-EXTRACTABLE VOLATILE ORGANICS SW8011** BatchID: **313925** Analysis Date: **04/21/2021** Seq No: **10342828**

Analyte	Result	RPT Limit	SPK value	SPK Ref Val	%REC	Low Limit	High Limit	RPD Ref Val	%RPD	RPD Limit	Qual
1,2-Dibromoethane	0.09451	0.020	0.0995		95.0	70	131				
Surr: 4-Bromofluorobenzene	5.108	0	4.974		103	73.6	140				

Sample ID: **2104J99-022BDUP** Client ID: Units: **ug/L** Prep Date: **04/20/2021** Run No: **452616**
SampleType: **DUP** TestCode: **MICRO-EXTRACTABLE VOLATILE ORGANICS SW8011** BatchID: **313925** Analysis Date: **04/21/2021** Seq No: **10342830**

Analyte	Result	RPT Limit	SPK value	SPK Ref Val	%REC	Low Limit	High Limit	RPD Ref Val	%RPD	RPD Limit	Qual
1,2-Dibromoethane	BRL	0.020						0	0	30	

Qualifiers:

>	Greater than Result value	<	Less than Result value	B	Analyte detected in the associated method blank
BRL	Below reporting limit	E	Estimated (value above quantitation range)	H	Holding times for preparation or analysis exceeded
J	Estimated value detected below Reporting Limit	N	Analyte not NELAC certified	R	RPD outside limits due to matrix
Rpt Lim	Reporting Limit	S	Spike Recovery outside limits due to matrix		

Client: Terracon Consultants, Inc.
Project Name: Eddies Pit Stop
Workorder: 2104M10

ANALYTICAL QC SUMMARY REPORT

BatchID: 313925

Sample ID: **2104J99-022BDUP** Client ID:
SampleType: **DUP** TestCode: **MICRO-EXTRACTABLE VOLATILE ORGANICS SW8011**
Units: **ug/L** Prep Date: **04/20/2021** Run No: **452616**
BatchID: **313925** Analysis Date: **04/21/2021** Seq No: **10342830**

Analyte	Result	RPT Limit	SPK value	SPK Ref Val	%REC	Low Limit	High Limit	RPD Ref Val	%RPD	RPD Limit	Qual
Surr: 4-Bromofluorobenzene	5.303	0	4.982		106	73.6	140	4.937	0	0	

Qualifiers:

>	Greater than Result value	<	Less than Result value	B	Analyte detected in the associated method blank
BRL	Below reporting limit	E	Estimated (value above quantitation range)	H	Holding times for preparation or analysis exceeded
J	Estimated value detected below Reporting Limit	N	Analyte not NELAC certified	R	RPD outside limits due to matrix
Rpt Lim	Reporting Limit	S	Spike Recovery outside limits due to matrix		

Client: Terracon Consultants, Inc.
Project Name: Eddies Pit Stop
Workorder: 2104M10

ANALYTICAL QC SUMMARY REPORT

BatchID: 314087

Sample ID: **MB-314087**	Client ID:				Units: **ug/L**		Prep Date: **04/22/2021**		Run No: **452627**
SampleType: **MBLK**	TestCode: **MICRO-EXTRACTABLE VOLATILE ORGANICS SW8011**				BatchID: **314087**		Analysis Date: **04/22/2021**		Seq No: **10343238**
Analyte	Result	RPT Limit	SPK value	SPK Ref Val	%REC	Low Limit	High Limit	RPD Ref Val	%RPD	RPD Limit	Qual
1,2-Dibromoethane	BRL	0.020									
Surr: 4-Bromofluorobenzene	5.043	0	5.000		101	70	130				

Sample ID: **LCS-314087**	Client ID:				Units: **ug/L**		Prep Date: **04/22/2021**		Run No: **452627**
SampleType: **LCS**	TestCode: **MICRO-EXTRACTABLE VOLATILE ORGANICS SW8011**				BatchID: **314087**		Analysis Date: **04/22/2021**		Seq No: **10343239**
Analyte	Result	RPT Limit	SPK value	SPK Ref Val	%REC	Low Limit	High Limit	RPD Ref Val	%RPD	RPD Limit	Qual
1,2-Dibromoethane	0.09700	0.020	0.1000		97.0	60	140				
Surr: 4-Bromofluorobenzene	4.797	0	5.000		95.9	70	130				

Sample ID: **LCSD-314087**	Client ID:				Units: **ug/L**		Prep Date: **04/22/2021**		Run No: **452627**
SampleType: **LCSD**	TestCode: **MICRO-EXTRACTABLE VOLATILE ORGANICS SW8011**				BatchID: **314087**		Analysis Date: **04/22/2021**		Seq No: **10343240**
Analyte	Result	RPT Limit	SPK value	SPK Ref Val	%REC	Low Limit	High Limit	RPD Ref Val	%RPD	RPD Limit	Qual
1,2-Dibromoethane	0.09700	0.020	0.1000		97.0	60	140	0.09700	0	15.6	
Surr: 4-Bromofluorobenzene	4.996	0	5.000		99.9	70	130	4.797	0	0	

Sample ID: **2104M10-012BMS**	Client ID: **MW-15**				Units: **ug/L**		Prep Date: **04/22/2021**		Run No: **452627**
SampleType: **MS**	TestCode: **MICRO-EXTRACTABLE VOLATILE ORGANICS SW8011**				BatchID: **314087**		Analysis Date: **04/22/2021**		Seq No: **10343254**
Analyte	Result	RPT Limit	SPK value	SPK Ref Val	%REC	Low Limit	High Limit	RPD Ref Val	%RPD	RPD Limit	Qual
1,2-Dibromoethane	0.09218	0.020	0.1002		92.0	70	131				
Surr: 4-Bromofluorobenzene	5.083	0	5.010		101	73.6	140				

Sample ID: **2104M10-014BDUP**	Client ID: **MW-14**				Units: **ug/L**		Prep Date: **04/22/2021**		Run No: **452627**
SampleType: **DUP**	TestCode: **MICRO-EXTRACTABLE VOLATILE ORGANICS SW8011**				BatchID: **314087**		Analysis Date: **04/22/2021**		Seq No: **10343262**
Analyte	Result	RPT Limit	SPK value	SPK Ref Val	%REC	Low Limit	High Limit	RPD Ref Val	%RPD	RPD Limit	Qual
1,2-Dibromoethane	BRL	0.020						0	0	30	

Qualifiers:

>	Greater than Result value	<	Less than Result value	B	Analyte detected in the associated method blank
BRL	Below reporting limit	E	Estimated (value above quantitation range)	H	Holding times for preparation or analysis exceeded
J	Estimated value detected below Reporting Limit	N	Analyte not NELAC certified	R	RPD outside limits due to matrix
Rpt Lim	Reporting Limit	S	Spike Recovery outside limits due to matrix		

Client: Terracon Consultants, Inc.
Project Name: Eddies Pit Stop
Workorder: 2104M10

ANALYTICAL QC SUMMARY REPORT

BatchID: 314087

Sample ID: **2104M10-014BDUP** Client ID: **MW-14** Units: **ug/L** Prep Date: **04/22/2021** Run No: **452627**
SampleType: **DUP** TestCode: **MICRO-EXTRACTABLE VOLATILE ORGANICS SW8011** BatchID: **314087** Analysis Date: **04/22/2021** Seq No: **10343262**

Analyte	Result	RPT Limit	SPK value	SPK Ref Val	%REC	Low Limit	High Limit	RPD Ref Val	%RPD	RPD Limit	Qual
Surr: 4-Bromofluorobenzene	5.592	0	5.065		110	73.6	140	5.408	0	0	

Qualifiers:

>	Greater than Result value	<	Less than Result value	B	Analyte detected in the associated method blank
BRL	Below reporting limit	E	Estimated (value above quantitation range)	H	Holding times for preparation or analysis exceeded
J	Estimated value detected below Reporting Limit	N	Analyte not NELAC certified	R	RPD outside limits due to matrix
Rpt Lim	Reporting Limit	S	Spike Recovery outside limits due to matrix		

Client: Terracon Consultants, Inc.
Project Name: Eddies Pit Stop
Workorder: 2104M10

ANALYTICAL QC SUMMARY REPORT

BatchID: 314195

Sample ID: **MB-314195** Client ID: Units: **ug/L** Prep Date: **04/23/2021** Run No: **452543**
SampleType: **MBLK** TestCode: **Volatile Organic Compounds by GC/MS SW8260D** BatchID: **314195** Analysis Date: **04/23/2021** Seq No: **10342476**

Analyte	Result	RPT Limit	SPK value	SPK Ref Val	%REC	Low Limit	High Limit	RPD Ref Val	%RPD	RPD Limit	Qual
1,2-Dichloroethane	BRL	5.0									
Benzene	BRL	5.0									
Ethylbenzene	BRL	5.0									
m,p-Xylene	BRL	5.0									
Methyl tert-butyl ether	BRL	5.0									
Naphthalene	BRL	5.0									
o-Xylene	BRL	5.0									
Toluene	BRL	5.0									
Surr: 4-Bromofluorobenzene	51.55	0	50.00		103	70	130				
Surr: Dibromofluoromethane	57.09	0	50.00		114	70	130				
Surr: Toluene-d8	52.11	0	50.00		104	70	130				

Sample ID: **MB-314195** Client ID: Units: **ug/L** Prep Date: **04/23/2021** Run No: **452543**
SampleType: **MBLK** TestCode: **Oxygenates SW8260D** BatchID: **314195** Analysis Date: **04/23/2021** Seq No: **10344658**

Analyte	Result	RPT Limit	SPK value	SPK Ref Val	%REC	Low Limit	High Limit	RPD Ref Val	%RPD	RPD Limit	Qual
3,3-Dimethyl-1-butanol	BRL	100									
Ethanol	BRL	100									
Ethyl tert-butyl ether	BRL	100									
Isopropyl ether	BRL	10									
tert-Amyl alcohol	BRL	100									
tert-Amyl methyl ether	BRL	10									
tert-Butyl Alcohol	BRL	100									
tert-Butyl formate	BRL	100									

Qualifiers:

>	Greater than Result value	<	Less than Result value	B	Analyte detected in the associated method blank
BRL	Below reporting limit	E	Estimated (value above quantitation range)	H	Holding times for preparation or analysis exceeded
J	Estimated value detected below Reporting Limit	N	Analyte not NELAC certified	R	RPD outside limits due to matrix
Rpt Lim	Reporting Limit	S	Spike Recovery outside limits due to matrix		

Client: Terracon Consultants, Inc.
Project Name: Eddies Pit Stop
Workorder: 2104M10

ANALYTICAL QC SUMMARY REPORT

BatchID: 314195

Sample ID: **LCS-314195** Client ID: Units: **ug/L** Prep Date: **04/23/2021** Run No: **452543**
SampleType: **LCS** TestCode: **Volatile Organic Compounds by GC/MS SW8260D** BatchID: **314195** Analysis Date: **04/23/2021** Seq No: **10344553**

Analyte	Result	RPT Limit	SPK value	SPK Ref Val	%REC	Low Limit	High Limit	RPD Ref Val	%RPD	RPD Limit	Qual
1,2-Dichloroethane	21.44	5.0	20.00		107	70	130				
Benzene	17.63	5.0	20.00		88.2	70	130				
Ethylbenzene	20.85	5.0	20.00		104	70	130				
m,p-Xylene	43.00	5.0	40.00		108	70	130				
Naphthalene	21.67	5.0	20.00		108	70	130				
o-Xylene	21.67	5.0	20.00		108	70	130				
Toluene	18.35	5.0	20.00		91.8	70	130				
Surr: 4-Bromofluorobenzene	51.86	0	50.00		104	70	130				
Surr: Dibromofluoromethane	55.55	0	50.00		111	70	130				
Surr: Toluene-d8	51.51	0	50.00		103	70	130				

Sample ID: **LCS-314195** Client ID: Units: **ug/L** Prep Date: **04/23/2021** Run No: **452543**
SampleType: **LCS** TestCode: **Oxygenates SW8260D** BatchID: **314195** Analysis Date: **04/23/2021** Seq No: **10345101**

Analyte	Result	RPT Limit	SPK value	SPK Ref Val	%REC	Low Limit	High Limit	RPD Ref Val	%RPD	RPD Limit	Qual
3,3-Dimethyl-1-butanol	422.3	100	500.0		84.5	70	130				
Ethanol	461.3	100	500.0		92.3	70	130				
Ethyl tert-butyl ether	96.72	100	100.0		96.7	70	130				
Isopropyl ether	86.91	10	100.0		86.9	70	130				
tert-Amyl alcohol	412.5	100	500.0		82.5	70	130				
tert-Amyl methyl ether	97.37	10	100.0		97.4	70	130				
tert-Butyl Alcohol	404.5	100	500.0		80.9	70	130				
tert-Butyl formate	473.5	100	500.0		94.7	70	130				

Sample ID: **2104M10-019AMS** Client ID: **MW-1** Units: **ug/L** Prep Date: **04/23/2021** Run No: **452543**
SampleType: **MS** TestCode: **Volatile Organic Compounds by GC/MS SW8260D** BatchID: **314195** Analysis Date: **04/23/2021** Seq No: **10344840**

Analyte	Result	RPT Limit	SPK value	SPK Ref Val	%REC	Low Limit	High Limit	RPD Ref Val	%RPD	RPD Limit	Qual

Qualifiers:

>	Greater than Result value	<	Less than Result value	B	Analyte detected in the associated method blank
BRL	Below reporting limit	E	Estimated (value above quantitation range)	H	Holding times for preparation or analysis exceeded
J	Estimated value detected below Reporting Limit	N	Analyte not NELAC certified	R	RPD outside limits due to matrix
Rpt Lim	Reporting Limit	S	Spike Recovery outside limits due to matrix		

Client: Terracon Consultants, Inc.
Project Name: Eddies Pit Stop
Workorder: 2104M10

ANALYTICAL QC SUMMARY REPORT

BatchID: 314195

Sample ID: **2104M10-019AMS** Client ID: **MW-1** Units: **ug/L** Prep Date: **04/23/2021** Run No: **452543**
SampleType: **MS** TestCode: **Volatile Organic Compounds by GC/MS SW8260D** BatchID: **314195** Analysis Date: **04/23/2021** Seq No: **10344840**

Analyte	Result	RPT Limit	SPK value	SPK Ref Val	%REC	Low Limit	High Limit	RPD Ref Val	%RPD	RPD Limit	Qual
1,2-Dichloroethane	272.1	50	200.0	15.00	129	72.1	135				
Benzene	704.5	50	200.0	482.4	111	70.5	136				
Ethylbenzene	786.1	50	200.0	541.1	122	70	134				
m,p-Xylene	1289	50	400.0	788.9	125	66.3	138				
Naphthalene	547.6	50	200.0	283.0	132	58.6	135				
o-Xylene	1197	50	200.0	929.7	134	67.1	136				
Toluene	243.6	50	200.0	29.70	107	66.4	140				
Surr: 4-Bromofluorobenzene	476.4	0	500.0		95.3	70	130				
Surr: Dibromofluoromethane	546.9	0	500.0		109	70	130				
Surr: Toluene-d8	532.9	0	500.0		107	70	130				

Sample ID: **2104M10-019AMS** Client ID: **MW-1** Units: **ug/L** Prep Date: **04/23/2021** Run No: **452543**
SampleType: **MS** TestCode: **Oxygenates SW8260D** BatchID: **314195** Analysis Date: **04/23/2021** Seq No: **10345099**

Analyte	Result	RPT Limit	SPK value	SPK Ref Val	%REC	Low Limit	High Limit	RPD Ref Val	%RPD	RPD Limit	Qual
3,3-Dimethyl-1-butanol	4013	1000	5000		80.3	60.1	130				
Ethanol	3253	1000	5000		65.1	61.9	140				
Ethyl tert-butyl ether	930.6	1000	1000		93.1	71.2	122				
Isopropyl ether	859.3	100	1000	7.690	85.2	71	133				
tert-Amyl alcohol	4632	1000	5000	1006	72.5	69.7	140				
tert-Amyl methyl ether	934.9	100	1000		93.5	70.1	126				
tert-Butyl Alcohol	4090	1000	5000		81.8	67	140				
tert-Butyl formate	3358	1000	5000		67.2	60	134				

Sample ID: **2104M10-019AMSD** Client ID: **MW-1** Units: **ug/L** Prep Date: **04/23/2021** Run No: **452543**
SampleType: **MSD** TestCode: **Volatile Organic Compounds by GC/MS SW8260D** BatchID: **314195** Analysis Date: **04/23/2021** Seq No: **10344841**

Analyte	Result	RPT Limit	SPK value	SPK Ref Val	%REC	Low Limit	High Limit	RPD Ref Val	%RPD	RPD Limit	Qual

Qualifiers:

>	Greater than Result value	<	Less than Result value	B	Analyte detected in the associated method blank
BRL	Below reporting limit	E	Estimated (value above quantitation range)	H	Holding times for preparation or analysis exceeded
J	Estimated value detected below Reporting Limit	N	Analyte not NELAC certified	R	RPD outside limits due to matrix
Rpt Lim	Reporting Limit	S	Spike Recovery outside limits due to matrix		

Client: Terracon Consultants, Inc.
Project Name: Eddies Pit Stop
Workorder: 2104M10

ANALYTICAL QC SUMMARY REPORT

BatchID: 314195

Sample ID: **2104M10-019AMSD** Client ID: **MW-1** Units: **ug/L** Prep Date: **04/23/2021** Run No: **452543**
SampleType: **MSD** TestCode: **Volatile Organic Compounds by GC/MS SW8260D** BatchID: **314195** Analysis Date: **04/23/2021** Seq No: **10344841**

Analyte	Result	RPT Limit	SPK value	SPK Ref Val	%REC	Low Limit	High Limit	RPD Ref Val	%RPD	RPD Limit	Qual
1,2-Dichloroethane	261.7	50	200.0	15.00	123	72.1	135	272.1	3.90	20	
Benzene	669.5	50	200.0	482.4	93.6	70.5	136	704.5	5.09	20	
Ethylbenzene	744.8	50	200.0	541.1	102	70	134	786.1	5.40	20	
m,p-Xylene	1226	50	400.0	788.9	109	66.3	138	1289	5.03	20	
Naphthalene	524.0	50	200.0	283.0	120	58.6	135	547.6	4.40	22.7	
o-Xylene	1145	50	200.0	929.7	107	67.1	136	1197	4.49	20	
Toluene	237.6	50	200.0	29.70	104	66.4	140	243.6	2.49	20	
Surr: 4-Bromofluorobenzene	481.4	0	500.0		96.3	70	130	476.4	0	0	
Surr: Dibromofluoromethane	534.2	0	500.0		107	70	130	546.9	0	0	
Surr: Toluene-d8	524.0	0	500.0		105	70	130	532.9	0	0	

Sample ID: **2104M10-019AMSD** Client ID: **MW-1** Units: **ug/L** Prep Date: **04/23/2021** Run No: **452543**
SampleType: **MSD** TestCode: **Oxygenates SW8260D** BatchID: **314195** Analysis Date: **04/23/2021** Seq No: **10345100**

Analyte	Result	RPT Limit	SPK value	SPK Ref Val	%REC	Low Limit	High Limit	RPD Ref Val	%RPD	RPD Limit	Qual
3,3-Dimethyl-1-butanol	4380	1000	5000		87.6	60.1	130	4013	8.74	25.3	
Ethanol	4161	1000	5000		83.2	61.9	140	3253	24.5	29	
Ethyl tert-butyl ether	919.7	1000	1000		92.0	71.2	122	930.6	0	20	
Isopropyl ether	846.8	100	1000	7.690	83.9	71	133	859.3	1.47	20	
tert-Amyl alcohol	4792	1000	5000	1006	75.7	69.7	140	4632	3.39	26.8	
tert-Amyl methyl ether	957.8	100	1000		95.8	70.1	126	934.9	2.42	20	
tert-Butyl Alcohol	4443	1000	5000		88.9	67	140	4090	8.26	29.4	
tert-Butyl formate	3208	1000	5000		64.2	60	134	3358	4.57	18	

Qualifiers:

>	Greater than Result value	<	Less than Result value	B	Analyte detected in the associated method blank
BRL	Below reporting limit	E	Estimated (value above quantitation range)	H	Holding times for preparation or analysis exceeded
J	Estimated value detected below Reporting Limit	N	Analyte not NELAC certified	R	RPD outside limits due to matrix
Rpt Lim	Reporting Limit	S	Spike Recovery outside limits due to matrix		

Client: Terracon Consultants, Inc.
Project Name: Eddies Pit Stop
Workorder: 2104M10

ANALYTICAL QC SUMMARY REPORT

BatchID: 314215

Sample ID: **MB-314215** Client ID: Units: **ug/L** Prep Date: **04/23/2021** Run No: **452687**
SampleType: **MBLK** TestCode: **Volatile Organic Compounds by GC/MS SW8260D** BatchID: **314215** Analysis Date: **04/23/2021** Seq No: **10344922**

Analyte	Result	RPT Limit	SPK value	SPK Ref Val	%REC	Low Limit	High Limit	RPD Ref Val	%RPD	RPD Limit	Qual
1,2-Dichloroethane	BRL	5.0									
Benzene	BRL	5.0									
Ethylbenzene	BRL	5.0									
m,p-Xylene	BRL	5.0									
Methyl tert-butyl ether	BRL	5.0									
Naphthalene	BRL	5.0									
o-Xylene	BRL	5.0									
Toluene	BRL	5.0									
Surr: 4-Bromofluorobenzene	52.80	0	50.00		106	70	130				
Surr: Dibromofluoromethane	57.42	0	50.00		115	70	130				
Surr: Toluene-d8	52.11	0	50.00		104	70	130				

Sample ID: **MB-314215** Client ID: Units: **ug/L** Prep Date: **04/23/2021** Run No: **452687**
SampleType: **MBLK** TestCode: **Oxygenates SW8260D** BatchID: **314215** Analysis Date: **04/23/2021** Seq No: **10345127**

Analyte	Result	RPT Limit	SPK value	SPK Ref Val	%REC	Low Limit	High Limit	RPD Ref Val	%RPD	RPD Limit	Qual
3,3-Dimethyl-1-butanol	BRL	100									
Ethanol	BRL	100									
Ethyl tert-butyl ether	BRL	100									
Isopropyl ether	BRL	10									
tert-Amyl alcohol	BRL	100									
tert-Amyl methyl ether	BRL	10									
tert-Butyl Alcohol	BRL	100									
tert-Butyl formate	BRL	100									

Qualifiers:

>	Greater than Result value	<	Less than Result value	B	Analyte detected in the associated method blank
BRL	Below reporting limit	E	Estimated (value above quantitation range)	H	Holding times for preparation or analysis exceeded
J	Estimated value detected below Reporting Limit	N	Analyte not NELAC certified	R	RPD outside limits due to matrix
Rpt Lim	Reporting Limit	S	Spike Recovery outside limits due to matrix		

Client: Terracon Consultants, Inc.
Project Name: Eddies Pit Stop
Workorder: 2104M10

ANALYTICAL QC SUMMARY REPORT

BatchID: 314215

Sample ID: **LCS-314215** Client ID: Units: **ug/L** Prep Date: **04/23/2021** Run No: **452687**
SampleType: **LCS** TestCode: **Volatile Organic Compounds by GC/MS SW8260D** BatchID: **314215** Analysis Date: **04/26/2021** Seq No: **10348725**

Analyte	Result	RPT Limit	SPK value	SPK Ref Val	%REC	Low Limit	High Limit	RPD Ref Val	%RPD	RPD Limit	Qual
1,2-Dichloroethane	24.38	5.0	20.00		122	70	130				
Benzene	17.96	5.0	20.00		89.8	70	130				
Ethylbenzene	21.00	5.0	20.00		105	70	130				
m,p-Xylene	42.10	5.0	40.00		105	70	130				
Naphthalene	18.12	5.0	20.00		90.6	70	130				
o-Xylene	21.37	5.0	20.00		107	70	130				
Toluene	18.43	5.0	20.00		92.2	70	130				
Surr: 4-Bromofluorobenzene	54.99	0	50.00		110	70	130				
Surr: Dibromofluoromethane	59.31	0	50.00		119	70	130				
Surr: Toluene-d8	52.41	0	50.00		105	70	130				

Sample ID: **LCS-314215** Client ID: Units: **ug/L** Prep Date: **04/23/2021** Run No: **452687**
SampleType: **LCS** TestCode: **Oxygenates SW8260D** BatchID: **314215** Analysis Date: **04/26/2021** Seq No: **10348784**

Analyte	Result	RPT Limit	SPK value	SPK Ref Val	%REC	Low Limit	High Limit	RPD Ref Val	%RPD	RPD Limit	Qual
3,3-Dimethyl-1-butanol	389.9	100	500.0		78.0	70	130				
Ethanol	437.0	100	500.0		87.4	70	130				
Ethyl tert-butyl ether	104.2	100	100.0		104	70	130				
Isopropyl ether	93.09	10	100.0		93.1	70	130				
tert-Amyl alcohol	402.8	100	500.0		80.6	70	130				
tert-Amyl methyl ether	105.0	10	100.0		105	70	130				
tert-Butyl Alcohol	413.5	100	500.0		82.7	70	130				
tert-Butyl formate	492.2	100	500.0		98.4	70	130				

Sample ID: **2104P33-003AMS** Client ID: Units: **ug/L** Prep Date: **04/23/2021** Run No: **452687**
SampleType: **MS** TestCode: **Volatile Organic Compounds by GC/MS SW8260D** BatchID: **314215** Analysis Date: **04/26/2021** Seq No: **10348719**

Analyte	Result	RPT Limit	SPK value	SPK Ref Val	%REC	Low Limit	High Limit	RPD Ref Val	%RPD	RPD Limit	Qual

Qualifiers:

>	Greater than Result value	<	Less than Result value	B	Analyte detected in the associated method blank
BRL	Below reporting limit	E	Estimated (value above quantitation range)	H	Holding times for preparation or analysis exceeded
J	Estimated value detected below Reporting Limit	N	Analyte not NELAC certified	R	RPD outside limits due to matrix
Rpt Lim	Reporting Limit	S	Spike Recovery outside limits due to matrix		

Client: Terracon Consultants, Inc.
Project Name: Eddies Pit Stop
Workorder: 2104M10

ANALYTICAL QC SUMMARY REPORT

BatchID: 314215

Sample ID: **2104P33-003AMS** Client ID: Units: **ug/L** Prep Date: **04/23/2021** Run No: **452687**
SampleType: **MS** TestCode: **Volatile Organic Compounds by GC/MS SW8260D** BatchID: **314215** Analysis Date: **04/26/2021** Seq No: **10348719**

Analyte	Result	RPT Limit	SPK value	SPK Ref Val	%REC	Low Limit	High Limit	RPD Ref Val	%RPD	RPD Limit	Qual
1,2-Dichloroethane	23.62	5.0	20.00		118	72.1	135				
Benzene	21.14	5.0	20.00		106	70.5	136				
Ethylbenzene	24.65	5.0	20.00		123	70	134				
m,p-Xylene	51.20	5.0	40.00		128	66.3	138				
Naphthalene	27.54	5.0	20.00		138	58.6	135				S
o-Xylene	25.79	5.0	20.00		129	67.1	136				
Toluene	21.68	5.0	20.00		108	66.4	140				
Surr: 4-Bromofluorobenzene	52.54	0	50.00		105	70	130				
Surr: Dibromofluoromethane	53.89	0	50.00		108	70	130				
Surr: Toluene-d8	51.92	0	50.00		104	70	130				

Sample ID: **2104P33-003AMS** Client ID: Units: **ug/L** Prep Date: **04/23/2021** Run No: **452687**
SampleType: **MS** TestCode: **Oxygenates SW8260D** BatchID: **314215** Analysis Date: **04/26/2021** Seq No: **10348782**

Analyte	Result	RPT Limit	SPK value	SPK Ref Val	%REC	Low Limit	High Limit	RPD Ref Val	%RPD	RPD Limit	Qual
3,3-Dimethyl-1-butanol	406.4	100	500.0		81.3	60.1	130				
Ethanol	230.9	100	500.0		46.2	61.9	140				S
Ethyl tert-butyl ether	97.64	100	100.0		97.6	71.2	122				
Isopropyl ether	89.92	10	100.0		89.9	71	133				
tert-Amyl alcohol	414.2	100	500.0		82.8	69.7	140				
tert-Amyl methyl ether	99.42	10	100.0		99.4	70.1	126				
tert-Butyl Alcohol	520.0	100	500.0		104	67	140				
tert-Butyl formate	196.2	100	500.0		39.2	60	134				S

Sample ID: **2104P33-003ADUP** Client ID: Units: **ug/L** Prep Date: **04/23/2021** Run No: **452687**
SampleType: **DUP** TestCode: **Volatile Organic Compounds by GC/MS SW8260D** BatchID: **314215** Analysis Date: **04/26/2021** Seq No: **10348720**

Analyte	Result	RPT Limit	SPK value	SPK Ref Val	%REC	Low Limit	High Limit	RPD Ref Val	%RPD	RPD Limit	Qual

Qualifiers:

>	Greater than Result value	<	Less than Result value	B	Analyte detected in the associated method blank
BRL	Below reporting limit	E	Estimated (value above quantitation range)	H	Holding times for preparation or analysis exceeded
J	Estimated value detected below Reporting Limit	N	Analyte not NELAC certified	R	RPD outside limits due to matrix
Rpt Lim	Reporting Limit	S	Spike Recovery outside limits due to matrix		

Client: Terracon Consultants, Inc.
Project Name: Eddies Pit Stop
Workorder: 2104M10

ANALYTICAL QC SUMMARY REPORT

BatchID: 314215

Sample ID: **2104P33-003ADUP** Client ID: Units: **ug/L** Prep Date: **04/23/2021** Run No: **452687**
SampleType: **DUP** TestCode: **Volatile Organic Compounds by GC/MS SW8260D** BatchID: **314215** Analysis Date: **04/26/2021** Seq No: **10348720**

Analyte	Result	RPT Limit	SPK value	SPK Ref Val	%REC	Low Limit	High Limit	RPD Ref Val	%RPD	RPD Limit	Qual
1,2-Dichloroethane	BRL	5.0						0	0	30	
Benzene	BRL	5.0						0	0	30	
Ethylbenzene	BRL	5.0						0	0	30	
m,p-Xylene	BRL	5.0						0	0	30	
Methyl tert-butyl ether	BRL	5.0						0	0	30	
Naphthalene	BRL	5.0						0	0	30	
o-Xylene	BRL	5.0						0	0	30	
Toluene	BRL	5.0						0	0	30	
Surr: 4-Bromofluorobenzene	48.85	0	50.00		97.7	70	130	51.12	0	0	
Surr: Dibromofluoromethane	55.43	0	50.00		111	70	130	55.90	0	0	
Surr: Toluene-d8	51.47	0	50.00		103	70	130	52.02	0	0	

Sample ID: **2104P33-003ADUP** Client ID: Units: **ug/L** Prep Date: **04/23/2021** Run No: **452687**
SampleType: **DUP** TestCode: **Oxygenates SW8260D** BatchID: **314215** Analysis Date: **04/26/2021** Seq No: **10348783**

Analyte	Result	RPT Limit	SPK value	SPK Ref Val	%REC	Low Limit	High Limit	RPD Ref Val	%RPD	RPD Limit	Qual
3,3-Dimethyl-1-butanol	BRL	100						0	0	30	
Ethanol	BRL	100						0	0	30	
Ethyl tert-butyl ether	BRL	100						0	0	30	
Isopropyl ether	BRL	10						0	0	30	
tert-Amyl alcohol	BRL	100						0	0	30	
tert-Amyl methyl ether	BRL	10						0	0	30	
tert-Butyl Alcohol	BRL	100						0	0	30	
tert-Butyl formate	BRL	100						0	0	30	

Qualifiers:

>	Greater than Result value	<	Less than Result value	B	Analyte detected in the associated method blank
BRL	Below reporting limit	E	Estimated (value above quantitation range)	H	Holding times for preparation or analysis exceeded
J	Estimated value detected below Reporting Limit	N	Analyte not NELAC certified	R	RPD outside limits due to matrix
Rpt Lim	Reporting Limit	S	Spike Recovery outside limits due to matrix		

Client: Terracon Consultants, Inc.
Project Name: Eddies Pit Stop
Workorder: 2104M10

ANALYTICAL QC SUMMARY REPORT

BatchID: R452543

Sample ID: **MB-** Client ID: Units: **ug/L** Prep Date: Run No: **452543**
SampleType: **MBLK** TestCode: **Volatile Organic Compounds by GC/MS SW8260D** BatchID: **R452543** Analysis Date: **04/23/2021** Seq No: **10344833**

Analyte	Result	RPT Limit	SPK value	SPK Ref Val	%REC	Low Limit	High Limit	RPD Ref Val	%RPD	RPD Limit	Qual
1,2-Dichloroethane	4.800	5.00									J
Benzene	BRL	5.00									
Ethylbenzene	BRL	5.00									
m,p-Xylene	BRL	5.00									
Methyl tert-butyl ether	BRL	5.00									
Naphthalene	BRL	5.0									
o-Xylene	BRL	5.0									
Toluene	BRL	5.0									
Surr: 4-Bromofluorobenzene	52.88	0	50.00		106	70	130				
Surr: Dibromofluoromethane	56.49	0	50.00		113	70	130				
Surr: Toluene-d8	51.16	0	50.00		102	70	130				

Sample ID: **MB-** Client ID: Units: **ug/L** Prep Date: Run No: **452543**
SampleType: **MBLK** TestCode: **Volatile Organic Compounds by GC/MS SW8260D** BatchID: **R452543** Analysis Date: **04/26/2021** Seq No: **10348722**

Analyte	Result	RPT Limit	SPK value	SPK Ref Val	%REC	Low Limit	High Limit	RPD Ref Val	%RPD	RPD Limit	Qual
1,2-Dichloroethane	BRL	5.0									
Benzene	BRL	5.0									
Ethylbenzene	BRL	5.0									
m,p-Xylene	BRL	5.0									
Methyl tert-butyl ether	BRL	5.0									
Naphthalene	BRL	5.0									
o-Xylene	BRL	5.0									
Toluene	BRL	5.0									
Surr: 4-Bromofluorobenzene	53.93	0	50.00		108	70	130				
Surr: Dibromofluoromethane	60.45	0	50.00		121	70	130				
Surr: Toluene-d8	52.56	0	50.00		105	70	130				

Qualifiers:

>	Greater than Result value	<	Less than Result value	B	Analyte detected in the associated method blank
BRL	Below reporting limit	E	Estimated (value above quantitation range)	H	Holding times for preparation or analysis exceeded
J	Estimated value detected below Reporting Limit	N	Analyte not NELAC certified	R	RPD outside limits due to matrix
Rpt Lim	Reporting Limit	S	Spike Recovery outside limits due to matrix		

End of Report

ACCESS ANALYTICAL, INC.

ANALYTICAL REPORT

CLIENT:
Access Analytical, Inc.
7478 Carlisle St.
Irmo, SC 29063
ATTN: Ashley Amick

PROJECT:
EDDIES PIT STOP

DATE:
04.26.21

Primary Data Review By:

Bonnie Vary

Project Manager, Pace Analytical

Secondary Data Review By:

Ashley B. Amick

Project Manager, Access Analytical
aamick@axs-inc.com

Notes:

- Unless otherwise noted, all analysis on this report performed at Pace Analytical Services, Inc. For a list of analyzing locations and certifications, please see page 3 of included analytical report.

- Local support services for this project are provided by Access Analytical, Inc. Please direct all questions regarding this project to your Access Analytical project manager at 803-781-4243 or at the email address listed above.

Pace Analytical Services, LLC
9800 Kincey Ave. Suite 100
Huntersville, NC 28078
(704)875-9092

Ashley Amick
Access Analytical, Inc.
7478 Carlisle St.
Irmo, SC 29063

RE: Project: EDDIES PIT STOP
Pace Project No.: 92533988

Dear Ashley Amick:

Enclosed are the analytical results for sample(s) received by the laboratory on April 20, 2021. The results relate only to the samples included in this report. Results reported herein conform to the applicable TNI/NELAC Standards and the laboratory's Quality Manual, where applicable, unless otherwise noted in the body of the report.

The test results provided in this final report were generated by each of the following laboratories within the Pace Network:

- Pace Analytical Services - Charlotte

If you have any questions concerning this report, please feel free to contact me.

Sincerely,

Bonnie Vang
bonnie.vang@pacelabs.com
(704)875-9092
Project Manager

Enclosures

This report shall not be reproduced, except in full,
without the written consent of Pace Analytical Services, LLC.

Pace Analytical Services, LLC
9800 Kincey Ave. Suite 100
Huntersville, NC 28078
(704)875-9092

CERTIFICATIONS

Project: EDDIES PIT STOP
Pace Project No.: 92533988

Pace Analytical Services Charlotte
9800 Kincey Ave. Ste 100, Huntersville, NC 28078
Louisiana/NELAP Certification # LA170028
North Carolina Drinking Water Certification #: 37706
North Carolina Field Services Certification #: 5342
North Carolina Wastewater Certification #: 12
South Carolina Certification #: 99006001
Florida/NELAP Certification #: E87627
Kentucky UST Certification #: 84
Virginia/VELAP Certification #: 460221

This report shall not be reproduced, except in full,
without the written consent of Pace Analytical Services, LLC.

Pace Analytical Services, LLC
9800 Kincey Ave. Suite 100
Huntersville, NC 28078
(704)875-9092

SAMPLE SUMMARY

Project: EDDIES PIT STOP
Pace Project No.: 92533988

Lab ID	Sample ID	Matrix	Date Collected	Date Received
92533988001	**FIELD BLANK (WSW)**	Water	04/15/21 13:15	04/20/21 10:35
92533988002	**PW-1**	Water	04/15/21 13:20	04/20/21 10:35
92533988003	**PW-1 DUP**	Water	04/15/21 13:20	04/20/21 10:35
92533988004	**TRIP BLANK**	Water	04/15/21 13:25	04/20/21 10:35

This report shall not be reproduced, except in full,
without the written consent of Pace Analytical Services, LLC.

Pace Analytical Services, LLC
9800 Kincey Ave. Suite 100
Huntersville, NC 28078
(704)875-9092

SAMPLE ANALYTE COUNT

Project: EDDIES PIT STOP
Pace Project No.: 92533988

Lab ID	Sample ID	Method	Analysts	Analytes Reported	Laboratory
92533988001	**FIELD BLANK (WSW)**	EPA 504.1	HH	2	PASI-C
		EPA 524.2	LMB	9	PASI-C
		EPA 8260D	SAS	11	PASI-C
92533988002	**PW-1**	EPA 504.1	HH	2	PASI-C
		EPA 524.2	LMB	9	PASI-C
		EPA 8260D	SAS	11	PASI-C
92533988003	**PW-1 DUP**	EPA 504.1	HH	2	PASI-C
		EPA 524.2	LMB	9	PASI-C
		EPA 8260D	SAS	11	PASI-C
92533988004	**TRIP BLANK**	EPA 524.2	LMB	9	PASI-C
		EPA 8260D	BSH	11	PASI-C

PASI-C = Pace Analytical Services - Charlotte

This report shall not be reproduced, except in full,
without the written consent of Pace Analytical Services, LLC.

Pace Analytical Services, LLC
9800 Kincey Ave. Suite 100
Huntersville, NC 28078
(704)875-9092

SUMMARY OF DETECTION

Project: EDDIES PIT STOP
Pace Project No.: 92533988

Lab Sample ID / Method	Client Sample ID / Parameters	Result	Units	Report Limit	Analyzed	Qualifiers
92533988002	**PW-1**					
EPA 524.2	1,2-Dichloroethane	0.54	ug/L	0.50	04/20/21 19:16	
EPA 8260D	Diisopropyl ether	1.2	ug/L	1.0	04/21/21 16:57	
92533988003	**PW-1 DUP**					
EPA 524.2	1,2-Dichloroethane	0.59	ug/L	0.50	04/20/21 19:42	
EPA 8260D	Diisopropyl ether	1.3	ug/L	1.0	04/21/21 17:15	

This report shall not be reproduced, except in full,
without the written consent of Pace Analytical Services, LLC.

Pace Analytical Services, LLC
9800 Kincey Ave. Suite 100
Huntersville, NC 28078
(704)875-9092

PROJECT NARRATIVE

Project: EDDIES PIT STOP
Pace Project No.: 92533988

Method: **EPA 504.1**
Description: 504 GCS EDB and DBCP
Client: Access Analytical, Inc.
Date: April 26, 2021

General Information:
3 samples were analyzed for EPA 504.1 by Pace Analytical Services Charlotte. All samples were received in acceptable condition with any exceptions noted below or on the chain-of custody and/or the sample condition upon receipt form (SCUR) attached at the end of this report.

P4: Sample field preservation does not meet EPA or method recommendations for this analysis.
- FIELD BLANK (WSW) (Lab ID: 92533988001)
- PW-1 (Lab ID: 92533988002)
- PW-1 DUP (Lab ID: 92533988003)

Hold Time:
The samples were analyzed within the method required hold times with any exceptions noted below.

Sample Preparation:
The samples were prepared in accordance with EPA 504.1 with any exceptions noted below.

Initial Calibrations (including MS Tune as applicable):
All criteria were within method requirements with any exceptions noted below.

Continuing Calibration:
All criteria were within method requirements with any exceptions noted below.

Surrogates:
All surrogates were within QC limits with any exceptions noted below.

Method Blank:
All analytes were below the report limit in the method blank, where applicable, with any exceptions noted below.

Laboratory Control Spike:
All laboratory control spike compounds were within QC limits with any exceptions noted below.

Matrix Spikes:
All percent recoveries and relative percent differences (RPDs) were within acceptance criteria with any exceptions noted below.

Duplicate Sample:
All duplicate sample results were within method acceptance criteria with any exceptions noted below.

Additional Comments:

This report shall not be reproduced, except in full,
without the written consent of Pace Analytical Services, LLC.

Pace Analytical Services, LLC
9800 Kincey Ave. Suite 100
Huntersville, NC 28078
(704)875-9092

PROJECT NARRATIVE

Project: EDDIES PIT STOP
Pace Project No.: 92533988

Method: **EPA 524.2**
Description: 524.2 MSV SC List
Client: Access Analytical, Inc.
Date: April 26, 2021

General Information:
4 samples were analyzed for EPA 524.2 by Pace Analytical Services Charlotte. All samples were received in acceptable condition with any exceptions noted below or on the chain-of custody and/or the sample condition upon receipt form (SCUR) attached at the end of this report.

Hold Time:
The samples were analyzed within the method required hold times with any exceptions noted below.

Initial Calibrations (including MS Tune as applicable):
All criteria were within method requirements with any exceptions noted below.

Continuing Calibration:
All criteria were within method requirements with any exceptions noted below.

Internal Standards:
All internal standards were within QC limits with any exceptions noted below.

Surrogates:
All surrogates were within QC limits with any exceptions noted below.

Method Blank:
All analytes were below the report limit in the method blank, where applicable, with any exceptions noted below.

Laboratory Control Spike:
All laboratory control spike compounds were within QC limits with any exceptions noted below.

Matrix Spikes:
All percent recoveries and relative percent differences (RPDs) were within acceptance criteria with any exceptions noted below.

Additional Comments:

This report shall not be reproduced, except in full,
without the written consent of Pace Analytical Services, LLC.

Pace Analytical Services, LLC
9800 Kincey Ave. Suite 100
Huntersville, NC 28078
(704)875-9092

PROJECT NARRATIVE

Project: EDDIES PIT STOP
Pace Project No.: 92533988

Method: **EPA 8260D**
Description: 8260 MSV Low Level SC
Client: Access Analytical, Inc.
Date: April 26, 2021

General Information:
4 samples were analyzed for EPA 8260D by Pace Analytical Services Charlotte. All samples were received in acceptable condition with any exceptions noted below or on the chain-of custody and/or the sample condition upon receipt form (SCUR) attached at the end of this report.

Hold Time:
The samples were analyzed within the method required hold times with any exceptions noted below.

Initial Calibrations (including MS Tune as applicable):
All criteria were within method requirements with any exceptions noted below.

Continuing Calibration:
All criteria were within method requirements with any exceptions noted below.

QC Batch: 615156

v1: The continuing calibration verification was above the method acceptance limit. Any detection for the analyte in the associated samples may have a high bias.

- BLANK (Lab ID: 3237185)
  - tert-Butyl Formate
- FIELD BLANK (WSW) (Lab ID: 92533988001)
  - tert-Butyl Formate
- LCS (Lab ID: 3237186)
  - tert-Butyl Formate
- PW-1 (Lab ID: 92533988002)
  - tert-Butyl Formate
- PW-1 DUP (Lab ID: 92533988003)
  - tert-Butyl Formate

Internal Standards:
All internal standards were within QC limits with any exceptions noted below.

Surrogates:
All surrogates were within QC limits with any exceptions noted below.

Method Blank:
All analytes were below the report limit in the method blank, where applicable, with any exceptions noted below.

Laboratory Control Spike:
All laboratory control spike compounds were within QC limits with any exceptions noted below.

Matrix Spikes:
All percent recoveries and relative percent differences (RPDs) were within acceptance criteria with any exceptions noted below.

This report shall not be reproduced, except in full,
without the written consent of Pace Analytical Services, LLC.

Pace Analytical Services, LLC
9800 Kincey Ave. Suite 100
Huntersville, NC 28078
(704)875-9092

PROJECT NARRATIVE

Project: EDDIES PIT STOP
Pace Project No.: 92533988

Method: **EPA 8260D**
Description: 8260 MSV Low Level SC
Client: Access Analytical, Inc.
Date: April 26, 2021

QC Batch: 615156

A matrix spike and/or matrix spike duplicate (MS/MSD) were performed on the following sample(s): 92534254005

M1: Matrix spike recovery exceeded QC limits. Batch accepted based on laboratory control sample (LCS) recovery.

- MSD (Lab ID: 3237188)
  - Ethanol

R1: RPD value was outside control limits.

- MSD (Lab ID: 3237188)
  - Ethanol

Additional Comments:

Analyte Comments:

QC Batch: 615156

E: Analyte concentration exceeded the calibration range. The reported result is estimated.

- MSD (Lab ID: 3237188)
  - Ethanol

This data package has been reviewed for quality and completeness and is approved for release.

This report shall not be reproduced, except in full,
without the written consent of Pace Analytical Services, LLC.

Pace Analytical Services, LLC
9800 Kincey Ave. Suite 100
Huntersville, NC 28078
(704)875-9092

ANALYTICAL RESULTS

Project: EDDIES PIT STOP
Pace Project No.: 92533988

Sample: FIELD BLANK (WSW) **Lab ID: 92533988001** Collected: 04/15/21 13:15 Received: 04/20/21 10:35 Matrix: Water

Parameters	Results	Units	PQL	MDL	DF	Prepared	Analyzed	CAS No.	Qual
504 GCS EDB and DBCP	Analytical Method: EPA 504.1 Preparation Method: EPA 504.1								
	Pace Analytical Services - Charlotte								
1,2-Dibromoethane (EDB)	**0.012U**	ug/L	0.019	0.012	1	04/23/21 09:31	04/23/21 16:34	106-93-4	
Surrogates									
1-Chloro-2-bromopropane (S)	100	%	70-130		1	04/23/21 09:31	04/23/21 16:34	301-79-56	P4
524.2 MSV SC List	Analytical Method: EPA 524.2								
	Pace Analytical Services - Charlotte								
Benzene	**0.21U**	ug/L	0.50	0.21	1		04/20/21 17:57	71-43-2	
1,2-Dichloroethane	**0.16U**	ug/L	0.50	0.16	1		04/20/21 17:57	107-06-2	
Ethylbenzene	**0.22U**	ug/L	0.50	0.22	1		04/20/21 17:57	100-41-4	
Methyl-tert-butyl ether	**0.14U**	ug/L	0.50	0.14	1		04/20/21 17:57	1634-04-4	
Naphthalene	**0.35U**	ug/L	0.50	0.35	1		04/20/21 17:57	91-20-3	
Toluene	**0.20U**	ug/L	0.50	0.20	1		04/20/21 17:57	108-88-3	
Xylene (Total)	**0.22U**	ug/L	0.50	0.22	1		04/20/21 17:57	1330-20-7	
Surrogates									
1,2-Dichlorobenzene-d4 (S)	109	%	70-130		1		04/20/21 17:57	2199-69-1	
4-Bromofluorobenzene (S)	102	%	70-130		1		04/20/21 17:57	460-00-4	
8260 MSV Low Level SC	Analytical Method: EPA 8260D								
	Pace Analytical Services - Charlotte								
tert-Amyl Alcohol	**36.4U**	ug/L	100	36.4	1		04/21/21 13:11	75-85-4	
tert-Amylmethyl ether	**2.7U**	ug/L	10.0	2.7	1		04/21/21 13:11	994-05-8	
3,3-Dimethyl-1-Butanol	**51.9U**	ug/L	100	51.9	1		04/21/21 13:11	624-95-3	
tert-Butyl Alcohol	**26.8U**	ug/L	100	26.8	1		04/21/21 13:11	75-65-0	
tert-Butyl Formate	**29.4U**	ug/L	50.0	29.4	1		04/21/21 13:11	762-75-4	IH,v1
Diisopropyl ether	**0.31U**	ug/L	1.0	0.31	1		04/21/21 13:11	108-20-3	
Ethanol	**72.2U**	ug/L	200	72.2	1		04/21/21 13:11	64-17-5	
Ethyl-tert-butyl ether	**3.2U**	ug/L	10.0	3.2	1		04/21/21 13:11	637-92-3	
Surrogates									
4-Bromofluorobenzene (S)	96	%	70-130		1		04/21/21 13:11	460-00-4	
1,2-Dichloroethane-d4 (S)	93	%	70-130		1		04/21/21 13:11	17060-07-0	
Toluene-d8 (S)	105	%	70-130		1		04/21/21 13:11	2037-26-5	

REPORT OF LABORATORY ANALYSIS

This report shall not be reproduced, except in full,
without the written consent of Pace Analytical Services, LLC.

Pace Analytical Services, LLC
9800 Kincey Ave. Suite 100
Huntersville, NC 28078
(704)875-9092

ANALYTICAL RESULTS

Project: EDDIES PIT STOP
Pace Project No.: 92533988

Sample: PW-1 **Lab ID: 92533988002** Collected: 04/15/21 13:20 Received: 04/20/21 10:35 Matrix: Water

Parameters	Results	Units	PQL	MDL	DF	Prepared	Analyzed	CAS No.	Qual
504 GCS EDB and DBCP	Analytical Method: EPA 504.1 Preparation Method: EPA 504.1								
	Pace Analytical Services - Charlotte								
1,2-Dibromoethane (EDB)	**0.014U**	ug/L	0.022	0.014	1	04/23/21 09:31	04/23/21 16:50	106-93-4	
Surrogates									
1-Chloro-2-bromopropane (S)	100	%	70-130		1	04/23/21 09:31	04/23/21 16:50	301-79-56	P4
524.2 MSV SC List	Analytical Method: EPA 524.2								
	Pace Analytical Services - Charlotte								
Benzene	**0.21U**	ug/L	0.50	0.21	1		04/20/21 19:16	71-43-2	
1,2-Dichloroethane	**0.54**	ug/L	0.50	0.16	1		04/20/21 19:16	107-06-2	
Ethylbenzene	**0.22U**	ug/L	0.50	0.22	1		04/20/21 19:16	100-41-4	
Methyl-tert-butyl ether	**0.14U**	ug/L	0.50	0.14	1		04/20/21 19:16	1634-04-4	
Naphthalene	**0.35U**	ug/L	0.50	0.35	1		04/20/21 19:16	91-20-3	
Toluene	**0.20U**	ug/L	0.50	0.20	1		04/20/21 19:16	108-88-3	
Xylene (Total)	**0.22U**	ug/L	0.50	0.22	1		04/20/21 19:16	1330-20-7	
Surrogates									
1,2-Dichlorobenzene-d4 (S)	109	%	70-130		1		04/20/21 19:16	2199-69-1	
4-Bromofluorobenzene (S)	103	%	70-130		1		04/20/21 19:16	460-00-4	
8260 MSV Low Level SC	Analytical Method: EPA 8260D								
	Pace Analytical Services - Charlotte								
tert-Amyl Alcohol	**36.4U**	ug/L	100	36.4	1		04/21/21 16:57	75-85-4	
tert-Amylmethyl ether	**2.7U**	ug/L	10.0	2.7	1		04/21/21 16:57	994-05-8	
3,3-Dimethyl-1-Butanol	**51.9U**	ug/L	100	51.9	1		04/21/21 16:57	624-95-3	
tert-Butyl Alcohol	**26.8U**	ug/L	100	26.8	1		04/21/21 16:57	75-65-0	
tert-Butyl Formate	**29.4U**	ug/L	50.0	29.4	1		04/21/21 16:57	762-75-4	IH,v1
Diisopropyl ether	**1.2**	ug/L	1.0	0.31	1		04/21/21 16:57	108-20-3	
Ethanol	**72.2U**	ug/L	200	72.2	1		04/21/21 16:57	64-17-5	
Ethyl-tert-butyl ether	**3.2U**	ug/L	10.0	3.2	1		04/21/21 16:57	637-92-3	
Surrogates									
4-Bromofluorobenzene (S)	95	%	70-130		1		04/21/21 16:57	460-00-4	
1,2-Dichloroethane-d4 (S)	92	%	70-130		1		04/21/21 16:57	17060-07-0	
Toluene-d8 (S)	104	%	70-130		1		04/21/21 16:57	2037-26-5	

REPORT OF LABORATORY ANALYSIS

This report shall not be reproduced, except in full,
without the written consent of Pace Analytical Services, LLC.

Pace Analytical Services, LLC
9800 Kincey Ave. Suite 100
Huntersville, NC 28078
(704)875-9092

ANALYTICAL RESULTS

Project: EDDIES PIT STOP
Pace Project No.: 92533988

Sample: PW-1 DUP **Lab ID: 92533988003** Collected: 04/15/21 13:20 Received: 04/20/21 10:35 Matrix: Water

Parameters	Results	Units	PQL	MDL	DF	Prepared	Analyzed	CAS No.	Qual
504 GCS EDB and DBCP	Analytical Method: EPA 504.1 Preparation Method: EPA 504.1								
	Pace Analytical Services - Charlotte								
1,2-Dibromoethane (EDB)	**0.012U**	ug/L	0.019	0.012	1	04/23/21 09:31	04/23/21 17:05	106-93-4	
Surrogates									
1-Chloro-2-bromopropane (S)	103	%	70-130		1	04/23/21 09:31	04/23/21 17:05	301-79-56	P4
524.2 MSV SC List	Analytical Method: EPA 524.2								
	Pace Analytical Services - Charlotte								
Benzene	**0.21U**	ug/L	0.50	0.21	1		04/20/21 19:42	71-43-2	
1,2-Dichloroethane	**0.59**	ug/L	0.50	0.16	1		04/20/21 19:42	107-06-2	
Ethylbenzene	**0.22U**	ug/L	0.50	0.22	1		04/20/21 19:42	100-41-4	
Methyl-tert-butyl ether	**0.14U**	ug/L	0.50	0.14	1		04/20/21 19:42	1634-04-4	
Naphthalene	**0.35U**	ug/L	0.50	0.35	1		04/20/21 19:42	91-20-3	
Toluene	**0.20U**	ug/L	0.50	0.20	1		04/20/21 19:42	108-88-3	
Xylene (Total)	**0.22U**	ug/L	0.50	0.22	1		04/20/21 19:42	1330-20-7	
Surrogates									
1,2-Dichlorobenzene-d4 (S)	110	%	70-130		1		04/20/21 19:42	2199-69-1	
4-Bromofluorobenzene (S)	104	%	70-130		1		04/20/21 19:42	460-00-4	
8260 MSV Low Level SC	Analytical Method: EPA 8260D								
	Pace Analytical Services - Charlotte								
tert-Amyl Alcohol	**36.4U**	ug/L	100	36.4	1		04/21/21 17:15	75-85-4	
tert-Amylmethyl ether	**2.7U**	ug/L	10.0	2.7	1		04/21/21 17:15	994-05-8	
3,3-Dimethyl-1-Butanol	**51.9U**	ug/L	100	51.9	1		04/21/21 17:15	624-95-3	
tert-Butyl Alcohol	**26.8U**	ug/L	100	26.8	1		04/21/21 17:15	75-65-0	
tert-Butyl Formate	**29.4U**	ug/L	50.0	29.4	1		04/21/21 17:15	762-75-4	IH,v1
Diisopropyl ether	**1.3**	ug/L	1.0	0.31	1		04/21/21 17:15	108-20-3	
Ethanol	**72.2U**	ug/L	200	72.2	1		04/21/21 17:15	64-17-5	
Ethyl-tert-butyl ether	**3.2U**	ug/L	10.0	3.2	1		04/21/21 17:15	637-92-3	
Surrogates									
4-Bromofluorobenzene (S)	95	%	70-130		1		04/21/21 17:15	460-00-4	
1,2-Dichloroethane-d4 (S)	93	%	70-130		1		04/21/21 17:15	17060-07-0	
Toluene-d8 (S)	104	%	70-130		1		04/21/21 17:15	2037-26-5	

This report shall not be reproduced, except in full,
without the written consent of Pace Analytical Services, LLC.

Pace Analytical Services, LLC
9800 Kincey Ave. Suite 100
Huntersville, NC 28078
(704)875-9092

ANALYTICAL RESULTS

Project: EDDIES PIT STOP
Pace Project No.: 92533988

Sample: TRIP BLANK **Lab ID: 92533988004** Collected: 04/15/21 13:25 Received: 04/20/21 10:35 Matrix: Water

Parameters	Results	Units	PQL	MDL	DF	Prepared	Analyzed	CAS No.	Qual
524.2 MSV SC List	Analytical Method: EPA 524.2								
	Pace Analytical Services - Charlotte								
Benzene	**0.21U**	ug/L	0.50	0.21	1		04/21/21 15:24	71-43-2	
1,2-Dichloroethane	**0.16U**	ug/L	0.50	0.16	1		04/21/21 15:24	107-06-2	
Ethylbenzene	**0.22U**	ug/L	0.50	0.22	1		04/21/21 15:24	100-41-4	
Methyl-tert-butyl ether	**0.14U**	ug/L	0.50	0.14	1		04/21/21 15:24	1634-04-4	
Naphthalene	**0.35U**	ug/L	0.50	0.35	1		04/21/21 15:24	91-20-3	
Toluene	**0.20U**	ug/L	0.50	0.20	1		04/21/21 15:24	108-88-3	
Xylene (Total)	**0.22U**	ug/L	0.50	0.22	1		04/21/21 15:24	1330-20-7	
Surrogates									
1,2-Dichlorobenzene-d4 (S)	110	%	70-130		1		04/21/21 15:24	2199-69-1	HS
4-Bromofluorobenzene (S)	104	%	70-130		1		04/21/21 15:24	460-00-4	
8260 MSV Low Level SC	Analytical Method: EPA 8260D								
	Pace Analytical Services - Charlotte								
tert-Amyl Alcohol	**36.4U**	ug/L	100	36.4	1		04/23/21 00:23	75-85-4	
tert-Amylmethyl ether	**2.7U**	ug/L	10.0	2.7	1		04/23/21 00:23	994-05-8	
3,3-Dimethyl-1-Butanol	**51.9U**	ug/L	100	51.9	1		04/23/21 00:23	624-95-3	
tert-Butyl Alcohol	**26.8U**	ug/L	100	26.8	1		04/23/21 00:23	75-65-0	
tert-Butyl Formate	**29.4U**	ug/L	50.0	29.4	1		04/23/21 00:23	762-75-4	
Diisopropyl ether	**0.31U**	ug/L	1.0	0.31	1		04/23/21 00:23	108-20-3	
Ethanol	**72.2U**	ug/L	200	72.2	1		04/23/21 00:23	64-17-5	
Ethyl-tert-butyl ether	**3.2U**	ug/L	10.0	3.2	1		04/23/21 00:23	637-92-3	
Surrogates									
4-Bromofluorobenzene (S)	106	%	70-130		1		04/23/21 00:23	460-00-4	
1,2-Dichloroethane-d4 (S)	119	%	70-130		1		04/23/21 00:23	17060-07-0	
Toluene-d8 (S)	103	%	70-130		1		04/23/21 00:23	2037-26-5	

REPORT OF LABORATORY ANALYSIS

This report shall not be reproduced, except in full,
without the written consent of Pace Analytical Services, LLC.

Pace Analytical Services, LLC
9800 Kincey Ave. Suite 100
Huntersville, NC 28078
(704)875-9092

QUALITY CONTROL DATA

Project: EDDIES PIT STOP
Pace Project No.: 92533988

QC Batch: 614956
QC Batch Method: EPA 524.2
Analysis Method: EPA 524.2
Analysis Description: 524.2 MSV
Laboratory: Pace Analytical Services - Charlotte
Associated Lab Samples: 92533988001, 92533988002, 92533988003

METHOD BLANK: 3236131 Matrix: Water
Associated Lab Samples: 92533988001, 92533988002, 92533988003

Parameter	Units	Blank Result	Reporting Limit	MDL	Analyzed	Qualifiers
1,2-Dichloroethane	ug/L	0.16U	0.50	0.16	04/20/21 15:47	
Benzene	ug/L	0.21U	0.50	0.21	04/20/21 15:47	
Ethylbenzene	ug/L	0.22U	0.50	0.22	04/20/21 15:47	
Methyl-tert-butyl ether	ug/L	0.14U	0.50	0.14	04/20/21 15:47	
Naphthalene	ug/L	0.35U	0.50	0.35	04/20/21 15:47	
Toluene	ug/L	0.20U	0.50	0.20	04/20/21 15:47	
Xylene (Total)	ug/L	0.22U	0.50	0.22	04/20/21 15:47	
1,2-Dichlorobenzene-d4 (S)	%	101	70-130		04/20/21 15:47	
4-Bromofluorobenzene (S)	%	96	70-130		04/20/21 15:47	

LABORATORY CONTROL SAMPLE: 3236132

Parameter	Units	Spike Conc.	LCS Result	LCS % Rec	% Rec Limits	Qualifiers
1,2-Dichloroethane	ug/L	20	22.5	113	70-130	
Benzene	ug/L	20	20.8	104	70-130	
Ethylbenzene	ug/L	20	21.7	108	70-130	
Methyl-tert-butyl ether	ug/L	20	20.5	103	70-130	
Naphthalene	ug/L	20	21.5	107	70-130	
Toluene	ug/L	20	21.8	109	70-130	
Xylene (Total)	ug/L	60	65.5	109		
1,2-Dichlorobenzene-d4 (S)	%			117	70-130	
4-Bromofluorobenzene (S)	%			115	70-130	

Results presented on this page are in the units indicated by the "Units" column except where an alternate unit is presented to the right of the result.

REPORT OF LABORATORY ANALYSIS

This report shall not be reproduced, except in full,
without the written consent of Pace Analytical Services, LLC.

Pace Analytical Services, LLC
9800 Kincey Ave. Suite 100
Huntersville, NC 28078
(704)875-9092

QUALITY CONTROL DATA

Project: EDDIES PIT STOP
Pace Project No.: 92533988

QC Batch: 615239
QC Batch Method: EPA 524.2
Analysis Method: EPA 524.2
Analysis Description: 524.2 MSV
Laboratory: Pace Analytical Services - Charlotte

Associated Lab Samples: 92533988004

METHOD BLANK: 3237666 Matrix: Water
Associated Lab Samples: 92533988004

Parameter	Units	Blank Result	Reporting Limit	MDL	Analyzed	Qualifiers
1,2-Dichloroethane	ug/L	0.16U	0.50	0.16	04/21/21 14:58	
Benzene	ug/L	0.21U	0.50	0.21	04/21/21 14:58	
Ethylbenzene	ug/L	0.22U	0.50	0.22	04/21/21 14:58	
Methyl-tert-butyl ether	ug/L	0.14U	0.50	0.14	04/21/21 14:58	
Naphthalene	ug/L	0.35U	0.50	0.35	04/21/21 14:58	
Toluene	ug/L	0.20U	0.50	0.20	04/21/21 14:58	
Xylene (Total)	ug/L	0.22U	0.50	0.22	04/21/21 14:58	
1,2-Dichlorobenzene-d4 (S)	%	113	70-130		04/21/21 14:58	
4-Bromofluorobenzene (S)	%	106	70-130		04/21/21 14:58	

LABORATORY CONTROL SAMPLE: 3237667

Parameter	Units	Spike Conc.	LCS Result	LCS % Rec	% Rec Limits	Qualifiers
1,2-Dichloroethane	ug/L	20	22.3	112	70-130	
Benzene	ug/L	20	20.7	103	70-130	
Ethylbenzene	ug/L	20	21.1	105	70-130	
Methyl-tert-butyl ether	ug/L	20	19.9	99	70-130	
Naphthalene	ug/L	20	20.3	101	70-130	
Toluene	ug/L	20	20.9	105	70-130	
Xylene (Total)	ug/L	60	65.5	109		
1,2-Dichlorobenzene-d4 (S)	%			119	70-130	
4-Bromofluorobenzene (S)	%			117	70-130	

Results presented on this page are in the units indicated by the "Units" column except where an alternate unit is presented to the right of the result.

REPORT OF LABORATORY ANALYSIS

This report shall not be reproduced, except in full,
without the written consent of Pace Analytical Services, LLC.

Pace Analytical Services, LLC
9800 Kincey Ave. Suite 100
Huntersville, NC 28078
(704)875-9092

QUALITY CONTROL DATA

Project: EDDIES PIT STOP
Pace Project No.: 92533988

QC Batch: 615156
QC Batch Method: EPA 8260D
Analysis Method: EPA 8260D
Analysis Description: 8260 MSV Low Level SC
Laboratory: Pace Analytical Services - Charlotte
Associated Lab Samples: 92533988001, 92533988002, 92533988003

METHOD BLANK: 3237185 Matrix: Water
Associated Lab Samples: 92533988001, 92533988002, 92533988003

Parameter	Units	Blank Result	Reporting Limit	MDL	Analyzed	Qualifiers
3,3-Dimethyl-1-Butanol	ug/L	51.9U	100	51.9	04/21/21 11:26	
Diisopropyl ether	ug/L	0.31U	1.0	0.31	04/21/21 11:26	
Ethanol	ug/L	72.2U	200	72.2	04/21/21 11:26	
Ethyl-tert-butyl ether	ug/L	3.2U	10.0	3.2	04/21/21 11:26	
tert-Amyl Alcohol	ug/L	36.4U	100	36.4	04/21/21 11:26	
tert-Amylmethyl ether	ug/L	2.7U	10.0	2.7	04/21/21 11:26	
tert-Butyl Alcohol	ug/L	26.8U	100	26.8	04/21/21 11:26	
tert-Butyl Formate	ug/L	29.4U	50.0	29.4	04/21/21 11:26	IH,v1
1,2-Dichloroethane-d4 (S)	%	94	70-130		04/21/21 11:26	
4-Bromofluorobenzene (S)	%	98	70-130		04/21/21 11:26	
Toluene-d8 (S)	%	104	70-130		04/21/21 11:26	

LABORATORY CONTROL SAMPLE: 3237186

Parameter	Units	Spike Conc.	LCS Result	LCS % Rec	% Rec Limits	Qualifiers
3,3-Dimethyl-1-Butanol	ug/L	1000	974	97	70-130	
Diisopropyl ether	ug/L	50	46.1	92	70-130	
Ethanol	ug/L	2000	1560	78	70-130	
Ethyl-tert-butyl ether	ug/L	100	90.5	91	70-130	
tert-Amyl Alcohol	ug/L	1000	1070	107	70-130	
tert-Amylmethyl ether	ug/L	100	100	100	70-130	
tert-Butyl Alcohol	ug/L	500	458	92	70-130	
tert-Butyl Formate	ug/L	400	507	127	70-130	IH,v1
1,2-Dichloroethane-d4 (S)	%			96	70-130	
4-Bromofluorobenzene (S)	%			95	70-130	
Toluene-d8 (S)	%			92	70-130	

MATRIX SPIKE & MATRIX SPIKE DUPLICATE: 3237187 3237188

Parameter	Units	92534254005 Result	MS Spike Conc.	MSD Spike Conc.	MS Result	MSD Result	MS % Rec	MSD % Rec	% Rec Limits	RPD	Max RPD	Qual
3,3-Dimethyl-1-Butanol	ug/L	ND	80000	80000	77800	86500	97	108	39-157	11	30	
Diisopropyl ether	ug/L	188J	4000	4000	4160	4400	99	105	63-144	6	30	
Ethanol	ug/L	1270000	160000	160000	1530000	2230000	163	600	39-176	37	30	E,M1, R1
Ethyl-tert-butyl ether	ug/L	ND	8000	8000	8200	8430	102	105	66-137	3	30	
tert-Amyl Alcohol	ug/L	ND	80000	80000	77300	83300	97	104	54-153	7	30	

Results presented on this page are in the units indicated by the "Units" column except where an alternate unit is presented to the right of the result.

REPORT OF LABORATORY ANALYSIS

This report shall not be reproduced, except in full,
without the written consent of Pace Analytical Services, LLC.

Pace Analytical Services, LLC
9800 Kincey Ave. Suite 100
Huntersville, NC 28078
(704)875-9092

QUALITY CONTROL DATA

Project: EDDIES PIT STOP
Pace Project No.: 92533988

MATRIX SPIKE & MATRIX SPIKE DUPLICATE: 3237187 3237188

Parameter	Units	92534254005 Result	MS Spike Conc.	MSD Spike Conc.	MS Result	MSD Result	MS % Rec	MSD % Rec	% Rec Limits	RPD	Max RPD	Qual
tert-Amylmethyl ether	ug/L	ND	8000	8000	8050	8410	101	105	69-139	4	30	
tert-Butyl Alcohol	ug/L	ND	40000	40000	37400	40100	94	100	43-188	7	30	
tert-Butyl Formate	ug/L	ND	32000	32000	30400	30600	95	96	10-170	1	30	
1,2-Dichloroethane-d4 (S)	%						104	99	70-130			
4-Bromofluorobenzene (S)	%						96	100	70-130			
Toluene-d8 (S)	%						97	98	70-130			

Results presented on this page are in the units indicated by the "Units" column except where an alternate unit is presented to the right of the result.

REPORT OF LABORATORY ANALYSIS

This report shall not be reproduced, except in full,
without the written consent of Pace Analytical Services, LLC.

Pace Analytical Services, LLC
9800 Kincey Ave. Suite 100
Huntersville, NC 28078
(704)875-9092

QUALITY CONTROL DATA

Project: EDDIES PIT STOP
Pace Project No.: 92533988

QC Batch: 615558
QC Batch Method: EPA 8260D
Analysis Method: EPA 8260D
Analysis Description: 8260 MSV Low Level SC
Laboratory: Pace Analytical Services - Charlotte

Associated Lab Samples: 92533988004

METHOD BLANK: 3239276 Matrix: Water
Associated Lab Samples: 92533988004

Parameter	Units	Blank Result	Reporting Limit	MDL	Analyzed	Qualifiers
3,3-Dimethyl-1-Butanol	ug/L	51.9U	100	51.9	04/22/21 23:29	
Diisopropyl ether	ug/L	0.31U	1.0	0.31	04/22/21 23:29	
Ethanol	ug/L	72.2U	200	72.2	04/22/21 23:29	
Ethyl-tert-butyl ether	ug/L	3.2U	10.0	3.2	04/22/21 23:29	
tert-Amyl Alcohol	ug/L	36.4U	100	36.4	04/22/21 23:29	
tert-Amylmethyl ether	ug/L	2.7U	10.0	2.7	04/22/21 23:29	
tert-Butyl Alcohol	ug/L	26.8U	100	26.8	04/22/21 23:29	
tert-Butyl Formate	ug/L	29.4U	50.0	29.4	04/22/21 23:29	
1,2-Dichloroethane-d4 (S)	%	117	70-130		04/22/21 23:29	
4-Bromofluorobenzene (S)	%	104	70-130		04/22/21 23:29	
Toluene-d8 (S)	%	103	70-130		04/22/21 23:29	

LABORATORY CONTROL SAMPLE: 3239277

Parameter	Units	Spike Conc.	LCS Result	LCS % Rec	% Rec Limits	Qualifiers
3,3-Dimethyl-1-Butanol	ug/L	1000	1210	121	70-130	
Diisopropyl ether	ug/L	50	59.9	120	70-130	
Ethanol	ug/L	2000	2460	123	70-130	
Ethyl-tert-butyl ether	ug/L	100	121	121	70-130	
tert-Amyl Alcohol	ug/L	1000	1160	116	70-130	
tert-Amylmethyl ether	ug/L	100	113	113	70-130	
tert-Butyl Alcohol	ug/L	500	608	122	70-130	
tert-Butyl Formate	ug/L	400	480	120	70-130	
1,2-Dichloroethane-d4 (S)	%			105	70-130	
4-Bromofluorobenzene (S)	%			103	70-130	
Toluene-d8 (S)	%			101	70-130	

MATRIX SPIKE & MATRIX SPIKE DUPLICATE: 3239278 3239279

Parameter	Units	92534013002 Result	MS Spike Conc.	MSD Spike Conc.	MS Result	MSD Result	MS % Rec	MSD % Rec	% Rec Limits	RPD	Max RPD	Qual
3,3-Dimethyl-1-Butanol	ug/L	ND	8000	8000	7280	8160	91	102	39-157	11	30	
Diisopropyl ether	ug/L	ND	400	400	424	451	105	112	63-144	6	30	
Ethanol	ug/L	ND	16000	16000	17300	18000	108	113	39-176	4	30	
Ethyl-tert-butyl ether	ug/L	ND	800	800	870	914	105	111	66-137	5	30	
tert-Amyl Alcohol	ug/L	1820J	8000	8000	9510	10500	96	108	54-153	9	30	
tert-Amylmethyl ether	ug/L	ND	800	800	816	874	102	109	69-139	7	30	

Results presented on this page are in the units indicated by the "Units" column except where an alternate unit is presented to the right of the result.

REPORT OF LABORATORY ANALYSIS

This report shall not be reproduced, except in full,
without the written consent of Pace Analytical Services, LLC.

Pace Analytical Services, LLC
9800 Kincey Ave. Suite 100
Huntersville, NC 28078
(704)875-9092

QUALITY CONTROL DATA

Project: EDDIES PIT STOP
Pace Project No.: 92533988

MATRIX SPIKE & MATRIX SPIKE DUPLICATE: 3239278 3239279

Parameter	Units	92534013002 Result	MS Spike Conc.	MSD Spike Conc.	MS Result	MSD Result	MS % Rec	MSD % Rec	% Rec Limits	RPD	Max RPD	Qual
tert-Butyl Alcohol	ug/L	1370J	4000	4000	5140	5660	94	107	43-188	10	30	
tert-Butyl Formate	ug/L	ND	3200	3200	3000	3230	94	101	10-170	7	30	
1,2-Dichloroethane-d4 (S)	%						105	102	70-130			
4-Bromofluorobenzene (S)	%						95	93	70-130			
Toluene-d8 (S)	%						98	98	70-130			

Results presented on this page are in the units indicated by the "Units" column except where an alternate unit is presented to the right of the result.

REPORT OF LABORATORY ANALYSIS

This report shall not be reproduced, except in full,
without the written consent of Pace Analytical Services, LLC.

Pace Analytical Services, LLC
9800 Kincey Ave. Suite 100
Huntersville, NC 28078
(704)875-9092

QUALITY CONTROL DATA

Project: EDDIES PIT STOP
Pace Project No.: 92533988

QC Batch: 615763
QC Batch Method: EPA 504.1
Analysis Method: EPA 504.1
Analysis Description: GCS 504 EDB DBCP
Laboratory: Pace Analytical Services - Charlotte
Associated Lab Samples: 92533988001, 92533988002, 92533988003

METHOD BLANK: 3240227 Matrix: Water
Associated Lab Samples: 92533988001, 92533988002, 92533988003

Parameter	Units	Blank Result	Reporting Limit	MDL	Analyzed	Qualifiers
1,2-Dibromoethane (EDB)	ug/L	0.013U	0.020	0.013	04/23/21 15:48	
1-Chloro-2-bromopropane (S)	%	93	70-130		04/23/21 15:48	

LABORATORY CONTROL SAMPLE & LCSD: 3240228 3240229

Parameter	Units	Spike Conc.	LCS Result	LCSD Result	LCS % Rec	LCSD % Rec	% Rec Limits	RPD	Max RPD	Qualifiers
1,2-Dibromoethane (EDB)	ug/L	0.25	0.26	0.27	102	106	70-130	5	20	
1-Chloro-2-bromopropane (S)	%				105	106	70-130			

MATRIX SPIKE & MATRIX SPIKE DUPLICATE: 3240231 3240232

Parameter	Units	92534513019 Result	MS Spike Conc.	MSD Spike Conc.	MS Result	MSD Result	MS % Rec	MSD % Rec	% Rec Limits	RPD	Max RPD	Qual
1,2-Dibromoethane (EDB)	ug/L	ND	0.25	0.25	0.30	0.29	119	118	65-135	1	20	
1-Chloro-2-bromopropane (S)	%						116	114	70-130			

SAMPLE DUPLICATE: 3240230

Parameter	Units	92534513018 Result	Dup Result	RPD	Max RPD	Qualifiers
1,2-Dibromoethane (EDB)	ug/L	ND	0.013U		20	
1-Chloro-2-bromopropane (S)	%	104	103			

Results presented on this page are in the units indicated by the "Units" column except where an alternate unit is presented to the right of the result.

REPORT OF LABORATORY ANALYSIS

This report shall not be reproduced, except in full,
without the written consent of Pace Analytical Services, LLC.

Pace Analytical Services, LLC
9800 Kincey Ave. Suite 100
Huntersville, NC 28078
(704)875-9092

QUALIFIERS

Project: EDDIES PIT STOP
Pace Project No.: 92533988

DEFINITIONS

DF - Dilution Factor, if reported, represents the factor applied to the reported data due to dilution of the sample aliquot.

ND - Not Detected at or above adjusted reporting limit.

TNTC - Too Numerous To Count

J - Estimated concentration above the adjusted method detection limit and below the adjusted reporting limit.

MDL - Adjusted Method Detection Limit.

PQL - Practical Quantitation Limit.

RL - Reporting Limit - The lowest concentration value that meets project requirements for quantitative data with known precision and bias for a specific analyte in a specific matrix.

S - Surrogate

1,2-Diphenylhydrazine decomposes to and cannot be separated from Azobenzene using Method 8270. The result for each analyte is a combined concentration.

Consistent with EPA guidelines, unrounded data are displayed and have been used to calculate % recovery and RPD values.

LCS(D) - Laboratory Control Sample (Duplicate)

MS(D) - Matrix Spike (Duplicate)

DUP - Sample Duplicate

RPD - Relative Percent Difference

NC - Not Calculable.

SG - Silica Gel - Clean-Up

U - Indicates the compound was analyzed for, but not detected.

Acid preservation may not be appropriate for 2 Chloroethylvinyl ether.

A separate vial preserved to a pH of 4-5 is recommended in SW846 Chapter 4 for the analysis of Acrolein and Acrylonitrile by EPA Method 8260.

N-Nitrosodiphenylamine decomposes and cannot be separated from Diphenylamine using Method 8270. The result reported for each analyte is a combined concentration.

Pace Analytical is TNI accredited. Contact your Pace PM for the current list of accredited analytes.

TNI - The NELAC Institute.

ANALYTE QUALIFIERS

E	Analyte concentration exceeded the calibration range. The reported result is estimated.
HS	Results are from sample aliquot taken from VOA vial with headspace (air bubble greater than 6 mm diameter).
IH	This analyte exceeded secondary source verification criteria high for the initial calibration. The reported results should be considered an estimated value.
M1	Matrix spike recovery exceeded QC limits. Batch accepted based on laboratory control sample (LCS) recovery.
P4	Sample field preservation does not meet EPA or method recommendations for this analysis.
R1	RPD value was outside control limits.
v1	The continuing calibration verification was above the method acceptance limit. Any detection for the analyte in the associated samples may have a high bias.

This report shall not be reproduced, except in full,
without the written consent of Pace Analytical Services, LLC.

Pace Analytical Services, LLC
9800 Kincey Ave. Suite 100
Huntersville, NC 28078
(704)875-9092

QUALITY CONTROL DATA CROSS REFERENCE TABLE

Project: EDDIES PIT STOP
Pace Project No.: 92533988

Lab ID	Sample ID	QC Batch Method	QC Batch	Analytical Method	Analytical Batch
92533988001	**FIELD BLANK (WSW)**	EPA 504.1	615763	EPA 504.1	615911
92533988002	**PW-1**	EPA 504.1	615763	EPA 504.1	615911
92533988003	**PW-1 DUP**	EPA 504.1	615763	EPA 504.1	615911
92533988001	**FIELD BLANK (WSW)**	EPA 524.2	614956		
92533988002	**PW-1**	EPA 524.2	614956		
92533988003	**PW-1 DUP**	EPA 524.2	614956		
92533988004	**TRIP BLANK**	EPA 524.2	615239		
92533988001	**FIELD BLANK (WSW)**	EPA 8260D	615156		
92533988002	**PW-1**	EPA 8260D	615156		
92533988003	**PW-1 DUP**	EPA 8260D	615156		
92533988004	**TRIP BLANK**	EPA 8260D	615558		

This report shall not be reproduced, except in full,
without the written consent of Pace Analytical Services, LLC.

Pace Analytical	Document Name: Sample Condition Upon Receipt(SCUR)	Document Revised: October 28, 2020 Page 1 of 2
	Document No.: F-CAR-CS-033-Rev.07	Issuing Authority: Pace Carolinas Quality Office

Laboratory receiving samples:
Asheville ☐ Eden ☐ Greenwood ☐ Huntersville ☒ Raleigh ☐ Mechanicsville ☐ Atlanta ☐ Kernersville ☐

Sample Condition Upon Receipt

Client Name: Access Analytical / Terracon Consultants

Project #: WO#: 92533988

92533988

Courier: ☐ Commercial ☒ Fed Ex ☐ UPS ☐ USPS ☐ Client ☐ Pace ☐ Other:____

Custody Seal Present? ☐ Yes ☒ No **Seals Intact?** ☐ Yes ☒ No

Date/Initials Person Examining Contents: 4/20/21 HY

Packing Material: ☐ Bubble Wrap ☒ Bubble Bags ☐ None ☐ Other

Biological Tissue Frozen? ☐ Yes ☐ No ☒ N/A

Thermometer: ☒ IR Gun ID: 92504

Type of Ice: ☒ Wet ☐ Blue ☐ None

Cooler Temp: 4.7 **Correction Factor:** Add/Subtract (°C) 0.0°C

Temp should be above freezing to 6°C
☐ Samples out of temp criteria. Samples on ice, cooling process has begun

Cooler Temp Corrected (°C): 4.7

USDA Regulated Soil (☒ N/A, water sample)
Did samples originate in a quarantine zone within the United States: CA, NY, or SC (check maps)? ☐ Yes ☐ No

Did samples originate from a foreign source (internationally, including Hawaii and Puerto Rico)? ☐ Yes ☐ No

				Comments/Discrepancy:
Chain of Custody Present?	☒ Yes	☐ No	☐ N/A	1.
Samples Arrived within Hold Time?	☒ Yes	☐ No	☐ N/A	2.
Short Hold Time Analysis (<72 hr.)?	☐ Yes	☒ No	☐ N/A	3.
Rush Turn Around Time Requested?	☐ Yes	☒ No	☐ N/A	4.
Sufficient Volume?	☒ Yes	☐ No	☐ N/A	5.
Correct Containers Used?	☒ Yes	☐ No	☐ N/A	6.
-Pace Containers Used?	☒ Yes	☐ No	☐ N/A	
Containers Intact?	☒ Yes	☐ No	☐ N/A	7.
Dissolved analysis: Samples Field Filtered?	☐ Yes	☒ No	☐ N/A	8.
Sample Labels Match COC? -Includes Date/Time/ID/Analysis Matrix: WT	☒ Yes	☐ No	☐ N/A	9.
Headspace in VOA Vials (>5-6mm)?	☒ Yes	☐ No	☐ N/A	10.
Trip Blank Present?	☒ Yes	☐ No	☐ N/A	11.
Trip Blank Custody Seals Present?	☐ Yes	☒ No	☐ N/A	

COMMENTS/SAMPLE DISCREPANCY

Field Data Required? ☐ Yes ☐ No

Headspace in trip blank sample, 1 vial from PW-1 sample received empty.

Lot ID of split containers:

CLIENT NOTIFICATION/RESOLUTION

Person contacted: _____ Date/Time: _____

Project Manager SCURF Review: _____ **Date:** _____

Project Manager SRF Review: _____ **Date:** _____

***Check mark top half of box if pH and/or dechlorination is verified and within the acceptance range for preservation samples.**

Exceptions: VOA, Coliform, TOC, Oil and Grease, DRO/8015 (water) DOC, LLHg

****Bottom half of box is to list number of bottles**

Project # **WO# : 92533988**

PM: BV **Due Date: 04/27/21**

CLIENT: 92-Access

Item#	BP4U-125 mL Plastic Unpreserved (N/A) (Cl-)	BP3U-250 mL Plastic Unpreserved (N/A)	BP2U-500 mL Plastic Unpreserved (N/A)	BP1U-1 liter Plastic Unpreserved (N/A)	BP4S-125 mL Plastic H2SO4 (pH < 2) (Cl-)	BP3N-250 mL plastic HNO3 (pH < 2)	BP4Z-125 mL Plastic ZN Acetate & NaOH (>9)	BP4C-125 mL Plastic NaOH (pH > 12) (Cl-)	WGFU-Wide-mouthed Glass jar Unpreserved	AG1U-1 liter Amber Unpreserved (N/A) (Cl-)	AG1H-1 liter Amber HCl (pH < 2)	AG3U-250 mL Amber Unpreserved (N/A) (Cl-)	AG1S-1 liter Amber H2SO4 (pH < 2)	AG3S-250 mL Amber H2SO4 (pH < 2)	AG3A(DG3A)-250 mL Amber NH4Cl (N/A)(Cl-)	DG9H-40 mL VOA HCl (N/A)	VG9T-40 mL VOA Na2S2O3 (N/A)	VG9U-40 mL VOA Unp (N/A)	DG9P-40 mL VOA H3PO4 (N/A)	VOAK (6 vials per kit)-5035 kit (N/A)	V/GK (3 vials per kit)-VPH/Gas kit (N/A)	SP5T-125 mL Sterile Plastic (N/A – lab)	SP2T-250 mL Sterile Plastic (N/A – lab)	VG9H	BP3A-250 mL Plastic (NH2)2SO4 (9.3-9.7)	AG0U-100 mL Amber Unpreserved vials (N/A)	VSGU-20 mL Scintillation vials (N/A)	DG9U-40 mL Amber Unpreserved vials (N/A)
1																									6				
2																									4				
3																									8				
4																									1				
5																													
6																													
7																													
8																													
9																													
10																													
11																													
12																													

pH Adjustment Log for Preserved Samples

Sample ID	Type of Preservative	pH upon receipt	Date preservation adjusted	Time preservation adjusted	Amount of Preservative added	Lot #

Note: Whenever there is a discrepancy affecting North Carolina compliance samples, a copy of this form will be sent to the North Carolina DEHNR Certification Office (i.e. Out of hold, incorrect preservative, out of temp, incorrect containers.

Access Lab Report #: _____
Sub Lab (if applicable): PACE / Sub Report #: _____
Client Purchase Order #: _____
Access Estimate #: _____

ACCESS ANALYTICAL, INC.

Access Analytical, Inc.
15 Thames Valley Rd. ~ Irmo, SC 29063
Phone: 803-781-4243 / Fax: 803-781-4303 / www.axs-inc.com
SCDHEC Lab Certification # 32571
NELAC Lab ID # E871145

Chain of Custody Record

Client:	Terracon Consultants	Preservatives (see codes):	1 1 1
Attn:	Regan Norris	Bottle Types (see codes):	6 6 6
Address:	521 clemson Rd		
City:	Colombia	State: SC	Zip Code: 29229
Phone:	803-741-9000	Fax:	803-741-4900
Email:	Regan.Norris@Terracon.com		
Project Name:	Eddies Pit stop		
Sampled By (Signature):	[signature]		

REQUESTED LAB ANALYSIS: →

Lab ID:	Sample Name:	Date Collected:	Time Collected:	C=Comp G=Grab	Matrix (see codes)	Program Area (see codes)	Total # Containers		BTEX, Naph, MTBE, 1,2DCA	EDB	Oxy	Notes / Comments 92533988
	Field Blank (wsw)	4-15-21	1315	6	~~GW~~ DW	~~SHW~~ SDWA	6	# Containers per Test >>	2	2	2	BTEX/N/M/DCA - 524.2 001
	PW-1	4-15-21	1320	6	~~GW~~ DW	~~SHW~~ SDWA	6	# Containers per Test >>	2	2	2	EDB - 504.1 002
	PW-1 Dup	4-15-21	1320	6	~~GW~~ DW	~~SHW~~ SDWA	6	# Containers per Test >>	2	2	2	Oxygenates - 8260 003
	Trip Blank	4-15-21	1325	6	~~GW~~ DW	~~SHW~~ SDWA	1	# Containers per Test >>	1		1	004
								# Containers per Test >>				
								# Containers per Test >>				
								# Containers per Test >>				
								# Containers per Test >>				
								# Containers per Test >>				
								# Containers per Test >>				

Preservation Codes / Bottle Types:

*Preservative Codes:
0 = None, **1** = HCL, **2** = HNO3, **3** = H_2SO_4, **4** = NaOH, **5** = $Na_2S_2O_3$, **6** = Method 5035 set w/ $NaHSO_4$ & CH_3OH, **7** = NaOH/ZnOAC, **8** = H_3PO_4, **9** = cooled to ≤6°C, **10** = cooled to ≤10°C, **11** = Amm.Cl-, **12** = Ascorbic Acid / HCL, **13** = EDA

*Matrix Codes:
GW = ground water, **WW** = waste water, **DW** = drinking water, **SW** = surface/storm water, **S** = soil, **SL** = sludge, **A** = air, **IW** = industrial waste, **O** = other (specify in comments section)

*Program Area Codes:
CWA = Clean Water Act (for wastewaters), **SDWA** = Safe Drinking Water Act (for drinking water), **SHW** = Solid and Hazardous Wastes (for soils, ground waters and waste samples)

***Container Type:** G = Glass, P = Plastic

Turnaround Time Requested:		Project Location:		Relinquished By:	Received By:	Date:	Time (24hr):	Samples Received on Ice:
Standard	X	SC	X	[signature]	[signature]	04-16-21	1300	✓ Y ___ N ___ N/A
Rush *		NC		[signature]	Fedex	4-19-21	1700	___ Y ___ N ___ N/A
*Date Required		Other (Specify):						___ Y ___ N ___ N/A
						4/20/21	1035	X Y ___ N ___ N/A

Rush data emailed/faxed by end of business day on date required. Standard TAT is 7-10 business days.

Received in lab by: HD PACE HR

Sample Temp. Received in Lab: 4.7 (°C)

Ref: RT1 Ref: RT2

Chain of Custody Page 1 of 1

White Copy: Lab original / Canary Copy: Client Copy

NOTE: Relinquishing samples via this Chain of Custody document constitutes client acceptance of Access Analytical terms and conditions.

APPENDIX G

Waste Disposal Manifest

CERTIFIED WEIGHT

HARKINS MOVING & STORAGE, INC.

885 S. Guignard Drive, Sumter, SC 29150

(803) 775-2700

Customers Name _____

Address _____

Commodity _____

Carrier _____

Lbs. Gross _____ 01:22 PM11/04/2020 11080 lb G

Lbs. Tare _____ 02:09 PM11/04/2020 10380 lb G

Lbs. Net 700

Driver ON ____ OFF ✓

Fee 16.50

Weigher Donna McMillan

NON-HAZARDOUS WASTE MANIFEST

1. Generator ID Number	2. Page 1 of	3. Emergency Response Phone	4. Waste Tracking Number

GENERATOR

5. Generator's Name and Mailing Address

TERRACON CONSULTANTS
521 CLEMSON ROAD
COLUMBIA, SC

Generator's Phone: 803-791-9000

Generator's Site Address (if different than mailing address)

62159 EDDIES PITT STOP
~~521 CLEMSON ROAD~~
~~COLUMBIA, SC 29229~~

6. Transporter 1 Company Name: TERRACON — U.S. EPA ID Number:

7. Transporter 2 Company Name — U.S. EPA ID Number:

8. Designated Facility Name and Site Address: T K TANK SERVICES INC.
425 BOULEVARD RD.
SUMTER, SC

Facility's Phone: 803-418-5314

U.S. EPA ID Number:

	9. Waste Shipping Name and Description	10. Containers No.	10. Containers Type	11. Total Quantity	12. Unit Wt./Vol.	
1.						
2.	nonhazardous petroleum contaminated water/product		G	30		
3.						
4.						

13. Special Handling Instructions and Additional Information

14. GENERATOR'S/OFFEROR'S CERTIFICATION: I hereby declare that the contents of this consignment are fully and accurately described above by the proper shipping name, and are classified, packaged, marked and labeled/placarded, and are in all respects in proper condition for transport according to applicable international and national governmental regulations.

Generator's/Offeror's Printed/Typed Name | Signature | Month 11 | Day 3 | Year 2020

INT'L

15. International Shipments ☐ Import to U.S. ☐ Export from U.S. Port of entry/exit:
Transporter Signature (for exports only): Date leaving U.S.:

TRANSPORTER

16. Transporter Acknowledgment of Receipt of Materials

Transporter 1 Printed/Typed Name: Adam Chapinsky | Signature | Month 11 | Day 4 | Year 20

Transporter 2 Printed/Typed Name | Signature | Month | Day | Year

DESIGNATED FACILITY

17. Discrepancy

17a. Discrepancy Indication Space ☐ Quantity ☐ Type ☐ Residue ☐ Partial Rejection ☐ Full Rejection

Manifest Reference Number:

17b. Alternate Facility (or Generator) — U.S. EPA ID Number

Facility's Phone:

17c. Signature of Alternate Facility (or Generator) — Month | Day | Year

18. Designated Facility Owner or Operator: Certification of receipt of materials covered by the manifest except as noted in Item 17a

Printed/Typed Name: Jasmine Andrew | Signature: Jasmine Andrew | Month 11 | Day 4 | Year 20

DESIGNATED FACILITY TO GENERATOR

169-BLC-O 5/ 11977 (Rev. 9/09)

CERTIFICATE OF DISPOSAL

T K TANK SERVICES, INC.

Certifies to all that

30 GALLONS

Of Nonhazardous, Petroleum Contaminated Water / Product

Have been disposed of in accordance with EPA regulations on petroleum contaminated water.

This product was generated at

EDDIE PITT STOP

11/4/20

DATE

MATT CHAPMAN

SIGNATURE

APPENDIX K

SCDHEC QAPP Contractors Checklist

UST Site # : 18871 Eddies Pitt Stop
Pageland, South Carolina

Terracon

CONTRACTOR CHECKLIST

Item #	Item	Yes	No	N/A
1	Is Facility Name, Permit #, and address provided?	X		
2	Is UST Owner/Operator name, address, & phone number provided?	X		
3	Is name, address, & phone number of current property owner provided?	X		
4	Is the DHEC Certified UST Site Rehabilitation Contractor's Name, Address, telephone number, and certification number provided?	X		
5	Is the name, address, telephone number, and certification number of the well driller that installed borings/monitoring wells provided?	X		
6	Is the name, address, telephone number, and certification number of the certified laboratory(ies) performing analytical analyses provided?	X		
7	Has the facility history been summarized?	X		
8	Has the regional geology and hydrogeology been described?	X		
9	Are the receptor survey results provided as required?	X		
10	Has current use of the site and adjacent land been described?	X		
11	Has the site-specific geology and hydrogeology been described?	X		
12	Has the primary soil type been described?	X		
13	Have field screening results been described?			X
14	Has a description of the soil sample collection and preservation been detailed?			X
15	Has the field screening methodology and procedure been detailed?			X
16	Has the monitoring well installation and development dates been provided?			X
17	Has the method of well development been detailed?			X
18	Has justification been provided for the locations of the monitoring wells?			X
19	Have the monitoring wells been labeled in accordance with the UST QAPP guidelines?			X
20	Has the groundwater sampling methodology been detailed?	X		
21	Have the groundwater sampling dates and groundwater measurements been provided?	X		
22	Has the purging methodology been detailed?	X		
23	Has the volume of water purged from each well been provided along with measurements to verify that purging is complete?	X		
24	If free-product is present, has the thickness been provided?			X
25	Does the report include a brief discussion of the assessment done and the results?	X		
26	Does the report include a brief discussion of the aquifer evaluation and results?			X
27	Does the report include a brief discussion of the fate & transport models used?	X		
28	Are the site-conceptual model tables included? (Tier 1 Risk Evaluation)			X
29	Have the exposure pathways been analyzed? (Tier 2 Risk Evaluation)			X

UST Site # : 18871 Eddies Pitt Stop
Pageland, South Carolina

Terracon

CONTRACTOR CHECKLIST

Item #	Item	Yes	No	N/A
30	Have the SSTLs for each compound and pathway been calculated? (Tier 2 Risk Evaluation)			X
31	Have recommendations for further action been provided and explained?	X		
32	Has the soil analytical data for the site been provided in tabular format? (Table 1)			X
33	Has the potentiometric data for the site been provided in tabular format? (Table 2)	X		
34	Has the current and historical laboratory data been provided in tabular format?	X		
35	Have the aquifer characteristics been provided and summarized on the appropriate form?			X
36	Have the Site conceptual model tables been included? (Tier 1 Risk Evaluation)			X
37	Has the topographic map been provided with all required elements? (Figure 1)	X		
38	Has the site base map been provided with all required elements? (Figure 2)	X		
39	Have the CoC site maps been provided? (Figure 3 & Figure 4)	X		
40	Has the site potentiometric map been provided? (Figure 5)	X		
41	Have the geologic cross-sections been provided? (Figure 6)			X
42	Have maps showing the predicted migration of the CoCs through time been provided? (Tier 2 Risk Evaluation)			X
43	Has the site survey been provided and include all necessary elements? (Appendix A)			X
44	Have the sampling logs, chain of custody forms, and the analytical data package been included with all required elements? (Appendix B)	X		
45	Is the laboratory performing the analyses properly certified?	X		
46	Has the tax map been included with all necessary elements? (Appendix C)			X
47	Have the soil boring/field screening logs been provided? (Appendix D)			X
48	Have the well completion logs and SCDHEC Form 1903 been provided? (Appendix E)			X
49	Have the aquifer evaluation forms, data, graphs, equations, etc. been provided? (Appendix F)			X
50	Have the disposal manifests been provided? (Appendix G)	X		
51	Has a copy of the local zoning regulations been provided? (Appendix H)			X
52	Has all fate and transport modeling been provided? (Appendix I)			X
53	Have copies of all access agreements obtained by the contractor been provided? (Appendix J)			X
54	Has a copy of this form been attached to the final report and are explanations for any missing or incomplete data been provided?	X		

Notes:

Domenico Model

UST # 18871
Site Name: Eddies Pit Stop
Modeler: Morgan Thomas
Date: 9/24/2021

Groundwater Flow Parameters

K	75	ft/yr
dh/dx	0.05	
θ	0.3	dec. %
v_x	12.5	ft/yr

Transport Parameters

x_{max}	77.6	ft
y_{max}	10	ft
z	0	ft
Source Width	30	ft
Source Thickness	20	ft
Plume Length	120	ft
α_x	8.005253	ft
α_y	0.800525	ft
α_z	1.00E-99	ft

Simulation Time

t_{sim} 19 yrs

Aquifer Characteristics

ρ_d	1.5	kg/L
f_{oc}	0.0002	

Source Area CoC Data

CoC	C_{source} (mg/L)	K_{oc} (L/kg)
Benzene	3.25	81
Toluene		133
Ethylbenzene	1.94	176
Xylenes		639
Naphthalene	1.122	1543
MtBE		11
EDB	0.00294	28
1,2-DCA	0.0737	17.5

Retarded Velocity (ft/yr)

CoC	R	v_R
Benzene	1.081	11.56
Toluene	1.133	11.03
Ethylbenzene	1.176	10.63
Xylenes	1.639	7.63
Naphthalene	2.543	4.92
MtBE	1.011	12.36
EDB	1.028	12.16
1,2-DCA	1.018	12.29

Simulation Points for Breakthrough Curves

x		ft
y		ft
z		ft

x		ft
y		ft
z		ft

$$C(x,y,z,t) = \left(\frac{C_0}{8}\right)\exp\left[\left(\frac{x}{2\alpha_x}\right)\left(1-\sqrt{1+\frac{4\lambda\alpha_x}{v}}\right)\right] erfc\left[\frac{x-vt\sqrt{1+\frac{4\lambda\alpha_x}{v}}}{2\sqrt{\alpha_x vt}}\right]\left\{erf\left[\frac{y+\frac{Y}{2}}{2\sqrt{\alpha_y x}}\right]-erf\left[\frac{y-\frac{Y}{2}}{2\sqrt{\alpha_y x}}\right]\right\}\left\{erf\left[\frac{z+Z}{2\sqrt{\alpha_z x}}\right]-erf\left[\frac{z-Z}{2\sqrt{\alpha_z x}}\right]\right\}$$



Benzene Calibration

Spatial Calibration Data (centerline)

x	C_{obs} (mg/L)	C_{sim} (mg/L)
0	3.25	3.25
7.76		1.164
15.52		0.416
23.28	0.14	0.147
31.04		0.052
38.8		0.018
46.56		0.006
54.32		0.002
62.08		0.001
69.84		0.000
77.6		0.000

Temporal Calibration Data

		0		0
t (yrs)	C_{obs} (mg/L)	C_{sim} (mg/L)	C_{obs} (mg/L)	C_{sim} (mg/L)
0		3.25		3.25
1.9		3.250		3.250
3.8		3.250		3.250
5.7		3.250		3.250
7.6		3.250		3.250
9.5		3.250		3.250
11.4		3.250		3.250
13.3		3.250		3.250
15.2		3.250		3.250
17.1		3.250		3.250
19		3.250		3.250

Site ID 18871

Site Name Eddies Pit Stop

Model Calibration Parameters

$t_{1/2}$	0.22	yrs	λ	3.15	yr^{-1}
v_x	12.5	ft/yr			
R	1.081				
v_R	11.563	ft/yr	C_{source}	3.25	mg/L
L_p	120	ft			
α_x	8.005253	ft	t_{sim}	19	yrs
α_y	0.800525	ft			
α_z	1E-99	ft			

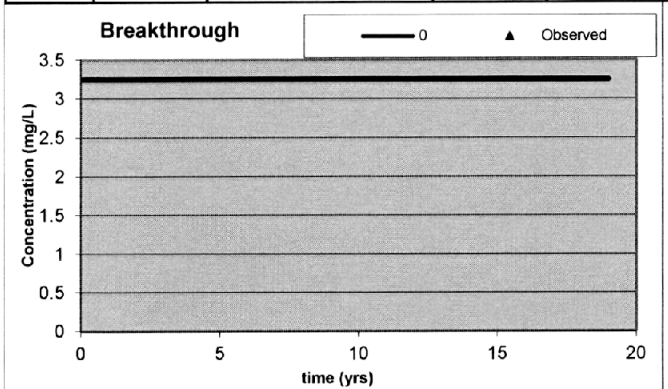

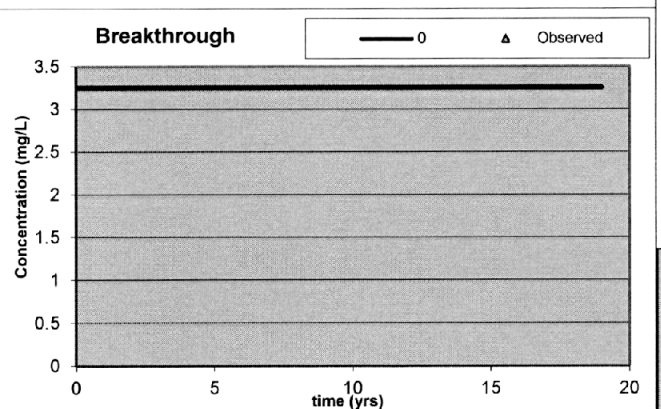

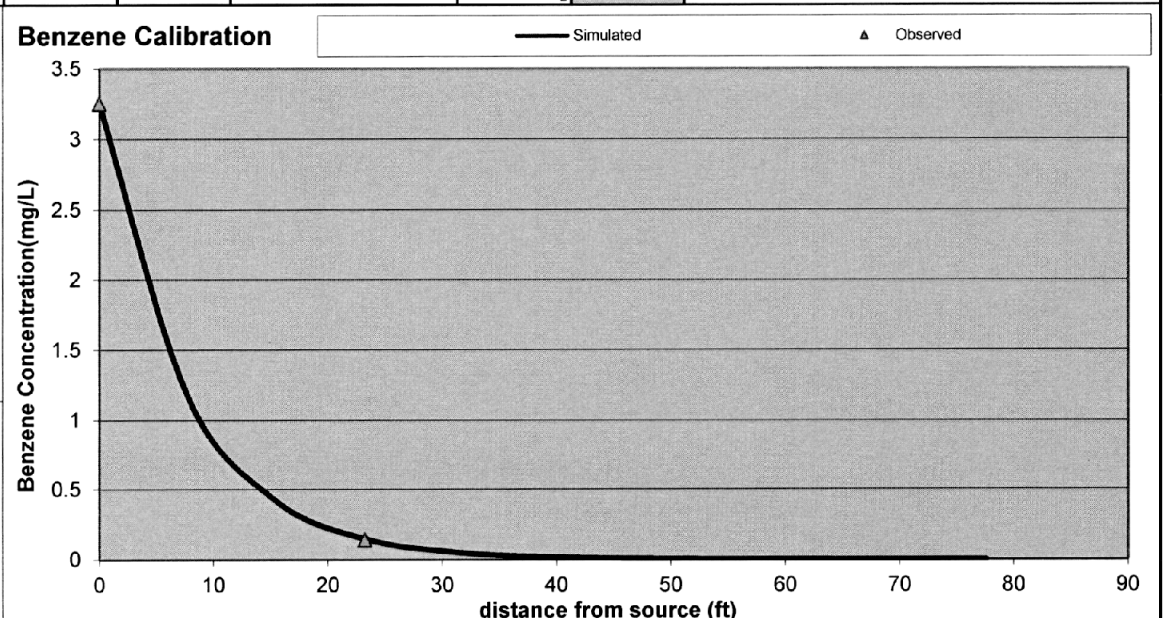

Source	7.76	15.52	23.28	31.04	38.8	46.56	54.32	62.08	69.84	77.6
10	1.07335793	0.35116851	0.11854753	0.04070682	0.01411401	0.0049221	0.001723	0.000604	0.000212	7.47E-05
5	1.1615361	0.40766121	0.14172848	0.04921398	0.01710095	0.0059485	0.002071	0.000722	0.000252	8.8E-05
0	1.16416227	0.41593217	0.14728979	0.05172581	0.01807513	0.0063009	0.002195	0.000764	0.000266	9.29E-05
5	1.1615361	0.40766121	0.14172848	0.04921398	0.01710095	0.0059485	0.002071	0.000722	0.000252	8.8E-05
10	1.07335793	0.35116851	0.11854753	0.04070682	0.01411401	0.0049221	0.001723	0.000604	0.000212	7.47E-05

Ethylbenzene Calibration

Spatial Calibration Data

(centerline)

x	C_{obs} (mg/L)	C_{sim} (mg/L)
0	1.94	1.94
7.76		1.466
15.52		1.105
23.28	0.68	0.825
31.04		0.611
38.8		0.450
46.56		0.331
54.32		0.243
62.08		0.179
69.84		0.131
77.6	0.21	0.097

Temporal Calibration Data

	0		0	
t (yrs)	C_{obs} (mg/L)	C_{sim} (mg/L)	C_{obs} (mg/L)	C_{sim} (mg/L)
0		1.94		1.94
1.9		1.940		1.940
3.8		1.940		1.940
5.7		1.940		1.940
7.6		1.940		1.940
9.5		1.940		1.940
11.4		1.940		1.940
13.3		1.940		1.940
15.2		1.940		1.940
17.1		1.940		1.940
19		1.940		1.940

Site ID 18871

Site Name Eddies Pit Stop

Model Calibration Parameters

$t_{1/2}$	1.4	yrs	λ	0.495	yr^{-1}
v_x	12.5	ft/yr			
R	1.176				
v_R	10.629	ft/yr	C_{source}	1.94	mg/L
L_p	120	ft			
α_x	8.005253	ft	t_{sim}	19	yrs
α_y	0.800525	ft			
α_z	1E-99	ft			



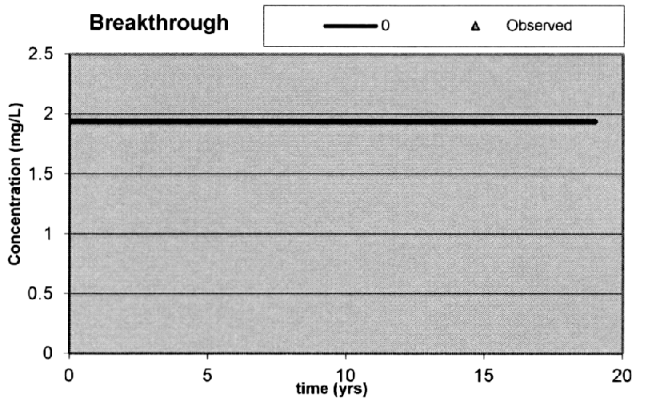

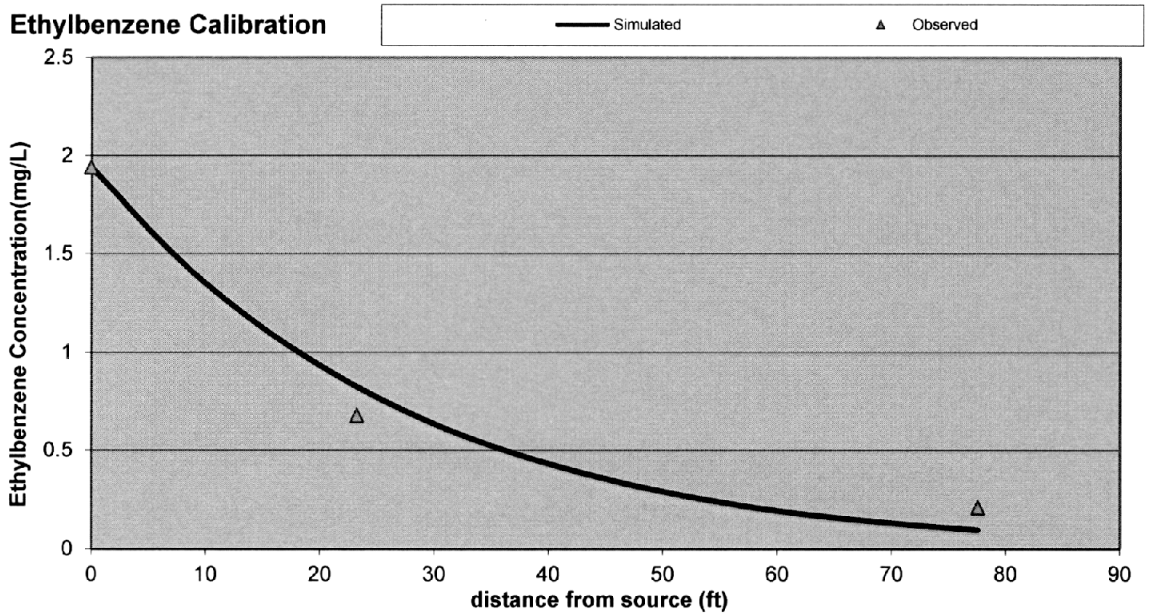

Source	7.76	15.52	23.28	31.04	38.8	46.56	54.32	62.08	69.84	77.6
10	1.35139722	0.93255426	0.66400463	0.48091222	0.35169732	0.2586935	0.190969	0.141302	0.104718	0.077693
5	1.4624168	1.08257484	0.79384506	0.58141623	0.42612681	0.3126428	0.229636	0.168853	0.124291	0.091583
0	1.46572324	1.10453899	0.82499486	0.61109109	0.45040177	0.3311649	0.243282	0.178722	0.131358	0.096618
5	1.4624168	1.08257484	0.79384506	0.58141623	0.42612681	0.3126428	0.229636	0.168853	0.124291	0.091583
10	1.35139722	0.93255426	0.66400463	0.48091222	0.35169732	0.2586935	0.190969	0.141302	0.104718	0.077693

Naphthalene Calibration

Spatial Calibration Data (centerline)

x	C_{obs} (mg/L)	C_{sim} (mg/L)
0	1.122	1.122
7.76		0.869
15.52		0.672
23.28	0.37	0.515
31.04		0.391
38.8		0.295
46.56		0.222
54.32		0.166
62.08		0.124
69.84		0.093
77.6	0.068	0.069

Temporal Calibration Data

t (yrs)	C_{obs} (mg/L)	C_{sim} (mg/L)	C_{obs} (mg/L)	C_{sim} (mg/L)
	0		0	
0		1.122		1.122
1.9		1.122		1.122
3.8		1.122		1.122
5.7		1.122		1.122
7.6		1.122		1.122
9.5		1.122		1.122
11.4		1.122		1.122
13.3		1.122		1.122
15.2		1.122		1.122
17.1		1.122		1.122
19		1.122		1.122

Site ID 18871

Site Name Eddies Pit Stop

Model Calibration Parameters

$t_{1/2}$	3.4	yrs
v_x	12.5	ft/yr
R	2.543	
v_R	4.915	ft/yr
L_p	120	ft
α_x	8.005253	ft
α_y	0.800525	ft
α_z	1E-99	ft

λ 0.20382 yr^{-1}

C_{source} 1.122 mg/L

t_{sim} 19 yrs

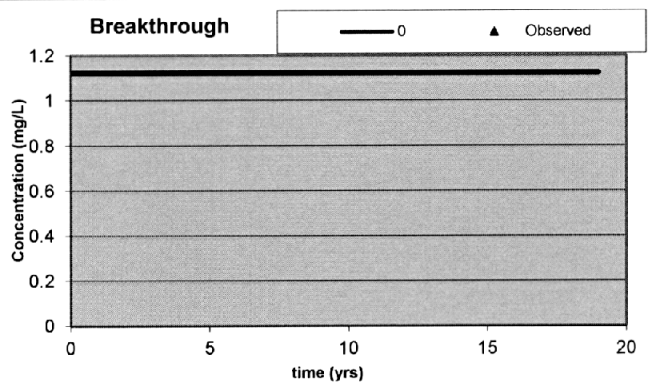

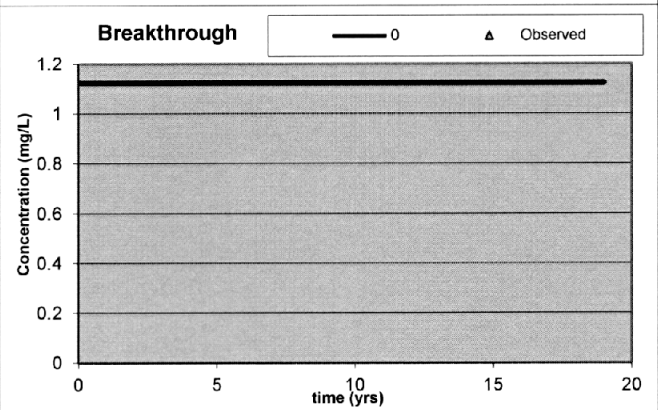

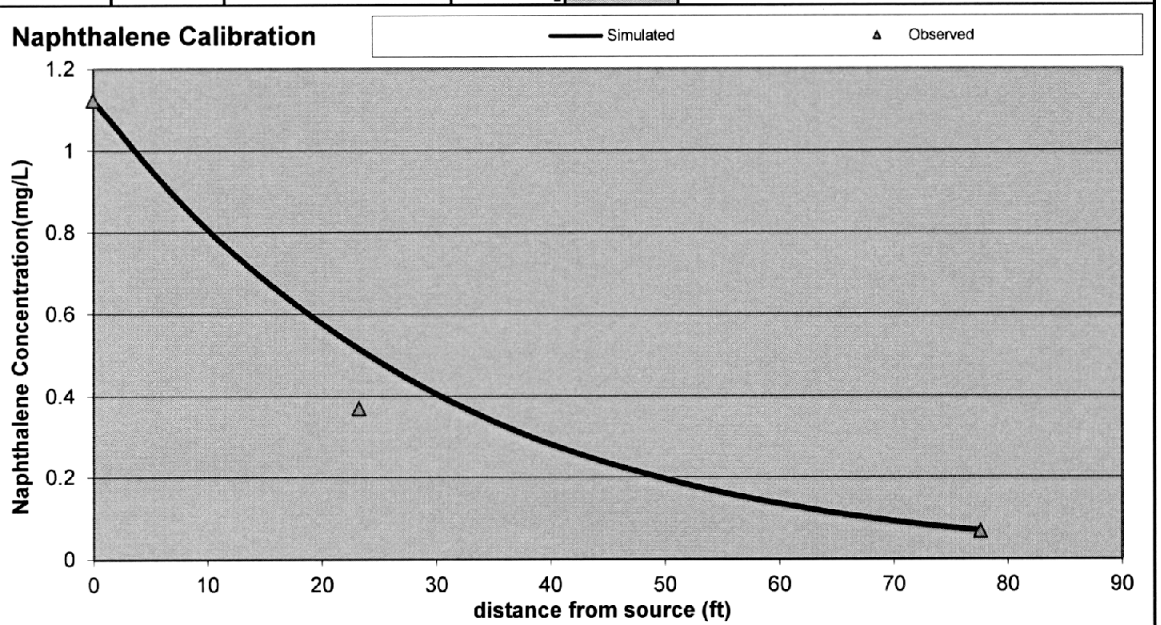

Source	7.76	15.52	23.28	31.04	38.8	46.56	54.32	62.08	69.84	77.6
10	0.80158464	0.56729301	0.41415615	0.3074173	0.23023857	0.1732271	0.130556	0.098348	0.073904	0.05529
5	0.86743618	0.6585538	0.49514085	0.37166326	0.27896381	0.2093528	0.15699	0.117523	0.087717	0.065175
0	0.86939741	0.67191506	0.51456975	0.39063256	0.29485541	0.2217556	0.16632	0.124392	0.092705	0.068758
5	0.86743618	0.6585538	0.49514085	0.37166326	0.27896381	0.2093528	0.15699	0.117523	0.087717	0.065175
10	0.80158464	0.56729301	0.41415615	0.3074173	0.23023857	0.1732271	0.130556	0.098348	0.073904	0.05529

EDB Calibration

Spatial Calibration Data (centerline)

x	C_{obs} (mg/L)	C_{sim} (mg/L)
0	0.00294	0.00294
7.76		0.00198
15.52		0.00134
23.28		0.00089
31.04		0.00059
38.8		0.00039
46.56		0.00025
54.32		0.00017
62.08		0.00011
69.84		0.00007
77.6	0.000008	0.00005

Temporal Calibration Data

t (yrs)	C_{obs} (mg/L)	C_{sim} (mg/L)	C_{obs} (mg/L)	C_{sim} (mg/L)
	0		0	
0		0.00294		0.00294
1.9		0.00294		0.00294
3.8		0.00294		0.00294
5.7		0.00294		0.00294
7.6		0.00294		0.00294
9.5		0.00294		0.00294
11.4		0.00294		0.00294
13.3		0.00294		0.00294
15.2		0.00294		0.00294
17.1		0.00294		0.00294
19		0.00294		0.00294

Site ID 18871

Site Name Eddies Pit Stop

Model Calibration Parameters

$t_{1/2}$	0.8	yrs
v_x	12.5	ft/yr
R	1.028	
v_R	12.160	ft/yr
L_p	120	ft
α_x	8.005253	ft
α_y	0.800525	ft
α_z	1E-99	ft

λ 0.86625 yr^{-1}

C_{source} 0.00294 mg/L

t_{sim} 19 yrs

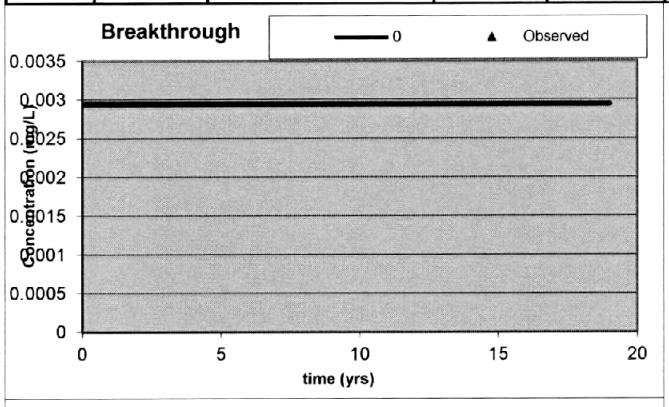

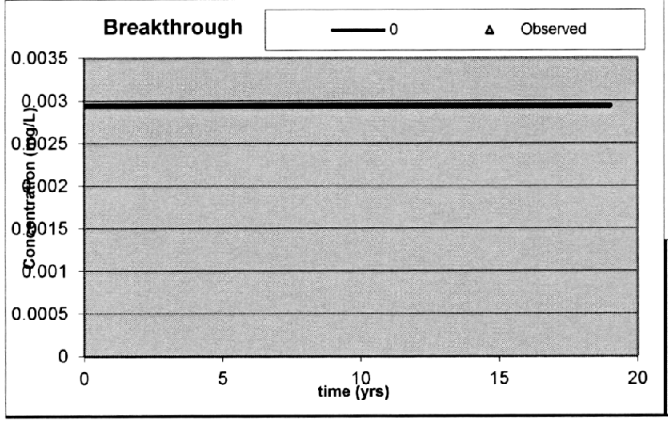

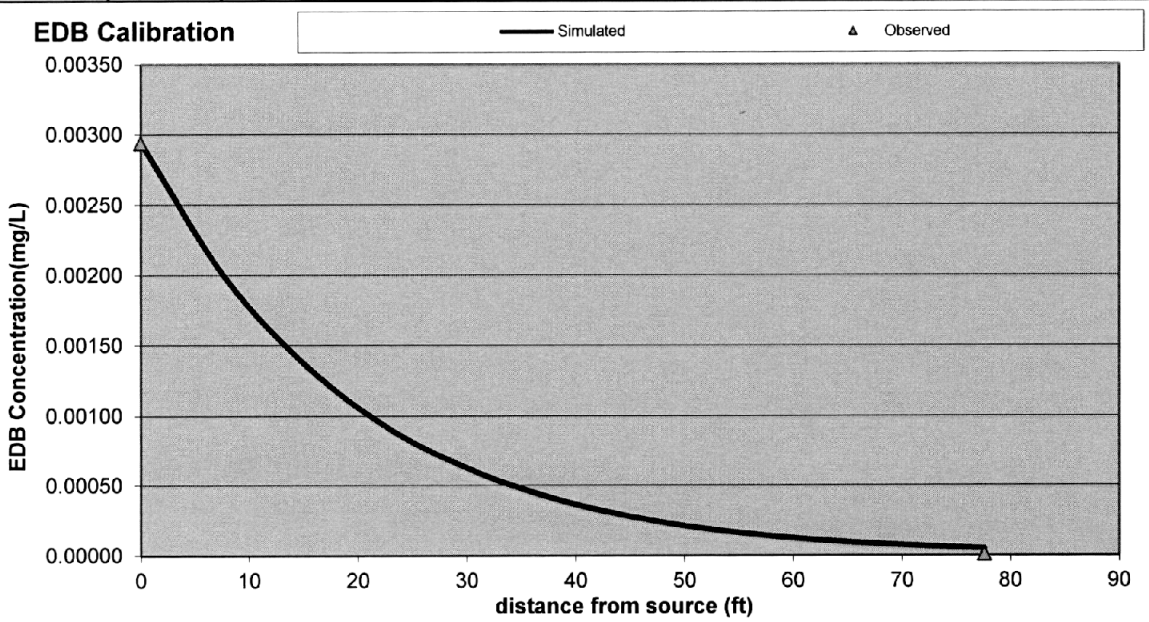

Source	7.76	15.52	23.28	31.04	38.8	46.56	54.32	62.08	69.84	77.6
10	0.00182925	0.00112748	0.00071705	0.00046386	0.000303	0.0001991	0.000131	8.67E-05	5.74E-05	3.81E-05
5	0.00197953	0.00130886	0.00085726	0.0005608	0.00036712	0.0002406	0.000158	0.000104	6.82E-05	4.49E-05
0	0.001984	0.00133541	0.0008909	0.00058942	0.00038803	0.0002548	0.000167	0.00011	7.2E-05	4.73E-05
5	0.00197953	0.00130886	0.00085726	0.0005608	0.00036712	0.0002406	0.000158	0.000104	6.82E-05	4.49E-05
10	0.00182925	0.00112748	0.00071705	0.00046386	0.000303	0.0001991	0.000131	8.67E-05	5.74E-05	3.81E-05

1,2-DCA Calibration

Spatial Calibration Data

(centerline)

x	C_{obs} (mg/L)	C_{sim} (mg/L)
0	0.0737	0.0737
7.76		0.045
15.52		0.028
23.28		0.017
31.04		0.010
38.8		0.006
46.56		0.004
54.32		0.002
62.08		0.001
69.84		0.001
77.6	0.0002	0.000

Temporal Calibration Data

	0		0	
t (yrs)	C_{obs} (mg/L)	C_{sim} (mg/L)	C_{obs} (mg/L)	C_{sim} (mg/L)
0		0.0737		0.0737
1.9		0.074		0.074
3.8		0.074		0.074
5.7		0.074		0.074
7.6		0.074		0.074
9.5		0.074		0.074
11.4		0.074		0.074
13.3		0.074		0.074
15.2		0.074		0.074
17.1		0.074		0.074
19		0.074		0.074

Site ID 18871

Site Name Eddies Pit Stop

Model Calibration Parameters

$t_{1/2}$	0.6	yrs	λ	1.155	yr^{-1}
v_x	12.5	ft/yr			
R	1.018				
v_R	12.285	ft/yr	C_{source}	0.0737	mg/L
L_p	120	ft			
α_x	8.005253	ft	t_{sim}	19	yrs
α_y	0.800525	ft			
α_z	1E-99	ft			

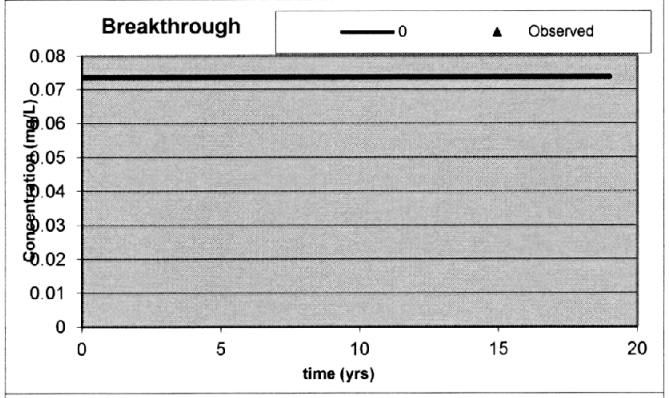

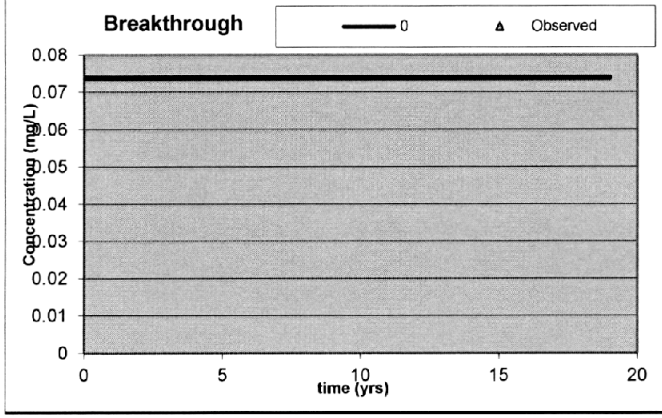

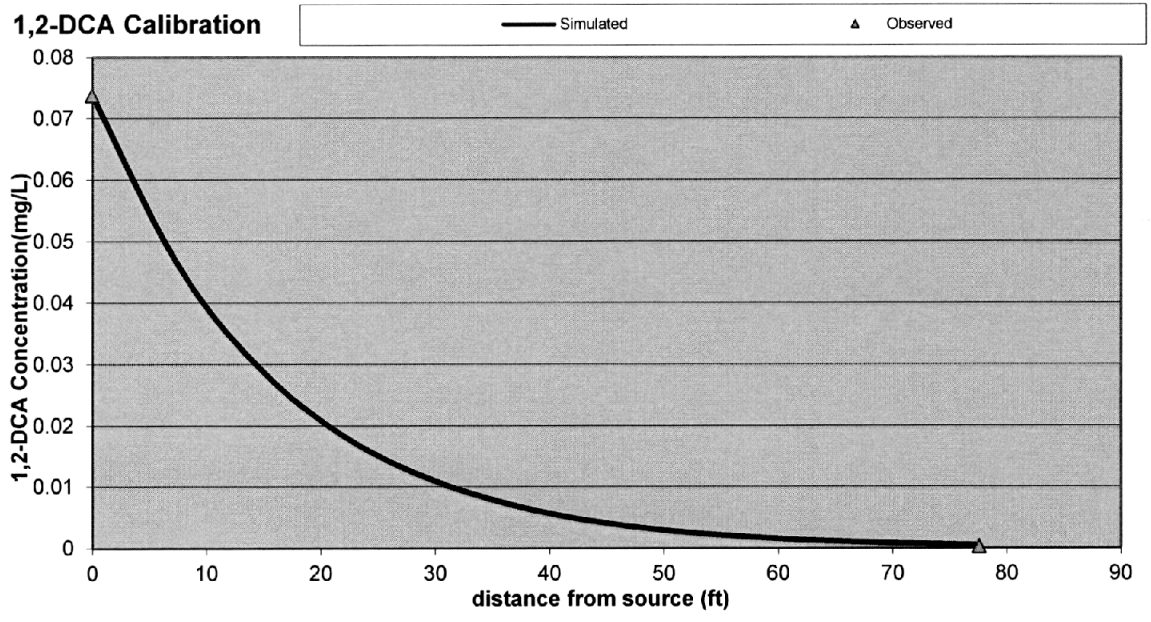

Source	7.76	15.52	23.28	31.04	38.8	46.56	54.32	62.08	69.84	77.6
10	0.04179667	0.02348149	0.0136118	0.00802607	0.00477859	0.0028616	0.00172	0.001036	0.000625	0.000378
5	0.04523034	0.02725897	0.01627347	0.00970341	0.00578987	0.0034584	0.002068	0.001238	0.000742	0.000445
0	0.0453326	0.02781202	0.01691203	0.01019866	0.0061197	0.0036633	0.002191	0.00131	0.000784	0.00047
5	0.04523034	0.02725897	0.01627347	0.00970341	0.00578987	0.0034584	0.002068	0.001238	0.000742	0.000445
10	0.04179667	0.02348149	0.0136118	0.00802607	0.00477859	0.0028616	0.00172	0.001036	0.000625	0.000378

SSTLs t 1000 yrs

UST Permit # 18871
Site Name: Eddies Pit Stop

SSTLs in mg/L			RBSLs (mg/L):	0.005		0.700			0.025	0.00005	0.005
MW #	x (ft)	y (ft)	z (ft)	Benzene SSTL		Ethylbenzene SSTL			Naphthalene SSTL	EDB SSTL	1,2-DCA SSTL
MW-1	100	0	0	3642.594		33.942			0.872	0.01039	3.431
MW-5	98.4	0	0	2933.205		31.878			0.824	0.00954	3.089
MW-8	60.8	0	0	17.865		7.222			0.211	0.00125	0.258
MW-12	116	0	0	31709.838		63.420			1.547	0.02451	9.797
MW-14	28.8	0	0	0.232		2.037			0.066	0.00022	0.031
			λ (yr^{-1}):	3.150		0.495			0.204	0.866	1.155
			R:	1.081		1.176			2.543	1.028	1.018
			Pure Substance Solubility:	1750		169			31	4321	8520
			Effective Solubility:	44.39		3.7			6.7	1.9	3.7

Domenico Model (Oxygenates)

UST # 18871
Site Name: Eddies Pit Stop
Modeler: Morgan Thomas
Date: 9/24/2021

Groundwater Flow Parameters

K	75	ft/yr
dh/dx	0.05	
θ	0.3	dec. %
v_x	12.5	ft/yr

Transport Parameters

x_{max}	77.6	ft
y_{max}	10	ft
z	0	ft
Source Width	30	ft
Source Thickness	20	ft
Plume Length	120	ft
α_x	8.005253	ft
α_y	0.800525	ft
α_z	1.00E-99	ft

Simulation Time

t_{sim} 19 yrs

Aquifer Characteristics

ρ_d	1.5	kg/L
f_{oc}	0.0002	

Source Area CoC Data

CoC	C_{source} (mg/L)	K_{oc} (L/kg)
tBA		1
tAA	3.88	1
DIPE		1.5
tAME		1.5
EtBE		1.5
Ethanol		0.5

Retarded Velocity (ft/yr)

CoC	R	v_R
tBA	1.001	12.49
tAA	1.001	12.49
DIPE	1.002	12.48
tAME	1.002	12.48
EtBE	1.002	12.48
Ethanol	1.001	12.49

Simulation Points for Breakthrough Curves

x		ft
y		ft
z		ft

x		ft
y		ft
z		ft

$$C(x,y,z,t) = \left(\frac{C_0}{8}\right)\exp\left[\left(\frac{x}{2\alpha_x}\right)\left(1-\sqrt{1+\frac{4\lambda\alpha_x}{v}}\right)\right] erfc\left[\frac{x-vt\sqrt{1+\frac{4\lambda\alpha_x}{v}}}{2\sqrt{\alpha_x vt}}\right]\left\{erf\left[\frac{y+\frac{Y}{2}}{2\sqrt{\alpha_y x}}\right]-erf\left[\frac{y-\frac{Y}{2}}{2\sqrt{\alpha_y x}}\right]\right\}\left\{erf\left[\frac{z+Z}{2\sqrt{\alpha_z x}}\right]-erf\left[\frac{z-Z}{2\sqrt{\alpha_z x}}\right]\right\}$$

tAA Calibration

Spatial Calibration Data

(centerline)

x	C_{obs} (mg/L)	C_{sim} (mg/L)
0	3.88	3.88
7.76		3.598
15.52		3.328
23.28	0.38	3.051
31.04		2.774
38.8		2.510
46.56		2.265
54.32		2.042
62.08		1.841
69.84		1.661
77.6	1.5	1.499

Temporal Calibration Data

		0		0
t (yrs)	C_{obs} (mg/L)	C_{sim} (mg/L)	C_{obs} (mg/L)	C_{sim} (mg/L)
0		3.88		3.88
1.9		3.880		3.880
3.8		3.880		3.880
5.7		3.880		3.880
7.6		3.880		3.880
9.5		3.880		3.880
11.4		3.880		3.880
13.3		3.880		3.880
15.2		3.880		3.880
17.1		3.880		3.880
19		3.880		3.880

Site ID 18871

Site Name Eddies Pit Stop

Model Calibration Parameters

$t_{1/2}$	5.3	yrs
v_x	12.5	ft/yr
R	1.001	
v_R	12.488	ft/yr
L_p	120	ft
α_x	8.005253	ft
α_y	0.800525	ft
α_z	1E-99	ft

λ 0.13075 yr^{-1}

C_{source} 3.88 mg/L

t_{sim} 19 yrs

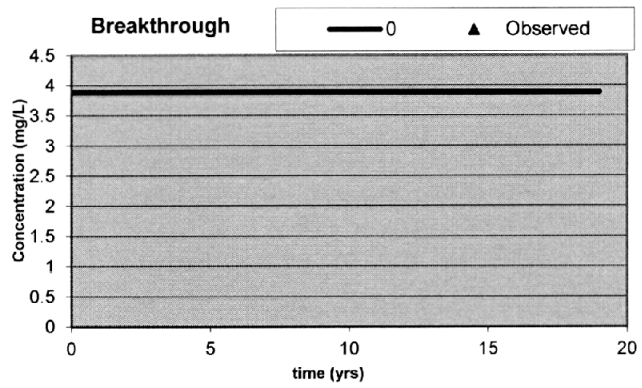

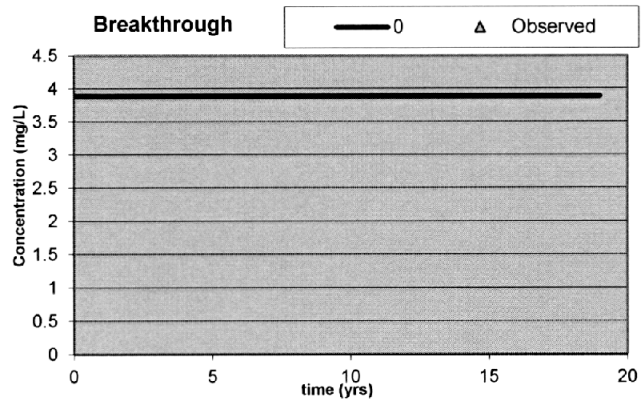

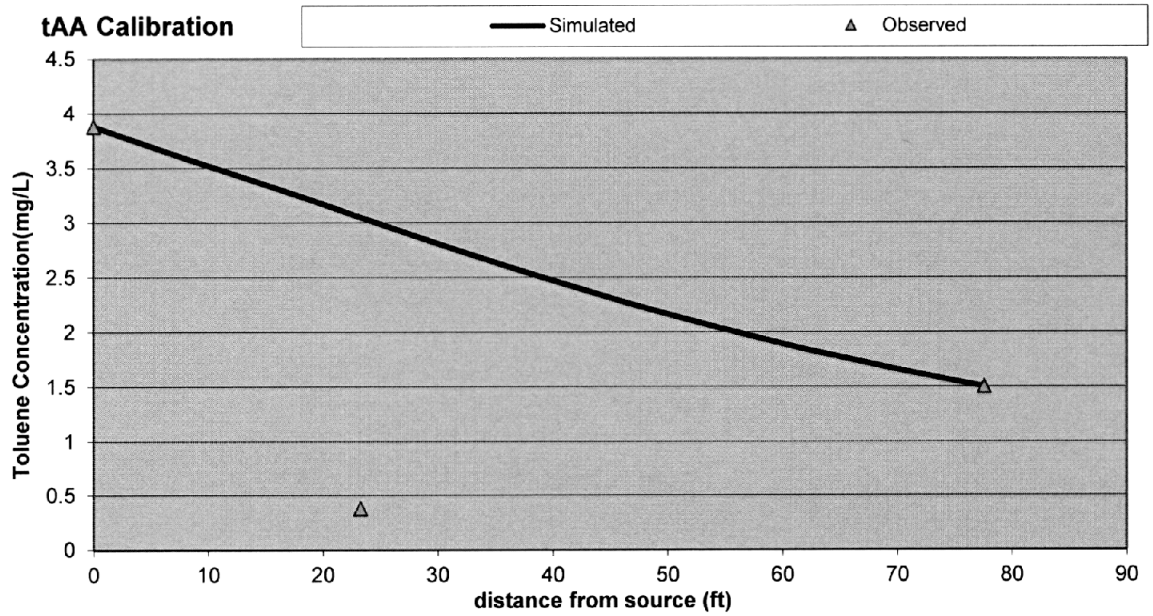

Source	7.76	15.52	23.28	31.04	38.8	46.56	54.32	62.08	69.84	77.6
10	3.31748332	2.8099357	2.45577277	2.18310607	1.95959118	1.7691399	1.602907	1.455618	1.323871	1.205303
5	3.59002021	3.26197181	2.93597815	2.63934504	2.37429828	2.1380856	1.92746	1.739425	1.571318	1.420795
0	3.59813705	3.3281533	3.0511834	2.77405441	2.50955378	2.2647532	2.041999	1.841091	1.660662	1.498896
5	3.59002021	3.26197181	2.93597815	2.63934504	2.37429828	2.1380856	1.92746	1.739425	1.571318	1.420795
10	3.31748332	2.8099357	2.45577277	2.18310607	1.95959118	1.7691399	1.602907	1.455618	1.323871	1.205303

UST Permit # 18871

SSTLs t 1000 yrs Site Name: Eddies Pit Stc

SSTLs in mg/L		RBSLs (mg/L):			0.240				
MW #	x (ft)	y (ft)	z (ft)		tAA SSTL				
MW-1	100				0.830				
MW-5	98.4				0.813				
MW-8	60.8				0.497				
MW-12	116				1.016				
MW-14	28.8				0.326				
				λ (yr^{-1}):	0.131				
				R:	1.001				

Domenico Model

UST # 18871
Site Name: Eddies Pit Stop
Modeler: Morgan Thomas
Date: 9/24/2021

Groundwater Flow Parameters

K	1178.95	ft/yr
dh/dx	0.006	
θ	0.3	dec. %
v_x	23.579	ft/yr

Transport Parameters

x_{max}	146.4	ft
y_{max}	10	ft
z	0	ft
Source Width	30	ft
Source Thickness	20	ft
Plume Length	146.4	ft
α_x	9.114791	ft
α_y	0.911479	ft
α_z	1.00E-99	ft

Simulation Time

t_{sim} 19 yrs

Aquifer Characteristics

ρ_d	1.5	kg/L
f_{oc}	0.0002	

Source Area CoC Data

CoC	C_{source} (mg/L)	K_{oc} (L/kg)
Benzene	1.3	81
Toluene		133
Ethylbenzene		176
Xylenes		639
Naphthalene		1543
MtBE		11
EDB		28
1,2-DCA	0.0793	17.5

Retarded Velocity (ft/yr)

CoC	R	v_R
Benzene	1.081	21.81
Toluene	1.133	20.81
Ethylbenzene	1.176	20.05
Xylenes	1.639	14.39
Naphthalene	2.543	9.27
MtBE	1.011	23.32
EDB	1.028	22.94
1,2-DCA	1.018	23.17

Simulation Points for Breakthrough Curves

x		ft
y		ft
z		ft

x		ft
y		ft
z		ft

$$C(x,y,z,t) = \left(\frac{C_0}{8}\right)\exp\left[\left(\frac{x}{2\alpha_x}\right)\left(1-\sqrt{1+\frac{4\lambda\alpha_x}{v}}\right)\right] erfc\left[\frac{x-vt\sqrt{1+\frac{4\lambda\alpha_x}{v}}}{2\sqrt{\alpha_x vt}}\right]\left\{erf\left[\frac{y+\frac{Y}{2}}{2\sqrt{\alpha_y x}}\right]-erf\left[\frac{y-\frac{Y}{2}}{2\sqrt{\alpha_y x}}\right]\right\}\left\{erf\left[\frac{z+Z}{2\sqrt{\alpha_z x}}\right]-erf\left[\frac{z-Z}{2\sqrt{\alpha_z x}}\right]\right\}$$

Benzene Calibration

Spatial Calibration Data (centerline)

x	C_{obs} (mg/L)	C_{sim} (mg/L)
0	1.3	1.3
14.64		0.670
29.28		0.334
43.92		0.163
58.56		0.079
73.2		0.039
87.84		0.019
102.48		0.009
117.12		0.005
131.76		0.002
146.4	0.00038	0.001

Temporal Calibration Data

	0		0	
t (yrs)	C_{obs} (mg/L)	C_{sim} (mg/L)	C_{obs} (mg/L)	C_{sim} (mg/L)
0		1.3		1.3
1.9		1.300		1.300
3.8		1.300		1.300
5.7		1.300		1.300
7.6		1.300		1.300
9.5		1.300		1.300
11.4		1.300		1.300
13.3		1.300		1.300
15.2		1.300		1.300
17.1		1.300		1.300
19		1.300		1.300

Site ID 18871

Site Name Eddies Pit Stop

Model Calibration Parameters

$t_{1/2}$	0.5	yrs	λ	1.386	yr^{-1}
v_x	23.579	ft/yr			
R	1.081				
v_R	21.812	ft/yr	C_{source}	1.3	mg/L
L_p	146.4	ft			
α_x	9.114791	ft	t_{sim}	19	yrs
α_y	0.911479	ft			
α_z	1E-99	ft			

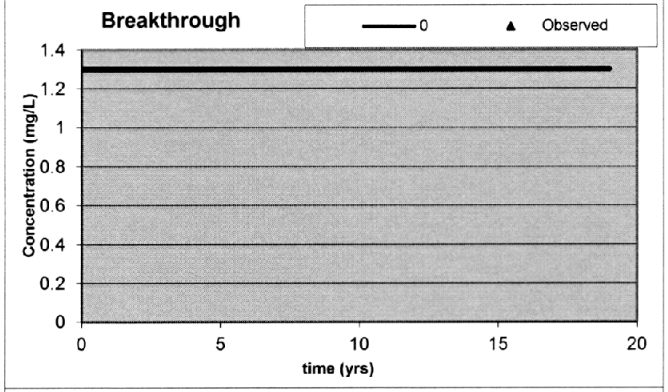

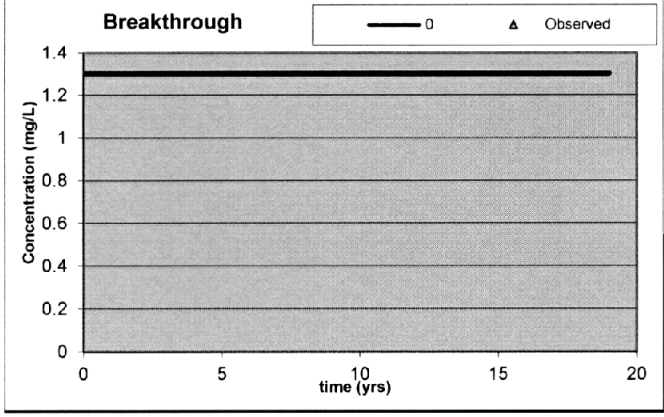

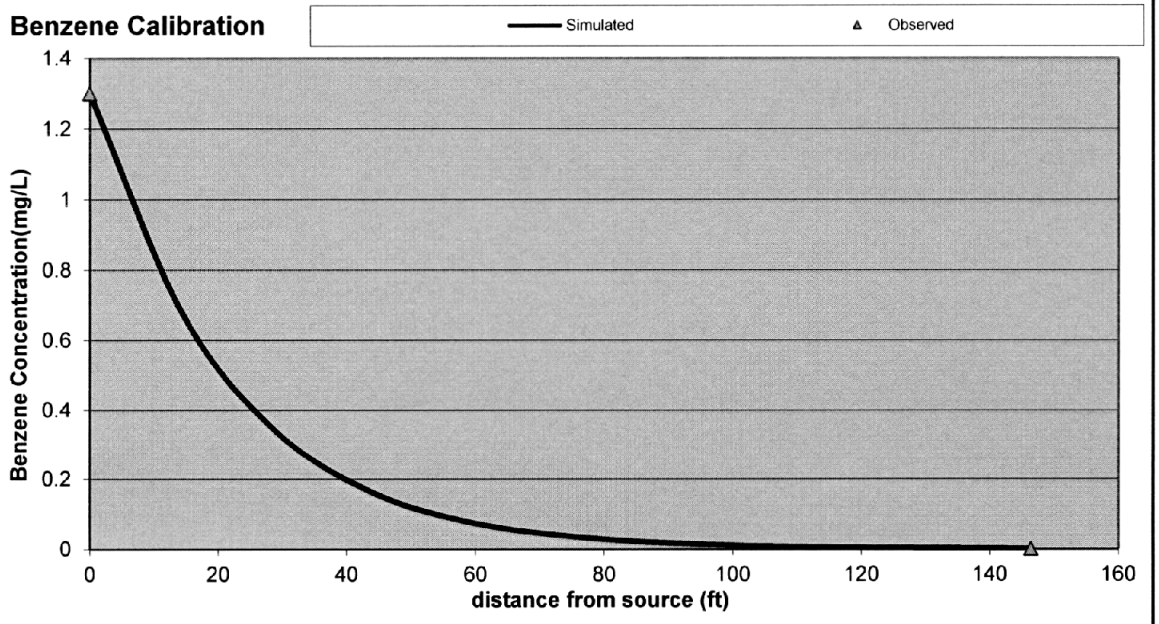

Source	14.64	29.28	43.92	58.56	73.2	87.84	102.48	117.12	131.76	146.4
10	0.56028451	0.26170702	0.1275	0.06302932	0.03135316	0.0156494	0.007829	0.003924	0.00197	0.000991
5	0.6544358	0.31682323	0.15377854	0.07501924	0.03677393	0.0181052	0.008948	0.004438	0.002208	0.001101
0	0.66977406	0.33370909	0.16293073	0.07933712	0.03874093	0.0189956	0.009353	0.004623	0.002292	0.00114
5	0.6544358	0.31682323	0.15377854	0.07501924	0.03677393	0.0181052	0.008948	0.004438	0.002208	0.001101
10	0.56028451	0.26170702	0.1275	0.06302932	0.03135316	0.0156494	0.007829	0.003924	0.00197	0.000991

1,2-DCA Calibration

Spatial Calibration Data

(centerline)

x	C_{obs} (mg/L)	C_{sim} (mg/L)
0	0.0793	0.0793
14.64		0.066
29.28		0.053
43.92		0.042
58.56		0.033
73.2		0.026
87.84		0.021
102.48		0.016
117.12		0.013
131.76		0.011
146.4	0.0087	0.008

Temporal Calibration Data

	0		0	
t (yrs)	C_{obs} (mg/L)	C_{sim} (mg/L)	C_{obs} (mg/L)	C_{sim} (mg/L)
0		0.0793		0.0793
1.9		0.079		0.079
3.8		0.079		0.079
5.7		0.079		0.079
7.6		0.079		0.079
9.5		0.079		0.079
11.4		0.079		0.079
13.3		0.079		0.079
15.2		0.079		0.079
17.1		0.079		0.079
19		0.079		0.079

Site ID 18871

Site Name Eddies Pit Stop

Model Calibration Parameters

$t_{1/2}$	2.2	yrs	λ	0.315	yr^{-1}
v_x	23.579	ft/yr			
R	1.018				
v_R	23.173	ft/yr	C_{source}	0.0793	mg/L
L_p	146.4	ft			
α_x	9.114791	ft	t_{sim}	19	yrs
α_y	0.911479	ft			
α_z	1E-99	ft			

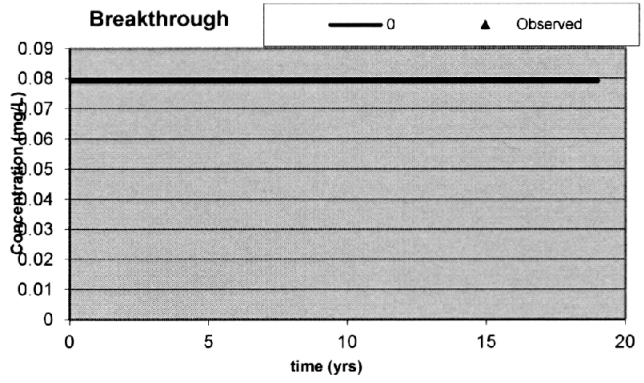

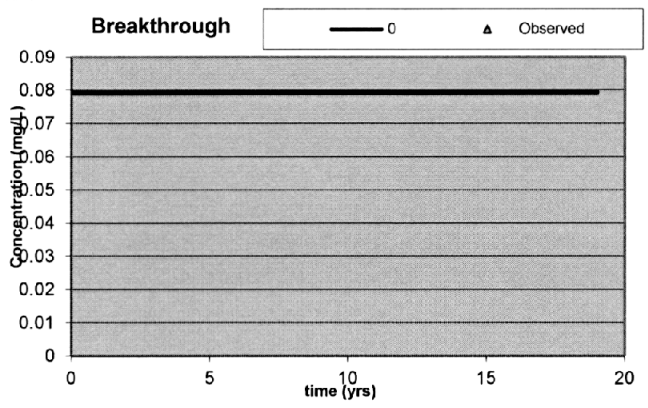

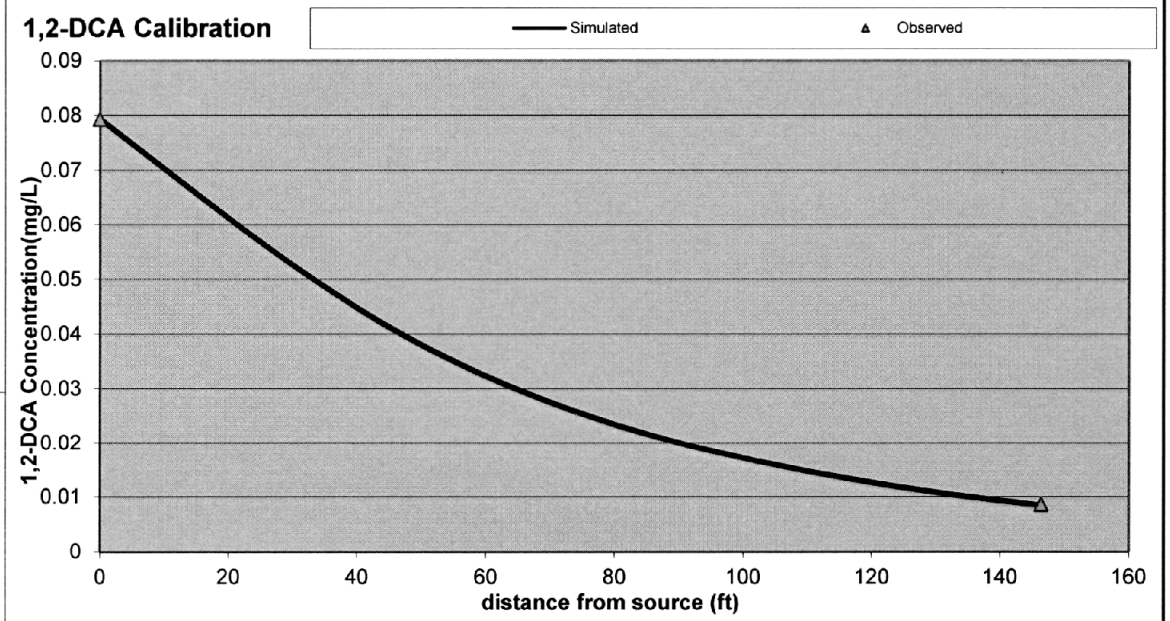

Source	14.64	29.28	43.92	58.56	73.2	87.84	102.48	117.12	131.76	146.4
10	0.05525735	0.04173	0.03286963	0.02627113	0.02112852	0.0170505	0.013792	0.011177	0.009072	0.007375
5	0.0645429	0.05051845	0.03964426	0.03126863	0.02478151	0.0197262	0.015763	0.012639	0.010165	0.008196
0	0.06605562	0.05321095	0.04200371	0.03306836	0.02610705	0.0206963	0.016475	0.013165	0.010556	0.008489
5	0.0645429	0.05051845	0.03964426	0.03126863	0.02478151	0.0197262	0.015763	0.012639	0.010165	0.008196
10	0.05525735	0.04173	0.03286963	0.02627113	0.02112852	0.0170505	0.013792	0.011177	0.009072	0.007375

SSTLs t 1000 yrs

UST Permit # 18871
Site Name: Eddies Pit Stop

SSTLs in mg/L		RBSLs (mg/L):		0.005							0.005
MW #	x (ft)	y (ft)	z (ft)	Benzene SSTL							1,2-DCA SSTL
MW-18D	148	0	0	6.151							0.048
			λ (yr^{-1}):	1.386							0.315
			R:	1.081							1.018
			Pure Substance Solubility:	1750							8520
			Effective Solubility:	44.39							3.7

#18871 shallow: B, E, N, DCA, EDB, TAA ; deep: B, DCA

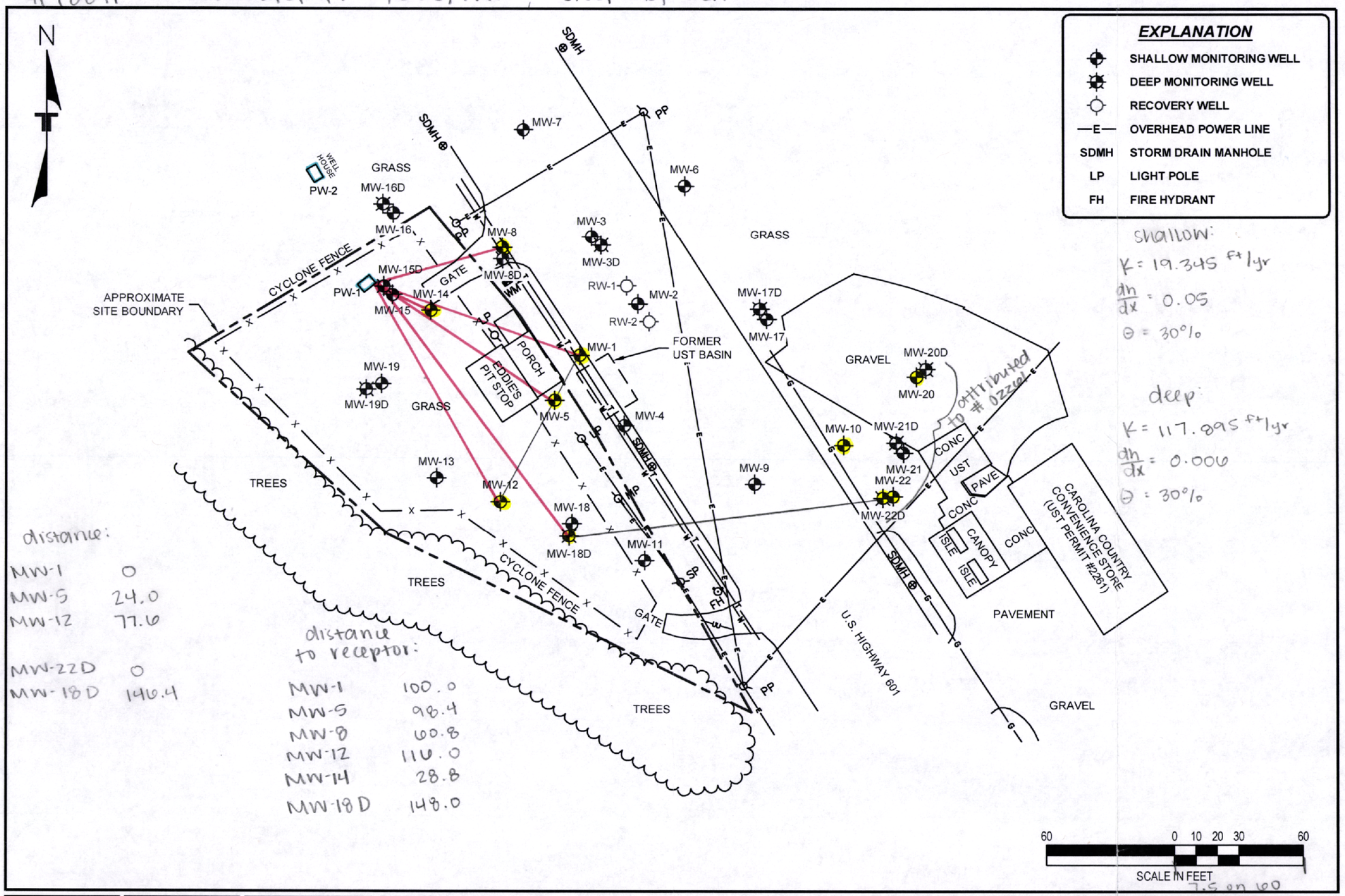

distance:

MW-1	0
MW-5	24.0
MW-12	77.6
MW-22D	0
MW-18D	146.4

distance to receptor:

MW-1	100.0
MW-5	98.4
MW-8	60.8
MW-12	110.0
MW-14	28.8
MW-18D	148.0

shallow:
K = 19.345 ft/yr
$\frac{dh}{dx}$ = 0.05
θ = 30%

deep:
K = 117.895 ft/yr
$\frac{dh}{dx}$ = 0.006
θ = 30%

attributed to #02701

Project Mngr: RWN	Project No. 73098106	Terracon Consulting Engineers and Scientists	SITE MAP WITH UTILITIES	Figure
Drawn By: PTK	Scale: AS SHOWN	521 CLEMSON ROAD COLUMBIA, SC 29229	EDDIE'S PIT STOP - SCDOT ROUTE 2, US HIGHWAY 601 NORTH PAGELAND, SOUTH CAROLINA UST PERMIT #18871	2
Checked By: RWN	File No. 73098106	PH. (803) 741-9000 FAX. (803) 741-9900		
Approved By: PMH	Date: FEBRUARY 2016			

dhec
Healthy People. Healthy Communities.

COPY

APR 08 2022

NO LIMIT LLC
PO BOX 1513
LANCASTER SC 29721

UST 48 Tech DOCKETING

Re: **Water Supply Well Information**
Eddie's Pit Stop, Rt 2 Hwy 601 North, Pageland, SC
UST Permit #18871
Release reported August 29, 2002
Monitoring Report received June 1, 2021
Chesterfield County

To Whom It May Concern:

The Underground Storage Tank Management Division (UST Division) of the South Carolina Department of Health and Environmental Control (DHEC) recently directed groundwater sampling activities of the referenced petroleum release. The UST Division has reviewed the subsequent Monitoring Report and would like to inform you of the sampling results from your water supply well at Tax map # 030 000 000 004.

On April 15, 2021, the contractor collected groundwater samples from your water supply well located on your property. The lab results are enclosed for your information.

The lab results from your water supply well sample indicate that 1,2- DCA is present at a concentration of 0.54 µg/L and DIPE at a concentration of 1.2 µg/L. The safe drinking water standard/Risk Based Screening Level (RBSL) for 1,2-DCA is 5 µg/L and the Action Level for DIPE is 150 µg/L .

Based on these results, the UST Division plans to periodically resample your water supply well to ensure that contaminants remain below the safe drinking water standards. If concentrations increase, or if you so desire, a granular activated carbon (GAC) unit can be installed on your well to remove chemicals of concern.

To assist the UST Division in monitoring your well, please indicate the usage of your well on the enclosed form. South Carolina Well Standards R.61-71 § F.14.b states that "any well removed from service longer than thirty-six months shall be permanently abandoned unless a variance from [DHEC] is requested." If you are no longer using this well and wish for the UST Division to have the well properly abandoned by a South Carolina Certified Well Driller, please indicate this using the attached form. Should you choose to have the well abandoned, there will be no cost to you.

Please return this form to DHEC within 15 days of the date of this letter.

On all correspondence concerning this site, please reference the above UST Permit number. Should you have any questions, please contact me by phone at (803) 898-2446, by fax at (803) 898-0673, or by email at HillNL@dhec.sc.gov.

Sincerely,

Niki Hill

Niki Hill, Hydrogeologist
Corrective Action & Quality Assurance Section
Underground Storage Tank Management Division
Bureau of Land and Waste Management

enc: Lab Analytical Results
Water Supply Well Info Form

cc: Technical file (w/ enc)

Pace Analytical®
www.pacelabs.com

9800 Kincey Ave. Suite 100
Huntersville, NC 28078
(704)875-9092

ANALYTICAL RESULTS

Project: EDDIES PIT STOP
Pace Project No.: 92533988

Sample: PW-1 **Lab ID: 92533988002** Collected: 04/15/21 13:20 Received: 04/20/21 10:35 Matrix: Water

Parameters	Results	Units	PQL	MDL	DF	Prepared	Analyzed	CAS No.	Qual
504 GCS EDB and DBCP	Analytical Method: EPA 504.1 Preparation Method: EPA 504.1 Pace Analytical Services - Charlotte								
1,2-Dibromoethane (EDB)	**0.014U**	ug/L	0.022	0.014	1	04/23/21 09:31	04/23/21 16:50	106-93-4	
Surrogates									
1-Chloro-2-bromopropane (S)	100	%	70-130		1	04/23/21 09:31	04/23/21 16:50	301-79-56	P4
524.2 MSV SC List	Analytical Method: EPA 524.2 Pace Analytical Services - Charlotte								
Benzene	**0.21U**	ug/L	0.50	0.21	1		04/20/21 19:16	71-43-2	
1,2-Dichloroethane	**0.54**	ug/L	0.50	0.16	1		04/20/21 19:16	107-06-2	
Ethylbenzene	**0.22U**	ug/L	0.50	0.22	1		04/20/21 19:16	100-41-4	
Methyl-tert-butyl ether	**0.14U**	ug/L	0.50	0.14	1		04/20/21 19:16	1634-04-4	
Naphthalene	**0.35U**	ug/L	0.50	0.35	1		04/20/21 19:16	91-20-3	
Toluene	**0.20U**	ug/L	0.50	0.20	1		04/20/21 19:16	108-88-3	
Xylene (Total)	**0.22U**	ug/L	0.50	0.22	1		04/20/21 19:16	1330-20-7	
Surrogates									
1,2-Dichlorobenzene-d4 (S)	109	%	70-130		1		04/20/21 19:16	2199-69-1	
4-Bromofluorobenzene (S)	103	%	70-130		1		04/20/21 19:16	460-00-4	
8260 MSV Low Level SC	Analytical Method: EPA 8260D Pace Analytical Services - Charlotte								
tert-Amyl Alcohol	**36.4U**	ug/L	100	36.4	1		04/21/21 16:57	75-85-4	
tert-Amylmethyl ether	**2.7U**	ug/L	10.0	2.7	1		04/21/21 16:57	994-05-8	
3,3-Dimethyl-1-Butanol	**51.9U**	ug/L	100	51.9	1		04/21/21 16:57	624-95-3	
tert-Butyl Alcohol	**26.8U**	ug/L	100	26.8	1		04/21/21 16:57	75-65-0	
tert-Butyl Formate	**29.4U**	ug/L	50.0	29.4	1		04/21/21 16:57	762-75-4	IH,v1
Diisopropyl ether	**1.2**	ug/L	1.0	0.31	1		04/21/21 16:57	108-20-3	
Ethanol	**72.2U**	ug/L	200	72.2	1		04/21/21 16:57	64-17-5	
Ethyl-tert-butyl ether	**3.2U**	ug/L	10.0	3.2	1		04/21/21 16:57	637-92-3	
Surrogates									
4-Bromofluorobenzene (S)	95	%	70-130		1		04/21/21 16:57	460-00-4	
1,2-Dichloroethane-d4 (S)	92	%	70-130		1		04/21/21 16:57	17060-07-0	
Toluene-d8 (S)	104	%	70-130		1		04/21/21 16:57	2037-26-5	

REPORT OF LABORATORY ANALYSIS

This report shall not be reproduced, except in full,
without the written consent of Pace Analytical Services, LLC.

UNDERGROUND STORAGE TANK PROGRAM
BUREAU OF LAND AND WASTE MANAGEMENT
2600 Bull Street
Columbia SC 29201

WATER SUPPLY WELL INFORMATION FORM

Name of Facility (if appropriate) : Eddie's Pit Stop

Tax Map Parcel # : 030 000 000 004

Street Address : _____

City, State, ZIP : Pageland SC, 29728

Phone number: _____

1. There is a water supply well located on the above listed property.
   ☐ Yes ☐ No
2. The water supply well is currently in use.
   ☐ Yes ☐ No
3. The water supply well is used as a source of drinking water.
   ☐ Yes ☐ No
4. The water supply well is used for irrigation.
   ☐ Yes ☐ No
5. Is electricity currently connected to the well? ☐ Yes ☐ No
6. The depth of the water supply well is _____ feet.
7. The diameter of the water supply well is _____ inches.

8. Please list any other important information about the water supply well of which the Department should be aware (e.g. well is located in fenced area, pets present, used for filling swimming pool, etc.).

_____

_____

_____

_____

8. I wish to voluntarily have the water supply well properly abandoned (sealed) by a S.C. certified well driller. I understand that this work will be performed at no cost to me. I grant access to SCDHEC and its contractor to conduct this abandonment.
   ☐ Yes ☐ No

Signature: _____

Name (please print): _____

Witness: _____

Date: _____

Permit # : 18871 PW-1

dhec
Healthy People. Healthy Communities.

MAY 27 2022



ATTN: CHRISTOPHER COOPER
SC DEPT OF TRANSPORTATION
PO BOX 191
COLUMBIA SC 29202

Re: **Site-Specific Work Plan Request for Groundwater Sampling**
Eddie's Pit Stop, RT 2 HWY 601 N, Pageland, SC
UST Permit #18871
Release reported August 29, 2002
Assessment Report received June 1, 2021
Chesterfield County

Dear Mr. Cooper:

The Underground Storage Tank Management Division (UST Division) of the South Carolina Department of Health and Environmental Control (DHEC) has reviewed the referenced report submitted by your contractor. The report documents petroleum chemicals in the soil and groundwater above Risk-Based Screening Levels.

To determine what risk the referenced release may pose to human health and the environment, and in accordance with Section 280.65 of the South Carolina Underground Storage Tank Control Regulations R.61-92, implementation of groundwater sampling is necessary. The groundwater sampling must be conducted in compliance with the current revision of the UST Quality Assurance Program Plan (QAPP), your contractor's Annual Contractor Quality Assurance Plan, and all applicable regulations. The QAPP is available at scdhec.gov/Environment/Land-Waste/Underground-Storage-Tanks/Release-Assessment-Clean/Quality-Assurance.

MW-4 should be redeveloped. Groundwater samples should be collected from MW-1, MW-4, MW-5, MW-7, MW-8, MW-9 MW-10, MW-12, MW-14, MW-20, MW-22, MW-22D, RW-1, RW-2 along with all water supply wells and surface waters within a 1,000-foot radius of the site. Samples should be analyzed for BTEX, Naphthalene, MTBE, 1,2-DCA, the 8 oxygenates, and EDB. All wells should be purged prior to sampling.

Your contractor must complete the SSWP and submit it within 30 days from the date of this letter. Every component may not be necessary to complete the above scope of work. The State Underground Petroleum Environmental Response Bank (SUPERB) Account allowable cost for each component is included on the Assessment Component Cost Agreement Form. **Please note that approval from DHEC must be issued before work begins.**

On all correspondence concerning this site, please reference UST Permit number above. Should you have any questions, please contact me by phone at (803) 898-0606, by fax at (803) 898-0673, or by email at griffiza@dhec.sc.gov.

Sincerely,

Zachary Griffith, Hydrogeologist
Corrective Action & Field Support Section
Underground Storage Tank Management Division
Bureau of Land and Waste Management

cc: Terracon Consultants, Inc., 521 Clemson Road, Columbia, SC 29229
Technical file

LETTER OF TRANSMITTAL

Terracon

521 Clemson Rd.
Columbia, SC 29229
803-741-9000 / 803-741-9900 fax



TO Mr. Zachary Griffith

SCDHEC
Bureau of Land and Waste Management

UST Program
2600 Bull St.

Columbia, SC 29201

DATE 6/2/2022	JOB NO. 73098106
RE: Eddies Pit Stop Site-Specific Work Plan/ GWS	
UST Permit # 18871	

WE ARE SENDING YOU **X** Attached ☐ Under separate cover via _____ the following items:

COPIES	DATE	DESCRIPTION
1	6/2/2022	Site Specific Work Plan/ GWS

RECEIVED
JUN 03 2022
UST DIVISION

THESE ARE TRANSMITTED as checked below:

X For approval
☐ For your use
☐ As requested
☐ For review and comment

☐ Approved as submitted
☐ Approved as noted
☐ Returned for corrections

☐ Resubmit ___ copies for approval
☐ Submit ___ copies for distribution
☐ Return ___ corrected prints

REMARKS:

Enclosed is the SSWP for the above referenced site. Please feel free to call me if you have any questions.

COPY TO: Christopher Cooper/ SCDOT – e-mail

SIGNED: **Mike Hudgins**

If enclosures are not as noted, kindly notify us at once.

Site-Specific Work Plan for Approved ACQAP
Underground Storage Tank Management Division

To: Zachary Griffith (SCDHEC Project Manager)
From: Mike Hudgins (Contractor Project Manager)
Contractor: Terracon Consultants UST Contractor Certification Number: 246

Facility Name: Eddie's Pit Stop UST Permit #: 18871
Facility Address: Route 2 & Highway 601, Pageland, SC
Responsible Party: South Carolina Department of Transportation Phone: 803-737-1395
RP Address: P.O. Box 191, Columbia, SC 29202-0191
Property Owner (if different): Eric Simpson
Property Owner Address: P.O. Box 1513, Lancaster, SC 29721
Current Use of Property: Vacant gas station.

Scope of Work (Please check all that apply)

- ☐ IGWA
- ☐ Tier I
- ☐ Tier II
- ☐ Monitoring Well Installation
- ☑ Groundwater Sampling
- ☐ Other
- ☐ GAC

Analyses (Please check all that apply)

Groundwater/Surface Water:

- ☑ BTEXNMDCA (8260B)
- ☑ Oxygenates (8260B)
- ☑ EDB (8011)
- ☐ PAH (8270D)
- ☐ Lead
- ☐ 8 RCRA Metals
- ☐ TPH
- ☐ pH
- ☐ BOD
- ☐ Nitrate
- ☐ Sulfate
- ☐ Other
- ☐ Methane
- ☐ Ethanol
- ☐ Dissolved Iron

Drinking Water Supply Wells:

- ☑ BTEXNMDCA (524.2)
- ☐ Oxygenates & Ethanol (8260B)
- ☐ Mecury (200.8 245.1 or 245.2)
- ☐ RCRA Metals (200.8)
- ☑ EDB (504.1)

Soil:

- ☐ BTEXNM
- ☐ Lead
- ☐ RCRA Metals
- ☐ PAH
- ☐ Oil & Grease (9071)
- ☐ TPH-DRO (3550B/8015B)
- ☐ TPH-GRO (5030B/8015B)
- ☐ Grain Size
- ☐ TOC

Air:

- ☐ BTEXN

Sample Collection (Estimate the number of samples of each matrix that are expected to be collected.)

____ Soil	2 Water Supply Wells	____ Air	2 Field Blank
14 Monitoring Wells	____ Surface Water	2 Duplicate	2 Trip Blank

Field Screening Methodology

Estimate number and total completed depth for each point, and include their proposed locations on the attached map.

# of shallow points proposed: _____ Estimated Footage: _____ feet per point
# of deep points proposed: _____ Estimated Footage: _____ feet per point
Field Screening Methodology: _____

Permanent Monitoring Wells

Estimate number and total completed depth for each well, and include their proposed locations on the attached map.

# of shallow wells: _____ Estimated Footage: _____ feet per point
# of deep wells: _____ Estimated Footage: _____ feet per point
# of recovery wells: _____ Estimated Footage: _____ feet per point
Comments, if warranted:

_____

_____

UST Permit #: 18871 Facility Name: Eddie's Pit Stop

Implementation Schedule (Number of calendar days from approval)
Field Work Start-Up: 7 Field Work Completion: 31
Report Submittal: 46 # of Copies Provided to Property Owners: 2

Aquifer Characterization
Pump Test: ☐ Slug Test: ☐ (Check one and provide explanation below for choice)

Investigation Derived Waste Disposal
Soil: _____ Tons Purge Water: 14 Gallons
Drilling Fluids: _____ Gallons Free-Phase Product: _____ Gallons

Additional Details For This Scope of Work
For example, list wells to be sampled, wells to be abandoned/repaired, well pads/bolts/caps to replace, details of AFVR event, etc.
Monitoring wells; MW-1, MW-4, MW-5, MW-7, MW-8, MW-9, MW-10, MW-12, MW-14, MW-20, MW-22, MW-22D, RW-1, RW-2 will be sampled during this ground water sampling event as listed in the SDCHEC directive letter.
All monitoring wells and water supply wells PW-1 and PW-2 will be will be purged utilizing the low-flow parametric method listed in Terracon's SOP.
MW-4 will be redeveloped prior to sample collection.

Compliance With Annual Contractor Quality Assurance Plan (ACQAP)
X Laboratory as indicated in ACQAP? (Yes/No) If no, indicate laboratory information below.
Name of Laboratory: _____
SCDHEC Certification Number: _____
Name of Laboratory Director: _____

____ Well Driller as indicated in ACQAP? (Yes/No) If no, indicate driller information below.
Name of Well Driller: _____
SCLLR Certification Number: _____

____ Other variations from ACQAP. Please describe below.

Attachments
1. Attach a copy of the relevant portion of the USGS topographic map showing the site location.
2. Prepare a site base map. This map must be accurately scaled, but does not need to be surveyed. The map must include the following:
   - North Arrow
   - Location of property lines
   - Location of buildings
   - Previous soil sampling locations
   - Previous monitoring well locations
   - Proposed soil boring locations
   - Proposed monitoring well locations
   - Legend with facility name and address, UST permit number, and bar scale
   - Streets or highways (indicate names and numbers)
   - Location of all present and former ASTs and USTs
   - Location of all potential receptors
3. Assessment Component Cost Agreement, SCDHEC Form D-3664

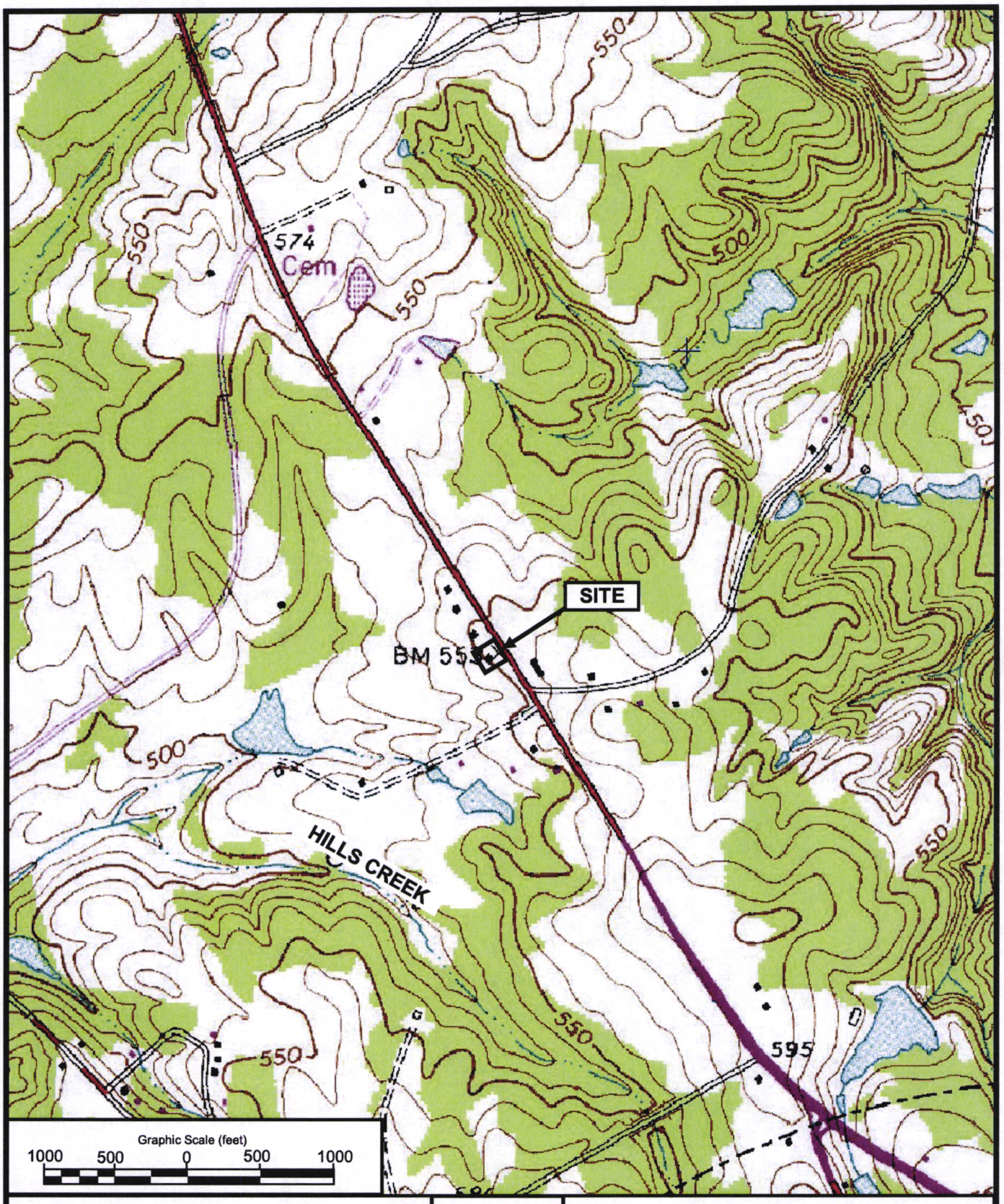

USGS TOPOGRAPHIC QUADRANGLE MAP
PAGELAND, SOUTH CAROLINA

DATE: 1993
SCALE: 1 INCH = 1000 FEET
PROJECT NO. 73098106

N

Terracon

SITE LOCATION MAP
EDDIE'S PITT STOP
ROUTE 2, US HIGHWAY 601 NORTH
PAGELAND, SOUTH CAROLINA

FIGURE 1: TOPOGRAPHIC MAP

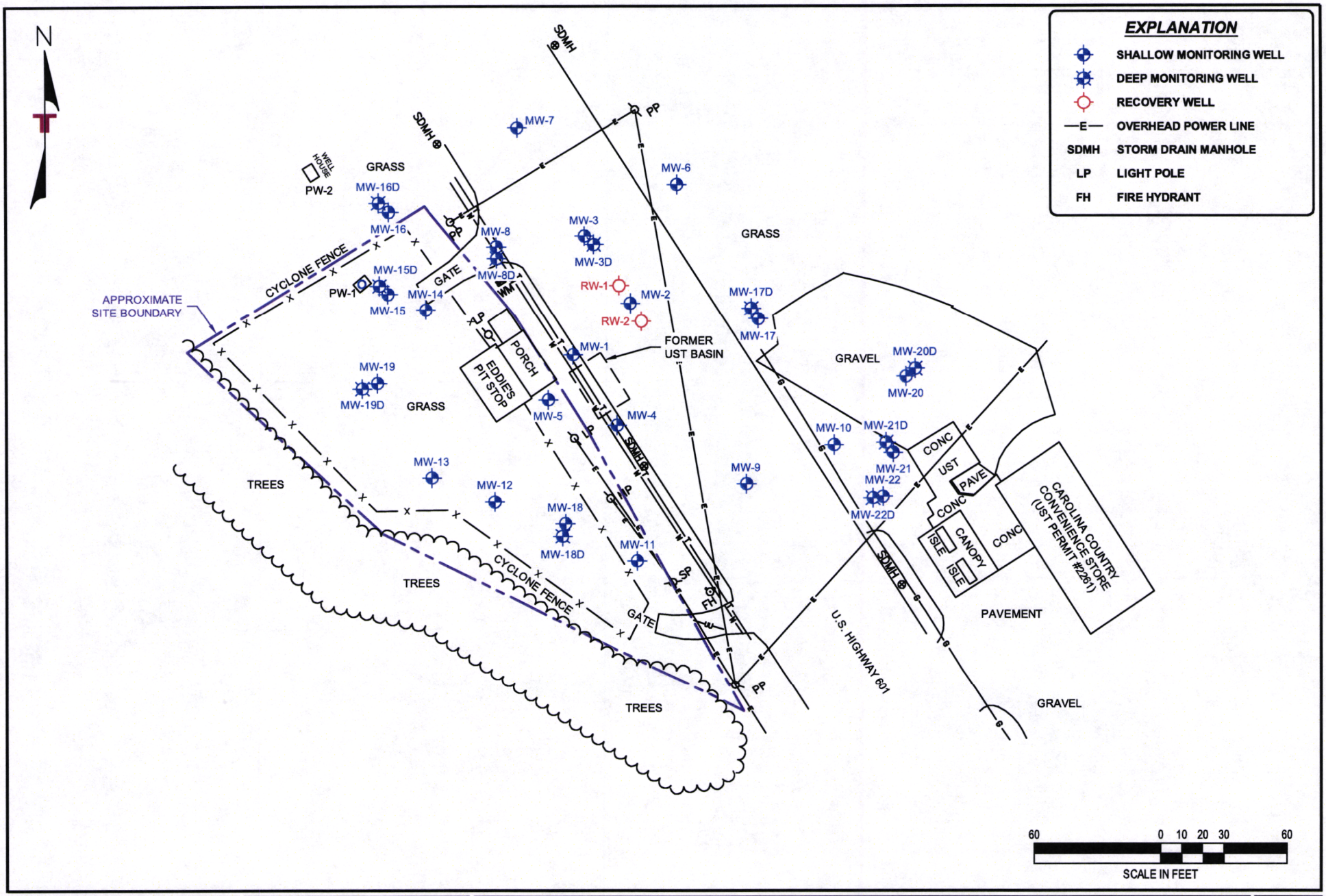

Project Mngr: RWN	Project No. 73098106	
Drawn By: PTK	Scale: AS SHOWN	
Checked By: RWN	File No. 73098106	
Approved By: PMH	Date: FEBRUARY 2016	

Terracon
Consulting Engineers and Scientists
521 CLEMSON ROAD COLUMBIA, SC 29229
PH. (803) 741-9000 FAX. (803) 741-9900

SITE MAP WITH UTILITIES

EDDIE'S PIT STOP - SCDOT
ROUTE 2, US HIGHWAY 601 NORTH
PAGELAND, SOUTH CAROLINA
UST PERMIT #18871

Figure 2

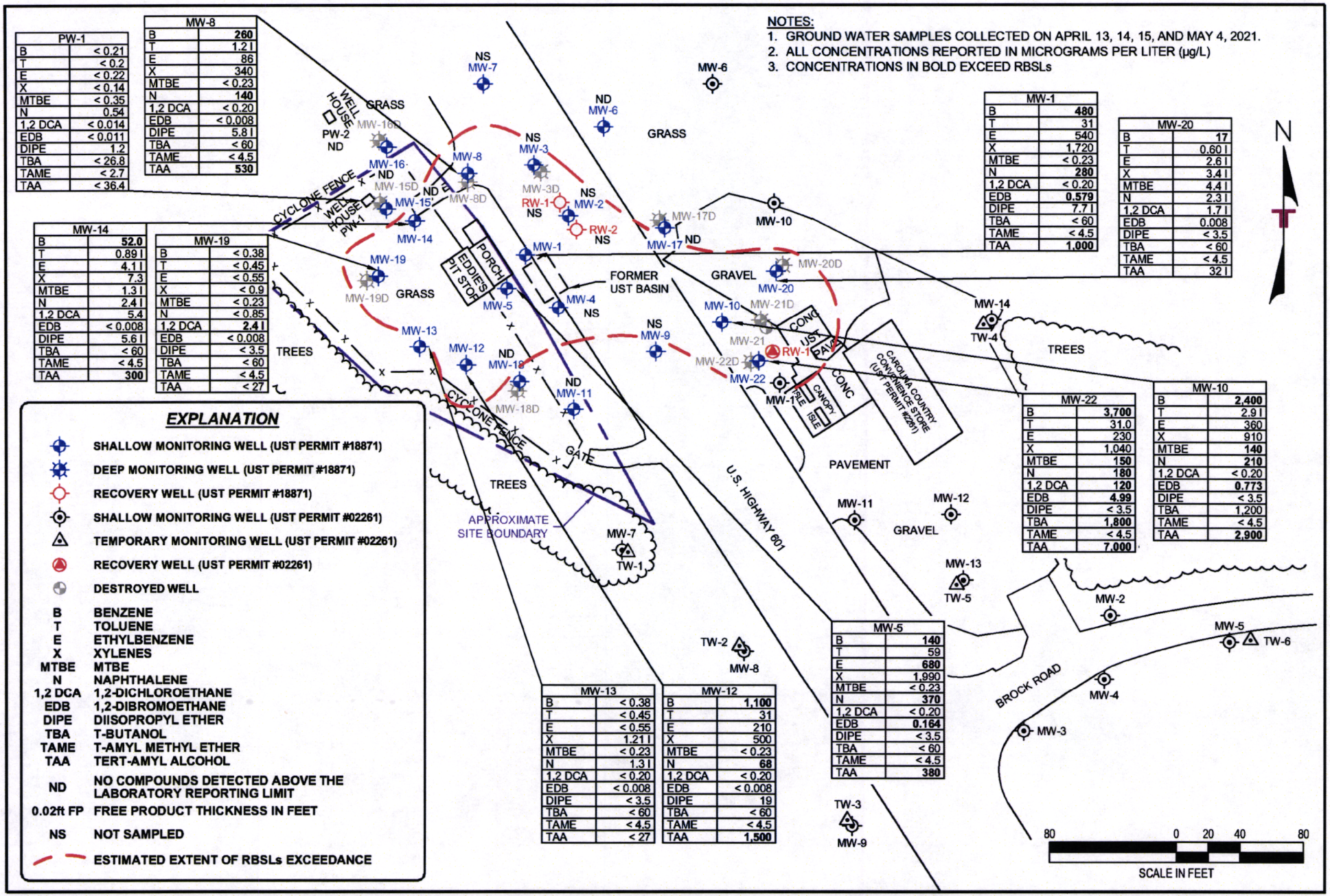

Project Mngr:	RWN
Drawn By:	PTK
Checked By:	RWN
Approved By:	PMH
Project No.	73098106
Scale:	AS SHOWN
File No.	73098106
Date:	MAY 2021

Terracon
Consulting Engineers and Scientists
521 CLEMSON ROAD COLUMBIA, SC 29229
PH. (803) 741-9000 FAX. (803) 741-9900

COC CONCENTRATION MAP OF THE UPPER PORTION OF THE SHALLOW AQUIFER

EDDIE'S PIT STOP - SCDOT
ROUTE 2, US HIGHWAY 601 NORTH
PAGELAND, SOUTH CAROLINA
UST PERMIT #18871

Figure 4

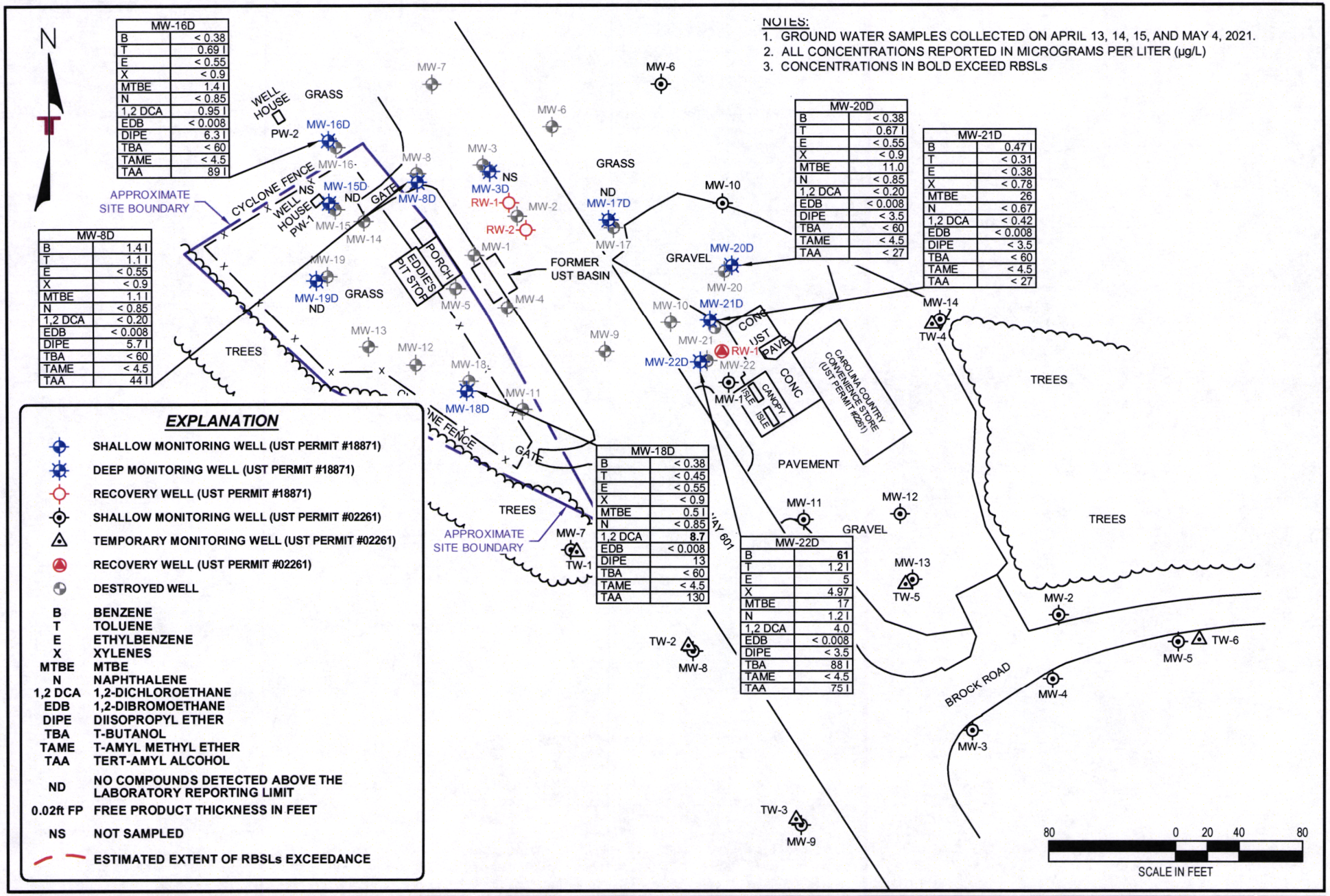

Project Mngr: RWN	Project No. 73098106	Terracon Consulting Engineers and Scientists	COC CONCENTRATION MAP OF THE LOWER PORTION OF THE SHALLOW AQUIFER
Drawn By: PTK	Scale: AS SHOWN	521 CLEMSON ROAD COLUMBIA, SC 29229	EDDIE'S PIT STOP - SCDOT
Checked By: RWN	File No. 73098106	PH. (803) 741-9000 FAX. (803) 741-9900	ROUTE 2, US HIGHWAY 601 NORTH
Approved By: PMH	Date: MAY 2021		PAGELAND, SOUTH CAROLINA
			UST PERMIT #18871

Figure 4A

dhec
Healthy People. Healthy Communities.

ASSESSMENT COMPONENT COST AGREEMENT
SOUTH CAROLINA
Department of Health and Environmental Control
Underground Storage Tank Management Division
State Underground Petroleum Environmental Response Bank Account
January 1, 2020

Facility Name: Eddies Pit Stop

UST Permit #: 18871 **Cost Agreement #:**

ITEM	QUANTITY	UNIT	UNIT PRICE	TOTAL
A. **Plan Preparation**				
1. Site-specific Work Plan	1	each	$160.05	$160.05
2. Tax Map		each	$74.69	$0.00
3. Tier II or Comp. Plan /QAPP Appendix B		each	$250.00	$0.00
B. **Receptor Survey ***		each	$587.92	$0.00
C. **Survey (500 ft x 500 ft)**				
1. Comprehensive Survey		each	$1,109.68	$0.00
Subsurface Geophysical Survey				
2. < 10 meters below grade		each	$1,387.10	$0.00
3. > 10 meters below grade		each	$2,464.77	$0.00
4. Geophysical UST or Drum Survey		each	$970.97	$0.00
D. **Mob/Demob**				
1. Equipment		each	$1,088.34	$0.00
2. Personnel **Sampling, IDW Disposal**	2	each	$451.34	$902.68
3. Adverse Terrain Vehicle		each	$533.50	$0.00
E.. **Soil Borings (hand auger)***		foot	$5.34	$0.00
F. **Soil Borings (requiring equipment, push technology, etc) or Field Screening (including water ssample, soil sample, soil gas sample, etc.)***				
1. Standard		per foot	$16.01	$0.00
2. Fractured Rock		per foot	$21.55	$0.00
G. **Soil Leachability Model**		each	$64.02	$0.00
H. **Abandonment (per foot)***				
1. 2" diameter or less		per foot	$3.31	$0.00
2. Greater than 2" to 6" diameter		per foot	$4.80	$0.00
3. Dug/Bored well (up to 6 feet diameter)		per foot	$16.00	$0.00
I. **Well Installation (per foot)***				
1. Water Table (hand augered)		per foot	$11.31	$0.00
2. Water Table (drill rig) 2" Diameter		per foot	$40.55	$0.00
3. Telescoping		per foot	$53.35	$0.00
4. Rock Drilling		per foot	$61.89	$0.00
5. 2" Rock Coring		per foot	$32.97	$0.00
6. Rock Multi-sampling ports/screens		per foot	$35.64	$0.00
7. Recovery Well (4" diameter)		per foot	$48.02	$0.00
8. Pushed Pre-packed screen (1.25" dia)		per foot	$16.01	$0.00
9. Rotosonic (2" diameter)		per foot	$46.95	$0.00
10. Re-develop Existing Well	49	per foot	$11.74	$575.26
J. **Groundwater Sample Collection / Gauge Depth to Water or Product ***				
1. Groundwater Purge		per well	$64.02	$0.00
2. Air or Vapors		sample	$12.80	$0.00
3. Water Supply Sample or Duplicate	3	sample	$23.47	$70.41
4. Groundwater No Purge or Duplicate or Grab	1	sample	$29.88	$29.88
5. Gauge Well only		sample	$7.47	$0.00
6. Sample Below Product		sample	$12.80	$0.00
7. Passive Diffusion Bag		sample	$27.74	$0.00
8. Field Blank	2	sample	$26.25	$52.50
9. Groundwater (low flow purge)	14	sample	$97.10	$1,359.40
10. Equipment Blank		sample	$26.25	$0.00

K. Laboratory Analyses-Groundwater					
1. BTEXNM+Oxyg's+1,2 DCA+Eth(8260B)	17	per sample	$130.17		$2,212.89
2. Lead, Filtered		per sample	$14.72		$0.00
3. Rush EPA Method 8260B		per sample	$163.89		$0.00
4. Trimethal, Butyl, and Isopropyl Benzenes		per sample	$29.88		$0.00
5. PAH's		per sample	$64.66		$0.00
6. Lead		per sample	$17.07		$0.00
7. EDB by EPA 8011	16	per sample	$48.23		$771.68
8. EDB by EPA Method 8011 Rush		per sample	$72.77		$0.00
9. 8 RCRA Metals		per sample	$67.65		$0.00
10. TPH (9070)		per sample	$43.75		$0.00
11. PH		per sample	$5.55		$0.00
12. BOD		per sample	$21.34		$0.00
13. Ethanol		per sample	$15.79		$0.00
K. Analyses-Drinking Water					
14. BTEXNM+1,2 DCA (524.2)	5	per sample	$132.36		$661.80
15. 7-OXYGENATES & ETHANOL (8260B)	5	per sample	$97.90		$489.50
16. EDB (504.1)	4	per sample	$84.83		$339.32
17. RCRA METALS (200.8)		per sample	$106.70		$0.00
K. **Analyses-Soil**					
18. BTEX + Naphth.		per sample	$68.29		$0.00
19. PAH's		per sample	$68.33		$0.00
20. 8 RCRA Metals		per sample	$60.18		$0.00
21. TPH-DRO (3550C/8015C)		per sample	$42.68		$0.00
22. TPH- GRO (5035B/8015C)		per sample	$38.37		$0.00
23. Grain size/hydrometer		per sample	$110.97		$0.00
24. Total Organic Carbon		per sample	$32.65		$0.00
K. **Analyses-Air**					
25. BTEX + Naphthalene		per sample	$230.47		$0.00
K. **Analyses-Free Phase Product**					
26. Hydrocarbon Fuel Identification		per sample	$380.92		$0.00
L. **Aquifer Characterization***					
1. Pumping Test		per hour	$24.54		$0.00
2. Slug Test		per test	$203.80		$0.00
3. Fractured Rock		per test	$106.70		$0.00
M. **Free Product Recovery Rate Test***		each	$40.55		$0.00
N. **Fate/Transport Modeling**					
1. Mathematical Model		each	$106.70		$0.00
2. Computer Model		each	$106.70		$0.00
O. **Risk Evaluation**					
1. Tier I Risk Evaluation		each	$320.10		$0.00
2. Tier II Risk Evaluation		each	$106.70		$0.00
P. **Subsequent Survey***		each	$260.00		$0.00
Q. **Disposal (gallons or tons)***					
1. Wastewater	35	gallon	$0.60		$21.00
2. Free Product		gallon	$0.53		$0.00
3. Soil Treatment/Disposal		ton	$64.02		$0.00
4. Drilling fluids		gallon	$0.45		$0.00
R. **Miscellaneous (attach receipts)**					
		each	$0.00		$0.00
		each	$0.00		$0.00
		each	$0.00		$0.00
T. **Tier I Assessment (Use DHEC 3665 form)**					$0.00
1. Southeast Region		standard	$11,026.00		$0.00
2. All Other Counties		standard	$12,093.00		$0.00

U. IGWA (Use DHEC 3666 form)					
1. Southeast Region		standard	$3,803.00		$0.00
2. All Other Counties		standard	$4,123.00		$0.00
22. **Corrective Action (Use DHEC 3667 form)**		PFP Bid			$0.00
W. **Aggressive Fluid & Vapor Recovery (AFVR)**					
1. 8-hour Event*		per event	$1,467.13		$0.00
2. 24-hour Event*		per event	$4,081.28		$0.00
3. 48-hour Event*		per event	$6,706.10		$0.00
4. 96-hour Event*		per event	$13,409.52		$0.00
5. Off-gas Treatment 8 hour		per event	$130.71		$0.00
6. Off-gas Treatment 24 hour		per event	$257.68		$0.00
7. Off-gas Treatment 48 hour		per event	$348.91		$0.00
8. Off-gas Treatment 96 hour		per event	$832.26		$0.00
9. Off-gas Treatment 8 hour (w/chlorinated compounds)		per event	$430.00		$0.00
10. Off-gas Treatment 24 hour (w/chlorinated compounds)		per event	$500.00		$0.00
11. Off-gas Treatment 48 hour (w/chlorinated compounds)		per event	$1,000.00		$0.00
12. Off-gas Treatment 96 hour (w/chlorinated compounds)		per event	$2,000.00		$0.00
13. AFVR Effluent Disposal(w/chlorinated compounds)		gallon	$0.50		$0.00
14. AFVR Site Reconnaissance		each	$216.87		$0.00
15. Additional Hook-ups		each	$27.48		$0.00
16. AFVR Effluent Disposal		gallon	$0.47		$0.00
17. AFVR Mobilization/Demobilization		each	$417.73		$0.00
X. **Granulated Activated Carbon (GAC) filter system installation & service:**					
1. New GAC System Installation*		each	$2,027.30		$0.00
2. Refurbished GAC Sys. Install*		each	$960.30		$0.00
3. Filter replacement/removal*		each	$373.45		$0.00
4. GAC System removal, cleaning, & refurbishment*		each	$293.43		$0.00
5. GAC System housing*		each	$266.75		$0.00
6. In-line particulate filter		each	$160.05		$0.00
7. Additional piping & fittings		foot	$1.60		$0.00
Y. **Well Repair**					
1. Additional Copies of the Report Delivered	1	each	$53.35		$53.35
2. Repair 2x2 MW pad*		each	$53.35		$0.00
3. Repair 4x4 MW pad*		each	$93.90		$0.00
4. Replace well vault*		each	$125.91		$0.00
5. Replace well cover bolts		each	$2.77		$0.00
6. Replace locking well cap & lock		each	$16.00		$0.00
7. Replace/Repair stick-up*		each	$142.98		$0.00
8. Convert Flush-mount to Stick-up*		each	$160.05		$0.00
9. Convert Stick-up to Flush-mount*		each	$138.71		$0.00
10. Replace missing/illegible well ID plate		each	$12.80		$0.00
S. Report Prep & Project Management	12%	percent	$7,699.72		$923.97
TOTAL					$8,623.69

DHEC D-4073 (1-2020) *The appropriate mobilization cost can be added to complete these tasks, as necessary

dhec
Healthy People. Healthy Communities.

JUN 23 2022

UST 51 DOCKETING

ATTN: CHRISTOPHER COOPER
SC DEPARTMENT OF TRANSPORTATION
PO BOX 191
COLUMBIA SC 29202

Re: **Site Specific Work Plan Approval and Groundwater Sampling Notice to Proceed**
Eddies Pit Stop, RT 2 HWY 601 N, Pageland, SC
UST Permit #18871; CA #65594
Release reported August 29, 2002
SSWP received June 3, 2022
Chesterfield County

Dear Mr. Cooper:

The Underground Storage Tank Management Division (UST Division) of the South Carolina Department of Health and Environmental Control (DHEC) has reviewed and approved the referenced Site Specific Work Plan (SSWP) submitted by your contractor. The groundwater sampling event should begin immediately upon receipt of this letter. All work should be conducted in compliance with the current revision of the UST Quality Assurance Program Plan (QAPP), your contractor's Annual Contractor Quality Assurance Plan, and all applicable regulations. The QAPP is available at scdhec.gov/environment/land-waste/underground-storage-tanks/release-assessment-clean/quality-assurance.

The Contractor must provide the UST Project Manager with a Project Status Report on a weekly basis via e-mail or notify the UST Project Manager via email 4 days prior to initiation of any site rehabilitation activities. If there are any changes or conflicts with the date(s) of site activities, the UST Project Manager must be contacted within 24 hours of those changes.

The Monitoring Report, contractor checklist (QAPP Appendix K), and invoice for the first event should be submitted to the UST Division within sixty (60) days from the date of this letter. Subsequent reports should be submitted on the previously requested schedule. All reports submitted for these activities should include the required information outlined in the QAPP.

In accordance with Section IV.A.4.c of the SUPERB Site Rehabilitation & Fund Access Regulation (R.61-98), the contractor shall be required to indemnify the property owner, underground storage tank owner/operator and the State of South Carolina from and against all claims, damages, losses and expenses arising out of or resulting from activity conducted by the contractor, its agents, employees or subcontractors.

Your contractor can submit an invoice for each completed report for direct payment from the State Underground Petroleum Environmental Response Bank (SUPERB) Account for pre-approved costs. If the first invoice is not submitted within 120 days from the date of this letter, monies allocated for this cost agreement will be uncommitted. This means that invoices will not be processed for payment until all other committed funds are paid or monies become available.

Pursuant to S.C. Code Ann. Section 44-2-40(D), "The SUPERB Account and the SUPERB Financial Responsibility Fund shall provide combined coverage for site rehabilitation and third party claims, respectively, not to exceed one million dollars per occurrence". According to UST Division records, approximately $255,754.11 has been expended from the SUPERB Account to date. This scope of work, as recommended by your contractor, is anticipated to cost approximately $8,623.69.

Please note that Section 44-2-130 of the SUPERB Statute states that no costs will be allowed unless prior approval is obtained from DHEC. If for any reason additional tasks will be completed, these additional tasks and the associated cost must be pre-approved by the UST Division for the cost to be paid. The UST Division reserves the authority to pay only for work properly performed and/or technically justified and will only pay rates in accordance with established criteria. Further, the UST Division reserves the right to question and/or reject costs if deemed unreasonable and the right to audit project records at any time during the project or after completion of work.

Please note that applicable South Carolina certification requirements regarding laboratory services, well installation, and report preparation must be satisfied. Any site rehabilitation activity associated with the UST release must be performed by a DHEC-certified site rehabilitation contractor as required by R.61-98.

The UST Division grants pre-approval for transportation of virgin petroleum impacted soil and groundwater from the referenced site to a permitted treatment facility following each sampling event. There can be no spillage or leakage in transport. All investigation-derived waste (IDW) must be properly contained and labeled prior to disposal. IDW should not be stored on-site longer than ninety (90) days. A copy of the disposal manifest and/or acceptance letter from the receiving facility that clearly designates the quantity received must be included as an appendix to each report. If the Chemical of Concern (CoC) concentrations based on laboratory analysis is below Risk-Based Screening Levels (RBSLs), please contact the project manager for approval to dispose of soil and/or groundwater on-site. The SUPERB Account will not reimburse for transportation or treatment of soil and/or groundwater with concentrations below RBSLs.

If it is determined, upon review of any report, that data acquisition and site conditions meet the requirements established in Section A6.XVI of the QAPP, you and your contractor will be notified that a no further action or conditional no further action decision will be issued and that all further work under this cost agreement will be terminated.

On all correspondence concerning this site, please reference the above UST Permit number. Should you have any questions, please contact me by phone at (803) 898-0606, by fax at (803) 898-0673, or by email at griffiza@dhec.sc.gov.

Sincerely,

Zachary Griffith

Zachary Griffith, Hydrogeologist
Corrective Action & Field Support Section
Underground Storage Tank Management Division
Bureau of Land and Waste Management

enc: Approved Cost Agreement

cc: Terracon Consultants, Inc., 521 Clemson Road, Columbia, SC 29229 (w/enc)
Technical file (w/enc)

Approved Cost Agreement 65594

Facility: 18871 EDDIES PIT STOP
USTVAC1
PO Number: 93001

Task / Description	Categories	Item	Description	Qty / Pct	Unit Price	Amount
A PLAN PREPARATION						
		1	SITE SPECIFIC WORK PLAN	1.0000	$160.050	160.05
D MOB/DEMOB						
		2	PERSONNEL	2.0000	$451.340	902.68
I WELL INSTALLATION						
		10	RE-DEVELOP EXISTING WELL	49.0000	$11.740	575.26
J SAMPLE COLLECTION						
		3	WATER SUPPLY SAMPLE/ DUPLICATE	3.0000	$23.470	70.41
		4	GROUNDWATER NO-PURGE/DUPL/GRAB	1.0000	$29.880	29.88
		8	FIELD BLANK	2.0000	$26.250	52.50
		9	GROUNDWATER (LOW FLOW PURGE)	14.0000	$97.100	1,359.40
K ANALYSES						
	DW DRINKING WATER	14	BTEXNM+1,2 DCA (524.2) WSW	5.0000	$132.360	661.80
		15	OXYGENATES & ETHANOL 8260B WSW	5.0000	$97.900	489.50
		16	EDB (504.1) WSW	4.0000	$84.830	339.32
	GW GROUNDWATER	1	BTEXNM+OXYGS+1,2-DCA+ETH-8260B	17.0000	$130.170	2,212.89
		7	EDB BY EPA 8011	16.0000	$48.230	771.68
Q DISPOSAL						
		1	WASTEWATER	35.0000	$0.600	21.00
S REPORT PROJECT MANAGEMENT						
		S	REPORT PREP & PROJ. MANAGEMENT	0.1200	$7,699.720	923.97
Y WELL REPAIR						
		1	ADDITIONAL COPIES OF REPORT	1.0000	$53.350	53.35
				Total Amount		8,623.69

LETTER OF TRANSMITTAL

Terracon
521 Clemson Rd.
Columbia, SC 29229
803-741-9000 / 803-741-9900 fax

TO Mr. Zachary Griffith

SCDHEC
Bureau of Land and Waste Management

UST Program
2600 Bull St.

Columbia, SC 29201

DATE 10/7/2022	JOB NO. 73227210
RE: Eddies Pit Stop Report of Groundwater Sampling	
UST Permit # 18871 CA # 65594	

WE ARE SENDING YOU **X** Attached ☐ Under separate cover via _____ the following items:

RECEIVED
OCT 07 2022
UST DIVISION

COPIES	DATE	DESCRIPTION
1	10/7/2022	Report of Groundwater Sampling

UST
52
Rec'd
SCDHEC

THESE ARE TRANSMITTED as checked below:

X For approval
☐ For your use
☐ As requested
☐ For review and comment
☐ Approved as submitted
☐ Approved as noted
☐ Returned for corrections
☐ Resubmit ___ copies for approval
☐ Submit ___ copies for distribution
☐ Return ___ corrected prints

REMARKS:

Enclosed is the above referenced documents. Please feel free to call me if you have any questions.

COPY TO: David Cook/ SCDOT – e-mail

SIGNED: **Jordan Floyd**

If enclosures are not as noted, kindly notify us at once.

Ground Water Assessment Report

Eddies Pitt Stop
Route 2, US Highway 601 North
Pageland, South Carolina

UST PERMIT # 18871



October 7, 2022
Terracon Project No. 73227210

Prepared for:
South Carolina Department of Transportation
P.O. Box 191
Columbia, South Carolina 29202

Prepared by:
Terracon Consultants, Inc.
Columbia, South Carolina

Offices Nationwide Established in 1965
Employee-Owned terracon.com
Terracon
Geotechnical ■ Environmental ■ Construction Materials ■ Facilities

October 7, 2022

Mr. Zachary Griffith
South Carolina Department of Health
and Environmental Control
Bureau of Land and Waste Management
UST Program
2600 Bull Street
Columbia, South Carolina 29201

Re: ***Report of Ground Water Assessment***
Eddies Pitt Stop
Route 2, US Highway 601 North, Pageland, South Carolina
UST Permit # 18871; CA #65594
Terracon Project No. 73227210

Dear Mr. Griffith:

On behalf of the South Carolina Department of Transportation, **Terracon Consultants, Inc.** is pleased to submit this Report of Ground Water Assessment for the Eddies Pitt Stop in Pageland, South Carolina. This report summarizes the results of the assessment activities and our conclusions and recommendations.

If you have any questions regarding the contents of this report, or if you need additional information, please contact us at (803) 741-9000.

Sincerely,

Terracon Consultants, Inc.
UST Contractor Certification No. 246

Jordan Floyd
Staff Geologist

P. Michael Hudgins, P.G.
Senior Hydrogeologist
S.C. Registration No. 1137

P. MICHAEL HUDGINS REGISTERED NO. 1137 SOUTH CAROLINA PROFESSIONAL GEOLOGIST

Attachment

cc: David Cook/SCDOT

TABLE OF CONTENTS

SECTION **PAGE NO.**

Cover Letter

TABLE OF CONTENTS.....ii

1.0 INTRODUCTION.....1
1.1 Site Description and History 1
1.2 Site Geology and Hydrogeology 2
2.0 GROUND WATER SAMPLING ACTIVITIES 3
2.1 Site Geology and Hydrogeology 3
2.2 Monitoring Well Development..... 4
2.3 Significant Deviations 4
2.4 Assessment Results..... 4
3.0 CONCLUSIONS AND RECOMMENDATIONS 5

FIGURES

1 Site Location Map
2 Site Map with Utilities
4 COC Concentration Map of the Upper Portion of the Shallow Aquifer
4A COC Concentration Map of the Lower Portion of the Shallow Aquifer
5 Potentiometric Surface Map of the Upper Portion of the Shallow Aquifer
5A Potentiometric Surface Map of the Lower Portion of the Shallow Aquifer

TABLES

2 Ground Water Monitoring Well Elevation Data
3 Ground Water Analytical Data – Petroleum Related Compounds
3A Ground Water Analytical Data – Oxygenates

APPENDICES

A Ground Water Sampling Logs and Laboratory Analytical Report
E Development Log
G Waste Disposal Manifest
K SCDHEC QAPP Contractors Checklist

Note: *Figure 3, Table 1, and select Appendices were omitted intentionally to adhere to the reporting format as required by the QAPP.*

1.0 INTRODUCTION

Terracon Consultants, Inc. (Terracon) has completed a comprehensive ground water sampling at the Eddies Pitt Stop site located in Pageland, South Carolina. The purpose of this assessment was to determine the current ground water quality conditions from a reported underground storage tank (UST) release at the site. The work was performed in accordance with the South Carolina Department of Health and Environmental Control (SCDHEC) Cost Agreement #65594 dated June 23, 2022, Terracon's Annual Contractor Quality Assurance Plan (ACQAP), and Site Specific Work Plan (SSWP) received by SCDHEC from Terracon on June 6, 2022. This report includes a description of the activities performed during this assessment, along with our current findings, conclusions and recommendations.

1.1 Site Description and History

The site is bound to the east by US Highway 601 and the Carolina Country Convenience Store (UST Permit # 02261) to the south by agricultural land; to the west by the remainder of the former Eddie's Pit Stop property; and to the north by residential land. A topographic map showing the site location is presented as Figure 1.

The site is composed of a vacant gas station. The property is owned by South Carolina Department of Transportation (SCDOT).

Carolina Country Convenience Store (UST Permit # 02261) currently operates an UST system located approximately 150 feet east from the former Eddie's UST basin across Highway 601. According to the SCDHEC database, the site has a reported release dated September 30, 2008 and a confirmed clean up date of November 6, 2008.

A water well survey was conducted as part of a previous assessment. Two irrigation or water supply wells (PW-1 and PW-2) were observed within a ½ mile radius of the site. PW-1 is an unused well on the subject site. PW-2 is used as an irrigation supply well located offsite on the adjacent residential property (Casper residence). The site and surrounding area is serviced drinking water from a municipal water supply system.

The site has been defined as the area of the former USTs, which is now located within the SCDOT right-of-way of Highway 601. The right-of-way and US Highway 601 were expanded in 2001 as part of road improvements in Chesterfield County. Eddies Pitt Stop convenience store/gas station previously operated one 750 gallon and one 2,000 gallon gasoline UST. These USTs were abandoned by removal in August 2002, and a release was reported with the UST closure in August 2002. Directives to conduct a Tier I and Tier II Assessments were issued by the SCDHEC in 2009 and 2012, respectively, which included installation of 22 shallow wells and 10 deep

monitoring wells. A summary of the well construction and water level data is presented on Table 2.

A total of six ground water assessments have been conducted between the years of 2012 and 2021. In 2015 and 2017 free phase product was detected in monitoring well MW-2. It appears the highest petroleum concentrations occur in the vicinity of the UST basin associated with UST#: 18871. During the previous sampling events, elevated hydrocarbon levels were detected above RBSLs in four background monitoring wells. These detections may be associated with a potential separate release from the up gradient Carolina Convenience UST location (Permit #02261). The extent of the plume in the upper portion and lower portion of the shallow aquifer does not appear to be well defined in regards to ground water flow. It should be noted that in previous sampling events, trace amount of Benzene have been detected in water supply well PW-2 and 1,2 DCA in PW-1.

Between the years of 2016 and 2018 three 8 hour AFVR and two 96 hour AFVR were conducted on various of wells surrounding the UST basins. These events appear to have removed the presence of free phase product, but due to the lack of data from the 2019 sampling event on MW-2, this cannot be confirmed.

A comprehensive ground water sampling event was conduct in April of 2021. Ground water levels were recorded at a historic high. Contaminant of concern (COC) were recorded in down gradient wells MW-8 and MW-14 indicating that the upper portion of the shallow aquifer is not defined. Deep wells MW-18D and MW-22D contained one or more COC of the their respective RBSL.

The SCDHEC issued a request for a SSWP for ground water sampling on May 27, 2022. A SSWP was prepared by Terracon and received by the SCDHEC on June 2, 2022. The SCDHEC issued a Notice to Proceed (NTP) on June 23, 2022. The following report provides the results of our assessment and our conclusion and recommendations.

1.2 Site Geology and Hydrogeology

The site is located within the Carolina Slate Belt terrain of the Lower Piedmont physiographic province. The Carolina Slate Belt province consists of weathered low grade metamorphic rocks consisting of mixed gneiss; intermediate and felsic volcanic rocks; tuffaceous epiclastic rocks; and mafic and felsic volcanic rocks.

Surficial soils at the site included sands, silty/clayey sands, sandy silt, and saprolite. A thick sequence of low permeability clayey and silty sand was encountered beneath the site to depths ranging from approximately 15 to 30 feet across the site. Below this unit, partially weathered rock as hard clayey silt (saprolite) was encountered at depths ranging from 60 to 65 feet across the site, where air rotary was required for drilling, to the investigated depth of 98 feet.

Ground water occurs within the shallow aquifer under unconfined conditions. The depth to ground water in the study area ranged from approximately 10.85 – 25.58 feet during this assessment.

2.0 GROUND WATER SAMPLING ACTIVITIES

2.1 Site Geology and Hydrogeology

A selective ground water sampling event included fourteen (14) groundwater monitoring wells and one (1) water supply well was requested by the SCDHEC. The scope of work increased to include an additional twelve (12) monitoring wells totaling twenty-four (24) and two (2) recovery wells.

Water levels were recorded on July 13th and 26th, 2022. A summary of the water level data is presented on Table 2. Potentiometric surface maps of the upper and lower portions of the shallow aquifer are included as Figures 5 and 5A, respectively.

Ground water samples were collected on July 13th and July 26th - July 28th, 2022 from twenty-four (24) monitoring wells, two (2) recovery wells and one (1) water supply well (PW-1). All monitoring wells were purged and sampled using the low-flow sampling method, as detailed in Terracon's QAPP. Purge water was collected in and disposed by TK Tank Services, Sumter, South Carolina. The disposal manifest is included in Appendix G.

Dissolved oxygen, specific conductance, pH, turbidity and temperature measurements were measured with calibrated field meters during purging and recorded on Ground Water Sampling Logs, included in Appendix A.

The ground water samples and water supply well samples were placed in iced coolers and delivered along with chain of custody documentation to Access Analytical, of Irmo South Carolina for analysis. The samples were analyzed for the following analytes:

Analysis	Method
Benzene, Toluene, Ethylbenzene, Xylenes (BTEX) Methyl-tert-butyl-ether (MTBE) Naphthalene 1,2-dichloroethane (1,2-DCA) 8 Oxygenates	SW-846 8260B EPA 524.2
1,2-dibromoethane (EDB)	SW-846 8011 EPA 504.1

This assessment also included collection and analysis of ten quality assurance (QA) samples three (3) field duplicate, four (4) field blanks and three (3) trip blanks in accordance with the approved SSWP. No discrepancies were noted with these QA sample analyses. Ground Water Analytical Data (Petroleum Compounds and Petroleum Additives) is summarized in Table 3 and 3A. A copy of the laboratory analytical report is included in Appendix B.

2.2 Monitoring Well Development

Monitoring well MW-4 was redeveloped on July 28, 2022 by surging and pumping with a submersible pump until the wells produced relatively clear water and the documented total depth of installation was achieved. Prior to development a hard tag total depth was measure at 4.67 ft. After development, at total depth of 49ft. was achieve. Development water generated during well development was collected in a 55-gallon drum. A total of 8 Gallons of water was produced during well development. This investigative derived waste (IDW) was transported offsite and disposed by TK Tank Services, Inc., Sumter, South Carolina. The development log and disposal manifests are included in Appendix E and G respectively.

2.3 Significant Deviations

- A sample from MW-1 associated with Carolina Country Convenience Store (Permit #02261) was inadvertently collected instead of MW-22. The elevated concentrations in 02261-MW-1 provides a baseline to compare to downgradient monitoring wells to assess the overall impact of the upgradient release to the Eddie's Pitt Stop site.

- Six (6) upgradient monitoring wells (MW-10, MW-20, MW-21, MW-21D, MW-22, and MW-22D) were found to be paved over, all located on the UST # 02261 site. A large section of the parking lot has been recently resurfaced, presumably destroying these wells. Significant concentrations of petroleum compounds have been detected previously in four of these wells (MW-10, MW-21, MW-22 and MW-22D. The elevated concentrations selected at MW-1 suggests dissolved petroleum contribution to the Eddie's site from the #02661 release; however, data from these wells would be beneficial to further define this contribution.

No other significant deviations from the data collection activities were recorded.

2.4 Assessment Results

A summary of the ground water sampling results is provided below:

- Ground water occurs within the shallow aquifer under unconfined conditions. The depth to ground water in the study area ranges from approximately 10.8 feet below ground surface (bgs) to 25.5 feet bgs. A potentiometric surface map of the upper and lower

portions of the shallow aquifer, based on water level measurements obtained from the monitoring wells, are included as Figures 5 and 5A. Inspection of these figures indicate that ground water flow is generally toward the west;

- Concentrations detected downgradient of the source area were above RBSLs in samples collected from four wells (MW-5, MW-8, MW-12 and MW-19), indicating the ground water plume is not defined downgradient from the USTs. A COC concentration map of the upper portion of the shallow aquifer is included as Figure 4;

- No COC concentrations were detected in the lower portion of the shallow aquifer above RBSL's;

- No COC concentrations were detected in the water supply sample above laboratory detection limits.

3.0 CONCLUSIONS AND RECOMMENDATIONS

Petroleum hydrocarbon compounds were detected above RBSLs in ground water samples collected from shallow wells located in the vicinity and downgradient from of the USTs.

Groundwater analytical from upgradient monitoring well MW-1 associated with UST#02261 indicate COC levels several order of magnitude above RBSLs. These results indicate that there may be contribution to the subject release from the offsite, upgradient release. Based on this data, contribution from this offsite source may be preventing attenuation of the dissolved plume for the subject release.

Since background were paved over as part of resurfacing, a shallow and a deep replacement well pair should be considered for installation to monitor the background conditions from the upgradient release.

Terracon recommends the continual monitoring of the monitoring well network and a series of 96-hour AFVR events to further reduce contaminant concentrations in the source area. Once the high concentrations of dissolved contaminants are reduced, this site may a candidate for monitored natural attenuation.

FIGURES

Figure 1 – Site Location Map
Figure 2 - Site Map with Utilities
Figure 4 – COC Concentration Map of the Upper Portion of the shallow Aquifer
Figure 4A – COC Concentration Map of the Lower Portion of the Shallow Aquifer
Figure 5 - Potentiometric Map of Upper Portion of Shallow Aquifer
Figure 5A - Potentiometric Map of Lower Portion of Shallow Aquifer

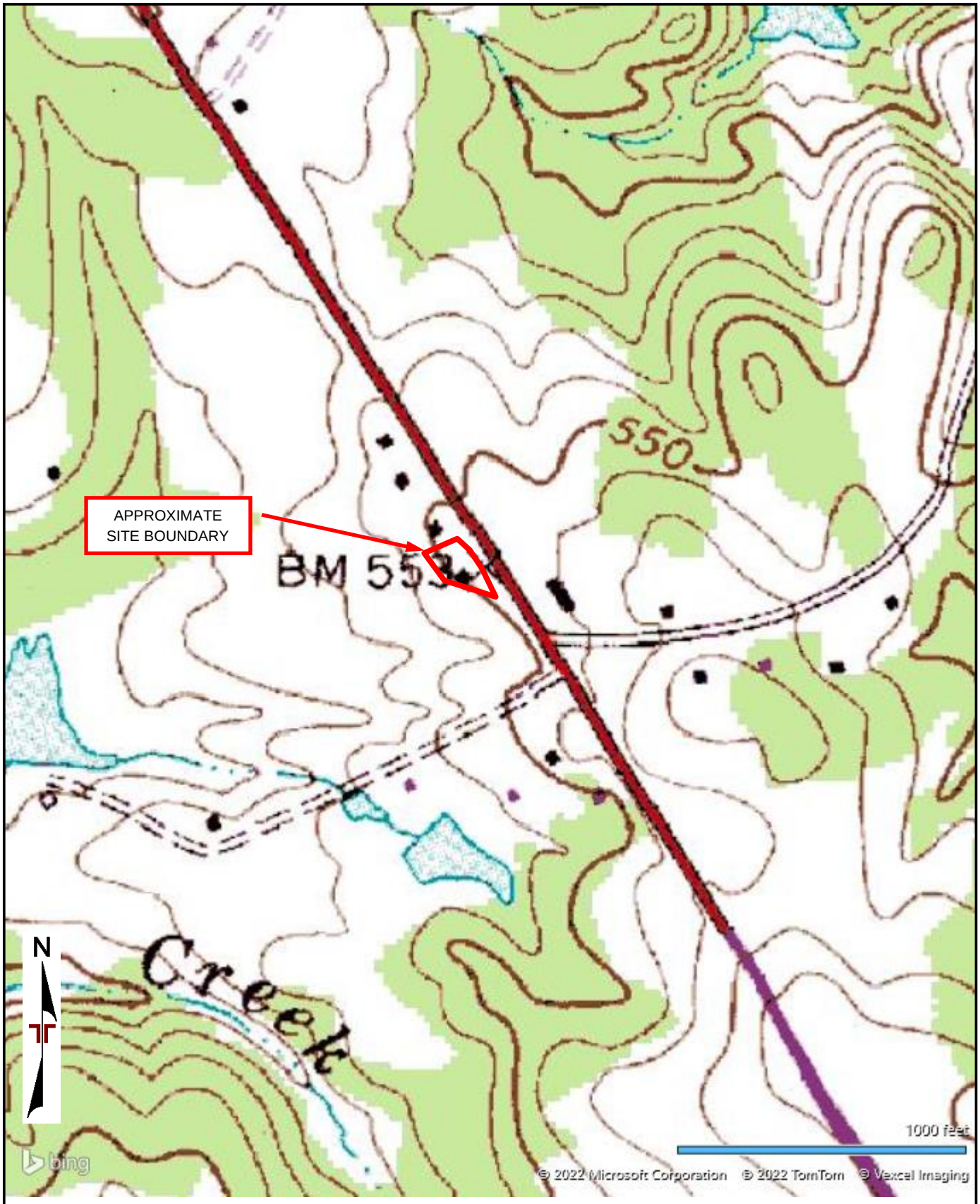

TOPOGRAPHIC MAP IMAGE COURTESY OF THE U.S. GEOLOGICAL SURVEY QUADRANGLES INCLUDE: PAGELAND, SC (1/1/1988).

Project Manager: RG Drawn by: PTK Checked by: RG Approved by: PMH	Project No. 73227210 Scale: AS SHOWN File Name: Exh 1 Date: Sept 2022	Terracon 521 Clemson Rd Columbia, SC 29229-4307	TOPOGRAPHIC MAP Eddie's Pitt Stop Route, US Highway 601 North Pageland, SC UST Permit #18871	Exhibit 1

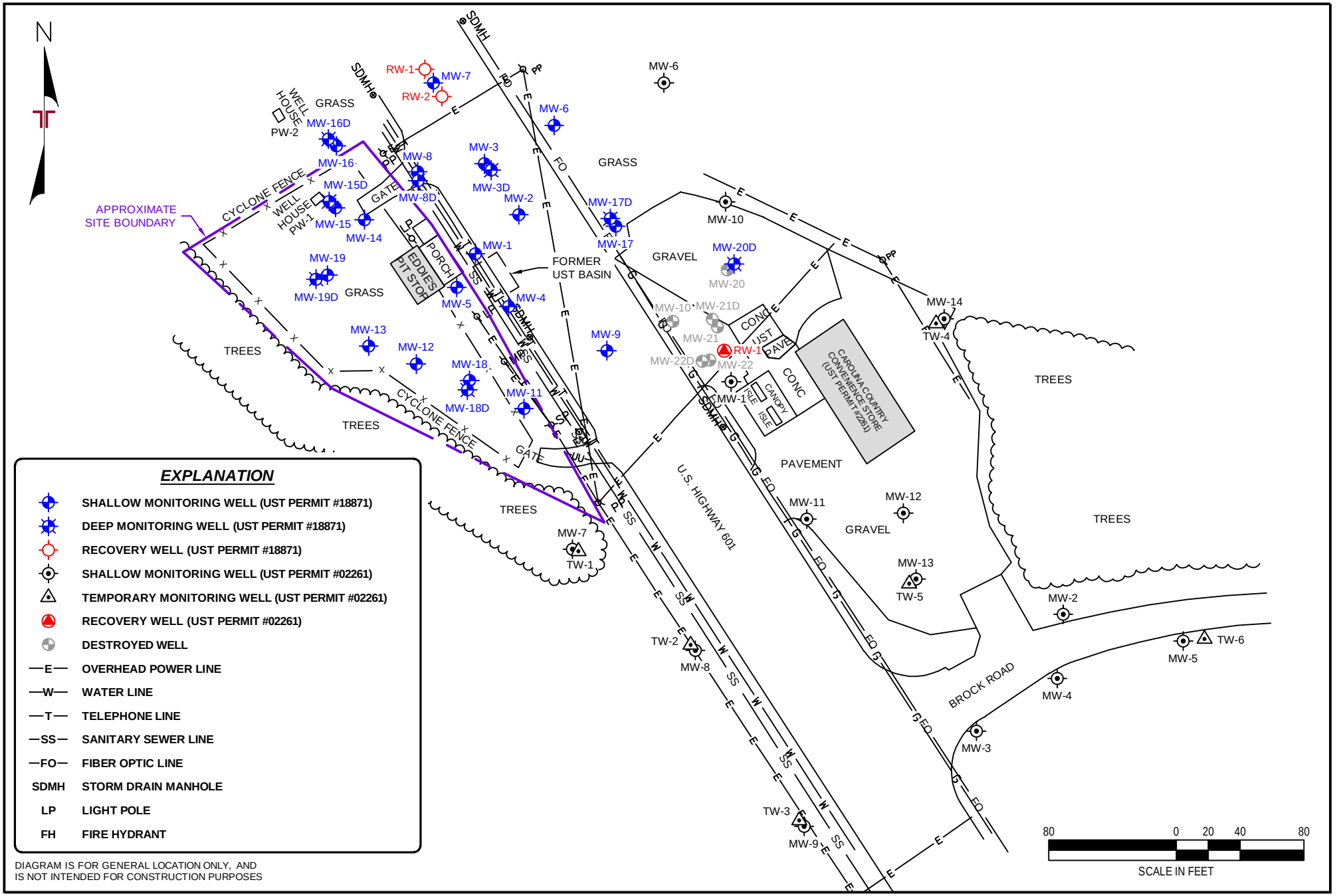

EXPLANATION

- SHALLOW MONITORING WELL (UST PERMIT #18871)
- DEEP MONITORING WELL (UST PERMIT #18871)
- RECOVERY WELL (UST PERMIT #18871)
- SHALLOW MONITORING WELL (UST PERMIT #02261)
- TEMPORARY MONITORING WELL (UST PERMIT #02261)
- RECOVERY WELL (UST PERMIT #02261)
- DESTROYED WELL
- —E— OVERHEAD POWER LINE
- —W— WATER LINE
- —T— TELEPHONE LINE
- —SS— SANITARY SEWER LINE
- —FO— FIBER OPTIC LINE
- SDMH STORM DRAIN MANHOLE
- LP LIGHT POLE
- FH FIRE HYDRANT

DIAGRAM IS FOR GENERAL LOCATION ONLY, AND IS NOT INTENDED FOR CONSTRUCTION PURPOSES

Project Mngr:	RG
Drawn By:	PTK
Checked By:	RG
Approved By:	PMH
Project No.	73227210
Scale:	AS SHOWN
File No.	73227210
Date:	SEPTEMBER 2022

Tierracon
Consulting Engineers and Scientists
521 CLEMSON ROAD COLUMBIA, SC 29229
PH. (803) 741-9000 FAX. (803) 741-9900

SITE MAP WITH UTILITIES

EDDIE'S PITT STOP
ROUTE, US HIGHWAY 601 NORTH
PAGELAND, SOUTH CAROLINA
UST PERMIT #18871

Exhibit 2

NOTES:
1. GROUND WATER SAMPLES COLLECTED ON JULY 13, 26, 27, & 28, 2022.
2. ALL CONCENTRATIONS REPORTED IN MICROGRAMS PER LITER (µg/L)
3. CONCENTRATIONS IN BOLD EXCEED RBSLs & ALs

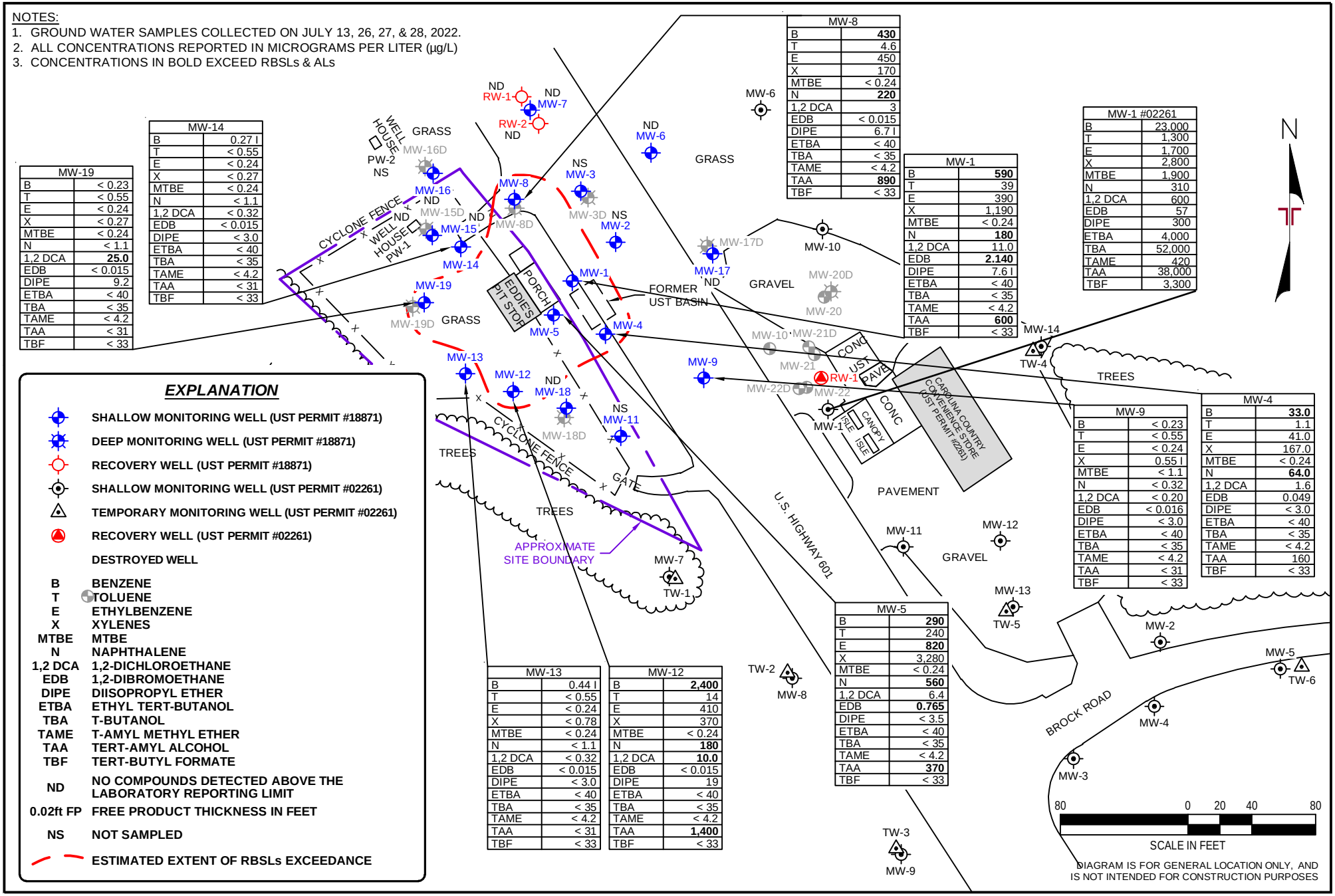

Project Mngr:	RG
Drawn By:	PTK
Checked By:	RG
Approved By:	PMH
Project No.	73227210
Scale:	AS SHOWN
File No.	73227210
Date:	SEPTEMBER 2022

Terracon
Consulting Engineers and Scientists
521 CLEMSON ROAD COLUMBIA, SC 29229
PH. (803) 741-9000 FAX. (803) 741-9900

COC CONCENTRATION MAP OF THE UPPER PORTION OF THE SHALLOW AQUIFER

EDDIE'S PITT STOP
ROUTE, US HIGHWAY 601 NORTH
PAGELAND, SOUTH CAROLINA
UST PERMIT #18871

Exhibit 4

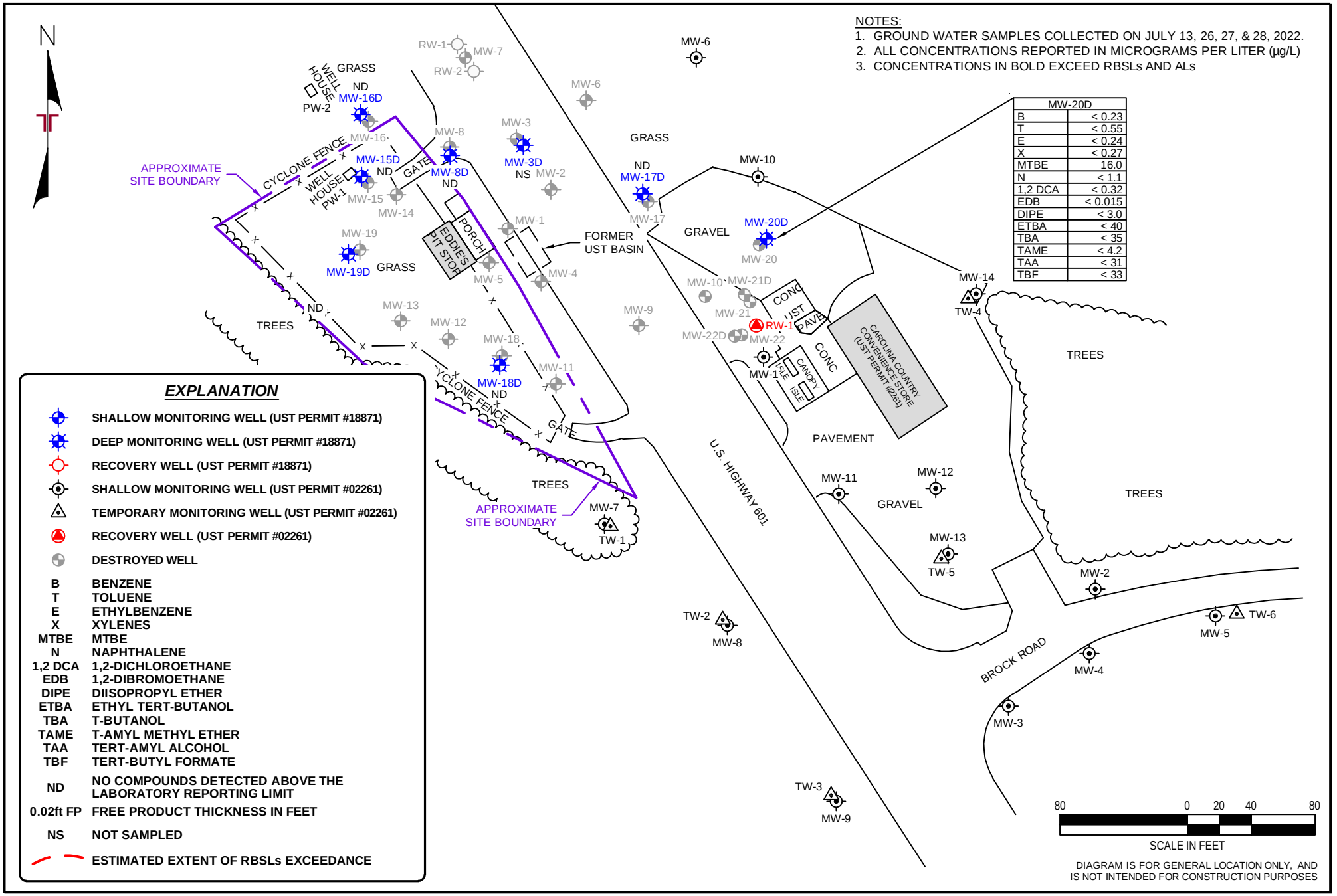

Project Mngr:	RG
Drawn By:	PTK
Checked By:	RG
Approved By:	PMH
Project No.	73227210
Scale:	AS SHOWN
File No.	73227210
Date:	SEPTEMBER 2022

Terracon
Consulting Engineers and Scientists
521 CLEMSON ROAD COLUMBIA, SC 29229
PH. (803) 741-9000 FAX. (803) 741-9900

COC CONCENTRATION MAP OF THE LOWER PORTION OF THE SHALLOW AQUIFER

EDDIE'S PITT STOP
ROUTE, US HIGHWAY 601 NORTH
PAGELAND, SOUTH CAROLINA
UST PERMIT #18871

Exhibit
4A

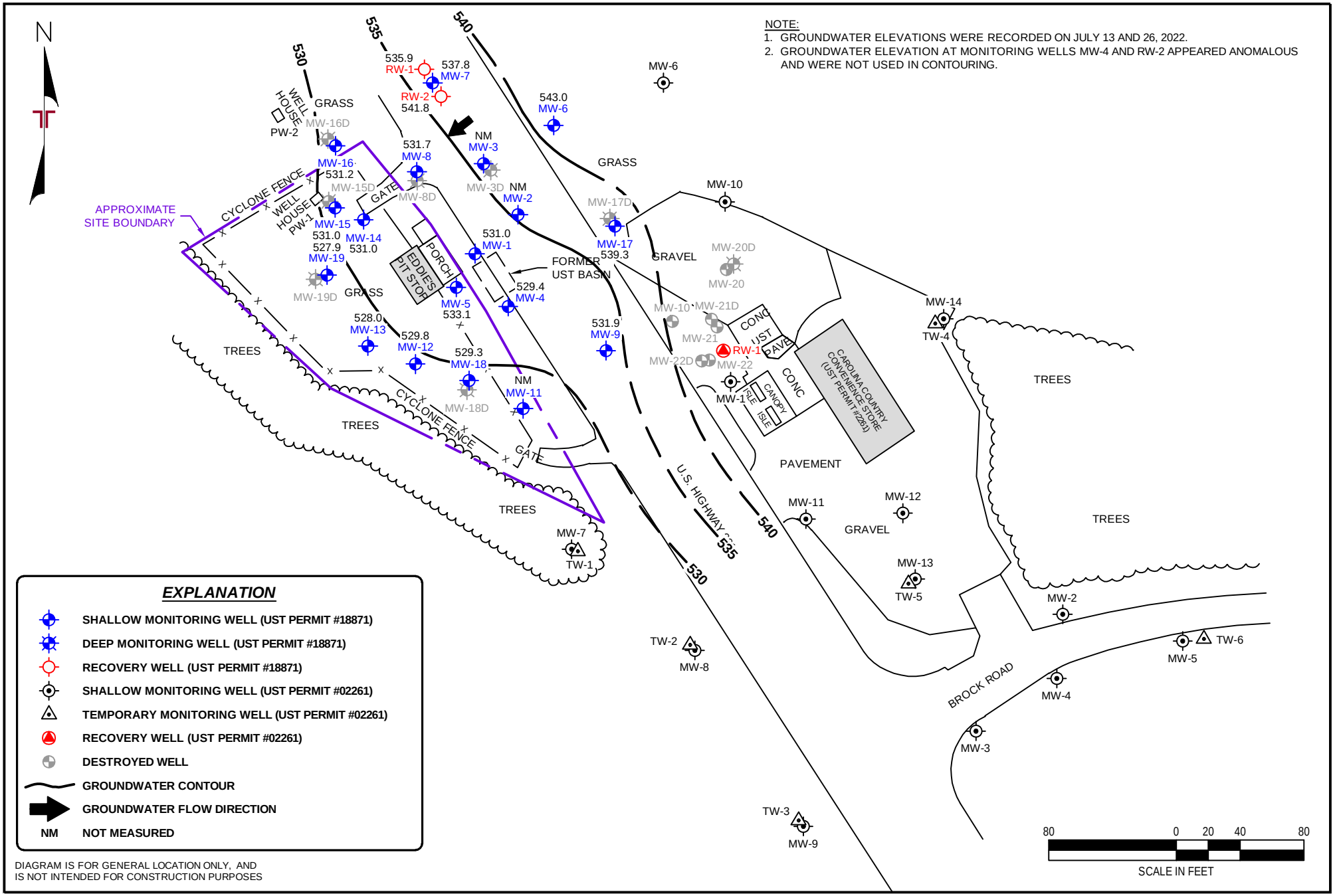

Project Mngr: RG	Project No. 73227210	Terracon Consulting Engineers and Scientists	POTENTIOMETRIC SURFACE MAP OF THE UPPER PORTION OF THE SHALLOW AQUIFER
Drawn By: PTK	Scale: AS SHOWN	521 CLEMSON ROAD COLUMBIA, SC 29229	EDDIE'S PITT STOP ROUTE, US HIGHWAY 601 NORTH PAGELAND, SOUTH CAROLINA UST PERMIT #18871
Checked By: RG	File No. 73227210	PH. (803) 741-9000 FAX. (803) 741-9900	Exhibit 5
Approved By: PMH	Date: SEPTEMBER 2022		

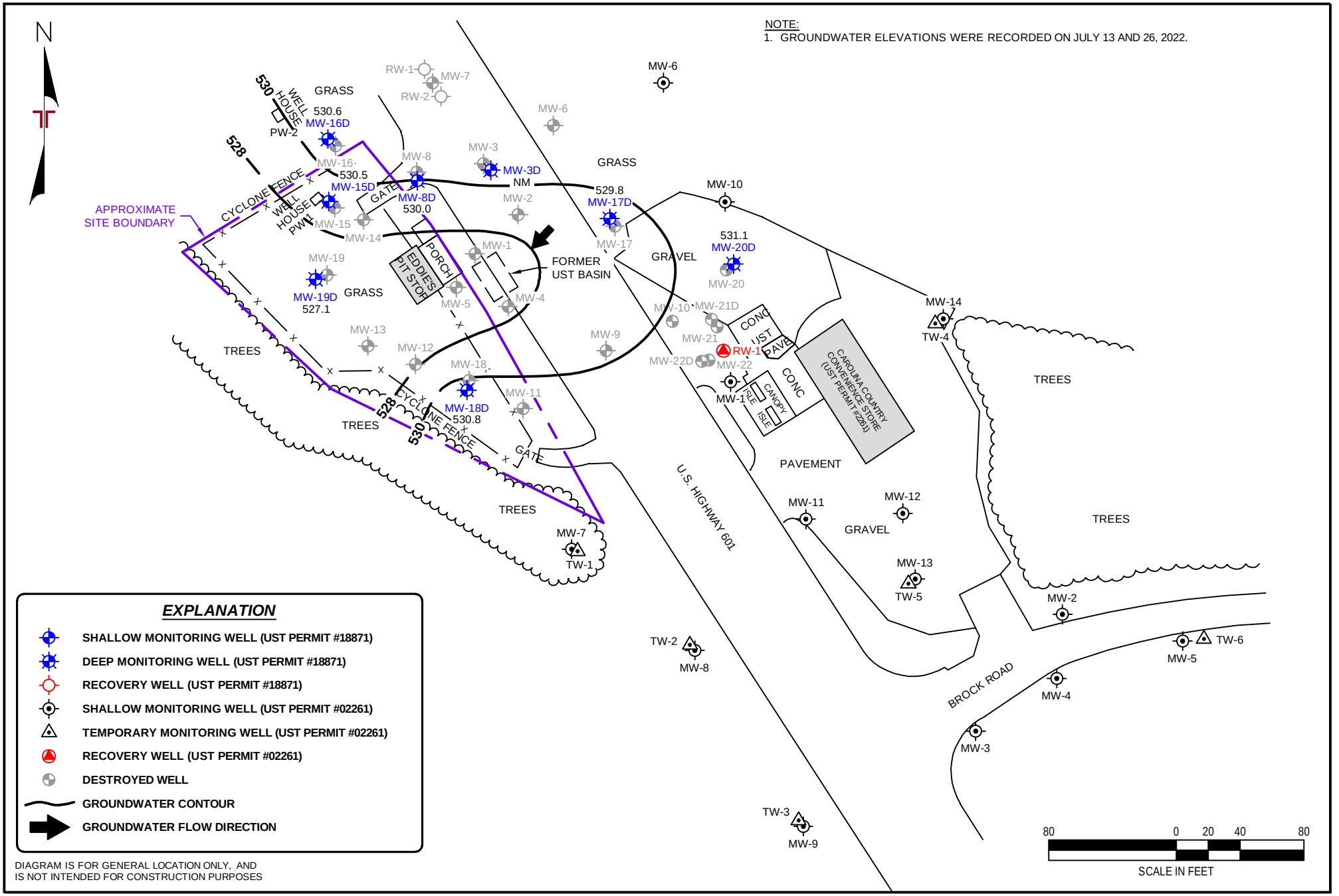

Project Mngr: RG	Project No. 73227210	Terracon Consulting Engineers and Scientists	POTENTIOMETRIC SURFACE MAP OF THE LOWER PORTION OF THE SHALLOW AQUIFER
Drawn By: PTK	Scale: AS SHOWN	521 CLEMSON ROAD COLUMBIA, SC 29229	EDDIE'S PITT STOP ROUTE, US HIGHWAY 601 NORTH PAGELAND, SOUTH CAROLINA UST PERMIT #18871
Checked By: RG	File No. 73227210	PH. (803) 741-9000 FAX. (803) 741-9900	Exhibit 5A
Approved By: PMH	Date: SEPTEMBER 2022		

TABLES

Table 2 - Ground Water Monitoring Well Elevation Data

Table 3 – Ground Water Analytical Data- Petroleum Related Compounds

Table 3A - Ground Water Analytical Data – Oxygenates

TABLE 2
GROUND WATER MONITORING WELL ELEVATION DATA

Eddies' Pit Stop - SCDOT
Route 2, US Hwy 601 N., Pageland, South Carolina
UST Permit # 18871
Terracon Project No. 73098106

WELL NUMBER	SAMPLE DATE	TOTAL WELL DEPTH (ft., bgs)	SCREENED INTERVAL (ft., bgs)	TOP OF CASING ELEVATION	DEPTH TO GROUND WATER	PRODUCT THICKNESS	GROUND WATER ELEVATION
MW-1	05/20/03	43	33- 43	298.85	35.70	--	263.15
	05/11/09				19.35	--	279.50
	09/08/11				36.70	--	262.15
	01/06/12				34.63	--	264.22
	03/27/12				26.21	--	272.64
	04/04/12			554.13	25.80	--	528.33
	07/18/12				31.00	--	523.13
	06/08/15				18.94	--	535.19
	03/08/17				16.51	--	537.62
	05/21/18				17.01	--	537.12
	09/18/19				26.45	--	527.68
	09/01/20				21.45	--	532.68
	04/13/21				9.90	--	544.23
	07/26/22				23.14	--	530.99
MW-2	05/11/09	43	28-43	298.98	17.25	--	281.73
	07/07/11				25.85	--	273.13
	08/22/11				31.82	--	267.16
	09/08/11				33.10	--	265.88
	01/06/12				31.91	--	267.07
	03/27/12				23.25	--	275.73
	04/04/12			554.18	23.65	--	530.53
	07/18/12				27.52	--	526.66
	06/08/15				14.97	0.02	539.23
	03/08/17				12.99	0.03	541.21
	05/21/18				21.18	--	533.00
	09/17/19				Not Sampled		
	08/27/20				Not Sampled		
	04/13/21				Not Sampled		
	07/26/22				Not Sampled		
MW-3	05/11/09	45	30-45	298.36	19.20	--	279.16
	09/08/11				36.28	--	262.08
	01/06/12				35.45	--	262.91
	03/27/12				31.74	--	266.62
	04/04/12			553.62	28.89	--	524.73
	07/18/12				30.10	--	523.52
	06/08/15				19.29	--	534.33
	03/08/17				13.46	--	540.16
	05/21/18				16.83	--	536.79
	09/17/19				Not Sampled		
	08/27/20				Not Sampled		
	04/13/21				Not Sampled		
	07/26/22				Not Sampled		

TABLE 2
GROUND WATER MONITORING WELL ELEVATION DATA

Eddies' Pit Stop - SCDOT
Route 2, US Hwy 601 N., Pageland, South Carolina
UST Permit # 18871
Terracon Project No. 73098106

WELL NUMBER	SAMPLE DATE	TOTAL WELL DEPTH (ft., bgs)	SCREENED INTERVAL (ft., bgs)	TOP OF CASING ELEVATION	DEPTH TO GROUND WATER	PRODUCT THICKNESS	GROUND WATER ELEVATION
MW-3D	09/08/11	60	55-60	298.51	25.19*	--	273.32
	01/05/12				35.12	--	263.39
	03/27/12				28.90	--	269.61
	04/04/12			553.74	29.48	--	524.26
	07/18/12				30.50	--	523.24
	06/08/15				19.98	--	533.76
	05/21/18				17.80		535.94
	09/17/19				Not Sampled		
	08/27/20				Not Sampled		
	04/13/21				Not Sampled		
	07/26/22				Not Sampled		
MW-4	05/11/09	49	34-49	299.29	20.16	--	279.13
	09/08/11				37.20	--	262.09
	01/06/12				35.79	--	263.50
	03/27/12				27.85	--	271.44
	04/04/12			554.56	27.90	--	526.66
	07/18/12				32.13	--	522.43
	06/08/15				19.95	--	534.61
	03/08/17				17.52	--	537.04
	05/21/18				18.17	--	536.39
	09/18/19				27.85	--	526.71
	09/01/20				21.21	--	533.35
	04/13/21				4.67	--	549.89
	07/26/22				25.12	--	529.44
MW-5	08/09/10	25	15 - 25	296.16	17.35	--	278.81
	07/07/11				23.10	--	273.06
	08/22/11				24.92	--	271.24
	09/08/11				24.91	--	271.25
	01/06/12				24.36	--	271.80
	03/27/12				20.22	--	275.94
	04/04/12			551.42	19.79	--	531.63
	07/18/12				23.46	--	527.96
	06/08/15				13.53	--	537.89
	03/08/17				8.97	--	542.45
	05/21/18				15.37	--	536.05
	09/17/19				Not Sampled		
	09/22/20				18.31	--	533.11
	04/13/21				9.76	--	541.66
	07/26/22				18.34	--	533.08

TABLE 2
GROUND WATER MONITORING WELL ELEVATION DATA

Eddies' Pit Stop - SCDOT
Route 2, US Hwy 601 N., Pageland, South Carolina
UST Permit # 18871
Terracon Project No. 73098106

WELL NUMBER	SAMPLE DATE	TOTAL WELL DEPTH (ft., bgs)	SCREENED INTERVAL (ft., bgs)	TOP OF CASING ELEVATION	DEPTH TO GROUND WATER	PRODUCT THICKNESS	GROUND WATER ELEVATION
MW-6	08/23/11	35	25-35	298.58	Dry	Dry	Dry
	08/30/11				30.30	--	268.28
	09/08/11				28.45	--	270.13
	01/06/12				24.43	--	274.15
	03/27/12				19.21	--	279.37
	04/04/12			553.79	18.05	--	535.74
	07/18/12				20.90	--	532.89
	06/08/15				13.95	--	539.84
	05/21/18				11.85	--	541.94
	09/17/19				20.43	--	533.36
	08/31/20				14.83	--	538.96
	04/13/21				7.93	--	545.86
	07/13/22				10.84	--	542.95
MW-7	08/25/11	35	24-34	298.18	Dry	Dry	Dry
	08/30/11				Dry	Dry	Dry
	09/08/11				33.40	--	264.78
	01/06/12				32.39	--	265.79
	03/27/12				29.95	--	268.23
	04/04/12			553.42	28.02	--	525.40
	07/18/12				25.16	--	528.26
	06/08/15				13.06	--	540.36
	05/21/18				12.29	--	541.13
	09/17/19				Not Sampled		
	08/27/20				Not Sampled		
	04/13/21				Not Sampled		
	07/26/22				15.62	--	537.80
MW-8	08/29/11	35	25-35	297.5	Dry	Dry	Dry
	09/08/11				Dry	Dry	Dry
	01/06/12				32.85	--	264.65
	03/27/12				27.32	--	270.18
	04/04/12			552.76	27.05	--	525.71
	07/18/12				28.91	--	523.85
	06/08/15				18.33	--	534.43
	03/08/17				17.56	--	535.20
	05/21/18				18.05	--	534.71
	09/18/19				19.74	--	533.02
	08/31/20				20.02	--	532.74
	04/13/21				9.07	--	543.69
	07/13/22				21.02	--	531.74

TABLE 2
GROUND WATER MONITORING WELL ELEVATION DATA

Eddies' Pit Stop - SCDOT
Route 2, US Hwy 601 N., Pageland, South Carolina
UST Permit # 18871
Terracon Project No. 73098106

WELL NUMBER	SAMPLE DATE	TOTAL WELL DEPTH (ft., bgs)	SCREENED INTERVAL (ft., bgs)	TOP OF CASING ELEVATION	DEPTH TO GROUND WATER	PRODUCT THICKNESS	GROUND WATER ELEVATION
MW-8D	09/08/11	60	55-60	297.35	25.35*	--	272.00
	01/05/12				34.24	--	263.11
	03/27/12				26.12	--	271.23
	04/04/12			552.53	26.07	--	526.46
	07/18/12				31.30	--	521.23
	06/08/15				18.93	--	533.60
	05/21/18				16.00	--	536.53
	09/18/19				26.12	--	526.41
	08/31/20				20.71	--	531.82
	04/13/21				9.10	--	543.43
	07/26/22				22.54	--	529.99
MW-9	08/26/11	35	24-34	299.74	Dry	Dry	Dry
	08/30/11				Dry	Dry	Dry
	09/08/11				33.93	--	265.81
	01/06/12				33.60	--	266.14
	03/27/12				30.65	--	269.09
	04/04/12			554.89	29.12	--	525.77
	07/18/12				29.89	--	525.00
	06/08/15				18.96	--	535.93
	05/21/18				20.91	--	533.98
	09/17/19				Not Sampled		
	08/27/20				Not Sampled		
	04/13/21				Not Sampled		
	07/26/22				23.03	--	531.86
MW-10	08/27/11	35	25-35	299.54	Dry	Dry	Dry
	09/08/11				34.40	--	265.14
	01/06/12				34.50	--	265.04
	03/27/12				24.57	--	274.97
	04/04/12			554.79	24.79	--	530.00
	07/18/12				28.71	--	526.08
	06/08/15				15.82	--	538.97
	05/21/18				13.68	--	541.11
	09/18/19				24.41	--	530.38
	09/01/20				16.07	--	538.72
	04/13/21				11.60	--	543.19
	07/26/22				Paved Over		
MW-11	01/06/12	35	19.5-34.5	293.42	32.00	--	261.42
	03/27/12				21.35	--	272.07
	04/04/12			548.76	21.50	--	527.26
	07/18/12				26.40	--	522.36
	06/08/15				12.49	--	536.27
	05/22/18				13.85	--	534.91
	09/18/19				21.85	--	526.91
	09/01/20				14.21	--	534.55
	04/13/21				4.61	--	544.15
	07/26/22				Not Sampled		

TABLE 2
GROUND WATER MONITORING WELL ELEVATION DATA

Eddies' Pit Stop - SCDOT
Route 2, US Hwy 601 N., Pageland, South Carolina
UST Permit # 18871
Terracon Project No. 73098106

WELL NUMBER	SAMPLE DATE	TOTAL WELL DEPTH (ft., bgs)	SCREENED INTERVAL (ft., bgs)	TOP OF CASING ELEVATION	DEPTH TO GROUND WATER	PRODUCT THICKNESS	GROUND WATER ELEVATION
MW-12	01/06/12	35	20-35	290.46	26.05	--	264.41
	03/27/12				17.69	--	272.77
	04/04/12			545.68	21.50	--	524.18
	07/18/12				23.18	--	522.50
	06/08/15				7.47	--	538.21
	03/08/17				8.21	--	537.47
	05/21/18				9.89	--	535.79
	09/18/19				19.25	--	526.43
	09/01/20				10.99	--	534.69
	04/13/21				2.69	--	542.99
	07/26/22				15.92	--	529.76
MW-13	01/06/12	35	20-35	289.98	27.90	--	262.08
	03/27/12				17.45	--	272.53
	04/04/12			545.2	16.90	--	528.30
	07/18/12				22.32	--	522.88
	06/08/15				11.81	--	533.39
	05/22/18				9.52	--	535.68
	09/17/19				Not Sampled		
	09/22/20				10.25	--	534.95
	04/13/21				3.00	--	542.20
	07/26/22				17.20	--	528.00
MW-14	01/06/12	35	20-35	291.24	30.72	--	260.52
	03/27/12				19.34	--	271.90
	04/04/12			546.48	20.76	--	525.72
	07/18/12				22.52	--	523.96
	06/08/15				13.71	--	532.77
	05/21/18				11.01	--	535.47
	09/18/19				20.41	--	526.07
	09/01/20				16.10	--	530.38
	04/13/21				4.19	--	542.29
	07/13/22				15.50	--	530.98
MW-15	04/04/12	32	17-32	545.77	25.45	--	520.32
	07/18/12				23.52	--	522.25
	06/08/15				12.88	--	532.89
	05/21/18				10.59	--	535.18
	09/18/19				20.00	--	525.77
	08/31/20				15.88	--	529.89
	04/13/21				3.78	--	541.99
	07/13/22				14.81	--	530.96
MW-15D	04/04/12	60	55-60	545.89	18.11	--	527.78
	07/18/12				23.86	--	522.03
	06/08/15				14.60	--	531.29
	05/21/18				10.00	--	535.89
	09/18/19				19.97	--	525.92
	08/31/20				14.68	--	531.21
	04/13/21				3.85	--	542.04
	07/13/22				15.35	--	530.54
MW-16	04/04/12	32	17-32	546.47	19.02	--	527.45
	07/18/12				24.20	--	522.27
	06/08/15				13.50	--	532.97
	05/21/18				11.03	--	535.44
	09/18/19				20.15	--	526.32
	08/31/20				15.55	--	530.92
	04/13/21				4.36	--	542.11
	07/13/22				15.25	--	531.22

TABLE 2
GROUND WATER MONITORING WELL ELEVATION DATA

Eddies' Pit Stop - SCDOT
Route 2, US Hwy 601 N., Pageland, South Carolina
UST Permit # 18871
Terracon Project No. 73098106

WELL NUMBER	SAMPLE DATE	TOTAL WELL DEPTH (ft., bgs)	SCREENED INTERVAL (ft., bgs)	TOP OF CASING ELEVATION	DEPTH TO GROUND WATER	PRODUCT THICKNESS	GROUND WATER ELEVATION
MW-16D	04/04/12	60	55-60	546.59	19.70	--	526.89
	07/18/12				24.47	--	522.12
	06/08/15				13.95	--	532.64
	05/21/18				11.00	--	535.59
	09/18/19				20.60	--	525.99
	08/31/20				14.85	--	531.74
	04/13/21				4.46	--	542.13
	07/13/22				15.95	--	530.64
MW-17	04/04/12	35	20-35	554.33	20.39	--	533.94
	07/18/12				21.53	--	532.80
	06/08/15				12.58	--	541.75
	05/21/18				11.53	--	542.80
	09/17/19				19.70	--	534.63
	08/31/20				14.56	--	539.77
	04/13/21				7.78	--	546.55
	07/26/22				15.02	--	539.31
MW-17D	04/04/12	60	55-60	554.3	27.54	--	526.76
	07/18/12				31.37	--	522.93
	06/08/15				19.50	--	534.80
	05/21/18				18.10	--	536.20
	09/17/19				27.08	--	527.22
	08/31/20				19.04	--	535.26
	04/13/21				10.09	--	544.21
	07/26/22				24.47	--	529.83
MW-18	04/04/12	32	17-32	546.56	19.65	--	526.91
	07/18/12				23.90	--	522.66
	06/08/15				14.38	--	532.18
	05/21/18				10.00	--	536.56
	09/18/19				19.80	--	526.76
	08/31/20				14.56	--	532.00
	04/13/21				2.88	--	543.68
	07/26/22				17.24	--	529.32
MW-18D	04/04/12	60	55-60	546.27	19.17	--	527.10
	07/18/12				23.17	--	523.10
	06/08/15				12.26	--	534.01
	05/21/18				10.00	--	536.27
	09/18/19				19.75	--	526.52
	08/31/20				14.48	--	531.79
	04/13/21				2.75	--	543.52
	07/13/22				15.45	--	530.82
MW-19	04/04/12	32	17.5-27.5	544.53	18.50	--	526.03
	07/18/12				22.53	--	522.00
	06/08/15				12.88	--	531.65
	05/21/18				10.18	--	534.35
	09/18/19				19.48	--	525.05
	08/31/20				14.90	--	529.63
	04/13/21				3.68	--	540.85
	07/13/22				16.64	--	527.89

TABLE 2
GROUND WATER MONITORING WELL ELEVATION DATA

Eddies' Pit Stop - SCDOT
Route 2, US Hwy 601 N., Pageland, South Carolina
UST Permit # 18871
Terracon Project No. 73098106

WELL NUMBER	SAMPLE DATE	TOTAL WELL DEPTH (ft., bgs)	SCREENED INTERVAL (ft., bgs)	TOP OF CASING ELEVATION	DEPTH TO GROUND WATER	PRODUCT THICKNESS	GROUND WATER ELEVATION
MW-19D	04/04/12	60	55-60	544.11	16.20	--	527.91
	07/18/12				22.41	--	521.70
	06/08/15				12.41	--	531.70
	05/21/18				10.00	--	534.11
	09/18/19				19.16	--	524.95
	08/31/20				14.89	--	529.22
	04/13/21				3.26	--	540.85
	07/26/22				16.98	--	527.13
MW-20	07/18/12	35	25-35	556.55	27.02	--	529.53
	06/08/15				15.63	--	540.92
	05/21/18				15.92	--	540.63
	09/17/19				25.39	--	531.16
	08/31/20				20.31	--	536.24
	04/13/21				9.92	--	546.63
	07/26/22				Paved Over		
MW-20D	07/18/12	60	55-60	556.66	33.31	--	523.35
	06/08/15				18.86	--	537.80
	05/21/18				17.00	--	539.66
	09/17/19				26.85	--	529.81
	08/31/20				22.63	--	534.03
	04/13/21				10.11	--	546.55
	07/13/22				25.58	--	531.08
MW-21	07/18/12	35	25-35	555.73	24.72	--	531.01
	06/08/15				16.04	--	539.69
	05/21/18				Paved Over		
MW-21D	07/18/12	60	55-60	555.75	32.83	--	522.92
	06/08/15				14.09	--	541.66
	05/21/18				17.62	--	538.13
	09/17/19				26.59	--	529.16
	08/31/20				18.61	--	537.14
	04/13/21				Paved Over		
MW-22	07/18/12	35	25-35	555.29	31.34	--	523.95
	06/08/15				18.11	--	537.18
	05/21/18				16.33	--	538.96
	09/18/19				24.90	--	530.39
	08/31/20				19.89	--	535.40
	04/13/21				7.80	--	547.49
	07/26/22				Paved Over		

TABLE 2
GROUND WATER MONITORING WELL ELEVATION DATA

Eddies' Pit Stop - SCDOT
Route 2, US Hwy 601 N., Pageland, South Carolina
UST Permit # 18871
Terracon Project No. 73098106

WELL NUMBER	SAMPLE DATE	TOTAL WELL DEPTH (ft., bgs)	SCREENED INTERVAL (ft., bgs)	TOP OF CASING ELEVATION	DEPTH TO GROUND WATER	PRODUCT THICKNESS	GROUND WATER ELEVATION
MW-22D	07/18/12	60	55-60	554.98	32.23	--	522.75
	06/08/15				19.10	--	535.88
	05/21/18				15.76	--	539.22
	09/17/19				26.64	--	528.34
	08/31/20				21.10	--	533.88
	04/13/21				9.12	--	545.86
	07/26/22				Paved Over		
RW-1	06/02/16	25	10-25	553.32	12.25	--	541.07
	03/08/17				12.26	--	541.06
	05/21/18				12.22	--	541.10
	09/17/19				Not Sampled		
	08/27/20				Not Sampled		
	04/13/21				Not Sampled		
	07/26/22				17.40	--	535.92
RW-2	06/02/16	25	10-25	553.57	10.97	--	542.60
	03/08/17				11.93	--	541.64
	05/21/18				11.75	--	541.82
	09/17/19				Not Sampled		
	08/27/20				Not Sampled		
	04/13/21				Not Sampled		
	07/26/22				11.75	--	541.82

Notes:
1) Top of casing elevations surveyed by Terracon personnel
2) Well numbers in boldface type indicate wells gauged/sampled for this monitoring event

TABLE 3
GROUND WATER MONITORING WELL ANALYTICAL DATA
Petroleum Compounds

Eddies' Pit Stop - SCDOT
Route 2, US Hwy 601 N., Pageland, South Carolina
UST Permit # 18871
Terracon Project No. 73227210

WELL NUMBER	SAMPLE DATE	BENZENE (µg/L)	TOLUENE (µg/L)	ETHYL-BENZENE (µg/L)	XYLENES (µg/L)	MTBE (µg/L)	NAPHTH-ALENE (µg/L)	1,2 DCA (µg/L)	EDB (µg/L)	Total Lead (µg/L)
RBSLs	--	*5*	*1,000*	*700*	*10,000*	*40*	*25*	*5.0*	*0.05*	*15*
MW-1	05/11/09	**3,250**	265	**1,580**	5,160	< 3.89	**841**	NA	**1.66**	12 *B*
	01/06/12	**3,020**	722	**1,080**	7,510	< 4.20	**773**	**57.5**	**2.91**	< 2.8
	04/05/12	**2,740**	378	**1,940**	9,660	< 3.36	**1,122**	**73.7**	**0.68**	< 2.8
	07/19/12	**2,520**	295	**1,280**	5,710	< 1.21	**663**	**60.9**	**0.986**	< 2.8
	06/11/15	**1,040**	148	**1,200**	4,180	< 0.180	**960**	**34.4**	**2.94**	NA
	03/08/17	0.72 J	< 0.30	< 0.36	< 0.72	< 0.23	< 1.0	< 0.31	0.017	NA
	05/22/18	**1,420**	121	**1,110**	3,930	< 4.6	**625**	**32.1**	**5.7**	NA
	09/19/19	**1,030**	35	241	761	< 2.3	**65.8**	**25.8**	**3.7**	NA
	09/01/20	**1,500**	110	1,400	4,500	< 0.37	**790**	**23.0**	**1.5**	NA
	04/14/21	**480**	31	540	1,720	< 0.23	**280**	< 0.2	**0.579**	NA
	07/28/22	**590**	39	390	1,190	<0.24	**180**	11.0	**2.140**	NA
MW-1 DUP	07/28/22	**600**	38	370	1,130	0.74	**170**	11.0	**2.200**	NA
MW-2	05/11/09	**2,290**	73.6	699	2,140	< 1.94	**186**	NA	**0.385**	3.3
	01/06/12	**4,210**	262	**1,390**	6,280	< 3.36	**968**	**113**	**1.02**	< 2.8
	04/05/12	**2,740**	378	**1,940**	9,660	< 3.36	**1,120**	**73.7**	**0.682**	< 2.8
	07/17/12	**3,940**	146	**1,100**	4,250	< 1.51	**604**	**122**	**0.210**	1.1J
	06/08/15	**0.02ft. OF FREE PRODUCT**								
	03/08/17	**0.03ft. OF FREE PRODUCT**								
	05/22/18	**3,030**	105	394	3,880	< 11	**805**	**68.5**	**3.8**	NA
	09/17/19	NOT SAMPLED								
	08/31/20	NOT SAMPLED								
	04/13/21	NOT SAMPLED								
	07/28/22	NOT SAMPLED								
MW-2 DUP	05/22/18	**2,900**	113	390	3,830	< 11	**818**	**63.5**	**3.9**	NA
MW-3	05/11/09	**290**	63.5	154	217	< 0.194	**39.6**	NA	< 0.0035	**27**
	01/06/12	**138**	< 0.155	47.2	40.9	< 0.168	**105**	< 0.242	< 0.0032	< 2.8
	04/05/12	**148**	1.16	40.7	< 0.176	< 0.084	**73**	< 0.121	< 0.0029	13.0 J
	07/17/12	**91.6**	0.408J	48.9	5.71	< 0.06	**74.6**	1.26	< 0.0029	< 0.28
	06/09/15	**88.7**	< 0.140	32.7	1.98	< 0.180	**59.1**	< 0.180	< 0.00626	NA
	03/08/17	NOT SAMPLED								
	05/22/18	1.4	< 0.30	< 0.36	< 0.72	< 0.23	< 1.0	< 0.31	< 0.0091	NA
	09/17/19	NOT SAMPLED								
	08/31/20	NOT SAMPLED								
	04/13/21	NOT SAMPLED								
	07/28/22	NOT SAMPLED								
MW-3D	01/05/12	**165**	< 0.388	42.3	20.1	< 0.42	**56.7**	**23.7**	< 0.0032	**65**
	04/05/12	**405**	10.7	115	83.3	< 0.42	**73**	**28**	< 0.0029	**64**
	07/17/12	**248**	4.08J	71.9	43.6	< 0.302	**51.2**	**24.3**	< 0.0029	5.3
	06/09/15	**10.1**	< 0.140	1.23	1.03	< 0.180	2.78	**13.1**	< 0.00619	NA
	05/22/18	1.5	< 0.30	0.51 J	< 0.72	< 0.23	< 1.0	**27.3**	< 0.0094	NA
	09/17/19	NOT SAMPLED								
	08/31/20	NOT SAMPLED								
	04/13/21	NOT SAMPLED								
	07/28/22	NOT SAMPLED								
MW-4	05/11/09	**75.8**	< 0.082	14	200	1.16	16.7	NA	0.042	14 B
	01/06/12	**324**	< 0.155	32.6	437	< 0.168	**126**	< 0.242	0.077	< 2.8
	04/05/12	**98.3**	< 0.078	26.6	71.6	< 0.084	**94.4**	< 0.121	< 1.11	6.6 J
	07/18/12	**263**	< 0.254	83.7	361	< 0.121	**146**	4.97	0.033	< 2.8
	06/11/15	**27.2**	3.03	148	637	< 0.180	**180**	< 0.180	0.0314	NA
	03/08/17	**45.4**	8.70	273	1,150	< 0.57	**193**	0.91 J	**0.13**	NA
	05/22/18	**47.4**	7.0	214	823	< 0.23	**202**	0.77 J	**0.088**	NA
	09/19/19	**72.6**	1.6 J	144	516	< 0.57	**153**	1.8 J	**0.110**	NA
	09/01/20	**34.0**	7.3	230	770	< 0.37	**220**	< 0.42	**0.053**	NA
	04/14/21	WELL BLOCKED								
	07/28/22	**33.0**	1.1	41.0	167.0	<0.24	**64.0**	1.6	0.049	NA

TABLE 3
GROUND WATER MONITORING WELL ANALYTICAL DATA
Petroleum Compounds

Eddies' Pit Stop - SCDOT
Route 2, US Hwy 601 N., Pageland, South Carolina
UST Permit # 18871
Terracon Project No. 73227210

WELL NUMBER	SAMPLE DATE	BENZENE (µg/L)	TOLUENE (µg/L)	ETHYL-BENZENE (µg/L)	XYLENES (µg/L)	MTBE (µg/L)	NAPHTH-ALENE (µg/L)	1,2 DCA (µg/L)	EDB (µg/L)	Total Lead (µg/L)
RBSLs	--	*5*	*1,000*	*700*	*10,000*	*40*	*25*	*5.0*	*0.05*	*15*
MW-4 Dup	06/11/15	**33.1**	3.67	146	771	< 0.180	**187**	< 0.180	0.0259	NA
	03/08/17	**45.5**	8.9	273	1,200	< 0.57	**191**	0.96 J	**0.13**	NA
	09/19/19	**71.4**	1.5 J	143	514	< 0.57	**152**	1.5 J	**0.12**	NA
	09/01/20	**34.0**	7.4	230	770	< 0.37	**210**	< 0.42	0.04	NA
	07/28/22	**34.0**	1.2	49	197	<0.24	**85**	1.60	0.04	NA
MW-5	08/09/10	**166**	44.4	539	1,070	< 0.517	**307**	NA	**0.269**	3.4 B
	01/06/12	**125**	25.7	630	1,260	< 0.839	**334**	< 1.21	< 0.0032	< 2.8
	04/05/12	**93.7**	26.6	497	943	< 0.839	**242**	< 1.21	< 0.0029	< 2.8
	07/19/12	**70.6**	12.9	214	388	< 0.121	**154**	< 0.238	< 0.0029	< 2.8
	06/11/15	**141**	53.0	**966**	2,480	< 0.180	**1,180**	< 0.180	**0.317**	NA
	03/08/17	**219**	197	**736**	2,340	< 1.1	**414**	3.0 J	**0.47**	NA
	05/22/18	**684**	48	274	2,130	< 2.3	**298**	**22**	**1.7**	NA
	09/17/19	NOT SAMPLED								
	09/22/20	**650**	**790**	**1,400**	6,800	< 0.37	**670**	**9.8**	**2.19**	NA
	04/14/21	**140**	59	**680**	1,990	< 0.23	**370**	< 0.20	**0.164**	NA
	07/28/22	**290**	240	**820**	3,280	<0.24	**560**	6.4	**0.765**	NA
MW-6	01/06/12	< 0.049	< 0.078	< 0.18	1.37 J	< 0.084	6.42	< 0.121	< 0.0032	4.5 J
	04/05/12	< 0.049	< 0.078	< 0.18	< 0.176	< 0.084	6.49	< 0.121	< 0.0029	< 2.8
	07/18/12	< 0.099	< 0.127	< 0.119	< 0.384	< 0.06	7.11	< 0.119	< 0.0029	< 2.8
	06/08/15	< 0.160	< 0.140	< 0.190	< 0.200	< 0.180	< 0.220	< 0.180	< 0.00627	NA
	05/21/18	< 0.31	< 0.30	< 0.36	< 0.72	< 0.23	< 1.0	< 0.31	< 0.0093	NA
	09/17/19	< 0.31	< 0.30	< 0.36	< 0.72	< 0.23	< 1.0	< 0.31	< 0.0095	NA
	08/31/20	< 0.39	< 0.31	< 0.38	< 0.78	< 0.37	< 0.67	< 0.42	< 0.008	NA
	04/13/21	< 0.38	< 0.45	< 0.55	< 0.9	< 0.23	< 0.85	< 0.20	< 0.008	NA
	07/13/22	<0.23	<0.55	<0.24	<0.27	<0.24	<1.1	<0.32	<0.015	NA
MW-7	01/06/12	< 0.049	< 0.078	< 0.18	< 0.123	< 0.084	< 0.175	< 0.121	< 0.0032	**22.0**
	04/05/12	< 0.049	< 0.078	< 0.18	< 0.176	< 0.084	3.46 J	< 0.121	< 0.0029	12 J
	07/17/12	< 0.099	< 0.127	< 0.119	< 0.384	< 0.06	< 0.065	< 0.0029	< 0.119	< 0.28
	06/09/15	1.01	< 0.140	< 0.190	< 0.200	< 0.180	< 0.220	< 0.180	< 0.00612	NA
	05/22/18	< 0.31	< 0.30	< 0.36	< 0.72	< 0.23	< 1.0	< 0.31	< 0.0092	NA
	09/17/19	NOT SAMPLED								
	08/31/20	NOT SAMPLED								
	04/13/21	NOT SAMPLED								
	07/26/22	<0.23	<0.55	<0.24	<0.78	<0.24	<1.1	<0.32	<0.016	NA
MW-8	01/06/12	**970**	31.6	262	450	< 0.839	**91.1**	< 1.21	< 0.0032	< 2.8
	04/05/12	**1,000**	86.4	828	2,420	< 1.68	**389**	**8.66 J**	< 0.0029	3.8 J
	07/19/12	**1,040**	117	962	3,060	< 0.604	**450**	**7.11 J**	< 0.0029	< 2.8
	06/12/15	**567**	25.7	689	909	< 0.180	**368**	< 0.180	0.0138	NA
	03/08/17	**476**	25.5	654	1,820	< 2.3	**503**	4.6 J	0.042	NA
	05/22/18	**658**	10.7	**835**	1,330	< 2.3	**527**	< 3.1	0.024	NA
	09/18/19	**605**	9 J	**1,230**	1,460	< 2.3	**609**	< 3.1	< 0.0096	NA
	08/31/20	**780**	2.7	**720**	466	< 0.37	**240**	< 0.42	< 0.008	NA
	04/14/21	**260**	1.2 I	86	340	< 0.23	**140**	< 0.2	< 0.008	NA
	07/13/22	**430**	4.6	450	170	<0.24	**220**	3	<0.015	NA
MW-8D	01/05/12	< 0.049	< 0.078	< 0.18	< 0.123	< 0.084	5.21	1.34	< 0.0032	11.0
	04/05/12	< 0.049	< 0.078	< 0.18	< 0.176	< 0.084	< 0.175	< 0.121	< 0.0029	**27.0**
	07/19/12	< 0.099	< 0.127	1.48	4.59	< 0.06	5.24	< 0.119	< 0.0029	< 2.8
	06/10/15	2.65	< 0.140	< 0.190	< 0.200	< 0.180	< 0.220	2.28	< 0.00632	NA
	05/22/18	< 0.31	< 0.30	< 0.36	< 0.72	< 0.23	< 1.0	< 0.31	0.012	NA
	09/19/19	< 0.31	< 0.30	< 0.36	< 0.72	0.62 J	< 1.0	0.76 J	< 0.0095	NA
	08/31/20	< 0.39	< 0.31	< 0.38	< 0.78	< 0.37	< 0.67	< 0.42	< 0.008	NA
	04/14/21	1.4 I	1.1 I	< 0.55	< 0.9	1.1 I	< 0.85	< 0.2	< 0.008	NA
	07/27/22	<0.23	<0.55	<0.24	<0.78	<0.24	<1.1	<0.32	<0.016	NA

TABLE 3
GROUND WATER MONITORING WELL ANALYTICAL DATA
Petroleum Compounds

Eddies' Pit Stop - SCDOT
Route 2, US Hwy 601 N., Pageland, South Carolina
UST Permit # 18871
Terracon Project No. 73227210

WELL NUMBER	SAMPLE DATE	BENZENE (µg/L)	TOLUENE (µg/L)	ETHYL-BENZENE (µg/L)	XYLENES (µg/L)	MTBE (µg/L)	NAPHTH-ALENE (µg/L)	1,2 DCA (µg/L)	EDB (µg/L)	Total Lead (µg/L)
RBSLs	--	*5*	*1,000*	*700*	*10,000*	*40*	*25*	*5.0*	*0.05*	*15*
MW-9	01/06/12	< 0.049	< 0.078	< 0.18	< 0.123	< 0.084	< 0.175	< 0.121	< 0.0032	0.03
	04/05/12	< 0.049	< 0.078	< 0.18	< 0.176	< 0.084	< 0.175	< 0.12	< 0.0029	< 2.8
	07/17/12	< 0.099	< 0.127	< 0.119	< 0.384	< 0.06	< 0.065	< 0.119	< 0.0029	< 0.28
	06/09/15	1.23	< 0.140	< 0.190	< 0.200	2.77	< 0.220	0.490	0.0115	NA
	05/22/18	0.42 J	< 0.30	< 0.36	< 0.72	2.60	1.5 J	0.60 J	< 0.0093	NA
	09/17/19	NOT SAMPLED								
	08/31/20	NOT SAMPLED								
	04/13/21	NOT SAMPLED								
	07/26/22	<0.23	<0.55	<0.24	<0.78	0.55 I	<1.1	<0.32	<0.016	NA
MW-10	01/06/12	**26.3**	< 0.078	11.4	21.8	**48.4**	5.34	< 0.121	0.015	< 2.8
	04/05/12	**2,150**	< 3.1	194	933	**259**	**263**	**57.5**	**0.268**	< 2.8
	07/18/12	**2,680**	< 3.18	148	1,150	**276**	**200**	**68.3**	**0.1**	< 2.8
	06/15/15	**1,820**	6.93	635	1,700	**200**	**382**	**48.2**	**2.13**	NA
	05/21/18	**2,640**	< 15	**756**	1,780	**169**	**327**	**45.9 J**	**1.4**	NA
	09/18/19	**2,640**	< 15	**733**	1,810	< 11	**388**	**41.6 J**	**1**	NA
	09/01/20	**3,200**	7.4	**960**	2,190	130	**440**	**34**	**1.11**	NA
	04/13/21	**2,400**	2.9 I	360	910	**140**	**210**	< 0.2	**0.773**	NA
	07/28/22	Paved Over								
MW-11	01/06/12	< 0.049	< 0.078	< 0.18	< 0.123	< 0.084	< 0.175	< 0.121	< 0.0032	< 2.8
	04/05/12	< 0.049	< 0.078	< 0.18	< 0.176	< 0.084	< 0.175	< 0.121	< 0.0029	< 2.8
	07/18/12	< 0.099	< 0.127	< 0.119	< 0.384	< 0.06	2.15 J	< 0.119	< 0.0029	< 2.8
	06/09/15	< 0.160	< 0.140	< 0.190	< 0.200	< 0.180	< 0.220	< 0.180	< 0.00630	NA
	05/22/18	< 0.31	< 0.30	< 0.36	< 0.72	< 0.23	< 1.0	< 0.31	< 0.0093	NA
	09/18/19	< 0.31	< 0.30	< 0.36	< 0.72	< 0.23	< 1.0	< 0.31	< 0.0096	NA
	09/01/20	< 0.39	< 0.31	< 0.38	< 0.78	< 0.37	< 0.67	< 0.42	0.024	NA
	05/14/21	< 0.38	< 0.45	< 0.55	< 0.9	< 0.23	< 0.85	< 0.20	< 0.008	NA
	07/28/22	NOT SAMPLED								
MW-12	01/06/12	**3,140**	< 3.10	89.5	247	< 3.36	**465**	< 4.84	< 0.0032	< 2.8
	04/05/12	**2,980**	221	485	1,980	< 3.36	**204**	**33.6 J**	< 0.0029	< 2.8
	07/20/12	**5,580**	457	**1,150**	4,040	< 3.02	**460**	**39.4 J**	< 0.0029	< 2.8
	06/11/15	**4,540**	182	574	2,080	< 0.180	**450**	**35.0**	< 0.00610	NA
	03/08/17	**5,550**	348	522	3,390	< 23	**233 J**	**45.6 J**	0.031	NA
	05/22/18	**5,010**	193	**803**	2,800	< 23	**448 J**	**36.5 J**	0.011 J	NA
	09/19/19	**4,510**	96	**805**	1,600	< 11	**303**	**25.6 J**	< 0.0094	NA
	09/01/20	**1,400**	19	350	480	< 0.37	**190**	**11.0**	< 0.008	NA
	04/15/21	**1,100**	31	210	500	< 0.23	**68**	< 0.20	< 0.008	NA
	07/26/22	**2,400**	14	410	370	<0.24	**180**	**10.0**	<0.015	NA
MW-12 DUP	05/22/18	**5,050**	193	**802**	2810	< 23	**460 J**	**34.6 J**	0.013 J	NA
	09/19/19	**4,480**	97	**802**	1590	< 11	**303**	**27.0 J**	< 0.0095	NA
	09/01/20	**1,400**	21	360	520	< 0.37	**200**	**15**	< 0.008	NA
	04/15/21	**1,100**	32	210	520	< 0.23	**140**	< 0.2	< 0.008	NA
MW-13	01/06/12	**56**	< 0.388	< 0.9	4.56 J	< 0.42	**33.5**	10.7	< 0.0032	4.1 J
	04/05/12	< 0.049	< 0.078	< 0.18	< 0.176	< 0.084	< 0.175	1.34	< 0.0029	< 2.8
	07/20/12	0.584 J	< 0.127	0.522 J	10.2	< 0.06	4.14 J	< 0.119	< 0.0029	< 2.8
	06/08/15	**Not Sampled - Well Blocked**								
	05/22/18	< 0.31	< 0.30	< 0.36	< 0.72	< 0.23	< 1.0	< 0.31	< 0.0093	NA
	09/17/19	**Not Samples - Well Blocked**								
	09/22/20	< 0.39	< 0.31	< 0.38	< 1.15	< 0.37	< 0.67	< 0.42	< 0.008	NA
	04/15/21	< 0.38	< 0.45	< 0.55	1.21 I	< 0.23	1.3 I	< 0.2	< 0.008	NA
	07/26/22	0.44 I	<0.55	<0.24	<0.78	<0.24	<1.1	<0.32	<0.015	NA

TABLE 3
GROUND WATER MONITORING WELL ANALYTICAL DATA
Petroleum Compounds

Eddies' Pit Stop - SCDOT
Route 2, US Hwy 601 N., Pageland, South Carolina
UST Permit # 18871
Terracon Project No. 73227210

WELL NUMBER	SAMPLE DATE	BENZENE (µg/L)	TOLUENE (µg/L)	ETHYL-BENZENE (µg/L)	XYLENES (µg/L)	MTBE (µg/L)	NAPHTH-ALENE (µg/L)	1,2 DCA (µg/L)	EDB (µg/L)	Total Lead (µg/L)
RBSLs	--	*5*	*1,000*	*700*	*10,000*	*40*	*25*	*5.0*	*0.05*	*15*
MW-14	01/06/12	**5.73**	7.77	< 0.18	< 0.123	< 0.084	5.57	1.74	< 0.0032	**25.0**
	04/05/12	< 0.049	< 0.078	< 0.18	< 0.176	< 0.084	< 0.175	< 0.121	< 0.0029	< 2.8
	07/19/12	< 0.099	< 0.127	< 0.119	< 0.384	< 0.06	< 0.065	< 0.119	< 0.0029	< 2.8
	06/11/15	**20.1**	< 0.140	3.54	< 0.200	< 0.180	1.91	1.46	0.0148	NA
	05/22/18	< 0.31	< 0.30	< 0.36	< 0.72	< 0.23	< 1.0	< 0.31	< 0.0093	NA
	09/18/19	**16.0**	< 0.30	10.60	1.3 J	< 0.23	3.5 J	2.7	< 0.0096	NA
	09/01/20	**31.0**	< 0.31	27.0	3.3 I	< 0.37	13.0	2.9	< 0.008	NA
	04/14/21	**52.0**	0.89 I	4.1 I	7.3	1.3 I	2.4 I	5.4	< 0.008	NA
	07/13/22	0.27 I	<0.55	<0.24	<0.27	<0.24	<1.1	<0.32	<0.015	NA
MW-15	04/05/12	< 0.049	< 0.078	< 0.18	< 0.176	< 0.084	< 0.175	< 0.121	< 0.0029	< 2.8
	07/20/12	< 0.099	< 0.127	< 0.119	< 0.384	< 0.06	< 0.065	< 0.119	< 0.0029	< 2.8
	06/09/15	< 0.160	< 0.140	< 0.190	< 0.200	< 0.180	< 0.220	< 0.180	< 0.00620	NA
	05/22/18	< 0.31	< 0.30	< 0.36	< 0.72	< 0.23	< 1.0	< 0.31	0.026	NA
	09/18/19	3.20	< 0.30	< 0.36	< 0.72	< 0.23	< 1.0	1.40	< 0.0096	NA
	08/31/20	< 0.39	< 0.31	< 0.38	< 0.78	< 0.37	< 0.67	< 0.42	< 0.008	NA
	04/14/21	< 0.38	< 0.45	< 0.55	< 0.9	< 0.23	< 0.85	< 0.20	< 0.008	NA
	07/13/22	<0.23	<0.55	<0.24	<0.27	<0.24	<1.1	<0.32	<0.015	NA
MW-15D	04/05/12	**5.95**	< 0.078	6.33	10.9	< 0.084	5.91	< 0.121	< 0.0029	< 2.8
	07/19/12	**9.42**	< 0.127	1.50	< 0.384	< 0.06	3.93 J	6.78	< 0.0029	< 2.8
	06/09/15	**31.7**	2.70	10.5	15.8	< 0.180	11.9	3.20	< 0.00627	NA
	05/22/18	< 0.31	< 0.30	< 0.36	< 0.72	< 0.23	< 1.0	< 0.31	< 0.0093	NA
	09/18/19	< 0.31	< 0.30	< 0.36	< 0.72	< 0.23	< 1.0	< 0.31	< 0.0097	NA
	08/31/20	< 0.39	< 0.31	< 0.38	< 0.78	< 0.37	< 0.67	< 0.42	< 0.008	NA
	04/14/21	< 0.38	< 0.45	< 0.55	< 0.90	< 0.23	< 0.85	< 0.20	< 0.008	NA
	07/13/22	<0.23	<0.55	<0.24	<0.27	<0.24	<1.1	<0.32	<0.015	NA
MW-16	04/05/12	< 0.049	< 0.078	< 0.18	< 0.176	< 0.084	< 0.175	< 0.121	< 0.0029	< 2.8
	07/19/12	< 0.099	< 0.127	< 0.119	< 0.384	< 0.06	< 0.065	< 0.119	< 0.0029	< 2.8
	06/11/15	< 0.160	< 0.140	< 0.190	< 0.200	< 0.180	< 0.220	< 0.180	< 0.00619	NA
	05/22/18	< 0.31	< 0.30	< 0.36	< 0.72	< 0.23	< 1.0	< 0.31	< 0.0092	NA
	09/18/19	< 0.31	< 0.30	< 0.36	< 0.72	< 0.23	< 1.0	< 0.31	< 0.0092	NA
	08/31/20	< 0.39	< 0.31	< 0.38	< 0.78	< 0.37	< 0.67	< 0.42	< 0.008	NA
	04/14/21	< 0.38	< 0.45	< 0.55	< 0.9	< 0.23	< 0.85	< 0.20	< 0.008	NA
	07/13/22	<0.23	<0.55	<0.24	<0.27	<0.24	<1.1	<0.32	<0.016	NA
MW-16D	04/05/12	**15.9**	< 0.078	6.1	12.6	< 0.084	6.32	< 0.121	< 0.0029	3.8 J
	07/19/12	**7.7**	< 0.127	< 0.119	2.54 J	< 0.06	2.46 J	0.942 J	< 0.0029	< 2.8
	06/10/15	**32.9**	1.16	9.24	20.2	< 0.180	8.58	6.61	< 0.00646	NA
	05/22/18	< 0.31	< 0.30	< 0.36	< 0.72	< 0.23	< 1.0	1.9	0.019	NA
	09/18/19	< 0.31	< 0.30	< 0.36	< 0.72	< 0.23	< 1.0	< 0.31	< 0.0097	NA
	08/31/20	1.4	< 0.31	1.50	< 1.38	< 0.37	< 0.67	2.2	< 0.008	NA
	04/14/21	< 0.38	0.69 I	< 0.55	< 0.9	1.4 I	< 0.85	0.95 I	< 0.008	NA
	07/13/22	<0.23	<0.55	<0.24	<0.27	<0.24	<1.1	<0.32	<0.015	NA
MW-17	04/05/12	< 0.049	< 0.078	< 0.18	< 0.176	< 0.084	< 0.175	< 0.121	< 0.0029	< 2.8
	07/18/12	< 0.099	< 0.127	< 0.119	< 0.384	< 0.06	< 0.065	< 0.119	< 0.0029	< 2.8
	06/08/15	< 0.160	< 0.140	< 0.190	< 0.200	< 0.180	< 0.220	< 0.180	< 0.00613	NA
	05/21/18	< 0.31	< 0.30	< 0.36	< 0.72	< 0.23	< 1.0	< 0.31	< 0.0092	NA
	08/31/20	< 0.39	< 0.31	< 0.38	< 0.78	< 0.37	< 0.67	< 0.42	< 0.008	NA
	04/13/21	< 0.38	< 0.45	< 0.55	< 0.9	< 0.23	< 0.85	< 0.2	< 0.008	NA
	07/27/22	<0.23	<0.55	<0.24	<0.78	<0.24	<1.1	<0.32	<0.015	NA
MW-17D	04/05/12	1.89	< 0.078	< 0.18	< 0.176	< 0.084	< 0.175	4.74	< 0.0029	< 2.8
	07/18/12	0.618 J	< 0.127	< 0.119	< 0.384	< 0.06	< 0.065	1.17	< 0.0029	< 2.8
	06/10/15	< 0.160	< 0.140	< 0.190	< 0.200	< 0.180	< 0.220	3.38	< 0.00644	NA
	05/21/18	< 0.31	< 0.30	< 0.36	< 0.72	< 0.23	< 1.0	< 0.31	0.033	NA
	05/22/18	< 0.31	< 0.30	< 0.36	< 0.72	< 0.23	< 1.0	< 0.31	< 0.0093	NA
	09/17/19	< 0.31	< 0.30	< 0.36	< 0.72	< 0.23	< 1.0	< 0.31	< 0.0097	NA
	08/31/20	< 0.39	< 0.31	< 0.38	< 0.78	< 0.37	< 0.67	< 0.42	< 0.008	NA
	04/13/21	< 0.38	< 0.45	< 0.55	< 0.90	< 0.23	< 0.85	< 0.20	< 0.008	NA
	07/27/22	<0.23	<0.55	<0.24	<0.78	<0.24	<1.1	<0.32	<0.015	NA

TABLE 3
GROUND WATER MONITORING WELL ANALYTICAL DATA
Petroleum Compounds

Eddies' Pit Stop - SCDOT
Route 2, US Hwy 601 N., Pageland, South Carolina
UST Permit # 18871
Terracon Project No. 73227210

WELL NUMBER	SAMPLE DATE	BENZENE (µg/L)	TOLUENE (µg/L)	ETHYL-BENZENE (µg/L)	XYLENES (µg/L)	MTBE (µg/L)	NAPHTH-ALENE (µg/L)	1,2 DCA (µg/L)	EDB (µg/L)	Total Lead (µg/L)
RBSLs	--	*5*	*1,000*	*700*	*10,000*	*40*	*25*	*5.0*	*0.05*	*15*
MW-18	04/05/12	3.73	< 0.078	19.0	21.9	< 0.084	4.01 J	< 0.121	< 0.0029	4.6 J
	07/20/12	< 0.099	< 0.127	4.8	5.5	< 0.06	4.27 J	< 0.119	< 0.0029	< 2.8
	06/09/15	< 0.160	< 0.140	1.00	1.25	< 0.180	< 0.220	< 0.180	< 0.00630	NA
	05/22/18	< 0.31	< 0.30	< 0.36	< 0.72	< 0.23	< 1.0	< 0.31	< 0.0094	NA
	09/19/19	0.45 J	< 0.30	0.61 J	< 0.72	< 0.23	< 1.0	< 0.31	< 0.0097	NA
	08/31/20	< 0.39	< 0.31	< 0.38	< 0.78	< 0.37	< 0.67	< 0.42	< 0.008	NA
	04/15/21	< 0.38	< 0.45	< 0.55	< 0.9	< 0.23	< 0.85	< 0.20	< 0.008	NA
	07/27/22	<0.23	<0.55	<0.24	<0.78	<0.24	<1.1	<0.32	<0.015	NA
MW-18D	04/05/12	**90.1**	< 0.078	< 0.18	1.17 J	< 0.084	4.46 J	**21.7**	< 0.0029	6.1 J
	07/19/12	< 0.099	< 0.127	< 0.119	< 0.384	< 0.06	< 0.065	**19.4**	< 0.0029	< 2.8
	06/10/15	**27.7**	< 0.140	< 0.190	0.630	< 0.180	< 0.220	**22.1**	< 0.00634	NA
	05/22/18	< 0.31	< 0.30	< 0.36	< 0.72	< 0.23	< 1.0	< 0.31	< 0.0093	NA
	09/19/19	0.79 J	< 0.30	< 0.36	< 0.72	< 0.23	< 1.0	4.3	< 0.0096	NA
	08/31/20	**20.0**	< 0.31	0.83 I	< 0.78	0.46 I	3.2 I	**14.0**	< 0.008	NA
	05/15/21	< 0.38	< 0.45	< 0.55	< 0.9	0.5 I	< 0.85	**8.7**	< 0.008	NA
	07/13/22	<0.23	<0.55	<0.24	<0.27	<0.24	<1.1	<0.32	<0.015	NA
MW-19	04/05/12	4.87	< 0.078	0.328 J	1.01 J	< 0.084	< 0.175	**12.5**	< 0.0029	< 2.8
	07/20/12	< 0.099	< 0.127	< 0.119	< 0.384	< 0.06	< 0.065	**63.7**	< 0.0029	< 2.8
	06/11/15	3.61	< 0.140	< 0.190	< 0.200	< 0.180	< 0.220	**78.1**	< 0.00614	NA
	05/22/18	0.45 J	< 0.30	< 0.36	< 0.72	< 0.23	< 1.0	**39.1**	0.036	NA
	09/19/19	< 0.31	< 0.30	< 0.36	< 0.72	< 0.23	< 1.0	**35.6**	< 0.0094	NA
	08/31/20	0.80 I	< 0.31	< 0.38	< 0.78	< 0.37	< 0.67	**23.0**	< 0.008	NA
	04/15/21	< 0.38	< 0.45	< 0.55	< 0.9	< 0.23	< 0.85	2.4 I	< 0.008	NA
	07/13/22	<0.23	<0.55	<0.24	<0.27	<0.24	<1.1	**25.0**	<0.015	NA
MW-19D	04/05/12	3.07	< 0.078	< 0.18	< 0.176	< 0.084	< 0.175	4.87	< 0.0029	11.0 J
	07/19/12	< 0.099	< 0.127	< 0.119	< 0.384	< 0.06	< 0.065	1.46	< 0.0029	< 2.8
	06/10/15	< 0.160	< 0.140	< 0.190	< 0.200	< 0.180	< 0.220	1.69	< 0.00629	NA
	05/22/18	< 0.31	< 0.30	< 0.36	< 0.72	< 0.23	< 1.0	< 0.31	< 0.0092	NA
	09/19/19	< 0.31	< 0.30	< 0.36	< 0.72	< 0.23	< 1.0	< 0.31	< 0.0097	NA
	08/31/20	< 0.39	< 0.31	< 0.38	< 0.78	< 0.37	< 0.67	< 0.42	< 0.008	NA
	04/15/21	< 0.38	< 0.45	< 0.55	< 0.9	< 0.23	< 0.85	< 0.20	< 0.008	NA
	07/26/22	<0.23	<0.55	<0.24	<0.78	<0.24	<1.1	<0.32	<0.015	NA
MW-20	07/18/12	**325**	1.77 J	53	105	35	2.56 J	**7.21**	**0.112**	< 2.8
	06/12/15	**3,500**	27.6	634	3,140	231	**252**	**48.4**	**5.58**	NA
	05/21/18	**266**	< 1.5	8.3	75.8	39.4	7.5 J	**8.4**	**0.25**	NA
	09/17/19	**2,700**	9.1	615.0	1,220.0	142.0	**168**	**36.2**	**0.91**	NA
	08/31/20	**2,300**	9.4	570	1,700	130	**220**	**29.0**	**0.76**	NA
	04/13/21	**17**	0.60 I	2.6 I	3.4 I	4.4 I	2.3 I	1.7 I	0.008	NA
	07/26/22	Paved Over								
MW-20 Dup	06/12/15	**2,010**	26.7	686	3,510	**228**	**250**	**47.5**	**5.45**	NA
	04/13/21	**14**	< 0.45	2.5 I	3.3	4.1 I	1.9 I	**1.3 I**	**< 0.008**	NA
MW-20D	07/18/12	**22.6**	< 0.127	1.7	8.1	25.1	1.26 J	3.43	< 0.0029	< 2.8
	06/10/15	< 0.160	< 0.140	< 0.190	< 0.200	30.0	< 0.220	< 0.180	< 0.00634	NA
	05/21/18	1.8	< 0.30	< 0.36	< 0.72	28.8	< 1.0	3.20	< 0.0092	NA
	09/17/19	< 0.31	< 0.30	< 0.36	< 0.72	< 0.23	< 1.0	< 0.31	< 0.0096	NA
	08/31/20	< 0.39	< 0.31	< 0.38	< 0.78	11.0	< 0.67	< 0.42	< 0.008	NA
	04/13/21	< 0.38	0.67 I	< 0.55	< 0.9	11.0	< 0.85	< 0.20	< 0.008	NA
	07/13/22	<0.23	<0.55	<0.24	<0.27	16.0	<1.1	<0.32	<0.015	NA
MW-21	07/18/12	**11,400**	12,100	1,170	5,840	**2,870**	294 J	**436**	**3.75**	< 2.8
	06/12/15	**4,380**	3,740	440	2,220	**833**	**141**	**173**	**2.78**	NA
	05/21/18	Paved Over								
MW-21D	07/18/12	**220**	473	151	785	**64.7**	**51.2**	8.19	0.017	< 2.8
	06/10/15	**1,460**	539	37.6	195	**335**	15.4	**38.9**	**0.327**	NA
	05/21/18	**136**	99	6.5	24.8	**259**	< 2.0	**14.0**	< 0.0092	NA
	09/17/19	**24**	7	2.3	8.0	**173**	< 1.0	**7.3**	< 0.0097	NA
	08/31/20	0.47 I	< 0.31	< 0.38	< 0.78	26	< 0.67	< 0.42	< 0.008	NA
	04/14/21	Paved Over								

TABLE 3
GROUND WATER MONITORING WELL ANALYTICAL DATA
Petroleum Compounds

Eddies' Pit Stop - SCDOT
Route 2, US Hwy 601 N., Pageland, South Carolina
UST Permit # 18871
Terracon Project No. 73227210

WELL NUMBER	SAMPLE DATE	BENZENE (µg/L)	TOLUENE (µg/L)	ETHYL-BENZENE (µg/L)	XYLENES (µg/L)	MTBE (µg/L)	NAPHTH-ALENE (µg/L)	1,2 DCA (µg/L)	EDB (µg/L)	Total Lead (µg/L)
RBSLs	--	*5*	*1,000*	*700*	*10,000*	*40*	*25*	*5.0*	*0.05*	*15*
MW-22	07/18/12	**262**	37.7	73.9	286	5.85	3.84 J	1.65 J	0.013	< 2.8
	06/12/15	**1,970**	56.3	307	1,760	**51.0**	**212**	**22.3**	**5.26**	NA
	05/21/18	< 0.31	< 0.30	< 0.36	< 0.72	< 0.23	< 1.0	< 0.31	< 0.0094	NA
	09/18/19	**4,870**	68.9	**818**	2,570	< 0.23	**297**	**81.3**	**7.00**	NA
	08/31/20	**2,800**	37.0	410	393	**490**	**190**	**75.0**	**0.20**	NA
	04/13/21	**3,700**	31.0	230	1,040	**150**	**180**	**120**	**4.99**	NA
	07/28/22	Paved Over								
MW-22D	07/18/12	**1,300**	80.2	241	639	61	157	19.6	0.011	< 2.8
	06/10/15	**1,490**	76.0	296	569	**138**	**155**	**43.7**	**2.32**	NA
	05/21/18	**4,080**	91.5	646	836	**258**	**252**	**79.3**	**1.80**	NA
	09/17/19	**2,780**	47.3	400	470	**195**	**127**	**62.9**	**1.30**	NA
	08/31/20	**7,200**	140	**1,000**	3,000	**200**	**390**	**77.0**	**8.11**	NA
	04/13/21	**61**	1.2 I	5	4.97	17	1.2 I	4.0	< 0.008	NA
	07/28/22	Paved Over								
RW-1	03/08/17	< 0.31	< 0.30	< 0.36	< 0.72	< 0.23	< 1.0	< 0.31	< 0.0095	NA
	05/22/18	< 0.31	< 0.30	< 0.36	< 0.72	< 0.23	< 1.0	< 0.31	< 0.0091	NA
	09/17/19	NOT SAMPLED								
	08/31/20	NOT SAMPLED								
	04/13/21	NOT SAMPLED								
	07/26/22	<0.23	<0.55	<0.24	<0.78	<0.24	<1.1	<0.32	<0.015	NA
RW-2	03/08/17	< 0.31	< 0.30	< 0.36	< 0.72	< 0.23	< 1.0	< 0.31	< 0.0094	NA
	05/22/18	< 0.31	< 0.30	< 0.36	< 0.72	< 0.23	< 1.0	< 0.31	< 0.0092	NA
	09/17/19	NOT SAMPLED								
	08/31/20	NOT SAMPLED								
	04/13/21	NOT SAMPLED								
	07/26/22	<0.23	<0.55	<0.24	<0.78	<0.24	<1.1	<0.32	<0.015	NA
02261-MW-1	07/13/22	**23,000**	**1,300**	**1,700**	2,800	**1,900**	**310**	**600**	**57**	NA
PW-1 On-Site Supply Well	01/05/12	< 0.049	< 0.078	< 0.18	< 0.123	< 0.084	< 0.175	1.89	< 0.0032	NA
	01/27/12	< 0.049	< 0.078	< 0.18	< 0.123	< 0.084	< 0.175	1.97	< 0.0029	NA
	04/05/12	< 0.049	< 0.078	< 0.18	< 0.176	< 0.084	< 0.175	< 0.121	< 0.0029	NA
	07/17/12	< 0.099	< 0.127	< 0.119	< 0.384	< 0.06	< 0.065	1.22	< 0.0029	NA
	06/09/15	< 0.160	< 0.140	< 0.190	< 0.200	< 0.180	< 0.220	1.40	< 0.00620	NA
	05/22/18	< 0.25	< 0.25	< 0.25	< 0.25	< 0.25	< 0.25	< 0.25	< 0.019	NA
	09/01/20	< 0.25	< 0.24	< 0.26	< 0.25	< 0.094	< 0.31	< 0.13	< 0.011	NA
	04/15/21	< 0.21	< 0.2	< 0.22	< 0.22	< 0.14	< 0.35	0.54	< 0.014	NA
	07/28/22	<0.21	<0.20	<0.22	<0.22	<0.14	<0.35	0.37	<0.0055	NA
PW-1 Dup	05/22/18	< 0.25	< 0.25	< 0.25	< 0.25	< 0.25	< 0.25	< 0.25	< 0.19	NA
	09/01/20	< 0.25	< 0.24	< 0.26	< 0.25	< 0.094	< 0.31	< 0.13	< 0.011	NA
	04/15/21	< 0.21	< 0.2	< 0.22	< 0.22	< 0.14	< 0.35	0.59	< 0.012	NA
	07/28/22	<0.21	<0.20	<0.22	<0.22	<0.14	<0.35	0.51	<0.0054	NA
PW-2 Casper Irrigation Well	01/05/12	4.64	< 0.078	< 0.18	< 0.123	< 0.084	< 0.175	< 0.121	< 0.0032	NA
	01/27/12	1.15	< 0.078	< 0.18	< 0.123	< 0.084	< 0.175	< 0.121	< 0.0029	NA
	04/05/12	< 0.049	< 0.078	< 0.18	< 0.176	< 0.084	< 0.175	< 0.121	< 0.0029	NA
	07/17/12	0.448J	< 0.127	< 0.119	< 0.384	< 0.06	< 0.065	< 0.119	< 0.0029	NA
	06/08/15	**NOT SAMPLED**								
	09/01/20	**NOT SAMPLED**								
	04/13/21	**NOT SAMPLED**								
	07/28/22	**NOT SAMPLED**								
Casper Residence Municipal Water Supply	01/27/12	< 0.078	< 0.078	< 0.18	< 0.123	< 0.084	< 0.175	< 0.121	< 0.0029	NA
FB	04/13/21	< 0.38	< 0.45	< 0.55	< 0.9	< 0.23	< 0.85	< 0.20	< 0.008	NA
	04/14/21	< 0.38	< 0.45	< 0.55	< 0.9	< 0.23	< 0.85	< 0.20	< 0.008	NA
	04/15/21	< 0.38	< 0.45	< 0.55	< 0.9	< 0.23	< 0.85	< 0.20	< 0.008	NA
	07/13/22	<0.23	<0.55	<0.24	<0.27	<0.24	<1.1	<0.32	>0.016	NA
	07/26/22	<0.23	<0.55	<0.24	<0.78	<0.24	<1.1	<0.32	<0.015	NA
	07/27/22	<0.23	<0.55	<0.24	<0.78	<0.24	<1.1	<0.32	<0.016	NA
	07/28/22	<0.23	<0.55	<0.24	<0.78	<0.24	<1.1	<0.32	<0.015	NA
PW-1	04/15/21	< 0.21	< 0.2	< 0.22	< 0.22	< 0.14	< 0.35	< 0.16	< 0.012	NA
	07/28/22	<0.21	<0.20	<0.22	<0.22	<0.14	<0.35	<0.16	<0.0054	NA

TABLE 3
GROUND WATER MONITORING WELL ANALYTICAL DATA
Petroleum Compounds

Eddies' Pit Stop - SCDOT
Route 2, US Hwy 601 N., Pageland, South Carolina
UST Permit # 18871
Terracon Project No. 73227210

WELL NUMBER	SAMPLE DATE	BENZENE (µg/L)	TOLUENE (µg/L)	ETHYL-BENZENE (µg/L)	XYLENES (µg/L)	MTBE (µg/L)	NAPHTH-ALENE (µg/L)	1,2 DCA (µg/L)	EDB (µg/L)	Total Lead (µg/L)
RBSLs	--	*5*	*1,000*	*700*	*10,000*	*40*	*25*	*5.0*	*0.05*	*15*
TB	04/15/21	< 0.38	< 0.45	< 0.55	< 0.9	< 0.23	< 0.85	< 0.2	NA	NA
	04/15/21	< 0.38	< 0.45	< 0.55	< 0.9	< 0.23	< 0.85	< 0.2	NA	NA
	07/13/22	<0.23	<0.55	<0.24	<0.27	<0.24	<1.1	<0.32	NA	NA
	07/26/22	<0.23	<0.55	<0.24	<0.78	<0.24	<1.1	<0.32	NA	NA
PW-1	04/15/21	< 0.21	< 0.2	< 0.22	< 0.22	< 0.14	< 0.35	< 0.16	NA	NA
	07/28/22	<0.21	<0.20	<0.22	<0.22	<0.14	<0.35	<0.16	NA	NA

Notes:
1) Results shown in boldface type indicate concentrations which exceed the RBSL for that compound
2) µg/L - micrograms per liter or parts per billion
3) RBSL- Risk-Based Screening Level as defined by the SCDHEC RBCA Document
4) *J* - indicates an estimated value
5) *B* - indicates the result is between the Method Detection Limit and the Reporting Detection Limit
6) *NA* - Not Analyzed
7) 1,2 DCA - 1,2 Dichloroethane
8) Abbreviations:
MTBE = methyl-tert-butyl-ether
EDB = 1,2-dibromoethane
1,2 DCA - 1,2 Dichloroethane
10) Well numbers in boldface type indicate wells gauged/sampled for this monitoring event

TABLE 3A
GROUND WATER MONITORING WELL ANALYTICAL DATA
Petroleum Related Compounds

Eddies' Pit Stop - SCDOT
Route 2, US Hwy 601 N., Pageland, South Carolina
UST Permit # 18871
Terracon Project No. 73227210

WELL NUMBER	SAMPLE DATE	Ethanol (µg/L)	ETBE (µg/L)	DIPE (µg/L)	ETBA (µg/L)	TBA (µg/L)	TAME (µg/L)	TAA (µg/L)	TBF (µg/L)
ALs	--	*10,000*	*47*	*150*	*NE*	*1,400*	*128*	*240*	*NE*
MW-1	01/06/12	< 4090	< 55.5	< 5.25	< 1,880	< 14.5	< 52.5	**3,570**	< 108
	04/05/12	< 3,270	< 44.4	77.9J	< 1,500	< 11.6	< 42	**3,880**	< 86.4
	07/19/12	< 1640	< 22.2	32.8J	< 752	< 5.8	< 21.0	**3,520**	< 43.2
	06/11/15	< 8.00	< 0.300	15.7	980	27.5	< 0.300	**1,640**	< 1.00
	03/08/17	< 82	< 0.24	0.91 J	< 10	< 5.3	< 0.24	9.9 J	< 5.0
	05/22/18	< 1,600	< 4.7	17.3 J	< 200	< 110	< 4.9	**1,460**	< 100
	09/19/19	< 820	< 2.4	12.1	< 100	< 53	< 2.4	**1,420**	< 50
	09/01/20	< 49	< 4.4	13	< 23	< 60	< 4.5	**1,600**	< 44
	04/14/21	< 49	< 4.4	7.7 I	< 23	< 60	< 4.5	**1,000**	< 44
	07/28/22	<53	<3.8	7.6 I	<40	<35	<4.2	**600**	<33
MW-1 DUP	07/28/22	<53	<3.8	8.1 I	<40	<35	<4.2	**690**	<33
MW-2	01/06/12	< 3,270	< 44.4	**836 J**	< 1,500	< 11.6	< 42	**6,820**	< 86.4
	04/05/12	< 4,090	,55.5	124J	< 1,880	149J	< 52.5	**6,580**	< 108
	07/17/12	< 2,050	< 27.8	71.9J	< 940	158J	< 26.3	**6,590**	< 54
	06/08/15	**0.02ft. OF FREE PRODUCT**							
	03/08/17	**0.03ft. OF FREE PRODUCT**							
	05/22/18	< 4,100	< 12	38 J	< 500	< 270	< 12	**3,880**	< 250
	09/17/19	**NOT SAMPLED**							
	08/31/20	**NOT SAMPLED**							
	04/13/21	**NOT SAMPLED**							
	07/28/22	**NOT SAMPLED**							
MW-2 DUP	05/22/18	< 4,100	< 12	40.3 J	< 500	< 270	< 12	**3,650**	< 250
MW-3	01/06/12	< 164	< 2.22	3.40 J	< 75.2	< 0.58	< 2.1	**243**	< 4.32
	04/05/12	< 81.8	< 1.11	4.64 J	< 37.6	< 0.29	< 1.05	**254**	< 2.16
	07/17/12	< 81.8	< 1.11	1.53J	< 37.6	4.73J	< 1.05	**170**	< 2.16
	06/09/15	< 8.00	< 0.300	2.81	152	< 1.00	< 0.300	193	< 1.00
	03/08/17	**NOT SAMPLED**							
	05/22/18	< 82	< 0.24	< 0.24	< 10	< 5.3	< 0.24	30.1	< 5.0
	09/17/19	**NOT SAMPLED**							
	08/31/20	**NOT SAMPLED**							
	04/13/21	**NOT SAMPLED**							
	07/28/22	**NOT SAMPLED**							
MW-3D	01/05/12	< 409	< 5.55	42.8	< 188	55.5	< 5.25	**2,280**	< 10.8
	04/05/12	< 409	< 5.55	< 43	< 188	< 62.1	< 5.25	**2,120**	< 10.8
	07/17/12	< 409	< 5.55	36.1	< 188	71	< 5.25	**2,340**	< 10.8
	06/09/15	< 8.00	< 0.300	13.7	81.6	< 1.00	< 0.300	**312**	< 1.00
	05/22/18	< 82	< 0.24	30.8	< 10	69.2	< 0.24	**975**	< 5.0
	09/17/19	**NOT SAMPLED**							
	08/31/20	**NOT SAMPLED**							
	04/13/21	**NOT SAMPLED**							
	07/28/22	**NOT SAMPLED**							

TABLE 3A
GROUND WATER MONITORING WELL ANALYTICAL DATA
Petroleum Related Compounds

Eddies' Pit Stop - SCDOT
Route 2, US Hwy 601 N., Pageland, South Carolina
UST Permit # 18871
Terracon Project No. 73227210

WELL NUMBER	SAMPLE DATE	Ethanol (µg/L)	ETBE (µg/L)	DIPE (µg/L)	ETBA (µg/L)	TBA (µg/L)	TAME (µg/L)	TAA (µg/L)	TBF (µg/L)
ALs	--	*10,000*	*47*	*150*	*NE*	*1,400*	*128*	*240*	*NE*
MW-4	01/06/12	< 164	< 2.22	3.52 J	< 75.2	< 0.58	< 2.1	**691**	< 4.32
	04/05/12	< 81.8	< 1.11	2.34 J	< 37.6	8.65 J	< 1.05	**380**	< 2.16
	07/18/12	< 164	< 2.22	2.88 J	< 75.2	< 0.58	< 2.1	**463**	< 4.32
	06/11/15	< 8.00	< 0.300	< 0.0800	34.9	< 1.00	< 0.300	51.9	< 1.00
	03/08/17	< 200	< 0.59	< 0.60	< 25	< 13	< 0.61	54.2	< 13
	05/22/18	< 82	< 0.24	0.53 J	< 10	< 5.3	< 0.24	76	< 5.0
	09/19/19	< 200	< 0.59	0.71 J	< 25	< 13	< 0.61	157	< 13
	09/01/20	< 49	< 4.4	< 3.5	< 23	< 60	< 4.5	88 I	< 44
	04/13/21	**NOT SAMPLED**							
	07/28/22	<53	<3.8	<3.0	<40	<35	<4.2	160	<33
MW-4 Dup	06/11/15	< 8.00	< 0.300	< 0.0800	44.9	< 1.00	< 0.300	< 1.10	< 1.00
	03/08/17	< 200	< 0.59	< 0.60	< 25	< 13	< 0.61	56.4	< 13
	09/19/19	< 200	< 0.59	0.78 J	< 25	< 13	< 0.61	144	< 13
	09/01/20	< 49	< 4.4	< 3.5	< 23	< 60	< 4.5	86 I	< 44
	07/28/22	<53	<3.8	<3.0	<40	<35	<4.2	150	<33
MW-5	01/06/12	< 818	< 11.1	< 1.05	< 376	< 2.90	< 10.5	**278**	< 21.6
	04/05/12	< 818	< 11.1	< 1.05	< 376	< 2.9	< 10.5	139 J	< 21.6
	07/19/12	< 164	< 2.22	< 0.210	< 75.2	< 0.58	< 2.10	134	< 4.32
	06/11/15	< 8.00	< 0.300	< 0.0800	167	< 1.00	< 0.300	106	< 1.00
	03/08/17	< 410	< 1.2	1.5 J	< 50	< 27	< 1.2	169	< 25
	05/22/18	< 820	< 2.4	12.3	< 100	< 53	< 2.4	**1,370**	< 50
	09/17/19	**NOT SAMPLED**							
	09/22/20	< 49	< 4.4	7.3 I	< 23	< 60	< 4.5	**1,900**	< 44
	04/14/21	< 49	< 4.4	< 3.5	< 23	< 60	< 4.5	**380**	< 44
	07/28/22	<53	<3.8	<3.5	<40	<35	<4.2	**370**	<33
MW-6	01/06/12	< 81.8	< 1.11	< 0.105	< 37.6	< 0.29	< 1.05	< 1.39	< 2.16
	04/05/12	< 81.8	< 1.11	< 0.105	< 37.6	< 0.29	< 1.05	< 1.39	< 2.16
	07/18/12	< 81.8	< 1.11	< 0.105	< 37.6	< 0.29	< 1.05	< 1.39	< 2.16
	06/08/15	< 8.00	< 0.300	< 0.0800	< 1.10	< 1.00	< 0.300	< 1.10	< 1.00
	05/21/18	< 82	< 0.24	< 0.24	< 10	< 5.3	< 0.24	< 5.3	< 5.0
	09/17/19	< 82	< 0.24	< 0.24	< 10	< 5.3	< 0.24	< 5.3	< 5.0
	08/31/20	< 49	< 4.4	< 3.5	< 23	< 60	< 4.5	< 27	< 44
	04/13/21	< 49	< 4.4	< 3.5	< 23	< 60	< 4.5	< 27	< 44
	07/13/22	<53	<3.8	<3.0	<40	<35	<4.2	<31	<33

TABLE 3A
GROUND WATER MONITORING WELL ANALYTICAL DATA
Petroleum Related Compounds

Eddies' Pit Stop - SCDOT
Route 2, US Hwy 601 N., Pageland, South Carolina
UST Permit # 18871
Terracon Project No. 73227210

WELL NUMBER	SAMPLE DATE	Ethanol (µg/L)	ETBE (µg/L)	DIPE (µg/L)	ETBA (µg/L)	TBA (µg/L)	TAME (µg/L)	TAA (µg/L)	TBF (µg/L)
ALs	--	*10,000*	*47*	*150*	*NE*	*1,400*	*128*	*240*	*NE*
MW-7	01/06/12	< 81.8	< 1.11	< 0.105	< 37.6	< 0.29	< 1.05	< 1.39	< 2.16
	04/05/12	< 81.8	< 1.11	< 0.105	< 37.6	< 0.29	< 1.05	< 1.39	< 2.16
	07/17/12	< 81.8	< 1.11	< 0.105	< 37.6	< 0.29	< 1.05	< 1.39	< 2.16
	06/09/15	< 8.00	< 0.300	< 0.0800	< 1.10	< 1.00	< 0.300	< 1.10	< 1.00
	05/22/18	< 82	< 0.24	< 0.24	< 10	< 5.3	< 0.24	< 5.3	< 5.0
	09/17/19	**NOT SAMPLED**							
	08/31/20	**NOT SAMPLED**							
	04/13/21	**NOT SAMPLED**							
	07/26/22	<53	<3.8	<3.0	<40	<35	<4.2	<31	<33
MW-8	01/06/12	< 818	< 376	25.9 J	< 11.1	< 2.90	< 10.5	**4,160**	< 21.6
	04/05/12	< 1,640	< 22.2	30.4 J	< 752	< 5.8	< 21.0	**1,360**	< 43.2
	07/19/12	< 81.8	< 1.11	< 0.105	< 37.6	< 0.29	< 1.05	< 1.39	< 2.16
	06/12/15	< 8.00	< 0.300	4.24	933	< 1.00	< 0.300	**756**	< 1.00
	03/08/17	< 820	< 2.4	4.3 J	< 100	< 53	< 2.4	**447**	< 50
	05/22/18	< 820	< 2.4	6.5 J	< 100	< 53	< 2.4	**610**	< 50
	09/18/19	< 820	< 2.4	< 2.4	< 100	< 53	< 2.4	**621**	< 50
	08/31/20	< 49	< 4.4	9.0 I	< 23	< 60	< 4.5	**1,600**	< 44
	04/14/21	< 49	< 4.4	5.8 I	< 23	< 60	< 4.5	**530**	< 44
	07/13/22	<53	<3.8	6.7 I	<40	<35	<4.2	**890**	<33
MW-8D	01/05/12	< 81.8	< 1.11	2.74 J	< 37.6	< 0.29	< 1.05	21.4	< 2.16
	04/05/12	< 81.8	< 1.11	< 0.150	< 37.6	< 0.29	< 1.05	< 1.39	< 2.16
	07/19/12	< 81.8	< 1.11	< 0.150	< 37.6	< 0.29	< 1.05	< 1.39	< 2.16
	06/10/15	< 8.00	< 0.300	5.5	18.1	< 1.00	< 0.300	193	< 1.00
	05/22/18	< 82	< 0.24	< 0.24	< 10	< 5.3	< 0.24	< 5.3	< 5.0
	09/19/19	< 82	< 0.24	4.7	< 10	5.3 J	< 0.24	19.9 J	< 5.0
	08/31/20	< 49	< 4.4	< 3.5	< 23	< 60	< 4.5	< 27	< 44
	04/14/21	< 49	< 4.4	5.7 I	< 23	< 60	< 4.5	44 I	< 44
	07/27/22	<53	<3.8	<3.0	<40	<35	<4.2	<31	<33
MW-9	01/06/12	< 81.8	< 1.11	< 0.105	< 37.6	< 0.29	< 1.05	10.5 J	< 2.16
	04/05/12	< 81.8	< 1.11	< 0.105	< 37.6	< 0.29	< 1.05	< 1.39	< 2.16
	07/17/12	< 81.8	< 1.11	< 0.105	< 37.6	< 0.29	< 1.05	< 1.39	< 2.16
	06/09/15	< 8.00	< 0.300	< 0.0800	< 1.10	84.4	< 0.300	62.4	< 1.00
	05/22/18	< 82	< 0.24	< 0.24	< 10	82.1	< 0.24	89.3	< 5.0
	09/17/19	**NOT SAMPLED**							
	08/31/20	**NOT SAMPLED**							
	04/13/21	**NOT SAMPLED**							
	07/26/22	<53	<3.8	<3.0	<40	<35	<4.2	<31	<33

TABLE 3A
GROUND WATER MONITORING WELL ANALYTICAL DATA
Petroleum Related Compounds

Eddies' Pit Stop - SCDOT
Route 2, US Hwy 601 N., Pageland, South Carolina
UST Permit # 18871
Terracon Project No. 73227210

WELL NUMBER	SAMPLE DATE	Ethanol (µg/L)	ETBE (µg/L)	DIPE (µg/L)	ETBA (µg/L)	TBA (µg/L)	TAME (µg/L)	TAA (µg/L)	TBF (µg/L)
ALs	--	*10,000*	*47*	*150*	*NE*	*1,400*	*128*	*240*	*NE*
MW-10	01/06/12	< 81.8	< 1.11	1.07 J	< 37.6	41.2	< 1.05	106	< 2.16
	04/05/12	< 3,270	< 44.4	< 4.2	< 1,500	**1,420**	< 42	**3,930**	< 86.4
	07/18/12	< 2,050	< 27.8	< 2.63	< 940	1,270	< 26.3	**3,680**	< 54
	06/12/15	< 8.00	< 0.300	< 0.0800	883	**2,070**	< 0.300	**2,410**	< 1.00
	05/21/18	< 4,100	< 12	< 12	< 500	**1,400**	< 12	**2,280**	< 250
	09/18/19	< 4,100	< 12	< 12	< 500	1,190	< 12	**2,220**	< 250
	09/01/20	< 49	< 4.4	< 3.5	< 23	1,300	< 4.5	**2,300**	< 44
	04/13/21	< 49	< 4.4	< 3.5	< 23	1,200	< 4.5	**2,900**	< 44
	07/28/22	**PAVED OVER**							
MW-11	01/06/12	< 81.8	< 1.11	< 0.105	< 37.6	< 0.29	< 1.05	< 1.39	< 2.16
	04/05/12	< 81.8	< 1.11	< 0.105	< 37.6	< 0.29	< 1.05	< 1.39	< 2.16
	07/18/12	< 81.8	< 1.11	< 0.105	< 37.6	< 0.29	< 1.05	< 1.39	< 2.16
	06/09/15	< 8.00	< 0.300	< 0.0800	< 1.10	< 1.00	< 0.300	< 1.10	< 1.00
	05/22/18	< 82	< 0.24	< 0.24	< 10	< 5.3	< 0.24	< 5.3	< 5.0
	09/18/19	< 82	< 0.24	< 0.24	< 10	< 5.3	< 0.24	< 5.3	< 5.0
	09/01/20	< 49	< 4.4	< 3.5	< 23	< 60	< 4.5	< 27	< 44
	04/14/21	< 49	< 4.4	< 3.5	< 23	< 60	< 4.5	< 27	< 44
	07/28/22	**NOT SAMPLED**							
MW-12	01/06/12	< 3,270	< 44.4	73.4 J	< 1,500	< 11.6	< 42	**10,600**	< 86.4
	04/05/12	< 3,270	< 44.4	77.5 J	< 1,500	< 11.6	< 42	**6,010**	< 86.4
	07/20/12	< 4090	< 55.5	43.5 J	< 1880	< 14.5	< 52.5	**5,210**	< 108
	06/11/15	< 8.00	< 0.300	34.3	4,370	< 1.00	< 0.300	**5,220**	< 1.00
	03/08/17	< 8,200	< 24	34.2 J	< 1,000	< 530	< 24	**3,530**	< 500
	05/22/18	< 8,200	< 24	35.2 J	< 1,000	< 530	< 24	**3,550**	< 500
	09/19/19	< 4100	< 12	30.4 J	< 500	< 270	< 12	**2,940**	< 250
	9/1/2020	< 49	< 4.4	17	< 23	< 60	< 4.5	**2,000**	< 44
	04/15/21	< 49	< 4.4	19	< 23	< 60	< 4.5	**1,500**	< 44
	07/26/22	<53	<3.8	19	<40	<35	<4.2	**1,400**	<33
MW-12 DUP	05/22/18	< 8,200	< 24	34.6 J	< 1,000	< 530	< 24	**3,920**	< 500
	09/19/19	< 4100	<12	28.2 J	< 500	< 270	< 12	**3,100**	< 250
	09/01/20	< 49	< 4.4	22	<23	< 60	< 4.5	**2,500**	< 44
	04/15/21	< 49	< 4.4	19	< 23	< 60	< 4.5	**1,600**	< 44
MW-13	01/06/12	< 409	< 5.55	15.6 J	< 188	47.2 J	< 5.25	**1,710**	< 10.8
	04/05/12	< 81.8	< 1.11	1.95 J	< 37.6	< 0.29	< 1.05	106	< 2.16
	07/20/12	< 81.8	< 1.11	< 0.105	< 37.6	< 0.29	< 1.05	< 1.39	< 2.16
	06/08/15	**Not Sampled - Well Blocked**							
	05/22/18	< 82	< 0.24	< 0.24	< 10	< 5.3	< 0.24	< 5.3	< 5.0
	09/19/19	**Not Sampled - Well Blocked**							
	09/22/20	< 49	< 4.4	< 3.5	< 23	< 60	< 4.5	43 I	< 44
	04/15/21	< 49	< 4.4	< 3.5	< 23	< 60	< 4.5	< 27	< 44
	07/26/22	<53	<3.8	<3.0	<40	<35	<4.2	<31	<33

TABLE 3A
GROUND WATER MONITORING WELL ANALYTICAL DATA
Petroleum Related Compounds

Eddies' Pit Stop - SCDOT
Route 2, US Hwy 601 N., Pageland, South Carolina
UST Permit # 18871
Terracon Project No. 73227210

WELL NUMBER	SAMPLE DATE	Ethanol (µg/L)	ETBE (µg/L)	DIPE (µg/L)	ETBA (µg/L)	TBA (µg/L)	TAME (µg/L)	TAA (µg/L)	TBF (µg/L)
ALs	--	*10,000*	*47*	*150*	*NE*	*1,400*	*128*	*240*	*NE*
MW-14	01/06/12	< 81.8	< 1.11	1.79 J	< 37.6	< 0.29	< 1.05	158	< 2.16
	04/05/12	< 81.8	< 1.11	< 0.105	< 37.6	< 0.29	< 1.05	12.7 J	< 2.16
	07/19/12	< 81.8	< 1.11	< 0.105	< 37.6	< 0.29	< 1.05	< 1.39	< 2.16
	06/11/15	< 8.0	< 0.3	< 0.08	39.7	< 1.0	< 0.3	98.5	< 1.0
	05/22/18	< 82	< 0.24	< 0.24	< 10	< 5.3	< 0.24	< 5.3	< 5.0
	09/18/19	< 82	< 0.24	3.8	< 10	19.9 J	< 0.24	**275**	< 5.0
	09/01/20	< 49	< 4.4	< 3.5	< 23	< 60	< 4.5	210	< 44
	04/14/21	< 49	< 4.4	5.6 I	< 23	< 60	< 4.5	**300**	< 44
	07/13/22	<53	<3.8	<3.0	<40	<35	<4.2	<31	<33
MW-15	04/05/12	< 81.8	< 1.11	< 0.105	< 37.6	2.87 J	< 1.05	24.3	< 2.16
	07/20/12	< 81.8	< 1.11	< 0.105	< 37.6	< 0.29	< 1.05	< 1.39	< 2.16
	06/09/15	< 8.00	< 0.300	< 0.0800	< 1.10	< 1.00	< 0.300	< 1.10	< 1.00
	05/22/18	< 82	< 0.24	< 0.24	< 10	< 5.3	< 0.24	< 5.3	< 5.0
	09/18/19	< 82	< 0.24	1.3	< 10	10.5 J	< 0.24	120	< 5.0
	08/31/20	< 49	< 4.4	< 3.5	< 23	< 60	< 4.5	< 27	< 44
	04/14/21	< 49	< 4.4	< 3.5	< 23	< 60	< 4.5	< 27	< 44
	07/13/22	<53	<3.8	<3.0	<40	<35	<4.2	<31	<33
MW-15D	04/05/12	< 81.8	< 1.11	2.07 J	< 37.6	10.1	< 1.05	36.7	< 2.16
	07/19/12	< 81.8	< 1.11	4.47 J	< 37.6	< 0.29	< 1.05	43.7	< 2.16
	06/09/15	< 8.00	< 0.300	1.76	47.8	< 1.00	< 0.300	78.0	< 1.00
	05/22/18	< 82	< 0.24	< 0.24	< 10	< 5.3	< 0.24	< 5.3	< 5.0
	09/18/19	< 82	< 0.24	< 0.24	< 10	< 5.3	< 0.24	< 5.3	< 5.0
	08/31/20	< 49	< 4.4	< 3.5	< 23	< 60	< 4.5	< 27	< 44
	04/14/21	< 49	< 4.4	< 2.5	< 23	< 60	< 4.5	< 27	< 44
	07/13/22	<53	<3.8	<3.0	<40	<31	<4.2	<31	<33
MW-16	04/05/12	< 81.8	< 1.11	< 0.105	< 37.6	< 0.29	< 1.05	< 1.39	< 2.16
	07/19/12	< 81.8	< 1.11	< 0.105	< 37.6	< 0.29	< 1.05	< 1.39	< 2.16
	06/11/15	< 8.00	< 0.300	< 0.0800	< 1.10	< 1.00	< 0.300	< 1.10	< 1.00
	05/22/18	< 82	< 0.24	< 0.24	< 10	< 5.3	< 0.24	< 5.3	< 5.0
	09/18/19	< 82	< 0.24	< 0.24	< 10	< 5.3	< 0.24	< 5.3	< 5.0
	08/31/20	< 49	< 4.4	< 3.5	< 23	< 60	< 4.5	< 27	< 44
	04/14/21	< 49	< 4.4	< 3.5	< 23	< 60	< 4.5	< 27	< 44
	07/13/22	<53	<3.8	<3.0	<40	<35	<4.2	<31	<33
MW-16D	04/05/12	< 81.8	< 1.11	1.63 J	< 37.6	< 0.29	< 1.05	49.8	< 2.16
	07/21/12	< 81.8	< 1.11	< 0.105	< 37.6	< 0.29	< 1.05	< 1.39	< 2.16
	06/10/15	< 8.00	< 0.300	5.87	69.5	< 1.00	< 0.300	**285**	< 1.00
	05/22/18	< 82	< 0.24	0.50 J	< 10	< 5.3	< 0.24	< 5.3	< 5.0
	09/18/19	< 82	< 0.24	< 0.24	< 10	< 5.3	< 0.24	< 5.3	< 5.0
	08/31/20	< 49	< 4.4	10	< 23	< 60	< 4.5	190	< 44
	04/14/21	< 49	< 4.4	6.3 I	< 23	< 60	< 4.5	89 I	< 44
	07/13/22	<53	<3.8	<3.0	<40	<35	<4.2	<31	<33

TABLE 3A
GROUND WATER MONITORING WELL ANALYTICAL DATA
Petroleum Related Compounds

Eddies' Pit Stop - SCDOT
Route 2, US Hwy 601 N., Pageland, South Carolina
UST Permit # 18871
Terracon Project No. 73227210

WELL NUMBER	SAMPLE DATE	Ethanol (µg/L)	ETBE (µg/L)	DIPE (µg/L)	ETBA (µg/L)	TBA (µg/L)	TAME (µg/L)	TAA (µg/L)	TBF (µg/L)
ALs	--	*10,000*	*47*	*150*	*NE*	*1,400*	*128*	*240*	*NE*
MW-17	04/05/12	< 81.8	< 1.11	< 0.105	< 37.6	< 0.29	< 1.05	8.2 J	< 2.16
	07/18/12	< 81.8	< 1.11	< 0.105	< 37.6	< 0.29	< 1.05	< 1.39	< 2.16
	06/08/15	< 8.00	< 0.300	< 0.0800	< 1.10	< 1.00	< 0.300	< 1.10	< 1.00
	05/21/18	< 82	< 0.24	< 0.24	< 10	< 5.3	< 0.24	< 5.3	< 5.0
	09/17/19	< 82	< 0.24	< 0.24	< 10	< 5.3	< 0.24	< 5.3	< 5.0
	08/31/20	< 49	< 4.4	< 3.5	< 23	< 60	< 4.5	< 27	< 44
	04/13/21	< 49	< 4.4	< 3.5	< 23	< 60	< 4.5	< 27	< 44
	07/13/22	<53	<3.8	<3.0	<40	<35	<4.2	<31	<33
MW-17D	04/05/12	< 81.8	< 1.11	3.54 J	< 37.6	< 0.29	< 1.05	8.81 J	< 2.16
	07/18/12	< 81.8	< 1.11	0.875 J	< 37.6	< 0.29	< 1.05	6.61 J	< 2.16
	06/10/15	< 8.00	< 0.300	1.67	< 1.10	< 1.00	< 0.300	< 1.10	< 1.00
	05/21/18	< 82	< 0.24	0.52 J	< 10	< 5.3	< 0.24	< 5.3	< 5.0
	05/22/18	< 82	< 0.24	< 0.24	< 10	< 5.3	< 0.24	< 5.3	< 5.0
	09/17/19	< 82	< 0.24	< 0.24	< 10	< 5.3	< 0.24	< 5.3	< 5.0
	08/31/20	< 49	< 4.4	< 3.5	< 23	< 60	< 4.5	< 27	< 44
	04/13/21	< 49	< 4.4	< 3.5	< 23	< 60	< 4.5	< 27	< 44
	07/27/22	<53	<3.8	<3.0	<40	<35	<4.2	<31	<33
MW-18	04/05/12	< 81.8	< 1.11	< 0.105	< 37.6	< 0.29	< 1.05	7.91 J	< 2.16
	07/20/12	< 81.8	< 1.11	< 0.105	< 37.6	< 0.29	< 1.05	< 1.39	< 2.16
	06/09/15	< 8.00	< 0.300	< 0.0800	< 1.10	< 1.00	< 0.300	< 1.10	< 1.00
	05/22/18	< 82	< 0.24	< 0.24	< 10	< 5.3	< 0.24	< 5.3	< 5.0
	09/19/19	< 82	< 0.24	< 0.24	< 10	< 5.3	< 0.24	< 5.3	< 5.0
	08/31/20	< 49	< 4.4	< 3.5	< 23	< 60	< 4.5	< 27	< 44
	04/15/21	< 23	< 4.4	< 3.5	< 23	< 60	< 4.5	< 27	< 44
	07/27/22	<53	<3.8	<3.0	<40	<35	<4.2	<31	<33
MW-18D	04/05/12	< 81.8	< 1.11	31.4	< 37.6	< 0.29	< 1.05	93.6	< 2.16
	07/19/12	< 81.8	< 1.11	< 0.105	< 37.6	< 0.29	< 1.05	53.8	< 2.16
	06/10/15	< 8.00	< 0.300	23.2	14.6	< 1.00	< 0.300	64.9	< 1.00
	05/22/18	< 82	< 0.24	< 0.24	< 10	< 5.3	< 0.24	< 5.3	< 5.0
	09/19/19	< 82	< 0.24	5.5	< 10	< 5.2	< 0.24	29.5	< 5.0
	08/31/20	< 49	< 4.4	27	< 23	< 60	< 4.5	170	< 44
	04/15/21	< 49	< 4.4	13	< 23	< 60	< 4.5	130	< 44
	07/13/22	<53	<3.8	<3.0	<40	<35	<4.2	<31	<33
MW-19	04/05/12	< 81.8	< 1.11	< 74.2	< 37.6	190	< 1.05	**301**	< 2.16
	07/20/12	< 81.8	< 1.11	59	< 37.6	< 0.29	< 1.05	< 1.39	< 2.16
	06/11/15	< 8.00	< 0.300	47.0	< 1.10	73.2	< 0.300	137	< 1.00
	05/22/18	< 82	< 0.24	25.0	< 10	16.1 J	< 0.24	49.7	< 5.0
	09/19/19	< 82	< 0.24	14.3	< 10	9.0 J	< 0.24	7.2 J	< 5.0
	08/31/20	< 49	< 4.4	12.0	< 23	< 60	< 4.5	**340**	< 44
	04/15/21	< 49	< 4.4	< 3.5	< 23	< 60	< 4.5	< 27	< 44
	07/13/22	<53	<3.8	9.2	<40	<35	<4.2	<31	<33

TABLE 3A
GROUND WATER MONITORING WELL ANALYTICAL DATA
Petroleum Related Compounds

Eddies' Pit Stop - SCDOT
Route 2, US Hwy 601 N., Pageland, South Carolina
UST Permit # 18871
Terracon Project No. 73227210

WELL NUMBER	SAMPLE DATE	Ethanol (µg/L)	ETBE (µg/L)	DIPE (µg/L)	ETBA (µg/L)	TBA (µg/L)	TAME (µg/L)	TAA (µg/L)	TBF (µg/L)
ALs	--	*10,000*	*47*	*150*	*NE*	*1,400*	*128*	*240*	*NE*
MW-19D	04/05/12	< 81.8	< 1.11	5.71	< 37.6	< 0.29	< 1.05	< 1.39	< 2.16
	07/19/12	< 81.8	< 1.11	5.22	< 37.6	< 0.29	< 1.05	< 1.39	< 2.16
	06/10/15	< 8.00	< 0.300	1.22	< 1.10	< 1.00	< 0.300	< 1.10	< 1.00
	05/22/18	< 82	< 0.24	< 0.24	< 10	< 5.3	< 0.24	< 5.3	< 5.0
	09/19/19	< 82	< 0.24	< 0.24	< 10	< 5.3	< 0.24	< 5.3	< 5.0
	08/31/20	< 49	< 4.4	< 3.5	< 23	< 60	< 4.5	< 27	< 44
	04/15/21	< 49	< 4.4	< 3.5	< 23	< 60	< 4.5	< 27	< 44
	07/26/22	<53	<3.8	<3.0	<40	<35	<4.2	<31	<33
MW-20	07/18/12	< 164	< 2.22	< 0.210	< 75.2	51.2	< 2.1	420	< 4.32
	06/12/15	< 8.00	< 0.300	< 0.0800	719	714	< 0.300	**2,570**	< 1.00
	05/21/18	< 410	< 1.2	< 1.2	< 50	156	< 1.2	**675**	< 25
	09/17/19	< 410	< 1.2	< 1.2	< 50	532	1.8	**2,610**	< 25
	08/31/20	< 49	< 4.4	< 3.5	< 23	570	< 4.5	**2,300**	< 44
	04/13/21	< 49	< 4.4	< 3.5	< 23	< 60	< 4.5	32 I	< 44
	07/13/22	**PAVED OVER**							
MW-20 Dup	06/12/15	< 8.00	< 0.300	< 0.0800	909	865	< 0.300	**3,040**	< 1.00
	04/13/21	< 49	< 4.4	< 3.5	< 23	< 60	< 4.5	28 I	< 44
MW-20D	07/18/12	< 81.8	< 1.11	< 0.105	< 37.6	46.2	2.09 J	66	< 2.16
	06/10/15	< 8.00	< 0.300	< 0.0800	< 1.10	55.6	< 0.300	45.5	< 1.00
	05/21/18	< 82	< 0.24	0.25 J	< 10	54.0	1.2 J	29.4	< 5.0
	09/17/19	< 82	< 0.24	< 0.24	< 10	< 5.3	< 0.24	< 5.3	< 5.0
	09/17/19	< 82	< 0.24	< 0.24	< 10	< 5.3	< 0.24	< 5.3	< 5.0
	08/31/20	< 49	< 4.4	< 3.5	< 23	< 60	< 4.5	< 27	< 44
	04/13/21	< 49	< 4.4	< 3.5	< 23	< 60	< 4.5	< 27	< 44
	07/13/22	<53	<3.8	<3.0	<40	<35	<4.2	<31	<33
MW-21	07/18/12	< 8180	< 3760	< 10.5	< 3760	**16,300**	< 105	**32,100**	< 216
	06/21/15	< 8.00	< 0.300	< 0.0800	2,900	**16,100**	< 0.300	**11,200**	< 1.00
	05/21/18	Paved Over							
MW-21D	07/18/12	< 409	< 5.55	< 0.525	< 188	179	< 5.25	**670**	< 10.8
	06/10/15	< 8.00	< 0.300	< 0.0800	1,300	**2,290**	5.21	**6,830**	< 1.00
	05/21/18	< 160	< 0.47	1.3 J	< 20	**1,550**	2.5 J	**1,990**	< 10
	09/17/19	< 82	< 0.24	0.75 J	< 10	**1,070**	1.9	**887**	< 5.0
	08/31/20	< 49	< 4.4	< 3.5	< 23	< 60	< 4.5	< 27	< 44
	04/13/21	Paved Over							
MW-22	07/18/12	< 164	< 2.22	< 0.21	< 75.2	27.2	< 2.1	163	< 4.32
	06/12/15	< 8.00	< 0.300	< 0.0800	845	617	< 0.300	**2,090**	< 1.00
	05/21/18	< 82	< 0.24	< 0.24	< 10	< 5.3	< 0.24	< 5.3	< 5.0
	09/18/19	< 82	< 0.24	0.86 J	< 10	**1,970**	1.2 J	**6,390**	< 5.0
	08/31/20	< 49	< 4.4	< 3.5	< 23	**6,200**	12	**8,000**	< 44
	04/13/21	< 49	< 4.4	< 3.5	< 23	**1,800**	< 4.5	**7,000**	< 44
	07/28/22	Paved Over							

TABLE 3A
GROUND WATER MONITORING WELL ANALYTICAL DATA
Petroleum Related Compounds

Eddies' Pit Stop - SCDOT
Route 2, US Hwy 601 N., Pageland, South Carolina
UST Permit # 18871
Terracon Project No. 73227210

WELL NUMBER	SAMPLE DATE	Ethanol (µg/L)	ETBE (µg/L)	DIPE (µg/L)	ETBA (µg/L)	TBA (µg/L)	TAME (µg/L)	TAA (µg/L)	TBF (µg/L)
ALs	--	*10,000*	*47*	*150*	*NE*	*1,400*	*128*	*240*	*NE*
MW-22D	07/18/12	< 818	< 11.1	< 1.05	< 376	566	< 10.5	2,780	< 21.6
	06/10/15	< 8.00	< 0.300	< 0.0800	1,730	**2,610**	< 0.300	**5,300**	< 1.00
	05/21/18	< 2,000	< 5.9	18.6 J	< 250	**3,340**	< 6.1	**9,330**	< 130
	09/18/19	< 4100	< 12	< 12	< 500	**2,760**	< 12	**6,270**	< 250
	08/31/20	< 49	< 4.4	< 3.5	< 23	**3,000**	< 4.5	**12,000**	< 44
	04/13/21	< 49	< 4.4	< 3.5	< 23	88 I	< 4.5	75 I	< 44
	07/28/22	Paved Over							
RW-1	03/08/17	< 82	< 0.24	< 0.24	< 10	< 5.3	< 0.24	< 5.3	< 5.0
	05/22/18	< 82	< 0.24	< 0.24	< 10	< 5.3	< 0.24	< 5.3	< 5.0
	09/17/19	NOT SAMPLED							
	08/31/20	NOT SAMPLED							
	04/13/21	NOT SAMPLED							
	07/26/22	<53	<3.8	<3.0	<40	<35	<4.2	<31	<33
RW-2	03/08/17	< 82	< 0.24	< 0.24	< 10	< 5.3	< 0.24	< 5.3	< 5.0
	05/22/18	< 82	< 0.24	< 0.24	< 10	< 5.3	< 0.24	< 5.3	< 5.0
	09/17/19	NOT SAMPLED							
	08/31/20	NOT SAMPLED							
	04/13/21	NOT SAMPLED							
	07/26/22	<53	<3.8	<3.0	<40	<35	<4.2	<33	<31
02261-MW-1	07/13/22	5300	**380**	**300**	**4,000**	**52,000**	**420**	**38,000**	**3,300**
PW-1	01/05/12	NA	NA	NA	NA	NA	NA	NA	NA
	04/05/12	NA	NA	NA	NA	NA	NA	NA	NA
	07/17/12	NA	NA	NA	NA	NA	NA	NA	NA
	06/09/15	< 8.00	< 0.300	2.21	< 1.10	< 1.00	< 0.300	< 1.10	< 1.00
	05/22/18	< 131	< 0.07	1.6	< 50	< 3.6	< 0.1	< 50	< 1.9
	09/01/20	< 98.8	< 3.7	1.4	< 62	< 27.3	< 3.5	< 53.9	< 24.7
	04/15/21	< 72.2	< 3.2	1.2	< 51.9	< 26.8	< 2.7	< 36.4	< 29.4
	07/28/22	<53	<3.8	<3.0	<40	<35	<4.2	<31	<33
PW-1 Dup	05/22/18	< 131	< 0.07	1.6	< 50	< 3.6	< 0.1	< 50	< 1.9
	09/01/20	< 98.8	< 3.7	1.5	< 62	< 27.3	< 3.5	< 53.9	< 24.7
	04/15/21	< 72.2	< 3.2	1.3	< 51.9	< 26.8	< 2.7	< 36.4	< 29.4
	07/28/22	<53	<3.8	<3.0	<40	<35	<4.2	<31	<33
PW-2	01/05/12	NA	NA	NA	NA	NA	NA	NA	NA
	04/05/12	NA	NA	NA	NA	NA	NA	NA	NA
	07/17/12	NA	NA	NA	NA	NA	NA	NA	NA
	06/08/15	Not Sampled							
	07/28/22	Not Sampled							

TABLE 3A
GROUND WATER MONITORING WELL ANALYTICAL DATA
Petroleum Related Compounds

Eddies' Pit Stop - SCDOT
Route 2, US Hwy 601 N., Pageland, South Carolina
UST Permit # 18871
Terracon Project No. 73227210

WELL NUMBER	SAMPLE DATE	Ethanol (µg/L)	ETBE (µg/L)	DIPE (µg/L)	ETBA (µg/L)	TBA (µg/L)	TAME (µg/L)	TAA (µg/L)	TBF (µg/L)
ALs	--	*10,000*	*47*	*150*	*NE*	*1,400*	*128*	*240*	*NE*
FB	04/13/21	< 49	< 4.4	< 3.5	< 23	< 60	< 4.5	< 27	< 44
	04/14/21	< 49	< 4.4	< 3.5	< 23	< 60	< 4.5	< 27	< 44
	04/15/21	< 23	< 4.4	< 3.5	< 23	< 60	< 4.5	< 27	< 44
	07/13/22	<53	<3.8	<3.0	<40	<35	<4.2	<31	<33
	07/26/22	<53	<3.8	<3.0	<40	<35	<4.2	<31	<33
	07/27/22	<53	<3.8	<3.0	<40	<35	<4.2	<31	<33
	07/28/22	<53	<3.8	<3.0	<40	<35	<4.2	<31	<33
WSW FB	04/15/21	< 72.2	< 3.2	< 0.31	< 51.9	< 26.8	< 2.7	< 36.4	< 29.4
	07/28/22	<53	<3.8	<3.0	<40	<35	<4.2	<31	<33
TB	04/15/21	< 49	< 4.4	< 3.5	< 23	< 60	< 4.5	< 27	< 44
	04/15/21	< 49	< 4.4	< 3.5	< 23	< 60	< 4.5	< 27	< 44
	07/13/22	<53	<3.8	<3.0	<40	<35	<4.2	<31	<33
	07/26/22	<53	<3.8	<3.0	<40	<35	<4.2	<31	<33
WSW TB	04/15/21	< 72.2	< 3.2	< 0.31	< 51.9	< 26.8	< 2.7	< 36.4	< 29.4

Notes:
1) Results shown in boldface type indicate detected compounds.
2) µg/L - micrograms per liter or parts per billion
3) ALs- SCDHEC Action Levels for Oxygenate Compounds, dated November 2008.
4) NE - Not Established
6) J indicates an estimated value below the laboratory reporting limit
7) 8 Oxygenates abbreviated as:

ETBE = ethyl tert-butyl ether *TAME = t-amyl methyl ether*
TBA = t-butanol *1,2-DCA = 1,2-dichloroethane*
TBF = tert-butyl formate *ETBA = ethyl tert-butanol*
DIPE = diisopropyl ether *TAA = tert-amyl alcohol*

8) Well numbers in boldface type indicate wells gauged/sampled for this monitoring event

APPENDICES

Appendix B - Ground Water Sampling Logs and Laboratory Analytical Reports

Appendix G – Waste Disposal Manifests

Appendix K - SCDHEC QAPP Contractors Checklist

Note: Select Appendices were omitted intentionally to adhere to the reporting format as required by the QAPP.

APPENDIX B

Ground Water Sampling Logs and Laboratory Analytical Reports

Terracon

Groundwater Sampling Log

Well ID:	MW-18D
Date:	7-13-22
Site Name:	Eddies pittstop
Project No.:	73098106
Field Personnel:	AC
Weather Conditions:	sunny
Air Temperature:	90s
Well Evacuation Method:	Peristaltic Pump
Sample Collection Method:	Peristaltic Pump
Sampled at (time):	1605

Total Well Depth:	ft. BTOC
Depth to water:	ft. BTOC
Length of Water Column (LWC):	ft.
Casing Diameter:	2.0 in.
1 Casing Volume = LWC x 0.17 =	gal.
3 Casing Volumes:	gal.
Total Volume Purged (mL) / 3785.412 =	Total Gallons:
Remarks:	

Field Analyses

Time	Initial (1535)	1540	1545	1550	1555	1600	1605
Flow Rate (measured):	120	120	120	120	120	120	120
Volume Purged (mL)	120	600	600	600	600	600	600
Cumlative Purge Total (mL)	120	720	1320	1920	2520	3120	3720
pH	6.47	6.47	6.46	6.46	6.45	6.43	6.42
Specific Conductivity (umhos/cm)	140.1	135.2	132.2	129.9	128.8	128.1	127.8
Water Temperature ©	21.6	21.1	20.8	20.7	20.6	20.5	20.1
Turbidity	66.7	56.7	52.7	50.1	48.7	45.2	38.7
Dissolved Oxygen (mg/L)	1.22	1.11	.89	.92	.87	.85	.78
ORP (mV)	48.5	52.5	58.5	59.2	61.2	62.3	65.5
DTW	15.45	15.55	15.62	15.65	15.71	15.73	15.75

Terracon

Groundwater Sampling Log

Page ____ of ____

Well ID:	MW-19
Date:	7-13-22
Site Name:	Eddies pittstop
Project No.:	73098106
Field Personnel:	AC
Weather Conditions:	Sunny
Air Temperature:	90's
Well Evacuation Method:	Peristaltic Pump
Sample Collection Method:	Peristaltic Pump
Sampled at (time):	1530

Total Well Depth:	____ ft. BTOC
Depth to water:	____ ft. BTOC
Length of Water Column (LWC):	____ ft.
Casing Diameter:	2.0 in.
1 Casing Volume = LWC x 0.17 =	____ gal.
3 Casing Volumes:	____ gal.
Total Volume Purged (mL)	/ 3785.412 = Total Gallons: ____
Remarks:	____

Field Analyses

Time	Initial (1500)	1506	1510	1515	1520	1525	1530
Flow Rate (measured):	120	120	120	120	120	120	120
Volume Purged (mL)	120	600	600	600	600	600	600
Cumlative Purge Total (mL)	120	720	1320	1920	2520	3120	3720
pH	5.56	5.52	5.51	5.50	5.47	5.45	5.43
Specific Conductivity (umhos/cm)	130.7	130.2	128.2	127.1	126.2	124.3	122.2
Water Temperature ©	21.3	21.3	20.9	20.4	20.4	20.7	20.5
Turbidity	59.1	48.7	54.3	52.1	50.1	48.7	47.6
Dissolved Oxygen (mg/L)	1.16	1.08	.98	.95	.92	.86	.85
ORP (mV)	47.2	49.2	51.1	52.1	52.5	52.8	53.1
DTW	16.64	16.82	16.92	16.98	17.05	17.10	17.12

Terracon

Groundwater Sampling Log

Well ID:	MW-8
Date:	7-13-22
Site Name:	Eddies pittstop
Project No.:	73098106
Field Personnel:	AC
Weather Conditions:	cloudy
Air Temperature:	80's
Well Evacuation Method:	Peristaltic Pump
Sample Collection Method:	Peristaltic Pump
Sampled at (time):	1455

Total Well Depth:	ft. BTOC
Depth to water:	ft. BTOC
Length of Water Column (LWC):	ft.
Casing Diameter:	2.0 in.
1 Casing Volume = LWC x 0.17 =	gal.
3 Casing Volumes:	gal.
Total Volume Purged (mL) / 3785.412 = Total Gallons:	
Remarks:	

Field Analyses

Time	Initial	1430	1435	1440	1445	1450	1455
Flow Rate (measured):	120	120	120	120	120	120	120
Volume Purged (mL)	120	600	600	600	600	600	600
Cumlative Purge Total (mL)	120	720	1320	1920	2526	3120	3720
pH	6.10	6.09	6.08	6.08	6.07	6.06	6.05
Specific Conductivity (umhos/cm)	244.4	244.8	245.6	245.1	245.3	245.5	245.6
Water Temperature ©	25.0	24.5	23.9	24.2	24.3	24.1	24.0
Turbidity	72.4	70.2	69.7	62.5	58.2	55.3	52.2
Dissolved Oxygen (mg/L)	2.14	2.05	1.98	1.98	1.97	1.95	1.92
ORP (mV)	-4.3	-5.1	-6.0	-4.3	-2.6	-0.4	0.2
DTW	21.02	21.18	21.30	21.38	21.45	21.49	21.53

Terracon

Groundwater Sampling Log

Page ____ of ____

Well ID:	MW-160
Date:	7-13-22
Site Name:	Eddies pittstop
Project No.:	73098106
Field Personnel:	AR
Weather Conditions:	cloudy
Air Temperature:	90's
Well Evacuation Method:	Peristaltic Pump
Sample Collection Method:	Peristaltic Pump
Sampled at (time):	

Total Well Depth:	ft. BTOC
Depth to water:	ft. BTOC
Length of Water Column (LWC):	ft.
Casing Diameter:	2.0 in.
1 Casing Volume = LWC x 0.17 =	gal.
3 Casing Volumes:	gal.
Total Volume Purged (mL) / 3785.412 = Total Gallons:	
Remarks:	

Field Analyses

Time	Initial 1350	1355	1400	1405	1410	1415	1420
Flow Rate (measured):	120	120	120	120	120	120	120
Volume Purged (mL)	120	600	600	600	600	600	600
Cumlative Purge Total (mL)	120	720	1320	1920	2520	3120	3720
pH	6.20	6.22	6.26	2.24	6.32	6.34	6.36
Specific Conductivity (umhos/cm)	106.2	122.3	152.5	168.7	170.8	171.7	171.9
Water Temperature ©	21.6	21.8	22.0	22.1	22.4	22.1	22.0
Turbidity	71.1	68.8	62.3	58.9	52.2	50.2	48.9
Dissolved Oxygen (mg/L)	3.95	3.88	3.80	3.77	3.78	3.75	3.73
ORP (mV)	64.4	64.0	63.3	63.4	64.0	64.2	64.8
DTW	15.95	16.09	16.18	16.24	16.28	16.32	16.34

Terracon

Groundwater Sampling Log

Page ____ of ____

Well ID:	MW-16
Date:	7-13-22
Site Name:	Eddies pittstop
Project No.:	73098106
Field Personnel:	AC
Weather Conditions:	cloudy
Air Temperature:	80's
Well Evacuation Method:	Peristaltic Pump
Sample Collection Method:	Peristaltic Pump
Sampled at (time):	

Total Well Depth: _____ ft. BTOC

Depth to water: _____ ft. BTOC

Length of Water Column (LWC): _____ ft.

Casing Diameter: 2.0 in.

1 Casing Volume = LWC x 0.17 = _____ gal.

3 Casing Volumes: _____ gal.

Total Volume Purged (mL) _____ / 3785.412 = Total Gallons: _____

Remarks: _____

Field Analyses

Time	Initial (1315)	1320	1325	1330	1335	1340	1345
Flow Rate (measured):	120	120	120	120	120	120	120
Volume Purged (mL)	120	600	600	600	600	600	600
Cumlative Purge Total (mL)	120	720	1320	1920	2520	3120	3720
pH	5.34	5.30	5.27	5.26	5.26	5.25	5.24
Specific Conductivity (umhos/cm)	100.7	99.9	99.7	99.5	99.3	99.1	89.9
Water Temperature ©	23.4	22.1	21.8	21.8	21.9	21.8	21.7
Turbidity	151	98.7	73.5	70.2	65.6	62.3	58.7
Dissolved Oxygen (mg/L)	4.54	4.52	4.50	4.42	4.35	4.32	4.30
ORP (mV)	65.8	65.7	66.0	66.8	67.2	67.6	67.9
DTW	15.25	15.35	15.42	15.48	15.53	15.58	15.67

Terracon

Groundwater Sampling Log

Page ____ of ____

Well ID:	~~MW-16~~ MW-15 D
Date:	7-13-22
Site Name:	Eddies pittstop
Project No.:	73098106
Field Personnel:	AC
Weather Conditions:	cloudy
Air Temperature:	80's
Well Evacuation Method:	Peristaltic Pump
Sample Collection Method:	Peristaltic Pump
Sampled at (time):	1310

Total Well Depth:	ft. BTOC
Depth to water:	ft. BTOC
Length of Water Column (LWC):	ft.
Casing Diameter:	2.0 in.
1 Casing Volume = LWC x 0.17 =	gal.
3 Casing Volumes:	gal.
Total Volume Purged (mL) / 3785.412 =	Total Gallons:
Remarks:	

Field Analyses

Time	Initial	1240	1245	1250	1255	1300	1305	1310
Flow Rate (measured):	120	120	120	120	120	120	120	120
Volume Purged (mL)	120	600	600	600	600	600	600	600
Cumlative Purge Total (mL)	120	720	1320	1920	2520	3120	3720	
pH	5.71	5.60	5.53	5.52	5.50	5.48	5.47	
Specific Conductivity (umhos/cm)	88.9	87.1	86.2	86.3	86.5	86.7	86.8	
Water Temperature ©	21.0	20.8	20.4	20.3	20.2	20.2	20.1	
Turbidity	65.5	64.9	64.2	55.2	50.1	47.2	47.1	
Dissolved Oxygen (mg/L)	5.70	4.98	4.90	4.90	4.85	4.82	4.78	
ORP (mV)	62.2	62.8	63.0	63.0	63.1	63.2	63.5	
DTW	15.35	15.45	15.52	15.58	15.63	15.67	15.71	

Terracon

Groundwater Sampling Log

Page ____ of ____

Well ID:	MW-15
Date:	7-13-22
Site Name:	Eddies pittstop
Project No.:	73098106
Field Personnel:	AC
Weather Conditions:	Sunny cloudy
Air Temperature:	80
Well Evacuation Method:	Peristaltic Pump
Sample Collection Method:	Peristaltic Pump
Sampled at (time):	1235

Total Well Depth:			ft. BTOC
Depth to water:			ft. BTOC
Length of Water Column (LWC):			ft.
Casing Diameter:		2.0	in.
1 Casing Volume = LWC x	0.17	=	gal.
3 Casing Volumes:			gal.
Total Volume Purged (mL)	/ 3785.412 =		Total Gallons:
Remarks:			

Field Analyses

Time	Initial	1205	1210	1215	1220	1225	1230	1235
Flow Rate (measured):	120	120	120	120	120	121	121	120
Volume Purged (mL)	120	600	600	600	600	600	600	600
Cumlative Purge Total (mL)	120	720	1320	1920	2520	3120	3720	
pH	5.72	5.71	5.70	5.73	5.75	5.76	5.78	
Specific Conductivity (umhos/cm)	98.5	98.9	99.1	99.1	99.2	99.3	99.5	
Water Temperature ©	22.0	21.1	20.1	20.1	20.0	20.0	20.0	
Turbidity	67.3	67.0	66.3	62.3	61.9	61.2	60.2	
Dissolved Oxygen (mg/L)	1.42	1.38	1.32	1.31	1.30	1.28	1.25	
ORP (mV)	64.5	64.7	64.8	63.2	62.1	61.1	60.7	
DTW	14.81	15.02	15.18	15.28	15.35	15.39	15.43	

Terracon

Groundwater Sampling Log

Well ID:	MW-H
Date:	7-13-22
Site Name:	Eddies pittstop
Project No.:	73098106
Field Personnel:	AC
Weather Conditions:	cloudy
Air Temperature:	80
Well Evacuation Method:	Peristaltic Pump
Sample Collection Method:	Peristaltic Pump
Sampled at (time):	1200

Total Well Depth:	ft. BTOC
Depth to water:	ft. BTOC
Length of Water Column (LWC):	ft.
Casing Diameter:	2.0 in.
1 Casing Volume = LWC x 0.17 =	gal.
3 Casing Volumes:	gal.
Total Volume Purged (mL) / 3785.412 =	Total Gallons:
Remarks:	

Field Analyses

Time	Initial (1130)	1135	1140	1145	1150	1155	1200
Flow Rate (measured):	120	120	120	120	120	120	120
Volume Purged (mL)	120	600	600	600	600	600	600
Cumlative Purge Total (mL)	120	720	1320	1920	2520	3120	3720
pH	5.57	5.59	5.60	5.59	5.58	5.57	5.56
Specific Conductivity (umhos/cm)	118.0	118.7	118.9	118.9	119.0	119.1	119.2
Water Temperature ©	22.5	21.2	20.6	20.5	20.5	20.4	20.4
Turbidity	74.8	26.7	81.9	72.5	60.8	58.7	57.5
Dissolved Oxygen (mg/L)	1.67	1.65	1.63	1.58	1.53	1.50	1.48
ORP (mV)	64.0	65.7	66.3	66.9	67.6	67.9	68.1
DTW	15.50	15.57	15.64	15.68	15.72	15.74	15.75

Terracon

Groundwater Sampling Log

Well ID:	MW6
Date:	7-13-22
Site Name:	Eddies pittstop
Project No.:	73098106
Field Personnel:	AE
Weather Conditions:	cloudy
Air Temperature:	80
Well Evacuation Method:	Peristaltic Pump
Sample Collection Method:	Peristaltic Pump
Sampled at (time):	

Total Well Depth:	35 ft. BTOC
Depth to water:	10.84 ft. BTOC
Length of Water Column (LWC):	____ ft.
Casing Diameter:	2.0 in.
1 Casing Volume = LWC x 0.17 =	____ gal.
3 Casing Volumes:	____ gal.
Total Volume Purged (mL)	/ 3785.412 = Total Gallons: ____
Remarks:	

Field Analyses

Time	Initial (1055)	1100	1105	1110	1115	1120	1125
Flow Rate (measured):	120	120	120	120	120	120	120
Volume Purged (mL)	120	600	600	600	600	600	600
Cumlative Purge Total (mL)	120	720	1320	1920	2520	3120	3720
pH	4.99	4.92	4.87	4.92	4.78	4.75	4.73
Specific Conductivity (umhos/cm)	94.5	93.9	93.3	93.3	93.4	93.2	93.1
Water Temperature ©	22.7	21.6	21.3	20.9	20.9	20.8	20.7
Turbidity	112	92.3	82.1	81.9	81.8	78.8	82.2
Dissolved Oxygen (mg/L)	3.64	3.62	3.49	3.48	3.47	3.45	3.42
ORP (mV)	53.9	57.8	59.2	65.2	67.3	67.5	69.2
DTW	10.84	11.02	11.10	9.18	11.22	11.25	11.28

Terracon

Groundwater Sampling Log

Well ID:	MW-23
Date:	7-13-22
Site Name:	Eddies pittstop
Project No.:	73098106
Field Personnel:	AC
Weather Conditions:	cloudy
Air Temperature:	80
Well Evacuation Method:	Peristaltic Pump
Sample Collection Method:	Peristaltic Pump
Sampled at (time):	1045

Total Well Depth: _____ ft. BTOC

Depth to water: _____ ft. BTOC

Length of Water Column (LWC): _____ ft.

Casing Diameter: 2.0 in.

1 Casing Volume = LWC x 0.17 = _____ gal.

3 Casing Volumes: _____ gal.

Total Volume Purged (mL) _____ / 3785.412 = Total Gallons: _____

Remarks: _____

Field Analyses

Time	Initial (1015)	1020	1025	1030	1035	1040	1045
Flow Rate (measured):	120	120	120	120	120	120	120
Volume Purged (mL)	120	600	600	600	600	600	600
Cumlative Purge Total (mL)	120	720	1320	1920	2520	3120	3720
pH	5.16	5.12	5.10	5.08	5.10	5.08	5.05
Specific Conductivity (umhos/cm)	123.0	121.9	120.2	119.3	115.5	114.3	112.2
Water Temperature ©	22.0	21.8	21.7	21.6	21.5	21.4	21.4
Turbidity	84.6	76.6	74.3	75.5	80.2	81.1	82.2
Dissolved Oxygen (mg/L)	1.02	.88	.76	.66	.52	.50	.48
ORP (mV)	19.2	20.2	20.8	21.2	22.3	25.3	26.7
DTW	22.58	22.65	22.74	22.82	22.90	22.98	23.10

Terracon

Groundwater Sampling Log

Well ID:	MW-17
Date:	7-13-22
Site Name:	Eddies pittstop
Project No.:	73098106
Field Personnel:	AC
Weather Conditions:	cloudy
Air Temperature:	80
Well Evacuation Method:	Peristaltic Pump
Sample Collection Method:	Peristaltic Pump
Sampled at (time):	

Total Well Depth:	ft. BTOC
Depth to water:	11.75 ft. BTOC
Length of Water Column (LWC):	ft.
Casing Diameter:	2.0 in.
1 Casing Volume = LWC x 0.17 =	gal.
3 Casing Volumes:	gal.
Total Volume Purged (mL) / 3785.412 =	Total Gallons:
Remarks:	

Field Analyses

Time	Initial	940	945	950	955	1000	1005
Flow Rate (measured):	120	120	120	120	120	120	120
Volume Purged (mL)	120	600	600	600	600	600	600
Cumlative Purge Total (mL)	120	720	1320	1920	2520	3120	3720
pH	5.12	5.11	5.09	5.05	5.02	5.03	5.01
Specific Conductivity (umhos/cm)	106.4	107.5	106.7	106.5	106.2	105.8	105.5
Water Temperature ©	22.0	21.9	21.8	21.6	21.5	21.4	21.4
Turbidity	73.7	68.7	62.4	60.2	55.3	50.2	47.8
Dissolved Oxygen (mg/L)	1.57	1.50	1.45	1.42	1.38	1.32	1.28
ORP (mV)	67.4	67.9	68.5	69.1	69.5	69.9	71.1
DTW	11.75	11.85	11.89	11.94	11.97	11.99	12.02

Terracon

Groundwater Sampling Log

Page ____ of ____

Well ID:	MW-20
Date:	7-13-22
Site Name:	Eddies pittstop
Project No.:	73098106
Field Personnel:	AC
Weather Conditions:	cloudy
Air Temperature:	80
Well Evacuation Method:	Peristaltic Pump
Sample Collection Method:	Peristaltic Pump
Sampled at (time):	730

Total Well Depth:	35 ft. BTOC
Depth to water:	25.58 ft. BTOC
Length of Water Column (LWC):	____ ft.
Casing Diameter:	2.0 in.
1 Casing Volume = LWC x 0.17 =	____ gal.
3 Casing Volumes:	____ gal.
Total Volume Purged (mL)	/ 3785.412 = Total Gallons: ____
Remarks:	

Field Analyses

Time	Initial	905	910	915	920	925	930
Flow Rate (measured):	120	120	120	120	120	120	120
Volume Purged (mL)	120	600	600	600	600	600	600
Cumlative Purge Total (mL)	120	720	1320	1920	2520	3120	3720
pH	5.67	5.65	5.63	5.60	5.63	5.62	5.61
Specific Conductivity (umhos/cm)	112.5	110.1	109.8	109.5	109.3	106.9	108.5
Water Temperature ©	22.1	22.1	22.0	21.8	21.6	21.5	21.4
Turbidity	78.6	52.3	33.3	42.2	45.3	51.1	50.3
Dissolved Oxygen (mg/L)	3.75	3.66	3.60	3.58	3.52	3.48	3.45
ORP (mV)	726	73.3	74.4	75.1	75.2	75.3	75.4
DTW	25.58	25.72	25.83	25.91	25.92	25.93	25.94

Terracon

Groundwater Sampling Log

FB 900

Page ____ of ____

Well ID:	18871/ MW- 9
Date:	7/26/22
Site Name:	Eddie's Pitt Stop
Project No.:	73227210
Field Personnel:	KG
Weather Conditions:	Sunny
Air Temperature:	90's
Well Evacuation Method:	Peristaltic Pump
Sample Collection Method:	Peristaltic Pump
Sampled at (time):	

Total Well Depth:	ft. BTOC
Depth to water:	23.03 ft. BTOC
Length of Water Column (LWC):	ft.
Casing Diameter:	2.0 in.
1 Casing Volume = LWC x 0.17 =	gal.
3 Casing Volumes:	gal.
Total Volume Purged (mL) / 3785.412 =	Total Gallons:
Remarks:	

Field Analyses 915

Time	Initial	920	925	930	935	940	945
Flow Rate (measured):	120	120	120	120	120	120	120
Volume Purged (mL)	120	600	600	600	600	600	600
Cumlative Purge Total (mL)	120	720	1320	1920	2520	3120	3720
pH	5.42	5.04	5.10	5.06	4.99	4.94	4.95
Specific Conductivity (umhos/cm)	119.1	58.5	64.4	64.9	64.1	64.0	64.2
Water Temperature ©	27.5	27.0	28.0	28.3	28.3	28.2	28.3
Turbidity	202	196	239	240	223	217	209
Dissolved Oxygen (mg/L)	3.80	3.71	3.57	3.18	3.34	3.21	3.16
ORP (mV)	66.9	78.7	71.3	72.3	71.5	71.0	70.6
DTW	23.03	23.52	23.84	24.07	24.14	24.20	24.28

Terracon

Groundwater Sampling Log

Page ____ of ____

Well ID:	~~18871/MW~~ RW-2
Date:	7/26/22
Site Name:	Eddie's Pitt Stop
Project No.:	73227210
Field Personnel:	RG
Weather Conditions:	Sunny
Air Temperature:	90s
Well Evacuation Method:	Peristaltic Pump
Sample Collection Method:	Peristaltic Pump
Sampled at (time):	

Total Well Depth:	ft. BTOC
Depth to water:	14.02 ft. BTOC
Length of Water Column (LWC):	ft.
Casing Diameter:	2.0 in.
1 Casing Volume = LWC x 0.17 =	gal.
3 Casing Volumes:	gal.
Total Volume Purged (mL) / 3785.412 =	Total Gallons:
Remarks:	

Field Analyses 1015

Time	Initial	1020	1025	1030	1035	1040	1045
Flow Rate (measured):	120	120	120	120	120	120	120
Volume Purged (mL)	120	600	600	600	600	600	600
Cumlative Purge Total (mL)	120	720	1320	1920	2520	3120	3720
pH	4.79	4.71	4.67	4.67	4.65	4.66	4.65
Specific Conductivity (umhos/cm)	82.7	82.8	82.8	82.8	83.4	83.2	82.9
Water Temperature ©	27.8	27.1	26.8	26.8	26.8	26.9	26.8
Turbidity	181	155	152	137	134	137	141
Dissolved Oxygen (mg/L)	1.62	1.56	1.42	1.40	1.36	1.38	1.34
ORP (mV)	70.3	73.0	75.5	75.8	76.0	76.2	76.6
DTW	14.02	14.19	14.28	14.36	14.42	14.45	14.47

Terracon

Groundwater Sampling Log

Page ____ of ____

Well ID:	~~18871 MW-~~ RW-1
Date:	7/26/22
Site Name:	Eddie's Pitt Stop
Project No.:	73227210
Field Personnel:	KG
Weather Conditions:	Sunny
Air Temperature:	90's
Well Evacuation Method:	Peristaltic Pump
Sample Collection Method:	Peristaltic Pump
Sampled at (time):	

Total Well Depth:	____ ft. BTOC
Depth to water:	17.40 ft. BTOC
Length of Water Column (LWC):	____ ft.
Casing Diameter:	2.0 in.
1 Casing Volume = LWC x 0.17 =	____ gal.
3 Casing Volumes:	____ gal.
Total Volume Purged (mL)	/ 3785.412 = Total Gallons:
Remarks:	

Field Analyses

Time	Initial 11:00	1105	1110	1115	1120	1125	1130
Flow Rate (measured):	120	120	120	120	120	120	120
Volume Purged (mL)	120	600	600	600	600	600	600
Cumlative Purge Total (mL)	120	720	1320	1920	2520	3120	3720
pH	4.67	4.64	4.67	4.59	4.61	4.58	4.60
Specific Conductivity (umhos/cm)	98.2	96.2	94.6	93.7	94.9	94.3	93.7
Water Temperature ©	32.6	29.4	27.9	25.4	24.8	24.7	24.9
Turbidity	139	134	124	92.7	131	116	102
Dissolved Oxygen (mg/L)	2.87	2.51	2.26	2.32	2.43	2.45	2.47
ORP (mV)	85.7	89.2	75.0	75.1	74.3	74.1	73.8
DTW	17.40		17.78	17.90	18.00	18.06	18.12

Terracon

Groundwater Sampling Log

Page ____ of ____

Well ID:	18871/ MW- 7
Date:	7/26/22
Site Name:	Eddie's Pitt Stop
Project No.:	73227210
Field Personnel:	RG
Weather Conditions:	Sunny
Air Temperature:	90's
Well Evacuation Method:	Peristaltic Pump
Sample Collection Method:	Peristaltic Pump
Sampled at (time):	

Total Well Depth:	ft. BTOC
Depth to water:	15.62 ft. BTOC
Length of Water Column (LWC):	ft.
Casing Diameter:	2.0 in.
1 Casing Volume = LWC x 0.17 =	gal.
3 Casing Volumes:	gal.
Total Volume Purged (mL) / 3785.412 =	Total Gallons:
Remarks:	

Field Analyses

1140

Time	Initial	1145	1150	1155	1200	1205	1210
Flow Rate (measured):	120	120	120	120	120	120	120
Volume Purged (mL)	120	600	600	600	600	600	600
Cumlative Purge Total (mL)	120	720	1320	1920	2520	3120	3720
pH	5.08	5.07	5.06	5.04	5.01	4.98	4.96
Specific Conductivity (umhos/cm)	87.8	87.1	87.7	86.7	86.3	86.5	86.1
Water Temperature ©	25.5	25.0	25.5	25.2	25.1	25.0	25.1
Turbidity	184	147	128	119	124	116	109
Dissolved Oxygen (mg/L)	1.67	1.74	1.37	1.42	1.38	1.44	1.49
ORP (mV)	57.7	58.4	58.4	58.7	59.1	58.6	58.4
DTW	15.62	16.28	16.66	16.87	17.09	17.20	17.28

Terracon

Groundwater Sampling Log

Page ____ of ____

Well ID:	18871/ MW- 19D	Total Well Depth:	60 ft. BTOC
Date:	7/26/22	Depth to water:	16.98 ft. BTOC
Site Name:	Eddie's Pitt Stop	Length of Water Column (LWC):	____ ft.
Project No.:	73227210	Casing Diameter:	2.0 in.
Field Personnel:	RG	1 Casing Volume = LWC x 0.17 =	____ gal.
Weather Conditions:	sunny	3 Casing Volumes:	____ gal.
Air Temperature:	90's	Total Volume Purged (mL)	/ 3785.412 = Total Gallons: ____
Well Evacuation Method:	Peristaltic Pump	Remarks:	
Sample Collection Method:	Peristaltic Pump		
Sampled at (time):	____		

Field Analyses

Time	Initial (1225)	1230	1235	1240	1245	1250	1255
Flow Rate (measured):	120	120	120	120	120	120	120
Volume Purged (mL)	120	600	600	600	600	600	600
Cumlative Purge Total (mL)	120	720	1320	1920	2520	3120	3720
pH	6.35	6.51	6.54	6.59	6.61	6.65	6.69
Specific Conductivity (umhos/cm)	165.7	169.0	162.4	166.9	165.2	164.5	164.0
Water Temperature ©	28.5	27.7	23.2	23.0	22.8	22.8	22.8
Turbidity	187	151	113	97.6	92.4	87.9	91.6
Dissolved Oxygen (mg/L)	1.72	1.71	1.41	1.32	1.29	1.27	1.28
ORP (mV)	-63.5	-46.9	-51.4	-55.8	-48.6	-44.1	-42.7
DTW	16.98	17.24	17.41	17.60	17.72	17.74	17.76

Terracon

Groundwater Sampling Log

Page ____ of ____

Well ID:	18871/ MW- 13
Date:	7/26/22
Site Name:	Eddie's Pitt Stop
Project No.:	73227210
Field Personnel:	KG
Weather Conditions:	sunny
Air Temperature:	90's
Well Evacuation Method:	Peristaltic Pump
Sample Collection Method:	Peristaltic Pump
Sampled at (time):	

Total Well Depth:	____ ft. BTOC
Depth to water:	17.20 ft. BTOC
Length of Water Column (LWC):	____ ft.
Casing Diameter:	2.0 in.
1 Casing Volume = LWC x 0.17 =	____ gal.
3 Casing Volumes:	____ gal.
Total Volume Purged (mL)	/ 3785.412 = Total Gallons: ____
Remarks:	

Field Analyses

1305

Time	Initial	1310	1315	1320	1325	1330	1335
Flow Rate (measured):	120	120	120	120	120	120	120
Volume Purged (mL)	1200	600	600	600	600	600	600
Cumlative Purge Total (mL)	120	720	1320	1920	2520	3120	3720
pH	6.13	5.87	6.06	5.93	5.84	5.89	5.91
Specific Conductivity (umhos/cm)	136.4	135.2	138.2	135.2	135.4	137.1	140.0
Water Temperature ©	23.6	23.3	22.9	23.0	23.3	23.3	23.3
Turbidity	204	138	171	129	123	106	99.4
Dissolved Oxygen (mg/L)	1.86	1.80	1.27	1.33	1.42	1.51	1.56
ORP (mV)	-7.6	-7.9	-5.6	-10.4	-10.1	-10.2	-10.3
DTW	17.20	17.76	18.24	18.67	19.14	19.53	19.67

Terracon

Groundwater Sampling Log

Page ____ of ____

Well ID:	18871/ MW- 12
Date:	7/26/22
Site Name:	Eddie's Pitt Stop
Project No.:	73227210
Field Personnel:	RG
Weather Conditions:	Sunny
Air Temperature:	90's
Well Evacuation Method:	Peristaltic Pump
Sample Collection Method:	Peristaltic Pump
Sampled at (time):	

Total Well Depth:	____ ft. BTOC
Depth to water:	15.92 ft. BTOC
Length of Water Column (LWC):	____ ft.
Casing Diameter:	2.0 in.
1 Casing Volume = LWC x 0.17 =	____ gal.
3 Casing Volumes:	____ gal.
Total Volume Purged (mL)	/ 3785.412 = Total Gallons:
Remarks:	

Field Analyses 1350

Time	Initial	1355	1400	1405	1410	1415	1420
Flow Rate (measured):	120	120	120	120	120	120	120
Volume Purged (mL)	120	600	600	600	600	600	600
Cumlative Purge Total (mL)	120	720	1320	1920	2520	3120	3720
pH	6.12	6.42	6.20	6.18	6.20	6.19	6.20
Specific Conductivity (umhos/cm)	285.1	269.7	288.9	287.0	285.8	283.6	281.4
Water Temperature ©	22.6	22.8	22.1	21.9	21.9	22.0	21.9
Turbidity	125	115	126	140	110	146	116
Dissolved Oxygen (mg/L)	1.47	4.10	1.42	1.20	1.30	1.11	1.18
ORP (mV)	-8.9	-9.1	-1.4	1.0	1.8	1.4	2.1
DTW	15.92	16.70	17.44	17.92	18.36	18.87	19.02

Terracon

Groundwater Sampling Log

1130

Page ____ of ____

Well ID:	18871/ MW- 18
Date:	7/27/22
Site Name:	Eddie's Pitt Stop
Project No.:	73227210
Field Personnel:	KG
Weather Conditions:	sunny
Air Temperature:	90's
Well Evacuation Method:	Peristaltic Pump
Sample Collection Method:	Peristaltic Pump
Sampled at (time):	

Total Well Depth:	ft. BTOC
Depth to water:	17.24 ft. BTOC
Length of Water Column (LWC):	ft.
Casing Diameter:	2.0 in.
1 Casing Volume = LWC x 0.17 =	gal.
3 Casing Volumes:	gal.
Total Volume Purged (mL) / 3785.412 =	Total Gallons:
Remarks:	

Field Analyses

1140

Time	Initial	1145	1150	1155	1200	1205	1210
Flow Rate (measured):	120	120	120	120	120	120	120
Volume Purged (mL)	120	600	600	600	600	600	600
Cumlative Purge Total (mL)	120	720	1320	1920	2520	3120	3720
pH	5.29	5.39	5.29	5.32	5.30	5.34	5.37
Specific Conductivity (umhos/cm)	52.1	57.7	30.3	56.7	58.4	62.2	63.1
Water Temperature ©	24.2	24.0	24.6	24.0	24.2	24.1	24.2
Turbidity	156	146	120	154	141	136	129
Dissolved Oxygen (mg/L)	2.12	1.09	1.44	1.22	1.18	1.12	1.04
ORP (mV)	63.5	69.0	71.7	69.9	74.2	76.0	77.1
DTW	17.24	17.60	17.89	18.04	18.28	18.39	18.47

Terracon

Groundwater Sampling Log

Page ____ of ____

Well ID:	18871/ MW- 8D
Date:	7/27/22
Site Name:	Eddie's Pitt Stop
Project No.:	73227210
Field Personnel:	RG
Weather Conditions:	Sunny
Air Temperature:	90's
Well Evacuation Method:	Peristaltic Pump
Sample Collection Method:	Peristaltic Pump
Sampled at (time):	

Total Well Depth:	ft. BTOC
Depth to water:	22.54 ft. BTOC
Length of Water Column (LWC):	ft.
Casing Diameter:	2.0 in.
1 Casing Volume = LWC x 0.17 =	gal.
3 Casing Volumes:	gal.
Total Volume Purged (mL) / 3785.412 =	Total Gallons:
Remarks:	

Field Analyses 1230

Time	Initial	1235	1240	1245	1250	1255	1300
Flow Rate (measured):	120	120	120	120	120	120	120
Volume Purged (mL)	120	600	600	600	600	600	600
Cumlative Purge Total (mL)	120	720	1320	1920	2520	3120	3720
pH	6.33	6.50	6.55	6.65	6.61	6.64	6.67
Specific Conductivity (umhos/cm)	254.0	200.7	139.4	234.9	221.7	212.6	201.7
Water Temperature ©	26.4	24.4	24.6	24.9	24.8	24.9	25.0
Turbidity	128	103	136	118	110	117	119
Dissolved Oxygen (mg/L)	1.41	1.87	1.75	2.76	1.69	1.64	1.52
ORP (mV)	51.5	52.9	53.6	54.8	55.4	57.1	58.0
DTW	22.54	23.22	23.87	24.30	24.57	24.69	24.78

Terracon

Groundwater Sampling Log

Well ID:	18871/ MW- 17D
Date:	7/27/22
Site Name:	Eddie's Pitt Stop
Project No.:	73227210
Field Personnel:	BG
Weather Conditions:	Sunny
Air Temperature:	90's
Well Evacuation Method:	Peristaltic Pump
Sample Collection Method:	Peristaltic Pump
Sampled at (time):	

Total Well Depth:	ft. BTOC
Depth to water:	24.47 ft. BTOC
Length of Water Column (LWC):	ft.
Casing Diameter:	2.0 in.
1 Casing Volume = LWC x 0.17 =	gal.
3 Casing Volumes:	gal.
Total Volume Purged (mL) / 3785.412 =	Total Gallons:
Remarks:	

Field Analyses 1405

Time	Initial	1410	1415	1420	1425	1430	1435
Flow Rate (measured):	120	120	120	120	120	120	120
Volume Purged (mL)	120	600	600	600	600	600	600
Cumlative Purge Total (mL)	120	720	1320	1920	2520	3120	3720
pH	5.92	5.86	5.76	5.78	5.79	5.82	5.83
Specific Conductivity (umhos/cm)	96.5	87.9	87.9	87.4	87.7	87.9	88.2
Water Temperature ©	30.1	27.6	28.0	28.2	28.8	28.6	28.5
Turbidity	126	118	998	137	126	119	107
Dissolved Oxygen (mg/L)	3.24	4.05	3.12	3.32	3.56	3.61	3.67
ORP (mV)	62.7	59.9	61.7	60.8	62.4	61.8	65.7
DTW	24.47	24.96	24.98	25.03	25.04	25.10	25.12

Terracon

Groundwater Sampling Log

Page ____ of ____

Well ID:	18871/ MW- 17
Date:	7/27/22
Site Name:	Eddie's Pitt Stop
Project No.:	73227210
Field Personnel:	RG
Weather Conditions:	Sunny
Air Temperature:	90's
Well Evacuation Method:	Peristaltic Pump
Sample Collection Method:	Peristaltic Pump
Sampled at (time):	

Total Well Depth:	ft. BTOC
Depth to water:	15.02 ft. BTOC
Length of Water Column (LWC):	ft.
Casing Diameter:	2.0 in.
1 Casing Volume = LWC x 0.17 =	gal.
3 Casing Volumes:	gal.
Total Volume Purged (mL) / 3785.412 =	Total Gallons:
Remarks:	

Field Analyses

1445

Time	Initial	1450	1455	1500	1505	1510	1515
Flow Rate (measured):	120	120	120	120	120	120	120
Volume Purged (mL)	120	600	600	600	600	600	600
Cumlative Purge Total (mL)	120	720	1320	1920	2520	3120	3720
pH	4.91	4.82	4.83	4.86	4.76	4.92	4.85
Specific Conductivity (umhos/cm)	80.2	80.1	81.4	82.3	77.6	77.4	79.9
Water Temperature ©	30.7	30.0	28.8	28.6	28.0	28.2	28.3
Turbidity	127	136	124	146	118	129	117
Dissolved Oxygen (mg/L)	1.28	2.23	1.36	0.56	1.28	1.27	1.24
ORP (mV)	74.7	82.3	81.4	73.5	77.7	74.0	75.7
DTW	15.02	15.69	16.71	16.47	17.02	17.29	17.49

Terracon

Groundwater Sampling Log

FB 830

Page ____ of ____

Well ID:	18871/ MW- 5
Date:	7/28/22
Site Name:	Eddie's Pitt Stop
Project No.:	73227210
Field Personnel:	
Weather Conditions:	
Air Temperature:	
Well Evacuation Method:	Peristaltic Pump
Sample Collection Method:	Peristaltic Pump
Sampled at (time):	

Total Well Depth:	ft. BTOC
Depth to water:	18.34 ft. BTOC
Length of Water Column (LWC):	ft.
Casing Diameter:	2.0 in.
1 Casing Volume = LWC x 0.17 =	gal.
3 Casing Volumes:	gal.
Total Volume Purged (mL) / 3785.412 =	Total Gallons:
Remarks:	

Field Analyses

840

Time	Initial	845	850	855	900	905	910
Flow Rate (measured):	120	120	120	120	120	120	120
Volume Purged (mL)	120	600	600	600	600	600	600
Cumlative Purge Total (mL)	120	720	1320	1920	2520	3120	3720
pH	5.64	5.37	5.89	5.59	5.63	5.66	5.64
Specific Conductivity (umhos/cm)	185.7	155.4	146.8	151.1	153.4	154.2	156.0
Water Temperature ©	24.2	22.3	22.4	22.5	22.6	22.7	22.7
Turbidity	175	116	120	125	116	109	114
Dissolved Oxygen (mg/L)	1.69	1.49	1.86	1.27	1.36	1.41	1.45
ORP (mV)	14.9	31.8	33.3	39.4	40.9	43.6	45.1
DTW	18.34	18.43	19.57	19.64	19.74	19.77	19.80

Terracon

Groundwater Sampling Log

Page ____ of ____

Well ID:	18871/ MW- 4
Date:	7/28/22
Site Name:	Eddie's Pitt Stop
Project No.:	73227210
Field Personnel:	
Weather Conditions:	
Air Temperature:	
Well Evacuation Method:	Peristaltic Pump
Sample Collection Method:	Peristaltic Pump
Sampled at (time):	

Total Well Depth:	ft. BTOC
Depth to water:	25.12 ft. BTOC
Length of Water Column (LWC):	ft.
Casing Diameter:	2.0 in.
1 Casing Volume = LWC x 0.17 =	gal.
3 Casing Volumes:	gal.
Total Volume Purged (mL) / 3785.412 =	Total Gallons:
Remarks:	Dup

Field Analyses

Time	Initial	925	930	935	940	945	950
Flow Rate (measured):	120	120	120	120	120	120	120
Volume Purged (mL)	120	600	600	600	600	600	600
Cumlative Purge Total (mL)	127	720	1320	1920	2520	3120	3720
pH	5.75	5.80	5.80	5.73	5.90	5.87	5.84
Specific Conductivity (umhos/cm)	142.8	140.9	144.3	145.2	143.9	142.1	143.0
Water Temperature ©	27.3	27.3	28.6	28.6	29.2	29.1	28.9
Turbidity	152	170	157	143	132	136	141
Dissolved Oxygen (mg/L)	2.45	4.67	1.75	2.47	3.06	2.87	2.81
ORP (mV)	42.6	45.0	42.4	46.3	48.7	44.1	46.2
DTW	25.12	25.55	25.69	25.69	25.69	25.70	25.70

Terracon

Groundwater Sampling Log

Page ____ of ____

Well ID:	18871/ MW- 1
Date:	7/28/22
Site Name:	Eddie's Pitt Stop
Project No.:	73227210
Field Personnel:	
Weather Conditions:	
Air Temperature:	
Well Evacuation Method:	Peristaltic Pump
Sample Collection Method:	Peristaltic Pump
Sampled at (time):	

Total Well Depth:	ft. BTOC
Depth to water:	23.14 ft. BTOC
Length of Water Column (LWC):	ft.
Casing Diameter:	2.0 in.
1 Casing Volume = LWC x 0.17 =	gal.
3 Casing Volumes:	gal.
Total Volume Purged (mL)	/ 3785.412 = Total Gallons:
Remarks:	Dup

Field Analyses

Time	Initial 1015	1020	1025	1030	1035	1040	1045
Flow Rate (measured):	120	120	120	120	120	120	120
Volume Purged (mL)	120	600	600	600	600	600	600
Cumlative Purge Total (mL)	120	720	1320	1920	2520	3120	3720
pH	5.75	5.78	5.74	5.71	5.70	5.67	5.65
Specific Conductivity (umhos/cm)	154.4	160.0	166.1	168.7	165.0	163.2	161.5
Water Temperature ©	29.6	28.1	27.2	27.3	27.2	27.1	27.2
Turbidity	179	154	196	172	163	158	153
Dissolved Oxygen (mg/L)	1.29	1.39	1.53	1.61	1.70	1.74	1.82
ORP (mV)	61.0	61.2	61.7	62.0	62.3	62.5	62.7
DTW	23.14	23.86	24.44	24.81	25.12	25.73	26.10

Terracon

Groundwater Sampling Log

FB @ 1110

Page ____ of ____

Well ID:	18871/ ~~MW-~~ PW-1	Total Well Depth:	ft. BTOC
Date:	7/28/22	Depth to water:	ft. BTOC
Site Name:	Eddie's Pitt Stop	Length of Water Column (LWC):	ft.
Project No.:	73227210	Casing Diameter:	2.0 in.
Field Personnel:	RG	1 Casing Volume = LWC x 0.17 =	gal.
Weather Conditions:	sunny	3 Casing Volumes:	gal.
Air Temperature:	90's	Total Volume Purged (mL) / 3785.412 =	Total Gallons:
Well Evacuation Method:	Peristaltic Pump	Remarks:	
Sample Collection Method:	Peristaltic Pump		
Sampled at (time):			

Field Analyses

Time	Initial	1120	1125	1130	1135	1140	1145
Flow Rate (measured):							
Volume Purged (mL)							
Cumlative Purge Total (mL)							
pH	6.62	6.37	6.29	6.24	6.16	6.19	6.21
Specific Conductivity (umhos/cm)	207.0	184.3	189.9	182.3	179.6	182.2	182.1
Water Temperature ©	23.3	24.6	22.1	22.4	22.2	22.1	22.2
Turbidity	74	57	42	24	16	19	14
Dissolved Oxygen (mg/L)	1.17	1.02	0.94	1.07	1.05	1.06	1.03
ORP (mV)	-13.2	-14.7	-21.9	-23.6	-30.2	-31.7	-33.0
DTW							

1115

ACCESS ANALYTICAL, INC.

ANALYTICAL REPORT

CLIENT

Terracon Consultants
521 Clemson Rd
Columbia SC 29229

ATTENTION
Kennedy Kreig

PROJECT ID
Eddins Pitt Stop

LABORATORY REPORT NUMBER
2207J03

DATE
July 27, 2022

Primary Data Review By

Chris Pafford
Project Manager, AES

Secondary Data Review By

Ashley Amick
Project Manager, Access Analytical
aamick@axs-inc.com

PLEASE NOTE:

- **Unless otherwise noted, all analysis on this report performed at Analytical Environmental Services Inc. (AES Inc), 3080 Presidential Drive, Atlanta, GA 30340.**
- **AES is SCDHEC certified laboratory # 98016, NCDENR certified lab # 562, GA certified lab # FL-E87582, NELAP certified laboratory # E87582**
- **AIHA-LAP,LLC Laboratory ID:100671 for Industrial Hygiene samples (Organics, Metals, PCM Asbestos, Gravimetric), Environmental Lead (Paint, Soil, Dust Wipes, Air), and Environmental Microbiology (Fungal) Direct Examination.**
- Local support services for this project are provided by Access Analytical, Inc. Access Analytical is a representative of AES serving client in the SC/NC/GA areas. All questions regarding this report should be directed to your local Access Analytical representative at 803.781.4243 or toll fee at 883.315.4243

Access Lab Report #: _____
Sub Lab (if applicable): _____ / Sub Report #: _____
Client Purchase Order #: _____
Access Estimate #: _____

ACCESS ANALYTICAL, INC.

Access Analytical, Inc.
15 Thames Valley Rd. ~ Irmo, SC 29063
Phone: 803-781-4243 / Fax: 803-781-4303 / www.axs-inc.com
SCDHEC Lab Certification # 32571
NELAC Lab ID # E871145

Chain of Custody Record

2207J03

Client:	Terracon Consultants Inc.	Preservatives (see codes):	1 / 1
Attn:	Kennedy Krieg	Bottle Types (see codes):	G / 6
Address:	521 Clemson Rd		
City:	Columbia	State: SC	Zip Code: 29229
Phone:	8473317226	Fax:	
Email:	kennedy.krieg@terracon.com		
Project Name:	Eddins Pit Stop		
Sampled By (Signature):	Adam Chapelky		

REQUESTED LAB ANALYSIS: → BTEX, NM, 12DCA, OXY (8260) EDB (8011)

Preservation Codes / Bottle Types:

*Preservative Codes:
0 = None, 1 = HCL, 2 = HNO3, 3 = H_2SO_4, 4 = NaOH, 5 = $Na_2S_2O_3$, 6 = Method 5035 set w/ $NaHSO_4$ & CH_3OH, 7 = NaOH/ZnOAC, 8 = H_3PO_4, 9 = cooled to ≤6°C, 10 = cooled to ≤10°C, 11 = Amm.Cl, 12 = Ascorbic Acid / HCL, 13 = EDA

*Matrix Codes:
GW = ground water, WW = waste water, DW = drinking water, SW = surface/storm water, S = soil, SL = sludge, A = air, IW = industrial waste, O = other (specify in comments section)

*Program Area Codes:
CWA = Clean Water Act (for wastewaters), SDWA = Safe Drinking Water Act (for drinking water), SHW = Solid and Hazardous Wastes (for soils, ground waters and waste samples)

*Container Type: G = Glass, P = Plastic

Lab ID:	Sample Name:	Date Collected:	Time Collected:	C=Comp G=Grab	Matrix (see codes)	Program Area (see codes)	Total # Containers		BTEX, NM, 12DCA, OXY (8260)	EDB (8011)	Notes / Comments
	FB	7/13/22	900	G	GW	SHW	5	# Containers per Test >>	3	2	
	TB	7/13/22	900				1	# Containers per Test >>	1		
	MW-20		930				5	# Containers per Test >>	3	2	
	MW-17		1005					# Containers per Test >>	3	2	
	MW-22		1045					# Containers per Test >>	3	2	
	MW-6		1125					# Containers per Test >>	3	2	
	MW-14		1200					# Containers per Test >>	3	2	
	MW-15		1235					# Containers per Test >>	3	2	
	MW-15D		1310					# Containers per Test >>	3	2	
	MW-16		1345					# Containers per Test >>	3	2	

Turnaround Time Requested:		Project Location:		Relinquished By:	Received By:	Date:	Time (24hr):	Samples Received on Ice:
Standard		SC	X	[signature]	[signature]	7/15/22	1211	X Y ___ N ___ N/A 1.7°C
Rush *		NC		[signature]	FedEX	~~7/15/22~~ NW 7/15/22	1700	___ Y ___ N ___ N/A
*Date Required		Other (Specify):						___ Y ___ N ___ N/A
Rush data emailed/faxed by end of business day on date required. Standard TAT is 7-10 business days.						07.19.22	1033	___ Y ___ N ___ N/A

Received in lab by: [signature]

Sample Temp. Received in Lab: 0.4 (°C)
Ref: RT1 Ref: RT2

Chain of Custody Page 1 of 2

White Copy: Lab original / Canary Copy: Client Copy

NOTE: Relinquishing samples via this Chain of Custody document constitutes client acceptance of Access Analytical terms and conditions.

Access Lab Report #: _____
Sub Lab (if applicable): _____ / Sub Report #: _____
Client Purchase Order #: _____
Access Estimate #: _____

Access Analytical, Inc.
15 Thames Valley Rd. ~ Irmo, SC 29063
Phone: 803-781-4243 / Fax: 803-781-4303 / www.axs-inc.com
SCDHEC Lab Certification # 32571
NELAC Lab ID # E871145

Chain of Custody Record

2207J03

| | | |

Analytical Environmental Services, Inc

Date: 27-Jul-22

Client: Terracon Consultants
Project: Eddins Pitt Stop
Lab ID: 2207J03

Case Narrative

Volatiles Organic Compounds Analysis by Method 8260D:

Due to sample matrix, sample 2207J03-005A required dilution during preparation and/or analysis resulting in elevated reporting limits.

Analytical Environmental Services, Inc

Date: 27-Jul-22

Client:	Terracon Consultants	**Client Sample ID:**	FB
Project Name:	Eddins Pitt Stop	**Collection Date:**	7/13/2022 9:00:00 AM
Lab ID:	**2207J03-001**	**Matrix:**	Groundwater

Analyses	Result	Qual	Reporting Limit	MDL	Units	Prepared	Date Analyzed	DF
Volatile Organic Compounds SW8260D					(SW5030B)			
o-Xylene	0.27	U	1.0	0.27	ug/L	07/21/2022 10:40:0(	07/21/2022 11:58	1
tert-Amyl ethyl ether	4.0	U	20	4.0	ug/L	07/21/2022 10:40:0(	07/21/2022 11:58	1
Benzene	0.23	U	1.0	0.23	ug/L	07/21/2022 10:40:0(	07/21/2022 11:58	1
Toluene	0.55	U	1.0	0.55	ug/L	07/21/2022 10:40:0(	07/21/2022 11:58	1
Ethylbenzene	0.24	U	1.0	0.24	ug/L	07/21/2022 10:40:0(	07/21/2022 11:58	1
Methyl tert-butyl ether	0.24	U	1.0	0.24	ug/L	07/21/2022 10:40:0(	07/21/2022 11:58	1
Naphthalene	1.1	U	5.0	1.1	ug/L	07/21/2022 10:40:0(	07/21/2022 11:58	1
1,2-Dichloroethane	0.32	U	1.0	0.32	ug/L	07/21/2022 10:40:0(	07/21/2022 11:58	1
Ethyl tert-butyl ether	3.8	U	10	3.8	ug/L	07/21/2022 10:40:0(	07/21/2022 11:58	1
tert-Amyl methyl ether	4.2	U	10	4.2	ug/L	07/21/2022 10:40:0(	07/21/2022 11:58	1
Isopropyl ether	3.0	U	10	3.0	ug/L	07/21/2022 10:40:0(	07/21/2022 11:58	1
tert-Butyl Alcohol	35	U	100	35	ug/L	07/21/2022 10:40:0(	07/21/2022 11:58	1
tert-Amyl alcohol	31	U	100	31	ug/L	07/21/2022 10:40:0(	07/21/2022 11:58	1
tert-Butyl formate	33	U	100	33	ug/L	07/21/2022 10:40:0(	07/21/2022 11:58	1
Ethanol	53	U	100	53	ug/L	07/21/2022 10:40:0(	07/21/2022 11:58	1
3,3-Dimethyl-1-butanol	40	U	100	40	ug/L	07/21/2022 10:40:0(	07/21/2022 11:58	1
Surr: 4-Bromofluorobenzene	99.8		75-118	0	%REC	07/21/2022 10:40:0(	07/21/2022 11:58	1
Surr: Dibromofluoromethane	109		82.5-121	0	%REC	07/21/2022 10:40:0(	07/21/2022 11:58	1
Surr: Toluene-d8	101		78.3-118	0	%REC	07/21/2022 10:40:0(	07/21/2022 11:58	1
MICRO-EXTRACTABLE VOLATILE ORGANICS SW8011					(SW8011)			
1,2-Dibromoethane	0.016	U	0.020	0.016	ug/L	07/20/2022 15:22:5(	07/21/2022 19:03	1
Surr: 4-Bromofluorobenzene	105		69.7-138	0	%REC	07/20/2022 15:22:5(	07/21/2022 19:03	1

FLDEP Qualifiers:

- V Indicates that the analyte was detected in both the sample and the method blank
- J Estimated value
- U Indicates that the compound was analyzed for but not detected
- Q Sample held beyond the accepted holding time
- I The reported value is between the laboratory method detection limit and the laboratory practical quantitation limit

AES Laboratory Qualifiers:

- S Spike recovery outside limits due to matrix
- R RPD outside limits due to matrix
- > Greater than result value
- < Less than result value

Analytical Environmental Services, Inc

Date: 27-Jul-22

Client:	Terracon Consultants	**Client Sample ID:**	TB
Project Name:	Eddins Pitt Stop	**Collection Date:**	7/13/2022 9:00:00 AM
Lab ID:	**2207J03-002**	**Matrix:**	Aqueous

Analyses	Result	Qual	Reporting Limit	MDL	Units	Prepared	Date Analyzed	DF
Volatile Organic Compounds SW8260D					(SW5030B)			
o-Xylene	0.27	U	1.0	0.27	ug/L	07/21/2022 10:40:0(	07/21/2022 12:20	1
tert-Amyl ethyl ether	4.0	U	20	4.0	ug/L	07/21/2022 10:40:0(	07/21/2022 12:20	1
Benzene	0.23	U	1.0	0.23	ug/L	07/21/2022 10:40:0(	07/21/2022 12:20	1
Toluene	0.55	U	1.0	0.55	ug/L	07/21/2022 10:40:0(	07/21/2022 12:20	1
Ethylbenzene	0.24	U	1.0	0.24	ug/L	07/21/2022 10:40:0(	07/21/2022 12:20	1
Methyl tert-butyl ether	0.24	U	1.0	0.24	ug/L	07/21/2022 10:40:0(	07/21/2022 12:20	1
Naphthalene	1.1	U	5.0	1.1	ug/L	07/21/2022 10:40:0(	07/21/2022 12:20	1
1,2-Dichloroethane	0.32	U	1.0	0.32	ug/L	07/21/2022 10:40:0(	07/21/2022 12:20	1
Ethyl tert-butyl ether	3.8	U	10	3.8	ug/L	07/21/2022 10:40:0(	07/21/2022 12:20	1
tert-Amyl methyl ether	4.2	U	10	4.2	ug/L	07/21/2022 10:40:0(	07/21/2022 12:20	1
Isopropyl ether	3.0	U	10	3.0	ug/L	07/21/2022 10:40:0(	07/21/2022 12:20	1
tert-Butyl Alcohol	35	U	100	35	ug/L	07/21/2022 10:40:0(	07/21/2022 12:20	1
tert-Amyl alcohol	31	U	100	31	ug/L	07/21/2022 10:40:0(	07/21/2022 12:20	1
tert-Butyl formate	33	U	100	33	ug/L	07/21/2022 10:40:0(	07/21/2022 12:20	1
Ethanol	53	U	100	53	ug/L	07/21/2022 10:40:0(	07/21/2022 12:20	1
3,3-Dimethyl-1-butanol	40	U	100	40	ug/L	07/21/2022 10:40:0(	07/21/2022 12:20	1
Surr: 4-Bromofluorobenzene	99.5		75-118	0	%REC	07/21/2022 10:40:0(	07/21/2022 12:20	1
Surr: Dibromofluoromethane	108		82.5-121	0	%REC	07/21/2022 10:40:0(	07/21/2022 12:20	1
Surr: Toluene-d8	102		78.3-118	0	%REC	07/21/2022 10:40:0(	07/21/2022 12:20	1

FLDEP Qualifiers:

- V Indicates that the analyte was detected in both the sample and the method blank
- U Indicates that the compound was analyzed for but not detected
- I The reported value is between the laboratory method detection limit and the laboratory practical quantitation limit
- J Estimated value
- Q Sample held beyond the accepted holding time

AES Laboratory Qualifiers:

- S Spike recovery outside limits due to matrix
- R RPD outside limits due to matrix
- > Greater than result value
- < Less than result value

Analytical Environmental Services, Inc

Date: 27-Jul-22

Client:	Terracon Consultants	**Client Sample ID:**	MW-20
Project Name:	Eddins Pitt Stop	**Collection Date:**	7/13/2022 9:30:00 AM
Lab ID:	**2207J03-003**	**Matrix:**	Groundwater

Analyses	Result	Qual	Reporting Limit	MDL	Units	Prepared	Date Analyzed	DF
Volatile Organic Compounds SW8260D					(SW5030B)			
o-Xylene	0.27	U	1.0	0.27	ug/L	07/21/2022 10:40:0(	07/21/2022 13:56	1
tert-Amyl ethyl ether	4.0	U	20	4.0	ug/L	07/21/2022 10:40:0(	07/21/2022 13:56	1
Benzene	0.23	U	1.0	0.23	ug/L	07/21/2022 10:40:0(	07/21/2022 13:56	1
Toluene	0.55	U	1.0	0.55	ug/L	07/21/2022 10:40:0(	07/21/2022 13:56	1
Ethylbenzene	0.24	U	1.0	0.24	ug/L	07/21/2022 10:40:0(	07/21/2022 13:56	1
Methyl tert-butyl ether	16		1.0	0.24	ug/L	07/21/2022 10:40:0(	07/21/2022 13:56	1
Naphthalene	1.1	U	5.0	1.1	ug/L	07/21/2022 10:40:0(	07/21/2022 13:56	1
1,2-Dichloroethane	0.32	U	1.0	0.32	ug/L	07/21/2022 10:40:0(	07/21/2022 13:56	1
Ethyl tert-butyl ether	3.8	U	10	3.8	ug/L	07/21/2022 10:40:0(	07/21/2022 13:56	1
tert-Amyl methyl ether	4.2	U	10	4.2	ug/L	07/21/2022 10:40:0(	07/21/2022 13:56	1
Isopropyl ether	3.0	U	10	3.0	ug/L	07/21/2022 10:40:0(	07/21/2022 13:56	1
tert-Butyl Alcohol	35	U	100	35	ug/L	07/21/2022 10:40:0(	07/21/2022 13:56	1
tert-Amyl alcohol	31	U	100	31	ug/L	07/21/2022 10:40:0(	07/21/2022 13:56	1
tert-Butyl formate	33	U	100	33	ug/L	07/21/2022 10:40:0(	07/21/2022 13:56	1
Ethanol	53	U	100	53	ug/L	07/21/2022 10:40:0(	07/21/2022 13:56	1
3,3-Dimethyl-1-butanol	40	U	100	40	ug/L	07/21/2022 10:40:0(	07/21/2022 13:56	1
Surr: 4-Bromofluorobenzene	97.6		75-118	0	%REC	07/21/2022 10:40:0(	07/21/2022 13:56	1
Surr: Dibromofluoromethane	104		82.5-121	0	%REC	07/21/2022 10:40:0(	07/21/2022 13:56	1
Surr: Toluene-d8	98		78.3-118	0	%REC	07/21/2022 10:40:0(	07/21/2022 13:56	1
MICRO-EXTRACTABLE VOLATILE ORGANICS SW8011					(SW8011)			
1,2-Dibromoethane	0.015	U	0.020	0.015	ug/L	07/20/2022 15:22:5(	07/21/2022 19:20	1
Surr: 4-Bromofluorobenzene	104		69.7-138	0	%REC	07/20/2022 15:22:5(	07/21/2022 19:20	1

FLDEP Qualifiers:

- V Indicates that the analyte was detected in both the sample and the method blank
- U Indicates that the compound was analyzed for but not detected
- I The reported value is between the laboratory method detection limit and the laboratory practical quantitation limit
- J Estimated value
- Q Sample held beyond the accepted holding time

AES Laboratory Qualifiers:

- S Spike recovery outside limits due to matrix
- > Greater than result value
- R RPD outside limits due to matrix
- < Less than result value

Analytical Environmental Services, Inc

Date: 27-Jul-22

Client:	Terracon Consultants	**Client Sample ID:**	MW-17
Project Name:	Eddins Pitt Stop	**Collection Date:**	7/13/2022 10:05:00 AM
Lab ID:	**2207J03-004**	**Matrix:**	Groundwater

Analyses	Result	Qual	Reporting Limit	MDL	Units	Prepared	Date Analyzed	DF
Volatile Organic Compounds SW8260D					(SW5030B)			
o-Xylene	0.27	U	1.0	0.27	ug/L	07/21/2022 10:40:0(	07/21/2022 14:18	1
tert-Amyl ethyl ether	4.0	U	20	4.0	ug/L	07/21/2022 10:40:0(	07/21/2022 14:18	1
Benzene	0.64	I	1.0	0.23	ug/L	07/21/2022 10:40:0(	07/21/2022 14:18	1
Toluene	0.55	U	1.0	0.55	ug/L	07/21/2022 10:40:0(	07/21/2022 14:18	1
Ethylbenzene	0.24	U	1.0	0.24	ug/L	07/21/2022 10:40:0(	07/21/2022 14:18	1
Methyl tert-butyl ether	0.24	U	1.0	0.24	ug/L	07/21/2022 10:40:0(	07/21/2022 14:18	1
Naphthalene	1.1	U	5.0	1.1	ug/L	07/21/2022 10:40:0(	07/21/2022 14:18	1
1,2-Dichloroethane	0.32	U	1.0	0.32	ug/L	07/21/2022 10:40:0(	07/21/2022 14:18	1
Ethyl tert-butyl ether	3.8	U	10	3.8	ug/L	07/21/2022 10:40:0(	07/21/2022 14:18	1
tert-Amyl methyl ether	4.2	U	10	4.2	ug/L	07/21/2022 10:40:0(	07/21/2022 14:18	1
Isopropyl ether	3.0	U	10	3.0	ug/L	07/21/2022 10:40:0(	07/21/2022 14:18	1
tert-Butyl Alcohol	35	U	100	35	ug/L	07/21/2022 10:40:0(	07/21/2022 14:18	1
tert-Amyl alcohol	31	U	100	31	ug/L	07/21/2022 10:40:0(	07/21/2022 14:18	1
tert-Butyl formate	33	U	100	33	ug/L	07/21/2022 10:40:0(	07/21/2022 14:18	1
Ethanol	53	U	100	53	ug/L	07/21/2022 10:40:0(	07/21/2022 14:18	1
3,3-Dimethyl-1-butanol	40	U	100	40	ug/L	07/21/2022 10:40:0(	07/21/2022 14:18	1
Surr: 4-Bromofluorobenzene	98		75-118	0	%REC	07/21/2022 10:40:0(	07/21/2022 14:18	1
Surr: Dibromofluoromethane	103		82.5-121	0	%REC	07/21/2022 10:40:0(	07/21/2022 14:18	1
Surr: Toluene-d8	97.8		78.3-118	0	%REC	07/21/2022 10:40:0(	07/21/2022 14:18	1
MICRO-EXTRACTABLE VOLATILE ORGANICS SW8011					(SW8011)			
1,2-Dibromoethane	0.015	U	0.020	0.015	ug/L	07/20/2022 15:22:5(	07/21/2022 19:37	1
Surr: 4-Bromofluorobenzene	107		69.7-138	0	%REC	07/20/2022 15:22:5(	07/21/2022 19:37	1

FLDEP Qualifiers:

- V Indicates that the analyte was detected in both the sample and the method blank
- U Indicates that the compound was analyzed for but not detected
- I The reported value is between the laboratory method detection limit and the laboratory practical quantitation limit
- J Estimated value
- Q Sample held beyond the accepted holding time

AES Laboratory Qualifiers:

- S Spike recovery outside limits due to matrix
- > Greater than result value
- R RPD outside limits due to matrix
- < Less than result value

Analytical Environmental Services, Inc

Date: 27-Jul-22

Client:	Terracon Consultants	**Client Sample ID:**	MW-1 #00261
Project Name:	Eddins Pitt Stop	**Collection Date:**	7/13/2022 10:45:00 AM
Lab ID:	**2207J03-005**	**Matrix:**	Groundwater

Analyses	Result	Qual	Reporting Limit	MDL	Units	Prepared	Date Analyzed	DF
Volatile Organic Compounds SW8260D					(SW5030B)			
o-Xylene	2800		100	27	ug/L	07/21/2022 10:40:0(	07/21/2022 17:36	100
tert-Amyl ethyl ether	400	U	2000	400	ug/L	07/21/2022 10:40:0(	07/21/2022 17:36	100
Benzene	23000		500	110	ug/L	07/21/2022 10:40:0(	07/22/2022 11:09	500
Toluene	1300		100	55	ug/L	07/21/2022 10:40:0(	07/21/2022 17:36	100
Ethylbenzene	1700		100	24	ug/L	07/21/2022 10:40:0(	07/21/2022 17:36	100
Methyl tert-butyl ether	1900		100	24	ug/L	07/21/2022 10:40:0(	07/21/2022 17:36	100
Naphthalene	310	I	500	110	ug/L	07/21/2022 10:40:0(	07/21/2022 17:36	100
1,2-Dichloroethane	600		100	32	ug/L	07/21/2022 10:40:0(	07/21/2022 17:36	100
Ethyl tert-butyl ether	380	U	1000	380	ug/L	07/21/2022 10:40:0(	07/21/2022 17:36	100
tert-Amyl methyl ether	420	U	1000	420	ug/L	07/21/2022 10:40:0(	07/21/2022 17:36	100
Isopropyl ether	300	U	1000	300	ug/L	07/21/2022 10:40:0(	07/21/2022 17:36	100
tert-Butyl Alcohol	52000		10000	3500	ug/L	07/21/2022 10:40:0(	07/21/2022 17:36	100
tert-Amyl alcohol	38000		10000	3100	ug/L	07/21/2022 10:40:0(	07/21/2022 17:36	100
tert-Butyl formate	3300	U	10000	3300	ug/L	07/21/2022 10:40:0(	07/21/2022 17:36	100
Ethanol	5300	U	10000	5300	ug/L	07/21/2022 10:40:0(	07/21/2022 17:36	100
3,3-Dimethyl-1-butanol	4000	U	10000	4000	ug/L	07/21/2022 10:40:0(	07/21/2022 17:36	100
Surr: 4-Bromofluorobenzene	98.1		75-118	0	%REC	07/21/2022 10:40:0(	07/22/2022 11:09	500
Surr: 4-Bromofluorobenzene	98.4		75-118	0	%REC	07/21/2022 10:40:0(	07/21/2022 17:36	100
Surr: Dibromofluoromethane	105		82.5-121	0	%REC	07/21/2022 10:40:0(	07/22/2022 11:09	500
Surr: Dibromofluoromethane	106		82.5-121	0	%REC	07/21/2022 10:40:0(	07/21/2022 17:36	100
Surr: Toluene-d8	100		78.3-118	0	%REC	07/21/2022 10:40:0(	07/22/2022 11:09	500
Surr: Toluene-d8	102		78.3-118	0	%REC	07/21/2022 10:40:0(	07/21/2022 17:36	100
MICRO-EXTRACTABLE VOLATILE ORGANICS SW8011					(SW8011)			
1,2-Dibromoethane	56.5		41.9	32.0	ug/L	07/20/2022 15:22:5(	07/22/2022 14:01	2100
Surr: 4-Bromofluorobenzene	126		69.7-138	0	%REC	07/20/2022 15:22:5(	07/21/2022 19:54	1

FLDEP Qualifiers:

- V Indicates that the analyte was detected in both the sample and the method blank
- U Indicates that the compound was analyzed for but not detected
- I The reported value is between the laboratory method detection limit and the laboratory practical quantitation limit
- J Estimated value
- Q Sample held beyond the accepted holding time

AES Laboratory Qualifiers:

- S Spike recovery outside limits due to matrix
- R RPD outside limits due to matrix
- > Greater than result value
- < Less than result value

Analytical Environmental Services, Inc

Date: 27-Jul-22

Client:	Terracon Consultants	**Client Sample ID:**	MW-6
Project Name:	Eddins Pitt Stop	**Collection Date:**	7/13/2022 11:25:00 AM
Lab ID:	**2207J03-006**	**Matrix:**	Groundwater

Analyses	Result	Qual	Reporting Limit	MDL	Units	Prepared	Date Analyzed	DF
Volatile Organic Compounds SW8260D					(SW5030B)			
o-Xylene	0.27	U	1.0	0.27	ug/L	07/21/2022 10:40:0(	07/21/2022 14:40	1
tert-Amyl ethyl ether	4.0	U	20	4.0	ug/L	07/21/2022 10:40:0(	07/21/2022 14:40	1
Benzene	0.23	U	1.0	0.23	ug/L	07/21/2022 10:40:0(	07/21/2022 14:40	1
Toluene	0.55	U	1.0	0.55	ug/L	07/21/2022 10:40:0(	07/21/2022 14:40	1
Ethylbenzene	0.24	U	1.0	0.24	ug/L	07/21/2022 10:40:0(	07/21/2022 14:40	1
Methyl tert-butyl ether	0.24	U	1.0	0.24	ug/L	07/21/2022 10:40:0(	07/21/2022 14:40	1
Naphthalene	1.1	U	5.0	1.1	ug/L	07/21/2022 10:40:0(	07/21/2022 14:40	1
1,2-Dichloroethane	0.32	U	1.0	0.32	ug/L	07/21/2022 10:40:0(	07/21/2022 14:40	1
Ethyl tert-butyl ether	3.8	U	10	3.8	ug/L	07/21/2022 10:40:0(	07/21/2022 14:40	1
tert-Amyl methyl ether	4.2	U	10	4.2	ug/L	07/21/2022 10:40:0(	07/21/2022 14:40	1
Isopropyl ether	3.0	U	10	3.0	ug/L	07/21/2022 10:40:0(	07/21/2022 14:40	1
tert-Butyl Alcohol	35	U	100	35	ug/L	07/21/2022 10:40:0(	07/21/2022 14:40	1
tert-Amyl alcohol	31	U	100	31	ug/L	07/21/2022 10:40:0(	07/21/2022 14:40	1
tert-Butyl formate	33	U	100	33	ug/L	07/21/2022 10:40:0(	07/21/2022 14:40	1
Ethanol	53	U	100	53	ug/L	07/21/2022 10:40:0(	07/21/2022 14:40	1
3,3-Dimethyl-1-butanol	40	U	100	40	ug/L	07/21/2022 10:40:0(	07/21/2022 14:40	1
Surr: 4-Bromofluorobenzene	98.7		75-118	0	%REC	07/21/2022 10:40:0(	07/21/2022 14:40	1
Surr: Dibromofluoromethane	102		82.5-121	0	%REC	07/21/2022 10:40:0(	07/21/2022 14:40	1
Surr: Toluene-d8	97.5		78.3-118	0	%REC	07/21/2022 10:40:0(	07/21/2022 14:40	1
MICRO-EXTRACTABLE VOLATILE ORGANICS SW8011					(SW8011)			
1,2-Dibromoethane	0.015	U	0.020	0.015	ug/L	07/20/2022 15:22:5(	07/21/2022 20:10	1
Surr: 4-Bromofluorobenzene	120		69.7-138	0	%REC	07/20/2022 15:22:5(	07/21/2022 20:10	1

FLDEP Qualifiers:

- V Indicates that the analyte was detected in both the sample and the method blank
- U Indicates that the compound was analyzed for but not detected
- I The reported value is between the laboratory method detection limit and the laboratory practical quantitation limit
- J Estimated value
- Q Sample held beyond the accepted holding time

AES Laboratory Qualifiers:

- S Spike recovery outside limits due to matrix
- > Greater than result value
- R RPD outside limits due to matrix
- < Less than result value

Analytical Environmental Services, Inc

Date: 27-Jul-22

Client:	Terracon Consultants	**Client Sample ID:**	MW-14
Project Name:	Eddins Pitt Stop	**Collection Date:**	7/13/2022 12:00:00 PM
Lab ID:	**2207J03-007**	**Matrix:**	Groundwater

Analyses	Result	Qual	Reporting Limit	MDL	Units	Prepared	Date Analyzed	DF
Volatile Organic Compounds SW8260D					(SW5030B)			
o-Xylene	0.27	U	1.0	0.27	ug/L	07/21/2022 10:40:0(	07/21/2022 17:14	1
tert-Amyl ethyl ether	4.0	U	20	4.0	ug/L	07/21/2022 10:40:0(	07/21/2022 17:14	1
Benzene	0.27	I	1.0	0.23	ug/L	07/21/2022 10:40:0(	07/21/2022 17:14	1
Toluene	0.55	U	1.0	0.55	ug/L	07/21/2022 10:40:0(	07/21/2022 17:14	1
Ethylbenzene	0.24	U	1.0	0.24	ug/L	07/21/2022 10:40:0(	07/21/2022 17:14	1
Methyl tert-butyl ether	0.24	U	1.0	0.24	ug/L	07/21/2022 10:40:0(	07/21/2022 17:14	1
Naphthalene	1.1	U	5.0	1.1	ug/L	07/21/2022 10:40:0(	07/21/2022 17:14	1
1,2-Dichloroethane	0.32	U	1.0	0.32	ug/L	07/21/2022 10:40:0(	07/21/2022 17:14	1
Ethyl tert-butyl ether	3.8	U	10	3.8	ug/L	07/21/2022 10:40:0(	07/21/2022 17:14	1
tert-Amyl methyl ether	4.2	U	10	4.2	ug/L	07/21/2022 10:40:0(	07/21/2022 17:14	1
Isopropyl ether	3.0	U	10	3.0	ug/L	07/21/2022 10:40:0(	07/21/2022 17:14	1
tert-Butyl Alcohol	35	U	100	35	ug/L	07/21/2022 10:40:0(	07/21/2022 17:14	1
tert-Amyl alcohol	31	U	100	31	ug/L	07/21/2022 10:40:0(	07/21/2022 17:14	1
tert-Butyl formate	33	U	100	33	ug/L	07/21/2022 10:40:0(	07/21/2022 17:14	1
Ethanol	53	U	100	53	ug/L	07/21/2022 10:40:0(	07/21/2022 17:14	1
3,3-Dimethyl-1-butanol	40	U	100	40	ug/L	07/21/2022 10:40:0(	07/21/2022 17:14	1
Surr: 4-Bromofluorobenzene	96		75-118	0	%REC	07/21/2022 10:40:0(	07/21/2022 17:14	1
Surr: Dibromofluoromethane	103		82.5-121	0	%REC	07/21/2022 10:40:0(	07/21/2022 17:14	1
Surr: Toluene-d8	98.1		78.3-118	0	%REC	07/21/2022 10:40:0(	07/21/2022 17:14	1
MICRO-EXTRACTABLE VOLATILE ORGANICS SW8011					(SW8011)			
1,2-Dibromoethane	0.015	U	0.020	0.015	ug/L	07/20/2022 15:22:5(	07/21/2022 20:44	1
Surr: 4-Bromofluorobenzene	104		69.7-138	0	%REC	07/20/2022 15:22:5(	07/21/2022 20:44	1

FLDEP Qualifiers:

- V Indicates that the analyte was detected in both the sample and the method blank
- U Indicates that the compound was analyzed for but not detected
- I The reported value is between the laboratory method detection limit and the laboratory practical quantitation limit
- J Estimated value
- Q Sample held beyond the accepted holding time

AES Laboratory Qualifiers:

- S Spike recovery outside limits due to matrix
- R RPD outside limits due to matrix
- > Greater than result value
- < Less than result value

Analytical Environmental Services, Inc

Date: 27-Jul-22

Client:	Terracon Consultants	**Client Sample ID:**	MW-15
Project Name:	Eddins Pitt Stop	**Collection Date:**	7/13/2022 12:35:00 PM
Lab ID:	**2207J03-008**	**Matrix:**	Groundwater

Analyses	Result	Qual	Reporting Limit	MDL	Units	Prepared	Date Analyzed	DF
Volatile Organic Compounds SW8260D					(SW5030B)			
o-Xylene	0.27	U	1.0	0.27	ug/L	07/21/2022 10:40:0(	07/21/2022 15:02	1
tert-Amyl ethyl ether	4.0	U	20	4.0	ug/L	07/21/2022 10:40:0(	07/21/2022 15:02	1
Benzene	0.23	U	1.0	0.23	ug/L	07/21/2022 10:40:0(	07/21/2022 15:02	1
Toluene	0.55	U	1.0	0.55	ug/L	07/21/2022 10:40:0(	07/21/2022 15:02	1
Ethylbenzene	0.24	U	1.0	0.24	ug/L	07/21/2022 10:40:0(	07/21/2022 15:02	1
Methyl tert-butyl ether	0.24	U	1.0	0.24	ug/L	07/21/2022 10:40:0(	07/21/2022 15:02	1
Naphthalene	1.1	U	5.0	1.1	ug/L	07/21/2022 10:40:0(	07/21/2022 15:02	1
1,2-Dichloroethane	0.32	U	1.0	0.32	ug/L	07/21/2022 10:40:0(	07/21/2022 15:02	1
Ethyl tert-butyl ether	3.8	U	10	3.8	ug/L	07/21/2022 10:40:0(	07/21/2022 15:02	1
tert-Amyl methyl ether	4.2	U	10	4.2	ug/L	07/21/2022 10:40:0(	07/21/2022 15:02	1
Isopropyl ether	3.0	U	10	3.0	ug/L	07/21/2022 10:40:0(	07/21/2022 15:02	1
tert-Butyl Alcohol	35	U	100	35	ug/L	07/21/2022 10:40:0(	07/21/2022 15:02	1
tert-Amyl alcohol	31	U	100	31	ug/L	07/21/2022 10:40:0(	07/21/2022 15:02	1
tert-Butyl formate	33	U	100	33	ug/L	07/21/2022 10:40:0(	07/21/2022 15:02	1
Ethanol	53	U	100	53	ug/L	07/21/2022 10:40:0(	07/21/2022 15:02	1
3,3-Dimethyl-1-butanol	40	U	100	40	ug/L	07/21/2022 10:40:0(	07/21/2022 15:02	1
Surr: 4-Bromofluorobenzene	98.3		75-118	0	%REC	07/21/2022 10:40:0(	07/21/2022 15:02	1
Surr: Dibromofluoromethane	104		82.5-121	0	%REC	07/21/2022 10:40:0(	07/21/2022 15:02	1
Surr: Toluene-d8	98.7		78.3-118	0	%REC	07/21/2022 10:40:0(	07/21/2022 15:02	1
MICRO-EXTRACTABLE VOLATILE ORGANICS SW8011					(SW8011)			
1,2-Dibromoethane	0.015	U	0.020	0.015	ug/L	07/20/2022 15:22:5(	07/21/2022 21:01	1
Surr: 4-Bromofluorobenzene	101		69.7-138	0	%REC	07/20/2022 15:22:5(	07/21/2022 21:01	1

FLDEP Qualifiers:

- V Indicates that the analyte was detected in both the sample and the method blank
- U Indicates that the compound was analyzed for but not detected
- I The reported value is between the laboratory method detection limit and the laboratory practical quantitation limit
- J Estimated value
- Q Sample held beyond the accepted holding time

AES Laboratory Qualifiers:

- S Spike recovery outside limits due to matrix
- R RPD outside limits due to matrix
- > Greater than result value
- < Less than result value

Analytical Environmental Services, Inc

Date: 27-Jul-22

Client:	Terracon Consultants	**Client Sample ID:**	MW-15D
Project Name:	Eddins Pitt Stop	**Collection Date:**	7/13/2022 1:10:00 PM
Lab ID:	**2207J03-009**	**Matrix:**	Groundwater

Analyses	Result	Qual	Reporting Limit	MDL	Units	Prepared	Date Analyzed	DF
Volatile Organic Compounds SW8260D					(SW5030B)			
o-Xylene	0.27	U	1.0	0.27	ug/L	07/21/2022 10:40:0(	07/21/2022 15:24	1
tert-Amyl ethyl ether	4.0	U	20	4.0	ug/L	07/21/2022 10:40:0(	07/21/2022 15:24	1
Benzene	0.23	U	1.0	0.23	ug/L	07/21/2022 10:40:0(	07/21/2022 15:24	1
Toluene	0.55	U	1.0	0.55	ug/L	07/21/2022 10:40:0(	07/21/2022 15:24	1
Ethylbenzene	0.24	U	1.0	0.24	ug/L	07/21/2022 10:40:0(	07/21/2022 15:24	1
Methyl tert-butyl ether	0.24	U	1.0	0.24	ug/L	07/21/2022 10:40:0(	07/21/2022 15:24	1
Naphthalene	1.1	U	5.0	1.1	ug/L	07/21/2022 10:40:0(	07/21/2022 15:24	1
1,2-Dichloroethane	0.32	U	1.0	0.32	ug/L	07/21/2022 10:40:0(	07/21/2022 15:24	1
Ethyl tert-butyl ether	3.8	U	10	3.8	ug/L	07/21/2022 10:40:0(	07/21/2022 15:24	1
tert-Amyl methyl ether	4.2	U	10	4.2	ug/L	07/21/2022 10:40:0(	07/21/2022 15:24	1
Isopropyl ether	3.0	U	10	3.0	ug/L	07/21/2022 10:40:0(	07/21/2022 15:24	1
tert-Butyl Alcohol	35	U	100	35	ug/L	07/21/2022 10:40:0(	07/21/2022 15:24	1
tert-Amyl alcohol	31	U	100	31	ug/L	07/21/2022 10:40:0(	07/21/2022 15:24	1
tert-Butyl formate	33	U	100	33	ug/L	07/21/2022 10:40:0(	07/21/2022 15:24	1
Ethanol	53	U	100	53	ug/L	07/21/2022 10:40:0(	07/21/2022 15:24	1
3,3-Dimethyl-1-butanol	40	U	100	40	ug/L	07/21/2022 10:40:0(	07/21/2022 15:24	1
Surr: 4-Bromofluorobenzene	98.4		75-118	0	%REC	07/21/2022 10:40:0(	07/21/2022 15:24	1
Surr: Dibromofluoromethane	105		82.5-121	0	%REC	07/21/2022 10:40:0(	07/21/2022 15:24	1
Surr: Toluene-d8	99.2		78.3-118	0	%REC	07/21/2022 10:40:0(	07/21/2022 15:24	1
MICRO-EXTRACTABLE VOLATILE ORGANICS SW8011					(SW8011)			
1,2-Dibromoethane	0.015	U	0.020	0.015	ug/L	07/20/2022 15:22:5(	07/21/2022 21:17	1
Surr: 4-Bromofluorobenzene	95.8		69.7-138	0	%REC	07/20/2022 15:22:5(	07/21/2022 21:17	1

FLDEP Qualifiers:

- V Indicates that the analyte was detected in both the sample and the method blank
- U Indicates that the compound was analyzed for but not detected
- I The reported value is between the laboratory method detection limit and the laboratory practical quantitation limit
- J Estimated value
- Q Sample held beyond the accepted holding time

AES Laboratory Qualifiers:

- S Spike recovery outside limits due to matrix
- R RPD outside limits due to matrix
- > Greater than result value
- < Less than result value

Analytical Environmental Services, Inc

Date: 27-Jul-22

Client:	Terracon Consultants	**Client Sample ID:**	MW-16
Project Name:	Eddins Pitt Stop	**Collection Date:**	7/13/2022 1:45:00 PM
Lab ID:	**2207J03-010**	**Matrix:**	Groundwater

Analyses	Result	Qual	Reporting Limit	MDL	Units	Prepared	Date Analyzed	DF
Volatile Organic Compounds SW8260D					(SW5030B)			
o-Xylene	0.27	U	1.0	0.27	ug/L	07/21/2022 10:40:0(	07/21/2022 15:46	1
tert-Amyl ethyl ether	4.0	U	20	4.0	ug/L	07/21/2022 10:40:0(	07/21/2022 15:46	1
Benzene	0.23	U	1.0	0.23	ug/L	07/21/2022 10:40:0(	07/21/2022 15:46	1
Toluene	0.55	U	1.0	0.55	ug/L	07/21/2022 10:40:0(	07/21/2022 15:46	1
Ethylbenzene	0.24	U	1.0	0.24	ug/L	07/21/2022 10:40:0(	07/21/2022 15:46	1
Methyl tert-butyl ether	0.24	U	1.0	0.24	ug/L	07/21/2022 10:40:0(	07/21/2022 15:46	1
Naphthalene	1.1	U	5.0	1.1	ug/L	07/21/2022 10:40:0(	07/21/2022 15:46	1
1,2-Dichloroethane	0.32	U	1.0	0.32	ug/L	07/21/2022 10:40:0(	07/21/2022 15:46	1
Ethyl tert-butyl ether	3.8	U	10	3.8	ug/L	07/21/2022 10:40:0(	07/21/2022 15:46	1
tert-Amyl methyl ether	4.2	U	10	4.2	ug/L	07/21/2022 10:40:0(	07/21/2022 15:46	1
Isopropyl ether	3.0	U	10	3.0	ug/L	07/21/2022 10:40:0(	07/21/2022 15:46	1
tert-Butyl Alcohol	35	U	100	35	ug/L	07/21/2022 10:40:0(	07/21/2022 15:46	1
tert-Amyl alcohol	31	U	100	31	ug/L	07/21/2022 10:40:0(	07/21/2022 15:46	1
tert-Butyl formate	33	U	100	33	ug/L	07/21/2022 10:40:0(	07/21/2022 15:46	1
Ethanol	53	U	100	53	ug/L	07/21/2022 10:40:0(	07/21/2022 15:46	1
3,3-Dimethyl-1-butanol	40	U	100	40	ug/L	07/21/2022 10:40:0(	07/21/2022 15:46	1
Surr: 4-Bromofluorobenzene	97.9		75-118	0	%REC	07/21/2022 10:40:0(	07/21/2022 15:46	1
Surr: Dibromofluoromethane	105		82.5-121	0	%REC	07/21/2022 10:40:0(	07/21/2022 15:46	1
Surr: Toluene-d8	99.2		78.3-118	0	%REC	07/21/2022 10:40:0(	07/21/2022 15:46	1
MICRO-EXTRACTABLE VOLATILE ORGANICS SW8011					(SW8011)			
1,2-Dibromoethane	0.016	U	0.020	0.016	ug/L	07/20/2022 15:22:5(	07/21/2022 21:34	1
Surr: 4-Bromofluorobenzene	100		69.7-138	0	%REC	07/20/2022 15:22:5(	07/21/2022 21:34	1

FLDEP Qualifiers:

- V Indicates that the analyte was detected in both the sample and the method blank
- U Indicates that the compound was analyzed for but not detected
- I The reported value is between the laboratory method detection limit and the laboratory practical quantitation limit
- J Estimated value
- Q Sample held beyond the accepted holding time

AES Laboratory Qualifiers:

- S Spike recovery outside limits due to matrix
- R RPD outside limits due to matrix
- > Greater than result value
- < Less than result value

Analytical Environmental Services, Inc

Date: 27-Jul-22

Client:	Terracon Consultants	**Client Sample ID:**	MW-16D
Project Name:	Eddins Pitt Stop	**Collection Date:**	7/13/2022 2:20:00 PM
Lab ID:	**2207J03-011**	**Matrix:**	Groundwater

Analyses	Result	Qual	Reporting Limit	MDL	Units	Prepared	Date Analyzed	DF
Volatile Organic Compounds SW8260D					(SW5030B)			
o-Xylene	0.27	U	1.0	0.27	ug/L	07/21/2022 10:40:0(	07/21/2022 16:08	1
tert-Amyl ethyl ether	4.0	U	20	4.0	ug/L	07/21/2022 10:40:0(	07/21/2022 16:08	1
Benzene	0.23	U	1.0	0.23	ug/L	07/21/2022 10:40:0(	07/21/2022 16:08	1
Toluene	0.55	U	1.0	0.55	ug/L	07/21/2022 10:40:0(	07/21/2022 16:08	1
Ethylbenzene	0.24	U	1.0	0.24	ug/L	07/21/2022 10:40:0(	07/21/2022 16:08	1
Methyl tert-butyl ether	0.24	U	1.0	0.24	ug/L	07/21/2022 10:40:0(	07/21/2022 16:08	1
Naphthalene	1.1	U	5.0	1.1	ug/L	07/21/2022 10:40:0(	07/21/2022 16:08	1
1,2-Dichloroethane	0.32	U	1.0	0.32	ug/L	07/21/2022 10:40:0(	07/21/2022 16:08	1
Ethyl tert-butyl ether	3.8	U	10	3.8	ug/L	07/21/2022 10:40:0(	07/21/2022 16:08	1
tert-Amyl methyl ether	4.2	U	10	4.2	ug/L	07/21/2022 10:40:0(	07/21/2022 16:08	1
Isopropyl ether	3.0	U	10	3.0	ug/L	07/21/2022 10:40:0(	07/21/2022 16:08	1
tert-Butyl Alcohol	35	U	100	35	ug/L	07/21/2022 10:40:0(	07/21/2022 16:08	1
tert-Amyl alcohol	31	U	100	31	ug/L	07/21/2022 10:40:0(	07/21/2022 16:08	1
tert-Butyl formate	33	U	100	33	ug/L	07/21/2022 10:40:0(	07/21/2022 16:08	1
Ethanol	53	U	100	53	ug/L	07/21/2022 10:40:0(	07/21/2022 16:08	1
3,3-Dimethyl-1-butanol	40	U	100	40	ug/L	07/21/2022 10:40:0(	07/21/2022 16:08	1
Surr: 4-Bromofluorobenzene	97.6		75-118	0	%REC	07/21/2022 10:40:0(	07/21/2022 16:08	1
Surr: Dibromofluoromethane	104		82.5-121	0	%REC	07/21/2022 10:40:0(	07/21/2022 16:08	1
Surr: Toluene-d8	97.7		78.3-118	0	%REC	07/21/2022 10:40:0(	07/21/2022 16:08	1
MICRO-EXTRACTABLE VOLATILE ORGANICS SW8011					(SW8011)			
1,2-Dibromoethane	0.015	U	0.020	0.015	ug/L	07/20/2022 15:22:5(	07/21/2022 21:51	1
Surr: 4-Bromofluorobenzene	94.2		69.7-138	0	%REC	07/20/2022 15:22:5(	07/21/2022 21:51	1

FLDEP Qualifiers:

- V Indicates that the analyte was detected in both the sample and the method blank
- U Indicates that the compound was analyzed for but not detected
- I The reported value is between the laboratory method detection limit and the laboratory practical quantitation limit
- J Estimated value
- Q Sample held beyond the accepted holding time

AES Laboratory Qualifiers:

- S Spike recovery outside limits due to matrix
- R RPD outside limits due to matrix
- > Greater than result value
- < Less than result value

Analytical Environmental Services, Inc

Date: 27-Jul-22

Client:	Terracon Consultants	**Client Sample ID:**	MW-8
Project Name:	Eddins Pitt Stop	**Collection Date:**	7/13/2022 2:55:00 PM
Lab ID:	**2207J03-012**	**Matrix:**	Groundwater

Analyses	Result	Qual	Reporting Limit	MDL	Units	Prepared	Date Analyzed	DF
Volatile Organic Compounds SW8260D					(SW5030B)			
o-Xylene	170		1.0	0.27	ug/L	07/21/2022 10:40:0(	07/22/2022 11:31	1
tert-Amyl ethyl ether	4.0	U	20	4.0	ug/L	07/21/2022 10:40:0(	07/22/2022 11:31	1
Benzene	430		10	2.3	ug/L	07/21/2022 10:40:0(	07/22/2022 11:53	10
Toluene	4.6		1.0	0.55	ug/L	07/21/2022 10:40:0(	07/22/2022 11:31	1
Ethylbenzene	450		10	2.4	ug/L	07/21/2022 10:40:0(	07/22/2022 11:53	10
Methyl tert-butyl ether	0.24	U	1.0	0.24	ug/L	07/21/2022 10:40:0(	07/22/2022 11:31	1
Naphthalene	220		50	11	ug/L	07/21/2022 10:40:0(	07/22/2022 11:53	10
1,2-Dichloroethane	2.9		1.0	0.32	ug/L	07/21/2022 10:40:0(	07/22/2022 11:31	1
Ethyl tert-butyl ether	3.8	U	10	3.8	ug/L	07/21/2022 10:40:0(	07/22/2022 11:31	1
tert-Amyl methyl ether	4.2	U	10	4.2	ug/L	07/21/2022 10:40:0(	07/22/2022 11:31	1
Isopropyl ether	6.7	I	10	3.0	ug/L	07/21/2022 10:40:0(	07/22/2022 11:31	1
tert-Butyl Alcohol	35	U	100	35	ug/L	07/21/2022 10:40:0(	07/22/2022 11:31	1
tert-Amyl alcohol	890		100	31	ug/L	07/21/2022 10:40:0(	07/22/2022 11:31	1
tert-Butyl formate	33	U	100	33	ug/L	07/21/2022 10:40:0(	07/22/2022 11:31	1
Ethanol	53	U	100	53	ug/L	07/21/2022 10:40:0(	07/22/2022 11:31	1
3,3-Dimethyl-1-butanol	40	U	100	40	ug/L	07/21/2022 10:40:0(	07/22/2022 11:31	1
Surr: 4-Bromofluorobenzene	101		75-118	0	%REC	07/21/2022 10:40:0(	07/22/2022 11:53	10
Surr: 4-Bromofluorobenzene	105		75-118	0	%REC	07/21/2022 10:40:0(	07/22/2022 11:31	1
Surr: Dibromofluoromethane	104		82.5-121	0	%REC	07/21/2022 10:40:0(	07/22/2022 11:31	1
Surr: Dibromofluoromethane	104		82.5-121	0	%REC	07/21/2022 10:40:0(	07/22/2022 11:53	10
Surr: Toluene-d8	99.9		78.3-118	0	%REC	07/21/2022 10:40:0(	07/22/2022 11:31	1
Surr: Toluene-d8	99		78.3-118	0	%REC	07/21/2022 10:40:0(	07/22/2022 11:53	10
MICRO-EXTRACTABLE VOLATILE ORGANICS SW8011					(SW8011)			
1,2-Dibromoethane	0.015	U	0.020	0.015	ug/L	07/20/2022 15:22:5!	07/21/2022 22:08	1
Surr: 4-Bromofluorobenzene	89.5		69.7-138	0	%REC	07/20/2022 15:22:5!	07/21/2022 22:08	1

FLDEP Qualifiers:

- V Indicates that the analyte was detected in both the sample and the method blank
- U Indicates that the compound was analyzed for but not detected
- I The reported value is between the laboratory method detection limit and the laboratory practical quantitation limit
- J Estimated value
- Q Sample held beyond the accepted holding time

AES Laboratory Qualifiers:

- S Spike recovery outside limits due to matrix
- R RPD outside limits due to matrix
- > Greater than result value
- < Less than result value

Analytical Environmental Services, Inc

Date: 27-Jul-22

Client:	Terracon Consultants	**Client Sample ID:**	MW-19
Project Name:	Eddins Pitt Stop	**Collection Date:**	7/13/2022 3:30:00 PM
Lab ID:	**2207J03-013**	**Matrix:**	Groundwater

Analyses	Result	Qual	Reporting Limit	MDL	Units	Prepared	Date Analyzed	DF
Volatile Organic Compounds SW8260D					(SW5030B)			
o-Xylene	0.27	U	1.0	0.27	ug/L	07/21/2022 10:40:0(	07/21/2022 16:30	1
tert-Amyl ethyl ether	4.0	U	20	4.0	ug/L	07/21/2022 10:40:0(	07/21/2022 16:30	1
Benzene	0.23	U	1.0	0.23	ug/L	07/21/2022 10:40:0(	07/21/2022 16:30	1
Toluene	0.55	U	1.0	0.55	ug/L	07/21/2022 10:40:0(	07/21/2022 16:30	1
Ethylbenzene	0.24	U	1.0	0.24	ug/L	07/21/2022 10:40:0(	07/21/2022 16:30	1
Methyl tert-butyl ether	0.24	U	1.0	0.24	ug/L	07/21/2022 10:40:0(	07/21/2022 16:30	1
Naphthalene	1.1	U	5.0	1.1	ug/L	07/21/2022 10:40:0(	07/21/2022 16:30	1
1,2-Dichloroethane	25		1.0	0.32	ug/L	07/21/2022 10:40:0(	07/21/2022 16:30	1
Ethyl tert-butyl ether	3.8	U	10	3.8	ug/L	07/21/2022 10:40:0(	07/21/2022 16:30	1
tert-Amyl methyl ether	4.2	U	10	4.2	ug/L	07/21/2022 10:40:0(	07/21/2022 16:30	1
Isopropyl ether	9.2	I	10	3.0	ug/L	07/21/2022 10:40:0(	07/21/2022 16:30	1
tert-Butyl Alcohol	35	U	100	35	ug/L	07/21/2022 10:40:0(	07/21/2022 16:30	1
tert-Amyl alcohol	31	U	100	31	ug/L	07/21/2022 10:40:0(	07/21/2022 16:30	1
tert-Butyl formate	33	U	100	33	ug/L	07/21/2022 10:40:0(	07/21/2022 16:30	1
Ethanol	53	U	100	53	ug/L	07/21/2022 10:40:0(	07/21/2022 16:30	1
3,3-Dimethyl-1-butanol	40	U	100	40	ug/L	07/21/2022 10:40:0(	07/21/2022 16:30	1
Surr: 4-Bromofluorobenzene	98.5		75-118	0	%REC	07/21/2022 10:40:0(	07/21/2022 16:30	1
Surr: Dibromofluoromethane	104		82.5-121	0	%REC	07/21/2022 10:40:0(	07/21/2022 16:30	1
Surr: Toluene-d8	98		78.3-118	0	%REC	07/21/2022 10:40:0(	07/21/2022 16:30	1
MICRO-EXTRACTABLE VOLATILE ORGANICS SW8011					(SW8011)			
1,2-Dibromoethane	0.015	U	0.020	0.015	ug/L	07/20/2022 15:22:5(	07/21/2022 22:25	1
Surr: 4-Bromofluorobenzene	99.8		69.7-138	0	%REC	07/20/2022 15:22:5(	07/21/2022 22:25	1

FLDEP Qualifiers:

- V Indicates that the analyte was detected in both the sample and the method blank
- U Indicates that the compound was analyzed for but not detected
- I The reported value is between the laboratory method detection limit and the laboratory practical quantitation limit
- J Estimated value
- Q Sample held beyond the accepted holding time

AES Laboratory Qualifiers:

- S Spike recovery outside limits due to matrix
- R RPD outside limits due to matrix
- > Greater than result value
- < Less than result value

Analytical Environmental Services, Inc

Date: 27-Jul-22

Client:	Terracon Consultants	**Client Sample ID:**	MW-18D
Project Name:	Eddins Pitt Stop	**Collection Date:**	7/13/2022 4:05:00 PM
Lab ID:	**2207J03-014**	**Matrix:**	Groundwater

Analyses	Result	Qual	Reporting Limit	MDL	Units	Prepared	Date Analyzed	DF
Volatile Organic Compounds SW8260D					(SW5030B)			
o-Xylene	0.27	U	1.0	0.27	ug/L	07/21/2022 10:40:0(	07/21/2022 16:52	1
tert-Amyl ethyl ether	4.0	U	20	4.0	ug/L	07/21/2022 10:40:0(	07/21/2022 16:52	1
Benzene	0.23	U	1.0	0.23	ug/L	07/21/2022 10:40:0(	07/21/2022 16:52	1
Toluene	0.55	U	1.0	0.55	ug/L	07/21/2022 10:40:0(	07/21/2022 16:52	1
Ethylbenzene	0.24	U	1.0	0.24	ug/L	07/21/2022 10:40:0(	07/21/2022 16:52	1
Methyl tert-butyl ether	0.24	U	1.0	0.24	ug/L	07/21/2022 10:40:0(	07/21/2022 16:52	1
Naphthalene	1.1	U	5.0	1.1	ug/L	07/21/2022 10:40:0(	07/21/2022 16:52	1
1,2-Dichloroethane	0.32	U	1.0	0.32	ug/L	07/21/2022 10:40:0(	07/21/2022 16:52	1
Ethyl tert-butyl ether	3.8	U	10	3.8	ug/L	07/21/2022 10:40:0(	07/21/2022 16:52	1
tert-Amyl methyl ether	4.2	U	10	4.2	ug/L	07/21/2022 10:40:0(	07/21/2022 16:52	1
Isopropyl ether	3.0	U	10	3.0	ug/L	07/21/2022 10:40:0(	07/21/2022 16:52	1
tert-Butyl Alcohol	35	U	100	35	ug/L	07/21/2022 10:40:0(	07/21/2022 16:52	1
tert-Amyl alcohol	31	U	100	31	ug/L	07/21/2022 10:40:0(	07/21/2022 16:52	1
tert-Butyl formate	33	U	100	33	ug/L	07/21/2022 10:40:0(	07/21/2022 16:52	1
Ethanol	53	U	100	53	ug/L	07/21/2022 10:40:0(	07/21/2022 16:52	1
3,3-Dimethyl-1-butanol	40	U	100	40	ug/L	07/21/2022 10:40:0(	07/21/2022 16:52	1
Surr: 4-Bromofluorobenzene	98		75-118	0	%REC	07/21/2022 10:40:0(	07/21/2022 16:52	1
Surr: Dibromofluoromethane	106		82.5-121	0	%REC	07/21/2022 10:40:0(	07/21/2022 16:52	1
Surr: Toluene-d8	99.2		78.3-118	0	%REC	07/21/2022 10:40:0(	07/21/2022 16:52	1
MICRO-EXTRACTABLE VOLATILE ORGANICS SW8011					(SW8011)			
1,2-Dibromoethane	0.015	U	0.020	0.015	ug/L	07/20/2022 15:22:5(	07/21/2022 22:42	1
Surr: 4-Bromofluorobenzene	101		69.7-138	0	%REC	07/20/2022 15:22:5(	07/21/2022 22:42	1

FLDEP Qualifiers:

- V Indicates that the analyte was detected in both the sample and the method blank
- U Indicates that the compound was analyzed for but not detected
- I The reported value is between the laboratory method detection limit and the laboratory practical quantitation limit
- J Estimated value
- Q Sample held beyond the accepted holding time

AES Laboratory Qualifiers:

- S Spike recovery outside limits due to matrix
- R RPD outside limits due to matrix
- > Greater than result value
- < Less than result value

Analytical Environmental Services, Inc

Date: 27-Jul-22

SUMMARY OF ANALYTES DETECTED

Analyses	Result	Qual	MDL	Reporting Limit	Units	BatchID	Dilution Factor
Client Sample ID: MW-20				**Lab ID:** 2207J03-003			
Collection Date: 7/13/2022 9:30:00 AM				**Matrix:** Groundwater			
Volatile Organic Compounds SW8260D				**(SW5030B)**			
Methyl tert-butyl ether	16		0.24	1.0	ug/L	340111	1
Client Sample ID: MW-17				**Lab ID:** 2207J03-004			
Collection Date: 7/13/2022 10:05:00 AM				**Matrix:** Groundwater			
Volatile Organic Compounds SW8260D				**(SW5030B)**			
Benzene	0.64	J	0.23	1.0	ug/L	340111	1
Client Sample ID: MW-22				**Lab ID:** 2207J03-005			
Collection Date: 7/13/2022 10:45:00 AM				**Matrix:** Groundwater			
Volatile Organic Compounds SW8260D				**(SW5030B)**			
o-Xylene	2800		27	100	ug/L	340111	100
Benzene	23000		110	500	ug/L	340111	500
Toluene	1300		55	100	ug/L	340111	100
Ethylbenzene	1700		24	100	ug/L	340111	100
Methyl tert-butyl ether	1900		24	100	ug/L	340111	100
Naphthalene	310	J	110	500	ug/L	340111	100
1,2-Dichloroethane	600		32	100	ug/L	340111	100
tert-Butyl Alcohol	52000		3500	10000	ug/L	340111	100
tert-Amyl alcohol	38000		3100	10000	ug/L	340111	100
MICRO-EXTRACTABLE VOLATILE ORGANICS SW8011				**(SW8011)**			
1,2-Dibromoethane	56.5		32.0	41.9	ug/L	340010	2100
Client Sample ID: MW-14				**Lab ID:** 2207J03-007			
Collection Date: 7/13/2022 12:00:00 PM				**Matrix:** Groundwater			
Volatile Organic Compounds SW8260D				**(SW5030B)**			
Benzene	0.27	J	0.23	1.0	ug/L	340111	1
Client Sample ID: MW-8				**Lab ID:** 2207J03-012			
Collection Date: 7/13/2022 2:55:00 PM				**Matrix:** Groundwater			
Volatile Organic Compounds SW8260D				**(SW5030B)**			
o-Xylene	170		0.27	1.0	ug/L	340111	1
Benzene	430		2.3	10	ug/L	340111	10
Toluene	4.6		0.55	1.0	ug/L	340111	1
Ethylbenzene	450		2.4	10	ug/L	340111	10
Naphthalene	220		11	50	ug/L	340111	10
1,2-Dichloroethane	2.9		0.32	1.0	ug/L	340111	1
Isopropyl ether	6.7	J	3.0	10	ug/L	340111	1
tert-Amyl alcohol	890		31	100	ug/L	340111	1
Client Sample ID: MW-19				**Lab ID:** 2207J03-013			
Collection Date: 7/13/2022 3:30:00 PM				**Matrix:** Groundwater			
Volatile Organic Compounds SW8260D				**(SW5030B)**			
1,2-Dichloroethane	25		0.32	1.0	ug/L	340111	1
Isopropyl ether	9.2	J	3.0	10	ug/L	340111	1

Qualifiers:

- * Value exceeds maximum contaminant level
- BRL Below reporting limit
- H Holding times for preparation or analysis exceeded
- E Estimated (value above quantitation range)
- S Spike Recovery outside limits due to matrix
- Narr See case narrative

Analytical Environmental Services, Inc

Date: 27-Jul-22

SUMMARY OF ANALYTES DETECTED

Analyses	Result	Qual	MDL	Reporting Limit	Units	BatchID	Dilution Factor

N	Analyte not NELAC certified	F	Analyzed in the lab which is a deviation from the method
B	Analyte detected in the associated method blank	<	Less than Result value
>	Greater than Result value	J	Estimated value detected below Reporting Limit

Clear Save as

ANALYTICAL ENVIRONMENTAL SERVICES, INC.

SAMPLE/COOLER RECEIPT CHECKLIST

1. Client Name: **Access Analytical, Inc.** AES Work Order Number: **2207J03**

2. Carrier: FedEx ■ UPS ☐ USPS ☐ Client ☐ Courier ☐ Other _____

		Yes	No	N/A	Details	Comments
3.	Shipping container/cooler received in good condition?	◉	○	○	damaged ☐ leaking ☐ other ☐	
4.	Custody seals present on shipping container?	○	◉	○		
5.	Custody seals intact on shipping container?	○	○	◉		
6.	Temperature blanks present?	○	◉	○		
7.	Cooler temperature(s) within limits of 0-6°C? [See item 13 and 14 for temperature recordings.]	◉	○	○	Cooling initiated for recently collected samples / ice present ☐	
8.	Chain of Custody (COC) present?	◉	○	○		
9.	Chain of Custody signed, dated, and timed when relinquished and received?	◉	○	○		
10.	Sampler name and/or signature on COC?	◉	○	○		
11.	Were all samples received within holding time?	◉	○	○		
12.	TAT marked on the COC?	◉	○	○	If no TAT indicated, proceeded with standard TAT per Terms & Conditions. ☐	

13. Cooler 1 Temperature 0.4 °C Cooler 2 Temperature _____ °C Cooler 3 Temperature _____ °C Cooler 4 Temperature _____ °C

14. Cooler 5 Temperature _____ °C Cooler 6 Temperature _____ °C Cooler 7 Temperature _____ °C Cooler 8 Temperature _____ °C

15. Comments: _____

I certify that I have completed sections 1-15 (dated initials). HM 7/20/22

		Yes	No	N/A	Details	Comments
16.	Were sample containers intact upon receipt?	◉	○	○		
17.	Custody seals present on sample containers?	○	◉	○		
18.	Custody seals intact on sample containers?	○	○	◉		
19.	Do sample container labels match the COC?	◉	○	○	incomplete info ☐ illegible ☐ no label ☐ other ☐	
20.	Are analyses requested indicated on the COC?	◉	○	○		
21.	Were all of the samples listed on the COC received?	◉	○	○	samples received but not listed on COC ☐ samples listed on COC not received ☐	
22.	Was the sample collection date/time noted?	◉	○	○		
23.	Did we receive sufficient sample volume for indicated analyses?	◉	○	○		
24.	Were samples received in appropriate containers?	◉	○	○		
25.	Were VOA samples received without headspace (< 1/4" bubble)?	◉	○	○		
26.	Were trip blanks submitted?	◉	○	○	listed on COC ■ not listed on COC ☐	

27. Comments: _____

I certify that I have completed sections 16-27 (dated initials). HM 7/20/22

This section only applies to samples where pH can be checked at Sample Receipt.

		Yes	No	N/A	Details	Comments
28.	Have containers needing chemical preservation been checked? *	○	○	◉		
29.	Containers meet preservation guidelines?	○	○	◉		
30.	Was pH adjusted at Sample Receipt?	○	○	◉		

* Note: Certain analyses require chemical preservation but must be checked in the laboratory and not upon Sample Receipt such as Coliforms, VOCs and Oil & Grease/TPH.
This also excludes metals by EPA 200.7, 200.8 and 245.1 which will be verified between 16 and 24 hours after preservation.

I certify that I have completed sections 28-30 (dated initials). HM 7/20/22

Locked

Client: Terracon Consultants
Project Name: Eddins Pitt Stop
Workorder: 2207J03

ANALYTICAL QC SUMMARY REPORT

BatchID: 340010

Sample ID: **MB-340010**	Client ID:		Units: **ug/L**	Prep Date: **07/20/2022**	Run No: **491887**
SampleType: **MBLK**	TestCode: **MICRO-EXTRACTABLE VOLATILE ORGANICS SW8011**		BatchID: **340010**	Analysis Date: **07/21/2022**	Seq No: **11472860**

Analyte	Result	RPT Limit	SPK value	SPK Ref Val	%REC	Low Limit	High Limit	RPD Ref Val	%RPD	RPD Limit	Qual
1,2-Dibromoethane	BRL	0.020									
Surr: 4-Bromofluorobenzene	5.056	0	5.000		101	70	130				

Sample ID: **LCS-340010**	Client ID:		Units: **ug/L**	Prep Date: **07/20/2022**	Run No: **491887**
SampleType: **LCS**	TestCode: **MICRO-EXTRACTABLE VOLATILE ORGANICS SW8011**		BatchID: **340010**	Analysis Date: **07/21/2022**	Seq No: **11472861**

Analyte	Result	RPT Limit	SPK value	SPK Ref Val	%REC	Low Limit	High Limit	RPD Ref Val	%RPD	RPD Limit	Qual
1,2-Dibromoethane	0.1000	0.020	0.1000		100	60	140				
Surr: 4-Bromofluorobenzene	4.747	0	5.000		94.9	70	130				

Sample ID: **LCSD-340010**	Client ID:		Units: **ug/L**	Prep Date: **07/20/2022**	Run No: **491887**
SampleType: **LCSD**	TestCode: **MICRO-EXTRACTABLE VOLATILE ORGANICS SW8011**		BatchID: **340010**	Analysis Date: **07/21/2022**	Seq No: **11472862**

Analyte	Result	RPT Limit	SPK value	SPK Ref Val	%REC	Low Limit	High Limit	RPD Ref Val	%RPD	RPD Limit	Qual
1,2-Dibromoethane	0.1050	0.020	0.1000		105	60	140	0.1000	4.88	15.6	
Surr: 4-Bromofluorobenzene	4.719	0	5.000		94.4	70	130	4.747	0	0	

Sample ID: **2207J03-004BMS**	Client ID: **MW-17**		Units: **ug/L**	Prep Date: **07/20/2022**	Run No: **491887**
SampleType: **MS**	TestCode: **MICRO-EXTRACTABLE VOLATILE ORGANICS SW8011**		BatchID: **340010**	Analysis Date: **07/21/2022**	Seq No: **11472878**

Analyte	Result	RPT Limit	SPK value	SPK Ref Val	%REC	Low Limit	High Limit	RPD Ref Val	%RPD	RPD Limit	Qual
1,2-Dibromoethane	0.09980	0.020	0.0988		101	67.7	130				
Surr: 4-Bromofluorobenzene	5.050	0	4.941		102	69.7	138				

Sample ID: **2207J03-003BDUP**	Client ID: **MW-20**		Units: **ug/L**	Prep Date: **07/20/2022**	Run No: **491887**
SampleType: **DUP**	TestCode: **MICRO-EXTRACTABLE VOLATILE ORGANICS SW8011**		BatchID: **340010**	Analysis Date: **07/21/2022**	Seq No: **11472880**

Analyte	Result	RPT Limit	SPK value	SPK Ref Val	%REC	Low Limit	High Limit	RPD Ref Val	%RPD	RPD Limit	Qual
1,2-Dibromoethane	BRL	0.020						0	0	30	

Qualifiers:

>	Greater than Result value	<	Less than Result value	B	Analyte detected in the associated method blank
BRL	Below reporting limit	E	Estimated (value above quantitation range)	H	Holding times for preparation or analysis exceeded
J	Estimated value detected below Reporting Limit	N	Analyte not NELAC certified	R	RPD outside limits due to matrix
Rpt Lim	Reporting Limit	S	Spike Recovery outside limits due to matrix		

Client: Terracon Consultants
Project Name: Eddins Pitt Stop
Workorder: 2207J03

ANALYTICAL QC SUMMARY REPORT

BatchID: 340010

Sample ID: **2207J03-003BDUP** Client ID: **MW-20** Units: **ug/L** Prep Date: **07/20/2022** Run No: **491887**
SampleType: **DUP** TestCode: **MICRO-EXTRACTABLE VOLATILE ORGANICS SW8011** BatchID: **340010** Analysis Date: **07/21/2022** Seq No: **11472880**

Analyte	Result	RPT Limit	SPK value	SPK Ref Val	%REC	Low Limit	High Limit	RPD Ref Val	%RPD	RPD Limit	Qual
Surr: 4-Bromofluorobenzene	4.493	0	5.003		89.8	69.7	138	5.243	0	0	

Qualifiers:

>	Greater than Result value	<	Less than Result value	B	Analyte detected in the associated method blank
BRL	Below reporting limit	E	Estimated (value above quantitation range)	H	Holding times for preparation or analysis exceeded
J	Estimated value detected below Reporting Limit	N	Analyte not NELAC certified	R	RPD outside limits due to matrix
Rpt Lim	Reporting Limit	S	Spike Recovery outside limits due to matrix		

Client: Terracon Consultants
Project Name: Eddins Pitt Stop
Workorder: 2207J03

ANALYTICAL QC SUMMARY REPORT

BatchID: 340111

Sample ID: **MB-340111** Client ID: Units: **ug/L** Prep Date: **07/21/2022** Run No: **491820**
SampleType: **MBLK** TestCode: **Volatile Organic Compounds SW8260D** BatchID: **340111** Analysis Date: **07/21/2022** Seq No: **11470984**

Analyte	Result	RPT Limit	SPK value	SPK Ref Val	%REC	Low Limit	High Limit	RPD Ref Val	%RPD	RPD Limit	Qual
1,2-Dichloroethane	BRL	1.0									
3,3-Dimethyl-1-butanol	BRL	100									
Benzene	BRL	1.0									
Ethanol	BRL	100									
Ethyl tert-butyl ether	BRL	10									
Ethylbenzene	BRL	1.0									
Isopropyl ether	BRL	10									
Methyl tert-butyl ether	BRL	1.0									
Naphthalene	BRL	5.0									
o-Xylene	BRL	1.0									
tert-Amyl alcohol	BRL	100									
tert-Amyl ethyl ether	BRL	20									
tert-Amyl methyl ether	BRL	10									
tert-Butyl Alcohol	BRL	100									
tert-Butyl formate	BRL	100									
Toluene	BRL	1.0									
Surr: 4-Bromofluorobenzene	49.83	0	50.00		99.7	75	118				
Surr: Dibromofluoromethane	55.08	0	50.00		110	82.5	121				
Surr: Toluene-d8	50.50	0	50.00		101	78.3	118				

Sample ID: **LCS-340111** Client ID: Units: **ug/L** Prep Date: **07/21/2022** Run No: **491820**
SampleType: **LCS** TestCode: **Volatile Organic Compounds SW8260D** BatchID: **340111** Analysis Date: **07/21/2022** Seq No: **11471014**

Analyte	Result	RPT Limit	SPK value	SPK Ref Val	%REC	Low Limit	High Limit	RPD Ref Val	%RPD	RPD Limit	Qual
1,2-Dichloroethane	48.66	1.0	50.00		97.3	70	130				
3,3-Dimethyl-1-butanol	421.4	100	500.0		84.3	70	130				
Benzene	53.37	1.0	50.00		107	80.4	126				
Ethanol	558.5	100	500.0		112	70	130				

Qualifiers:

>	Greater than Result value	<	Less than Result value	B	Analyte detected in the associated method blank
BRL	Below reporting limit	E	Estimated (value above quantitation range)	H	Holding times for preparation or analysis exceeded
J	Estimated value detected below Reporting Limit	N	Analyte not NELAC certified	R	RPD outside limits due to matrix
Rpt Lim	Reporting Limit	S	Spike Recovery outside limits due to matrix		

Client: Terracon Consultants
Project Name: Eddins Pitt Stop
Workorder: 2207J03

ANALYTICAL QC SUMMARY REPORT

BatchID: 340111

Sample ID: **LCS-340111** Client ID: Units: **ug/L** Prep Date: **07/21/2022** Run No: **491820**
SampleType: **LCS** TestCode: **Volatile Organic Compounds SW8260D** BatchID: **340111** Analysis Date: **07/21/2022** Seq No: **11471014**

Analyte	Result	RPT Limit	SPK value	SPK Ref Val	%REC	Low Limit	High Limit	RPD Ref Val	%RPD	RPD Limit	Qual
Ethylbenzene	51.61	1.0	50.00		103	82.7	125				
Methyl tert-butyl ether	58.11	1.0	50.00		116	70.8	129				
Naphthalene	41.72	5.0	50.00		83.4	70	130				
o-Xylene	52.10	1.0	50.00		104	81.1	124				
tert-Amyl alcohol	478.1	100	500.0		95.6	70	130				
tert-Amyl ethyl ether	119.6	20	100.0		120	70	130				
tert-Butyl Alcohol	489.6	100	500.0		97.9	70	130				
tert-Butyl formate	575.8	100	500.0		115	70	130				
Toluene	52.57	1.0	50.00		105	79.2	124				
Surr: 4-Bromofluorobenzene	50.77	0	50.00		102	75	118				
Surr: Dibromofluoromethane	52.91	0	50.00		106	82.5	121				
Surr: Toluene-d8	52.35	0	50.00		105	78.3	118				

Sample ID: **2207J03-011AMS** Client ID: **MW-16D** Units: **ug/L** Prep Date: **07/21/2022** Run No: **491820**
SampleType: **MS** TestCode: **Volatile Organic Compounds SW8260D** BatchID: **340111** Analysis Date: **07/22/2022** Seq No: **11471746**

Analyte	Result	RPT Limit	SPK value	SPK Ref Val	%REC	Low Limit	High Limit	RPD Ref Val	%RPD	RPD Limit	Qual
1,2-Dichloroethane	56.33	1.0	50.00		113	72.1	135				
3,3-Dimethyl-1-butanol	507.8	100	500.0		102	60.1	130				
Benzene	57.86	1.0	50.00		116	70.5	136				
Ethanol	460.2	100	500.0		92.0	61.9	140				
Ethyl tert-butyl ether	114.5	10	100.0		115	71.2	122				
Ethylbenzene	57.22	1.0	50.00		114	70	134				
Isopropyl ether	125.1	10	100.0		125	71	133				
Methyl tert-butyl ether	54.20	1.0	50.00		108	65.7	136				
Naphthalene	52.94	5.0	50.00		106	58.6	135				
o-Xylene	55.54	1.0	50.00		111	67.1	136				
tert-Amyl alcohol	565.2	100	500.0		113	69.7	140				

Qualifiers:

>	Greater than Result value	<	Less than Result value	B	Analyte detected in the associated method blank
BRL	Below reporting limit	E	Estimated (value above quantitation range)	H	Holding times for preparation or analysis exceeded
J	Estimated value detected below Reporting Limit	N	Analyte not NELAC certified	R	RPD outside limits due to matrix
Rpt Lim	Reporting Limit	S	Spike Recovery outside limits due to matrix		

Client: Terracon Consultants
Project Name: Eddins Pitt Stop
Workorder: 2207J03

ANALYTICAL QC SUMMARY REPORT

BatchID: 340111

Sample ID: **2207J03-011AMS** Client ID: **MW-16D** Units: **ug/L** Prep Date: **07/21/2022** Run No: **491820**
SampleType: **MS** TestCode: **Volatile Organic Compounds SW8260D** BatchID: **340111** Analysis Date: **07/22/2022** Seq No: **11471746**

Analyte	Result	RPT Limit	SPK value	SPK Ref Val	%REC	Low Limit	High Limit	RPD Ref Val	%RPD	RPD Limit	Qual
tert-Amyl ethyl ether	113.4	20	100.0		113	72.2	124				
tert-Amyl methyl ether	112.8	10	100.0		113	70.1	126				
tert-Butyl Alcohol	648.7	100	500.0		130	67	140				
tert-Butyl formate	400.1	100	500.0		80.0	60	134				
Toluene	56.36	1.0	50.00		113	66.4	140				
Surr: 4-Bromofluorobenzene	49.97	0	50.00		99.9	75	118				
Surr: Dibromofluoromethane	50.99	0	50.00		102	82.5	121				
Surr: Toluene-d8	51.15	0	50.00		102	78.3	118				

Sample ID: **2207J03-010ADUP** Client ID: **MW-16** Units: **ug/L** Prep Date: **07/21/2022** Run No: **491820**
SampleType: **DUP** TestCode: **Volatile Organic Compounds SW8260D** BatchID: **340111** Analysis Date: **07/22/2022** Seq No: **11471745**

Analyte	Result	RPT Limit	SPK value	SPK Ref Val	%REC	Low Limit	High Limit	RPD Ref Val	%RPD	RPD Limit	Qual
1,2-Dichloroethane	BRL	1.0						0	0	30	
3,3-Dimethyl-1-butanol	BRL	100						0	0	30	
Benzene	BRL	1.0						0	0	30	
Ethanol	BRL	100						0	0	30	
Ethyl tert-butyl ether	BRL	10						0	0	30	
Ethylbenzene	BRL	1.0						0	0	30	
Isopropyl ether	BRL	10						0	0	30	
Methyl tert-butyl ether	BRL	1.0						0	0	30	
Naphthalene	BRL	5.0						0	0	30	
o-Xylene	BRL	1.0						0	0	30	
tert-Amyl alcohol	BRL	100						0	0	30	
tert-Amyl ethyl ether	BRL	20						0	0	30	
tert-Amyl methyl ether	BRL	10						0	0	30	
tert-Butyl Alcohol	BRL	100						0	0	30	
tert-Butyl formate	BRL	100						0	0	30	

Qualifiers:

>	Greater than Result value	<	Less than Result value	B	Analyte detected in the associated method blank
BRL	Below reporting limit	E	Estimated (value above quantitation range)	H	Holding times for preparation or analysis exceeded
J	Estimated value detected below Reporting Limit	N	Analyte not NELAC certified	R	RPD outside limits due to matrix
Rpt Lim	Reporting Limit	S	Spike Recovery outside limits due to matrix		

Client: Terracon Consultants
Project Name: Eddins Pitt Stop
Workorder: 2207J03

ANALYTICAL QC SUMMARY REPORT

BatchID: 340111

Sample ID: **2207J03-010ADUP** Client ID: **MW-16** Units: **ug/L** Prep Date: **07/21/2022** Run No: **491820**
SampleType: **DUP** TestCode: **Volatile Organic Compounds SW8260D** BatchID: **340111** Analysis Date: **07/22/2022** Seq No: **11471745**

Analyte	Result	RPT Limit	SPK value	SPK Ref Val	%REC	Low Limit	High Limit	RPD Ref Val	%RPD	RPD Limit	Qual
Toluene	BRL	1.0						0	0	30	
Surr: 4-Bromofluorobenzene	48.70	0				75	118	48.97	0	30	
Surr: Dibromofluoromethane	52.80	0				82.5	121	52.74	0	30	
Surr: Toluene-d8	49.50	0				78.3	118	49.60	0	30	

Qualifiers:

>	Greater than Result value	<	Less than Result value	B	Analyte detected in the associated method blank
BRL	Below reporting limit	E	Estimated (value above quantitation range)	H	Holding times for preparation or analysis exceeded
J	Estimated value detected below Reporting Limit	N	Analyte not NELAC certified	R	RPD outside limits due to matrix
Rpt Lim	Reporting Limit	S	Spike Recovery outside limits due to matrix		

End of Report

ACCESS ANALYTICAL, INC.

ANALYTICAL REPORT

CLIENT

Terracon Consultants, Inc.
521 Clemson Rd
Columbia SC 29229

ATTENTION
Jordan Floyd

PROJECT ID
Eddie's Pitt Stop

LABORATORY REPORT NUMBER
2208241

DATE
August 09, 2022

Primary Data Review By

Chris Pafford
Project Manager, AES

Secondary Data Review By

Ashley Amick
Project Manager, Access Analytical
aamick@axs-inc.com

PLEASE NOTE:

- **Unless otherwise noted, all analysis on this report performed at Analytical Environmental Services Inc. (AES Inc), 3080 Presidential Drive, Atlanta, GA 30340.**
- **AES is SCDHEC certified laboratory # 98016, NCDENR certified lab # 562, GA certified lab # FL-E87582, NELAP certified laboratory # E87582**
- **AIHA-LAP,LLC Laboratory ID:100671 for Industrial Hygiene samples (Organics, Metals, PCM Asbestos, Gravimetric), Environmental Lead (Paint, Soil, Dust Wipes, Air), and Environmental Microbiology (Fungal) Direct Examination.**
- Local support services for this project are provided by Access Analytical, Inc. Access Analytical is a representative of AES serving client in the SC/NC/GA areas. All questions regarding this report should be directed to your local Access Analytical representative at 803.781.4243 or toll fee at 883.315.4243

Access Lab Report #: _____

Sub Lab (if applicable): _____ / Sub Report #: _____

Client Purchase Order #: _____

Access Estimate #: _____

Access Analytical, Inc.
15 Thames Valley Rd. ~ Irmo, SC 29063
Phone: 803-781-4243 / Fax: 803-781-4303 / www.axs-inc.com
SCDHEC Lab Certification # 32571
NELAC Lab ID # E871145

Chain of Custody Record

2208241

Client:	Terracon Consultants
Attn:	Jordan Floyd
Address:	521 Clemson Rd
City:	Columbia
State:	SC
Zip Code:	29229
Phone:	
Fax:	
Email:	Jordan.Floyd@terracon.com
Project Name:	Eddie's Pit Stop
Sampled By (Signature):	

Preservatives (see codes):

Bottle Types (see codes):

REQUESTED LAB ANALYSIS: → BTEXNM, 12MA 524.2 | Oxy 8260 | EDB 504.1

Lab ID:	Sample Name:	Date Collected:	Time Collected:	C=Comp G=Grab	Matrix (see codes)	Program Area (see codes)	Total # Containers	# Containers per Test >>		
	TB	7/28/22	8:00	G	GW	SHW	2	2		
	FB	7/28/22	11:10	G	GW	SHW	6	2	2	2
	PW-1	7/28/22	11:45	G	GW	SHW	6	2	2	2

Preservation Codes / Bottle Types:

*Preservative Codes:
0 = None, 1 = HCL, 2 = HNO3, 3 = H_2SO_4, 4 = NaOH, 5 = $Na_2S_2O_3$, 6 = Method 5035 set w/ $NaHSO_4$ & CH3OH, 7 = NaOH/ZnOAc, 8 = H_3PO_4, 9 = cooled to ≤6°C, 10 = cooled to ≤10°C, 11 = Amm.Cl., 12 = Ascorbic Acid / HCL, 13 = EDA

*Matrix Codes:
GW = ground water, WW = waste water, DW = drinking water, SW = surface/storm water, S = soil, SL = sludge, A = air, IW = industrial waste, O = other (specify in comments section)

*Program Area Codes:
CWA = Clean Water Act (for wastewaters), SDWA = Safe Drinking Water Act (for drinking water), SHW = Solid and Hazardous Wastes (for soils, ground waters and waste samples)

*Container Type: G = Glass, P = Plastic

Notes / Comments

Turnaround Time Requested:		Project Location:		Relinquished By:	Received By:	Date:	Time (24hr):	Samples Received on Ice:
Standard	✓	SC	✓		Christine Cole	7/29/22	1029	✓Y ___N ___N/A
Rush *		NC		Christine Cole	Fed Ex		1700	___Y ___N ___N/A
*Date Required		Other (Specify):						___Y ___N ___N/A
Rush data emailed/faxed by end of business day on date required. Standard TAT is 7-10 business days.						8/2/22	10:05	___Y ___N ___N/A

Received in lab by: Chill

Sample Temp. Received in Lab: 2.1 (°C)

Ref: RT1 Ref: RT2

Chain of Custody Page ____ of ____

White Copy: Lab original / Canary Copy: Client Copy

NOTE: Relinquishing samples via this Chain of Custody document constitutes client acceptance of Access Analytical terms and conditions

Analytical Environmental Services, Inc

Date: 9-Aug-22

Client: Terracon Consultants, Inc.
Project: Eddie's Pitt Stop
Lab ID: 2208241

Case Narrative

Sample Receiving Nonconformance:

Samples for BTEX/M/N/12DCA and EDB were subcontracted to another laboratory for DW analyses at the request of Angela Martin via e-mail on 8/3/2022. Only 8260 Oxy's were analyzed on the samples received.

Sample DUP PW-1 was received but not listed on the COC. Laboratory proceeded by analyzing the extra sample for the same analyses as the rest at the request of the client.

Analytical Environmental Services, Inc

Date: 9-Aug-22

Client:	Terracon Consultants, Inc.	**Client Sample ID:**	FB
Project Name:	Eddie's Pitt Stop	**Collection Date:**	7/28/2022 11:10:00 AM
Lab ID:	**2208241-002**	**Matrix:**	Groundwater

Analyses	Result	Qual	Reporting Limit	MDL	Units	Prepared	Date Analyzed	DF
Volatile Organic Compounds SW8260D					(SW5030B)			
Ethyl tert-butyl ether	3.8	U	10	3.8	ug/L	08/03/2022 10:49:0(	08/03/2022 16:00	1
tert-Amyl methyl ether	4.2	U	10	4.2	ug/L	08/03/2022 10:49:0(	08/03/2022 16:00	1
Isopropyl ether	3.0	U	10	3.0	ug/L	08/03/2022 10:49:0(	08/03/2022 16:00	1
tert-Butyl Alcohol	35	U	100	35	ug/L	08/03/2022 10:49:0(	08/03/2022 16:00	1
tert-Amyl alcohol	31	U	100	31	ug/L	08/03/2022 10:49:0(	08/03/2022 16:00	1
tert-Butyl formate	33	U	100	33	ug/L	08/03/2022 10:49:0(	08/03/2022 16:00	1
Ethanol	53	U	100	53	ug/L	08/03/2022 10:49:0(	08/03/2022 16:00	1
3,3-Dimethyl-1-butanol	40	U	100	40	ug/L	08/03/2022 10:49:0(	08/03/2022 16:00	1
Surr: 4-Bromofluorobenzene	97.2		75-118	0	%REC	08/03/2022 10:49:0(	08/03/2022 16:00	1
Surr: Dibromofluoromethane	104		82.5-121	0	%REC	08/03/2022 10:49:0(	08/03/2022 16:00	1
Surr: Toluene-d8	94.1		78.3-118	0	%REC	08/03/2022 10:49:0(	08/03/2022 16:00	1

FLDEP Qualifiers:

- V Indicates that the analyte was detected in both the sample and the method blank
- U Indicates that the compound was analyzed for but not detected
- I The reported value is between the laboratory method detection limit and the laboratory practical quantitation limit
- J Estimated value
- Q Sample held beyond the accepted holding time

AES Laboratory Qualifiers:

- S Spike recovery outside limits due to matrix
- R RPD outside limits due to matrix
- > Greater than result value
- < Less than result value

Analytical Environmental Services, Inc

Date: 9-Aug-22

Client:	Terracon Consultants, Inc.	**Client Sample ID:**	PW-1
Project Name:	Eddie's Pitt Stop	**Collection Date:**	7/28/2022 11:45:00 AM
Lab ID:	**2208241-003**	**Matrix:**	Groundwater

Analyses	Result	Qual	Reporting Limit	MDL	Units	Prepared	Date Analyzed	DF
Volatile Organic Compounds SW8260D					(SW5030B)			
Ethyl tert-butyl ether	3.8	U	10	3.8	ug/L	08/03/2022 10:49:0(	08/03/2022 18:58	1
tert-Amyl methyl ether	4.2	U	10	4.2	ug/L	08/03/2022 10:49:0(	08/03/2022 18:58	1
Isopropyl ether	3.0	U	10	3.0	ug/L	08/03/2022 10:49:0(	08/03/2022 18:58	1
tert-Butyl Alcohol	35	U	100	35	ug/L	08/03/2022 10:49:0(	08/03/2022 18:58	1
tert-Amyl alcohol	31	U	100	31	ug/L	08/03/2022 10:49:0(	08/03/2022 18:58	1
tert-Butyl formate	33	U	100	33	ug/L	08/03/2022 10:49:0(	08/03/2022 18:58	1
Ethanol	53	U	100	53	ug/L	08/03/2022 10:49:0(	08/03/2022 18:58	1
3,3-Dimethyl-1-butanol	40	U	100	40	ug/L	08/03/2022 10:49:0(	08/03/2022 18:58	1
Surr: 4-Bromofluorobenzene	92.6		75-118	0	%REC	08/03/2022 10:49:0(	08/03/2022 18:58	1
Surr: Dibromofluoromethane	100		82.5-121	0	%REC	08/03/2022 10:49:0(	08/03/2022 18:58	1
Surr: Toluene-d8	91.9		78.3-118	0	%REC	08/03/2022 10:49:0(	08/03/2022 18:58	1

FLDEP Qualifiers:

- V Indicates that the analyte was detected in both the sample and the method blank
- U Indicates that the compound was analyzed for but not detected
- I The reported value is between the laboratory method detection limit and the laboratory practical quantitation limit
- J Estimated value
- Q Sample held beyond the accepted holding time

AES Laboratory Qualifiers:

- S Spike recovery outside limits due to matrix
- > Greater than result value
- R RPD outside limits due to matrix
- < Less than result value

Analytical Environmental Services, Inc **Date:** 9-Aug-22

Client:	Terracon Consultants, Inc.	**Client Sample ID:**	DUP PW-1
Project Name:	Eddie's Pitt Stop	**Collection Date:**	7/28/2022 11:45:00 AM
Lab ID:	**2208241-004**	**Matrix:**	Groundwater

Analyses	Result	Qual	Reporting Limit	MDL	Units	Prepared	Date Analyzed	DF
Volatile Organic Compounds SW8260D					(SW5030B)			
Ethyl tert-butyl ether	3.8	U	10	3.8	ug/L	08/03/2022 10:49:0(	08/03/2022 19:21	1
tert-Amyl methyl ether	4.2	U	10	4.2	ug/L	08/03/2022 10:49:0(	08/03/2022 19:21	1
Isopropyl ether	3.0	U	10	3.0	ug/L	08/03/2022 10:49:0(	08/03/2022 19:21	1
tert-Butyl Alcohol	35	U	100	35	ug/L	08/03/2022 10:49:0(	08/03/2022 19:21	1
tert-Amyl alcohol	31	U	100	31	ug/L	08/03/2022 10:49:0(	08/03/2022 19:21	1
tert-Butyl formate	33	U	100	33	ug/L	08/03/2022 10:49:0(	08/03/2022 19:21	1
Ethanol	53	U	100	53	ug/L	08/03/2022 10:49:0(	08/03/2022 19:21	1
3,3-Dimethyl-1-butanol	40	U	100	40	ug/L	08/03/2022 10:49:0(	08/03/2022 19:21	1
Surr: 4-Bromofluorobenzene	93.5		75-118	0	%REC	08/03/2022 10:49:0(	08/03/2022 19:21	1
Surr: Dibromofluoromethane	102		82.5-121	0	%REC	08/03/2022 10:49:0(	08/03/2022 19:21	1
Surr: Toluene-d8	92.2		78.3-118	0	%REC	08/03/2022 10:49:0(	08/03/2022 19:21	1

FLDEP Qualifiers:
V Indicates that the analyte was detected in both the sample and the method blank
J Estimated value
U Indicates that the compound was analyzed for but not detected
Q Sample held beyond the accepted holding time
I The reported value is between the laboratory method detection limit and the laboratory practical quantitation limit

AES Laboratory Qualifiers:
S Spike recovery outside limits due to matrix
R RPD outside limits due to matrix
> Greater than result value
< Less than result value

SUMMARY OF ANALYTES DETECTED

Analyses	Result	Qual	MDL	Reporting Limit	Units	BatchID	Dilution Factor

Client Sample ID: FB **Lab ID:** 2208241-002
Collection Date: 7/28/2022 11:10:00 AM **Matrix:** Groundwater

Volatile Organic Compounds SW8260D **(SW5030B)**

No reportable hits were detected

Client Sample ID: PW-1 **Lab ID:** 2208241-003
Collection Date: 7/28/2022 11:45:00 AM **Matrix:** Groundwater

Volatile Organic Compounds SW8260D **(SW5030B)**

No reportable hits were detected

Client Sample ID: DUP PW-1 **Lab ID:** 2208241-004
Collection Date: 7/28/2022 11:45:00 AM **Matrix:** Groundwater

Volatile Organic Compounds SW8260D **(SW5030B)**

No reportable hits were detected

Qualifiers:

*	Value exceeds maximum contaminant level	E	Estimated (value above quantitation range)
BRL	Below reporting limit	S	Spike Recovery outside limits due to matrix
H	Holding times for preparation or analysis exceeded	Narr	See case narrative
N	Analyte not NELAC certified	F	Analyzed in the lab which is a deviation from the method
B	Analyte detected in the associated method blank	<	Less than Result value
>	Greater than Result value	J	Estimated value detected below Reporting Limit

Clear Save as

ANALYTICAL ENVIRONMENTAL SERVICES, INC.

SAMPLE/COOLER RECEIPT CHECKLIST

1. Client Name: **Access Analytical, Inc.** AES Work Order Number: **2208241**

2. Carrier: FedEx ■ UPS ☐ USPS ☐ Client ☐ Courier ☐ Other _____

		Yes	No	N/A	Details	Comments
3.	Shipping container/cooler received in good condition?	◉	○	○	damaged ☐ leaking ☐ other ☐	
4.	Custody seals present on shipping container?	○	◉	○		
5.	Custody seals intact on shipping container?	○	○	◉		
6.	Temperature blanks present?	○	◉	○		
7.	Cooler temperature(s) within limits of 0-6°C? [See item 13 and 14 for temperature recordings.]	◉	○	○	Cooling initiated for recently collected samples / ice present ☐	
8.	Chain of Custody (COC) present?	◉	○	○		
9.	Chain of Custody signed, dated, and timed when relinquished and received?	◉	○	○		
10.	Sampler name and/or signature on COC?	◉	○	○		
11.	Were all samples received within holding time?	◉	○	○		
12.	TAT marked on the COC?	◉	○	○	If no TAT indicated, proceeded with standard TAT per Terms & Conditions. ☐	

13. Cooler 1 Temperature 2.1 °C Cooler 2 Temperature _____ °C Cooler 3 Temperature _____ °C Cooler 4 Temperature _____ °C

14. Cooler 5 Temperature _____ °C Cooler 6 Temperature _____ °C Cooler 7 Temperature _____ °C Cooler 8 Temperature _____ °C

15. Comments: _____

I certify that I have completed sections 1-15 (dated initials). HM 8/2/22

		Yes	No	N/A	Details	Comments
16.	Were sample containers intact upon receipt?	◉	○	○		
17.	Custody seals present on sample containers?	○	◉	○		
18.	Custody seals intact on sample containers?	○	○	◉		
19.	Do sample container labels match the COC?	◉	○	○	incomplete info ☐ illegible ☐ no label ☐ other ☐	
20.	Are analyses requested indicated on the COC?	◉	○	○		
21.	Were all of the samples listed on the COC received?	◉	○	○	samples received but not listed on COC ☐ samples listed on COC not received ☐	
22.	Was the sample collection date/time noted?	◉	○	○		
23.	Did we receive sufficient sample volume for indicated analyses?	◉	○	○		
24.	Were samples received in appropriate containers?	◉	○	○		
25.	Were VOA samples received without headspace (< 1/4" bubble)?	◉	○	○		
26.	Were trip blanks submitted?	◉	○	○	listed on COC ■ not listed on COC ☐	

27. Comments: _____

I certify that I have completed sections 16-27 (dated initials). HM 8/2/22

This section only applies to samples where pH can be checked at Sample Receipt.

		Yes	No	N/A	Details	Comments
28.	Have containers needing chemical preservation been checked? *	○	○	◉		
29.	Containers meet preservation guidelines?	○	○	◉		
30.	Was pH adjusted at Sample Receipt?	○	○	◉		

* Note: Certain analyses require chemical preservation but must be checked in the laboratory and not upon Sample Receipt such as Coliforms, VOCs and Oil & Grease/TPH.
This also excludes metals by EPA 200.7, 200.8 and 245.1 which will be verified between 16 and 24 hours after preservation.

I certify that I have completed sections 28-30 (dated initials). HM 8/2/22

Locked

Client: Terracon Consultants, Inc.
Project Name: Eddie's Pitt Stop
Workorder: 2208241

ANALYTICAL QC SUMMARY REPORT

BatchID: 340825

Sample ID: **MB-340825** Client ID: Units: **ug/L** Prep Date: **08/03/2022** Run No: **492903**
SampleType: **MBLK** TestCode: **Volatile Organic Compounds SW8260D** BatchID: **340825** Analysis Date: **08/03/2022** Seq No: **11502918**

Analyte	Result	RPT Limit	SPK value	SPK Ref Val	%REC	Low Limit	High Limit	RPD Ref Val	%RPD	RPD Limit	Qual
3,3-Dimethyl-1-butanol	BRL	100									
Ethanol	BRL	100									
Ethyl tert-butyl ether	BRL	10									
Isopropyl ether	BRL	10									
tert-Amyl alcohol	BRL	100									
tert-Amyl methyl ether	BRL	10									
tert-Butyl Alcohol	BRL	100									
tert-Butyl formate	BRL	100									
Surr: 4-Bromofluorobenzene	49.60	0	50.00		99.2	75	118				
Surr: Dibromofluoromethane	52.22	0	50.00		104	82.5	121				
Surr: Toluene-d8	48.48	0	50.00		97.0	78.3	118				

Sample ID: **LCS-340825** Client ID: Units: **ug/L** Prep Date: **08/03/2022** Run No: **492903**
SampleType: **LCS** TestCode: **Volatile Organic Compounds SW8260D** BatchID: **340825** Analysis Date: **08/03/2022** Seq No: **11502919**

Analyte	Result	RPT Limit	SPK value	SPK Ref Val	%REC	Low Limit	High Limit	RPD Ref Val	%RPD	RPD Limit	Qual
3,3-Dimethyl-1-butanol	589.1	100	500.0		118	70	130				
Ethanol	524.6	100	500.0		105	70	130				
Ethyl tert-butyl ether	105.0	10	100.0		105	70	130				
Isopropyl ether	106.2	10	100.0		106	70	130				
tert-Amyl alcohol	574.9	100	500.0		115	70	130				
tert-Amyl methyl ether	111.4	10	100.0		111	70	130				
tert-Butyl Alcohol	577.5	100	500.0		116	70	130				
tert-Butyl formate	415.9	100	500.0		83.2	70	130				
Surr: 4-Bromofluorobenzene	50.73	0	50.00		101	75	118				
Surr: Dibromofluoromethane	49.51	0	50.00		99.0	82.5	121				
Surr: Toluene-d8	50.23	0	50.00		100	78.3	118				

Qualifiers:

>	Greater than Result value	<	Less than Result value	B	Analyte detected in the associated method blank
BRL	Below reporting limit	E	Estimated (value above quantitation range)	H	Holding times for preparation or analysis exceeded
J	Estimated value detected below Reporting Limit	N	Analyte not NELAC certified	R	RPD outside limits due to matrix
Rpt Lim	Reporting Limit	S	Spike Recovery outside limits due to matrix		

Client: Terracon Consultants, Inc.
Project Name: Eddie's Pitt Stop
Workorder: 2208241

ANALYTICAL QC SUMMARY REPORT

BatchID: 340825

Sample ID: **2208240-006AMS**	Client ID:		Units: **ug/L**	Prep Date: **08/03/2022**	Run No: **492903**
SampleType: **MS**	TestCode: **Volatile Organic Compounds SW8260D**		BatchID: **340825**	Analysis Date: **08/04/2022**	Seq No: **11503024**

Analyte	Result	RPT Limit	SPK value	SPK Ref Val	%REC	Low Limit	High Limit	RPD Ref Val	%RPD	RPD Limit	Qual
3,3-Dimethyl-1-butanol	39250	10000	50000		78.5	60.1	130				
Ethanol	38400	10000	50000		76.8	61.9	140				
Ethyl tert-butyl ether	9266	1000	10000		92.7	71.2	122				
Isopropyl ether	10010	1000	10000		100	71	133				
tert-Amyl alcohol	37470	10000	50000		74.9	69.7	140				
tert-Amyl methyl ether	9355	1000	10000		93.6	70.1	126				
tert-Butyl Alcohol	42590	10000	50000		85.2	67	140				
tert-Butyl formate	32620	10000	50000		65.2	60	134				
Surr: 4-Bromofluorobenzene	4670	0	5000		93.4	75	118				
Surr: Dibromofluoromethane	4988	0	5000		99.8	82.5	121				
Surr: Toluene-d8	4849	0	5000		97.0	78.3	118				

Sample ID: **2208242-008ADUP**	Client ID:		Units: **ug/L**	Prep Date: **08/03/2022**	Run No: **492903**
SampleType: **DUP**	TestCode: **Volatile Organic Compounds SW8260D**		BatchID: **340825**	Analysis Date: **08/04/2022**	Seq No: **11503026**

Analyte	Result	RPT Limit	SPK value	SPK Ref Val	%REC	Low Limit	High Limit	RPD Ref Val	%RPD	RPD Limit	Qual
3,3-Dimethyl-1-butanol	BRL	100						0	0	30	
Ethanol	BRL	100						0	0	30	
Ethyl tert-butyl ether	BRL	10						0	0	30	
Isopropyl ether	BRL	10						0	0	30	
tert-Amyl alcohol	BRL	100						0	0	30	
tert-Amyl methyl ether	BRL	10						0	0	30	
tert-Butyl Alcohol	BRL	100						0	0	30	
tert-Butyl formate	BRL	100						0	0	30	
Surr: 4-Bromofluorobenzene	46.27	0				75	118	48.45	0	30	
Surr: Dibromofluoromethane	51.83	0				82.5	121	50.62	0	30	
Surr: Toluene-d8	46.73	0				78.3	118	46.82	0	30	

Qualifiers:

>	Greater than Result value	<	Less than Result value	B	Analyte detected in the associated method blank
BRL	Below reporting limit	E	Estimated (value above quantitation range)	H	Holding times for preparation or analysis exceeded
J	Estimated value detected below Reporting Limit	N	Analyte not NELAC certified	R	RPD outside limits due to matrix
Rpt Lim	Reporting Limit	S	Spike Recovery outside limits due to matrix		

End of Report

ACCESS ANALYTICAL, INC.

ANALYTICAL REPORT

CLIENT

Terracon Consultants, Inc.
521 Clemson Rd
Columbia SC 29229

ATTENTION
Jordan Floyd

PROJECT ID
Eddie's Pitt Stop

LABORATORY REPORT NUMBER
2208242

DATE
August 09, 2022

Primary Data Review By

Chris Pafford
Project Manager, AES

Secondary Data Review By

Ashley Amick
Project Manager, Access Analytical
aamick@axs-inc.com

PLEASE NOTE:

- **Unless otherwise noted, all analysis on this report performed at Analytical Environmental Services Inc. (AES Inc), 3080 Presidential Drive, Atlanta, GA 30340.**
- **AES is SCDHEC certified laboratory # 98016, NCDENR certified lab # 562, GA certified lab # FL-E87582, NELAP certified laboratory # E87582**
- **AIHA-LAP,LLC Laboratory ID:100671 for Industrial Hygiene samples (Organics, Metals, PCM Asbestos, Gravimetric), Environmental Lead (Paint, Soil, Dust Wipes, Air), and Environmental Microbiology (Fungal) Direct Examination.**
- Local support services for this project are provided by Access Analytical, Inc. Access Analytical is a representative of AES serving client in the SC/NC/GA areas. All questions regarding this report should be directed to your local Access Analytical representative at 803.781.4243 or toll fee at 883.315.4243

Access Lab Report #: _____
Sub Lab (if applicable): _____ / Sub Report #: _____
Client Purchase Order #: _____
Access Estimate #: _____

ACCESS ANALYTICAL, INC.

Access Analytical, Inc.
15 Thames Valley Rd. ~ Irmo, SC 29063
Phone: 803-781-4243 / Fax: 803-781-4303 / www.axs-inc.com
SCDHEC Lab Certification # 32571
NELAC Lab ID # E871145

Chain of Custody Record

2208242

Client:	Terracon Consultants	Preservatives (see codes):	1 1
Attn:	Jordan Floyd	Bottle Types (see codes):	G G
Address:	581 Clemson Rd.		
City:	Columbia	State: SC	Zip Code: 29229
Phone:		Fax:	
Email:	Jordan.Floyd@terracon.com		
Project Name:	Eddies Pitt Stop 73227210 task 0		
Sampled By (Signature):	[signature]		

REQUESTED LAB ANALYSIS: → BTEXNM, 1,2DCA, Oxy 8260 / EDD 8011

Preservation Codes / Bottle Types:

*Preservative Codes:
0 = None, 1 = HCL, 2 = HNO3, 3 = H_2SO_4, 4 = NaOH, 5 = $Na_2S_2O_3$, 6 = Method 5035 set w/ $NaHSO_4$ & CH_3OH, 7 = NaOH/ZnOAC, 8 = H_3PO_4, 9 = cooled to ≤6°C, 10 = cooled to ≤10°C, 11 = Amm.Cl-, 12 = Ascorbic Acid / HCL, 13 = EDA

*Matrix Codes:
GW = ground water, WW = waste water, DW = drinking water, SW = surface/storm water, S = soil, SL = sludge, A = air, IW = industrial waste, O = other (specify in comments section)

*Program Area Codes:
CWA = Clean Water Act (for wastewaters), SDWA = Safe Drinking Water Act (for drinking water), SHW = Solid and Hazardous Wastes (for soils, ground waters and waste samples)

*Container Type: G = Glass, P = Plastic

Lab ID:	Sample Name:	Date Collected:	Time Collected:	C=Comp G=Grab	Matrix (see codes)	Program Area (see codes)	Total # Containers		BTEXNM, 1,2DCA, Oxy 8260	EDD 8011	Notes / Comments
	TB	7/26/22	8:00	G	GW	SHW	1	# Containers per Test >>	1		
	FB	7/26/22	9:00	G	GW	SHW	5	# Containers per Test >>	3	2	
	MW-9	7/26/22	9:45	G	GW	SHW	5	# Containers per Test >>	3	2	
	RW-2	7/26/22	10:45	G	GW	SHW	5	# Containers per Test >>	3	2	
	RW-1	7/26/22	11:30	G	GW	SHW	5	# Containers per Test >>	3	2	
	MW-7	7/26/22	12:10	G	GW	SHW	5	# Containers per Test >>	3	2	
	MW-19D	7/26/22	12:55	G	GW	SHW	5	# Containers per Test >>	3	2	
	MW-13	7/26/22	13:35	G	GW	SHW	5	# Containers per Test >>	3	2	
	MW-12	7/26/22	14:20	G	GW	SHW	5	# Containers per Test >>	3	2	
	FB	7/27/22	11:30	G	GW	SHW	5	# Containers per Test >>	3	2	

Turnaround Time Requested:		Project Location:		Relinquished By:	Received By:	Date:	Time (24hr):	Samples Received on Ice:
Standard	✓	SC	✓	[signature]	Christine Cole	7/29/22	1029	✓ Y ___ N ___ N/A
Rush *		NC		Christine Cole	Fed EX		1700	___ Y ___ N ___ N/A
*Date Required		Other (Specify):						___ Y ___ N ___ N/A
Rush data emailed/faxed by end of business day on date required. Standard TAT is 7-10 business days.						8/2/22	10:05	___ Y ___ N ___ N/A

Received in lab by: Chill

Sample Temp. Received in Lab: 2.1 (°C)

Ref: RT1 Ref: RT2

Chain of Custody Page _____ of _____

White Copy: Lab original / Canary Copy: Client Copy

NOTE: Relinquishing samples via this Chain of Custody document constitutes client acceptance of Access Analytical terms and conditions

Analytical Environmental Services, Inc

Date: 9-Aug-22

Client:	Terracon Consultants, Inc.	**Client Sample ID:**	TB
Project Name:	Eddie's Pitt Stop	**Collection Date:**	7/26/2022 8:00:00 AM
Lab ID:	**2208242-001**	**Matrix:**	Groundwater

Analyses	Result	Qual	Reporting Limit	MDL	Units	Prepared	Date Analyzed	DF
Volatile Organic Compounds SW8260D					(SW5030B)			
Benzene	0.23	U	1.0	0.23	ug/L	08/03/2022 10:49:0(	08/03/2022 14:53	1
Toluene	0.55	U	1.0	0.55	ug/L	08/03/2022 10:49:0(	08/03/2022 14:53	1
Ethylbenzene	0.24	U	1.0	0.24	ug/L	08/03/2022 10:49:0(	08/03/2022 14:53	1
m,p-Xylene	0.51	U	1.0	0.51	ug/L	08/03/2022 10:49:0(	08/03/2022 14:53	1
o-Xylene	0.27	U	1.0	0.27	ug/L	08/03/2022 10:49:0(	08/03/2022 14:53	1
Methyl tert-butyl ether	0.24	U	1.0	0.24	ug/L	08/03/2022 10:49:0(	08/03/2022 14:53	1
Naphthalene	1.1	U	5.0	1.1	ug/L	08/03/2022 10:49:0(	08/03/2022 14:53	1
1,2-Dichloroethane	0.32	U	1.0	0.32	ug/L	08/03/2022 10:49:0(	08/03/2022 14:53	1
Ethyl tert-butyl ether	3.8	U	10	3.8	ug/L	08/03/2022 10:49:0(	08/03/2022 14:53	1
tert-Amyl methyl ether	4.2	U	10	4.2	ug/L	08/03/2022 10:49:0(	08/03/2022 14:53	1
Isopropyl ether	3.0	U	10	3.0	ug/L	08/03/2022 10:49:0(	08/03/2022 14:53	1
tert-Butyl Alcohol	35	U	100	35	ug/L	08/03/2022 10:49:0(	08/03/2022 14:53	1
tert-Amyl alcohol	31	U	100	31	ug/L	08/03/2022 10:49:0(	08/03/2022 14:53	1
tert-Butyl formate	33	U	100	33	ug/L	08/03/2022 10:49:0(	08/03/2022 14:53	1
Ethanol	53	U	100	53	ug/L	08/03/2022 10:49:0(	08/03/2022 14:53	1
3,3-Dimethyl-1-butanol	40	U	100	40	ug/L	08/03/2022 10:49:0(	08/03/2022 14:53	1
Surr: 4-Bromofluorobenzene	99.6		75-118	0	%REC	08/03/2022 10:49:0(	08/03/2022 14:53	1
Surr: Dibromofluoromethane	103		82.5-121	0	%REC	08/03/2022 10:49:0(	08/03/2022 14:53	1
Surr: Toluene-d8	96.1		78.3-118	0	%REC	08/03/2022 10:49:0(	08/03/2022 14:53	1

FLDEP Qualifiers:

- V Indicates that the analyte was detected in both the sample and the method blank
- U Indicates that the compound was analyzed for but not detected
- I The reported value is between the laboratory method detection limit and the laboratory practical quantitation limit
- J Estimated value
- Q Sample held beyond the accepted holding time

AES Laboratory Qualifiers:

- S Spike recovery outside limits due to matrix
- R RPD outside limits due to matrix
- > Greater than result value
- < Less than result value

Analytical Environmental Services, Inc

Date: 9-Aug-22

Client:	Terracon Consultants, Inc.	**Client Sample ID:**	FB
Project Name:	Eddie's Pitt Stop	**Collection Date:**	7/26/2022 9:00:00 AM
Lab ID:	**2208242-002**	**Matrix:**	Groundwater

Analyses	Result	Qual	Reporting Limit	MDL	Units	Prepared	Date Analyzed	DF
Volatile Organic Compounds SW8260D					(SW5030B)			
Benzene	0.23	U	1.0	0.23	ug/L	08/03/2022 10:49:0(	08/03/2022 15:15	1
Toluene	0.55	U	1.0	0.55	ug/L	08/03/2022 10:49:0(	08/03/2022 15:15	1
Ethylbenzene	0.24	U	1.0	0.24	ug/L	08/03/2022 10:49:0(	08/03/2022 15:15	1
m,p-Xylene	0.51	U	1.0	0.51	ug/L	08/03/2022 10:49:0(	08/03/2022 15:15	1
o-Xylene	0.27	U	1.0	0.27	ug/L	08/03/2022 10:49:0(	08/03/2022 15:15	1
Methyl tert-butyl ether	0.24	U	1.0	0.24	ug/L	08/03/2022 10:49:0(	08/03/2022 15:15	1
Naphthalene	1.1	U	5.0	1.1	ug/L	08/03/2022 10:49:0(	08/03/2022 15:15	1
1,2-Dichloroethane	0.32	U	1.0	0.32	ug/L	08/03/2022 10:49:0(	08/03/2022 15:15	1
Ethyl tert-butyl ether	3.8	U	10	3.8	ug/L	08/03/2022 10:49:0(	08/03/2022 15:15	1
tert-Amyl methyl ether	4.2	U	10	4.2	ug/L	08/03/2022 10:49:0(	08/03/2022 15:15	1
Isopropyl ether	3.0	U	10	3.0	ug/L	08/03/2022 10:49:0(	08/03/2022 15:15	1
tert-Butyl Alcohol	35	U	100	35	ug/L	08/03/2022 10:49:0(	08/03/2022 15:15	1
tert-Amyl alcohol	31	U	100	31	ug/L	08/03/2022 10:49:0(	08/03/2022 15:15	1
tert-Butyl formate	33	U	100	33	ug/L	08/03/2022 10:49:0(	08/03/2022 15:15	1
Ethanol	53	U	100	53	ug/L	08/03/2022 10:49:0(	08/03/2022 15:15	1
3,3-Dimethyl-1-butanol	40	U	100	40	ug/L	08/03/2022 10:49:0(	08/03/2022 15:15	1
Surr: 4-Bromofluorobenzene	99		75-118	0	%REC	08/03/2022 10:49:0(	08/03/2022 15:15	1
Surr: Dibromofluoromethane	104		82.5-121	0	%REC	08/03/2022 10:49:0(	08/03/2022 15:15	1
Surr: Toluene-d8	95.9		78.3-118	0	%REC	08/03/2022 10:49:0(	08/03/2022 15:15	1
MICRO-EXTRACTABLE VOLATILE ORGANICS SW8011					(SW8011)			
1,2-Dibromoethane	0.015	U	0.020	0.015	ug/L	08/03/2022 11:33:1⁴	08/03/2022 20:04	1
Surr: 4-Bromofluorobenzene	112		69.7-138	0	%REC	08/03/2022 11:33:1⁴	08/03/2022 20:04	1

FLDEP Qualifiers:

- V Indicates that the analyte was detected in both the sample and the method blank
- U Indicates that the compound was analyzed for but not detected
- I The reported value is between the laboratory method detection limit and the laboratory practical quantitation limit
- J Estimated value
- Q Sample held beyond the accepted holding time

AES Laboratory Qualifiers:

- S Spike recovery outside limits due to matrix
- > Greater than result value
- R RPD outside limits due to matrix
- < Less than result value

Analytical Environmental Services, Inc

Date: 9-Aug-22

Client:	Terracon Consultants, Inc.	**Client Sample ID:**	MW-9
Project Name:	Eddie's Pitt Stop	**Collection Date:**	7/26/2022 9:45:00 AM
Lab ID:	**2208242-003**	**Matrix:**	Groundwater

Analyses	Result	Qual	Reporting Limit	MDL	Units	Prepared	Date Analyzed	DF
Volatile Organic Compounds SW8260D					(SW5030B)			
Benzene	0.23	U	1.0	0.23	ug/L	08/03/2022 23:26:0(	08/04/2022 10:29	1
Toluene	0.55	U	1.0	0.55	ug/L	08/03/2022 23:26:0(	08/04/2022 10:29	1
Ethylbenzene	0.24	U	1.0	0.24	ug/L	08/03/2022 23:26:0(	08/04/2022 10:29	1
m,p-Xylene	0.51	U	1.0	0.51	ug/L	08/03/2022 23:26:0(	08/04/2022 10:29	1
o-Xylene	0.27	U	1.0	0.27	ug/L	08/03/2022 23:26:0(	08/04/2022 10:29	1
Methyl tert-butyl ether	0.55	I	1.0	0.24	ug/L	08/03/2022 23:26:0(	08/04/2022 10:29	1
Naphthalene	1.1	U	5.0	1.1	ug/L	08/03/2022 23:26:0(	08/04/2022 10:29	1
1,2-Dichloroethane	0.32	U	1.0	0.32	ug/L	08/03/2022 23:26:0(	08/04/2022 10:29	1
Ethyl tert-butyl ether	3.8	U	10	3.8	ug/L	08/03/2022 23:26:0(	08/04/2022 10:29	1
tert-Amyl methyl ether	4.2	U	10	4.2	ug/L	08/03/2022 23:26:0(	08/04/2022 10:29	1
Isopropyl ether	3.0	U	10	3.0	ug/L	08/03/2022 23:26:0(	08/04/2022 10:29	1
tert-Butyl Alcohol	35	U	100	35	ug/L	08/03/2022 23:26:0(	08/04/2022 10:29	1
tert-Amyl alcohol	31	U	100	31	ug/L	08/03/2022 23:26:0(	08/04/2022 10:29	1
tert-Butyl formate	33	U	100	33	ug/L	08/03/2022 23:26:0(	08/04/2022 10:29	1
Ethanol	53	U	100	53	ug/L	08/03/2022 23:26:0(	08/04/2022 10:29	1
3,3-Dimethyl-1-butanol	40	U	100	40	ug/L	08/03/2022 23:26:0(	08/04/2022 10:29	1
Surr: 4-Bromofluorobenzene	91.8		75-118	0	%REC	08/03/2022 23:26:0(	08/04/2022 10:29	1
Surr: Dibromofluoromethane	105		82.5-121	0	%REC	08/03/2022 23:26:0(	08/04/2022 10:29	1
Surr: Toluene-d8	94.3		78.3-118	0	%REC	08/03/2022 23:26:0(	08/04/2022 10:29	1
MICRO-EXTRACTABLE VOLATILE ORGANICS SW8011					(SW8011)			
1,2-Dibromoethane	0.016	U	0.021	0.016	ug/L	08/03/2022 11:33:1⁴	08/03/2022 20:21	1
Surr: 4-Bromofluorobenzene	107		69.7-138	0	%REC	08/03/2022 11:33:1⁴	08/03/2022 20:21	1

FLDEP Qualifiers:

- V Indicates that the analyte was detected in both the sample and the method blank
- U Indicates that the compound was analyzed for but not detected
- I The reported value is between the laboratory method detection limit and the laboratory practical quantitation limit
- J Estimated value
- Q Sample held beyond the accepted holding time

AES Laboratory Qualifiers:

- S Spike recovery outside limits due to matrix
- R RPD outside limits due to matrix
- > Greater than result value
- < Less than result value

Analytical Environmental Services, Inc

Date: 9-Aug-22

Client:	Terracon Consultants, Inc.	**Client Sample ID:**	RW-2
Project Name:	Eddie's Pitt Stop	**Collection Date:**	7/26/2022 10:45:00 AM
Lab ID:	**2208242-004**	**Matrix:**	Groundwater

Analyses	Result	Qual	Reporting Limit	MDL	Units	Prepared	Date Analyzed	DF
Volatile Organic Compounds SW8260D					(SW5030B)			
Benzene	0.23	U	1.0	0.23	ug/L	08/03/2022 10:49:0(	08/03/2022 20:50	1
Toluene	0.55	U	1.0	0.55	ug/L	08/03/2022 10:49:0(	08/03/2022 20:50	1
Ethylbenzene	0.24	U	1.0	0.24	ug/L	08/03/2022 10:49:0(	08/03/2022 20:50	1
m,p-Xylene	0.51	U	1.0	0.51	ug/L	08/03/2022 10:49:0(	08/03/2022 20:50	1
o-Xylene	0.27	U	1.0	0.27	ug/L	08/03/2022 10:49:0(	08/03/2022 20:50	1
Methyl tert-butyl ether	0.24	U	1.0	0.24	ug/L	08/03/2022 10:49:0(	08/03/2022 20:50	1
Naphthalene	1.1	U	5.0	1.1	ug/L	08/03/2022 10:49:0(	08/03/2022 20:50	1
1,2-Dichloroethane	0.32	U	1.0	0.32	ug/L	08/03/2022 10:49:0(	08/03/2022 20:50	1
Ethyl tert-butyl ether	3.8	U	10	3.8	ug/L	08/03/2022 10:49:0(	08/03/2022 20:50	1
tert-Amyl methyl ether	4.2	U	10	4.2	ug/L	08/03/2022 10:49:0(	08/03/2022 20:50	1
Isopropyl ether	3.0	U	10	3.0	ug/L	08/03/2022 10:49:0(	08/03/2022 20:50	1
tert-Butyl Alcohol	35	U	100	35	ug/L	08/03/2022 10:49:0(	08/03/2022 20:50	1
tert-Amyl alcohol	31	U	100	31	ug/L	08/03/2022 10:49:0(	08/03/2022 20:50	1
tert-Butyl formate	33	U	100	33	ug/L	08/03/2022 10:49:0(	08/03/2022 20:50	1
Ethanol	53	U	100	53	ug/L	08/03/2022 10:49:0(	08/03/2022 20:50	1
3,3-Dimethyl-1-butanol	40	U	100	40	ug/L	08/03/2022 10:49:0(	08/03/2022 20:50	1
Surr: 4-Bromofluorobenzene	92.3		75-118	0	%REC	08/03/2022 10:49:0(	08/03/2022 20:50	1
Surr: Dibromofluoromethane	104		82.5-121	0	%REC	08/03/2022 10:49:0(	08/03/2022 20:50	1
Surr: Toluene-d8	93.3		78.3-118	0	%REC	08/03/2022 10:49:0(	08/03/2022 20:50	1
MICRO-EXTRACTABLE VOLATILE ORGANICS SW8011					(SW8011)			
1,2-Dibromoethane	0.015	U	0.020	0.015	ug/L	08/03/2022 11:33:1(	08/03/2022 20:38	1
Surr: 4-Bromofluorobenzene	108		69.7-138	0	%REC	08/03/2022 11:33:1(	08/03/2022 20:38	1

FLDEP Qualifiers:

- V Indicates that the analyte was detected in both the sample and the method blank
- U Indicates that the compound was analyzed for but not detected
- I The reported value is between the laboratory method detection limit and the laboratory practical quantitation limit
- J Estimated value
- Q Sample held beyond the accepted holding time

AES Laboratory Qualifiers:

- S Spike recovery outside limits due to matrix
- R RPD outside limits due to matrix
- > Greater than result value
- < Less than result value

Analytical Environmental Services, Inc

Date: 9-Aug-22

Client:	Terracon Consultants, Inc.	**Client Sample ID:**	RW-1
Project Name:	Eddie's Pitt Stop	**Collection Date:**	7/26/2022 11:30:00 AM
Lab ID:	**2208242-005**	**Matrix:**	Groundwater

Analyses	Result	Qual	Reporting Limit	MDL	Units	Prepared	Date Analyzed	DF
Volatile Organic Compounds SW8260D					(SW5030B)			
Benzene	0.23	U	1.0	0.23	ug/L	08/03/2022 10:49:0(	08/03/2022 21:12	1
Toluene	0.55	U	1.0	0.55	ug/L	08/03/2022 10:49:0(	08/03/2022 21:12	1
Ethylbenzene	0.24	U	1.0	0.24	ug/L	08/03/2022 10:49:0(	08/03/2022 21:12	1
m,p-Xylene	0.51	U	1.0	0.51	ug/L	08/03/2022 10:49:0(	08/03/2022 21:12	1
o-Xylene	0.27	U	1.0	0.27	ug/L	08/03/2022 10:49:0(	08/03/2022 21:12	1
Methyl tert-butyl ether	0.24	U	1.0	0.24	ug/L	08/03/2022 10:49:0(	08/03/2022 21:12	1
Naphthalene	1.1	U	5.0	1.1	ug/L	08/03/2022 10:49:0(	08/03/2022 21:12	1
1,2-Dichloroethane	0.32	U	1.0	0.32	ug/L	08/03/2022 10:49:0(	08/03/2022 21:12	1
Ethyl tert-butyl ether	3.8	U	10	3.8	ug/L	08/03/2022 10:49:0(	08/03/2022 21:12	1
tert-Amyl methyl ether	4.2	U	10	4.2	ug/L	08/03/2022 10:49:0(	08/03/2022 21:12	1
Isopropyl ether	3.0	U	10	3.0	ug/L	08/03/2022 10:49:0(	08/03/2022 21:12	1
tert-Butyl Alcohol	35	U	100	35	ug/L	08/03/2022 10:49:0(	08/03/2022 21:12	1
tert-Amyl alcohol	31	U	100	31	ug/L	08/03/2022 10:49:0(	08/03/2022 21:12	1
tert-Butyl formate	33	U	100	33	ug/L	08/03/2022 10:49:0(	08/03/2022 21:12	1
Ethanol	53	U	100	53	ug/L	08/03/2022 10:49:0(	08/03/2022 21:12	1
3,3-Dimethyl-1-butanol	40	U	100	40	ug/L	08/03/2022 10:49:0(	08/03/2022 21:12	1
Surr: 4-Bromofluorobenzene	93.4		75-118	0	%REC	08/03/2022 10:49:0(	08/03/2022 21:12	1
Surr: Dibromofluoromethane	104		82.5-121	0	%REC	08/03/2022 10:49:0(	08/03/2022 21:12	1
Surr: Toluene-d8	93		78.3-118	0	%REC	08/03/2022 10:49:0(	08/03/2022 21:12	1
MICRO-EXTRACTABLE VOLATILE ORGANICS SW8011					(SW8011)			
1,2-Dibromoethane	0.015	U	0.020	0.015	ug/L	08/03/2022 11:33:1⁴	08/03/2022 20:55	1
Surr: 4-Bromofluorobenzene	122		69.7-138	0	%REC	08/03/2022 11:33:1⁴	08/03/2022 20:55	1

FLDEP Qualifiers:

- V Indicates that the analyte was detected in both the sample and the method blank
- U Indicates that the compound was analyzed for but not detected
- I The reported value is between the laboratory method detection limit and the laboratory practical quantitation limit
- J Estimated value
- Q Sample held beyond the accepted holding time

AES Laboratory Qualifiers:

- S Spike recovery outside limits due to matrix
- R RPD outside limits due to matrix
- > Greater than result value
- < Less than result value

Analytical Environmental Services, Inc

Date: 9-Aug-22

Client:	Terracon Consultants, Inc.	**Client Sample ID:**	MW-7
Project Name:	Eddie's Pitt Stop	**Collection Date:**	7/26/2022 12:10:00 PM
Lab ID:	**2208242-006**	**Matrix:**	Groundwater

Analyses	Result	Qual	Reporting Limit	MDL	Units	Prepared	Date Analyzed	DF
Volatile Organic Compounds SW8260D					(SW5030B)			
Benzene	0.23	U	1.0	0.23	ug/L	08/03/2022 10:49:0(	08/03/2022 18:14	1
Toluene	0.55	U	1.0	0.55	ug/L	08/03/2022 10:49:0(	08/03/2022 18:14	1
Ethylbenzene	0.24	U	1.0	0.24	ug/L	08/03/2022 10:49:0(	08/03/2022 18:14	1
m,p-Xylene	0.51	U	1.0	0.51	ug/L	08/03/2022 10:49:0(	08/03/2022 18:14	1
o-Xylene	0.27	U	1.0	0.27	ug/L	08/03/2022 10:49:0(	08/03/2022 18:14	1
Methyl tert-butyl ether	0.24	U	1.0	0.24	ug/L	08/03/2022 10:49:0(	08/03/2022 18:14	1
Naphthalene	1.1	U	5.0	1.1	ug/L	08/03/2022 10:49:0(	08/03/2022 18:14	1
1,2-Dichloroethane	0.32	U	1.0	0.32	ug/L	08/03/2022 10:49:0(	08/03/2022 18:14	1
Ethyl tert-butyl ether	3.8	U	10	3.8	ug/L	08/03/2022 10:49:0(	08/03/2022 18:14	1
tert-Amyl methyl ether	4.2	U	10	4.2	ug/L	08/03/2022 10:49:0(	08/03/2022 18:14	1
Isopropyl ether	3.0	U	10	3.0	ug/L	08/03/2022 10:49:0(	08/03/2022 18:14	1
tert-Butyl Alcohol	35	U	100	35	ug/L	08/03/2022 10:49:0(	08/03/2022 18:14	1
tert-Amyl alcohol	31	U	100	31	ug/L	08/03/2022 10:49:0(	08/03/2022 18:14	1
tert-Butyl formate	33	U	100	33	ug/L	08/03/2022 10:49:0(	08/03/2022 18:14	1
Ethanol	53	U	100	53	ug/L	08/03/2022 10:49:0(	08/03/2022 18:14	1
3,3-Dimethyl-1-butanol	40	U	100	40	ug/L	08/03/2022 10:49:0(	08/03/2022 18:14	1
Surr: 4-Bromofluorobenzene	93.5		75-118	0	%REC	08/03/2022 10:49:0(	08/03/2022 18:14	1
Surr: Dibromofluoromethane	103		82.5-121	0	%REC	08/03/2022 10:49:0(	08/03/2022 18:14	1
Surr: Toluene-d8	93.3		78.3-118	0	%REC	08/03/2022 10:49:0(	08/03/2022 18:14	1
MICRO-EXTRACTABLE VOLATILE ORGANICS SW8011					(SW8011)			
1,2-Dibromoethane	0.016	U	0.020	0.016	ug/L	08/03/2022 11:33:1⁴	08/03/2022 21:12	1
Surr: 4-Bromofluorobenzene	109		69.7-138	0	%REC	08/03/2022 11:33:1⁴	08/03/2022 21:12	1

FLDEP Qualifiers:

- V Indicates that the analyte was detected in both the sample and the method blank
- U Indicates that the compound was analyzed for but not detected
- I The reported value is between the laboratory method detection limit and the laboratory practical quantitation limit
- J Estimated value
- Q Sample held beyond the accepted holding time

AES Laboratory Qualifiers:

- S Spike recovery outside limits due to matrix
- R RPD outside limits due to matrix
- > Greater than result value
- < Less than result value

Analytical Environmental Services, Inc

Date: 9-Aug-22

Client:	Terracon Consultants, Inc.	**Client Sample ID:**	MW-19D
Project Name:	Eddie's Pitt Stop	**Collection Date:**	7/26/2022 12:55:00 PM
Lab ID:	**2208242-007**	**Matrix:**	Groundwater

Analyses	Result	Qual	Reporting Limit	MDL	Units	Prepared	Date Analyzed	DF
Volatile Organic Compounds SW8260D					(SW5030B)			
Benzene	0.23	U	1.0	0.23	ug/L	08/03/2022 10:49:0(	08/03/2022 20:28	1
Toluene	0.55	U	1.0	0.55	ug/L	08/03/2022 10:49:0(	08/03/2022 20:28	1
Ethylbenzene	0.24	U	1.0	0.24	ug/L	08/03/2022 10:49:0(	08/03/2022 20:28	1
m,p-Xylene	0.51	U	1.0	0.51	ug/L	08/03/2022 10:49:0(	08/03/2022 20:28	1
o-Xylene	0.27	U	1.0	0.27	ug/L	08/03/2022 10:49:0(	08/03/2022 20:28	1
Methyl tert-butyl ether	0.24	U	1.0	0.24	ug/L	08/03/2022 10:49:0(	08/03/2022 20:28	1
Naphthalene	1.1	U	5.0	1.1	ug/L	08/03/2022 10:49:0(	08/03/2022 20:28	1
1,2-Dichloroethane	0.32	U	1.0	0.32	ug/L	08/03/2022 10:49:0(	08/03/2022 20:28	1
Ethyl tert-butyl ether	3.8	U	10	3.8	ug/L	08/03/2022 10:49:0(	08/03/2022 20:28	1
tert-Amyl methyl ether	4.2	U	10	4.2	ug/L	08/03/2022 10:49:0(	08/03/2022 20:28	1
Isopropyl ether	3.0	U	10	3.0	ug/L	08/03/2022 10:49:0(	08/03/2022 20:28	1
tert-Butyl Alcohol	35	U	100	35	ug/L	08/03/2022 10:49:0(	08/03/2022 20:28	1
tert-Amyl alcohol	31	U	100	31	ug/L	08/03/2022 10:49:0(	08/03/2022 20:28	1
tert-Butyl formate	33	U	100	33	ug/L	08/03/2022 10:49:0(	08/03/2022 20:28	1
Ethanol	53	U	100	53	ug/L	08/03/2022 10:49:0(	08/03/2022 20:28	1
3,3-Dimethyl-1-butanol	40	U	100	40	ug/L	08/03/2022 10:49:0(	08/03/2022 20:28	1
Surr: 4-Bromofluorobenzene	92.5		75-118	0	%REC	08/03/2022 10:49:0(	08/03/2022 20:28	1
Surr: Dibromofluoromethane	103		82.5-121	0	%REC	08/03/2022 10:49:0(	08/03/2022 20:28	1
Surr: Toluene-d8	92.5		78.3-118	0	%REC	08/03/2022 10:49:0(	08/03/2022 20:28	1
MICRO-EXTRACTABLE VOLATILE ORGANICS SW8011					(SW8011)			
1,2-Dibromoethane	0.015	U	0.020	0.015	ug/L	08/03/2022 11:33:1(	08/03/2022 21:46	1
Surr: 4-Bromofluorobenzene	107		69.7-138	0	%REC	08/03/2022 11:33:1(	08/03/2022 21:46	1

FLDEP Qualifiers:

- V Indicates that the analyte was detected in both the sample and the method blank
- U Indicates that the compound was analyzed for but not detected
- I The reported value is between the laboratory method detection limit and the laboratory practical quantitation limit
- J Estimated value
- Q Sample held beyond the accepted holding time

AES Laboratory Qualifiers:

- S Spike recovery outside limits due to matrix
- R RPD outside limits due to matrix
- > Greater than result value
- < Less than result value

Analytical Environmental Services, Inc

Date: 9-Aug-22

Client:	Terracon Consultants, Inc.	**Client Sample ID:**	MW-13
Project Name:	Eddie's Pitt Stop	**Collection Date:**	7/26/2022 1:35:00 PM
Lab ID:	**2208242-008**	**Matrix:**	Groundwater

Analyses	Result	Qual	Reporting Limit	MDL	Units	Prepared	Date Analyzed	DF
Volatile Organic Compounds SW8260D					(SW5030B)			
Benzene	0.44	I	1.0	0.23	ug/L	08/03/2022 10:49:0(	08/03/2022 17:30	1
Toluene	0.55	U	1.0	0.55	ug/L	08/03/2022 10:49:0(	08/03/2022 17:30	1
Ethylbenzene	0.24	U	1.0	0.24	ug/L	08/03/2022 10:49:0(	08/03/2022 17:30	1
m,p-Xylene	0.51	U	1.0	0.51	ug/L	08/03/2022 10:49:0(	08/03/2022 17:30	1
o-Xylene	0.27	U	1.0	0.27	ug/L	08/03/2022 10:49:0(	08/03/2022 17:30	1
Methyl tert-butyl ether	0.24	U	1.0	0.24	ug/L	08/03/2022 10:49:0(	08/03/2022 17:30	1
Naphthalene	1.1	U	5.0	1.1	ug/L	08/03/2022 10:49:0(	08/03/2022 17:30	1
1,2-Dichloroethane	0.32	U	1.0	0.32	ug/L	08/03/2022 10:49:0(	08/03/2022 17:30	1
Ethyl tert-butyl ether	3.8	U	10	3.8	ug/L	08/03/2022 10:49:0(	08/03/2022 17:30	1
tert-Amyl methyl ether	4.2	U	10	4.2	ug/L	08/03/2022 10:49:0(	08/03/2022 17:30	1
Isopropyl ether	3.0	U	10	3.0	ug/L	08/03/2022 10:49:0(	08/03/2022 17:30	1
tert-Butyl Alcohol	35	U	100	35	ug/L	08/03/2022 10:49:0(	08/03/2022 17:30	1
tert-Amyl alcohol	31	U	100	31	ug/L	08/03/2022 10:49:0(	08/03/2022 17:30	1
tert-Butyl formate	33	U	100	33	ug/L	08/03/2022 10:49:0(	08/03/2022 17:30	1
Ethanol	53	U	100	53	ug/L	08/03/2022 10:49:0(	08/03/2022 17:30	1
3,3-Dimethyl-1-butanol	40	U	100	40	ug/L	08/03/2022 10:49:0(	08/03/2022 17:30	1
Surr: 4-Bromofluorobenzene	96.9		75-118	0	%REC	08/03/2022 10:49:0(	08/03/2022 17:30	1
Surr: Dibromofluoromethane	101		82.5-121	0	%REC	08/03/2022 10:49:0(	08/03/2022 17:30	1
Surr: Toluene-d8	93.6		78.3-118	0	%REC	08/03/2022 10:49:0(	08/03/2022 17:30	1
MICRO-EXTRACTABLE VOLATILE ORGANICS SW8011					(SW8011)			
1,2-Dibromoethane	0.015	U	0.020	0.015	ug/L	08/03/2022 11:33:1(	08/03/2022 22:03	1
Surr: 4-Bromofluorobenzene	109		69.7-138	0	%REC	08/03/2022 11:33:1(	08/03/2022 22:03	1

FLDEP Qualifiers:

- V Indicates that the analyte was detected in both the sample and the method blank
- U Indicates that the compound was analyzed for but not detected
- I The reported value is between the laboratory method detection limit and the laboratory practical quantitation limit
- J Estimated value
- Q Sample held beyond the accepted holding time

AES Laboratory Qualifiers:

- S Spike recovery outside limits due to matrix
- R RPD outside limits due to matrix
- > Greater than result value
- < Less than result value

Analytical Environmental Services, Inc

Date: 9-Aug-22

Client:	Terracon Consultants, Inc.	**Client Sample ID:**	MW-12
Project Name:	Eddie's Pitt Stop	**Collection Date:**	7/26/2022 2:20:00 PM
Lab ID:	**2208242-009**	**Matrix:**	Groundwater

Analyses	Result	Qual	Reporting Limit	MDL	Units	Prepared	Date Analyzed	DF
Volatile Organic Compounds SW8260D					(SW5030B)			
Benzene	2400		100	23	ug/L	08/03/2022 10:49:0(	08/05/2022 13:23	100
Toluene	14		1.0	0.55	ug/L	08/03/2022 10:49:0(	08/03/2022 17:07	1
Ethylbenzene	410		10	2.4	ug/L	08/03/2022 10:49:0(	08/04/2022 10:06	10
m,p-Xylene	320		1.0	0.51	ug/L	08/03/2022 10:49:0(	08/03/2022 17:07	1
o-Xylene	50		1.0	0.27	ug/L	08/03/2022 10:49:0(	08/03/2022 17:07	1
Methyl tert-butyl ether	0.24	U	1.0	0.24	ug/L	08/03/2022 10:49:0(	08/03/2022 17:07	1
Naphthalene	180		50	11	ug/L	08/03/2022 10:49:0(	08/04/2022 10:06	10
1,2-Dichloroethane	10.0		1.0	0.32	ug/L	08/03/2022 10:49:0(	08/03/2022 17:07	1
Ethyl tert-butyl ether	3.8	U	10	3.8	ug/L	08/03/2022 10:49:0(	08/03/2022 17:07	1
tert-Amyl methyl ether	4.2	U	10	4.2	ug/L	08/03/2022 10:49:0(	08/03/2022 17:07	1
Isopropyl ether	19		10	3.0	ug/L	08/03/2022 10:49:0(	08/03/2022 17:07	1
tert-Butyl Alcohol	35	U	100	35	ug/L	08/03/2022 10:49:0(	08/03/2022 17:07	1
tert-Amyl alcohol	1400		100	31	ug/L	08/03/2022 10:49:0(	08/03/2022 17:07	1
tert-Butyl formate	33	U	100	33	ug/L	08/03/2022 10:49:0(	08/03/2022 17:07	1
Ethanol	53	U	100	53	ug/L	08/03/2022 10:49:0(	08/03/2022 17:07	1
3,3-Dimethyl-1-butanol	40	U	100	40	ug/L	08/03/2022 10:49:0(	08/03/2022 17:07	1
Surr: 4-Bromofluorobenzene	92.8		75-118	0	%REC	08/03/2022 10:49:0(	08/05/2022 13:23	100
Surr: 4-Bromofluorobenzene	94.9		75-118	0	%REC	08/03/2022 10:49:0(	08/04/2022 10:06	10
Surr: 4-Bromofluorobenzene	105		75-118	0	%REC	08/03/2022 10:49:0(	08/03/2022 17:07	1
Surr: Dibromofluoromethane	98		82.5-121	0	%REC	08/03/2022 10:49:0(	08/03/2022 17:07	1
Surr: Dibromofluoromethane	104		82.5-121	0	%REC	08/03/2022 10:49:0(	08/04/2022 10:06	10
Surr: Dibromofluoromethane	106		82.5-121	0	%REC	08/03/2022 10:49:0(	08/05/2022 13:23	100
Surr: Toluene-d8	94.5		78.3-118	0	%REC	08/03/2022 10:49:0(	08/03/2022 17:07	1
Surr: Toluene-d8	94.8		78.3-118	0	%REC	08/03/2022 10:49:0(	08/05/2022 13:23	100
Surr: Toluene-d8	97.3		78.3-118	0	%REC	08/03/2022 10:49:0(	08/04/2022 10:06	10
MICRO-EXTRACTABLE VOLATILE ORGANICS SW8011					(SW8011)			
1,2-Dibromoethane	0.015	U	0.020	0.015	ug/L	08/03/2022 11:33:1⁴	08/03/2022 22:20	1
Surr: 4-Bromofluorobenzene	133		69.7-138	0	%REC	08/03/2022 11:33:1⁴	08/03/2022 22:20	1

FLDEP Qualifiers:

- V Indicates that the analyte was detected in both the sample and the method blank
- U Indicates that the compound was analyzed for but not detected
- I The reported value is between the laboratory method detection limit and the laboratory practical quantitation limit
- J Estimated value
- Q Sample held beyond the accepted holding time

AES Laboratory Qualifiers:

- S Spike recovery outside limits due to matrix
- R RPD outside limits due to matrix
- > Greater than result value
- < Less than result value

Analytical Environmental Services, Inc

Date: 9-Aug-22

Client:	Terracon Consultants, Inc.	**Client Sample ID:**	FB
Project Name:	Eddie's Pitt Stop	**Collection Date:**	7/27/2022 11:30:00 AM
Lab ID:	**2208242-010**	**Matrix:**	Groundwater

Analyses	Result	Qual	Reporting Limit	MDL	Units	Prepared	Date Analyzed	DF
Volatile Organic Compounds SW8260D					(SW5030B)			
Benzene	0.23	U	1.0	0.23	ug/L	08/03/2022 10:49:0(	08/03/2022 15:37	1
Toluene	0.55	U	1.0	0.55	ug/L	08/03/2022 10:49:0(	08/03/2022 15:37	1
Ethylbenzene	0.24	U	1.0	0.24	ug/L	08/03/2022 10:49:0(	08/03/2022 15:37	1
m,p-Xylene	0.51	U	1.0	0.51	ug/L	08/03/2022 10:49:0(	08/03/2022 15:37	1
o-Xylene	0.27	U	1.0	0.27	ug/L	08/03/2022 10:49:0(	08/03/2022 15:37	1
Methyl tert-butyl ether	0.24	U	1.0	0.24	ug/L	08/03/2022 10:49:0(	08/03/2022 15:37	1
Naphthalene	1.1	U	5.0	1.1	ug/L	08/03/2022 10:49:0(	08/03/2022 15:37	1
1,2-Dichloroethane	0.32	U	1.0	0.32	ug/L	08/03/2022 10:49:0(	08/03/2022 15:37	1
Ethyl tert-butyl ether	3.8	U	10	3.8	ug/L	08/03/2022 10:49:0(	08/03/2022 15:37	1
tert-Amyl methyl ether	4.2	U	10	4.2	ug/L	08/03/2022 10:49:0(	08/03/2022 15:37	1
Isopropyl ether	3.0	U	10	3.0	ug/L	08/03/2022 10:49:0(	08/03/2022 15:37	1
tert-Butyl Alcohol	35	U	100	35	ug/L	08/03/2022 10:49:0(	08/03/2022 15:37	1
tert-Amyl alcohol	31	U	100	31	ug/L	08/03/2022 10:49:0(	08/03/2022 15:37	1
tert-Butyl formate	33	U	100	33	ug/L	08/03/2022 10:49:0(	08/03/2022 15:37	1
Ethanol	53	U	100	53	ug/L	08/03/2022 10:49:0(	08/03/2022 15:37	1
3,3-Dimethyl-1-butanol	40	U	100	40	ug/L	08/03/2022 10:49:0(	08/03/2022 15:37	1
Surr: 4-Bromofluorobenzene	98.2		75-118	0	%REC	08/03/2022 10:49:0(	08/03/2022 15:37	1
Surr: Dibromofluoromethane	104		82.5-121	0	%REC	08/03/2022 10:49:0(	08/03/2022 15:37	1
Surr: Toluene-d8	95.3		78.3-118	0	%REC	08/03/2022 10:49:0(	08/03/2022 15:37	1
MICRO-EXTRACTABLE VOLATILE ORGANICS SW8011					(SW8011)			
1,2-Dibromoethane	0.016	U	0.021	0.016	ug/L	08/03/2022 11:33:1⁴	08/03/2022 22:37	1
Surr: 4-Bromofluorobenzene	107		69.7-138	0	%REC	08/03/2022 11:33:1⁴	08/03/2022 22:37	1

FLDEP Qualifiers:

- V Indicates that the analyte was detected in both the sample and the method blank
- U Indicates that the compound was analyzed for but not detected
- I The reported value is between the laboratory method detection limit and the laboratory practical quantitation limit
- J Estimated value
- Q Sample held beyond the accepted holding time

AES Laboratory Qualifiers:

- S Spike recovery outside limits due to matrix
- R RPD outside limits due to matrix
- > Greater than result value
- < Less than result value

Analytical Environmental Services, Inc

Date: 9-Aug-22

SUMMARY OF ANALYTES DETECTED

Analyses	Result	Qual	MDL	Reporting Limit	Units	BatchID	Dilution Factor
Client Sample ID: MW-9				**Lab ID:** 2208242-003			
Collection Date: 7/26/2022 9:45:00 AM				**Matrix:** Groundwater			
Volatile Organic Compounds SW8260D				**(SW5030B)**			
Methyl tert-butyl ether	0.55	J	0.24	1.0	ug/L	340831	1
Client Sample ID: MW-13				**Lab ID:** 2208242-008			
Collection Date: 7/26/2022 1:35:00 PM				**Matrix:** Groundwater			
Volatile Organic Compounds SW8260D				**(SW5030B)**			
Benzene	0.44	J	0.23	1.0	ug/L	340825	1
Client Sample ID: MW-12				**Lab ID:** 2208242-009			
Collection Date: 7/26/2022 2:20:00 PM				**Matrix:** Groundwater			
Volatile Organic Compounds SW8260D				**(SW5030B)**			
Benzene	2400		23	100	ug/L	340825	100
Toluene	14		0.55	1.0	ug/L	340825	1
Ethylbenzene	410		2.4	10	ug/L	340825	10
m,p-Xylene	320		0.51	1.0	ug/L	340825	1
o-Xylene	50		0.27	1.0	ug/L	340825	1
Naphthalene	180		11	50	ug/L	340825	10
1,2-Dichloroethane	10.0		0.32	1.0	ug/L	340825	1
Isopropyl ether	19		3.0	10	ug/L	340825	1
tert-Amyl alcohol	1400		31	100	ug/L	340825	1

Qualifiers:

*	Value exceeds maximum contaminant level	E	Estimated (value above quantitation range)
BRL	Below reporting limit	S	Spike Recovery outside limits due to matrix
H	Holding times for preparation or analysis exceeded	Narr	See case narrative
N	Analyte not NELAC certified	F	Analyzed in the lab which is a deviation from the method
B	Analyte detected in the associated method blank	<	Less than Result value
>	Greater than Result value	J	Estimated value detected below Reporting Limit

Clear Save as

ANALYTICAL ENVIRONMENTAL SERVICES, INC.

SAMPLE/COOLER RECEIPT CHECKLIST

1. Client Name: **Access Analytical, Inc.** AES Work Order Number: **2208242**

2. Carrier: FedEx ■ UPS ☐ USPS ☐ Client ☐ Courier ☐ Other _____

		Yes	No	N/A	Details	Comments
3.	Shipping container/cooler received in good condition?	◉	○	○	damaged ☐ leaking ☐ other ☐	
4.	Custody seals present on shipping container?	○	◉	○		
5.	Custody seals intact on shipping container?	○	○	◉		
6.	Temperature blanks present?	○	◉	○		
7.	Cooler temperature(s) within limits of 0-6°C? [See item 13 and 14 for temperature recordings.]	◉	○	○	Cooling initiated for recently collected samples / ice present ☐	
8.	Chain of Custody (COC) present?	◉	○	○		
9.	Chain of Custody signed, dated, and timed when relinquished and received?	◉	○	○		
10.	Sampler name and/or signature on COC?	◉	○	○		
11.	Were all samples received within holding time?	◉	○	○		
12.	TAT marked on the COC?	◉	○	○	If no TAT indicated, proceeded with standard TAT per Terms & Conditions. ☐	

13. Cooler 1 Temperature 2.1 °C Cooler 2 Temperature _____ °C Cooler 3 Temperature _____ °C Cooler 4 Temperature _____ °C

14. Cooler 5 Temperature _____ °C Cooler 6 Temperature _____ °C Cooler 7 Temperature _____ °C Cooler 8 Temperature _____ °C

15. Comments: _____

I certify that I have completed sections 1-15 (dated initials). HM 8/2/22

		Yes	No	N/A	Details	Comments
16.	Were sample containers intact upon receipt?	◉	○	○		
17.	Custody seals present on sample containers?	○	◉	○		
18.	Custody seals intact on sample containers?	○	○	◉		
19.	Do sample container labels match the COC?	◉	○	○	incomplete info ☐ illegible ☐ no label ☐ other ☐	
20.	Are analyses requested indicated on the COC?	◉	○	○		
21.	Were all of the samples listed on the COC received?	◉	○	○	samples received but not listed on COC ☐ samples listed on COC not received ☐	
22.	Was the sample collection date/time noted?	◉	○	○		
23.	Did we receive sufficient sample volume for indicated analyses?	◉	○	○		
24.	Were samples received in appropriate containers?	◉	○	○		
25.	Were VOA samples received without headspace (< 1/4" bubble)?	◉	○	○		
26.	Were trip blanks submitted?	◉	○	○	listed on COC ■ not listed on COC ☐	

27. Comments: _____

I certify that I have completed sections 16-27 (dated initials). HM 8/2/22

This section only applies to samples where pH can be checked at Sample Receipt.

		Yes	No	N/A	Details	Comments
28.	Have containers needing chemical preservation been checked? *	○	○	◉		
29.	Containers meet preservation guidelines?	○	○	◉		
30.	Was pH adjusted at Sample Receipt?	○	○	◉		

* Note: Certain analyses require chemical preservation but must be checked in the laboratory and not upon Sample Receipt such as Coliforms, VOCs and Oil & Grease/TPH.
This also excludes metals by EPA 200.7, 200.8 and 245.1 which will be verified between 16 and 24 hours after preservation.

I certify that I have completed sections 28-30 (dated initials). HM 8/2/22

Locked

Client: Terracon Consultants, Inc.
Project Name: Eddie's Pitt Stop
Workorder: 2208242

ANALYTICAL QC SUMMARY REPORT

BatchID: 340792

Sample ID: **MB-340792**	Client ID:			Units: **ug/L**		Prep Date: **08/03/2022**		Run No: **493153**	
SampleType: **MBLK**	TestCode: **MICRO-EXTRACTABLE VOLATILE ORGANICS SW8011**			BatchID: **340792**		Analysis Date: **08/03/2022**		Seq No: **11508478**	
Analyte	Result	RPT Limit	SPK value	SPK Ref Val	%REC	Low Limit	High Limit	RPD Ref Val	%RPD	RPD Limit	Qual
1,2-Dibromoethane	BRL	0.020									
Surr: 4-Bromofluorobenzene	5.131	0	5.000		103	70	130				

Sample ID: **LCS-340792**	Client ID:			Units: **ug/L**		Prep Date: **08/03/2022**		Run No: **493153**	
SampleType: **LCS**	TestCode: **MICRO-EXTRACTABLE VOLATILE ORGANICS SW8011**			BatchID: **340792**		Analysis Date: **08/03/2022**		Seq No: **11508479**	
Analyte	Result	RPT Limit	SPK value	SPK Ref Val	%REC	Low Limit	High Limit	RPD Ref Val	%RPD	RPD Limit	Qual
1,2-Dibromoethane	0.1150	0.020	0.1000		115	60	140				
Surr: 4-Bromofluorobenzene	5.725	0	5.000		114	70	130				

Sample ID: **LCSD-340792**	Client ID:			Units: **ug/L**		Prep Date: **08/03/2022**		Run No: **493153**	
SampleType: **LCSD**	TestCode: **MICRO-EXTRACTABLE VOLATILE ORGANICS SW8011**			BatchID: **340792**		Analysis Date: **08/03/2022**		Seq No: **11508480**	
Analyte	Result	RPT Limit	SPK value	SPK Ref Val	%REC	Low Limit	High Limit	RPD Ref Val	%RPD	RPD Limit	Qual
1,2-Dibromoethane	0.1000	0.020	0.1000		100	60	140	0.1150	14.0	15.6	
Surr: 4-Bromofluorobenzene	5.474	0	5.000		109	70	130	5.725	0	0	

Sample ID: **2208242-004BMS**	Client ID: **RW-2**			Units: **ug/L**		Prep Date: **08/03/2022**		Run No: **493153**	
SampleType: **MS**	TestCode: **MICRO-EXTRACTABLE VOLATILE ORGANICS SW8011**			BatchID: **340792**		Analysis Date: **08/03/2022**		Seq No: **11508492**	
Analyte	Result	RPT Limit	SPK value	SPK Ref Val	%REC	Low Limit	High Limit	RPD Ref Val	%RPD	RPD Limit	Qual
1,2-Dibromoethane	0.1041	0.020	0.0992		105	67.7	130				
Surr: 4-Bromofluorobenzene	5.203	0	4.959		105	69.7	138				

Sample ID: **2208242-005BDUP**	Client ID: **RW-1**			Units: **ug/L**		Prep Date: **08/03/2022**		Run No: **493153**	
SampleType: **DUP**	TestCode: **MICRO-EXTRACTABLE VOLATILE ORGANICS SW8011**			BatchID: **340792**		Analysis Date: **08/03/2022**		Seq No: **11508493**	
Analyte	Result	RPT Limit	SPK value	SPK Ref Val	%REC	Low Limit	High Limit	RPD Ref Val	%RPD	RPD Limit	Qual
1,2-Dibromoethane	BRL	0.020						0	0	30	

Qualifiers:

>	Greater than Result value	<	Less than Result value	B	Analyte detected in the associated method blank
BRL	Below reporting limit	E	Estimated (value above quantitation range)	H	Holding times for preparation or analysis exceeded
J	Estimated value detected below Reporting Limit	N	Analyte not NELAC certified	R	RPD outside limits due to matrix
Rpt Lim	Reporting Limit	S	Spike Recovery outside limits due to matrix		

Client: Terracon Consultants, Inc.
Project Name: Eddie's Pitt Stop
Workorder: 2208242

ANALYTICAL QC SUMMARY REPORT

BatchID: 340792

Sample ID: **2208242-005BDUP** Client ID: **RW-1** Units: **ug/L** Prep Date: **08/03/2022** Run No: **493153**
SampleType: **DUP** TestCode: **MICRO-EXTRACTABLE VOLATILE ORGANICS SW8011** BatchID: **340792** Analysis Date: **08/03/2022** Seq No: **11508493**

Analyte	Result	RPT Limit	SPK value	SPK Ref Val	%REC	Low Limit	High Limit	RPD Ref Val	%RPD	RPD Limit	Qual
Surr: 4-Bromofluorobenzene	5.384	0	4.980		108	69.7	138	6.119	0	0	

Qualifiers:

>	Greater than Result value	<	Less than Result value	B	Analyte detected in the associated method blank
BRL	Below reporting limit	E	Estimated (value above quantitation range)	H	Holding times for preparation or analysis exceeded
J	Estimated value detected below Reporting Limit	N	Analyte not NELAC certified	R	RPD outside limits due to matrix
Rpt Lim	Reporting Limit	S	Spike Recovery outside limits due to matrix		

Client: Terracon Consultants, Inc.
Project Name: Eddie's Pitt Stop
Workorder: 2208242

ANALYTICAL QC SUMMARY REPORT

BatchID: 340825

Sample ID: **MB-340825** Client ID: Units: **ug/L** Prep Date: **08/03/2022** Run No: **492903**
SampleType: **MBLK** TestCode: **Volatile Organic Compounds SW8260D** BatchID: **340825** Analysis Date: **08/03/2022** Seq No: **11502918**

Analyte	Result	RPT Limit	SPK value	SPK Ref Val	%REC	Low Limit	High Limit	RPD Ref Val	%RPD	RPD Limit	Qual
1,2-Dichloroethane	BRL	1.0									
3,3-Dimethyl-1-butanol	BRL	100									
Benzene	BRL	1.0									
Ethanol	BRL	100									
Ethyl tert-butyl ether	BRL	10									
Ethylbenzene	BRL	1.0									
Isopropyl ether	BRL	10									
m,p-Xylene	BRL	1.0									
Methyl tert-butyl ether	BRL	1.0									
Naphthalene	BRL	5.0									
o-Xylene	BRL	1.0									
tert-Amyl alcohol	BRL	100									
tert-Amyl methyl ether	BRL	10									
tert-Butyl Alcohol	BRL	100									
tert-Butyl formate	BRL	100									
Toluene	BRL	1.0									
Surr: 4-Bromofluorobenzene	49.60	0	50.00		99.2	75	118				
Surr: Dibromofluoromethane	52.22	0	50.00		104	82.5	121				
Surr: Toluene-d8	48.48	0	50.00		97.0	78.3	118				

Sample ID: **LCS-340825** Client ID: Units: **ug/L** Prep Date: **08/03/2022** Run No: **492903**
SampleType: **LCS** TestCode: **Volatile Organic Compounds SW8260D** BatchID: **340825** Analysis Date: **08/03/2022** Seq No: **11502919**

Analyte	Result	RPT Limit	SPK value	SPK Ref Val	%REC	Low Limit	High Limit	RPD Ref Val	%RPD	RPD Limit	Qual
1,2-Dichloroethane	46.54	1.0	50.00		93.1	70	130				
3,3-Dimethyl-1-butanol	589.1	100	500.0		118	70	130				
Benzene	47.32	1.0	50.00		94.6	80.4	126				
Ethanol	524.6	100	500.0		105	70	130				

Qualifiers:

>	Greater than Result value	<	Less than Result value	B	Analyte detected in the associated method blank
BRL	Below reporting limit	E	Estimated (value above quantitation range)	H	Holding times for preparation or analysis exceeded
J	Estimated value detected below Reporting Limit	N	Analyte not NELAC certified	R	RPD outside limits due to matrix
Rpt Lim	Reporting Limit	S	Spike Recovery outside limits due to matrix		

Client: Terracon Consultants, Inc.
Project Name: Eddie's Pitt Stop
Workorder: 2208242

ANALYTICAL QC SUMMARY REPORT

BatchID: 340825

Sample ID: **LCS-340825** Client ID: Units: **ug/L** Prep Date: **08/03/2022** Run No: **492903**
SampleType: **LCS** TestCode: **Volatile Organic Compounds SW8260D** BatchID: **340825** Analysis Date: **08/03/2022** Seq No: **11502919**

Analyte	Result	RPT Limit	SPK value	SPK Ref Val	%REC	Low Limit	High Limit	RPD Ref Val	%RPD	RPD Limit	Qual
Ethyl tert-butyl ether	105.0	10	100.0		105	70	130				
Ethylbenzene	46.98	1.0	50.00		94.0	82.7	125				
Isopropyl ether	106.2	10	100.0		106	70	130				
m,p-Xylene	92.36	1.0	100.0		92.4	80.7	127				
Methyl tert-butyl ether	51.28	1.0	50.00		103	70.8	129				
Naphthalene	45.39	5.0	50.00		90.8	70	130				
o-Xylene	46.56	1.0	50.00		93.1	81.1	124				
tert-Amyl alcohol	574.9	100	500.0		115	70	130				
tert-Amyl methyl ether	111.4	10	100.0		111	70	130				
tert-Butyl Alcohol	577.5	100	500.0		116	70	130				
tert-Butyl formate	415.9	100	500.0		83.2	70	130				
Toluene	48.35	1.0	50.00		96.7	79.2	124				
Surr: 4-Bromofluorobenzene	50.73	0	50.00		101	75	118				
Surr: Dibromofluoromethane	49.51	0	50.00		99.0	82.5	121				
Surr: Toluene-d8	50.23	0	50.00		100	78.3	118				

Sample ID: **2208240-006AMS** Client ID: Units: **ug/L** Prep Date: **08/03/2022** Run No: **492903**
SampleType: **MS** TestCode: **Volatile Organic Compounds SW8260D** BatchID: **340825** Analysis Date: **08/04/2022** Seq No: **11503024**

Analyte	Result	RPT Limit	SPK value	SPK Ref Val	%REC	Low Limit	High Limit	RPD Ref Val	%RPD	RPD Limit	Qual
1,2-Dichloroethane	4499	100	5000		90.0	72.1	135				
3,3-Dimethyl-1-butanol	39250	10000	50000		78.5	60.1	130				
Benzene	4738	100	5000	291.0	88.9	70.5	136				
Ethanol	38400	10000	50000		76.8	61.9	140				
Ethyl tert-butyl ether	9266	1000	10000		92.7	71.2	122				
Ethylbenzene	5475	100	5000	768.0	94.1	70	134				
Isopropyl ether	10010	1000	10000		100	71	133				
m,p-Xylene	11550	100	10000	2254	92.9	66.3	138				

Qualifiers:

>	Greater than Result value	<	Less than Result value	B	Analyte detected in the associated method blank
BRL	Below reporting limit	E	Estimated (value above quantitation range)	H	Holding times for preparation or analysis exceeded
J	Estimated value detected below Reporting Limit	N	Analyte not NELAC certified	R	RPD outside limits due to matrix
Rpt Lim	Reporting Limit	S	Spike Recovery outside limits due to matrix		

Client: Terracon Consultants, Inc.
Project Name: Eddie's Pitt Stop
Workorder: 2208242

ANALYTICAL QC SUMMARY REPORT

BatchID: 340825

Sample ID: **2208240-006AMS** Client ID: Units: **ug/L** Prep Date: **08/03/2022** Run No: **492903**
SampleType: **MS** TestCode: **Volatile Organic Compounds SW8260D** BatchID: **340825** Analysis Date: **08/04/2022** Seq No: **11503024**

Analyte	Result	RPT Limit	SPK value	SPK Ref Val	%REC	Low Limit	High Limit	RPD Ref Val	%RPD	RPD Limit	Qual
Methyl tert-butyl ether	4333	100	5000		86.7	65.7	136				
Naphthalene	5039	500	5000	248.0	95.8	58.6	135				
o-Xylene	5594	100	5000	906.0	93.8	67.1	136				
tert-Amyl alcohol	37470	10000	50000		74.9	69.7	140				
tert-Amyl methyl ether	9355	1000	10000		93.6	70.1	126				
tert-Butyl Alcohol	42590	10000	50000		85.2	67	140				
tert-Butyl formate	32620	10000	50000		65.2	60	134				
Toluene	4663	100	5000	232.0	88.6	66.4	140				
Surr: 4-Bromofluorobenzene	4670	0	5000		93.4	75	118				
Surr: Dibromofluoromethane	4988	0	5000		99.8	82.5	121				
Surr: Toluene-d8	4849	0	5000		97.0	78.3	118				

Sample ID: **2208242-008ADUP** Client ID: **MW-13** Units: **ug/L** Prep Date: **08/03/2022** Run No: **492903**
SampleType: **DUP** TestCode: **Volatile Organic Compounds SW8260D** BatchID: **340825** Analysis Date: **08/04/2022** Seq No: **11503026**

Analyte	Result	RPT Limit	SPK value	SPK Ref Val	%REC	Low Limit	High Limit	RPD Ref Val	%RPD	RPD Limit	Qual
1,2-Dichloroethane	BRL	1.0						0	0	30	
3,3-Dimethyl-1-butanol	BRL	100						0	0	30	
Benzene	BRL	1.0						0.4400	0	30	
Ethanol	BRL	100						0	0	30	
Ethyl tert-butyl ether	BRL	10						0	0	30	
Ethylbenzene	BRL	1.0						0	0	30	
Isopropyl ether	BRL	10						0	0	30	
m,p-Xylene	BRL	1.0						0	0	30	
Methyl tert-butyl ether	BRL	1.0						0	0	30	
Naphthalene	BRL	5.0						0	0	30	
o-Xylene	BRL	1.0						0	0	30	
tert-Amyl alcohol	BRL	100						0	0	30	

Qualifiers:

>	Greater than Result value	<	Less than Result value	B	Analyte detected in the associated method blank
BRL	Below reporting limit	E	Estimated (value above quantitation range)	H	Holding times for preparation or analysis exceeded
J	Estimated value detected below Reporting Limit	N	Analyte not NELAC certified	R	RPD outside limits due to matrix
Rpt Lim	Reporting Limit	S	Spike Recovery outside limits due to matrix		

Client: Terracon Consultants, Inc.
Project Name: Eddie's Pitt Stop
Workorder: 2208242

ANALYTICAL QC SUMMARY REPORT

BatchID: 340825

Sample ID: **2208242-008ADUP** Client ID: **MW-13** Units: **ug/L** Prep Date: **08/03/2022** Run No: **492903**
SampleType: **DUP** TestCode: **Volatile Organic Compounds SW8260D** BatchID: **340825** Analysis Date: **08/04/2022** Seq No: **11503026**

Analyte	Result	RPT Limit	SPK value	SPK Ref Val	%REC	Low Limit	High Limit	RPD Ref Val	%RPD	RPD Limit	Qual
tert-Amyl methyl ether	BRL	10						0	0	30	
tert-Butyl Alcohol	BRL	100						0	0	30	
tert-Butyl formate	BRL	100						0	0	30	
Toluene	BRL	1.0						0	0	30	
Surr: 4-Bromofluorobenzene	46.27	0				75	118	48.45	0	30	
Surr: Dibromofluoromethane	51.83	0				82.5	121	50.62	0	30	
Surr: Toluene-d8	46.73	0				78.3	118	46.82	0	30	

Qualifiers:

>	Greater than Result value	<	Less than Result value	B	Analyte detected in the associated method blank
BRL	Below reporting limit	E	Estimated (value above quantitation range)	H	Holding times for preparation or analysis exceeded
J	Estimated value detected below Reporting Limit	N	Analyte not NELAC certified	R	RPD outside limits due to matrix
Rpt Lim	Reporting Limit	S	Spike Recovery outside limits due to matrix		

Client: Terracon Consultants, Inc.
Project Name: Eddie's Pitt Stop
Workorder: 2208242

ANALYTICAL QC SUMMARY REPORT

BatchID: 340831

Sample ID: **MB-340831** Client ID: Units: **ug/L** Prep Date: **08/03/2022** Run No: **492906**
SampleType: **MBLK** TestCode: **Volatile Organic Compounds SW8260D** BatchID: **340831** Analysis Date: **08/04/2022** Seq No: **11503028**

Analyte	Result	RPT Limit	SPK value	SPK Ref Val	%REC	Low Limit	High Limit	RPD Ref Val	%RPD	RPD Limit	Qual
1,2-Dichloroethane	BRL	1.0									
3,3-Dimethyl-1-butanol	BRL	100									
Benzene	BRL	1.0									
Ethanol	BRL	100									
Ethyl tert-butyl ether	BRL	10									
Ethylbenzene	BRL	1.0									
Isopropyl ether	BRL	10									
m,p-Xylene	BRL	1.0									
Methyl tert-butyl ether	BRL	1.0									
Naphthalene	BRL	5.0									
o-Xylene	BRL	1.0									
tert-Amyl alcohol	BRL	100									
tert-Amyl methyl ether	BRL	10									
tert-Butyl Alcohol	BRL	100									
tert-Butyl formate	BRL	100									
Toluene	BRL	1.0									
Surr: 4-Bromofluorobenzene	45.02	0	50.00		90.0	75	118				
Surr: Dibromofluoromethane	51.87	0	50.00		104	82.5	121				
Surr: Toluene-d8	46.49	0	50.00		93.0	78.3	118				

Sample ID: **LCS-340831** Client ID: Units: **ug/L** Prep Date: **08/03/2022** Run No: **492906**
SampleType: **LCS** TestCode: **Volatile Organic Compounds SW8260D** BatchID: **340831** Analysis Date: **08/03/2022** Seq No: **11503029**

Analyte	Result	RPT Limit	SPK value	SPK Ref Val	%REC	Low Limit	High Limit	RPD Ref Val	%RPD	RPD Limit	Qual
1,2-Dichloroethane	47.27	1.0	50.00		94.5	70	130				
3,3-Dimethyl-1-butanol	454.2	100	500.0		90.8	70	130				
Benzene	47.69	1.0	50.00		95.4	80.4	126				
Ethanol	487.7	100	500.0		97.5	70	130				

Qualifiers:

>	Greater than Result value	<	Less than Result value	B	Analyte detected in the associated method blank
BRL	Below reporting limit	E	Estimated (value above quantitation range)	H	Holding times for preparation or analysis exceeded
J	Estimated value detected below Reporting Limit	N	Analyte not NELAC certified	R	RPD outside limits due to matrix
Rpt Lim	Reporting Limit	S	Spike Recovery outside limits due to matrix		

Client: Terracon Consultants, Inc.
Project Name: Eddie's Pitt Stop
Workorder: 2208242

ANALYTICAL QC SUMMARY REPORT

BatchID: 340831

Sample ID: **LCS-340831** Client ID: Units: **ug/L** Prep Date: **08/03/2022** Run No: **492906**
SampleType: **LCS** TestCode: **Volatile Organic Compounds SW8260D** BatchID: **340831** Analysis Date: **08/03/2022** Seq No: **11503029**

Analyte	Result	RPT Limit	SPK value	SPK Ref Val	%REC	Low Limit	High Limit	RPD Ref Val	%RPD	RPD Limit	Qual
Ethyl tert-butyl ether	99.14	10	100.0		99.1	70	130				
Ethylbenzene	50.00	1.0	50.00		100	82.7	125				
Isopropyl ether	105.2	10	100.0		105	70	130				
m,p-Xylene	99.11	1.0	100.0		99.1	80.7	127				
Methyl tert-butyl ether	47.89	1.0	50.00		95.8	70.8	129				
Naphthalene	49.60	5.0	50.00		99.2	70	130				
o-Xylene	49.67	1.0	50.00		99.3	81.1	124				
tert-Amyl alcohol	412.1	100	500.0		82.4	70	130				
tert-Amyl methyl ether	100.4	10	100.0		100	70	130				
tert-Butyl Alcohol	460.8	100	500.0		92.2	70	130				
tert-Butyl formate	357.1	100	500.0		71.4	70	130				
Toluene	47.52	1.0	50.00		95.0	79.2	124				
Surr: 4-Bromofluorobenzene	46.91	0	50.00		93.8	75	118				
Surr: Dibromofluoromethane	48.50	0	50.00		97.0	82.5	121				
Surr: Toluene-d8	47.51	0	50.00		95.0	78.3	118				

Sample ID: **2208259-005AMS** Client ID: Units: **ug/L** Prep Date: **08/03/2022** Run No: **492906**
SampleType: **MS** TestCode: **Volatile Organic Compounds SW8260D** BatchID: **340831** Analysis Date: **08/04/2022** Seq No: **11504006**

Analyte	Result	RPT Limit	SPK value	SPK Ref Val	%REC	Low Limit	High Limit	RPD Ref Val	%RPD	RPD Limit	Qual
1,2-Dichloroethane	48.07	1.0	50.00		96.1	72.1	135				
3,3-Dimethyl-1-butanol	451.9	100	500.0		90.4	60.1	130				
Benzene	49.92	1.0	50.00		99.8	70.5	136				
Ethanol	379.0	100	500.0		75.8	61.9	140				
Ethyl tert-butyl ether	98.00	10	100.0		98.0	71.2	122				
Ethylbenzene	52.27	1.0	50.00		105	70	134				
Isopropyl ether	102.0	10	100.0		102	71	133				
m,p-Xylene	103.6	1.0	100.0		104	66.3	138				

Qualifiers:

>	Greater than Result value	<	Less than Result value	B	Analyte detected in the associated method blank
BRL	Below reporting limit	E	Estimated (value above quantitation range)	H	Holding times for preparation or analysis exceeded
J	Estimated value detected below Reporting Limit	N	Analyte not NELAC certified	R	RPD outside limits due to matrix
Rpt Lim	Reporting Limit	S	Spike Recovery outside limits due to matrix		

Client: Terracon Consultants, Inc.
Project Name: Eddie's Pitt Stop
Workorder: 2208242

ANALYTICAL QC SUMMARY REPORT

BatchID: 340831

Sample ID: **2208259-005AMS** Client ID: Units: **ug/L** Prep Date: **08/03/2022** Run No: **492906**
SampleType: **MS** TestCode: **Volatile Organic Compounds SW8260D** BatchID: **340831** Analysis Date: **08/04/2022** Seq No: **11504006**

Analyte	Result	RPT Limit	SPK value	SPK Ref Val	%REC	Low Limit	High Limit	RPD Ref Val	%RPD	RPD Limit	Qual
Methyl tert-butyl ether	47.42	1.0	50.00		94.8	65.7	136				
Naphthalene	53.05	5.0	50.00		106	58.6	135				
o-Xylene	52.04	1.0	50.00		104	67.1	136				
tert-Amyl alcohol	411.7	100	500.0		82.3	69.7	140				
tert-Amyl methyl ether	101.4	10	100.0		101	70.1	126				
tert-Butyl Alcohol	604.3	100	500.0		121	67	140				
tert-Butyl formate	50.30	100	500.0		10.1	60	134				JS
Toluene	49.55	1.0	50.00		99.1	66.4	140				
Surr: 4-Bromofluorobenzene	46.59	0	50.00		93.2	75	118				
Surr: Dibromofluoromethane	49.99	0	50.00		100.0	82.5	121				
Surr: Toluene-d8	47.56	0	50.00		95.1	78.3	118				

Sample ID: **2208259-001ADUP** Client ID: Units: **ug/L** Prep Date: **08/03/2022** Run No: **492906**
SampleType: **DUP** TestCode: **Volatile Organic Compounds SW8260D** BatchID: **340831** Analysis Date: **08/04/2022** Seq No: **11503478**

Analyte	Result	RPT Limit	SPK value	SPK Ref Val	%REC	Low Limit	High Limit	RPD Ref Val	%RPD	RPD Limit	Qual
1,2-Dichloroethane	BRL	1.0						0	0	30	
3,3-Dimethyl-1-butanol	BRL	100						0	0	30	
Benzene	BRL	1.0						0	0	30	
Ethanol	BRL	100						0	0	30	
Ethyl tert-butyl ether	BRL	10						0	0	30	
Ethylbenzene	BRL	1.0						0	0	30	
Isopropyl ether	BRL	10						0	0	30	
m,p-Xylene	BRL	1.0						0	0	30	
Methyl tert-butyl ether	BRL	1.0						0	0	30	
Naphthalene	BRL	5.0						0	0	30	
o-Xylene	BRL	1.0						0	0	30	
tert-Amyl alcohol	BRL	100						0	0	30	

Qualifiers:

>	Greater than Result value	<	Less than Result value	B	Analyte detected in the associated method blank
BRL	Below reporting limit	E	Estimated (value above quantitation range)	H	Holding times for preparation or analysis exceeded
J	Estimated value detected below Reporting Limit	N	Analyte not NELAC certified	R	RPD outside limits due to matrix
Rpt Lim	Reporting Limit	S	Spike Recovery outside limits due to matrix		

Client: Terracon Consultants, Inc.
Project Name: Eddie's Pitt Stop
Workorder: 2208242

ANALYTICAL QC SUMMARY REPORT

BatchID: 340831

Sample ID: **2208259-001ADUP** Client ID: Units: **ug/L** Prep Date: **08/03/2022** Run No: **492906**
SampleType: **DUP** TestCode: **Volatile Organic Compounds SW8260D** BatchID: **340831** Analysis Date: **08/04/2022** Seq No: **11503478**

Analyte	Result	RPT Limit	SPK value	SPK Ref Val	%REC	Low Limit	High Limit	RPD Ref Val	%RPD	RPD Limit	Qual
tert-Amyl methyl ether	BRL	10						0	0	30	
tert-Butyl Alcohol	BRL	100						0	0	30	
tert-Butyl formate	BRL	100						0	0	30	
Toluene	BRL	1.0						0	0	30	
Surr: 4-Bromofluorobenzene	45.52	0				75	118	45.02	0	30	
Surr: Dibromofluoromethane	53.01	0				82.5	121	52.18	0	30	
Surr: Toluene-d8	47.12	0				78.3	118	46.55	0	30	

Qualifiers:

>	Greater than Result value	<	Less than Result value	B	Analyte detected in the associated method blank
BRL	Below reporting limit	E	Estimated (value above quantitation range)	H	Holding times for preparation or analysis exceeded
J	Estimated value detected below Reporting Limit	N	Analyte not NELAC certified	R	RPD outside limits due to matrix
Rpt Lim	Reporting Limit	S	Spike Recovery outside limits due to matrix		

End of Report

ACCESS ANALYTICAL, INC.

ANALYTICAL REPORT

CLIENT

Terracon Consultants, Inc.
521 Clemson Rd
Columbia SC 29229

ATTENTION
Jordan Floyd

PROJECT ID
Eddie's Pitt Stop

LABORATORY REPORT NUMBER
2208240

DATE
August 10, 2022

Primary Data Review By

Chris Pafford
Project Manager, AES

Secondary Data Review By

Ashley Amick
Project Manager, Access Analytical
aamick@axs-inc.com

PLEASE NOTE:

- **Unless otherwise noted, all analysis on this report performed at Analytical Environmental Services Inc. (AES Inc), 3080 Presidential Drive, Atlanta, GA 30340.**
- **AES is SCDHEC certified laboratory # 98016, NCDENR certified lab # 562, GA certified lab # FL-E87582, NELAP certified laboratory # E87582**
- **AIHA-LAP,LLC Laboratory ID:100671 for Industrial Hygiene samples (Organics, Metals, PCM Asbestos, Gravimetric), Environmental Lead (Paint, Soil, Dust Wipes, Air), and Environmental Microbiology (Fungal) Direct Examination.**
- Local support services for this project are provided by Access Analytical, Inc. Access Analytical is a representative of AES serving client in the SC/NC/GA areas. All questions regarding this report should be directed to your local Access Analytical representative at 803.781.4243 or toll fee at 883.315.4243

Access Lab Report #: _____

Sub Lab (if applicable): _____ / Sub Report #: _____

Client Purchase Order #: _____

Access Estimate #: _____

ACCESS ANALYTICAL, INC.

Access Analytical, Inc.
15 Thames Valley Rd. ~ Irmo, SC 29063
Phone: 803-781-4243 / Fax: 803-781-4303 / www.axs-inc.com
SCDHEC Lab Certification # 32571
NELAC Lab ID # E871145

Chain of Custody Record

2208240

Client:	Terracon Consultants	Preservatives (see codes):	1 / 1
Attn:	Jordan Floyd	Bottle Types (see codes):	G / G
Address:	521 Clemson Rd		
City:	Columbia	State: SC	Zip Code: 29229
Phone:		Fax:	
Email:	Jordan.Floyd@terracon.com		
Project Name:	Eddie's Pitt Stop		
Sampled By (Signature):	[signature]		

REQUESTED LAB ANALYSIS: →

Lab ID:	Sample Name:	Date Collected:	Time Collected:	C=Comp G=Grab	Matrix (see codes)	Program Area (see codes)	Total #+ Containers		BTEXNM,1,LDCA,oxy 8260	EDB 8011	Notes / Comments
	MW-18	7/27/22	1210	G	GW	SHW	5	# Containers per Test >>	3	2	
	MW-8D	7/27/22	1300	G	GW	SHW	5	# Containers per Test >>	3	2	
	MW-17D	7/27/22	1435	G	GW	SHW	5	# Containers per Test >>	3	2	
	8871-MW-17	7/27/22	1515	G	GW	SHW	5	# Containers per Test >>	3	2	
	FB	7/28/22	830	G	GW	SHW	5	# Containers per Test >>	3	2	
	MW-5	7/28/22	910	G	GW	SHW	5	# Containers per Test >>	3	2	
	MW-4	7/28/22	950	G	GW	SHW	5	# Containers per Test >>	3	2	
	MW-1	7/28/22	1045	G	GW	SHW	5	# Containers per Test >>	3	2	
								# Containers per Test >>			
								# Containers per Test >>			

Preservation Codes / Bottle Types:

*Preservative Codes:
0 = None, 1 = HCL, 2 = HNO3, 3 = H_2SO_4, 4 = NaOH, 5 = $Na_2S_2O_3$, 6 = Method 5035 set w/ $NaHSO_4$ & CH_3OH, 7 = NaOH/ZnOAC, 8 = H_3PO_4, 9 = cooled to ≤6°C, 10 = cooled to ≤10°C, 11 = Amm.Cl-, 12 = Ascorbic Acid / HCL, 13 = EDA

*Matrix Codes:
GW = ground water, WW = waste water, DW = drinking water, SW = surface/storm water, S = soil, SL = sludge, A = air, IW = industrial waste, O = other (specify in comments section)

*Program Area Codes:
CWA = Clean Water Act (for wastewaters), SDWA = Safe Drinking Water Act (for drinking water), SHW = Solid and Hazardous Wastes (for soils, ground waters and waste samples)

*Container Type: G = Glass, P = Plastic

Turnaround Time Requested:		Project Location:		Relinquished By:	Received By:	Date:	Time (24hr):	Samples Received on Ice:
Standard	✓	SC	✓	[signature]	Christine Cole	7/29/22	1029	✓Y ___N ___N/A
Rush *		NC		Christine Cole	Fed Ex		1700	___Y ___N ___N/A
*Date Required		Other (Specify):						___Y ___N ___N/A
Rush data emailed/faxed by end of business day on date required. Standard TAT is 7-10 business days.						8/2/22	10:05	___Y ___N ___N/A

Received in lab by: Chill

Sample Temp. Received in Lab: 2.1 (°C)

Ref: RT1 Ref: RT2

Chain of Custody Page _____ of _____

White Copy: Lab original / Canary Copy: Client Copy

NOTE: Relinquishing samples via this Chain of Custody document constitutes client acceptance of Access Analytical terms and conditions.

Analytical Environmental Services, Inc

Date: 10-Aug-22

Client: Terracon Consultants, Inc.
Project: Eddie's Pitt Stop
Lab ID: 2208240

Case Narrative

Sample Receiving Nonconformance:

Samples DUP MW-4 and DUP MW-1 were received but not listed on the COC. Laboratory proceeded by analyzing the extra samples for the same analyses as the rest at the request of the client.

Analytical Environmental Services, Inc

Date: 10-Aug-22

Client:	Terracon Consultants, Inc.	**Client Sample ID:**	MW-18
Project Name:	Eddie's Pitt Stop	**Collection Date:**	7/27/2022 12:10:00 PM
Lab ID:	**2208240-001**	**Matrix:**	Groundwater

Analyses	Result	Qual	Reporting Limit	MDL	Units	Prepared	Date Analyzed	DF
Volatile Organic Compounds SW8260D					(SW5030B)			
Benzene	0.23	U	1.0	0.23	ug/L	08/03/2022 10:49:0(	08/03/2022 17:52	1
Toluene	0.55	U	1.0	0.55	ug/L	08/03/2022 10:49:0(	08/03/2022 17:52	1
Ethylbenzene	0.24	U	1.0	0.24	ug/L	08/03/2022 10:49:0(	08/03/2022 17:52	1
m,p-Xylene	0.51	U	1.0	0.51	ug/L	08/03/2022 10:49:0(	08/03/2022 17:52	1
o-Xylene	0.27	U	1.0	0.27	ug/L	08/03/2022 10:49:0(	08/03/2022 17:52	1
Methyl tert-butyl ether	0.24	U	1.0	0.24	ug/L	08/03/2022 10:49:0(	08/03/2022 17:52	1
Naphthalene	1.1	U	5.0	1.1	ug/L	08/03/2022 10:49:0(	08/03/2022 17:52	1
1,2-Dichloroethane	0.32	U	1.0	0.32	ug/L	08/03/2022 10:49:0(	08/03/2022 17:52	1
Ethyl tert-butyl ether	3.8	U	10	3.8	ug/L	08/03/2022 10:49:0(	08/03/2022 17:52	1
tert-Amyl methyl ether	4.2	U	10	4.2	ug/L	08/03/2022 10:49:0(	08/03/2022 17:52	1
Isopropyl ether	3.0	U	10	3.0	ug/L	08/03/2022 10:49:0(	08/03/2022 17:52	1
tert-Butyl Alcohol	35	U	100	35	ug/L	08/03/2022 10:49:0(	08/03/2022 17:52	1
tert-Amyl alcohol	31	U	100	31	ug/L	08/03/2022 10:49:0(	08/03/2022 17:52	1
tert-Butyl formate	33	U	100	33	ug/L	08/03/2022 10:49:0(	08/03/2022 17:52	1
Ethanol	53	U	100	53	ug/L	08/03/2022 10:49:0(	08/03/2022 17:52	1
3,3-Dimethyl-1-butanol	40	U	100	40	ug/L	08/03/2022 10:49:0(	08/03/2022 17:52	1
Surr: 4-Bromofluorobenzene	95.9		75-118	0	%REC	08/03/2022 10:49:0(	08/03/2022 17:52	1
Surr: Dibromofluoromethane	102		82.5-121	0	%REC	08/03/2022 10:49:0(	08/03/2022 17:52	1
Surr: Toluene-d8	92.5		78.3-118	0	%REC	08/03/2022 10:49:0(	08/03/2022 17:52	1
MICRO-EXTRACTABLE VOLATILE ORGANICS SW8011					(SW8011)			
1,2-Dibromoethane	0.015	U	0.020	0.015	ug/L	08/03/2022 10:31:4	08/04/2022 11:50	1
Surr: 4-Bromofluorobenzene	105		69.7-138	0	%REC	08/03/2022 10:31:4	08/04/2022 11:50	1

FLDEP Qualifiers:

- V Indicates that the analyte was detected in both the sample and the method blank
- U Indicates that the compound was analyzed for but not detected
- I The reported value is between the laboratory method detection limit and the laboratory practical quantitation limit
- J Estimated value
- Q Sample held beyond the accepted holding time

AES Laboratory Qualifiers:

- S Spike recovery outside limits due to matrix
- > Greater than result value
- R RPD outside limits due to matrix
- < Less than result value

Analytical Environmental Services, Inc

Date: 10-Aug-22

Client:	Terracon Consultants, Inc.	**Client Sample ID:**	MW-8D
Project Name:	Eddie's Pitt Stop	**Collection Date:**	7/27/2022 1:00:00 PM
Lab ID:	**2208240-002**	**Matrix:**	Groundwater

Analyses	Result	Qual	Reporting Limit	MDL	Units	Prepared	Date Analyzed	DF
Volatile Organic Compounds SW8260D					(SW5030B)			
Benzene	0.23	U	1.0	0.23	ug/L	08/03/2022 10:49:0(	08/03/2022 20:05	1
Toluene	0.55	U	1.0	0.55	ug/L	08/03/2022 10:49:0(	08/03/2022 20:05	1
Ethylbenzene	0.24	U	1.0	0.24	ug/L	08/03/2022 10:49:0(	08/03/2022 20:05	1
m,p-Xylene	0.51	U	1.0	0.51	ug/L	08/03/2022 10:49:0(	08/03/2022 20:05	1
o-Xylene	0.27	U	1.0	0.27	ug/L	08/03/2022 10:49:0(	08/03/2022 20:05	1
Methyl tert-butyl ether	0.24	U	1.0	0.24	ug/L	08/03/2022 10:49:0(	08/03/2022 20:05	1
Naphthalene	1.1	U	5.0	1.1	ug/L	08/03/2022 10:49:0(	08/03/2022 20:05	1
1,2-Dichloroethane	0.32	U	1.0	0.32	ug/L	08/03/2022 10:49:0(	08/03/2022 20:05	1
Ethyl tert-butyl ether	3.8	U	10	3.8	ug/L	08/03/2022 10:49:0(	08/03/2022 20:05	1
tert-Amyl methyl ether	4.2	U	10	4.2	ug/L	08/03/2022 10:49:0(	08/03/2022 20:05	1
Isopropyl ether	3.0	U	10	3.0	ug/L	08/03/2022 10:49:0(	08/03/2022 20:05	1
tert-Butyl Alcohol	35	U	100	35	ug/L	08/03/2022 10:49:0(	08/03/2022 20:05	1
tert-Amyl alcohol	31	U	100	31	ug/L	08/03/2022 10:49:0(	08/03/2022 20:05	1
tert-Butyl formate	33	U	100	33	ug/L	08/03/2022 10:49:0(	08/03/2022 20:05	1
Ethanol	53	U	100	53	ug/L	08/03/2022 10:49:0(	08/03/2022 20:05	1
3,3-Dimethyl-1-butanol	40	U	100	40	ug/L	08/03/2022 10:49:0(	08/03/2022 20:05	1
Surr: 4-Bromofluorobenzene	92.3		75-118	0	%REC	08/03/2022 10:49:0(	08/03/2022 20:05	1
Surr: Dibromofluoromethane	103		82.5-121	0	%REC	08/03/2022 10:49:0(	08/03/2022 20:05	1
Surr: Toluene-d8	93.4		78.3-118	0	%REC	08/03/2022 10:49:0(	08/03/2022 20:05	1
MICRO-EXTRACTABLE VOLATILE ORGANICS SW8011					(SW8011)			
1,2-Dibromoethane	0.016	U	0.021	0.016	ug/L	08/03/2022 10:31:4	08/04/2022 12:07	1
Surr: 4-Bromofluorobenzene	100		69.7-138	0	%REC	08/03/2022 10:31:4	08/04/2022 12:07	1

FLDEP Qualifiers:

- V Indicates that the analyte was detected in both the sample and the method blank
- U Indicates that the compound was analyzed for but not detected
- I The reported value is between the laboratory method detection limit and the laboratory practical quantitation limit
- J Estimated value
- Q Sample held beyond the accepted holding time

AES Laboratory Qualifiers:

- S Spike recovery outside limits due to matrix
- R RPD outside limits due to matrix
- > Greater than result value
- < Less than result value

Analytical Environmental Services, Inc

Date: 10-Aug-22

Client:	Terracon Consultants, Inc.	**Client Sample ID:**	MW-17D
Project Name:	Eddie's Pitt Stop	**Collection Date:**	7/27/2022 2:35:00 PM
Lab ID:	**2208240-003**	**Matrix:**	Groundwater

Analyses	Result	Qual	Reporting Limit	MDL	Units	Prepared	Date Analyzed	DF
Volatile Organic Compounds SW8260D					(SW5030B)			
Benzene	0.23	U	1.0	0.23	ug/L	08/03/2022 10:49:0(	08/03/2022 19:43	1
Toluene	0.55	U	1.0	0.55	ug/L	08/03/2022 10:49:0(	08/03/2022 19:43	1
Ethylbenzene	0.24	U	1.0	0.24	ug/L	08/03/2022 10:49:0(	08/03/2022 19:43	1
m,p-Xylene	0.51	U	1.0	0.51	ug/L	08/03/2022 10:49:0(	08/03/2022 19:43	1
o-Xylene	0.27	U	1.0	0.27	ug/L	08/03/2022 10:49:0(	08/03/2022 19:43	1
Methyl tert-butyl ether	0.24	U	1.0	0.24	ug/L	08/03/2022 10:49:0(	08/03/2022 19:43	1
Naphthalene	1.1	U	5.0	1.1	ug/L	08/03/2022 10:49:0(	08/03/2022 19:43	1
1,2-Dichloroethane	0.32	U	1.0	0.32	ug/L	08/03/2022 10:49:0(	08/03/2022 19:43	1
Ethyl tert-butyl ether	3.8	U	10	3.8	ug/L	08/03/2022 10:49:0(	08/03/2022 19:43	1
tert-Amyl methyl ether	4.2	U	10	4.2	ug/L	08/03/2022 10:49:0(	08/03/2022 19:43	1
Isopropyl ether	3.0	U	10	3.0	ug/L	08/03/2022 10:49:0(	08/03/2022 19:43	1
tert-Butyl Alcohol	35	U	100	35	ug/L	08/03/2022 10:49:0(	08/03/2022 19:43	1
tert-Amyl alcohol	31	U	100	31	ug/L	08/03/2022 10:49:0(	08/03/2022 19:43	1
tert-Butyl formate	33	U	100	33	ug/L	08/03/2022 10:49:0(	08/03/2022 19:43	1
Ethanol	53	U	100	53	ug/L	08/03/2022 10:49:0(	08/03/2022 19:43	1
3,3-Dimethyl-1-butanol	40	U	100	40	ug/L	08/03/2022 10:49:0(	08/03/2022 19:43	1
Surr: 4-Bromofluorobenzene	86.3		75-118	0	%REC	08/03/2022 10:49:0(	08/03/2022 19:43	1
Surr: Dibromofluoromethane	101		82.5-121	0	%REC	08/03/2022 10:49:0(	08/03/2022 19:43	1
Surr: Toluene-d8	91.6		78.3-118	0	%REC	08/03/2022 10:49:0(	08/03/2022 19:43	1
MICRO-EXTRACTABLE VOLATILE ORGANICS SW8011					(SW8011)			
1,2-Dibromoethane	0.015	U	0.020	0.015	ug/L	08/03/2022 10:31:4	08/04/2022 12:24	1
Surr: 4-Bromofluorobenzene	105		69.7-138	0	%REC	08/03/2022 10:31:4	08/04/2022 12:24	1

FLDEP Qualifiers:

- V Indicates that the analyte was detected in both the sample and the method blank
- U Indicates that the compound was analyzed for but not detected
- I The reported value is between the laboratory method detection limit and the laboratory practical quantitation limit
- J Estimated value
- Q Sample held beyond the accepted holding time

AES Laboratory Qualifiers:

- S Spike recovery outside limits due to matrix
- R RPD outside limits due to matrix
- > Greater than result value
- < Less than result value

Analytical Environmental Services, Inc

Date: 10-Aug-22

Client:	Terracon Consultants, Inc.	**Client Sample ID:**	MW-17
Project Name:	Eddie's Pitt Stop	**Collection Date:**	7/27/2022 3:15:00 PM
Lab ID:	**2208240-004**	**Matrix:**	Groundwater

Analyses	Result	Qual	Reporting Limit	MDL	Units	Prepared	Date Analyzed	DF
Volatile Organic Compounds SW8260D					(SW5030B)			
Benzene	0.23	U	1.0	0.23	ug/L	08/03/2022 10:49:0(	08/03/2022 16:45	1
Toluene	0.55	U	1.0	0.55	ug/L	08/03/2022 10:49:0(	08/03/2022 16:45	1
Ethylbenzene	0.24	U	1.0	0.24	ug/L	08/03/2022 10:49:0(	08/03/2022 16:45	1
m,p-Xylene	0.51	U	1.0	0.51	ug/L	08/03/2022 10:49:0(	08/03/2022 16:45	1
o-Xylene	0.27	U	1.0	0.27	ug/L	08/03/2022 10:49:0(	08/03/2022 16:45	1
Methyl tert-butyl ether	0.24	U	1.0	0.24	ug/L	08/03/2022 10:49:0(	08/03/2022 16:45	1
Naphthalene	1.1	U	5.0	1.1	ug/L	08/03/2022 10:49:0(	08/03/2022 16:45	1
1,2-Dichloroethane	0.32	U	1.0	0.32	ug/L	08/03/2022 10:49:0(	08/03/2022 16:45	1
Ethyl tert-butyl ether	3.8	U	10	3.8	ug/L	08/03/2022 10:49:0(	08/03/2022 16:45	1
tert-Amyl methyl ether	4.2	U	10	4.2	ug/L	08/03/2022 10:49:0(	08/03/2022 16:45	1
Isopropyl ether	3.0	U	10	3.0	ug/L	08/03/2022 10:49:0(	08/03/2022 16:45	1
tert-Butyl Alcohol	35	U	100	35	ug/L	08/03/2022 10:49:0(	08/03/2022 16:45	1
tert-Amyl alcohol	31	U	100	31	ug/L	08/03/2022 10:49:0(	08/03/2022 16:45	1
tert-Butyl formate	33	U	100	33	ug/L	08/03/2022 10:49:0(	08/03/2022 16:45	1
Ethanol	53	U	100	53	ug/L	08/03/2022 10:49:0(	08/03/2022 16:45	1
3,3-Dimethyl-1-butanol	40	U	100	40	ug/L	08/03/2022 10:49:0(	08/03/2022 16:45	1
Surr: 4-Bromofluorobenzene	95.9		75-118	0	%REC	08/03/2022 10:49:0(	08/03/2022 16:45	1
Surr: Dibromofluoromethane	104		82.5-121	0	%REC	08/03/2022 10:49:0(	08/03/2022 16:45	1
Surr: Toluene-d8	95.3		78.3-118	0	%REC	08/03/2022 10:49:0(	08/03/2022 16:45	1
MICRO-EXTRACTABLE VOLATILE ORGANICS SW8011					(SW8011)			
1,2-Dibromoethane	0.015	U	0.020	0.015	ug/L	08/03/2022 10:31:4	08/04/2022 12:41	1
Surr: 4-Bromofluorobenzene	103		69.7-138	0	%REC	08/03/2022 10:31:4	08/04/2022 12:41	1

FLDEP Qualifiers:

- V Indicates that the analyte was detected in both the sample and the method blank
- U Indicates that the compound was analyzed for but not detected
- I The reported value is between the laboratory method detection limit and the laboratory practical quantitation limit
- J Estimated value
- Q Sample held beyond the accepted holding time

AES Laboratory Qualifiers:

- S Spike recovery outside limits due to matrix
- R RPD outside limits due to matrix
- > Greater than result value
- < Less than result value

Analytical Environmental Services, Inc

Date: 10-Aug-22

Client:	Terracon Consultants, Inc.	**Client Sample ID:**	FB
Project Name:	Eddie's Pitt Stop	**Collection Date:**	7/28/2022 8:30:00 AM
Lab ID:	**2208240-005**	**Matrix:**	Groundwater

Analyses	Result	Qual	Reporting Limit	MDL	Units	Prepared	Date Analyzed	DF
Volatile Organic Compounds SW8260D					(SW5030B)			
Benzene	0.23	U	1.0	0.23	ug/L	08/03/2022 10:49:0(	08/03/2022 16:22	1
Toluene	0.55	U	1.0	0.55	ug/L	08/03/2022 10:49:0(	08/03/2022 16:22	1
Ethylbenzene	0.24	U	1.0	0.24	ug/L	08/03/2022 10:49:0(	08/03/2022 16:22	1
m,p-Xylene	0.51	U	1.0	0.51	ug/L	08/03/2022 10:49:0(	08/03/2022 16:22	1
o-Xylene	0.27	U	1.0	0.27	ug/L	08/03/2022 10:49:0(	08/03/2022 16:22	1
Methyl tert-butyl ether	0.24	U	1.0	0.24	ug/L	08/03/2022 10:49:0(	08/03/2022 16:22	1
Naphthalene	1.1	U	5.0	1.1	ug/L	08/03/2022 10:49:0(	08/03/2022 16:22	1
1,2-Dichloroethane	0.32	U	1.0	0.32	ug/L	08/03/2022 10:49:0(	08/03/2022 16:22	1
Ethyl tert-butyl ether	3.8	U	10	3.8	ug/L	08/03/2022 10:49:0(	08/03/2022 16:22	1
tert-Amyl methyl ether	4.2	U	10	4.2	ug/L	08/03/2022 10:49:0(	08/03/2022 16:22	1
Isopropyl ether	3.0	U	10	3.0	ug/L	08/03/2022 10:49:0(	08/03/2022 16:22	1
tert-Butyl Alcohol	35	U	100	35	ug/L	08/03/2022 10:49:0(	08/03/2022 16:22	1
tert-Amyl alcohol	31	U	100	31	ug/L	08/03/2022 10:49:0(	08/03/2022 16:22	1
tert-Butyl formate	33	U	100	33	ug/L	08/03/2022 10:49:0(	08/03/2022 16:22	1
Ethanol	53	U	100	53	ug/L	08/03/2022 10:49:0(	08/03/2022 16:22	1
3,3-Dimethyl-1-butanol	40	U	100	40	ug/L	08/03/2022 10:49:0(	08/03/2022 16:22	1
Surr: 4-Bromofluorobenzene	97.2		75-118	0	%REC	08/03/2022 10:49:0(	08/03/2022 16:22	1
Surr: Dibromofluoromethane	104		82.5-121	0	%REC	08/03/2022 10:49:0(	08/03/2022 16:22	1
Surr: Toluene-d8	94.5		78.3-118	0	%REC	08/03/2022 10:49:0(	08/03/2022 16:22	1
MICRO-EXTRACTABLE VOLATILE ORGANICS SW8011					(SW8011)			
1,2-Dibromoethane	0.015	U	0.020	0.015	ug/L	08/03/2022 10:31:4	08/04/2022 12:58	1
Surr: 4-Bromofluorobenzene	99.3		69.7-138	0	%REC	08/03/2022 10:31:4	08/04/2022 12:58	1

FLDEP Qualifiers:

- V Indicates that the analyte was detected in both the sample and the method blank
- U Indicates that the compound was analyzed for but not detected
- I The reported value is between the laboratory method detection limit and the laboratory practical quantitation limit
- J Estimated value
- Q Sample held beyond the accepted holding time

AES Laboratory Qualifiers:

- S Spike recovery outside limits due to matrix
- R RPD outside limits due to matrix
- > Greater than result value
- < Less than result value

Analytical Environmental Services, Inc

Date: 10-Aug-22

Client:	Terracon Consultants, Inc.	**Client Sample ID:**	MW-5
Project Name:	Eddie's Pitt Stop	**Collection Date:**	7/28/2022 9:10:00 AM
Lab ID:	**2208240-006**	**Matrix:**	Groundwater

Analyses	Result	Qual	Reporting Limit	MDL	Units	Prepared	Date Analyzed	DF
Volatile Organic Compounds SW8260D					(SW5030B)			
Benzene	290		10	2.3	ug/L	08/03/2022 10:49:0(	08/04/2022 11:36	10
Toluene	240		10	5.5	ug/L	08/03/2022 10:49:0(	08/04/2022 11:36	10
Ethylbenzene	820		10	2.4	ug/L	08/03/2022 10:49:0(	08/04/2022 11:36	10
m,p-Xylene	2300		100	51	ug/L	08/03/2022 10:49:0(	08/03/2022 21:35	100
o-Xylene	980		10	2.7	ug/L	08/03/2022 10:49:0(	08/04/2022 11:36	10
Methyl tert-butyl ether	0.24	U	1.0	0.24	ug/L	08/03/2022 10:49:0(	08/04/2022 11:13	1
Naphthalene	560		50	11	ug/L	08/03/2022 10:49:0(	08/04/2022 11:36	10
1,2-Dichloroethane	6.4		1.0	0.32	ug/L	08/03/2022 10:49:0(	08/04/2022 11:13	1
Ethyl tert-butyl ether	3.8	U	10	3.8	ug/L	08/03/2022 10:49:0(	08/04/2022 11:13	1
tert-Amyl methyl ether	4.2	U	10	4.2	ug/L	08/03/2022 10:49:0(	08/04/2022 11:13	1
Isopropyl ether	3.5	I	10	3.0	ug/L	08/03/2022 10:49:0(	08/04/2022 11:13	1
tert-Butyl Alcohol	35	U	100	35	ug/L	08/03/2022 10:49:0(	08/04/2022 11:13	1
tert-Amyl alcohol	370		100	31	ug/L	08/03/2022 10:49:0(	08/04/2022 11:13	1
tert-Butyl formate	33	U	100	33	ug/L	08/03/2022 10:49:0(	08/04/2022 11:13	1
Ethanol	53	U	100	53	ug/L	08/03/2022 10:49:0(	08/04/2022 11:13	1
3,3-Dimethyl-1-butanol	40	U	100	40	ug/L	08/03/2022 10:49:0(	08/04/2022 11:13	1
Surr: 4-Bromofluorobenzene	93.4		75-118	0	%REC	08/03/2022 10:49:0(	08/03/2022 21:35	100
Surr: 4-Bromofluorobenzene	94		75-118	0	%REC	08/03/2022 10:49:0(	08/04/2022 11:36	10
Surr: 4-Bromofluorobenzene	107		75-118	0	%REC	08/03/2022 10:49:0(	08/04/2022 11:13	1
Surr: Dibromofluoromethane	99.3		82.5-121	0	%REC	08/03/2022 10:49:0(	08/04/2022 11:13	1
Surr: Dibromofluoromethane	99.8		82.5-121	0	%REC	08/03/2022 10:49:0(	08/04/2022 11:36	10
Surr: Dibromofluoromethane	103		82.5-121	0	%REC	08/03/2022 10:49:0(	08/03/2022 21:35	100
Surr: Toluene-d8	92.8		78.3-118	0	%REC	08/03/2022 10:49:0(	08/03/2022 21:35	100
Surr: Toluene-d8	95		78.3-118	0	%REC	08/03/2022 10:49:0(	08/04/2022 11:36	10
Surr: Toluene-d8	97.9		78.3-118	0	%REC	08/03/2022 10:49:0(	08/04/2022 11:13	1
MICRO-EXTRACTABLE VOLATILE ORGANICS SW8011					(SW8011)			
1,2-Dibromoethane	0.765		0.588	0.450	ug/L	08/03/2022 10:31:4	08/08/2022 11:35	30
Surr: 4-Bromofluorobenzene	101		69.7-138	0	%REC	08/03/2022 10:31:4	08/04/2022 13:31	1

FLDEP Qualifiers:

- V Indicates that the analyte was detected in both the sample and the method blank
- U Indicates that the compound was analyzed for but not detected
- I The reported value is between the laboratory method detection limit and the laboratory practical quantitation limit
- J Estimated value
- Q Sample held beyond the accepted holding time

AES Laboratory Qualifiers:

- S Spike recovery outside limits due to matrix
- R RPD outside limits due to matrix
- > Greater than result value
- < Less than result value

Analytical Environmental Services, Inc

Date: 10-Aug-22

Client:	Terracon Consultants, Inc.	**Client Sample ID:**	MW-4
Project Name:	Eddie's Pitt Stop	**Collection Date:**	7/28/2022 9:50:00 AM
Lab ID:	**2208240-007**	**Matrix:**	Groundwater

Analyses	Result	Qual	Reporting Limit	MDL	Units	Prepared	Date Analyzed	DF
Volatile Organic Compounds SW8260D					(SW5030B)			
Benzene	33		1.0	0.23	ug/L	08/03/2022 10:49:0(	08/03/2022 18:36	1
Toluene	1.1		1.0	0.55	ug/L	08/03/2022 10:49:0(	08/03/2022 18:36	1
Ethylbenzene	41		1.0	0.24	ug/L	08/03/2022 10:49:0(	08/03/2022 18:36	1
m,p-Xylene	74		1.0	0.51	ug/L	08/03/2022 10:49:0(	08/03/2022 18:36	1
o-Xylene	93		1.0	0.27	ug/L	08/03/2022 10:49:0(	08/03/2022 18:36	1
Methyl tert-butyl ether	0.24	U	1.0	0.24	ug/L	08/03/2022 10:49:0(	08/03/2022 18:36	1
Naphthalene	64		5.0	1.1	ug/L	08/03/2022 10:49:0(	08/03/2022 18:36	1
1,2-Dichloroethane	1.6		1.0	0.32	ug/L	08/03/2022 10:49:0(	08/03/2022 18:36	1
Ethyl tert-butyl ether	3.8	U	10	3.8	ug/L	08/03/2022 10:49:0(	08/03/2022 18:36	1
tert-Amyl methyl ether	4.2	U	10	4.2	ug/L	08/03/2022 10:49:0(	08/03/2022 18:36	1
Isopropyl ether	3.0	U	10	3.0	ug/L	08/03/2022 10:49:0(	08/03/2022 18:36	1
tert-Butyl Alcohol	35	U	100	35	ug/L	08/03/2022 10:49:0(	08/03/2022 18:36	1
tert-Amyl alcohol	160		100	31	ug/L	08/03/2022 10:49:0(	08/03/2022 18:36	1
tert-Butyl formate	33	U	100	33	ug/L	08/03/2022 10:49:0(	08/03/2022 18:36	1
Ethanol	53	U	100	53	ug/L	08/03/2022 10:49:0(	08/03/2022 18:36	1
3,3-Dimethyl-1-butanol	40	U	100	40	ug/L	08/03/2022 10:49:0(	08/03/2022 18:36	1
Surr: 4-Bromofluorobenzene	96.5		75-118	0	%REC	08/03/2022 10:49:0(	08/03/2022 18:36	1
Surr: Dibromofluoromethane	103		82.5-121	0	%REC	08/03/2022 10:49:0(	08/03/2022 18:36	1
Surr: Toluene-d8	95.9		78.3-118	0	%REC	08/03/2022 10:49:0(	08/03/2022 18:36	1
MICRO-EXTRACTABLE VOLATILE ORGANICS SW8011					(SW8011)			
1,2-Dibromoethane	0.049		0.020	0.015	ug/L	08/03/2022 10:31:4(	08/04/2022 13:48	1
Surr: 4-Bromofluorobenzene	106		69.7-138	0	%REC	08/03/2022 10:31:4(	08/04/2022 13:48	1

FLDEP Qualifiers:

- V Indicates that the analyte was detected in both the sample and the method blank
- U Indicates that the compound was analyzed for but not detected
- I The reported value is between the laboratory method detection limit and the laboratory practical quantitation limit
- J Estimated value
- Q Sample held beyond the accepted holding time

AES Laboratory Qualifiers:

- S Spike recovery outside limits due to matrix
- R RPD outside limits due to matrix
- > Greater than result value
- < Less than result value

Analytical Environmental Services, Inc

Date: 10-Aug-22

Client:	Terracon Consultants, Inc.	**Client Sample ID:**	MW-1
Project Name:	Eddie's Pitt Stop	**Collection Date:**	7/28/2022 10:45:00 AM
Lab ID:	**2208240-008**	**Matrix:**	Groundwater

Analyses	Result	Qual	Reporting Limit	MDL	Units	Prepared	Date Analyzed	DF
Volatile Organic Compounds SW8260D					(SW5030B)			
Benzene	590		20	4.5	ug/L	08/03/2022 10:49:0(	08/03/2022 22:19	20
Toluene	39		1.0	0.55	ug/L	08/03/2022 10:49:0(	08/03/2022 21:57	1
Ethylbenzene	390		20	4.7	ug/L	08/03/2022 10:49:0(	08/03/2022 22:19	20
m,p-Xylene	510		20	10	ug/L	08/03/2022 10:49:0(	08/03/2022 22:19	20
o-Xylene	680		20	5.5	ug/L	08/03/2022 10:49:0(	08/03/2022 22:19	20
Methyl tert-butyl ether	0.24	U	1.0	0.24	ug/L	08/03/2022 10:49:0(	08/03/2022 21:57	1
Naphthalene	180		100	22	ug/L	08/03/2022 10:49:0(	08/03/2022 22:19	20
1,2-Dichloroethane	11		1.0	0.32	ug/L	08/03/2022 10:49:0(	08/03/2022 21:57	1
Ethyl tert-butyl ether	3.8	U	10	3.8	ug/L	08/03/2022 10:49:0(	08/03/2022 21:57	1
tert-Amyl methyl ether	4.2	U	10	4.2	ug/L	08/03/2022 10:49:0(	08/03/2022 21:57	1
Isopropyl ether	7.6	I	10	3.0	ug/L	08/03/2022 10:49:0(	08/03/2022 21:57	1
tert-Butyl Alcohol	35	U	100	35	ug/L	08/03/2022 10:49:0(	08/03/2022 21:57	1
tert-Amyl alcohol	600		100	31	ug/L	08/03/2022 10:49:0(	08/03/2022 21:57	1
tert-Butyl formate	33	U	100	33	ug/L	08/03/2022 10:49:0(	08/03/2022 21:57	1
Ethanol	53	U	100	53	ug/L	08/03/2022 10:49:0(	08/03/2022 21:57	1
3,3-Dimethyl-1-butanol	40	U	100	40	ug/L	08/03/2022 10:49:0(	08/03/2022 21:57	1
Surr: 4-Bromofluorobenzene	102		75-118	0	%REC	08/03/2022 10:49:0(	08/03/2022 21:57	1
Surr: 4-Bromofluorobenzene	94.4		75-118	0	%REC	08/03/2022 10:49:0(	08/03/2022 22:19	20
Surr: Dibromofluoromethane	101		82.5-121	0	%REC	08/03/2022 10:49:0(	08/03/2022 22:19	20
Surr: Dibromofluoromethane	101		82.5-121	0	%REC	08/03/2022 10:49:0(	08/03/2022 21:57	1
Surr: Toluene-d8	94.5		78.3-118	0	%REC	08/03/2022 10:49:0(	08/03/2022 21:57	1
Surr: Toluene-d8	93.9		78.3-118	0	%REC	08/03/2022 10:49:0(	08/03/2022 22:19	20
MICRO-EXTRACTABLE VOLATILE ORGANICS SW8011					(SW8011)			
1,2-Dibromoethane	2.14		0.997	0.763	ug/L	08/03/2022 10:31:4:	08/09/2022 14:44	50
Surr: 4-Bromofluorobenzene	99.6		69.7-138	0	%REC	08/03/2022 10:31:4:	08/09/2022 13:37	1

FLDEP Qualifiers:

- V Indicates that the analyte was detected in both the sample and the method blank
- U Indicates that the compound was analyzed for but not detected
- I The reported value is between the laboratory method detection limit and the laboratory practical quantitation limit
- J Estimated value
- Q Sample held beyond the accepted holding time

AES Laboratory Qualifiers:

- S Spike recovery outside limits due to matrix
- R RPD outside limits due to matrix
- > Greater than result value
- < Less than result value

Analytical Environmental Services, Inc

Date: 10-Aug-22

Client:	Terracon Consultants, Inc.	**Client Sample ID:**	DUP MW-4
Project Name:	Eddie's Pitt Stop	**Collection Date:**	7/28/2022 9:50:00 AM
Lab ID:	**2208240-009**	**Matrix:**	Groundwater

Analyses	Result	Qual	Reporting Limit	MDL	Units	Prepared	Date Analyzed	DF
Volatile Organic Compounds SW8260D					(SW5030B)			
Benzene	34		1.0	0.23	ug/L	08/03/2022 23:26:0(	08/05/2022 13:46	1
Toluene	1.2		1.0	0.55	ug/L	08/03/2022 23:26:0(	08/05/2022 13:46	1
Ethylbenzene	49		1.0	0.24	ug/L	08/03/2022 23:26:0(	08/05/2022 13:46	1
m,p-Xylene	87		1.0	0.51	ug/L	08/03/2022 23:26:0(	08/05/2022 13:46	1
o-Xylene	110		1.0	0.27	ug/L	08/03/2022 23:26:0(	08/05/2022 13:46	1
Methyl tert-butyl ether	0.24	U	1.0	0.24	ug/L	08/03/2022 23:26:0(	08/05/2022 13:46	1
Naphthalene	85		5.0	1.1	ug/L	08/03/2022 23:26:0(	08/05/2022 13:46	1
1,2-Dichloroethane	1.6		1.0	0.32	ug/L	08/03/2022 23:26:0(	08/05/2022 13:46	1
Ethyl tert-butyl ether	3.8	U	10	3.8	ug/L	08/03/2022 23:26:0(	08/05/2022 13:46	1
tert-Amyl methyl ether	4.2	U	10	4.2	ug/L	08/03/2022 23:26:0(	08/05/2022 13:46	1
Isopropyl ether	3.0	U	10	3.0	ug/L	08/03/2022 23:26:0(	08/05/2022 13:46	1
tert-Butyl Alcohol	35	U	100	35	ug/L	08/03/2022 23:26:0(	08/05/2022 13:46	1
tert-Amyl alcohol	150		100	31	ug/L	08/03/2022 23:26:0(	08/05/2022 13:46	1
tert-Butyl formate	33	U	100	33	ug/L	08/03/2022 23:26:0(	08/05/2022 13:46	1
Ethanol	53	U	100	53	ug/L	08/03/2022 23:26:0(	08/05/2022 13:46	1
3,3-Dimethyl-1-butanol	40	U	100	40	ug/L	08/03/2022 23:26:0(	08/05/2022 13:46	1
Surr: 4-Bromofluorobenzene	96		75-118	0	%REC	08/03/2022 23:26:0(	08/05/2022 13:46	1
Surr: Dibromofluoromethane	105		82.5-121	0	%REC	08/03/2022 23:26:0(	08/05/2022 13:46	1
Surr: Toluene-d8	97		78.3-118	0	%REC	08/03/2022 23:26:0(	08/05/2022 13:46	1
MICRO-EXTRACTABLE VOLATILE ORGANICS SW8011					(SW8011)			
1,2-Dibromoethane	0.044		0.020	0.015	ug/L	08/03/2022 10:31:4	08/04/2022 14:22	1
Surr: 4-Bromofluorobenzene	104		69.7-138	0	%REC	08/03/2022 10:31:4	08/04/2022 14:22	1

FLDEP Qualifiers:

- V Indicates that the analyte was detected in both the sample and the method blank
- U Indicates that the compound was analyzed for but not detected
- I The reported value is between the laboratory method detection limit and the laboratory practical quantitation limit
- J Estimated value
- Q Sample held beyond the accepted holding time

AES Laboratory Qualifiers:

- S Spike recovery outside limits due to matrix
- > Greater than result value
- R RPD outside limits due to matrix
- < Less than result value

Analytical Environmental Services, Inc

Date: 10-Aug-22

Client:	Terracon Consultants, Inc.	**Client Sample ID:**	DUP MW-1
Project Name:	Eddie's Pitt Stop	**Collection Date:**	7/28/2022 10:45:00 AM
Lab ID:	**2208240-010**	**Matrix:**	Groundwater

Analyses	Result	Qual	Reporting Limit	MDL	Units	Prepared	Date Analyzed	DF
Volatile Organic Compounds SW8260D					(SW5030B)			
Benzene	600		20	4.5	ug/L	08/03/2022 23:26:0(	08/05/2022 14:31	20
Toluene	38		1.0	0.55	ug/L	08/03/2022 23:26:0(	08/05/2022 14:08	1
Ethylbenzene	370		20	4.7	ug/L	08/03/2022 23:26:0(	08/05/2022 14:31	20
m,p-Xylene	480		20	10	ug/L	08/03/2022 23:26:0(	08/05/2022 14:31	20
o-Xylene	650		20	5.5	ug/L	08/03/2022 23:26:0(	08/05/2022 14:31	20
Methyl tert-butyl ether	0.74	I	1.0	0.24	ug/L	08/03/2022 23:26:0(	08/05/2022 14:08	1
Naphthalene	170		100	22	ug/L	08/03/2022 23:26:0(	08/05/2022 14:31	20
1,2-Dichloroethane	11		1.0	0.32	ug/L	08/03/2022 23:26:0(	08/05/2022 14:08	1
Ethyl tert-butyl ether	3.8	U	10	3.8	ug/L	08/03/2022 23:26:0(	08/05/2022 14:08	1
tert-Amyl methyl ether	4.2	U	10	4.2	ug/L	08/03/2022 23:26:0(	08/05/2022 14:08	1
Isopropyl ether	8.1	I	10	3.0	ug/L	08/03/2022 23:26:0(	08/05/2022 14:08	1
tert-Butyl Alcohol	35	U	100	35	ug/L	08/03/2022 23:26:0(	08/05/2022 14:08	1
tert-Amyl alcohol	690		100	31	ug/L	08/03/2022 23:26:0(	08/05/2022 14:08	1
tert-Butyl formate	33	U	100	33	ug/L	08/03/2022 23:26:0(	08/05/2022 14:08	1
Ethanol	53	U	100	53	ug/L	08/03/2022 23:26:0(	08/05/2022 14:08	1
3,3-Dimethyl-1-butanol	40	U	100	40	ug/L	08/03/2022 23:26:0(	08/05/2022 14:08	1
Surr: 4-Bromofluorobenzene	100		75-118	0	%REC	08/03/2022 23:26:0(	08/05/2022 14:08	1
Surr: 4-Bromofluorobenzene	93		75-118	0	%REC	08/03/2022 23:26:0(	08/05/2022 14:31	20
Surr: Dibromofluoromethane	102		82.5-121	0	%REC	08/03/2022 23:26:0(	08/05/2022 14:31	20
Surr: Dibromofluoromethane	102		82.5-121	0	%REC	08/03/2022 23:26:0(	08/05/2022 14:08	1
Surr: Toluene-d8	93.6		78.3-118	0	%REC	08/03/2022 23:26:0(	08/05/2022 14:08	1
Surr: Toluene-d8	92.9		78.3-118	0	%REC	08/03/2022 23:26:0(	08/05/2022 14:31	20
MICRO-EXTRACTABLE VOLATILE ORGANICS SW8011					(SW8011)			
1,2-Dibromoethane	2.20		1.000	0.765	ug/L	08/03/2022 10:31:4:	08/09/2022 15:01	50
Surr: 4-Bromofluorobenzene	108		69.7-138	0	%REC	08/03/2022 10:31:4:	08/09/2022 13:53	1

FLDEP Qualifiers:

- V Indicates that the analyte was detected in both the sample and the method blank
- U Indicates that the compound was analyzed for but not detected
- I The reported value is between the laboratory method detection limit and the laboratory practical quantitation limit
- J Estimated value
- Q Sample held beyond the accepted holding time

AES Laboratory Qualifiers:

- S Spike recovery outside limits due to matrix
- R RPD outside limits due to matrix
- > Greater than result value
- < Less than result value

Analytical Environmental Services, Inc

Date: 10-Aug-22

SUMMARY OF ANALYTES DETECTED

Analyses	Result	Qual	MDL	Reporting Limit	Units	BatchID	Dilution Factor
Client Sample ID: MW-5				**Lab ID:** 2208240-006			
Collection Date: 7/28/2022 9:10:00 AM				**Matrix:** Groundwater			
Volatile Organic Compounds SW8260D				**(SW5030B)**			
Benzene	290		2.3	10	ug/L	340825	10
Toluene	240		5.5	10	ug/L	340825	10
Ethylbenzene	820		2.4	10	ug/L	340825	10
m,p-Xylene	2300		51	100	ug/L	340825	100
o-Xylene	980		2.7	10	ug/L	340825	10
Naphthalene	560		11	50	ug/L	340825	10
1,2-Dichloroethane	6.4		0.32	1.0	ug/L	340825	1
Isopropyl ether	3.5	J	3.0	10	ug/L	340825	1
tert-Amyl alcohol	370		31	100	ug/L	340825	1
MICRO-EXTRACTABLE VOLATILE ORGANICS SW8011				**(SW8011)**			
1,2-Dibromoethane	0.765		0.450	0.588	ug/L	340778	30
Client Sample ID: MW-4				**Lab ID:** 2208240-007			
Collection Date: 7/28/2022 9:50:00 AM				**Matrix:** Groundwater			
Volatile Organic Compounds SW8260D				**(SW5030B)**			
Benzene	33		0.23	1.0	ug/L	340825	1
Toluene	1.1		0.55	1.0	ug/L	340825	1
Ethylbenzene	41		0.24	1.0	ug/L	340825	1
m,p-Xylene	74		0.51	1.0	ug/L	340825	1
o-Xylene	93		0.27	1.0	ug/L	340825	1
Naphthalene	64		1.1	5.0	ug/L	340825	1
1,2-Dichloroethane	1.6		0.32	1.0	ug/L	340825	1
tert-Amyl alcohol	160		31	100	ug/L	340825	1
MICRO-EXTRACTABLE VOLATILE ORGANICS SW8011				**(SW8011)**			
1,2-Dibromoethane	0.049		0.015	0.020	ug/L	340778	1
Client Sample ID: MW-1				**Lab ID:** 2208240-008			
Collection Date: 7/28/2022 10:45:00 AM				**Matrix:** Groundwater			
Volatile Organic Compounds SW8260D				**(SW5030B)**			
Benzene	590		4.5	20	ug/L	340825	20
Toluene	39		0.55	1.0	ug/L	340825	1
Ethylbenzene	390		4.7	20	ug/L	340825	20
m,p-Xylene	510		10	20	ug/L	340825	20
o-Xylene	680		5.5	20	ug/L	340825	20
Naphthalene	180		22	100	ug/L	340825	20
1,2-Dichloroethane	11		0.32	1.0	ug/L	340825	1
Isopropyl ether	7.6	J	3.0	10	ug/L	340825	1
tert-Amyl alcohol	600		31	100	ug/L	340825	1
MICRO-EXTRACTABLE VOLATILE ORGANICS SW8011				**(SW8011)**			
1,2-Dibromoethane	2.14		0.763	0.997	ug/L	340778	50
Client Sample ID: DUP MW-4				**Lab ID:** 2208240-009			
Collection Date: 7/28/2022 9:50:00 AM				**Matrix:** Groundwater			
Volatile Organic Compounds SW8260D				**(SW5030B)**			
Benzene	34		0.23	1.0	ug/L	340831	1
Toluene	1.2		0.55	1.0	ug/L	340831	1
Ethylbenzene	49		0.24	1.0	ug/L	340831	1

Analytical Environmental Services, Inc

Date: 10-Aug-22

SUMMARY OF ANALYTES DETECTED

Analyses	Result	Qual	MDL	Reporting Limit	Units	BatchID	Dilution Factor
Client Sample ID: DUP MW-4				**Lab ID:** 2208240-009			
Collection Date: 7/28/2022 9:50:00 AM				**Matrix:** Groundwater			
Volatile Organic Compounds SW8260D				**(SW5030B)**			
m,p-Xylene	87		0.51	1.0	ug/L	340831	1
o-Xylene	110		0.27	1.0	ug/L	340831	1
Naphthalene	85		1.1	5.0	ug/L	340831	1
1,2-Dichloroethane	1.6		0.32	1.0	ug/L	340831	1
tert-Amyl alcohol	150		31	100	ug/L	340831	1
MICRO-EXTRACTABLE VOLATILE ORGANICS SW8011				**(SW8011)**			
1,2-Dibromoethane	0.044		0.015	0.020	ug/L	340778	1
Client Sample ID: DUP MW-1				**Lab ID:** 2208240-010			
Collection Date: 7/28/2022 10:45:00 AM				**Matrix:** Groundwater			
Volatile Organic Compounds SW8260D				**(SW5030B)**			
Benzene	600		4.5	20	ug/L	340831	20
Toluene	38		0.55	1.0	ug/L	340831	1
Ethylbenzene	370		4.7	20	ug/L	340831	20
m,p-Xylene	480		10	20	ug/L	340831	20
o-Xylene	650		5.5	20	ug/L	340831	20
Methyl tert-butyl ether	0.74	J	0.24	1.0	ug/L	340831	1
Naphthalene	170		22	100	ug/L	340831	20
1,2-Dichloroethane	11		0.32	1.0	ug/L	340831	1
Isopropyl ether	8.1	J	3.0	10	ug/L	340831	1
tert-Amyl alcohol	690		31	100	ug/L	340831	1
MICRO-EXTRACTABLE VOLATILE ORGANICS SW8011				**(SW8011)**			
1,2-Dibromoethane	2.20		0.765	1.000	ug/L	340778	50

Qualifiers:

*	Value exceeds maximum contaminant level	E	Estimated (value above quantitation range)
BRL	Below reporting limit	S	Spike Recovery outside limits due to matrix
H	Holding times for preparation or analysis exceeded	Narr	See case narrative
N	Analyte not NELAC certified	F	Analyzed in the lab which is a deviation from the method
B	Analyte detected in the associated method blank	<	Less than Result value
>	Greater than Result value	J	Estimated value detected below Reporting Limit

Clear Save as

AES Analytical Environmental Services, Inc.

SAMPLE/COOLER RECEIPT CHECKLIST

1. Client Name: **Access Analytical, Inc.** AES Work Order Number: **2208240**

2. Carrier: FedEx ■ UPS ☐ USPS ☐ Client ☐ Courier ☐ Other _____

		Yes	No	N/A	Details	Comments
3.	Shipping container/cooler received in good condition?	◉	○	○	damaged ☐ leaking ☐ other ☐	
4.	Custody seals present on shipping container?	○	◉	○		
5.	Custody seals intact on shipping container?	○	○	◉		
6.	Temperature blanks present?	○	◉	○		
7.	Cooler temperature(s) within limits of 0-6°C? [See item 13 and 14 for temperature recordings.]	◉	○	○	Cooling initiated for recently collected samples / ice present ☐	
8.	Chain of Custody (COC) present?	◉	○	○		
9.	Chain of Custody signed, dated, and timed when relinquished and received?	◉	○	○		
10.	Sampler name and/or signature on COC?	◉	○	○		
11.	Were all samples received within holding time?	◉	○	○		
12.	TAT marked on the COC?	◉	○	○	If no TAT indicated, proceeded with standard TAT per Terms & Conditions. ☐	

13. Cooler 1 Temperature 2.1 °C Cooler 2 Temperature _____ °C Cooler 3 Temperature _____ °C Cooler 4 Temperature _____ °C

14. Cooler 5 Temperature _____ °C Cooler 6 Temperature _____ °C Cooler 7 Temperature _____ °C Cooler 8 Temperature _____ °C

15. Comments:

I certify that I have completed sections 1-15 (dated initials). HM 8/2/22

		Yes	No	N/A	Details	Comments
16.	Were sample containers intact upon receipt?	◉	○	○		
17.	Custody seals present on sample containers?	○	◉	○		
18.	Custody seals intact on sample containers?	○	○	◉		
19.	Do sample container labels match the COC?	◉	○	○	incomplete info ☐ illegible ☐ no label ☐ other ☐	
20.	Are analyses requested indicated on the COC?	◉	○	○		
21.	Were all of the samples listed on the COC received?	◉	○	○	samples received but not listed on COC ☐ samples listed on COC not received ☐	
22.	Was the sample collection date/time noted?	◉	○	○		
23.	Did we receive sufficient sample volume for indicated analyses?	◉	○	○		
24.	Were samples received in appropriate containers?	◉	○	○		
25.	Were VOA samples received without headspace (< 1/4" bubble)?	◉	○	○		
26.	Were trip blanks submitted?	○	◉	○	listed on COC ☐ not listed on COC ■	

27. Comments:

I certify that I have completed sections 16-27 (dated initials). HM 8/2/22

This section only applies to samples where pH can be checked at Sample Receipt.

		Yes	No	N/A	Details	Comments
28.	Have containers needing chemical preservation been checked? *	○	○	◉		
29.	Containers meet preservation guidelines?	○	○	◉		
30.	Was pH adjusted at Sample Receipt?	○	○	◉		

* Note: Certain analyses require chemical preservation but must be checked in the laboratory and not upon Sample Receipt such as Coliforms, VOCs and Oil & Grease/TPH.
This also excludes metals by EPA 200.7, 200.8 and 245.1 which will be verified between 16 and 24 hours after preservation.

I certify that I have completed sections 28-30 (dated initials). HM 8/2/22

Locked

Client: Terracon Consultants, Inc.
Project Name: Eddie's Pitt Stop
Workorder: 2208240

ANALYTICAL QC SUMMARY REPORT

BatchID: 340778

Sample ID: **MB-340778**	Client ID:				Units: **ug/L**		Prep Date: **08/03/2022**		Run No: **493223**	
SampleType: **MBLK**	TestCode: **MICRO-EXTRACTABLE VOLATILE ORGANICS SW8011**				BatchID: **340778**		Analysis Date: **08/04/2022**		Seq No: **11510437**	
Analyte	Result	RPT Limit	SPK value	SPK Ref Val	%REC	Low Limit	High Limit	RPD Ref Val	%RPD	RPD Limit	Qual
1,2-Dibromoethane	BRL	0.020									
Surr: 4-Bromofluorobenzene	5.396	0	5.000		108	70	130				

Sample ID: **LCS-340778**	Client ID:				Units: **ug/L**		Prep Date: **08/03/2022**		Run No: **493223**	
SampleType: **LCS**	TestCode: **MICRO-EXTRACTABLE VOLATILE ORGANICS SW8011**				BatchID: **340778**		Analysis Date: **08/04/2022**		Seq No: **11510438**	
Analyte	Result	RPT Limit	SPK value	SPK Ref Val	%REC	Low Limit	High Limit	RPD Ref Val	%RPD	RPD Limit	Qual
1,2-Dibromoethane	0.09900	0.020	0.1000		99.0	60	140				
Surr: 4-Bromofluorobenzene	5.478	0	5.000		110	70	130				

Sample ID: **LCSD-340778**	Client ID:				Units: **ug/L**		Prep Date: **08/03/2022**		Run No: **493223**	
SampleType: **LCSD**	TestCode: **MICRO-EXTRACTABLE VOLATILE ORGANICS SW8011**				BatchID: **340778**		Analysis Date: **08/04/2022**		Seq No: **11510439**	
Analyte	Result	RPT Limit	SPK value	SPK Ref Val	%REC	Low Limit	High Limit	RPD Ref Val	%RPD	RPD Limit	Qual
1,2-Dibromoethane	0.09200	0.020	0.1000		92.0	60	140	0.09900	7.33	15.6	
Surr: 4-Bromofluorobenzene	5.687	0	5.000		114	70	130	5.478	0	0	

Sample ID: **2208241-003BMS**	Client ID:				Units: **ug/L**		Prep Date: **08/03/2022**		Run No: **493223**	
SampleType: **MS**	TestCode: **MICRO-EXTRACTABLE VOLATILE ORGANICS SW8011**				BatchID: **340778**		Analysis Date: **08/04/2022**		Seq No: **11510455**	
Analyte	Result	RPT Limit	SPK value	SPK Ref Val	%REC	Low Limit	High Limit	RPD Ref Val	%RPD	RPD Limit	Qual
1,2-Dibromoethane	0.1032	0.020	0.1012		102	67.7	130				
Surr: 4-Bromofluorobenzene	5.117	0	5.059		101	69.7	138				

Sample ID: **2208240-007BDUP**	Client ID: **MW-4**				Units: **ug/L**		Prep Date: **08/03/2022**		Run No: **493223**	
SampleType: **DUP**	TestCode: **MICRO-EXTRACTABLE VOLATILE ORGANICS SW8011**				BatchID: **340778**		Analysis Date: **08/04/2022**		Seq No: **11510459**	
Analyte	Result	RPT Limit	SPK value	SPK Ref Val	%REC	Low Limit	High Limit	RPD Ref Val	%RPD	RPD Limit	Qual
1,2-Dibromoethane	0.04514	0.020						0.04896	8.11	30	

Qualifiers:

>	Greater than Result value	<	Less than Result value	B	Analyte detected in the associated method blank
BRL	Below reporting limit	E	Estimated (value above quantitation range)	H	Holding times for preparation or analysis exceeded
J	Estimated value detected below Reporting Limit	N	Analyte not NELAC certified	R	RPD outside limits due to matrix
Rpt Lim	Reporting Limit	S	Spike Recovery outside limits due to matrix		

Client: Terracon Consultants, Inc.
Project Name: Eddie's Pitt Stop
Workorder: 2208240

ANALYTICAL QC SUMMARY REPORT

BatchID: 340778

Sample ID: **2208240-007BDUP** Client ID: **MW-4** Units: **ug/L** Prep Date: **08/03/2022** Run No: **493223**
SampleType: **DUP** TestCode: **MICRO-EXTRACTABLE VOLATILE ORGANICS SW8011** BatchID: **340778** Analysis Date: **08/04/2022** Seq No: **11510459**

Analyte	Result	RPT Limit	SPK value	SPK Ref Val	%REC	Low Limit	High Limit	RPD Ref Val	%RPD	RPD Limit	Qual
Surr: 4-Bromofluorobenzene	4.876	0	5.016		97.2	69.7	138	5.316	0	0	

Qualifiers:

>	Greater than Result value	<	Less than Result value	B	Analyte detected in the associated method blank
BRL	Below reporting limit	E	Estimated (value above quantitation range)	H	Holding times for preparation or analysis exceeded
J	Estimated value detected below Reporting Limit	N	Analyte not NELAC certified	R	RPD outside limits due to matrix
Rpt Lim	Reporting Limit	S	Spike Recovery outside limits due to matrix		

Client: Terracon Consultants, Inc.
Project Name: Eddie's Pitt Stop
Workorder: 2208240

ANALYTICAL QC SUMMARY REPORT

BatchID: 340825

Sample ID: **MB-340825** Client ID: Units: **ug/L** Prep Date: **08/03/2022** Run No: **492903**
SampleType: **MBLK** TestCode: **Volatile Organic Compounds SW8260D** BatchID: **340825** Analysis Date: **08/03/2022** Seq No: **11502918**

Analyte	Result	RPT Limit	SPK value	SPK Ref Val	%REC	Low Limit	High Limit	RPD Ref Val	%RPD	RPD Limit	Qual
1,2-Dichloroethane	BRL	1.0									
3,3-Dimethyl-1-butanol	BRL	100									
Benzene	BRL	1.0									
Ethanol	BRL	100									
Ethyl tert-butyl ether	BRL	10									
Ethylbenzene	BRL	1.0									
Isopropyl ether	BRL	10									
m,p-Xylene	BRL	1.0									
Methyl tert-butyl ether	BRL	1.0									
Naphthalene	BRL	5.0									
o-Xylene	BRL	1.0									
tert-Amyl alcohol	BRL	100									
tert-Amyl methyl ether	BRL	10									
tert-Butyl Alcohol	BRL	100									
tert-Butyl formate	BRL	100									
Toluene	BRL	1.0									
Surr: 4-Bromofluorobenzene	49.60	0	50.00		99.2	75	118				
Surr: Dibromofluoromethane	52.22	0	50.00		104	82.5	121				
Surr: Toluene-d8	48.48	0	50.00		97.0	78.3	118				

Sample ID: **LCS-340825** Client ID: Units: **ug/L** Prep Date: **08/03/2022** Run No: **492903**
SampleType: **LCS** TestCode: **Volatile Organic Compounds SW8260D** BatchID: **340825** Analysis Date: **08/03/2022** Seq No: **11502919**

Analyte	Result	RPT Limit	SPK value	SPK Ref Val	%REC	Low Limit	High Limit	RPD Ref Val	%RPD	RPD Limit	Qual
1,2-Dichloroethane	46.54	1.0	50.00		93.1	70	130				
3,3-Dimethyl-1-butanol	589.1	100	500.0		118	70	130				
Benzene	47.32	1.0	50.00		94.6	80.4	126				
Ethanol	524.6	100	500.0		105	70	130				

Qualifiers:

>	Greater than Result value	<	Less than Result value	B	Analyte detected in the associated method blank
BRL	Below reporting limit	E	Estimated (value above quantitation range)	H	Holding times for preparation or analysis exceeded
J	Estimated value detected below Reporting Limit	N	Analyte not NELAC certified	R	RPD outside limits due to matrix
Rpt Lim	Reporting Limit	S	Spike Recovery outside limits due to matrix		

Client: Terracon Consultants, Inc.
Project Name: Eddie's Pitt Stop
Workorder: 2208240

ANALYTICAL QC SUMMARY REPORT

BatchID: 340825

Sample ID: **LCS-340825** Client ID: Units: **ug/L** Prep Date: **08/03/2022** Run No: **492903**
SampleType: **LCS** TestCode: **Volatile Organic Compounds SW8260D** BatchID: **340825** Analysis Date: **08/03/2022** Seq No: **11502919**

Analyte	Result	RPT Limit	SPK value	SPK Ref Val	%REC	Low Limit	High Limit	RPD Ref Val	%RPD	RPD Limit	Qual
Ethyl tert-butyl ether	105.0	10	100.0		105	70	130				
Ethylbenzene	46.98	1.0	50.00		94.0	82.7	125				
Isopropyl ether	106.2	10	100.0		106	70	130				
m,p-Xylene	92.36	1.0	100.0		92.4	80.7	127				
Methyl tert-butyl ether	51.28	1.0	50.00		103	70.8	129				
Naphthalene	45.39	5.0	50.00		90.8	70	130				
o-Xylene	46.56	1.0	50.00		93.1	81.1	124				
tert-Amyl alcohol	574.9	100	500.0		115	70	130				
tert-Amyl methyl ether	111.4	10	100.0		111	70	130				
tert-Butyl Alcohol	577.5	100	500.0		116	70	130				
tert-Butyl formate	415.9	100	500.0		83.2	70	130				
Toluene	48.35	1.0	50.00		96.7	79.2	124				
Surr: 4-Bromofluorobenzene	50.73	0	50.00		101	75	118				
Surr: Dibromofluoromethane	49.51	0	50.00		99.0	82.5	121				
Surr: Toluene-d8	50.23	0	50.00		100	78.3	118				

Sample ID: **2208240-006AMS** Client ID: **MW-5** Units: **ug/L** Prep Date: **08/03/2022** Run No: **492903**
SampleType: **MS** TestCode: **Volatile Organic Compounds SW8260D** BatchID: **340825** Analysis Date: **08/04/2022** Seq No: **11503024**

Analyte	Result	RPT Limit	SPK value	SPK Ref Val	%REC	Low Limit	High Limit	RPD Ref Val	%RPD	RPD Limit	Qual
1,2-Dichloroethane	4499	100	5000		90.0	72.1	135				
3,3-Dimethyl-1-butanol	39250	10000	50000		78.5	60.1	130				
Benzene	4738	100	5000	291.0	88.9	70.5	136				
Ethanol	38400	10000	50000		76.8	61.9	140				
Ethyl tert-butyl ether	9266	1000	10000		92.7	71.2	122				
Ethylbenzene	5475	100	5000	768.0	94.1	70	134				
Isopropyl ether	10010	1000	10000		100	71	133				
m,p-Xylene	11550	100	10000	2254	92.9	66.3	138				

Qualifiers:

>	Greater than Result value	<	Less than Result value	B	Analyte detected in the associated method blank
BRL	Below reporting limit	E	Estimated (value above quantitation range)	H	Holding times for preparation or analysis exceeded
J	Estimated value detected below Reporting Limit	N	Analyte not NELAC certified	R	RPD outside limits due to matrix
Rpt Lim	Reporting Limit	S	Spike Recovery outside limits due to matrix		

Client: Terracon Consultants, Inc.
Project Name: Eddie's Pitt Stop
Workorder: 2208240

ANALYTICAL QC SUMMARY REPORT

BatchID: 340825

Sample ID: **2208240-006AMS**	Client ID: **MW-5**	Units: **ug/L**	Prep Date: **08/03/2022**	Run No: **492903**
SampleType: **MS**	TestCode: **Volatile Organic Compounds SW8260D**	BatchID: **340825**	Analysis Date: **08/04/2022**	Seq No: **11503024**

Analyte	Result	RPT Limit	SPK value	SPK Ref Val	%REC	Low Limit	High Limit	RPD Ref Val	%RPD	RPD Limit	Qual
Methyl tert-butyl ether	4333	100	5000		86.7	65.7	136				
Naphthalene	5039	500	5000	248.0	95.8	58.6	135				
o-Xylene	5594	100	5000	906.0	93.8	67.1	136				
tert-Amyl alcohol	37470	10000	50000		74.9	69.7	140				
tert-Amyl methyl ether	9355	1000	10000		93.6	70.1	126				
tert-Butyl Alcohol	42590	10000	50000		85.2	67	140				
tert-Butyl formate	32620	10000	50000		65.2	60	134				
Toluene	4663	100	5000	232.0	88.6	66.4	140				
Surr: 4-Bromofluorobenzene	4670	0	5000		93.4	75	118				
Surr: Dibromofluoromethane	4988	0	5000		99.8	82.5	121				
Surr: Toluene-d8	4849	0	5000		97.0	78.3	118				

Sample ID: **2208242-008ADUP**	Client ID:	Units: **ug/L**	Prep Date: **08/03/2022**	Run No: **492903**
SampleType: **DUP**	TestCode: **Volatile Organic Compounds SW8260D**	BatchID: **340825**	Analysis Date: **08/04/2022**	Seq No: **11503026**

Analyte	Result	RPT Limit	SPK value	SPK Ref Val	%REC	Low Limit	High Limit	RPD Ref Val	%RPD	RPD Limit	Qual
1,2-Dichloroethane	BRL	1.0						0	0	30	
3,3-Dimethyl-1-butanol	BRL	100						0	0	30	
Benzene	BRL	1.0						0.4400	0	30	
Ethanol	BRL	100						0	0	30	
Ethyl tert-butyl ether	BRL	10						0	0	30	
Ethylbenzene	BRL	1.0						0	0	30	
Isopropyl ether	BRL	10						0	0	30	
m,p-Xylene	BRL	1.0						0	0	30	
Methyl tert-butyl ether	BRL	1.0						0	0	30	
Naphthalene	BRL	5.0						0	0	30	
o-Xylene	BRL	1.0						0	0	30	
tert-Amyl alcohol	BRL	100						0	0	30	

Qualifiers:

>	Greater than Result value	<	Less than Result value	B	Analyte detected in the associated method blank
BRL	Below reporting limit	E	Estimated (value above quantitation range)	H	Holding times for preparation or analysis exceeded
J	Estimated value detected below Reporting Limit	N	Analyte not NELAC certified	R	RPD outside limits due to matrix
Rpt Lim	Reporting Limit	S	Spike Recovery outside limits due to matrix		

Client: Terracon Consultants, Inc.
Project Name: Eddie's Pitt Stop
Workorder: 2208240

ANALYTICAL QC SUMMARY REPORT

BatchID: 340825

Sample ID: **2208242-008ADUP** Client ID:
SampleType: **DUP** TestCode: **Volatile Organic Compounds SW8260D**
Units: **ug/L** Prep Date: **08/03/2022** Run No: **492903**
BatchID: **340825** Analysis Date: **08/04/2022** Seq No: **11503026**

Analyte	Result	RPT Limit	SPK value	SPK Ref Val	%REC	Low Limit	High Limit	RPD Ref Val	%RPD	RPD Limit	Qual
tert-Amyl methyl ether	BRL	10						0	0	30	
tert-Butyl Alcohol	BRL	100						0	0	30	
tert-Butyl formate	BRL	100						0	0	30	
Toluene	BRL	1.0						0	0	30	
Surr: 4-Bromofluorobenzene	46.27	0				75	118	48.45	0	30	
Surr: Dibromofluoromethane	51.83	0				82.5	121	50.62	0	30	
Surr: Toluene-d8	46.73	0				78.3	118	46.82	0	30	

Qualifiers:

>	Greater than Result value	<	Less than Result value	B	Analyte detected in the associated method blank
BRL	Below reporting limit	E	Estimated (value above quantitation range)	H	Holding times for preparation or analysis exceeded
J	Estimated value detected below Reporting Limit	N	Analyte not NELAC certified	R	RPD outside limits due to matrix
Rpt Lim	Reporting Limit	S	Spike Recovery outside limits due to matrix		

Client: Terracon Consultants, Inc.
Project Name: Eddie's Pitt Stop
Workorder: 2208240

ANALYTICAL QC SUMMARY REPORT

BatchID: 340831

Sample ID: **MB-340831** Client ID: Units: **ug/L** Prep Date: **08/03/2022** Run No: **492906**
SampleType: **MBLK** TestCode: **Volatile Organic Compounds SW8260D** BatchID: **340831** Analysis Date: **08/04/2022** Seq No: **11503028**

Analyte	Result	RPT Limit	SPK value	SPK Ref Val	%REC	Low Limit	High Limit	RPD Ref Val	%RPD	RPD Limit	Qual
1,2-Dichloroethane	BRL	1.0									
3,3-Dimethyl-1-butanol	BRL	100									
Benzene	BRL	1.0									
Ethanol	BRL	100									
Ethyl tert-butyl ether	BRL	10									
Ethylbenzene	BRL	1.0									
Isopropyl ether	BRL	10									
m,p-Xylene	BRL	1.0									
Methyl tert-butyl ether	BRL	1.0									
Naphthalene	BRL	5.0									
o-Xylene	BRL	1.0									
tert-Amyl alcohol	BRL	100									
tert-Amyl methyl ether	BRL	10									
tert-Butyl Alcohol	BRL	100									
tert-Butyl formate	BRL	100									
Toluene	BRL	1.0									
Surr: 4-Bromofluorobenzene	45.02	0	50.00		90.0	75	118				
Surr: Dibromofluoromethane	51.87	0	50.00		104	82.5	121				
Surr: Toluene-d8	46.49	0	50.00		93.0	78.3	118				

Sample ID: **LCS-340831** Client ID: Units: **ug/L** Prep Date: **08/03/2022** Run No: **492906**
SampleType: **LCS** TestCode: **Volatile Organic Compounds SW8260D** BatchID: **340831** Analysis Date: **08/03/2022** Seq No: **11503029**

Analyte	Result	RPT Limit	SPK value	SPK Ref Val	%REC	Low Limit	High Limit	RPD Ref Val	%RPD	RPD Limit	Qual
1,2-Dichloroethane	47.27	1.0	50.00		94.5	70	130				
3,3-Dimethyl-1-butanol	454.2	100	500.0		90.8	70	130				
Benzene	47.69	1.0	50.00		95.4	80.4	126				
Ethanol	487.7	100	500.0		97.5	70	130				

Qualifiers:

>	Greater than Result value	<	Less than Result value	B	Analyte detected in the associated method blank
BRL	Below reporting limit	E	Estimated (value above quantitation range)	H	Holding times for preparation or analysis exceeded
J	Estimated value detected below Reporting Limit	N	Analyte not NELAC certified	R	RPD outside limits due to matrix
Rpt Lim	Reporting Limit	S	Spike Recovery outside limits due to matrix		

Client: Terracon Consultants, Inc.
Project Name: Eddie's Pitt Stop
Workorder: 2208240

ANALYTICAL QC SUMMARY REPORT

BatchID: 340831

Sample ID: **LCS-340831** Client ID: Units: **ug/L** Prep Date: **08/03/2022** Run No: **492906**
SampleType: **LCS** TestCode: **Volatile Organic Compounds SW8260D** BatchID: **340831** Analysis Date: **08/03/2022** Seq No: **11503029**

Analyte	Result	RPT Limit	SPK value	SPK Ref Val	%REC	Low Limit	High Limit	RPD Ref Val	%RPD	RPD Limit	Qual
Ethyl tert-butyl ether	99.14	10	100.0		99.1	70	130				
Ethylbenzene	50.00	1.0	50.00		100	82.7	125				
Isopropyl ether	105.2	10	100.0		105	70	130				
m,p-Xylene	99.11	1.0	100.0		99.1	80.7	127				
Methyl tert-butyl ether	47.89	1.0	50.00		95.8	70.8	129				
Naphthalene	49.60	5.0	50.00		99.2	70	130				
o-Xylene	49.67	1.0	50.00		99.3	81.1	124				
tert-Amyl alcohol	412.1	100	500.0		82.4	70	130				
tert-Amyl methyl ether	100.4	10	100.0		100	70	130				
tert-Butyl Alcohol	460.8	100	500.0		92.2	70	130				
tert-Butyl formate	357.1	100	500.0		71.4	70	130				
Toluene	47.52	1.0	50.00		95.0	79.2	124				
Surr: 4-Bromofluorobenzene	46.91	0	50.00		93.8	75	118				
Surr: Dibromofluoromethane	48.50	0	50.00		97.0	82.5	121				
Surr: Toluene-d8	47.51	0	50.00		95.0	78.3	118				

Sample ID: **2208259-005AMS** Client ID: Units: **ug/L** Prep Date: **08/03/2022** Run No: **492906**
SampleType: **MS** TestCode: **Volatile Organic Compounds SW8260D** BatchID: **340831** Analysis Date: **08/04/2022** Seq No: **11504006**

Analyte	Result	RPT Limit	SPK value	SPK Ref Val	%REC	Low Limit	High Limit	RPD Ref Val	%RPD	RPD Limit	Qual
1,2-Dichloroethane	48.07	1.0	50.00		96.1	72.1	135				
3,3-Dimethyl-1-butanol	451.9	100	500.0		90.4	60.1	130				
Benzene	49.92	1.0	50.00		99.8	70.5	136				
Ethanol	379.0	100	500.0		75.8	61.9	140				
Ethyl tert-butyl ether	98.00	10	100.0		98.0	71.2	122				
Ethylbenzene	52.27	1.0	50.00		105	70	134				
Isopropyl ether	102.0	10	100.0		102	71	133				
m,p-Xylene	103.6	1.0	100.0		104	66.3	138				

Qualifiers:

>	Greater than Result value	<	Less than Result value	B	Analyte detected in the associated method blank
BRL	Below reporting limit	E	Estimated (value above quantitation range)	H	Holding times for preparation or analysis exceeded
J	Estimated value detected below Reporting Limit	N	Analyte not NELAC certified	R	RPD outside limits due to matrix
Rpt Lim	Reporting Limit	S	Spike Recovery outside limits due to matrix		

Client: Terracon Consultants, Inc.
Project Name: Eddie's Pitt Stop
Workorder: 2208240

ANALYTICAL QC SUMMARY REPORT

BatchID: 340831

Sample ID: **2208259-005AMS** Client ID: Units: **ug/L** Prep Date: **08/03/2022** Run No: **492906**
SampleType: **MS** TestCode: **Volatile Organic Compounds SW8260D** BatchID: **340831** Analysis Date: **08/04/2022** Seq No: **11504006**

Analyte	Result	RPT Limit	SPK value	SPK Ref Val	%REC	Low Limit	High Limit	RPD Ref Val	%RPD	RPD Limit	Qual
Methyl tert-butyl ether	47.42	1.0	50.00		94.8	65.7	136				
Naphthalene	53.05	5.0	50.00		106	58.6	135				
o-Xylene	52.04	1.0	50.00		104	67.1	136				
tert-Amyl alcohol	411.7	100	500.0		82.3	69.7	140				
tert-Amyl methyl ether	101.4	10	100.0		101	70.1	126				
tert-Butyl Alcohol	604.3	100	500.0		121	67	140				
tert-Butyl formate	50.30	100	500.0		10.1	60	134				JS
Toluene	49.55	1.0	50.00		99.1	66.4	140				
Surr: 4-Bromofluorobenzene	46.59	0	50.00		93.2	75	118				
Surr: Dibromofluoromethane	49.99	0	50.00		100.0	82.5	121				
Surr: Toluene-d8	47.56	0	50.00		95.1	78.3	118				

Sample ID: **2208259-001ADUP** Client ID: Units: **ug/L** Prep Date: **08/03/2022** Run No: **492906**
SampleType: **DUP** TestCode: **Volatile Organic Compounds SW8260D** BatchID: **340831** Analysis Date: **08/04/2022** Seq No: **11503478**

Analyte	Result	RPT Limit	SPK value	SPK Ref Val	%REC	Low Limit	High Limit	RPD Ref Val	%RPD	RPD Limit	Qual
1,2-Dichloroethane	BRL	1.0						0	0	30	
3,3-Dimethyl-1-butanol	BRL	100						0	0	30	
Benzene	BRL	1.0						0	0	30	
Ethanol	BRL	100						0	0	30	
Ethyl tert-butyl ether	BRL	10						0	0	30	
Ethylbenzene	BRL	1.0						0	0	30	
Isopropyl ether	BRL	10						0	0	30	
m,p-Xylene	BRL	1.0						0	0	30	
Methyl tert-butyl ether	BRL	1.0						0	0	30	
Naphthalene	BRL	5.0						0	0	30	
o-Xylene	BRL	1.0						0	0	30	
tert-Amyl alcohol	BRL	100						0	0	30	

Qualifiers:

>	Greater than Result value	<	Less than Result value	B	Analyte detected in the associated method blank
BRL	Below reporting limit	E	Estimated (value above quantitation range)	H	Holding times for preparation or analysis exceeded
J	Estimated value detected below Reporting Limit	N	Analyte not NELAC certified	R	RPD outside limits due to matrix
Rpt Lim	Reporting Limit	S	Spike Recovery outside limits due to matrix		

Client: Terracon Consultants, Inc.
Project Name: Eddie's Pitt Stop
Workorder: 2208240

ANALYTICAL QC SUMMARY REPORT

BatchID: 340831

Sample ID: **2208259-001ADUP** Client ID: Units: **ug/L** Prep Date: **08/03/2022** Run No: **492906**
SampleType: **DUP** TestCode: **Volatile Organic Compounds SW8260D** BatchID: **340831** Analysis Date: **08/04/2022** Seq No: **11503478**

Analyte	Result	RPT Limit	SPK value	SPK Ref Val	%REC	Low Limit	High Limit	RPD Ref Val	%RPD	RPD Limit	Qual
tert-Amyl methyl ether	BRL	10						0	0	30	
tert-Butyl Alcohol	BRL	100						0	0	30	
tert-Butyl formate	BRL	100						0	0	30	
Toluene	BRL	1.0						0	0	30	
Surr: 4-Bromofluorobenzene	45.52	0				75	118	45.02	0	30	
Surr: Dibromofluoromethane	53.01	0				82.5	121	52.18	0	30	
Surr: Toluene-d8	47.12	0				78.3	118	46.55	0	30	

Qualifiers:

>	Greater than Result value	<	Less than Result value	B	Analyte detected in the associated method blank
BRL	Below reporting limit	E	Estimated (value above quantitation range)	H	Holding times for preparation or analysis exceeded
J	Estimated value detected below Reporting Limit	N	Analyte not NELAC certified	R	RPD outside limits due to matrix
Rpt Lim	Reporting Limit	S	Spike Recovery outside limits due to matrix		

End of Report

ACCESS ANALYTICAL, INC.

ANALYTICAL REPORT

CLIENT:
Access Analytical, Inc.
7478 Carlisle St.
Irmo, SC 29063
ATTN: Ashley Amick

PROJECT:
EDDIES PITT STOP

DATE:
08.12.22

Primary Data Review By:

Bonnie Vary

Project Manager, Pace Analytical

Secondary Data Review By:

Ashley B. Amick

Project Manager, Access Analytical
aamick@axs-inc.com

Notes:

- Unless otherwise noted, all analysis on this report performed at Pace Analytical Services, Inc. For a list of analyzing locations and certifications, please see page 3 of included analytical report.

- Local support services for this project are provided by Access Analytical, Inc. Please direct all questions regarding this project to your Access Analytical project manager at 803-781-4243 or at the email address listed above.

Pace Analytical Services, LLC
9800 Kincey Ave. Suite 100
Huntersville, NC 28078
(704)875-9092

Ashley Amick
Access Analytical, Inc.
7478 Carlisle St.
Irmo, SC 29063

RE: Project: EDDIES PITT STOP
Pace Project No.: 92619020

Dear Ashley Amick:

Enclosed are the analytical results for sample(s) received by the laboratory on August 05, 2022. The results relate only to the samples included in this report. Results reported herein conform to the applicable TNI/NELAC Standards and the laboratory's Quality Manual, where applicable, unless otherwise noted in the body of the report.

The test results provided in this final report were generated by each of the following laboratories within the Pace Network:

- Pace Analytical Services - Charlotte

If you have any questions concerning this report, please feel free to contact me.

Sincerely,

Bonnie Vang
bonnie.vang@pacelabs.com
(704)875-9092
Project Manager

Enclosures

Pace Analytical Services, LLC
9800 Kincey Ave. Suite 100
Huntersville, NC 28078
(704)875-9092

CERTIFICATIONS

Project: EDDIES PITT STOP
Pace Project No.: 92619020

Pace Analytical Services Charlotte

South Carolina Laboratory ID: 99006
9800 Kincey Ave. Ste 100, Huntersville, NC 28078
North Carolina Drinking Water Certification #: 37706
North Carolina Field Services Certification #: 5342
North Carolina Wastewater Certification #: 12
South Carolina Laboratory ID: 99006
South Carolina Certification #: 99006001
South Carolina Drinking Water Cert. #: 99006003
Florida/NELAP Certification #: E87627
Kentucky UST Certification #: 84
Louisiana DoH Drinking Water #: LA029
Virginia/VELAP Certification #: 460221

REPORT OF LABORATORY ANALYSIS

This report shall not be reproduced, except in full,
without the written consent of Pace Analytical Services, LLC.

Pace Analytical Services, LLC
9800 Kincey Ave. Suite 100
Huntersville, NC 28078
(704)875-9092

SAMPLE SUMMARY

Project: EDDIES PITT STOP
Pace Project No.: 92619020

Lab ID	Sample ID	Matrix	Date Collected	Date Received
92619020001	**T.B.**	Water	07/28/22 08:00	08/05/22 10:30
92619020002	**F.B.**	Water	07/28/22 11:10	08/05/22 10:30
92619020003	**PW-1**	Water	07/28/22 11:45	08/05/22 10:30
92619020004	**DUP PW-1**	Water	07/28/22 11:45	08/05/22 10:30

REPORT OF LABORATORY ANALYSIS

This report shall not be reproduced, except in full,
without the written consent of Pace Analytical Services, LLC.

Pace Analytical Services, LLC
9800 Kincey Ave. Suite 100
Huntersville, NC 28078
(704)875-9092

SAMPLE ANALYTE COUNT

Project: EDDIES PITT STOP
Pace Project No.: 92619020

Lab ID	Sample ID	Method	Analysts	Analytes Reported	Laboratory
92619020001	**T.B.**	EPA 524.2	LMB	9	PASI-C
92619020002	**F.B.**	EPA 504.1	HH	2	PASI-C
		EPA 524.2	LMB	9	PASI-C
92619020003	**PW-1**	EPA 504.1	HH	2	PASI-C
		EPA 524.2	LMB	9	PASI-C
92619020004	**DUP PW-1**	EPA 504.1	HH	2	PASI-C
		EPA 524.2	LMB	9	PASI-C

PASI-C = Pace Analytical Services - Charlotte

This report shall not be reproduced, except in full,
without the written consent of Pace Analytical Services, LLC.

Pace Analytical Services, LLC
9800 Kincey Ave. Suite 100
Huntersville, NC 28078
(704)875-9092

SUMMARY OF DETECTION

Project: EDDIES PITT STOP
Pace Project No.: 92619020

Lab Sample ID / Method	Client Sample ID / Parameters	Result	Units	Report Limit	Analyzed	Qualifiers
92619020003	**PW-1**					
EPA 524.2	1,2-Dichloroethane	0.37J	ug/L	0.50	08/10/22 19:34	
92619020004	**DUP PW-1**					
EPA 524.2	1,2-Dichloroethane	0.51	ug/L	0.50	08/10/22 20:00	

REPORT OF LABORATORY ANALYSIS

This report shall not be reproduced, except in full,
without the written consent of Pace Analytical Services, LLC.

Pace Analytical Services, LLC
9800 Kincey Ave. Suite 100
Huntersville, NC 28078
(704)875-9092

PROJECT NARRATIVE

Project: EDDIES PITT STOP
Pace Project No.: 92619020

Method: **EPA 504.1**
Description: 504 GCS EDB and DBCP
Client: Access Analytical, Inc.
Date: August 12, 2022

General Information:
3 samples were analyzed for EPA 504.1 by Pace Analytical Services Charlotte. All samples were received in acceptable condition with any exceptions noted below or on the chain-of custody and/or the sample condition upon receipt form (SCUR) attached at the end of this report.

Hold Time:
The samples were analyzed within the method required hold times with any exceptions noted below.

Sample Preparation:
The samples were prepared in accordance with EPA 504.1 with any exceptions noted below.

Initial Calibrations (including MS Tune as applicable):
All criteria were within method requirements with any exceptions noted below.

Continuing Calibration:
All criteria were within method requirements with any exceptions noted below.

Surrogates:
All surrogates were within QC limits with any exceptions noted below.

Method Blank:
All analytes were below the report limit in the method blank, where applicable, with any exceptions noted below.

Laboratory Control Spike:
All laboratory control spike compounds were within QC limits with any exceptions noted below.

Matrix Spikes:
All percent recoveries and relative percent differences (RPDs) were within acceptance criteria with any exceptions noted below.

Duplicate Sample:
All duplicate sample results were within method acceptance criteria with any exceptions noted below.

Additional Comments:

This report shall not be reproduced, except in full,
without the written consent of Pace Analytical Services, LLC.

Pace Analytical Services, LLC
9800 Kincey Ave. Suite 100
Huntersville, NC 28078
(704)875-9092

PROJECT NARRATIVE

Project: EDDIES PITT STOP
Pace Project No.: 92619020

Method: **EPA 524.2**
Description: 524.2 MSV SC List
Client: Access Analytical, Inc.
Date: August 12, 2022

General Information:
4 samples were analyzed for EPA 524.2 by Pace Analytical Services Charlotte. All samples were received in acceptable condition with any exceptions noted below or on the chain-of custody and/or the sample condition upon receipt form (SCUR) attached at the end of this report.

Hold Time:
The samples were analyzed within the method required hold times with any exceptions noted below.

Initial Calibrations (including MS Tune as applicable):
All criteria were within method requirements with any exceptions noted below.

Continuing Calibration:
All criteria were within method requirements with any exceptions noted below.

Internal Standards:
All internal standards were within QC limits with any exceptions noted below.

Surrogates:
All surrogates were within QC limits with any exceptions noted below.

Method Blank:
All analytes were below the report limit in the method blank, where applicable, with any exceptions noted below.

Laboratory Control Spike:
All laboratory control spike compounds were within QC limits with any exceptions noted below.

Matrix Spikes:
All percent recoveries and relative percent differences (RPDs) were within acceptance criteria with any exceptions noted below.

Additional Comments:

This data package has been reviewed for quality and completeness and is approved for release.

This report shall not be reproduced, except in full,
without the written consent of Pace Analytical Services, LLC.

Pace Analytical Services, LLC
9800 Kincey Ave. Suite 100
Huntersville, NC 28078
(704)875-9092

ANALYTICAL RESULTS

Project: EDDIES PITT STOP
Pace Project No.: 92619020

Sample: T.B. **Lab ID: 92619020001** Collected: 07/28/22 08:00 Received: 08/05/22 10:30 Matrix: Water

Parameters	Results	Units	PQL	MDL	DF	Prepared	Analyzed	CAS No.	Qual
524.2 MSV SC List	Analytical Method: EPA 524.2 Pace Analytical Services - Charlotte								
Benzene	**0.21U**	ug/L	0.50	0.21	1		08/10/22 16:06	71-43-2	
1,2-Dichloroethane	**0.16U**	ug/L	0.50	0.16	1		08/10/22 16:06	107-06-2	
Ethylbenzene	**0.22U**	ug/L	0.50	0.22	1		08/10/22 16:06	100-41-4	
Methyl-tert-butyl ether	**0.14U**	ug/L	0.50	0.14	1		08/10/22 16:06	1634-04-4	
Naphthalene	**0.35U**	ug/L	0.50	0.35	1		08/10/22 16:06	91-20-3	
Toluene	**0.20U**	ug/L	0.50	0.20	1		08/10/22 16:06	108-88-3	
Xylene (Total)	**0.22U**	ug/L	0.50	0.22	1		08/10/22 16:06	1330-20-7	
Surrogates									
1,2-Dichlorobenzene-d4 (S)	93	%	70-130		1		08/10/22 16:06	2199-69-1	
4-Bromofluorobenzene (S)	98	%	70-130		1		08/10/22 16:06	460-00-4	

REPORT OF LABORATORY ANALYSIS

This report shall not be reproduced, except in full,
without the written consent of Pace Analytical Services, LLC.

Pace Analytical Services, LLC
9800 Kincey Ave. Suite 100
Huntersville, NC 28078
(704)875-9092

ANALYTICAL RESULTS

Project: EDDIES PITT STOP
Pace Project No.: 92619020

Sample: F.B. **Lab ID: 92619020002** Collected: 07/28/22 11:10 Received: 08/05/22 10:30 Matrix: Water

Parameters	Results	Units	PQL	MDL	DF	Prepared	Analyzed	CAS No.	Qual
504 GCS EDB and DBCP	Analytical Method: EPA 504.1 Preparation Method: EPA 504.1 Pace Analytical Services - Charlotte								
1,2-Dibromoethane (EDB)	**0.0054U**	ug/L	0.019	0.0054	1	08/11/22 12:38	08/11/22 14:33	106-93-4	
Surrogates									
1-Chloro-2-bromopropane (S)	104	%	70-130		1	08/11/22 12:38	08/11/22 14:33	301-79-56	
524.2 MSV SC List	Analytical Method: EPA 524.2 Pace Analytical Services - Charlotte								
Benzene	**0.21U**	ug/L	0.50	0.21	1		08/10/22 16:32	71-43-2	
1,2-Dichloroethane	**0.16U**	ug/L	0.50	0.16	1		08/10/22 16:32	107-06-2	
Ethylbenzene	**0.22U**	ug/L	0.50	0.22	1		08/10/22 16:32	100-41-4	
Methyl-tert-butyl ether	**0.14U**	ug/L	0.50	0.14	1		08/10/22 16:32	1634-04-4	
Naphthalene	**0.35U**	ug/L	0.50	0.35	1		08/10/22 16:32	91-20-3	
Toluene	**0.20U**	ug/L	0.50	0.20	1		08/10/22 16:32	108-88-3	
Xylene (Total)	**0.22U**	ug/L	0.50	0.22	1		08/10/22 16:32	1330-20-7	
Surrogates									
1,2-Dichlorobenzene-d4 (S)	92	%	70-130		1		08/10/22 16:32	2199-69-1	
4-Bromofluorobenzene (S)	97	%	70-130		1		08/10/22 16:32	460-00-4	

REPORT OF LABORATORY ANALYSIS

This report shall not be reproduced, except in full,
without the written consent of Pace Analytical Services, LLC.

Pace Analytical Services, LLC
9800 Kincey Ave. Suite 100
Huntersville, NC 28078
(704)875-9092

ANALYTICAL RESULTS

Project: EDDIES PITT STOP
Pace Project No.: 92619020

Sample: PW-1 **Lab ID: 92619020003** Collected: 07/28/22 11:45 Received: 08/05/22 10:30 Matrix: Water

Parameters	Results	Units	PQL	MDL	DF	Prepared	Analyzed	CAS No.	Qual
504 GCS EDB and DBCP	Analytical Method: EPA 504.1 Preparation Method: EPA 504.1 Pace Analytical Services - Charlotte								
1,2-Dibromoethane (EDB)	**0.0055U**	ug/L	0.020	0.0055	1	08/11/22 12:38	08/11/22 14:43	106-93-4	
Surrogates									
1-Chloro-2-bromopropane (S)	93	%	70-130		1	08/11/22 12:38	08/11/22 14:43	301-79-56	
524.2 MSV SC List	Analytical Method: EPA 524.2 Pace Analytical Services - Charlotte								
Benzene	**0.21U**	ug/L	0.50	0.21	1		08/10/22 19:34	71-43-2	
1,2-Dichloroethane	**0.37J**	ug/L	0.50	0.16	1		08/10/22 19:34	107-06-2	
Ethylbenzene	**0.22U**	ug/L	0.50	0.22	1		08/10/22 19:34	100-41-4	
Methyl-tert-butyl ether	**0.14U**	ug/L	0.50	0.14	1		08/10/22 19:34	1634-04-4	
Naphthalene	**0.35U**	ug/L	0.50	0.35	1		08/10/22 19:34	91-20-3	
Toluene	**0.20U**	ug/L	0.50	0.20	1		08/10/22 19:34	108-88-3	
Xylene (Total)	**0.22U**	ug/L	0.50	0.22	1		08/10/22 19:34	1330-20-7	
Surrogates									
1,2-Dichlorobenzene-d4 (S)	92	%	70-130		1		08/10/22 19:34	2199-69-1	
4-Bromofluorobenzene (S)	95	%	70-130		1		08/10/22 19:34	460-00-4	

This report shall not be reproduced, except in full,
without the written consent of Pace Analytical Services, LLC.

Pace Analytical Services, LLC
9800 Kincey Ave. Suite 100
Huntersville, NC 28078
(704)875-9092

ANALYTICAL RESULTS

Project: EDDIES PITT STOP
Pace Project No.: 92619020

Sample: DUP PW-1 **Lab ID: 92619020004** Collected: 07/28/22 11:45 Received: 08/05/22 10:30 Matrix: Water

Parameters	Results	Units	PQL	MDL	DF	Prepared	Analyzed	CAS No.	Qual
504 GCS EDB and DBCP	Analytical Method: EPA 504.1 Preparation Method: EPA 504.1 Pace Analytical Services - Charlotte								
1,2-Dibromoethane (EDB)	**0.0054U**	ug/L	0.019	0.0054	1	08/11/22 12:38	08/11/22 14:54	106-93-4	
Surrogates									
1-Chloro-2-bromopropane (S)	95	%	70-130		1	08/11/22 12:38	08/11/22 14:54	301-79-56	
524.2 MSV SC List	Analytical Method: EPA 524.2 Pace Analytical Services - Charlotte								
Benzene	**0.21U**	ug/L	0.50	0.21	1		08/10/22 20:00	71-43-2	
1,2-Dichloroethane	**0.51**	ug/L	0.50	0.16	1		08/10/22 20:00	107-06-2	
Ethylbenzene	**0.22U**	ug/L	0.50	0.22	1		08/10/22 20:00	100-41-4	
Methyl-tert-butyl ether	**0.14U**	ug/L	0.50	0.14	1		08/10/22 20:00	1634-04-4	
Naphthalene	**0.35U**	ug/L	0.50	0.35	1		08/10/22 20:00	91-20-3	
Toluene	**0.20U**	ug/L	0.50	0.20	1		08/10/22 20:00	108-88-3	
Xylene (Total)	**0.22U**	ug/L	0.50	0.22	1		08/10/22 20:00	1330-20-7	
Surrogates									
1,2-Dichlorobenzene-d4 (S)	94	%	70-130		1		08/10/22 20:00	2199-69-1	
4-Bromofluorobenzene (S)	97	%	70-130		1		08/10/22 20:00	460-00-4	

This report shall not be reproduced, except in full,
without the written consent of Pace Analytical Services, LLC.

Pace Analytical Services, LLC
9800 Kincey Ave. Suite 100
Huntersville, NC 28078
(704)875-9092

QUALITY CONTROL DATA

Project: EDDIES PITT STOP
Pace Project No.: 92619020

QC Batch: 716182
QC Batch Method: EPA 524.2
Analysis Method: EPA 524.2
Analysis Description: 524.2 MSV
Laboratory: Pace Analytical Services - Charlotte
Associated Lab Samples: 92619020001, 92619020002, 92619020003, 92619020004

METHOD BLANK: 3733458 Matrix: Water
Associated Lab Samples: 92619020001, 92619020002, 92619020003, 92619020004

Parameter	Units	Blank Result	Reporting Limit	MDL	Analyzed	Qualifiers
1,2-Dichloroethane	ug/L	0.16U	0.50	0.16	08/10/22 14:22	
Benzene	ug/L	0.21U	0.50	0.21	08/10/22 14:22	
Ethylbenzene	ug/L	0.22U	0.50	0.22	08/10/22 14:22	
Methyl-tert-butyl ether	ug/L	0.14U	0.50	0.14	08/10/22 14:22	
Naphthalene	ug/L	0.35U	0.50	0.35	08/10/22 14:22	
Toluene	ug/L	0.20U	0.50	0.20	08/10/22 14:22	
Xylene (Total)	ug/L	0.22U	0.50	0.22	08/10/22 14:22	
1,2-Dichlorobenzene-d4 (S)	%	95	70-130		08/10/22 14:22	
4-Bromofluorobenzene (S)	%	96	70-130		08/10/22 14:22	

LABORATORY CONTROL SAMPLE: 3733459

Parameter	Units	Spike Conc.	LCS Result	LCS % Rec	% Rec Limits	Qualifiers
1,2-Dichloroethane	ug/L	20	21.6	108	70-130	
Benzene	ug/L	20	19.6	98	70-130	
Ethylbenzene	ug/L	20	20.3	102	70-130	
Methyl-tert-butyl ether	ug/L	20	19.2	96	70-130	
Naphthalene	ug/L	20	17.2	86	70-130	
Toluene	ug/L	20	20.1	100	70-130	
Xylene (Total)	ug/L	60	62.1	103		
1,2-Dichlorobenzene-d4 (S)	%			97	70-130	
4-Bromofluorobenzene (S)	%			96	70-130	

Results presented on this page are in the units indicated by the "Units" column except where an alternate unit is presented to the right of the result.

REPORT OF LABORATORY ANALYSIS

This report shall not be reproduced, except in full,
without the written consent of Pace Analytical Services, LLC.

Pace Analytical Services, LLC
9800 Kincey Ave. Suite 100
Huntersville, NC 28078
(704)875-9092

QUALITY CONTROL DATA

Project: EDDIES PITT STOP
Pace Project No.: 92619020

QC Batch: 716578
QC Batch Method: EPA 504.1
Analysis Method: EPA 504.1
Analysis Description: GCS 504 EDB DBCP
Laboratory: Pace Analytical Services - Charlotte
Associated Lab Samples: 92619020002, 92619020003, 92619020004

METHOD BLANK: 3735332 Matrix: Water
Associated Lab Samples: 92619020002, 92619020003, 92619020004

Parameter	Units	Blank Result	Reporting Limit	MDL	Analyzed	Qualifiers
1,2-Dibromoethane (EDB)	ug/L	0.0057U	0.020	0.0057	08/11/22 14:00	
1-Chloro-2-bromopropane (S)	%	90	70-130		08/11/22 14:00	

LABORATORY CONTROL SAMPLE & LCSD: 3735333 3735334

Parameter	Units	Spike Conc.	LCS Result	LCSD Result	LCS % Rec	LCSD % Rec	% Rec Limits	RPD	Max RPD	Qualifiers
1,2-Dibromoethane (EDB)	ug/L	0.25	0.23	0.23	92	93	70-130	1	20	
1-Chloro-2-bromopropane (S)	%				88	87	70-130			

MATRIX SPIKE & MATRIX SPIKE DUPLICATE: 3735335 3735336

Parameter	Units	92619124050 Result	MS Spike Conc.	MSD Spike Conc.	MS Result	MSD Result	MS % Rec	MSD % Rec	% Rec Limits	RPD	Max RPD	Qual
1,2-Dibromoethane (EDB)	ug/L	ND	0.25	0.25	0.25	0.21	99	84	65-135	16	20	
1-Chloro-2-bromopropane (S)	%						91	79	70-130			

SAMPLE DUPLICATE: 3735337

Parameter	Units	92619124051 Result	Dup Result	RPD	Max RPD	Qualifiers
1,2-Dibromoethane (EDB)	ug/L	ND	0.0057U		20	
1-Chloro-2-bromopropane (S)	%	89	86			

Results presented on this page are in the units indicated by the "Units" column except where an alternate unit is presented to the right of the result.

REPORT OF LABORATORY ANALYSIS

This report shall not be reproduced, except in full,
without the written consent of Pace Analytical Services, LLC.

Pace Analytical Services, LLC
9800 Kincey Ave. Suite 100
Huntersville, NC 28078
(704)875-9092

QUALIFIERS

Project: EDDIES PITT STOP
Pace Project No.: 92619020

DEFINITIONS

DF - Dilution Factor, if reported, represents the factor applied to the reported data due to dilution of the sample aliquot.

ND - Not Detected at or above adjusted reporting limit.

TNTC - Too Numerous To Count

J - Estimated concentration above the adjusted method detection limit and below the adjusted reporting limit.

MDL - Adjusted Method Detection Limit.

PQL - Practical Quantitation Limit.

RL - Reporting Limit - The lowest concentration value that meets project requirements for quantitative data with known precision and bias for a specific analyte in a specific matrix.

S - Surrogate

1,2-Diphenylhydrazine decomposes to and cannot be separated from Azobenzene using Method 8270. The result for each analyte is a combined concentration.

Consistent with EPA guidelines, unrounded data are displayed and have been used to calculate % recovery and RPD values.

LCS(D) - Laboratory Control Sample (Duplicate)

MS(D) - Matrix Spike (Duplicate)

DUP - Sample Duplicate

RPD - Relative Percent Difference

NC - Not Calculable.

SG - Silica Gel - Clean-Up

U - Indicates the compound was analyzed for, but not detected.

Acid preservation may not be appropriate for 2 Chloroethylvinyl ether.

A separate vial preserved to a pH of 4-5 is recommended in SW846 Chapter 4 for the analysis of Acrolein and Acrylonitrile by EPA Method 8260.

N-Nitrosodiphenylamine decomposes and cannot be separated from Diphenylamine using Method 8270. The result reported for each analyte is a combined concentration.

Reported results are not rounded until the final step prior to reporting. Therefore, calculated parameters that are typically reported as "Total" may vary slightly from the sum of the reported component parameters.

Pace Analytical is TNI accredited. Contact your Pace PM for the current list of accredited analytes.

TNI - The NELAC Institute.

This report shall not be reproduced, except in full,
without the written consent of Pace Analytical Services, LLC.

Pace Analytical Services, LLC
9800 Kincey Ave. Suite 100
Huntersville, NC 28078
(704)875-9092

QUALITY CONTROL DATA CROSS REFERENCE TABLE

Project: EDDIES PITT STOP
Pace Project No.: 92619020

Lab ID	Sample ID	QC Batch Method	QC Batch	Analytical Method	Analytical Batch
92619020002	**F.B.**	EPA 504.1	716578	EPA 504.1	716606
92619020003	**PW-1**	EPA 504.1	716578	EPA 504.1	716606
92619020004	**DUP PW-1**	EPA 504.1	716578	EPA 504.1	716606
92619020001	**T.B.**	EPA 524.2	716182		
92619020002	**F.B.**	EPA 524.2	716182		
92619020003	**PW-1**	EPA 524.2	716182		
92619020004	**DUP PW-1**	EPA 524.2	716182		

This report shall not be reproduced, except in full,
without the written consent of Pace Analytical Services, LLC.

Laboratory receiving samples:

Asheville ☐ Eden ☐ Greenwood ☐ Huntersville ☑ Raleigh ☐ Mechanicsville ☐ Atlanta ☐ Kernersville ☐

Sample Condition Upon Receipt

Client Name: Terracon Consultants

Project #: WO# : 92619020

92619020

Courier: ☐ Commercial ☑ Fed Ex ☐ UPS ☐ USPS ☐ Client ☐ Pace ☐ Other:____

Custody Seal Present? ☐ Yes ☑ No **Seals Intact?** ☐ Yes ☑ No

Date/Initials Person Examining Contents: GMK 8/2/22

Packing Material: ☐ Bubble Wrap ☑ Bubble Bags ☐ None ☐ Other

Biological Tissue Frozen? ☐ Yes ☐ No ☑ N/A

Thermometer: ☑ IR Gun ID: 92T064

Type of Ice: ☑ Wet ☐ Blue ☐ None

Cooler Temp: 5.9 **Correction Factor:** Add/Subtract (°C) 0

Temp should be above freezing to 6°C

☐ Samples out of temp criteria. Samples on ice, cooling process has begun

Cooler Temp Corrected (°C): 5.9

USDA Regulated Soil (☑ N/A, water sample)

Did samples originate in a quarantine zone within the United States: CA, NY, or SC (check maps)? ☐ Yes ☐ No

Did samples originate from a foreign source (internationally, including Hawaii and Puerto Rico)? ☐ Yes ☐ No

				Comments/Discrepancy:
Chain of Custody Present?	☑ Yes	☐ No	☐ N/A	1.
Samples Arrived within Hold Time?	☑ Yes	☐ No	☐ N/A	2.
Short Hold Time Analysis (<72 hr.)?	☐ Yes	☑ No	☐ N/A	3.
Rush Turn Around Time Requested?	☐ Yes	☑ No	☐ N/A	4.
Sufficient Volume?	☑ Yes	☐ No	☐ N/A	5.
Correct Containers Used?	☑ Yes	☐ No	☐ N/A	6.
-Pace Containers Used?	☑ Yes	☑ No	☐ N/A	GMK 8/2/22
Containers Intact?	☑ Yes	☐ No	☐ N/A	7.
Dissolved analysis: Samples Field Filtered?	☐ Yes	☐ No	☑ N/A	8.
Sample Labels Match COC? -Includes Date/Time/ID/Analysis Matrix: WT	☑ Yes	☐ No	☐ N/A	9.
Headspace in VOA Vials (>5-6mm)?	☐ Yes	☑ No	☐ N/A	10.
Trip Blank Present?	☐ Yes	☐ No	☐ N/A	11.
Trip Blank Custody Seals Present?	☐ Yes	☐ No	☑ N/A	

COMMENTS/SAMPLE DISCREPANCY

Field Data Required? ☐ Yes ☐ No

Lot ID of split containers:

CLIENT NOTIFICATION/RESOLUTION

Person contacted: _____ Date/Time: _____

Project Manager SCURF Review: _____ **Date:** _____

Project Manager SRF Review: _____ **Date:** _____

*Check mark top half of box if pH and/or dechlorination is verified and within the acceptance range for preservation samples.

Exceptions: VOA, Coliform, TOC, Oil and Grease, DRO/8015 (water) DOC, LLHg

**Bottom half of box is to list number of bottles

***Check all unpreserved Nitrates for chlorine

Project # WO#: 92619020

PM: BV Due Date: 08/12/22

CLIENT: 92-Access

Item#	BP4U-125 mL Plastic Unpreserved (N/A) (Cl-)	BP3U-250 mL Plastic Unpreserved (N/A)	BP2U-500 mL Plastic Unpreserved (N/A)	BP1U-1 liter Plastic Unpreserved (N/A)	BP4S-125 mL Plastic H2SO4 (pH < 2) (Cl-)	BP3N-250 mL plastic HNO3 (pH < 2)	BP4Z-125 mL Plastic ZN Acetate & NaOH (>9)	BP4B-125 mL Plastic NaOH (pH > 12) (Cl-)	WGFU-Wide-mouthed Glass jar Unpreserved	AG1U-1 liter Amber Unpreserved (N/A) (Cl-)	AG1H-1 liter Amber HCl (pH < 2)	AG3U-250 mL Amber Unpreserved (N/A) (Cl-)	AG1S-1 liter Amber H2SO4 (pH < 2)	AG3S-250 mL Amber H2SO4 (pH < 2)	DG94-250 mL Amber NH4Cl (N/A)(Cl-)	DG9H-40 mL VOA HCl (N/A)	VG9T-40 mL VOA Na2S2O3 (N/A)	VG9U-40 mL VOA Unpreserved (N/A)	DG9V-40 mL VOA H3PO4 (N/A)	DG9S-40 mL VOA H2SO4 (N/A)	V/GK (3 vials per kit)-VPH/Gas kit (N/A)	SP5T-125 mL Sterile Plastic (N/A – lab)	SP2T-250 mL Sterile Plastic (N/A – lab)	VG9H	BP3R-250 mL Plastic (NH2)2SO4 (9.3-9.7)	AG0U-100 mL Amber Unpreserved (N/A) (Cl-)	VSGU-20 mL Scintillation vials (N/A)	DG9U-40 mL Amber Unpreserved vials (N/A)
1																									2				
2																									3				
3																									2				
4																									2				
5																													
6																													
7																													
8																													
9																													
10																													
11																													
12																													

pH Adjustment Log for Preserved Samples

Sample ID	Type of Preservative	pH upon receipt	Date preservation adjusted	Time preservation adjusted	Amount of Preservative added	Lot #

Note: Whenever there is a discrepancy affecting North Carolina compliance samples, a copy of this form will be sent to the North Carolina DENR Certification Office (i.e. Out of hold, incorrect preservative, out of temp, incorrect containers.

Access Lab Report #:
Sub Lab (if applicable): / Sub Report #:
Client Purchase Order #:
Access Estimate #:

Access Analytical, Inc.
15 Thames Valley Rd. ~ Irmo, SC 29063
Phone: 803-781-4243 / Fax: 803-781-4303 / www.axs-inc.com
SCDHEC Lab Certification # 32571
NELAC Lab ID # E871145

Chain of Custody Record

2208241

Client:	Terracon Consultants
Attn:	Jordan Floyd
Address:	521 Clemson Rd
City:	Columbia
State:	SC
Zip Code:	29229
Phone:	
Fax:	
Email:	Jordan.Floyd@terracon.com
Project Name:	Eddies Pitt Stor
Sampled By (Signature):	[signature]

Preservatives (see codes):
Bottle Types (see codes):

REQUESTED LAB ANALYSIS

Lab ID:	Sample Name:	Date Collected:	Time Collected:	C/Comp G-Grab	Matrix (see codes)	Program Area (see codes)	Total # Containers	BTEXAM 12KA 524.2	Oxy 8260	EDB 504.1	Notes / Comments
	TB	7/28/22	8:00	G	GW	SHW	4	2			001
	FB	7/28/22	11:10	G	GW	SHW	4	2	2	2	002
	PW-1	7/28/22	11:45	G	GW	SHW	4	2	2	2	003
	Dup PW-1	7-28-22	11:45	G	GW	SHW	4	2		2	004

Preservation Codes / Bottle Types.

*Preservative Codes:
0 = None, 1 = HCl, 2 = HNO3, 3 = NaOH, 4 = NaOH, 5 = NaHSO4, 6 = Methanol 50% set w/ NaHSO4, 7 = NaOH/ZnOAc, 8 = H2PO4, 9 = cooled to 6°C, 10 = cooled to 4°C, 11 = Amm Ac, 12 = Ascorbic Acid / HCl, 13 = CDA

*Matrix Codes:
GW = ground water, WW = waste water, DW = drinking water, SW = surface/storm water, S = soil, SL = sludge, A = air, IW = reliability water, O = other liquids in comments section

*Program Area Codes:
CWA = Clean Water Act (for wastewater), SDWA = Safe Drinking Water act (for drinking water), SHW = Solid and Hazardous Wastes (for soil, ground water and waste samples)

*Container Type: 1 = Glass, 2 = Plastic

92G19020

Turnaround Time Requested:		Project Location:		Relinquished By:	Received By:	Date:	Time (24hr):	Samples Received on Ice:
Standard	✓	SC	✓	[signature]	Christine Cole	7/29/22	1029	✓ Y N N/A
Rush *		NC		Christine Cole	Fed Ex		1700	Y N N/A
*Date Required		Other (Specify):			[signature]	8/3/22		Y N N/A
Rush data emailed/faxed by end of business day on date required. Standard TAT is 7-10 business days.						8/2/22	10:05	Y N N/A

Received in lab by: Chill

Sample Temp. Received in Lab: 2.1 (°C)

Chain of Custody Page ____ of ____

Ref: RT1 Ref: RT2

Rec: MDG Pocket HR 8-5-22 10:30

White Copy: Lab original / Canary Copy: Client Copy

NOTE: Relinquishing samples via this Chain of Custody document constitutes client acceptance of Access Analytical terms and conditions.

5.9°C

APPENDIX E

Development Log

Well Development Data Verfication Form
Underground Storage Tank Management Division

Facility Name: Eddie's Pit Stop Site ID#:

Date: 07/28/2022 Field Personnel:

Drilling Company: Terracon Driller's Name: Chuck Clymer, Jr.

Driller's Certification Number: 075 Weather Conditions:

Well Development Method

Surge Block ○ Submersible Pump ⊘ Air Lifting ○

* Bailing can be combined with any of the above methods, but not utilized alone for development.

Quality Assurance

pH meter	Conductivity meter	Temperature meter	Turbidity meter
serial no.	serial no.	serial no.	serial no. 15050C0413
pH=4.0	standard 1413 us/cm		NTU=0.0
pH=7.0			NTU=1.0
pH=10.0			NTU=10.0

Drilling Method

Hollow Stem Augers ⊘ Solid Flight Augers ○ Direct Push ○

Air Rotary ○ Mud Rotary ○ Sonic ○

Monitoring Well ID# MW-4 Well Casing Diameter 2 inches Borehole Diameter 8.25 inches

Depth to Ground Water (DGW) 25.12 ft. Screen Length/Slot Size ft./ 2 in.

Total Well Depth (TWD) 49 ft. Screen Interval ft. to ft.

Length of water column (LWC=TWD-DGW) ft. Type of Drilling Fluids used: High yield bentonite powder slurry

Total Gallons of Water Removed: gals. Drilling Fluids recovered gals.

Time (military)	1020	1025	1030	1035	1040	1050	1100
pH (s.u.)*	6.05	5.91	5.78	5.60	5.81		5.72
Specific Conductivity (mmhos/cm)*	515	392.7	166.1	172.3	302.3	224.1	203.9
Water Temperature (C)*	27.5	25.7	24.3	27.0	22.4	22.0	21.8
Turbidity (NTU) *	++++	++++	++++	969	124	32.7	9.8
Physical Characteristics (color/odor)	Brown sl. odor	Brown sl. odor	Brown sl. odor	Brown sl. odor	Brown sl. odor	Brown sl. odor	Clear sl. odor
Water Level Measurement (ft) from TOC	25.12	26.64	28.54	28.54	32.64	36.87	39.82
Total Well Depth (ft) from TOC	36	40	43	46	49	49	49
Cumulative Gallons Removed	0 gals	1 gals	2 gals	3 gals	4 gals	6 gals	8 gals

* Development is completed once groundwater turbidity is ≤ 10 NTU and all parameters are ± 10%.

Detailed description of Well Development process:

Driller Signature: Smith, James P Digitally signed by Smith, James P DN: cn=Smith, James P, ou=Legal Hold Users, email=Jim.Smith2@terracon.com Reason: I attest to the accuracy and integrity of this document Date: 2022.09.26 08:36:22 -04'00' Date: 09/26/2022

APPENDIX G

Disposal Manifest

NON-HAZARDOUS WASTE MANIFEST	1. Generator ID Number	2. Page 1 of	3. Emergency Response Phone	4. Waste Tracking Number

5. Generator's Name and Mailing Address
TERRACON CONSUL
521 CLEMSON RD
COLUMBIA, SC

Generator's Site Address (if different than mailing address)
EDDIES PIT STOP
1343 HWY 601 N
PASELAND,

Generator's Phone:

6. Transporter 1 Company Name — U.S. EPA ID Number

7. Transporter 2 Company Name — U.S. EPA ID Number

8. Designated Facility Name and Site Address — U.S. EPA ID Number

Facility's Phone:

	9. Waste Shipping Name and Description	10. Containers No.	10. Containers Type	11. Total Quantity	12. Unit Wt./Vol.	
	1.					
	2.					
	3.					
	4.					

13. Special Handling Instructions and Additional Information

14. GENERATOR'S CERTIFICATION: I certify the materials described above on this manifest are not subject to federal regulations for reporting proper disposal of Hazardous Waste.

Generator's/Offeror's Printed/Typed Name — Signature — Month 9 Day — Year

15. International Shipments ☐ Import to U.S. ☐ Export from U.S. Port of entry/exit:

Transporter Signature (for exports only): Date leaving U.S.:

16. Transporter Acknowledgment of Receipt of Materials

Transporter 1 Printed/Typed Name — Signature — Month Day Year

Transporter 2 Printed/Typed Name — Signature — Month Day Year

17. Discrepancy

17a. Discrepancy Indication Space ☐ Quantity ☐ Type ☐ Residue ☐ Partial Rejection ☐ Full Rejection

Manifest Reference Number:

17b. Alternate Facility (or Generator) — U.S. EPA ID Number

Facility's Phone:

17c. Signature of Alternate Facility (or Generator) — Month Day Year

18. Designated Facility Owner or Operator: Certification of receipt of materials covered by the manifest except as noted in Item 17a

Printed/Typed Name — Signature — Month Day 29 Year

GENERATOR — INT'L — TRANSPORTER — DESIGNATED FACILITY

169-BLC-O 6 10498 (Rev. 8/06)

TRANSPORTER #1

CERTIFIED WEIGHT

HARKINS MOVING & STORAGE, INC.

885 S. Guignard Drive, Sumter, SC 29150

(803) 775-2700

Customers Name Tenco

Address _____

Commodity _____

Carrier _____

Lbs. Gross _____ 10:03 AM 9/29/2022 5760 lb G

Lbs. Tare _____ 10:41 AM 9/29/2022 5520 lb G

Lbs. Net _____

Driver ON ____ OFF ✓

Fee 185.54 pd

Weigher Doug McConnell

APPENDIX K

SCDHEC QAPP Contractors Checklist

UST Site # (18871 Eddies Pitt Stop
Elgin, South Carolina

CONTRACTOR CHECKLIST

Item #	Item	Yes	No	N/A
1	Is Facility Name, Permit #, and address provided?	X		
2	Is UST Owner/Operator name, address, & phone number provided?	X		
3	Is name, address, & phone number of current property owner provided?	X		
4	Is the DHEC Certified UST Site Rehabilitation Contractor's Name, Address, telephone number, and certification number provided?	X		
5	Is the name, address, telephone number, and certification number of the well driller that installed borings/monitoring wells provided?	X		
6	Is the name, address, telephone number, and certification number of the certified laboratory(ies) performing analytical analyses provided?	X		
7	Has the facility history been summarized?	X		
8	Has the regional geology and hydrogeology been described?	X		
9	Are the receptor survey results provided as required?			X
10	Has current use of the site and adjacent land been described?	X		
11	Has the site-specific geology and hydrogeology been described?	X		
12	Has the primary soil type been described?	X		
13	Have field screening results been described?			X
14	Has a description of the soil sample collection and preservation been detailed?	X		
15	Has the field screening methodology and procedure been detailed?			X
16	Has the monitoring well installation and development dates been provided?	X		
17	Has the method of well development been detailed?	X		
18	Has justification been provided for the locations of the monitoring wells?	X		
19	Have the monitoring wells been labeled in accordance with the UST QAPP guidelines?	X		
20	Has the groundwater sampling methodology been detailed?	X		
21	Have the groundwater sampling dates and groundwater measurements been provided?	X		
22	Has the purging methodology been detailed?	X		
23	Has the volume of water purged from each well been provided along with measurements to verify that purging is complete?	X		
24	If free-product is present, has the thickness been provided?	X		
25	Does the report include a brief discussion of the assessment done and the results?	X		
26	Does the report include a brief discussion of the aquifer evaluation and results?			X
27	Does the report include a brief discussion of the fate & transport models used?	X		
28	Are the site-conceptual model tables included? (Tier 1 Risk Evaluation)			X
29	Have the exposure pathways been analyzed? (Tier 2 Risk Evaluation)			X
30	Have the SSTLs for each compound and pathway been calculated? (Tier 2 Risk Evaluation)			X

UST Site # (18871 Eddies Pitt Stop
Elgin, South Carolina

CONTRACTOR CHECKLIST

Item #	Item	Yes	No	N/A
31	Have recommendations for further action been provided and explained?	X		
32	Has the soil analytical data for the site been provided in tabular format? (Table 1)	X		
33	Has the potentiometric data for the site been provided in tabular format? (Table 2)	X		
34	Has the current and historical laboratory data been provided in tabular format?	X		
35	Have the aquifer characteristics been provided and summarized on the appropriate form?			X
36	Have the Site conceptual model tables been included? (Tier 1 Risk Evaluation)			X
37	Has the topographic map been provided with all required elements? (Figure 1)	X		
38	Has the site base map been provided with all required elements? (Figure 2)	X		
39	Have the CoC site maps been provided? (Figure 3 & Figure 4)	X		
40	Has the site potentiometric map been provided? (Figure 5)	X		
41	Have the geologic cross-sections been provided? (Figure 6)	X		
42	Have maps showing the predicted migration of the CoCs through time been provided? (Tier 2 Risk Evaluation)			X
43	Has the site survey been provided and include all necessary elements? (Appendix A)			X
44	Have the sampling logs, chain of custody forms, and the analytical data package been included with all required elements? (Appendix B)	X		
45	Is the laboratory performing the analyses properly certified?	X		
46	Has the tax map been included with all necessary elements? (Appendix C)			X
47	Have the soil boring/field screening logs been provided? (Appendix D)	X		
48	Have the well completion logs and SCDHEC Form 1903 been provided? (Appendix E)	X		
49	Have the aquifer evaluation forms, data, graphs, equations, etc. been provided? (Appendix F)			X
50	Have the disposal manifests been provided? (Appendix G)	X		
51	Has a copy of the local zoning regulations been provided? (Appendix H)			X
52	Has all fate and transport modeling been provided? (Appendix I)			X
53	Have copies of all access agreements obtained by the contractor been provided? (Appendix J)			X
54	Has a copy of this form been attached to the final report and are explanations for any missing or incomplete data been provided?	X		

Notes:

18871

NON-HAZARDOUS WASTE MANIFEST

1. Generator ID Number	2. Page 1 of	3. Emergency Response Phone	4. Waste Tracking Number
		803 229-2528	

GENERATOR

5. Generator's Name and Mailing Address
TERRACON CONSULTANTS
521 CLEMSON RD
COLUMBIA, SC
Generator's Phone: 803-791-9000

Generator's Site Address (if different than mailing address)
EDDIES PITSTOP
1943 HWY 601 N
PAGELAND, SC 29728

6. Transporter 1 Company Name
TERRACON
U.S. EPA ID Number

7. Transporter 2 Company Name
U.S. EPA ID Number

8. Designated Facility Name and Site Address
TK TANK SERVICES, INC.
425 BOULEVARD RD.
SUMTER, SC 29153
Facility's Phone: 803 418-5314
U.S. EPA ID Number
4327958002

	9. Waste Shipping Name and Description	10. Containers No.	10. Containers Type	11. Total Quantity	12. Unit Wt./Vol.	
1.	NON HAZARDOUS PETROLEUM CONTAMINATED WATER/PRODUCT			32	gal	
2.						
3.						
4.						

13. Special Handling Instructions and Additional Information

14. **GENERATOR'S CERTIFICATION:** I certify the materials described above on this manifest are not subject to federal regulations for reporting proper disposal of Hazardous Waste.

Generator's/Offeror's Printed/Typed Name: Russ Grosslight
Signature: RMG
Month 9 Day 29 Year 22

INT'L

15. International Shipments ☐ Import to U.S. ☐ Export from U.S. Port of entry/exit:
Transporter Signature (for exports only): Date leaving U.S.:

TRANSPORTER

16. Transporter Acknowledgment of Receipt of Materials

Transporter 1 Printed/Typed Name: Russ Grosslight
Signature: RMG
Month 9 Day 29 Year 22

Transporter 2 Printed/Typed Name
Signature
Month Day Year

DESIGNATED FACILITY

17. Discrepancy

17a. Discrepancy Indication Space ☐ Quantity ☐ Type ☐ Residue ☐ Partial Rejection ☐ Full Rejection

Manifest Reference Number:

17b. Alternate Facility (or Generator)
U.S. EPA ID Number
Facility's Phone:

17c. Signature of Alternate Facility (or Generator)
Month Day Year

18. Designated Facility Owner or Operator: Certification of receipt of materials covered by the manifest except as noted in Item 17a

Printed/Typed Name: CAROL GRAHAM
Signature: Carol Graham
Month 9 Day 29 Year 22

169-BLC-O 6 10498 (Rev. 8/06)

DESIGNATED FACILITY TO GENERATOR

CERTIFIED WEIGHT
HARKINS MOVING & STORAGE, INC.
885 S. Guignard Drive, Sumter, SC 29150
(803) 775-2700

Customers Name Terracon

Address

Commodity

Carrier

Lbs. Gross

Lbs. Tare

Lbs. Net

10:03 AM 9/29/2022 5760 lb G

10:41 AM 9/29/2022 5520 lb G

Driver ON ____ OFF ✓

Fee 18.54 Pd

Weigher Doug McConnell

CERTIFICATE OF DISPOSAL

T K TANK SERVICES, INC.

Certifies to all that

32 GALLONS

Of Nonhazardous, Petroleum Contaminated Water / Product

has been disposed of in accordance with EPA regulations on petroleum contaminated water.

This product was generated at:

EDDIES PITT STOP

9/29/2022

DATE

MATT CHAPMAN

SIGNATURE

dhec
Healthy People. Healthy Communities.

SC DEPARTMENT OF TRANSPORTATION
PO BOX 191
COLUMBIA SC 29202

MAR 08 2023

UST 53 Tech DOCKETING

Re: **Notification of Site Specific Target Levels and Plan Request**
Eddies Pit Stop, RT 2 HWY 601 N., Pageland, SC
UST Permit #18871
Release reported August 29, 2002
Monitoring Report received October 7, 2022
Chesterfield County

To Whom It May Concern :

The Underground Storage Tank (UST) Management Division of the South Carolina Department of Health and Environmental Control (DHEC) has established Site-Specific Target Levels (SSTLs) for the above reported release. The SSTLs are being provided to you and your contractor to help you better plan the investigative and remedial activities that may be required.

Based upon the data submitted in the reference report, the concentrations were above the SSTLs. Therefore, the recommended course of action for the release is active cleanup. Please have your contractor provide a plan to address the chemicals of concern above SSTL's at the site. Please reference the Site Rehabilitation Section of the UST Quality Assurance Program Plan for required information to submit to the UST Management Division. Additional work directives and approvals will be issued based on the site's risk priority classification and recommendations from your selected environmental contractor.

On all correspondence concerning this site, please reference UST Permit number above. Should you have any questions, please contact me by phone at (803) 898-2446, by fax at (803) 898-0673, or by email at NilesJD@dhec.sc.gov.

Sincerely,

Jake Niles, Hydrogeologist
Corrective Action & Quality Assurance Section
Underground Storage Tank Management Division
Bureau of Land and Waste Management

enc: SSTL Table
cc: Terracon Consultants Inc., 521 Clemson RD., Columbia SC, 29229 (w/ enc)
Technical file (w/ enc)

Eddies Pit stop #18871
Chesterfield County

Groundwater SSTLs

	Benzene	Toluene	Ethylbenzene	Xylene	MTBE	Naphthalene	1,2 DCA	EDB	TAA	TAME	ETBA	TBA	TBF	DIPE	Ethanol	ETBE
MW-1	3642.59	1	33.942	10	0.04	0.872	3.431	0.01039	0.83	0.128	NL	1.4	NL	0.15	10	0.047
MW-5	2933.21	1	31.878	10	0.04	0.824	3.089	0.00954	0.813	0.128	NL	1.4	NL	0.15	10	0.047
MW-8	17.865	1	7.222	10	0.04	0.211	0.258	0.00125	0.497	0.128	NL	1.4	NL	0.15	10	0.047
MW-12	31709.8	1	63.42	10	0.04	1.547	**9.797**	0.02451	1.016	0.128	NL	1.4	NL	0.15	10	0.047
MW-14	0.232	1	2.037	10	0.04	0.066	0.031	0.00022	0.326	0.128	NL	1.4	NL	0.15	10	0.047
MW-18D	6.151	1	0.7	10	0.04	0.025	0.048	0.00005	0.24	0.128	NL	1.4	NL	0.15	10	0.047

Bold: Calculated SSTL is greater than solubility limits --> SSTL is set to solubility limit

Underline: Current concentration is less than the RBSL --> SSTL is set to the RBSL

Italic : Laboratory analysis is less than calculated SSTL --> SSTL is set to laboratory analysis **(Used for Receptors Only)**

dhec
Healthy People. Healthy Communities.



ATTN: DAVID COOK
SC DEPARTMENT OF TRANSPORTATION
PO BOX 191
COLUMBIA SC 29202

NOV 27 2023

Re: **Site Specific Work Plan Request for Groundwater Sampling**
Eddies Pit Stop, RT 2 HWY 601 N, Pageland, SC
UST Permit #18871
Release reported August 29, 2002
Monitoring Report received October 7, 2022
Chesterfield County

Dear Mr. Cook:

The Underground Storage Tank Management Division (UST Division) of the South Carolina Department of Health and Environmental Control (DHEC) has reviewed the referenced report submitted by your contractor. The report documents petroleum chemicals in the soil and/or groundwater above Risk-Based Screening Levels.

Pursuant to S.C. Code Ann. Section 44-2-40(D), "The SUPERB Account and the SUPERB Financial Responsibility Fund shall provide combined coverage for site rehabilitation and third party claims, respectively, not to exceed one million dollars per occurrence". **According to UST Division records, approximately $273,299.64 has been expended from the SUPERB Account to date.**

Your selected contractor has proposed groundwater sampling as the next appropriate scope of work. To determine what risk the referenced release may pose to human health and the environment, and in accordance with Section 280.65 of the South Carolina Underground Storage Tank Control Regulations R.61-92, submittal of the Site Specific Work Plan (SSWP) for groundwater sampling may proceed. All work must be conducted in compliance with the current revision of the UST Quality Assurance Program Plan (QAPP), your contractor's Annual Contractor Quality Assurance Plan, and all applicable regulations. The QAPP is available at scdhec.gov/Environment/Land-Waste/Underground-Storage-Tanks/Release-Assessment-Clean/Quality-Assurance.

Groundwater samples should be collected from all monitoring wells associated with this release along with all water supply wells and surface waters within a 1,000 foot radius of the site. Samples should be analyzed for BTEX, Naphthalene, MTBE, 1,2-DCA, the 8 oxygenates, and EDB. Only wells with screens that do not bracket the water table should be purged prior to sampling.

Your contractor must complete the SSWP and submit it within 30 days from the date of this letter. Every component may not be necessary to complete the above scope of work. The State Underground Petroleum Environmental Response Bank (SUPERB) Account allowable cost for each component is included on the Assessment Component Cost Agreement Form. **Please note that approval from DHEC must be issued before work begins.**

If the plan cannot be submitted by the required due date, an extension must be requested by submitting a written request, either via postal mail or email, to my attention prior to the due date. The Department will issue a Notice of Alleged Violation if the report/plan is not submitted by the required due date.

On all correspondence concerning this site, please reference UST Permit number above. Should you have any questions, please contact me by phone at (803) 898-2446, by fax at (803) 898-0673, or by email at NilesJD@dhec.sc.gov.

Sincerely,

Jake Niles, Hydrogeologist
Corrective Action & Quality Assurance Section
Underground Storage Tank Management Division
Bureau of Land and Waste Management

cc: Terracon Consultants Inc, 521 Clemson Rd, Columbia, SC 29229 (w/o enc)
Technical file

LETTER OF TRANSMITTAL

RECEIVED
APR 04 2024
UST DIVISION

Terracon
521 Clemson Rd.
Columbia, SC 29229
803-741-9000 / 803-741-9900 fax

TO Mr. Jacob Niles

SCDHEC
Bureau of Land and Waste Management

UST Program
2600 Bull St.

Columbia, SC 29201

DATE 3/29/2024	JOB NO. 73227210
RE: Eddies Pit Stop Site-Specific Work Plan/ GWS	
UST Permit # 18871	



WE ARE SENDING YOU **X** Attached ☐ Under separate cover via _____ the following items:

COPIES	DATE	DESCRIPTION
1	3/29/24	Site Specific Work Plan/ GWS

THESE ARE TRANSMITTED as checked below:

X For approval
☐ For your use
☐ As requested
☐ For review and comment

☐ Approved as submitted
☐ Approved as noted
☐ Returned for corrections

☐ Resubmit ___ copies for approval
☐ Submit ___ copies for distribution
☐ Return ___ corrected prints

REMARKS:

Enclosed is the SSWP for the above referenced site. Please feel free to call me if you have any questions.

COPY TO: Jeffery Terry/ SCDOT – e-mail

SIGNED: **Mike Hudgins**

If enclosures are not as noted, kindly notify us at once.

Site-Specific Work Plan for Approved ACQAP
Underground Storage Tank Management Division

To: Jacob Niles (SCDHEC Project Manager)
From: Mike Hudgins (Contractor Project Manager)
Contractor: Terracon Consultants UST Contractor Certification Number: 246

Facility Name: Eddie's Pit Stop UST Permit #: 18871
Facility Address: Route 2 & Highway 601, Pageland, SC
Responsible Party: South Carolina Department of Transportation Phone: 803-737-1395
RP Address: P.O. Box 191, Columbia, SC 29202-0191
Property Owner (if different): Eric Simpson
Property Owner Address: P.O. Box 1513, Lancaster, SC 29721
Current Use of Property: Vacant gas station.

Scope of Work (Please check all that apply)

- ☐ IGWA
- ☐ Tier I
- ☐ Tier II
- ☐ Monitoring Well Installation
- ☑ Groundwater Sampling
- ☐ Other
- ☐ GAC

Analyses (Please check all that apply)

Groundwater/Surface Water:

- ☑ BTEXNMDCA (8260B)
- ☑ Oxygenates (8260B)
- ☑ EDB (8011)
- ☐ PAH (8270D)
- ☐ Lead
- ☐ 8 RCRA Metals
- ☐ TPH
- ☐ pH
- ☐ BOD
- ☐ Nitrate
- ☐ Sulfate
- ☐ Other
- ☐ Methane
- ☐ Ethanol
- ☐ Dissolved Iron

Drinking Water Supply Wells:

- ☑ BTEXNMDCA (524.2)
- ☐ Oxygenates & Ethanol (8260B)
- ☐ Mecury (200.8 245.1 or 245.2)
- ☐ RCRA Metals (200.8)
- ☑ EDB (504.1)

Soil:

- ☐ BTEXNM
- ☐ Lead
- ☐ RCRA Metals
- ☐ PAH
- ☐ Oil & Grease (9071)
- ☐ TPH-DRO (3550B/8015B)
- ☐ TPH-GRO (5030B/8015B)
- ☐ Grain Size
- ☐ TOC

Air:

- ☐ BTEXN

Sample Collection (Estimate the number of samples of each matrix that are expected to be collected.)

_____ Soil	4 (2X2) Water Supply Wells	_____ Air	6 (3X2) Field Blank
56 (28X2) Monitoring Wells	_____ Surface Water	6 (3X2) Duplicate	4 (2X2) Trip Blank

Field Screening Methodology

Estimate number and total completed depth for each point, and include their proposed locations on the attached map.
# of shallow points proposed: _____ Estimated Footage: _____ feet per point
# of deep points proposed: _____ Estimated Footage: _____ feet per point
Field Screening Methodology: _____

Permanent Monitoring Wells

Estimate number and total completed depth for each well, and include their proposed locations on the attached map.
# of shallow wells: _____ Estimated Footage: _____ feet per point
# of deep wells: _____ Estimated Footage: _____ feet per point
# of recovery wells: _____ Estimated Footage: _____ feet per point
Comments, if warranted:

_____

_____

UST Permit #: 18871 Facility Name: Eddie's Pit Stop

Implementation Schedule (Number of calendar days from approval)
Field Work Start-Up: 7 Field Work Completion: 31
Report Submittal: 46 # of Copies Provided to Property Owners: 2

Aquifer Characterization
Pump Test: ☐ Slug Test: ☐ (Check one and provide explanation below for choice)

Investigation Derived Waste Disposal
Soil: _____ Tons Purge Water: 37 Gallons
Drilling Fluids: _____ Gallons Free-Phase Product: _____ Gallons

Additional Details For This Scope of Work
For example, list wells to be sampled, wells to be abandoned/repaired, well pads/bolts/caps to replace, details of AFVR event, etc.

Two semi-annual sampling events will be conducted. All monitoring and recovery wells associated with this release will be sampled. For the first sampling event all wells will be purged using low-flow sampling methods. For the second sampling event, wells that do not bracket the water table will be purged using Low-Flow sampling methods. Grab samples will be collected from wells that bracket the water table. During the first sampling event samples will be collected from MW-1 and MW-12 for C3-C10 Piano analysis and C8-C40 Full Scan. A separate SSWP should be prepared for UST 02261 for a comprehensive sampling event including collecting a sample from 02261-MW-1 for C3-C10 Piano analysis and C8-C40 Full Scan.
Traffic control is necessary for the safety of the field technicians.

Compliance With Annual Contractor Quality Assurance Plan (ACQAP)
X Laboratory as indicated in ACQAP? (Yes/No) If no, indicate laboratory information below.
Name of Laboratory: _____
SCDHEC Certification Number: _____
Name of Laboratory Director: _____

____ Well Driller as indicated in ACQAP? (Yes/No) If no, indicate driller information below.
Name of Well Driller: _____
SCLLR Certification Number: _____

____ Other variations from ACQAP. Please describe below.

Attachments
1. Attach a copy of the relevant portion of the USGS topographic map showing the site location.
2. Prepare a site base map. This map must be accurately scaled, but does not need to be surveyed. The map must include the following:
   - North Arrow
   - Location of property lines
   - Location of buildings
   - Previous soil sampling locations
   - Previous monitoring well locations
   - Proposed soil boring locations
   - Proposed monitoring well locations
   - Legend with facility name and address, UST permit number, and bar scale
   - Streets or highways (indicate names and numbers)
   - Location of all present and former ASTs and USTs
   - Location of all potential receptors
3. Assessment Component Cost Agreement, SCDHEC Form D-3664
4. Traffic Control Quote

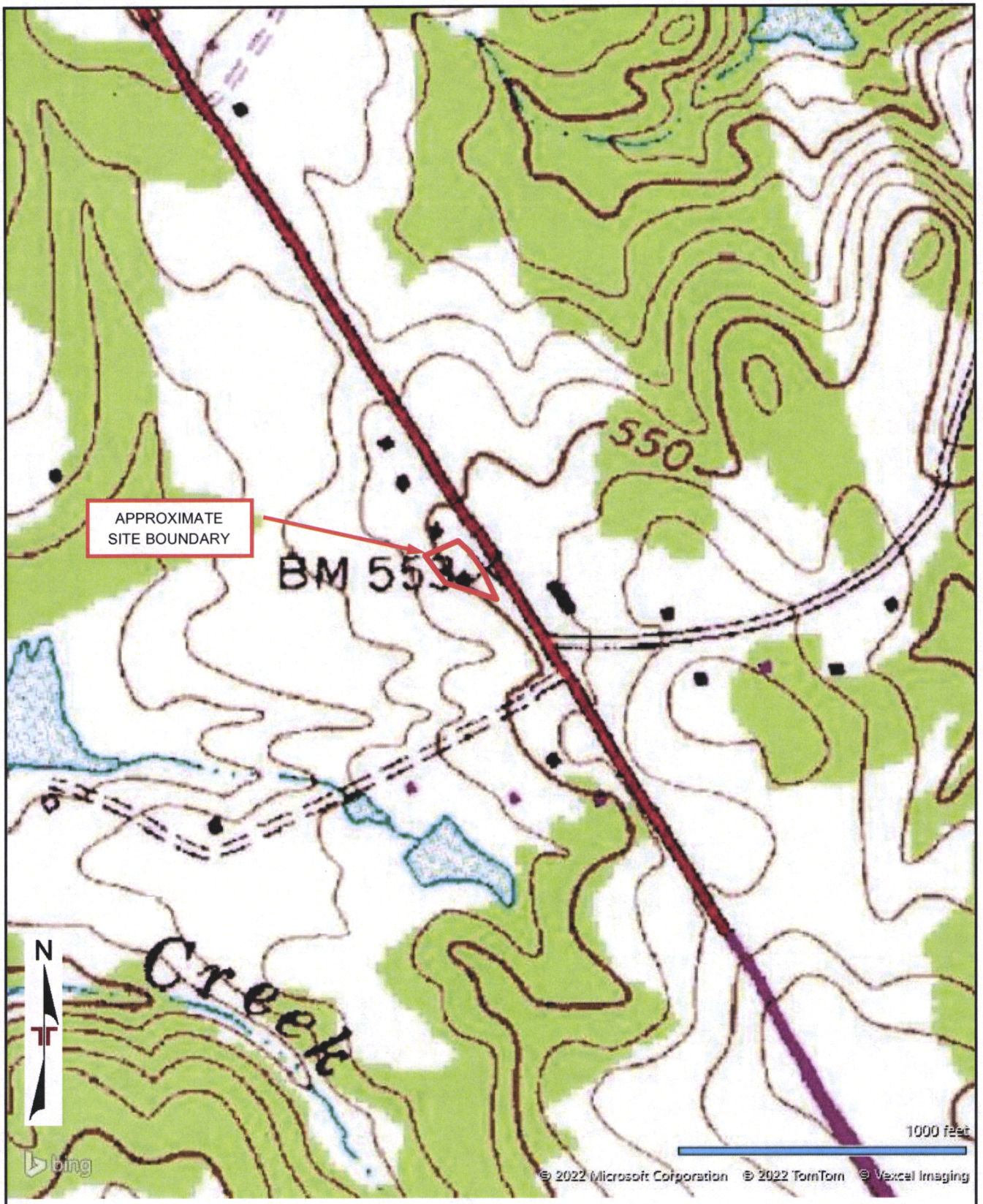

TOPOGRAPHIC MAP IMAGE COURTESY OF THE U.S. GEOLOGICAL SURVEY QUADRANGLES INCLUDE: PAGELAND, SC (1/1/1988).

Project Manager: RG	Project No. 73227210	Terracon 521 Clemson Rd Columbia, SC 29229-4307	TOPOGRAPHIC MAP	Exhibit
Drawn by: PTK	Scale: AS SHOWN		Eddie's Pitt Stop Route, US Highway 601 North Pageland, SC UST Permit #18871	1
Checked by: RG	File Name: Exh 1			
Approved by: PMH	Date: Sept 2022			

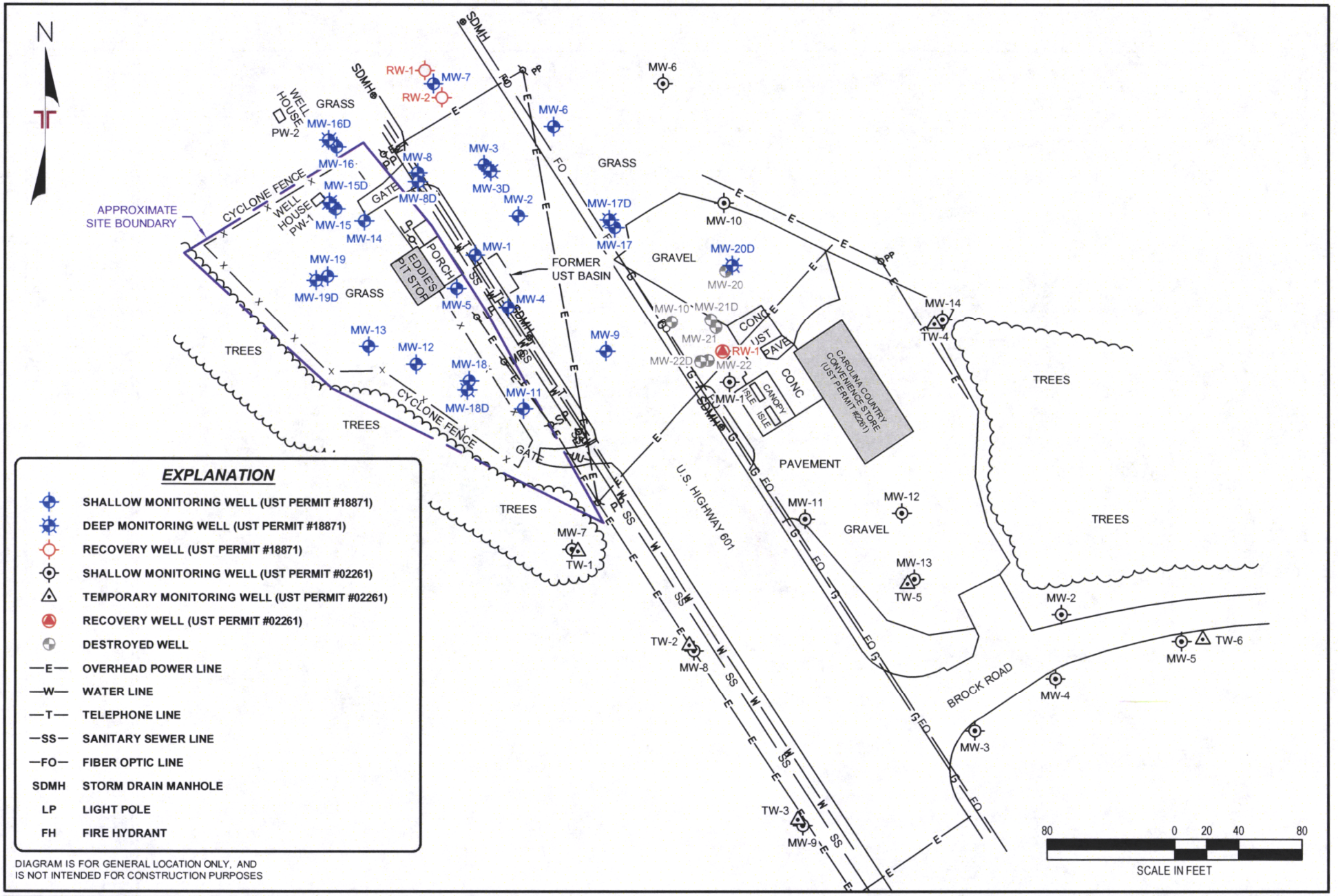

EXPLANATION

- SHALLOW MONITORING WELL (UST PERMIT #18871)
- DEEP MONITORING WELL (UST PERMIT #18871)
- RECOVERY WELL (UST PERMIT #18871)
- SHALLOW MONITORING WELL (UST PERMIT #02261)
- TEMPORARY MONITORING WELL (UST PERMIT #02261)
- RECOVERY WELL (UST PERMIT #02261)
- DESTROYED WELL
- —E— OVERHEAD POWER LINE
- —W— WATER LINE
- —T— TELEPHONE LINE
- —SS— SANITARY SEWER LINE
- —FO— FIBER OPTIC LINE
- SDMH STORM DRAIN MANHOLE
- LP LIGHT POLE
- FH FIRE HYDRANT

DIAGRAM IS FOR GENERAL LOCATION ONLY, AND IS NOT INTENDED FOR CONSTRUCTION PURPOSES

Project Mngr:	RG
Drawn By:	PTK
Checked By:	RG
Approved By:	PMH
Project No.	73227210
Scale:	AS SHOWN
File No.	73227210
Date:	SEPTEMBER 2022

Terracon
Consulting Engineers and Scientists
521 CLEMSON ROAD COLUMBIA, SC 29229
PH. (803) 741-9000 FAX. (803) 741-9900

SITE MAP WITH UTILITIES

EDDIE'S PITT STOP
ROUTE, US HIGHWAY 601 NORTH
PAGELAND, SOUTH CAROLINA
UST PERMIT #18871

Exhibit 2

NOTES:
1. GROUND WATER SAMPLES COLLECTED ON JULY 13, 26, 27, & 28, 2022.
2. ALL CONCENTRATIONS REPORTED IN MICROGRAMS PER LITER (µg/L)
3. CONCENTRATIONS IN BOLD EXCEED RBSLs & ALs

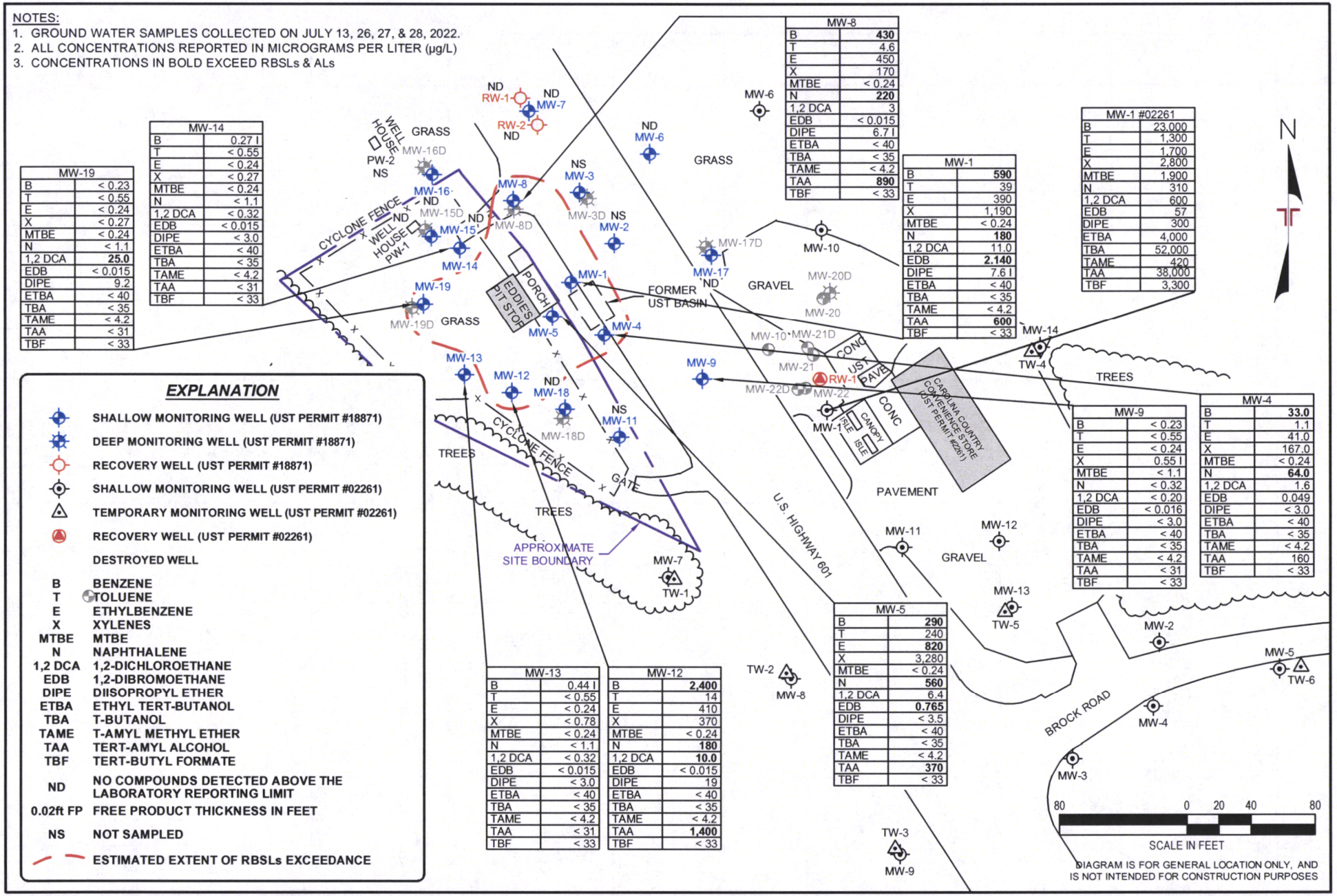

Project Mngr:	RG
Drawn By:	PTK
Checked By:	RG
Approved By:	PMH
Project No.	73227210
Scale:	AS SHOWN
File No.	73227210
Date:	SEPTEMBER 2022

Terracon
Consulting Engineers and Scientists
521 CLEMSON ROAD COLUMBIA, SC 29229
PH. (803) 741-9000 FAX. (803) 741-9900

COC CONCENTRATION MAP OF THE UPPER PORTION OF THE SHALLOW AQUIFER

EDDIE'S PITT STOP
ROUTE, US HIGHWAY 601 NORTH
PAGELAND, SOUTH CAROLINA
UST PERMIT #18871

Exhibit
4

ASSESSMENT COMPONENT COST AGREEMENT

South Carolina

Department of Health and Environmental Control

Underground Storage Tank Management Division

State Underground Petroleum Environmental Response Bank Account

August 9, 2023

Healthy People. Healthy Communities.

Facility Name: Eddies pit Stop

UST Permit #: 18871 **Cost Agreement #:** _____

ITEM	QUANTITY	UNIT	UNIT PRICE		TOTAL
A. Plan Preparation					
1.1 Site-specific Work Plan	1	each	$183.22		$183.22
2.1 Tax Map		each	$85.50		$0.00
3.1 QAPP Contractor Addendum (App B)		each	$250.00		$0.00
B. Survey *					
1. Receptor Survey		each	$673.06		$0.00
C. Survey					
1.1 Comprehensive Survey		each	$1,270.36		$0.00
5. Ground Penetrating Radar Survey (100 x 100)		each	$1,111.57		$0.00
D. Mob/Demob					
1.1 Equipment		each	$1,245.93		$0.00
2.1 Personnel GWS X2, Disposal X2	4	each	$516.69		$2,066.76
3.1 Adverse Terrain Vehicle		each	$610.75		$0.00
E. Soil Borings*					
1. Soil Borings (hand auger)		foot	$21.80		$0.00
F. Soil Borings (requiring equipment, push technology, etc) or Field Screening (including sampling and analyst)*					
1.1 Standard		per foot	$33.50		$0.00
2.1 Fractured Rock		per foot	$41.40		$0.00
G.					
H. Well Abandonment (does not include Field Screening)*					
1.1 2" diameter or less		per foot	$3.79		$0.00
2.1 Greater than 2" to 6" diameter		per foot	$5.50		$0.00
3.1 Dug/Bored well (up to 6 feet diameter)		per foot	$18.32		$0.00
I. **Well Installation (In accordance with R.61-71)***					
1.1 Water Table (hand augered)		per foot	$31.40		$0.00
2.A Water Table (drill rig) 2" Diameter		per foot	$54.90		$0.00
2.1 Single-cased 2" Diameter Monitoring Well >50ft		per foot	$59.80		$0.00
3.1 Telescoping		per foot	$84.70		$0.00
4.1 Rock Drilling		per foot	$81.81		$0.00
5.1 2" Rock Coring		per foot	$88.50		$0.00
6.1 Multi-sampling ports/screens		per foot	$59.40		$0.00
7.1 Recovery Well (4" diameter)		per foot	$69.60		$0.00
9.1 Rotosonic (2" diameter)		per foot	$119.00		$0.00
10.1 Re-develop Existing Well		per foot	$13.44		$0.00
J. Groundwater Sample Collection / Gauging Depth to Water/Product *					

1.1 Groundwater Purge		per well	$73.29		$0.00
2.1 Air or Vapors		sample	$14.66		$0.00
3.1 Water Supply Sample	4	sample	$26.87		$107.48
4.1 HydraSleeve		sample	$34.20		$0.00
4.2A No-purge Groundwater Sample/Surface water	21	sample	$57.24		$1,202.04
5.1 Gauge Well only		sample	$8.55		$0.00
6.1 Sample Below Product		sample	$14.66		$0.00
7.1 Passive Diffusion Bag		sample	$31.75		$0.00
8.1 Field Duplicates (MWs & WSWs) and Field Blar	12	sample	$30.06		$360.72
9.1 Groundwater (low flow purge)	35	sample	$111.16		$3,890.60
10.1 Equipment Blank		sample	$30.06		$0.00
11. Sample Product		per well	$52.66		$0.00
K. Laboratory Analyses-Groundwater					
1.1 BTEXNM+Oxyg's+1,2 DCA+Eth(8260D)	66	per sample	$149.02		$9,835.32
2.1 Lead, Filtered		per sample	$16.85		$0.00
3.1 Rush EPA Method 8260B		per sample	$187.62		$0.00
4.1 Trimethal, Butyl, and Isopropyl Benzenes		per sample	$34.20		$0.00
5.1 PAH's		per sample	$74.02		$0.00
6.1 Lead		per sample	$19.54		$0.00
7.1 EDB by EPA 8011	64	per sample	$55.21		$3,533.44
8.1 EDB by EPA Method 8011 Rush		per sample	$83.31		$0.00
9.1 8 RCRA Metals		per sample	$77.45		$0.00
10.1 TPH (9070)		per sample	$50.09		$0.00
11.1 PH		per sample	$6.35		$0.00
12.1 BOD		per sample	$24.43		$0.00
13.1 Ethanol		per sample	$18.08		$0.00
K. Analyses-Drinking Water					
14.1 BTEXNM+1,2 DCA (524.2)	10	per sample	$151.52		$1,515.20
15.1 7-OXYGENATES & ETHANOL (8260D)	10	per sample	$112.07		$1,120.70
16.1 EDB (504.1)	8	per sample	$97.11		$776.88
17.1 RCRA METALS (200.8)		per sample	$122.15		$0.00
K. Analyses-Soil					
18.1 BTEX + Naphth.		per sample	$78.18		$0.00
19.1 PAH's		per sample	$78.22		$0.00
20.1 8 RCRA Metals		per sample	$68.89		$0.00
21.1 TPH-DRO (3550C/8015C)		per sample	$48.86		$0.00
22.1 TPH- GRO (5035B/8015C)		per sample	$43.92		$0.00
23.1 Grain size/hydrometer		per sample	$127.04		$0.00
24.1 Total Organic Carbon		per sample	$37.38		$0.00
K. Analyses-Air					
25.1 BTEX + Naphthalene		per sample	$263.84		$0.00
K. Hydrocarbon Fuel Identification					$0.00
27. C3-C44 Whole Oil (ASTM D3328)		per sample	$465.93		$0.00
28. Fuel Oxygenates (1624 Mod)		per sample	$398.39		$0.00
29. ALKYL Leads, EDB MMT (8080)		per sample	$398.39		$0.00
30. C8-C40 Full Scan (ASTM 5739)	2	per sample	$629.64		$1,259.28
31. Simulated Distillation (ASTM 2887)		per sample	$398.39		$0.00

32. Parent & Alk. PAH Com. (8270 SIM)		per sample	$723.63		$0.00
33. C3-C10 Piano (8260 MOD)	2	per sample	$599.88		$1,199.76
34. C10+Alkane Fingerprints		per sample	$599.88		$0.00
35. Expert Data Interpretation & Report	1	each	$595.30		$595.30
L. Aquifer Characterization*					
1.1 Pumping Test		per hour	$28.09		$0.00
2.1 Slug Test		per test	$233.31		$0.00
3.1 Fractured Rock		per test	$122.15		$0.00
M. Free Product *					
1. Free Product Recovery Rate Test		each	$46.42		$0.00
N.					
O. Risk Evaluation					
1.1 Tier I Risk Evaluation		each	$366.45		$0.00
2.1 Tier II Risk Evaluation		each	$122.15		$0.00
P. Survey*					
1. Subsequent Survey		each	$297.65		$0.00
Q. Disposal (gallons or tons)*					
1.1 Wastewater	33	gallon	$1.19		$39.27
2.1 Free Product		gallon	$1.63		$0.00
3.1 Soil Treatment/Disposal		ton	$156.25		$0.00
4.1 Drilling fluids		gallon	$1.25		$0.00
R. Miscellaneous (attach receipts)					
Traffic Control	2	each	$4,000.00		$8,000.00
		each	$0.00		$0.00
		each	$0.00		$0.00
T. Tier I Assessment (Use DHEC 3665 form)					
1.1 Southeast Region		standard	$12,622.56		$0.00
2.1 All Other Counties		standard	$13,844.06		$0.00
U. IGWA (Use DHEC 3666 form)					
1.1 Southeast Region		standard	$4,353.67		$0.00
2.1 All Other Counties		standard	$4,720.01		$0.00
V. Active Correction Action		PFP	Bid Cost		$0.00
W. Aggressive Fluid & Vapor Recovery (AFVR)					
1.1 8-hour Event*		per event	$1,787.40		$0.00
2. 24-hour Event*		per event	$4,407.78		$0.00
3. 48-hour Event*		per event	$7,242.59		$0.00
4. 96-hour Event*		per event	$14,482.28		$0.00
5. Off-gas Treatment 8 hour		per event	$141.17		$0.00
6.1 Off-gas Treatment 24 hour		per event	$294.30		$0.00
7.1 Off-gas Treatment 48 hour		per event	$386.10		$0.00
8. Off-gas Treatment 96 hour		per event	$898.84		$0.00
9. Off-gas Treatment 8 hour (w/chlorinated compounds)		per event	$464.40		$0.00
10. Off-gas Treatment 24 hour (w/chlorinated compounds)		per event	$540.00		$0.00
11. Off-gas Treatment 48 hour (w/chlorinated compounds)		per event	$1,080.00		$0.00
12. Off-gas Treatment 96 hour (w/chlorinated compounds)		per event	$2,160.00		$0.00
13.1 AFVR Effluent Disposal(w/chlorinated compounds)		gallon	$0.64		$0.00
14.1 AFVR Site Reconnaissance		each	$302.40		$0.00

15. Additional Hook-ups		each	$29.68		$0.00
16.1 AFVR Effluent Disposal		gallon	$0.53		$0.00
17.1 AFVR Mobilization/Demobilization		each	$777.60		$0.00
18. Mobilization for absorbents/skimmers		each	$516.69		$0.00
19. Well sock 2" ID well		each	$36.94		$0.00
20. Well sock 4" ID well		each	$49.03		$0.00
21. pad (per pad)		each	$49.95		$0.00
22. 3" diameter x 10' length boom		each	$108.00		$0.00
23. 5" diameter x 10' length boom		each	$132.84		$0.00
24. New FPP recovery skimmer (2" wells)		each	$791.10		$0.00
25. New FPP recovery skimmer (4" wells)		each	$1,247.40		$0.00
26. Refurbished FPP recovery skimmer (2" or 4" wells)		each	$760.32		$0.00
27. Disposal of Absorbents		pound	$4.10		$0.00
28. Disposal of product from skimmers		gallon	$0.50		$0.00
X. Granulated Activated Carbon (GAC) filter system installation & service:					
1.1 New GAC System Installation*		each	$2,320.86		$0.00
2.1 Refurbished GAC Sys. Install*		each	$1,099.35		$0.00
3.1 Filter replacement/removal*		each	$427.53		$0.00
4.1 GAC System removal, cleaning, & refurbishment*		each	$335.92		$0.00
5.1 GAC System housing*		each	$305.38		$0.00
6.1 In-line particulate filter		each	$183.22		$0.00
7.1 Additional piping & fittings		foot	$1.84		$0.00
Y. Well Repair					
1.1 Additional Copies of the Report Delivered	2	each	$61.07		$122.14
2.1 Repair 2x2 MW pad*		each	$61.07		$0.00
3.1 Repair 4x4 MW pad*		each	$107.49		$0.00
4.1 Replace well vault*		each	$144.14		$0.00
5.1 Replace well cover bolts		each	$3.18		$0.00
6.1 Replace locking well cap & lock		each	$18.32		$0.00
7.1 Replace/Repair stick-up*		each	$163.68		$0.00
8.1 Convert Flush-mount to Stick-up*		each	$183.22		$0.00
9.1 Convert Stick-up to Flush-mount*		each	$158.79		$0.00
10.1 Replace missing/illegible well ID plate		each	$14.66		$0.00
11. Down-hole Camera		per foot	$29.25		$0.00
Z. High Resolution Site Characterization					
1. HRSC Screening Equipment Mobilization		each	$1,468.80		$0.00
2. HRSC Drilling Category 1		per foot	$31.32		$0.00
3. HRSC Drilling Category 2		per foot	$36.18		$0.00
4. HRSC Drilling Category 3		per foot	$29.16		$0.00
5. HRSC 3-D Model		each	$4,363.20		$0.00
S. Report Prep & Project Management	12%	percent	$35,808.11		$4,296.97
TOTAL					$40,105.08

DHEC D-4294 (06/2022) *The appropriate mobilization cost can be added to complete these tasks, as necessary

SOUTHERN COMMERCIAL DEVELOPMENT
TRAFFIC CONTROL
(803) 808-0232

QUOTE

Customer: Terracon
Job/Project#: 2003 Hwy. 601 North
Location: 2003 Hwy 601 N., Pageland, SC
Requestor: Russ Grosslight
Contact Info: (803) 727 4545
Email: Russ.Grosslight@terracon.com

Southern Commercial Development, LLC
Contact: Sherita Evans, Division Manager
Phone: 803-808-0232
Mobile: 803-509-3827
Fax: 803-490-1511
Email: sevans@scdevelopmentllc.com
Date: 1/25/2024

Item #	Description	Quantity	Unit	Cost	Total Cost Ea.	Notes/Details
1	Mobilization - (2) sets for (2) lane closures	2.00	EA/ SET	$500.00	$1,000.00	Mobilize Equipment - 2 sets of equipment - Total (4) arrow boards, 2 message boards, & 2 truck mounted attenuators
2	Traffic Control - Lane Closures - Primary Route Daytime SCDOT Standard Drawing #610-025-00 - 2 sets	1.00	DAY	$3,000.00	$3,000.00	Per Each Day/Night - setup, maintain, & remove; all signs stands, cones, barricades, arrow boards, message boards, & crash trucks needed for (2) primary route lane closures while contractor works in median.
					$4,000.00	

*$500.00 Mobilization if job cancelled within 4 hours of start of project.

WBE

Traffic Control Equipment Available
Signs, Stands, Cones, Drums, Barricades
Arrow Boards, Message Boards, Lite Plants & Crash Trucks
Lane Closures, Flagging, Sign Installation, Road Closures & Detours

Southern Commercial Development, LLC
1326 S. Lake Drive
Lexington, SC 29073
PHONE:803-808-0232; **FAX:** 803-490-1511
www.scdevelopmentllc.com

dhec
Healthy People. Healthy Communities.

MAY 14 2024



ATTN: JEFF TERRY
SC DEPARTMENT OF TRANSPORTATION
PO BOX 191
COLUMBIA SC 29202

Re: **Site Specific Work Plan Approval and Groundwater Sampling Notice to Proceed**
Eddies Pit Stop, RT 2 HWY 601 N, Pageland, SC
UST Permit #18871; CA #68593
Release reported August 29, 2002
SSWP received April 4, 2024
Chesterfield County

To Whom It May Concern :

The Underground Storage Tank Management Division (UST Division) of the South Carolina Department of Health and Environmental Control (DHEC) has reviewed and approved the referenced Site Specific Work Plan (SSWP) submitted by your contractor. The groundwater sampling event should begin immediately upon receipt of this letter. All work should be conducted in compliance with the current revision of the UST Quality Assurance Program Plan (QAPP), your contractor's Annual Contractor Quality Assurance Plan, and all applicable regulations. The QAPP is available at scdhec.gov/environment/land-waste/underground-storage-tanks/release-assessment-clean/quality-assurance.

Pursuant to S.C. Code Ann. Section 44-2-40(D), "The SUPERB Account and the SUPERB Financial Responsibility Fund shall provide combined coverage for site rehabilitation and third party claims, respectively, not to exceed one million dollars per occurrence". **According to UST Division records, approximately $273,299.64 has been expended from the SUPERB Account to date.** This scope of work, as recommended by your contractor, is anticipated to cost approximately $40,105.08.

Please note the following changes to the cost agreement and SSWP:

- Event 1 all wells will be purged using low-flow sampling methods.
- Event 2 wells that do not bracket the water table will be purged using Low-Flow sampling methods

The Contractor must provide the UST Project Manager with a Project Status Report on a weekly basis via e-mail or notify the UST Project Manager via email 4 days prior to initiation of any site rehabilitation activities. If there are any changes or conflicts with the date(s) of site activities, the UST Project Manager must be contacted within 24 hours of those changes.

The Monitoring Report, contractor checklist (QAPP Appendix K), and invoice for the first event should be submitted to the UST Division within sixty (60) days from the date of this letter. Subsequent reports should be submitted on the previously requested schedule. All reports submitted for these activities should include the required information outlined in the QAPP.

If the report cannot be submitted

either via postal mail or email, to my attention prior to the due date. The Department will issue a Notice of Alleged Violation if the report is not submitted by the required due date.

In accordance with Section IV.A.4.c of the SUPERB Site Rehabilitation & Fund Access Regulation (R.61-98), the contractor shall be required to indemnify the property owner, underground storage tank owner/operator and the State of South Carolina from and against all claims, damages, losses and expenses arising out of or resulting from activity conducted by the contractor, its agents, employees or subcontractors.

Your contractor can submit an invoice for each completed report for direct payment from the State Underground Petroleum Environmental Response Bank (SUPERB) Account for pre-approved costs. If the first invoice is not submitted within 120 days from the date of this letter, monies allocated for this cost agreement will be uncommitted. This means that invoices will not be processed for payment until all other committed funds are paid or monies become available.

Please note that Section 44-2-130 of the SUPERB Statute states that no costs will be allowed unless prior approval is obtained from DHEC. If for any reason additional tasks will be completed, these additional tasks and the associated cost must be pre-approved by the UST Division for the cost to be paid. The UST Division reserves the authority to pay only for work properly performed and/or technically justified and will only pay rates in accordance with established criteria. Further, the UST Division reserves the right to question and/or reject costs if deemed unreasonable and the right to audit project records at any time during the project or after completion of work. **Per Section III.3.b of the SUPERB Site Rehabilitation and Fund Access Regulations (R.61-98), reimbursement for site rehabilitation activities shall in no event exceed the actual costs incurred.**

Please note that applicable South Carolina certification requirements regarding laboratory services, well installation, and report preparation must be satisfied. Any site rehabilitation activity associated with the UST release must be performed by a DHEC-certified site rehabilitation contractor as required by R.61-98.

The UST Division grants pre-approval for transportation of virgin petroleum impacted soil and groundwater from the referenced site to a permitted treatment facility following each sampling event. There can be no spillage or leakage in transport. All investigation-derived waste (IDW) must be properly contained and labeled prior to disposal. IDW should not be stored on-site longer than ninety (90) days. A copy of the disposal manifest and/or acceptance letter from the receiving facility that clearly designates the quantity received must be included as an appendix to each report. If the Chemical of Concern (CoC) concentrations based on laboratory analysis is below Risk-Based Screening Levels (RBSLs), please contact the project manager for approval to dispose of soil and/or groundwater on-site. The SUPERB Account will not reimburse for transportation or treatment of soil and/or groundwater with concentrations below RBSLs.

If it is determined, upon review of any report, that data acquisition and site conditions meet the requirements established in Section A6.XVI of the QAPP, you and your contractor will be notified that a no further action or conditional no further action decision will be issued and that all further work under this cost agreement will be terminated.

The contractor will be responsible for keeping and preserving suitable records of hydrological and other site assessments, site plans, contracts, accounts, invoices, or other transactions related to the cleanup and rehabilitation and the records must be accessible to the department during regular business hours. In addition, this includes all subcontractor agreements, invoices, correspondence, plans, reports, records, including electronic and paper formats. All records must be maintained for 10 years after project completion.

On all correspondence concerning this site, please reference the above UST Permit number. Should you have any questions, please contact me by phone at (803) 898-2446, by fax at (803) 898-0673, or by email at NilesJD@dhec.sc.gov.

Sincerely,

Jake Niles, Hydrogeologist
Corrective Action & Quality Assurance Section
Underground Storage Tank Management Division
Bureau of Land and Waste Management

enc: Approved Cost Agreement

cc: Terracon Consultants, 521 Clemson Rd, Columbia, SC 29229 (w/ enc)
Technical file (w/ enc)

SOUTHERN COMMERCIAL DEVELOPMENT
TRAFFIC CONTROL
(803) 808-0232

QUOTE

Customer: Terracon
Job/Project#: 2003 Hwy. 601 North
Location: 2003 Hwy 601 N., Pageland, SC
Requestor: Russ Grosslight
Contact Info: (803) 727 4545
Email: Russ.Grosslight@terracon.com

Southern Commercial Development, LLC
Contact: Sherita Evans, Division Manager
Phone: 803-808-0232
Mobile: 803-509-3827
Fax: 803-490-1511
Email: sevans@scdevelopmentllc.com
Date: 1/25/2024

Item #	Description	Quantity	Unit	Cost	Total Cost Ea.	Notes/Details
1	Mobilization - (2) sets for (2) lane closures	2.00	EA/ SET	$500.00	$1,000.00	Mobilize Equipment - 2 sets of equipment - Total (4) arrow boards, 2 message boards, & 2 truck mounted attenuators
2	Traffic Control - Lane Closures - Primary Route Daytime SCDOT Standard Drawing #610-025-00 - 2 sets	1.00	DAY	$3,000.00	$3,000.00	Per Each Day/Night - setup, maintain, & remove; all signs stands, cones, barricades, arrow boards, message boards, & crash trucks needed for (2) primary route lane closures while contractor works in median.
					$4,000.00	

*$500.00 Mobilization if job cancelled within 4 hours of start of project.

WBE

Traffic Control Equipment Available
Signs, Stands, Cones, Drums, Barricades
Arrow Boards, Message Boards, Lite Plants & Crash Trucks
Lane Closures, Flagging, Sign Installation, Road Closures & Detours

Southern Commercial Development, LLC
1326 S. Lake Drive
Lexington, SC 29073
PHONE:803-808-0232; **FAX:** 803-490-1511
www.scdevelopmentllc.com

Approved Cost Agreement 68593

Facility: 18871 EDDIES PIT STOP
NILESJD
PO Number:

Task / Description	Categories	Item Description	Qty / Pct	Unit Price	Amount
A PLAN PREPARATION					
		1.2 SITE SPECIFIC WORK PLAN	1.0000	$183.220	183.22
D MOB/DEMOB					
		2.2 PERSONNEL	4.0000	$516.690	2,066.76
J SAMPLE COLLECTION					
		3.2 WATER SUPPLY SAMPLE	4.0000	$26.870	107.48
		4.2B NO-PURGE GROUNDWATER	21.0000	$57.240	1,202.04
		8.2 FIELD DUPL. (MWS & WSWS) & FB	12.0000	$30.060	360.72
		9.2 GROUNDWATER (LOW FLOW PURGE)	35.0000	$111.160	3,890.60
K ANALYSES					
	DW DRINKING WATER	14.2 BTEXNM+1,2 DCA (524.2) WSW	10.0000	$151.520	1,515.20
		15.2 OXYGENATES & ETHANOL 8260D	10.0000	$112.070	1,120.70
		16.2 EDB (504.1)	8.0000	$97.110	776.88
	GW GROUNDWATER	1.2 BTEXNM+OXYGS+1,2 DCA+ETH 8260D	66.0000	$149.020	9,835.32
		7.2 EDB BY EPA 8011	64.0000	$55.210	3,533.44
	HYDRO HYDROCARBON FUEL IDENTIFICATIO	30.1 C8-C40 FULL SCAN (ASTM 5739)	2.0000	$629.640	1,259.28
		33.1 C3-C10 PIANO (8260 MOD)	2.0000	$599.880	1,199.76
		35.1 EXPERT DATA INTERPRE. & REPORT	1.0000	$595.300	595.30
Q DISPOSAL					
		1.2 WASTEWATER	33.0000	$1.190	39.27
R MISCELLANEOUS					
		TRAFFIC CONTROL	2.0000	$4,000.000	8,000.00
S REPORT PROJECT MANAGEMENT					
		S REPORT PREP & PROJ. MANAGEMENT	0.1200	$35,808.110	4,296.97
Y WELL REPAIR					
		1.2 ADDITIONAL COPIES OF REPORT	2.0000	$61.070	122.14
			Total Amount		40,105.08

Owner/Operator Contractor Selection Form
Underground Storage Tank (UST) Management Division

Jake

1. CONTRACTOR OF CHOICE

As the current or former UST Owner/Operator and the designated party responsible for the confirmed release reported on the date and permit number provided.	Release Report Date: 08/29/2002	Permit Number: 18871

I would like to use the contractor listed below to conduct all site rehabilitation work for the referenced release reported above.

UST 57 Docketing

Name of Contractor: Bunnell Lammons Engineering

Address: 6004 Ponders Court

City: Greenville	State: SC	Zip: 29615
Telephone Number: 864-288-1265	Certification Number: 0010	

NOTE: Site rehabilitation activities must be performed by a S.C. Certified Site Rehabilitation Contractor per Section 44-2-120(A) of the SUPERB Act and Section IV(A) of the S.C. DHEC SUPERB Site Rehabilitation and Fund Access Regulation R.61-98.

2. FINANCIAL OR FAMILIAL RELATIONSHIP

Does a financial or familial relationship, as defined below, exist between you and the contractor/person that you listed above?	☐ Yes ☑ No	O/O Initial: CBC

FINANCIAL RELATIONSHIP: A connection or association through a material interest of sources of income which exceed five percent of annual gross income from a business entity.

FAMILIAL RELATIONSHIP: A connection or association by family or relatives, in which a family member or relative has a material interest. Family or relatives include: father, mother, son, daughter, brother, sister, uncle, aunt, first cousin, nephew, niece, husband, wife, father-in-law, mother-in-law, son-in-law, daughter-in-law, stepfather, stepmother, stepson, stepdaughter, stepbrother, stepsister, half brother, half sister, grandparent, grandchild, great-grandchild, step-grandparent, step-great-grandparent, step-grandchild, step-great-grandchild or fiancée.

3. PAYMENT

A. The first $25,000.00 in eligible site rehabilitation costs for releases reported subsequent to July 1, 1993 will be applied against the applicable SUPERB deductible per Section 44-2-40(D) of the SUPERB Act, upon submittal of the canceled check (front and back) or a notarized statement from the contractor verifying payment.

B. For eligible costs exceeding the $25,000.00 deductible, you can pay the contractor and, upon the submittal of the canceled check (front and back) or a notarized statement from the contractor verifying payment, be compensated from the SUPERB Account, or have payment issued directly from the SUPERB Account to the contractor. (Check one.)

☐ For eligible costs exceeding the deductible, I request that payment be made to me after I have paid the contractor.	O/O Initial:

– OR –

☑ For eligible costs exceeding the deductible, I request that payment be made directly to the contractor.	O/O Initial: CBC

C. If the release qualifies under amnesty (reported prior to July 1, 1993) per Section 44-2-40(B) of the SUPERB Act, you can pay the contractor and be compensated from the SUPERB Account, or have payment issued directly from the SUPERB Account to the contractor. (Check one.)

☐ For eligible costs, I request that payment be made to me after I have paid the contractor.	O/O Initial:

– OR –

☑ For eligible costs, I request that payment be made directly to the contractor.	O/O Initial: CBC

NOTE: As required by the SUPERB Act, all costs must receive prior financial approval from DHEC regardless of payment option.

4. UST OWNER/OPERATOR OR PARTY RESPONSIBLE FOR ABOVE REFERENCED RELEASE

Signature: Christopher B. Cooper	Date Signed: 3/4/25
Printed Name: Christopher Cooper	Telephone Number: (803) 737-1046
Affiliation (if applicable): SCDOT	Email Address: CooperCB@scdot.org

SC DEPARTMENT *of*
ENVIRONMENTAL SERVICES

Jacob Niles
Corrective Action & Quality Assurance Section
Underground Storage Tank Management Division
2600 Bull Street
Columbia, SC 29201

ATTN: JEFF TERRY
SC DEPARTMENT OF TRANSPORTATION
PO BOX 191
COLUMBIA SC 29202

OCT 13 2025



Re: **Site Specific Work Plan Request for Groundwater Sampling**
Eddies Pit Stop, RT 2 HWY 601 N, Pageland, SC
UST Permit #18871
Release reported August 29, 2002
Contractor Selection Form received March 10, 2025
Chesterfield County

Dear Mr. Terry:

The Underground Storage Tank Management Division (UST Division) of the S.C. Department of Environmental Services (SCDES) has reviewed the referenced report submitted by your contractor. The report documents petroleum chemicals in the soil and/or groundwater above Risk-Based Screening Levels.

Pursuant to S.C. Code Ann. Section 44-2-40(D), "The SUPERB Account and the SUPERB Financial Responsibility Fund shall provide combined coverage for site rehabilitation and third party claims, respectively, not to exceed one million dollars per occurrence". **According to UST Division records, approximately $273.299.64 has been expended from the SUPERB Account to date.**

Your selected contractor has proposed groundwater sampling as the next appropriate scope of work. To determine what risk the referenced release may pose to human health and the environment, and in accordance with Section 280.65 of the S.C. UST Control Regulations R.61-92, submittal of the Site Specific Work Plan (SSWP) for groundwater sampling may proceed. All work must be conducted in compliance with the current revision of the UST Quality Assurance Program Plan (QAPP), your contractor's Annual Contractor Quality Assurance Plan, and all applicable regulations. The QAPP is available at des.sc.gov/programs/bureau-land-waste-management/underground-storage-tanks/ust-quality-assurance-program-plan-qapp.

Groundwater samples should be collected from all monitoring wells associated with this release along with all water supply wells and surface waters within a 1,000 foot radius of the site. Samples should be analyzed for BTEX, Naphthalene, MTBE, 1,2-DCA, the 8 oxygenates, and EDB. All wells should be purged prior to sampling.

Your contractor must complete the SSWP and submit it within 30 days from the date of this letter. Every component may not be necessary to complete the above scope of work. The State Underground Petroleum Environmental Response Bank (SUPERB) Account allowable cost for each component is included on the Assessment Component Cost Agreement Form. **Please note that approval from SCDES must be issued before work begins.**

If the plan cannot be submitted by the required due date, an extension must be requested by submitting a written request, either via postal mail or email, to my attention prior to the due date. The Department will issue a Notice of Alleged Violation if the report/plan is not submitted by the required due date.

On all correspondence concerning this site, please reference UST Permit number above. Should you have any questions, please contact me by phone at (803) 898-2446, by fax at (803) 898-0673, or by email at Jacob.Niles@des.sc.gov.

Sincerely,

Jake Niles, Hydrogeologist

cc: Bunnell Lammons Engineering Inc., 6004 Ponders Ct, Greenville, SC 29615 (w/o enc)
Technical file

BUNNELL LAMMONS ENGINEERING

UST 59 Web DOCKETING

October 22, 2025

South Carolina Department of Environmental Services
Underground Storage Tank Management Division
2600 Bull Street
Columbia, South Carolina 29201-1708

RECEIVED
OCT 23 2025
UST DI

Attention: Mr. Jacob D. Niles

Subject: **Site Specific Work Plan – Groundwater Sampling Assessment**
Eddie's Pit Stop
Route 2 & Highway 601 North
Pageland, Chesterfield County, South Carolina
UST Permit #18871
BLE No. 25-26635

Dear Mr. Niles,

On behalf of the South Carolina Department of Transportation (SCDOT), Bunnell Lammons Engineering, Inc. (BLE) submits herein the completed Site-Specific Work Plan (SSWP) for the subject site. This SSWP for groundwater sampling is being submitted to evaluate the current distribution of petroleum Chemicals of Concern (CoC) at the site. Please do not hesitate to contact us if you have any questions concerning this submittal.

Sincerely,

BUNNELL LAMMONS ENGINEERING INC.

Joseph A. Goings, P.G.
Group Leader | Environmental Services

Daniel P. Osbourne, P.G.
Chief Scientist

cc: Mr. Chris Cooper, SCDOT, P.O. Box 191, Columbia, SC 29202

Site-Specific Work Plan for Approved ACQAP
Underground Storage Tank Management Division

To: Mr. Jacob D. Niles (SCDHEC Project Manager)
From: Mr. Joseph A. Goings, P.G. (Contractor Project Manager)
Contractor: Bunnell - Lammons Engineering UST Contractor Certification Number: 0010

Facility Name: Eddies Pit Stop UST Permit #: 18871
Facility Address: Route 2 & Highway 106 N, Pageland, South Carolina 29728
Responsible Party: Eddie Johnson Phone: (843) 672-6872
RP Address: Route 2 & Highway 601 N, Pageland, South Carolina 29728
Property Owner (if different): Same
Property Owner Address: Same
Current Use of Property: _____

Scope of Work (Please check all that apply)

☐ IGWA ☐ Tier II ☑ Groundwater Sampling ☐ GAC
☐ Tier I ☐ Monitoring Well Installation ☐ Other _____

Analyses (Please check all that apply)

Groundwater/Surface Water:

☑ BTEXNMDCA (8260D) ☐ Lead ☐ BOD ☐ Methane
☑ Oxygenates (8260D) ☐ 8 RCRA Metals ☐ Nitrate ☐ Ethanol
☑ EDB (8011) ☐ TPH ☐ Sulfate ☐ Dissolved Iron
☐ PAH (8270E) ☐ pH ☐ Other _____

Drinking Water Supply Wells:

☑ BTEXNMDCA (524.2) ☐ Mecury (200.8 245.1 or 245.2) ☑ EDB (504.1)
☑ Oxygenates & Ethanol (8260D) ☐ RCRA Metals (200.8)

Soil:

☐ BTEXNM ☐ Lead ☐ RCRA Metals ☐ TPH-DRO (3550B/8015B) ☐ Grain Size
☐ PAH ☐ Oil & Grease (9071) ☐ TPH-GRO (5030B/8015B) ☐ TOC

Air:

☐ BTEXN

Sample Collection (Estimate the number of samples of each matrix that are expected to be collected.)

_____ Soil 1 Water Supply Wells _____ Air 3 Field Blank
25 Monitoring Wells _____ Surface Water 3 Duplicate 2 Trip Blank

Field Screening Methodology

Estimate number and total completed depth for each point, and include their proposed locations on the attached map.

# of shallow points proposed: _____ Estimated Footage: _____ feet per point
# of deep points proposed: _____ Estimated Footage: _____ feet per point
Field Screening Methodology: _____

Permanent Monitoring Wells

Estimate number and total completed depth for each well, and include their proposed locations on the attached map.

# of shallow wells: _____ Estimated Footage: _____ feet per point
# of deep wells: _____ Estimated Footage: _____ feet per point
# of recovery wells: _____ Estimated Footage: _____ feet per point
Comments, if warranted:

_____

_____

UST Permit #: 18871 Facility Name: Eddies Pit Stop

Implementation Schedule (Number of calendar days from approval)
Field Work Start-Up: 15 Field Work Completion: 45
Report Submittal: 60 # of Copies Provided to Property Owners: _____

Aquifer Characterization
Pump Test: ☐ Slug Test: ☐ (Check one and provide explanation below for choice)

Investigation Derived Waste Disposal
Soil: _____ Tons Purge Water: 300 Gallons
Drilling Fluids: _____ Gallons Free-Phase Product: _____ Gallons

Additional Details For This Scope of Work
For example, list wells to be sampled, wells to be abandoned/repaired, well pads/bolts/caps to replace, details of AFVR event, etc.
All wells will be purged and sampled in accordance with BLE's approved Annual Contractor Quality Assurance Plan (ACQAP).

Compliance With Annual Contractor Quality Assurance Plan (ACQAP)
YES Laboratory as indicated in ACQAP? (Yes/No) If no, indicate laboratory information below.
Name of Laboratory: _____
SCDHEC Certification Number: _____
Name of Laboratory Director: _____

NA Well Driller as indicated in ACQAP? (Yes/No) If no, indicate driller information below.
Name of Well Driller: _____
SCLLR Certification Number: _____

NA Other variations from ACQAP. Please describe below.

Attachments
1. Attach a copy of the relevant portion of the USGS topographic map showing the site location.
2. Prepare a site base map. This map must be accurately scaled, but does not need to be surveyed. The map must include the following:
   - North Arrow
   - Location of property lines
   - Location of buildings
   - Previous soil sampling locations
   - Previous monitoring well locations
   - Proposed soil boring locations
   - Proposed monitoring well locations
   - Legend with facility name and address, UST permit number, and bar scale
   - Streets or highways (indicate names and numbers)
   - Location of all present and former ASTs and USTs
   - Location of all potential receptors
3. Assessment Component Cost Agreement, SCDHEC Form D-3664

FIGURES

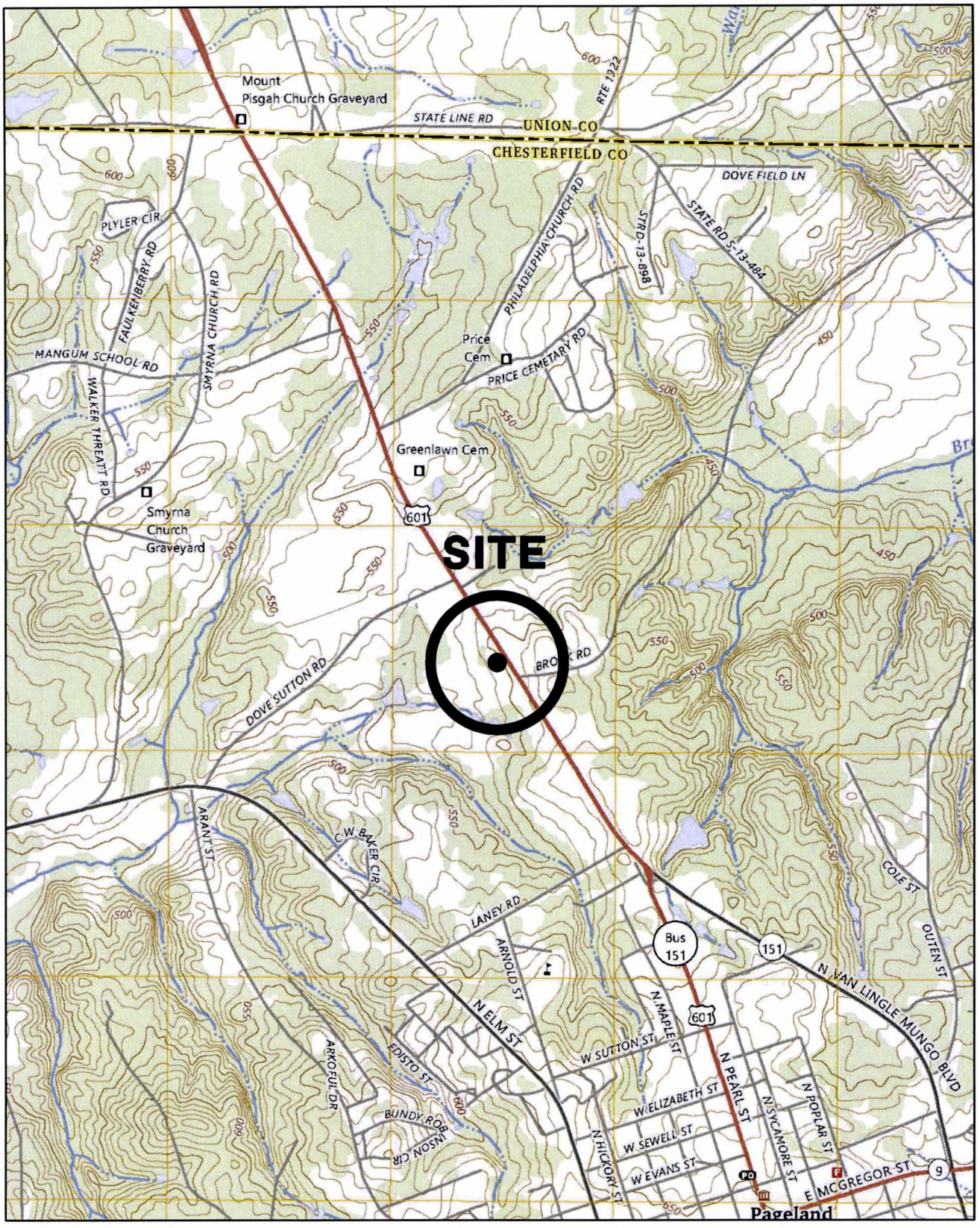

2000 1000 0 2000 4000

APPROXIMATE SCALE IN FEET

REFERENCE:
USGS TOPOGRAPHIC MAP, 7.5 MINUTE SERIES, PAGELAND, S.C. QUADRANGLE, 2024.

DRAWN: ENC	DATE: 08-19-25	BUNNELL LAMMONS ENGINEERING 720 Gracern Rd, Ste 132, Columbia, SC 29210 (803) 832-1380	SITE LOCATION MAP EDDIE'S PITT STOP UST PERMIT #18871 ROUTE 2, US HIGHWAY 601 NORTH PAGELAND, SOUTH CAROLINA	FIGURE 1
CHECKED: JAG	CAD: EDDIESPITTSTOP-01			
APPROVED: DPO	JOB NO: J25-26635			

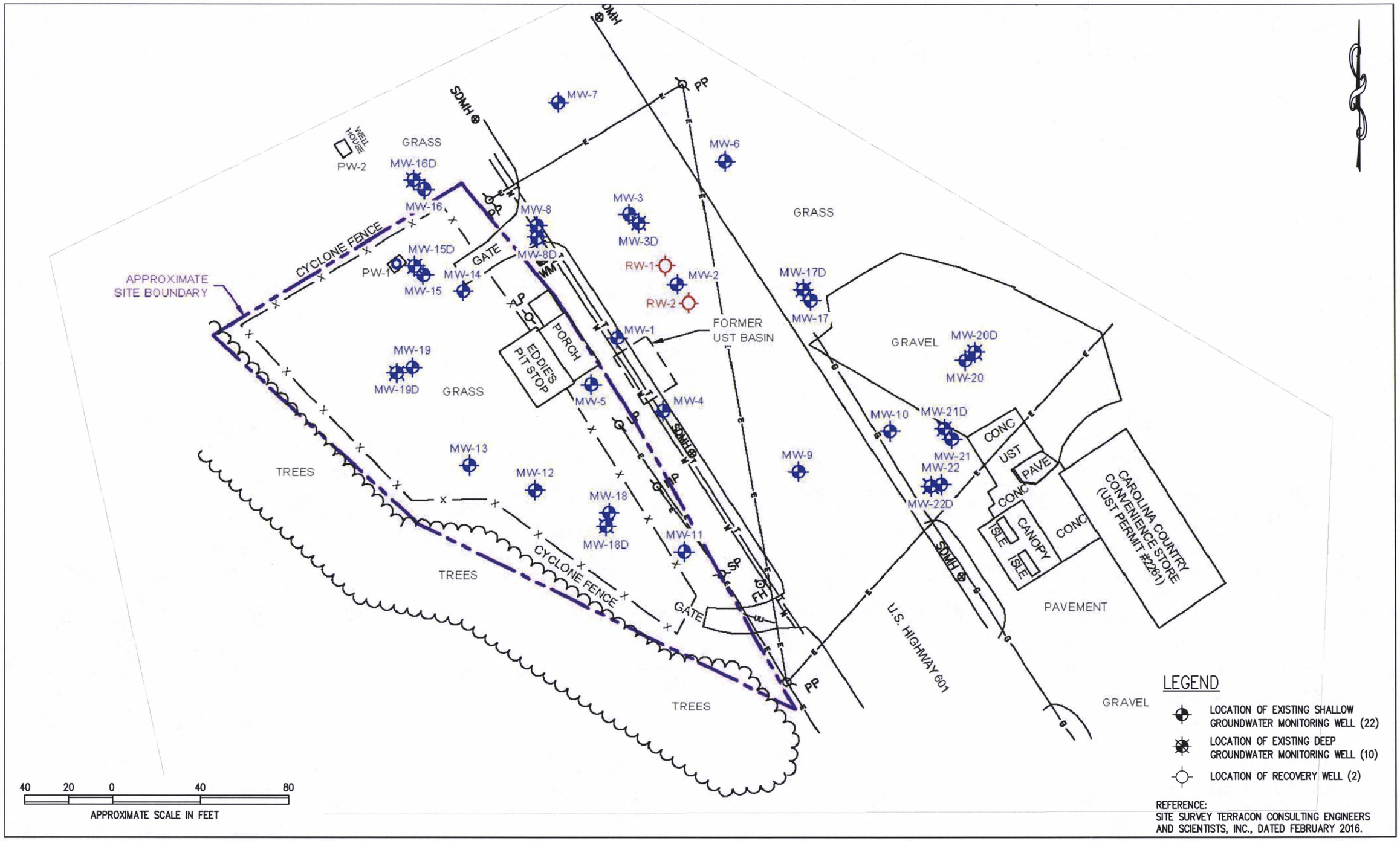

REFERENCE:
SITE SURVEY TERRACON CONSULTING ENGINEERS AND SCIENTISTS, INC., DATED FEBRUARY 2016.

DRAWN BY:	ENC	DATE:	08-19-25
CHECKED BY:	JAG	FILE:	EDDIESPITTSTOP-01
APPROVED BY:	DPO	JOB NO:	J25-26635

REVISIONS		
No.	DESCRIPTION	BY

BUNNELL LAMMONS ENGINEERING
720 Gracern Rd, Ste 132, Columbia, SC 29210
(803) 932-1380

SITE BASE MAP
EDDIE'S PITT STOP
UST PERMIT #18871
ROUTE 2, US HIGHWAY 601 NORTH
PAGELAND, SOUTH CAROLINA

FIGURE
2

COST AGREEMENT

ASSESSMENT COMPONENT COST AGREEMENT

South Carolina Department of Health and Environmental Control
Underground Storage Tank Management Division
State Underground Petroleum Environmental Response Bank Account
August 9, 2023

Facility Name: Manning Maintenance Facility

UST Permit #: 02320 **Cost Agreement #:** Pending

ITEM	QUANTITY	UNIT	UNIT PRICE		TOTAL
A. Plan Preparation					
1.2 Site-specific Work Plan	1	each	$183.22		$183.22
2.2 Tax Map		each	$85.50		$0.00
3.2 QAPP Contractor Addendum (App B)		each	$250.00		$0.00
B. Survey					
1.1 Receptor Survey		each	$673.06		$0.00
C. Survey					
1.2 Comprehensive Survey		each	$1,270.36		$0.00
5.1 Ground Penetrating Radar Survey (100 x 100)		each	$1,111.57		$0.00
D. Mob/Demob					
1.2 Equipment		each	$1,245.93		$0.00
2.2 Personnel	3	each	$516.69		$1,550.07
3.2 Adverse Terrain Vehicle		each	$610.75		$0.00
E. Soil Borings					
1.1 Soil Borings (hand auger)		foot	$21.80		$0.00
F. Soil Borings (requiring equipment, push technology, etc) or Field Screening (including sampling and analyst)					
1.2 Standard		per foot	$33.50		$0.00
2.2 Fractured Rock		per foot	$41.40		$0.00
G.					
H. Well Abandonment					
1.2 2" diameter or less		per foot	$3.79		$0.00
2.2 Greater than 2" to 6" diameter		per foot	$5.50		$0.00
3.2 Dug/Bored well (up to 6 feet diameter)		per foot	$18.32		$0.00
I. Well Installation (In accordance with R.61-71)					
1.2 Water Table (hand augered)		per foot	$31.40		$0.00
2.B Water Table (drill rig) 2" Diameter		per foot	$54.90		$0.00
2.2 Single-cased 2" Diameter Monitoring Well >50ft		per foot	$59.80		$0.00
3.2 Telescoping		per foot	$84.70		$0.00
4.2 Rock Drilling		per foot	$81.80		$0.00
5.2 2" Rock Coring		per foot	$88.50		$0.00
6.2 Multi-sampling ports/screens		per foot	$59.40		$0.00
7.2 Recovery Well (4" diameter)		per foot	$69.60		$0.00
9.2 Rotosonic (2" diameter)		per foot	$119.00		$0.00
10.2 Re-develop Existing Well		per foot	$13.44		$0.00

J. Groundwater Sample Collection / Gauging Depth to Water/Product					
1.2 Groundwater Purge	24	per well	$73.29		$1,758.96
2.2 Air or Vapors		sample	$14.66		$0.00
3.2 Water Supply Sample		sample	$26.87		$0.00
4.1A HydraSleeve		sample	$34.20		$0.00
4.2B No-purge Groundwater Sample/Surface wate	1	sample	$57.24		$57.24
5.2 Gauge Well only		sample	$8.55		$0.00
6.2 Sample Below Product		sample	$14.66		$0.00
7.2 Passive Diffusion Bag		sample	$31.75		$0.00
8.2 Field Duplicates (MWs & WSWs) and Field Bla	4	sample	$30.06		$120.24
9.2 Groundwater (low flow purge)		sample	$111.16		$0.00
10.2 Equipment Blank		sample	$30.06		$0.00
11.1 Sample Product		per well	$52.66		$0.00
K. Laboratory Analyses-Groundwater					
1.2 BTEXNM+Oxyg's+1,2 DCA+Eth(8260D)	31	per sample	$149.02		$4,619.62
2.2 Lead, Filtered		per sample	$16.85		$0.00
3.2 Rush EPA Method 8260B		per sample	$187.62		$0.00
4.2 Trimethal, Butyl, and Isopropyl Benzenes		per sample	$34.20		$0.00
5.2 PAH's		per sample	$74.02		$0.00
6.2 Lead		per sample	$19.54		$0.00
7.2 EDB by EPA 8011		per sample	$55.21		$0.00
8.2 EDB by EPA Method 8011 Rush		per sample	$83.31		$0.00
9.2 8 RCRA Metals		per sample	$77.45		$0.00
10.2 TPH (9070)		per sample	$50.09		$0.00
11.2 PH		per sample	$6.35		$0.00
12.2 BOD		per sample	$24.42		$0.00
13.2 Ethanol		per sample	$18.08		$0.00
K. Analyses-Drinking Water					
14.2 BTEXNM+1,2 DCA (524.2)		per sample	$151.52		$0.00
15.2 7-OXYGENATES & ETHANOL (8260D)		per sample	$112.07		$0.00
16.2 EDB (504.1)		per sample	$97.11		$0.00
17.2 RCRA METALS (200.8)		per sample	$122.15		$0.00
K. Analyses-Soil					
18.2 BTEX + Naphth.		per sample	$78.18		$0.00
19.2 PAH's		per sample	$78.22		$0.00
20.2 8 RCRA Metals		per sample	$68.89		$0.00
21.2 TPH-DRO (3550C/8015C)		per sample	$48.86		$0.00
22.2 TPH-GRO (5035B/8015C)		per sample	$43.92		$0.00
23.2 Grain size/hydrometer		per sample	$127.04		$0.00
24.2 Total Organic Carbon		per sample	$37.38		$0.00
K. Analyses-Air					
25.2 BTEX + Naphthalene		per sample	$263.84		$0.00

K. Hydrocarbon Fuel Identification					
27.1 C3-C44 Whole Oil (ASTM D3328)		per sample	$465.93		$0.00
28.1 Fuel Oxygenates (1624 Mod)		per sample	$398.39		$0.00
29.1 ALKYL Leads, EDB MMT (8080)		per sample	$398.39		$0.00
30.1 C8-C40 Full Scan (ASTM 5739)		per sample	$629.64		$0.00
31.1 Simulated Distillation (ASTM 2887)		per sample	$398.39		$0.00
32.1 Parent & Alk. PAH Com. (8270 SIM)		per sample	$723.63		$0.00
33.1 C3-C10 Piano (8260 MOD)		per sample	$599.88		$0.00
34.1 C10+Alkane Fingerprints		per sample	$599.88		$0.00
35.1 Expert Data Interpretation & Report		each	$595.30		$0.00
L. Aquifer Characterization					
1.2 Pumping Test		per hour	$28.09		$0.00
2.2 Slug Test		per test	$233.31		$0.00
3.2 Fractured Rock		per test	$122.15		$0.00
M. Free Product					
1.1 Free Product Recovery Rate Test		each	$46.42		$0.00
N.					
O. Risk Evaluation					
1.2 Tier I Risk Evaluation		each	$366.45		$0.00
2.2 Tier II Risk Evaluation		each	$122.15		$0.00
P. Survey					
1.1 Subsequent Survey		each	$297.65		$0.00
Q. Disposal (gallons or tons)					
1.2 Wastewater	200	gallon	$1.19		$238.00
2.2 Free Product		gallon	$1.63		$0.00
3.2 Soil Treatment/Disposal		ton	$156.25		$0.00
4.2 Drilling fluids		gallon	$1.25		$0.00
R. Miscellaneous (attach receipts)					
		each	$0.00		$0.00
		each	$0.00		$0.00
		each	$0.00		$0.00
T. Tier I Assessment (Use DHEC 3665 form)					
1.2 Southeast Region		standard	$12,622.56		$0.00
2.2 All Other Counties		standard	$13,844.06		$0.00
U. IGWA (Use DHEC 3666 form)					
1.2 Southeast Region		standard	$4,353.67		$0.00
2.2 All Other Counties		standard	$4,720.01		$0.00
22. Active Correction Action		PFP	Bid Cost		$0.00

W. Aggressive Fluid & Vapor Recovery (AFVR)					
1.2 8-hour Event		per event	$1,787.40		$0.00
2.1 24-hour Event		per event	$4,407.78		$0.00
3.1 48-hour Event		per event	$7,242.29		$0.00
4.1 96-hour Event		per event	$14,482.28		$0.00
5.1 Off-gas Treatment 8 hour		per event	$141.17		$0.00
6.2 Off-gas Treatment 24 hour		per event	$294.30		$0.00
7.2 Off-gas Treatment 48 hour		per event	$386.10		$0.00
8.1 Off-gas Treatment 96 hour		per event	$898.84		$0.00
9.1 Off-gas Treatment 8 hour (w/chlorinated compounds)		per event	$464.40		$0.00
10.1 Off-gas Treatment 24 hour (w/chlorinated compounds)		per event	$540.00		$0.00
11.1 Off-gas Treatment 48 hour (w/chlorinated compounds)		per event	$1,080.00		$0.00
12.1 Off-gas Treatment 96 hour (w/chlorinated compounds)		per event	$2,160.00		$0.00
13.2 AFVR Effluent Disposal(w/chlorinated compounds)		gallon	$0.64		$0.00
14.2 AFVR Site Reconnaissance		each	$302.40		$0.00
15.1 Additional Hook-ups		each	$29.68		$0.00
16.2 AFVR Effluent Disposal		gallon	$0.53		$0.00
17.2 AFVR Mobilization/Demobilization		each	$777.60		$0.00
18.1 Mobilization for absorbents/skimmers		each	$516.69		$0.00
19.1 Well sock 2" ID well		each	$36.94		$0.00
20.1 Well sock 4" ID well		each	$49.03		$0.00
21.1 pad (per pad)		each	$49.95		$0.00
22.1 3" diameter x 10' length boom		each	$108.00		$0.00
23.1 5" diameter x 10' length boom		each	$132.84		$0.00
24.1 New FPP recovery skimmer (2" wells)		each	$791.10		$0.00
25.1 New FPP recovery skimmer (4" wells)		each	$1,247.40		$0.00
26.1 Refurbished FPP recovery skimmer (2" or 4" wells)		each	$760.32		$0.00
27.1 Disposal of Absorbents		pound	$4.10		$0.00
28.1 Disposal of product from skimmers		gallon	$0.50		$0.00
X. Granulated Activated Carbon (GAC) filter system installation & service:					
1.2 New GAC System Installation		each	$2,320.86		$0.00
2.2 Refurbished GAC Sys. Install		each	$1,099.35		$0.00
3.2 Filter replacement/removal		each	$427.53		$0.00
4.2 GAC System removal, cleaning, & refurbishment		each	$335.92		$0.00
5.2 GAC System housing		each	$305.38		$0.00
6.2 In-line particulate filter		each	$183.22		$0.00
7.2 Additional piping & fittings		foot	$1.84		$0.00
Y. Well Repair					
1.2 Additional Copies of the Report Delivered	1	each	$61.07		$61.07
2.2 Repair 2x2 MW pad		each	$61.07		$0.00
3.2 Repair 4x4 MW pad		each	$107.49		$0.00
4.2 Replace well vault		each	$144.14		$0.00
5.2 Replace well cover bolts		each	$3.18		$0.00
6.2 Replace locking well cap & lock		each	$18.32		$0.00
7.2 Replace/Repair stick-up		each	$163.68		$0.00
8.2 Convert Flush-mount to Stick-up		each	$183.22		$0.00
9.2 Convert Stick-up to Flush-mount		each	$158.79		$0.00
10.2 Replace missing/illegible well ID plate		each	$14.66		$0.00
11.1 Down-hole Camera		per foot	$29.25		$0.00

Z. High Resolution Site Characterization					
1.1 HRSC Screening Equipment Mobilization		each	$1,468.80		$0.00
2.1 HRSC Drilling Category 1		per foot	$31.32		$0.00
3.1 HRSC Drilling Category 2		per foot	$36.18		$0.00
4.1 HRSC Drilling Category 3		per foot	$29.16		$0.00
5.1 HRSC 3-D Model		each	$4,363.20		$0.00
S. Report Prep & Project Management	12%	percent	$8,588.42		$1,030.61
TOTAL					$9,619.03

SC DEPARTMENT *of*
ENVIRONMENTAL SERVICES

Jake Niles
Corrective Action & Quality Assurance Section
Underground Storage Tank Management Division
2600 Bull Street
Columbia, SC 29201

SC DEPARTMENT OF TRANSPORTATION
PO BOX 191
COLUMBIA SC 29202

NOV 14 2025



Re: **Site Specific Work Plan Approval and Groundwater Sampling Notice to Proceed**
Eddies Pit Stop, RT 2 Hwy 601 N, Pageland, SC
UST Permit #18871; CA #70688
Release reported August 29, 2002
Site Specific Work Plan received October 23, 2025
Chesterfield County

To Whom It May Concern :

The Underground Storage Tank Management Division (UST Division) of the S.C. Department of Environmental Services has reviewed and approved the referenced Site Specific Work Plan (SSWP) submitted by your contractor. The groundwater sampling event should begin immediately upon receipt of this letter. All work should be conducted in compliance with the current revision of the UST Quality Assurance Program Plan (QAPP), your contractor's Annual Contractor Quality Assurance Plan, and all applicable regulations. The QAPP is available at des.sc.gov/programs/bureau-land-waste-management/underground-storage-tanks/ust-quality-assurance-program-plan-qapp.

Pursuant to S.C. Code Ann. Section 44-2-40(D), "The SUPERB Account and the SUPERB Financial Responsibility Fund shall provide combined coverage for site rehabilitation and third party claims, respectively, not to exceed one million dollars per occurrence". **According to UST Division records, approximately $273,299.64 has been expended from the SUPERB Account to date.** This scope of work, as recommended by your contractor, is anticipated to cost approximately $9,619.03.

The contractor must provide notification to the UST Project Manager via email 4 days prior to initiation of any site rehabilitation activities. If there are any changes to the schedule, the UST Project Manager must be contacted within 24 hours of those changes.

In accordance with Section IV.A.4.c of the SUPERB Site Rehabilitation & Fund Access Regulation (R.61-98), the contractor shall be required to indemnify the property owner, underground storage tank owner/operator and the State of South Carolina from and against all claims, damages, losses and expenses arising out of or resulting from activity conducted by the contractor, its agents, employees or subcontractors.

Your contractor can submit an invoice for direct payment from the State Underground Petroleum Environmental Response Bank (SUPERB) Account for pre-approved costs. **The Monitoring Report, contractor checklist (QAPP Appendix K), and invoice should be submitted to the UST Division within sixty (60) days of the date of this correspondence.** If the invoice is not submitted within 120 days from the date of this letter, monies allocated to pay this invoice will be uncommitted. This means that the invoice will not be processed for payment until all other committed funds are paid or monies become available.

If the report cannot be submitted by the required due date, an extension may be requested by submitting a written request, either via postal mail or email, to my attention prior to the due date. The Department will issue a Notice of Alleged Violation if the report is not submitted by the required due date.

Please note that sections 44-2-110(4) and 44-2-130 of the SUPERB Statute state that the SUPERB Account cannot compensate any costs that are not pre-approved. If for any reason additional tasks will be completed, these additional tasks, and the associated cost, must be pre-approved by the UST Division for the cost to be paid. The UST Division reserves the authority to pay only for work properly performed and/or technically justified and will only pay rates in accordance with established criteria. Further, the UST Division reserves the right to question and/or reject costs if deemed unreasonable and the right to audit project records at any time during the project or after completion of work. **Per Section III.3.b of the SUPERB Site Rehabilitation and Fund Access Regulations (R.61-98), reimbursement for site rehabilitation activities shall in no event exceed the actual costs incurred.**

Please note that applicable South Carolina certification requirements regarding laboratory services, well installation, and report preparation must be satisfied. Any site rehabilitation activity associated with the UST release must be performed by a SCDES-certified site rehabilitation contractor as required by the SUPERB Site Rehabilitation and Fund Access Regulation, R.61-98.

The UST Division grants pre-approval for transportation of virgin petroleum impacted soil and groundwater from the referenced site to a permitted treatment facility. There can be no spillage or leakage in transport. All investigation-derived waste (IDW) must be properly contained and labeled prior to disposal. IDW should not be stored on-site longer than ninety (90) days. A copy of the disposal manifest and/or acceptance letter from the receiving facility that clearly designates the quantity received must be included as an appendix to the report. If the Chemical of Concern (CoC) concentrations based on laboratory analysis is below Risk-Based Screening Levels (RBSLs), please contact the project manager for approval to dispose of soil and/or groundwater on-site. The SUPERB Account will not reimburse for transportation or treatment of soil and/or groundwater with concentrations below RBSLs.

The contractor will be responsible for keeping and preserving suitable records of hydrological and other site assessments, site plans, contracts, accounts, invoices, or other transactions related to the cleanup and rehabilitation and the records must be accessible to the department during regular business hours. In addition, this includes all subcontractor agreements, invoices, correspondence, plans, reports, records, including electronic and paper formats. All records must be maintained for 10 years after project completion.

On all correspondence regarding this site, please reference the UST Permit number above. Should you have any questions, please contact me by phone at (803) 898-2446, by fax at (803) 898-0673, or by email at Jacob.niles@des.sc.gov.

Sincerely,

Jake Niles, Hydrogeologist

enc: Approved Cost Agreement
cc: Bunnell Lammons Engineering Inc., 6004 Ponders Ct, Greenville, SC 29615 (w/ enc)
Technical file (w/ enc)

Approved Cost Agreement CA-70688

Facility Name: 18871 - EDDIES PIT STOP

Facility Number: 18871

PO Number	Description	Comments	Qty / Pct	Unit Price	Amount
70688	A / PLAN PREPARATION / 1.2 / SITE SPECIFIC WORK PLAN		1	$183.22	$183.22
70688	D / MOB/DEMOB / 2.2 / PERSONNEL		3	$516.69	$1550.07
70688	J / SAMPLE COLLECTION / 1.2 / GROUND WATER PURGE		24	$73.29	$1758.96
70688	J / SAMPLE COLLECTION / 4.2B / NO-PURGE GROUNDWATER		1	$57.24	$57.24
70688	J / SAMPLE COLLECTION / 8.2 / FIELD DUPL. (MWS & WSWS) & FB		4	$30.06	$120.24
70688	K / ANALYSES / 1.2 / BTEXNM+OXYGS+1,2 DCA+ETH 8260D		31	$149.02	$4619.62
70688	Q / DISPOSAL / 1.2 / WASTEWATER		200	$1.19	$238
70688	S / REPORT PROJECT MANAGEMENT / S / REPORT PREP & PROJ. MANAGEMENT		0.12	$0.12	$1030.61
70688	Y / WELL REPAIR / 1.2 / ADDITIONAL COPIES OF REPORT		1	$61.07	$61.07
					Total : $9619.03

Outlook

Re: 18871 - Eddie's Pit Stop lab analyses

From Jacob D. Niles <Jacob.Niles@des.sc.gov>
Date Mon 12/8/2025 2:20 PM
To Joe Goings <Joe.Goings@blecorp.com>

Yes Absolutely just add it in the addendum I will scan in this email to cover the mistake.

Jake Niles
Hydrologist II
Corrective Action & Quality Assurance Section
UST Management Division
Bureau of Land & Waste Management
O: 803.898.2446
Jacob.niles@des.sc.gov
DES.SC.gov

SC DEPARTMENT *of*
ENVIRONMENTAL SERVICES



From: Joe Goings <Joe.Goings@blecorp.com>
Sent: Monday, December 8, 2025 9:03 AM
To: Jacob D. Niles <Jacob.Niles@des.sc.gov>
Subject: 18871 - Eddie's Pit Stop lab analyses

Jake,

I was reviewing the NTP vs our chain of custody and SSWP. It looks like EDB was not approved on the cost agreement, but has historically been detected on-site. The lab has samples for EDB. Are we approved to have them analyzed?

Thanks,

Joseph A. Goings, P.G.
Group Leader | Environmental Services
BUNNELL LAMMONS ENGINEERING
T: 803.832.1380 | M: 803.370.6373
BLECORP.com | LinkedIn | Facebook
720 Gracern Road | Suite 132 | Columbia, SC 29210

Joseph Goings is a licensed professional geologist in SC and GA.

This electronic transmission contains information from the sender (Bunnell Lammons Engineering, Inc.) that may be confidential or privileged. The information is intended solely for the recipient. If you are not the intended recipient, be aware that any disclosure, copying, distribution, or use of the contents of this information is prohibited. If you received this transmission in error, please contact the sender immediately and delete this message.

CAUTION: This email originated from outside of the organization. Do not click links or open attachments unless you recognize the sender and know the content is safe.

☒ Hard Copy ☒ CD ☐ Email

Date Received 1-2-26

Permit Number 18871

Project Manager Jake Niles

Name of Contractor BLE

Description GWS Report

Docket Number 62T

Scanned _____

Verified _____

REPORT OF COMPREHENSIVE GROUNDWATER SAMPLING EVENT – DECEMBER 2025

EDDIES PIT STOP
HIGHWAY 601 NORTH & BROCK ROAD
PAGELAND, CHESTERFIELD COUNTY, SOUTH CAROLINA
UST PERMIT #18871; COST AGREEMENT #70688

Prepared For:

South Carolina Department of Transportation
P.O. Box 191
Columbia, South Carolina, 29202

SCDES Certified Contractor No. UCC-0010
BLE Project Number 25-26635

December 31, 2025

BUNNELL LAMMONS ENGINEERING
720 Gracern Road, Suite 132, Columbia, SC 29210
803.832.1380 803.832.1379 info@blecorp.com
BLECORP.COM

BUNNELL LAMMONS ENGINEERING

December 31, 2025

South Carolina Department of Environmental Services
Bureau of Land and Waste Management
Underground Storage Tank Management Division
2600 Bull Street
Columbia, South Carolina 29201-1708

Attention: Mr. Jacob D. Niles

Subject: **Report of Comprehensive Groundwater Sampling Event – December 2025**
Eddies Pit Stop
Highway 601 North & Brock Road
Pageland, Chesterfield County, South Carolina
UST Permit #18871; CA #70688
BLE Project No. 25-26635

Dear Mr. Niles:

On behalf of the South Carolina Department of Transportation (SCDOT), Bunnell-Lammons Engineering, Inc. (BLE) has completed a comprehensive groundwater sampling event at the subject site. This scope of work was performed in response to a South Carolina Department Environmental Services (SCDES) directive letter dated November 14, 2025 and a BLE Site-Specific Work Plan (SSWP) dated October 22, 2025. This report describes the work performed and presents the results obtained, along with our comments and recommendations. Please do not hesitate to contact us if you have any questions concerning this report.

Sincerely,

BUNNELL-LAMMONS ENGINEERING, INC.

Ms. Gabbi P. Trauernicht, G.I.T.
Staff Professional

Joseph A. Goings, P.G.
Group Leader | Environmental Services
Registered, South Carolina #2530



cc: Mr. Chris Cooper, SCDOT, P.O. Box 191, Columbia, SC 29202

1.0 BACKGROUND INFORMATION

The subject property is located near Highway 601 North and Brock Road in Pageland, Chesterfield County, South Carolina (**Figure 1**) and currently exists as a vacant commercial building.

According to the SCDES Underground Storage Tank (UST) Registry, one (1) 2,000-gallon UST containing gasoline and one (1) 750-gallon UST containing gasoline are historically associated with the subject site. The associated USTs were reportedly abandoned by removal on August 19, 2002.

A release of petroleum contaminants was reported at the site on August 29, 2002 and confirmed on September 11, 2003. In response to the confirmed release, multiple environmental assessments have been conducted, including the installation of a monitoring well network to attempt to delineate the vertical and horizontal extent of the associated contamination.

In order to evaluate the current distribution of petroleum Chemicals of Concern (CoC) at the subject site, and to evaluate the potential for a commingling contaminant plume situation with the adjacent Carolina Country Convenience Store site (UST Permit #02261), the SCDES requested an updated comprehensive groundwater sampling event be conducted at the facility. Details of the groundwater sampling event and our findings are provided herein.

2.0 GROUNDWATER SAMPLING

Date Sampled:	December 3 and 4, 2025	
Total Number of Wells Associated with the Site:	34	MW-01, MW-02, MW-03, MW-03D, MW-04, MW-05, MW-06, MW-07, MW-08, MW-08D, MW-09 through MW-15, MW-15D, MW-16, MW-16D, MW-17, MW-17D, MW-18, MW-18D, MW-19, MW-19D, MW-20, MW-20D, MW-21, MW-21D, MW-22, MW-22D, RW-01, and RW-02
Total Number of Wells Sampled:	22	MW-01, MW-04, MW-05, MW-06, MW-08, MW-08D, MW-09, MW-11, MW-13, MW-14, MW-15, MW-15D, MW-16, MW-16D, MW-17, MW-17D, MW-18, MW-18D, MW-19, MW-19D, MW-20D, and RW-01
Total Number of Wells NOT Sampled:	12	MW-02, MW-03, MW-03D (Not Accessible – Unable to Open Vault), MW-07, MW-10, MW-20, MW-21, MW-21D, MW-22, MW-22D, and RW-02 (Paved Over), and MW-12 (Not Located/Not Accessible)
Total Number of Water Supply Wells Associated with the Site:	2	PW-01 and PW-02
Total Number of Water Supply Wells Sampled:	0	None
Total Number of Water Supply Wells NOT Sampled:	2	PW-01 (No Electricity) and PW-02 (Could Not Gain Access)
Total Number of Surface Water Locations Associated with the Site:	0	None
Free-Phase Petroleum Product Present:	0	None
QA / QC Samples	8	2 Duplicate samples (DUP-01 and DUP-02), 2 Field Blanks, 2 Equipment Blanks (EQ-01 and EQ-02), and 2 Trip Blanks
Total Purge Volume (gallons)	0	See **Appendix A**
Analytical Laboratory	Eurofins Atlanta (SC #46580001)	
Analytical Methods	EPA Method 8260D and EPA Method 8011	
Contaminants of Concern (CoC) Detected Above South Carolina Established Risk-Based Screening Levels (RBSLs)	Benzene, Ethylbenzene, Naphthalene, EDB, and 1,2-Dichloroethane (1,2-DCA)	
Groundwater Level Measurements	See **Table 1**	
Groundwater Sampling Logs and Procedures	See **Appendix B**	
Laboratory Analytical Summary	See **Table 2A and Table 2B**	
Laboratory Analytical Results	See **Appendix C**	
Site Base Map	See **Figure 2**	
Potentiometric Maps	See **Figure 3A and 3B**	
Groundwater Chemical of Concern (CoC) Map	See **Figure 4**	

3.0 CONCLUSIONS AND RECOMMENDATIONS

Of the twenty-three (23) groundwater monitoring wells sampled during the current sampling event, three (3) wells (MW-01, MW-04, MW-05, MW-08, MW-09, MW-18D, and MW-19) contained Chemicals of Concern (CoC) at concentrations exceeding their respective South Carolina established Risk-Based Screening Levels (RBSLs). Dissolved phase CoC were detected at levels above laboratory minimum detection limits but below their respective RBSLs in three (3) additional wells (MW-16D, MW-17, and MW-20D). Free-phase petroleum was not encountered during this sampling event. Water supply wells PW-1 and PW-2 were not available to be sampled during this sampling event.

Based on comparison between this sampling event and previous events, CoC concentrations generally increased in MW-01, MW-04, MW-05, MW-08, MW-09, MW-17, MW-19, and MW-20D, remained steady in MW-16D, and decreased in MW-08D, MW-13, MW-14, and MW-18D. Groundwater flow directions for both the shallow and deep well networks were calculated toward the west and southwest. Elevated concentrations of 1,2-DCA in MW-19 (36 µg/L) and MW-18D (7.0 µg/L) indicate that the contaminant plume associated with the subject site are not substantially delineated in the downgradient direction.

The eastern adjoining Carolina Corner Convenience Store site (UST Permit #02261) has an open release and previous assessments have exhibited elevated concentrations of petroleum CoC in the groundwater associated with that release. Prior to approval of this groundwater sampling assessment for Eddies Pit Stop, the SCDES project manager asked BLE to evaluate the potential for comingling contaminant plumes between Eddies Pit Stop and Carolina Corner Convenience Store. It should be noted that several monitoring wells associated with Eddies Pit Stop (particularly 18871-MW-20, 18871-MW-21, 18871-MW-21D, 18871-MW-22, and 18871-MW-22D) are located on the Carolina Corner Convenience Store site near its apparent source area (02261-MW-1). These wells were observed to have been paved over and could not be sampled during this assessment.

The most recent groundwater sampling report for Carolina Corner Convenience Store, completed by Geological Resources, Inc. in March 2024, indicated that groundwater flow directions calculated for the shallow, intermediate, and deep monitoring well networks were generally to the east and southeast of the that site. The contaminant plume distribution appeared to confirm the calculated flow directions, with CoC concentrations decreasing (particularly in 02261-MW-33 and 02261-TW-8) to the east of the apparent source area. The most-impacted wells associated with #02261 contain significantly elevated concentrations of tert-Amyl-alcohol (TAA) and tert-Amyl-methyl-ether (TAME), including 15,900 µg/L TAA in 02261-MW-1 in March 2024.

During this sampling assessment, monitoring well 18871-MW-09, located between the subject site and Carolina Corner Convenience Store, did not contain CoC above their respective RBSLs with the exception of benzene which was identified at a concentration of 19 µg/L. Additionally, monitoring wells 18871-MW-01 and 18871-MW-04 are located between the source area for Eddies Pit Stop and Carolina Convenience Store and did not contain TAA at concentrations exceeding its RBSL. Based on the CoC distribution patterns and calculated groundwater flow directions calculated during this assessment for the subject site and the most recent sampling assessment for Carolina Corner Convenience Store by GRI, the two contaminant plumes appear to be separate.

BLE recommends that the monitoring well network associated with Carolina Corner Convenience Store be sampled expediently and the results and conclusions are shared with BLE. Additionally, BLE recommends

that Site-Specific Target Levels (SSTLs) be established for Eddies Pit Stop (#18871). Furthermore, the completion of joint potentiometric maps for the two sites should be considered. A new comprehensive survey to include both sites would be required in order to obtain a common datum.

It should be noted that BLE replaced one (1) well cap during this scope of work.

4.0 QUALIFICATION OF REPORT

The activities and evaluative approaches used in this assessment are consistent with those normally employed in hydrogeological assessments of this type. Our evaluation of site conditions has been based on our understanding of the site and project information and the data obtained in our exploration.

This report has been prepared on behalf of and exclusively for the use of the SCDOT. This report and the findings contained herein shall not, in whole or in part, be used or relied upon by any other party without BLE's prior written consent. Any unauthorized use or distribution of BLE's work shall be at third parties' risk and without liability to BLE.

TABLES

TABLE 1

Historical Monitoring Well Construction and Elevation Data

Eddies Pit Stop
US Highway 601 North & Brock Road, Pageland, South Carolina
SCDES UST Permit #18871; Cost Agreement #70688
BLE Project Number 25-26635

Monitoring Well	Date Measured	Top of Casing Elevation	Free Product Thickness (feet)	Groundwater Depth BTOC	Groundwater Elevation	Total Well Depth	Screened Interval
18871-MW-01	5/20/2003	298.85	---	35.70	263.15	43.00	33.00 - 43.00
	5/11/2009		---	19.35	279.50		
	9/8/2011		---	36.70	262.15		
	1/6/2012		---	34.63	264.22		
	3/27/2012		---	26.21	272.64		
	4/4/2012	554.13	---	25.80	528.33		
	7/18/2012		---	31.00	523.13		
	6/8/2015		---	18.94	535.19		
	3/8/2017		---	16.51	537.62		
	5/21/2018		---	17.01	537.12		
	9/18/2019		---	26.45	527.68		
	9/1/2020		---	21.45	532.68		
	4/13/2021		---	9.90	544.23		
	12/3/2025		---	26.87	527.26		
18871-MW-02	5/11/2009	298.98	---	17.75	281.23	43.00	28.00 - 43.00
	7/7/2011		---	25.85	273.13		
	8/22/2011		---	31.82	267.16		
	9/8/2011		---	33.10	265.88		
	1/6/2012		---	31.91	267.07		
	3/27/2012		---	23.25	275.73		
	4/4/2012	554.18	---	23.65	530.53		
	7/18/2012		---	27.52	526.66		
	6/8/2015		0.02	14.97	539.21		
	3/8/2017		0.03	12.99	541.19		
	5/21/2018		---	21.18	533.00		
	9/17/2019		Not Sampled				
	8/27/2020		Not Sampled				
	4/13/2021		Not Sampled				
	12/3/2025		Not Sampled - Not Accessible				
18871-MW-03	5/11/2009	298.36	---	19.20	279.16	45.00	30.00 - 45.00
	9/8/2011		---	36.28	262.08		
	1/6/2012		---	35.45	262.91		
	3/27/2012		---	31.74	266.62		
	4/4/2012	553.62	---	28.89	524.73		
	7/18/2012		---	30.10	523.52		
	6/8/2015		---	19.29	534.33		
	3/8/2017		---	13.46	540.16		
	5/21/2018		---	16.83	536.79		
	9/17/2019		Not Sampled				
	8/27/2020		Not Sampled				
	4/13/2021		Not Sampled				
	12/3/2025		Not Sampled - Not Accessible				

Prepared By: GPT
Checked By: JAG

TABLE 1

Historical Monitoring Well Construction and Elevation Data

Eddies Pit Stop
US Highway 601 North & Brock Road, Pageland, South Carolina
SCDES UST Permit #18871; Cost Agreement #70688
BLE Project Number 25-26635

Monitoring Well	Date Measured	Top of Casing Elevation	Free Product Thickness (feet)	Groundwater Depth BTOC	Groundwater Elevation	Total Well Depth	Screened Interval
18871-MW-03D	9/8/2011	298.51	---	25.19	273.32	60.00	55.00 - 60.00
	1/5/2012		---	35.12	263.39		
	3/27/2012		---	28.90	269.61		
	4/4/2012	553.74	---	29.48	524.26		
	7/18/2012		---	30.50	523.24		
	6/8/2015		---	19.98	533.76		
	5/21/2018		---	17.80	535.94		
	9/17/2019		Not Sampled				
	8/27/2020		Not Sampled				
	04/31/2021		Not Sampled				
	12/3/2025		Not Sampled - Not Accessible				
18871-MW-04	5/11/2009	299.29	---	20.16	279.13	49.00	34.00 - 49.00
	9/8/2011		---	37.20	262.09		
	1/6/2012		---	35.79	263.50		
	3/27/2012		---	27.85	271.44		
	4/4/2012	554.56	---	27.90	526.66		
	7/18/2012		---	32.13	522.43		
	6/8/2015		---	19.95	534.61		
	3/8/2017		---	17.52	537.04		
	5/21/2018		---	18.17	536.39		
	9/18/2019		---	27.85	526.71		
	9/1/2020		---	21.21	533.35		
	4/13/2021		---	9.70	544.86		
	12/3/2025		---	29.92	524.64		
18871-MW-05	8/9/2010	296.16	---	17.35	278.81	25.00	15.00 - 25.00
	7/7/2011		---	23.10	273.06		
	8/22/2011		---	24.92	271.24		
	9/8/2011		---	24.91	271.25		
	1/6/2012		---	24.36	271.80		
	3/27/2012		---	20.22	275.94		
	4/4/2012	551.42	---	19.79	531.63		
	7/18/2012		---	23.46	527.96		
	6/8/2015		---	13.53	537.89		
	3/8/2017		---	8.97	542.45		
	5/21/2018		---	15.37	536.05		
	9/17/2019		Not Sampled				
	9/22/2020		---	18.31	533.11		
	4/13/2021		---	9.76	541.66		
	12/3/2025		---	19.46	531.96		

Prepared By: GPT
Checked By: JAG

TABLE 1

Historical Monitoring Well Construction and Elevation Data

Eddies Pit Stop
US Highway 601 North & Brock Road, Pageland, South Carolina
SCDES UST Permit #18871; Cost Agreement #70688
BLE Project Number 25-26635

Monitoring Well	Date Measured	Top of Casing Elevation	Free Product Thickness (feet)	Groundwater Depth BTOC	Groundwater Elevation	Total Well Depth	Screened Interval
18871-MW-06	8/23/2011	298.58	---	17.35	281.23	35.00	25.00 - 35.00
	8/30/2011		---	23.10	275.48		
	9/8/2011		---	24.92	273.66		
	1/6/2012		---	24.91	273.67		
	3/27/2012		---	24.36	274.22		
	4/4/2012	553.79	---	20.22	533.57		
	7/18/2012		---	19.79	534.00		
	6/8/2015		---	23.46	530.33		
	5/21/2018		---	13.53	540.26		
	9/17/2019		---	8.97	544.82		
	8/31/2020		---	15.37	538.42		
	4/13/2021		---	15.37	538.42		
	12/3/2025		---	16.59	537.20		
18871-MW-07	8/25/2011	298.18	Dry			35.00	24.00 - 34.00
	8/30/2011		Dry				
	9/8/2011		---	33.40	264.78		
	1/6/2012		---	32.39	265.79		
	3/27/2012		---	29.95	268.23		
	4/4/2012	553.42	---	28.02	525.40		
	7/18/2012		---	25.16	528.26		
	6/8/2015		---	13.06	540.36		
	5/21/2018		---	12.29	541.13		
	9/17/2019		Not Sampled				
	8/27/2020		Not Sampled				
	4/13/2021		Not Sampled				
	12/3/2025		Paved Over - Not Measured				
18871-MW-08	8/29/2011	297.50	Dry			35.00	25.00 - 35.00
	9/8/2011		Dry				
	1/6/2012		---	32.85	264.65		
	3/27/2012		---	27.32	270.18		
	4/4/2012	552.76	---	27.05	525.71		
	7/18/2012		---	28.91	523.85		
	6/8/2015		---	18.33	534.43		
	3/8/2017		---	17.56	535.20		
	5/21/2018		---	18.05	534.71		
	9/18/2019		---	19.74	533.02		
	8/31/2020		---	20.02	532.74		
	4/13/2021		---	9.07	543.69		
	12/3/2025		---	26.94	525.82		

Prepared By: GPT
Checked By: JAG

TABLE 1

Historical Monitoring Well Construction and Elevation Data

Eddies Pit Stop
US Highway 601 North & Brock Road, Pageland, South Carolina
SCDES UST Permit #18871; Cost Agreement #70688
BLE Project Number 25-26635

Monitoring Well	Date Measured	Top of Casing Elevation	Free Product Thickness (feet)	Groundwater Depth BTOC	Groundwater Elevation	Total Well Depth	Screened Interval
18871-MW-08D	9/8/2011	297.35	---	25.35	272.00	60.00	55.00 - 60.00
	1/5/2012		---	34.24	263.11		
	3/27/2012		---	26.12	271.23		
	4/4/2012	552.53	---	26.07	526.46		
	7/18/2012		---	31.30	521.23		
	6/8/2015		---	18.93	533.60		
	5/21/2018		---	16.00	536.53		
	9/18/2019		---	26.12	526.41		
	8/31/2020		---	20.71	531.82		
	4/12/2021		---	9.10	543.43		
	12/3/2025		---	28.47	524.06		
18871-MW-09	8/26/2011	299.74	Dry			35.00	24.00 - 34.00
	8/30/2011		Dry				
	9/8/2011		---	33.93	265.81		
	1/6/2012		---	33.60	266.14		
	3/27/2012		---	30.65	269.09		
	4/4/2012	554.89	---	29.12	525.77		
	7/18/2012		---	29.89	525.00		
	6/8/2015		---	18.96	535.93		
	5/21/2018		---	20.91	533.98		
	9/17/2019		Not Sampled				
	8/27/2020		Not Sampled				
	4/13/2021		Not Sampled				
	12/3/2025		---	26.04	528.85		
18871-MW-10	8/27/2011	299.54	Dry			35.00	25.00 - 35.00
	9/8/2011		---	34.40	265.14		
	1/6/2012		---	34.50	265.04		
	3/27/2012		---	24.57	274.97		
	4/4/2012	554.79	---	24.79	530.00		
	7/18/2012		---	28.71	526.08		
	6/8/2015		---	15.82	538.97		
	5/21/2018		---	13.68	541.11		
	9/18/2019		---	24.41	530.38		
	9/1/2020		---	16.07	538.72		
	4/13/2021		---	11.60	543.19		
	12/3/2025		Paved Over - Not Measured				

Prepared By: GPT
Checked By: JAG

TABLE 1

Historical Monitoring Well Construction and Elevation Data

Eddies Pit Stop
US Highway 601 North & Brock Road, Pageland, South Carolina
SCDES UST Permit #18871; Cost Agreement #70688
BLE Project Number 25-26635

Monitoring Well	Date Measured	Top of Casing Elevation	Free Product Thickness (feet)	Groundwater Depth BTOC	Groundwater Elevation	Total Well Depth	Screened Interval
18871-MW-11	1/6/2012	293.42	---	32.00	261.42	35.00	19.50 - 34.50
	3/27/2012		---	21.35	272.07		
	4/4/2012	554.79	---	21.50	533.29		
	7/18/2012		---	26.40	528.39		
	6/8/2015		---	12.49	542.30		
	5/22/2018		---	13.85	540.94		
	9/18/2019		---	21.85	532.94		
	9/1/2020		---	14.21	540.58		
	4/13/2021		---	4.61	550.18		
	12/3/2025		---	24.47	530.32		
18871-MW-12	1/6/2012	290.46	---	26.05	264.41	35.00	20.00 - 35.00
	3/27/2012		---	17.69	272.77		
	4/4/2012	545.68	---	21.50	524.18		
	7/18/2012		---	23.18	522.50		
	6/8/2015		---	7.47	538.21		
	3/8/2017		---	8.21	537.47		
	5/21/2018		---	9.89	535.79		
	9/18/2019		---	19.25	526.43		
	9/1/2020		---	10.99	534.69		
	4/12/2021		---	2.69	542.99		
	12/3/2025		Not Located/Not Accessible				
18871-MW-13	1/6/2012	289.98	---	27.90	262.08	35.00	20.00 - 35.00
	3/27/2012		---	17.45	272.53		
	4/4/2012	545.20	---	16.90	528.30		
	7/18/2012		---	22.32	522.88		
	6/8/2015		---	11.81	533.39		
	5/22/2018		---	9.52	535.68		
	9/17/2019		Not Sampled				
	9/22/2020		---	10.25	534.95		
	4/13/2021		---	3.00	542.20		
	12/3/2025		---	22.16	523.04		
18871-MW-14	1/6/2012	291.24	---	30.72	260.52	35.00	20.00 - 35.00
	3/27/2012		---	19.34	271.90		
	4/4/2012	546.48	---	20.76	525.72		
	7/18/2012		---	22.52	523.96		
	6/8/2015		---	13.71	532.77		
	5/21/2018		---	11.01	535.47		
	9/18/2019		---	20.41	526.07		
	9/1/2020		---	16.10	530.38		
	4/13/2021		---	4.19	542.29		
	12/3/2025		---	22.45	524.03		

Prepared By: GPT
Checked By: JAG

TABLE 1

Historical Monitoring Well Construction and Elevation Data

Eddies Pit Stop
US Highway 601 North & Brock Road, Pageland, South Carolina
SCDES UST Permit #18871; Cost Agreement #70688
BLE Project Number 25-26635

Monitoring Well	Date Measured	Top of Casing Elevation	Free Product Thickness (feet)	Groundwater Depth BTOC	Groundwater Elevation	Total Well Depth	Screened Interval
18871-MW-15	4/4/2012	545.77	---	25.45	520.32	32.00	17.00 - 32.00
	7/18/2012		---	23.52	522.25		
	6/8/2015		---	12.88	532.89		
	5/21/2018		---	10.59	535.18		
	9/18/2019		---	20.00	525.77		
	9/1/2020		---	15.88	529.89		
	4/13/2021		---	3.78	541.99		
	12/3/2025		---	21.97	523.80		
18871-MW-15D	4/4/2012	545.89	---	18.11	527.78	60.00	55.00 - 60.00
	7/18/2012		---	23.86	522.03		
	6/8/2015		---	14.60	531.29		
	5/21/2018		---	10.00	535.89		
	9/18/2019		---	19.97	525.92		
	8/31/2020		---	14.68	531.21		
	4/13/2021		---	3.85	542.04		
	12/3/2025		---	21.71	524.18		
18871-MW-16	4/4/2012	546.47	---	19.02	527.45	32.00	17.00 - 32.00
	7/18/2012		---	24.20	522.27		
	6/8/2015		---	13.50	532.97		
	5/21/2018		---	11.03	535.44		
	9/18/2019		---	20.15	526.32		
	8/31/2020		---	15.55	530.92		
	4/13/2021		---	4.36	542.11		
	12/3/2025		---	22.12	524.35		
18871-MW-16D	4/4/2012	546.59	---	19.70	526.89	60.00	55.00 - 60.00
	7/18/2012		---	24.47	522.12		
	6/8/2015		---	13.95	532.64		
	5/21/2018		---	11.00	535.59		
	9/18/2019		---	20.60	525.99		
	8/31/2020		---	14.85	531.74		
	4/13/2021		---	4.46	542.13		
	12/3/2025		---	22.77	523.82		
18871-MW-17	4/4/2012	554.33	---	20.39	533.94	35.00	20.00 - 35.00
	7/18/2012		---	21.53	532.80		
	6/8/2015		---	12.58	541.75		
	5/21/2018		---	11.53	542.80		
	9/17/2019		---	19.70	534.63		
	8/31/2020		---	14.56	539.77		
	4/13/2021		---	7.78	546.55		
	12/3/2025		---	5.42	548.91		

Prepared By: GPT
Checked By: JAG

TABLE 1

Historical Monitoring Well Construction and Elevation Data

Eddies Pit Stop
US Highway 601 North & Brock Road, Pageland, South Carolina
SCDES UST Permit #18871; Cost Agreement #70688
BLE Project Number 25-26635

Monitoring Well	Date Measured	Top of Casing Elevation	Free Product Thickness (feet)	Groundwater Depth BTOC	Groundwater Elevation	Total Well Depth	Screened Interval
18871-MW-17D	4/4/2012	554.30	---	27.54	526.76	60.00	55.00 - 60.00
	7/18/2012		---	31.37	522.93		
	6/8/2015		---	19.50	534.80		
	5/21/2018		---	18.10	536.20		
	9/17/2019		---	27.08	527.22		
	8/31/2020		---	19.04	535.26		
	4/13/2021		---	10.09	544.21		
	12/3/2025		---	15.50	538.80		
18871-MW-18	4/4/2012	546.56	---	19.65	526.91	32.00	17.00 - 32.00
	7/18/2012		---	23.90	522.66		
	6/8/2015		---	14.38	532.18		
	5/21/2018		---	10.00	536.56		
	9/18/2019		---	19.80	526.76		
	8/31/2020		---	14.56	532.00		
	4/13/2021		---	2.88	543.68		
	12/3/2025		---	22.19	524.37		
18871-MW-18D	4/4/2012	546.27	---	19.17	527.10	60.00	55.00 - 60.00
	7/18/2012		---	23.17	523.10		
	6/8/2015		---	12.26	534.01		
	5/21/2018		---	10.00	536.27		
	9/18/2019		---	19.75	526.52		
	8/31/2020		---	14.48	531.79		
	4/13/2021		---	2.75	543.52		
	12/3/2025		---	21.60	524.67		
18871-MW-19	4/4/2012	544.53	---	18.50	526.03	32.00	17.50 - 27.50
	7/18/2012		---	22.53	522.00		
	6/8/2015		---	12.88	531.65		
	5/21/2018		---	10.18	534.35		
	9/18/2019		---	19.48	525.05		
	8/31/2020		---	14.90	529.63		
	4/13/2021		---	3.68	540.85		
	12/3/2025		---	22.55	521.98		
18871-MW-19D	4/4/2012	544.11	---	16.20	527.91	60.00	55.00 - 60.00
	7/18/2012		---	22.41	521.70		
	6/8/2015		---	12.41	531.70		
	5/21/2018		---	10.00	534.11		
	9/18/2019		---	19.16	524.95		
	8/31/2020		---	14.89	529.22		
	4/13/2021		---	3.26	540.85		
	12/3/2025		---	21.67	522.44		

Prepared By: GPT
Checked By: JAG

TABLE 1

Historical Monitoring Well Construction and Elevation Data

Eddies Pit Stop
US Highway 601 North & Brock Road, Pageland, South Carolina
SCDES UST Permit #18871; Cost Agreement #70688
BLE Project Number 25-26635

Monitoring Well	Date Measured	Top of Casing Elevation	Free Product Thickness (feet)	Groundwater Depth BTOC	Groundwater Elevation	Total Well Depth	Screened Interval
18871-MW-20	7/18/2012	556.55	---	27.02	529.53	35.00	25.00 - 35.00
	6/8/2015		---	15.63	540.92		
	5/21/2018		---	15.92	540.63		
	9/17/2019		---	25.39	531.16		
	8/31/2020		---	20.31	536.24		
	4/13/2021		---	9.92	546.63		
	12/3/2025		Paved Over - Not Measured				
18871-MW-20D	7/18/2012	556.66	---	33.31	523.35	60.00	55.00 - 60.00
	6/8/2015		---	18.86	537.80		
	5/21/2018		---	17.00	539.66		
	9/17/2019		---	26.85	529.81		
	8/31/2020		---	22.63	534.03		
	4/13/2021		---	10.11	546.55		
	12/3/2025		---	30.56	526.10		
18871-MW-21	7/18/2012	555.73	---	24.72	531.01	60.00	55.00 - 60.00
	6/8/2015		---	16.04	539.69		
	5/21/2018		Paved Over				
	12/3/2025		Paved Over - Not Measured				
18871-MW-21D	7/18/2012	555.75	---	32.83	523.83	60.00	55.00 - 60.00
	6/8/2015		---	14.09	542.57		
	5/21/2018		---	17.62	539.04		
	9/17/2019		---	26.59	530.07		
	8/31/2020		---	18.61	538.05		
	4/13/2021		Paved Over				
	12/3/2025		Paved Over - Not Measured				
18871-MW-22	7/18/2012	555.29	---	31.34	523.95	35.00	25.00 - 35.00
	6/8/2015		---	18.11	537.18		
	5/21/2018		---	16.33	538.96		
	9/18/2019		---	24.90	530.39		
	8/31/2020		---	19.89	535.40		
	4/13/2021		---	7.80	547.49		
	12/3/2025		Paved Over - Not Measured				
18871-MW-22D	7/18/2012	554.98	---	32.23	522.75	60.00	55.00 - 60.00
	6/8/2015		---	19.10	535.88		
	5/21/2018		---	15.76	539.22		
	9/17/2019		---	26.64	528.34		
	8/31/2020		---	21.10	533.88		
	4/13/2021		---	9.12	545.86		
	12/3/2025		Paved Over - Not Measured				

Prepared By: GPT
Checked By: JAG

TABLE 1

Historical Monitoring Well Construction and Elevation Data

Eddies Pit Stop
US Highway 601 North & Brock Road, Pageland, South Carolina
SCDES UST Permit #18871; Cost Agreement #70688
BLE Project Number 25-26635

Monitoring Well	Date Measured	Top of Casing Elevation	Free Product Thickness (feet)	Groundwater Depth BTOC	Groundwater Elevation	Total Well Depth	Screened Interval
18871-RW-01	6/2/2016	553.32	---	12.25	541.07	25.00	10.00 - 25.00
	3/8/2017		---	12.26	541.06		
	5/21/2018		---	12.22	541.10		
	9/17/2019		Not Sampled				
	8/27/2020		Not Sampled				
	4/13/2021		Not Sampled				
	12/3/2025		---	17.07	536.25		
18871-RW-02	6/2/2016	553.57	---	32.23	521.34	25.00	10.00 - 25.00
	3/8/2017		---	19.10	534.47		
	5/21/2018		---	15.76	537.81		
	9/17/2019		Not Sampled				
	8/27/2020		Not Sampled				
	4/13/2024		Not Sampled				
	12/3/2025		Paved Over - Not Measured				

NOTES:

Measurements are in feet; elevations are relative to top of casing elevations.

Monitoring well construction data and groundwater data collected prior to Feb. 2020 obtained from historical documents provided by the SCDES.

BTOC - below top of casing

NA - Not Available

NL - Not Located

Prepared By: GPT
Checked By: JAG

TABLE 2A

Historical Laboratory Analytical Data
Eddies Pit Stop
US Highway 601 North & Brock Road, Pageland, South Carolina
SCDES UST Permit #18871; Cost Agreement #70688
BLE Project Number 25-26635

Monitoring Well	Date Sampled	Benzene (µg/l)	Toluene (µg/l)	Ethylbenzene (µg/l)	Xylenes (µg/l)	MTBE (µg/l)	Naphthalene (µg/l)	EDB (µg/l)	1,2-DCA (µg/l)
SCDES RBSL		5	1,000	700	10,000	40	25	0.05	5
18871-MW-01	5/11/2009	**3,250**	**265**	**1,580**	**5,160**	<3.89	**841**	**1.7**	NA
	1/6/2012	**3,020**	**722**	**1,080**	**7,510**	<4.20	**773**	**2.9**	**57.5**
	4/5/2012	**2,740**	**378**	**1,940**	**9,660**	<3.36	**1,122**	**0.68**	**73.7**
	7/19/2012	**2,520**	**295**	**1,280**	**5,710**	<1.21	**663**	**0.986**	**60.9**
	6/11/2015	**1,040**	**178**	**1,200**	**4,180**	<0.180	**960**	**2.94**	**34.4**
	3/8/2017	**0.72 J**	<0.30	<0.36	<0.72	<0.23	<1.0	**0.017**	<0.31
	5/22/2018	**1,420**	**121**	**1,110**	**3,930**	<4.6	**625**	**5.7**	**32.1**
	9/19/2019	**1,030**	**35**	**241**	**761**	<2.3	**65.8**	**3.7**	**25.8**
	9/1/2020	**1,500**	**110**	**1,400**	**4,500**	<0.37	**790**	**1.5**	**23.0**
	4/14/2021	**480**	**31**	**540**	**1,720**	<0.23	**280**	**0.579**	<0.2
	12/4/2025	**1,300**	**120**	**2,100**	**5,800**	<10	**970**	**2.9**	**26**
18871-MW-02	5/11/2009	**2,290**	**73.6**	**699**	**2,140**	<1.94	**186**	**0.385**	NA
	1/6/2012	**4,210**	**262**	**1,390**	**6,280**	<3.36	**968**	**1.02**	**113**
	4/5/2012	**2,740**	**378**	**1,940**	**9,660**	<3.36	**1,120**	**0.682**	**73.7**
	7/17/2012	**3940**	**146**	**1,100**	**4,250**	<1.51	**604**	**0.21**	**122**
	6/8/2015	**Free Product (0.02 feet)**							
	3/8/2017	**Free Product (0.03 feet)**							
	5/22/2018	**3,030**	**105**	**394**	**3,880**	<11	**805**	**3.80**	**68.5**
	9/17/2019	Not Sampled							
	8/31/2020	Not Sampled							
	4/13/2021	Not Sampled							
	12/3/2025	Not Accessible							
18871-MW-03	5/11/2009	**290**	**63.5**	**154**	**217**	<0.194	**39.6**	<0.0035	NA
	1/6/2012	**138**	<0.155	**47.2**	**40.9**	<0.168	**105**	<0.0032	<0.242
	4/5/2012	**148**	**1.16**	**40.7**	<0.176	<0.084	**73**	<0.0029	<0.121
	7/17/2012	**91.6**	**0.408J**	**48.9**	**5.71**	<0.06	**74.6**	<0.0029	1.26
	6/9/2015	**88.7**	<0.14	**32.7**	**1.98**	<0.180	**59.1**	<0.00626	<0.180
	3/8/2017	Not Sampled							
	5/22/2018	**1.4**	<0.30	<0.36	<0.72	<0.23	<1.0	<0.0091	<0.31
	9/17/2019	Not Sampled							
	8/31/2020	Not Sampled							
	4/13/2021	Not Sampled							
	12/3/2025	Not Accessible							
18871-MW-03D	1/5/2012	**165**	<0.388	**42.3**	**20.1**	<0.42	**56.7**	<0.0032	**23.7**
	4/5/2012	**405**	**10.7**	**115**	**83.3**	<0.42	**73**	<0.0029	**28**
	7/17/2012	**248.0**	**4.08J**	**71.9**	**43.6**	<0.302	**51.2**	<0.0029	**24.3**
	6/9/2015	**10.1**	<0.140	**1.23**	**1.03**	<0.180	**2.78**	<0.00619	**13.1**
	5/22/2018	**1.5**	<0.30	**0.51J**	<0.72	<0.23	<1.0	<0.0094	**27.3**
	9/17/2019	Not Sampled							
	8/31/2020	Not Sampled							
	4/13/2021	Not Sampled							
	12/3/2025	Not Accessible							
18871-MW-04	5/11/2009	**75.8**	<0.082	**14**	**200**	**1.16**	**16.7**	**0.042**	NA
	1/6/2012	**324**	<0.155	**32.6**	**437**	<0.168	**126**	**0.077**	<0.242
	4/5/2012	**98.3**	<0.078	**26.6**	**71.6**	<0.084	**94.4**	<1.11	<0.121
	7/18/2012	**263**	<0.254	**83.7**	**361**	<0.121	**146**	**0.033**	**4.97**
	6/11/2015	**27.2**	**3.03**	**148**	**637**	<0.18	**180**	**0.0314**	<0.180
	3/8/2017	**45.4**	**8.70**	**273**	**1,150**	<0.57	**193**	**0.13**	**0.91 J**
	5/22/2018	**47.4**	**7.0**	**214**	**823**	<0.23	**202**	**0.088**	**0.77 J**
	9/19/2019	**72.6**	**1.6J**	**144**	**516**	<0.57	**153**	**0.110**	**1.8 J**
	9/1/2020	**34.0**	**7.3**	**230**	**770**	<0.37	**220**	**0.053**	<0.42
	4/14/2021	Well Obstructed							
	12/4/2025	**49.0**	**4.4**	**240**	**800**	<1.0	**270**	**0.041**	**2.0**

Prepared By: GPT
Checked By: JAG

TABLE 2A

Historical Laboratory Analytical Data
Eddies Pit Stop
US Highway 601 North & Brock Road, Pageland, South Carolina
SCDES UST Permit #18871; Cost Agreement #70688
BLE Project Number 25-26635

Monitoring Well	Date Sampled	Benzene (µg/l)	Toluene (µg/l)	Ethylbenzene (µg/l)	Xylenes (µg/l)	MTBE (µg/l)	Naphthalene (µg/l)	EDB (µg/l)	1,2-DCA (µg/l)
SCDES RBSL		5	1,000	700	10,000	40	25	0.05	5
18871-MW-05	8/9/2010	**166**	**44.4**	**539**	**1,070**	<0.517	**307**	**0.269**	NA
	1/6/2012	**125**	**25.7**	**630**	**1,260**	<0.839	**334**	<0.0032	<0.121
	4/5/2012	**93.7**	**26.6**	**497**	**943**	<0.839	**242**	<0.0029	<0.121
	7/19/2012	**70.6**	**12.9**	**214**	**388**	<0.121	**154**	<0.0029	<0.238
	6/11/2015	**141**	**53.0**	**966**	**2,480**	<0.180	**1,180**	**0.317**	<0.180
	3/8/2017	**219**	**197**	**736**	**2,340**	<1.1	**414**	**0.47**	**3.0 J**
	5/22/2018	**684**	**48**	**274**	**2,130**	<2.3	**298**	**1.7**	**22**
	9/17/2019	Not Sampled							
	9/22/2020	**650**	**790**	**1,400**	**6,800**	<0.37	**670**	**2.19**	**9.8**
	4/14/2021	**140**	**59**	**680**	**1,990**	<0.23	**370**	**0.164**	<0.20
	12/4/2025	**350**	**290**	**1,600**	**6,700**	<1.0	**890**	**0.58**	**6.7**
18871-MW-05 DUP-01	12/4/2025	**330**	**280**	**1,500**	**6,400**	<5.0	**840**	**0.63**	**5.6**
18871-MW-06	1/6/2012	<0.049	<0.078	<0.18	**1.37 J**	<0.084	**6.42**	<0.0032	<0.121
	4/5/2012	<0.049	<0.078	<0.18	<0.176	<0.084	**6.49**	<0.0029	<0.121
	7/18/2012	<0.099	<0.127	<0.119	<0.384	<0.06	**7.11**	<0.0029	<0.119
	6/8/2015	<0.160	<0.140	<0.190	<0.200	<0.180	<0.220	<0.00627	<0.180
	5/21/2018	<0.31	<0.30	<0.36	<0.72	<0.23	<1.0	<0.0093	<0.31
	9/17/2019	<0.31	<0.30	<0.36	<0.72	<0.23	<1.0	<0.0095	<0.31
	8/31/2020	<0.39	<0.31	<0.38	<0.78	<0.37	<0.67	<0.008	<0.42
	4/13/2021	<0.38	<0.45	<0.55	<0.9	<0.23	<0.85	<0.008	<0.20
	12/3/2025	<1.0	<1.0	<1.0	<1.0	<1.0	<5.0	<0.020	<1.0
18871-MW-07	1/6/2012	<0.049	<0.078	<0.18	<0.123	<0.084	<0.175	<0.0032	<0.121
	4/5/2012	<0.049	<0.078	<0.18	<0.176	<0.084	**3.46 J**	<0.0029	<0.121
	7/17/2012	<0.099	<0.127	<0.119	<0.384	<0.06	<0.065	<0.119	<0.0029
	6/9/2015	**1.01**	<0.140	<0.190	<0.200	<0.180	<0.220	<0.00612	<0.180
	5/22/2018	<0.31	<0.30	<0.36	<0.72	<0.23	<1.0	<0.00925	<0.31
	9/17/2019	Not Sampled							
	8/31/2020	Not Sampled							
	4/13/2021	Not Sampled							
	12/3/2025	Paved Over - Not Sampled							
18871-MW-08	1/6/2012	**970**	**31.6**	**262**	**450**	<0.839	**91.1**	<0.0032	<1.21
	4/5/2012	**1,000**	**86.4**	**828**	**2,420**	<1.68	**389**	<0.0029	**8.66 J**
	7/19/2012	**1,040**	**117**	**962**	**3,060**	<0.604	**450**	<0.0029	**7.11 J**
	6/12/2015	**567**	**25.7**	**689**	**909**	<0.180	**368**	**0.014**	<0.180
	3/8/2017	**476**	**25.5**	**654**	**1,820**	<2.3	**503**	**0.042**	**4.6 J**
	5/22/2018	**658**	**10.7**	**835**	**1,330**	<2.3	**527**	**0.024**	<3.1
	9/18/2019	**605**	**9 J**	**1,230**	**1,460**	<2.3	**609**	<0.0096	<3.1
	8/31/2020	**780**	**2.7**	**720**	**466**	<0.37	**240**	<0.008	<0.42
	4/14/2021	**260**	**1.2 I**	**86**	**340**	<0.23	**140**	<0.008	<0.2
	12/4/2025	**440**	**7.2**	**1,300**	**1,100**	<1.0	**880**	<0.020	<1.0
18871-MW-08 DUP-02	12/4/2025	**410**	**6.1**	**1,200**	**1,100**	<5.0	**580**	<0.020	<5.0
18871-MW-08D	1/5/2012	<0.049	<0.078	<0.18	<0.123	<0.084	**5.21**	<0.0032	**1.34**
	4/5/2012	<0.049	<0.078	<0.18	<0.176	<0.084	<0.175	<0.0029	<0.121
	7/19/2012	<0.099	<0.127	**1.48**	**4.59**	<0.06	**5.24**	<0.0029	<0.119
	6/10/2015	**2.65**	<0.140	<0.190	<0.200	<0.180	<0.220	<00632	**2.28**
	5/22/2018	<0.31	<0.30	<0.36	<0.72	<0.23	<1.0	0.012	<0.31
	9/19/2019	<0.31	<0.30	<0.36	<0.72	**0.62 J**	<1.0	<0.0095	**0.76 J**
	8/31/2020	<0.39	<0.31	<0.38	<0.78	<3.7	<0.67	<0.008	<0.42
	4/14/2021	**1.4 I**	**1.1 I**	<0.55	<0.9	**1.1 I**	<0.85	<0.008	<0.2
	12/4/2025	<1.0	<1.0	<1.0	<1.0	<1.0	<5.0	<0.020	<1.0

Prepared By: GPT
Checked By: JAG

TABLE 2A

Historical Laboratory Analytical Data
Eddies Pit Stop
US Highway 601 North & Brock Road, Pageland, South Carolina
SCDES UST Permit #18871; Cost Agreement #70688
BLE Project Number 25-26635

Monitoring Well	Date Sampled	Benzene (µg/l)	Toluene (µg/l)	Ethylbenzene (µg/l)	Xylenes (µg/l)	MTBE (µg/l)	Naphthalene (µg/l)	EDB (µg/l)	1,2-DCA (µg/l)
SCDES RBSL		5	1,000	700	10,000	40	25	0.05	5
18871-MW-09	1/6/2012	<0.049	<0.078	<0.18	<0.123	<0.084	<0.175	<0.0032	<0.121
	4/5/2012	<0.049	<0.078	<0.18	<0.176	<0.084	<0.175	<0.0029	<0.12
	7/17/2012	<0.099	<0.127	<0.119	<0.384	<0.06	<0.065	<0.0029	<0.119
	6/9/2015	**1.23**	<0.140	<0.190	<0.200	**2.77**	<0.220	**0.0115**	**0.49**
	5/22/2018	**0.42 J**	<0.30	<0.36	<0.72	**2.60**	**1.5 J**	<0.0093	**0.60 J**
	9/17/2019	Not Sampled							
	8/31/2020	Not Sampled							
	4/13/2021	Not Sampled							
	12/3/2025	**19**	<1.0	<1.0	**3.5**	**6.8**	**5.0**	<0.020	**1.2**
18871-MW-10	1/6/2012	**26.3**	<0.078	**11.4**	**21.8**	**48.4**	**5.34**	**0.015**	<0.121
	4/5/2012	**2,150**	<3.1	**194**	**933**	**259**	**263**	**0.268**	**57.5**
	7/18/2012	**2,680**	<3.18	**148**	**1,150**	**276**	**200**	**0.1**	**68.3**
	6/15/2015	**1,820**	**6.93**	**635**	**1,700**	**200**	**382**	**2.13**	**48.2**
	5/21/2018	**2,640**	<15	**756**	**1,780**	**169**	**327**	**1.4**	**45.9 J**
	9/18/2019	**2,640**	<15	**733**	**1,810**	<11	**388**	**1.0**	**41.6 J**
	9/1/2020	**3,200**	**7.4**	**960**	**2,190**	**130**	**440**	**1.11**	**34.0**
	4/13/2021	**2,400**	**2.9 I**	**360**	**910**	**140**	**210**	**0.773**	<0.2
	12/3/2025	Paved Over - Not Sampled							
18871-MW-11	1/6/2012	<0.049	<0.078	<0.18	<0.123	<0.084	<0.175	<0.0032	<0.121
	4/5/2012	<0.049	<0.078	<0.18	<0.176	<0.084	<0.175	<0.0029	<0.121
	7/18/2012	<0.099	<0.127	<0.119	<0.384	<0.06	**2.15 J**	<0.0029	<0.119
	6/9/2015	<0.160	<0.140	<0.190	<0.200	<0.180	<0.220	<0.00630	<0.180
	5/22/2018	<0.31	<0.30	<0.36	<0.72	<0.23	<1.0	<0.0093	<0.31
	9/18/2019	<0.31	<0.30	<0.36	<0.72	<0.23	<1.0	<0.0096	<0.31
	9/1/2020	<0.39	<0.31	<0.38	<0.78	<0.37	<0.67	**0.024**	<0.42
	5/14/2021	<0.38	<0.45	<0.55	<0.9	<0.23	<0.85	<0.008	<0.20
	12/4/2025	<1.0	<1.0	<1.0	<1.0	<1.0	<5.0	<0.020	<1.0
18871-MW-12	1/6/2012	**3,140**	<2.0	<2.0	<6.0	12.8	<10.0	<0.01	<10.0
	4/5/2012	**2,980**	<0.076	<0.065	<0.183	**1.700**	<0.118	NT	NT
	7/20/2012	**5,580**	**1.76**	**8.21**	**4.45**	**3.27**	**11.8**	<0.00589	<0.18
	6/11/2015	**4,540**	**2.63**	**27.70**	**5.86**	**5.65**	**56.9**	NT	<0.18
	3/8/2017	**5,550**	<0.3	<0.36	<0.72	<0.23	<1.0	NT	**0.31**
	5/22/2018	**5,010**	<1.0	<1.0	<1.0	<1.0	**9.1**	NT	<1.0
	9/19/2019	**4,510**	<1.0	<1.0	<1.0	<1.0	<1.0	NT	<1.0
	9/1/2020	**1,400**	<1.0	<1.0	<1.0	<1.0	<1.0	NT	<1.0
	4/15/2021	**1,100**	<1.0	<1.0	<1.0	<1.0	<1.0	NT	<1.0
	12/3/2025	Not Accessible							
18871-MW-13	1/6/2012	**56**	<0.388	<0.9	**4.56 J**	<0.42	**33.5**	<0.0032	**10.7**
	4/5/2012	<0.049	<0.078	<0.18	<0.176	<0.084	<0.175	<0.0029	**1.34**
	7/20/2012	**0.584 J**	<0.127	0.522 J	**10.20**	<0.06	**4.14 J**	<0.0029	<0.119
	6/8/2015	Not Sampled - Well Blocked							
	5/22/2018	<0.31	<0.30	<0.36	<0.72	<0.23	<1.0	<0.0093	<0.31
	9/17/2019	Not Sampled - Well Blocked							
	9/22/2020	<0.39	<0.31	<0.38	<1.15	<0.37	<0.67	<0.008	<0.42
	4/15/2021	<0.38	<0.45	<0.55	**1.21 I**	<0.23	**1.3 I**	<0.008	<0.2
	12/4/2025	<1.0	<1.0	<1.0	<1.0	<1.0	<5.0	<0.020	<1.0
18871-MW-14	1/6/2012	**5.73**	**7.77**	<0.18	<0.123	<0.084	**5.6**	<0.0032	**1.74**
	4/5/2012	<0.049	<0.078	<0.18	<0.176	<0.084	<0.175	<0.0029	<0.121
	7/19/2012	<0.099	<0.127	<0.119	<0.384	<0.06	<0.065	<0.0029	<0.119
	6/11/2015	**20.1**	<0.140	**3.54**	<0.200	<0.180	**1.91**	**0.0148**	**1.46**
	5/22/2018	<0.31	<0.30	<0.36	<0.72	<0.23	<1.0	<0.0093	<0.31
	9/18/2019	**16.0**	<0.30	**10.60**	**1.3 J**	<0.23	**3.5 J**	<0.0096	**2.7**
	9/1/2020	**31.0**	<0.31	**27.0**	**3.3 I**	<0.37	**13.0**	<0.008	**2.9**
	4/14/2021	**52.0**	**0.89 I**	**4.1 I**	**7.3**	**1.3 I**	**2.4 I**	<0.008	**5.4**
	12/4/2025	<1.0	<1.0	<1.0	<1.0	<1.0	<5.0	<0.020	<1.0

Prepared By: GPT
Checked By: JAG

TABLE 2A

Historical Laboratory Analytical Data

Eddies Pit Stop
US Highway 601 North & Brock Road, Pageland, South Carolina
SCDES UST Permit #18871; Cost Agreement #70688
BLE Project Number 25-26635

Monitoring Well	Date Sampled	Benzene (µg/l)	Toluene (µg/l)	Ethylbenzene (µg/l)	Xylenes (µg/l)	MTBE (µg/l)	Naphthalene (µg/l)	EDB (µg/l)	1,2-DCA (µg/l)
SCDES RBSL		5	1,000	700	10,000	40	25	0.05	5
18871-MW-15	4/5/2012	<0.049	<0.078	<0.18	<0.176	<0.084	<0.175	<0.0029	<0.121
	7/20/2012	<0.099	<0.127	<0.119	<0.384	<0.06	<0.065	<0.0029	<0.119
	6/9/2015	<0.160	<0.140	<0.190	<0.200	<0.180	<0.220	<0.00620	<0.180
	5/22/2018	<0.31	<0.30	<0.36	<0.72	<0.23	<1.0	**0.026**	<0.31
	9/18/2019	**3.20**	<0.30	<0.36	<0.72	<0.23	<1.0	<0.0096	**1.40**
	8/31/2020	<0.39	<0.31	<0.38	<0.78	<0.37	<0.67	<0.008	<0.42
	4/14/2021	<0.38	<0.45	<0.55	<0.9	<0.23	<0.85	<0.008	<0.20
	12/3/2025	<1.0	<1.0	<1.0	<1.0	<1.0	<5.0	<0.020	<1.0
18871-MW-15D	4/5/2012	**5.95**	<0.078	**6.3**	**10.9**	<0.084	**5.91**	<0.0029	<0.121
	7/19/2012	**9.42**	<0.127	**1.50**	<0.384	<0.06	**3.93 J**	<0.0029	**6.78**
	6/9/2015	**31.7**	**2.70**	**10.5**	**15.8**	<0.180	**11.9**	<0.00627	**3.20**
	5/22/2018	<0.31	<0.30	<0.36	<0.72	<0.23	<1.0	<0.0093	<0.31
	9/18/2019	<0.31	<0.30	<0.36	<0.72	<0.23	<1.0	<0.0097	<0.31
	8/31/2020	<0.39	<0.31	<0.38	<0.78	<0.37	<0.67	<0.008	<0.42
	4/14/2021	<0.38	<0.45	<0.55	<0.9	<0.23	<0.85	<0.008	<0.20
	12/3/2025	<1.0	<1.0	<1.0	<1.0	<1.0	<5.0	<0.020	<1.0
18871-MW-16	4/5/2012	<0.049	<0.078	<0.18	<0.176	<0.084	<0.175	<0.0029	<0.121
	7/19/2012	<0.099	<0.127	<0.119	<0.384	<0.06	<0.065	<0.0029	<0.119
	6/11/2015	<0.160	<0.140	<0.190	<0.200	<0.180	<0.220	<0.00619	<0.180
	5/22/2018	<0.31	<0.30	<0.36	<0.72	<0.23	<1.0	<0.0092	<0.31
	9/18/2019	<0.31	<0.30	<0.36	<0.72	<0.23	<1.0	<0.0092	<0.31
	8/31/2020	<0.39	<0.31	<0.38	<0.78	<0.37	<0.67	<0.008	<0.42
	4/14/2021	<0.38	<0.45	<0.55	<0.9	<0.23	<0.85	<0.008	<0.20
	12/4/2025	<1.0	<1.0	<1.0	<1.0	<1.0	<5.0	<0.020	<1.0
18871-MW-16D	4/5/2012	**15.9**	<0.078	**6.1**	**12.6**	<0.084	**6.32**	<0.0029	<0.121
	7/19/2012	**7.7**	<0.127	<0.119	**2.54 J**	<0.06	**2.46 J**	<0.0029	**0.942 J**
	6/10/2015	**32.9**	**1.16**	**9.2**	**20.20**	<0.180	**8.58**	<0.00646	**6.61**
	5/22/2018	<0.31	<0.30	<0.36	<0.72	<0.23	<1.0	**0.019**	**1.9**
	9/18/2019	<0.31	<0.30	<0.36	<0.72	<0.23	<1.0	<0.0097	<0.31
	8/31/2020	**1.4**	<0.31	**1.5**	<1.38	<0.37	<0.67	<0.008	**2.2**
	4/14/2021	<0.38	**0.69 I**	<0.55	<0.9	**1.4 I**	<0.85	<0.008	**0.95 I**
	12/4/2025	**1.4**	<1.0	<1.0	<1.0	<1.0	<5.0	<0.020	<1.0
18871-MW-17	4/5/2012	<0.049	<0.078	<0.18	<0.176	<0.084	<0.175	<0.0029	<0.121
	7/18/2012	<0.099	<0.127	<0.119	<0.384	<0.06	<0.065	<0.0029	<0.119
	6/8/2015	<0.160	<0.140	<0.190	<0.200	<0.180	<0.220	<0.00613	<0.180
	5/21/2018	<0.31	<0.30	<0.36	<0.72	<0.23	<1.0	<0.0092	<0.31
	8/31/2020	<0.39	<0.31	<0.38	<0.78	<0.37	<0.67	<0.008	<0.42
	4/13/2021	<0.38	<0.45	<0.55	<0.9	<0.23	<0.85	<0.008	<0.20
	12/3/2025	**1.3**	<1.0	<1.0	<1.0	<1.0	<5.0	<0.020	<1.0
18871-MW-17D	4/5/2012	**1.89**	<0.078	<0.18	<0.176	<0.084	<0.175	<0.0029	**4.74**
	7/18/2012	**0.618 J**	<0.127	<0.119	<0.384	<0.06	<0.065	<0.0029	**1.17**
	6/10/2015	<0.160	<0.140	<0.190	<0.200	<0.180	<0.220	<0.00644	**3.38**
	5/21/2018	<0.31	<0.30	<0.36	<0.72	<0.23	<1.0	**0.033**	<0.31
	5/22/2018	<0.31	<0.30	<0.36	<0.72	<0.23	<1.0	<0.0093	<0.31
	9/17/2019	<0.31	<0.30	<0.36	<0.72	<0.23	<1.0	<0.0097	<0.31
	8/31/2020	<0.39	<0.31	<0.38	<0.78	<0.37	<0.67	<0.008	<0.42
	4/13/2021	<0.38	<0.45	<0.55	<0.9	<0.23	<0.85	<0.008	<0.20
	12/3/2025	<1.0	<1.0	<1.0	<1.0	<1.0	<5.0	<0.020	<1.0
18871-MW-18	4/5/2012	**3.73**	<0.078	**19.0**	**21.9**	<0.084	**4.01 J**	<0.0029	<0.121
	7/20/2012	<0.099	<0.127	**4.8**	**5.5**	<0.06	**4.27 J**	<0.0029	<0.119
	6/9/2015	<0.160	<0.140	**1.00**	**1.25**	<0.180	<0.220	<0.00630	<0.180
	5/22/2018	<0.31	<0.30	<0.36	<0.72	<0.23	<1.0	<0.0094	<0.31
	9/19/2019	**0.45 J**	<0.30	**0.61 J**	<0.72	<0.23	<1.0	<0.0097	<0.31
	8/31/2020	<0.39	<0.31	<0.38	<0.78	<0.37	<0.67	<0.008	<0.42
	4/15/2021	<0.38	<0.45	<0.55	<0.9	<0.23	<0.85	<0.008	<0.20
	12/4/2025	<1.0	<1.0	<1.0	<1.0	<1.0	<5.0	<0.020	<1.0

Prepared By: GPT
Checked By: JAG

TABLE 2A

Historical Laboratory Analytical Data
Eddies Pit Stop
US Highway 601 North & Brock Road, Pageland, South Carolina
SCDES UST Permit #18871; Cost Agreement #70688
BLE Project Number 25-26635

Monitoring Well	Date Sampled	Benzene (µg/l)	Toluene (µg/l)	Ethylbenzene (µg/l)	Xylenes (µg/l)	MTBE (µg/l)	Naphthalene (µg/l)	EDB (µg/l)	1,2-DCA (µg/l)
SCDES RBSL		5	1,000	700	10,000	40	25	0.05	5
18871-MW-18D	4/5/2012	**90.1**	<0.078	<0.18	**1.17 J**	<0.084	**4.46 J**	<0.0029	**21.7**
	7/19/2012	<0.099	<0.127	<0.119	<0.384	<0.06	<0.065	<0.0029	**19.4**
	6/10/2015	**27.7**	<0.140	<0.190	**0.630**	<0.180	<0.220	<0.00634	**22.1**
	5/22/2018	<0.31	<0.30	<0.36	<0.72	<0.23	<1.0	<0.0093	<0.31
	9/19/2019	0.79 J	<0.30	<0.36	<0.72	<0.23	<1.0	<0.0096	**4.3**
	8/31/2020	20.0	<0.31	**0.83 I**	<0.78	**0.46 I**	**3.2 I**	<0.008	**14.0**
	4/15/2021	<0.38	<0.45	<0.55	<0.9	**0.5 I**	<0.85	<0.008	**8.7**
	12/4/2025	<1.0	<1.0	<1.0	<1.0	<1.0	<5.0	<0.020	**7.0**
18871-MW-19	4/5/2012	**4.87**	<0.078	**0.328 J**	**1.01 J**	<0.084	<0.175	<0.0029	**12.5**
	7/20/2012	<0.099	<0.127	<0.119	<0.384	<0.06	<0.065	<0.0029	**63.7**
	6/11/2015	**3.61**	<0.140	<0.190	<0.200	<0.180	<0.220	<0.00614	**78.1**
	5/22/2018	**0.45 J**	<0.30	<0.36	<0.72	<0.23	<1.0	**0.036**	**39.1**
	9/19/2019	<0.31	<0.30	<0.36	<0.72	<0.23	<1.0	<0.0094	**35.60**
	8/31/2020	**0.80 I**	<0.31	<0.38	<0.78	<0.37	<0.67	<0.008	**23.0**
	4/15/2021	<0.38	<0.45	<0.55	<0.9	<0.23	<0.85	<0.008	**2.4 I**
	12/3/2025	<1.0	<1.0	<1.0	<1.0	<1.0	<5.0	<0.020	**36**
18871-MW-19D	4/5/2012	**3.07**	<0.078	<0.18	<0.176	<0.084	<0.175	<0.0029	**4.87**
	7/19/2012	<0.099	<0.127	<0.119	<0.384	<0.06	<0.065	<0.0029	**1.46**
	6/10/2015	<0.160	<0.140	<0.190	<0.200	<0.180	<0.220	<0.00629	**1.69**
	5/22/2018	<0.31	<0.30	<0.36	<0.72	<0.23	<1.0	<0.0092	<0.31
	9/19/2019	<0.31	<0.30	<0.36	<0.72	<0.23	<1.0	<0.0097	<0.31
	8/31/2020	<0.39	<0.31	<0.38	<0.78	<0.37	<0.67	<0.008	<0.42
	4/15/2021	<0.38	<0.45	<0.55	<0.9	<0.23	<0.85	<0.008	<0.20
	12/3/2025	<1.0	<1.0	<1.0	<1.0	<1.0	<5.0	<0.021	<1.0
18871-MW-20	7/18/2012	**325**	**1.77 J**	**53**	**105**	**35**	**2.56 J**	**0.112**	**7.21**
	6/12/2015	**3,500**	**27.6**	**634**	**3,140**	**231**	**252**	**5.58**	**48.4**
	5/21/2018	**266**	<1.5	**8.3**	**75.8**	**39.4**	**7.5 J**	**0.25**	**8.4**
	9/17/2019	**2,700**	**9.1**	**615.0**	**1,220**	**142.0**	**168**	**0.91**	**36.2**
	8/31/2020	**2,300**	**9.4**	**570**	**1,700**	**130**	**220**	**0.76**	**29.0**
	4/13/2021	**17**	**0.60 I**	**2.6 I**	**3.4 I**	**4.4 I**	**2.3 I**	**0.008**	**1.7 I**
	12/3/2025	Paved Over - Not Sampled							
18871-MW20D	7/18/2012	**22.6**	<0.127	**1.7**	**8.1**	**25.1**	**1.26 J**	<0.0029	**3.43**
	6/10/2015	<0.160	<0.140	<0.190	<0.200	**30.0**	<0.220	<0.00634	<0.180
	5/21/2018	**1.8**	<0.30	<0.36	<0.72	**28.8**	<1.0	<0.0092	**3.20**
	9/17/2019	<0.31	<0.30	<0.36	<0.72	<0.23	<1.0	<0.0096	<0.31
	8/31/2020	<0.39	<0.31	<0.38	<0.78	**11.0**	<0.67	<0.008	<0.42
	4/13/2021	<0.38	**0.67 I**	<0.55	<0.9	**11.0**	<0.85	<0.008	<0.20
	12/4/2025	<1.0	<1.0	<1.0	<1.0	**22**	<5.0	<0.020	<1.0
18871-MW21	7/18/2012	**11,400**	**12,100**	**1,170**	**5,840**	**2,870**	**294 J**	**3.75**	**436**
	6/10/2015	**4,380**	**3,740**	**440**	**2,220**	**833**	**141**	**2.78**	**173**
	5/21/2018	Paved Over							
	12/3/2025	Paved Over - Not Sampled							
18871-MW21D	7/18/2012	**220**	**473**	**151**	**785**	**64.7**	**51.2**	**0.017**	**8.19**
	6/10/2015	**1,460**	**539**	**37.6**	**195**	**335**	**15.4**	**0.327**	**38.9**
	5/21/2018	**136**	**99**	**6.5**	**24.8**	**259**	<2.0	<0.0092	**14.0**
	9/17/2019	**24**	**7.0**	**2.3**	**8.0**	**173**	<1.0	<0.0097	**7.3**
	8/31/2020	**0.47 I**	<0.31	<0.38	<0.78	**26**	<0.67	<0.008	<0.42
	4/13/2021	Paved Over							
	12/3/2025	Paved Over - Not Sampled							
18871-MW22	7/18/2012	**262**	**37.7**	**73.9**	**286**	**5.85**	**3.84 J**	**0.013**	**1.65 J**
	6/12/2015	**1,970**	**56.3**	**307**	**1,760**	**51.0**	**212**	**5.26**	**22.3**
	5/21/2018	<0.31	<0.30	<0.36	<0.72	<0.23	<1.0	<0.0094	<0.31
	9/18/2019	**4,870**	**68.9**	**818**	**2,570**	<0.23	**297**	**7.00**	**81.3**
	8/31/2020	**2,800**	**37.0**	**410**	**393**	**490**	**190**	**0.20**	**75.0**
	4/13/2021	**3,700**	**31.0**	**230**	**1,040**	**150**	**180**	**4.99**	**120**
	12/3/2025	Paved Over - Not Sampled							

Prepared By: GPT
Checked By: JAG

TABLE 2A

Historical Laboratory Analytical Data
Eddies Pit Stop
US Highway 601 North & Brock Road, Pageland, South Carolina
SCDES UST Permit #18871; Cost Agreement #70688
BLE Project Number 25-26635

Monitoring Well	Date Sampled	Benzene (µg/l)	Toluene (µg/l)	Ethylbenzene (µg/l)	Xylenes (µg/l)	MTBE (µg/l)	Naphthalene (µg/l)	EDB (µg/l)	1,2-DCA (µg/l)
SCDES RBSL		5	1,000	700	10,000	40	25	0.05	5
18871-MW22D	7/18/2012	**1,300**	**80.2**	**241**	**639**	**61**	**157**	**0.011**	**19.6**
	6/10/2015	**1,490**	**76.0**	**296**	**569**	**138**	**155**	**2.32**	**43.7**
	5/21/2018	**4,080**	**91.5**	**646**	**836**	**258**	**252**	**1.80**	**79.3**
	9/17/2019	**2,780**	**47.3**	**400**	**470**	**195**	**127**	**1.30**	**62.9**
	8/31/2020	**7,200**	**140**	**1,000**	**3,000**	**200**	**390**	**8.1**	**77.0**
	4/13/2021	**61**	**1.2 I**	**5.0**	**4.97**	**17**	**1.2 I**	<0.008	**4.0**
	12/3/2025	Paved Over - Not Sampled							
18871-RW01	3/8/2017	<0.31	<0.30	<0.36	<0.72	<0.23	<1.0	<0.0095	<0.31
	5/22/2018	<0.31	<0.30	<0.36	<0.72	<0.23	<1.0	<0.0091	<0.31
	9/17/2019	Not Sampled							
	8/31/2020	Not Sampled							
	4/13/2021	Not Sampled							
	12/4/2025	<1.0	<1.0	<1.0	<1.0	<1.0	<5.0	<0.020	<1.0
18871-RW02	3/8/2017	<0.31	<0.30	<0.36	<0.72	<0.23	<1.0	<0.0094	<0.31
	5/22/2018	<0.31	<0.30	<0.36	<0.72	<0.23	<1.0	<0.0092	<0.31
	9/17/2019	Not Sampled							
	8/31/2020	Not Sampled							
	4/13/2021	Not Sampled							
	12/3/2025	Paved Over - Not Sampled							
18871-PW01	1/5/2012	<0.049	<0.078	<0.18	<0.123	<0.084	<0.175	<0.0032	**1.89**
	1/27/2012	<0.049	<0.078	<0.18	<0.123	<0.084	<0.175	<0.0029	**1.97**
	4/5/2012	<0.049	<0.078	<0.18	<0.176	<0.084	<0.175	<0.0029	<0.121
	7/17/2012	<0.099	<0.127	<0.119	<0.384	<0.06	<0.065	<0.0029	**1.22**
	6/9/2015	<0.160	<0.140	<0.190	<0.200	<0.180	<0.220	<0.00620	**1.40**
	5/22/2018	<0.25	<0.25	<0.25	<0.25	<0.25	<0.25	<0.019	<0.25
	9/1/2020	<0.25	<0.24	<0.26	<0.25	<0.094	<0.31	<0.011	<0.13
	4/15/2021	<0.21	<0.2	<0.22	<0.22	<0.14	<0.35	<0.014	**0.54**
	12/4/2025	No Electricity - Not Sampled							
18871-PW02	1/5/2012	**4.64**	<0.078	<0.18	<0.123	<0.084	<0.175	<0.0032	<0.121
	1/27/2012	**1.15**	<0.078	<0.18	<0.123	<0.084	<0.175	<0.0029	<0.121
	4/5/2012	<0.049	<0.078	<0.18	<0.176	<0.084	<0.175	<0.0029	<0.121
	7/17/2012	**0.448 J**	<0.127	<0.119	<0.384	<0.06	<0.065	<0.0029	<0.119
	6/8/2015	Not Sampled							
	9/1/2020	Not Sampled							
	4/13/2021	Not Sampled							
	12/4/2025	Could Not Gain Access							
18871-Field Blank-01	12/3/2025	<1.0	<1.0	<1.0	<1.0	<1.0	<5.0	<0.020	<1.0
18871-Field Blank-02	12/4/2025	<1.0	<1.0	<1.0	<1.0	<1.0	<5.0	<0.020	<1.0
18871-EQ-01	12/3/2025	<1.0	<1.0	<1.0	<1.0	<1.0	<5.0	<0.020	<1.0
18871-EQ-02	12/4/2025	<1.0	<1.0	<1.0	<1.0	<1.0	<5.0	<0.020	<1.0
Trip Blank	12/3/2025	<1.0	<1.0	<1.0	<1.0	<1.0	<5.0	NT	<1.0
Trip Blank	12/3/2025	<1.0	<1.0	<1.0	<1.0	<1.0	<5.0	NT	<1.0

Notes:

EDB - 1,2-dibromoethane

MTBE - methyl tert-butyl ether

1,2-DCA - 1,2-dichloroethane

RBSL - Risk-Based Screening Level

(µg/L) - micrograms per liter - parts per billion

Bold values indicate concentrations detected above laboratory method detection limits.

Shaded values indicate concentrations exceeding RBSLs.

J - calculated concentration above the adjusted method detection limit and below the adjusted reporting limit

Historical analytical data obtained from historical documents provided by the SCDHEC.

Prepared By: GPT
Checked By: JAG

TABLE 2B

Historical Laboratory Analytical Data - 8-Oxygenates

Eddies Pit Stop
US Highway 601 North & Brock Road, Pageland, South Carolina
SCDES UST Permit #18871; Cost Agreement #70688
BLE Project Number 25-26635

Well	Date Sampled	Diisopropyl Ether (IPE) (µg/L)	Ethanol (µg/L)	Ethyl-Tert-butyl Alcohol (ETBA) (µg/L)	Ethyl-tert-butyl ether (ETBE) (µg/L)	Tert-Amyl Alcohol (TAA) (µg/L)	Tert-Amyl Methyl Ether (TAME) (µg/L)	Tert-Butyl Alcohol (TBA) (µg/L)	Tert-Butyl Formate (TBF) (µg/L)
SCDES RBSL		150	10,000	1,400	47	240	128	1,400	NE
18871-MW01	1/6/2012	<5.25	<4,090	<1,880	<55.5	**3,570**	<52.5	<14.5	<108
	4/5/2012	**77.9 J**	<3,270	<1,500	<44.4	**3,880**	<42	<11.6	<86.4
	7/19/2012	**32.8 J**	<1,640	<752	<22.2	**3,520**	<21.0	<5.8	<43.2
	6/11/2015	**15.7**	<8.00	**980**	<0.300	**1,640**	<0.300	**27.5**	<1.00
	3/8/2017	**0.91 J**	<82	<10	<0.24	**9.9 J**	<0.24	<5.3	<5.0
	5/22/2018	**17.3 J**	<1,600	<200	<4.7	**1,460**	<4.9	<110	<100
	9/19/2019	**12.10**	<820	<100	<2.4	**1,420**	<2.4	<53	<50
	9/1/2020	**13.00**	<49	<23	<4.4	**1,600**	<4.5	<60	<44
	4/14/2021	**7.7 I**	<49	<23	<4.4	**1,000**	<4.5	<60	<44
	12/4/2025	<100	<1,000	<1,000	<100	<1,000	<100	<1,000	<1,000
18871-MW02	1/6/2012	**836 J**	<3,270	<1,500	<44.4	**6,820**	<42	<11.6	<86.4
	4/5/2012	**124 J**	<4,090	<1,880	**55.5**	**6,580**	<52.5	**149 J**	<108
	7/17/2012	**71.9 J**	<2,050	<940	<27.8	**6,590**	<26.3	**158 J**	<54
	6/8/2015	**Free Product (0.02 feet)**							
	3/8/2017	**Free Product (0.03 feet)**							
	5/22/2018	**38 J**	<4,100	<500	<12	**3,880**	<12	<270	<250
	9/17/2019	Not Sampled							
	8/31/2020	Not Sampled							
	4/13/2021	Not Sampled							
	12/3/2025	Not Accessible							
18871-MW03	1/6/2012	**3.40 J**	<164	<75.2	<2.22	**243**	<2.1	<0.58	<4.32
	4/5/2012	**4.64 J**	<81.8	<37.6	<1.11	**254**	<1.05	<0.29	<2.16
	7/17/2012	**1.53 J**	<81.8	<37.6	<1.11	**170**	<1.05	**4.73 J**	<2.16
	6/9/2015	**2.81**	<8.00	**152**	<0.300	**193**	<0.300	<1.00	<1.00
	3/8/2017	Not Sampled							
	5/22/2018	<0.24	<82	<10	<0.24	**30.1**	<0.24	<5.3	<5.0
	9/17/2019	Not Sampled							
	8/31/2020	Not Sampled							
	4/13/2021	Not Sampled							
	12/3/2025	Not Accessible							
18871-MW03D	1/5/2012	**42.8**	<409	<188	<5.55	**2,280**	<5.25	**55.5**	<10.8
	4/5/2012	<43	<409	<188	<5.55	**2,120**	<5.25	<62.1	<10.8
	7/17/2012	**36.1**	<409	<188	<5.55	**2,340**	<5.25	**71**	<10.8
	6/9/2015	**13.7**	<8.00	**81.6**	<0.300	**312**	<0.300	<1.00	<1.00
	5/22/2018	**30.8**	<82	<10	<0.24	**975**	<0.24	**69.2**	<5.0
	9/17/2019	Not Sampled							
	8/31/2020	Not Sampled							
	4/13/2021	Not Sampled							
	12/3/2025	Not Accessible							
18871-MW04	1/6/2012	**3.52 J**	<164	<75.2	<2.22	**691**	<2.1	<0.58	<4.32
	4/5/2012	**2.34 J**	<81.8	<37.6	<1.11	**380**	<1.05	**8.65 J**	<2.16
	7/18/2012	**2.88 J**	<164	<75.2	<2.22	**463**	<2.1	<0.58	<4.32
	6/11/2015	<0.0800	<8.00	34.9	<0.300	**51.9**	<0.300	<1.00	<1.00
	3/8/2017	<0.60	<200	<25	<0.59	**54.2**	<0.61	<13	<13
	5/22/2018	**0.53 J**	<82	<10	<0.24	**76**	<0.24	<5.3	<5.0
	9/19/2019	**0.71 J**	<200	<25	<0.59	**157**	<0.61	<13	<13
	9/1/2020	<3.5	<49	<23	<4.4	**88 I**	<4.5	<60	<44
	4/13/2021	Not Sampled							
	12/4/2025	<10	<100	<100	<10	**150**	<10	<100	<100

Prepared By: GPT
Checked By: JAG

TABLE 2B

Historical Laboratory Analytical Data - 8-Oxygenates

Eddies Pit Stop
US Highway 601 North & Brock Road, Pageland, South Carolina
SCDES UST Permit #18871; Cost Agreement #70688
BLE Project Number 25-26635

Well	Date Sampled	Diisopropyl Ether (IPE) (µg/L)	Ethanol (µg/L)	Ethyl-Tert-butyl Alcohol (ETBA) (µg/L)	Ethyl-tert-butyl ether (ETBE) (µg/L)	Tert-Amyl Alcohol (TAA) (µg/L)	Tert-Amyl Methyl Ether (TAME) (µg/L)	Tert-Butyl Alcohol (TBA) (µg/L)	Tert-Butyl Formate (TBF) (µg/L)
SCDES RBSL		150	10,000	1,400	47	240	128	1,400	NE
18871-MW05	1/6/2012	<1.05	<818	<376	<11.1	**278**	<10.5	<2.90	<21.6
	4/5/2012	<1.05	<818	<376	<11.1	**139 J**	<10.5	<2.9	<21.6
	7/19/2012	<0.210	<164	<75.2	<2.22	**134**	<2.10	<0.58	<4.32
	6/11/2015	<0.0800	<8.00	**167**	<0.300	**106**	<0.300	<1.00	<100
	3/8/2017	**1.5 J**	<410	<50	<1.2	**169**	<1.2	<27	<25
	5/22/2018	**12.3**	<820	<100	<2.4	**1,370**	<2.4	<53	<50
	9/17/2019	Not Sampled							
	9/22/2020	**7.3 I**	<49	<23	<4.4	**1,900**	<4.5	<60	<44
	4/14/2021	<3.5	<49	<23	<4.4	**380**	<4.5	<60	<44
	12/4/2025	<10	<100	<100	<10	<100	<10	<100	<100
18871-MW05 DUP-01	12/4/2025	<50	<500	<500	<50	<500	<50	<500	<500
18871-MW06	1/6/2012	<0.105	<81.8	<37.6	<1.11	<1.39	<1.05	<0.29	<2.16
	4/5/2012	<0.105	<81.8	<37.6	<1.11	<1.39	<1.05	<0.29	<2.16
	7/18/2012	<0.105	<81.8	<37.6	<1.11	<1.39	<1.05	<0.29	<2.16
	6/8/2015	<0.0800	<8.00	<1.10	<0.300	<1.10	<0.300	<1.00	<1.00
	5/21/2018	<0.24	<82	<10	<0.24	<5.3	<0.24	<5.3	<5.0
	9/17/2019	<0.24	<82	<10	<0.24	<5.3	<0.24	<5.3	<5.0
	8/31/2020	<3.5	<49	<23	<4.4	<27	<4.5	<60	<44
	4/13/2021	<3.5	<49	<23	<4.4	<27	<4.5	<60	<44
	12/3/2025	<10	<100	<100	<10	<100	<10	<100	<100
18871-MW07	1/6/2012	<0.105	<81.8	<37.6	<1.11	<1.39	<1.05	<0.29	<2.16
	4/5/2012	<0.105	<81.8	<37.6	<1.11	<1.39	<1.05	<0.29	<2.16
	7/17/2012	<0.105	<81.8	<37.6	<1.11	<1.39	<1.05	<0.29	<2.16
	6/9/2015	<0.0800	<8.00	<1.10	<0.300	<1.10	<0.300	<1.00	<1.00
	5/22/2018	<0.24	<82	<10	<0.24	<5.3	<0.24	<5.3	<5.0
	9/17/2019	Not Sampled							
	8/31/2020	Not Sampled							
	4/13/2021	Not Sampled							
	12/3/2025	Paved Over - Not Sampled							
18871-MW08	1/6/2012	**25.9 J**	<818	<11.1	<376	**4,160**	<10.5	<2.90	<21.6
	4/5/2012	**30.4 J**	<1,640	<752	<22.2	**1,360**	<21.0	<5.8	<43.2
	7/19/2012	<0.105	<81.8	<37.6	<1.11	<1.39	<1.05	<0.29	<2.16
	6/12/2015	**4.24**	<8.00	**933**	<0.300	**756**	<0.300	<1.00	<1.00
	3/8/2017	**4.3 J**	<820	<100	<2.4	**447**	<2.4	<53	<50
	5/22/2018	**6.5 J**	<820	<100	<2.4	**610**	<2.4	<53	<50
	9/18/2019	<2.4	<820	<100	<2.4	**621**	<2.4	<53	<50
	8/31/2020	**9.0 I**	<49	<23	<4.4	**1,600**	<4.5	<60	<44
	4/14/2021	**5.8 I**	<49	<23	<4.4	**530**	<4.5	<60	<44
	12/4/2025	<10	<100	<100	<10	**380**	<10	<100	<100
18871-MW08 DUP-02	12/4/2025	<50	<500	<500	<50	<500	<50	<500	<500
18871-MW08D	1/5/2012	**2.74 J**	<81.8	<37.6	<1.11	**21.4**	<1.05	<0.29	<2.16
	4/5/2012	<0.150	<81.8	<37.6	<1.11	<1.39	<1.05	<0.29	<2.16
	7/19/2012	<0.150	<81.8	<37.6	<1.11	<1.39	<1.05	<0.29	<2.16
	6/10/2015	**5.5**	<8.00	**18.1**	<0.300	**193**	<0.300	<1.00	<1.00
	5/22/2018	<0.24	<82	<10	<0.24	<5.3	<0.24	<5.3	<5.0
	9/19/2019	**4.7**	<82	<10	<0.24	**19.9 J**	<0.24	**5.3 J**	<5.0
	8/31/2020	<3.5	<49	<23	<4.4	<27	<4.5	<60	<44
	4/14/2021	**5.7 I**	<49	<23	<4.4	**44 I**	<4.5	<60	<44
	12/4/2025	<10	<100	<100	<10	<100	<10	<100	<100

Prepared By: GPT
Checked By: JAG

TABLE 2B

Historical Laboratory Analytical Data - 8-Oxygenates

Eddies Pit Stop
US Highway 601 North & Brock Road, Pageland, South Carolina
SCDES UST Permit #18871; Cost Agreement #70688
BLE Project Number 25-26635

Well	Date Sampled	Diisopropyl Ether (IPE) (µg/L)	Ethanol (µg/L)	Ethyl-Tert-butyl Alcohol (ETBA) (µg/L)	Ethyl-tert-butyl ether (ETBE) (µg/L)	Tert-Amyl Alcohol (TAA) (µg/L)	Tert-Amyl Methyl Ether (TAME) (µg/L)	Tert-Butyl Alcohol (TBA) (µg/L)	Tert-Butyl Formate (TBF) (µg/L)
SCDES RBSL		150	10,000	1,400	47	240	128	1,400	NE
18871-MW09	1/6/2012	<0.105	<81.8	<37.6	<1.11	**10.5 J**	<1.05	<0.29	<2.16
	4/5/2012	<0.105	<81.8	<37.6	<1.11	<1.39	<1.05	<0.29	<2.16
	7/17/2012	<0.105	<81.8	<37.6	<1.11	<1.39	<1.05	<0.29	<2.16
	6/9/2015	<0.0800	<8.00	<1.10	<0.300	**62.4**	<0.300	**84.4**	<1.00
	5/22/2018	<0.24	<82	<10	<0.24	**89.3**	<0.24	**82.1**	<5.0
	9/17/2019	Not Sampled							
	8/31/2020	Not Sampled							
	4/13/2021	Not Sampled							
	12/3/2025	<10	<100	<100	<10	**170**	<10	**110**	<100
18871-MW10	1/6/2012	**1.07 J**	<81.8	<37.6	<1.11	**106**	<1.05	**41.2**	<2.16
	4/5/2012	<4.2	<3,270	<1,500	<44.4	**3,930**	<42	**1,420**	<86.4
	7/18/2012	<2.63	<2,050	<940	<27.8	**3,680**	<26.3	**1,270**	<54
	6/12/2015	<0.0800	<8.00	**883**	<0.300	**2,410**	<0.300	**2,070**	<1.00
	5/21/2018	<12	<4,100	<500	<12	**2,280**	<12	**1,400**	<250
	9/18/2019	<12	<4,100	<500	<12	**2,220**	<12	**1,190**	<250
	9/1/2020	<3.5	<49	<23	<4.4	**2,300**	<4.5	**1,300**	<44
	4/13/2021	<3.5	<49	<23	<4.4	**2,900**	<4.5	**1,200**	<44
	12/3/2025	Paved Over - Not Sampled							
18871-MW11	1/6/2012	<0.105	<81.8	<37.6	<1.11	<1.39	<1.05	<0.29	<2.16
	4/5/2012	<0.105	<81.8	<37.6	<1.11	<1.39	<1.05	<0.29	<2.16
	7/18/2012	<0.105	<81.8	<37.6	<1.11	<1.39	<1.05	<0.29	<2.16
	6/9/2015	<0.0800	<8.00	<1.10	<0.300	<1.10	<0.300	<1.00	<1.00
	5/22/2018	<0.24	<82	<10	<0.24	<5.3	<0.24	<5.3	<5.0
	9/18/2019	<0.24	<82	<10	<0.24	<5.3	<0.24	<5.3	<5.0
	9/1/2020	<3.5	<49	<23	<4.4	<27	<4.5	<60	<44
	4/14/2021	<3.5	<49	<23	<4.4	<27	<4.5	<60	<44
	12/4/2025	<10	<100	<100	<10	<100	<10	<100	<100
18871-MW12	1/6/2012	**73.4 J**	<3,270	<1,500	<44.4	**10,600**	<42	<11.6	<86.4
	4/5/2012	**77.5 J**	<3,270	<1,500	<44.4	**6,010**	<42	<11.6	<86.4
	7/20/2012	**43.5 J**	<4,090	<1,880	<55.5	**5,210**	<52.5	<14.5	<108
	6/11/2015	**34.3**	<8.00	4,370	<0.300	**5,220**	<0.300	<1.00	<1.00
	3/8/2017	**34.2 J**	<8,200	<1,000	<24	**3,530**	<24	<530	<500
	5/22/2018	**35.2 J**	<8,200	<1,000	<24	**3,550**	<24	<530	<500
	9/19/2019	**30.4 J**	<4,100	<500	<12	**2,940**	<12	<270	<250
	9/1/2020	**17**	<49	<23	<4.4	**2,000**	<4.5	<60	<44
	4/15/2021	**19**	<49	<23	<4.4	**1,500**	<4.5	<60	<44
	12/3/2025	Not Located/Not Accessible							
18871-MW13	1/6/2012	**15.6 J**	<409	<188	<5.55	**1,710**	<5.25	**47.2 J**	<10.8
	4/5/2012	**1.95 J**	<81.8	<37.6	<1.11	**106**	<1.05	<0.29	<2.16
	7/20/2012	<0.105	<81.8	<37.6	<1.11	<1.39	<1.05	<0.29	<2.16
	6/8/2015	Not Sampled - Well Blocked							
	5/22/2018	<0.24	<82	<10	<0.24	<5.3	<0.24	<5.3	<5.0
	9/19/2019	Not Sampled - Well Blocked							
	9/22/2020	<3.5	<49	<23	<4.4	43 I	<4.5	<60	<44
	4/15/2021	<3.5	<49	<23	<4.4	<27	<4.5	<60	<44
	12/4/2025	<10	<100	<100	<10	<100	<10	<100	<100
18871-MW14	1/6/2012	**1.79 J**	<81.8	<37.6	<1.11	**158**	<1.05	<0.29	<2.16
	4/5/2012	<0.105	<81.8	<37.6	<1.11	**12.7 J**	<1.05	<0.29	<2.16
	7/19/2012	<0.105	<81.8	<37.6	<1.11	<1.39	<1.05	<0.29	<2.16
	6/11/2015	<0.0800	<8.00	**39.7**	<0.300	**98.5**	<0.300	<1.00	<1.00
	5/22/2018	<0.24	<82	<10	<0.24	<5.3	<0.24	<5.3	<5.0
	9/18/2019	**3.8**	<82	<10	<0.24	**275**	<0.24	**19.9 J**	<5.0
	9/1/2020	<3.5	<49	<23	<4.4	**210**	<4.5	<60	<44
	4/14/2021	**5.61 I**	<49	<23	<4.4	**300**	<4.5	<60	<44
	12/4/2025	<10	<100	<100	<10	<100	<10	<100	<100

Prepared By: GPT
Checked By: JAG

TABLE 2B

Historical Laboratory Analytical Data - 8-Oxygenates

Eddies Pit Stop
US Highway 601 North & Brock Road, Pageland, South Carolina
SCDES UST Permit #18871; Cost Agreement #70688
BLE Project Number 25-26635

Well	Date Sampled	Diisopropyl Ether (IPE) (µg/L)	Ethanol (µg/L)	Ethyl-Tert-butyl Alcohol (ETBA) (µg/L)	Ethyl-tert-butyl ether (ETBE) (µg/L)	Tert-Amyl Alcohol (TAA) (µg/L)	Tert-Amyl Methyl Ether (TAME) (µg/L)	Tert-Butyl Alcohol (TBA) (µg/L)	Tert-Butyl Formate (TBF) (µg/L)
SCDES RBSL		150	10,000	1,400	47	240	128	1,400	NE
18871-MW15	4/5/2012	<0.105	<81.8	<37.6	<1.11	**24.3**	<1.05	**2.87 J**	<2.16
	7/20/2012	<0.105	<81.8	<37.6	<1.11	<1.39	<1.05	<0.29	<2.16
	6/9/2015	<0.105	<81.8	<37.6	<1.11	<1.39	<1.05	<0.29	<2.16
	5/22/2018	<0.0800	<8.00	<1.10	<0.300	<1.10	<0.300	<1.00	<1.00
	9/18/2019	<0.24	<82	<10	<0.24	<5.3	<0.24	<5.3	<5.0
	8/31/2020	**1.3**	<82	<10	<0.24	**120**	<0.24	**10.5 J**	<5.0
	4/14/2021	<3.5	<49	<23	<4.4	<27	<4.5	<60	<44
	12/3/2025	<10	<100	<100	<10	<100	<10	<100	<100
18871-MW15D	4/5/2012	**2.07 J**	<81.8	<37.6	<1.11	**36.7**	<1.05	**10.1**	<2.16
	7/19/2012	**4.47 J**	<81.8	<37.6	<1.11	**43.7**	<1.05	<0.29	<2.16
	6/9/2015	**1.76**	<8.00	**47.8**	<0.300	**78.0**	<0.300	<1.00	<1.00
	5/22/2018	<0.24	<82	<10	<0.24	<5.3	<0.24	<5.3	<5.0
	9/18/2019	<0.24	<82	<10	<0.24	<5.3	<0.24	<5.3	<5.0
	8/31/2020	<3.5	<49	<23	<4.4	<27	<4.5	<60	<44
	4/14/2021	<3.5	<49	<23	<4.4	<27	<4.5	<60	<44
	12/3/2025	<10	<100	<100	<10	<100	<10	<100	<100
18871-MW16	4/5/2012	<0.105	<81.8	<37.6	<1.11	<1.39	<1.05	<0.29	<2.16
	7/19/2012	<0.105	<81.8	<37.6	<1.11	<1.39	<1.05	<0.29	<2.16
	6/11/2015	<0.0800	<8.00	<1.10	<0.300	<1.10	<0.300	<1.00	<1.00
	5/22/2018	<0.24	<82	<10	<0.24	<5.3	<0.24	<5.3	<5.0
	9/18/2019	<0.24	<82	<10	<0.24	<5.3	<0.24	<5.3	<5.0
	8/31/2020	<3.5	<49	<23	<4.4	<27	<4.5	<60	<44
	4/14/2021	<3.5	<49	<23	<4.4	<27	<4.5	<60	<44
	12/4/2025	<10	<100	<100	<10	<100	<10	<100	<100
18871-MW16D	4/5/2012	**1.63 J**	<81.8	<37.6	<1.11	**49.8**	<1.05	<0.29	<2.16
	7/21/2012	<0.105	<81.8	<37.6	<1.11	<1.39	<1.05	<0.29	<2.16
	6/10/2015	**5.87**	<8.00	**69.5**	<0.300	**285.0**	<0.300	<1.00	<1.00
	5/22/2018	**0.50 J**	<82	<10	<0.24	<5.3	<0.24	<5.3	<5.0
	9/18/2019	<0.24	<82	<10	<0.24	<5.3	<0.24	<5.3	<5.0
	8/31/2020	**10**	<49	<23	<4.4	**190**	<4.5	<60	<44
	4/14/2021	**6.3 I**	<49	<23	<4.4	**89 I**	<4.5	<60	<44
	12/4/2025	<10	<100	<100	<10	**210**	<10	<100	<100
18871-MW17	4/5/2012	<0.105	<81.8	<37.6	<1.11	**8.2 J**	<1.05	<0.29	<2.16
	7/18/2012	<0.105	<81.8	<37.6	<1.11	<1.39	<1.05	<0.29	<2.16
	6/8/2015	<0.0800	<8.00	<1.10	<0.300	<1.10	<0.300	<1.00	<1.00
	5/21/2018	<0.24	<82	<10	<0.24	<5.3	<0.24	<5.3	<5.0
	9/17/2019	<0.24	<82	<10	<0.24	<5.3	<0.24	<5.3	<5.0
	8/31/2020	<3.5	<49	<23	<4.4	<27	<4.5	<60	<44
	4/13/2021	<3.5	<49	<23	<4.4	<27	<4.5	<60	<44
	12/3/2025	<10	<100	<100	<10	<100	<10	<100	<100
18871-MW17D	4/5/2012	**3.54 J**	<81.8	<37.6	<1.11	**8.81 J**	<1.05	<0.29	<2.16
	7/18/2012	**0.875 J**	<81.8	<37.6	<1.11	**6.61 J**	<1.05	<0.29	<2.16
	6/10/2015	**1.67**	<8.00	<1.10	<0.300	<1.10	<0.300	<1.00	<1.00
	5/21/2018	**0.52 J**	<82	<10	<0.24	<5.3	<0.24	<5.3	<5.0
	5/22/2018	<0.24	<82	<10	<0.24	<5.3	<0.24	<5.3	<5.0
	9/17/2019	<0.24	<82	<10	<0.24	<5.3	<0.24	<5.3	<5.0
	8/31/2020	<3.5	<49	<23	<4.4	<27	<4.5	<60	<44
	4/13/2021	<3.5	<49	<23	<4.4	<27	<4.5	<60	<44
	12/3/2025	<10	<100	<100	<10	<100	<10	<100	<100

Prepared By: GPT
Checked By: JAG

TABLE 2B

Historical Laboratory Analytical Data - 8-Oxygenates

Eddies Pit Stop
US Highway 601 North & Brock Road, Pageland, South Carolina
SCDES UST Permit #18871; Cost Agreement #70688
BLE Project Number 25-26635

Well	Date Sampled	Diisopropyl Ether (IPE) (µg/L)	Ethanol (µg/L)	Ethyl-Tert-butyl Alcohol (ETBA) (µg/L)	Ethyl-tert-butyl ether (ETBE) (µg/L)	Tert-Amyl Alcohol (TAA) (µg/L)	Tert-Amyl Methyl Ether (TAME) (µg/L)	Tert-Butyl Alcohol (TBA) (µg/L)	Tert-Butyl Formate (TBF) (µg/L)
SCDES RBSL		150	10,000	1,400	47	240	128	1,400	NE
18871-MW18	4/5/2012	<0.105	<81.8	<37.6	<1.11	**7.91 J**	<1.05	<0.29	<2.16
	7/20/2012	<0.105	<81.8	<37.6	<1.11	<1.39	<1.05	<0.29	<2.16
	6/9/2015	<0.0800	<8.00	<1.10	<0.300	<1.10	<0.300	<1.00	<1.00
	5/22/2018	<0.24	<82	<10	<0.24	<5.3	<0.24	<5.3	<5.0
	9/19/2019	<0.24	<82	<10	<0.24	<5.3	<0.24	<5.3	<5.0
	8/31/2020	<3.5	<49	<23	<4.4	<27	<4.5	<60	<44
	4/15/2021	<3.5	<49	<23	<4.4	<27	<4.5	<60	<44
	12/4/2025	<10	<100	<100	<10	<100	<10	<100	<100
18871-MW18D	4/5/2012	**31.4**	<81.8	<37.6	<1.11	**93.6**	<1.05	<0.29	<2.16
	7/19/2012	<0.105	<81.8	<37.6	<1.11	**53.8**	<1.05	<0.29	<2.16
	6/10/2015	**23.2**	<8.00	**14.6**	<0.300	**64.9**	<0.300	<1.00	<1.00
	5/22/2018	<0.24	<82	<10	<0.24	<5.3	<0.24	<5.3	<5.0
	9/19/2019	**5.5**	<82	<10	<0.24	**30**	<0.24	<5.3	<5.0
	8/31/2020	**27**	<49	<23	<4.4	**170**	<4.5	<60	<44
	4/15/2021	**13**	<49	<23	<4.4	**130**	<4.5	<60	<44
	12/4/2025	**14**	<100	<100	<10	<100	<10	<100	<100
18871-MW19	4/5/2012	<74.2	<81.8	<37.6	<1.11	**301**	<1.05	**190.0**	<2.16
	7/20/2012	**59**	<81.8	<37.6	<1.11	<1.39	<1.05	<0.29	<2.16
	6/11/2015	**47.0**	<8.00	<1.10	<0.300	**137**	<0.300	**73**	<1.00
	5/22/2018	**25.0**	<82	<10	<0.24	**49.7**	<0.24	**16.1 J**	<5.0
	9/19/2019	**14.3**	<82	<10	<0.24	**7.2 J**	<0.24	**9.0 J**	<5.0
	8/31/2020	**12.0**	<49	<23	<4.4	**340**	<4.5	<60	<44
	4/15/2021	<3.5	<49	<23	<4.4	<27	<4.5	<60	<44
	12/3/2025	**20**	<100	<100	<10	<100	<10	<100	<100
18871-MW19D	4/5/2012	**5.71**	<81.8	<37.6	<1.11	<1.39	<1.05	<0.29	<2.16
	7/19/2012	**5.22**	<81.8	<37.6	<1.11	<1.39	<1.05	<0.29	<2.16
	6/10/2015	**1.22**	<8.00	<1.10	<0.300	<1.10	<0.300	<1.00	<1.00
	5/22/2018	<0.24	<82	<10	<0.24	<5.3	<0.24	<5.3	<5.0
	9/19/2019	<0.24	<82	<10	<0.24	<5.3	<0.24	<5.3	<5.0
	8/31/2020	<3.5	<49	<23	<4.4	<27	<4.5	<60	<44
	4/15/2021	<3.5	<49	<23	<4.4	<27	<4.5	<60	<44
	12/3/2025	<10	<100	<100	<10	<100	<10	<100	<100
18871-MW20	7/18/2012	<0.210	<164	<75.2	<2.22	**420**	<2.1	**51.2**	<4.32
	6/12/2015	<0.0800	<8.00	**719**	<0.300	**2,570**	<0.300	**714**	<1.00
	5/21/2018	<0.24	<410	<10	<1.2	**675**	<1.2	**156**	<25
	9/17/2019	<0.24	<410	<10	<1.2	**2,610**	**1.8**	**532**	<25
	8/31/2020	<3.5	<49	<23	<4.4	**2,300**	<4.5	**570**	<44
	4/13/2021	<3.5	<49	<23	<4.4	**32 I**	<4.5	<60	<44
	12/3/2025	Paved Over - Not Sampled							
18871-MW20D	7/18/2012	<0.105	<81.8	<37.6	<1.11	**66**	**2.09 J**	**46.2**	<2.16
	6/10/2015	<0.0800	<8.00	<1.10	<0.300	**45.5**	<0.300	**55.6**	<1.00
	5/21/2018	**0.25 J**	<82	<10	<0.24	**29.4**	**1.2 J**	**54.0**	<5.0
	9/17/2019	<0.24	<82	<10	<0.24	<5.3	<0.24	<5.3	<5.0
	8/31/2020	<3.5	<49	<23	<4.4	<27	<4.5	<60	<44
	4/13/2021	<3.5	<49	<23	<4.4	<27	<4.5	<60	<44
	12/4/2025	<10	<100	<100	<10	<100	<10	<100	<100
18871-MW21	7/18/2012	<10.5	<8,180	<3,760	<3,760	**32,100**	<105	**16,300**	<216
	6/21/2015	<0.0800	<8.00	**2,900**	<0.300	**11,200**	<0.300	**16,100**	<1.00
	5/21/2018	Paved Over							
	12/3/2025	Paved Over - Not Sampled							

Prepared By: GPT
Checked By: JAG

TABLE 2B

Historical Laboratory Analytical Data - 8-Oxygenates

Eddies Pit Stop
US Highway 601 North & Brock Road, Pageland, South Carolina
SCDES UST Permit #18871; Cost Agreement #70688
BLE Project Number 25-26635

Well	Date Sampled	Diisopropyl Ether (IPE) (µg/L)	Ethanol (µg/L)	Ethyl-Tert-butyl Alcohol (ETBA) (µg/L)	Ethyl-tert-butyl ether (ETBE) (µg/L)	Tert-Amyl Alcohol (TAA) (µg/L)	Tert-Amyl Methyl Ether (TAME) (µg/L)	Tert-Butyl Alcohol (TBA) (µg/L)	Tert-Butyl Formate (TBF) (µg/L)
SCDES RBSL		150	10,000	1,400	47	240	128	1,400	NE
18871-MW21D	7/18/2012	<0.525	<409	<188	<5.55	**670**	<5.25	**179**	<10.8
	6/10/2015	<0.0800	<8.00	**1,300**	<0.300	**6,830**	**5.21**	**2,290**	<1.00
	5/21/2018	**1.3 J**	<160	<20	<0.47	**1,990**	**2.5 J**	**1,550**	<10
	9/17/2019	**0.75 J**	<82	<10	<0.24	**887**	**1.9**	**1,070**	<5.0
	8/31/2020	<3.5	<49	<23	<4.4	<27	<4.5	<60	<44
	4/13/2021	Paved Over							
	12/3/2025	Paved Over - Not Sampled							
18871-MW22	7/18/2012	<0.21	<164	<75.2	<2.22	**163**	<2.1	**27.2**	<4.32
	6/12/2015	<0.0800	<8.00	**845**	<0.300	**2,090**	<0.300	**617**	<1.00
	5/21/2018	<0.24	<82	<10	<0.24	<5.3	<0.24	<5.3	<5.0
	9/18/2019	**0.86 J**	<82	<10	<0.24	**6,390**	**1.2 J**	**1,970**	<5.0
	8/31/2020	<3.5	<49	<23	<4.4	**8,000**	**12**	**6,200**	<44
	4/13/2021	<3.5	<49	<23	<4.4	**7,000**	<4.5	**1,800**	<44
	12/3/2025	Paved Over - Not Sampled							
18871-MW22D	7/18/2012	<1.05	<818	<376	<11.1	**2,780**	<10.5	**566**	<21.6
	6/10/2015	<0.0800	<8.00	**1,730**	<0.300	**5,300**	<0.300	**2,610**	<1.00
	5/21/2018	**18.6 J**	<2,000	<250	<5.9	**9,330**	<6.1	**3,340**	<130
	9/18/2019	<12	<4,100	<250	<12	**6,270**	<12	**2,760**	<250
	8/31/2020	<3.5	<49	<23	<4.4	**12,000**	<4.5	**3,000**	<44
	4/13/2021	<3.5	<49	<23	<4.4	**75 I**	<4.5	**88 I**	<44
	12/3/2025	Paved Over - Not Sampled							
18871-RW01	3/8/2017	<0.24	<82	<10	<0.24	<5.3	<0.24	<5.3	<5.0
	5/22/2018	<0.24	<82	<10	<0.24	<5.3	<0.24	<5.3	<5.0
	9/17/2019	Not Sampled							
	8/31/2020	Not Sampled							
	4/13/2021	Not Sampled							
	12/4/2025	<10	<100	<100	<10	<100	<10	<100	<100
18871-RW02	3/8/2017	<0.24	<82	<10	<0.24	<5.3	<0.24	<5.3	<5.0
	5/22/2018	<0.24	<82	<10	<0.24	<5.3	<0.24	<5.3	<5.0
	9/17/2019	Not Sampled							
	8/31/2020	Not Sampled							
	4/13/2021	Not Sampled							
	12/3/2025	Paved Over - Not Sampled							
18871-PW01	1/5/2012	NT	NT	NT	NT	NT	NT	NT	NT
	4/5/2012	NT	NT	NT	NT	NT	NT	NT	NT
	7/17/2012	NT	NT	NT	NT	NT	NT	NT	NT
	6/9/2015	**2.21**	<8.00	<1.10	<0.300	<1.10	<0.300	<1.00	<1.00
	5/22/2018	**1.6**	<131	<50	<0.07	<50	<0.1	<3.6	<1.9
	9/1/2020	**1.4**	<98.8	<62	<3.7	<53.9	<3.5	<27.3	<24.7
	4/15/2021	**1.2**	<72.2	<51.9	<3.2	<36.4	<2.7	<26.8	<29.4
	12/4/2025	No Electricity - Not Sampled							
18871-PW02	1/5/2012	NT	NT	NT	NT	NT	NT	NT	NT
	4/5/2015	NT	NT	NT	NT	NT	NT	NT	NT
	7/17/2012	NT	NT	NT	NT	NT	NT	NT	NT
	6/8/2015	Not Sampled							
	12/4/2025	Could Not Gain Access							

Prepared By: GPT
Checked By: JAG

TABLE 2B

Historical Laboratory Analytical Data - 8-Oxygenates

Eddies Pit Stop
US Highway 601 North & Brock Road, Pageland, South Carolina
SCDES UST Permit #18871; Cost Agreement #70688
BLE Project Number 25-26635

Well	Date Sampled	Diisopropyl Ether (IPE) (µg/L)	Ethanol (µg/L)	Ethyl-Tert-butyl Alcohol (ETBA) (µg/L)	Ethyl-tert-butyl ether (ETBE) (µg/L)	Tert-Amyl Alcohol (TAA) (µg/L)	Tert-Amyl Methyl Ether (TAME) (µg/L)	Tert-Butyl Alcohol (TBA) (µg/L)	Tert-Butyl Formate (TBF) (µg/L)
SCDES RBSL		150	10,000	1,400	47	240	128	1,400	NE
18871-Field Blank-01	12/3/2025	<10	<100	<100	<10	<100	<10	<100	<100
18871-Field Blank-02	12/4/2025	<10	<100	<100	<10	<100	<10	<100	<100
18871-EQ-01	12/3/2025	<10	<100	<100	<10	<100	<10	<100	<100
18871-EQ-02	12/4/2025	<10	<100	<100	<10	<100	<10	<100	<100
Trip Blank	12/3/2025	<10	<100	<100	<10	<100	<10	<100	<100
Trip Blank	12/3/2025	<10	<100	<100	<10	<100	<10	<100	<100

Notes:

RBSL - Risk-Based Screening Level

(µg/L) - micrograms per liter - parts per billion

Bold values indicate concentrations detected above laboratory method detection limits.

Shaded values indicate concentrations exceeding RBSLs.

J - calculated concentration above the adjusted method detection limit and below the adjusted reporting limit

Historical analytical data obtained from historical documents provided by the SCDES.

NE - Not Established

Prepared By: GPT
Checked By: JAG

FIGURES

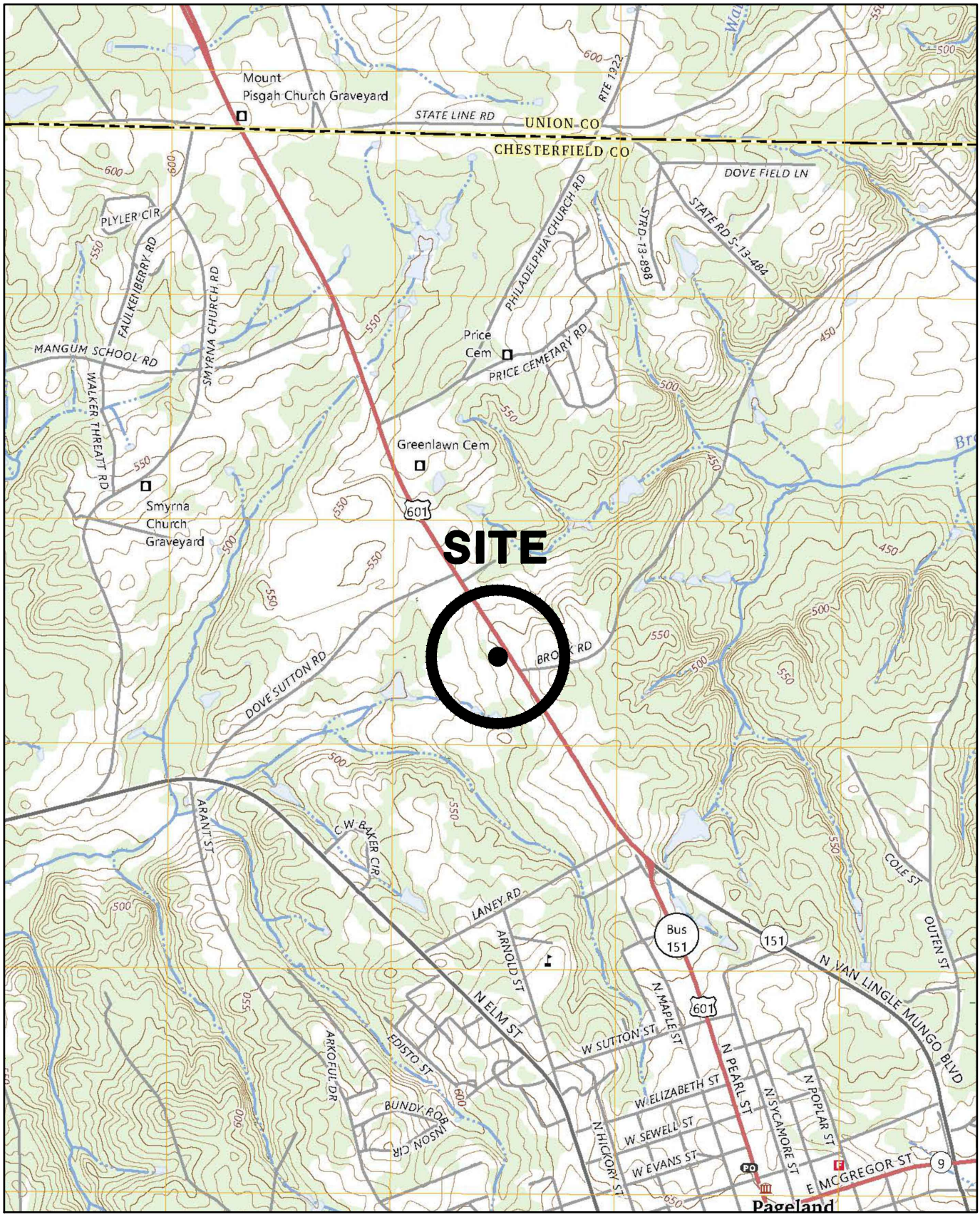

2000 1000 0 2000 4000

APPROXIMATE SCALE IN FEET

REFERENCE:
USGS TOPOGRAPHIC MAP, 7.5 MINUTE SERIES, PAGELAND, S.C. QUADRANGLE, 2024.

DRAWN: ENC	DATE: 12-10-25	BUNNELL LAMMONS ENGINEERING 720 Gracern Rd, Ste 132, Columbia, SC 29210 (803) 832-1380	SITE LOCATION MAP EDDIES PIT STOP UST PERMIT #18871 US HIGHWAY 601 NORTH & BROCK ROAD PAGELAND, SOUTH CAROLINA
CHECKED: GPT	CAD: EDDIESPITSTOP-01		
APPROVED: JAG	JOB NO: J25-26635		

FIGURE
1



DRAWN BY:	ENC	DATE:	12-10-25	REVISIONS			
CHECKED BY:	GPT	FILE:	EDDIESPITSTOP-01	No.	DESCRIPTION	BY	
APPROVED BY:	JAG	JOB NO:	J25-26635				

BUNNELL LAMMONS ENGINEERING
720 Gracern Rd, Ste 132, Columbia, SC 29210
(803) 832-1380

SITE BASE MAP
EDDIES PIT STOP
UST PERMIT #18871
US HIGHWAY 601 NORTH & BROCK ROAD
PAGELAND, SOUTH CAROLINA

FIGURE
2

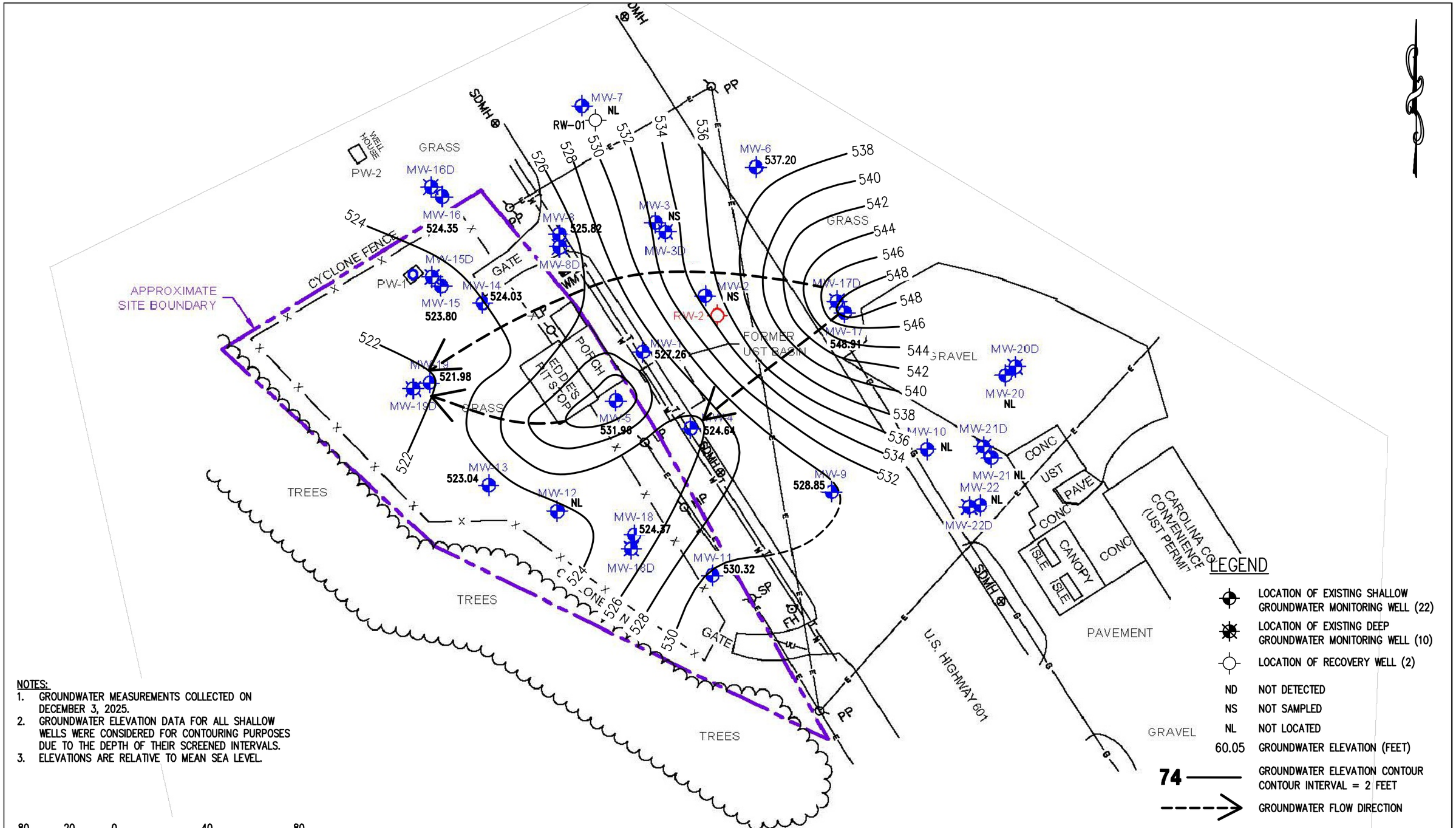

NOTES:
1. GROUNDWATER MEASUREMENTS COLLECTED ON DECEMBER 3, 2025.
2. GROUNDWATER ELEVATION DATA FOR ALL SHALLOW WELLS WERE CONSIDERED FOR CONTOURING PURPOSES DUE TO THE DEPTH OF THEIR SCREENED INTERVALS.
3. ELEVATIONS ARE RELATIVE TO MEAN SEA LEVEL.

80 20 0 40 80

APPROXIMATE SCALE IN FEET

LEGEND

- LOCATION OF EXISTING SHALLOW GROUNDWATER MONITORING WELL (22)
- LOCATION OF EXISTING DEEP GROUNDWATER MONITORING WELL (10)
- LOCATION OF RECOVERY WELL (2)
- ND NOT DETECTED
- NS NOT SAMPLED
- NL NOT LOCATED
- 60.05 GROUNDWATER ELEVATION (FEET)
- 74 GROUNDWATER ELEVATION CONTOUR CONTOUR INTERVAL = 2 FEET
- GROUNDWATER FLOW DIRECTION

REFERENCE:
SITE SURVEY TERRACON CONSULTING ENGINEERS AND SCIENTISTS, INC., DATED FEBRUARY 2016.

DRAWN BY:	ENC	DATE:	12-10-25
CHECKED BY:	GPT	FILE:	EDDIESPITSTOP-01
APPROVED BY:	JAG	JOB NO:	J25-26635

REVISIONS		
No.	DESCRIPTION	BY

BUNNELL LAMMONS ENGINEERING
720 Gracern Rd, Ste 132, Columbia, SC 29210
(803) 832-1380

SHALLOW GROUNDWATER ELEVATION CONTOUR MAP – DECEMBER 2025
EDDIES PIT STOP
UST PERMIT #18871
US HIGHWAY 601 NORTH & BROCK ROAD
PAGELAND, SOUTH CAROLINA

FIGURE
3A



NOTES:
1. GROUNDWATER MEASUREMENTS COLLECTED ON DECEMBER 3, 2025.
2. GROUNDWATER ELEVATION DATA FOR ALL DEEP WELLS WERE CONSIDERED FOR CONTOURING PURPOSES DUE TO THE DEPTH OF THEIR SCREENED INTERVALS.
3. ELEVATIONS ARE RELATIVE TO MEAN SEA LEVEL.

80 20 0 40 80

APPROXIMATE SCALE IN FEET

LEGEND

- LOCATION OF EXISTING SHALLOW GROUNDWATER MONITORING WELL (22)
- LOCATION OF EXISTING DEEP GROUNDWATER MONITORING WELL (10)
- LOCATION OF RECOVERY WELL (2)
- ND — NOT DETECTED
- 60.05 — GROUNDWATER ELEVATION (FEET)
- 74 — GROUNDWATER ELEVATION CONTOUR, CONTOUR INTERVAL = 2 FEET
- GROUNDWATER FLOW DIRECTION

REFERENCE:
SITE SURVEY TERRACON CONSULTING ENGINEERS AND SCIENTISTS, INC., DATED FEBRUARY 2016.

DRAWN BY:	ENC	DATE:	12-10-25
CHECKED BY:	GPT	FILE:	EDDIESPITSTOP-01
APPROVED BY:	JAG	JOB NO:	J25-26635

REVISIONS		
No.	DESCRIPTION	BY

BUNNELL LAMMONS ENGINEERING
720 Gracern Rd, Ste 132, Columbia, SC 29210
(803) 832-1380

DEEP GROUNDWATER ELEVATION CONTOUR MAP – DECEMBER 2025
EDDIES PIT STOP
UST PERMIT #18871
US HIGHWAY 601 NORTH & BROCK ROAD
PAGELAND, SOUTH CAROLINA

FIGURE
3B

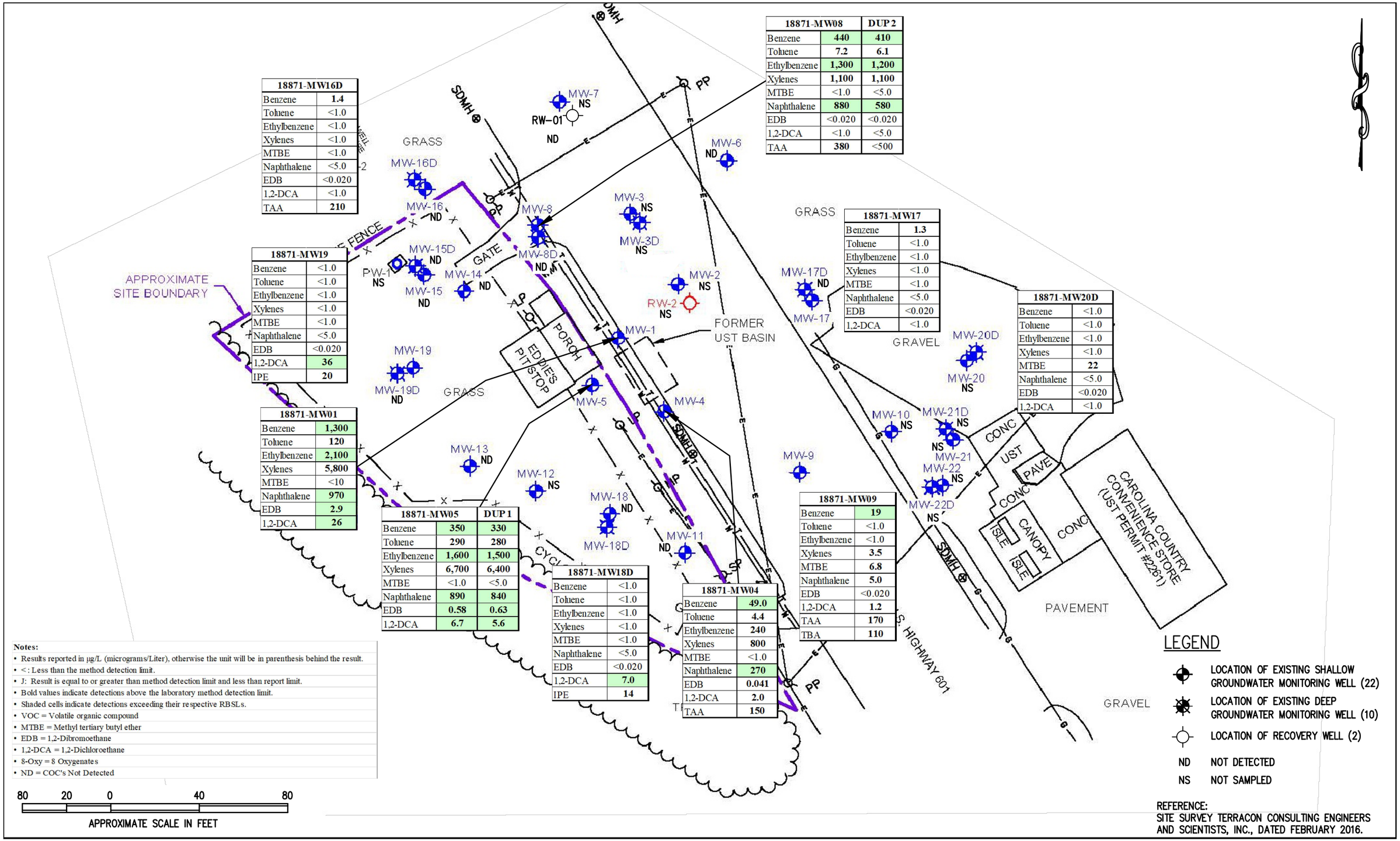

Notes:

- Results reported in µg/L (micrograms/Liter), otherwise the unit will be in parenthesis behind the result.
- <: Less than the method detection limit.
- J: Result is equal to or greater than method detection limit and less than report limit.
- Bold values indicate detections above the laboratory method detection limit.
- Shaded cells indicate detections exceeding their respective RBSLs.
- VOC = Volatile organic compound
- MTBE = Methyl tertiary butyl ether
- EDB = 1,2-Dibromoethane
- 1,2-DCA = 1,2-Dichloroethane
- 8-Oxy = 8 Oxygenates
- ND = COC's Not Detected

80 20 0 40 80

APPROXIMATE SCALE IN FEET

LEGEND

- LOCATION OF EXISTING SHALLOW GROUNDWATER MONITORING WELL (22)
- LOCATION OF EXISTING DEEP GROUNDWATER MONITORING WELL (10)
- LOCATION OF RECOVERY WELL (2)
- ND NOT DETECTED
- NS NOT SAMPLED

REFERENCE:
SITE SURVEY TERRACON CONSULTING ENGINEERS AND SCIENTISTS, INC., DATED FEBRUARY 2016.

DRAWN BY: ENC	DATE: 12-10-25	REVISIONS No. / DESCRIPTION / BY	BUNNELL LAMMONS ENGINEERING 720 Gracern Rd, Ste 132, Columbia, SC 29210 (803) 832-1380	GROUNDWATER COC MAP – DECEMBER 2025 EDDIES PIT STOP UST PERMIT #18871 US HIGHWAY 601 NORTH & BROCK ROAD PAGELAND, SOUTH CAROLINA	FIGURE 4
CHECKED BY: GPT	FILE: EDDIESPITSTOP-01				
APPROVED BY: JAG	JOB NO: J25-26635				

APPENDICES

APPENDIX A

DISPOSAL MANIFEST(S)

NON-HAZARDOUS WASTE MANIFEST

1. Generator ID Number	2. Page 1 of	3. Emergency Response Phone	4. Waste Tracking Number

GENERATOR

5. Generator's Name and Mailing Address
SCDOT
Rt 2 & Hwy 106 N,
Pageland, SC
Generator's Phone:

Generator's Site Address (if different than mailing address)

6. Transporter 1 Company Name
BLE

U.S. EPA ID Number

7. Transporter 2 Company Name

U.S. EPA ID Number

8. Designated Facility Name and Site Address

U.S. EPA ID Number

Facility's Phone:

	9. Waste Shipping Name and Description	10. Containers No.	10. Containers Type	11. Total Quantity	12. Unit Wt./Vol.	
1.	Waste Water	1	drum	40.	gal.	
2.						
3.						
4.						

13. Special Handling Instructions and Additional Information

14. **GENERATOR'S/OFFEROR'S CERTIFICATION:** I hereby declare that the contents of this consignment are fully and accurately described above by the proper shipping name, and are classified, packaged, marked and labeled/placarded, and are in all respects in proper condition for transport according to applicable international and national governmental regulations.

Generator's/Offeror's Printed/Typed Name: Gabbi Trauernicht
Signature: Gabbi
Month: 12 Day: 05 Year: 25

INT'L

15. International Shipments ☐ Import to U.S. ☐ Export from U.S. Port of entry/exit:
Transporter Signature (for exports only): Date leaving U.S.:

TRANSPORTER

16. Transporter Acknowledgment of Receipt of Materials

Transporter 1 Printed/Typed Name: Gabbi Trauernicht
Signature: Gabbi
Month: 12 Day: 05 Year: 25

Transporter 2 Printed/Typed Name
Signature
Month Day Year

DESIGNATED FACILITY

17. Discrepancy

17a. Discrepancy Indication Space ☐ Quantity ☐ Type ☐ Residue ☐ Partial Rejection ☐ Full Rejection

Manifest Reference Number:

17b. Alternate Facility (or Generator)

U.S. EPA ID Number

Facility's Phone:

17c. Signature of Alternate Facility (or Generator)
Month Day Year

18. Designated Facility Owner or Operator: Certification of receipt of materials covered by the manifest except as noted in Item 17a

Printed/Typed Name: Christa Kinsley
Signature: Christa Kinsley
Month: 12 Day: 5 Year: 25

169-BLC-O 5 11977 (Rev. 9/09)

DESIGNATED FACILITY TO GENERATOR

APPENDIX B

GROUNDWATER SAMPLING LOGS

APPENDIX B

MONITORING WELL PURGING AND SAMPLING PROCEDURES

The monitoring wells were purged prior to sample collection to remove any stagnant water, ensuring that the samples collected were representative of the groundwater quality in the vicinity of each well. Both volumetric purging and low-flow purging methodologies were utilized at the site.

Volumetric Purging: For wells that recovered quickly, a minimum of three volumes of water were evacuated. The monitoring wells were purged using a 4-foot long by 1.6-inch diameter disposable polyethylene bailer attached to an unused polypropylene cord. Specific conductivity, pH, water temperature, dissolved oxygen, and turbidity were measured periodically during well evacuation using instruments that were calibrated daily. To minimize the potential for cross-contamination between wells, a new, clean bailer was used at each well. Wells that were evacuated to dryness with less than three well volumes being removed were sampled as soon as the well had recovered enough to yield a sufficient volume for a sample.

Low-Flow Purging/Sampling: A submersible pump or disposable polyethylene tubing (when using a peristaltic pump) was carefully lowered into the water column to the middle or just above the middle of the well screen. The pump was operated at a low flow rate, typically between 100 and 500 mL/min, in order to minimize drawdown of the groundwater and disturbance of the aquifer. Specific conductivity, pH, water temperature, dissolved oxygen, and turbidity were measured regularly in order to ensure collected samples were representative of the aquifer. To minimize the potential for cross-contamination, new polyethylene tubing was utilized for each sampled monitoring well. When using a submersible pump, the pump was decontaminated between each well. When using a peristaltic pump, the samples were collected using the straw method to minimize potential loss of volatiles.

Samples were placed in the appropriate laboratory supplied containers and marked with identifying numbers. Samples were maintained at 4° Celsius in a refrigerated sample cooler and shipped to Eurofins Atlanta in Atlanta, Georgia via courier service for analysis.

INSTRUMENT CALIBRATION AND FREQUENCY QUALITY ASSURANCE / QUALITY CONTROL (QA/QC)

All Instrument Calibration and frequency methods are consistent with the procedures as outlined in the QAPP Addendum. The following calibration standards were used for calibration purposes on December 2, 2025.

Quality Assurance			
pH Sensor:	YSI Pro1030	**Conductivity Sensor:**	YSI Pro1030
serial no.	25A103939	serial no.	25A103939
pH =4.0	4.0	Standard	15,000
pH = 7.0	7.0	Standard	1,413
pH = 10.0	10.0	Standard	447
DO Meter	YSI ProSolo	Standard	84
Standard	0% cal	**Turbidity:**	1.0-10.0 NTU
Chain of Custody			
Gabbi Trauernicht	12/04/2025 1559	Eurofins	12/04/2025 1559

Field Data Information Sheet for Ground Water Sampling
Division of Underground Storage Tank Management

Page _____ of _____

Date 12/4/25
Field Personnel GPT/DCK
General weather Conditions Cloudy
Ambient Air Temperature (°C) 10

Facility Name: Eddies Pit Stop 18871

Quality Assurance

pH Sensor:	YSI Pro1030	**Conductivity Sensor:**	YSI Pro1030
serial no.	25A103939	serial no.	25A103939
pH =4.0	4.0	Standard	1,413
pH = 7.0	7.0	Standard	
pH = 10.0	10.0	**Turbidity:**	Geotech Turbidimeter
DO Meter	YSI ProSolo	serial no.	24055448
Standard	0% cal	Standard	<0.10 - 800 NTU

Chain of Custody

Relinquished by	Date/Time	Received by	Date/Time

Well # MW-01

Well Diameter (D) 2 inch of 43 feet(ft) bgs
conversion factor (C): 3.143*(D/2)^2
for a 2 inch well C = 0.163
for a 4 inch well C = 0.652
*Free Product Thickness _____ ft
Total Well Depth (TWD) 43 ft btoc
Depth to Groundwater (DGW) 26.87 ft btoc
Length of Water Colum (LWC = TWD-DGW) 16.13 ft
1 Casing Volume (LWC*C) = 16.13 X .17 = 2.62 gals
3 Casing Volumes = 3 X 2.62 = 7.89 gals
(Standard Purge Volume)

Purge Method: (Bailer) Pump

Total Volume of Water Purged Before Sampling 8 gals

*If free product is present over 1/8 inch, sampling will not be required.

	Initial	1st Vol.	2nd Vol.	3rd Vol.	4th Vol.	5th Vol.	6th Vol.	7th Vol.	8th Vol.	Post
Volume Purged (gallons)	---	2.66	5.33	8						
Time (military)	1310	1315								
pH (s.u)	5.55	5.66								
Specific Conductivity (µS)	189.9	197.8								
Water Temperature (°C)	18.0	17.1								
Turbidity (NTU)	151	133								
Dissolved Oxygen (mg/l)	3.40	3.92								

Remarks: Sampled at 1315 on 12/4/25.

No vault lid
odor + sheen
Dry after 3 gal

Field Data Information Sheet for Ground Water Sampling
Division of Underground Storage Tank Management

Page _____ of _____

Date _____
Field Personnel GPT/DCK
General weather Conditions _____
Ambient Air Temperature (°C) _____

Facility Name: Eddies Pit Stop 18871

Quality Assurance

pH Sensor:	YSI Pro1030	**Conductivity Sensor:**	YSI Pro1030
serial no.	25A103939	serial no.	25A103939
pH =4.0	4.0	Standard	1,413
pH = 7.0	7.0	Standard	
pH = 10.0	10.0	**Turbidity:**	Geotech Turbidimeter
DO Meter	YSI ProSolo	serial no.	24055448
Standard	0% cal	Standard	<0.10 - 800 NTU

Chain of Custody

Relinquished by	Date/Time	Received by	Date/Time

Well # MW-02

Well Diameter (D) 2 inch of 43 feet(ft) bgs
conversion factor (C): 3.143*(D/2)^2
for a 2 inch well C = 0.163
for a 4 inch well C = 0.652
*Free Product Thickness _____ ft
Total Well Depth (TWD) _____ ft btoc
Depth to Groundwater (DGW) _____ ft btoc
Length of Water Colum (LWC = TWD-DGW) _____ ft
1 Casing Volume (LWC*C) = _____ X .17 = _____ gals
3 Casing Volumes = 3 X _____ = _____ gals
(Standard Purge Volume)

Purge Method: Bailer Pump

Total Volume of Water Purged Before Sampling _____ gals

*If free product is present over 1/8 inch, sampling wiil not be required.

	Initial	1st Vol.	2nd Vol.	3rd Vol.	4th Vol.	5th Vol.	6th Vol.	7th Vol.	8th Vol.	Post
Volume Purged (gallons)	---									
Time (military)										
pH (s.u)										
Specific Conductivity (µS)										
Water Temperature (°C)										
Turbidity (NTU)										
Dissolved Oxygen (mg/l)										

Could not remove vault lid- not sampled

Remarks: Sampled at _____ on _____.

Field Data Information Sheet for Ground Water Sampling
Division of Underground Storage Tank Management

Page _____ of _____

Date _____
Field Personnel GPT/DCK
General weather Conditions _____
Ambient Air Temperature (°C) _____

Facility Name: Eddies Pit Stop 18871

Quality Assurance

pH Sensor:	YSI Pro1030	**Conductivity Sensor:**	YSI Pro1030
serial no.	25A103939	serial no.	25A103939
pH =4.0	4.0	Standard	1,413
pH = 7.0	7.0	Standard	
pH = 10.0	10.0	**Turbidity:**	Geotech Turbidimeter
DO Meter	YSI ProSolo	serial no.	24055448
Standard	0% cal	Standard	<0.10 - 800 NTU

Chain of Custody

Relinquished by	Date/Time	Received by	Date/Time

Well # MW-03

Well Diameter (D) 2 inch of 45 feet(ft) bgs
conversion factor (C): 3.143*(D/2)^2
for a 2 inch well C = 0.163
for a 4 inch well C = 0.652
*Free Product Thickness _____ ft
Total Well Depth (TWD) _____ ft btoc
Depth to Groundwater (DGW) _____ ft btoc
Length of Water Colum (LWC = TWD-DGW) _____ ft
1 Casing Volume (LWC*C) = _____ X .17 = _____ gals
3 Casing Volumes = 3 X _____ = _____ gals
(Standard Purge Volume)

Purge Method: Bailer Pump

Total Volume of Water Purged Before Sampling _____ gals

*If free product is present over 1/8 inch, sampling wiil not be required.

	Initial	1st Vol.	2nd Vol.	3rd Vol.	4th Vol.	5th Vol.	6th Vol.	7th Vol.	8th Vol.	Post
Volume Purged (gallons)	---									
Time (military)										
pH (s.u)										
Specific Conductivity (µS)										
Water Temperature (°C)										
Turbidity (NTU)										
Dissolved Oxygen (mg/l)										

Remarks: Sampled at _____ on _____.

Could not remove vault lid - not sampled

Field Data Information Sheet for Ground Water Sampling
Division of Underground Storage Tank Management

Page _____ of _____

Date _____
Field Personnel GPT/DCK
General weather Conditions _____
Ambient Air Temperature (°C) _____

Facility Name: Eddies Pit Stop 18871

Quality Assurance

pH Sensor:	YSI Pro1030	**Conductivity Sensor:**	YSI Pro1030
serial no.	25A103939	serial no.	25A103939
pH =4.0	4.0	Standard	1,413
pH = 7.0	7.0	Standard	
pH = 10.0	10.0	**Turbidity:**	Geotech Turbidimeter
DO Meter	YSI ProSolo	serial no.	24055448
Standard	0% cal	Standard	<0.10 - 800 NTU

Chain of Custody

Relinquished by	Date/Time	Received by	Date/Time

Well # MW-03D

Well Diameter (D) 2 inch of ~~60~~ 60 feet(ft) bgs
conversion factor (C): 3.143*(D/2)^2
for a 2 inch well C = 0.163
for a 4 inch well C = 0.652
*Free Product Thickness _____ ft
Total Well Depth (TWD) _____ ft btoc
Depth to Groundwater (DGW) _____ ft btoc
Length of Water Colum (LWC = TWD-DGW) _____ ft
1 Casing Volume (LWC*C) = _____ X .17 = _____ gals
3 Casing Volumes = 3 X _____ = _____ gals
(Standard Purge Volume)

Purge Method: Bailer Pump

Total Volume of Water Purged Before Sampling _____ gals

*If free product is present over 1/8 inch, sampling will not be required.

	Initial	1st Vol.	2nd Vol.	3rd Vol.	4th Vol.	5th Vol.	6th Vol.	7th Vol.	8th Vol.	Post
Volume Purged (gallons)	---									
Time (military)										
pH (s.u)										
Specific Conductivity (µS)										
Water Temperature (°C)										
Turbidity (NTU)										
Dissolved Oxygen (mg/l)										

Remarks: Sampled at _____ on _____.

could not remove vault lid-
did not sample

Field Data Information Sheet for Ground Water Sampling
Division of Underground Storage Tank Management

Page _____ of _____

Date 12104125
Field Personnel GPT/DCK
General weather Conditions Cloudy
Ambient Air Temperature (°C) 10

Facility Name: Eddies Pit Stop 18871

Quality Assurance

pH Sensor:	YSI Pro1030	**Conductivity Sensor:**	YSI Pro1030
serial no.	25A103939	serial no.	25A103939
pH =4.0	4.0	Standard	1,413
pH = 7.0	7.0	Standard	
pH = 10.0	10.0	**Turbidity:**	Geotech Turbidimeter
DO Meter	YSI ProSolo	serial no.	24055448
Standard	0% cal	Standard	<0.10 - 800 NTU

Chain of Custody

Relinquished by	Date/Time	Received by	Date/Time

Well # MW-04

Well Diameter (D) 2 inch of 49 feet(ft) bgs
conversion factor (C): 3.143*(D/2)^2
for a 2 inch well C = 0.163
for a 4 inch well C = 0.652

*Free Product Thickness		ft
Total Well Depth (TWD)	49	ft btoc
Depth to Groundwater (DGW)	29.92	ft btoc
Length of Water Colum (LWC = TWD-DGW)	19.08	ft
1 Casing Volume (LWC*C) = 19.08 X .17 =	3.11	gals
3 Casing Volumes = 3 X 3.11 =	9.33	gals

(Standard Purge Volume)

Purge Method: (Bailer) Pump

Total Volume of Water Purged Before Sampling 6 gals

*If free product is present over 1/8 inch, sampling will not be required.

	Initial	1st Vol.	2nd Vol.	3rd Vol.	4th Vol.	5th Vol.	6th Vol.	7th Vol.	8th Vol.	Post
Volume Purged (gallons)	---	3.33	6.666	10						
Time (military)	1300	1320								
pH (s.u)	5.61	5.43								
Specific Conductivity (µS)	120.0	111.2								
Water Temperature (°C)	17.4	17.9								
Turbidity (NTU)	121	245								
Dissolved Oxygen (mg/l)	3.69	2.666								

Remarks: Sampled at 1320 on 12104125.

Replaced well cap
DRY after 6 gal

Field Data Information Sheet for Ground Water Sampling
Division of Underground Storage Tank Management

Page _____ of _____

Date 12/4/25
Field Personnel GPT/DCK
General weather Conditions Cloudy
Ambient Air Temperature (°C) 4

Facility Name: Eddies Pit Stop 18871

Quality Assurance

pH Sensor:	YSI Pro1030	**Conductivity Sensor:**	YSI Pro1030
serial no.	25A103939	serial no.	25A103939
pH =4.0	4.0	Standard	1,413
pH = 7.0	7.0	Standard	
pH = 10.0	10.0	**Turbidity:**	Geotech Turbidimeter
DO Meter	YSI ProSolo	serial no.	24055448
Standard	0% cal	Standard	<0.10 - 800 NTU

Chain of Custody

Relinquished by	Date/Time	Received by	Date/Time

Well # MW-05

Well Diameter (D) 2 inch of 25 feet(ft) bgs
conversion factor (C): 3.143*(D/2)^2
for a 2 inch well C = 0.163
for a 4 inch well C = 0.652

*Free Product Thickness		ft
Total Well Depth (TWD)	25	ft btoc
Depth to Groundwater (DGW)	19.46	ft btoc
Length of Water Colum (LWC = TWD-DGW)	5.54	ft
1 Casing Volume (LWC*C) = 5.54 X .17 =	0.90	gals
3 Casing Volumes = 3 X 0.90 =	2.71	gals

(Standard Purge Volume)

Purge Method: (Bailer) Pump

Total Volume of Water Purged Before Sampling 3 gals

*If free product is present over 1/8 inch, sampling will not be required.

	Initial	1st Vol.	2nd Vol.	3rd Vol.	4th Vol.	5th Vol.	6th Vol.	7th Vol.	8th Vol.	Post
Volume Purged (gallons)	---	1	2	3						
Time (military)	922	927	932	937						
pH (s.u)	5.48	5.54	5.54	5.47						
Specific Conductivity (µS)	142.7	157.5	165.7	162.8						
Water Temperature (°C)	17.6	17.4	17.7	18.2						
Turbidity (NTU)	53.1	192	80.7	[illegible]		69.1				
Dissolved Oxygen (mg/l)	3.76	3.94	3.98	3.73						

Remarks: Sampled at 937 on 12/4/25.

odor
Dup 1 @ 939

Field Data Information Sheet for Ground Water Sampling
Division of Underground Storage Tank Management

Page _____ of _____

Date 12/3/25
Field Personnel GPT/DCK
General weather Conditions Sunny
Ambient Air Temperature (°C) 8

Facility Name: Eddies Pit Stop 18871

Quality Assurance

pH Sensor:	YSI Pro1030	**Conductivity Sensor:**	YSI Pro1030
serial no.	25A103939	serial no.	25A103939
pH =4.0	4.0	Standard	1,413
pH = 7.0	7.0	Standard	
pH = 10.0	10.0	**Turbidity:**	Geotech Turbidimeter
DO Meter	YSI ProSolo	serial no.	24055448
Standard	0% cal	Standard	<0.10 - 800 NTU

Chain of Custody

Relinquished by	Date/Time	Received by	Date/Time

Well # MW-6

Well Diameter (D) 2 inch of _____ feet(ft) bgs
conversion factor (C): 3.143*(D/2)^2
for a 2 inch well C = 0.163
for a 4 inch well C = 0.652
*Free Product Thickness _____ ft
Total Well Depth (TWD) 35 ft btoc
Depth to Groundwater (DGW) 16.59 ft btoc
Length of Water Colum (LWC = TWD-DGW) 18.41 ft
1 Casing Volume (LWC*C) = 18.41 X .17 = 3.00 gals
3 Casing Volumes = 3 X 3.00 = 9.00 gals
(Standard Purge Volume)

Purge Method: (Bailer) Pump

Total Volume of Water Purged Before Sampling 6 gals

*If free product is present over 1/8 inch, sampling will not be required.

	Initial	1st Vol.	2nd Vol.	3rd Vol.	4th Vol.	5th Vol.	6th Vol.	7th Vol.	8th Vol.	Post
Volume Purged (gallons)	---	3	6	~~9~~						
Time (military)	1246	1453	1501							
pH (s.u)	5.39	5.19	5.23							
Specific Conductivity (µS)	71.7	90.0	90.0							
Water Temperature (°C)	19.4	18.5	17.8							
Turbidity (NTU)	29.0	162	289							
Dissolved Oxygen (mg/l)	6.43	5.90	5.84							

Remarks: Sampled at 1505 on 12/3/25.

Dry after 6 gal
no waste water - dumped on ground

Field Data Information Sheet for Ground Water Sampling
Division of Underground Storage Tank Management

Page _____ of _____

Date 12/03/25
Field Personnel GPT/DCK
General weather Conditions
Ambient Air Temperature (°C)

Facility Name: Eddies Pit Stop 18871

Quality Assurance

pH Sensor:	YSI Pro1030	**Conductivity Sensor:**	YSI Pro1030
serial no.	25A103939	serial no.	25A103939
pH =4.0	4.0	Standard	1,413
pH = 7.0	7.0	Standard	
pH = 10.0	10.0	**Turbidity:**	Geotech Turbidimeter
DO Meter	YSI ProSolo	serial no.	24055448
Standard	0% cal	Standard	<0.10 - 800 NTU

Chain of Custody

Relinquished by	Date/Time	Received by	Date/Time

Well # MW-07

Well Diameter (D) _____ inch of _____ feet(ft) bgs
conversion factor (C): 3.143*(D/2)^2
for a 2 inch well C = 0.163
for a 4 inch well C = 0.652
*Free Product Thickness _____ ft
Total Well Depth (TWD) _____ ft btoc
Depth to Groundwater (DGW) _____ ft btoc
Length of Water Colum (LWC = TWD-DGW) _____ ft
1 Casing Volume (LWC*C) = _____ X .17 = _____ gals
3 Casing Volumes = 3 X _____ = _____ gals
(Standard Purge Volume)

Purge Method: Bailer Pump

Total Volume of Water Purged Before Sampling _____ gals

*If free product is present over 1/8 inch, sampling will not be required.

	Initial	1st Vol.	2nd Vol.	3rd Vol.	4th Vol.	5th Vol.	6th Vol.	7th Vol.	8th Vol.	Post
Volume Purged (gallons)	---									
Time (military)										
pH (s.u)										
Specific Conductivity (µS)										
Water Temperature (°C)										
Turbidity (NTU)										
Dissolved Oxygen (mg/l)										

Remarks: Sampled at _____ on _____.

Paved over - not sampled

Field Data Information Sheet for Ground Water Sampling
Division of Underground Storage Tank Management

Page _____ of _____

Date 12/04/25
Field Personnel GPT/DCK
General weather Conditions Sunny
Ambient Air Temperature (°C) 4

Facility Name: Eddies Pit Stop 18871

Quality Assurance

pH Sensor:	YSI Pro1030	**Conductivity Sensor:**	YSI Pro1030
serial no.	25A103939	serial no.	25A103939
pH =4.0	4.0	Standard	1,413
pH = 7.0	7.0	Standard	
pH = 10.0	10.0	**Turbidity:**	Geotech Turbidimeter
DO Meter	YSI ProSolo	serial no.	24055448
Standard	0% cal	Standard	<0.10 - 800 NTU

Chain of Custody

Relinquished by	Date/Time	Received by	Date/Time

Well # ~~[illegible]~~ MW-08D

Well Diameter (D) 2 inch of 60 feet(ft) bgs
conversion factor (C): 3.143*(D/2)^2
for a 2 inch well C = 0.163
for a 4 inch well C = 0.652

*Free Product Thickness		ft
Total Well Depth (TWD)	60	ft btoc
Depth to Groundwater (DGW)	28.47	ft btoc
Length of Water Colum (LWC = TWD-DGW)	31.53	ft
1 Casing Volume (LWC*C) =	31.53 X .17 =	5.14 gals
3 Casing Volumes = 3 X	5.14 =	15.41 gals

(Standard Purge Volume)

Purge Method: Bailer (Pump)

Total Volume of Water Purged Before Sampling 6.5 gals

*If free product is present over 1/8 inch, sampling will not be required.

	Initial	1st Vol.	2nd Vol.	3rd Vol.	4th Vol.	5th Vol.	6th Vol.	7th Vol.	8th Vol.	Post
Volume Purged (gallons)	---	1	2.5	4	5	6.5				
Time (military)	0935	0940	0945	0950	0955	1000				
pH (s.u)	6.42	6.61	6.70	6.24	6.28	6.33				
Specific Conductivity (µS)	332.8	365.9	358.9	297.1	259.1	232.4				
Water Temperature (°C)	16.7	17.4	17.8	18.3	18.3	18.5				
Turbidity (NTU)	6.666	1090	624	204	974	735				
Dissolved Oxygen (mg/l)	3.52	3.86	3.42	2.99	2.98	3.07				

Remarks: Sampled at 1000 on 12/04/25.

No waste water - dumped on ground

Low Flow Pump

Field Data Information Sheet for Ground Water Sampling
Division of Underground Storage Tank Management

Page _____ of _____

Date 12/4/25
Field Personnel GPT/DCK
General weather Conditions ~~Sun~~ Cloudy
Ambient Air Temperature (°C) 11

Facility Name: Eddies Pit Stop 18871

Quality Assurance

pH Sensor:	YSI Pro1030	**Conductivity Sensor:**	YSI Pro1030
serial no.	25A103939	serial no.	25A103939
pH =4.0	4.0	Standard	1,413
pH = 7.0	7.0	Standard	
pH = 10.0	10.0	**Turbidity:**	Geotech Turbidimeter
DO Meter	YSI ProSolo	serial no.	24055448
Standard	0% cal	Standard	<0.10 - 800 NTU

Chain of Custody

Relinquished by	Date/Time	Received by	Date/Time

Well # MW-08

Well Diameter (D) 2 inch of 35 feet(ft) bgs
conversion factor (C): 3.143*(D/2)^2
for a 2 inch well C = 0.163
for a 4 inch well C = 0.652

*Free Product Thickness		ft
Total Well Depth (TWD)	35	ft btoc
Depth to Groundwater (DGW)	26.94	ft btoc
Length of Water Colum (LWC = TWD-DGW)	8.06	ft
1 Casing Volume (LWC*C) =	8.06 X .17 =	1.31 gals
3 Casing Volumes = 3 X	1.31 =	3.94 gals

(Standard Purge Volume)

Purge Method: (Bailer) Pump

Total Volume of Water Purged Before Sampling ~~4~~ 2 gals

*If free product is present over 1/8 inch, sampling will not be required.

	Initial	1st Vol.	2nd Vol.	3rd Vol.	4th Vol.	5th Vol.	6th Vol.	7th Vol.	8th Vol.	Post
Volume Purged (gallons)	---	1.33	2.66	4						
Time (military)										
pH (s.u)	5.83	5.84								
Specific Conductivity (µS)	174.4	183.8								
Water Temperature (°C)	17.7	18.0								
Turbidity (NTU)	47.5	50.5								
Dissolved Oxygen (mg/l)	4.33	4.18								

Dry after 2 gal

Remarks: Sampled at 1335 on 12/4/25.

odor + Sheen
Dup 2 @ 1337

Field Data Information Sheet for Ground Water Sampling
Division of Underground Storage Tank Management

Page _____ of _____

Date 12/3/25
Field Personnel GPT/DCK
General weather Conditions Sunny
Ambient Air Temperature (°C) 9

Facility Name: Eddies Pit Stop 18871

Quality Assurance

pH Sensor:	YSI Pro1030	**Conductivity Sensor:**	YSI Pro1030
serial no.	25A103939	serial no.	25A103939
pH =4.0	4.0	Standard	1,413
pH = 7.0	7.0	Standard	
pH = 10.0	10.0	**Turbidity:**	Geotech Turbidimeter
DO Meter	YSI ProSolo	serial no.	24055448
Standard	0% cal	Standard	<0.10 - 800 NTU

Chain of Custody

Relinquished by	Date/Time	Received by	Date/Time

Well # MW-09

Well Diameter (D) 2 inch of 35 feet(ft) bgs
conversion factor (C): 3.143*(D/2)^2
for a 2 inch well C = 0.163
for a 4 inch well C = 0.652
*Free Product Thickness _____ ft
Total Well Depth (TWD) 35 ft btoc
Depth to Groundwater (DGW) 26.04 ft btoc
Length of Water Colum (LWC = TWD-DGW) 8.96 ft
1 Casing Volume (LWC*C) = 8.96 X .17 = 1.46 gals
3 Casing Volumes = 3 X 1.46 = 4.38 gals
(Standard Purge Volume)

Purge Method: (Bailer) Pump

Total Volume of Water Purged Before Sampling 3 gals

*If free product is present over 1/8 inch, sampling wiil not be required.

	Initial	1st Vol.	2nd Vol.	3rd Vol.	4th Vol.	5th Vol.	6th Vol.	7th Vol.	8th Vol.	Post
Volume Purged (gallons)	---	1.33	2.66	~~5~~						
Time (military)	1545	1550	1555							
pH (s.u)	4.84	4.84	4.86							
Specific Conductivity (µS)	75.0	88.3	97.9							
Water Temperature (°C)	19.8	19.0	14.7							
Turbidity (NTU)	35.3	45.2	50.8							
Dissolved Oxygen (mg/l)	2.05	3.53	3.57							

Remarks: Sampled at 1555 on 12/3/25.

NO vault lid
Dry after 3 gal
~~Non-detect~~ - dumped on ground
Below RBSL

BLE

Field Data Information Sheet for Ground Water Sampling
Division of Underground Storage Tank Management

Page _____ of _____

Date 12103125
Field Personnel GPT/DCK
General weather Conditions
Ambient Air Temperature (°C)

Facility Name: Eddies Pit Stop 18871

Quality Assurance

pH Sensor:	YSI Pro1030	**Conductivity Sensor:**	YSI Pro1030
serial no.	25A103939	serial no.	25A103939
pH =4.0	4.0	Standard	1,413
pH = 7.0	7.0	Standard	
pH = 10.0	10.0	**Turbidity:**	Geotech Turbidimeter
DO Meter	YSI ProSolo	serial no.	24055448
Standard	0% cal	Standard	<0.10 - 800 NTU

Chain of Custody

Relinquished by	Date/Time	Received by	Date/Time

Well # MW-10

Well Diameter (D) _____ inch of _____ feet(ft) bgs
conversion factor (C): 3.143*(D/2)^2
for a 2 inch well C = 0.163
for a 4 inch well C = 0.652
*Free Product Thickness _____ ft
Total Well Depth (TWD) _____ ft btoc
Depth to Groundwater (DGW) _____ ft btoc
Length of Water Colum (LWC = TWD-DGW) _____ ft
1 Casing Volume (LWC*C) = _____ X .17 = _____ gals
3 Casing Volumes = 3 X _____ = _____ gals
(Standard Purge Volume)

Purge Method: Bailer Pump

Total Volume of Water Purged Before Sampling _____ gals

*If free product is present over 1/8 inch, sampling will not be required.

	Initial	1st Vol.	2nd Vol.	3rd Vol.	4th Vol.	5th Vol.	6th Vol.	7th Vol.	8th Vol.	Post
Volume Purged (gallons)	---									
Time (military)										
pH (s.u)										
Specific Conductivity (µS)										
Water Temperature (°C)										
Turbidity (NTU)										
Dissolved Oxygen (mg/l)										

Remarks: Sampled at _____ on _____.

Paved over-
not sampled

Field Data Information Sheet for Ground Water Sampling
Division of Underground Storage Tank Management

Page _____ of _____

Date 12/04/25
Field Personnel GPT/DCK
General weather Conditions Sunny
Ambient Air Temperature (°C) 7

Facility Name: Eddies Pit Stop 18871

Quality Assurance

pH Sensor:	YSI Pro1030	**Conductivity Sensor:**	YSI Pro1030
serial no.	25A103939	serial no.	25A103939
pH =4.0	4.0	Standard	1,413
pH = 7.0	7.0	Standard	
pH = 10.0	10.0	**Turbidity:**	Geotech Turbidimeter
DO Meter	YSI ProSolo	serial no.	24055448
Standard	0% cal	Standard	<0.10 - 800 NTU

Chain of Custody

Relinquished by	Date/Time	Received by	Date/Time

Well # MW-11

Well Diameter (D) 2 inch of 35 feet(ft) bgs
conversion factor (C): 3.143*(D/2)^2
for a 2 inch well C = 0.163
for a 4 inch well C = 0.652
*Free Product Thickness _____ ft
Total Well Depth (TWD) 35 ft btoc
Depth to Groundwater (DGW) 24.47 ft btoc
Length of Water Colum (LWC = TWD-DGW) 10.53 ft
1 Casing Volume (LWC*C) = 10.53 X .17 = 1.72 gals
3 Casing Volumes = 3 X 1.72 = 5.15 gals
(Standard Purge Volume)

Purge Method: (Bailer) Pump

Total Volume of Water Purged Before Sampling 5 gals

*If free product is present over 1/8 inch, sampling will not be required.

	Initial	1st Vol.	2nd Vol.	3rd Vol.	4th Vol.	5th Vol.	6th Vol.	7th Vol.	8th Vol.	Post
Volume Purged (gallons)	---	2	4	~~6~~						
Time (military)	1100	1105	1110							
pH (s.u)	5.82	5.38	5.23							
Specific Conductivity (µS)	79.7	76.3	77.1							
Water Temperature (°C)	15.9	16.4	16.7							
Turbidity (NTU)	22.3	64.9	100							
Dissolved Oxygen (mg/l)	4.29	4.23	4.15							

Remarks: Sampled at 1110 on 12/04/25.

Dry after 5 gal

No waste water - dumped on ground

Field Data Information Sheet for Ground Water Sampling
Division of Underground Storage Tank Management

Page _____ of _____

Date _____
Field Personnel GPT/DCK
General weather Conditions _____
Ambient Air Temperature (°C) _____

Facility Name: Eddies Pit Stop 18871

Quality Assurance

pH Sensor:	YSI Pro1030	**Conductivity Sensor:**	YSI Pro1030
serial no.	25A103939	serial no.	25A103939
pH =4.0	4.0	Standard	1,413
pH = 7.0	7.0	Standard	
pH = 10.0	10.0	**Turbidity:**	Geotech Turbidimeter
DO Meter	YSI ProSolo	serial no.	24055448
Standard	0% cal	Standard	<0.10 - 800 NTU

Chain of Custody

Relinquished by	Date/Time	Received by	Date/Time

Well # MW-12

Well Diameter (D) _____ inch of _____ feet(ft) bgs
conversion factor (C): 3.143*(D/2)^2
for a 2 inch well C = 0.163
for a 4 inch well C = 0.652
*Free Product Thickness _____ ft
Total Well Depth (TWD) _____ ft btoc
Depth to Groundwater (DGW) _____ ft btoc
Length of Water Colum (LWC = TWD-DGW) _____ ft
1 Casing Volume (LWC*C) = _____ X .17 = _____ gals
3 Casing Volumes = 3 X _____ = _____ gals
(Standard Purge Volume)

Purge Method: Bailer Pump

Total Volume of Water Purged Before Sampling _____ gals

*If free product is present over 1/8 inch, sampling wiil not be required.

	Initial	1st Vol.	2nd Vol.	3rd Vol.	4th Vol.	5th Vol.	6th Vol.	7th Vol.	8th Vol.	Post
Volume Purged (gallons)	---									
Time (military)										
pH (s.u)										
Specific Conductivity (µS)										
Water Temperature (°C)										
Turbidity (NTU)										
Dissolved Oxygen (mg/l)										

Not Located/ Not Accessible

Remarks: Sampled at _____ on _____.

Field Data Information Sheet for Ground Water Sampling
Division of Underground Storage Tank Management

Page _____ of _____

Date 12/04/25
Field Personnel GPT/DCK
General weather Conditions Sunny
Ambient Air Temperature (°C) 7

Facility Name: Eddies Pit Stop 18871

Quality Assurance

pH Sensor:	YSI Pro1030	**Conductivity Sensor:**	YSI Pro1030
serial no.	25A103939	serial no.	25A103939
pH =4.0	4.0	Standard	1,413
pH = 7.0	7.0	Standard	
pH = 10.0	10.0	**Turbidity:**	Geotech Turbidimeter
DO Meter	YSI ProSolo	serial no.	24055448
Standard	0% cal	Standard	<0.10 - 800 NTU

Chain of Custody

Relinquished by	Date/Time	Received by	Date/Time

Well # MW-13

Well Diameter (D) 2 inch of 35 feet(ft) bgs
conversion factor (C): 3.143*(D/2)^2
for a 2 inch well C = 0.163
for a 4 inch well C = 0.652
*Free Product Thickness _____ ft
Total Well Depth (TWD) 35 ft btoc
Depth to Groundwater (DGW) 22.16 ft btoc
Length of Water Colum (LWC = TWD-DGW) 12.84 ft
1 Casing Volume (LWC*C) = 12.84 X .17 = 2.09 gals
3 Casing Volumes = 3 X 2.09 = 6.27 gals
(Standard Purge Volume)

Purge Method: (Bailer) Pump

Total Volume of Water Purged Before Sampling 7 gals

*If free product is present over 1/8 inch, sampling will not be required.

	Initial	1st Vol.	2nd Vol.	3rd Vol.	4th Vol.	5th Vol.	6th Vol.	7th Vol.	8th Vol.	Post
Volume Purged (gallons)	---	2.33	4.66	7						
Time (military)	1115	1120	1125	1130						
pH (s.u)	5.78	5.75	5.82	5.81						
Specific Conductivity (µS)	120.2	120.1	114.0	114.4						
Water Temperature (°C)	16.4	16.6	16.5	16.0						
Turbidity (NTU)	108	187	114	183						
Dissolved Oxygen (mg/l)	3.38	3.83	3.72	3.89						

Remarks: Sampled at 1130 on 12/04/25.

Field Data Information Sheet for Ground Water Sampling
Division of Underground Storage Tank Management

Page _____ of _____

Date 12/04/25
Field Personnel GPT/DCK
General weather Conditions 90% Cloudy
Ambient Air Temperature (°C) 9

Facility Name: Eddies Pit Stop 18871

Quality Assurance

pH Sensor:	YSI Pro1030	**Conductivity Sensor:**	YSI Pro1030
serial no.	25A103939	serial no.	25A103939
pH =4.0	4.0	Standard	1,413
pH = 7.0	7.0	Standard	
pH = 10.0	10.0	**Turbidity:**	Geotech Turbidimeter
DO Meter	YSI ProSolo	serial no.	24055448
Standard	0% cal	Standard	<0.10 - 800 NTU

Chain of Custody

Relinquished by	Date/Time	Received by	Date/Time

Well # MW-14

Well Diameter (D) 2 inch of 35 feet(ft) bgs
conversion factor (C): 3.143*(D/2)^2
for a 2 inch well C = 0.163
for a 4 inch well C = 0.652
*Free Product Thickness _____ ft
Total Well Depth (TWD) 35 ft btoc
Depth to Groundwater (DGW) 22.45 ft btoc
Length of Water Colum (LWC = TWD-DGW) 12.55 ft
1 Casing Volume (LWC*C) = 12.55 X .17 = 2.05 gals
3 Casing Volumes = 3 X 2.05 = 6.14 gals
(Standard Purge Volume)

Purge Method: (Bailer) Pump

Total Volume of Water Purged Before Sampling 7 gals

*If free product is present over 1/8 inch, sampling will not be required.

	Initial	1st Vol.	2nd Vol.	3rd Vol.	4th Vol.	5th Vol.	6th Vol.	7th Vol.	8th Vol.	Post
Volume Purged (gallons)	---	2.33	4.66	7						
Time (military)	1205	1210	1215	1220						
pH (s.u)	5.73	5.79	5.85	5.86						
Specific Conductivity (µS)	89.2	102.1	107.6	109.4						
Water Temperature (°C)	16.6	16.9	16.9	16.6						
Turbidity (NTU)	45.6	140	485	445						
Dissolved Oxygen (mg/l)	4.34	2.88	3.72	3.53						

Remarks: Sampled at 1220 on 12/04/25.

Field Data Information Sheet for Ground Water Sampling
Division of Underground Storage Tank Management

Page _____ of _____

Date 12/3/25
Field Personnel GPT/DCK
General weather Conditions ~~Sunny~~ Cloudy
Ambient Air Temperature (°C) 9

Facility Name: Eddies Pit Stop 18871

Quality Assurance

pH Sensor:	YSI Pro1030	**Conductivity Sensor:**	YSI Pro1030
serial no.	25A103939	serial no.	25A103939
pH =4.0	4.0	Standard	1,413
pH = 7.0	7.0	Standard	
pH = 10.0	10.0	**Turbidity:**	Geotech Turbidimeter
DO Meter	YSI ProSolo	serial no.	24055448
Standard	0% cal	Standard	<0.10 - 800 NTU

Chain of Custody

Relinquished by	Date/Time	Received by	Date/Time

Well # MW-15

Well Diameter (D) 2 inch of 32 feet(ft) bgs
conversion factor (C): 3.143*(D/2)^2
for a 2 inch well C = 0.163
for a 4 inch well C = 0.652
*Free Product Thickness _____ ft
Total Well Depth (TWD) 32 ft btoc
Depth to Groundwater (DGW) 21.97 ft btoc
Length of Water Colum (LWC = TWD-DGW) 10.03 ft
1 Casing Volume (LWC*C) = 10.03 X .17 = 1.63 gals
3 Casing Volumes = 3 X 1.63 = 4.90 gals
(Standard Purge Volume)

Purge Method: (Bailer) Pump

Total Volume of Water Purged Before Sampling ~~5~~ 3.66 gals

*If free product is present over 1/8 inch, sampling will not be required.

	Initial	1st Vol.	2nd Vol.	3rd Vol.	4th Vol.	5th Vol.	6th Vol.	7th Vol.	8th Vol.	Post
Volume Purged (gallons)	---	1.33	2.66	5						
Time (military)	1600	1640	1645							
pH (s.u)	5.53	5.61	5.62							
Specific Conductivity (µS)	~~365~~ 76.7	81.9	85.5							
Water Temperature (°C)	16.7	16.7	16.7							
Turbidity (NTU)	44.4	52.7	115							
Dissolved Oxygen (mg/l)	4.57	4.50	4.53							

Remarks: Sampled at 1645 on 12/3/25.

Dry after 3.66 gal
no waste water - dumped on ground

Field Data Information Sheet for Ground Water Sampling
Division of Underground Storage Tank Management

Page _____ of _____

Date 12/03/25
Field Personnel GPT/DCK
General weather Conditions Sunny
Ambient Air Temperature (°C) 8

Facility Name: Eddies Pit Stop 18871

Quality Assurance

pH Sensor:	YSI Pro1030	**Conductivity Sensor:**	YSI Pro1030
serial no.	25A103939	serial no.	25A103939
pH =4.0	4.0	Standard	1,413
pH = 7.0	7.0	Standard	
pH = 10.0	10.0	**Turbidity:**	Geotech Turbidimeter
DO Meter	YSI ProSolo	serial no.	24055448
Standard	0% cal	Standard	<0.10 - 800 NTU

Chain of Custody

Relinquished by	Date/Time	Received by	Date/Time

Well # MW-15D

Well Diameter (D) 2 inch of 60 feet(ft) bgs
conversion factor (C): 3.143*(D/2)^2
for a 2 inch well C = 0.163
for a 4 inch well C = 0.652

*Free Product Thickness		ft
Total Well Depth (TWD)	60	ft btoc
Depth to Groundwater (DGW)	21.71	ft btoc
Length of Water Colum (LWC = TWD-DGW)		38.29 ft
1 Casing Volume (LWC*C) =	38.29 X .17 =	6.24 gals
3 Casing Volumes = 3 X	6.24 =	18.72 gals

(Standard Purge Volume)

Purge Method: Bailer (Pump)

Total Volume of Water Purged Before Sampling 6 gals

*If free product is present over 1/8 inch, sampling will not be required.

	Initial	1st Vol.	2nd Vol.	3rd Vol.	4th Vol.	5th Vol.	6th Vol.	7th Vol.	8th Vol.	Post
Volume Purged (gallons)	---	1	3	4.5	6					
Time (military)	1610	1615	1620	1625	1630					
pH (s.u)	5.44	5.62	5.41	5.45	5.38					
Specific Conductivity (µS)	105.7	102.0	114.9	117.9	125.6					
Water Temperature (°C)	~~20000~~ 16.5	16.9	17.0	17.1	16.8					
Turbidity (NTU)	71100	62.5	78.5	52.4	45.3					
Dissolved Oxygen (mg/l)	5.16	5.44	3.27	4.10	4.01					

Remarks: Sampled at 1630 on 12/03/25.

No waste water dumped on ground

Low Flow Pump

Field Data Information Sheet for Ground Water Sampling
Division of Underground Storage Tank Management

Page _____ of _____

Date 12/04/25
Field Personnel GPT/DCK
General weather Conditions Cloudy
Ambient Air Temperature (°C) 11

Facility Name: Eddies Pit Stop 18871

Quality Assurance

pH Sensor:	YSI Pro1030	**Conductivity Sensor:**	YSI Pro1030
serial no.	25A103939	serial no.	25A103939
pH =4.0	4.0	Standard	1,413
pH = 7.0	7.0	Standard	
pH = 10.0	10.0	**Turbidity:**	Geotech Turbidimeter
DO Meter	YSI ProSolo	serial no.	24055448
Standard	0% cal	Standard	<0.10 - 800 NTU

Chain of Custody

Relinquished by	Date/Time	Received by	Date/Time

Well # MW-16

Well Diameter (D) 2 inch of 32 feet(ft) bgs
conversion factor (C): 3.143*(D/2)^2
for a 2 inch well C = 0.163
for a 4 inch well C = 0.652
*Free Product Thickness _____ ft
Total Well Depth (TWD) 32 ft btoc
Depth to Groundwater (DGW) 22.12 ft btoc
Length of Water Colum (LWC = TWD-DGW) 9.88 ft
1 Casing Volume (LWC*C) = 9.88 X .17 = 1.61 gals
3 Casing Volumes = 3 X 1.61 = 4.83 gals
(Standard Purge Volume)

Purge Method: (Bailer) Pump

Total Volume of Water Purged Before Sampling 4 gals

*If free product is present over 1/8 inch, sampling will not be required.

	Initial	1st Vol.	2nd Vol.	3rd Vol.	4th Vol.	5th Vol.	6th Vol.	7th Vol.	8th Vol.	Post
Volume Purged (gallons)	---	1.66	3.33	5						
Time (military)	1330	1335	1340							
pH (s.u)	5.49	5.51	5.40							
Specific Conductivity (µS)	120.7	123.2	121.5							
Water Temperature (°C)	16.5	17.1	16.7							
Turbidity (NTU)	57.3	140	343							
Dissolved Oxygen (mg/l)	7.17	6.09	6.99							

Dry after 4 gal.

Remarks: Sampled at 1340 on 12/04/25 .

Field Data Information Sheet for Ground Water Sampling
Division of Underground Storage Tank Management

Page _____ of _____

Date 12/04/25
Field Personnel GPT/DCK
General weather Conditions Sunny
Ambient Air Temperature (°C) 5

Facility Name: Eddies Pit Stop 18871

Quality Assurance

pH Sensor:	YSI Pro1030	**Conductivity Sensor:**	YSI Pro1030
serial no.	25A103939	serial no.	25A103939
pH =4.0	4.0	Standard	1,413
pH = 7.0	7.0	Standard	
pH = 10.0	10.0	**Turbidity:**	Geotech Turbidimeter
DO Meter	YSI ProSolo	serial no.	24055448
Standard	0% cal	Standard	<0.10 - 800 NTU

Chain of Custody

Relinquished by	Date/Time	Received by	Date/Time

Well # MW-16D

Well Diameter (D) 2 inch of 60 feet(ft) bgs
conversion factor (C): 3.143*(D/2)^2
for a 2 inch well C = 0.163
for a 4 inch well C = 0.652
*Free Product Thickness _____ ft
Total Well Depth (TWD) 60 ft btoc
Depth to Groundwater (DGW) 22.77 ft btoc
Length of Water Colum (LWC = TWD-DGW) 37.23 ft
1 Casing Volume (LWC*C) = 37.23 X .17 = 6.07 gals
3 Casing Volumes = 3 X 6.07 = 18.21 gals
(Standard Purge Volume)

Purge Method: Bailer (Pump)

Total Volume of Water Purged Before Sampling 3 gals

*If free product is present over 1/8 inch, sampling will not be required.

	Initial	1st Vol.	2nd Vol.	3rd Vol.	4th Vol.	5th Vol.	6th Vol.	7th Vol.	8th Vol.	Post
Volume Purged (gallons)	---	1	2	3						
Time (military)	1025	1030	1035	1040						
pH (s.u)	6.12	6.36	6.35	6.38						
Specific Conductivity (µS)	196.1	196.4	212.2	221.6						
Water Temperature (°C)	16.5	16.7	16.8	16.2						
Turbidity (NTU)	139	259	93.3	101						
Dissolved Oxygen (mg/l)	4.23	4.22	4.13	4.26						

Below RBSL - dumped on ground

LOW FLOW Purge

Remarks: Sampled at 1040 on 12/04/25.

Field Data Information Sheet for Ground Water Sampling
Division of Underground Storage Tank Management

Page _____ of _____

Date 12103125
Field Personnel GPT/DCK
General weather Conditions Sunny
Ambient Air Temperature (°C) 8

Facility Name: Eddies Pit Stop 18871

Quality Assurance

pH Sensor:	YSI Pro1030	**Conductivity Sensor:**	YSI Pro1030
serial no.	25A103939	serial no.	25A103939
pH =4.0	4.0	Standard	1,413
pH = 7.0	7.0	Standard	
pH = 10.0	10.0	**Turbidity:**	Geotech Turbidimeter
DO Meter	YSI ProSolo	serial no.	24055448
Standard	0% cal	Standard	<0.10 - 800 NTU

Chain of Custody

Relinquished by	Date/Time	Received by	Date/Time

Well # MW-17

Well Diameter (D) 2 inch of 35 feet(ft) bgs
conversion factor (C): 3.143*(D/2)^2
for a 2 inch well C = 0.163
for a 4 inch well C = 0.652

*Free Product Thickness		ft
Total Well Depth (TWD)	35	ft btoc
Depth to Groundwater (DGW)	5.42	ft btoc
Length of Water Colum (LWC = TWD-DGW)	29.58	ft
1 Casing Volume (LWC*C) = 29.58 X .17 =	4.82	gals
3 Casing Volumes = 3 X 4.82 =	14.46	gals

(Standard Purge Volume)

Purge Method: Bailer (Pump)

Total Volume of Water Purged Before Sampling _____ gals

*If free product is present over 1/8 inch, sampling will not be required.

	Initial	1st Vol.	2nd Vol.	3rd Vol.	4th Vol.	5th Vol.	6th Vol.	7th Vol.	8th Vol.	Post
Volume Purged (gallons)	---	1	3	4.5	6	7.5				
Time (military)	1443	1449	1454	1501	1506	1520				
pH (s.u)	5.42	5.71	5.86	5.51	5.37	5.41				
Specific Conductivity (µS)	202.6	219.1	246.8	192.5	172.0	184.2				
Water Temperature (°C)	19.8	20.5	20.3	20.3	20.5	20.3				
Turbidity (NTU)	108	84.8	79.6	90.3	54.0	44.4				
Dissolved Oxygen (mg/l)	3.14	2.92	3.85	4.67	3.99	3.21				

Remarks: Sampled at 1520 on 12103125.

EQ-01 @ 1440
FB-01 @ 1410

Low Flow Purge
No waste water - dumped on ground

Field Data Information Sheet for Ground Water Sampling
Division of Underground Storage Tank Management

Page _____ of _____

Date 12/03/25
Field Personnel GPT/DCK
General weather Conditions Cloudy
Ambient Air Temperature (°C) 8
Facility Name: ~~Bennettsville Maintenance Facility~~ Eddies Pit Stop ~~06291~~ 18871

Quality Assurance

pH Sensor:	YSI Pro1030	**Conductivity Sensor:**	YSI Pro1030
serial no.	25A103939	serial no.	25A103939
pH =4.0	4.0	Standard	1,413
pH = 7.0	7.0	Standard	
pH = 10.0	10.0	**Turbidity:**	Geotech Turbidimeter
DO Meter	YSI ProSolo	serial no.	24055448
Standard	0% cal	Standard	<0.10 - 800 NTU

Chain of Custody

Relinquished by	Date/Time	Received by	Date/Time

Well # MW-17D

Well Diameter (D) 2 inch of 60 feet(ft) bgs
conversion factor (C): 3.143*(D/2)^2
for a 2 inch well C = 0.163
for a 4 inch well C = 0.652

*Free Product Thickness		ft
Total Well Depth (TWD)	60	ft btoc
Depth to Groundwater (DGW)	15.5	ft btoc
Length of Water Colum (LWC = TWD-DGW)	44.5	ft
1 Casing Volume (LWC*C) = 44.5 X .17 =	7.25	gals
3 Casing Volumes = 3 X 7.25 =	21.76	gals

(Standard Purge Volume)

Purge Method: Bailer (Pump)

Total Volume of Water Purged Before Sampling 4 gals

*If free product is present over 1/8 inch, sampling wiil not be required.

	Initial	1st Vol.	2nd Vol.	3rd Vol.	4th Vol.	5th Vol.	6th Vol.	7th Vol.	8th Vol.	Post
Volume Purged (gallons)	---	1	2.5	4						
Time (military)	1540	1545	1550	1600						
pH (s.u)	5.67	5.92	6.01	5.93						
Specific Conductivity (µS)	154.0	153.1	157.0	155.6						
Water Temperature (°C)	19.0	18.9	19.7	18.7						
Turbidity (NTU)	353	243	77.1	31.4						
Dissolved Oxygen (mg/l)	1.79	3.69	3.11	3.43						

Remarks: Sampled at 1600 on 12/03/25

No waste water - dumped on ground

Low Flow Purge

Field Data Information Sheet for Ground Water Sampling
Division of Underground Storage Tank Management

Page _____ of _____

Date 12/4/25
Field Personnel GPT/DCK
General weather Conditions Cloudy
Ambient Air Temperature (°C) 7

Facility Name: Eddies Pit Stop 18871

Quality Assurance

pH Sensor:	YSI Pro1030	**Conductivity Sensor:**	YSI Pro1030
serial no.	25A103939	serial no.	25A103939
pH =4.0	4.0	Standard	1,413
pH = 7.0	7.0	Standard	
pH = 10.0	10.0	**Turbidity:**	Geotech Turbidimeter
DO Meter	YSI ProSolo	serial no.	24055448
Standard	0% cal	Standard	<0.10 - 800 NTU

Chain of Custody

Relinquished by	Date/Time	Received by	Date/Time

Well # MW-18

Well Diameter (D) 2 inch of 32 feet(ft) bgs
conversion factor (C): 3.143*(D/2)^2
for a 2 inch well C = 0.163
for a 4 inch well C = 0.652
*Free Product Thickness _____ ft
Total Well Depth (TWD) 32 ft btoc
Depth to Groundwater (DGW) ~~22.19~~ ~~21.66~~ 9.81 ft btoc
Length of Water Colum (LWC = TWD-DGW) ~~10.40~~ ft
1 Casing Volume (LWC*C) = ~~10.10~~ X .17 = ~~1.70~~ gals 1.60
3 Casing Volumes = 3 X ~~1.70~~ = ~~5.09~~ gals 4.80
(Standard Purge Volume)

Purge Method: Bailer Pump

Total Volume of Water Purged Before Sampling ~~5~~ 3.66 gals

*If free product is present over 1/8 inch, sampling will not be required.

	Initial	1st Vol.	2nd Vol.	3rd Vol.	4th Vol.	5th Vol.	6th Vol.	7th Vol.	8th Vol.	Post
Volume Purged (gallons)	---	~~1.33~~ 1.66	~~2.66~~ 3.33	~~5~~						
Time (military)										
pH (s.u)	5.65	5.65	5.70							
Specific Conductivity (µS)	74.4	72.5	73.3							
Water Temperature (°C)	16.6	16.9	16.8							
Turbidity (NTU)	30.7	54.6	73.5							
Dissolved Oxygen (mg/l)	3.18	3.52	3.51							

Remarks: Sampled at ~~1105~~ 1135 on 12/4/25

Non-detect - dumped on ground
Dry after
3.66 gal

Field Data Information Sheet for Ground Water Sampling
Division of Underground Storage Tank Management

Page _____ of _____

Date 12/4/25
Field Personnel GPT/DCK
General weather Conditions Cloudy
Ambient Air Temperature (°C) 9

Facility Name: Eddies Pit Stop 18871

Quality Assurance

pH Sensor:	YSI Pro1030	**Conductivity Sensor:**	YSI Pro1030
serial no.	25A103939	serial no.	25A103939
pH =4.0	4.0	Standard	1,413
pH = 7.0	7.0	Standard	
pH = 10.0	10.0	**Turbidity:**	Geotech Turbidimeter
DO Meter	YSI ProSolo	serial no.	24055448
Standard	0% cal	Standard	<0.10 - 800 NTU

Chain of Custody

Relinquished by	Date/Time	Received by	Date/Time

Well # MW-1SD

Well Diameter (D) 2 inch of 60 feet(ft) bgs
conversion factor (C): 3.143*(D/2)^2
for a 2 inch well C = 0.163
for a 4 inch well C = 0.652

*Free Product Thickness		ft
Total Well Depth (TWD)	60	ft btoc
Depth to Groundwater (DGW)	21.60	ft btoc
Length of Water Colum (LWC = TWD-DGW)	38.4	ft
1 Casing Volume (LWC*C) = 38.4 X .17 =	6.26	gals
3 Casing Volumes = 3 X 6.26 =	18.78	gals

(Standard Purge Volume)

Purge Method: Bailer Pump

Total Volume of Water Purged Before Sampling 3 gals

*If free product is present over 1/8 inch, sampling will not be required.

	Initial	1st Vol.	2nd Vol.	3rd Vol.	4th Vol.	5th Vol.	6th Vol.	7th Vol.	8th Vol.	Post
Volume Purged (gallons)	---	1	2	3						
Time (military)	1200	1205	1210	1215						
pH (s.u)	6.18	6.09	6.13	6.14						
Specific Conductivity (µS)	136.7	140.8	142.6	149.8						
Water Temperature (°C)	16.2	17.1	17.1	17.4						
Turbidity (NTU)	807	270	>1100	565						
Dissolved Oxygen (mg/l)	3.49	2.83	2.78	2.85						

Low flow purge

Remarks: Sampled at 1215 on 12/4/25

Field Data Information Sheet for Ground Water Sampling
Division of Underground Storage Tank Management

Page _____ of _____

Date 12/3/25
Field Personnel GPT/DCK
General weather Conditions Sunny
Ambient Air Temperature (°C) 8

Facility Name: Eddies Pit Stop 18871

Quality Assurance

pH Sensor:	YSI Pro1030	**Conductivity Sensor:**	YSI Pro1030
serial no.	25A103939	serial no.	25A103939
pH =4.0	4.0	Standard	1,413
pH = 7.0	7.0	Standard	
pH = 10.0	10.0	**Turbidity:**	Geotech Turbidimeter
DO Meter	YSI ProSolo	serial no.	24055448
Standard	0% cal	Standard	<0.10 - 800 NTU

Chain of Custody

Relinquished by	Date/Time	Received by	Date/Time

Well # MW-19

Well Diameter (D) 2 inch of 32 feet(ft) bgs
conversion factor (C): 3.143*(D/2)^2
for a 2 inch well C = 0.163
for a 4 inch well C = 0.652
*Free Product Thickness _____ ft
Total Well Depth (TWD) 32 ft btoc
Depth to Groundwater (DGW) 22.55 ft btoc
Length of Water Colum (LWC = TWD-DGW) 9.45 ft
1 Casing Volume (LWC*C) = 9.45 X .17 = 1.54 gals
3 Casing Volumes = 3 X 1.54 = 4.62 gals
(Standard Purge Volume)

Purge Method: (Bailer) Pump

Total Volume of Water Purged Before Sampling 5 gals

*If free product is present over 1/8 inch, sampling will not be required.

	Initial	1st Vol.	2nd Vol.	3rd Vol.	4th Vol.	5th Vol.	6th Vol.	7th Vol.	8th Vol.	Post
Volume Purged (gallons)	---	1.33	2.66	5						
Time (military)	1715	1719								
pH (s.u)	5.84	5.91								
Specific Conductivity (µS)	220.9	165.3								
Water Temperature (°C)	16.0	16.5								
Turbidity (NTU)	124	135								
Dissolved Oxygen (mg/l)	3.80	~~4.13~~ 3.62								

Remarks: Sampled at 1719 on 12/~~3~~5/25.

Dry after 1st vol
Below RBSL - dumped on ground

Field Data Information Sheet for Ground Water Sampling
Division of Underground Storage Tank Management

Page _____ of _____

Date 12/03/25
Field Personnel GPT/DCK
General weather Conditions Sunny
Ambient Air Temperature (°C) 8

Facility Name: Eddies Pit Stop 18871

Quality Assurance

pH Sensor:	YSI Pro1030	**Conductivity Sensor:**	YSI Pro1030
serial no.	25A103939	serial no.	25A103939
pH =4.0	4.0	Standard	1,413
pH = 7.0	7.0	Standard	
pH = 10.0	10.0	**Turbidity:**	Geotech Turbidimeter
DO Meter	YSI ProSolo	serial no.	24055448
Standard	0% cal	Standard	<0.10 - 800 NTU

Chain of Custody

Relinquished by	Date/Time	Received by	Date/Time

Well # MW-19D

Well Diameter (D) 2 inch of 60 feet(ft) bgs
conversion factor (C): 3.143*(D/2)^2
for a 2 inch well C = 0.163
for a 4 inch well C = 0.652

*Free Product Thickness		ft
Total Well Depth (TWD)	60	ft btoc
Depth to Groundwater (DGW)	21.67	ft btoc
Length of Water Colum (LWC = TWD-DGW)	38.33	ft
1 Casing Volume (LWC*C) = 38.33 X .17 =	6.25	gals
3 Casing Volumes = 3 X 6.25 =	18.74	gals

(Standard Purge Volume)

Purge Method: Bailer (Pump)

Total Volume of Water Purged Before Sampling 4.5 gals

*If free product is present over 1/8 inch, sampling will not be required.

	Initial	1st Vol.	2nd Vol.	3rd Vol.	4th Vol.	5th Vol.	6th Vol.	7th Vol.	8th Vol.	Post
Volume Purged (gallons)	---	1.5	3	4.5						
Time (military)	1705	1710	1715	1720						
pH (s.u)	6.17	6.15	6.20	6.21						
Specific Conductivity (µS)	141.0	130.3	115.9	111.0						
Water Temperature (°C)	15.7	16.8	16.9	16.9						
Turbidity (NTU)	261	269	258	313						
Dissolved Oxygen (mg/l)	2.77	1.88	2.34	2.41						

Low Flow Pump

Remarks: Sampled at 1720 on 12/03/25.

Non-detect - water dumped on ground

Field Data Information Sheet for Ground Water Sampling
Division of Underground Storage Tank Management

Page _____ of _____

Date 12/03/25
Field Personnel GPT/DCK
General weather Conditions
Ambient Air Temperature (°C)

Facility Name: Eddies Pit Stop 18871

Quality Assurance

pH Sensor:	YSI Pro1030	**Conductivity Sensor:**	YSI Pro1030
serial no.	25A103939	serial no.	25A103939
pH =4.0	4.0	Standard	1,413
pH = 7.0	7.0	Standard	
pH = 10.0	10.0	**Turbidity:**	Geotech Turbidimeter
DO Meter	YSI ProSolo	serial no.	24055448
Standard	0% cal	Standard	<0.10 - 800 NTU

Chain of Custody

Relinquished by	Date/Time	Received by	Date/Time

Well # MW-20

Well Diameter (D) _____ inch of _____ feet(ft) bgs
conversion factor (C): 3.143*(D/2)^2
for a 2 inch well C = 0.163
for a 4 inch well C = 0.652
*Free Product Thickness _____ ft
Total Well Depth (TWD) _____ ft btoc
Depth to Groundwater (DGW) _____ ft btoc
Length of Water Colum (LWC = TWD-DGW) _____ ft
1 Casing Volume (LWC*C) = _____ X .17 = _____ gals
3 Casing Volumes = 3 X _____ = _____ gals
(Standard Purge Volume)

Purge Method: Bailer Pump

Total Volume of Water Purged Before Sampling _____ gals

*If free product is present over 1/8 inch, sampling will not be required.

	Initial	1st Vol.	2nd Vol.	3rd Vol.	4th Vol.	5th Vol.	6th Vol.	7th Vol.	8th Vol.	Post
Volume Purged (gallons)	---									
Time (military)										
pH (s.u)										
Specific Conductivity (µS)										
Water Temperature (°C)										
Turbidity (NTU)										
Dissolved Oxygen (mg/l)										

Remarks: Sampled at _____ on _____.

Paved over-
not sampled

Field Data Information Sheet for Ground Water Sampling
Division of Underground Storage Tank Management

Page _____ of _____

Date 12/4/25
Field Personnel GPT/DCK
General weather Conditions Cloudy
Ambient Air Temperature (°C) 2

Facility Name: Eddies Pit Stop 18871

Quality Assurance

pH Sensor:	YSI Pro1030	**Conductivity Sensor:**	YSI Pro1030
serial no.	25A103939	serial no.	25A103939
pH =4.0	4.0	Standard	1,413
pH = 7.0	7.0	Standard	
pH = 10.0	10.0	**Turbidity:**	Geotech Turbidimeter
DO Meter	YSI ProSolo	serial no.	24055448
Standard	0% cal	Standard	<0.10 - 800 NTU

Chain of Custody

Relinquished by	Date/Time	Received by	Date/Time

Well # MW-20D

Well Diameter (D) 2 inch of 60 feet(ft) bgs
conversion factor (C): 3.143*(D/2)^2
for a 2 inch well C = 0.163
for a 4 inch well C = 0.652

*Free Product Thickness		ft
Total Well Depth (TWD)	60	ft btoc
Depth to Groundwater (DGW)	30.56	ft btoc
Length of Water Colum (LWC = TWD-DGW)	29.44	ft
1 Casing Volume (LWC*C) =	29.44 X .17 =	4.80 gals
3 Casing Volumes = 3 X	4.80 =	14.40 gals

(Standard Purge Volume)

Purge Method: Bailer Pump

Total Volume of Water Purged Before Sampling 3 gals

*If free product is present over 1/8 inch, sampling will not be required.

	Initial	1st Vol.	2nd Vol.	3rd Vol.	4th Vol.	5th Vol.	6th Vol.	7th Vol.	8th Vol.	Post
Volume Purged (gallons)	---	1	2	3						
Time (military)	0855	0900	0910	0915						
pH (s.u)	5.44	5.57	5.56	5.55						
Specific Conductivity (µS)	94.7	98.7	94.7	92.7						
Water Temperature (°C)	17.2	17.1	18.4	18.5						
Turbidity (NTU)	1100	412	158	141						
Dissolved Oxygen (mg/l)	4.20	4.20	3.88	4.11						

Remarks: Sampled at 0915 on 12/4/25.

Missing vault lid

Low flow purge
No waste water - dumped on ground

Field Data Information Sheet for Ground Water Sampling
Division of Underground Storage Tank Management

Page _____ of _____

Date 12/03/25
Field Personnel GPT/DCK
General weather Conditions
Ambient Air Temperature (°C)

Facility Name: Eddies Pit Stop 18871

Quality Assurance

pH Sensor:	YSI Pro1030	**Conductivity Sensor:**	YSI Pro1030
serial no.	25A103939	serial no.	25A103939
pH =4.0	4.0	Standard	1,413
pH = 7.0	7.0	Standard	
pH = 10.0	10.0	**Turbidity:**	Geotech Turbidimeter
DO Meter	YSI ProSolo	serial no.	24055448
Standard	0% cal	Standard	<0.10 - 800 NTU

Chain of Custody

Relinquished by	Date/Time	Received by	Date/Time

Well # MW-21

Well Diameter (D) _____ inch of _____ feet(ft) bgs
conversion factor (C): 3.143*(D/2)^2
for a 2 inch well C = 0.163
for a 4 inch well C = 0.652
*Free Product Thickness _____ ft
Total Well Depth (TWD) _____ ft btoc
Depth to Groundwater (DGW) _____ ft btoc
Length of Water Colum (LWC = TWD-DGW) _____ ft
1 Casing Volume (LWC*C) = _____ X .17 = _____ gals
3 Casing Volumes = 3 X _____ = _____ gals
(Standard Purge Volume)

Purge Method: Bailer Pump

Total Volume of Water Purged Before Sampling _____ gals

*If free product is present over 1/8 inch, sampling will not be required.

	Initial	1st Vol.	2nd Vol.	3rd Vol.	4th Vol.	5th Vol.	6th Vol.	7th Vol.	8th Vol.	Post
Volume Purged (gallons)	---									
Time (military)										
pH (s.u)										
Specific Conductivity (µS)										
Water Temperature (°C)										
Turbidity (NTU)										
Dissolved Oxygen (mg/l)										

Paved over - not Sampled

Remarks: Sampled at _____ on _____.

Field Data Information Sheet for Ground Water Sampling
Division of Underground Storage Tank Management

Page _____ of _____

Date _____
Field Personnel GPT/DCK
General weather Conditions _____
Ambient Air Temperature (°C) _____

Facility Name: Eddies Pit Stop 18871

Quality Assurance

pH Sensor:	YSI Pro1030	**Conductivity Sensor:**	YSI Pro1030
serial no.	25A103939	serial no.	25A103939
pH =4.0	4.0	Standard	1,413
pH = 7.0	7.0	Standard	
pH = 10.0	10.0	**Turbidity:**	Geotech Turbidimeter
DO Meter	YSI ProSolo	serial no.	24055448
Standard	0% cal	Standard	<0.10 - 800 NTU

Chain of Custody

Relinquished by	Date/Time	Received by	Date/Time

Well # MW-210

Well Diameter (D) _____ inch of _____ feet(ft) bgs
conversion factor (C): 3.143*(D/2)^2
for a 2 inch well C = 0.163
for a 4 inch well C = 0.652
*Free Product Thickness _____ ft
Total Well Depth (TWD) _____ ft btoc
Depth to Groundwater (DGW) _____ ft btoc
Length of Water Colum (LWC = TWD-DGW) _____ ft
1 Casing Volume (LWC*C) = _____ X .17 = _____ gals
3 Casing Volumes = 3 X _____ = _____ gals
(Standard Purge Volume)

Purge Method: Bailer Pump

Total Volume of Water Purged Before Sampling _____ gals

*If free product is present over 1/8 inch, sampling will not be required.

	Initial	1st Vol.	2nd Vol.	3rd Vol.	4th Vol.	5th Vol.	6th Vol.	7th Vol.	8th Vol.	Post
Volume Purged (gallons)	---									
Time (military)										
pH (s.u)										
Specific Conductivity (µS)										
Water Temperature (°C)										
Turbidity (NTU)										
Dissolved Oxygen (mg/l)										

Remarks: Sampled at _____ on _____.

Paved over-
not sampled

Field Data Information Sheet for Ground Water Sampling
Division of Underground Storage Tank Management

Page _____ of _____

Date 12/03/25
Field Personnel GPT/DCK
General weather Conditions
Ambient Air Temperature (°C)

Facility Name: Eddies Pit Stop 18871

Quality Assurance

pH Sensor:	YSI Pro1030	**Conductivity Sensor:**	YSI Pro1030
serial no.	25A103939	serial no.	25A103939
pH =4.0	4.0	Standard	1,413
pH = 7.0	7.0	Standard	
pH = 10.0	10.0	**Turbidity:**	Geotech Turbidimeter
DO Meter	YSI ProSolo	serial no.	24055448
Standard	0% cal	Standard	<0.10 - 800 NTU

Chain of Custody

Relinquished by	Date/Time	Received by	Date/Time

Well # MW-22

Well Diameter (D) 2 inch of 35 feet(ft) bgs
conversion factor (C): 3.143*(D/2)^2
for a 2 inch well C = 0.163
for a 4 inch well C = 0.652
*Free Product Thickness _____ ft
Total Well Depth (TWD) _____ ft btoc
Depth to Groundwater (DGW) _____ ft btoc
Length of Water Colum (LWC = TWD-DGW) _____ ft
1 Casing Volume (LWC*C) = _____ X .17 = _____ gals
3 Casing Volumes = 3 X _____ = _____ gals
(Standard Purge Volume)

Purge Method: Bailer Pump

Total Volume of Water Purged Before Sampling _____ gals

*If free product is present over 1/8 inch, sampling will not be required.

	Initial	1st Vol.	2nd Vol.	3rd Vol.	4th Vol.	5th Vol.	6th Vol.	7th Vol.	8th Vol.	Post
Volume Purged (gallons)	---									
Time (military)										
pH (s.u)										
Specific Conductivity (µS)										
Water Temperature (°C)										
Turbidity (NTU)										
Dissolved Oxygen (mg/l)										

Remarks: Sampled at _____ on _____.

Paved Over - Not Sampled

Field Data Information Sheet for Ground Water Sampling
Division of Underground Storage Tank Management

Page _____ of _____

Date 12/03/25
Field Personnel GPT/DCK
General weather Conditions
Ambient Air Temperature (°C)

Facility Name: Eddies Pit Stop 18871

Quality Assurance

pH Sensor:	YSI Pro1030	**Conductivity Sensor:**	YSI Pro1030
serial no.	25A103939	serial no.	25A103939
pH =4.0	4.0	Standard	1,413
pH = 7.0	7.0	Standard	
pH = 10.0	10.0	**Turbidity:**	Geotech Turbidimeter
DO Meter	YSI ProSolo	serial no.	24055448
Standard	0% cal	Standard	<0.10 - 800 NTU

Chain of Custody

Relinquished by	Date/Time	Received by	Date/Time

Well # MW-220

Well Diameter (D) _____ inch of _____ feet(ft) bgs
conversion factor (C): 3.143*(D/2)^2
for a 2 inch well C = 0.163
for a 4 inch well C = 0.652
*Free Product Thickness _____ ft
Total Well Depth (TWD) _____ ft btoc
Depth to Groundwater (DGW) _____ ft btoc
Length of Water Colum (LWC = TWD-DGW) _____ ft
1 Casing Volume (LWC*C) = _____ X .17 = _____ gals
3 Casing Volumes = 3 X _____ = _____ gals
(Standard Purge Volume)

Purge Method: Bailer Pump

Total Volume of Water Purged Before Sampling _____ gals

*If free product is present over 1/8 inch, sampling will not be required.

	Initial	1st Vol.	2nd Vol.	3rd Vol.	4th Vol.	5th Vol.	6th Vol.	7th Vol.	8th Vol.	Post
Volume Purged (gallons)	---									
Time (military)										
pH (s.u)										
Specific Conductivity (µS)										
Water Temperature (°C)										
Turbidity (NTU)										
Dissolved Oxygen (mg/l)										

Remarks: Sampled at _____ on _____.

Paved over - not sampled

Field Data Information Sheet for Ground Water Sampling
Division of Underground Storage Tank Management

Page _____ of _____

Date 12/4/25
Field Personnel GPT/DCK
General weather Conditions Cloudy
Ambient Air Temperature (°C) 1

Facility Name: Eddies Pit Stop 18871

Quality Assurance

pH Sensor:	YSI Pro1030	**Conductivity Sensor:**	YSI Pro1030
serial no.	25A103939	serial no.	25A103939
pH =4.0	4.0	Standard	1,413
pH = 7.0	7.0	Standard	
pH = 10.0	10.0	**Turbidity:**	Geotech Turbidimeter
DO Meter	YSI ProSolo	serial no.	24055448
Standard	0% cal	Standard	<0.10 - 800 NTU

Chain of Custody

Relinquished by	Date/Time	Received by	Date/Time

Well # ~~MW~~ RW-01

Well Diameter (D) 4 inch of 25 feet(ft) bgs
conversion factor (C): 3.143*(D/2)^2
for a 2 inch well C = 0.163
for a 4 inch well C = 0.652

*Free Product Thickness					ft
Total Well Depth (TWD)				25	ft btoc
Depth to Groundwater (DGW)				17.07	ft btoc
Length of Water Colum (LWC = TWD-DGW)				7.93	ft
1 Casing Volume (LWC*C) =	7.93	X	.17 =	~~1.29~~	gals 5.17
3 Casing Volumes = 3 X	5.17		=	15.51	gals

(Standard Purge Volume)

Purge Method: Bailer Pump

Total Volume of Water Purged Before Sampling 3 gals

*If free product is present over 1/8 inch, sampling will not be required.

	Initial	1st Vol.	2nd Vol.	3rd Vol.	4th Vol.	5th Vol.	6th Vol.	7th Vol.	8th Vol.	Post
Volume Purged (gallons)	---	1	2	3						
Time (military)	825	830	835	840						
pH (s.u)	5.09	4.74	4.67	4.68						
Specific Conductivity (µS)	97.3	91.8	92.5	93.0						
Water Temperature (°C)	16.2	19.3	18.8	19.1						
Turbidity (NTU)	387	234	188	137						
Dissolved Oxygen (mg/l)	3.94	3.73	3.70	3.66						

Remarks: Sampled at 840 on 12/4/25.

Low flow purge
Non-detect - dumped on ground

Field Data Information Sheet for Ground Water Sampling
Division of Underground Storage Tank Management

Page _____ of _____

Date 12103125
Field Personnel GPT/DCK
General weather Conditions
Ambient Air Temperature (°C)

Facility Name: Eddies Pit Stop 18871

Quality Assurance

pH Sensor:	YSI Pro1030	**Conductivity Sensor:**	YSI Pro1030
serial no.	25A103939	serial no.	25A103939
pH =4.0	4.0	Standard	1,413
pH = 7.0	7.0	Standard	
pH = 10.0	10.0	**Turbidity:**	Geotech Turbidimeter
DO Meter	YSI ProSolo	serial no.	24055448
Standard	0% cal	Standard	<0.10 - 800 NTU

Chain of Custody

Relinquished by	Date/Time	Received by	Date/Time

Well # RW-02

Well Diameter (D) _____ inch of _____ feet(ft) bgs
conversion factor (C): 3.143*(D/2)^2
for a 2 inch well C = 0.163
for a 4 inch well C = 0.652
*Free Product Thickness _____ ft
Total Well Depth (TWD) _____ ft btoc
Depth to Groundwater (DGW) _____ ft btoc
Length of Water Colum (LWC = TWD-DGW) _____ ft
1 Casing Volume (LWC*C) = _____ X .17 = _____ gals
3 Casing Volumes = 3 X _____ = _____ gals
(Standard Purge Volume)

Purge Method: Bailer Pump

Total Volume of Water Purged Before Sampling _____ gals

*If free product is present over 1/8 inch, sampling will not be required.

	Initial	1st Vol.	2nd Vol.	3rd Vol.	4th Vol.	5th Vol.	6th Vol.	7th Vol.	8th Vol.	Post
Volume Purged (gallons)	---									
Time (military)										
pH (s.u)										
Specific Conductivity (µS)										
Water Temperature (°C)										
Turbidity (NTU)										
Dissolved Oxygen (mg/l)										

Remarks: Sampled at _____ on _____.

Paved over - not Sampled

Field Data Information Sheet for Ground Water Sampling
Division of Underground Storage Tank Management

Page _____ of _____

Date _____
Field Personnel GPT/DCK
General weather Conditions _____
Ambient Air Temperature (°C) _____

Facility Name: Eddies Pit Stop 18871

Quality Assurance

pH Sensor:	YSI Pro1030	**Conductivity Sensor:**	YSI Pro1030
serial no.	25A103939	serial no.	25A103939
pH =4.0	4.0	Standard	1,413
pH = 7.0	7.0	Standard	
pH = 10.0	10.0	**Turbidity:**	Geotech Turbidimeter
DO Meter	YSI ProSolo	serial no.	24055448
Standard	0% cal	Standard	<0.10 - 800 NTU

Chain of Custody

Relinquished by	Date/Time	Received by	Date/Time

Well # PW-01

Well Diameter (D) _____ inch of _____ feet(ft) bgs
conversion factor (C): 3.143*(D/2)^2
for a 2 inch well C = 0.163
for a 4 inch well C = 0.652
*Free Product Thickness _____ ft
Total Well Depth (TWD) _____ ft btoc
Depth to Groundwater (DGW) _____ ft btoc
Length of Water Colum (LWC = TWD-DGW) _____ ft
1 Casing Volume (LWC*C) = _____ X .17 = _____ gals
3 Casing Volumes = 3 X _____ = _____ gals
(Standard Purge Volume)

Purge Method: Bailer Pump

Total Volume of Water Purged Before Sampling _____ gals

*If free product is present over 1/8 inch, sampling will not be required.

	Initial	1st Vol.	2nd Vol.	3rd Vol.	4th Vol.	5th Vol.	6th Vol.	7th Vol.	8th Vol.	Post
Volume Purged (gallons)	---									
Time (military)										
pH (s.u)										
Specific Conductivity (µS)										
Water Temperature (°C)										
Turbidity (NTU)										
Dissolved Oxygen (mg/l)										

Remarks: Sampled at _____ on _____.

Not sampled-
no electricity

Field Data Information Sheet for Ground Water Sampling
Division of Underground Storage Tank Management

Page _____ of _____

Date _____
Field Personnel GPT/DCK
General weather Conditions _____
Ambient Air Temperature (°C) _____

Facility Name: Eddies Pit Stop 18871

Quality Assurance

pH Sensor:	YSI Pro1030	**Conductivity Sensor:**	YSI Pro1030
serial no.	25A103939	serial no.	25A103939
pH =4.0	4.0	Standard	1,413
pH = 7.0	7.0	Standard	
pH = 10.0	10.0	**Turbidity:**	Geotech Turbidimeter
DO Meter	YSI ProSolo	serial no.	24055448
Standard	0% cal	Standard	<0.10 - 800 NTU

Chain of Custody

Relinquished by	Date/Time	Received by	Date/Time

Well # PW-02

Well Diameter (D) _____ inch of _____ feet(ft) bgs
conversion factor (C): 3.143*(D/2)^2
for a 2 inch well C = 0.163
for a 4 inch well C = 0.652
*Free Product Thickness _____ ft
Total Well Depth (TWD) _____ ft btoc
Depth to Groundwater (DGW) _____ ft btoc
Length of Water Colum (LWC = TWD-DGW) _____ ft
1 Casing Volume (LWC*C) = _____ X .17 = _____ gals
3 Casing Volumes = 3 X _____ = _____ gals
(Standard Purge Volume)

Purge Method: Bailer Pump

Total Volume of Water Purged Before Sampling _____ gals

*If free product is present over 1/8 inch, sampling will not be required.

	Initial	1st Vol.	2nd Vol.	3rd Vol.	4th Vol.	5th Vol.	6th Vol.	7th Vol.	8th Vol.	Post
Volume Purged (gallons)	---									
Time (military)										
pH (s.u)										
Specific Conductivity (µS)										
Water Temperature (°C)										
Turbidity (NTU)										
Dissolved Oxygen (mg/l)										

Remarks: Sampled at _____ on _____.

Not Sampled- could not gain access

APPENDIX C

LABORATORY ANALYTICAL RESULTS

eurofins | Environment Testing

ANALYTICAL REPORT

PREPARED FOR

Attn: Mr. Joe Goings
BLE Corp
720 Gracern Rd
Suite 132
Columbia, South Carolina 29210

Generated 12/11/2025 9:30:22 AM

JOB DESCRIPTION

BLE - Eddie's Pit Stop

JOB NUMBER

705-51321-1

Eurofins Atlanta
3080 Presidential Dr
Atlanta GA 30340

See page two for job notes and contact information.

Job Notes

The test results in this report relate only to the samples as received by the laboratory and will meet all requirements of the methodology, with any exceptions noted. This report shall not be reproduced except in full, without the express written approval of the laboratory. All questions should be directed to the Eurofins Environment Testing Southeast, LLC Project Manager.

Authorization

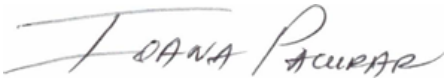

Generated
12/11/2025 9:30:22 AM

Authorized for release by
Ioana Pacurar, Project Manager
ioana.pacurar@et.eurofinsus.com
(770)457-8177

Table of Contents

Cover Page 1
Table of Contents 3
Definitions/Glossary 4
Chain of Custody 5
Case Narrative 8
Client Sample Results 9
Detection Summary 29
Receipt Checklists 32
Surrogate Summary 33
Lab Chronicle 36
QC Sample Results 43
Certification Summary 54
Method Summary 55
Sample Summary 56
End Of Report 57

Definitions/Glossary

Client: BLE Corp
Job ID: 705-51321-1
Project/Site: BLE - Eddie's Pit Stop

Qualifiers

GC/MS VOA

Qualifier	Qualifier Description
4	MS, MSD: The analyte present in the original sample is greater than 4 times the matrix spike concentration; therefore, control limits are not applicable.
F1	MS and/or MSD recovery exceeds control limits.

GC Semi VOA

Qualifier	Qualifier Description
4	MS, MSD: The analyte present in the original sample is greater than 4 times the matrix spike concentration; therefore, control limits are not applicable.
E	Result exceeded calibration range.
S1+	Surrogate recovery exceeds control limits, high biased.

Glossary

Abbreviation	These commonly used abbreviations may or may not be present in this report.
☼	Listed under the "D" column to designate that the result is reported on a dry weight basis
%R	Percent Recovery
CFL	Contains Free Liquid
CFU	Colony Forming Unit
CNF	Contains No Free Liquid
DER	Duplicate Error Ratio (normalized absolute difference)
Dil Fac	Dilution Factor
DL	Detection Limit (DoD/DOE)
DL, RA, RE, IN	Indicates a Dilution, Re-analysis, Re-extraction, or additional Initial metals/anion analysis of the sample
DLC	Decision Level Concentration (Radiochemistry)
EDL	Estimated Detection Limit (Dioxin)
LOD	Limit of Detection (DoD/DOE)
LOQ	Limit of Quantitation (DoD/DOE)
MCL	EPA recommended "Maximum Contaminant Level"
MDA	Minimum Detectable Activity (Radiochemistry)
MDC	Minimum Detectable Concentration (Radiochemistry)
MDL	Method Detection Limit
ML	Minimum Level (Dioxin)
MPN	Most Probable Number
MQL	Method Quantitation Limit
NC	Not Calculated
ND	Not Detected at the reporting limit (or MDL or EDL if shown)
NEG	Negative / Absent
POS	Positive / Present
PQL	Practical Quantitation Limit
PRES	Presumptive
QC	Quality Control
RER	Relative Error Ratio (Radiochemistry)
RL	Reporting Limit or Requested Limit (Radiochemistry)
RPD	Relative Percent Difference, a measure of the relative difference between two points
TEF	Toxicity Equivalent Factor (Dioxin)
TEQ	Toxicity Equivalent Quotient (Dioxin)
TNTC	Too Numerous To Count

Eurofins Atlanta
3080 Presidential Dr
Atlanta, GA 30340
Phone: 770-457-8177 Fax: 770-457-8188

Chain of Custody Record

eurofins | Environment Testing

Client Information	Sampler:	Lab PM: Pacurar, Ioana	Carrier Tracking No(s):	COC No: 705-19397-9359.1
Client Contact: Mr. Joe Goings	Phone:	E-Mail: ioana.pacurar@et.eurofinsus.com	State of Origin:	Page: Page 1 of 3
Company: BLE Corp	PWSID:			Job #:
Address: 720 Gracern Rd Suite 132	Due Date Requested:			Preservation Codes: A - HCL
City: Columbia	TAT Requested (days):			
State, Zip: SC, 29210	Compliance Project: Δ Yes Δ No			
Phone: 803-832-1380(Tel)	PO #: Purchase Order Requested			
Email: Joe.Goings@blecorp.com	WO #:			
Project Name: BLE - Eddie's Pit Stop	Project #: 70505599			Other: 705-51321 COC
Site:	SSOW#:			

Analysis Requested

Sample Identification	Sample Date	Sample Time	Sample Type (C=comp, G=grab)	Matrix (W=water, S=solid, O=waste/oil, BT=Tissue, A=Air, DW=Drinking Water)	Field Filtered Sample (Yes or No)	Perform MS/MSD (Yes or No)	8011 EDB	8260D BTEXWMDCA+OXY	Total Number of containers	Special Instructions/Note:
			Preservation Code:							
MW-01	12/04/25	1315	G	W			X	X	6	
MW-04	↓	1320	↓	↓			↓	↓	↓	
MW-05	↓	0937	↓	↓			↓	↓	↓	
MW-06	12/03/25	1505	↓	↓			↓	↓	↓	
MW-08D	12/04/25	1000	↓	↓			↓	↓	↓	
MW-08	↓	1335	↓	↓			↓	↓	↓	
MW-09	12/03/25	1555	↓	↓			↓	↓	↓	
MW-11	12/04/25	1110	↓	↓			↓	↓	↓	
MW-13	↓	1130	↓	↓			↓	↓	↓	
MW-14	↓	1220	↓	↓			↓	↓	↓	
MW-15	12/03/25	1645	G	W			↓	↓	↓	

Possible Hazard Identification
☐ Non-Hazard ☐ Flammable ☐ Skin Irritant ☐ Poison B ☐ Unknown ☐ Radiological

Sample Disposal (A fee may be assessed if samples are retained longer than 1 month)
☐ Return To Client ☐ Disposal By Lab ☐ Archive For _____ Months

Deliverable Requested: I, II, III, IV, Other (specify)

Special Instructions/QC Requirements:

Empty Kit Relinquished by:	Date:	Time:	Method of Shipment:		
Relinquished by: [signature]	Date/Time: 12/04/25 1559	Company	Received by: [signature]	Date/Time: 12/4/25 1559	Company: Euro
Relinquished by: [signature]	Date/Time: 12/4/25	Company: Euro	Received by: [signature]	Date/Time: 12/4 4:47PM	Company
Relinquished by: [signature]	Date/Time: 12/4 9:44PM	Company	Received by: [signature]	Date/Time: 12/4 9:44PM	Company

Custody Seals Intact: Δ Yes Δ No	Custody Seal No.:	Cooler Temperature(s) °C and Other Remarks: 2.1, 2.3 #2665

Ver: 10/10/2024

12/11/2025

Eurofins Atlanta
3080 Presidential Dr
Atlanta, GA 30340
Phone: 770-457-8177 Fax: 770-457-8188

Chain of Custody Record

eurofins | Environment Testing

Client Information	Sampler:	Lab PM: Pacurar, Ioana	Carrier Tracking No(s):	COC No: 705-19397-9359.2
Client Contact: Mr. Joe Goings	Phone:	E-Mail: ioana.pacurar@et.eurofinsus.com	State of Origin:	Page: Page 2 of 3
Company: BLE Corp	PWSID:	Analysis Requested		Job #:

Address: 720 Gracern Rd Suite 132	Due Date Requested:	Preservation Codes: A - HCL
City: Columbia	TAT Requested (days):	
State, Zip: SC, 29210	Compliance Project: Δ Yes Δ No	
Phone: 803-832-1380(Tel)	PO #: Purchase Order Requested	
Email: Joe.Goings@blecorp.com	WO #:	
Project Name: BLE - Eddie's Pit Stop	Project #: 70505599	
Site:	SSOW#:	Other:

Sample Identification	Sample Date	Sample Time	Sample Type (C=Comp, G=grab)	Matrix (W=water, S=solid, O=waste/oil, BT=Tissue, A=Air, DW=Drinking Water)	Field Filtered Sample (Yes or No)	Perform MS/MSD (Yes or No)	8011 EDB	8260D BTEX/MOA + OXY	Total Number of containers	Special Instructions/Note:
			Preservation Code:							
MW-15D	12/03/25	1630	G	GW			X	X	6	
MW-16	12/04/25	1340								
MW-16D	↓	1040								
MW-17	12/03/25	1520								
MW-17D	↓	1600								
MW-18	12/04/25	1135								
MW-18D	↓	1215								
MW-19	12/03/25	1719								
MW-19D	↓	1720								
MW-20D	12/04/25	0915								
RW-01	↓	0840	↓	↓			↓	↓	↓	

Possible Hazard Identification
☐ Non-Hazard ☐ Flammable ☐ Skin Irritant ☐ Poison B ☐ Unknown ☐ Radiological

Sample Disposal (A fee may be assessed if samples are retained longer than 1 month)
☐ Return To Client ☐ Disposal By Lab ☐ Archive For _____ Months

Deliverable Requested: I, II, III, IV, Other (specify)

Special Instructions/QC Requirements:

Empty Kit Relinquished by:	Date:	Time:	Method of Shipment:

	Relinquished by:	Date/Time:	Company	Received by:	Date/Time:	Company
1	[signature]	12/04/25 1559		[signature]	12/4/25 1559	ELLO.
2	[signature]	12/4/25	ELLO.	[signature]	12/4 4:47PM	
3	[signature]	12/4 9:44PM		[signature]	12/4 9:44PM	

Custody Seals Intact: Δ Yes Δ No | Custody Seal No.:

Cooler Temperature(s) °C and Other Remarks: 2.1, 2.3 #2600

Eurofins Atlanta
3080 Presidential Dr
Atlanta, GA 30340
Phone: 770-457-8177 Fax: 770-457-8188

Chain of Custody Record

eurofins | Environment Testing

Client Information	Sampler:	Lab PM: Pacurar, Ioana	Carrier Tracking No(s):	COC No: 705-19397-9359.3
Client Contact: Mr. Joe Goings	Phone:	E-Mail: ioana.pacurar@et.eurofinsus.com	State of Origin:	Page: Page 3 of 3
Company: BLE Corp	PWSID:	Analysis Requested		Job #:
Address: 720 Gracern Rd Suite 132	Due Date Requested:			Preservation Codes: A - HCL
City: Columbia	TAT Requested (days):			
State, Zip: SC, 29210	Compliance Project: Δ Yes Δ No			
Phone: 803-832-1380(Tel)	PO #: Purchase Order Requested			
Email: Joe.Goings@blecorp.com	WO #:			
Project Name: BLE - Eddie's Pit Stop	Project #: 70505599			
Site:	SSOW#:			Other:

Sample Identification	Sample Date	Sample Time	Sample Type (C=Comp, G=grab)	Matrix (W=water, S=solid, O=waste/oil, BT=Tissue, A=Air, DW=Drinking Water)	Field Filtered Sample (Yes or No)	Perform MS/MSD (Yes or No)	8011 EDB	8260D BTEX NMDCM+OXY	Total Number of containers	Special Instructions/Note:
			Preservation Code:							
DUP-01	12/04/25	0939					X	X	6	
DUP-02	12/04/25	1337								
Field Blank-01	12/03/25	1410								
Field Blank-02	12/04/25	0800								
EQ-01	12/03/25	1440								
EQ-02	12/04/25	1400								
Trip Blank	Lab	Lab							2	
Trip Blank	Lab	Lab							2	

Possible Hazard Identification
☐ Non-Hazard ☐ Flammable ☐ Skin Irritant ☐ Poison B ☐ Unknown ☐ Radiological

Sample Disposal (A fee may be assessed if samples are retained longer than 1 month)
☐ Return To Client ☐ Disposal By Lab ☐ Archive For _____ Months

Deliverable Requested: I, II, III, IV, Other (specify)

Special Instructions/QC Requirements:

Empty Kit Relinquished by:	Date:	Time:	Method of Shipment:

Relinquished by:	Date/Time:	Company	Received by:	Date/Time:	Company
	12/04/25 1559			12/4/25 1559	ECLD
Relinquished by:	Date/Time: 12/4/25	Company ECLD.	Received by:	Date/Time: 12/4 4:47pm	Company
Relinquished by:	Date/Time: 12/4 9:44pm	Company	Received by:	Date/Time: 12/4 9:44PM	Company

Custody Seals Intact: Δ Yes Δ No | Custody Seal No.:

Cooler Temperature(s) °C and Other Remarks: 2.1, 2.3 #2665

Job Narrative
705-51321-1

The analytical test results presented in this report meet all requirements of the associated regulatory program listed on the Accreditation/Certification Summary Page, unless otherwise noted. Data qualifiers and/or narrative comments are included to explain any exceptions, if applicable. Regulated compliance samples (e.g. SDWA, NPDES) must comply with associated agency requirements/permits.

- Matrix-specific batch QC (e.g., MS, MSD, SD) may not be reported when insufficient sample volume is available or when site-specific QC samples are not submitted. In such cases, a Laboratory Control Sample Duplicate (LCSD) may be analyzed to provide precision data for the batch.
- For samples analyzed using surrogate and/or isotope dilution analytes, any recoveries falling outside of established acceptance criteria are re-prepared and/or re-analyzed to confirm results, unless the deviation is due to sample dilution or otherwise explained in the case narrative.

Receipt
The samples were received on 12/4/2025 9:44 PM. Unless otherwise noted below, the samples arrived in good condition, and, where required, properly preserved and on ice. The temperatures of the 2 coolers at receipt time were 2.1°C and 2.3°C.

GC/MS VOA
Method 8260D_UST: The matrix spike / matrix spike duplicate (MS/MSD) recoveries for analytical batch 705-99999 were outside control limits for one or more analytes. See QC Sample Results for detail. Sample matrix interference and/or non-homogeneity are suspected because the associated laboratory control sample (LCS) recovery is within acceptance limits.

Method 8260D_UST: The following samples were diluted due to the nature of the sample matrix: MW-01 (705-51321-1), Dup-01 (705-51321-23) and Dup-02 (705-51321-24). Elevated reporting limits (RLs) are provided.

No additional analytical or quality issues were noted, other than those described above or in the Definitions/ Glossary page.

GC Semi VOA
Method 8011_SC: The matrix spike / matrix spike duplicate (MS/MSD) recoveries and/or precision for preparation batch 705-100054 and 705-100055 and analytical batch 705-100372 was outside control limits. Sample matrix interference and/or non-homogeneity is suspected.

No additional analytical or quality issues were noted, other than those described above or in the Definitions/ Glossary page.

Client Sample ID: MW-01

Date Collected: 12/04/25 13:15
Date Received: 12/04/25 21:44

Lab Sample ID: 705-51321-1

Matrix: Water

Method: SW846 8260D/UST - Volatile Organic Compounds by GC/MS

Analyte	Result	Qualifier	RL		Unit	D	Prepared	Analyzed	Dil Fac
Benzene	**1300**		10		ug/L			12/10/25 19:40	10
Toluene	**120**		10		ug/L			12/10/25 19:40	10
Ethylbenzene	**2100**		100		ug/L			12/09/25 04:25	100
Xylenes, Total	**5800**		100		ug/L			12/09/25 04:25	100
Methyl tert-butyl ether	<10		10		ug/L			12/10/25 19:40	10
Naphthalene	**970**		50		ug/L			12/10/25 19:40	10
1,2-Dichloroethane	**26**		10		ug/L			12/10/25 19:40	10
Diisopropyl ether	<100		100		ug/L			12/10/25 19:40	10
Ethanol	<1000		1000		ug/L			12/10/25 19:40	10
Ethyl tert-butyl alcohol	<1000		1000		ug/L			12/10/25 19:40	10
Ethyl tert-butyl ether	<100		100		ug/L			12/10/25 19:40	10
t-Amyl alcohol	<1000		1000		ug/L			12/10/25 19:40	10
Tert-amyl methyl ether	<100		100		ug/L			12/10/25 19:40	10
tert-Butyl alcohol	<1000		1000		ug/L			12/10/25 19:40	10
tert-Butyl Formate	<1000		1000		ug/L			12/10/25 19:40	10

Surrogate	*%Recovery*	*Qualifier*	*Limits*	*Prepared*	*Analyzed*	*Dil Fac*
4-Bromofluorobenzene	*103*		*70 - 126*		*12/09/25 04:25*	*100*
4-Bromofluorobenzene	*102*		*70 - 126*		*12/10/25 19:40*	*10*
Dibromofluoromethane (Surr)	*100*		*77 - 121*		*12/09/25 04:25*	*100*
Dibromofluoromethane (Surr)	*100*		*77 - 121*		*12/10/25 19:40*	*10*
Toluene-d8 (Surr)	*101*		*78.6 - 119*		*12/09/25 04:25*	*100*
Toluene-d8 (Surr)	*100*		*78.6 - 119*		*12/10/25 19:40*	*10*

Method: SW846 8011 - EDB, DBCP, and 1,2,3-TCP (GC)

Analyte	Result	Qualifier	RL		Unit	D	Prepared	Analyzed	Dil Fac
Ethylene Dibromide	**2.9**		0.40		ug/L		12/08/25 10:33	12/09/25 20:24	20

Surrogate	*%Recovery*	*Qualifier*	*Limits*	*Prepared*	*Analyzed*	*Dil Fac*
4-Bromofluorobenzene	*173*	*S1+*	*70 - 138*	*12/08/25 10:33*	*12/09/25 00:46*	*1*

Client Sample ID: MW-04

Date Collected: 12/04/25 13:20
Date Received: 12/04/25 21:44

Lab Sample ID: 705-51321-2

Matrix: Water

Method: SW846 8260D/UST - Volatile Organic Compounds by GC/MS

Analyte	Result	Qualifier	RL		Unit	D	Prepared	Analyzed	Dil Fac
Benzene	**49**		1.0		ug/L			12/08/25 16:47	1
Toluene	**4.4**		1.0		ug/L			12/08/25 16:47	1
Ethylbenzene	**240**		10		ug/L			12/10/25 19:19	10
Xylenes, Total	**800**		10		ug/L			12/10/25 19:19	10
Methyl tert-butyl ether	<1.0		1.0		ug/L			12/08/25 16:47	1
Naphthalene	**270**		50		ug/L			12/10/25 19:19	10
1,2-Dichloroethane	**2.0**		1.0		ug/L			12/08/25 16:47	1
Diisopropyl ether	<10		10		ug/L			12/08/25 16:47	1
Ethanol	<100		100		ug/L			12/08/25 16:47	1
Ethyl tert-butyl alcohol	<100		100		ug/L			12/08/25 16:47	1
Ethyl tert-butyl ether	<10		10		ug/L			12/08/25 16:47	1
t-Amyl alcohol	**150**		100		ug/L			12/08/25 16:47	1
Tert-amyl methyl ether	<10		10		ug/L			12/08/25 16:47	1
tert-Butyl alcohol	<100		100		ug/L			12/08/25 16:47	1

Client Sample ID: MW-04

Date Collected: 12/04/25 13:20
Date Received: 12/04/25 21:44

Lab Sample ID: 705-51321-2
Matrix: Water

Method: SW846 8260D/UST - Volatile Organic Compounds by GC/MS (Continued)

Analyte	Result	Qualifier	RL		Unit	D	Prepared	Analyzed	Dil Fac
tert-Butyl Formate	<100		100		ug/L			12/08/25 16:47	1

Surrogate	*%Recovery*	*Qualifier*	*Limits*	*Prepared*	*Analyzed*	*Dil Fac*
4-Bromofluorobenzene	*106*		*70 - 126*		*12/08/25 16:47*	*1*
4-Bromofluorobenzene	*100*		*70 - 126*		*12/10/25 19:19*	*10*
Dibromofluoromethane (Surr)	*98*		*77 - 121*		*12/08/25 16:47*	*1*
Dibromofluoromethane (Surr)	*100*		*77 - 121*		*12/10/25 19:19*	*10*
Toluene-d8 (Surr)	*95*		*78.6 - 119*		*12/08/25 16:47*	*1*
Toluene-d8 (Surr)	*98*		*78.6 - 119*		*12/10/25 19:19*	*10*

Method: SW846 8011 - EDB, DBCP, and 1,2,3-TCP (GC)

Analyte	Result	Qualifier	RL		Unit	D	Prepared	Analyzed	Dil Fac
Ethylene Dibromide	**0.041**		0.020		ug/L		12/08/25 10:33	12/09/25 01:03	1

Surrogate	*%Recovery*	*Qualifier*	*Limits*	*Prepared*	*Analyzed*	*Dil Fac*
4-Bromofluorobenzene	*118*		*70 - 138*	*12/08/25 10:33*	*12/09/25 01:03*	*1*

Client Sample ID: MW-05

Date Collected: 12/04/25 09:37
Date Received: 12/04/25 21:44

Lab Sample ID: 705-51321-3
Matrix: Water

Method: SW846 8260D/UST - Volatile Organic Compounds by GC/MS

Analyte	Result	Qualifier	RL		Unit	D	Prepared	Analyzed	Dil Fac
Benzene	**350**		20		ug/L			12/10/25 18:38	20
Toluene	**290**		20		ug/L			12/10/25 18:38	20
Ethylbenzene	**1600**		20		ug/L			12/10/25 18:38	20
Xylenes, Total	**6700**		20		ug/L			12/10/25 18:38	20
Methyl tert-butyl ether	<1.0		1.0		ug/L			12/08/25 17:07	1
Naphthalene	**890**		100		ug/L			12/10/25 18:38	20
1,2-Dichloroethane	**6.7**		1.0		ug/L			12/08/25 17:07	1
Diisopropyl ether	<10		10		ug/L			12/08/25 17:07	1
Ethanol	<100		100		ug/L			12/08/25 17:07	1
Ethyl tert-butyl alcohol	<100		100		ug/L			12/08/25 17:07	1
Ethyl tert-butyl ether	<10		10		ug/L			12/08/25 17:07	1
t-Amyl alcohol	<100		100		ug/L			12/08/25 17:07	1
Tert-amyl methyl ether	<10		10		ug/L			12/08/25 17:07	1
tert-Butyl alcohol	<100		100		ug/L			12/08/25 17:07	1
tert-Butyl Formate	<100		100		ug/L			12/08/25 17:07	1

Surrogate	*%Recovery*	*Qualifier*	*Limits*	*Prepared*	*Analyzed*	*Dil Fac*
4-Bromofluorobenzene	*105*		*70 - 126*		*12/08/25 17:07*	*1*
4-Bromofluorobenzene	*101*		*70 - 126*		*12/10/25 18:38*	*20*
Dibromofluoromethane (Surr)	*95*		*77 - 121*		*12/08/25 17:07*	*1*
Dibromofluoromethane (Surr)	*100*		*77 - 121*		*12/10/25 18:38*	*20*
Toluene-d8 (Surr)	*99*		*78.6 - 119*		*12/08/25 17:07*	*1*
Toluene-d8 (Surr)	*99*		*78.6 - 119*		*12/10/25 18:38*	*20*

Method: SW846 8011 - EDB, DBCP, and 1,2,3-TCP (GC)

Analyte	Result	Qualifier	RL		Unit	D	Prepared	Analyzed	Dil Fac
Ethylene Dibromide	**0.58**		0.099		ug/L		12/08/25 15:55	12/10/25 10:06	5

Client Sample ID: MW-05
Date Collected: 12/04/25 09:37
Date Received: 12/04/25 21:44

Lab Sample ID: 705-51321-3
Matrix: Water

Surrogate	*%Recovery*	*Qualifier*	*Limits*	*Prepared*	*Analyzed*	*Dil Fac*
4-Bromofluorobenzene	*141*	*S1+*	*70 - 138*	*12/08/25 15:55*	*12/09/25 18:52*	*1*

Client Sample ID: MW-06
Date Collected: 12/03/25 15:05
Date Received: 12/04/25 21:44

Lab Sample ID: 705-51321-4
Matrix: Water

Method: SW846 8260D/UST - Volatile Organic Compounds by GC/MS

Analyte	Result	Qualifier	RL		Unit	D	Prepared	Analyzed	Dil Fac
Benzene	<1.0		1.0		ug/L			12/08/25 17:28	1
Toluene	<1.0		1.0		ug/L			12/08/25 17:28	1
Ethylbenzene	<1.0		1.0		ug/L			12/10/25 16:35	1
Xylenes, Total	<1.0		1.0		ug/L			12/10/25 16:35	1
Methyl tert-butyl ether	<1.0		1.0		ug/L			12/08/25 17:28	1
Naphthalene	<5.0		5.0		ug/L			12/10/25 16:35	1
1,2-Dichloroethane	<1.0		1.0		ug/L			12/08/25 17:28	1
Diisopropyl ether	<10		10		ug/L			12/08/25 17:28	1
Ethanol	<100		100		ug/L			12/08/25 17:28	1
Ethyl tert-butyl alcohol	<100		100		ug/L			12/08/25 17:28	1
Ethyl tert-butyl ether	<10		10		ug/L			12/08/25 17:28	1
t-Amyl alcohol	<100		100		ug/L			12/08/25 17:28	1
Tert-amyl methyl ether	<10		10		ug/L			12/08/25 17:28	1
tert-Butyl alcohol	<100		100		ug/L			12/08/25 17:28	1
tert-Butyl Formate	<100		100		ug/L			12/08/25 17:28	1

Surrogate	*%Recovery*	*Qualifier*	*Limits*	*Prepared*	*Analyzed*	*Dil Fac*
4-Bromofluorobenzene	*102*		*70 - 126*		*12/08/25 17:28*	*1*
4-Bromofluorobenzene	*97*		*70 - 126*		*12/10/25 16:35*	*1*
Dibromofluoromethane (Surr)	*101*		*77 - 121*		*12/08/25 17:28*	*1*
Dibromofluoromethane (Surr)	*106*		*77 - 121*		*12/10/25 16:35*	*1*
Toluene-d8 (Surr)	*102*		*78.6 - 119*		*12/08/25 17:28*	*1*
Toluene-d8 (Surr)	*101*		*78.6 - 119*		*12/10/25 16:35*	*1*

Method: SW846 8011 - EDB, DBCP, and 1,2,3-TCP (GC)

Analyte	Result	Qualifier	RL		Unit	D	Prepared	Analyzed	Dil Fac
Ethylene Dibromide	<0.020		0.020		ug/L		12/08/25 15:55	12/09/25 19:49	1

Surrogate	*%Recovery*	*Qualifier*	*Limits*	*Prepared*	*Analyzed*	*Dil Fac*
4-Bromofluorobenzene	*135*		*70 - 138*	*12/08/25 15:55*	*12/09/25 19:49*	*1*

Client Sample ID: MW-08D
Date Collected: 12/04/25 10:00
Date Received: 12/04/25 21:44

Lab Sample ID: 705-51321-5
Matrix: Water

Method: SW846 8260D/UST - Volatile Organic Compounds by GC/MS

Analyte	Result	Qualifier	RL		Unit	D	Prepared	Analyzed	Dil Fac
Benzene	<1.0		1.0		ug/L			12/08/25 17:48	1
Toluene	<1.0		1.0		ug/L			12/08/25 17:48	1
Ethylbenzene	<1.0		1.0		ug/L			12/08/25 17:48	1
Xylenes, Total	<1.0		1.0		ug/L			12/10/25 16:55	1
Methyl tert-butyl ether	<1.0		1.0		ug/L			12/08/25 17:48	1
Naphthalene	<5.0		5.0		ug/L			12/08/25 17:48	1
1,2-Dichloroethane	<1.0		1.0		ug/L			12/08/25 17:48	1

Client Sample ID: MW-08D

Date Collected: 12/04/25 10:00
Date Received: 12/04/25 21:44

Lab Sample ID: 705-51321-5
Matrix: Water

Method: SW846 8260D/UST - Volatile Organic Compounds by GC/MS (Continued)

Analyte	Result	Qualifier	RL		Unit	D	Prepared	Analyzed	Dil Fac
Diisopropyl ether	<10		10		ug/L			12/08/25 17:48	1
Ethanol	<100		100		ug/L			12/08/25 17:48	1
Ethyl tert-butyl alcohol	<100		100		ug/L			12/08/25 17:48	1
Ethyl tert-butyl ether	<10		10		ug/L			12/08/25 17:48	1
t-Amyl alcohol	<100		100		ug/L			12/08/25 17:48	1
Tert-amyl methyl ether	<10		10		ug/L			12/08/25 17:48	1
tert-Butyl alcohol	<100		100		ug/L			12/08/25 17:48	1
tert-Butyl Formate	<100		100		ug/L			12/08/25 17:48	1

Surrogate	*%Recovery*	*Qualifier*	*Limits*	*Prepared*	*Analyzed*	*Dil Fac*
4-Bromofluorobenzene	*102*		*70 - 126*		*12/08/25 17:48*	*1*
4-Bromofluorobenzene	*97*		*70 - 126*		*12/10/25 16:55*	*1*
Dibromofluoromethane (Surr)	*100*		*77 - 121*		*12/08/25 17:48*	*1*
Dibromofluoromethane (Surr)	*105*		*77 - 121*		*12/10/25 16:55*	*1*
Toluene-d8 (Surr)	*99*		*78.6 - 119*		*12/08/25 17:48*	*1*
Toluene-d8 (Surr)	*100*		*78.6 - 119*		*12/10/25 16:55*	*1*

Method: SW846 8011 - EDB, DBCP, and 1,2,3-TCP (GC)

Analyte	Result	Qualifier	RL		Unit	D	Prepared	Analyzed	Dil Fac
Ethylene Dibromide	<0.020		0.020		ug/L		12/08/25 15:55	12/09/25 20:35	1

Surrogate	*%Recovery*	*Qualifier*	*Limits*	*Prepared*	*Analyzed*	*Dil Fac*
4-Bromofluorobenzene	*123*		*70 - 138*	*12/08/25 15:55*	*12/09/25 20:35*	*1*

Client Sample ID: MW-08

Date Collected: 12/04/25 13:35
Date Received: 12/04/25 21:44

Lab Sample ID: 705-51321-6
Matrix: Water

Method: SW846 8260D/UST - Volatile Organic Compounds by GC/MS

Analyte	Result	Qualifier	RL		Unit	D	Prepared	Analyzed	Dil Fac
Benzene	**440**		20		ug/L			12/09/25 04:05	20
Toluene	**7.2**		1.0		ug/L			12/09/25 03:44	1
Ethylbenzene	**1300**		20		ug/L			12/09/25 04:05	20
Xylenes, Total	**1100**		20		ug/L			12/09/25 04:05	20
Methyl tert-butyl ether	<1.0		1.0		ug/L			12/09/25 03:44	1
Naphthalene	**880**		100		ug/L			12/09/25 04:05	20
1,2-Dichloroethane	<1.0		1.0		ug/L			12/09/25 03:44	1
Diisopropyl ether	<10		10		ug/L			12/09/25 03:44	1
Ethanol	<100		100		ug/L			12/09/25 03:44	1
Ethyl tert-butyl alcohol	<100		100		ug/L			12/09/25 03:44	1
Ethyl tert-butyl ether	<10		10		ug/L			12/09/25 03:44	1
t-Amyl alcohol	**380**		100		ug/L			12/09/25 03:44	1
Tert-amyl methyl ether	<10		10		ug/L			12/09/25 03:44	1
tert-Butyl alcohol	<100		100		ug/L			12/09/25 03:44	1
tert-Butyl Formate	<100		100		ug/L			12/09/25 03:44	1

Surrogate	*%Recovery*	*Qualifier*	*Limits*	*Prepared*	*Analyzed*	*Dil Fac*
4-Bromofluorobenzene	*103*		*70 - 126*		*12/09/25 03:44*	*1*
4-Bromofluorobenzene	*100*		*70 - 126*		*12/09/25 04:05*	*20*
Dibromofluoromethane (Surr)	*96*		*77 - 121*		*12/09/25 03:44*	*1*
Dibromofluoromethane (Surr)	*98*		*77 - 121*		*12/09/25 04:05*	*20*

Client Sample ID: MW-08
Lab Sample ID: 705-51321-6
Date Collected: 12/04/25 13:35
Matrix: Water
Date Received: 12/04/25 21:44

Method: SW846 8260D/UST - Volatile Organic Compounds by GC/MS (Continued)

Surrogate	*%Recovery*	*Qualifier*	*Limits*	*Prepared*	*Analyzed*	*Dil Fac*
Toluene-d8 (Surr)	*101*		*78.6 - 119*		*12/09/25 03:44*	*1*
Toluene-d8 (Surr)	*100*		*78.6 - 119*		*12/09/25 04:05*	*20*

Method: SW846 8011 - EDB, DBCP, and 1,2,3-TCP (GC)

Analyte	Result	Qualifier	RL	Unit	D	Prepared	Analyzed	Dil Fac
Ethylene Dibromide	<0.020		0.020	ug/L		12/08/25 15:55	12/09/25 20:49	1

Surrogate	*%Recovery*	*Qualifier*	*Limits*	*Prepared*	*Analyzed*	*Dil Fac*
4-Bromofluorobenzene	*171*	*S1+*	*70 - 138*	*12/08/25 15:55*	*12/09/25 20:49*	*1*

Client Sample ID: MW-09
Lab Sample ID: 705-51321-7
Date Collected: 12/03/25 15:55
Matrix: Water
Date Received: 12/04/25 21:44

Method: SW846 8260D/UST - Volatile Organic Compounds by GC/MS

Analyte	Result	Qualifier	RL	Unit	D	Prepared	Analyzed	Dil Fac
Benzene	**19**		1.0	ug/L			12/08/25 18:09	1
Toluene	<1.0		1.0	ug/L			12/08/25 18:09	1
Ethylbenzene	<1.0		1.0	ug/L			12/08/25 18:09	1
Xylenes, Total	**3.5**		1.0	ug/L			12/08/25 18:09	1
Methyl tert-butyl ether	**6.8**		1.0	ug/L			12/08/25 18:09	1
Naphthalene	**5.0**		5.0	ug/L			12/08/25 18:09	1
1,2-Dichloroethane	**1.2**		1.0	ug/L			12/08/25 18:09	1
Diisopropyl ether	<10		10	ug/L			12/08/25 18:09	1
Ethanol	<100		100	ug/L			12/08/25 18:09	1
Ethyl tert-butyl alcohol	<100		100	ug/L			12/08/25 18:09	1
Ethyl tert-butyl ether	<10		10	ug/L			12/08/25 18:09	1
t-Amyl alcohol	**170**		100	ug/L			12/08/25 18:09	1
Tert-amyl methyl ether	<10		10	ug/L			12/08/25 18:09	1
tert-Butyl alcohol	**110**		100	ug/L			12/08/25 18:09	1
tert-Butyl Formate	<100		100	ug/L			12/08/25 18:09	1

Surrogate	*%Recovery*	*Qualifier*	*Limits*	*Prepared*	*Analyzed*	*Dil Fac*
4-Bromofluorobenzene	*103*		*70 - 126*		*12/08/25 18:09*	*1*
Dibromofluoromethane (Surr)	*98*		*77 - 121*		*12/08/25 18:09*	*1*
Toluene-d8 (Surr)	*100*		*78.6 - 119*		*12/08/25 18:09*	*1*

Method: SW846 8011 - EDB, DBCP, and 1,2,3-TCP (GC)

Analyte	Result	Qualifier	RL	Unit	D	Prepared	Analyzed	Dil Fac
Ethylene Dibromide	<0.020		0.020	ug/L		12/08/25 15:55	12/10/25 09:07	1

Surrogate	*%Recovery*	*Qualifier*	*Limits*	*Prepared*	*Analyzed*	*Dil Fac*
4-Bromofluorobenzene	*131*		*70 - 138*	*12/08/25 15:55*	*12/10/25 09:07*	*1*

Client Sample ID: MW-11
Lab Sample ID: 705-51321-8
Date Collected: 12/04/25 11:10
Matrix: Water
Date Received: 12/04/25 21:44

Method: SW846 8260D/UST - Volatile Organic Compounds by GC/MS

Analyte	Result	Qualifier	RL	Unit	D	Prepared	Analyzed	Dil Fac
Benzene	<1.0		1.0	ug/L			12/08/25 18:30	1

Client Sample ID: MW-11

Date Collected: 12/04/25 11:10
Date Received: 12/04/25 21:44

Lab Sample ID: 705-51321-8
Matrix: Water

Method: SW846 8260D/UST - Volatile Organic Compounds by GC/MS (Continued)

Analyte	Result	Qualifier	RL		Unit	D	Prepared	Analyzed	Dil Fac
Toluene	<1.0		1.0		ug/L			12/08/25 18:30	1
Ethylbenzene	<1.0		1.0		ug/L			12/08/25 18:30	1
Xylenes, Total	<1.0		1.0		ug/L			12/08/25 18:30	1
Methyl tert-butyl ether	<1.0		1.0		ug/L			12/08/25 18:30	1
Naphthalene	<5.0		5.0		ug/L			12/08/25 18:30	1
1,2-Dichloroethane	<1.0		1.0		ug/L			12/08/25 18:30	1
Diisopropyl ether	<10		10		ug/L			12/08/25 18:30	1
Ethanol	<100		100		ug/L			12/08/25 18:30	1
Ethyl tert-butyl alcohol	<100		100		ug/L			12/08/25 18:30	1
Ethyl tert-butyl ether	<10		10		ug/L			12/08/25 18:30	1
t-Amyl alcohol	<100		100		ug/L			12/08/25 18:30	1
Tert-amyl methyl ether	<10		10		ug/L			12/08/25 18:30	1
tert-Butyl alcohol	<100		100		ug/L			12/08/25 18:30	1
tert-Butyl Formate	<100		100		ug/L			12/08/25 18:30	1

Surrogate	*%Recovery*	*Qualifier*	*Limits*	*Prepared*	*Analyzed*	*Dil Fac*
4-Bromofluorobenzene	*102*		*70 - 126*		*12/08/25 18:30*	*1*
Dibromofluoromethane (Surr)	*100*		*77 - 121*		*12/08/25 18:30*	*1*
Toluene-d8 (Surr)	*100*		*78.6 - 119*		*12/08/25 18:30*	*1*

Method: SW846 8011 - EDB, DBCP, and 1,2,3-TCP (GC)

Analyte	Result	Qualifier	RL		Unit	D	Prepared	Analyzed	Dil Fac
Ethylene Dibromide	<0.020		0.020		ug/L		12/08/25 15:55	12/10/25 08:53	1

Surrogate	*%Recovery*	*Qualifier*	*Limits*	*Prepared*	*Analyzed*	*Dil Fac*
4-Bromofluorobenzene	*123*		*70 - 138*	*12/08/25 15:55*	*12/10/25 08:53*	*1*

Client Sample ID: MW-13

Date Collected: 12/04/25 11:30
Date Received: 12/04/25 21:44

Lab Sample ID: 705-51321-9
Matrix: Water

Method: SW846 8260D/UST - Volatile Organic Compounds by GC/MS

Analyte	Result	Qualifier	RL		Unit	D	Prepared	Analyzed	Dil Fac
Benzene	<1.0		1.0		ug/L			12/08/25 18:50	1
Toluene	<1.0		1.0		ug/L			12/08/25 18:50	1
Ethylbenzene	<1.0		1.0		ug/L			12/08/25 18:50	1
Xylenes, Total	<1.0		1.0		ug/L			12/08/25 18:50	1
Methyl tert-butyl ether	<1.0		1.0		ug/L			12/08/25 18:50	1
Naphthalene	<5.0		5.0		ug/L			12/08/25 18:50	1
1,2-Dichloroethane	<1.0		1.0		ug/L			12/08/25 18:50	1
Diisopropyl ether	<10		10		ug/L			12/08/25 18:50	1
Ethanol	<100		100		ug/L			12/08/25 18:50	1
Ethyl tert-butyl alcohol	<100		100		ug/L			12/08/25 18:50	1
Ethyl tert-butyl ether	<10		10		ug/L			12/08/25 18:50	1
t-Amyl alcohol	<100		100		ug/L			12/08/25 18:50	1
Tert-amyl methyl ether	<10		10		ug/L			12/08/25 18:50	1
tert-Butyl alcohol	<100		100		ug/L			12/08/25 18:50	1
tert-Butyl Formate	<100		100		ug/L			12/08/25 18:50	1

Surrogate	*%Recovery*	*Qualifier*	*Limits*	*Prepared*	*Analyzed*	*Dil Fac*
4-Bromofluorobenzene	*103*		*70 - 126*		*12/08/25 18:50*	*1*

Client Sample ID: MW-13
Lab Sample ID: 705-51321-9
Date Collected: 12/04/25 11:30
Matrix: Water
Date Received: 12/04/25 21:44

Method: SW846 8260D/UST - Volatile Organic Compounds by GC/MS (Continued)

Surrogate	*%Recovery*	*Qualifier*	*Limits*	*Prepared*	*Analyzed*	*Dil Fac*
Dibromofluoromethane (Surr)	*100*		*77 - 121*		*12/08/25 18:50*	*1*
Toluene-d8 (Surr)	*100*		*78.6 - 119*		*12/08/25 18:50*	*1*

Method: SW846 8011 - EDB, DBCP, and 1,2,3-TCP (GC)

Analyte	Result	Qualifier	RL	Unit	D	Prepared	Analyzed	Dil Fac
Ethylene Dibromide	<0.020		0.020	ug/L		12/08/25 15:55	12/09/25 21:17	1

Surrogate	*%Recovery*	*Qualifier*	*Limits*	*Prepared*	*Analyzed*	*Dil Fac*
4-Bromofluorobenzene	*145*	*S1+*	*70 - 138*	*12/08/25 15:55*	*12/09/25 21:17*	*1*

Client Sample ID: MW-14
Lab Sample ID: 705-51321-10
Date Collected: 12/04/25 12:20
Matrix: Water
Date Received: 12/04/25 21:44

Method: SW846 8260D/UST - Volatile Organic Compounds by GC/MS

Analyte	Result	Qualifier	RL	Unit	D	Prepared	Analyzed	Dil Fac
Benzene	<1.0		1.0	ug/L			12/08/25 19:11	1
Toluene	<1.0		1.0	ug/L			12/08/25 19:11	1
Ethylbenzene	<1.0		1.0	ug/L			12/08/25 19:11	1
Xylenes, Total	<1.0		1.0	ug/L			12/08/25 19:11	1
Methyl tert-butyl ether	<1.0		1.0	ug/L			12/08/25 19:11	1
Naphthalene	<5.0		5.0	ug/L			12/08/25 19:11	1
1,2-Dichloroethane	<1.0		1.0	ug/L			12/08/25 19:11	1
Diisopropyl ether	<10		10	ug/L			12/08/25 19:11	1
Ethanol	<100		100	ug/L			12/08/25 19:11	1
Ethyl tert-butyl alcohol	<100		100	ug/L			12/08/25 19:11	1
Ethyl tert-butyl ether	<10		10	ug/L			12/08/25 19:11	1
t-Amyl alcohol	<100		100	ug/L			12/08/25 19:11	1
Tert-amyl methyl ether	<10		10	ug/L			12/08/25 19:11	1
tert-Butyl alcohol	<100		100	ug/L			12/08/25 19:11	1
tert-Butyl Formate	<100		100	ug/L			12/08/25 19:11	1

Surrogate	*%Recovery*	*Qualifier*	*Limits*	*Prepared*	*Analyzed*	*Dil Fac*
4-Bromofluorobenzene	*103*		*70 - 126*		*12/08/25 19:11*	*1*
Dibromofluoromethane (Surr)	*103*		*77 - 121*		*12/08/25 19:11*	*1*
Toluene-d8 (Surr)	*101*		*78.6 - 119*		*12/08/25 19:11*	*1*

Method: SW846 8011 - EDB, DBCP, and 1,2,3-TCP (GC)

Analyte	Result	Qualifier	RL	Unit	D	Prepared	Analyzed	Dil Fac
Ethylene Dibromide	<0.020		0.020	ug/L		12/08/25 15:55	12/09/25 21:32	1

Surrogate	*%Recovery*	*Qualifier*	*Limits*	*Prepared*	*Analyzed*	*Dil Fac*
4-Bromofluorobenzene	*133*		*70 - 138*	*12/08/25 15:55*	*12/09/25 21:32*	*1*

Client Sample ID: MW-15
Lab Sample ID: 705-51321-11
Date Collected: 12/03/25 16:45
Matrix: Water
Date Received: 12/04/25 21:44

Method: SW846 8260D/UST - Volatile Organic Compounds by GC/MS

Analyte	Result	Qualifier	RL	Unit	D	Prepared	Analyzed	Dil Fac
Benzene	<1.0		1.0	ug/L			12/08/25 19:31	1

Client Sample ID: MW-15

Date Collected: 12/03/25 16:45
Date Received: 12/04/25 21:44

Lab Sample ID: 705-51321-11
Matrix: Water

Method: SW846 8260D/UST - Volatile Organic Compounds by GC/MS (Continued)

Analyte	Result	Qualifier	RL		Unit	D	Prepared	Analyzed	Dil Fac
Toluene	<1.0		1.0		ug/L			12/08/25 19:31	1
Ethylbenzene	<1.0		1.0		ug/L			12/08/25 19:31	1
Xylenes, Total	<1.0		1.0		ug/L			12/08/25 19:31	1
Methyl tert-butyl ether	<1.0		1.0		ug/L			12/08/25 19:31	1
Naphthalene	<5.0		5.0		ug/L			12/08/25 19:31	1
1,2-Dichloroethane	<1.0		1.0		ug/L			12/08/25 19:31	1
Diisopropyl ether	<10		10		ug/L			12/08/25 19:31	1
Ethanol	<100		100		ug/L			12/08/25 19:31	1
Ethyl tert-butyl alcohol	<100		100		ug/L			12/08/25 19:31	1
Ethyl tert-butyl ether	<10		10		ug/L			12/08/25 19:31	1
t-Amyl alcohol	<100		100		ug/L			12/08/25 19:31	1
Tert-amyl methyl ether	<10		10		ug/L			12/08/25 19:31	1
tert-Butyl alcohol	<100		100		ug/L			12/08/25 19:31	1
tert-Butyl Formate	<100		100		ug/L			12/08/25 19:31	1

Surrogate	*%Recovery*	*Qualifier*	*Limits*	*Prepared*	*Analyzed*	*Dil Fac*
4-Bromofluorobenzene	*102*		*70 - 126*		*12/08/25 19:31*	*1*
Dibromofluoromethane (Surr)	*102*		*77 - 121*		*12/08/25 19:31*	*1*
Toluene-d8 (Surr)	*100*		*78.6 - 119*		*12/08/25 19:31*	*1*

Method: SW846 8011 - EDB, DBCP, and 1,2,3-TCP (GC)

Analyte	Result	Qualifier	RL		Unit	D	Prepared	Analyzed	Dil Fac
Ethylene Dibromide	<0.020		0.020		ug/L		12/08/25 15:55	12/09/25 21:46	1

Surrogate	*%Recovery*	*Qualifier*	*Limits*	*Prepared*	*Analyzed*	*Dil Fac*
4-Bromofluorobenzene	*135*		*70 - 138*	*12/08/25 15:55*	*12/09/25 21:46*	*1*

Client Sample ID: MW-15D

Date Collected: 12/03/25 16:30
Date Received: 12/04/25 21:44

Lab Sample ID: 705-51321-12
Matrix: Water

Method: SW846 8260D/UST - Volatile Organic Compounds by GC/MS

Analyte	Result	Qualifier	RL		Unit	D	Prepared	Analyzed	Dil Fac
Benzene	<1.0		1.0		ug/L			12/08/25 19:52	1
Toluene	<1.0		1.0		ug/L			12/08/25 19:52	1
Ethylbenzene	<1.0		1.0		ug/L			12/08/25 19:52	1
Xylenes, Total	<1.0		1.0		ug/L			12/08/25 19:52	1
Methyl tert-butyl ether	<1.0		1.0		ug/L			12/08/25 19:52	1
Naphthalene	<5.0		5.0		ug/L			12/08/25 19:52	1
1,2-Dichloroethane	<1.0		1.0		ug/L			12/08/25 19:52	1
Diisopropyl ether	<10		10		ug/L			12/08/25 19:52	1
Ethanol	<100		100		ug/L			12/08/25 19:52	1
Ethyl tert-butyl alcohol	<100		100		ug/L			12/08/25 19:52	1
Ethyl tert-butyl ether	<10		10		ug/L			12/08/25 19:52	1
t-Amyl alcohol	<100		100		ug/L			12/08/25 19:52	1
Tert-amyl methyl ether	<10		10		ug/L			12/08/25 19:52	1
tert-Butyl alcohol	<100		100		ug/L			12/08/25 19:52	1
tert-Butyl Formate	<100		100		ug/L			12/08/25 19:52	1

Surrogate	*%Recovery*	*Qualifier*	*Limits*	*Prepared*	*Analyzed*	*Dil Fac*
4-Bromofluorobenzene	*103*		*70 - 126*		*12/08/25 19:52*	*1*

Client Sample ID: MW-15D
Lab Sample ID: 705-51321-12
Date Collected: 12/03/25 16:30
Matrix: Water
Date Received: 12/04/25 21:44

Method: SW846 8260D/UST - Volatile Organic Compounds by GC/MS (Continued)

Surrogate	*%Recovery*	*Qualifier*	*Limits*	*Prepared*	*Analyzed*	*Dil Fac*
Dibromofluoromethane (Surr)	*102*		*77 - 121*		*12/08/25 19:52*	*1*
Toluene-d8 (Surr)	*100*		*78.6 - 119*		*12/08/25 19:52*	*1*

Method: SW846 8011 - EDB, DBCP, and 1,2,3-TCP (GC)

Analyte	Result	Qualifier	RL	Unit	D	Prepared	Analyzed	Dil Fac
Ethylene Dibromide	<0.020		0.020	ug/L		12/08/25 15:55	12/09/25 22:00	1

Surrogate	*%Recovery*	*Qualifier*	*Limits*	*Prepared*	*Analyzed*	*Dil Fac*
4-Bromofluorobenzene	*120*		*70 - 138*	*12/08/25 15:55*	*12/09/25 22:00*	*1*

Client Sample ID: MW-16
Lab Sample ID: 705-51321-13
Date Collected: 12/04/25 13:40
Matrix: Water
Date Received: 12/04/25 21:44

Method: SW846 8260D/UST - Volatile Organic Compounds by GC/MS

Analyte	Result	Qualifier	RL	Unit	D	Prepared	Analyzed	Dil Fac
Benzene	<1.0		1.0	ug/L			12/08/25 20:12	1
Toluene	<1.0		1.0	ug/L			12/08/25 20:12	1
Ethylbenzene	<1.0		1.0	ug/L			12/08/25 20:12	1
Xylenes, Total	<1.0		1.0	ug/L			12/08/25 20:12	1
Methyl tert-butyl ether	<1.0		1.0	ug/L			12/08/25 20:12	1
Naphthalene	<5.0		5.0	ug/L			12/08/25 20:12	1
1,2-Dichloroethane	<1.0		1.0	ug/L			12/08/25 20:12	1
Diisopropyl ether	<10		10	ug/L			12/08/25 20:12	1
Ethanol	<100		100	ug/L			12/08/25 20:12	1
Ethyl tert-butyl alcohol	<100		100	ug/L			12/08/25 20:12	1
Ethyl tert-butyl ether	<10		10	ug/L			12/08/25 20:12	1
t-Amyl alcohol	<100		100	ug/L			12/08/25 20:12	1
Tert-amyl methyl ether	<10		10	ug/L			12/08/25 20:12	1
tert-Butyl alcohol	<100		100	ug/L			12/08/25 20:12	1
tert-Butyl Formate	<100		100	ug/L			12/08/25 20:12	1

Surrogate	*%Recovery*	*Qualifier*	*Limits*	*Prepared*	*Analyzed*	*Dil Fac*
4-Bromofluorobenzene	*103*		*70 - 126*		*12/08/25 20:12*	*1*
Dibromofluoromethane (Surr)	*102*		*77 - 121*		*12/08/25 20:12*	*1*
Toluene-d8 (Surr)	*100*		*78.6 - 119*		*12/08/25 20:12*	*1*

Method: SW846 8011 - EDB, DBCP, and 1,2,3-TCP (GC)

Analyte	Result	Qualifier	RL	Unit	D	Prepared	Analyzed	Dil Fac
Ethylene Dibromide	<0.020		0.020	ug/L		12/08/25 15:55	12/09/25 22:14	1

Surrogate	*%Recovery*	*Qualifier*	*Limits*	*Prepared*	*Analyzed*	*Dil Fac*
4-Bromofluorobenzene	*126*		*70 - 138*	*12/08/25 15:55*	*12/09/25 22:14*	*1*

Client Sample ID: MW-16D
Lab Sample ID: 705-51321-14
Date Collected: 12/04/25 10:40
Matrix: Water
Date Received: 12/04/25 21:44

Method: SW846 8260D/UST - Volatile Organic Compounds by GC/MS

Analyte	Result	Qualifier	RL	Unit	D	Prepared	Analyzed	Dil Fac
Benzene	**1.4**		1.0	ug/L			12/08/25 22:56	1

Client Sample ID: MW-16D

Date Collected: 12/04/25 10:40
Date Received: 12/04/25 21:44

Lab Sample ID: 705-51321-14
Matrix: Water

Method: SW846 8260D/UST - Volatile Organic Compounds by GC/MS (Continued)

Analyte	Result	Qualifier	RL		Unit	D	Prepared	Analyzed	Dil Fac
Toluene	<1.0		1.0		ug/L			12/08/25 22:56	1
Ethylbenzene	<1.0		1.0		ug/L			12/08/25 22:56	1
Xylenes, Total	<1.0		1.0		ug/L			12/08/25 22:56	1
Methyl tert-butyl ether	<1.0		1.0		ug/L			12/08/25 22:56	1
Naphthalene	<5.0		5.0		ug/L			12/08/25 22:56	1
1,2-Dichloroethane	<1.0		1.0		ug/L			12/08/25 22:56	1
Diisopropyl ether	<10		10		ug/L			12/08/25 22:56	1
Ethanol	<100		100		ug/L			12/08/25 22:56	1
Ethyl tert-butyl alcohol	<100		100		ug/L			12/08/25 22:56	1
Ethyl tert-butyl ether	<10		10		ug/L			12/08/25 22:56	1
t-Amyl alcohol	**210**		100		ug/L			12/08/25 22:56	1
Tert-amyl methyl ether	<10		10		ug/L			12/08/25 22:56	1
tert-Butyl alcohol	<100		100		ug/L			12/08/25 22:56	1
tert-Butyl Formate	<100		100		ug/L			12/08/25 22:56	1

Surrogate	*%Recovery*	*Qualifier*	*Limits*	*Prepared*	*Analyzed*	*Dil Fac*
4-Bromofluorobenzene	*103*		*70 - 126*		*12/08/25 22:56*	*1*
Dibromofluoromethane (Surr)	*101*		*77 - 121*		*12/08/25 22:56*	*1*
Toluene-d8 (Surr)	*100*		*78.6 - 119*		*12/08/25 22:56*	*1*

Method: SW846 8011 - EDB, DBCP, and 1,2,3-TCP (GC)

Analyte	Result	Qualifier	RL		Unit	D	Prepared	Analyzed	Dil Fac
Ethylene Dibromide	<0.020		0.020		ug/L		12/08/25 15:55	12/09/25 22:28	1

Surrogate	*%Recovery*	*Qualifier*	*Limits*	*Prepared*	*Analyzed*	*Dil Fac*
4-Bromofluorobenzene	*159*	*S1+*	*70 - 138*	*12/08/25 15:55*	*12/09/25 22:28*	*1*

Client Sample ID: MW-17

Date Collected: 12/03/25 15:20
Date Received: 12/04/25 21:44

Lab Sample ID: 705-51321-15
Matrix: Water

Method: SW846 8260D/UST - Volatile Organic Compounds by GC/MS

Analyte	Result	Qualifier	RL		Unit	D	Prepared	Analyzed	Dil Fac
Benzene	**1.3**		1.0		ug/L			12/09/25 01:00	1
Toluene	<1.0		1.0		ug/L			12/09/25 01:00	1
Ethylbenzene	<1.0		1.0		ug/L			12/09/25 01:00	1
Xylenes, Total	<1.0		1.0		ug/L			12/09/25 01:00	1
Methyl tert-butyl ether	<1.0		1.0		ug/L			12/09/25 01:00	1
Naphthalene	<5.0		5.0		ug/L			12/09/25 01:00	1
1,2-Dichloroethane	<1.0		1.0		ug/L			12/09/25 01:00	1
Diisopropyl ether	<10		10		ug/L			12/09/25 01:00	1
Ethanol	<100		100		ug/L			12/09/25 01:00	1
Ethyl tert-butyl alcohol	<100		100		ug/L			12/09/25 01:00	1
Ethyl tert-butyl ether	<10		10		ug/L			12/09/25 01:00	1
t-Amyl alcohol	<100		100		ug/L			12/09/25 01:00	1
Tert-amyl methyl ether	<10		10		ug/L			12/09/25 01:00	1
tert-Butyl alcohol	<100		100		ug/L			12/09/25 01:00	1
tert-Butyl Formate	<100		100		ug/L			12/09/25 01:00	1

Surrogate	*%Recovery*	*Qualifier*	*Limits*	*Prepared*	*Analyzed*	*Dil Fac*
4-Bromofluorobenzene	*101*		*70 - 126*		*12/09/25 01:00*	*1*

Client Sample ID: MW-17
Lab Sample ID: 705-51321-15
Date Collected: 12/03/25 15:20
Matrix: Water
Date Received: 12/04/25 21:44

Method: SW846 8260D/UST - Volatile Organic Compounds by GC/MS (Continued)

Surrogate	*%Recovery*	*Qualifier*	*Limits*	*Prepared*	*Analyzed*	*Dil Fac*
Dibromofluoromethane (Surr)	*102*		*77 - 121*		*12/09/25 01:00*	*1*
Toluene-d8 (Surr)	*100*		*78.6 - 119*		*12/09/25 01:00*	*1*

Method: SW846 8011 - EDB, DBCP, and 1,2,3-TCP (GC)

Analyte	Result	Qualifier	RL	Unit	D	Prepared	Analyzed	Dil Fac
Ethylene Dibromide	<0.020		0.020	ug/L		12/08/25 15:55	12/09/25 23:14	1

Surrogate	*%Recovery*	*Qualifier*	*Limits*	*Prepared*	*Analyzed*	*Dil Fac*
4-Bromofluorobenzene	*115*		*70 - 138*	*12/08/25 15:55*	*12/09/25 23:14*	*1*

Client Sample ID: MW-17D
Lab Sample ID: 705-51321-16
Date Collected: 12/03/25 16:00
Matrix: Water
Date Received: 12/04/25 21:44

Method: SW846 8260D/UST - Volatile Organic Compounds by GC/MS

Analyte	Result	Qualifier	RL	Unit	D	Prepared	Analyzed	Dil Fac
Benzene	<1.0		1.0	ug/L			12/09/25 05:47	1
Toluene	<1.0		1.0	ug/L			12/09/25 05:47	1
Ethylbenzene	<1.0		1.0	ug/L			12/09/25 05:47	1
Xylenes, Total	<1.0		1.0	ug/L			12/09/25 05:47	1
Methyl tert-butyl ether	<1.0		1.0	ug/L			12/09/25 05:47	1
Naphthalene	<5.0		5.0	ug/L			12/09/25 05:47	1
1,2-Dichloroethane	<1.0		1.0	ug/L			12/09/25 05:47	1
Diisopropyl ether	<10		10	ug/L			12/09/25 05:47	1
Ethanol	<100		100	ug/L			12/09/25 05:47	1
Ethyl tert-butyl alcohol	<100		100	ug/L			12/09/25 05:47	1
Ethyl tert-butyl ether	<10		10	ug/L			12/09/25 05:47	1
t-Amyl alcohol	<100		100	ug/L			12/09/25 05:47	1
Tert-amyl methyl ether	<10		10	ug/L			12/09/25 05:47	1
tert-Butyl alcohol	<100		100	ug/L			12/09/25 05:47	1
tert-Butyl Formate	<100		100	ug/L			12/09/25 05:47	1

Surrogate	*%Recovery*	*Qualifier*	*Limits*	*Prepared*	*Analyzed*	*Dil Fac*
4-Bromofluorobenzene	*103*		*70 - 126*		*12/09/25 05:47*	*1*
Dibromofluoromethane (Surr)	*104*		*77 - 121*		*12/09/25 05:47*	*1*
Toluene-d8 (Surr)	*100*		*78.6 - 119*		*12/09/25 05:47*	*1*

Method: SW846 8011 - EDB, DBCP, and 1,2,3-TCP (GC)

Analyte	Result	Qualifier	RL	Unit	D	Prepared	Analyzed	Dil Fac
Ethylene Dibromide	<0.020		0.020	ug/L		12/08/25 15:55	12/09/25 23:28	1

Surrogate	*%Recovery*	*Qualifier*	*Limits*	*Prepared*	*Analyzed*	*Dil Fac*
4-Bromofluorobenzene	*128*		*70 - 138*	*12/08/25 15:55*	*12/09/25 23:28*	*1*

Client Sample ID: MW-18
Lab Sample ID: 705-51321-17
Date Collected: 12/04/25 11:35
Matrix: Water
Date Received: 12/04/25 21:44

Method: SW846 8260D/UST - Volatile Organic Compounds by GC/MS

Analyte	Result	Qualifier	RL	Unit	D	Prepared	Analyzed	Dil Fac
Benzene	<1.0		1.0	ug/L			12/09/25 01:20	1

Client Sample ID: MW-18

Date Collected: 12/04/25 11:35
Date Received: 12/04/25 21:44

Lab Sample ID: 705-51321-17
Matrix: Water

Method: SW846 8260D/UST - Volatile Organic Compounds by GC/MS (Continued)

Analyte	Result	Qualifier	RL		Unit	D	Prepared	Analyzed	Dil Fac
Toluene	<1.0		1.0		ug/L			12/09/25 01:20	1
Ethylbenzene	<1.0		1.0		ug/L			12/09/25 01:20	1
Xylenes, Total	<1.0		1.0		ug/L			12/09/25 01:20	1
Methyl tert-butyl ether	<1.0		1.0		ug/L			12/09/25 01:20	1
Naphthalene	<5.0		5.0		ug/L			12/09/25 01:20	1
1,2-Dichloroethane	<1.0		1.0		ug/L			12/09/25 01:20	1
Diisopropyl ether	<10		10		ug/L			12/09/25 01:20	1
Ethanol	<100		100		ug/L			12/09/25 01:20	1
Ethyl tert-butyl alcohol	<100		100		ug/L			12/09/25 01:20	1
Ethyl tert-butyl ether	<10		10		ug/L			12/09/25 01:20	1
t-Amyl alcohol	<100		100		ug/L			12/09/25 01:20	1
Tert-amyl methyl ether	<10		10		ug/L			12/09/25 01:20	1
tert-Butyl alcohol	<100		100		ug/L			12/09/25 01:20	1
tert-Butyl Formate	<100		100		ug/L			12/09/25 01:20	1

Surrogate	*%Recovery*	*Qualifier*	*Limits*	*Prepared*	*Analyzed*	*Dil Fac*
4-Bromofluorobenzene	*104*		*70 - 126*		*12/09/25 01:20*	*1*
Dibromofluoromethane (Surr)	*101*		*77 - 121*		*12/09/25 01:20*	*1*
Toluene-d8 (Surr)	*99*		*78.6 - 119*		*12/09/25 01:20*	*1*

Method: SW846 8011 - EDB, DBCP, and 1,2,3-TCP (GC)

Analyte	Result	Qualifier	RL		Unit	D	Prepared	Analyzed	Dil Fac
Ethylene Dibromide	<0.020		0.020		ug/L		12/08/25 15:55	12/09/25 23:42	1

Surrogate	*%Recovery*	*Qualifier*	*Limits*	*Prepared*	*Analyzed*	*Dil Fac*
4-Bromofluorobenzene	*128*		*70 - 138*	*12/08/25 15:55*	*12/09/25 23:42*	*1*

Client Sample ID: MW-18D

Date Collected: 12/04/25 12:15
Date Received: 12/04/25 21:44

Lab Sample ID: 705-51321-18
Matrix: Water

Method: SW846 8260D/UST - Volatile Organic Compounds by GC/MS

Analyte	Result	Qualifier	RL		Unit	D	Prepared	Analyzed	Dil Fac
Benzene	<1.0		1.0		ug/L			12/09/25 06:08	1
Toluene	<1.0		1.0		ug/L			12/09/25 06:08	1
Ethylbenzene	<1.0		1.0		ug/L			12/09/25 06:08	1
Xylenes, Total	<1.0		1.0		ug/L			12/09/25 06:08	1
Methyl tert-butyl ether	<1.0		1.0		ug/L			12/09/25 06:08	1
Naphthalene	<5.0		5.0		ug/L			12/09/25 06:08	1
1,2-Dichloroethane	**7.0**		1.0		ug/L			12/09/25 06:08	1
Diisopropyl ether	**14**		10		ug/L			12/09/25 06:08	1
Ethanol	<100		100		ug/L			12/09/25 06:08	1
Ethyl tert-butyl alcohol	<100		100		ug/L			12/09/25 06:08	1
Ethyl tert-butyl ether	<10		10		ug/L			12/09/25 06:08	1
t-Amyl alcohol	<100		100		ug/L			12/09/25 06:08	1
Tert-amyl methyl ether	<10		10		ug/L			12/09/25 06:08	1
tert-Butyl alcohol	<100		100		ug/L			12/09/25 06:08	1
tert-Butyl Formate	<100		100		ug/L			12/09/25 06:08	1

Surrogate	*%Recovery*	*Qualifier*	*Limits*	*Prepared*	*Analyzed*	*Dil Fac*
4-Bromofluorobenzene	*102*		*70 - 126*		*12/09/25 06:08*	*1*

Client Sample ID: MW-18D
Lab Sample ID: 705-51321-18
Date Collected: 12/04/25 12:15
Matrix: Water
Date Received: 12/04/25 21:44

Method: SW846 8260D/UST - Volatile Organic Compounds by GC/MS (Continued)

Surrogate	*%Recovery*	*Qualifier*	*Limits*	*Prepared*	*Analyzed*	*Dil Fac*
Dibromofluoromethane (Surr)	*107*		*77 - 121*		*12/09/25 06:08*	*1*
Toluene-d8 (Surr)	*100*		*78.6 - 119*		*12/09/25 06:08*	*1*

Method: SW846 8011 - EDB, DBCP, and 1,2,3-TCP (GC)

Analyte	Result	Qualifier	RL	Unit	D	Prepared	Analyzed	Dil Fac
Ethylene Dibromide	<0.020		0.020	ug/L		12/08/25 15:55	12/09/25 23:56	1

Surrogate	*%Recovery*	*Qualifier*	*Limits*	*Prepared*	*Analyzed*	*Dil Fac*
4-Bromofluorobenzene	*134*		*70 - 138*	*12/08/25 15:55*	*12/09/25 23:56*	*1*

Client Sample ID: MW-19
Lab Sample ID: 705-51321-19
Date Collected: 12/03/25 17:19
Matrix: Water
Date Received: 12/04/25 21:44

Method: SW846 8260D/UST - Volatile Organic Compounds by GC/MS

Analyte	Result	Qualifier	RL	Unit	D	Prepared	Analyzed	Dil Fac
Benzene	<1.0		1.0	ug/L			12/09/25 03:03	1
Toluene	<1.0		1.0	ug/L			12/09/25 03:03	1
Ethylbenzene	<1.0		1.0	ug/L			12/09/25 03:03	1
Xylenes, Total	<1.0		1.0	ug/L			12/09/25 03:03	1
Methyl tert-butyl ether	<1.0		1.0	ug/L			12/09/25 03:03	1
Naphthalene	<5.0		5.0	ug/L			12/09/25 03:03	1
1,2-Dichloroethane	**36**		1.0	ug/L			12/09/25 03:03	1
Diisopropyl ether	**20**		10	ug/L			12/09/25 03:03	1
Ethanol	<100		100	ug/L			12/09/25 03:03	1
Ethyl tert-butyl alcohol	<100		100	ug/L			12/09/25 03:03	1
Ethyl tert-butyl ether	<10		10	ug/L			12/09/25 03:03	1
t-Amyl alcohol	<100		100	ug/L			12/09/25 03:03	1
Tert-amyl methyl ether	<10		10	ug/L			12/09/25 03:03	1
tert-Butyl alcohol	<100		100	ug/L			12/09/25 03:03	1
tert-Butyl Formate	<100		100	ug/L			12/09/25 03:03	1

Surrogate	*%Recovery*	*Qualifier*	*Limits*	*Prepared*	*Analyzed*	*Dil Fac*
4-Bromofluorobenzene	*101*		*70 - 126*		*12/09/25 03:03*	*1*
Dibromofluoromethane (Surr)	*101*		*77 - 121*		*12/09/25 03:03*	*1*
Toluene-d8 (Surr)	*99*		*78.6 - 119*		*12/09/25 03:03*	*1*

Method: SW846 8011 - EDB, DBCP, and 1,2,3-TCP (GC)

Analyte	Result	Qualifier	RL	Unit	D	Prepared	Analyzed	Dil Fac
Ethylene Dibromide	<0.020		0.020	ug/L		12/08/25 15:55	12/10/25 00:10	1

Surrogate	*%Recovery*	*Qualifier*	*Limits*	*Prepared*	*Analyzed*	*Dil Fac*
4-Bromofluorobenzene	*117*		*70 - 138*	*12/08/25 15:55*	*12/10/25 00:10*	*1*

Client Sample ID: MW-19D
Lab Sample ID: 705-51321-20
Date Collected: 12/03/25 17:20
Matrix: Water
Date Received: 12/04/25 21:44

Method: SW846 8260D/UST - Volatile Organic Compounds by GC/MS

Analyte	Result	Qualifier	RL	Unit	D	Prepared	Analyzed	Dil Fac
Benzene	<1.0		1.0	ug/L			12/09/25 03:24	1

Client Sample ID: MW-19D

Date Collected: 12/03/25 17:20
Date Received: 12/04/25 21:44

Lab Sample ID: 705-51321-20

Matrix: Water

Method: SW846 8260D/UST - Volatile Organic Compounds by GC/MS (Continued)

Analyte	Result	Qualifier	RL		Unit	D	Prepared	Analyzed	Dil Fac
Toluene	<1.0		1.0		ug/L			12/09/25 03:24	1
Ethylbenzene	<1.0		1.0		ug/L			12/09/25 03:24	1
Xylenes, Total	<1.0		1.0		ug/L			12/09/25 03:24	1
Methyl tert-butyl ether	<1.0		1.0		ug/L			12/09/25 03:24	1
Naphthalene	<5.0		5.0		ug/L			12/09/25 03:24	1
1,2-Dichloroethane	<1.0		1.0		ug/L			12/09/25 03:24	1
Diisopropyl ether	<10		10		ug/L			12/09/25 03:24	1
Ethanol	<100		100		ug/L			12/09/25 03:24	1
Ethyl tert-butyl alcohol	<100		100		ug/L			12/09/25 03:24	1
Ethyl tert-butyl ether	<10		10		ug/L			12/09/25 03:24	1
t-Amyl alcohol	<100		100		ug/L			12/09/25 03:24	1
Tert-amyl methyl ether	<10		10		ug/L			12/09/25 03:24	1
tert-Butyl alcohol	<100		100		ug/L			12/09/25 03:24	1
tert-Butyl Formate	<100		100		ug/L			12/09/25 03:24	1

Surrogate	*%Recovery*	*Qualifier*	*Limits*	*Prepared*	*Analyzed*	*Dil Fac*
4-Bromofluorobenzene	*100*		*70 - 126*		*12/09/25 03:24*	*1*
Dibromofluoromethane (Surr)	*102*		*77 - 121*		*12/09/25 03:24*	*1*
Toluene-d8 (Surr)	*101*		*78.6 - 119*		*12/09/25 03:24*	*1*

Method: SW846 8011 - EDB, DBCP, and 1,2,3-TCP (GC)

Analyte	Result	Qualifier	RL		Unit	D	Prepared	Analyzed	Dil Fac
Ethylene Dibromide	<0.021		0.021		ug/L		12/08/25 15:55	12/10/25 00:24	1

Surrogate	*%Recovery*	*Qualifier*	*Limits*	*Prepared*	*Analyzed*	*Dil Fac*
4-Bromofluorobenzene	*112*		*70 - 138*	*12/08/25 15:55*	*12/10/25 00:24*	*1*

Client Sample ID: MW-20D

Date Collected: 12/04/25 09:15
Date Received: 12/04/25 21:44

Lab Sample ID: 705-51321-21

Matrix: Water

Method: SW846 8260D/UST - Volatile Organic Compounds by GC/MS

Analyte	Result	Qualifier	RL		Unit	D	Prepared	Analyzed	Dil Fac
Benzene	<1.0		1.0		ug/L			12/08/25 23:38	1
Toluene	<1.0		1.0		ug/L			12/08/25 23:38	1
Ethylbenzene	<1.0		1.0		ug/L			12/08/25 23:38	1
Xylenes, Total	<1.0		1.0		ug/L			12/08/25 23:38	1
Methyl tert-butyl ether	**22**		1.0		ug/L			12/08/25 23:38	1
Naphthalene	<5.0		5.0		ug/L			12/08/25 23:38	1
1,2-Dichloroethane	<1.0		1.0		ug/L			12/08/25 23:38	1
Diisopropyl ether	<10		10		ug/L			12/08/25 23:38	1
Ethanol	<100		100		ug/L			12/08/25 23:38	1
Ethyl tert-butyl alcohol	<100		100		ug/L			12/08/25 23:38	1
Ethyl tert-butyl ether	<10		10		ug/L			12/08/25 23:38	1
t-Amyl alcohol	<100		100		ug/L			12/08/25 23:38	1
Tert-amyl methyl ether	<10		10		ug/L			12/08/25 23:38	1
tert-Butyl alcohol	<100		100		ug/L			12/08/25 23:38	1
tert-Butyl Formate	<100	F1	100		ug/L			12/08/25 23:38	1

Surrogate	*%Recovery*	*Qualifier*	*Limits*	*Prepared*	*Analyzed*	*Dil Fac*
4-Bromofluorobenzene	*103*		*70 - 126*		*12/08/25 23:38*	*1*

Client Sample ID: MW-20D
Lab Sample ID: 705-51321-21
Date Collected: 12/04/25 09:15
Matrix: Water
Date Received: 12/04/25 21:44

Method: SW846 8260D/UST - Volatile Organic Compounds by GC/MS (Continued)

Surrogate	*%Recovery*	*Qualifier*	*Limits*	*Prepared*	*Analyzed*	*Dil Fac*
Dibromofluoromethane (Surr)	*102*		*77 - 121*		*12/08/25 23:38*	*1*
Toluene-d8 (Surr)	*100*		*78.6 - 119*		*12/08/25 23:38*	*1*

Method: SW846 8011 - EDB, DBCP, and 1,2,3-TCP (GC)

Analyte	Result	Qualifier	RL	Unit	D	Prepared	Analyzed	Dil Fac
Ethylene Dibromide	<0.020		0.020	ug/L		12/08/25 15:55	12/10/25 00:39	1

Surrogate	*%Recovery*	*Qualifier*	*Limits*	*Prepared*	*Analyzed*	*Dil Fac*
4-Bromofluorobenzene	*132*		*70 - 138*	*12/08/25 15:55*	*12/10/25 00:39*	*1*

Client Sample ID: RW-01
Lab Sample ID: 705-51321-22
Date Collected: 12/04/25 08:40
Matrix: Water
Date Received: 12/04/25 21:44

Method: SW846 8260D/UST - Volatile Organic Compounds by GC/MS

Analyte	Result	Qualifier	RL	Unit	D	Prepared	Analyzed	Dil Fac
Benzene	<1.0		1.0	ug/L			12/09/25 02:43	1
Toluene	<1.0		1.0	ug/L			12/09/25 02:43	1
Ethylbenzene	<1.0		1.0	ug/L			12/09/25 02:43	1
Xylenes, Total	<1.0		1.0	ug/L			12/09/25 02:43	1
Methyl tert-butyl ether	<1.0		1.0	ug/L			12/09/25 02:43	1
Naphthalene	<5.0		5.0	ug/L			12/09/25 02:43	1
1,2-Dichloroethane	<1.0		1.0	ug/L			12/09/25 02:43	1
Diisopropyl ether	<10		10	ug/L			12/09/25 02:43	1
Ethanol	<100		100	ug/L			12/09/25 02:43	1
Ethyl tert-butyl alcohol	<100		100	ug/L			12/09/25 02:43	1
Ethyl tert-butyl ether	<10		10	ug/L			12/09/25 02:43	1
t-Amyl alcohol	<100		100	ug/L			12/09/25 02:43	1
Tert-amyl methyl ether	<10		10	ug/L			12/09/25 02:43	1
tert-Butyl alcohol	<100		100	ug/L			12/09/25 02:43	1
tert-Butyl Formate	<100		100	ug/L			12/09/25 02:43	1

Surrogate	*%Recovery*	*Qualifier*	*Limits*	*Prepared*	*Analyzed*	*Dil Fac*
4-Bromofluorobenzene	*103*		*70 - 126*		*12/09/25 02:43*	*1*
Dibromofluoromethane (Surr)	*102*		*77 - 121*		*12/09/25 02:43*	*1*
Toluene-d8 (Surr)	*101*		*78.6 - 119*		*12/09/25 02:43*	*1*

Method: SW846 8011 - EDB, DBCP, and 1,2,3-TCP (GC)

Analyte	Result	Qualifier	RL	Unit	D	Prepared	Analyzed	Dil Fac
Ethylene Dibromide	<0.020		0.020	ug/L		12/08/25 15:55	12/10/25 00:53	1

Surrogate	*%Recovery*	*Qualifier*	*Limits*	*Prepared*	*Analyzed*	*Dil Fac*
4-Bromofluorobenzene	*124*		*70 - 138*	*12/08/25 15:55*	*12/10/25 00:53*	*1*

Client Sample ID: Dup-01
Lab Sample ID: 705-51321-23
Date Collected: 12/04/25 09:39
Matrix: Water
Date Received: 12/04/25 21:44

Method: SW846 8260D/UST - Volatile Organic Compounds by GC/MS

Analyte	Result	Qualifier	RL	Unit	D	Prepared	Analyzed	Dil Fac
Benzene	**330**		5.0	ug/L			12/10/25 20:21	5

Client Sample ID: Dup-01

Date Collected: 12/04/25 09:39
Date Received: 12/04/25 21:44

Lab Sample ID: 705-51321-23
Matrix: Water

Method: SW846 8260D/UST - Volatile Organic Compounds by GC/MS (Continued)

Analyte	Result	Qualifier	RL		Unit	D	Prepared	Analyzed	Dil Fac
Toluene	**280**		5.0		ug/L			12/10/25 20:21	5
Ethylbenzene	**1500**		50		ug/L			12/09/25 04:46	50
Xylenes, Total	**6400**		50		ug/L			12/09/25 04:46	50
Methyl tert-butyl ether	<5.0		5.0		ug/L			12/10/25 20:21	5
Naphthalene	**840**		25		ug/L			12/10/25 20:21	5
1,2-Dichloroethane	**5.6**		5.0		ug/L			12/10/25 20:21	5
Diisopropyl ether	<50		50		ug/L			12/10/25 20:21	5
Ethanol	<500		500		ug/L			12/10/25 20:21	5
Ethyl tert-butyl alcohol	<500		500		ug/L			12/10/25 20:21	5
Ethyl tert-butyl ether	<50		50		ug/L			12/10/25 20:21	5
t-Amyl alcohol	<500		500		ug/L			12/10/25 20:21	5
Tert-amyl methyl ether	<50		50		ug/L			12/10/25 20:21	5
tert-Butyl alcohol	<500		500		ug/L			12/10/25 20:21	5
tert-Butyl Formate	<500		500		ug/L			12/10/25 20:21	5

Surrogate	*%Recovery*	*Qualifier*	*Limits*	*Prepared*	*Analyzed*	*Dil Fac*
4-Bromofluorobenzene	*100*		*70 - 126*		*12/09/25 04:46*	*50*
4-Bromofluorobenzene	*100*		*70 - 126*		*12/10/25 20:21*	*5*
Dibromofluoromethane (Surr)	*101*		*77 - 121*		*12/09/25 04:46*	*50*
Dibromofluoromethane (Surr)	*98*		*77 - 121*		*12/10/25 20:21*	*5*
Toluene-d8 (Surr)	*101*		*78.6 - 119*		*12/09/25 04:46*	*50*
Toluene-d8 (Surr)	*99*		*78.6 - 119*		*12/10/25 20:21*	*5*

Method: SW846 8011 - EDB, DBCP, and 1,2,3-TCP (GC)

Analyte	Result	Qualifier	RL		Unit	D	Prepared	Analyzed	Dil Fac
Ethylene Dibromide	**0.63**		0.10		ug/L		12/08/25 15:57	12/10/25 10:51	5

Surrogate	*%Recovery*	*Qualifier*	*Limits*	*Prepared*	*Analyzed*	*Dil Fac*
4-Bromofluorobenzene	*144*	*S1+*	*70 - 138*	*12/08/25 15:57*	*12/10/25 03:06*	*1*

Client Sample ID: Dup-02

Date Collected: 12/04/25 13:37
Date Received: 12/04/25 21:44

Lab Sample ID: 705-51321-24
Matrix: Water

Method: SW846 8260D/UST - Volatile Organic Compounds by GC/MS

Analyte	Result	Qualifier	RL		Unit	D	Prepared	Analyzed	Dil Fac
Benzene	**410**		5.0		ug/L			12/10/25 20:00	5
Toluene	**6.1**		5.0		ug/L			12/10/25 20:00	5
Ethylbenzene	**1200**		50		ug/L			12/09/25 05:06	50
Xylenes, Total	**1100**		50		ug/L			12/09/25 05:06	50
Methyl tert-butyl ether	<5.0		5.0		ug/L			12/10/25 20:00	5
Naphthalene	**580**		25		ug/L			12/10/25 20:00	5
1,2-Dichloroethane	<5.0		5.0		ug/L			12/10/25 20:00	5
Diisopropyl ether	<50		50		ug/L			12/10/25 20:00	5
Ethanol	<500		500		ug/L			12/10/25 20:00	5
Ethyl tert-butyl alcohol	<500		500		ug/L			12/10/25 20:00	5
Ethyl tert-butyl ether	<50		50		ug/L			12/10/25 20:00	5
t-Amyl alcohol	<500		500		ug/L			12/10/25 20:00	5
Tert-amyl methyl ether	<50		50		ug/L			12/10/25 20:00	5
tert-Butyl alcohol	<500		500		ug/L			12/10/25 20:00	5
tert-Butyl Formate	<500		500		ug/L			12/10/25 20:00	5

Client Sample ID: Dup-02
Lab Sample ID: 705-51321-24

Date Collected: 12/04/25 13:37
Matrix: Water
Date Received: 12/04/25 21:44

Surrogate	*%Recovery*	*Qualifier*	*Limits*	*Prepared*	*Analyzed*	*Dil Fac*
4-Bromofluorobenzene	*103*		*70 - 126*		*12/09/25 05:06*	*50*
4-Bromofluorobenzene	*103*		*70 - 126*		*12/10/25 20:00*	*5*
Dibromofluoromethane (Surr)	*101*		*77 - 121*		*12/09/25 05:06*	*50*
Dibromofluoromethane (Surr)	*97*		*77 - 121*		*12/10/25 20:00*	*5*
Toluene-d8 (Surr)	*100*		*78.6 - 119*		*12/09/25 05:06*	*50*
Toluene-d8 (Surr)	*99*		*78.6 - 119*		*12/10/25 20:00*	*5*

Method: SW846 8011 - EDB, DBCP, and 1,2,3-TCP (GC)

Analyte	Result	Qualifier	RL		Unit	D	Prepared	Analyzed	Dil Fac
Ethylene Dibromide	<0.020		0.020		ug/L		12/08/25 15:57	12/10/25 03:35	1

Surrogate	*%Recovery*	*Qualifier*	*Limits*	*Prepared*	*Analyzed*	*Dil Fac*
4-Bromofluorobenzene	*166*	*S1+*	*70 - 138*	*12/08/25 15:57*	*12/10/25 03:35*	*1*

Client Sample ID: Field Blank-01
Lab Sample ID: 705-51321-25

Date Collected: 12/03/25 14:10
Matrix: Water
Date Received: 12/04/25 21:44

Method: SW846 8260D/UST - Volatile Organic Compounds by GC/MS

Analyte	Result	Qualifier	RL		Unit	D	Prepared	Analyzed	Dil Fac
Benzene	<1.0		1.0		ug/L			12/09/25 01:41	1
Toluene	<1.0		1.0		ug/L			12/09/25 01:41	1
Ethylbenzene	<1.0		1.0		ug/L			12/09/25 01:41	1
Xylenes, Total	<1.0		1.0		ug/L			12/09/25 01:41	1
Methyl tert-butyl ether	<1.0		1.0		ug/L			12/09/25 01:41	1
Naphthalene	<5.0		5.0		ug/L			12/09/25 01:41	1
1,2-Dichloroethane	<1.0		1.0		ug/L			12/09/25 01:41	1
Diisopropyl ether	<10		10		ug/L			12/09/25 01:41	1
Ethanol	<100		100		ug/L			12/09/25 01:41	1
Ethyl tert-butyl alcohol	<100		100		ug/L			12/09/25 01:41	1
Ethyl tert-butyl ether	<10		10		ug/L			12/09/25 01:41	1
t-Amyl alcohol	<100		100		ug/L			12/09/25 01:41	1
Tert-amyl methyl ether	<10		10		ug/L			12/09/25 01:41	1
tert-Butyl alcohol	<100		100		ug/L			12/09/25 01:41	1
tert-Butyl Formate	<100		100		ug/L			12/09/25 01:41	1

Surrogate	*%Recovery*	*Qualifier*	*Limits*	*Prepared*	*Analyzed*	*Dil Fac*
4-Bromofluorobenzene	*104*		*70 - 126*		*12/09/25 01:41*	*1*
Dibromofluoromethane (Surr)	*102*		*77 - 121*		*12/09/25 01:41*	*1*
Toluene-d8 (Surr)	*100*		*78.6 - 119*		*12/09/25 01:41*	*1*

Method: SW846 8011 - EDB, DBCP, and 1,2,3-TCP (GC)

Analyte	Result	Qualifier	RL		Unit	D	Prepared	Analyzed	Dil Fac
Ethylene Dibromide	<0.020		0.020		ug/L		12/08/25 15:57	12/10/25 09:21	1

Surrogate	*%Recovery*	*Qualifier*	*Limits*	*Prepared*	*Analyzed*	*Dil Fac*
4-Bromofluorobenzene	*160*	*S1+*	*70 - 138*	*12/08/25 15:57*	*12/10/25 09:21*	*1*

Client Sample ID: Field Blank-02
Lab Sample ID: 705-51321-26

Date Collected: 12/04/25 08:00
Matrix: Water
Date Received: 12/04/25 21:44

Method: SW846 8260D/UST - Volatile Organic Compounds by GC/MS

Analyte	Result	Qualifier	RL		Unit	D	Prepared	Analyzed	Dil Fac
Benzene	<1.0		1.0		ug/L			12/09/25 05:27	1
Toluene	<1.0		1.0		ug/L			12/09/25 05:27	1
Ethylbenzene	<1.0		1.0		ug/L			12/09/25 05:27	1
Xylenes, Total	<1.0		1.0		ug/L			12/09/25 05:27	1
Methyl tert-butyl ether	<1.0		1.0		ug/L			12/09/25 05:27	1
Naphthalene	<5.0		5.0		ug/L			12/09/25 05:27	1
1,2-Dichloroethane	<1.0		1.0		ug/L			12/09/25 05:27	1
Diisopropyl ether	<10		10		ug/L			12/09/25 05:27	1
Ethanol	<100		100		ug/L			12/09/25 05:27	1
Ethyl tert-butyl alcohol	<100		100		ug/L			12/09/25 05:27	1
Ethyl tert-butyl ether	<10		10		ug/L			12/09/25 05:27	1
t-Amyl alcohol	<100		100		ug/L			12/09/25 05:27	1
Tert-amyl methyl ether	<10		10		ug/L			12/09/25 05:27	1
tert-Butyl alcohol	<100		100		ug/L			12/09/25 05:27	1
tert-Butyl Formate	<100		100		ug/L			12/09/25 05:27	1

Surrogate	*%Recovery*	*Qualifier*	*Limits*	*Prepared*	*Analyzed*	*Dil Fac*
4-Bromofluorobenzene	*101*		*70 - 126*		*12/09/25 05:27*	*1*
Dibromofluoromethane (Surr)	*101*		*77 - 121*		*12/09/25 05:27*	*1*
Toluene-d8 (Surr)	*100*		*78.6 - 119*		*12/09/25 05:27*	*1*

Method: SW846 8011 - EDB, DBCP, and 1,2,3-TCP (GC)

Analyte	Result	Qualifier	RL		Unit	D	Prepared	Analyzed	Dil Fac
Ethylene Dibromide	<0.020		0.020		ug/L		12/08/25 15:57	12/10/25 04:49	1

Surrogate	*%Recovery*	*Qualifier*	*Limits*	*Prepared*	*Analyzed*	*Dil Fac*
4-Bromofluorobenzene	*138*		*70 - 138*	*12/08/25 15:57*	*12/10/25 04:49*	*1*

Client Sample ID: EQ-01
Lab Sample ID: 705-51321-27

Date Collected: 12/03/25 14:40
Matrix: Water
Date Received: 12/04/25 21:44

Method: SW846 8260D/UST - Volatile Organic Compounds by GC/MS

Analyte	Result	Qualifier	RL		Unit	D	Prepared	Analyzed	Dil Fac
Benzene	<1.0		1.0		ug/L			12/09/25 02:01	1
Toluene	<1.0		1.0		ug/L			12/09/25 02:01	1
Ethylbenzene	<1.0		1.0		ug/L			12/09/25 02:01	1
Xylenes, Total	<1.0		1.0		ug/L			12/09/25 02:01	1
Methyl tert-butyl ether	<1.0		1.0		ug/L			12/09/25 02:01	1
Naphthalene	<5.0		5.0		ug/L			12/09/25 02:01	1
1,2-Dichloroethane	<1.0		1.0		ug/L			12/09/25 02:01	1
Diisopropyl ether	<10		10		ug/L			12/09/25 02:01	1
Ethanol	<100		100		ug/L			12/09/25 02:01	1
Ethyl tert-butyl alcohol	<100		100		ug/L			12/09/25 02:01	1
Ethyl tert-butyl ether	<10		10		ug/L			12/09/25 02:01	1
t-Amyl alcohol	<100		100		ug/L			12/09/25 02:01	1
Tert-amyl methyl ether	<10		10		ug/L			12/09/25 02:01	1
tert-Butyl alcohol	<100		100		ug/L			12/09/25 02:01	1
tert-Butyl Formate	<100		100		ug/L			12/09/25 02:01	1

Client Sample ID: EQ-01
Lab Sample ID: 705-51321-27
Date Collected: 12/03/25 14:40
Matrix: Water
Date Received: 12/04/25 21:44

Surrogate	*%Recovery*	*Qualifier*	*Limits*	*Prepared*	*Analyzed*	*Dil Fac*
4-Bromofluorobenzene	*101*		*70 - 126*		*12/09/25 02:01*	*1*
Dibromofluoromethane (Surr)	*101*		*77 - 121*		*12/09/25 02:01*	*1*
Toluene-d8 (Surr)	*99*		*78.6 - 119*		*12/09/25 02:01*	*1*

Method: SW846 8011 - EDB, DBCP, and 1,2,3-TCP (GC)

Analyte	Result	Qualifier	RL	Unit	D	Prepared	Analyzed	Dil Fac
Ethylene Dibromide	<0.020		0.020	ug/L		12/08/25 15:57	12/10/25 05:03	1

Surrogate	*%Recovery*	*Qualifier*	*Limits*	*Prepared*	*Analyzed*	*Dil Fac*
4-Bromofluorobenzene	*133*		*70 - 138*	*12/08/25 15:57*	*12/10/25 05:03*	*1*

Client Sample ID: EQ-02
Lab Sample ID: 705-51321-28
Date Collected: 12/04/25 14:00
Matrix: Water
Date Received: 12/04/25 21:44

Method: SW846 8260D/UST - Volatile Organic Compounds by GC/MS

Analyte	Result	Qualifier	RL	Unit	D	Prepared	Analyzed	Dil Fac
Benzene	<1.0		1.0	ug/L			12/09/25 02:22	1
Toluene	<1.0		1.0	ug/L			12/09/25 02:22	1
Ethylbenzene	<1.0		1.0	ug/L			12/09/25 02:22	1
Xylenes, Total	<1.0		1.0	ug/L			12/09/25 02:22	1
Methyl tert-butyl ether	<1.0		1.0	ug/L			12/09/25 02:22	1
Naphthalene	<5.0		5.0	ug/L			12/09/25 02:22	1
1,2-Dichloroethane	<1.0		1.0	ug/L			12/09/25 02:22	1
Diisopropyl ether	<10		10	ug/L			12/09/25 02:22	1
Ethanol	<100		100	ug/L			12/09/25 02:22	1
Ethyl tert-butyl alcohol	<100		100	ug/L			12/09/25 02:22	1
Ethyl tert-butyl ether	<10		10	ug/L			12/09/25 02:22	1
t-Amyl alcohol	<100		100	ug/L			12/09/25 02:22	1
Tert-amyl methyl ether	<10		10	ug/L			12/09/25 02:22	1
tert-Butyl alcohol	<100		100	ug/L			12/09/25 02:22	1
tert-Butyl Formate	<100		100	ug/L			12/09/25 02:22	1

Surrogate	*%Recovery*	*Qualifier*	*Limits*	*Prepared*	*Analyzed*	*Dil Fac*
4-Bromofluorobenzene	*103*		*70 - 126*		*12/09/25 02:22*	*1*
Dibromofluoromethane (Surr)	*100*		*77 - 121*		*12/09/25 02:22*	*1*
Toluene-d8 (Surr)	*99*		*78.6 - 119*		*12/09/25 02:22*	*1*

Method: SW846 8011 - EDB, DBCP, and 1,2,3-TCP (GC)

Analyte	Result	Qualifier	RL	Unit	D	Prepared	Analyzed	Dil Fac
Ethylene Dibromide	<0.020		0.020	ug/L		12/08/25 15:57	12/10/25 05:17	1

Surrogate	*%Recovery*	*Qualifier*	*Limits*	*Prepared*	*Analyzed*	*Dil Fac*
4-Bromofluorobenzene	*140*	*S1+*	*70 - 138*	*12/08/25 15:57*	*12/10/25 05:17*	*1*

Client Sample ID: Trip Blank
Lab Sample ID: 705-51321-29
Date Collected: 12/03/25 00:00
Matrix: Water
Date Received: 12/04/25 21:44

Method: SW846 8260D/UST - Volatile Organic Compounds by GC/MS

Analyte	Result	Qualifier	RL	Unit	D	Prepared	Analyzed	Dil Fac
Benzene	<1.0		1.0	ug/L			12/08/25 16:26	1

Client Sample ID: Trip Blank
Lab Sample ID: 705-51321-29
Date Collected: 12/03/25 00:00
Matrix: Water
Date Received: 12/04/25 21:44

Method: SW846 8260D/UST - Volatile Organic Compounds by GC/MS (Continued)

Analyte	Result	Qualifier	RL		Unit	D	Prepared	Analyzed	Dil Fac
Toluene	<1.0		1.0		ug/L			12/08/25 16:26	1
Ethylbenzene	<1.0		1.0		ug/L			12/08/25 16:26	1
Xylenes, Total	<1.0		1.0		ug/L			12/08/25 16:26	1
Methyl tert-butyl ether	<1.0		1.0		ug/L			12/08/25 16:26	1
Naphthalene	<5.0		5.0		ug/L			12/08/25 16:26	1
1,2-Dichloroethane	<1.0		1.0		ug/L			12/08/25 16:26	1
Diisopropyl ether	<10		10		ug/L			12/08/25 16:26	1
Ethanol	<100		100		ug/L			12/08/25 16:26	1
Ethyl tert-butyl alcohol	<100		100		ug/L			12/08/25 16:26	1
Ethyl tert-butyl ether	<10		10		ug/L			12/08/25 16:26	1
t-Amyl alcohol	<100		100		ug/L			12/08/25 16:26	1
Tert-amyl methyl ether	<10		10		ug/L			12/08/25 16:26	1
tert-Butyl alcohol	<100		100		ug/L			12/08/25 16:26	1
tert-Butyl Formate	<100		100		ug/L			12/08/25 16:26	1

Surrogate	*%Recovery*	*Qualifier*	*Limits*	*Prepared*	*Analyzed*	*Dil Fac*
4-Bromofluorobenzene	*104*		*70 - 126*		*12/08/25 16:26*	*1*
Dibromofluoromethane (Surr)	*102*		*77 - 121*		*12/08/25 16:26*	*1*
Toluene-d8 (Surr)	*100*		*78.6 - 119*		*12/08/25 16:26*	*1*

Client Sample ID: Trip Blank
Lab Sample ID: 705-51321-30
Date Collected: 12/03/25 00:00
Matrix: Water
Date Received: 12/04/25 21:44

Method: SW846 8260D/UST - Volatile Organic Compounds by GC/MS

Analyte	Result	Qualifier	RL		Unit	D	Prepared	Analyzed	Dil Fac
Benzene	<1.0		1.0		ug/L			12/08/25 16:06	1
Toluene	<1.0		1.0		ug/L			12/08/25 16:06	1
Ethylbenzene	<1.0		1.0		ug/L			12/08/25 16:06	1
Xylenes, Total	<1.0		1.0		ug/L			12/08/25 16:06	1
Methyl tert-butyl ether	<1.0		1.0		ug/L			12/08/25 16:06	1
Naphthalene	<5.0		5.0		ug/L			12/08/25 16:06	1
1,2-Dichloroethane	<1.0		1.0		ug/L			12/08/25 16:06	1
Diisopropyl ether	<10		10		ug/L			12/08/25 16:06	1
Ethanol	<100		100		ug/L			12/08/25 16:06	1
Ethyl tert-butyl alcohol	<100		100		ug/L			12/08/25 16:06	1
Ethyl tert-butyl ether	<10		10		ug/L			12/08/25 16:06	1
t-Amyl alcohol	<100		100		ug/L			12/08/25 16:06	1
Tert-amyl methyl ether	<10		10		ug/L			12/08/25 16:06	1
tert-Butyl alcohol	<100		100		ug/L			12/08/25 16:06	1
tert-Butyl Formate	<100		100		ug/L			12/08/25 16:06	1

Surrogate	*%Recovery*	*Qualifier*	*Limits*	*Prepared*	*Analyzed*	*Dil Fac*
4-Bromofluorobenzene	*104*		*70 - 126*		*12/08/25 16:06*	*1*
Dibromofluoromethane (Surr)	*100*		*77 - 121*		*12/08/25 16:06*	*1*
Toluene-d8 (Surr)	*100*		*78.6 - 119*		*12/08/25 16:06*	*1*

Detection Summary

Client: BLE Corp
Project/Site: BLE - Eddie's Pit Stop

Job ID: 705-51321-1

Client Sample ID: MW-01 — Lab Sample ID: 705-51321-1

Analyte	Result	Qualifier	RL		Unit	Dil Fac	D	Method	Prep Type
Benzene	1300		10		ug/L	10		8260D/UST	Total/NA
Toluene	120		10		ug/L	10		8260D/UST	Total/NA
Ethylbenzene	2100		100		ug/L	100		8260D/UST	Total/NA
Xylenes, Total	5800		100		ug/L	100		8260D/UST	Total/NA
Naphthalene	970		50		ug/L	10		8260D/UST	Total/NA
1,2-Dichloroethane	26		10		ug/L	10		8260D/UST	Total/NA
Ethylene Dibromide	2.9		0.40		ug/L	20		8011	Total/NA

Client Sample ID: MW-04 — Lab Sample ID: 705-51321-2

Analyte	Result	Qualifier	RL		Unit	Dil Fac	D	Method	Prep Type
Benzene	49		1.0		ug/L	1		8260D/UST	Total/NA
Toluene	4.4		1.0		ug/L	1		8260D/UST	Total/NA
Ethylbenzene	240		10		ug/L	10		8260D/UST	Total/NA
Xylenes, Total	800		10		ug/L	10		8260D/UST	Total/NA
Naphthalene	270		50		ug/L	10		8260D/UST	Total/NA
1,2-Dichloroethane	2.0		1.0		ug/L	1		8260D/UST	Total/NA
t-Amyl alcohol	150		100		ug/L	1		8260D/UST	Total/NA
Ethylene Dibromide	0.041		0.020		ug/L	1		8011	Total/NA

Client Sample ID: MW-05 — Lab Sample ID: 705-51321-3

Analyte	Result	Qualifier	RL		Unit	Dil Fac	D	Method	Prep Type
Benzene	350		20		ug/L	20		8260D/UST	Total/NA
Toluene	290		20		ug/L	20		8260D/UST	Total/NA
Ethylbenzene	1600		20		ug/L	20		8260D/UST	Total/NA
Xylenes, Total	6700		20		ug/L	20		8260D/UST	Total/NA
Naphthalene	890		100		ug/L	20		8260D/UST	Total/NA
1,2-Dichloroethane	6.7		1.0		ug/L	1		8260D/UST	Total/NA
Ethylene Dibromide	0.58		0.099		ug/L	5		8011	Total/NA

Client Sample ID: MW-06 — Lab Sample ID: 705-51321-4

No Detections.

Client Sample ID: MW-08D — Lab Sample ID: 705-51321-5

No Detections.

Client Sample ID: MW-08 — Lab Sample ID: 705-51321-6

Analyte	Result	Qualifier	RL		Unit	Dil Fac	D	Method	Prep Type
Benzene	440		20		ug/L	20		8260D/UST	Total/NA
Toluene	7.2		1.0		ug/L	1		8260D/UST	Total/NA
Ethylbenzene	1300		20		ug/L	20		8260D/UST	Total/NA
Xylenes, Total	1100		20		ug/L	20		8260D/UST	Total/NA
Naphthalene	880		100		ug/L	20		8260D/UST	Total/NA
t-Amyl alcohol	380		100		ug/L	1		8260D/UST	Total/NA

Client Sample ID: MW-09 — Lab Sample ID: 705-51321-7

Analyte	Result	Qualifier	RL		Unit	Dil Fac	D	Method	Prep Type
Benzene	19		1.0		ug/L	1		8260D/UST	Total/NA
Xylenes, Total	3.5		1.0		ug/L	1		8260D/UST	Total/NA

This Detection Summary does not include radiochemical test results.

Client Sample ID: MW-09 (Continued) — Lab Sample ID: 705-51321-7

Analyte	Result	Qualifier	RL		Unit	Dil Fac	D	Method	Prep Type
Methyl tert-butyl ether	6.8		1.0		ug/L	1		8260D/UST	Total/NA
Naphthalene	5.0		5.0		ug/L	1		8260D/UST	Total/NA
1,2-Dichloroethane	1.2		1.0		ug/L	1		8260D/UST	Total/NA
t-Amyl alcohol	170		100		ug/L	1		8260D/UST	Total/NA
tert-Butyl alcohol	110		100		ug/L	1		8260D/UST	Total/NA

Client Sample ID: MW-11 — Lab Sample ID: 705-51321-8

No Detections.

Client Sample ID: MW-13 — Lab Sample ID: 705-51321-9

No Detections.

Client Sample ID: MW-14 — Lab Sample ID: 705-51321-10

No Detections.

Client Sample ID: MW-15 — Lab Sample ID: 705-51321-11

No Detections.

Client Sample ID: MW-15D — Lab Sample ID: 705-51321-12

No Detections.

Client Sample ID: MW-16 — Lab Sample ID: 705-51321-13

No Detections.

Client Sample ID: MW-16D — Lab Sample ID: 705-51321-14

Analyte	Result	Qualifier	RL		Unit	Dil Fac	D	Method	Prep Type
Benzene	1.4		1.0		ug/L	1		8260D/UST	Total/NA
t-Amyl alcohol	210		100		ug/L	1		8260D/UST	Total/NA

Client Sample ID: MW-17 — Lab Sample ID: 705-51321-15

Analyte	Result	Qualifier	RL		Unit	Dil Fac	D	Method	Prep Type
Benzene	1.3		1.0		ug/L	1		8260D/UST	Total/NA

Client Sample ID: MW-17D — Lab Sample ID: 705-51321-16

No Detections.

Client Sample ID: MW-18 — Lab Sample ID: 705-51321-17

No Detections.

Client Sample ID: MW-18D — Lab Sample ID: 705-51321-18

Analyte	Result	Qualifier	RL		Unit	Dil Fac	D	Method	Prep Type
1,2-Dichloroethane	7.0		1.0		ug/L	1		8260D/UST	Total/NA
Diisopropyl ether	14		10		ug/L	1		8260D/UST	Total/NA

Client Sample ID: MW-19 — Lab Sample ID: 705-51321-19

Analyte	Result	Qualifier	RL		Unit	Dil Fac	D	Method	Prep Type
1,2-Dichloroethane	36		1.0		ug/L	1		8260D/UST	Total/NA

This Detection Summary does not include radiochemical test results.

Detection Summary

Client: BLE Corp
Project/Site: BLE - Eddie's Pit Stop

Job ID: 705-51321-1

Client Sample ID: MW-19 (Continued) — Lab Sample ID: 705-51321-19

Analyte	Result	Qualifier	RL		Unit	Dil Fac	D	Method	Prep Type
Diisopropyl ether	20		10		ug/L	1		8260D/UST	Total/NA

Client Sample ID: MW-19D — Lab Sample ID: 705-51321-20

No Detections.

Client Sample ID: MW-20D — Lab Sample ID: 705-51321-21

Analyte	Result	Qualifier	RL		Unit	Dil Fac	D	Method	Prep Type
Methyl tert-butyl ether	22		1.0		ug/L	1		8260D/UST	Total/NA

Client Sample ID: RW-01 — Lab Sample ID: 705-51321-22

No Detections.

Client Sample ID: Dup-01 — Lab Sample ID: 705-51321-23

Analyte	Result	Qualifier	RL		Unit	Dil Fac	D	Method	Prep Type
Benzene	330		5.0		ug/L	5		8260D/UST	Total/NA
Toluene	280		5.0		ug/L	5		8260D/UST	Total/NA
Ethylbenzene	1500		50		ug/L	50		8260D/UST	Total/NA
Xylenes, Total	6400		50		ug/L	50		8260D/UST	Total/NA
Naphthalene	840		25		ug/L	5		8260D/UST	Total/NA
1,2-Dichloroethane	5.6		5.0		ug/L	5		8260D/UST	Total/NA
Ethylene Dibromide	0.63		0.10		ug/L	5		8011	Total/NA

Client Sample ID: Dup-02 — Lab Sample ID: 705-51321-24

Analyte	Result	Qualifier	RL		Unit	Dil Fac	D	Method	Prep Type
Benzene	410		5.0		ug/L	5		8260D/UST	Total/NA
Toluene	6.1		5.0		ug/L	5		8260D/UST	Total/NA
Ethylbenzene	1200		50		ug/L	50		8260D/UST	Total/NA
Xylenes, Total	1100		50		ug/L	50		8260D/UST	Total/NA
Naphthalene	580		25		ug/L	5		8260D/UST	Total/NA

Client Sample ID: Field Blank-01 — Lab Sample ID: 705-51321-25

No Detections.

Client Sample ID: Field Blank-02 — Lab Sample ID: 705-51321-26

No Detections.

Client Sample ID: EQ-01 — Lab Sample ID: 705-51321-27

No Detections.

Client Sample ID: EQ-02 — Lab Sample ID: 705-51321-28

No Detections.

Client Sample ID: Trip Blank — Lab Sample ID: 705-51321-29

No Detections.

Client Sample ID: Trip Blank — Lab Sample ID: 705-51321-30

No Detections.

This Detection Summary does not include radiochemical test results.

Eurofins Atlanta

Login Sample Receipt Checklist

Client: BLE Corp

Job Number: 705-51321-1

Login Number: 51321
List Number: 1
Creator: Jeremiah, Mortley

List Source: Eurofins Atlanta

Question	Answer	Comment
The cooler's custody seal, if present, is intact.	True	
The cooler does not appear to have been compromised or tampered with.	True	
Samples were received on ice.	True	
Cooler Temperature is acceptable.	True	
Cooler Temperature is recorded.	True	
COC present.	True	
COC is filled out in ink and legible.	True	
COC is filled out with all pertinent information.	True	
Sample custody seals, if present, are intact.	True	
Sample collection date/times are provided.	True	
The samples do not appear to have been compromised or tampered with.	True	
Containers are not broken or leaking.	True	
There are no discrepancies between the containers received and the COC.	True	
Sample containers have legible labels.	True	
Appropriate sample containers were rec'd and sufficient volume for all analyses.	True	
Samples are received within Holding Time (excluding tests with immediate HTs).	True	
Containers requiring zero headspace have no headspace or bubble is <6mm (1/4").	True	
Is there sufficient air space in bottle for bacteriological analysis.	True	

Surrogate Summary

Client: BLE Corp
Project/Site: BLE - Eddie's Pit Stop

Job ID: 705-51321-1

Method: 8260D/UST - Volatile Organic Compounds by GC/MS

Matrix: Water

Prep Type: Total/NA

		Percent Surrogate Recovery (Acceptance Limits)		
		BFB	DBFM	TOL
Lab Sample ID	Client Sample ID	(70-126)	(77-121)	(78.6-119)
705-50677-A-3 DU	Duplicate	103	100	99
705-50677-A-3 MS	Matrix Spike	101	98	99
705-51321-1	MW-01	102	100	100
705-51321-1	MW-01	103	100	101
705-51321-2	MW-04	100	100	98
705-51321-2	MW-04	106	98	95
705-51321-3	MW-05	101	100	99
705-51321-3	MW-05	105	95	99
705-51321-3 DU	MW-05	99	100	99
705-51321-3 MS	MW-05	98	99	99
705-51321-4	MW-06	97	106	101
705-51321-4	MW-06	102	101	102
705-51321-5	MW-08D	97	105	100
705-51321-5	MW-08D	102	100	99
705-51321-6	MW-08	103	96	101
705-51321-6	MW-08	100	98	100
705-51321-7	MW-09	103	98	100
705-51321-8	MW-11	102	100	100
705-51321-9	MW-13	103	100	100
705-51321-10	MW-14	103	103	101
705-51321-11	MW-15	102	102	100
705-51321-12	MW-15D	103	102	100
705-51321-13	MW-16	103	102	100
705-51321-14	MW-16D	103	101	100
705-51321-14 DU	MW-16D	103	100	101
705-51321-15	MW-17	101	102	100
705-51321-16	MW-17D	103	104	100
705-51321-17	MW-18	104	101	99
705-51321-18	MW-18D	102	107	100
705-51321-19	MW-19	101	101	99
705-51321-20	MW-19D	100	102	101
705-51321-21	MW-20D	103	102	100
705-51321-21 MS	MW-20D	101	98	98
705-51321-22	RW-01	103	102	101
705-51321-23	Dup-01	100	98	99
705-51321-23	Dup-01	100	101	101
705-51321-24	Dup-02	103	97	99
705-51321-24	Dup-02	103	101	100
705-51321-25	Field Blank-01	104	102	100
705-51321-26	Field Blank-02	101	101	100
705-51321-27	EQ-01	101	101	99
705-51321-28	EQ-02	103	100	99
705-51321-29	Trip Blank	104	102	100
705-51321-30	Trip Blank	104	100	100
LCS 705-100508/1002	Lab Control Sample	98	103	100
LCS 705-99989/1002	Lab Control Sample	102	99	99
LCS 705-99999/1002	Lab Control Sample	102	101	102
LCSD 705-100508/3	Lab Control Sample Dup	98	103	100
LCSD 705-99999/3	Lab Control Sample Dup	104	98	99

Method: 8260D/UST - Volatile Organic Compounds by GC/MS (Continued)

Matrix: Water **Prep Type: Total/NA**

		Percent Surrogate Recovery (Acceptance Limits)		
		BFB	DBFM	TOL
Lab Sample ID	Client Sample ID	(70-126)	(77-121)	(78.6-119)
MB 705-100508/7	Method Blank	99	105	103
MB 705-99989/7	Method Blank	103	102	101
MB 705-99999/30	Method Blank	102	100	100

Surrogate Legend

BFB = 4-Bromofluorobenzene
DBFM = Dibromofluoromethane (Surr)
TOL = Toluene-d8 (Surr)

Method: 8011 - EDB, DBCP, and 1,2,3-TCP (GC)

Matrix: Water **Prep Type: Total/NA**

		Percent Surrogate Recovery (Acceptance Limits)
		BFB1
Lab Sample ID	Client Sample ID	(70-138)
705-51321-1	MW-01	173 S1+
705-51321-2	MW-04	118
705-51334-E-2-A MS	Matrix Spike	119
705-51334-E-4-A DU	Duplicate	119
HLCS 705-99919/5-A	Lab Control Sample	120
LCS 705-99919/3-A	Lab Control Sample	118
LCSD 705-99919/4-A	Lab Control Sample Dup	121
MB 705-99919/2-A	Method Blank	125

Surrogate Legend

BFB = 4-Bromofluorobenzene

Method: 8011 - EDB, DBCP, and 1,2,3-TCP (GC)

Matrix: Water **Prep Type: Total/NA**

		Percent Surrogate Recovery (Acceptance Limits)
		BFB2
Lab Sample ID	Client Sample ID	(70-138)
705-51321-3	MW-05	141 S1+
705-51321-3 MS	MW-05	137
705-51321-4	MW-06	135
705-51321-5	MW-08D	123
705-51321-6	MW-08	171 S1+
705-51321-7	MW-09	131
705-51321-8	MW-11	123
705-51321-8 DU	MW-11	122
705-51321-9	MW-13	145 S1+
705-51321-10	MW-14	133
705-51321-11	MW-15	135
705-51321-12	MW-15D	120
705-51321-13	MW-16	126
705-51321-14	MW-16D	159 S1+
705-51321-15	MW-17	115
705-51321-16	MW-17D	128
705-51321-17	MW-18	128
705-51321-18	MW-18D	134
705-51321-19	MW-19	117

Surrogate Summary

Client: BLE Corp
Job ID: 705-51321-1
Project/Site: BLE - Eddie's Pit Stop

Method: 8011 - EDB, DBCP, and 1,2,3-TCP (GC) (Continued)

Matrix: Water
Prep Type: Total/NA

		Percent Surrogate Recovery (Acceptance Limits)						
Lab Sample ID	Client Sample ID	BFB2 (70-138)						
705-51321-20	MW-19D	112						
705-51321-21	MW-20D	132						
705-51321-22	RW-01	124						
705-51321-23	Dup-01	144 S1+						
705-51321-23 MS	Dup-01	139 S1+						
705-51321-24	Dup-02	166 S1+						
705-51321-24 DU	Dup-02	169 S1+						
705-51321-25	Field Blank-01	160 S1+						
705-51321-26	Field Blank-02	138						
705-51321-27	EQ-01	133						
705-51321-28	EQ-02	140 S1+						
HLCS 705-100054/5-A	Lab Control Sample	127						
HLCS 705-100055/5-A	Lab Control Sample	129						
LCS 705-100054/3-A	Lab Control Sample	132						
LCS 705-100055/3-A	Lab Control Sample	127						
LCSD 705-100054/4-A	Lab Control Sample Dup	125						
LCSD 705-100055/4-A	Lab Control Sample Dup	128						
MB 705-100054/2-A	Method Blank	130						
MB 705-100055/2-A	Method Blank	129						

Surrogate Legend

BFB = 4-Bromofluorobenzene

Lab Chronicle

Client: BLE Corp
Job ID: 705-51321-1
Project/Site: BLE - Eddie's Pit Stop

Client Sample ID: MW-01
Lab Sample ID: 705-51321-1
Date Collected: 12/04/25 13:15
Matrix: Water
Date Received: 12/04/25 21:44

Prep Type	Batch Type	Batch Method	Run	Dilution Factor	Batch Number	Analyst	Lab	Prepared or Analyzed
Total/NA	Analysis	8260D/UST		100	99999	ST	EET ATL	12/09/25 04:25
Total/NA	Analysis	8260D/UST		10	100508	ST	EET ATL	12/10/25 19:40
Total/NA	Prep	8011			99919	JV	EET ATL	12/08/25 10:33
Total/NA	Analysis	8011		1	100037	JV	EET ATL	12/09/25 00:46
Total/NA	Prep	8011			99919	JV	EET ATL	12/08/25 10:33
Total/NA	Analysis	8011		20	100398	UH	EET ATL	12/09/25 20:24

Client Sample ID: MW-04
Lab Sample ID: 705-51321-2
Date Collected: 12/04/25 13:20
Matrix: Water
Date Received: 12/04/25 21:44

Prep Type	Batch Type	Batch Method	Run	Dilution Factor	Batch Number	Analyst	Lab	Prepared or Analyzed
Total/NA	Analysis	8260D/UST		1	99989	AG	EET ATL	12/08/25 16:47
Total/NA	Analysis	8260D/UST		10	100508	ST	EET ATL	12/10/25 19:19
Total/NA	Prep	8011			99919	JV	EET ATL	12/08/25 10:33
Total/NA	Analysis	8011		1	100037	JV	EET ATL	12/09/25 01:03

Client Sample ID: MW-05
Lab Sample ID: 705-51321-3
Date Collected: 12/04/25 09:37
Matrix: Water
Date Received: 12/04/25 21:44

Prep Type	Batch Type	Batch Method	Run	Dilution Factor	Batch Number	Analyst	Lab	Prepared or Analyzed
Total/NA	Analysis	8260D/UST		1	99989	AG	EET ATL	12/08/25 17:07
Total/NA	Analysis	8260D/UST		20	100508	ST	EET ATL	12/10/25 18:38
Total/NA	Prep	8011			100054	JV	EET ATL	12/08/25 15:55
Total/NA	Analysis	8011		1	100372	UH	EET ATL	12/09/25 18:52
Total/NA	Prep	8011			100054	JV	EET ATL	12/08/25 15:55
Total/NA	Analysis	8011		5	100372	UH	EET ATL	12/10/25 10:06

Client Sample ID: MW-06
Lab Sample ID: 705-51321-4
Date Collected: 12/03/25 15:05
Matrix: Water
Date Received: 12/04/25 21:44

Prep Type	Batch Type	Batch Method	Run	Dilution Factor	Batch Number	Analyst	Lab	Prepared or Analyzed
Total/NA	Analysis	8260D/UST		1	99989	AG	EET ATL	12/08/25 17:28
Total/NA	Analysis	8260D/UST		1	100508	ST	EET ATL	12/10/25 16:35
Total/NA	Prep	8011			100054	JV	EET ATL	12/08/25 15:55
Total/NA	Analysis	8011		1	100372	UH	EET ATL	12/09/25 19:49

Client Sample ID: MW-08D
Lab Sample ID: 705-51321-5
Date Collected: 12/04/25 10:00
Matrix: Water
Date Received: 12/04/25 21:44

Prep Type	Batch Type	Batch Method	Run	Dilution Factor	Batch Number	Analyst	Lab	Prepared or Analyzed
Total/NA	Analysis	8260D/UST		1	99989	AG	EET ATL	12/08/25 17:48

Lab Chronicle

Client: BLE Corp
Project/Site: BLE - Eddie's Pit Stop

Job ID: 705-51321-1

Client Sample ID: MW-08D
Date Collected: 12/04/25 10:00
Date Received: 12/04/25 21:44

Lab Sample ID: 705-51321-5
Matrix: Water

Prep Type	Batch Type	Batch Method	Run	Dilution Factor	Batch Number	Analyst	Lab	Prepared or Analyzed
Total/NA	Analysis	8260D/UST		1	100508	ST	EET ATL	12/10/25 16:55
Total/NA	Prep	8011			100054	JV	EET ATL	12/08/25 15:55
Total/NA	Analysis	8011		1	100372	UH	EET ATL	12/09/25 20:35

Client Sample ID: MW-08
Date Collected: 12/04/25 13:35
Date Received: 12/04/25 21:44

Lab Sample ID: 705-51321-6
Matrix: Water

Prep Type	Batch Type	Batch Method	Run	Dilution Factor	Batch Number	Analyst	Lab	Prepared or Analyzed
Total/NA	Analysis	8260D/UST		1	99999	ST	EET ATL	12/09/25 03:44
Total/NA	Analysis	8260D/UST		20	99999	ST	EET ATL	12/09/25 04:05
Total/NA	Prep	8011			100054	JV	EET ATL	12/08/25 15:55
Total/NA	Analysis	8011		1	100372	UH	EET ATL	12/09/25 20:49

Client Sample ID: MW-09
Date Collected: 12/03/25 15:55
Date Received: 12/04/25 21:44

Lab Sample ID: 705-51321-7
Matrix: Water

Prep Type	Batch Type	Batch Method	Run	Dilution Factor	Batch Number	Analyst	Lab	Prepared or Analyzed
Total/NA	Analysis	8260D/UST		1	99989	AG	EET ATL	12/08/25 18:09
Total/NA	Prep	8011			100054	JV	EET ATL	12/08/25 15:55
Total/NA	Analysis	8011		1	100372	UH	EET ATL	12/10/25 09:07

Client Sample ID: MW-11
Date Collected: 12/04/25 11:10
Date Received: 12/04/25 21:44

Lab Sample ID: 705-51321-8
Matrix: Water

Prep Type	Batch Type	Batch Method	Run	Dilution Factor	Batch Number	Analyst	Lab	Prepared or Analyzed
Total/NA	Analysis	8260D/UST		1	99989	AG	EET ATL	12/08/25 18:30
Total/NA	Prep	8011			100054	JV	EET ATL	12/08/25 15:55
Total/NA	Analysis	8011		1	100372	UH	EET ATL	12/10/25 08:53

Client Sample ID: MW-13
Date Collected: 12/04/25 11:30
Date Received: 12/04/25 21:44

Lab Sample ID: 705-51321-9
Matrix: Water

Prep Type	Batch Type	Batch Method	Run	Dilution Factor	Batch Number	Analyst	Lab	Prepared or Analyzed
Total/NA	Analysis	8260D/UST		1	99989	AG	EET ATL	12/08/25 18:50
Total/NA	Prep	8011			100054	JV	EET ATL	12/08/25 15:55
Total/NA	Analysis	8011		1	100372	UH	EET ATL	12/09/25 21:17

Client Sample ID: MW-14
Lab Sample ID: 705-51321-10
Date Collected: 12/04/25 12:20
Matrix: Water
Date Received: 12/04/25 21:44

Prep Type	Batch Type	Batch Method	Run	Dilution Factor	Batch Number	Analyst	Lab	Prepared or Analyzed
Total/NA	Analysis	8260D/UST		1	99989	AG	EET ATL	12/08/25 19:11
Total/NA	Prep	8011			100054	JV	EET ATL	12/08/25 15:55
Total/NA	Analysis	8011		1	100372	UH	EET ATL	12/09/25 21:32

Client Sample ID: MW-15
Lab Sample ID: 705-51321-11
Date Collected: 12/03/25 16:45
Matrix: Water
Date Received: 12/04/25 21:44

Prep Type	Batch Type	Batch Method	Run	Dilution Factor	Batch Number	Analyst	Lab	Prepared or Analyzed
Total/NA	Analysis	8260D/UST		1	99989	AG	EET ATL	12/08/25 19:31
Total/NA	Prep	8011			100054	JV	EET ATL	12/08/25 15:55
Total/NA	Analysis	8011		1	100372	UH	EET ATL	12/09/25 21:46

Client Sample ID: MW-15D
Lab Sample ID: 705-51321-12
Date Collected: 12/03/25 16:30
Matrix: Water
Date Received: 12/04/25 21:44

Prep Type	Batch Type	Batch Method	Run	Dilution Factor	Batch Number	Analyst	Lab	Prepared or Analyzed
Total/NA	Analysis	8260D/UST		1	99989	AG	EET ATL	12/08/25 19:52
Total/NA	Prep	8011			100054	JV	EET ATL	12/08/25 15:55
Total/NA	Analysis	8011		1	100372	UH	EET ATL	12/09/25 22:00

Client Sample ID: MW-16
Lab Sample ID: 705-51321-13
Date Collected: 12/04/25 13:40
Matrix: Water
Date Received: 12/04/25 21:44

Prep Type	Batch Type	Batch Method	Run	Dilution Factor	Batch Number	Analyst	Lab	Prepared or Analyzed
Total/NA	Analysis	8260D/UST		1	99989	AG	EET ATL	12/08/25 20:12
Total/NA	Prep	8011			100054	JV	EET ATL	12/08/25 15:55
Total/NA	Analysis	8011		1	100372	UH	EET ATL	12/09/25 22:14

Client Sample ID: MW-16D
Lab Sample ID: 705-51321-14
Date Collected: 12/04/25 10:40
Matrix: Water
Date Received: 12/04/25 21:44

Prep Type	Batch Type	Batch Method	Run	Dilution Factor	Batch Number	Analyst	Lab	Prepared or Analyzed
Total/NA	Analysis	8260D/UST		1	99999	ST	EET ATL	12/08/25 22:56
Total/NA	Prep	8011			100054	JV	EET ATL	12/08/25 15:55
Total/NA	Analysis	8011		1	100372	UH	EET ATL	12/09/25 22:28

Client Sample ID: MW-17
Lab Sample ID: 705-51321-15
Date Collected: 12/03/25 15:20
Matrix: Water
Date Received: 12/04/25 21:44

Prep Type	Batch Type	Batch Method	Run	Dilution Factor	Batch Number	Analyst	Lab	Prepared or Analyzed
Total/NA	Analysis	8260D/UST		1	99999	ST	EET ATL	12/09/25 01:00

Lab Chronicle

Client: BLE Corp
Job ID: 705-51321-1
Project/Site: BLE - Eddie's Pit Stop

Client Sample ID: MW-17
Lab Sample ID: 705-51321-15
Date Collected: 12/03/25 15:20
Matrix: Water
Date Received: 12/04/25 21:44

Prep Type	Batch Type	Batch Method	Run	Dilution Factor	Batch Number	Analyst	Lab	Prepared or Analyzed
Total/NA	Prep	8011			100054	JV	EET ATL	12/08/25 15:55
Total/NA	Analysis	8011		1	100372	UH	EET ATL	12/09/25 23:14

Client Sample ID: MW-17D
Lab Sample ID: 705-51321-16
Date Collected: 12/03/25 16:00
Matrix: Water
Date Received: 12/04/25 21:44

Prep Type	Batch Type	Batch Method	Run	Dilution Factor	Batch Number	Analyst	Lab	Prepared or Analyzed
Total/NA	Analysis	8260D/UST		1	99999	ST	EET ATL	12/09/25 05:47
Total/NA	Prep	8011			100054	JV	EET ATL	12/08/25 15:55
Total/NA	Analysis	8011		1	100372	UH	EET ATL	12/09/25 23:28

Client Sample ID: MW-18
Lab Sample ID: 705-51321-17
Date Collected: 12/04/25 11:35
Matrix: Water
Date Received: 12/04/25 21:44

Prep Type	Batch Type	Batch Method	Run	Dilution Factor	Batch Number	Analyst	Lab	Prepared or Analyzed
Total/NA	Analysis	8260D/UST		1	99999	ST	EET ATL	12/09/25 01:20
Total/NA	Prep	8011			100054	JV	EET ATL	12/08/25 15:55
Total/NA	Analysis	8011		1	100372	UH	EET ATL	12/09/25 23:42

Client Sample ID: MW-18D
Lab Sample ID: 705-51321-18
Date Collected: 12/04/25 12:15
Matrix: Water
Date Received: 12/04/25 21:44

Prep Type	Batch Type	Batch Method	Run	Dilution Factor	Batch Number	Analyst	Lab	Prepared or Analyzed
Total/NA	Analysis	8260D/UST		1	99999	ST	EET ATL	12/09/25 06:08
Total/NA	Prep	8011			100054	JV	EET ATL	12/08/25 15:55
Total/NA	Analysis	8011		1	100372	UH	EET ATL	12/09/25 23:56

Client Sample ID: MW-19
Lab Sample ID: 705-51321-19
Date Collected: 12/03/25 17:19
Matrix: Water
Date Received: 12/04/25 21:44

Prep Type	Batch Type	Batch Method	Run	Dilution Factor	Batch Number	Analyst	Lab	Prepared or Analyzed
Total/NA	Analysis	8260D/UST		1	99999	ST	EET ATL	12/09/25 03:03
Total/NA	Prep	8011			100054	JV	EET ATL	12/08/25 15:55
Total/NA	Analysis	8011		1	100372	UH	EET ATL	12/10/25 00:10

Client Sample ID: MW-19D
Lab Sample ID: 705-51321-20
Date Collected: 12/03/25 17:20
Matrix: Water
Date Received: 12/04/25 21:44

Prep Type	Batch Type	Batch Method	Run	Dilution Factor	Batch Number	Analyst	Lab	Prepared or Analyzed
Total/NA	Analysis	8260D/UST		1	99999	ST	EET ATL	12/09/25 03:24

Lab Chronicle

Client: BLE Corp
Project/Site: BLE - Eddie's Pit Stop

Job ID: 705-51321-1

Client Sample ID: MW-19D
Date Collected: 12/03/25 17:20
Date Received: 12/04/25 21:44

Lab Sample ID: 705-51321-20
Matrix: Water

Prep Type	Batch Type	Batch Method	Run	Dilution Factor	Batch Number	Analyst	Lab	Prepared or Analyzed
Total/NA	Prep	8011			100054	JV	EET ATL	12/08/25 15:55
Total/NA	Analysis	8011		1	100372	UH	EET ATL	12/10/25 00:24

Client Sample ID: MW-20D
Date Collected: 12/04/25 09:15
Date Received: 12/04/25 21:44

Lab Sample ID: 705-51321-21
Matrix: Water

Prep Type	Batch Type	Batch Method	Run	Dilution Factor	Batch Number	Analyst	Lab	Prepared or Analyzed
Total/NA	Analysis	8260D/UST		1	99999	ST	EET ATL	12/08/25 23:38
Total/NA	Prep	8011			100054	JV	EET ATL	12/08/25 15:55
Total/NA	Analysis	8011		1	100372	UH	EET ATL	12/10/25 00:39

Client Sample ID: RW-01
Date Collected: 12/04/25 08:40
Date Received: 12/04/25 21:44

Lab Sample ID: 705-51321-22
Matrix: Water

Prep Type	Batch Type	Batch Method	Run	Dilution Factor	Batch Number	Analyst	Lab	Prepared or Analyzed
Total/NA	Analysis	8260D/UST		1	99999	ST	EET ATL	12/09/25 02:43
Total/NA	Prep	8011			100054	JV	EET ATL	12/08/25 15:55
Total/NA	Analysis	8011		1	100372	UH	EET ATL	12/10/25 00:53

Client Sample ID: Dup-01
Date Collected: 12/04/25 09:39
Date Received: 12/04/25 21:44

Lab Sample ID: 705-51321-23
Matrix: Water

Prep Type	Batch Type	Batch Method	Run	Dilution Factor	Batch Number	Analyst	Lab	Prepared or Analyzed
Total/NA	Analysis	8260D/UST		50	99999	ST	EET ATL	12/09/25 04:46
Total/NA	Analysis	8260D/UST		5	100508	ST	EET ATL	12/10/25 20:21
Total/NA	Prep	8011			100055	JV	EET ATL	12/08/25 15:57
Total/NA	Analysis	8011		1	100372	UH	EET ATL	12/10/25 03:06
Total/NA	Prep	8011			100055	JV	EET ATL	12/08/25 15:57
Total/NA	Analysis	8011		5	100372	UH	EET ATL	12/10/25 10:51

Client Sample ID: Dup-02
Date Collected: 12/04/25 13:37
Date Received: 12/04/25 21:44

Lab Sample ID: 705-51321-24
Matrix: Water

Prep Type	Batch Type	Batch Method	Run	Dilution Factor	Batch Number	Analyst	Lab	Prepared or Analyzed
Total/NA	Analysis	8260D/UST		50	99999	ST	EET ATL	12/09/25 05:06
Total/NA	Analysis	8260D/UST		5	100508	ST	EET ATL	12/10/25 20:00
Total/NA	Prep	8011			100055	JV	EET ATL	12/08/25 15:57
Total/NA	Analysis	8011		1	100372	UH	EET ATL	12/10/25 03:35

Lab Chronicle

Client: BLE Corp
Project/Site: BLE - Eddie's Pit Stop

Job ID: 705-51321-1

Client Sample ID: Field Blank-01
Lab Sample ID: 705-51321-25
Date Collected: 12/03/25 14:10
Matrix: Water
Date Received: 12/04/25 21:44

Prep Type	Batch Type	Batch Method	Run	Dilution Factor	Batch Number	Analyst	Lab	Prepared or Analyzed
Total/NA	Analysis	8260D/UST		1	99999	ST	EET ATL	12/09/25 01:41
Total/NA	Prep	8011			100055	JV	EET ATL	12/08/25 15:57
Total/NA	Analysis	8011		1	100372	UH	EET ATL	12/10/25 09:21

Client Sample ID: Field Blank-02
Lab Sample ID: 705-51321-26
Date Collected: 12/04/25 08:00
Matrix: Water
Date Received: 12/04/25 21:44

Prep Type	Batch Type	Batch Method	Run	Dilution Factor	Batch Number	Analyst	Lab	Prepared or Analyzed
Total/NA	Analysis	8260D/UST		1	99999	ST	EET ATL	12/09/25 05:27
Total/NA	Prep	8011			100055	JV	EET ATL	12/08/25 15:57
Total/NA	Analysis	8011		1	100372	UH	EET ATL	12/10/25 04:49

Client Sample ID: EQ-01
Lab Sample ID: 705-51321-27
Date Collected: 12/03/25 14:40
Matrix: Water
Date Received: 12/04/25 21:44

Prep Type	Batch Type	Batch Method	Run	Dilution Factor	Batch Number	Analyst	Lab	Prepared or Analyzed
Total/NA	Analysis	8260D/UST		1	99999	ST	EET ATL	12/09/25 02:01
Total/NA	Prep	8011			100055	JV	EET ATL	12/08/25 15:57
Total/NA	Analysis	8011		1	100372	UH	EET ATL	12/10/25 05:03

Client Sample ID: EQ-02
Lab Sample ID: 705-51321-28
Date Collected: 12/04/25 14:00
Matrix: Water
Date Received: 12/04/25 21:44

Prep Type	Batch Type	Batch Method	Run	Dilution Factor	Batch Number	Analyst	Lab	Prepared or Analyzed
Total/NA	Analysis	8260D/UST		1	99999	ST	EET ATL	12/09/25 02:22
Total/NA	Prep	8011			100055	JV	EET ATL	12/08/25 15:57
Total/NA	Analysis	8011		1	100372	UH	EET ATL	12/10/25 05:17

Client Sample ID: Trip Blank
Lab Sample ID: 705-51321-29
Date Collected: 12/03/25 00:00
Matrix: Water
Date Received: 12/04/25 21:44

Prep Type	Batch Type	Batch Method	Run	Dilution Factor	Batch Number	Analyst	Lab	Prepared or Analyzed
Total/NA	Analysis	8260D/UST		1	99989	AG	EET ATL	12/08/25 16:26

Client Sample ID: Trip Blank
Lab Sample ID: 705-51321-30
Date Collected: 12/03/25 00:00
Matrix: Water
Date Received: 12/04/25 21:44

Prep Type	Batch Type	Batch Method	Run	Dilution Factor	Batch Number	Analyst	Lab	Prepared or Analyzed
Total/NA	Analysis	8260D/UST		1	99989	AG	EET ATL	12/08/25 16:06

Lab Chronicle

Client: BLE Corp
Project/Site: BLE - Eddie's Pit Stop

Job ID: 705-51321-1

Laboratory References:

EET ATL = Eurofins Atlanta, 3080 Presidential Dr, Atlanta, GA 30340, TEL (770)457-8177

Method: 8260D/UST - Volatile Organic Compounds by GC/MS

Lab Sample ID: MB 705-100508/7
Matrix: Water
Analysis Batch: 100508

Client Sample ID: Method Blank
Prep Type: Total/NA

Analyte	MB Result	MB Qualifier	RL		Unit	D	Prepared	Analyzed	Dil Fac
Benzene	<1.0		1.0		ug/L			12/10/25 12:08	1
Toluene	<1.0		1.0		ug/L			12/10/25 12:08	1
Ethylbenzene	<1.0		1.0		ug/L			12/10/25 12:08	1
Xylenes, Total	<1.0		1.0		ug/L			12/10/25 12:08	1
Methyl tert-butyl ether	<1.0		1.0		ug/L			12/10/25 12:08	1
Naphthalene	<5.0		5.0		ug/L			12/10/25 12:08	1
1,2-Dichloroethane	<1.0		1.0		ug/L			12/10/25 12:08	1
Diisopropyl ether	<10		10		ug/L			12/10/25 12:08	1
Ethanol	<100		100		ug/L			12/10/25 12:08	1
Ethyl tert-butyl alcohol	<100		100		ug/L			12/10/25 12:08	1
Ethyl tert-butyl ether	<10		10		ug/L			12/10/25 12:08	1
t-Amyl alcohol	<100		100		ug/L			12/10/25 12:08	1
Tert-amyl methyl ether	<10		10		ug/L			12/10/25 12:08	1
tert-Butyl alcohol	<100		100		ug/L			12/10/25 12:08	1
tert-Butyl Formate	<100		100		ug/L			12/10/25 12:08	1

Surrogate	*MB %Recovery*	*MB Qualifier*	*Limits*	*Prepared*	*Analyzed*	*Dil Fac*
4-Bromofluorobenzene	*99*		*70 - 126*		*12/10/25 12:08*	*1*
Dibromofluoromethane (Surr)	*105*		*77 - 121*		*12/10/25 12:08*	*1*
Toluene-d8 (Surr)	*103*		*78.6 - 119*		*12/10/25 12:08*	*1*

Lab Sample ID: LCS 705-100508/1002
Matrix: Water
Analysis Batch: 100508

Client Sample ID: Lab Control Sample
Prep Type: Total/NA

Analyte			Spike Added	LCS Result	LCS Qualifier	Unit	D	%Rec	%Rec Limits		
Benzene			20.0	21.5		ug/L		108	76.3 - 122		
Toluene			20.0	21.8		ug/L		109	74.3 - 124		
Ethylbenzene			20.0	21.3		ug/L		106	75 - 127		
Xylenes, Total			60.0	64.1		ug/L		107	74.6 - 128		
Methyl tert-butyl ether			20.0	21.1		ug/L		106	76.1 - 123		
Naphthalene			20.0	17.8		ug/L		89	66.7 - 129		
1,2-Dichloroethane			20.0	21.2		ug/L		106	72.4 - 127		
Diisopropyl ether			40.0	40.4		ug/L		101	74.7 - 129		
Ethanol			200	160		ug/L		80	61.3 - 129		
Ethyl tert-butyl alcohol			200	175		ug/L		88	64.3 - 125		
Ethyl tert-butyl ether			40.0	39.6		ug/L		99	80.3 - 123		
t-Amyl alcohol			200	173		ug/L		87	67.4 - 132		
Tert-amyl methyl ether			40.0	38.8		ug/L		97	76.9 - 124		
tert-Butyl alcohol			200	187		ug/L		93	70.6 - 129		
tert-Butyl Formate			200	201		ug/L		101	64.3 - 129		

Surrogate	*LCS %Recovery*	*LCS Qualifier*	*Limits*
4-Bromofluorobenzene	*98*		*70 - 126*
Dibromofluoromethane (Surr)	*103*		*77 - 121*
Toluene-d8 (Surr)	*100*		*78.6 - 119*

Method: 8260D/UST - Volatile Organic Compounds by GC/MS (Continued)

Lab Sample ID: LCSD 705-100508/3
Matrix: Water
Analysis Batch: 100508

Client Sample ID: Lab Control Sample Dup
Prep Type: Total/NA

Analyte			Spike Added	LCSD Result	LCSD Qualifier	Unit	D	%Rec	%Rec Limits	RPD	RPD Limit
Benzene			20.0	21.4		ug/L		107	76.3 - 122	0	30
Toluene			20.0	21.5		ug/L		107	74.3 - 124	2	30
Ethylbenzene			20.0	21.2		ug/L		106	75 - 127	0	30
Xylenes, Total			60.0	63.3		ug/L		106	74.6 - 128	1	30
Methyl tert-butyl ether			20.0	20.2		ug/L		101	76.1 - 123	5	30
Naphthalene			20.0	18.3		ug/L		91	66.7 - 129	3	30
1,2-Dichloroethane			20.0	21.6		ug/L		108	72.4 - 127	2	30
Diisopropyl ether			40.0	39.5		ug/L		99	74.7 - 129	2	30
Ethanol			200	165		ug/L		83	61.3 - 129	3	30
Ethyl tert-butyl alcohol			200	171		ug/L		86	64.3 - 125	2	30
Ethyl tert-butyl ether			40.0	38.9		ug/L		97	80.3 - 123	2	30
t-Amyl alcohol			200	171		ug/L		85	67.4 - 132	1	30
Tert-amyl methyl ether			40.0	39.0		ug/L		97	76.9 - 124	1	30
tert-Butyl alcohol			200	183		ug/L		92	70.6 - 129	2	30
tert-Butyl Formate			200	191		ug/L		96	64.3 - 129	5	30

Surrogate	*LCSD %Recovery*	*LCSD Qualifier*	*Limits*
4-Bromofluorobenzene	*98*		*70 - 126*
Dibromofluoromethane (Surr)	*103*		*77 - 121*
Toluene-d8 (Surr)	*100*		*78.6 - 119*

Lab Sample ID: 705-51321-3 MS
Matrix: Water
Analysis Batch: 100508

Client Sample ID: MW-05
Prep Type: Total/NA

Analyte	Sample Result	Sample Qualifier	Spike Added	MS Result	MS Qualifier	Unit	D	%Rec	%Rec Limits		
Benzene	350		400	755		ug/L		102	71.3 - 133		
Toluene	290		400	727		ug/L		108	72 - 134		
Ethylbenzene	1600		400	1950		ug/L		88	74.6 - 131		
Xylenes, Total	6700		1200	7550	4	ug/L		71	73.8 - 131		
Methyl tert-butyl ether	<20		400	429		ug/L		107	70.2 - 130		
Naphthalene	890		400	1330		ug/L		111	63 - 134		
1,2-Dichloroethane	<20		400	436		ug/L		109	70.5 - 133		
Diisopropyl ether	<200		800	841		ug/L		105	70 - 133		
Ethanol	<2000		4000	2700		ug/L		67	55.3 - 137		
Ethyl tert-butyl alcohol	<2000		4000	3300		ug/L		82	54.5 - 132		
Ethyl tert-butyl ether	<200		800	829		ug/L		104	76 - 129		
t-Amyl alcohol	<2000		4000	3540		ug/L		88	57.2 - 138		
Tert-amyl methyl ether	<200		800	792		ug/L		99	73.4 - 128		
tert-Butyl alcohol	<2000		4000	3530		ug/L		88	65.6 - 138		
tert-Butyl Formate	<2000		4000	2640		ug/L		66	52.2 - 126		

Surrogate	*MS %Recovery*	*MS Qualifier*	*Limits*
4-Bromofluorobenzene	*98*		*70 - 126*
Dibromofluoromethane (Surr)	*99*		*77 - 121*
Toluene-d8 (Surr)	*99*		*78.6 - 119*

Method: 8260D/UST - Volatile Organic Compounds by GC/MS (Continued)

Lab Sample ID: 705-51321-3 DU
Matrix: Water
Analysis Batch: 100508

Client Sample ID: MW-05
Prep Type: Total/NA

Analyte	Sample Result	Sample Qualifier		DU Result	DU Qualifier	Unit	D			RPD	RPD Limit
Benzene	350			332		ug/L				5	42.4
Toluene	290			282		ug/L				4	42.5
Ethylbenzene	1600			1570		ug/L				1	27.7
Xylenes, Total	6700			6390		ug/L				5	28.2
Methyl tert-butyl ether	<20			<20		ug/L				NC	29.9
Naphthalene	890			847		ug/L				5	47.9
1,2-Dichloroethane	<20			<20		ug/L				NC	41.4
Diisopropyl ether	<200			<200		ug/L				NC	34.2
Ethanol	<2000			<2000		ug/L				NC	48
Ethyl tert-butyl alcohol	<2000			<2000		ug/L				NC	30
Ethyl tert-butyl ether	<200			<200		ug/L				NC	30
t-Amyl alcohol	<2000			<2000		ug/L				NC	45.7
Tert-amyl methyl ether	<200			<200		ug/L				NC	35.5
tert-Butyl alcohol	<2000			<2000		ug/L				NC	68.1
tert-Butyl Formate	<2000			<2000		ug/L				NC	30

Surrogate	*DU %Recovery*	*DU Qualifier*	*Limits*
4-Bromofluorobenzene	*99*		*70 - 126*
Dibromofluoromethane (Surr)	*100*		*77 - 121*
Toluene-d8 (Surr)	*99*		*78.6 - 119*

Lab Sample ID: MB 705-99989/7
Matrix: Water
Analysis Batch: 99989

Client Sample ID: Method Blank
Prep Type: Total/NA

Analyte	MB Result	MB Qualifier	RL		Unit	D	Prepared	Analyzed	Dil Fac
Benzene	<1.0		1.0		ug/L			12/08/25 12:20	1
Toluene	<1.0		1.0		ug/L			12/08/25 12:20	1
Ethylbenzene	<1.0		1.0		ug/L			12/08/25 12:20	1
Xylenes, Total	<1.0		1.0		ug/L			12/08/25 12:20	1
Methyl tert-butyl ether	<1.0		1.0		ug/L			12/08/25 12:20	1
Naphthalene	<5.0		5.0		ug/L			12/08/25 12:20	1
1,2-Dichloroethane	<1.0		1.0		ug/L			12/08/25 12:20	1
Diisopropyl ether	<10		10		ug/L			12/08/25 12:20	1
Ethanol	<100		100		ug/L			12/08/25 12:20	1
Ethyl tert-butyl alcohol	<100		100		ug/L			12/08/25 12:20	1
Ethyl tert-butyl ether	<10		10		ug/L			12/08/25 12:20	1
t-Amyl alcohol	<100		100		ug/L			12/08/25 12:20	1
Tert-amyl methyl ether	<10		10		ug/L			12/08/25 12:20	1
tert-Butyl alcohol	<100		100		ug/L			12/08/25 12:20	1
tert-Butyl Formate	<100		100		ug/L			12/08/25 12:20	1

Surrogate	*MB %Recovery*	*MB Qualifier*	*Limits*	*Prepared*	*Analyzed*	*Dil Fac*
4-Bromofluorobenzene	*103*		*70 - 126*		*12/08/25 12:20*	*1*
Dibromofluoromethane (Surr)	*102*		*77 - 121*		*12/08/25 12:20*	*1*
Toluene-d8 (Surr)	*101*		*78.6 - 119*		*12/08/25 12:20*	*1*

Method: 8260D/UST - Volatile Organic Compounds by GC/MS (Continued)

Lab Sample ID: LCS 705-99989/1002
Matrix: Water
Analysis Batch: 99989

Client Sample ID: Lab Control Sample
Prep Type: Total/NA

Analyte	Spike Added	LCS Result	LCS Qualifier	Unit	D	%Rec	%Rec Limits
Benzene	20.0	21.1		ug/L		105	76.3 - 122
Toluene	20.0	22.2		ug/L		111	74.3 - 124
Ethylbenzene	20.0	21.6		ug/L		108	75 - 127
Xylenes, Total	60.0	65.7		ug/L		110	74.6 - 128
Methyl tert-butyl ether	20.0	20.3		ug/L		102	76.1 - 123
Naphthalene	20.0	17.9		ug/L		89	66.7 - 129
1,2-Dichloroethane	20.0	20.2		ug/L		101	72.4 - 127
Diisopropyl ether	40.0	40.5		ug/L		101	74.7 - 129
Ethanol	200	187		ug/L		93	61.3 - 129
Ethyl tert-butyl alcohol	200	209		ug/L		104	64.3 - 125
Ethyl tert-butyl ether	40.0	40.4		ug/L		101	80.3 - 123
t-Amyl alcohol	200	186		ug/L		93	67.4 - 132
Tert-amyl methyl ether	40.0	37.6		ug/L		94	76.9 - 124
tert-Butyl alcohol	200	208		ug/L		104	70.6 - 129
tert-Butyl Formate	200	188		ug/L		94	64.3 - 129

Surrogate	*LCS %Recovery*	*LCS Qualifier*	*Limits*
4-Bromofluorobenzene	*102*		*70 - 126*
Dibromofluoromethane (Surr)	*99*		*77 - 121*
Toluene-d8 (Surr)	*99*		*78.6 - 119*

Lab Sample ID: 705-50677-A-3 MS
Matrix: Water
Analysis Batch: 99989

Client Sample ID: Matrix Spike
Prep Type: Total/NA

Analyte	Sample Result	Sample Qualifier	Spike Added	MS Result	MS Qualifier	Unit	D	%Rec	%Rec Limits
Benzene	20000		20000	44600		ug/L		121	71.3 - 133
Toluene	42000		20000	63200		ug/L		105	72 - 134
Ethylbenzene	3200		20000	24800		ug/L		108	74.6 - 131
Xylenes, Total	19000		60000	85200		ug/L		110	73.8 - 131
Methyl tert-butyl ether	5600		20000	26600		ug/L		105	70.2 - 130
Naphthalene	6700		20000	33000		ug/L		131	63 - 134
1,2-Dichloroethane	<1000		20000	21500		ug/L		107	70.5 - 133
Diisopropyl ether	<10000		40000	40500		ug/L		101	70 - 133
Ethanol	<100000		200000	170000		ug/L		85	55.3 - 137
Ethyl tert-butyl alcohol	<100000		200000	202000		ug/L		101	54.5 - 132
Ethyl tert-butyl ether	<10000		40000	39900		ug/L		100	76 - 129
t-Amyl alcohol	<100000		200000	200000		ug/L		100	57.2 - 138
Tert-amyl methyl ether	<10000		40000	41100		ug/L		103	73.4 - 128
tert-Butyl alcohol	<100000		200000	205000		ug/L		102	65.6 - 138
tert-Butyl Formate	<100000		200000	191000		ug/L		95	52.2 - 126

Surrogate	*MS %Recovery*	*MS Qualifier*	*Limits*
4-Bromofluorobenzene	*101*		*70 - 126*
Dibromofluoromethane (Surr)	*98*		*77 - 121*
Toluene-d8 (Surr)	*99*		*78.6 - 119*

Method: 8260D/UST - Volatile Organic Compounds by GC/MS (Continued)

Lab Sample ID: 705-50677-A-3 DU
Matrix: Water
Analysis Batch: 99989

Client Sample ID: Duplicate
Prep Type: Total/NA

Analyte	Sample Result	Sample Qualifier		DU Result	DU Qualifier	Unit	D			RPD	RPD Limit
Benzene	20000			20000		ug/L				2	42.4
Toluene	42000			41400		ug/L				2	42.5
Ethylbenzene	3200			3100		ug/L				3	27.7
Xylenes, Total	19000			19300		ug/L				0.2	28.2
Methyl tert-butyl ether	5600			5750		ug/L				3	29.9
Naphthalene	6700			9740		ug/L				37	47.9
1,2-Dichloroethane	<1000			<1000		ug/L				NC	41.4
Diisopropyl ether	<10000			<10000		ug/L				NC	34.2
Ethanol	<100000			<100000		ug/L				NC	48
Ethyl tert-butyl alcohol	<100000			<100000		ug/L				NC	30
Ethyl tert-butyl ether	<10000			<10000		ug/L				NC	30
t-Amyl alcohol	<100000			<100000		ug/L				NC	45.7
Tert-amyl methyl ether	<10000			<10000		ug/L				NC	35.5
tert-Butyl alcohol	<100000			<100000		ug/L				NC	68.1
tert-Butyl Formate	<100000			<100000		ug/L				NC	30

Surrogate	*DU %Recovery*	*DU Qualifier*	*Limits*
4-Bromofluorobenzene	*103*		*70 - 126*
Dibromofluoromethane (Surr)	*100*		*77 - 121*
Toluene-d8 (Surr)	*99*		*78.6 - 119*

Lab Sample ID: MB 705-99999/30
Matrix: Water
Analysis Batch: 99999

Client Sample ID: Method Blank
Prep Type: Total/NA

Analyte	MB Result	MB Qualifier	RL		Unit	D	Prepared	Analyzed	Dil Fac
Benzene	<1.0		1.0		ug/L			12/08/25 22:36	1
Toluene	<1.0		1.0		ug/L			12/08/25 22:36	1
Ethylbenzene	<1.0		1.0		ug/L			12/08/25 22:36	1
Xylenes, Total	<1.0		1.0		ug/L			12/08/25 22:36	1
Methyl tert-butyl ether	<1.0		1.0		ug/L			12/08/25 22:36	1
Naphthalene	<5.0		5.0		ug/L			12/08/25 22:36	1
1,2-Dichloroethane	<1.0		1.0		ug/L			12/08/25 22:36	1
Diisopropyl ether	<10		10		ug/L			12/08/25 22:36	1
Ethanol	<100		100		ug/L			12/08/25 22:36	1
Ethyl tert-butyl alcohol	<100		100		ug/L			12/08/25 22:36	1
Ethyl tert-butyl ether	<10		10		ug/L			12/08/25 22:36	1
t-Amyl alcohol	<100		100		ug/L			12/08/25 22:36	1
Tert-amyl methyl ether	<10		10		ug/L			12/08/25 22:36	1
tert-Butyl alcohol	<100		100		ug/L			12/08/25 22:36	1
tert-Butyl Formate	<100		100		ug/L			12/08/25 22:36	1

Surrogate	*MB %Recovery*	*MB Qualifier*	*Limits*	*Prepared*	*Analyzed*	*Dil Fac*
4-Bromofluorobenzene	*102*		*70 - 126*		*12/08/25 22:36*	*1*
Dibromofluoromethane (Surr)	*100*		*77 - 121*		*12/08/25 22:36*	*1*
Toluene-d8 (Surr)	*100*		*78.6 - 119*		*12/08/25 22:36*	*1*

Method: 8260D/UST - Volatile Organic Compounds by GC/MS (Continued)

Lab Sample ID: LCS 705-99999/1002
Matrix: Water
Analysis Batch: 99999

Client Sample ID: Lab Control Sample
Prep Type: Total/NA

Analyte			Spike Added	LCS Result	LCS Qualifier	Unit	D	%Rec	%Rec Limits		
Benzene			20.0	21.4		ug/L		107	76.3 - 122		
Toluene			20.0	22.0		ug/L		110	74.3 - 124		
Ethylbenzene			20.0	22.0		ug/L		110	75 - 127		
Xylenes, Total			60.0	66.0		ug/L		110	74.6 - 128		
Methyl tert-butyl ether			20.0	20.0		ug/L		100	76.1 - 123		
Naphthalene			20.0	19.1		ug/L		95	66.7 - 129		
1,2-Dichloroethane			20.0	21.3		ug/L		106	72.4 - 127		
Diisopropyl ether			40.0	39.8		ug/L		99	74.7 - 129		
Ethanol			200	138		ug/L		69	61.3 - 129		
Ethyl tert-butyl alcohol			200	195		ug/L		98	64.3 - 125		
Ethyl tert-butyl ether			40.0	39.3		ug/L		98	80.3 - 123		
t-Amyl alcohol			200	174		ug/L		87	67.4 - 132		
Tert-amyl methyl ether			40.0	37.8		ug/L		94	76.9 - 124		
tert-Butyl alcohol			200	190		ug/L		95	70.6 - 129		
tert-Butyl Formate			200	177		ug/L		88	64.3 - 129		

Surrogate	*LCS %Recovery*	*LCS Qualifier*	*Limits*
4-Bromofluorobenzene	*102*		*70 - 126*
Dibromofluoromethane (Surr)	*101*		*77 - 121*
Toluene-d8 (Surr)	*102*		*78.6 - 119*

Lab Sample ID: LCSD 705-99999/3
Matrix: Water
Analysis Batch: 99999

Client Sample ID: Lab Control Sample Dup
Prep Type: Total/NA

Analyte			Spike Added	LCSD Result	LCSD Qualifier	Unit	D	%Rec	%Rec Limits	RPD	RPD Limit
Benzene			20.0	19.8		ug/L		99	76.3 - 122	8	30
Toluene			20.0	20.3		ug/L		102	74.3 - 124	8	30
Ethylbenzene			20.0	20.7		ug/L		103	75 - 127	6	30
Xylenes, Total			60.0	62.9		ug/L		105	74.6 - 128	5	30
Methyl tert-butyl ether			20.0	19.8		ug/L		99	76.1 - 123	1	30
Naphthalene			20.0	19.2		ug/L		96	66.7 - 129	1	30
1,2-Dichloroethane			20.0	20.1		ug/L		100	72.4 - 127	6	30
Diisopropyl ether			40.0	39.4		ug/L		98	74.7 - 129	1	30
Ethanol			200	151		ug/L		76	61.3 - 129	9	30
Ethyl tert-butyl alcohol			200	195		ug/L		98	64.3 - 125	0	30
Ethyl tert-butyl ether			40.0	39.1		ug/L		98	80.3 - 123	1	30
t-Amyl alcohol			200	171		ug/L		86	67.4 - 132	2	30
Tert-amyl methyl ether			40.0	37.1		ug/L		93	76.9 - 124	2	30
tert-Butyl alcohol			200	189		ug/L		95	70.6 - 129	0	30
tert-Butyl Formate			200	175		ug/L		88	64.3 - 129	1	30

Surrogate	*LCSD %Recovery*	*LCSD Qualifier*	*Limits*
4-Bromofluorobenzene	*104*		*70 - 126*
Dibromofluoromethane (Surr)	*98*		*77 - 121*
Toluene-d8 (Surr)	*99*		*78.6 - 119*

Method: 8260D/UST - Volatile Organic Compounds by GC/MS (Continued)

Lab Sample ID: 705-51321-21 MS
Matrix: Water
Analysis Batch: 99999

Client Sample ID: MW-20D
Prep Type: Total/NA

Analyte	Sample Result	Sample Qualifier	Spike Added	MS Result	MS Qualifier	Unit	D	%Rec	%Rec Limits
Benzene	<1.0		20.0	20.6		ug/L		103	71.3 - 133
Toluene	<1.0		20.0	21.1		ug/L		106	72 - 134
Ethylbenzene	<1.0		20.0	21.3		ug/L		106	74.6 - 131
Xylenes, Total	<1.0		60.0	63.8		ug/L		106	73.8 - 131
Methyl tert-butyl ether	22		20.0	44.8		ug/L		114	70.2 - 130
Naphthalene	<5.0		20.0	18.5		ug/L		92	63 - 134
1,2-Dichloroethane	<1.0		20.0	21.2		ug/L		106	70.5 - 133
Diisopropyl ether	<10		40.0	39.9		ug/L		100	70 - 133
Ethanol	<100		200	133		ug/L		66	55.3 - 137
Ethyl tert-butyl alcohol	<100		200	180		ug/L		90	54.5 - 132
Ethyl tert-butyl ether	<10		40.0	39.6		ug/L		99	76 - 129
t-Amyl alcohol	<100		200	155		ug/L		78	57.2 - 138
Tert-amyl methyl ether	<10		40.0	37.3		ug/L		93	73.4 - 128
tert-Butyl alcohol	<100		200	218		ug/L		109	65.6 - 138
tert-Butyl Formate	<100	F1	200	<100	F1	ug/L		0	52.2 - 126

Surrogate	*MS %Recovery*	*MS Qualifier*	*Limits*
4-Bromofluorobenzene	*101*		*70 - 126*
Dibromofluoromethane (Surr)	*98*		*77 - 121*
Toluene-d8 (Surr)	*98*		*78.6 - 119*

Lab Sample ID: 705-51321-14 DU
Matrix: Water
Analysis Batch: 99999

Client Sample ID: MW-16D
Prep Type: Total/NA

Analyte	Sample Result	Sample Qualifier	DU Result	DU Qualifier	Unit	D	RPD	RPD Limit
Benzene	1.4		1.34		ug/L		6	42.4
Toluene	<1.0		<1.0		ug/L		NC	42.5
Ethylbenzene	<1.0		<1.0		ug/L		NC	27.7
Xylenes, Total	<1.0		<1.0		ug/L		NC	28.2
Methyl tert-butyl ether	<1.0		<1.0		ug/L		NC	29.9
Naphthalene	<5.0		<5.0		ug/L		NC	47.9
1,2-Dichloroethane	<1.0		<1.0		ug/L		NC	41.4
Diisopropyl ether	<10		<10		ug/L		NC	34.2
Ethanol	<100		<100		ug/L		NC	48
Ethyl tert-butyl alcohol	<100		<100		ug/L		NC	30
Ethyl tert-butyl ether	<10		<10		ug/L		NC	30
t-Amyl alcohol	210		212		ug/L		0.7	45.7
Tert-amyl methyl ether	<10		<10		ug/L		NC	35.5
tert-Butyl alcohol	<100		<100		ug/L		NC	68.1
tert-Butyl Formate	<100		<100		ug/L		NC	30

Surrogate	*DU %Recovery*	*DU Qualifier*	*Limits*
4-Bromofluorobenzene	*103*		*70 - 126*
Dibromofluoromethane (Surr)	*100*		*77 - 121*
Toluene-d8 (Surr)	*101*		*78.6 - 119*

Method: 8011 - EDB, DBCP, and 1,2,3-TCP (GC)

Lab Sample ID: MB 705-100054/2-A
Matrix: Water
Analysis Batch: 100372

Client Sample ID: Method Blank
Prep Type: Total/NA
Prep Batch: 100054

Analyte	MB Result	MB Qualifier	RL		Unit	D	Prepared	Analyzed	Dil Fac
Ethylene Dibromide	<0.020		0.020		ug/L		12/08/25 15:55	12/09/25 17:56	1

Surrogate	*MB %Recovery*	*MB Qualifier*	*Limits*	*Prepared*	*Analyzed*	*Dil Fac*
4-Bromofluorobenzene	*130*		*70 - 138*	*12/08/25 15:55*	*12/09/25 17:56*	*1*

Lab Sample ID: HLCS 705-100054/5-A
Matrix: Water
Analysis Batch: 100372

Client Sample ID: Lab Control Sample
Prep Type: Total/NA
Prep Batch: 100054

Analyte			Spike Added	HLCS Result	HLCS Qualifier	Unit	D	%Rec	%Rec Limits		
Ethylene Dibromide			0.250	0.245		ug/L		98	60 - 140		

Surrogate	*HLCS %Recovery*	*HLCS Qualifier*	*Limits*
4-Bromofluorobenzene	*127*		*70 - 138*

Lab Sample ID: LCS 705-100054/3-A
Matrix: Water
Analysis Batch: 100372

Client Sample ID: Lab Control Sample
Prep Type: Total/NA
Prep Batch: 100054

Analyte			Spike Added	LCS Result	LCS Qualifier	Unit	D	%Rec	%Rec Limits		
Ethylene Dibromide			0.100	0.0754		ug/L		75	60 - 140		

Surrogate	*LCS %Recovery*	*LCS Qualifier*	*Limits*
4-Bromofluorobenzene	*132*		*70 - 138*

Lab Sample ID: LCSD 705-100054/4-A
Matrix: Water
Analysis Batch: 100372

Client Sample ID: Lab Control Sample Dup
Prep Type: Total/NA
Prep Batch: 100054

Analyte			Spike Added	LCSD Result	LCSD Qualifier	Unit	D	%Rec	%Rec Limits	RPD	RPD Limit
Ethylene Dibromide			0.100	0.0789		ug/L		79	60 - 140	5	20

Surrogate	*LCSD %Recovery*	*LCSD Qualifier*	*Limits*
4-Bromofluorobenzene	*125*		*70 - 138*

Lab Sample ID: 705-51321-3 MS
Matrix: Water
Analysis Batch: 100372

Client Sample ID: MW-05
Prep Type: Total/NA
Prep Batch: 100054

Surrogate	*MS %Recovery*	*MS Qualifier*	*Limits*
4-Bromofluorobenzene	*137*		*70 - 138*

Method: 8011 - EDB, DBCP, and 1,2,3-TCP (GC) (Continued)

Lab Sample ID: 705-51321-3 MS
Matrix: Water
Analysis Batch: 100372

Client Sample ID: MW-05
Prep Type: Total/NA
Prep Batch: 100054

Analyte	Sample Result	Sample Qualifier	Spike Added	MS Result	MS Qualifier	Unit	D	%Rec	%Rec Limits
Ethylene Dibromide	0.58		0.0992	0.679	4	ug/L		104	68 - 130

Lab Sample ID: 705-51321-8 DU
Matrix: Water
Analysis Batch: 100372

Client Sample ID: MW-11
Prep Type: Total/NA
Prep Batch: 100054

Analyte	Sample Result	Sample Qualifier	DU Result	DU Qualifier	Unit	D	RPD	RPD Limit
Ethylene Dibromide	<0.020		<0.020		ug/L		NC	30

Surrogate	*DU %Recovery*	*DU Qualifier*	*Limits*
4-Bromofluorobenzene	*122*		*70 - 138*

Lab Sample ID: MB 705-100055/2-A
Matrix: Water
Analysis Batch: 100372

Client Sample ID: Method Blank
Prep Type: Total/NA
Prep Batch: 100055

Analyte	MB Result	MB Qualifier	RL	Unit	D	Prepared	Analyzed	Dil Fac
Ethylene Dibromide	<0.020		0.020	ug/L		12/08/25 15:57	12/10/25 02:09	1

Surrogate	*MB %Recovery*	*MB Qualifier*	*Limits*	*Prepared*	*Analyzed*	*Dil Fac*
4-Bromofluorobenzene	*129*		*70 - 138*	*12/08/25 15:57*	*12/10/25 02:09*	*1*

Lab Sample ID: HLCS 705-100055/5-A
Matrix: Water
Analysis Batch: 100372

Client Sample ID: Lab Control Sample
Prep Type: Total/NA
Prep Batch: 100055

Analyte	Spike Added	HLCS Result	HLCS Qualifier	Unit	D	%Rec	%Rec Limits
Ethylene Dibromide	0.250	0.260	E	ug/L		104	60 - 140

Surrogate	*HLCS %Recovery*	*HLCS Qualifier*	*Limits*
4-Bromofluorobenzene	*129*		*70 - 138*

Lab Sample ID: LCS 705-100055/3-A
Matrix: Water
Analysis Batch: 100372

Client Sample ID: Lab Control Sample
Prep Type: Total/NA
Prep Batch: 100055

Analyte	Spike Added	LCS Result	LCS Qualifier	Unit	D	%Rec	%Rec Limits
Ethylene Dibromide	0.100	0.0753		ug/L		75	60 - 140

Surrogate	*LCS %Recovery*	*LCS Qualifier*	*Limits*
4-Bromofluorobenzene	*127*		*70 - 138*

Lab Sample ID: LCSD 705-100055/4-A
Matrix: Water
Analysis Batch: 100372

Client Sample ID: Lab Control Sample Dup
Prep Type: Total/NA
Prep Batch: 100055

Analyte	Spike Added	LCSD Result	LCSD Qualifier	Unit	D	%Rec	%Rec Limits	RPD	RPD Limit
Ethylene Dibromide	0.100	0.0777		ug/L		78	60 - 140	3	20

Method: 8011 - EDB, DBCP, and 1,2,3-TCP (GC) (Continued)

Surrogate	LCSD %Recovery	LCSD Qualifier	Limits
4-Bromofluorobenzene	128		70 - 138

Lab Sample ID: 705-51321-23 MS
Matrix: Water
Analysis Batch: 100372

Client Sample ID: Dup-01
Prep Type: Total/NA
Prep Batch: 100055

Surrogate	MS %Recovery	MS Qualifier	Limits
4-Bromofluorobenzene	139	S1+	70 - 138

Lab Sample ID: 705-51321-23 MS
Matrix: Water
Analysis Batch: 100372

Client Sample ID: Dup-01
Prep Type: Total/NA
Prep Batch: 100055

Analyte	Sample Result	Sample Qualifier	Spike Added	MS Result	MS Qualifier	Unit	D	%Rec	%Rec Limits
Ethylene Dibromide	0.63		0.0994	0.673	4	ug/L		45	68 - 130

Lab Sample ID: 705-51321-24 DU
Matrix: Water
Analysis Batch: 100372

Client Sample ID: Dup-02
Prep Type: Total/NA
Prep Batch: 100055

Analyte	Sample Result	Sample Qualifier	DU Result	DU Qualifier	Unit	D	RPD	RPD Limit
Ethylene Dibromide	<0.020		<0.020		ug/L		0.4	30

Surrogate	DU %Recovery	DU Qualifier	Limits
4-Bromofluorobenzene	169	S1+	70 - 138

Lab Sample ID: MB 705-99919/2-A
Matrix: Water
Analysis Batch: 100037

Client Sample ID: Method Blank
Prep Type: Total/NA
Prep Batch: 99919

Analyte	MB Result	MB Qualifier	RL	Unit	D	Prepared	Analyzed	Dil Fac
Ethylene Dibromide	<0.020		0.020	ug/L		12/08/25 10:33	12/08/25 17:04	1

Surrogate	MB %Recovery	MB Qualifier	Limits	Prepared	Analyzed	Dil Fac
4-Bromofluorobenzene	125		70 - 138	12/08/25 10:33	12/08/25 17:04	1

Lab Sample ID: HLCS 705-99919/5-A
Matrix: Water
Analysis Batch: 100037

Client Sample ID: Lab Control Sample
Prep Type: Total/NA
Prep Batch: 99919

Analyte	Spike Added	HLCS Result	HLCS Qualifier	Unit	D	%Rec	%Rec Limits
Ethylene Dibromide	0.250	0.210		ug/L		84	60 - 140

Surrogate	HLCS %Recovery	HLCS Qualifier	Limits
4-Bromofluorobenzene	120		70 - 138

Method: 8011 - EDB, DBCP, and 1,2,3-TCP (GC) (Continued)

Lab Sample ID: LCS 705-99919/3-A
Matrix: Water
Analysis Batch: 100037

Client Sample ID: Lab Control Sample
Prep Type: Total/NA
Prep Batch: 99919

Analyte			Spike Added	LCS Result	LCS Qualifier	Unit	D	%Rec	%Rec Limits		
Ethylene Dibromide			0.100	0.0901		ug/L		90	60 - 140		

Surrogate	*LCS %Recovery*	*LCS Qualifier*	*Limits*
4-Bromofluorobenzene	*118*		*70 - 138*

Lab Sample ID: LCSD 705-99919/4-A
Matrix: Water
Analysis Batch: 100037

Client Sample ID: Lab Control Sample Dup
Prep Type: Total/NA
Prep Batch: 99919

Analyte			Spike Added	LCSD Result	LCSD Qualifier	Unit	D	%Rec	%Rec Limits	RPD	RPD Limit
Ethylene Dibromide			0.100	0.0900		ug/L		90	60 - 140	0	20

Surrogate	*LCSD %Recovery*	*LCSD Qualifier*	*Limits*
4-Bromofluorobenzene	*121*		*70 - 138*

Lab Sample ID: 705-51334-E-2-A MS
Matrix: Water
Analysis Batch: 100037

Client Sample ID: Matrix Spike
Prep Type: Total/NA
Prep Batch: 99919

Analyte	Sample Result	Sample Qualifier	Spike Added	MS Result	MS Qualifier	Unit	D	%Rec	%Rec Limits		
Ethylene Dibromide	<0.020		0.0992	0.0991		ug/L		100	68 - 130		

Surrogate	*MS %Recovery*	*MS Qualifier*	*Limits*
4-Bromofluorobenzene	*119*		*70 - 138*

Lab Sample ID: 705-51334-E-4-A DU
Matrix: Water
Analysis Batch: 100037

Client Sample ID: Duplicate
Prep Type: Total/NA
Prep Batch: 99919

Analyte	Sample Result	Sample Qualifier		DU Result	DU Qualifier	Unit	D			RPD	RPD Limit
Ethylene Dibromide	<0.020			<0.020		ug/L				NC	30

Surrogate	*DU %Recovery*	*DU Qualifier*	*Limits*
4-Bromofluorobenzene	*119*		*70 - 138*

Accreditation/Certification Summary

Client: BLE Corp
Job ID: 705-51321-1
Project/Site: BLE - Eddie's Pit Stop

Laboratory: Eurofins Atlanta

The accreditations/certifications listed below are applicable to this report.

Authority	Program	Identification Number	Expiration Date
South Carolina	State	98016	06-30-26

Method Summary

Client: BLE Corp
Project/Site: BLE - Eddie's Pit Stop

Job ID: 705-51321-1

Method	Method Description	Protocol	Laboratory
8260D/UST	Volatile Organic Compounds by GC/MS	SW846	EET ATL
8011	EDB, DBCP, and 1,2,3-TCP (GC)	SW846	EET ATL
5030B	Purge and Trap	SW846	EET ATL
8011	Microextraction	SW846	EET ATL

Protocol References:

SW846 = "Test Methods For Evaluating Solid Waste, Physical/Chemical Methods", Third Edition, November 1986 And Its Updates.

Laboratory References:

EET ATL = Eurofins Atlanta, 3080 Presidential Dr, Atlanta, GA 30340, TEL (770)457-8177

Sample Summary

Client: BLE Corp
Project/Site: BLE - Eddie's Pit Stop

Job ID: 705-51321-1

Lab Sample ID	Client Sample ID	Matrix	Collected	Received	Sample Origin
705-51321-1	MW-01	Water	12/04/25 13:15	12/04/25 21:44	South Carolina
705-51321-2	MW-04	Water	12/04/25 13:20	12/04/25 21:44	South Carolina
705-51321-3	MW-05	Water	12/04/25 09:37	12/04/25 21:44	South Carolina
705-51321-4	MW-06	Water	12/03/25 15:05	12/04/25 21:44	South Carolina
705-51321-5	MW-08D	Water	12/04/25 10:00	12/04/25 21:44	South Carolina
705-51321-6	MW-08	Water	12/04/25 13:35	12/04/25 21:44	South Carolina
705-51321-7	MW-09	Water	12/03/25 15:55	12/04/25 21:44	South Carolina
705-51321-8	MW-11	Water	12/04/25 11:10	12/04/25 21:44	South Carolina
705-51321-9	MW-13	Water	12/04/25 11:30	12/04/25 21:44	South Carolina
705-51321-10	MW-14	Water	12/04/25 12:20	12/04/25 21:44	South Carolina
705-51321-11	MW-15	Water	12/03/25 16:45	12/04/25 21:44	South Carolina
705-51321-12	MW-15D	Water	12/03/25 16:30	12/04/25 21:44	South Carolina
705-51321-13	MW-16	Water	12/04/25 13:40	12/04/25 21:44	South Carolina
705-51321-14	MW-16D	Water	12/04/25 10:40	12/04/25 21:44	South Carolina
705-51321-15	MW-17	Water	12/03/25 15:20	12/04/25 21:44	South Carolina
705-51321-16	MW-17D	Water	12/03/25 16:00	12/04/25 21:44	South Carolina
705-51321-17	MW-18	Water	12/04/25 11:35	12/04/25 21:44	South Carolina
705-51321-18	MW-18D	Water	12/04/25 12:15	12/04/25 21:44	South Carolina
705-51321-19	MW-19	Water	12/03/25 17:19	12/04/25 21:44	South Carolina
705-51321-20	MW-19D	Water	12/03/25 17:20	12/04/25 21:44	South Carolina
705-51321-21	MW-20D	Water	12/04/25 09:15	12/04/25 21:44	South Carolina
705-51321-22	RW-01	Water	12/04/25 08:40	12/04/25 21:44	South Carolina
705-51321-23	Dup-01	Water	12/04/25 09:39	12/04/25 21:44	South Carolina
705-51321-24	Dup-02	Water	12/04/25 13:37	12/04/25 21:44	South Carolina
705-51321-25	Field Blank-01	Water	12/03/25 14:10	12/04/25 21:44	South Carolina
705-51321-26	Field Blank-02	Water	12/04/25 08:00	12/04/25 21:44	South Carolina
705-51321-27	EQ-01	Water	12/03/25 14:40	12/04/25 21:44	South Carolina
705-51321-28	EQ-02	Water	12/04/25 14:00	12/04/25 21:44	South Carolina
705-51321-29	Trip Blank	Water	12/03/25 00:00	12/04/25 21:44	South Carolina
705-51321-30	Trip Blank	Water	12/03/25 00:00	12/04/25 21:44	South Carolina

END OF REPORT

APPENDIX D

CONTRACTOR CHECKLIST

Contractor Checklist

For each report submitted to the UST Management Division, the contractor will be required to verify that all data elements for the required scope of work have been provided. For items not required for the scope of work, the N/A box should be checked. For items required and not completed or provided, the "No" box should be checked and a thorough description of the reason must be provided.

Item #	Item	Yes	No	N/A
1	Is Facility Name, Permit #, and address provided?	✓		
2	Is UST Owner/Operator name, address, & phone number provided?	✓		
3	Is name, address, & phone number of current property owner provided?	✓		
4	Is the SCDHEC Certified UST Site Rehabilitation Contractor's Name, Address, telephone number, and certification number provided?	✓		
5	Is the name, address, telephone number, and certification number of the well driller that installed borings/monitoring wells provided?			✓
6	Is the name, address, telephone number, and certification number of the certified laboratory(ies) performing analytical analyses provided?	✓		
7	Has the facility history been summarized?	✓		
8	Has the regional geology and hydrogeology been described?			✓
9	Are the receptor survey results provided as required?			✓
10	Has current use of the site and adjacent land been described?	✓		
11	Has the site-specific geology and hydrogeology been described?			✓
12	Has the primary soil type been described?			✓
13	Have field screening results been described?			✓
14	Has a description of the soil sample collection and preservation been detailed?			✓
15	Has the field screening methodology and procedure been detailed?			✓
16	Has the monitoring well installation and development dates been provided?			✓
17	Has the method of well development been detailed?			✓
18	Has justification been provided for the locations of the monitoring wells?			✓
19	Have the monitoring wells been labeled in accordance with the UST QAPP guidelines?			✓
20	Has the groundwater sampling methodology been detailed?	✓		
21	Have the groundwater sampling dates and groundwater measurements been provided?	✓		
22	Has the purging methodology been detailed?	✓		
23	Has the volume of water purged from each well been provided along with measurements to verify that purging is complete?	✓		
24	If free-product is present, has the thickness been provided?			✓
25	Does the report include a brief discussion of the assessment done and the results?	✓		
26	Does the report include a brief discussion of the aquifer evaluation and results?			✓
27	Does the report include a brief discussion of the fate & transport models used?			✓

Item #	Item	Yes	No	N/A
28	Are the site-conceptual model tables included? (Tier 1 Risk Evaluation)			✓
29	Have the exposure pathways been analyzed? (Tier 2 Risk Evaluation)			✓
30	Have the SSTLs for each compound and pathway been calculated? (Tier 2 Risk Evaluation)			✓
31	Have recommendations for further action been provided and explained?	✓		
32	Has the soil analytical data for the site been provided in tabular format? (Table 1)			✓
33	Has the potentiometric data for the site been provided in tabular format? (Table 2)	✓		
34	Has the current and historical laboratory data been provided in tabular format?	✓		
35	Have the aquifer characteristics been provided and summarized on the appropriate form?			✓
36	Have the Site conceptual model tables been included? (Tier 1 Risk Evaluation)			✓
37	Has the topographic map been provided with all required elements? (Figure 1)	✓		
38	Has the site base map been provided with all required elements? (Figure 2)	✓		
39	Have the CoC site maps been provided? (Figure 3 & Figure 4)	✓		
40	Has the site potentiometric map been provided? (Figure 5)	✓		
41	Have the geologic cross-sections been provided? (Figure 6)			✓
42	Have maps showing the predicted migration of the CoCs through time been provided? (Tier 2 Risk Evaluation)			✓
43	Has the site survey been provided and include all necessary elements? (Appendix A)	✓		
44	Have the sampling logs, chain of custody forms, and the analytical data package been included with all required elements? (Appendix B)	✓		
45	Is the laboratory performing the analyses properly certified?	✓		
46	Has the tax map been included with all necessary elements? (Appendix C)			✓
47	Have the soil boring/field screening logs been provided? (Appendix D)			✓
48	Have the well completion logs, DHEC Form 2099, and DHEC Form 1903 been provided? (Appendix E)			✓
49	Have the aquifer evaluation forms, data, graphs, equations, etc. been provided? (Appendix F)			✓
50	Have the disposal manifests been provided? (Appendix G)	✓		
51	Has a copy of the local zoning regulations been provided? (Appendix H)			✓
52	Has all fate and transport modeling been provided? (Appendix I)			✓
53	Have copies of all access agreements obtained by the contractor been provided? (Appendix J)			✓
54	Has a copy of this form been attached to the final report and are explanations for any missing or incomplete data been provided?	✓		

Explanation for missing and incomplete information?

Project Verifier (signature) Joseph A Goings

(print name) Joseph A. Goings

Date 12/31/2025