111 Corning Road, Suite 200
Cary, North Carolina 27518
United States
T +1.919.859.5001
www.jacobs.com

September 20, 2024

Delivered via Trackable Overnight Delivery

Ms. Caitlin Reilly
South Carolina Department of Environmental Services
Assessment and Non-Permitted Petroleum Section
UST Management Division
2600 Bull Street
Columbia, South Carolina 29201

Subject: First 2024 Semiannual Monitoring and System Operation and Maintenance Report
Products (SE) Pipe Line Corporation (PPL)
Lewis Drive Remediation Site
Belton, South Carolina
Site ID #18693, "Kinder Morgan Belton Pipeline Release"

Dear Ms. Reilly,

On behalf of Products (SE) Pipe Line Corporation (PPL), this First 2024 Semiannual Monitoring and System Operation and Maintenance Report presents a summary of the work performed at the Lewis Drive Remediation Site in Belton, South Carolina, between January 1, 2024 and June 30, 2024. The activities conducted during this reporting period included select and site-wide gauging, collection of surface water and groundwater samples for laboratory analysis, and air sparging (AS) system operation/maintenance. These activities were conducted in accordance with the *Request to Maintain the Current Groundwater Monitoring and Reporting Schedule through 2024* submitted on December 5, 2023 (Jacobs, 2023d) and agreed upon by the South Carolina Department of Health and Environmental Control (DHEC) on January 4, 2024 (DHEC, 2024a). Additional activities included planning the modification of horizontal air sparge (HAS) well HAS-6 , renewing the stormwater pollution prevention plan, and planning the installation of three additional observation wells in the Cupboard Creek Protection Zone (CCPZ). Figure 1 presents a map of the site and sampling locations, including monitoring wells, recovery sumps, recovery wells, and surface water monitoring locations.

1. Summary of Gauging and Product Recovery

Site-wide gauging of product recovery features (recovery sumps and wells) was conducted during the March 2024 annual event. Surface water locations were gauged and sampled monthly from January 2024 through June 2024. During the March 2024 event, the majority of residuum monitoring wells and recovery features had water levels within their screened intervals to allow the detection of free-phase product, if present, at the site. Groundwater elevations in the residuum aquifer, along with stream elevations, are presented on Figure 2A. Groundwater elevations in the bedrock aquifer are presented on Figure 2B. Field observations made during this reporting period are summarized in Table 1 with stream and groundwater elevations tabulated in Table 2.

Water levels from the March 2024 gauging event were used to develop potentiometric surface maps for the site (Figures 2A and 2B). Groundwater potentiometric levels in both the residuum (Figure 2A)

and bedrock (Figure 2B) aquifers mimic the topography of the site and generally flow from higher to lower topography. Groundwater from the release point (topographic high) flows toward Cupboard Creek to the southwest and northeast toward Browns Creek. The March 2024 water table configurations and potentiometric levels are consistent with previous findings.

All remaining continuous product recovery canisters were removed during the March 2022 annual event due to lack of product detected at the site and replaced with absorbent socks. The modification of the product recovery activities is covered in the *Request for Modification of Product Recovery Activities* submitted on October 24, 2021 (Jacobs, 2021) and agreed to by DHEC on November 12, 2021 (DHEC, 2021). Product gauging and recovery will continue semiannually, with the next event scheduled for September 2024.

Measurable product was not detected during the March or June 2024 gauging events. Well gauging data are presented in Table 2. Hydrographs for select monitoring wells and recovery features that are representative of approximate product thickness trends are provided in Attachment A.

2. Summary of Surface Water Results

Inspections of surface water features were performed monthly at the site during this reporting period, and no signs of distressed vegetation or hydrocarbon sheens were observed during these inspections. The inspection route of surface water features is presented on Figures 1, 2A, and 2B. Field observations documented during this reporting period are summarized in Table 1.

Monthly surface water samples were analyzed for benzene, toluene, ethylbenzene, and xylenes (BTEX), naphthalene, and methyl tertiary butyl ether (MTBE) using U.S. Environmental Protection Agency (EPA) Method 8260D.

During this reporting period, dissolved hydrocarbons were detected in surface water at 2 of the 13 locations sampled: SW-02 and SW-08 (Table 3A; Figure 1). Benzene was the only constituent that exceeded the surface water standard for protection of human health for consumption of water and organisms (2.2 micrograms per liter [µg/L]; DHEC, 2014) and was isolated to SW-02 (2.30 µg/L in January 2024, 6.85 µg/L in February 2024, 4.45 µg/L in March 2024, 4.87 µg/L in April 2024, 4.37 µg/L in May 2024, and 4.49 µg/L in June 2024). Surface water sample results are summarized in Table 3A; historical data for surface water samples are summarized in Table 3B. BTEX trends for surface water sampling locations SW-01, SW-02, SW-04, SW-05, SW-07, SW-08, SW-09, SW-12, and SW-13 are presented in Attachment B. The trend graphs for locations SW-01, SW-12, and SW-13 show a data gap during this reporting period due to lack of flow in Browns Creek that did not allow for sample collection. Flow in the creek was impacted by the removal of the beaver dam in the culvert under the Lewis Drive and a beaver dam north of Lewis Drive by the county in February 2022, causing the creek waters to diminish and in some areas disappear. Laboratory analytical reports for surface water samples and chain-of-custody (COC) records are included in Attachment D.

3. Summary of Groundwater Results

Two groundwater sampling events were performed between January 1, 2024, and June 31, 2024: the first event was the regularly scheduled annual event in March, and the second event was the regularly scheduled quarterly event in June. Gauging was performed site-wide in March 2024 and at select

wells during the June, 2024 event. During these two sampling events, wells were gauged using an oil-water interface probe to measure the depth to water and test for the presence and thickness (if detected) of product. The oil-water interface probe was decontaminated before each use and after the final measurement. Monitoring wells without free product were sampled during this reporting period using either a HydraSleeve or low-flow peristaltic pump in accordance with the Quality Assurance Project Plan (QAPP), Revision 6 (Jacobs, 2023b). Samples were analyzed for BTEX, 1,2-dichloroethane, MTBE, and naphthalene using EPA Method 8260D. Select additional wells were gauged and sampled during the March and June 2024 events to monitor the effectiveness of the bioavailable material (BAM) with sulfate injection event conducted in November 2023. Samples were analyzed for BTEX, 1,2-dichloroethane, MTBE, and naphthalene; sulfate was sampled at select wells using a field test kit; and geochemical parameters, including dissolved oxygen and oxidation-reduction potential, were collected. Groundwater analytical results are summarized in Table 4A; historical data for groundwater samples are summarized in Table 4B.

Groundwater monitoring results during the first half of 2024 show decreases in dissolved concentrations of hydrocarbons at MW-07, MW-09, MW-13, and MW-50B (Hayfield Zone), at MW-12, MW-15B, MW-38, and MW-38B (Browns Creek Protection Zone [BCPZ]), and at MW-19 (CCPZ). Areas showing increased concentrations during this reporting period are MW-16, MW-18, and MW-53 (Hayfield Zone), MW-23, MW-46, MW-56, and MW-58 (CCPZ), and MW-37 and MW-59 (BCPZ). Most bedrock wells, including those in the Shallow Bedrock zone (SBZ), are outside the influence of vertical air sparge (VAS) wells and HAS wells, and have decreasing or stable dissolved concentrations.

Although site-specific groundwater cleanup targets have not been established, groundwater analytical results are screened against the risk-based screening levels listed in the South Carolina *Quality Assurance Program Plan for the Underground Storage Tank Management Division*, Table D1 (DHEC UST Management Division, 2016), referred to as Target Screening Levels (TSLs). The results for this reporting period are provided in Table 4A, shown on Figures 3A and 3B, and summarized in the following sections. Historical groundwater analytical results are provided in Table 4B.

Trend plots for select groundwater monitoring wells are included in Attachment C. Note that the gray shaded area on the trend plots indicates the operational period of the AS system for wells estimated to be within the area of influence of the AS system, and monitoring wells that have been nondetect or below TSLs since well installation are not presented. The AS system has been turned off throughout the year prior to construction events, to monitor effectiveness after system expansions, or to monitor concentration rebound. In preparation for the startup of the system, expansion wells HAS-4 through HAS-6, and VAS wells in the BCPZ were deactivated on May 19, 2022, to monitor baseline conditions in wells within 80 feet of HAS-4 through HAS-6. Select VAS wells in the BCPZ were reactivated May 14, 2024. The Cupboard Creek VAS wells on June 29, 2022 after the HAS-6 shutdown, but were turned off on September 22, 2023 in preparation for the installation of four additional VAS wells (VAS-60, VAS-61, VAS-62, and VAS-63). The four VAS wells were installed on October 30, 2023. A request to consolidate the three former Underground Injection Control (UIC) Permits to Operate (#SCHE03020469M2, SCHE03020469M4, and SCHE000047 V2.0) and a request to operate the four newly installed VAS wells was submitted to South Carolina DHEC on February 14, 2024 (Jacobs, 2024d), and approved on March 23, 2024, as UIC Permit to Operate # SCHE000047 v3.0 Modification (DHEC, 2024d). The four newly installed VAS wells and other select VAS wells in the CCPZ became operational on May 14, 2024. Upon DHEC approval, in a written

letter dated September 28, 2020 (DHEC, 2020), HAS wells were shut down for rebound analysis on October 1, 2020. HAS-2 was reactivated on May 14, 2024. Laboratory analytical reports and COC records for this reporting period are provided in Attachment D.

3.1 Browns Creek Protection Zone

Groundwater wells in the BCPZ during the first half of 2024 show dissolved concentrations below TSLs or nondetect in 18 of the 20 monitoring wells sampled in March 2024. MW-15B and MW-38B showed exceedances of both benzene and MTBE, and are discussed further below:

- Dissolved concentrations in residuum and bedrock wells side-gradient of and within the influence of the AS system have decreased or remained stable since the last quarterly event MW-15B continues to have stable exceedances of benzene and MTBE since the last reporting period, but shows overall decreasing trends since November 2021.
- Benzene concentrations at MW-37 decreased from a historical high (153 µg/L) in June of 2023 to nondetect in March 2024. In June 2024, benzene (57.1 µg/L) rebounded to exceed its TSL of 5 µg/L, and MTBE (17.4 µg/L) was below its TSL of 40 µg/L.
- Benzene concentrations at MW-38B have decreased steadily since September 2023, with the current concentration (1.55 J µg/L) below its TSL of 5 µg/L. MTBE remains stable in 2024 with a concentration of 24.5 µg/L below its TSL of 40 µg/L, in June 2024.
- Downgradient monitoring well MW-38 concentrations continued to decrease since the last reporting period and are now nondetect for all analyzed compounds.
- Constituents were nondetect or below TSLs at MW-12, MW-12B, MW-15, MW-24, MW-24B, MW-25, MW-25B, MW-28, MW-34, MW-35, MW-39, MW-40, MW-41, MW-42, MW-43, and MW-49.

3.2 Cupboard Creek Protection Zone

Dissolved concentrations in the CCPZ during this reporting period show dissolved concentrations below TSLs or nondetect in 12 of 16 monitoring wells sampled in March 2024. Concentrations have generally decreased or stabilized in all residuum and bedrock wells except for MW-23, MW-46, MW-56, and MW-59. The only locations with TSL exceedances are MW-20, MW-46, MW-56, and MW-59 and are discussed further below:

- MW-20 is within the influence of the vertical AS curtain. BTEX concentrations have remained steady from January to March 2024. Benzene, ethylbenzene, and toluene concentrations exceeded their respective TSLs in March 2024. Additional VAS wells were installed in the vicinity of MW-20 to address steady BTEX concentrations in the area and were activated in May 2024. In June 2024, benzene (1,640 µg/L) at MW-20 was detected at its historic low.
- MW-23 is downgradient and outside of the vertical AS curtain's area of influence. Benzene concentrations have continued to fluctuate between TSL exceedances and nondetect since December 2022, with a concentration of 910 µg/L during the latest June 2024 sampling event.
- MW-46 is within the AS system area of influence, however during this reporting period the AS system was not operating. Benzene concentrations at MW-46 increased in 2023, and have remained elevated in 2024.The increase in benzene may have possibly been due to the VAS

shutdown in October 2023 in preparation of the VAS wells installation activities. Benzene is currently above its TSL at 349 µg/L.

- Benzene concentrations at MW-56 have fluctuated since the last reporting period but show an increasing trend since March 2024, while MTBE (35.3 µg/L) has continued to remain below its TSL. Benzene (253 µg/L) is the only compound that currently exceeds its TSL of 5 µg/L).
- As part of the additional delineation of dissolved hydrocarbon concentrations in the Cupboard Creek area, residuum wells MW-58, MW-59, MW-62, and MW-63 and bedrock well MW-61B were installed during the summer of 2021.
  - Benzene concentrations have increased In March 2024 (38.7 µg/L) at MW-59 since the last reporting period but are currently nondetect, while MTBE concentrations have increased, with the June 2024 concentration above its TSL at 85.90 µg/L.
  - Benzene concentrations decreased at MW-58 in March 2024 but have fluctuated during this reporting period with the June 2024 concentration 64 µg/L exceeding its TSL of 5 µg/L.
- Constituents were nondetect or below TSLs in monitoring wells MW-19, MW-23B, MW-26, MW-26B, MW-29, MW-57, MW-60, MW-61B, MW-62, and MW-63.

Expansion of the AS system at Cupboard Creek to address dissolved hydrocarbon concentrations in the CCPZ in areas not directly influenced by the current AS system was conducted in the fall of 2021. Connection of HAS-6 to the system compound was completed in May 2022. The system was turned off shortly after startup due to short circuiting of air to ground surface. As presented in the Additional Activities sections, two unsuccessful repair attempts were made, and additional repairs will be made in the second half of 2024 to operate HAS-6.

3.3 Hayfield Zone

In March 2024, 20 of the 26 residuum monitoring wells sampled were nondetect or below TSLs for constituents analyzed. During the quarterly event in June 2024, three of the four residuum monitoring wells (MW-07, MW-14, MW-36, and MW-45) sampled in the Hayfield Zone and dissolved hydrocarbon concentrations were nondetect or below TSLs. Key wells are discussed further below:

- MW-53 has historically been below the detection limits for benzene. However, in June 2024, benzene exceeded its TSL with a detection of 12.5 µg/L.
- MW-18 is within the AS system area of influence, however the AS system in this area was restarted halfway through the reporting period. BTEX concentrations at this monitoring well have increased since the last reporting period with benzene 8.09 µg/L exceeding its TSL of 5 µg/L. Naphthalene concentration (281 µg/L) remains stable in 2024 and above its TSL of 25 µg/L. MTBE concentrations have decreased by 90 percent since September 2023.
- MW-09 is within the AS system area of influence, however the AS system in this area was restarted halfway through the reporting period. It has shown fluctuations in dissolved hydrocarbon concentrations compared to previous sampling events since 2020, with naphthalene (34.5 µg/L) exceeding its TSL of 25 µg/L in March 2023.
- MW-07 (upgradient of the CCPZ AS system) has shown increased BTEX concentrations during 2024 with benzene (1,150 µg/L), ethylbenzene (2,240 µg/L), toluene (15,400 µg/L), and total

xylenes (12,100 µg/L) exceeding their respective TSLs. in March 2024. The March 2024 results showed a continuing increasing BTEX concentrations trend since March 2023. However, in June 2024, only benzene exceeded its TSL, with detections of ethylbenzene, toluene and total xylenes. Dissolved hydrocarbon concentrations at MW-16 increased from March 2023, with March 2024 concentrations of benzene (22.5 µg/L), toluene (1,350 µg/L) and naphthalene (31 µg/L), exceeding their respective TSLs.

- Of the 10 bedrock wells sampled during the March 2024 event, dissolved concentrations were above TSLs in three of the wells which are outside the AS system area of influence. Benzene concentrations ranged from 7.60 µg/L (MW-14B) to 3,070 µg/L (MW-17B). All other bedrock wells in the Hayfield Zone were nondetect or below TSLs during the March 2024 event. During the June 2024 quarterly event, MW-14B and MW-17B were sampled and dissolved hydrocarbons exceedances were only detected in MW-17B. Key wells are discussed below:
  - Benzene, ethylbenzene, toluene and total xylenes concentrations at MW-17B, which is upgradient of the Cupboard Creek AS curtain, have continued to increase since the last reporting period but have remained below their respective historical high values from 2020. Benzene and toluene exceeded their respective TSLs, during the June 2024 quarterly event.
  - Benzene and MTBE at MW-13B remain above their respective TSLs, with an increase in benzene (654 µg/L) from the last reporting period.
  - Constituents at MW-50B remain nondetect except for MTBE (19.1 µg/L).

3.4 Shallow Bedrock Zone

The residuum and bedrock wells in the SBZ have been nondetect in 2024 except for MW-11 with exceedances of benzene, ethylbenzene, toluene, and total xylenes during the June 2024 event. MW-11 is in the expanded AS system area of influence. The AS system is expected to influence BTEX groundwater concentrations within the MW-11 area and downgradient of MW-11 (Figure 3A).

4. Summary of Air Sparging System Operation/Maintenance and Efficiency

The average runtime for the AS system that was intended to be operational during the first semiannual event was 99.7 percent. Air compressor downtime during this reporting period was associated with routine maintenance visits, sampling, and a power outage. The surface aerators in Browns Creek have been turned off since April 22, 2022, due to very low water levels from the removal of two beaver dams in February 2022 and were not operational during this reporting period. System expansion was completed on June 23, 2022, and HAS-4 and HAS-5 have been operating at design flow capacity during this reporting period. HAS-6 startup procedure was initiated on September 18, 2023, but has only operated up to 50 standard cubic feet per minute (scfm), and is currently operating at 10 scfm. Select VAS wells in the BCPZ and the CCPZ, as well as HAS-2 in the Hayfield Zone were reactivated on May 14, 2024.

With DHEC approval, in a letter dated September 28, 2020 (DHEC, 2020), HAS-1 through HAS-3 were shut down for rebound analysis on October 1, 2020. With HAS-1 through HAS-3 not operating, only one compressor has been operating since October 1, 2020. However, on June 4, 2024,

PPL resumed concurrent operation of both compressors, and scheduled maintenance services were adjusted from a semiannual to quarterly interval.

Activities associated with operation and maintenance of the AS system are summarized by remediation area as follows:

- BCPZ: Select VAS wells were restarted during this reporting period. Flow rates ranged from 2.5-11.5 scfm per well. AS was performed using two horizontal AS wells (HAS-4 and HAS-5) with well screen lengths of approximately 150 and 250 feet, respectively. The flow rates in each of the two horizontal wells were maintained at approximately 0.90 scfm per foot of screen during this reporting period, resulting in the following approximate flows: 180 and 149 scfm per well, respectively.
- CCPZ: AS was performed in this reporting period using horizontal AS well (HAS-6) with a well screen length of approximately 480 feet. The flow rate in the horizontal well was maintained at approximately 0.03 scfm per foot of screen, resulting in the following approximate flow of 16.7 scfm. Select VAS wells were restarted in the vertical wellfield, with flow rates ranging from 3-7.5 scfm. New VAS wells were also initiated, beginning at 4 scfm per well and gradually increased to 9 scfm.
- Hayfield Zone: AS was performed at HAS-2 with a well screen length of approximately 715 feet during the last month of this reporting period. The flow rate in the horizontal well was maintained at approximately 0.18 scfm per foot of screen, resulting in the following approximate flow of 126 scfm. However, the startup process had not been completed on HAS-2 at the time of this report.

5. Additional Activities

The following additional activities were performed from January through June 2024:

- On December 7, 2022, a 1.5-inch diameter Schedule 40 PVC pipe (slipline) was installed within HAS-6 in an attempt to push air 50 feet past the aperture of the surfacing location. HAS-6 was tested on December 8, 2022 and was shown to be unsuccessful with minor surfacing at the original surfacing location. On May 23, 2023, Jacobs submitted a *Preconstruction Notification for Use of Nationwide Permit 18 by Products (SE) Pipe Line Corporation (PPL) for Minor Discharges in a Wetland in Anderson County, South Carolina* letter to the U.S. Army Corps of Engineers (USACE) for approval to inject grout within the aperture location along the well screen interval of HAS-6 (Jacobs, 2023c). The Nationwide permit 18 (Permit #SAC-2023-00723) was approved on July 28, 2023 by the USACE (USACE, 2023). Jacobs requested a modification to the UIC Permit to Construct (Permit #SCHE03020469M4) to allow grout injection along the aperture location on August 17, 2022 via email to the Water Quality Permitting Section of South Carolina DHEC. The UIC Permit to Construct modification was granted on August 26, 2022 via email. On August 30, 2023, approximately 120 gallons of Portland cement was injected into the aperture location near HAS-6. The system was restarted on October 3, 2023. Jacobs submitted a *Compliance Certificate* to the USACE on September 27, 2023, in accordance with the Nationwide Permit 18 requirements to document the repair efforts (Jacobs, 2023a). The system has been operated at flow rates up to 50 scfm, although currently operating at 20 scfm. The grout did not seal the aperture location. Therefore, additional repairs will be needed to operate HAS-6.

During this reporting period, a modification plan to the HAS-6 well screen was prepared to block off the proximal end of the well screen as described in the Corrective Action Plan Addendum #3 submitted to South Carolina DHEC on May 2, 2024 (Jacobs, 2024a) and approved by DHEC on May 24, 2024 (DHEC, 2024b). A request to review the Corrective Action Plan Addendum #3 was submitted to the South Carolina DHEC Water Quality Permitting Section on May 7, 2024 via email along with the UIC Permit to Construct (SCHE03020469M4) and consolidated UIC Permit to Operate (SCHE000047 v3.0 Modification) to determine if a permit to construct modification was necessary prior to completing the work. A UIC Permit to Construct Permit # SCHE000047 Construction Modification HAS-6 Wells was issued on July 25, 2024, by the South Carolina Department of Environmental Services (DES) Division of Water Resources (DES, 2024).

- Direct push technology (DPT) injections of BAM Ultra, a biochar product similar to activated carbon, were conducted from November 27 through December 1, 2023, in the area adjacent to MW-46, MW-56, MW-57 and MW-60 in the CCPZ and MW-38, MW-38B, and MW-37 in the BCPZ as described in the Second 2023 Semiannual Monitoring and System Operation and Maintenance Report (Jacobs, 2024c). In accordance with the UIC Permit Application for Direct-Push Injections (Jacobs, 2023e) and to assess the effectiveness of the BAM Ultra injections, samples were collected from wells within the vicinity of the injection locations during the annual sampling event in March 2024 and the quarterly sampling event in June 2024. Samples were analyzed for BTEX, 1,2-dichloroethane, MTBE, and naphthalene; sulfate was sampled at select wells using a field test kit; and geochemical parameters, including dissolved oxygen and oxidation-reduction potential, were collected.

6. Summary of Findings

The following findings are based on site work performed during the reporting period between January 1, 2024 and June 30, 2024:

- Product thickness values have declined to undetectable levels in both recovery and nonrecovery features across the site. During both the March and June 2024 gauging events, no light nonaqueous phase liquid was detected.
- Remedial efforts continue to be effective at reducing dissolved concentrations of hydrocarbons in groundwater across the site. Limited impacts remain outside the AS system area of influence, upgradient of Browns Creek and Cupboard Creek. More significant impacts remain upgradient of treatment within the interior of the plume along Lewis Drive. Of the 83 residuum and bedrock well groundwater samples analyzed during the March 2024 event and 25 groundwater samples analyzed during the June 2024 event, 80.7 percent and 56 percent of the wells, respectively, were nondetect or below TSLs for constituents analyzed. BTEX concentrations in MW-12 decreased to nondetect. Benzene and MTBE concentrations at MW-38B decreased during this reporting period to below their respective TSLs, while benzene concentrations at MW-38 remained nondetect, and benzene concentrations fluctuated within historical detection levels at MW-37. Additionally, in the CCPZ, MW-20 benzene concentrations have continued to fluctuate, with an overall downward trend since June 2022. Benzene concentrations in MW-20 show a decreasing trend since September 2020, with a historic low concentration during the June 2024 sampling event, but concentrations of toluene, ethylbenzene and total xylenes concentrations have increased since September 2023. Although there were benzene exceedances detected in groundwater samples collected from MW-56 and MW-58 during the June 2024 event, it is

expected that the 2023 BAM Ultra injections and the planned operation of HAS-6 during 2024, will address impacts in this area of the CCPZ. In the Hayfield Zone, only MW-07, MW-09, MW-16, and MW-18 have shown an increase in dissolved hydrocarbon concentrations, which occurred during the product rebound study, when the HAS wells were deactivated from October 2020 to May 2024. MW-50B, which is outside the AS area of influence, continued to show a decreasing trend with continued nondetectable concentrations.

- DPT injections of BAM Ultra, a biochar product similar to activated carbon, were conducted from November 27 through December 1, 2023, in the area adjacent to MW-46, MW-56, MW-57, and MW-60 in the CCPZ and MW-38, MW-38B, and MW-37 in the BCPZ. Temporary increases in BTEX concentrations following an injection event are fairly common, but are expected to reverse over forthcoming quarterly events.
- TSL exceedances in the Hayfield Zone outside the AS system area of influence during this reporting period are located in monitoring wells (MW-07, MW-13B, MW-17B, and MW-53). These wells show exceedances for benzene and MTBE at MW-13B, benzene and toluene at MW-17B, and benzene only at MW-07 and MW-53. The June 2024 event was the first time benzene was detected at MW-53. MW-50B is outside the AS system area of influence and continued to show decreases in dissolved hydrocarbon concentrations since the last reporting period with constituents below TSLs or nondetect.
- TSL exceedances within the Hayfield Zone AS system area of influence are found in residuum wells (MW-02, MW-09, MW-16, and MW-18). MW-02 shows exceedances of naphthalene. MW-09 shows exceedances of naphthalene, with decreases below TSLs for ethylbenzene. MW-16 shows exceedances of benzene, toluene and naphthalene. MW-18 shows exceedances for benzene and naphthalene, with a decrease below its MTBE TSL.
- TSL exceedances for BTEX constituents in the Hayfield wells have decreased and in some instances increased since the last reporting period. Rebound monitoring is ongoing for this area of the site, though HAS-2 was reactivated in May 2024. The increases at MW-07, MW-09, MW-13B, MW-16, and MW-17B, in the Hayfield Zone are within normal historical highs and lows. Groundwater sample results from this reporting period will be reviewed with DHEC to determine the future status of the Hayfield Zone treatment path forward.
- Cupboard Creek and Browns Creek both have upgradient AS treatment zones, and although there has been fluctuation in concentrations, benzene was nondetect or below TSL at each surface water sampling location with the exception of SW-02 during this reporting period.
- The AS system was operated at 99.7 percent for the reporting period for areas intended to be addressed. Operating flows in the BCPZ VAS wells, CCPZ VAS wells, and HAS-2, HAS-4, HAS-5, and HAS-6 were maintained at approximately 86 percent, 71 percent, and 58 percent of design flow capacity, respectively.

7. Path Forward

Future activities planned for the Lewis Drive site include the following:

- Ongoing monitoring and reporting will be conducted per the *Request to Maintain the Current Groundwater Monitoring and Reporting Schedule in 2024* submitted on December 5, 2023 (Jacobs, 2023d) and agreed upon by DHEC on January 4, 2024 (DHEC, 2024a), covering the

time period from January 1, 2024, to December 31, 2024. Groundwater concentration trends in the monitoring well network will continue to be assessed to improve the monitoring well network, optimize the AS system and identify and prioritize areas for additional remediation. A request to maintain the current groundwater and reporting schedule in 2025 will be submitted to DES in fourth quarter of 2024.

- DPT injections of BAM Ultra, a biochar product, were conducted from November 27 through December 1, 2023, in the area adjacent to MW-46, MW-56, MW-57, and MW-60 in the CCPZ and MW-38, MW-38B, and MW-37 in the BCPZ (Jacobs, 2024c). In accordance with the UIC Permit Application for Direct-Push Injections (Jacobs, 2023e), samples will be collected from wells within the vicinity of the injection locations during the semiannual sampling event in September 2024 and the quarterly sampling event in December 2024. Samples will be analyzed for BTEX, 1,2-dichloroethane, MTBE, and naphthalene; sulfate will be sampled at select wells using a field test kit; and geochemical parameters, including dissolved oxygen and oxidation-reduction potential, will be collected. Samples will be collected quarterly via HydraSleeve.
- Three observation wells will be installed along, adjacent to, and 10 feet from the HAS-6 well screen after modification events take place as requested in the Request for Well Permit to Install Observation Wells submitted to the South Carolina DES on July 23, 2024 (Jacobs, 2024b). The well request permit is pending DES review.
- After completion of the HAS-6 modification activities and the successful restart of HAS-6, the three new observation wells will be used to monitor concentrations and air distribution within the intended areas of influence in the CCPZ.

8. Acronyms and Abbreviations

µg/L	micrograms per liter
AS	air sparging
BAM	Bioavailable Material
BCPZ	Browns Creek Protection Zone
bgs	below ground surface
BTEX	benzene, toluene, ethylbenzene, and xylenes
CCPZ	Cupboard Creek Protection Zone
COC	chain-of-custody
CSM	Conceptual Site Model
DES	Department of Environmental Services
DHEC	Department of Health and Environmental Control
DPT	direct-push technology
EPA	Environmental Protection Agency
HAS	horizontal air sparge
MTBE	methyl tertiary butyl ether
MW	monitoring well
PPL	Products (SE) Pipe Line Corporation
QAPP	Quality Assurance Project Plan
SBZ	Shallow Bedrock Zone
scfm	standard cubic feet per minute

SE	Southeast
SW	surface water
TSL(s)	Target Screening Level(s)
UIC	Underground Injection Control
UST	underground storage tank
VAS	vertical air sparge

9. References

Jacobs Engineering Group Inc. (Jacobs). 2021. *Request for Modification of Product Recovery Activities*. October 24.

Jacobs Engineering Group Inc. (Jacobs). 2023a. Compliance Certificate to the U.S. Army Corps of Engineers. September 27.

Jacobs Engineering Group Inc. (Jacobs). 2023b. *Quality Assurance Project Plan, Revision 6.* Addendum to the DHEC UST Programmatic Quality Assurance Program Plan for Products (SE) Pipe Line Corporation/Site ID No. 18693. June 21.

Jacobs Engineering Group Inc. (Jacobs). 2023c. *Preconstruction Notification for Use of Nationwide Permit 18 by Products (SE) Pipe Line Corporation (PPL) for Minor Discharges in a Wetland in Anderson County, South Carolina*. May 23.

Jacobs Engineering Group Inc. (Jacobs). 2023d. *Request to Maintain Current Groundwater Monitoring and Reporting Schedule in 2024*. December 5.

Jacobs Engineering Group Inc. (Jacobs). 2023e. *Underground Injection Control (UIC) Permit Application for Direct-Push Injections.* October 31.

Jacobs Engineering Group Inc. (Jacobs). 2024a. *Corrective Action Plan Addendum #3*. May 2.

Jacobs Engineering Group Inc. (Jacobs). 2024b. *Request for Well Permit to Install Observation Wells*. July 23.

Jacobs Engineering Group Inc. (Jacobs). 2024c. *Second 2023 Semiannual Monitoring and System Operation and Maintenance Report*. March 27.

Jacobs Engineering Group Inc. (Jacobs). 2024d. *Underground Injection Control (UIC) Permit Renewal*. February 14.

South Carolina Department of Environmental Services (DES). 2024. *Underground Injection Control Permit # SCHE000047 Construction Modification HAS-6 Wells*. July 25.

South Carolina Department of Health and Environmental Control (DHEC). 2014. R.61-68, Water Classifications and Standards, Human Health for Consumption of Water and Organism, June 27.

South Carolina Department of Health and Environmental Control (DHEC). 2020. Review of *Request to Conduct Shallow Bedrock Zone Air Sparge Test and Notification of Planned Horizontal Well Sparging Shutdown to Monitor Rebound. Lewis Drive Remediation Site, Plantation Pipe Line Company, Belton, South Carolina. Site ID Number 18693, "Kinder Morgan Belton Pipeline Release."* September 28.

South Carolina Department of Health and Environmental Control (DHEC). 2021. Approval of *Request for Modification of Product Recovery Activities*. November 12.

South Carolina Department of Health and Environmental Control (DHEC). 2024a. Approval of *Request to Maintain Current Groundwater Monitoring and Reporting Schedule in 2024*. January 4.

South Carolina Department of Health and Environmental Control (DHEC). 2024b. *Corrective Action Plan Addendum #3 Approval.* May 24.

South Carolina Department of Health and Environmental Control (DHEC). 2024c. *Response to Well Abandonment and Reporting Schedule in 2024*. January 4.

South Carolina Department of Health and Environmental Control (DHEC). 2024d. Underground Injection Control Permit #SCHE000047 v3.0. March 23.

South Carolina Department of Health and Environmental Control, Underground Storage Tank Management Division (DHEC UST Management Division). 2016. *Quality Assurance Program Plan for the Underground Storage Tank Management Division.* Title: Programmatic QAPP. Revision Number: 3.1. Revision Date: February 2016. 215 pp.

U.S. Army Corps of Engineers (USACE). 2023. *Nationwide Permit 18*. July 28.

If you have any questions regarding this report or the project in general, please call me at (919) 859-5789 or Greg Dempsey/PPL at (770) 751-4143.

Regards

William M. Waldron
Program Manager

The material and data presented in this report were prepared consistent with current and generally accepted consulting principles and practices. This work was supervised by the following Jacobs licensed professional.



Tom Wiley, P.G.
South Carolina Registered Professional Geologist No. 2787

September 20, 2024
Date

Copies to: Greg Dempsey, PPL (Digital, Greg_Dempsey@kindermorgan.com)
Mary Clair Lyons, Esq., PPL (Digital, mary_lyons@kindermorgan.com)

Attachments:

Figure 1 – Site Overview
Figure 2A – Residuum Groundwater and Surface Water Elevation Map
Figure 2B – Bedrock Groundwater Elevation Map
Figure 3A – Groundwater Analytical Results in Residuum Aquifer, March and June 2024
Figure 3B – Groundwater Analytical Results in Bedrock Aquifer, March and June 2024

Table 1 – Field Observation Log
Table 2 – Groundwater Elevation and Product Thickness Data
Table 3A – Analytical Results for Surface Water, First Semiannual 2024
Table 3B – Analytical Results for Surface Water, Historical
Table 4A – Analytical Results for Groundwater, First Semiannual 2024
Table 4B – Analytical Results for Groundwater, Historical

Attachment A – Product Thickness Trends
Attachment B – Surface Water Analytical Trends
Attachment C – Groundwater Analytical Trends
Attachment D – Laboratory Analytical Reports
Attachment E – Remediation Derived Waste Documentation

Figures

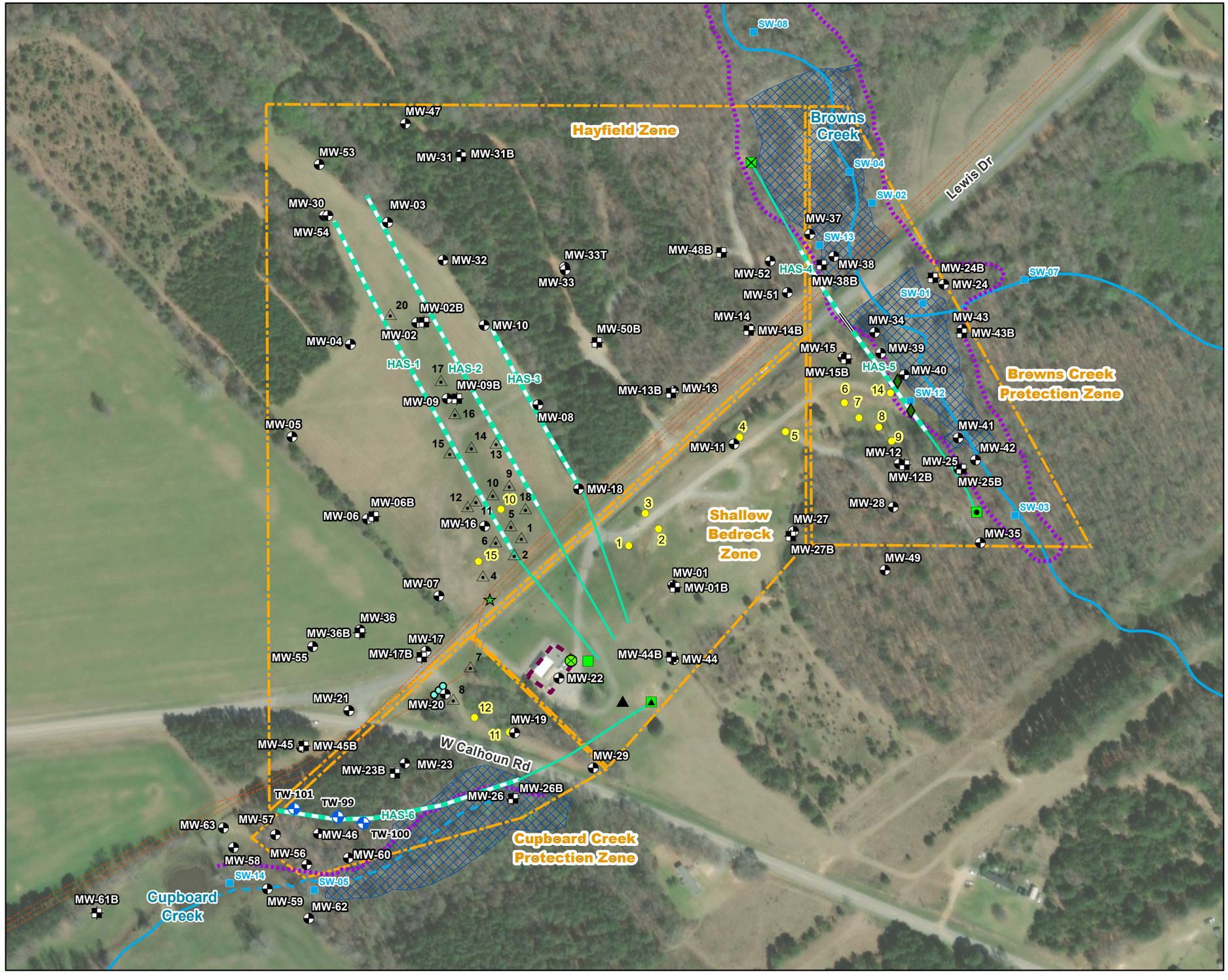



LEGEND

- Release Point
- Monitoring Well
- Bedrock Monitoring Well
- Proposed Temporary Well
- Recovery Sump
- Recovery Trench Point
- Recovery Well (4-inch diameter)
- Surface Water Sampling Location
- Septic Tank
- Seep Location
- HAS-1 Manway
- HAS-4/HAS-5 Manway (Distal End)
- HAS-4/HAS-5 Manway (Proximal End)
- HAS-6 Manway (Proximal End)
- Main Valve Box
- Grout
- Horizontal Sparging Well Screen
- Horizontal Sparging Well Riser
- Pipeline
- Waterbody
- Intermittent Stream
- Delineated Wetland (October 5, 2022)
- Inspection Route for Sheen or Distressed Vegetation
- AS System Compound
- Remediation Zone

Note:
All quarterly wells will be sampled biannually.
All quarterly and semiannual samples will be sampled annually.

Base Map Sources:
Environmental Systems Research Institute (Esri)
ArcMap World Imagery, 2022. Basemap features are approximate.

United States Geological Survey (USGS) National Hydrography Dataset (NHD)

N

0 200 400
Scale in feet

Figure 1. Site Overview
Lewis Drive Remediation Site
Belton, South Carolina
Site ID #18693 "Kinder Morgan Belton Pipeline Release"

Jacobs

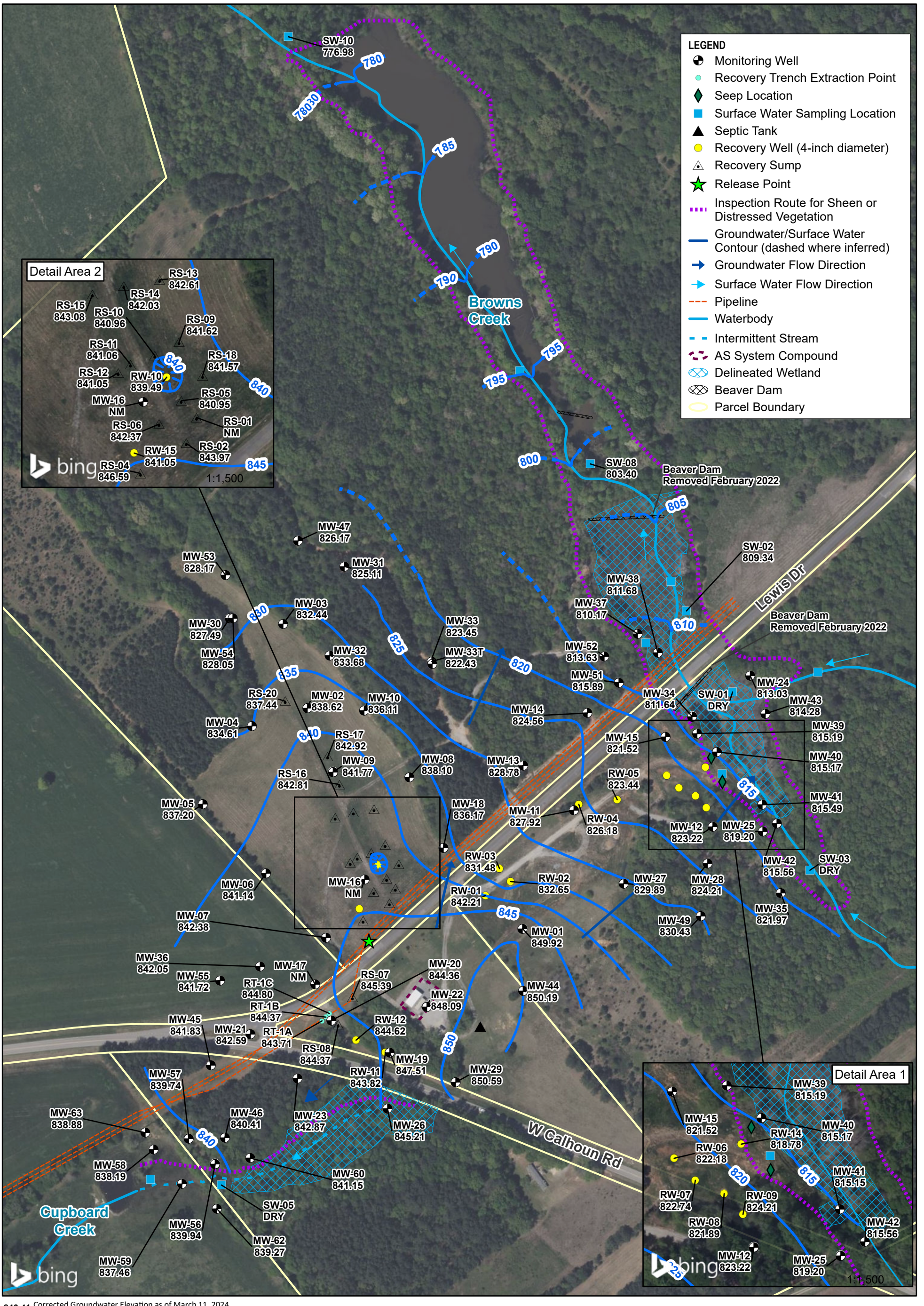

840.41 Corrected Groundwater Elevation as of March 11, 2024 in feet above mean sea level.
DRY Location was dry at time of gauging.
NM Not Measured

N

0 200 400
Scale in Feet

Figure 2A. Residuum Groundwater and Surface Water Elevation Map
Lewis Drive Remediation Site
Belton, South Carolina
Site ID #18693 "Kinder Morgan Belton Pipeline Release"

Note:
SW-11 is not shown on the map.
Base Map Sources:
Bing Imagery, EarthStar Geographics, 2024
Basemap features are approximate.
United States Geological Survey (USGS), National Hydrography Dataset (NHD)

Jacobs

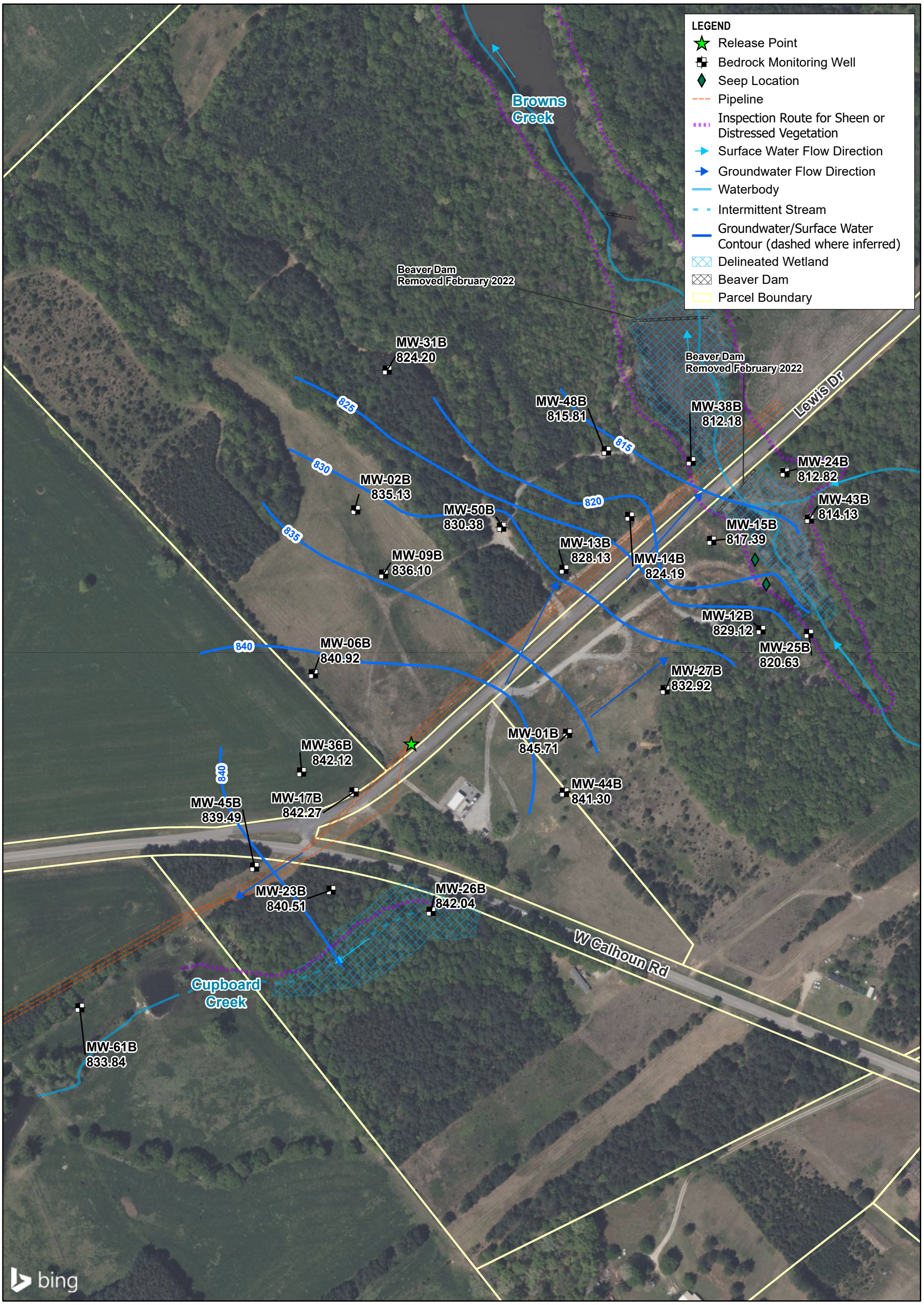

833.84 Corrected Groundwater Elevation as of March 11, 2024 in feet above mean sea level.

N

0 200 400

Scale in Feet

Figure 2B. Bedrock Groundwater Elevation Map
Lewis Drive Remediation Site
Belton, South Carolina
Site ID #18693 "Kinder Morgan Belton Pipeline Release"

Base Map Sources:
Bing Imagery, EarthStar Geographics, 2024
Basemap features are approximate.
United States Geological Survey (USGS)
National Hydrography Dataset (NHD)

Jacobs

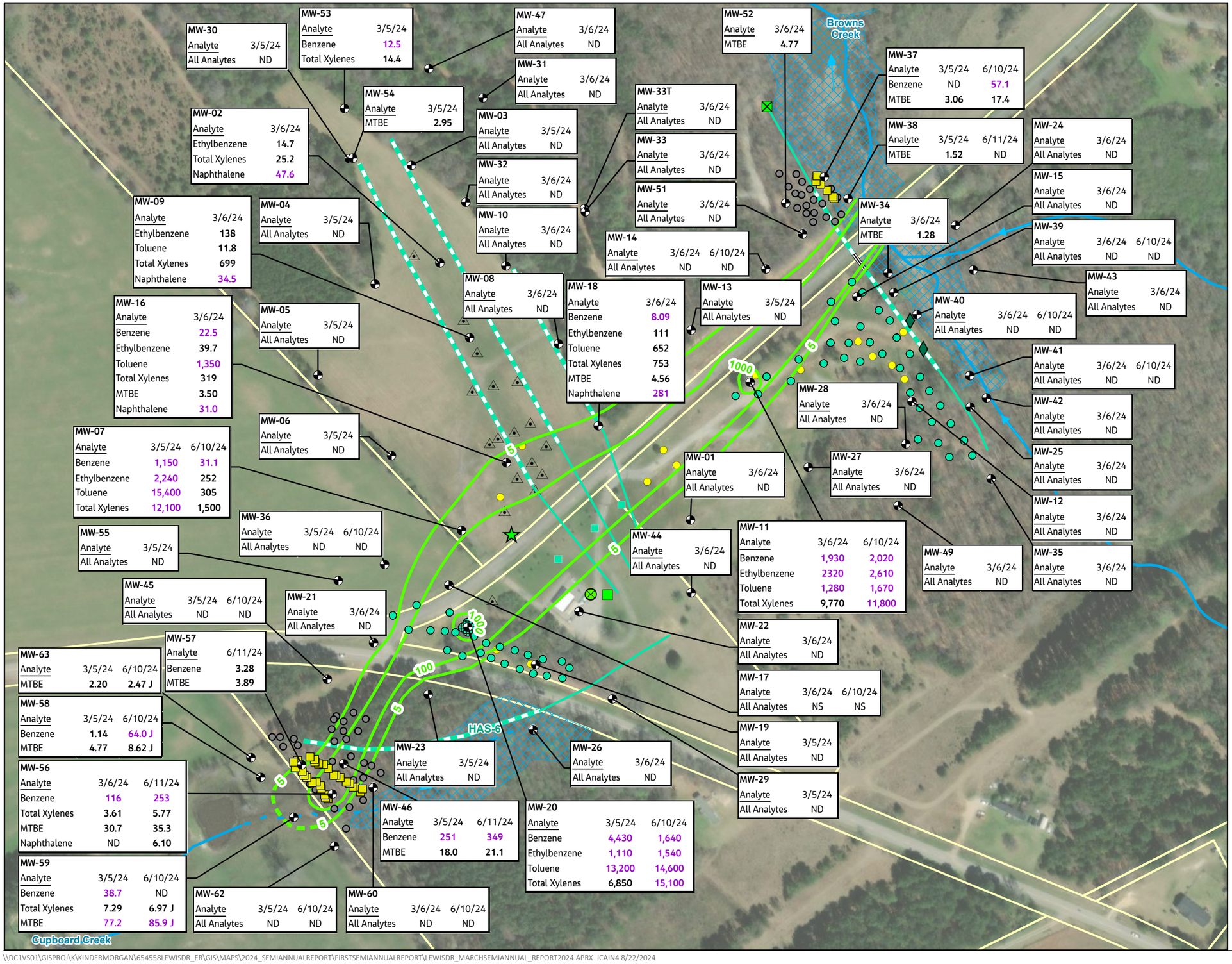

Legend

- Release Point
- HAS-1 Manway
- HAS-4/HAS-5 Manway (Distal End)
- HAS-4/HAS-5 Manway (Proximal End)
- HAS-6 Manway (Proximal End)
- Main Valve Box
- Residuum Monitoring Well
- 2019 Injection Location
- 2023 BAM/Sulfate Injection Locations
- Seep Location
- Dissolved Benzene Plume Extent (ug/L) (dashed where inferred)
- Vertical Bedrock Sparging Well
- Vertical Saprolite Sparging Well
- Vertical Saprolite Sparging Wells Installed in November 2023
- Surface Water Flow Direction
- Recovery Well (4-inch diameter)
- Recovery Sump
- Waterbody
- Intermittent Stream
- Delineated Wetland (October 5, 2022)
- Parcel Boundary

NOTES:
1. Total Xylenes is the sum of m-, o-, and p-xylene
2. MTBE = Methyl Tertiary Butyl Ether
3. Analyte concentration in microgram(s) per liter (µg/L)
4. Only detected analytes are shown on map
5. J = Estimated value
6. MW = monitoring well
7. ND = Groundwater was collected and analyzed, but no analytes were detected above the reported sample quantitation limit
8. NS-FP = not sampled due to the presence of free product in the well
9. Isocontours are based on the March 2024 Annual Monitoring Event Results
10. NS = Not Sampled
11. NS-IW = Sample not collected due to insufficient volume of water in well

Purple indicates the analyte exceeded risk-based screening levels (RBSLs) identified in South Carolina Underground Storage Tank Management Division Programmatic Quality Assurance Program Plan Revision 3.1, Table D1 "RBSLs for Groundwater", February 2016.

Base Map Sources:
*Environmental Systems Research Institute (Esri) ArcMap World Imagery, 2022. Basemap features are approximate.
*United States Geological Survey (USGS) National Hydrography Dataset (NHD)

N

0 100 200

Approximate scale in feet

Figure 3A. Groundwater Analytical Results in Residuum Aquifer, March and June 2024
Lewis Drive Remediation Site
Belton, South Carolina
Site ID #18693 "Kinder Morgan Belton Pipeline Release"

Jacobs

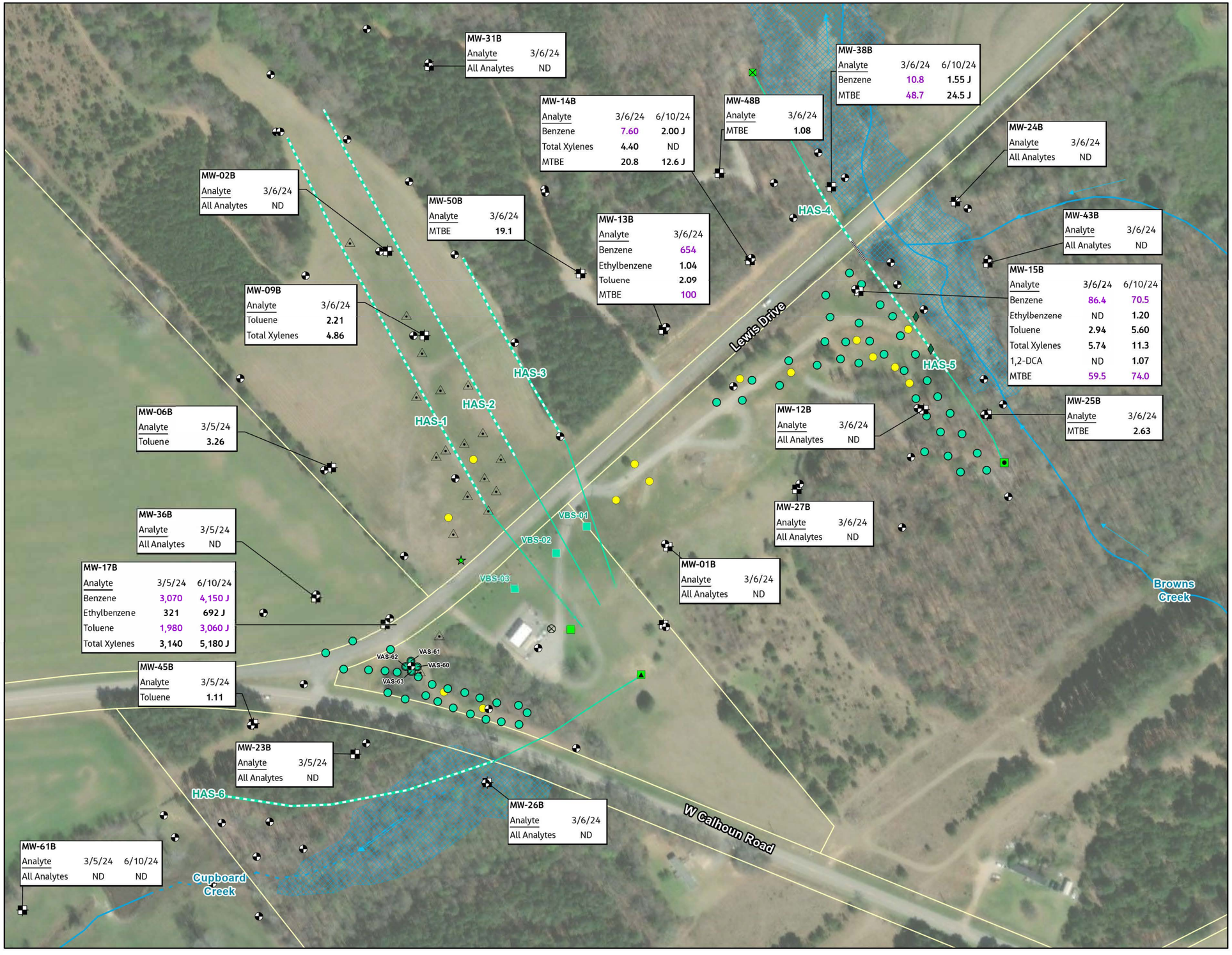

LEGEND

- Release Point
- Residuum Monitoring Well
- Bedrock Monitoring Well
- Seep Location
- Recovery Well (4-inch diameter)
- Recovery Sump
- HAS-1 Manway
- HAS-4/HAS-5 Manway (Distal End)
- HAS-4/HAS-5 Manway (Proximal End)
- HAS-6 Manway (Proximal End)
- Main Valve Box
- Vertical Bedrock Sparging Well
- Vertical Saprolite Sparging Well
- Vertical Saprolite Sparging Wells Installed in November 2023
- Surface Water Flow Direction
- Grout
- Horizontal Sparging Well Screen
- Horizontal Sparging Well Riser
- Waterbody
- Intermittent Stream
- Delineated Wetland
- Parcel Boundary

NOTES:
1. Total Xylenes is the sum of m-, o-, and p-xylene
2. MTBE = Methyl Tertiary Butyl Ether
3. Analyte concentration in microgram(s) per liter (µg/L)
4. Only detected analytes are shown on map
5. MW = monitoring well
6. ND = Groundwater was collected and analyzed, but no analytes were detected above the reported sample quantitation limit
7. NS = Not Sampled

Purple indicates the analyte exceeded risk-based screening levels (RBSLs) identified in South Carolina Underground Storage Tank Management Division Programmatic Quality Assurance Program Plan Revision 3.1, Table D1 "RBSLs for Groundwater", February 2016.

Base Map Sources:
*Environmental Systems Research Institute (Esri) ArcMap World Imagery, 2022. Basemap features are approximate.
*United States Geological Survey (USGS) National Hydrography Dataset (NHD)

N

0 175 350

Approximate scale in feet

Figure 3B. Groundwater Analytical Results in Bedrock Aquifer, March and June 2024
Lewis Drive Remediation Site
Belton, South Carolina
Site ID #18693 "Kinder Morgan Belton Pipeline Release"

Jacobs

Tables

Table 1. Field Observation Log
Products (SE) Pipe Line Corporation
Lewis Drive Remediation Site, Belton, South Carolina
Site ID #18693 "Kinder Morgan Belton Pipeline Release"

Date	Inspect Cupboard Creek Zone and Wetlands South of Calhoun Road (Any odor, sheen, or distressed vegetation? Describe.)	Inspect Browns Creek Upstream and Downstream of the Culvert Under Lewis Drive (Any odor, sheen, or distressed vegetation? Describe.)	Inspect Hayfield Area (Any odor, sheen, or distressed vegetation? Describe.)	Inspect Shallow Bedrock Zone Area (Any odor, sheen, or distressed vegetation? Describe.)	Inspect Hillside Adjacent to and South of SW-02 (Any odor, sheen, or distressed vegetation? Describe.)	Inspect Hillside Adjacent to and South of SW-04 (Any odor, sheen, or distressed vegetation? Describe.)
1/11/2024	No visible sheen, odor, or distressed vegetation observed.	No visible sheen, odor, or distressed vegetation observed.	No visible sheen, odor, or distressed vegetation observed.	No visible sheen, odor, or distressed vegetation observed.	No visible sheen, odor, or distressed vegetation observed.	No visible sheen, odor, or distressed vegetation observed.
2/6/2024	No visible sheen, odor, or distressed vegetation observed. Water flowing through SW-05 location.	No visible sheen, odor, or distressed vegetation observed. Wash-out near HAS-5 turn around area (ruts).	No visible sheen, odor, or distressed vegetation observed.	No visible sheen, odor, or distressed vegetation observed.	No visible sheen, odor, or distressed vegetation observed.	No visible sheen, odor, or distressed vegetation observed.
3/6/2024	Conditions good.	Conditions good.	Conditions good.	Conditions good.	Conditions good.	Conditions good.
4/9/2024	No sheen, odors, or distressed vegetation observed.	No sheen, odors, or distressed vegetation observed.	No sheen, odors, or distressed vegetation observed.	No sheen, odors, or distressed vegetation observed.	No sheen, odors, or distressed vegetation observed.	No sheen, odors, or distressed vegetation observed.
5/21/2024	No sheen, odors, or distressed vegetation observed.	No sheen, odors, or distressed vegetation observed.	No sheen, odors, or distressed vegetation observed.	No sheen, odors, or distressed vegetation observed.	No sheen, odors, or distressed vegetation observed.	No sheen, odors, or distressed vegetation observed.
6/11/2024	No sheen, odors, or distressed vegetation observed.	No sheen, odors, or distressed vegetation observed.	No sheen, odors, or distressed vegetation observed.	No sheen, odors, or distressed vegetation observed.	No sheen, odors, or distressed vegetation observed.	No sheen, odors, or distressed vegetation observed.

Notes:
HAS = horizontal air sparging
HDPE = high density poly ethylene
ID = identification
RS = recovery sump
SW = surface water
TW = temporary well

Table 2. Groundwater Elevation and Product Thickness Data

Products (SE) Pipe Line Corporation

Lewis Drive Remediation Site, Belton, South Carolina

Site ID #18693 "Kinder Morgan Belton Pipeline Release"

Location ID	Date	Depth to Product (ft btoc)	Depth to Water (ft btoc)	Product Thickness (ft)	Top of Casing Elevation (ft amsl)	Ground Elevation (ft amsl)	Corrected Groundwater Elevation (ft amsl)
MW-01	3/4/2024	--	3.15	--	853.07	850.25	849.92
MW-01B	3/4/2024	--	7.28	--	852.99	850.45	845.71
MW-02	3/4/2024	--	2.42	--	841.04	841.24	838.62
MW-02B	3/4/2024	--	6.06	--	841.19	841.18	835.13
MW-03	3/4/2024	--	5.92	--	838.36	838.38	832.44
MW-04	3/4/2024	--	9.81	--	844.42	844.51	834.61
MW-05	3/4/2024	--	13.91	--	851.11	851.15	837.2
MW-06	3/4/2024	--	11.78	--	852.92	852.98	841.14
MW-06B	3/4/2024	--	11.65	--	852.57	852.42	840.92
MW-07	3/4/2024	--	10.64	--	853.02	853.02	842.38
MW-07	6/10/2024	--	10.18	--	853.02	853.02	842.84
MW-08	3/4/2024	--	6.62	--	844.72	844.75	838.1
MW-09	3/4/2024	--	1.86	--	843.63	843.72	841.77
MW-09B	3/4/2024	--	7.82	--	843.92	843.71	836.1
MW-10	3/4/2024	--	9.3	--	845.41	842.33	836.11
MW-11	3/4/2024	--	27.71	--	855.63	852.36	827.92
MW-11	6/10/2024	--	26.19	--	855.63	852.36	829.44
MW-12	3/4/2024	--	11.31	--	834.53	832.2	823.22
MW-12B	3/4/2024	--	11.81	--	834.98	832.26	823.17
MW-13	3/4/2024	--	20.06	--	848.84	845.93	828.78
MW-13B	3/4/2024	--	20.7	--	849.82	847.19	829.12
MW-14	3/4/2024	--	14.14	--	838.7	836.47	824.56
MW-14	6/10/2024	--	14.4	--	838.7	836.47	824.3
MW-14B	3/4/2024	--	16.01	--	840.2	837.12	824.19
MW-14B	6/10/2024	--	14.41	--	840.2	837.12	825.79
MW-15	3/4/2024	--	9.51	--	831.03	828.68	821.52
MW-15B	3/4/2024	--	13.9	--	831.29	828.66	817.39
MW-15B	6/10/2024	--	14.26	--	831.29	828.66	817.03
MW-16	3/4/2024	--	6.71	--	847.67	847.63	840.96
MW-17	3/4/2024	--	DRY	--	855.35	855.32	DRY
MW-17B	3/4/2024	--	13.1	--	855.37	855.37	842.27
MW-17B	6/10/2024	--	12.6	--	855.37	855.37	842.77

Table 2. Groundwater Elevation and Product Thickness Data

Products (SE) Pipe Line Corporation

Lewis Drive Remediation Site, Belton, South Carolina

Site ID #18693 "Kinder Morgan Belton Pipeline Release"

Location ID	Date	Depth to Product (ft btoc)	Depth to Water (ft btoc)	Product Thickness (ft)	Top of Casing Elevation (ft amsl)	Ground Elevation (ft amsl)	Corrected Groundwater Elevation (ft amsl)
MW-18	3/4/2024	--	10.72	--	846.89	846.82	836.17
MW-19	3/4/2024	--	6.43	--	853.94	851.23	847.51
MW-20	3/4/2024	--	8.53	--	852.89	853.07	844.36
MW-20	6/10/2024	--	8.58	--	852.89	853.07	844.31
MW-21	3/4/2024	--	13.18	--	855.77	855.68	842.59
MW-22	3/4/2024	--	6.51	--	854.6	854.62	848.09
MW-23	3/4/2024	--	6.7	--	849.57	846.66	842.87
MW-23	6/10/2024	--	7.41	--	849.57	846.66	842.16
MW-23B	3/4/2024	--	9.18	--	849.69	846.81	840.51
MW-24	3/4/2024	--	4.89	--	817.92	815.72	813.03
MW-24B	3/4/2024	--	5.9	--	818.72	815.83	812.82
MW-25	3/4/2024	--	6.98	--	826.18	823.46	819.2
MW-25B	3/4/2024	--	3.18	--	823.81	822.59	820.63
MW-26	3/4/2024	--	2.35	--	847.56	844.76	845.21
MW-26B	3/4/2024	--	5.77	--	847.81	844.81	842.04
MW-27	3/4/2024	--	24.22	--	854.11	854.22	829.89
MW-27B	3/4/2024	--	27.66	--	857.14	854.27	829.48
MW-28	3/4/2024	--	20.1	--	844.31	841.49	824.21
MW-29	3/4/2024	--	1.61	--	852.2	852.07	850.59
MW-30	3/4/2024	--	13.29	--	841.28	841.21	827.99
MW-31	3/4/2024	--	19.93	--	845.04	842.26	825.11
MW-31B	3/4/2024	--	20.74	--	844.94	842.01	824.2
MW-32	3/4/2024	--	9.25	--	842.93	839.81	833.68
MW-33	3/4/2024	--	25.75	--	849.2	846.2	823.45
MW-33T	3/4/2024	--	26.68	--	849.11	846.15	822.43
MW-34	3/4/2024	--	4.71	--	816.35	813.99	811.64
MW-35	3/4/2024	--	7.43	--	829.4	826.22	821.97
MW-36	3/4/2024	--	16.42	--	858.47	858.66	842.05
MW-36	6/10/2024	--	15.74	--	858.47	858.66	842.73
MW-36B	3/4/2024	--	16.03	--	858.15	858.49	842.12
MW-37	3/4/2024	--	3.75	--	813.92	810.93	810.17
MW-37	6/10/2024	--	3.59	--	813.92	810.93	810.33

Table 2. Groundwater Elevation and Product Thickness Data

Products (SE) Pipe Line Corporation

Lewis Drive Remediation Site, Belton, South Carolina

Site ID #18693 "Kinder Morgan Belton Pipeline Release"

Location ID	Date	Depth to Product (ft btoc)	Depth to Water (ft btoc)	Product Thickness (ft)	Top of Casing Elevation (ft amsl)	Ground Elevation (ft amsl)	Corrected Groundwater Elevation (ft amsl)
MW-38	3/4/2024	--	1.6	--	813.28	810.49	811.68
MW-38	6/10/2024	--	1.81	--	813.28	810.49	811.47
MW-38B	3/4/2024	--	3.69	--	815.87	813.23	812.18
MW-38B	6/10/2024	--	4.08	--	815.87	813.23	811.79
MW-39	3/4/2024	--	4.71	--	819.9	816.92	815.19
MW-39	6/10/2024	--	5.33	--	819.9	816.92	814.57
MW-40	3/4/2024	--	2.62	--	817.79	814.75	815.17
MW-40	6/10/2024	--	2.93	--	817.79	814.75	814.86
MW-41	3/4/2024	--	4.19	--	819.68	816.67	815.49
MW-41	6/10/2024	--	4.48	--	819.68	816.67	815.2
MW-42	3/4/2024	--	4.77	--	820.33	817.31	815.56
MW-43	3/4/2024	--	3.84	--	818.12	815.92	814.28
MW-43B	3/4/2024	--	4.67	--	818.8	816.08	814.13
MW-44	3/4/2024	--	3.48	--	853.67	853.82	850.19
MW-44B	3/4/2024	--	12.08	--	853.38	853.66	841.3
MW-45	3/4/2024	--	10.64	--	852.47	852.39	841.83
MW-45	6/10/2024	--	10.9	--	852.47	852.39	841.57
MW-45B	3/4/2024	--	13.36	--	852.85	852.69	839.49
MW-46	3/4/2024	--	5.06	--	845.47	842.43	840.41
MW-47	3/4/2024	--	16.81	--	842.98	839.89	826.17
MW-48B	3/4/2024	--	16.53	--	832.34	829.53	815.81
MW-49	3/4/2024	--	16.35	--	846.78	843.65	830.43
MW-50B	3/4/2024	--	19.96	--	850.34	847.11	830.38
MW-51	3/4/2024	--	16.03	--	831.92	828.77	815.89
MW-52	3/4/2024	--	16.46	--	830.09	826.72	813.63
MW-53	3/4/2024	--	9.2	--	837.37	837.24	828.17
MW-54	3/4/2024	--	12.74	--	840.79	840.83	828.05
MW-55	3/4/2024	--	17.99	--	859.71	859.84	841.72
MW-56	3/4/2024	--	4	--	843.94	840.71	839.94
MW-56	6/10/2024	--	5.54	--	843.94	840.71	838.4
MW-57	3/4/2024	--	5.89	--	845.63	842.5	839.74
MW-57	6/10/2024	--	7.35	--	845.63	842.5	838.28

Table 2. Groundwater Elevation and Product Thickness Data

Products (SE) Pipe Line Corporation

Lewis Drive Remediation Site, Belton, South Carolina

Site ID #18693 "Kinder Morgan Belton Pipeline Release"

Location ID	Date	Depth to Product (ft btoc)	Depth to Water (ft btoc)	Product Thickness (ft)	Top of Casing Elevation (ft amsl)	Ground Elevation (ft amsl)	Corrected Groundwater Elevation (ft amsl)
MW-58	3/4/2024	--	0.59	--	838.78	838.84	838.19
MW-58	6/10/2024	--	1	--	838.78	838.84	837.78
MW-59	3/4/2024	--	0	--	837.46	837.69	837.46
MW-59	6/10/2024	--	0.3	--	837.46	837.69	837.16
MW-60	3/4/2024	--	3.73	--	844.88	841.95	841.15
MW-60	6/10/2024	--	5.68	--	844.88	841.95	839.2
MW-61B	3/4/2024	--	3.14	--	836.98	837.18	833.84
MW-61B	6/10/2024	--	3.24	--	836.98	837.18	833.74
MW-62	3/4/2024	--	0	--	839.27	839.37	839.27
MW-62	6/10/2024	--	1.82	--	839.27	839.37	837.45
MW-63	3/4/2024	--	2.84	--	841.72	841.96	838.88
MW-63	6/10/2024	--	3.83	--	841.72	841.96	837.89
RS-01	3/4/2024	--	DRY	--	849.13	847.95	DRY
RS-02	3/4/2024	--	5.55	--	849.52	848.54	843.97
RS-04	3/4/2024	--	4.88	--	851.47	850.36	846.59
RS-05	3/4/2024	--	7.36	--	848.31	847.14	840.95
RS-06	3/4/2024	--	7.1	--	849.47	848.25	842.37
RS-07	3/4/2024	--	9.69	--	855.08	854.06	845.39
RS-08	3/4/2024	--	9.87	--	854.24	852.65	844.37
RS-09	3/4/2024	--	5.98	--	847.6	846.75	841.62
RS-10	3/4/2024	--	6.46	--	847.42	846.28	840.96
RS-11	3/4/2024	--	6.38	--	847.44	846.35	841.06
RS-12	3/4/2024	--	6.69	--	847.74	846.58	841.05
RS-13	3/4/2024	--	3.37	--	845.98	845.39	842.61
RS-14	3/4/2024	--	3.94	--	845.97	844.66	842.03
RS-15	3/4/2024	--	3.33	--	846.41	845.36	843.08
RS-16	3/4/2024	--	2.63	--	845.44	844.56	842.81
RS-17	3/4/2024	--	1.3	--	844.22	843.29	842.92
RS-18	3/4/2024	--	6.32	--	847.89	846.82	841.57
RS-20	3/4/2024	--	5.25	--	842.69	841.73	837.44
RT-1A	3/4/2024	--	10.35	--	854.06	852.86	843.71
RT-1B	3/4/2024	--	9.78	--	854.15	853.29	844.37

Table 2. Groundwater Elevation and Product Thickness Data

Products (SE) Pipe Line Corporation

Lewis Drive Remediation Site, Belton, South Carolina

Site ID #18693 "Kinder Morgan Belton Pipeline Release"

Location ID	Date	Depth to Product (ft btoc)	Depth to Water (ft btoc)	Product Thickness (ft)	Top of Casing Elevation (ft amsl)	Ground Elevation (ft amsl)	Corrected Groundwater Elevation (ft amsl)
RT-1C	3/4/2024	--	9.75	--	854.55	853.55	844.8
RW-01	3/4/2024	--	9.71	--	851.92	849.49	842.21
RW-02	3/4/2024	--	20.04	--	852.69	850.22	832.65
RW-03	3/4/2024	--	20.86	--	852.34	850.03	831.48
RW-04	3/4/2024	--	27.75	--	853.93	852.15	826.18
RW-05	3/4/2024	--	30.09	--	853.53	850.99	823.44
RW-06	3/4/2024	--	24.03	--	846.21	844.21	822.18
RW-07	3/4/2024	--	20.45	--	843.19	841.01	822.74
RW-08	3/4/2024	--	13.59	--	835.48	833.46	821.89
RW-09	3/4/2024	--	10.91	--	835.12	831.13	824.21
RW-10	3/4/2024	--	9.04	--	848.53	846.76	839.49
RW-11	3/4/2024	--	9.15	--	852.97	851.03	843.82
RW-12	3/4/2024	--	9.87	--	854.49	851.64	844.62
RW-14	3/4/2024	--	8.76	--	827.54	826.25	818.78
RW-15	3/4/2024	--	10.59	--	851.64	849.48	841.05
SW-01	1/11/2024	--	DRY	--		812.39	DRY
SW-01	2/6/2024	--	DRY	--		812.39	DRY
SW-01	3/4/2024	--	DRY	--		812.39	DRY
SW-01	4/9/2024	--	DRY	--		812.39	DRY
SW-01	5/21/2024	--	DRY	--		812.39	DRY
SW-01	6/11/2024	--	DRY	--		812.39	DRY
SW-02	1/11/2024	--	0.98	--		808.36	809.34
SW-02	2/6/2024	--	1	--		808.36	809.36
SW-02	3/4/2024	--	0.98	--		808.36	809.34
SW-02	4/9/2024	--	1.24	--		808.36	809.6
SW-02	6/11/2024	--	1.5	--		808.36	809.86
SW-05	1/11/2024	--	0.28	--		838.69	838.97
SW-05	2/6/2024	--	0.28	--		838.69	839.28
SW-05	3/4/2024	--	0.34	--		838.69	839.03
SW-05	4/9/2024	--	0.38	--		838.69	839.07
SW-05	5/21/2024	--	0.3	--		838.69	838.99
SW-05	6/11/2024	--	DRY	--		838.69	DRY

Table 2. Groundwater Elevation and Product Thickness Data

Products (SE) Pipe Line Corporation

Lewis Drive Remediation Site, Belton, South Carolina

Site ID #18693 "Kinder Morgan Belton Pipeline Release"

Location ID	Date	Depth to Product (ft btoc)	Depth to Water (ft btoc)	Product Thickness (ft)	Top of Casing Elevation (ft amsl)	Ground Elevation (ft amsl)	Corrected Groundwater Elevation (ft amsl)
SW-08	1/11/2024	--	1.14	--		802.14	803.28
SW-08	2/6/2024	--	1.26	--		802.14	803.4
SW-08	3/4/2024	--	1.26	--		802.14	803.4
SW-08	5/21/2024	--	1.14	--		802.14	803.28
SW-08	6/11/2024	--	1.14	--		802.14	803.28
SW-10	1/11/2024	--	0.4	--		776.62	777.02
SW-10	2/6/2024	--	0.48	--		776.62	777.1
SW-10	3/4/2024	--	0.38	--		776.62	777
SW-10	4/9/2024	--	0.3	--		776.62	776.32
SW-10	5/21/2024	--	0.25	--		776.62	776.87
SW-10	6/11/2024	--	0.28	--		776.62	776.9
SW-12	1/11/2024	--	DRY	--		814.77	DRY
SW-12	2/6/2024	--	DRY	--		814.77	DRY
SW-12	3/4/2024	--	DRY	--		814.77	DRY
SW-12	4/9/2024	--	DRY	--		814.77	DRY
SW-12	5/21/2024	--	DRY	--		814.77	DRY
SW-12	6/10/2024	--	DRY	--		814.77	DRY
SW-13	1/11/2024	--	DRY	--		809.48	DRY
SW-13	2/6/2024	--	DRY	--		809.48	DRY
SW-13	3/4/2024	--	DRY	--		809.48	DRY
SW-13	4/22/2024	--	DRY	--		809.48	DRY
SW-13	5/21/2024	--	DRY	--		809.48	DRY
SW-13	6/11/2024	--	DRY	--		809.48	DRY

Notes:

ft = foot/feet

ft amsl = foot/feet above mean sea level

ft btoc = foot/feet below top of casing

ID = identification

NM = not measured

Table 3A. Analytical Results for Surface Water, First Semiannual 2024

Products (SE) Pipe Line Corporation

Lewis Drive Remediation Site, Belton, South Carolina

Site ID #18693 "Kinder Morgan Belton Pipeline Release"

Location	Sample ID	Date Collected	Units	Analyte													
				Benzene		Ethylbenzene		Toluene		m&p-Xylene		o-Xylene		Naphthalene		MTBE	
			Screening Value (µg/L):	2.2	a	530	a	1,000	a	NA	b	NA	b	NA	b	NA	b
SW-01	--	1/11/2024	--	NS-IW		NS-IW		NS-IW		NS-IW		NS-IW		NS-IW		NS-IW	
	--	2/6/2024	--	NS-IW		NS-IW		NS-IW		NS-IW		NS-IW		NS-IW		NS-IW	
	--	3/5/2024	--	NS-IW		NS-IW		NS-IW		NS-IW		NS-IW		NS-IW		NS-IW	
	--	4/9/2024	--	NS-IW		NS-IW		NS-IW		NS-IW		NS-IW		NS-IW		NS-IW	
	--	5/21/2024	--	NS-IW		NS-IW		NS-IW		NS-IW		NS-IW		NS-IW		NS-IW	
	--	6/11/2024	--	NS-IW		NS-IW		NS-IW		NS-IW		NS-IW		NS-IW		NS-IW	
SW-02	SW02-011124	1/11/2024	µg/L	**2.30**		1	U	1	U	2	U	1	U	5	UJ	1	U
	SW02-020624	2/6/2024	µg/L	**6.85**		1	U	1	U	2	U	1	U	5	U	1	U
	SW02-030524	3/5/2024	µg/L	**4.45**		1	U	1	U	2	U	1	U	5	U	1	U
	SW02-040924	4/9/2024	µg/L	**4.87**		1	U	1	U	2	U	1	U	5	U	**1.03**	
	SW02-052124	5/21/2024	µg/L	**4.37**		1	U	1	U	2	U	1	U	5	U	1	U
	SW02-061124	6/11/2024	µg/L	**4.49**		1	U	1	U	2	U	1	U	5	U	**1.32**	
SW-03	SW03-011124	1/11/2024	µg/L	< 1	U	< 1	U	< 1	U	< 2	U	< 1	U	< 5	UJ	< 1	U
	SW03-020624	2/6/2024	µg/L	< 1	U	< 1	U	< 1	U	< 2	U	< 1	U	< 5	U	< 1	U
	SW03-030524	3/5/2024	µg/L	< 1	U	< 1	U	< 1	U	< 2	U	< 1	U	< 5	U	< 1	U
	SW03-040924	4/9/2024	µg/L	< 1	U	< 1	U	< 1	U	< 2	U	< 1	U	< 5	U	< 1	U
	SW03-052124	5/21/2024	µg/L	< 1	U	< 1	U	< 1	U	< 2	U	< 1	U	< 5	U	< 1	U
	SW03-061124	6/11/2024	µg/L	< 1	U	< 1	U	< 1	U	< 2	U	< 1	U	< 5	U	< 1	U
SW-04	SW04-011124	1/11/2024	µg/L	< 1	U	< 1	U	< 1	U	< 2	U	< 1	U	< 5	UJ	< 1	U
	SW04-020624	2/6/2024	µg/L	< 1	U	< 1	U	< 1	U	< 2	U	< 1	U	< 5	U	< 1	U
	SW04-030424	3/4/2024	µg/L	< 1	U	< 1	U	< 1	U	< 2	U	< 1	U	< 5	U	< 1	U
	SW04-040924	4/9/2024	µg/L	< 1	U	< 1	U	< 1	U	< 2	U	< 1	U	< 5	U	< 1	U
	SW04-052124	5/21/2024	µg/L	< 1	U	< 1	U	< 1	U	< 2	U	< 1	U	< 5	U	**1.07**	
	SW04-061124	6/11/2024	µg/L	< 1	U	< 1	U	< 1	U	< 2	U	< 1	U	< 5	U	< 1	U
SW-05	SW05-011124	1/11/2024	µg/L	1	U	1	U	1	U	2	U	1	U	5	UJ	1	U
	SW05-020624	2/6/2024	µg/L	1	U	1	U	1	U	2	U	1	U	5	U	1	U
	SW05-030424	3/4/2024	µg/L	1	U	1	U	1	U	2	U	1	U	5	U	1	U
	SW05-040924	4/9/2024	µg/L	1	U	1	U	1	U	2	U	1	U	5	U	1	U
	SW05-052124	5/21/2024	µg/L	1	U	1	U	1	U	2	U	1	U	5	U	1	U
	--	6/11/2024	--	NS-IW		NS-IW		NS-IW		NS-IW		NS-IW		NS-IW		NS-IW	
SW-07	SW07-011124	1/11/2024	µg/L	1	U	1	U	1	U	2	U	1	U	5	UJ	1	U
	SW07-020624	2/6/2024	µg/L	1	U	1	U	1	U	2	U	1	U	5	U	1	U
	SW07-030424	3/4/2024	µg/L	1	U	1	U	1	U	2	U	1	U	5	U	1	U
	SW07-040924	4/9/2024	µg/L	1	U	1	U	1	U	2	U	1	U	5	U	1	U
	SW07-052124	5/21/2024	µg/L	1	U	1	U	1	U	2	U	1	U	5	U	1	U
	SW07-061124	6/11/2024	µg/L	1	U	1	U	1	U	2	U	1	U	5	U	1	U

Table 3A. Analytical Results for Surface Water, First Semiannual 2024

Products (SE) Pipe Line Corporation

Lewis Drive Remediation Site, Belton, South Carolina

Site ID #18693 "Kinder Morgan Belton Pipeline Release"

Location	Sample ID	Date Collected	Units	Analyte													
				Benzene		Ethylbenzene		Toluene		m&p-Xylene		o-Xylene		Naphthalene		MTBE	
			Screening Value (µg/L):	2.2	[a]	530	[a]	1,000	[a]	NA	[b]	NA	[b]	NA	[b]	NA	[b]
SW-08	SW08-011124	1/11/2024	µg/L	**1.01**		1	U	1	U	2	U	1	U	5	UJ	1	U
	SW08-020624	2/6/2024	µg/L	1	U	1	U	1	U	2	U	1	U	5	U	1	U
	SW08-030424	3/4/2024	µg/L	1	U	1	U	1	U	2	U	1	U	5	U	1	U
	SW08-040924	4/9/2024	µg/L	1	U	1	U	1	U	2	U	1	U	5	U	1	U
	SW08-052124	5/21/2024	µg/L	1	U	1	U	1	U	2	U	1	U	5	U	1	U
	SW08-061124	6/11/2024	µg/L	1	U	1	U	1	U	2	U	1	U	5	U	1	U
SW-09	SW09-011124	1/11/2024	µg/L	1	U	1	U	1	U	2	U	1	U	5	UJ	1	U
	SW09-020624	2/6/2024	µg/L	1	U	1	U	1	U	2	U	1	U	5	U	1	U
	SW09-030524	3/5/2024	µg/L	1	U	1	U	1	U	2	U	1	U	5	U	1	U
	SW09-040924	4/9/2024	µg/L	1	U	1	U	1	U	2	U	1	U	5	U	1	U
	SW09-052124	5/21/2024	µg/L	1	U	1	U	1	U	2	U	1	U	5	U	1	U
	SW09-061124	6/11/2024	µg/L	1	U	1	U	1	U	2	U	1	U	5	U	1	U
SW-10	SW10-011124	1/11/2024	µg/L	1	U	1	U	1	U	2	U	1	U	5	UJ	1	U
	SW10-020624	2/6/2024	µg/L	1	U	1	U	1	U	2	U	1	U	5	U	1	U
	SW10-030524	3/5/2024	µg/L	1	U	1	U	1	U	2	U	1	U	5	U	1	U
	SW10-040924	4/9/2024	µg/L	1	U	1	U	1	U	2	U	1	U	5	U	1	U
	SW10-052124	5/21/2024	µg/L	1	U	1	U	1	U	2	U	1	U	5	U	1	U
	SW10-061124	6/11/2024	µg/L	1	U	1	U	1	U	2	U	1	U	5	U	1	U
SW-11	SW11-011124	1/11/2024	µg/L	1	U	1	U	1	U	2	U	1	U	5	UJ	1	U
	SW11-020624	2/6/2024	µg/L	1	U	1	U	1	U	2	U	1	U	5	U	1	U
	SW11-030524	3/5/2024	µg/L	1	U	1	U	1	U	2	U	1	U	5	U	1	U
	SW11-040924	4/9/2024	µg/L	1	U	1	U	1	U	2	U	1	U	5	U	1	U
	SW11-052124	5/21/2024	µg/L	1	U	1	U	1	U	2	U	1	U	5	U	1	U
	SW11-061124	6/11/2024	µg/L	1	U	1	U	1	U	2	U	1	U	5	U	1	U
SW-12	--	1/11/2024	--	NS-IW		NS-IW		NS-IW		NS-IW		NS-IW		NS-IW		NS-IW	
	--	2/6/2024	--	NS-IW		NS-IW		NS-IW		NS-IW		NS-IW		NS-IW		NS-IW	
	--	3/5/2024	--	NS-IW		NS-IW		NS-IW		NS-IW		NS-IW		NS-IW		NS-IW	
	--	4/9/2024	--	NS-IW		NS-IW		NS-IW		NS-IW		NS-IW		NS-IW		NS-IW	
	--	5/21/2024	--	NS-IW		NS-IW		NS-IW		NS-IW		NS-IW		NS-IW		NS-IW	
	--	6/11/2024	--	NS-IW		NS-IW		NS-IW		NS-IW		NS-IW		NS-IW		NS-IW	
SW-13	--	1/11/2024	--	NS-IW		NS-IW		NS-IW		NS-IW		NS-IW		NS-IW		NS-IW	
	--	2/6/2024	--	NS-IW		NS-IW		NS-IW		NS-IW		NS-IW		NS-IW		NS-IW	
	--	3/5/2024	--	NS-IW		NS-IW		NS-IW		NS-IW		NS-IW		NS-IW		NS-IW	
	--	4/9/2024	--	NS-IW		NS-IW		NS-IW		NS-IW		NS-IW		NS-IW		NS-IW	
	--	5/21/2024	--	NS-IW		NS-IW		NS-IW		NS-IW		NS-IW		NS-IW		NS-IW	
	--	6/11/2024	--	NS-IW		NS-IW		NS-IW		NS-IW		NS-IW		NS-IW		NS-IW	

Table 3A. Analytical Results for Surface Water, First Semiannual 2024

Products (SE) Pipe Line Corporation

Lewis Drive Remediation Site, Belton, South Carolina

Site ID #18693 "Kinder Morgan Belton Pipeline Release"

Location	Sample ID	Date Collected	Units	Analyte													
				Benzene		Ethylbenzene		Toluene		m&p-Xylene		o-Xylene		Naphthalene		MTBE	
			Screening Value (µg/L):	**2.2**	[a]	**530**	[a]	**1,000**	[a]	**NA**	[b]	**NA**	[b]	**NA**	[b]	**NA**	[b]
SW-14	SW14-011124	1/11/2024	µg/L	< 1	U	< 1	U	< 1	U	< 2	U	< 1	U	< 5	UJ	< 1	U
	SW14-020624	2/6/2024	µg/L	< 1	U	< 1	U	< 1	U	< 2	U	< 1	U	< 5	U	< 1	U
	SW14-030524	3/5/2024	µg/L	< 1	U	< 1	U	< 1	U	< 2	U	< 1	U	< 5	U	< 1	U
	SW14-040924	4/9/2024	µg/L	< 1	U	< 1	U	< 1	U	< 2	U	< 1	U	< 5	U	< 1	U
	SW14-052124	5/21/2024	µg/L	< 1	U	< 1	U	< 1	U	< 2	U	< 1	U	< 5	U	**1.15**	
	SW14-061124	6/11/2024	µg/L	< 1	U	< 1	U	< 1	U	< 2	U	< 1	U	< 5	U	< 1	U

Notes:

[a] South Carolina Department of Health and Environmental Control (DHEC) R.61-68, Water Classifications and Standards, Human Health for Consumption of Water and Organism, June 27, 2014.

[b] Screening levels for these analytes are not specified in DHEC R.61-68.

Samples analyzed by U.S. Environmental Protection Agency Methods SW 8260B/8260D.

Bold indicates the analyte was detected above the method detection limit.

Gray shading indicates the analyte exceeded its screening value.

µg/L = microgram(s) per liter

ID = identification

J = estimated value

MTBE = methyl tertiary butyl ether

NS-IW = sample not collected due to insufficient volume at surface water location

SW = surface water

U = analyte was not detected above the reported sample quantitation limit

UJ = analyte was not detected above the reported sample quantitation limit and should be considered estimated

Table 3B. Analytical Results for Surface Water, Historical

Products (SE) Pipe Line Corporation

Lewis Drive Remediation Site, Belton, South Carolina

Site ID #18693 "Kinder Morgan Belton Pipeline Release"

Location	Sample ID	Date Collected	Units	Analyte															
				Benzene		Ethylbenzene		Toluene		m&p-Xylene		o-Xylene		Naphthalene		MTBE	
			Screening Value (µg/L):	2.2	[a]	530	[a]	1,000	[a]	NA	[b]	NA	[b]	NA	[b]	NA	[b]
SW-SEEP	SW-RELEASE-012015	1/20/2015	µg/L	**330**		**490**		**2400**		**2100**		**940**		**140**		**5.7**	**J**
SW-01	SW01-121114	12/11/2014	µg/L	0.5	U	1	U	1	U	2	U	1	U	1	U	1	U
	SW01-022515	2/25/2015	µg/L	5	U[c]	5	U[c]	5	U[c]	10	U	5	U	5	U	--	
	SW01-030215	3/2/2015	µg/L	5	U[c]	5	U[c]	5	U[c]	10	U	5	U	5	U	--	
	SW01-031115	3/11/2015	µg/L	5	U[c]	5	U[c]	5	U[c]	10	U	5	U	5	U	--	
	SW01-031815	3/18/2015	µg/L	5	U[c]	5	U[c]	5	U[c]	10	U	5	U	5	U	--	
	SW01-033115	3/31/2015	µg/L	5	U[c]	5	U[c]	**17.6**		10	U	5	U	5	U	--	
	SW01-042215	4/22/2015	µg/L	5	U[c]	5	U[c]	**14.9**		10	U	5	U	5	U	--	
	SW01-050715	5/7/2015	µg/L	5	U[c]	5	U[c]	**7**		10	U	5	U	5	U	--	
	SW01-051915	5/19/2015	µg/L	5	U[c]	5	U[c]	**8.8**		**10.6**		**6.4**		5	U	--	
	SW01-060315	6/3/2015	µg/L	5	U[c]	5	U[c]	5	U[c]	10	U	5	U	5	U	--	
	SW01-061815	6/18/2015	µg/L	5	U[c]	5	U[c]	5	U[c]	10	U	5	U	5	U	--	
	SW01-071515	7/15/2015	µg/L	5	U[c]	5	U[c]	5	U[c]	10	U	5	U	5	U	--	
	SW01-20150715	7/15/2015	µg/L	5	U[c]	5	U[c]	5	U[c]	10	U	5	U	5	U	--	
	SW01-081315	8/13/2015	µg/L	5	U[c]	5	U[c]	5	U[c]	10	U	5	U	5	U	--	
	SW01-092415	9/24/2015	µg/L	5	U[c]	5	U[c]	5	U[c]	10	U	5	U	5	U	--	
	SW-01-092415	9/24/2015	µg/L	5	U[c]	5	U[c]	5	U[c]	10	U	5	U	5	U	--	
	SW01-102215	10/22/2015	µg/L	1	U	1	U	1	U	2	U	1	U	1	U	--	
	SW01-112415	11/24/2015	µg/L	**7.8**		**1.5**		**13**		**9.3**		**4.6**		1	U	--	
	SW01-122215	12/22/2015	µg/L	**4.6**		1	U	**8.8**		**5.5**		**3.1**		1	U	--	
	SW01-012516	1/25/2016	µg/L	**17.6**		**2.3**		**36**		**11.3**		**6.3**		1	U	--	
	SW01-021816	2/18/2016	µg/L	**23.4**		**3**		**55.6**		**15**		**9.1**		1	U	--	
	SW-01 - 021816	2/18/2016	µg/L	**23.4**		**3**		**55.6**		**15**		**9.1**		1	U	--	
	SW01-031616	3/16/2016	µg/L	**20.1**		**2.4**		**42.3**		**13.3**		**7.6**		1	U	--	
	SW01-042716	4/27/2016	µg/L	**20.8**		1	U	**30.6**		**2.9**		**2**		1	U	--	
	SW01-050916	5/9/2016	µg/L	**16.5**		**1.4**		**16.3**		**7**		**4.8**		1	U	--	
	SW01-062716	6/27/2016	µg/L	**9**		1	U	**3.3**		2	U	1	U	1	U	--	
	SW01-072816	7/28/2016	µg/L	1	U	1	U	1	U	2	U	1	U	1	U	--	
	SW01-081916	8/19/2016	µg/L	1	U	1	U	1	U	2	U	1	U	1	U	--	
	SW01-160819	8/19/2016	µg/L	1	U	1	U	1	U	2	U	1	U	1	U	--	
	SW01-092916	9/29/2016	µg/L	1	U	1	U	1	U	2	U	1	U	1	U	--	
	SW01-103116	10/31/2016	µg/L	1	U	1	U	1	U	2	U	1	U	1	U	--	
	SW01-112816	11/28/2016	µg/L	**5**		1	U	**10.4**		**4.9**		**8.3**		1	U	--	
	SW01-122916	12/29/2016	µg/L	**12.6**		1	U	**22.1**		**11.2**		**13.5**		1	U	--	
	SW01-012017	1/20/2017	µg/L	**1**		1	U	**2.3**		2	U	**3.5**		1	U	--	
	SW01-022817	2/28/2017	µg/L	**18.5**		**1.93**		**37**		**13.8**		**10.2**		5	U	--	
	SW01-031517	3/15/2017	µg/L	**3.02**		1	U	**5.13**		**2.16**		**1.74**		5	U	--	

Table 3B. Analytical Results for Surface Water, Historical

Products (SE) Pipe Line Corporation

Lewis Drive Remediation Site, Belton, South Carolina

Site ID #18693 "Kinder Morgan Belton Pipeline Release"

Location	Sample ID	Date Collected	Units	Analyte													
				Benzene		Ethylbenzene		Toluene		m&p-Xylene		o-Xylene		Naphthalene		MTBE	
			Screening Value (µg/L):	2.2	[a]	530	[a]	1,000	[a]	NA	[b]	NA	[b]	NA	[b]	NA	[b]
	SW01-032117	3/21/2017	µg/L	1	U	1	U	**1.57**		2	U	1	U	5	U	--	
	SW01-033017	3/30/2017	µg/L	1	U	1	U	1	U	2	U	1	U	5	U	--	
	SW01-040517	4/5/2017	µg/L	1	U	1	U	**2.25**		2	U	1	U	5	U	--	
	SW01-050417	5/4/2017	µg/L	1	U	1	U	1	U	2	U	1	U	5	U	--	
	SW01-061317	6/13/2017	µg/L	1	U	1	U	**1.9**		2	U	1	U	5	U	--	
	SW01-071817	7/18/2017	µg/L	1	U	1	U	1	U	2	U	1	U	5	U	--	
	SW01-080217	8/2/2017	µg/L	1	U	1	U	1	U	2	U	1	U	5	U	--	
	SW01-090517	9/5/2017	µg/L	1	U	1	U	1	U	2	U	1	U	5	U	--	
	SW01-120517	12/5/2017	µg/L	**1.5**		1	U	**1.15**		2	U	**2.14**		5	U	--	
	SW01-121417	12/14/2017	µg/L	**4.52**		1	U	**4.52**		**3.48**		**3.2**		5	U	--	
	SW01-010918	1/9/2018	µg/L	1	U	1	U	1	U	2	U	**1.15**		5	U	--	
	SW01-020618	2/6/2018	µg/L	1	U	1	U	1	U	2	U	1	U	5	U	1	U
	SW01-030918	3/9/2018	µg/L	**1.15**		1	U	1	U	2	U	1	U	5	U	1	U
	SW01-040618	4/6/2018	µg/L	1	U	1	U	1	U	2	U	1	U	5	U	**1.1**	
	SW01-050318	5/3/2018	µg/L	1	U	1	U	1	U	2	U	1	U	5	U	1	U
	SW01-060718	6/7/2018	µg/L	1	U	1	U	1	U	2	U	1	U	5	U	**1.43**	
	SW01-071218	7/12/2018	µg/L	1	U	1	U	1	U	2	U	1	U	5	U	**1.09**	
	SW01-091418	9/14/2018	µg/L	1	U	1	U	1	U	2	U	1	U	5	U	**1.51**	
	SW01-120418	12/4/2018	µg/L	1	U	1	U	1	U	2	U	1	U	5	U	1	U
	SW01-021919	2/19/2019	µg/L	1	U	1	U	1	U	2	U	1	U	5	U	1	U
	--	3/7/2019	--	NS-IW		NS-IW		NS-IW		NS-IW		NS-IW		NS-IW		NS-IW	
	SW01-051519	5/15/2019	µg/L	**2.39**		1	U	1	U	2	U	1	U	5	U	**1.56**	
	SW01-060619	6/6/2019	µg/L	1	U	1	U	1	U	2	U	1	U	5	U	**1.93**	
	SW01-071819	7/18/2019	µg/L	1	U	1	U	1	U	2	U	1	U	5	U	**2.3**	
	SW01-082019	8/20/2019	µg/L	1	U	1	U	1	U	2	U	1	U	5	U	**1.31**	
	SW01-091819	9/18/2019	µg/L	1	U	1	U	1	U	2	U	1	U	5	U	1	U
	SW01-102219	10/22/2019	µg/L	1	U	1	U	1	U	2	U	1	U	5	U	**1.71**	
	SW01-110519	11/5/2019	µg/L	1	U	1	U	1	U	2	U	1	U	5	U	**2.09**	
	SW01-122019	12/20/2019	µg/L	**1.25**		1	U	1	U	2	U	1	U	5	U	1	U
	SW01-010820	1/8/2020	µg/L	**1.49**		1	U	1	U	2	U	1	U	5	U	1	U
	--	2/10/2020	--	NS-IW		NS-IW		NS-IW		NS-IW		NS-IW		NS-IW		NS-IW	
	SW01-031220	3/12/2020	µg/L	**7.99**		1	U	**2.04**		2	U	**1.19**		5	U	**1.12**	
	SW01-040220	4/2/2020	µg/L	**6.75**		1	U	**3.2**		**2.32**		**1.69**		5	U	1	U
	SW01-050420	5/4/2020	µg/L	**1.13**		1	U	1	U	2	U	1	U	5	U	1	U
	SW01-060420	6/4/2020	µg/L	1	U	1	U	1	U	2	U	1	U	5	U	1	U
	SW-01-070920	7/9/2020	µg/L	1	U	1	U	1	U	2	U	1	U	5	U	1	U
	SW-01-080620	8/6/2020	µg/L	1	U	1	U	1	U	2	U	1	U	5	U	1	U

Table 3B. Analytical Results for Surface Water, Historical

Products (SE) Pipe Line Corporation

Lewis Drive Remediation Site, Belton, South Carolina

Site ID #18693 "Kinder Morgan Belton Pipeline Release"

Location	Sample ID	Date Collected	Units	Analyte													
				Benzene		Ethylbenzene		Toluene		m&p-Xylene		o-Xylene		Naphthalene		MTBE	
			Screening Value (µg/L):	2.2	[a]	530	[a]	1,000	[a]	NA	[b]	NA	[b]	NA	[b]	NA	[b]
	SW01-080620	8/6/2020	µg/L	1	U	1	U	1	U	2	U	1	U	5	U	1	U
	SW-01-091520	9/15/2020	µg/L	1	U	1	U	1	U	2	U	1	U	5	U	1	U
	SW01-091520	9/15/2020	µg/L	1	U	1	U	1	U	2	U	1	U	5	U	1	U
	SW01-102020	10/20/2020	µg/L	1	U	1	U	1	U	2	U	1	U	5	U	1	U
	SW01-111120	11/11/2020	µg/L	1	U	1	U	**3.71**		2	U	1	U	5	U	1	U
	--	12/17/2020	--	Water level too high.													
	--	1/20/2021	--	Water level too high.													
	--	2/24/2021	--	Water level too high.													
	--	3/24/2021	--	Water level too high.													
	SW01-041521	4/15/2021	µg/L	1	U	1	U	1	U	2	U	1	U	5	U	1	U
	SW01-051821	5/18/2021	µg/L	1	U	1	U	1	U	2	U	1	U	5	U	1	U
	--	6/17/2021	--	Water level too high.													
	--	7/14/2021	--	Water level too high.													
	SW01-082421	8/24/2021	µg/L	1	U	1	U	**3.09**		2	U	1	U	5	U	1	U
	--	9/17/2021	--	Water level too high.													
	SW01-102121	10/21/2021	µg/L	1	U	1	U	1	U	2	U	1	U	5	U	1	U
	SW01-111621	11/16/2021	µg/L	1	UJ	1	U	1	U	2	U	1	U	5	U	1	U
	--	12/20/2021	--	Water level too high.													
	--	1/20/2022	--	Water level too high.													
	--	2/10/2022	--	NS-IW		NS-IW		NS-IW		NS-IW		NS-IW		NS-IW		NS-IW	
	--	3/1/2022	--	NS-IW		NS-IW		NS-IW		NS-IW		NS-IW		NS-IW		NS-IW	
	--	4/20/2022	--	NS-IW		NS-IW		NS-IW		NS-IW		NS-IW		NS-IW		NS-IW	
	--	5/19/2022	--	NS-IW		NS-IW		NS-IW		NS-IW		NS-IW		NS-IW		NS-IW	
	--	6/15/2022	--	NS-IW		NS-IW		NS-IW		NS-IW		NS-IW		NS-IW		NS-IW	
	--	7/19/2022	--	NS-IW		NS-IW		NS-IW		NS-IW		NS-IW		NS-IW		NS-IW	
	--	8/15/2022	--	NS-IW		NS-IW		NS-IW		NS-IW		NS-IW		NS-IW		NS-IW	
	--	9/20/2022	--	NS-IW		NS-IW		NS-IW		NS-IW		NS-IW		NS-IW		NS-IW	
	--	10/20/2022	--	NS-IW		NS-IW		NS-IW		NS-IW		NS-IW		NS-IW		NS-IW	
	--	11/21/2022	--	NS-IW		NS-IW		NS-IW		NS-IW		NS-IW		NS-IW		NS-IW	
	--	12/13/2022	--	NS-IW		NS-IW		NS-IW		NS-IW		NS-IW		NS-IW		NS-IW	
	--	1/18/2023	--	NS-IW		NS-IW		NS-IW		NS-IW		NS-IW		NS-IW		NS-IW	
	--	2/22/2023	--	NS-IW		NS-IW		NS-IW		NS-IW		NS-IW		NS-IW		NS-IW	
	--	3/14/2023	--	NS-IW		NS-IW		NS-IW		NS-IW		NS-IW		NS-IW		NS-IW	
	--	4/19/2023	--	NS-IW		NS-IW		NS-IW		NS-IW		NS-IW		NS-IW		NS-IW	
	--	5/11/2023	--	NS-IW		NS-IW		NS-IW		NS-IW		NS-IW		NS-IW		NS-IW	
	--	6/27/2023	--	NS-IW		NS-IW		NS-IW		NS-IW		NS-IW		NS-IW		NS-IW	
	--	7/18/2023	--	NS-IW		NS-IW		NS-IW		NS-IW		NS-IW		NS-IW		NS-IW	

Table 3B. Analytical Results for Surface Water, Historical

Products (SE) Pipe Line Corporation

Lewis Drive Remediation Site, Belton, South Carolina

Site ID #18693 "Kinder Morgan Belton Pipeline Release"

Location	Sample ID	Date Collected	Units	Analyte															
				Benzene		Ethylbenzene		Toluene		m&p-Xylene		o-Xylene		Naphthalene		MTBE	
			Screening Value (µg/L):	2.2	[a]	530	[a]	1,000	[a]	NA	[b]	NA	[b]	NA	[b]	NA	[b]
	--	8/15/2023	--	NS-IW		NS-IW		NS-IW		NS-IW		NS-IW		NS-IW		NS-IW	
	--	9/12/2023	--	NS-IW		NS-IW		NS-IW		NS-IW		NS-IW		NS-IW		NS-IW	
	--	10/23/2023	--	NS-IW		NS-IW		NS-IW		NS-IW		NS-IW		NS-IW		NS-IW	
	--	11/16/2023	--	NS-IW		NS-IW		NS-IW		NS-IW		NS-IW		NS-IW		NS-IW	
	--	12/18/2023	--	NS-IW		NS-IW		NS-IW		NS-IW		NS-IW		NS-IW		NS-IW	
	--	1/11/2024	--	NS-IW		NS-IW		NS-IW		NS-IW		NS-IW		NS-IW		NS-IW	
	--	2/6/2024	--	NS-IW		NS-IW		NS-IW		NS-IW		NS-IW		NS-IW		NS-IW	
	--	3/5/2024	--	NS-IW		NS-IW		NS-IW		NS-IW		NS-IW		NS-IW		NS-IW	
	--	4/9/2024	--	NS-IW		NS-IW		NS-IW		NS-IW		NS-IW		NS-IW		NS-IW	
	--	5/21/2024	--	NS-IW		NS-IW		NS-IW		NS-IW		NS-IW		NS-IW		NS-IW	
	--	6/11/2024	--	NS-IW		NS-IW		NS-IW		NS-IW		NS-IW		NS-IW		NS-IW	
SW-02	SW02-121114	12/11/2014	µg/L	0.5	U	1	U	1	U	2	U	1	U	1	U	1	U
	SW02-022515	2/25/2015	µg/L	5	U[c]	5	U[c]	5	U[c]	10	U	5	U	5	U	--	
	SW02-030215	3/2/2015	µg/L	5	U[c]	5	U[c]	5	U[c]	10	U	5	U	5	U	--	
	SW02-031115	3/11/2015	µg/L	5	U[c]	5	U[c]	5	U[c]	10	U	5	U	5	U	--	
	SW02-031815	3/18/2015	µg/L	5	U[c]	5	U[c]	5	U[c]	10	U	5	U	5	U	--	
	SW02-033115	3/31/2015	µg/L	5	U[c]	5	U[c]	**6**		10	U	5	U	5	U	--	
	SW02-042215	4/22/2015	µg/L	5	U[c]	5	U[c]	**13**		10	U	5	U	5	U	--	
	SW02-050715	5/7/2015	µg/L	5	U[c]	5	U[c]	5	U[c]	10	U	5	U	5	U	--	
	SW02-051915	5/19/2015	µg/L	5	U[c]	5	U[c]	5	U[c]	10	U	5	U	5	U	--	
	SW02-060315	6/3/2015	µg/L	5	U[c]	5	U[c]	5	U[c]	10	U	5	U	5	U	--	
	SW02-061815	6/18/2015	µg/L	5	U[c]	5	U[c]	5	U[c]	10	U	5	U	5	U	--	
	SW02-071515	7/15/2015	µg/L	5	U[c]	5	U[c]	5	U[c]	10	U	5	U	5	U	--	
	SW02-20150715	7/15/2015	µg/L	5	U[c]	5	U[c]	5	U[c]	10	U	5	U	5	U	--	
	SW02-081315	8/13/2015	µg/L	5	U[c]	5	U[c]	5	U[c]	10	U	5	U	5	U	--	
	SW02-092415	9/24/2015	µg/L	5	U[c]	5	U[c]	5	U[c]	10	U	5	U	5	U	--	
	SW-02-092415	9/24/2015	µg/L	5	U[c]	5	U[c]	5	U[c]	10	U	5	U	5	U	--	
	SW02-102215	10/22/2015	µg/L	1	U	1	U	1	U	2	U	1	U	1	U	--	
	SW02-112415	11/24/2015	µg/L	**6**		**1.3**		**10**		**7.8**		**4**		1	U	--	
	SW02-122215	12/22/2015	µg/L	**4.1**		1	U	**7.6**		**5.1**		**3.1**		1	U	--	
	SW02-012516	1/25/2016	µg/L	**12**		**1.5**		**25**		**8.4**		**4.6**		1	U	--	
	SW02-021816	2/18/2016	µg/L	**15.5**		**1.8**		**35.3**		**10.1**		**5.9**		1	U	--	
	SW-02 - 021816	2/18/2016	µg/L	**15.5**		**1.8**		**35.3**		**10.1**		**5.9**		1	U	--	
	SW02-031616	3/16/2016	µg/L	**8**		**1**		**17.5**		**5.8**		**3.9**		1	U	--	
	SW02-042716	4/27/2016	µg/L	**5.6**		1	U	**7.1**		2	U	1	U	1	U	--	
	SW02-050916	5/9/2016	µg/L	**7.1**		1	U	**4.5**		**2.2**		**1.6**		1	U	--	
	SW02-062716	6/27/2016	µg/L	1	U	1	U	1	U	2	U	1	U	1	U	--	

Table 3B. Analytical Results for Surface Water, Historical

Products (SE) Pipe Line Corporation

Lewis Drive Remediation Site, Belton, South Carolina

Site ID #18693 "Kinder Morgan Belton Pipeline Release"

Location	Sample ID	Date Collected	Units	Analyte													
				Benzene		Ethylbenzene		Toluene		m&p-Xylene		o-Xylene		Naphthalene		MTBE	
			Screening Value (µg/L):	2.2	[a]	530	[a]	1,000	[a]	NA	[b]	NA	[b]	NA	[b]	NA	[b]
	SW02-072816	7/28/2016	µg/L	1	U	1	U	1	U	2	U	1	U	1	U	--	
	SW02-081916	8/19/2016	µg/L	1	U	1	U	1	U	2	U	1	U	1	U	--	
	SW02-160819	8/19/2016	µg/L	1	U	1	U	1	U	2	U	1	U	1	U	--	
	SW02-092916	9/29/2016	µg/L	1	U	1	U	1	U	2	U	1	U	1	U	--	
	SW02-103116	10/31/2016	µg/L	1	U	1	U	1	U	2	U	1	U	1	U	--	
	SW02-112816	11/28/2016	µg/L	**5.4**		1	U	**1.6**		**2.6**		**4.8**		1	U	--	
	SW02-122916	12/29/2016	µg/L	1	U	1	U	1	U	2	U	**1.4**		1	U	--	
	SW02-012017	1/20/2017	µg/L	1	U	1	U	1	U	2	U	1	U	1	U	--	
	SW02-022817	2/28/2017	µg/L	**10.7**		1	U	**11**		**4.14**		**4.23**		5	U	--	
	SW02-031517	3/15/2017	µg/L	**11.4**		1	U	**8.6**		**4.45**		**3.6**		5	U	--	
	SW02-032117	3/21/2017	µg/L	**8.42**		1	U	**2.45**		**2.48**		**2.68**		5	U	--	
	SW02-033017	3/30/2017	µg/L	**2.18**		1	U	1	U	2	U	1	U	5	U	--	
	SW02-040517	4/5/2017	µg/L	**2.87**		1	U	**1.12**		2	U	**1.14**		5	U	--	
	SW02-050417	5/4/2017	µg/L	1	U	1	U	1	U	2	U	1	U	5	U	--	
	SW02-061317	6/13/2017	µg/L	1	U	1	U	1	U	2	U	1	U	5	U	--	
	SW02-071817	7/18/2017	µg/L	1	U	1	U	1	U	2	U	1	U	5	U	--	
	SW02-080217	8/2/2017	µg/L	1	U	1	U	1	U	2	U	1	U	5	U	--	
	SW02-090517	9/5/2017	µg/L	1	U	1	U	1	U	2	U	1	U	5	U	--	
	SW02-120517	12/5/2017	µg/L	**26.6**		**1.8**		**8.39**		**10.2**		**7.17**		5	U	--	
	SW02-121417	12/14/2017	µg/L	**21.1**		**1.53**		**9.4**		**9.74**		**7.32**		5	U	--	
	SW02-010918	1/9/2018	µg/L	**25**		**1.56**		**12.4**		**11**		**8.24**		5	U	--	
	SW02-020618	2/6/2018	µg/L	**6.69**		1	U	**2.65**		**2.75**		**1.87**		5	U	1	U
	SW02-030918	3/9/2018	µg/L	**3.19**		1	U	**1.39**		2	U	**1.11**		5	U	1	U
	SW02-040618	4/6/2018	µg/L	**2.23**		1	U	1	U	2	U	1	U	5	U	**2.13**	
	SW02-050318	5/3/2018	µg/L	1	U	1	U	1	U	2	U	1	U	5	U	**2.25**	
	SW02-060718	6/7/2018	µg/L	1	U	1	U	1	U	2	U	1	U	5	U	**1.92**	
	SW02-071218	7/12/2018	µg/L	1	U	1	U	1	U	2	U	1	U	5	U	**1.15**	
	SW02-091418	9/14/2018	µg/L	1	U	1	U	1	U	2	U	1	U	5	U	**2.94**	
	SW02-120418	12/4/2018	µg/L	**11.9**		1	U	**1.32**		**4.4**		**3.75**		5	U	**2.23**	
	SW02-021919	2/19/2019	µg/L	**19.7**		1	U	**2.67**		**4.6**		**4.44**		5	U	**2.12**	
	SW02-030719	3/7/2019	µg/L	**22.3**		1	U	**3.58**		**4.71**		**4.32**		5	U	**2.46**	
	SW02-040919	4/9/2019	µg/L	**2.8**		1	U	1	U	2	U	1	U	5	U	1	U
	SW02-051519	5/15/2019	µg/L	**3.47**		1	U	1	U	2	U	1	U	5	U	**2.36**	
	SW02-060419	6/4/2019	µg/L	1	U	1	U	1	U	2	U	1	U	5	U	**2.02**	
	SW02-071819	7/18/2019	µg/L	1	U	1	U	1	U	2	U	1	U	5	U	**1.11**	
	SW02-082019	8/20/2019	µg/L	1	U	1	U	1	U	2	U	1	U	5	U	**1.35**	
	SW02-091819	9/18/2019	µg/L	1	U	1	U	1	U	2	U	1	U	5	U	**1.96**	

Table 3B. Analytical Results for Surface Water, Historical

Products (SE) Pipe Line Corporation

Lewis Drive Remediation Site, Belton, South Carolina

Site ID #18693 "Kinder Morgan Belton Pipeline Release"

Location	Sample ID	Date Collected	Units	Analyte													
				Benzene		Ethylbenzene		Toluene		m&p-Xylene		o-Xylene		Naphthalene		MTBE	
			Screening Value (µg/L):	2.2	[a]	530	[a]	1,000	[a]	NA	[b]	NA	[b]	NA	[b]	NA	[b]
	SW02-102219	10/22/2019	µg/L	1	U	1	U	1	U	2	U	1	U	5	U	**2.51**	
	SW02-110519	11/5/2019	µg/L	1	U	1	U	1	U	2	U	1	U	5	U	**4.7**	
	SW02-122019	12/20/2019	µg/L	**9.47**		1	U	1	U	2	U	**2.23**		5	U	**2.68**	
	SW02-010820	1/8/2020	µg/L	**7.25**		1	U	1	U	2	U	1	U	5	U	**1.89**	
	SW02-021020	2/10/2020	µg/L	**23.7**		1	U	**1.92**		**4.6**		**3.03**		5	U	**1.37**	
	SW02-031220	3/12/2020	µg/L	**7.71**		1	U	**1.3**		2	U	**1.38**		5	U	**2.32**	
	SW02-040220	4/2/2020	µg/L	**3.01**		1	U	1	U	2	U	1	U	5	U	**1.31**	
	SW02-050420	5/4/2020	µg/L	**4.35**		1	U	1	U	2	U	1	U	5	U	**1.49**	
	SW02-060420	6/4/2020	µg/L	**6.49**		1	U	1	U	2	U	**1.55**		5	U	**2.22**	
	SW-02-070920	7/9/2020	µg/L	1	U	1	U	1	U	2	U	1	U	5	U	**1.53**	
	SW-02-080620	8/6/2020	µg/L	1	U	1	U	1	U	2	U	1	U	5	U	**1.68**	
	SW02-080620	8/6/2020	µg/L	1	U	1	U	1	U	2	U	1	U	5	U	**1.68**	
	SW-02-091520	9/15/2020	µg/L	**1.22**		1	U	1	U	2	U	1	U	5	U	**2.19**	
	SW02-091520	9/15/2020	µg/L	**1.22**		1	U	1	U	2	U	1	U	5	U	**2.19**	
	SW02-102020	10/20/2020	µg/L	1	U	1	U	1	U	2	U	1	U	5	U	**3.08**	
	SW02-102020-IN	10/20/2020	µg/L	1	U	1	U	1	U	2	U	1	U	5	U	**2.07**	
	SW02-111120	11/11/2020	µg/L	**20.2**		1	U	**1.66**		**2.67**		**6.99**		5	U	**5.1**	
	SW02-121720	12/17/2020	µg/L	**16.1**		1	U	1	U	2	U	**2.81**		5	U	**1.75**	
	SW02-121720-IN	12/17/2020	µg/L	**17.2**		1	U	1	U	2	U	**3.02**		5	U	**2**	
	SW02-012021	1/20/2021	µg/L	**18.2**		1	U	1	U	2	U	**3.13**		5	U	**2.22**	
	SW02-022421	2/24/2021	µg/L	**13.9**		1	U	1	U	2	U	**2.18**		5	U	**1.29**	
	SW02-022421-IN	2/24/2021	µg/L	**12.2**		1	U	1	U	2	U	**1.94**		5	U	**1.22**	
	SW02-032421	3/24/2021	µg/L	**40.7**		1	U	1	U	**2.1**		**5.93**		5	U	**2.68**	
	SW02-041521	4/15/2021	µg/L	1	U	1	U	1	U	2	U	1	U	5	U	**1**	
	SW02-051821	5/18/2021	µg/L	1	U	1	U	1	U	2	U	1	U	5	U	**1.85**	
	SW02-061721	6/17/2021	µg/L	**20.4**		1	U	1	U	2	U	**3.79**		5	U	**2.74**	
	SW02-071421	7/14/2021	µg/L	**6.26**		1	U	1	U	2	U	1	U	5	U	**1.2**	
	SW02-082421	8/24/2021	µg/L	**8.59**		1	U	1	U	2	U	1	U	5	U	**1.54**	
	SW02-092221	9/22/2021	µg/L	**4.54**		1	U	1	U	2	U	1	U	5	U	**2.25**	
	SW02-102121	10/21/2021	µg/L	**5.27**		1	U	1	U	2	U	1	U	5	U	**1.98**	
	SW02-111621	11/16/2021	µg/L	**24.1**	**J**	1	U	1	U	2	U	**2.42**		5	U	**2.02**	
	SW02-122021	12/20/2021	µg/L	**11.1**		1	U	1	U	2	U	1	U	5	U	**1.55**	
	SW02-012022	1/20/2022	µg/L	**18**		1	U	1	U	2	U	**1.71**		5	U	1	U
	SW02-021022	2/10/2022	µg/L	**14.7**		1	U	1	U	**3.51**		**1.44**		5	U	**1.29**	
	--	3/1/2022	--	NS-IW		NS-IW		NS-IW		NS-IW		NS-IW		NS-IW		NS-IW	
	SW02-042022	4/20/2022	µg/L	**12.2**		1	U	1	U	2	U	1	U	5	U	**1.57**	
	SW02-051922	5/19/2022	µg/L	**14.4**		1	U	1	U	2	U	**1.24**		5	U	**3.74**	

Table 3B. Analytical Results for Surface Water, Historical

Products (SE) Pipe Line Corporation

Lewis Drive Remediation Site, Belton, South Carolina

Site ID #18693 "Kinder Morgan Belton Pipeline Release"

Location	Sample ID	Date Collected	Units	Analyte													
				Benzene		Ethylbenzene		Toluene		m&p-Xylene		o-Xylene		Naphthalene		MTBE	
			Screening Value (µg/L):	2.2	[a]	530	[a]	1,000	[a]	NA	[b]	NA	[b]	NA	[b]	NA	[b]
	SW02-061522	6/15/2022	µg/L	1	U	1	U	1	U	2	U	1	U	5	UJ	**4.47**	
	SW02-071922	7/19/2022	µg/L	1	U	1	U	1	U	2	U	1	U	5	U	**3.06**	
	SW02-081522	8/15/2022	µg/L	**4.93**		1	U	1	U	2	U	1	U	5	U	**6.53**	
	SW02-092022	9/20/2022	µg/L	1	U	1	U	1	U	2	U	1	U	5	U	**4.23**	
	SW02-102022	10/20/2022	µg/L	**8.16**		1	U	1	U	2	U	1	U	5	U	**6.06**	
	SW02-112122	11/21/2022	µg/L	**9.37**		1	U	1	U	2	U	1	U	5	U	**4.53**	
	SW02-121322	12/13/2022	µg/L	**5.66**		1	U	1	U	2	U	1	U	5	U	**1.77**	
	SW02-011823	1/18/2023	µg/L	**7.48**		1	U	1	U	2	U	1	U	5	U	**1.39**	
	SW02-022223	2/22/2023	µg/L	**5.93**		1	U	1	U	2	U	1	U	5	U	**1.07**	
	SW02-031423	3/14/2023	µg/L	**6.48**		1	U	1	U	2	U	1	U	5	U	1	U
	SW02-041923	4/19/2023	µg/L	**3.66**		1	U	1	U	2	U	1	U	5	U	1	U
	SW02-051123	5/11/2023	µg/L	**4.58**		1	U	1	U	2	U	1	U	5	U	**1.09**	
	SW02-062723	6/27/2023	µg/L	**2.09**		1	U	1	U	2	U	1	U	5	U	**1.07**	
	SW02-071823	7/18/2023	µg/L	1	U	1	U	1	U	2	U	1	U	5	U	**1.93**	
	SW02-081523	8/15/2023	µg/L	1	U	1	U	1	U	2	U	1	U	5	U	**2.39**	
	SW02-091223	9/12/2023	µg/L	1	U	1	U	1	U	2	U	1	U	5	U	**3.55**	
	SW02-102323	10/23/2023	µg/L	1	U	1	U	1	U	2	U	1	U	5	U	**3.14**	
	SW02-111623	11/16/2023	µg/L	**6.73**		1	U	1	U	2	U	1	U	5	U	**2.40**	**J**
	SW02-121823	12/18/2023	µg/L	**6.85**		1	U	1	U	2	U	1	U	5	U	**2.40**	
	SW02-011124	1/11/2024	µg/L	**2.30**		1	U	1	U	2	U	1	U	5	UJ	1	U
	SW02-020624	2/6/2024	µg/L	**6.85**		1	U	1	U	2	U	1	U	5	U	1	U
	SW02-030524	3/5/2024	µg/L	**4.45**		1	U	1	U	2	U	1	U	5	U	1	U
	SW02-040924	4/9/2024	µg/L	**4.87**		1	U	1	U	2	U	1	U	5	U	**1.03**	
	SW-02-052124	5/21/2024	µg/L	**4.37**		1	U	1	U	2	U	1	U	5	U	1	U
	SW-02-061124	6/11/2024	µg/L	**4.49**		1	U	1	U	2	U	1	U	5	U	**1.32**	
SW-03	SW-UPGRADIENT-012015	1/20/2015	µg/L	0.5	U	1	U	**0.23**	**J**	2	U	1	U	1	U	1	U
	SW03-022515	2/25/2015	µg/L	5	U[c]	5	U[c]	5	U[c]	10	U	5	U	5	U	--	
	SW03-030215	3/2/2015	µg/L	5	U[c]	5	U[c]	5	U[c]	10	U	5	U	5	U	--	
	SW03-031115	3/11/2015	µg/L	5	U[c]	5	U[c]	5	U[c]	10	U	5	U	5	U	--	
	SW03-031815	3/18/2015	µg/L	5	U[c]	5	U[c]	5	U[c]	10	U	5	U	5	U	--	
	SW03-033115	3/31/2015	µg/L	5	U[c]	5	U[c]	5	U[c]	10	U	5	U	5	U	--	
	SW03-042215	4/22/2015	µg/L	5	U[c]	5	U[c]	5	U[c]	10	U	5	U	5	U	--	
	SW03-050715	5/7/2015	µg/L	5	U[c]	5	U[c]	5	U[c]	10	U	5	U	5	U	--	
	SW03-051915	5/19/2015	µg/L	5	U[c]	5	U[c]	5	U[c]	10	U	5	U	5	U	--	
	SW03-060315	6/3/2015	µg/L	5	U[c]	5	U[c]	5	U[c]	10	U	5	U	5	U	--	
	SW03-061815	6/18/2015	µg/L	5	U[c]	5	U[c]	5	U[c]	10	U	5	U	5	U	--	
	SW03-071515	7/15/2015	µg/L	5	U[c]	5	U[c]	5	U[c]	10	U	5	U	5	U	--	

Table 3B. Analytical Results for Surface Water, Historical

Products (SE) Pipe Line Corporation

Lewis Drive Remediation Site, Belton, South Carolina

Site ID #18693 "Kinder Morgan Belton Pipeline Release"

Location	Sample ID	Date Collected	Units	Analyte															
				Benzene		Ethylbenzene		Toluene		m&p-Xylene		o-Xylene		Naphthalene		MTBE	
			Screening Value (µg/L):	2.2	[a]	530	[a]	1,000	[a]	NA	[b]	NA	[b]	NA	[b]	NA	[b]
	SW03-20150715	7/15/2015	µg/L	5	U[c]	5	U[c]	5	U[c]	10	U	5	U	5	U	--	
	SW03-081315	8/13/2015	µg/L	5	U[c]	5	U[c]	5	U[c]	10	U	5	U	5	U	--	
	--	9/24/2015	--	NS-IW		NS-IW		NS-IW		NS-IW		NS-IW		NS-IW		NS-IW	
	SW03-102215	10/22/2015	µg/L	1	U	1	U	1	U	2	U	1	U	1	U	--	
	SW03-112415	11/24/2015	µg/L	1	U	1	U	1	U	2	U	1	U	1	U	--	
	SW03-122215	12/22/2015	µg/L	1	U	1	U	1	U	2	U	1	U	1	U	--	
	SW03-012516	1/25/2016	µg/L	1	U	1	U	1	U	2	U	1	U	1	U	--	
	SW03-021816	2/18/2016	µg/L	1	U	1	U	1	U	2	U	1	U	1	U	--	
	SW-03 - 021816	2/18/2016	µg/L	1	U	1	U	1	U	2	U	1	U	1	U	--	
	SW03-031616	3/16/2016	µg/L	1	U	1	U	1	U	2	U	1	U	1	U	--	
	SW03-042716	4/27/2016	µg/L	1	U	1	U	1	U	2	U	1	U	1	U	--	
	SW03-050916	5/9/2016	µg/L	1	U	1	U	1	U	2	U	1	U	1	U	--	
	SW03-062716	6/27/2016	µg/L	1	U	1	U	1	U	2	U	1	U	1	U	--	
	SW03-072816	7/28/2016	µg/L	1	U	1	U	1	U	2	U	1	U	1	U	--	
	--	8/19/2016	--	NS-IW		NS-IW		NS-IW		NS-IW		NS-IW		NS-IW		NS-IW	
	SW03-092916	9/29/2016	µg/L	1	U	1	U	1	U	2	U	1	U	1	U	--	
	SW03-103116	10/31/2016	µg/L	1	U	1	U	1	U	2	U	1	U	1	U	--	
	SW03-112816	11/28/2016	µg/L	1	U	1	U	1	U	2	U	1	U	1	U	--	
	SW03-122916	12/29/2016	µg/L	1	U	1	U	1	U	2	U	1	U	1	U	--	
	SW03-012017	1/20/2017	µg/L	1	U	1	U	1	U	2	U	1	U	1	U	--	
	SW03-022817	2/28/2017	µg/L	1	U	1	U	1	U	2	U	1	U	5	U	--	
	SW03-031517	3/15/2017	µg/L	1	U	1	U	1	U	2	U	1	U	5	U	--	
	SW03-032117	3/21/2017	µg/L	1	U	1	U	1	U	2	U	1	U	5	U	--	
	SW03-033017	3/30/2017	µg/L	1	U	1	U	1	U	2	U	1	U	5	U	--	
	SW03-040517	4/5/2017	µg/L	1	U	1	U	1	U	2	U	1	U	5	U	--	
	SW03-050417	5/4/2017	µg/L	1	U	1	U	1	U	2	U	1	U	5	U	--	
	SW03-061317	6/13/2017	µg/L	1	U	1	U	1	U	2	U	1	U	5	U	--	
	SW03-071817	7/18/2017	µg/L	1	U	1	U	1	U	2	U	1	U	5	U	--	
	SW03-080217	8/2/2017	µg/L	1	U	1	U	1	U	2	U	1	U	5	U	--	
	SW03-090517	9/5/2017	µg/L	1	U	1	U	1	U	2	U	1	U	5	U	--	
	SW03-120517	12/5/2017	µg/L	1	U	1	U	1	U	2	U	1	U	5	U	--	
	SW03-121417	12/14/2017	µg/L	1	U	1	U	1	U	2	U	1	U	5	U	--	
	--	1/9/2018	--	NS-HS		NS-HS		NS-HS		NS-HS		NS-HS		NS-HS		NS-HS	
	SW03-020618	2/6/2018	µg/L	1	U	1	U	1	U	2	U	1	U	5	U	1	U
	SW03-030918	3/9/2018	µg/L	1	U	1	U	1	U	2	U	1	U	5	U	1	U
	SW03-040618	4/6/2018	µg/L	1	U	1	U	1	U	2	U	1	U	5	U	1	U
	SW03-050318	5/3/2018	µg/L	1	U	1	U	1	U	2	U	1	U	5	U	1	U

Table 3B. Analytical Results for Surface Water, Historical

Products (SE) Pipe Line Corporation

Lewis Drive Remediation Site, Belton, South Carolina

Site ID #18693 "Kinder Morgan Belton Pipeline Release"

Location	Sample ID	Date Collected	Units	Analyte													
				Benzene		Ethylbenzene		Toluene		m&p-Xylene		o-Xylene		Naphthalene		MTBE	
			Screening Value (µg/L):	2.2	[a]	530	[a]	1,000	[a]	NA	[b]	NA	[b]	NA	[b]	NA	[b]
	SW03-060718	6/7/2018	µg/L	1	U	1	U	1	U	2	U	1	U	5	U	1	U
	SW03-071218	7/12/2018	µg/L	1	U	1	U	1	U	2	U	1	U	5	U	1	U
	SW03-091418	9/14/2018	µg/L	1	U	1	U	1	U	2	U	1	U	5	U	1	U
	SW03-120418	12/4/2018	µg/L	1	U	1	U	1	U	2	U	1	U	5	U	1	U
	--	3/7/2019	--	NS-IW		NS-IW		NS-IW		NS-IW		NS-IW		NS-IW		NS-IW	
	SW03-051519	5/15/2019	µg/L	1	U	1	U	1	U	2	U	1	U	5	U	1	U
	--	6/4/2019	--	NS-IW		NS-IW		NS-IW		NS-IW		NS-IW		NS-IW		NS-IW	
	SW03-071819	7/18/2019	µg/L	1	U	1	U	1	U	2	U	1	U	5	U	1	U
	SW03-082019	8/20/2019	µg/L	1	U	1	U	1	U	2	U	1	U	5	U	1	U
	--	9/18/2019	--	NS-IW		NS-IW		NS-IW		NS-IW		NS-IW		NS-IW		NS-IW	
	SW03-102219	10/22/2019	µg/L	1	U	1	U	1	U	2	U	1	U	5	U	1	U
	SW03-110519	11/5/2019	µg/L	1	U	1	U	1	U	2	U	1	U	5	U	1	U
	SW03-122019	12/20/2019	µg/L	1	U	1	U	1	U	2	U	1	U	5	U	1	U
	SW03-010820	1/8/2020	µg/L	1	U	1	U	1	U	2	U	1	U	5	U	1	U
	SW03-021020	2/10/2020	µg/L	1	U	1	U	1	U	2	U	1	U	5	U	1	U
	SW03-031220	3/12/2020	µg/L	1	U	1	U	1	U	2	U	1	U	5	U	1	U
	SW03-040220	4/2/2020	µg/L	1	U	1	U	1	U	2	U	1	U	5	U	1	U
	SW03-050420	5/4/2020	µg/L	1	U	1	U	1	U	2	U	1	U	5	U	1	U
	--	6/4/2020	--	NS-IW		NS-IW		NS-IW		NS-IW		NS-IW		NS-IW		NS-IW	
	SW-03-070920	7/9/2020	µg/L	1	U	1	U	1	U	2	U	1	U	5	U	1	U
	SW-03-080620	8/6/2020	µg/L	1	U	1	U	1	U	2	U	1	U	5	U	1	U
	SW03-080620	8/6/2020	µg/L	1	U	1	U	1	U	2	U	1	U	5	U	1	U
	--	9/15/2020	--	NS-IW		NS-IW		NS-IW		NS-IW		NS-IW		NS-IW		NS-IW	
	--	10/20/2020	--	NS-IW		NS-IW		NS-IW		NS-IW		NS-IW		NS-IW		NS-IW	
	SW03-111120	11/11/2020	µg/L	1	U	1	U	1	U	2	U	1	U	5	U	1	U
	SW03-121720	12/17/2020	µg/L	1	U	1	U	1	U	2	U	1	U	5	U	1	U
	SW03-012021	1/20/2021	µg/L	1	U	1	U	1	U	2	U	1	U	5	U	1	U
	SW03-022421	2/24/2021	µg/L	1	U	1	U	1	U	2	U	1	U	5	U	1	U
	SW03-032421	3/24/2021	µg/L	1	U	1	U	1	U	2	U	1	U	5	U	1	U
	SW03-041521	4/15/2021	µg/L	1	U	1	U	1	U	2	U	1	U	5	U	1	U
	SW03-051821	5/18/2021	µg/L	1	U	1	U	1	U	2	U	1	U	5	U	1	U
	SW03-061721	6/17/2021	µg/L	1	U	1	U	1	U	2	U	1	U	5	U	1	U
	SW03-071421	7/14/2021	µg/L	1	U	1	U	1	U	2	U	1	U	5	U	1	U
	SW03-082421	8/24/2021	µg/L	1	U	1	U	1	U	2	U	1	U	5	U	1	U
	SW03-091721	9/17/2021	µg/L	1	U	1	U	1	U	2	U	1	U	5	U	1	U
	SW03-102121	10/21/2021	µg/L	1	U	1	U	1	U	2	U	1	U	5	U	1	U
	SW03-111621	11/16/2021	µg/L	1	UJ	1	U	1	U	2	U	1	U	5	U	1	U

Table 3B. Analytical Results for Surface Water, Historical

Products (SE) Pipe Line Corporation

Lewis Drive Remediation Site, Belton, South Carolina

Site ID #18693 "Kinder Morgan Belton Pipeline Release"

Location	Sample ID	Date Collected	Units	Analyte													
				Benzene		Ethylbenzene		Toluene		m&p-Xylene		o-Xylene		Naphthalene		MTBE	
			Screening Value (µg/L):	2.2	[a]	530	[a]	1,000	[a]	NA	[b]	NA	[b]	NA	[b]	NA	[b]
	SW03-122021	12/20/2021	µg/L	1	U	1	U	1	U	2	U	1	U	5	U	1	U
	SW03-012022	1/20/2022	µg/L	1	U	1	U	1	U	2	U	1	U	5	U	1	U
	--	2/10/2022	--	NS-IW		NS-IW		NS-IW		NS-IW		NS-IW		NS-IW		NS-IW	
	--	3/1/2022	--	NS-IW		NS-IW		NS-IW		NS-IW		NS-IW		NS-IW		NS-IW	
	SW03-042022	4/20/2022	µg/L	1	U	1	U	1	U	2	U	1	U	5	U	1	U
	--	5/19/2022	--	NS-IW		NS-IW		NS-IW		NS-IW		NS-IW		NS-IW		NS-IW	
	--	6/15/2022	--	NS-IW		NS-IW		NS-IW		NS-IW		NS-IW		NS-IW		NS-IW	
	SW03-071922	7/19/2022	µg/L	1	U	1	U	1	U	2	U	1	U	5	U	1	U
	SW03-081522	8/15/2022	µg/L	1	U	1	U	1	U	2	U	1	U	5	U	1	U
	SW03-092022	9/20/2022	µg/L	1	U	1	U	1	U	2	U	1	U	5	U	1	U
	SW03-102022	10/20/2022	µg/L	1	U	1	U	1	U	2	U	1	U	5	U	1	U
	SW03-112122	11/21/2022	µg/L	1	U	1	U	1	U	2	U	1	U	5	U	1	U
	SW03-121322	12/13/2022	µg/L	1	U	1	U	1	U	2	U	1	U	5	U	1	U
	SW03-011823	1/18/2023	µg/L	1	U	1	U	1	U	2	U	1	U	5	U	1	U
	SW03-022223	2/22/2023	µg/L	1	U	1	U	1	U	2	U	1	U	5	U	1	U
	SW03-031423	3/14/2023	µg/L	1	U	1	U	1	U	2	U	1	U	5	U	1	U
	SW03-041923	4/19/2023	µg/L	1	U	1	U	1	U	2	U	1	U	5	U	1	U
	SW03-051123	5/11/2023	µg/L	1	U	1	U	1	U	2	U	1	U	5	U	1	U
	SW03-062723	6/27/2023	µg/L	1	U	1	U	1	U	2	U	1	U	5	U	1	U
	SW03-071823	7/18/2023	µg/L	1	U	1	U	1	U	2	U	1	U	5	U	1	U
	SW03-081523	8/15/2023	µg/L	1	U	1	U	1	U	2	U	1	U	5	U	1	U
	SW03-091223	9/12/2023	µg/L	1	U	1	U	1	U	2	U	1	U	5	U	1	U
	SW03-102323	10/23/2023	µg/L	1	U	1	U	1	U	2	U	1	U	5	U	1	U
	SW03-111623	11/16/2023	µg/L	1	U	1	U	1	U	2	U	1	U	5	U	1	UJ
	SW03-121823	12/18/2023	µg/L	1	U	1	U	1	U	2	U	1	U	5	U	1	U
	SW03-011124	1/11/2024	µg/L	1	U	1	U	1	U	2	U	1	U	5	UJ	1	U
	SW03-020624	2/6/2024	µg/L	1	U	1	U	1	U	2	U	1	U	5	U	1	U
	SW03-030524	3/5/2024	µg/L	1	U	1	U	1	U	2	U	1	U	5	U	1	U
	SW03-040924	4/9/2024	µg/L	1	U	1	U	1	U	2	U	1	U	5	U	1	U
	SW-03-052124	5/21/2024	ug/L	1	U	1	U	1	U	2	U	1	U	5	U	1	U
	SW-03-061124	6/11/2024	ug/L	1	U	1	U	1	U	2	U	1	U	5	U	1	U
SW-04	SW-DOWNGRADIENT-012015	1/20/2015	µg/L	**95**		**27**		**310**		**110**		**63**		**94**		**2.7**	
	SW04-022515	2/25/2015	µg/L	5	U[c]	5	U[c]	5	U[c]	10	U	5	U	5	U	--	
	SW04-030215	3/2/2015	µg/L	5	U[c]	5	U[c]	5	U[c]	10	U	5	U	5	U	--	
	SW04-031115	3/11/2015	µg/L	5	U[c]	5	U[c]	5	U[c]	10	U	5	U	5	U	--	
	SW04-031815	3/18/2015	µg/L	5	U[c]	5	U[c]	5	U[c]	10	U	5	U	5	U	--	
	SW04-033115	3/31/2015	µg/L	5	U[c]	5	U[c]	5	U[c]	10	U	5	U	5	U	--	

Table 3B. Analytical Results for Surface Water, Historical

Products (SE) Pipe Line Corporation

Lewis Drive Remediation Site, Belton, South Carolina

Site ID #18693 "Kinder Morgan Belton Pipeline Release"

Location	Sample ID	Date Collected	Units	Analyte															
				Benzene		Ethylbenzene		Toluene		m&p-Xylene		o-Xylene		Naphthalene		MTBE	
			Screening Value (µg/L):	2.2	[a]	530	[a]	1,000	[a]	NA	[b]	NA	[b]	NA	[b]	NA	[b]
	SW04-042215	4/22/2015	µg/L	5	U[c]	5	U[c]	5	U[c]	10	U	5	U	5	U	--	
	SW04-050715	5/7/2015	µg/L	5	U[c]	5	U[c]	5	U[c]	10	U	5	U	5	U	--	
	SW04-051915	5/19/2015	µg/L	5	U[c]	5	U[c]	5	U[c]	10	U	5	U	5	U	--	
	SW04-060315	6/3/2015	µg/L	5	U[c]	5	U[c]	5	U[c]	10	U	5	U	5	U	--	
	SW04-061815	6/18/2015	µg/L	5	U[c]	5	U[c]	5	U[c]	10	U	5	U	5	U	--	
	SW04-071515	7/15/2015	µg/L	5	U[c]	5	U[c]	5	U[c]	10	U	5	U	5	U	--	
	SW04-20150715	7/15/2015	µg/L	5	U[c]	5	U[c]	5	U[c]	10	U	5	U	5	U	--	
	SW04-081315	8/13/2015	µg/L	5	U[c]	5	U[c]	5	U[c]	10	U	5	U	5	U	--	
	SW04-092415	9/24/2015	µg/L	5	U[c]	5	U[c]	5	U[c]	10	U	5	U	5	U	--	
	SW-04-092415	9/24/2015	µg/L	5	U[c]	5	U[c]	5	U[c]	10	U	5	U	5	U	--	
	SW04-102215	10/22/2015	µg/L	1	U	1	U	1	U	2	U	1	U	1	U	--	
	SW04-112415	11/24/2015	µg/L	**1.7**		1	U	**2.7**		**2.9**		**1.6**		1	U	--	
	SW04-122215	12/22/2015	µg/L	**3.3**		1	U	**7.3**		**5.2**		**2.7**		1	U	--	
	SW04-012516	1/25/2016	µg/L	**6.9**		1	U	**14**		**4.9**		**2.8**		1	U	--	
	SW04-021816	2/18/2016	µg/L	**10.9**		**1.1**		**25.4**		**7**		**4.3**		1	U	--	
	SW-04 - 021816	2/18/2016	µg/L	**10.9**		**1.1**		**25.4**		**7**		**4.3**		1	U	--	
	SW04-031616	3/16/2016	µg/L	1	U	1	U	**2**		2	U	**1.8**		1	U	--	
	SW04-042716	4/27/2016	µg/L	1	U	1	U	1	U	2	U	1	U	1	U	--	
	SW04-050916	5/9/2016	µg/L	1	U	1	U	1	U	2	U	1	U	1	U	--	
	SW04-062716	6/27/2016	µg/L	1	U	1	U	**1.1**		2	U	1	U	1	U	--	
	SW04-072816	7/28/2016	µg/L	1	U	1	U	**23.5**		2	U	1	U	1	U	--	
	SW04-081916	8/19/2016	µg/L	1	U	1	U	1	U	2	U	1	U	1	U	--	
	SW04-160819	8/19/2016	µg/L	1	U	1	U	1	U	2	U	1	U	1	U	--	
	SW04-092916	9/29/2016	µg/L	1	U	1	U	1	U	2	U	1	U	1	U	--	
	SW04-103116	10/31/2016	µg/L	1	U	1	U	1	U	2	U	1	U	1	U	--	
	SW04-112816	11/28/2016	µg/L	1	U	1	U	1	U	2	U	1	U	1	U	--	
	SW04-122916	12/29/2016	µg/L	1	U	1	U	1	U	2	U	1	U	1	U	--	
	SW04-012017	1/20/2017	µg/L	1	U	1	U	1	U	2	U	1	U	1	U	--	
	SW04-022817	2/28/2017	µg/L	1	U	1	U	**1.13**		2	U	1	U	5	U	--	
	SW04-031517	3/15/2017	µg/L	1	U	1	U	**2.9**		2	U	1	U	5	U	--	
	SW04-032117	3/21/2017	µg/L	1	U	1	U	**3.28**		2	U	1	U	5	U	--	
	SW04-033017	3/30/2017	µg/L	1	U	1	U	**6.15**		2	U	1	U	5	U	--	
	SW04-040517	4/5/2017	µg/L	1	U	1	U	**9.47**		2	U	1	U	5	U	--	
	SW04-050417	5/4/2017	µg/L	1	U	1	U	**13.8**		2	U	1	U	5	U	--	
	SW04-061317	6/13/2017	µg/L	1	U	1	U	**1.37**		2	U	1	U	5	U	--	
	SW04-071817	7/18/2017	µg/L	1	U	1	U	**1.92**		2	U	1	U	5	U	--	
	SW04-080217	8/2/2017	µg/L	1	U	1	U	1	U	2	U	1	U	5	U	--	

Table 3B. Analytical Results for Surface Water, Historical

Products (SE) Pipe Line Corporation

Lewis Drive Remediation Site, Belton, South Carolina

Site ID #18693 "Kinder Morgan Belton Pipeline Release"

Location	Sample ID	Date Collected	Units	Analyte													
				Benzene		Ethylbenzene		Toluene		m&p-Xylene		o-Xylene		Naphthalene		MTBE	
			Screening Value (µg/L):	2.2	[a]	530	[a]	1,000	[a]	NA	[b]	NA	[b]	NA	[b]	NA	[b]
	SW04-090517	9/5/2017	µg/L	1	U	1	U	1	U	2	U	1	U	5	U	--	
	SW04-120517	12/5/2017	µg/L	1	U	1	U	**5.53**		2	U	1	U	5	U	--	
	SW04-121417	12/14/2017	µg/L	1	U	1	U	1	U	2	U	1	U	5	U	--	
	SW04-010918	1/9/2018	µg/L	1	U	1	U	**4.09**		2	U	1	U	5	U	--	
	SW04-020618	2/6/2018	µg/L	**3.04**		1	U	**1.73**		2	U	**1.12**		5	U	1	U
	SW04-030918	3/9/2018	µg/L	1	U	1	U	**1.37**		2	U	1	U	5	U	1	U
	SW04-040618	4/6/2018	µg/L	1	U	1	U	1	U	2	U	1	U	5	U	1	U
	SW04-050318	5/3/2018	µg/L	1	U	1	U	1	U	2	U	1	U	5	U	**1.2**	
	SW04-060718	6/7/2018	µg/L	1	U	1	U	1	U	2	U	1	U	5	U	**1.31**	
	SW04-071218	7/12/2018	µg/L	1	U	1	U	1	U	2	U	1	U	5	U	1	U
	SW04-091418	9/14/2018	µg/L	1	U	1	U	1	U	2	U	1	U	5	U	**1.13**	
	SW04-120418	12/4/2018	µg/L	1	U	1	U	1	U	2	U	1	U	5	U	1	U
	SW04-021919	2/19/2019	µg/L	**1.47**		1	U	1	U	2	U	1	U	5	U	1	U
	SW04-030719	3/7/2019	µg/L	**3.11**		1	U	1	U	2	U	1	U	5	U	1	U
	SW04-051519	5/15/2019	µg/L	1	U	1	U	1	U	2	U	1	U	5	U	**1.27**	
	SW04-060419	6/4/2019	µg/L	1	U	1	U	1	U	2	U	1	U	5	U	**1.36**	
	SW04-071819	7/18/2019	µg/L	1	U	1	U	1	U	2	U	1	U	5	U	**1.12**	
	SW04-082019	8/20/2019	µg/L	1	U	1	U	1	U	2	U	1	U	5	U	1	U
	SW04-091819	9/18/2019	µg/L	1	U	1	U	1	U	2	U	1	U	5	U	1	U
	SW04-102219	10/22/2019	µg/L	1	U	1	U	1	U	2	U	1	U	5	U	**1.56**	
	SW04-110519	11/5/2019	µg/L	1	U	1	U	1	U	2	U	1	U	5	U	**1.71**	
	SW04-122019	12/20/2019	µg/L	1	U	1	U	1	U	2	U	1	U	5	U	**1.06**	
	SW04-010820	1/8/2020	µg/L	1	U	1	U	1	U	2	U	1	U	5	U	1	U
	SW04-021020	2/10/2020	µg/L	1	U	1	U	1	U	2	U	1	U	5	U	1	U
	SW04-031220	3/12/2020	µg/L	**5.97**		1	U	**1.09**		2	U	**1.09**		5	U	**2.05**	
	SW04-040220	4/2/2020	µg/L	1	U	1	U	1	U	2	U	1	U	5	U	1	U
	SW04-050420	5/4/2020	µg/L	1	U	1	U	1	U	2	U	1	U	5	U	**1.49**	
	SW04-060420	6/4/2020	µg/L	**1.79**		1	U	1	U	2	U	1	U	5	U	**1.58**	
	SW-04-070920	7/9/2020	µg/L	1	U	1	U	1	U	2	U	1	U	5	U	**1.29**	
	SW-04-080620	8/6/2020	µg/L	1	U	1	U	1	U	2	U	1	U	5	U	**1.47**	
	SW04-080620	8/6/2020	µg/L	1	U	1	U	1	U	2	U	1	U	5	U	**1.47**	
	SW-04-091520	9/15/2020	µg/L	1	U	1	U	1	U	2	U	1	U	5	U	**1.82**	
	SW04-091520	9/15/2020	µg/L	1	U	1	U	1	U	2	U	1	U	5	U	**1.82**	
	SW04-102020	10/20/2020	µg/L	1	U	1	U	1	U	2	U	1	U	5	U	**2.31**	
	SW04-111120	11/11/2020	µg/L	1	U	1	U	1	U	2	U	1	U	5	U	**1.06**	
	SW04-121720	12/17/2020	µg/L	1	U	1	U	1	U	2	U	1	U	5	U	1	U
	SW04-012021	1/20/2021	µg/L	**8.39**		1	U	1	U	2	U	**1.72**		5	U	**1.78**	

Table 3B. Analytical Results for Surface Water, Historical

Products (SE) Pipe Line Corporation

Lewis Drive Remediation Site, Belton, South Carolina

Site ID #18693 "Kinder Morgan Belton Pipeline Release"

Location	Sample ID	Date Collected	Units	Analyte													
				Benzene		Ethylbenzene		Toluene		m&p-Xylene		o-Xylene		Naphthalene		MTBE	
			Screening Value (µg/L):	2.2	[a]	530	[a]	1,000	[a]	NA	[b]	NA	[b]	NA	[b]	NA	[b]
	SW04-022421	2/24/2021	µg/L	1	U	1	U	1	U	2	U	1	U	5	U	1	U
	SW04-032421	3/24/2021	µg/L	**1.74**		1	U	1	U	2	U	1	U	5	U	**1.16**	
	SW04-041521	4/15/2021	µg/L	1	U	1	U	1	U	2	U	1	U	5	U	1	U
	SW04-051821	5/18/2021	µg/L	1	U	1	U	1	U	2	U	1	U	5	U	**1.46**	
	SW04-061721	6/17/2021	µg/L	1	U	1	U	1	U	2	U	1	U	5	U	**1.45**	
	SW04-071421	7/14/2021	µg/L	1	U	1	U	1	U	2	U	1	U	5	U	1	U
	SW04-082421	8/24/2021	µg/L	1	U	1	U	1	U	2	U	1	U	5	U	1	U
	SW04-092221	9/22/2021	µg/L	1	U	1	U	1	U	2	U	1	U	5	U	**2.12**	
	SW04-102121	10/21/2021	µg/L	**9.47**		1	U	1	U	2	U	**1.17**		5	U	**2.07**	
	SW04-111621	11/16/2021	µg/L	1	UJ	1	U	1	U	2	U	1	U	5	U	**1.03**	
	SW04-122021	12/20/2021	µg/L	**2.14**		1	U	1	U	2	U	1	U	5	U	**1.04**	
	SW04-012022	1/20/2022	µg/L	**1.07**		1	U	1	U	2	U	1	U	5	U	1	U
	SW04-021022	2/10/2022	µg/L	**1.63**		1	U	1	U	2	U	1	U	5	U	1	U
	--	3/1/2022	--	NS-IW		NS-IW		NS-IW		NS-IW		NS-IW		NS-IW		NS-IW	
	--	4/20/2022	--	NS-IW		NS-IW		NS-IW		NS-IW		NS-IW		NS-IW		NS-IW	
	SW04-051922	5/19/2022	µg/L	1	U	1	U	1	U	2	U	1	U	5	U	**1.95**	
	--	6/15/2022	--	NS-IW		NS-IW		NS-IW		NS-IW		NS-IW		NS-IW		NS-IW	
	--	7/19/2022	--	NS-IW		NS-IW		NS-IW		NS-IW		NS-IW		NS-IW		NS-IW	
	--	8/15/2022	--	NS-IW		NS-IW		NS-IW		NS-IW		NS-IW		NS-IW		NS-IW	
	--	9/20/2022	--	NS-IW		NS-IW		NS-IW		NS-IW		NS-IW		NS-IW		NS-IW	
	--	10/20/2022	--	NS-IW		NS-IW		NS-IW		NS-IW		NS-IW		NS-IW		NS-IW	
	SW04-112122	11/21/2022	µg/L	1	U	1	U	1	U	2	U	1	U	5	U	**1.93**	
	SW04-121322	12/13/2022	µg/L	1	U	1	U	1	U	2	U	1	U	5	U	1	U
	SW04-011823	1/18/2023	µg/L	1	U	1	U	1	U	2	U	1	U	5	U	1	U
	SW04-022223	2/22/2023	µg/L	1	U	1	U	1	U	2	U	1	U	5	U	1	U
	SW04-031423	3/14/2023	µg/L	1	U	1	U	1	U	2	U	1	U	5	U	1	U
	SW04-041923	4/19/2023	µg/L	1	U	1	U	1	U	2	U	1	U	5	U	1	U
	SW04-051123	5/11/2023	µg/L	1	U	1	U	1	U	2	U	1	U	5	U	1	U
	SW04-062723	6/27/2023	µg/L	1	U	1	U	1	U	2	U	1	U	5	U	1	U
	--	7/18/2023	--	NS-IW		NS-IW		NS-IW		NS-IW		NS-IW		NS-IW		NS-IW	
	SW04-081523	8/15/2023	µg/L	1	U	1	U	1	U	2	U	1	U	5	U	1	U
	SW04-091223	9/12/2023	µg/L	1	U	1	U	1	U	2	U	1	U	5	U	1	U
	SW04-102323	10/23/2023	µg/L	1	U	1	U	1	U	2	U	1	U	5	U	**1.11**	
	SW04-111623	11/16/2023	µg/L	1	U	1	U	1	U	2	U	1	U	5	U	1	UJ
	SW04-121823	12/18/2023	µg/L	1	U	1	U	1	U	2	U	1	U	5	U	**1.15**	
	SW04-011124	1/11/2024	µg/L	1	U	1	U	1	U	2	U	1	U	5	UJ	1	U
	SW04-020624	2/6/2024	µg/L	1	U	1	U	1	U	2	U	1	U	5	U	1	U

Table 3B. Analytical Results for Surface Water, Historical

Products (SE) Pipe Line Corporation

Lewis Drive Remediation Site, Belton, South Carolina

Site ID #18693 "Kinder Morgan Belton Pipeline Release"

Location	Sample ID	Date Collected	Units	Analyte													
				Benzene		Ethylbenzene		Toluene		m&p-Xylene		o-Xylene		Naphthalene		MTBE	
			Screening Value (µg/L):	2.2	[a]	530	[a]	1,000	[a]	NA	[b]	NA	[b]	NA	[b]	NA	[b]
	SW04-030524	3/5/2024	µg/L	1	U	1	U	1	U	2	U	1	U	5	U	1	U
	SW04-040924	4/9/2024	µg/L	1	U	1	U	1	U	2	U	1	U	5	U	1	U
	SW-04-052124	5/21/2024	ug/L	1	U	1	U	1	U	2	U	1	U	5	U	**1.07**	
	SW-04-061124	6/11/2024	ug/L	1	U	1	U	1	U	2	U	1	U	5	U	1	U
SW-05	SW05-022515	2/25/2015	µg/L	5	U[c]	5	U[c]	5	U[c]	10	U	5	U	5	U	--	
	SW05-030215	3/2/2015	µg/L	5	U[c]	5	U[c]	5	U[c]	10	U	5	U	5	U	--	
	SW05-031115	3/11/2015	µg/L	5	U[c]	5	U[c]	5	U[c]	10	U	5	U	5	U	--	
	SW05-031815	3/18/2015	µg/L	5	U[c]	5	U[c]	5	U[c]	10	U	5	U	5	U	--	
	SW05-033115	3/31/2015	µg/L	5	U[c]	5	U[c]	5	U[c]	10	U	5	U	5	U	--	
	SW05-042215	4/22/2015	µg/L	5	U[c]	5	U[c]	5	U[c]	10	U	5	U	5	U	--	
	SW05-050715	5/7/2015	µg/L	5	U[c]	5	U[c]	5	U[c]	10	U	5	U	5	U	--	
	--	5/19/2015	--	NS-IW		NS-IW		NS-IW		NS-IW		NS-IW		NS-IW		NS-IW	
	--	6/3/2015	--	NS-IW		NS-IW		NS-IW		NS-IW		NS-IW		NS-IW		NS-IW	
	--	6/18/2015	--	NS-IW		NS-IW		NS-IW		NS-IW		NS-IW		NS-IW		NS-IW	
	--	7/15/2015	--	NS-IW		NS-IW		NS-IW		NS-IW		NS-IW		NS-IW		NS-IW	
	--	8/13/2015	--	NS-IW		NS-IW		NS-IW		NS-IW		NS-IW		NS-IW		NS-IW	
	--	9/24/2015	--	NS-IW		NS-IW		NS-IW		NS-IW		NS-IW		NS-IW		NS-IW	
	--	10/22/2015	--	NS-IW		NS-IW		NS-IW		NS-IW		NS-IW		NS-IW		NS-IW	
	SW05-112415	11/24/2015	µg/L	1	U	1	U	1	U	2	U	1	U	1	U	--	
	SW05-122215	12/22/2015	µg/L	1	U	1	U	1	U	2	U	1	U	1	U	--	
	SW05-012516	1/25/2016	µg/L	1	U	1	U	1	U	2	U	1	U	1	U	--	
	SW05-021816	2/18/2016	µg/L	1	U	1	U	1	U	2	U	1	U	1	U	--	
	SW-05 - 021816	2/18/2016	µg/L	1	U	1	U	1	U	2	U	1	U	1	U	--	
	SW05-031616	3/16/2016	µg/L	1	U	1	U	1	U	2	U	1	U	1	U	--	
	--	4/27/2016	--	NS-IW		NS-IW		NS-IW		NS-IW		NS-IW		NS-IW		NS-IW	
	--	5/9/2016	--	NS-IW		NS-IW		NS-IW		NS-IW		NS-IW		NS-IW		NS-IW	
	--	6/27/2016	--	NS-IW		NS-IW		NS-IW		NS-IW		NS-IW		NS-IW		NS-IW	
	--	7/28/2016	--	NS-IW		NS-IW		NS-IW		NS-IW		NS-IW		NS-IW		NS-IW	
	--	8/19/2016	--	NS-IW		NS-IW		NS-IW		NS-IW		NS-IW		NS-IW		NS-IW	
	--	9/29/2016	--	NS-IW		NS-IW		NS-IW		NS-IW		NS-IW		NS-IW		NS-IW	
	--	10/31/2016	--	NS-IW		NS-IW		NS-IW		NS-IW		NS-IW		NS-IW		NS-IW	
	--	11/28/2016	--	NS-IW		NS-IW		NS-IW		NS-IW		NS-IW		NS-IW		NS-IW	
	--	12/29/2016	--	NS-IW		NS-IW		NS-IW		NS-IW		NS-IW		NS-IW		NS-IW	
	--	1/20/2017	--	NS-IW		NS-IW		NS-IW		NS-IW		NS-IW		NS-IW		NS-IW	
	--	2/28/2017	--	NS-IW		NS-IW		NS-IW		NS-IW		NS-IW		NS-IW		NS-IW	
	--	3/15/2017	--	NS-IW		NS-IW		NS-IW		NS-IW		NS-IW		NS-IW		NS-IW	
	--	3/21/2017	--	NS-IW		NS-IW		NS-IW		NS-IW		NS-IW		NS-IW		NS-IW	

Table 3B. Analytical Results for Surface Water, Historical

Products (SE) Pipe Line Corporation

Lewis Drive Remediation Site, Belton, South Carolina

Site ID #18693 "Kinder Morgan Belton Pipeline Release"

Location	Sample ID	Date Collected	Units	Analyte													
				Benzene		Ethylbenzene		Toluene		m&p-Xylene		o-Xylene		Naphthalene		MTBE	
			Screening Value (µg/L):	2.2	[a]	530	[a]	1,000	[a]	NA	[b]	NA	[b]	NA	[b]	NA	[b]
	--	3/30/2017	--	NS-IW		NS-IW		NS-IW		NS-IW		NS-IW		NS-IW		NS-IW	
	--	4/5/2017	--	NS-IW		NS-IW		NS-IW		NS-IW		NS-IW		NS-IW		NS-IW	
	--	5/4/2017	--	NS-IW		NS-IW		NS-IW		NS-IW		NS-IW		NS-IW		NS-IW	
	--	6/13/2017	--	NS-IW		NS-IW		NS-IW		NS-IW		NS-IW		NS-IW		NS-IW	
	--	7/18/2017	--	NS-IW		NS-IW		NS-IW		NS-IW		NS-IW		NS-IW		NS-IW	
	--	8/2/2017	--	NS-IW		NS-IW		NS-IW		NS-IW		NS-IW		NS-IW		NS-IW	
	--	9/5/2017	--	NS-IW		NS-IW		NS-IW		NS-IW		NS-IW		NS-IW		NS-IW	
	--	12/5/2017	--	NS-IW		NS-IW		NS-IW		NS-IW		NS-IW		NS-IW		NS-IW	
	--	12/14/2017	--	NS-IW		NS-IW		NS-IW		NS-IW		NS-IW		NS-IW		NS-IW	
	--	1/9/2018	--	NS-IW		NS-IW		NS-IW		NS-IW		NS-IW		NS-IW		NS-IW	
	SW05-020618	2/6/2018	µg/L	1	U	1	U	1	U	2	U	1	U	5	U	1	U
	SW05-030918	3/9/2018	µg/L	1	U	1	U	1	U	2	U	1	U	5	U	1	U
	--	4/6/2018	--	NS-IW		NS-IW		NS-IW		NS-IW		NS-IW		NS-IW		NS-IW	
	SW05-050318	5/3/2018	µg/L	1	U	1	U	1	U	2	U	1	U	5	U	1	U
	--	6/7/2018	--	NS-IW		NS-IW		NS-IW		NS-IW		NS-IW		NS-IW		NS-IW	
	--	7/12/2018	--	NS-IW		NS-IW		NS-IW		NS-IW		NS-IW		NS-IW		NS-IW	
	--	9/14/2018	--	NS-IW		NS-IW		NS-IW		NS-IW		NS-IW		NS-IW		NS-IW	
	SW05-120418	12/4/2018	µg/L	1	U	1	U	1	U	2	U	1	U	5	U	1	U
	SW05-021919	2/19/2019	µg/L	1	U	1	U	1	U	2	U	1	U	5	U	1	U
	SW05-030719	3/7/2019	µg/L	1	U	1	U	1	U	2	U	1	U	5	U	1	U
	SW05-051519	5/15/2019	µg/L	1	U	1	U	1	U	2	U	1	U	5	U	1	U
	--	6/4/2019	--	NS-IW		NS-IW		NS-IW		NS-IW		NS-IW		NS-IW		NS-IW	
	--	7/18/2019	--	NS-IW		NS-IW		NS-IW		NS-IW		NS-IW		NS-IW		NS-IW	
	--	8/20/2019	--	NS-IW		NS-IW		NS-IW		NS-IW		NS-IW		NS-IW		NS-IW	
	--	9/18/2019	--	NS-IW		NS-IW		NS-IW		NS-IW		NS-IW		NS-IW		NS-IW	
	--	10/22/2019	--	NS-IW		NS-IW		NS-IW		NS-IW		NS-IW		NS-IW		NS-IW	
	--	11/5/2019	--	NS-IW		NS-IW		NS-IW		NS-IW		NS-IW		NS-IW		NS-IW	
	--	12/20/2019	--	NS-IW		NS-IW		NS-IW		NS-IW		NS-IW		NS-IW		NS-IW	
	SW05-010820	1/8/2020	µg/L	1	U	1	U	1	U	2	U	1	U	5	U	1	U
	SW05-021020	2/10/2020	µg/L	1	U	1	U	1	U	2	U	1	U	5	U	1	U
	SW05-031220	3/12/2020	µg/L	1	U	1	U	1	U	2	U	1	U	5	U	1	U
	SW05-040220	4/2/2020	µg/L	1	U	1	U	1	U	2	U	1	U	5	U	1	U
	SW05-050420	5/4/2020	µg/L	1	U	1	U	1	U	2	U	1	U	5	U	1	U
	SW05-060420	6/4/2020	µg/L	1	U	1	U	1	U	2	U	1	U	5	U	1	U
	SW-05-070920	7/9/2020	µg/L	1	U	1	U	1	U	2	U	1	U	5	U	1	U
	--	8/6/2020	--	NS-IW		NS-IW		NS-IW		NS-IW		NS-IW		NS-IW		NS-IW	
	--	9/15/2020	--	NS-IW		NS-IW		NS-IW		NS-IW		NS-IW		NS-IW		NS-IW	

Table 3B. Analytical Results for Surface Water, Historical

Products (SE) Pipe Line Corporation

Lewis Drive Remediation Site, Belton, South Carolina

Site ID #18693 "Kinder Morgan Belton Pipeline Release"

Location	Sample ID	Date Collected	Units	Analyte													
				Benzene		Ethylbenzene		Toluene		m&p-Xylene		o-Xylene		Naphthalene		MTBE	
			Screening Value (µg/L):	2.2	[a]	530	[a]	1,000	[a]	NA	[b]	NA	[b]	NA	[b]	NA	[b]
	--	10/20/2020	--	NS-IW		NS-IW		NS-IW		NS-IW		NS-IW		NS-IW		NS-IW	
	--	11/11/2020	--	NS-IW		NS-IW		NS-IW		NS-IW		NS-IW		NS-IW		NS-IW	
	SW05-121720	12/17/2020	µg/L	1	U	1	U	1	U	2	U	1	U	5	U	1	U
	SW05-012021	1/20/2021	µg/L	1	U	1	U	1	U	2	U	1	U	5	U	1	U
	SW05-022421	2/24/2021	µg/L	1	U	1	U	1	U	2	U	1	U	5	U	1	U
	SW05-032421	3/24/2021	µg/L	1	U	1	U	1	U	2	U	1	U	5	U	1	U
	SW05-041521	4/15/2021	µg/L	1	U	1	U	1	U	2	U	1	U	5	U	1	U
	--	5/18/2021	--	NS-IW		NS-IW		NS-IW		NS-IW		NS-IW		NS-IW		NS-IW	
	--	6/17/2021	--	NS-IW		NS-IW		NS-IW		NS-IW		NS-IW		NS-IW		NS-IW	
	--	7/14/2021	--	NS-IW		NS-IW		NS-IW		NS-IW		NS-IW		NS-IW		NS-IW	
	--	8/24/2021	--	NS-IW		NS-IW		NS-IW		NS-IW		NS-IW		NS-IW		NS-IW	
	--	9/22/2021	--	NS-IW		NS-IW		NS-IW		NS-IW		NS-IW		NS-IW		NS-IW	
	--	10/21/2021	--	NS-IW		NS-IW		NS-IW		NS-IW		NS-IW		NS-IW		NS-IW	
	--	11/16/2021	--	NS-IW		NS-IW		NS-IW		NS-IW		NS-IW		NS-IW		NS-IW	
	--	12/20/2021	--	NS-IW		NS-IW		NS-IW		NS-IW		NS-IW		NS-IW		NS-IW	
	SW05-012022	1/20/2022	µg/L	1	U	1	U	1	U	2	U	1	U	5	U	1	U
	SW05-021022	2/10/2022	µg/L	1	U	1	U	1	U	2	U	1	U	5	U	1	U
	SW05-030122	3/1/2022	µg/L	1	U	1	U	1	U	2	U	1	U	5	U	1	U
	SW05-042022	4/20/2022	µg/L	1	U	1	U	1	U	2	U	1	U	5	U	1	U
	--	5/19/2022	--	NS-IW		NS-IW		NS-IW		NS-IW		NS-IW		NS-IW		NS-IW	
	--	6/15/2022	--	NS-IW		NS-IW		NS-IW		NS-IW		NS-IW		NS-IW		NS-IW	
	--	7/19/2022	--	NS-IW		NS-IW		NS-IW		NS-IW		NS-IW		NS-IW		NS-IW	
	--	8/15/2022	--	NS-IW		NS-IW		NS-IW		NS-IW		NS-IW		NS-IW		NS-IW	
	--	9/20/2022	--	NS-IW		NS-IW		NS-IW		NS-IW		NS-IW		NS-IW		NS-IW	
	--	10/20/2022	--	NS-IW		NS-IW		NS-IW		NS-IW		NS-IW		NS-IW		NS-IW	
	--	11/21/2022	--	NS-IW		NS-IW		NS-IW		NS-IW		NS-IW		NS-IW		NS-IW	
	--	12/13/2022	--	NS-IW		NS-IW		NS-IW		NS-IW		NS-IW		NS-IW		NS-IW	
	SW05-011823	1/18/2023	µg/L	1	U	1	U	1	U	2	U	1	U	5	U	1	U
	SW05-022223	2/22/2023	µg/L	1	U	1	U	1	U	2	U	1	U	5	U	1	U
	SW05-031423	3/14/2023	µg/L	1	U	1	U	1	U	2	U	1	U	5	U	1	U
	SW05-041923	4/19/2023	µg/L	1	U	1	U	1	U	2	U	1	U	5	U	1	U
	SW05-051123	5/11/2023	µg/L	1	U	1	U	1	U	2	U	1	U	5	U	1	U
	SW05-062723	6/27/2023	µg/L	1	U	1	U	1	U	2	U	1	U	5	U	1	U
	--	7/18/2023	--	NS-IW		NS-IW		NS-IW		NS-IW		NS-IW		NS-IW		NS-IW	
	--	8/15/2023	--	NS-IW		NS-IW		NS-IW		NS-IW		NS-IW		NS-IW		NS-IW	
	--	9/12/2023	--	NS-IW		NS-IW		NS-IW		NS-IW		NS-IW		NS-IW		NS-IW	
	--	10/23/2023	--	NS-IW		NS-IW		NS-IW		NS-IW		NS-IW		NS-IW		NS-IW	

Table 3B. Analytical Results for Surface Water, Historical

Products (SE) Pipe Line Corporation

Lewis Drive Remediation Site, Belton, South Carolina

Site ID #18693 "Kinder Morgan Belton Pipeline Release"

Location	Sample ID	Date Collected	Units	Analyte													
				Benzene		Ethylbenzene		Toluene		m&p-Xylene		o-Xylene		Naphthalene		MTBE	
			Screening Value (µg/L):	2.2	[a]	530	[a]	1,000	[a]	NA	[b]	NA	[b]	NA	[b]	NA	[b]
	--	11/16/2023	--	NS-IW		NS-IW		NS-IW		NS-IW		NS-IW		NS-IW		NS-IW	
	--	12/18/2023	--	NS-IW		NS-IW		NS-IW		NS-IW		NS-IW		NS-IW		NS-IW	
	SW05-011124	1/11/2024	µg/L	1	U	1	U	1	U	2	U	1	U	5	UJ	1	U
	SW05-020624	2/6/2024	µg/L	1	U	1	U	1	U	2	U	1	U	5	U	1	U
	SW05-030524	3/5/2024	µg/L	1	U	1	U	1	U	2	U	1	U	5	U	1	U
	SW05-040924	4/9/2024	µg/L	1	U	1	U	1	U	2	U	1	U	5	U	1	U
	SW-05-052124	5/21/2024	ug/L	1	U	1	U	1	U	2	U	1	U	5	U	1	U
	--	6/11/2024	--	NS-IW		NS-IW		NS-IW		NS-IW		NS-IW		NS-IW		NS-IW	
SW-06	SW06-022515	2/25/2015	µg/L	5	U[c]	5	U[c]	5	U[c]	10	U	5	U	5	U	--	
	SW06-030215	3/2/2015	µg/L	5	U[c]	5	U[c]	5	U[c]	10	U	5	U	5	U	--	
	SW06-031115	3/11/2015	µg/L	5	U[c]	5	U[c]	5	U[c]	10	U	5	U	5	U	--	
	SW06-031815	3/18/2015	µg/L	5	U[c]	5	U[c]	5	U[c]	10	U	5	U	5	U	--	
	--	3/31/2015	--	NS-IW		NS-IW		NS-IW		NS-IW		NS-IW		NS-IW		NS-IW	
	SW06-042215	4/22/2015	µg/L	5	U[c]	5	U[c]	5	U[c]	10	U	5	U	5	U	--	
	--	5/7/2015	--	NS-IW		NS-IW		NS-IW		NS-IW		NS-IW		NS-IW		NS-IW	
	--	5/19/2015	--	NS-IW		NS-IW		NS-IW		NS-IW		NS-IW		NS-IW		NS-IW	
	--	6/3/2015	--	NS-IW		NS-IW		NS-IW		NS-IW		NS-IW		NS-IW		NS-IW	
	--	6/18/2015	--	NS-IW		NS-IW		NS-IW		NS-IW		NS-IW		NS-IW		NS-IW	
	--	7/15/2015	--	NS-IW		NS-IW		NS-IW		NS-IW		NS-IW		NS-IW		NS-IW	
	--	8/13/2015	--	NS-IW		NS-IW		NS-IW		NS-IW		NS-IW		NS-IW		NS-IW	
	--	9/24/2015	--	NS-IW		NS-IW		NS-IW		NS-IW		NS-IW		NS-IW		NS-IW	
	--	10/22/2015	--	NS-IW		NS-IW		NS-IW		NS-IW		NS-IW		NS-IW		NS-IW	
	--	11/24/2015	--	NS-IW		NS-IW		NS-IW		NS-IW		NS-IW		NS-IW		NS-IW	
	SW06-122215	12/22/2015	µg/L	1	U	1	U	1	U	2	U	1	U	1	U	--	
	SW06-012516	1/25/2016	µg/L	1	U	1	U	1	U	2	U	1	U	1	U	--	
	SW06-021816	2/18/2016	µg/L	1	U	1	U	1	U	2	U	1	U	1	U	--	
	SW-06 - 021816	2/18/2016	µg/L	1	U	1	U	1	U	2	U	1	U	1	U	--	
	--	3/16/2016	--	NS-IW		NS-IW		NS-IW		NS-IW		NS-IW		NS-IW		NS-IW	
	--	4/27/2016	--	NS-IW		NS-IW		NS-IW		NS-IW		NS-IW		NS-IW		NS-IW	
	--	5/9/2016	--	NS-IW		NS-IW		NS-IW		NS-IW		NS-IW		NS-IW		NS-IW	
	--	6/27/2016	--	NS-IW		NS-IW		NS-IW		NS-IW		NS-IW		NS-IW		NS-IW	
	--	7/28/2016	--	NS-IW		NS-IW		NS-IW		NS-IW		NS-IW		NS-IW		NS-IW	
	--	8/19/2016	--	NS-IW		NS-IW		NS-IW		NS-IW		NS-IW		NS-IW		NS-IW	
	--	9/29/2016	--	NS-IW		NS-IW		NS-IW		NS-IW		NS-IW		NS-IW		NS-IW	
	--	10/31/2016	--	NS-IW		NS-IW		NS-IW		NS-IW		NS-IW		NS-IW		NS-IW	
	--	11/28/2016	--	NS-IW		NS-IW		NS-IW		NS-IW		NS-IW		NS-IW		NS-IW	
	--	12/29/2016	--	NS-IW		NS-IW		NS-IW		NS-IW		NS-IW		NS-IW		NS-IW	

Table 3B. Analytical Results for Surface Water, Historical

Products (SE) Pipe Line Corporation

Lewis Drive Remediation Site, Belton, South Carolina

Site ID #18693 "Kinder Morgan Belton Pipeline Release"

Location	Sample ID	Date Collected	Units	Analyte															
				Benzene		Ethylbenzene		Toluene		m&p-Xylene		o-Xylene		Naphthalene		MTBE	
			Screening Value (µg/L):	2.2	[a]	530	[a]	1,000	[a]	NA	[b]	NA	[b]	NA	[b]	NA	[b]
	--	1/20/2017	--	NS-IW		NS-IW		NS-IW		NS-IW		NS-IW		NS-IW		NS-IW	
	--	2/28/2017	--	NS-IW		NS-IW		NS-IW		NS-IW		NS-IW		NS-IW		NS-IW	
	--	3/15/2017	--	NS-IW		NS-IW		NS-IW		NS-IW		NS-IW		NS-IW		NS-IW	
	--	3/21/2017	--	NS-IW		NS-IW		NS-IW		NS-IW		NS-IW		NS-IW		NS-IW	
	--	3/30/2017	--	NS-IW		NS-IW		NS-IW		NS-IW		NS-IW		NS-IW		NS-IW	
	--	4/5/2017	--	NS-IW		NS-IW		NS-IW		NS-IW		NS-IW		NS-IW		NS-IW	
	--	5/4/2017	--	NS-IW		NS-IW		NS-IW		NS-IW		NS-IW		NS-IW		NS-IW	
	--	6/13/2017	--	NS-IW		NS-IW		NS-IW		NS-IW		NS-IW		NS-IW		NS-IW	
	--	7/18/2017	--	NS-IW		NS-IW		NS-IW		NS-IW		NS-IW		NS-IW		NS-IW	
	--	8/2/2017	--	NS-IW		NS-IW		NS-IW		NS-IW		NS-IW		NS-IW		NS-IW	
	--	9/5/2017	--	NS-IW		NS-IW		NS-IW		NS-IW		NS-IW		NS-IW		NS-IW	
	--	12/5/2017	--	NS-IW		NS-IW		NS-IW		NS-IW		NS-IW		NS-IW		NS-IW	
	--	12/14/2017	--	NS-IW		NS-IW		NS-IW		NS-IW		NS-IW		NS-IW		NS-IW	
	--	1/9/2018	--	NS-IW		NS-IW		NS-IW		NS-IW		NS-IW		NS-IW		NS-IW	
	--	2/6/2018	--	NS-IW		NS-IW		NS-IW		NS-IW		NS-IW		NS-IW		NS-IW	
	--	3/9/2018	--	NS-IW		NS-IW		NS-IW		NS-IW		NS-IW		NS-IW		NS-IW	
	--	4/6/2018	--	NS-IW		NS-IW		NS-IW		NS-IW		NS-IW		NS-IW		NS-IW	
	--	5/3/2018	--	NS-IW		NS-IW		NS-IW		NS-IW		NS-IW		NS-IW		NS-IW	
	--	6/7/2018	--	NS-IW		NS-IW		NS-IW		NS-IW		NS-IW		NS-IW		NS-IW	
	--	7/12/2018	--	NS-IW		NS-IW		NS-IW		NS-IW		NS-IW		NS-IW		NS-IW	
	--	9/14/2018	--	NS-IW		NS-IW		NS-IW		NS-IW		NS-IW		NS-IW		NS-IW	
SW-07	SW07-022515	2/25/2015	µg/L	5	U[c]	5	U[c]	5	U[c]	10	U	5	U	5	U	--	
	SW07-030215	3/2/2015	µg/L	5	U[c]	5	U[c]	5	U[c]	10	U	5	U	5	U	--	
	SW07-031115	3/11/2015	µg/L	5	U[c]	5	U[c]	5	U[c]	10	U	5	U	5	U	--	
	SW07-031815	3/18/2015	µg/L	5	U[c]	5	U[c]	5	U[c]	10	U	5	U	5	U	--	
	SW07-033115	3/31/2015	µg/L	5	U[c]	5	U[c]	5	U[c]	10	U	5	U	5	U	--	
	SW07-042215	4/22/2015	µg/L	5	U[c]	5	U[c]	5	U[c]	10	U	5	U	5	U	--	
	SW07-050715	5/7/2015	µg/L	5	U[c]	5	U[c]	5	U[c]	10	U	5	U	5	U	--	
	SW07-051915	5/19/2015	µg/L	5	U[c]	5	U[c]	5	U[c]	10	U	5	U	5	U	--	
	SW07-060315	6/3/2015	µg/L	5	U[c]	5	U[c]	5	U[c]	10	U	5	U	5	U	--	
	SW07-061815	6/18/2015	µg/L	5	U[c]	5	U[c]	5	U[c]	10	U	5	U	5	U	--	
	SW07-071515	7/15/2015	µg/L	5	U[c]	5	U[c]	5	U[c]	10	U	5	U	5	U	--	
	SW07-20150715	7/15/2015	µg/L	5	U[c]	5	U[c]	5	U[c]	10	U	5	U	5	U	--	
	--	8/13/2015	--	NS-IW		NS-IW		NS-IW		NS-IW		NS-IW		NS-IW		NS-IW	
	--	9/24/2015	--	NS-IW		NS-IW		NS-IW		NS-IW		NS-IW		NS-IW		NS-IW	
	SW07-102215	10/22/2015	µg/L	1	U	1	U	1	U	2	U	1	U	1	U	--	
	SW07-112415	11/24/2015	µg/L	1	U	1	U	1	U	2	U	1	U	1	U	--	

Table 3B. Analytical Results for Surface Water, Historical

Products (SE) Pipe Line Corporation

Lewis Drive Remediation Site, Belton, South Carolina

Site ID #18693 "Kinder Morgan Belton Pipeline Release"

Location	Sample ID	Date Collected	Units	Analyte													
				Benzene		Ethylbenzene		Toluene		m&p-Xylene		o-Xylene		Naphthalene		MTBE	
			Screening Value (µg/L):	2.2	[a]	530	[a]	1,000	[a]	NA	[b]	NA	[b]	NA	[b]	NA	[b]
	SW07-122215	12/22/2015	µg/L	1	U	1	U	1	U	2	U	1	U	1	U	--	
	SW07-012516	1/25/2016	µg/L	1	U	1	U	1	U	2	U	1	U	1	U	--	
	SW07-021816	2/18/2016	µg/L	1	U	1	U	1	U	2	U	1	U	1	U	--	
	SW-07-021816	2/18/2016	µg/L	1	U	1	U	1	U	2	U	1	U	1	U	--	
	SW07-031616	3/16/2016	µg/L	1	U	1	U	1	U	2	U	1	U	1	U	--	
	SW07-042716	4/27/2016	µg/L	1	U	1	U	1	U	2	U	1	U	1	U	--	
	SW07-050916	5/9/2016	µg/L	1	U	1	U	1	U	2	U	1	U	1	U	--	
	--	6/27/2016	--	NS-IW		NS-IW		NS-IW		NS-IW		NS-IW		NS-IW		NS-IW	
	--	7/28/2016	--	NS-IW		NS-IW		NS-IW		NS-IW		NS-IW		NS-IW		NS-IW	
	--	8/19/2016	--	NS-IW		NS-IW		NS-IW		NS-IW		NS-IW		NS-IW		NS-IW	
	--	9/29/2016	--	NS-IW		NS-IW		NS-IW		NS-IW		NS-IW		NS-IW		NS-IW	
	--	10/31/2016	--	NS-IW		NS-IW		NS-IW		NS-IW		NS-IW		NS-IW		NS-IW	
	--	11/28/2016	--	NS-IW		NS-IW		NS-IW		NS-IW		NS-IW		NS-IW		NS-IW	
	--	12/29/2016	--	NS-IW		NS-IW		NS-IW		NS-IW		NS-IW		NS-IW		NS-IW	
	--	1/20/2017	--	NS-IW		NS-IW		NS-IW		NS-IW		NS-IW		NS-IW		NS-IW	
	--	2/28/2017	--	NS-IW		NS-IW		NS-IW		NS-IW		NS-IW		NS-IW		NS-IW	
	SW07-031517	3/15/2017	µg/L	1	U	1	U	1	U	2	U	1	U	5	U	--	
	SW07-032117	3/21/2017	µg/L	1	U	1	U	1	U	2	U	1	U	5	U	--	
	SW07-033017	3/30/2017	µg/L	1	U	1	U	1	U	2	U	1	U	5	U	--	
	SW07-040517	4/5/2017	µg/L	1	U	1	U	1	U	2	U	1	U	5	U	--	
	SW07-050417	5/4/2017	µg/L	1	U	1	U	1	U	2	U	1	U	5	U	--	
	SW07-061317	6/13/2017	µg/L	1	U	1	U	1	U	2	U	1	U	5	U	--	
	SW07-071817	7/18/2017	µg/L	1	U	1	U	1	U	2	U	1	U	5	U	--	
	--	8/2/2017	--	NS-IW		NS-IW		NS-IW		NS-IW		NS-IW		NS-IW		NS-IW	
	--	9/5/2017	--	NS-IW		NS-IW		NS-IW		NS-IW		NS-IW		NS-IW		NS-IW	
	SW07-120517	12/5/2017	µg/L	1	U	1	U	1	U	2	U	1	U	5	U	--	
	SW07-121417	12/14/2017	µg/L	1	U	1	U	1	U	2	U	1	U	5	U	--	
	SW07-010918	1/9/2018	µg/L	1	U	1	U	1	U	2	U	1	U	5	U	--	
	SW07-020618	2/6/2018	µg/L	1	U	1	U	1	U	2	U	1	U	5	U	1	U
	SW07-030918	3/9/2018	µg/L	1	U	1	U	1	U	2	U	1	U	5	U	1	U
	SW07-040618	4/6/2018	µg/L	1	U	1	U	1	U	2	U	1	U	5	U	1	U
	SW07-050318	5/3/2018	µg/L	1	U	1	U	1	U	2	U	1	U	5	U	1	U
	SW07-060718	6/7/2018	µg/L	1	U	1	U	1	U	2	U	1	U	5	U	1	U
	SW07-071218	7/12/2018	µg/L	1	U	1	U	1	U	2	U	1	U	5	U	1	U
	--	9/14/2018	--	NS-IW		NS-IW		NS-IW		NS-IW		NS-IW		NS-IW		NS-IW	
	SW07-120418	12/4/2018	µg/L	1	U	1	U	1	U	2	U	1	U	5	U	1	U
	SW07-030719	3/7/2019	µg/L	1	U	1	U	1	U	2	U	1	U	5	U	1	U

Table 3B. Analytical Results for Surface Water, Historical

Products (SE) Pipe Line Corporation

Lewis Drive Remediation Site, Belton, South Carolina

Site ID #18693 "Kinder Morgan Belton Pipeline Release"

Location	Sample ID	Date Collected	Units	Analyte													
				Benzene		Ethylbenzene		Toluene		m&p-Xylene		o-Xylene		Naphthalene		MTBE	
			Screening Value (µg/L):	2.2	[a]	530	[a]	1,000	[a]	NA	[b]	NA	[b]	NA	[b]	NA	[b]
	SW07-051519	5/15/2019	µg/L	1	U	1	U	1	U	2	U	1	U	5	U	1	U
	SW07-060619	6/6/2019	µg/L	1	U	1	U	1	U	2	U	1	U	5	U	1	U
	--	7/18/2019	--	NS-IW		NS-IW		NS-IW		NS-IW		NS-IW		NS-IW		NS-IW	
	--	8/20/2019	--	NS-IW		NS-IW		NS-IW		NS-IW		NS-IW		NS-IW		NS-IW	
	--	9/18/2019	--	NS-IW		NS-IW		NS-IW		NS-IW		NS-IW		NS-IW		NS-IW	
	SW07-102219	10/22/2019	µg/L	1	U	1	U	1	U	2	U	1	U	5	U	1	U
	--	11/5/2019	--	NS-IW		NS-IW		NS-IW		NS-IW		NS-IW		NS-IW		NS-IW	
	SW07-122019	12/20/2019	µg/L	1	U	1	U	1	U	2	U	1	U	5	U	1	U
	SW07-010820	1/8/2020	µg/L	1	U	1	U	1	U	2	U	1	U	5	U	1	U
	SW07-021020	2/10/2020	µg/L	1	U	1	U	1	U	2	U	1	U	5	U	1	U
	SW07-031220	3/12/2020	µg/L	1	U	1	U	1	U	2	U	1	U	5	U	1	U
	SW07-040220	4/2/2020	µg/L	1	U	1	U	1	U	2	U	1	U	5	U	1	U
	SW07-050420	5/4/2020	µg/L	1	U	1	U	1	U	2	U	1	U	5	U	1	U
	SW07-060420	6/4/2020	µg/L	1	U	1	U	1	U	2	U	1	U	5	U	1	U
	SW-07-070920	7/9/2020	µg/L	1	U	1	U	1	U	2	U	1	U	5	U	1	U
	SW-07-080620	8/6/2020	µg/L	1	U	1	U	1	U	2	U	1	U	5	U	1	U
	SW07-080620	8/6/2020	µg/L	1	U	1	U	1	U	2	U	1	U	5	U	1	U
	--	9/15/2020	--	NS-IW		NS-IW		NS-IW		NS-IW		NS-IW		NS-IW		NS-IW	
	SW07-102020	10/20/2020	µg/L	1	U	1	U	1	U	2	U	1	U	5	U	1	U
	SW07-111120	11/11/2020	µg/L	1	U	1	U	1	U	2	U	1	U	5	U	1	U
	SW07-121720	12/17/2020	µg/L	1	U	1	U	1	U	2	U	1	U	5	U	1	U
	SW07-012021	1/20/2021	µg/L	1	U	1	U	1	U	2	U	1	U	5	U	1	U
	--	2/24/2021	--	Water level too high.													
	SW07-032421	3/24/2021	µg/L	1	U	1	U	1	U	2	U	1	U	5	U	1	U
	SW07-051821	5/18/2021	µg/L	1	U	1	U	1	U	2	U	1	U	5	U	1	U
	SW07-061721	6/17/2021	µg/L	1	U	1	U	1	U	2	U	1	U	5	U	1	U
	SW07-071421	7/14/2021	µg/L	1	U	1	U	1	U	2	U	1	U	5	U	1	U
	SW07-082421	8/24/2021	µg/L	1	U	1	U	1	U	2	U	1	U	5	U	1	U
	SW07-092221	9/22/2021	µg/L	1	U	1	U	**1.79**		2	U	1	U	5	U	1	U
	SW07-102121	10/21/2021	µg/L	1	U	1	U	1	U	2	U	1	U	5	U	1	U
	SW07-111621	11/16/2021	µg/L	1	UJ	1	U	1	U	2	U	1	U	5	U	1	U
	SW07-122021	12/20/2021	µg/L	1	U	1	U	1	U	2	U	1	U	5	U	1	U
	SW07-012022	1/20/2022	µg/L	1	U	1	U	1	U	2	U	1	U	5	U	1	U
	SW07-021022	2/10/2022	µg/L	1	U	1	U	1	U	2	U	1	U	5	U	1	U
	SW07-030122	3/1/2022	µg/L	1	U	1	U	1	U	2	U	1	U	5	U	1	U
	SW07-042022	4/20/2022	µg/L	1	U	1	U	1	U	2	U	1	U	5	U	1	U
	SW07-051922	5/19/2022	µg/L	1	U	1	U	**2.53**		2	U	1	U	5	U	1	U

Table 3B. Analytical Results for Surface Water, Historical

Products (SE) Pipe Line Corporation

Lewis Drive Remediation Site, Belton, South Carolina

Site ID #18693 "Kinder Morgan Belton Pipeline Release"

Location	Sample ID	Date Collected	Units	Analyte													
				Benzene		Ethylbenzene		Toluene		m&p-Xylene		o-Xylene		Naphthalene		MTBE	
			Screening Value (µg/L):	2.2	[a]	530	[a]	1,000	[a]	NA	[b]	NA	[b]	NA	[b]	NA	[b]
	SW07-061522	6/15/2022	µg/L	1	U	1	U	1	U	2	U	1	U	5	UJ	1	U
	--	7/19/2022	--	NS-IW		NS-IW		NS-IW		NS-IW		NS-IW		NS-IW		NS-IW	
	--	8/15/2022	--	NS-IW		NS-IW		NS-IW		NS-IW		NS-IW		NS-IW		NS-IW	
	--	9/20/2022	--	NS-IW		NS-IW		NS-IW		NS-IW		NS-IW		NS-IW		NS-IW	
	--	10/20/2022	--	NS-IW		NS-IW		NS-IW		NS-IW		NS-IW		NS-IW		NS-IW	
	--	11/21/2022	--	NS-IW		NS-IW		NS-IW		NS-IW		NS-IW		NS-IW		NS-IW	
	SW07-121322	12/13/2022	µg/L	1	U	1	U	1	U	2	U	1	U	5	U	1	U
	SW07-011823	1/18/2023	µg/L	1	U	1	U	1	U	2	U	1	U	5	U	1	U
	SW07-022223	2/22/2023	µg/L	1	U	1	U	1	U	2	U	1	U	5	U	1	U
	SW07-031423	3/14/2023	µg/L	1	U	1	U	1	U	2	U	1	U	5	U	1	U
	SW07-041923	4/19/2023	µg/L	1	U	1	U	1	U	2	U	1	U	5	U	1	U
	SW07-051123	5/11/2023	µg/L	1	U	1	U	1	U	2	U	1	U	5	U	1	U
	SW07-062723	6/27/2023	µg/L	1	U	1	U	1	U	2	U	1	U	5	U	1	U
	SW07-071823	7/18/2023	µg/L	1	U	1	U	1	U	2	U	1	U	5	U	1	U
	SW07-081523	8/15/2023	µg/L	1	U	1	U	1	U	2	U	1	U	5	U	1	U
	--	9/12/2023	--	NS-IW		NS-IW		NS-IW		NS-IW		NS-IW		NS-IW		NS-IW	
	--	10/23/2023	--	NS-IW		NS-IW		NS-IW		NS-IW		NS-IW		NS-IW		NS-IW	
	--	11/16/2023	--	NS-IW		NS-IW		NS-IW		NS-IW		NS-IW		NS-IW		NS-IW	
	--	12/18/2023	--	NS-IW		NS-IW		NS-IW		NS-IW		NS-IW		NS-IW		NS-IW	
	SW07-011124	1/11/2024	µg/L	1	U	1	U	1	U	2	U	1	U	5	UJ	1	U
	SW07-020624	2/6/2024	µg/L	1	U	1	U	1	U	2	U	1	U	5	U	1	U
	SW07-030524	3/5/2024	µg/L	1	U	1	U	1	U	2	U	1	U	5	U	1	U
	SW07-040924	4/9/2024	µg/L	1	U	1	U	1	U	2	U	1	U	5	U	1	U
	SW-07-052124	5/21/2024	ug/L	1	U	1	U	1	U	2	U	1	U	5	U	1	U
	SW-07-061124	6/11/2024	ug/L	1	U	1	U	1	U	2	U	1	U	5	U	1	U
SW-08	SW08-022515	2/25/2015	µg/L	5	U[c]	5	U[c]	5	U[c]	10	U	5	U	5	U	--	
	SW08-030215	3/2/2015	µg/L	5	U[c]	5	U[c]	5	U[c]	10	U	5	U	5	U	--	
	SW08-031115	3/11/2015	µg/L	5	U[c]	5	U[c]	5	U[c]	10	U	5	U	5	U	--	
	SW08-031815	3/18/2015	µg/L	5	U[c]	5	U[c]	5	U[c]	10	U	5	U	5	U	--	
	SW08-033115	3/31/2015	µg/L	5	U[c]	5	U[c]	5	U[c]	10	U	5	U	5	U	--	
	SW08-042215	4/22/2015	µg/L	5	U[c]	5	U[c]	5	U[c]	10	U	5	U	5	U	--	
	SW08-050715	5/7/2015	µg/L	5	U[c]	5	U[c]	5	U[c]	10	U	5	U	5	U	--	
	SW08-051915	5/19/2015	µg/L	5	U[c]	5	U[c]	5	U[c]	10	U	5	U	5	U	--	
	SW08-060315	6/3/2015	µg/L	5	U[c]	5	U[c]	5	U[c]	10	U	5	U	5	U	--	
	SW08-061815	6/18/2015	µg/L	5	U[c]	5	U[c]	5	U[c]	10	U	5	U	5	U	--	
	SW08-071515	7/15/2015	µg/L	5	U[c]	5	U[c]	5	U[c]	10	U	5	U	5	U	--	
	SW08-20150715	7/15/2015	µg/L	5	U[c]	5	U[c]	5	U[c]	10	U	5	U	5	U	--	

Table 3B. Analytical Results for Surface Water, Historical

Products (SE) Pipe Line Corporation

Lewis Drive Remediation Site, Belton, South Carolina

Site ID #18693 "Kinder Morgan Belton Pipeline Release"

Location	Sample ID	Date Collected	Units	Analyte													
				Benzene		Ethylbenzene		Toluene		m&p-Xylene		o-Xylene		Naphthalene		MTBE	
			Screening Value (µg/L):	2.2	[a]	530	[a]	1,000	[a]	NA	[b]	NA	[b]	NA	[b]	NA	[b]
	SW08-081315	8/13/2015	µg/L	5	U[c]	5	U[c]	5	U[c]	10	U	5	U	5	U	--	
	SW08-092415	9/24/2015	µg/L	5	U[c]	5	U[c]	5	U[c]	10	U	5	U	5	U	--	
	SW-08-092415	9/24/2015	µg/L	5	U[c]	5	U[c]	5	U[c]	10	U	5	U	5	U	--	
	SW08-102215	10/22/2015	µg/L	1	U	1	U	1	U	2	U	1	U	1	U	--	
	SW08-112415	11/24/2015	µg/L	1	U	1	U	1	U	2	U	1	U	1	U	--	
	SW08-122215	12/22/2015	µg/L	**1.6**		1	U	**3.8**		**2.5**		**1.6**		1	U	--	
	SW08-012516	1/25/2016	µg/L	**2.4**		1	U	**5.6**		**2**		**1.3**		1	U	--	
	SW08-021816	2/18/2016	µg/L	**2.9**		1	U	**7.6**		**2.3**		**1.5**		1	U	--	
	SW-08 - 021816	2/18/2016	µg/L	**2.9**		1	U	**7.6**		**2.3**		**1.5**		1	U	--	
	SW08-031616	3/16/2016	µg/L	1	U	1	U	1	U	2	U	1	U	1	U	--	
	SW08-042716	4/27/2016	µg/L	1	U	1	U	1	U	2	U	1	U	1	U	--	
	SW08-050916	5/9/2016	µg/L	1	U	1	U	1	U	2	U	1	U	1	U	--	
	SW08-062716	6/27/2016	µg/L	1	U	1	U	1	U	2	U	1	U	1	U	--	
	SW08-072816	7/28/2016	µg/L	1	U	1	U	1	U	2	U	1	U	1	U	--	
	SW08-081916	8/19/2016	µg/L	1	U	1	U	1	U	2	U	1	U	1	U	--	
	SW08-160819	8/19/2016	µg/L	1	U	1	U	1	U	2	U	1	U	1	U	--	
	SW08-092916	9/29/2016	µg/L	1	U	1	U	1	U	2	U	1	U	1	U	--	
	SW08-103116	10/31/2016	µg/L	1	U	1	U	1	U	2	U	1	U	1	U	--	
	SW08-112816	11/28/2016	µg/L	1	U	1	U	1	U	2	U	1	U	1	U	--	
	SW08-122916	12/29/2016	µg/L	1	U	1	U	1	U	2	U	1	U	1	U	--	
	SW08-012017	1/20/2017	µg/L	1	U	1	U	1	U	2	U	1	U	1	U	--	
	SW08-022817	2/28/2017	µg/L	1	U	1	U	1	U	2	U	1	U	5	U	--	
	SW08-031517	3/15/2017	µg/L	1	U	1	U	1	U	2	U	1	U	5	U	--	
	SW08-032117	3/21/2017	µg/L	1	U	1	U	1	U	2	U	1	U	5	U	--	
	SW08-033017	3/30/2017	µg/L	1	U	1	U	1	U	2	U	1	U	5	U	--	
	SW08-040517	4/5/2017	µg/L	1	U	1	U	1	U	2	U	1	U	5	U	--	
	SW08-050417	5/4/2017	µg/L	1	U	1	U	1	U	2	U	1	U	5	U	--	
	SW08-061317	6/13/2017	µg/L	1	U	1	U	1	U	2	U	1	U	5	U	--	
	SW08-071817	7/18/2017	µg/L	1	U	1	U	1	U	2	U	1	U	5	U	--	
	SW08-080217	8/2/2017	µg/L	1	U	1	U	1	U	2	U	1	U	5	U	--	
	SW08-090517	9/5/2017	µg/L	1	U	1	U	1	U	2	U	1	U	5	U	--	
	SW08-120517	12/5/2017	µg/L	1	U	1	U	1	U	2	U	1	U	5	U	--	
	SW08-121417	12/14/2017	µg/L	1	U	1	U	1	U	2	U	1	U	5	U	--	
	SW08-010918	1/9/2018	µg/L	**1.16**		1	U	1	U	2	U	**1.87**		5	U	--	
	SW08-020618	2/6/2018	µg/L	1	U	1	U	1	U	2	U	1	U	5	U	1	U
	SW08-030918	3/9/2018	µg/L	1	U	1	U	1	U	2	U	1	U	5	U	1	U
	SW08-040618	4/6/2018	µg/L	1	U	1	U	1	U	2	U	1	U	5	U	1	U

Table 3B. Analytical Results for Surface Water, Historical

Products (SE) Pipe Line Corporation

Lewis Drive Remediation Site, Belton, South Carolina

Site ID #18693 "Kinder Morgan Belton Pipeline Release"

Location	Sample ID	Date Collected	Units	Analyte													
				Benzene		Ethylbenzene		Toluene		m&p-Xylene		o-Xylene		Naphthalene		MTBE	
			Screening Value (µg/L):	2.2	[a]	530	[a]	1,000	[a]	NA	[b]	NA	[b]	NA	[b]	NA	[b]
	SW08-050318	5/3/2018	µg/L	1	U	1	U	1	U	2	U	1	U	5	U	1	U
	SW08-060718	6/7/2018	µg/L	1	U	1	U	1	U	2	U	1	U	5	U	1	U
	SW08-071218	7/12/2018	µg/L	1	U	1	U	1	U	2	U	1	U	5	U	1	U
	SW08-091418	9/14/2018	µg/L	1	U	1	U	1	U	2	U	1	U	5	U	1	U
	SW08-120418	12/4/2018	µg/L	1	U	1	U	1	U	2	U	1	U	5	U	1	U
	SW08-030719	3/7/2019	µg/L	**2.45**		1	U	1	U	2	U	1	U	5	U	**1.17**	
	SW08-051519	5/15/2019	µg/L	1	U	1	U	1	U	2	U	1	U	5	U	1	U
	SW08-060419	6/4/2019	µg/L	1	U	1	U	1	U	2	U	1	U	5	U	1	U
	SW08-071819	7/18/2019	µg/L	1	U	1	U	1	U	2	U	1	U	5	U	1	U
	SW08-082019	8/20/2019	µg/L	1	U	1	U	1	U	2	U	1	U	5	U	1	U
	SW08-091819	9/18/2019	µg/L	1	U	1	U	1	U	2	U	1	U	5	U	1	U
	SW08-102219	10/22/2019	µg/L	1	U	1	U	1	U	2	U	1	U	5	U	1	U
	SW08-110519	11/5/2019	µg/L	1	U	1	U	1	U	2	U	1	U	5	U	1	U
	SW08-122019	12/20/2019	µg/L	1	U	1	U	1	U	2	U	1	U	5	U	1	U
	SW08-010820	1/8/2020	µg/L	1	U	1	U	1	U	2	U	1	U	5	U	1	U
	SW08-021020	2/10/2020	µg/L	**8.05**		1	U	1	U	2	U	**1.19**		5	U	1	U
	SW08-031220	3/12/2020	µg/L	**1.07**		1	U	1	U	2	U	1	U	5	U	**1.5**	
	SW08-040220	4/2/2020	µg/L	1	U	1	U	1	U	2	U	1	U	5	U	1	U
	SW08-050420	5/4/2020	µg/L	1	U	1	U	1	U	2	U	1	U	5	U	1	U
	SW08-060420	6/4/2020	µg/L	1	U	1	U	1	U	2	U	1	U	5	U	1	U
	SW-08-070920	7/9/2020	µg/L	1	U	1	U	1	U	2	U	1	U	5	U	1	U
	SW-08-080620	8/6/2020	µg/L	1	U	1	U	1	U	2	U	1	U	5	U	1	U
	SW08-080620	8/6/2020	µg/L	1	U	1	U	1	U	2	U	1	U	5	U	1	U
	SW-08-091520	9/15/2020	µg/L	1	U	1	U	1	U	2	U	1	U	5	U	1	U
	SW08-091520	9/15/2020	µg/L	1	U	1	U	1	U	2	U	1	U	5	U	1	U
	SW08-102020	10/20/2020	µg/L	1	U	1	U	1	U	2	U	1	U	5	U	1	U
	SW08-111120	11/11/2020	µg/L	1	U	1	U	1	U	2	U	1	U	5	U	**1.05**	
	SW08-121720	12/17/2020	µg/L	1	U	1	U	1	U	2	U	1	U	5	U	1	U
	SW08-012021	1/20/2021	µg/L	1	U	1	U	1	U	2	U	1	U	5	U	**1.24**	
	SW08-022421	2/24/2021	µg/L	1	U	1	U	1	U	2	U	1	U	5	U	1	U
	SW08-032421	3/24/2021	µg/L	1	U	1	U	1	U	2	U	1	U	5	U	1	U
	SW08-041521	4/15/2021	µg/L	1	U	1	U	1	U	2	U	1	U	5	U	1	U
	SW08-051821	5/18/2021	µg/L	1	U	1	U	1	U	2	U	1	U	5	U	1	U
	SW08-061721	6/17/2021	µg/L	1	U	1	U	1	U	2	U	1	U	5	U	1	U
	SW08-071421	7/14/2021	µg/L	1	U	1	U	1	U	2	U	1	U	5	U	1	U
	SW08-082421	8/24/2021	µg/L	1	U	1	U	1	U	2	U	1	U	5	U	1	U
	SW08-091721	9/17/2021	µg/L	1	U	1	U	1	U	2	U	1	U	5	U	1	U

Table 3B. Analytical Results for Surface Water, Historical

Products (SE) Pipe Line Corporation

Lewis Drive Remediation Site, Belton, South Carolina

Site ID #18693 "Kinder Morgan Belton Pipeline Release"

Location	Sample ID	Date Collected	Units	Analyte													
				Benzene		Ethylbenzene		Toluene		m&p-Xylene		o-Xylene		Naphthalene		MTBE	
			Screening Value (µg/L):	2.2	[a]	530	[a]	1,000	[a]	NA	[b]	NA	[b]	NA	[b]	NA	[b]
	SW08-102121	10/21/2021	µg/L	1	U	1	U	1	U	2	U	1	U	5	U	1	U
	SW08-111621	11/16/2021	µg/L	1	UJ	1	U	1	U	2	U	1	U	5	U	1	U
	SW08-122021	12/20/2021	µg/L	1	U	1	U	1	U	2	U	1	U	5	U	**1.35**	
	SW08-012022	1/20/2022	µg/L	**3.49**		1	U	1	U	2	U	1	U	5	U	**1.31**	
	SW08-021022	2/10/2022	µg/L	1	U	1	U	1	U	2	U	1	U	5	U	**1.27**	
	SW08-030122	3/1/2022	µg/L	**10.3**		1	U	1	U	2	U	**1.27**		5	U	**1.74**	
	SW08-042022	4/20/2022	µg/L	**4.35**		1	U	1	U	2	U	1	U	5	U	**1.46**	
	SW08-051922	5/19/2022	µg/L	1	U	1	U	1	U	2	U	1	U	5	U	**1.27**	
	SW08-061522	6/15/2022	µg/L	1	U	1	U	1	U	2	U	1	U	5	UJ	**1.02**	
	SW08-071922	7/19/2022	µg/L	1	U	1	U	1	U	2	U	1	U	5	U	1	U
	SW08-081522	8/15/2022	µg/L	1	U	1	U	1	U	2	U	1	U	5	U	1	U
	SW08-092022	9/20/2022	µg/L	1	U	1	U	1	U	2	U	1	U	5	U	1	U
	SW08-102022	10/20/2022	µg/L	1	U	1	U	1	U	2	U	1	U	5	U	1	U
	SW08-112122	11/21/2022	µg/L	1	U	1	U	1	U	2	U	1	U	5	U	1	U
	SW08-121322	12/13/2022	µg/L	1	U	1	U	1	U	2	U	1	U	5	U	1	U
	SW08-011823	1/18/2023	µg/L	**2.03**		1	U	1	U	2	U	1	U	5	U	**1.25**	
	SW08-022223	2/22/2023	µg/L	1	U	1	U	1	U	2	U	1	U	5	U	1	U
	SW08-031423	3/14/2023	µg/L	1	U	1	U	1	U	2	U	1	U	5	U	1	U
	SW08-041923	4/19/2023	µg/L	1	U	1	U	1	U	2	U	1	U	5	U	1	U
	SW08-051123	5/11/2023	µg/L	1	U	1	U	1	U	2	U	1	U	5	U	1	U
	SW08-062723	6/27/2023	µg/L	1	U	1	U	1	U	2	U	1	U	5	U	1	U
	SW08-071823	7/18/2023	µg/L	1	U	1	U	1	U	2	U	1	U	5	U	1	U
	SW08-081523	8/15/2023	µg/L	1	U	1	U	1	U	2	U	1	U	5	U	1	U
	SW08-091223	9/12/2023	µg/L	1	U	1	U	1	U	2	U	1	U	5	U	1	U
	SW08-102323	10/23/2023	µg/L	1	U	1	U	1	U	2	U	1	U	5	U	1	U
	SW08-111623	11/16/2023	µg/L	1	U	1	U	1	U	2	U	1	U	5	U	1	UJ
	SW08-121823	12/18/2023	µg/L	1	U	1	U	1	U	2	U	1	U	5	U	1	U
	SW08-011124	1/11/2024	µg/L	**1.01**		1	U	1	U	2	U	1	U	5	UJ	1	U
	SW08-020624	2/6/2024	µg/L	1	U	1	U	1	U	2	U	1	U	5	U	1	U
	SW08-030524	3/5/2024	µg/L	1	U	1	U	1	U	2	U	1	U	5	U	1	U
	SW08-040924	4/9/2024	µg/L	1	U	1	U	1	U	2	U	1	U	5	U	1	U
	SW-08-052124	5/21/2024	ug/L	1	U	1	U	1	U	2	U	1	U	5	U	1	U
	SW-08-061124	6/11/2024	ug/L	1	U	1	U	1	U	2	U	1	U	5	U	1	U
SW-09	SW09-022515	2/25/2015	µg/L	5	U[c]	5	U[c]	5	U[c]	10	U	5	U	5	U	--	
	SW09-030215	3/2/2015	µg/L	5	U[c]	5	U[c]	5	U[c]	10	U	5	U	5	U	--	
	SW09-031115	3/11/2015	µg/L	5	U[c]	5	U[c]	5	U[c]	10	U	5	U	5	U	--	
	SW09-031815	3/18/2015	µg/L	5	U[c]	5	U[c]	5	U[c]	10	U	5	U	5	U	--	

Table 3B. Analytical Results for Surface Water, Historical

Products (SE) Pipe Line Corporation

Lewis Drive Remediation Site, Belton, South Carolina

Site ID #18693 "Kinder Morgan Belton Pipeline Release"

Location	Sample ID	Date Collected	Units	Analyte															
				Benzene		Ethylbenzene		Toluene		m&p-Xylene		o-Xylene		Naphthalene		MTBE	
			Screening Value (µg/L):	2.2	[a]	530	[a]	1,000	[a]	NA	[b]	NA	[b]	NA	[b]	NA	[b]
	SW09-033115	3/31/2015	µg/L	5	U[c]	5	U[c]	5	U[c]	10	U	5	U	5	U	--	
	SW09-042215	4/22/2015	µg/L	5	U[c]	5	U[c]	5	U[c]	10	U	5	U	5	U	--	
	SW09-050715	5/7/2015	µg/L	5	U[c]	5	U[c]	5	U[c]	10	U	5	U	5	U	--	
	SW09-051915	5/19/2015	µg/L	5	U[c]	5	U[c]	5	U[c]	10	U	5	U	5	U	--	
	SW09-060315	6/3/2015	µg/L	5	U[c]	5	U[c]	5	U[c]	10	U	5	U	5	U	--	
	SW09-061815	6/18/2015	µg/L	5	U[c]	5	U[c]	5	U[c]	10	U	5	U	5	U	--	
	SW09-071515	7/15/2015	µg/L	5	U[c]	5	U[c]	5	U[c]	10	U	5	U	5	U	--	
	SW09-20150715	7/15/2015	µg/L	5	U[c]	5	U[c]	5	U[c]	10	U	5	U	5	U	--	
	SW09-081315	8/13/2015	µg/L	5	U[c]	5	U[c]	5	U[c]	10	U	5	U	5	U	--	
	SW09-092415	9/24/2015	µg/L	5	U[c]	5	U[c]	5	U[c]	10	U	5	U	5	U	--	
	SW-09-092415	9/24/2015	µg/L	5	U[c]	5	U[c]	5	U[c]	10	U	5	U	5	U	--	
	SW09-102215	10/22/2015	µg/L	1	U	1	U	1	U	2	U	1	U	1	U	--	
	SW09-112415	11/24/2015	µg/L	1	U	1	U	1	U	2	U	1	U	1	U	--	
	SW09-122215	12/22/2015	µg/L	**2.1**		1	U	**4.8**		**3.3**		**2.1**		1	U	--	
	SW09-012516	1/25/2016	µg/L	**3.3**		1	U	**7.1**		**2.4**		**1.5**		1	U	--	
	SW09-021816	2/18/2016	µg/L	**2.2**		1	U	**5.9**		2	U	**1.2**		1	U	--	
	SW-09 - 021816	2/18/2016	µg/L	**2.2**		1	U	**5.9**		2	U	**1.2**		1	U	--	
	SW09-031616	3/16/2016	µg/L	1	U	1	U	1	U	2	U	1	U	1	U	--	
	SW09-042716	4/27/2016	µg/L	1	U	1	U	1	U	2	U	1	U	1	U	--	
	SW09-050916	5/9/2016	µg/L	1	U	1	U	1	U	2	U	1	U	1	U	--	
	SW09-062716	6/27/2016	µg/L	1	U	1	U	1	U	2	U	1	U	1	U	--	
	SW09-072816	7/28/2016	µg/L	1	U	1	U	1	U	2	U	1	U	1	U	--	
	SW09-081916	8/19/2016	µg/L	1	U	1	U	1	U	2	U	1	U	1	U	--	
	SW09-160819	8/19/2016	µg/L	1	U	1	U	1	U	2	U	1	U	1	U	--	
	SW09-092916	9/29/2016	µg/L	1	U	1	U	1	U	2	U	1	U	1	U	--	
	SW09-103116	10/31/2016	µg/L	1	U	1	U	1	U	2	U	1	U	1	U	--	
	SW09-112816	11/28/2016	µg/L	1	U	1	U	1	U	2	U	1	U	1	U	--	
	SW09-122916	12/29/2016	µg/L	1	U	1	U	1	U	2	U	1	U	1	U	--	
	SW09-012017	1/20/2017	µg/L	1	U	1	U	1	U	2	U	1	U	1	U	--	
	SW09-022817	2/28/2017	µg/L	1	U	1	U	1	U	2	U	1	U	5	U	--	
	SW09-031517	3/15/2017	µg/L	1	U	1	U	1	U	2	U	1	U	5	U	--	
	SW09-032117	3/21/2017	µg/L	1	U	1	U	1	U	2	U	1	U	5	U	--	
	SW09-033017	3/30/2017	µg/L	1	U	1	U	1	U	2	U	1	U	5	U	--	
	SW09-040517	4/5/2017	µg/L	1	U	1	U	1	U	2	U	1	U	5	U	--	
	SW09-050417	5/4/2017	µg/L	1	U	1	U	1	U	2	U	1	U	5	U	--	
	SW09-061317	6/13/2017	µg/L	1	U	1	U	1	U	2	U	1	U	5	U	--	
	SW09-071817	7/18/2017	µg/L	1	U	1	U	1	U	2	U	1	U	5	U	--	

Table 3B. Analytical Results for Surface Water, Historical

Products (SE) Pipe Line Corporation

Lewis Drive Remediation Site, Belton, South Carolina

Site ID #18693 "Kinder Morgan Belton Pipeline Release"

Location	Sample ID	Date Collected	Units	Analyte													
				Benzene		Ethylbenzene		Toluene		m&p-Xylene		o-Xylene		Naphthalene		MTBE	
			Screening Value (µg/L):	2.2	[a]	530	[a]	1,000	[a]	NA	[b]	NA	[b]	NA	[b]	NA	[b]
	SW09-080217	8/2/2017	µg/L	1	U	1	U	1	U	2	U	1	U	5	U	--	
	SW09-090517	9/5/2017	µg/L	1	U	1	U	1	U	2	U	1	U	5	U	--	
	SW09-120517	12/5/2017	µg/L	1	U	1	U	1	U	2	U	1	U	5	U	--	
	SW09-121417	12/14/2017	µg/L	1	U	1	U	1	U	2	U	1	U	5	U	--	
	SW09-010918	1/9/2018	µg/L	1	U	1	U	1	U	2	U	1	U	5	U	--	
	SW09-020618	2/6/2018	µg/L	1	U	1	U	1	U	2	U	1	U	5	U	1	U
	SW09-030918	3/9/2018	µg/L	1	U	1	U	1	U	2	U	1	U	5	U	1	U
	SW09-040618	4/6/2018	µg/L	1	U	1	U	1	U	2	U	1	U	5	U	1	U
	SW09-050318	5/3/2018	µg/L	1	U	1	U	1	U	2	U	1	U	5	U	1	U
	SW09-060718	6/7/2018	µg/L	1	U	1	U	1	U	2	U	1	U	5	U	1	U
	SW09-071218	7/12/2018	µg/L	1	U	1	U	1	U	2	U	1	U	5	U	1	U
	SW09-091418	9/14/2018	µg/L	1	U	1	U	1	U	2	U	1	U	5	U	1	U
	SW09-120418	12/4/2018	µg/L	1	U	1	U	1	U	2	U	1	U	5	U	1	U
	SW09-030719	3/7/2019	µg/L	**1.88**		1	U	1	U	2	U	1	U	5	U	**1.07**	
	SW09-051519	5/15/2019	µg/L	1	U	1	U	1	U	2	U	1	U	5	U	1	U
	SW09-060419	6/4/2019	µg/L	1	U	1	U	1	U	2	U	1	U	5	U	1	U
	SW09-071819	7/18/2019	µg/L	1	U	1	U	1	U	2	U	1	U	5	U	1	U
	SW09-082019	8/20/2019	µg/L	1	U	1	U	1	U	2	U	1	U	5	U	1	U
	SW09-091819	9/18/2019	µg/L	1	U	1	U	1	U	2	U	1	U	5	U	1	U
	SW09-102219	10/22/2019	µg/L	1	U	1	U	1	U	2	U	1	U	5	U	1	U
	SW09-110519	11/5/2019	µg/L	1	U	1	U	1	U	2	U	1	U	5	U	1	U
	SW09-122019	12/20/2019	µg/L	1	U	1	U	1	U	2	U	1	U	5	U	1	U
	SW09-010820	1/8/2020	µg/L	1	U	1	U	1	U	2	U	1	U	5	U	1	U
	--	2/10/2020	--	NS-IW		NS-IW		NS-IW		NS-IW		NS-IW		NS-IW		NS-IW	
	SW09-031220	3/12/2020	µg/L	1	U	1	U	1	U	2	U	1	U	5	U	**1.2**	
	SW09-040220	4/2/2020	µg/L	1	U	1	U	1	U	2	U	1	U	5	U	1	U
	SW09-050420	5/4/2020	µg/L	1	U	1	U	1	U	2	U	1	U	5	U	1	U
	SW09-060420	6/4/2020	µg/L	1	U	1	U	1	U	2	U	1	U	5	U	1	U
	SW-09-070920	7/9/2020	µg/L	1	U	1	U	1	U	2	U	1	U	5	U	1	U
	SW-09-080620	8/6/2020	µg/L	1	U	1	U	1	U	2	U	1	U	5	U	1	U
	SW09-080620	8/6/2020	µg/L	1	U	1	U	1	U	2	U	1	U	5	U	1	U
	SW-09-091520	9/15/2020	µg/L	1	U	1	U	1	U	2	U	1	U	5	U	1	U
	SW09-091520	9/15/2020	µg/L	1	U	1	U	1	U	2	U	1	U	5	U	1	U
	SW09-102020	10/20/2020	µg/L	1	U	1	U	1	U	2	U	1	U	5	U	1	U
	SW09-111120	11/11/2020	µg/L	1	U	1	U	1	U	2	U	1	U	5	U	1	U
	SW09-121720	12/17/2020	µg/L	1	U	1	U	1	U	2	U	1	U	5	U	1	U
	SW09-012021	1/20/2021	µg/L	1	U	1	U	1	U	2	U	1	U	5	U	**1.03**	

Table 3B. Analytical Results for Surface Water, Historical

Products (SE) Pipe Line Corporation

Lewis Drive Remediation Site, Belton, South Carolina

Site ID #18693 "Kinder Morgan Belton Pipeline Release"

Location	Sample ID	Date Collected	Units	Analyte													
				Benzene		Ethylbenzene		Toluene		m&p-Xylene		o-Xylene		Naphthalene		MTBE	
			Screening Value (µg/L):	2.2	[a]	530	[a]	1,000	[a]	NA	[b]	NA	[b]	NA	[b]	NA	[b]
	SW09-022421	2/24/2021	µg/L	1	U	1	U	1	U	2	U	1	U	5	U	1	U
	SW09-032421	3/24/2021	µg/L	1	U	1	U	1	U	2	U	1	U	5	U	1	U
	SW09-041521	4/15/2021	µg/L	1	U	1	U	1	U	2	U	1	U	5	U	1	U
	SW09-051821	5/18/2021	µg/L	1	U	1	U	1	U	2	U	1	U	5	U	1	U
	SW09-061721	6/17/2021	µg/L	1	U	1	U	1	U	2	U	1	U	5	U	1	U
	SW09-071421	7/14/2021	µg/L	1	U	1	U	1	U	2	U	1	U	5	U	1	U
	SW09-082421	8/24/2021	µg/L	1	U	1	U	1	U	2	U	1	U	5	U	1	U
	SW09-091721	9/17/2021	µg/L	1	U	1	U	1	U	2	U	1	U	5	U	1	U
	SW09-102121	10/21/2021	µg/L	1	U	1	U	1	U	2	U	1	U	5	U	1	U
	SW09-111621	11/16/2021	µg/L	1	UJ	1	U	1	U	2	U	1	U	5	U	1	U
	SW09-122021	12/20/2021	µg/L	1	U	1	U	1	U	2	U	1	U	5	U	1	U
	SW09-012022	1/20/2022	µg/L	**3.06**		1	U	1	U	2	U	1	U	5	U	**1.18**	
	SW09-021022	2/10/2022	µg/L	1	U	1	U	1	U	2	U	1	U	5	U	**1.13**	
	SW09-030122	3/1/2022	µg/L	**3.72**		1	U	1	U	2	U	1	U	5	U	**1.19**	
	SW09-042022	4/20/2022	µg/L	**1.89**		1	U	1	U	2	U	1	U	5	U	1	U
	SW09-051922	5/19/2022	µg/L	1	U	1	U	1	U	2	U	1	U	5	U	1	U
	SW09-061522	6/15/2022	µg/L	1	U	1	U	1	U	2	U	1	U	5	UJ	1	U
	SW09-071922	7/19/2022	µg/L	1	U	1	U	1	U	2	U	1	U	5	U	1	U
	SW09-081522	8/15/2022	µg/L	1	U	1	U	1	U	2	U	1	U	5	U	1	U
	SW09-092022	9/20/2022	µg/L	1	U	1	U	1	U	2	U	1	U	5	U	1	U
	SW09-102022	10/20/2022	µg/L	1	U	1	U	1	U	2	U	1	U	5	U	1	U
	SW09-112122	11/21/2022	µg/L	1	U	1	U	1	U	2	U	1	U	5	U	1	U
	SW09-121322	12/13/2022	µg/L	1	U	1	U	1	U	2	U	1	U	5	U	1	U
	SW09-011823	1/18/2023	µg/L	1	U	1	U	1	U	2	U	1	U	5	U	1	U
	SW09-022223	2/22/2023	µg/L	1	U	1	U	1	U	2	U	1	U	5	U	1	U
	SW09-031423	3/14/2023	µg/L	1	U	1	U	1	U	2	U	1	U	5	U	1	U
	SW09-041923	4/19/2023	µg/L	1	U	1	U	1	U	2	U	1	U	5	U	1	U
	SW09-051123	5/11/2023	µg/L	1	U	1	U	1	U	2	U	1	U	5	U	1	U
	SW09-062723	6/27/2023	µg/L	1	U	1	U	1	U	2	U	1	U	5	U	1	U
	SW09-071823	7/18/2023	µg/L	1	U	1	U	1	U	2	U	1	U	5	U	1	U
	SW09-081523	8/15/2023	µg/L	1	U	1	U	1	U	2	U	1	U	5	U	1	U
	SW09-091223	9/12/2023	µg/L	1	U	1	U	1	U	2	U	1	U	5	U	1	U
	SW09-102323	10/23/2023	µg/L	1	U	1	U	1	U	2	U	1	U	5	U	1	U
	SW09-111623	11/16/2023	µg/L	1	U	1	U	1	U	2	U	1	U	5	U	1	UJ
	SW09-121823	12/18/2023	µg/L	1	U	1	U	1	U	2	U	1	U	5	U	1	U
	SW09-011124	1/11/2024	µg/L	1	U	1	U	1	U	2	U	1	U	5	UJ	1	U
	SW09-020624	2/6/2024	µg/L	1	U	1	U	1	U	2	U	1	U	5	U	1	U

Table 3B. Analytical Results for Surface Water, Historical

Products (SE) Pipe Line Corporation

Lewis Drive Remediation Site, Belton, South Carolina

Site ID #18693 "Kinder Morgan Belton Pipeline Release"

Location	Sample ID	Date Collected	Units	Analyte															
				Benzene		Ethylbenzene		Toluene		m&p-Xylene		o-Xylene		Naphthalene		MTBE	
			Screening Value (µg/L):	2.2	[a]	530	[a]	1,000	[a]	NA	[b]	NA	[b]	NA	[b]	NA	[b]
	SW09-030524	3/5/2024	µg/L	1	U	1	U	1	U	2	U	1	U	5	U	1	U
	SW09-040924	4/9/2024	µg/L	1	U	1	U	1	U	2	U	1	U	5	U	1	U
	SW-09-052124	5/21/2024	ug/L	1	U	1	U	1	U	2	U	1	U	5	U	1	U
	SW-09-061124	6/11/2024	ug/L	1	U	1	U	1	U	2	U	1	U	5	U	1	U
SW-10	SW10-022515	2/25/2015	µg/L	5	U[c]	5	U[c]	5	U[c]	10	U	5	U	5	U	--	
	SW10-030215	3/2/2015	µg/L	5	U[c]	5	U[c]	5	U[c]	10	U	5	U	5	U	--	
	SW10-031115	3/11/2015	µg/L	5	U[c]	5	U[c]	5	U[c]	10	U	5	U	5	U	--	
	SW10-031815	3/18/2015	µg/L	5	U[c]	5	U[c]	5	U[c]	10	U	5	U	5	U	--	
	SW10-033115	3/31/2015	µg/L	5	U[c]	5	U[c]	5	U[c]	10	U	5	U	5	U	--	
	SW10-042215	4/22/2015	µg/L	5	U[c]	5	U[c]	5	U[c]	10	U	5	U	5	U	--	
	SW10-050715	5/7/2015	µg/L	5	U[c]	5	U[c]	5	U[c]	10	U	5	U	5	U	--	
	SW10-051915	5/19/2015	µg/L	5	U[c]	5	U[c]	5	U[c]	10	U	5	U	5	U	--	
	SW10-060315	6/3/2015	µg/L	5	U[c]	5	U[c]	5	U[c]	10	U	5	U	5	U	--	
	SW10-061815	6/18/2015	µg/L	5	U[c]	5	U[c]	5	U[c]	10	U	5	U	5	U	--	
	SW10-071515	7/15/2015	µg/L	5	U[c]	5	U[c]	5	U[c]	10	U	5	U	5	U	--	
	SW10-20150715	7/15/2015	µg/L	5	U[c]	5	U[c]	5	U[c]	10	U	5	U	5	U	--	
	SW10-081315	8/13/2015	µg/L	5	U[c]	5	U[c]	5	U[c]	10	U	5	U	5	U	--	
	SW10-092415	9/24/2015	µg/L	5	U[c]	5	U[c]	5	U[c]	10	U	5	U	5	U	--	
	SW-10-092415	9/24/2015	µg/L	5	U[c]	5	U[c]	5	U[c]	10	U	5	U	5	U	--	
	SW10-102215	10/22/2015	µg/L	1	U	1	U	1	U	2	U	1	U	1	U	--	
	SW10-112415	11/24/2015	µg/L	1	U	1	U	1	U	2	U	1	U	1	U	--	
	SW10-122215	12/22/2015	µg/L	1	U	1	U	1	U	2	U	1	U	1	U	--	
	SW10-012516	1/25/2016	µg/L	1	U	1	U	1	U	2	U	1	U	1	U	--	
	SW10-021816	2/18/2016	µg/L	1	U	1	U	1	U	2	U	1	U	1	U	--	
	SW-10 - 021816	2/18/2016	µg/L	1	U	1	U	1	U	2	U	1	U	1	U	--	
	SW10-031616	3/16/2016	µg/L	1	U	1	U	1	U	2	U	1	U	1	U	--	
	SW10-042716	4/27/2016	µg/L	1	U	1	U	1	U	2	U	1	U	1	U	--	
	SW10-050916	5/9/2016	µg/L	1	U	1	U	1	U	2	U	1	U	1	U	--	
	SW10-062716	6/27/2016	µg/L	1	U	1	U	1	U	2	U	1	U	1	U	--	
	SW10-072816	7/28/2016	µg/L	1	U	1	U	1	U	2	U	1	U	1	U	--	
	SW10-081916	8/19/2016	µg/L	1	U	1	U	1	U	2	U	1	U	1	U	--	
	SW-10-160819	8/19/2016	µg/L	1	U	1	U	1	U	2	U	1	U	1	U	--	
	SW10-092916	9/29/2016	µg/L	1	U	1	U	1	U	2	U	1	U	1	U	--	
	SW10-103116	10/31/2016	µg/L	1	U	1	U	1	U	2	U	1	U	1	U	--	
	SW10-112816	11/28/2016	µg/L	1	U	1	U	1	U	2	U	1	U	1	U	--	
	SW10-122916	12/29/2016	µg/L	1	U	1	U	1	U	2	U	1	U	1	U	--	
	SW10-012017	1/20/2017	µg/L	1	U	1	U	1	U	2	U	1	U	1	U	--	

Table 3B. Analytical Results for Surface Water, Historical

Products (SE) Pipe Line Corporation

Lewis Drive Remediation Site, Belton, South Carolina

Site ID #18693 "Kinder Morgan Belton Pipeline Release"

Location	Sample ID	Date Collected	Units	Analyte													
				Benzene		Ethylbenzene		Toluene		m&p-Xylene		o-Xylene		Naphthalene		MTBE	
			Screening Value (µg/L):	2.2	[a]	530	[a]	1,000	[a]	NA	[b]	NA	[b]	NA	[b]	NA	[b]
	SW10-022817	2/28/2017	µg/L	1	U	1	U	1	U	2	U	1	U	5	U	--	
	SW10-031517	3/15/2017	µg/L	1	U	1	U	1	U	2	U	1	U	5	U	--	
	SW-10-032117	3/21/2017	µg/L	1	U	1	U	1	U	2	U	1	U	5	U	--	
	SW-10-033017	3/30/2017	µg/L	1	U	1	U	1	U	2	U	1	U	5	U	--	
	SW-10-040517	4/5/2017	µg/L	1	U	1	U	1	U	2	U	1	U	5	U	--	
	SW10-050417	5/4/2017	µg/L	1	U	1	U	1	U	2	U	1	U	5	U	--	
	SW10-061317	6/13/2017	µg/L	1	U	1	U	1	U	2	U	1	U	5	U	--	
	SW10-071817	7/18/2017	µg/L	1	U	1	U	1	U	2	U	1	U	5	U	--	
	SW10-080217	8/2/2017	µg/L	1	U	1	U	1	U	2	U	1	U	5	U	--	
	SW10-090517	9/5/2017	µg/L	1	U	1	U	1	U	2	U	1	U	5	U	--	
	SW10-120517	12/5/2017	µg/L	1	U	1	U	1	U	2	U	1	U	5	U	--	
	SW10-121417	12/14/2017	µg/L	1	U	1	U	1	U	2	U	1	U	5	U	--	
	SW10-010918	1/9/2018	µg/L	1	U	1	U	1	U	2	U	1	U	5	U	--	
	SW10-020618	2/6/2018	µg/L	1	U	1	U	1	U	2	U	1	U	5	U	1	U
	SW10-030918	3/9/2018	µg/L	1	U	1	U	1	U	2	U	1	U	5	U	1	U
	SW10-040618	4/6/2018	µg/L	1	U	1	U	1	U	2	U	1	U	5	U	1	U
	SW10-050318	5/3/2018	µg/L	1	U	1	U	1	U	2	U	1	U	5	U	1	U
	SW10-060718	6/7/2018	µg/L	1	U	1	U	1	U	2	U	1	U	5	U	1	U
	SW10-071218	7/12/2018	µg/L	1	U	1	U	1	U	2	U	1	U	5	U	1	U
	SW10-091418	9/14/2018	µg/L	1	U	1	U	1	U	2	U	1	U	5	U	1	U
	SW10-120418	12/4/2018	µg/L	1	U	1	U	1	U	2	U	1	U	5	U	1	U
	SW10-030719	3/7/2019	µg/L	1	U	1	U	1	U	2	U	1	U	5	U	1	U
	SW10-051519	5/15/2019	µg/L	1	U	1	U	1	U	2	U	1	U	5	U	1	U
	SW10-060419	6/4/2019	µg/L	1	U	1	U	1	U	2	U	1	U	5	U	1	U
	SW10-071819	7/18/2019	µg/L	1	U	1	U	1	U	2	U	1	U	5	U	1	U
	SW10-082019	8/20/2019	µg/L	1	U	1	U	1	U	2	U	1	U	5	U	1	U
	SW10-091819	9/18/2019	µg/L	1	U	1	U	1	U	2	U	1	U	5	U	1	U
	SW10-102219	10/22/2019	µg/L	1	U	1	U	1	U	2	U	1	U	5	U	1	U
	SW10-110519	11/5/2019	µg/L	1	U	1	U	1	U	2	U	1	U	5	U	1	U
	SW10-122019	12/20/2019	µg/L	1	U	1	U	1	U	2	U	1	U	5	U	1	U
	SW10-010820	1/8/2020	µg/L	1	U	1	U	1	U	2	U	1	U	5	U	1	U
	SW10-021020	2/10/2020	µg/L	1	U	1	U	1	U	2	U	1	U	5	U	1	U
	SW10-031220	3/12/2020	µg/L	1	U	1	U	1	U	2	U	1	U	5	U	1	U
	SW10-040220	4/2/2020	µg/L	1	U	1	U	1	U	2	U	1	U	5	U	1	U
	SW10-050420	5/4/2020	µg/L	1	U	1	U	1	U	2	U	1	U	5	U	1	U
	SW10-060420	6/4/2020	µg/L	1	U	1	U	1	U	2	U	1	U	5	U	1	U
	SW-10-070920	7/9/2020	µg/L	1	U	1	U	1	U	2	U	1	U	5	U	1	U

Table 3B. Analytical Results for Surface Water, Historical

Products (SE) Pipe Line Corporation

Lewis Drive Remediation Site, Belton, South Carolina

Site ID #18693 "Kinder Morgan Belton Pipeline Release"

Location	Sample ID	Date Collected	Units	Analyte															
				Benzene		Ethylbenzene		Toluene		m&p-Xylene		o-Xylene		Naphthalene		MTBE	
			Screening Value (µg/L):	2.2	[a]	530	[a]	1,000	[a]	NA	[b]	NA	[b]	NA	[b]	NA	[b]
	SW-10-080620	8/6/2020	µg/L	1	U	1	U	1	U	2	U	1	U	5	U	1	U
	SW10-080620	8/6/2020	µg/L	1	U	1	U	1	U	2	U	1	U	5	U	1	U
	SW-10-091520	9/15/2020	µg/L	1	U	1	U	1	U	2	U	1	U	5	U	1	U
	SW10-091520	9/15/2020	µg/L	1	U	1	U	1	U	2	U	1	U	5	U	1	U
	SW10-102020	10/20/2020	µg/L	1	U	1	U	1	U	2	U	1	U	5	U	1	U
	SW10-111120	11/11/2020	µg/L	1	U	1	U	1	U	2	U	1	U	5	U	1	U
	SW10-121720	12/17/2020	µg/L	1	U	1	U	1	U	2	U	1	U	5	U	1	U
	SW10-012021	1/20/2021	µg/L	1	U	1	U	1	U	2	U	1	U	5	U	1	U
	SW10-022421	2/24/2021	µg/L	1	U	1	U	1	U	2	U	1	U	5	U	1	U
	SW10-032421	3/24/2021	µg/L	1	U	1	U	1	U	2	U	1	U	5	U	1	U
	SW10-041521	4/15/2021	µg/L	1	U	1	U	1	U	2	U	1	U	5	U	1	U
	SW10-051821	5/18/2021	µg/L	1	U	1	U	1	U	2	U	1	U	5	U	1	U
	SW10-061721	6/17/2021	µg/L	1	U	1	U	1	U	2	U	1	U	5	U	1	U
	SW10-071421	7/14/2021	µg/L	1	U	1	U	1	U	2	U	1	U	5	U	1	U
	SW10-082421	8/24/2021	µg/L	1	U	1	U	1	U	2	U	1	U	5	U	1	U
	SW10-091721	9/17/2021	µg/L	1	U	1	U	1	U	2	U	1	U	5	U	1	U
	SW10-102121	10/21/2021	µg/L	1	U	1	U	1	U	2	U	1	U	5	U	1	U
	SW10-111621	11/16/2021	µg/L	1	UJ	1	U	1	U	2	U	1	U	5	U	1	U
	SW10-122021	12/20/2021	µg/L	1	U	1	U	1	U	2	U	1	U	5	U	1	U
	SW10-012022	1/20/2022	µg/L	1	U	1	U	1	U	2	U	1	U	5	U	1	U
	SW10-021022	2/10/2022	µg/L	1	U	1	U	1	U	2	U	1	U	5	U	1	U
	SW10-030122	3/1/2022	µg/L	1	U	1	U	1	U	2	U	1	U	5	U	1	U
	SW10-042022	4/20/2022	µg/L	1	U	1	U	1	U	2	U	1	U	5	U	1	U
	SW10-051922	5/19/2022	µg/L	1	U	1	U	1	U	2	U	1	U	5	U	1	U
	SW10-061522	6/15/2022	µg/L	1	U	1	U	1	U	2	U	1	U	5	UJ	1	U
	SW10-071922	7/19/2022	µg/L	1	U	1	U	1	U	2	U	1	U	5	U	1	U
	SW10-081522	8/15/2022	µg/L	1	U	1	U	1	U	2	U	1	U	5	U	1	U
	SW10-092022	9/20/2022	µg/L	1	U	1	U	1	U	2	U	1	U	5	U	1	U
	SW10-102022	10/20/2022	µg/L	1	U	1	U	1	U	2	U	1	U	5	U	1	U
	SW10-112122	11/21/2022	µg/L	1	U	1	U	1	U	2	U	1	U	5	U	1	U
	SW10-121322	12/13/2022	µg/L	1	U	1	U	1	U	2	U	1	U	5	U	1	U
	SW10-011823	1/18/2023	µg/L	1	U	1	U	1	U	2	U	1	U	5	U	1	U
	SW10-031423	3/14/2023	µg/L	1	U	1	U	1	U	2	U	1	U	5	U	1	U
	SW10-041923	4/19/2023	µg/L	1	U	1	U	1	U	2	U	1	U	5	U	1	U
	SW10-051123	5/11/2023	µg/L	1	U	1	U	1	U	2	U	1	U	5	U	1	U
	SW10-062723	6/27/2023	µg/L	1	U	1	U	1	U	2	U	1	U	5	U	1	U
	SW10-071823	7/18/2023	µg/L	1	U	1	U	1	U	2	U	1	U	5	U	1	U

Table 3B. Analytical Results for Surface Water, Historical

Products (SE) Pipe Line Corporation

Lewis Drive Remediation Site, Belton, South Carolina

Site ID #18693 "Kinder Morgan Belton Pipeline Release"

Location	Sample ID	Date Collected	Units	Analyte													
				Benzene		Ethylbenzene		Toluene		m&p-Xylene		o-Xylene		Naphthalene		MTBE	
			Screening Value (µg/L):	2.2	[a]	530	[a]	1,000	[a]	NA	[b]	NA	[b]	NA	[b]	NA	[b]
	SW10-081523	8/15/2023	µg/L	1	U	1	U	1	U	2	U	1	U	5	U	1	U
	SW10-091223	9/12/2023	µg/L	1	U	1	U	1	U	2	U	1	U	5	U	1	U
	SW10-102323	10/23/2023	µg/L	1	U	1	U	1	U	2	U	1	U	5	U	1	U
	SW10-111623	11/16/2023	µg/L	1	U	1	U	1	U	2	U	1	U	5	U	1	UJ
	SW10-121823	12/18/2023	µg/L	1	U	1	U	1	U	2	U	1	U	5	U	1	U
	SW10-011124	1/11/2024	µg/L	1	U	1	U	1	U	2	U	1	U	5	UJ	1	U
	SW10-020624	2/6/2024	µg/L	1	U	1	U	1	U	2	U	1	U	5	U	1	U
	SW10-030524	3/5/2024	µg/L	1	U	1	U	1	U	2	U	1	U	5	U	1	U
	SW10-040924	4/9/2024	µg/L	1	U	1	U	1	U	2	U	1	U	5	U	1	U
	SW-10-052124	5/21/2024	ug/L	1	U	1	U	1	U	2	U	1	U	5	U	1	U
	SW-10-061124	6/11/2024	ug/L	1	U	1	U	1	U	2	U	1	U	5	U	1	U
SW-11	SW11-022515	2/25/2015	µg/L	5	U[c]	5	U[c]	5	U[c]	10	U	5	U	5	U	--	
	SW11-030215	3/2/2015	µg/L	5	U[c]	5	U[c]	5	U[c]	10	U	5	U	5	U	--	
	SW11-031115	3/11/2015	µg/L	5	U[c]	5	U[c]	5	U[c]	10	U	5	U	5	U	--	
	SW11-031815	3/18/2015	µg/L	5	U[c]	5	U[c]	5	U[c]	10	U	5	U	5	U	--	
	SW11-033115	3/31/2015	µg/L	5	U[c]	5	U[c]	5	U[c]	10	U	5	U	5	U	--	
	SW11-042215	4/22/2015	µg/L	5	U[c]	5	U[c]	5	U[c]	10	U	5	U	5	U	--	
	SW11-050715	5/7/2015	µg/L	5	U[c]	5	U[c]	5	U[c]	10	U	5	U	5	U	--	
	SW11-051915	5/19/2015	µg/L	5	U[c]	5	U[c]	5	U[c]	10	U	5	U	5	U	--	
	SW11-060315	6/3/2015	µg/L	5	U[c]	5	U[c]	5	U[c]	10	U	5	U	5	U	--	
	SW11-061815	6/18/2015	µg/L	5	U[c]	5	U[c]	5	U[c]	10	U	5	U	5	U	--	
	SW11-071515	7/15/2015	µg/L	5	U[c]	5	U[c]	5	U[c]	10	U	5	U	5	U	--	
	SW11-20150715	7/15/2015	µg/L	5	U[c]	5	U[c]	5	U[c]	10	U	5	U	5	U	--	
	SW11-081315	8/13/2015	µg/L	5	U[c]	5	U[c]	5	U[c]	10	U	5	U	5	U	--	
	SW11-092415	9/24/2015	µg/L	5	U[c]	5	U[c]	5	U[c]	10	U	5	U	5	U	--	
	SW-11-092415	9/24/2015	µg/L	5	U[c]	5	U[c]	5	U[c]	10	U	5	U	5	U	--	
	SW11-102215	10/22/2015	µg/L	1	U	1	U	1	U	2	U	1	U	1	U	--	
	SW11-112415	11/24/2015	µg/L	1	U	1	U	1	U	2	U	1	U	1	U	--	
	SW11-122215	12/22/2015	µg/L	1	U	1	U	1	U	2	U	1	U	1	U	--	
	SW11-012516	1/25/2016	µg/L	1	U	1	U	1	U	2	U	1	U	1	U	--	
	SW11-021816	2/18/2016	µg/L	1	U	1	U	1	U	2	U	1	U	1	U	--	
	SW-11 - 021816	2/18/2016	µg/L	1	U	1	U	1	U	2	U	1	U	1	U	--	
	SW11-031616	3/16/2016	µg/L	1	U	1	U	1	U	2	U	1	U	1	U	--	
	SW11-042716	4/27/2016	µg/L	1	U	1	U	1	U	2	U	1	U	1	U	--	
	SW11-050916	5/9/2016	µg/L	1	U	1	U	1	U	2	U	1	U	1	U	--	
	SW11-062716	6/27/2016	µg/L	1	U	1	U	1	U	2	U	1	U	1	U	--	
	SW11-072816	7/28/2016	µg/L	1	U	1	U	1	U	2	U	1	U	1	U	--	

Table 3B. Analytical Results for Surface Water, Historical

Products (SE) Pipe Line Corporation

Lewis Drive Remediation Site, Belton, South Carolina

Site ID #18693 "Kinder Morgan Belton Pipeline Release"

Location	Sample ID	Date Collected	Units	Analyte													
				Benzene		Ethylbenzene		Toluene		m&p-Xylene		o-Xylene		Naphthalene		MTBE	
			Screening Value (µg/L):	2.2	[a]	530	[a]	1,000	[a]	NA	[b]	NA	[b]	NA	[b]	NA	[b]
	SW11-081916	8/19/2016	µg/L	1	U	1	U	1	U	2	U	1	U	1	U	--	
	SW-11-160819	8/19/2016	µg/L	1	U	1	U	1	U	2	U	1	U	1	U	--	
	SW11-092916	9/29/2016	µg/L	1	U	1	U	1	U	2	U	1	U	1	U	--	
	SW11-103116	10/31/2016	µg/L	1	U	1	U	1	U	2	U	1	U	1	U	--	
	SW11-112816	11/28/2016	µg/L	1	U	1	U	1	U	2	U	1	U	1	U	--	
	SW11-122916	12/29/2016	µg/L	1	U	1	U	1	U	2	U	1	U	1	U	--	
	SW11-012017	1/20/2017	µg/L	1	U	1	U	1	U	2	U	1	U	1	U	--	
	SW11-022817	2/28/2017	µg/L	1	U	1	U	1	U	2	U	1	U	5	U	--	
	SW11-031517	3/15/2017	µg/L	1	U	1	U	1	U	2	U	1	U	5	U	--	
	SW-11-032117	3/21/2017	µg/L	1	U	1	U	1	U	2	U	1	U	5	U	--	
	SW-11-033017	3/30/2017	µg/L	1	U	1	U	1	U	2	U	1	U	5	U	--	
	SW-11-040517	4/5/2017	µg/L	1	U	1	U	1	U	2	U	1	U	5	U	--	
	SW11-050417	5/4/2017	µg/L	1	U	1	U	1	U	2	U	1	U	5	U	--	
	SW11-061317	6/13/2017	µg/L	1	U	1	U	1	U	2	U	1	U	5	U	--	
	SW11-071817	7/18/2017	µg/L	1	U	1	U	1	U	2	U	1	U	5	U	--	
	SW11-080217	8/2/2017	µg/L	1	U	1	U	1	U	2	U	1	U	5	U	--	
	SW11-090517	9/5/2017	µg/L	1	U	1	U	1	U	2	U	1	U	5	U	--	
	SW11-120517	12/5/2017	µg/L	1	U	1	U	1	U	2	U	1	U	5	U	--	
	SW11-121417	12/14/2017	µg/L	1	U	1	U	1	U	2	U	1	U	5	U	--	
	SW11-010918	1/9/2018	µg/L	1	U	1	U	1	U	2	U	1	U	5	U	--	
	SW11-020618	2/6/2018	µg/L	1	U	1	U	1	U	2	U	1	U	5	U	1	U
	SW11-030918	3/9/2018	µg/L	1	U	1	U	1	U	2	U	1	U	5	U	1	U
	SW11-040618	4/6/2018	µg/L	1	U	1	U	1	U	2	U	1	U	5	U	1	U
	SW11-050318	5/3/2018	µg/L	1	U	1	U	1	U	2	U	1	U	5	U	1	U
	SW11-060718	6/7/2018	µg/L	1	U	1	U	1	U	2	U	1	U	5	U	1	U
	SW11-071218	7/12/2018	µg/L	1	U	1	U	1	U	2	U	1	U	5	U	1	U
	SW11-091418	9/14/2018	µg/L	1	U	1	U	1	U	2	U	1	U	5	U	1	U
	SW11-120418	12/4/2018	µg/L	1	U	1	U	1	U	2	U	1	U	5	U	1	U
	SW11-030719	3/7/2019	µg/L	1	U	1	U	1	U	2	U	1	U	5	U	1	U
	SW11-051519	5/15/2019	µg/L	1	U	1	U	1	U	2	U	1	U	5	U	1	U
	SW11-060419	6/4/2019	µg/L	1	U	1	U	1	U	2	U	1	U	5	U	1	U
	SW11-071819	7/18/2019	µg/L	1	U	1	U	1	U	2	U	1	U	5	U	1	U
	SW11-082019	8/20/2019	µg/L	1	U	1	U	1	U	2	U	1	U	5	U	1	U
	SW11-091819	9/18/2019	µg/L	1	U	1	U	1	U	2	U	1	U	5	U	1	U
	SW11-102219	10/22/2019	µg/L	1	U	1	U	1	U	2	U	1	U	5	U	1	U
	SW11-110519	11/5/2019	µg/L	1	U	1	U	1	U	2	U	1	U	5	U	1	U
	SW11-122019	12/20/2019	µg/L	1	U	1	U	1	U	2	U	1	U	5	U	1	U

Table 3B. Analytical Results for Surface Water, Historical

Products (SE) Pipe Line Corporation

Lewis Drive Remediation Site, Belton, South Carolina

Site ID #18693 "Kinder Morgan Belton Pipeline Release"

Location	Sample ID	Date Collected	Units	Analyte													
				Benzene		Ethylbenzene		Toluene		m&p-Xylene		o-Xylene		Naphthalene		MTBE	
			Screening Value (µg/L):	2.2	[a]	530	[a]	1,000	[a]	NA	[b]	NA	[b]	NA	[b]	NA	[b]
	SW11-010820	1/8/2020	µg/L	1	U	1	U	1	U	2	U	1	U	5	U	1	U
	SW11-021020	2/10/2020	µg/L	1	U	1	U	1	U	2	U	1	U	5	U	1	U
	SW11-031220	3/12/2020	µg/L	1	U	1	U	1	U	2	U	1	U	5	U	1	U
	SW11-040220	4/2/2020	µg/L	1	U	1	U	1	U	2	U	1	U	5	U	1	U
	SW11-050420	5/4/2020	µg/L	1	U	1	U	1	U	2	U	1	U	5	U	1	U
	SW11-060420	6/4/2020	µg/L	1	U	1	U	1	U	2	U	1	U	5	U	1	U
	SW-11-070920	7/9/2020	µg/L	1	U	1	U	1	U	2	U	1	U	5	U	1	U
	SW-11-080620	8/6/2020	µg/L	1	U	1	U	1	U	2	U	1	U	5	U	1	U
	SW11-080620	8/6/2020	µg/L	1	U	1	U	1	U	2	U	1	U	5	U	1	U
	SW-11-091520	9/15/2020	µg/L	1	U	1	U	1	U	2	U	1	U	5	U	1	U
	SW11-091520	9/15/2020	µg/L	1	U	1	U	1	U	2	U	1	U	5	U	1	U
	SW11-102020	10/20/2020	µg/L	1	U	1	U	1	U	2	U	1	U	5	U	1	U
	SW11-111120	11/11/2020	µg/L	1	U	1	U	1	U	2	U	1	U	5	U	1	U
	SW11-121720	12/17/2020	µg/L	1	U	1	U	1	U	2	U	1	U	5	U	1	U
	SW11-012021	1/20/2021	µg/L	1	U	1	U	1	U	2	U	1	U	5	U	1	U
	SW11-022421	2/24/2021	µg/L	1	U	1	U	1	U	2	U	1	U	5	U	1	U
	SW11-032421	3/24/2021	µg/L	1	U	1	U	1	U	2	U	1	U	5	U	1	U
	SW11-041521	4/15/2021	µg/L	1	U	1	U	1	U	2	U	1	U	5	U	1	U
	SW11-051821	5/18/2021	µg/L	1	U	1	U	1	U	2	U	1	U	5	U	1	U
	SW11-061721	6/17/2021	µg/L	1	U	1	U	1	U	2	U	1	U	5	U	1	U
	SW11-071421	7/14/2021	µg/L	1	U	1	U	1	U	2	U	1	U	5	U	1	U
	SW11-082421	8/24/2021	µg/L	1	U	1	U	1	U	2	U	1	U	5	U	1	U
	SW11-091721	9/17/2021	µg/L	1	U	1	U	1	U	2	U	1	U	5	U	1	U
	SW11-102121	10/21/2021	µg/L	1	U	1	U	1	U	2	U	1	U	5	U	1	U
	SW11-111621	11/16/2021	µg/L	1	UJ	1	U	1	U	2	U	1	U	5	U	1	U
	SW11-122021	12/20/2021	µg/L	1	U	1	U	1	U	2	U	1	U	5	U	1	U
	SW11-012022	1/20/2022	µg/L	1	U	1	U	1	U	2	U	1	U	5	U	1	U
	SW11-021022	2/10/2022	µg/L	1	U	1	U	1	U	2	U	1	U	5	U	1	U
	SW11-030122	3/1/2022	µg/L	1	U	1	U	1	U	2	U	1	U	5	U	1	U
	SW11-042022	4/20/2022	µg/L	1	U	1	U	1	U	2	U	1	U	5	U	1	U
	SW11-051922	5/19/2022	µg/L	1	U	1	U	1	U	2	U	1	U	5	U	1	U
	SW11-061522	6/15/2022	µg/L	1	U	1	U	1	U	2	U	1	U	5	UJ	1	U
	SW11-071922	7/19/2022	µg/L	1	U	1	U	1	U	2	U	1	U	5	U	1	U
	SW11-081522	8/15/2022	µg/L	1	U	1	U	1	U	2	U	1	U	5	U	1	U
	SW11-092022	9/20/2022	µg/L	1	U	1	U	1	U	2	U	1	U	5	U	1	U
	SW11-102022	10/20/2022	µg/L	1	U	1	U	1	U	2	U	1	U	5	U	1	U
	SW11-112122	11/21/2022	µg/L	1	U	1	U	1	U	2	U	1	U	5	U	1	U

Table 3B. Analytical Results for Surface Water, Historical

Products (SE) Pipe Line Corporation

Lewis Drive Remediation Site, Belton, South Carolina

Site ID #18693 "Kinder Morgan Belton Pipeline Release"

Location	Sample ID	Date Collected	Units	Analyte													
				Benzene		Ethylbenzene		Toluene		m&p-Xylene		o-Xylene		Naphthalene		MTBE	
			Screening Value (µg/L):	2.2	[a]	530	[a]	1,000	[a]	NA	[b]	NA	[b]	NA	[b]	NA	[b]
	SW11-121322	12/13/2022	µg/L	1	U	1	U	1	U	2	U	1	U	5	U	1	U
	SW11-011823	1/18/2023	µg/L	1	U	1	U	1	U	2	U	1	U	5	U	1	U
	SW11-022223	2/22/2023	µg/L	1	U	1	U	1	U	2	U	1	U	5	U	1	U
	SW11-031423	3/14/2023	µg/L	1	U	1	U	1	U	2	U	1	U	5	U	1	U
	SW11-041923	4/19/2023	µg/L	1	U	1	U	1	U	2	U	1	U	5	U	1	U
	SW11-051123	5/11/2023	µg/L	1	U	1	U	1	U	2	U	1	U	5	U	1	U
	SW11-062723	6/27/2023	µg/L	1	U	1	U	1	U	2	U	1	U	5	U	1	U
	SW11-071823	7/18/2023	µg/L	1	U	1	U	1	U	2	U	1	U	5	U	1	U
	SW11-081523	8/15/2023	µg/L	1	U	1	U	1	U	2	U	1	U	5	U	1	U
	SW11-091223	9/12/2023	µg/L	1	U	1	U	1	U	2	U	1	U	5	U	1	U
	SW11-102323	10/23/2023	µg/L	1	U	1	U	1	U	2	U	1	U	5	U	1	U
	SW11-111623	11/16/2023	µg/L	1	U	1	U	1	U	2	U	1	U	5	U	1	UJ
	SW11-121823	12/18/2023	µg/L	1	U	1	U	1	U	2	U	1	U	5	U	1	U
	SW11-011124	1/11/2024	µg/L	1	U	1	U	1	U	2	U	1	U	5	UJ	1	U
	SW11-020624	2/6/2024	µg/L	1	U	1	U	1	U	2	U	1	U	5	U	1	U
	SW11-030524	3/5/2024	µg/L	1	U	1	U	1	U	2	U	1	U	5	U	1	U
	SW11-040924	4/9/2024	µg/L	1	U	1	U	1	U	2	U	1	U	5	U	1	U
	SW-11-052124	5/21/2024	ug/L	1	U	1	U	1	U	2	U	1	U	5	U	1	U
	SW-11-061124	6/11/2024	ug/L	1	U	1	U	1	U	2	U	1	U	5	U	1	U
SW-12	SW12-081916	8/19/2016	µg/L	**6430**		**764**		**15400**		**3360**		**1730**		**128**		--	
	SW12-160819	8/19/2016	µg/L	**6430**		**764**		**15400**		**3360**		**1730**		**128**		--	
	SW12-092916	9/29/2016	µg/L	**7850**		**1030**		**19000**		**3910**		**1940**		**143**		--	
	SW12-103116	10/31/2016	µg/L	**165**		**17.7**		**302**		**103**		**58.2**		**4.7**		--	
	SW12-112816	11/28/2016	µg/L	**486**		**59.6**		**976**		**351**		**181**		**14.2**		--	
	SW12-122916	12/29/2016	µg/L	**707**		**97.3**		**1790**		**408**		**213**		**16.8**		--	
	SW12-012017	1/20/2017	µg/L	**212**		**19.8**		**396**		**104**		**58**		**3.8**		--	
	SW12-022817	2/28/2017	µg/L	**26.1**		**4.04**		**62.3**		**18**		**9.73**		5	U	--	
	SW12-031517	3/15/2017	µg/L	**125**		**15.3**		**185**		**67.9**		**35.5**		5	U	--	
	SW12-032117	3/21/2017	µg/L	**134**		**12.1**		**45**		**60.8**		**33.6**		5	U	--	
	SW12-033017	3/30/2017	µg/L	**48.5**		**5.69**		**86.3**		**27.7**		**15.8**		5	U	--	
	SW12-040517	4/5/2017	µg/L	**67.1**		**9.24**		**127**		**43.6**		**23.7**		5	U	--	
	SW12-050417	5/4/2017	µg/L	**52.8**		**7.96**		**91.7**		**42**		**23.2**		5	U	--	
	SW12-061317	6/13/2017	µg/L	**102**		**16.6**		**166**		**85.1**		**46.2**		5	U	--	
	SW12-071817	7/18/2017	µg/L	**65.1**		**5.78**		**116**		**43.3**		**24.8**		5	U	--	
	SW12-080217	8/2/2017	µg/L	**125**		**14.7**		**204**		**102**		**67**		5	U	--	
	SW12-090517	9/5/2017	µg/L	**46.7**		**4.72**		**72**		**39**		**26.2**		5	U	--	
	SW12-120517	12/5/2017	µg/L	**16.6**		**2.91**		**12.6**		**20.1**		**13.3**		5	U	--	

Table 3B. Analytical Results for Surface Water, Historical

Products (SE) Pipe Line Corporation

Lewis Drive Remediation Site, Belton, South Carolina

Site ID #18693 "Kinder Morgan Belton Pipeline Release"

Location	Sample ID	Date Collected	Units	Analyte													
				Benzene		Ethylbenzene		Toluene		m&p-Xylene		o-Xylene		Naphthalene		MTBE	
			Screening Value (µg/L):	2.2	[a]	530	[a]	1,000	[a]	NA	[b]	NA	[b]	NA	[b]	NA	[b]
	SW12-121417	12/14/2017	µg/L	**9.19**		**2.66**		**8.26**		**18**		**12.1**		5	U	--	
	SW12-010918	1/9/2018	µg/L	**12.3**		**2.16**		**5.65**		**14.6**		**11.1**		5	U	--	
	SW12-020618	2/6/2018	µg/L	**2.53**		1	U	**1.2**		**4.04**		**2.44**		5	U	1	U
	SW12-030918	3/9/2018	µg/L	**3.24**		**1.79**		**12.2**		**9.75**		**4.28**		5	U	1	U
	SW12-040618	4/6/2018	µg/L	**1.88**		1	U	1	U	**5.05**		**2.82**		5	U	1	U
	SW12-050318	5/3/2018	µg/L	1	U	1	U	1	U	**4.18**		**2.72**		5	U	1	U
	SW12-060718	6/7/2018	µg/L	**1.85**		1	U	1	U	**3.24**		**1.64**		5	U	1	U
	SW12-071218	7/12/2018	µg/L	**1.79**		1	U	1	U	**3.81**		**2.15**		5	U	1	U
	SW12-091418	9/14/2018	µg/L	**1.34**		1	U	1	U	**3.2**		**2**		5	U	1	U
	SW12-120418	12/4/2018	µg/L	1	U	1	U	1	U	2	U	1	U	5	U	1	U
	SW12-021919	2/19/2019	µg/L	1	U	1	U	1	U	2	U	1	U	5	U	1	U
	--	3/7/2019	--	NS-IW		NS-IW		NS-IW		NS-IW		NS-IW		NS-IW		NS-IW	
	SW12-051519	5/15/2019	µg/L	1	U	1	U	1	U	2	U	1	U	5	U	1	U
	SW12-060419	6/4/2019	µg/L	**1.19**		1	U	1	U	2	U	1	U	5	U	1	U
	SW12-071819	7/18/2019	µg/L	**1.09**		1	U	1	U	2	U	1	U	5	U	1	U
	SW12-082219	8/22/2019	µg/L	**3.33**		1	U	1	U	2	U	1	U	5	U	1	U
	SW12-091819	9/18/2019	µg/L	1	U	1	U	1	U	2	U	1	U	5	U	1	U
	SW12-102219	10/22/2019	µg/L	1	U	1	U	1	U	2	U	1	U	5	U	1	U
	SW12-110519	11/5/2019	µg/L	**1.67**		1	U	1	U	2	U	1	U	5	U	1	U
	SW12-122019	12/20/2019	µg/L	1	U	1	U	1	U	2	U	1	U	5	U	1	U
	SW12-010820	1/8/2020	µg/L	**1.36**		1	U	1	U	2	U	1	U	5	U	1	U
	SW12-021020	2/10/2020	µg/L	**18.9**		**1.54**		**2.68**		**20.7**		**5.13**		5	U	**2.39**	
	SW12-031220	3/12/2020	µg/L	1	U	1	U	1	U	2	U	1	U	5	U	1	U
	SW12-040220	4/2/2020	µg/L	1	U	1	U	1	U	2	U	1	U	5	U	1	U
	SW12-050420	5/4/2020	µg/L	1	U	1	U	1	U	2	U	1	U	5	U	1	U
	SW12-060420	6/4/2020	µg/L	1	U	1	U	1	U	2	U	1	U	5	U	1	U
	SW-12-070920	7/9/2020	µg/L	1	U	1	U	1	U	2	U	1	U	5	U	1	U
	SW-12-080620	8/6/2020	µg/L	1	U	1	U	1	U	2	U	1	U	5	U	1	U
	SW12-080620	8/6/2020	µg/L	1	U	1	U	1	U	2	U	1	U	5	U	1	U
	SW-12-091520	9/15/2020	µg/L	1	U	1	U	1	U	2	U	1	U	5	U	1	U
	SW12-091520	9/15/2020	µg/L	1	U	1	U	1	U	2	U	1	U	5	U	1	U
	SW12-102020	10/20/2020	µg/L	1	U	1	U	1	U	2	U	1	U	5	U	1	U
	SW12-111120	11/11/2020	µg/L	1	U	1	U	1	U	2	U	1	U	5	U	1	U
	SW12-121720	12/17/2020	µg/L	1	U	1	U	1	U	2	U	1	U	5	U	1	U
	--	1/20/2021	--	Water level too high.													
	--	2/24/2021	--	Water level too high.													
	--	3/24/2021	--	Water level too high.													

Table 3B. Analytical Results for Surface Water, Historical

Products (SE) Pipe Line Corporation

Lewis Drive Remediation Site, Belton, South Carolina

Site ID #18693 "Kinder Morgan Belton Pipeline Release"

Location	Sample ID	Date Collected	Units	Analyte													
				Benzene		Ethylbenzene		Toluene		m&p-Xylene		o-Xylene		Naphthalene		MTBE	
			Screening Value (µg/L):	2.2	[a]	530	[a]	1,000	[a]	NA	[b]	NA	[b]	NA	[b]	NA	[b]
	--	4/15/2021	--	Water level too high.													
	SW12-051821	5/18/2021	µg/L	1	U	1	U	1	U	2	U	1	U	5	U	1	U
	SW12-061721	6/17/2021	µg/L	1	U	1	U	1	U	2	U	1	U	5	U	1	U
	--	7/14/2021	--	Water level too high.													
	SW12-082421	8/24/2021	µg/L	1	U	1	U	1	U	2	U	1	U	5	U	1	U
	SW12-091721	9/17/2021	--	Water level too high.													
	SW12-102121	10/21/2021	µg/L	1	U	1	U	1	U	2	U	1	U	5	U	1	U
	SW12-111621	11/16/2021	µg/L	**1.03**	**J**	1	U	1	U	2	U	1	U	5	U	1	U
	--	12/20/2021	--	Water level too high.													
	--	1/20/2022	--	Water level too high.													
	--	2/10/2022	--	NS-IW		NS-IW		NS-IW		NS-IW		NS-IW		NS-IW		NS-IW	
	--	3/1/2022	--	NS-IW		NS-IW		NS-IW		NS-IW		NS-IW		NS-IW		NS-IW	
	--	4/20/2022	--	NS-IW		NS-IW		NS-IW		NS-IW		NS-IW		NS-IW		NS-IW	
	SW12-051922	5/19/2022	µg/L	1	U	1	U	1	U	2	U	1	U	5	U	1	U
	--	6/15/2022	--	NS-IW		NS-IW		NS-IW		NS-IW		NS-IW		NS-IW		NS-IW	
	--	7/19/2022	--	NS-IW		NS-IW		NS-IW		NS-IW		NS-IW		NS-IW		NS-IW	
	--	8/15/2022	--	NS-IW		NS-IW		NS-IW		NS-IW		NS-IW		NS-IW		NS-IW	
	--	9/20/2022	--	NS-IW		NS-IW		NS-IW		NS-IW		NS-IW		NS-IW		NS-IW	
	--	10/20/2022	--	NS-IW		NS-IW		NS-IW		NS-IW		NS-IW		NS-IW		NS-IW	
	--	11/21/2022	--	NS-IW		NS-IW		NS-IW		NS-IW		NS-IW		NS-IW		NS-IW	
	SW12-121322	12/13/2022	µg/L	1	U	1	U	1	U	2	U	1	U	5	U	1	U
	SW12-011823	1/18/2023	µg/L	1	U	1	U	1	U	2	U	1	U	5	U	1	U
	SW10-022223	2/22/2023	µg/L	1	U	1	U	1	U	2	U	1	U	5	U	1	U
	SW12-022223	2/22/2023	µg/L	1	U	1	U	1	U	2	U	1	U	5	U	1	U
	SW12-031423	3/14/2023	µg/L	1	U	1	U	1	U	2	U	1	U	5	U	1	U
	--	4/19/2023	--	NS-IW		NS-IW		NS-IW		NS-IW		NS-IW		NS-IW		NS-IW	
	--	5/11/2023	--	NS-IW		NS-IW		NS-IW		NS-IW		NS-IW		NS-IW		NS-IW	
	SW12-062723	6/27/2023	µg/L	1	U	1	U	1	U	2	U	1	U	5	U	1	U
	SW12-071823	7/18/2023	µg/L	1	U	1	U	1	U	2	U	1	U	5	U	1	U
	--	8/15/2023	--	NS-IW		NS-IW		NS-IW		NS-IW		NS-IW		NS-IW		NS-IW	
	--	9/12/2023	--	NS-IW		NS-IW		NS-IW		NS-IW		NS-IW		NS-IW		NS-IW	
	--	10/23/2023	--	NS-IW		NS-IW		NS-IW		NS-IW		NS-IW		NS-IW		NS-IW	
	--	11/16/2023	--	NS-IW		NS-IW		NS-IW		NS-IW		NS-IW		NS-IW		NS-IW	
	--	12/18/2023	--	NS-IW		NS-IW		NS-IW		NS-IW		NS-IW		NS-IW		NS-IW	
	--	1/11/2024	--	NS-IW		NS-IW		NS-IW		NS-IW		NS-IW		NS-IW		NS-IW	
	--	2/6/2024	--	NS-IW		NS-IW		NS-IW		NS-IW		NS-IW		NS-IW		NS-IW	
	--	3/5/2024	--	NS-IW		NS-IW		NS-IW		NS-IW		NS-IW		NS-IW		NS-IW	

Table 3B. Analytical Results for Surface Water, Historical

Products (SE) Pipe Line Corporation

Lewis Drive Remediation Site, Belton, South Carolina

Site ID #18693 "Kinder Morgan Belton Pipeline Release"

Location	Sample ID	Date Collected	Units	Analyte															
				Benzene		Ethylbenzene		Toluene		m&p-Xylene		o-Xylene		Naphthalene		MTBE	
			Screening Value (µg/L):	**2.2**	[a]	**530**	[a]	**1,000**	[a]	**NA**	[b]	**NA**	[b]	**NA**	[b]	**NA**	[b]
	--	4/9/2024	--	NS-IW		NS-IW		NS-IW		NS-IW		NS-IW		NS-IW		NS-IW	
	--	5/21/2024	--	NS-IW		NS-IW		NS-IW		NS-IW		NS-IW		NS-IW		NS-IW	
	--	6/11/2024	--	NS-IW		NS-IW		NS-IW		NS-IW		NS-IW		NS-IW		NS-IW	
SW-13	SW13-160819	8/19/2016	µg/L	1	U	1	U	1	U	2	U	1	U	1	U	--	
	SW13-092916	9/29/2016	µg/L	1	U	1	U	1	U	2	U	1	U	1	U	--	
	SW13-103116	10/31/2016	µg/L	1	U	1	U	**2**		2	U	1	U	1	U	--	
	SW13-112816	11/28/2016	µg/L	1	U	1	U	1	U	2	U	1	U	1	U	--	
	SW13-122916	12/29/2016	µg/L	1	U	1	U	1	U	2	U	1	U	1	U	--	
	SW13-012017	1/20/2017	µg/L	1	U	1	U	1	U	2	U	1	U	1	U	--	
	SW13-022817	2/28/2017	µg/L	1	U	1	U	1	U	2	U	1	U	5	U	--	
	SW13-031517	3/15/2017	µg/L	1	U	1	U	1	U	2	U	1	U	5	U	--	
	SW13-032117	3/21/2017	µg/L	1	U	1	U	1	U	2	U	1	U	5	U	--	
	SW13-033017	3/30/2017	µg/L	1	U	1	U	1	U	2	U	1	U	5	U	--	
	SW13-040517	4/5/2017	µg/L	1	U	1	U	**1.21**		2	U	1	U	5	U	--	
	SW13-050417	5/4/2017	µg/L	1	U	1	U	1	U	2	U	1	U	5	U	--	
	SW13-061317	6/13/2017	µg/L	1	U	1	U	1	U	2	U	1	U	5	U	--	
	SW13-071817	7/18/2017	µg/L	1	U	1	U	1	U	2	U	1	U	5	U	--	
	SW13-080217	8/2/2017	µg/L	1	U	1	U	1	U	2	U	1	U	5	U	--	
	SW13-090517	9/5/2017	µg/L	1	U	1	U	1	U	2	U	1	U	5	U	--	
	SW13-120517	12/5/2017	µg/L	1	U	1	U	1	U	2	U	1	U	5	U	--	
	SW13-121417	12/14/2017	µg/L	1	U	1	U	1	U	2	U	1	U	5	U	--	
	SW13-010918	1/9/2018	µg/L	1	U	1	U	1	U	2	U	1	U	5	U	--	
	SW13-020618	2/6/2018	µg/L	**1.78**		1	U	1	U	2	U	1	U	5	U	**4.26**	
	SW13-030918	3/9/2018	µg/L	1	U	1	U	1	U	2	U	1	U	5	U	**2.07**	
	SW13-040618	4/6/2018	µg/L	1	U	1	U	1	U	2	U	1	U	5	U	**1.4**	
	SW13-050318	5/3/2018	µg/L	1	U	1	U	1	U	2	U	1	U	5	U	**3.67**	
	SW13-060718	6/7/2018	µg/L	**2.99**		1	U	**2.48**		2	U	1	U	5	U	**8.08**	
	SW13-071218	7/12/2018	µg/L	1	U	1	U	1	U	2	U	1	U	5	U	1	U
	SW13-081318	8/13/2018	µg/L	1	U	1	U	1	U	2	U	1	U	5	U	1	U
	SW13-091418	9/14/2018	µg/L	1	U	1	U	1	U	2	U	1	U	5	U	1	U
	SW13-120418	12/4/2018	µg/L	1	U	1	U	**1.84**		2	U	1	U	5	U	**3.49**	
	SW13-021919	2/19/2019	µg/L	1	U	1	U	1	U	2	U	1	U	5	U	1	U
	SW13-030719	3/7/2019	µg/L	1	U	1	U	1	U	2	U	1	U	5	U	**11**	
	SW13-051519	5/15/2019	µg/L	1	U	1	U	1	U	2	U	1	U	5	U	**1.3**	
	SW13-060419	6/4/2019	µg/L	1	U	1	U	1	U	2	U	1	U	5	U	**1.11**	
	SW13-071819	7/18/2019	µg/L	1	U	1	U	1	U	2	U	1	U	5	U	1	U
	SW13-082019	8/20/2019	µg/L	1	U	1	U	1	U	2	U	1	U	5	U	1	U

Table 3B. Analytical Results for Surface Water, Historical

Products (SE) Pipe Line Corporation

Lewis Drive Remediation Site, Belton, South Carolina

Site ID #18693 "Kinder Morgan Belton Pipeline Release"

Location	Sample ID	Date Collected	Units	Analyte													
				Benzene		Ethylbenzene		Toluene		m&p-Xylene		o-Xylene		Naphthalene		MTBE	
			Screening Value (µg/L):	2.2	[a]	530	[a]	1,000	[a]	NA	[b]	NA	[b]	NA	[b]	NA	[b]
	SW13-102219	10/22/2019	µg/L	1	U	1	U	1	U	2	U	1	U	5	U	**4.83**	
	SW13-110519	11/5/2019	µg/L	1	U	1	U	1	U	2	U	1	U	5	U	**2.11**	
	SW13-122019	12/20/2019	µg/L	1	U	1	U	1	U	2	U	1	U	5	U	**1.09**	
	SW13-010820	1/8/2020	µg/L	1	U	1	U	1	U	2	U	1	U	5	U	**1.79**	
	SW13-021020	2/10/2020	µg/L	**4.44**		1	U	1	U	2	U	1	U	5	U	**1.5**	
	SW13-031220	3/12/2020	µg/L	1	U	1	U	1	U	2	U	1	U	5	U	**3.73**	
	SW13-040220	4/2/2020	µg/L	1	U	1	U	1	U	2	U	1	U	5	U	**2.09**	
	SW13-050420	5/4/2020	µg/L	1	U	1	U	1	U	2	U	1	U	5	U	**2.87**	
	SW13-060420	6/4/2020	µg/L	1	U	1	U	1	U	2	U	1	U	5	U	**1.82**	
	SW-13-070920	7/9/2020	µg/L	1	U	1	U	1	U	2	U	1	U	5	U	**1.89**	
	SW-13-080620	8/6/2020	µg/L	1	U	1	U	1	U	2	U	1	U	5	U	**1.53**	
	SW13-080620	8/6/2020	µg/L	1	U	1	U	1	U	2	U	1	U	5	U	**1.53**	
	SW-13-091520	9/15/2020	µg/L	1	U	1	U	1	U	2	U	1	U	5	U	**2.18**	
	SW13-091520	9/15/2020	µg/L	1	U	1	U	1	U	2	U	1	U	5	U	**2.18**	
	SW13-102020	10/20/2020	µg/L	1	U	1	U	1	U	2	U	1	U	5	U	**2.42**	
	SW13-111120	11/11/2020	µg/L	1	U	1	U	1	U	2	U	1	U	5	U	**2.5**	
	SW13-121720	12/17/2020	µg/L	1	U	1	U	1	U	2	U	1	U	5	U	**1.55**	
	SW13-012021	1/20/2021	µg/L	1	U	1	U	1	U	2	U	1	U	5	U	**1.26**	
	SW13-022421	2/24/2021	µg/L	1	U	1	U	1	U	2	U	1	U	5	U	**3.51**	
	SW13-032421	3/24/2021	µg/L	**1.35**		1	U	1	U	2	U	1	U	5	U	**6.84**	
	SW13-041521	4/15/2021	µg/L	1	U	1	U	1	U	2	U	1	U	5	U	**3.18**	
	SW13-051821	5/18/2021	µg/L	1	U	1	U	1	U	2	U	1	U	5	U	**4.01**	
	SW13-061721	6/17/2021	µg/L	1	U	1	U	1	U	2	U	1	U	5	U	**2.29**	
	SW13-071421	7/14/2021	µg/L	1	U	1	U	1	U	2	U	1	U	5	U	**2.28**	
	SW13-082421	8/24/2021	µg/L	1	U	1	U	**1.31**		2	U	1	U	5	U	**2.54**	
	SW13-092221	9/22/2021	µg/L	1	U	1	U	**3.79**		2	U	1	U	5	U	**4.84**	
	SW13-102121	10/21/2021	µg/L	1	U	1	U	1	U	2	U	1	U	5	U	**2.29**	
	SW13-111621	11/16/2021	µg/L	1	UJ	1	U	1	U	2	U	1	U	5	U	**2.82**	
	SW13-122021	12/20/2021	µg/L	**1.13**		1	U	1	U	2	U	1	U	5	U	**15.2**	
	SW13-012022	1/20/2022	µg/L	1	U	1	U	1	U	2	U	1	U	5	U	**10.6**	
	SW13-021022	2/10/2022	µg/L	1	U	1	U	1	U	2	U	1	U	5	U	**5.1**	
	--	3/1/2022	--	NS-IW		NS-IW		NS-IW		NS-IW		NS-IW		NS-IW		NS-IW	
	--	4/20/2022	--	NS-IW		NS-IW		NS-IW		NS-IW		NS-IW		NS-IW		NS-IW	
	--	5/19/2022	--	NS-IW		NS-IW		NS-IW		NS-IW		NS-IW		NS-IW		NS-IW	
	--	6/15/2022	--	NS-IW		NS-IW		NS-IW		NS-IW		NS-IW		NS-IW		NS-IW	
	--	7/19/2022	--	NS-IW		NS-IW		NS-IW		NS-IW		NS-IW		NS-IW		NS-IW	
	--	8/15/2022	--	NS-IW		NS-IW		NS-IW		NS-IW		NS-IW		NS-IW		NS-IW	

Table 3B. Analytical Results for Surface Water, Historical

Products (SE) Pipe Line Corporation

Lewis Drive Remediation Site, Belton, South Carolina

Site ID #18693 "Kinder Morgan Belton Pipeline Release"

Location	Sample ID	Date Collected	Units	Analyte													
				Benzene		Ethylbenzene		Toluene		m&p-Xylene		o-Xylene		Naphthalene		MTBE	
			Screening Value (µg/L):	2.2	a	530	a	1,000	a	NA	b	NA	b	NA	b	NA	b
	--	9/20/2022	--	NS-IW		NS-IW		NS-IW		NS-IW		NS-IW		NS-IW		NS-IW	
	--	10/20/2022	--	NS-IW		NS-IW		NS-IW		NS-IW		NS-IW		NS-IW		NS-IW	
	--	11/21/2022	--	NS-IW		NS-IW		NS-IW		NS-IW		NS-IW		NS-IW		NS-IW	
	SW13-121322	12/13/2022	µg/L	**1.97**		1	U	1	U	2	U	1	U	5	U	**23.2**	
	--	1/18/2023	--	NS-IW		NS-IW		NS-IW		NS-IW		NS-IW		NS-IW		NS-IW	
	--	2/22/2023	--	NS-IW		NS-IW		NS-IW		NS-IW		NS-IW		NS-IW		NS-IW	
	SW13-031423	3/14/2023	µg/L	**5.18**		1	U	1	U	2	U	1	U	5	U	**43.4**	
	--	4/19/2023	--	NS-IW		NS-IW		NS-IW		NS-IW		NS-IW		NS-IW		NS-IW	
	--	5/11/2023	--	NS-IW		NS-IW		NS-IW		NS-IW		NS-IW		NS-IW		NS-IW	
	--	6/27/2023	--	NS-IW		NS-IW		NS-IW		NS-IW		NS-IW		NS-IW		NS-IW	
	--	7/18/2023	--	NS-IW		NS-IW		NS-IW		NS-IW		NS-IW		NS-IW		NS-IW	
	--	8/15/2023	--	NS-IW		NS-IW		NS-IW		NS-IW		NS-IW		NS-IW		NS-IW	
	--	9/12/2023	--	NS-IW		NS-IW		NS-IW		NS-IW		NS-IW		NS-IW		NS-IW	
	--	10/23/2023	--	NS-IW		NS-IW		NS-IW		NS-IW		NS-IW		NS-IW		NS-IW	
	--	11/16/2023	--	NS-IW		NS-IW		NS-IW		NS-IW		NS-IW		NS-IW		NS-IW	
	--	12/18/2023	--	NS-IW		NS-IW		NS-IW		NS-IW		NS-IW		NS-IW		NS-IW	
	--	1/11/2024	--	NS-IW		NS-IW		NS-IW		NS-IW		NS-IW		NS-IW		NS-IW	
	--	2/6/2024	--	NS-IW		NS-IW		NS-IW		NS-IW		NS-IW		NS-IW		NS-IW	
	--	3/5/2024	--	NS-IW		NS-IW		NS-IW		NS-IW		NS-IW		NS-IW		NS-IW	
	--	4/9/2024	--	NS-IW		NS-IW		NS-IW		NS-IW		NS-IW		NS-IW		NS-IW	
	--	5/21/2024	--	NS-IW		NS-IW		NS-IW		NS-IW		NS-IW		NS-IW		NS-IW	
	--	6/11/2024	--	NS-IW		NS-IW		NS-IW		NS-IW		NS-IW		NS-IW		NS-IW	
SW-14	SW14-071817	7/18/2017	µg/L	1	U	1	U	1	U	2	U	1	U	5	U	--	
	SW14-080217	8/2/2017	µg/L	1	U	1	U	1	U	2	U	1	U	5	U	--	
	SW14-090517	9/5/2017	µg/L	1	U	1	U	1	U	2	U	1	U	5	U	--	
	SW14-120517	12/5/2017	µg/L	1	U	1	U	1	U	2	U	1	U	5	U	--	
	--	12/14/2017	--	NS-DW		NS-DW		NS-DW		NS-DW		NS-DW		NS-DW		NS-DW	
	SW14-010918	1/9/2018	µg/L	1	U	1	U	1	U	2	U	1	U	5	U	--	
	SW14-020618	2/6/2018	µg/L	1	U	1	U	1	U	2	U	1	U	5	U	1	U
	SW14-030918	3/9/2018	µg/L	1	U	1	U	1	U	2	U	1	U	5	U	1	U
	SW14-040618	4/6/2018	µg/L	1	U	1	U	**1.43**		2	U	1	U	5	U	1	U
	SW14-050318	5/3/2018	µg/L	1	U	1	U	1	U	2	U	1	U	5	U	1	U
	SW14-060718	6/7/2018	µg/L	1	U	1	U	1	U	2	U	1	U	5	U	**1.18**	
	SW14-071218	7/12/2018	µg/L	1	U	1	U	1	U	2	U	1	U	5	U	**1.33**	
	SW14-091418	9/14/2018	µg/L	1	U	1	U	1	U	2	U	1	U	5	U	1	U
	SW14-120418	12/4/2018	µg/L	1	U	1	U	1	U	2	U	1	U	5	U	**1.62**	
	SW14-021919	2/19/2019	µg/L	1	U	1	U	1	U	2	U	1	U	5	U	**1.19**	

Table 3B. Analytical Results for Surface Water, Historical

Products (SE) Pipe Line Corporation

Lewis Drive Remediation Site, Belton, South Carolina

Site ID #18693 "Kinder Morgan Belton Pipeline Release"

Location	Sample ID	Date Collected	Units	Analyte													
				Benzene		Ethylbenzene		Toluene		m&p-Xylene		o-Xylene		Naphthalene		MTBE	
			Screening Value (µg/L):	2.2	[a]	530	[a]	1,000	[a]	NA	[b]	NA	[b]	NA	[b]	NA	[b]
	SW14-030719	3/7/2019	µg/L	1	U	1	U	1	U	2	U	1	U	5	U	**1.68**	
	SW14-051519	5/15/2019	µg/L	1	U	1	U	1	U	2	U	1	U	5	U	**1.5**	
	SW14-060419	6/4/2019	µg/L	1	U	1	U	1	U	2	U	1	U	5	U	1	U
	SW14-071819	7/18/2019	µg/L	1	U	1	U	1	U	2	U	1	U	5	U	1	U
	SW14-082019	8/20/2019	µg/L	1	U	1	U	1	U	2	U	1	U	5	U	1	U
	SW14-091819	9/18/2019	µg/L	1	U	1	U	1	U	2	U	1	U	5	U	1	U
	SW14-102219	10/22/2019	µg/L	1	U	1	U	1	U	2	U	1	U	5	U	1	U
	SW14-110519	11/5/2019	µg/L	1	U	1	U	1	U	2	U	1	U	5	U	1	U
	SW14-122019	12/20/2019	µg/L	1	U	1	U	1	U	2	U	1	U	5	U	1	U
	SW14-010820	1/8/2020	µg/L	1	U	1	U	1	U	2	U	1	U	5	U	1	U
	SW14-021020	2/10/2020	µg/L	1	U	1	U	1	U	2	U	1	U	5	U	1	U
	SW14-031220	3/12/2020	µg/L	1	U	1	U	1	U	2	U	1	U	5	U	1	U
	SW14-040220	4/2/2020	µg/L	1	U	1	U	1	U	2	U	1	U	5	U	1	U
	SW14-050420	5/4/2020	µg/L	1	U	1	U	1	U	2	U	1	U	5	U	1	U
	SW14-060420	6/4/2020	µg/L	1	U	1	U	1	U	2	U	1	U	5	U	**1.49**	
	SW-14-070920	7/9/2020	µg/L	1	U	1	U	1	U	2	U	1	U	5	U	1	U
	SW-14-080620	8/6/2020	µg/L	1	U	1	U	1	U	2	U	1	U	5	U	**2.83**	
	SW14-080620	8/6/2020	µg/L	1	U	1	U	1	U	2	U	1	U	5	U	**2.83**	
	SW-14-091520	9/15/2020	µg/L	1	U	1	U	1	U	2	U	1	U	5	U	1	U
	SW14-091520	9/15/2020	µg/L	1	U	1	U	1	U	2	U	1	U	5	U	1	U
	SW14-102020	10/20/2020	µg/L	1	U	1	U	1	U	2	U	1	U	5	U	**1.4**	
	SW14-111120	11/11/2020	µg/L	1	U	1	U	1	U	2	U	1	U	5	U	**1.75**	
	--	12/17/2020	--	No property access													
	--	1/20/2021	--	No property access													
	--	2/24/2021	--	No property access													
	--	3/24/2021	--	No property access													
	--	4/15/2021	--	No property access													
	SW14-051821	5/18/2021	µg/L	1	U	1	U	1	U	2	U	1	U	5	U	1	U
	SW14-061721	6/17/2021	µg/L	1	U	1	U	1	U	2	U	1	U	5	U	1	U
	SW14-071421	7/14/2021	µg/L	1	U	1	U	1	U	2	U	1	U	5	U	**2.86**	
	SW14-082421	8/24/2021	µg/L	1	U	1	U	1	U	2	U	1	U	5	U	1	U
	SW14-091721	9/17/2021	µg/L	1	U	1	U	1	U	2	U	1	U	5	U	**2.01**	
	SW14-102121	10/21/2021	µg/L	1	U	1	U	1	U	2	U	1	U	5	UJ	**1.03**	
	SW14-111621	11/16/2021	µg/L	1	UJ	1	U	1	U	2	U	1	U	5	U	1	U
	SW14-122021	12/20/2021	µg/L	1	U	1	U	1	U	2	U	1	U	5	UJ	**3.2**	
	SW14-012022	1/20/2022	µg/L	1	U	1	U	1	U	2	U	1	U	5	U	1	U
	SW14-021022	2/10/2022	µg/L	1	U	1	U	1	U	2	U	1	U	5	U	**1.24**	

Table 3B. Analytical Results for Surface Water, Historical

Products (SE) Pipe Line Corporation

Lewis Drive Remediation Site, Belton, South Carolina

Site ID #18693 "Kinder Morgan Belton Pipeline Release"

Location	Sample ID	Date Collected	Units	Analyte													
				Benzene		Ethylbenzene		Toluene		m&p-Xylene		o-Xylene		Naphthalene		MTBE	
			Screening Value (µg/L):	2.2	[a]	530	[a]	1,000	[a]	NA	[b]	NA	[b]	NA	[b]	NA	[b]
	SW14-030122	3/1/2022	µg/L	1	U	1	U	1	U	2	U	1	U	5	U	1	U
	SW14-042022	4/20/2022	µg/L	1	U	1	U	1	U	2	U	1	U	5	U	1	U
	SW14-051922	5/19/2022	µg/L	1	U	1	U	1	U	2	U	1	U	5	U	**4.05**	
	SW14-061522	6/15/2022	µg/L	1	U	1	U	1	U	2	U	1	U	5	UJ	1	U
	SW14-071922	7/19/2022	µg/L	1	U	1	U	1	U	2	U	1	U	5	U	1	U
	SW14-081522	8/15/2022	µg/L	1	U	1	U	1	U	2	U	1	U	5	U	1	U
	SW14-092022	9/20/2022	µg/L	1	U	1	U	1	U	2	U	1	U	5	U	1	U
	SW14-102022	10/20/2022	µg/L	1	U	1	U	1	U	2	U	1	U	5	U	1	U
	SW14-112122	11/21/2022	µg/L	1	U	1	U	1	U	2	U	1	U	5	U	1	U
	SW14-121322	12/13/2022	µg/L	1	U	1	U	1	U	2	U	1	U	5	U	1	U
	SW14-011823	1/18/2023	µg/L	1	U	1	U	1	U	2	U	1	U	5	U	1	U
	SW14-022223	2/22/2023	µg/L	1	U	1	U	1	U	2	U	1	U	5	U	1	U
	SW14-031423	3/14/2023	µg/L	1	U	1	U	1	U	2	U	1	U	5	U	1	U
	SW14-041923	4/19/2023	µg/L	1	U	1	U	1	U	2	U	1	U	5	U	1	U
	SW14-051123	5/11/2023	µg/L	1	U	1	U	1	U	2	U	1	U	5	U	1	U
	SW14-062723	6/27/2023	µg/L	1	U	1	U	1	U	2	U	1	U	5	U	**2.07**	
	--	7/18/2023	--	NS-IW		NS-IW		NS-IW		NS-IW		NS-IW		NS-IW		NS-IW	
	SW14-081523	8/15/2023	µg/L	1	U	1	U	1	U	2	U	1	U	5	U	1	U
	SW14-091223	9/12/2023	µg/L	1	U	1	U	1	U	2	U	1	U	5	U	1	U
	SW14-102323	10/23/2023	µg/L	1	U	1	U	1	U	2	U	1	U	5	U	1	U
	SW14-111623	11/16/2023	µg/L	1	U	1	U	1	U	2	U	1	U	5	U	1	UJ
	SW14-121823	12/18/2023	µg/L	1	U	1	U	1	U	2	U	1	U	5	U	1	U
	SW14-011124	1/11/2024	µg/L	1	U	1	U	1	U	2	U	1	U	5	UJ	1	U
	SW14-020624	2/6/2024	µg/L	1	U	1	U	1	U	2	U	1	U	5	U	1	U
	SW14-030524	3/5/2024	µg/L	1	U	1	U	1	U	2	U	1	U	5	U	1	U
	SW14-040924	4/9/2024	µg/L	1	U	1	U	1	U	2	U	1	U	5	U	1	U
	SW-14-052124	5/21/2024	ug/L	1	U	1	U	1	U	2	U	1	U	5	U	**1.15**	
	SW-14-061124	6/11/2024	ug/L	1	U	1	U	1	U	2	U	1	U	5	U	1	U
FP-01	FP01-031616	3/16/2016	µg/L	1	U	1	U	1	U	2	U	1	U	1	U	--	
	FP01-042716	4/27/2016	µg/L	1	U	1	U	1	U	2	U	1	U	1	U	--	
	FP01-050916	5/9/2016	µg/L	1	U	1	U	1	U	2	U	1	U	1	U	--	
	FP01-062716	6/27/2016	µg/L	1	U	1	U	1	U	2	U	1	U	1	U	--	
	FP01-072816	7/28/2016	µg/L	1	U	1	U	1	U	2	U	1	U	1	U	--	
	FP01-081916	8/19/2016	µg/L	1	U	1	U	1	U	2	U	1	U	1	U	--	
	FP01-160819	8/19/2016	µg/L	1	U	1	U	1	U	2	U	1	U	1	U	--	
	FP01-092916	9/29/2016	µg/L	1	U	1	U	1	U	2	U	1	U	1	U	--	
	FP01-103116	10/31/2016	µg/L	1	U	1	U	1	U	2	U	1	U	1	U	--	

Table 3B. Analytical Results for Surface Water, Historical

Products (SE) Pipe Line Corporation

Lewis Drive Remediation Site, Belton, South Carolina

Site ID #18693 "Kinder Morgan Belton Pipeline Release"

Location	Sample ID	Date Collected	Units	Analyte													
				Benzene		Ethylbenzene		Toluene		m&p-Xylene		o-Xylene		Naphthalene		MTBE	
			Screening Value (µg/L):	2.2	[a]	530	[a]	1,000	[a]	NA	[b]	NA	[b]	NA	[b]	NA	[b]
	FP01-112816	11/28/2016	µg/L	1	U	1	U	1	U	2	U	1	U	1	U	--	
	FP01-122916	12/29/2016	µg/L	1	U	1	U	1	U	2	U	1	U	1	U	--	
	FP01-012017	1/20/2017	µg/L	1	U	1	U	1	U	2	U	1	U	1	U	--	
	FP01-022817	2/28/2017	µg/L	1	U	1	U	1	U	2	U	1	U	5	U	--	
	FP01-031517	3/15/2017	µg/L	1	U	1	U	1	U	2	U	1	U	5	U	--	
	FP-01-032117	3/21/2017	µg/L	1	U	1	U	1	U	2	U	1	U	5	U	--	
	FP-01-033017	3/30/2017	µg/L	1	U	1	U	1	U	2	U	1	U	5	U	--	
	FP-01-040517	4/5/2017	µg/L	1	U	1	U	1	U	2	U	1	U	5	U	--	
	FP-01-050417	5/4/2017	µg/L	1	U	1	U	1	U	2	U	1	U	5	U	--	
	FP-01-061317	6/13/2017	µg/L	1	U	1	U	1	U	2	U	1	U	5	U	--	
	FP-01-071817	7/18/2017	µg/L	1	U	1	U	1	U	2	U	1	U	5	U	--	
	FP-01-080217	8/2/2017	µg/L	1	U	1	U	1	U	2	U	1	U	5	U	--	
	FP-01-090517	9/5/2017	µg/L	1	U	1	U	1	U	2	U	1	U	5	U	--	
	FP-01-120517	12/5/2017	µg/L	1	U	1	U	1	U	2	U	1	U	5	U	--	
	FP-01-121417	12/14/2017	µg/L	1	U	1	U	1	U	2	U	1	U	5	U	--	
	FP01-010918	1/9/2018	µg/L	1	U	1	U	1	U	2	U	1	U	5	U	--	
	FP01-020618	2/6/2018	µg/L	1	U	1	U	1	U	2	U	1	U	5	U	1	U
	FP01-030918	3/9/2018	µg/L	1	U	1	U	1	U	2	U	1	U	5	U	1	U
	FP01-040618	4/6/2018	µg/L	1	U	1	U	1	U	2	U	1	U	5	U	1	U
	FP01-050318	5/3/2018	µg/L	1	U	1	U	1	U	2	U	1	U	5	U	1	U
	FP01-060718	6/7/2018	µg/L	1	U	1	U	1	U	2	U	1	U	5	U	1	U
	FP01-071218	7/12/2018	µg/L	1	U	1	U	1	U	2	U	1	U	5	U	1	U
	FP01-091418	9/14/2018	µg/L	1	U	1	U	1	U	2	U	1	U	5	U	1	U
FP-02	FP02-031616	3/16/2016	µg/L	1	U	1	U	1	U	2	U	1	U	1	U	--	
	FP02-042716	4/27/2016	µg/L	1	U	1	U	1	U	2	U	1	U	1	U	--	
	FP02-050916	5/9/2016	µg/L	1	U	1	U	1	U	2	U	1	U	1	U	--	
	FP02-062716	6/27/2016	µg/L	1	U	1	U	1	U	2	U	1	U	1	U	--	
	FP02-072816	7/28/2016	µg/L	1	U	1	U	1	U	2	U	1	U	1	U	--	
	FP02-081916	8/19/2016	µg/L	1	U	1	U	1	U	2	U	1	U	1	U	--	
	FP02-160819	8/19/2016	µg/L	1	U	1	U	1	U	2	U	1	U	1	U	--	
	FP02-092916	9/29/2016	µg/L	1	U	1	U	1	U	2	U	1	U	1	U	--	
	FP02-103116	10/31/2016	µg/L	1	U	1	U	1	U	2	U	1	U	1	U	--	
	FP02-112816	11/28/2016	µg/L	1	U	1	U	1	U	2	U	1	U	1	U	--	
	FP02-122916	12/29/2016	µg/L	1	U	1	U	1	U	2	U	1	U	1	U	--	
	FP02-012017	1/20/2017	µg/L	1	U	1	U	1	U	2	U	1	U	1	U	--	
	FP02-022817	2/28/2017	µg/L	1	U	1	U	1	U	2	U	1	U	5	U	--	
	FP02-031517	3/15/2017	µg/L	1	U	1	U	1	U	2	U	1	U	5	U	--	

Table 3B. Analytical Results for Surface Water, Historical

Products (SE) Pipe Line Corporation

Lewis Drive Remediation Site, Belton, South Carolina

Site ID #18693 "Kinder Morgan Belton Pipeline Release"

Location	Sample ID	Date Collected	Units	Analyte													
				Benzene		Ethylbenzene		Toluene		m&p-Xylene		o-Xylene		Naphthalene		MTBE	
			Screening Value (µg/L):	2.2	[a]	530	[a]	1,000	[a]	NA	[b]	NA	[b]	NA	[b]	NA	[b]
	FP-02-032117	3/21/2017	µg/L	1	U	1	U	1	U	2	U	1	U	5	U	--	
	FP-02-033017	3/30/2017	µg/L	1	U	1	U	1	U	2	U	1	U	5	U	--	
	FP-02-040517	4/5/2017	µg/L	1	U	1	U	1	U	2	U	1	U	5	U	--	
	FP-02-050417	5/4/2017	µg/L	1	U	1	U	1	U	2	U	1	U	5	U	--	
	FP-02-061317	6/13/2017	µg/L	1	U	1	U	1	U	2	U	1	U	5	U	--	
	FP-02-071817	7/18/2017	µg/L	1	U	1	U	1	U	2	U	1	U	5	U	--	
	FP-02-080217	8/2/2017	µg/L	1	U	1	U	1	U	2	U	1	U	5	U	--	
	FP-02-090517	9/5/2017	µg/L	1	U	1	U	1	U	2	U	1	U	5	U	--	
	FP-02-120517	12/5/2017	µg/L	1	U	1	U	1	U	2	U	1	U	5	U	--	
	FP-02-121417	12/14/2017	µg/L	1	U	1	U	1	U	2	U	1	U	5	U	--	
	FP02-010918	1/9/2018	µg/L	1	U	1	U	1	U	2	U	1	U	5	U	--	
	FP02-020618	2/6/2018	µg/L	1	U	1	U	1	U	2	U	1	U	5	U	1	U
	FP02-030918	3/9/2018	µg/L	1	U	1	U	1	U	2	U	1	U	5	U	1	U
	FP02-040618	4/6/2018	µg/L	1	U	1	U	1	U	2	U	1	U	5	U	1	U
	FP02-050318	5/3/2018	µg/L	1	U	1	U	1	U	2	U	1	U	5	U	1	U
	FP02-060718	6/7/2018	µg/L	1	U	1	U	1	U	2	U	1	U	5	U	1	U
	FP02-071218	7/12/2018	µg/L	1	U	1	U	1	U	2	U	1	U	5	U	1	U
	FP02-091418	9/14/2018	µg/L	1	U	1	U	1	U	2	U	1	U	5	U	1	U
FP-03	FP03-031616	3/16/2016	µg/L	1	U	1	U	1	U	2	U	1	U	1	U	--	
	FP03-042716	4/27/2016	µg/L	1	U	1	U	1	U	2	U	1	U	1	U	--	
	FP03-050916	5/9/2016	µg/L	1	U	1	U	1	U	2	U	1	U	1	U	--	
	FP03-062716	6/27/2016	µg/L	1	U	1	U	1	U	2	U	1	U	1	U	--	
	FP03-072816	7/28/2016	µg/L	1	U	1	U	1	U	2	U	1	U	1	U	--	
	--	8/19/2016	--	NS-HS		NS-HS		NS-HS		NS-HS		NS-HS		NS-HS		NS-HS	
	FP03-092916	9/29/2016	µg/L	1	U	1	U	1	U	2	U	1	U	1	U	--	
	FP03-103116	10/31/2016	µg/L	1	U	1	U	1	U	2	U	1	U	1	U	--	
	FP03-112816	11/28/2016	µg/L	1	U	1	U	1	U	2	U	1	U	1	U	--	
	FP03-122916	12/29/2016	µg/L	1	U	1	U	1	U	2	U	1	U	1	U	--	
	FP03-012017	1/20/2017	µg/L	1	U	1	U	1	U	2	U	1	U	1	U	--	
	FP03-022817	2/28/2017	µg/L	1	U	1	U	1	U	2	U	1	U	5	U	--	
	FP03-031517	3/15/2017	µg/L	1	U	1	U	1	U	2	U	1	U	5	U	--	
	FP-03-032117	3/21/2017	µg/L	1	U	1	U	1	U	2	U	1	U	5	U	--	
	FP-03-033017	3/30/2017	µg/L	1	U	1	U	1	U	2	U	1	U	5	U	--	
	--	4/5/2017	--	NS-HS		NS-HS		NS-HS		NS-HS		NS-HS		NS-HS		NS-HS	
	FP-03-050417	5/4/2017	µg/L	1	U	1	U	1	U	2	U	1	U	5	U	--	
	FP-03-061317	6/13/2017	µg/L	1	U	1	U	1	U	2	U	1	U	5	U	--	
	FP-03-071817	7/18/2017	µg/L	1	U	1	U	1	U	2	U	1	U	5	U	--	

Table 3B. Analytical Results for Surface Water, Historical

Products (SE) Pipe Line Corporation

Lewis Drive Remediation Site, Belton, South Carolina

Site ID #18693 "Kinder Morgan Belton Pipeline Release"

Location	Sample ID	Date Collected	Units	Analyte													
				Benzene		Ethylbenzene		Toluene		m&p-Xylene		o-Xylene		Naphthalene		MTBE	
			Screening Value (µg/L):	2.2	[a]	530	[a]	1,000	[a]	NA	[b]	NA	[b]	NA	[b]	NA	[b]
	FP-03-080217	8/2/2017	µg/L	1	U	1	U	1	U	2	U	1	U	5	U	--	
	FP-03-090517	9/5/2017	µg/L	1	U	1	U	1	U	2	U	1	U	5	U	--	
	FP-03-120517	12/5/2017	µg/L	1	U	1	U	1	U	2	U	1	U	5	U	--	
	FP-03-121417	12/14/2017	µg/L	1	U	1	U	1	U	2	U	1	U	5	U	--	
	FP03-010918	1/9/2018	µg/L	1	U	1	U	1	U	2	U	1	U	5	U	--	
	FP03-020618	2/6/2018	µg/L	1	U	1	U	1	U	2	U	1	U	5	U	1	U
	FP03-030918	3/9/2018	µg/L	1	U	1	U	1	U	2	U	1	U	5	U	1	U
	FP03-040618	4/6/2018	µg/L	1	U	1	U	1	U	2	U	1	U	5	U	1	U
	FP03-050318	5/3/2018	µg/L	1	U	1	U	1	U	2	U	1	U	5	U	1	U
	FP03-060718	6/7/2018	µg/L	1	U	1	U	1	U	2	U	1	U	5	U	1	U
	FP03-071218	7/12/2018	µg/L	1	U	1	U	1	U	2	U	1	U	5	U	1	U
	FP03-091418	9/14/2018	µg/L	1	U	1	U	1	U	2	U	1	U	5	U	1	U

Notes:

[a] South Carolina Department of Health and Environmental Control (DHEC) R.61-68, Water Classifications and Standards, Human Health for Consumption of Water and Organism, June 27, 2014.

[b] Screening levels for these analytes are not specified in DHEC R.61-68.

[c] The analyte was analyzed for, but was not detected above the laboratory reporting/quantitation limit. However, the laboratory reporting/quantitation limit is above the screening criteria. The actual absence or presence of this analyte between the screening criteria and the laboratory reporting/quantitation limit cannot be determined.

Samples analyzed by U.S. Environmental Protection Agency Methods SW 8260B/8260D.

Bold indicates the analyte was detected above the method detection limit.

Gray shading indicates the analyte exceeded its screening value.

µg/L = microgram(s) per liter

FP = fishing pond

ID = identification

J = estimated value

MTBE = methyl tertiary butyl ether

NA = not applicable

NS-DW = sample not collected due to location being in a different watershed

NS-HS = sample not collected due to health and safety concerns

NS-IW = sample not collected due to insufficient volume at surface water location

SW = surface water

U = analyte was not detected above the reported sample quantitation limit

UJ = analyte was not detected above the reported sample quantitation limit and should be considered estimated

Table 4A. Analytical Results for Groundwater, First Semiannual 2024

Products (SE) Pipe Line Corporation

Lewis Drive Remediation Site, Belton, South Carolina

Site ID #18693 "Kinder Morgan Belton Pipeline Release"

Location	Sample ID	Sample Date	Units	Analyte																	
				Benzene		Ethylbenzene		Toluene		Total Xylenes		1,2-DCA		MTBE		Naphthalene		EDB	
		RBSL[a]:	µg/L	5.0		700		1,000		10,000		5.0		40		25		0.05	
MW-01	MW-01-030624	3/6/2024	µg/L	1	U	1	U	1	U	3	U	1	U	1	U	5	U	--	
MW-01B	MW-01B-030624	3/6/2024	µg/L	1	U	1	U	1	U	3	U	1	U	1	U	5	U	--	
MW-02	MW-02-030624	3/6/2024	µg/L	1	U	**14.7**		1	U	**25.2**		1	U	1	U	**47.6**		--	
MW-02B	MW-02B-030624	3/6/2024	µg/L	1	U	1	U	1	U	3	U	1	U	1	U	5	U	--	
MW-03	MW-03-030524	3/5/2024	µg/L	1	U	1	U	1	U	3	U	1	U	1	U	5	U	--	
MW-04	MW-04-030524	3/5/2024	µg/L	1	U	1	U	1	U	3	U	1	U	1	U	5	U	--	
MW-05	MW-05-030524	3/5/2024	µg/L	1	U	1	U	1	U	3	U	1	U	1	U	5	U	--	
MW-06	MW-06-030524	3/5/2024	µg/L	1	U	1	U	1	U	3	U	1	U	1	U	5	U	--	
MW-06B	MW-06B-030524	3/5/2024	µg/L	1	U	1	U	**3.26**		3	U	1	U	1	U	5	U	--	
MW-07	MW-07-030524	3/5/2024	µg/L	**1150**		**2240**		**15400**		**12100**		200	U[b]	200	U[b]	1000	U[b]	--	
MW-07	MW-07-061024	6/10/2024	µg/L	**31.1**		**252**		**305**		**1500**		20	U[b]	20	U	100	UJ[b]	--	
MW-08	MW-08-030624	3/6/2024	µg/L	1	U	1	U	1	U	3	U	1	U	1	U	5	U	--	
MW-09	MW-09-030624	3/6/2024	µg/L	1	U	**138**		**11.8**		**699**		1	U	1	U	**34.5**		--	
MW-09B	MW-09B-030624	3/6/2024	µg/L	1	U	1	U	**2.21**		**4.86**		1	U	1	U	5	U	--	
MW-10	MW-10-030624	3/6/2024	µg/L	1	U	1	U	1	U	3	U	1	U	1	U	5	U	--	
MW-11	MW-11-030624	3/6/2024	µg/L	**1930**		**2320**		**1280**		**9770**		200	U[b]	200	U[b]	1000	U[b]	--	
MW-11	MW-11-061024	6/10/2024	µg/L	**2020**		**2610**		**1670**		**11800**		200	U[b]	200	U[b]	1000	U[b]	--	
MW-12	MW-12-030624	3/6/2024	µg/L	1	U	1	U	1	U	3	U	1	U	1	U	5	U	--	
MW-12B	MW-12B-030624	3/6/2024	µg/L	1	U	1	U	1	U	3	U	1	U	1	U	5	U	--	
MW-13	MW-13-030524	3/5/2024	µg/L	1	U	1	U	1	U	3	U	1	U	1	U	5	U	--	
MW-13B	MW-13B-030624	3/6/2024	µg/L	**654**		**1.04**		**2.09**		3	U	1	U	**100**		5	U	--	
MW-14	MW-14-030624	3/6/2024	µg/L	1	U	1	U	1	U	3	U	1	U	1	U	5	U	--	
MW-14	MW-14-061024	6/10/2024	µg/L	1	U	1	U	1	U	3	U	1	U	1	U	5	U	--	
MW-14B	MW-14B-030624	3/6/2024	µg/L	**7.60**		1	U	1	U	**4.40**		1	U	**20.8**		5	U	--	
MW-14B	MW-14B-061024	6/10/2024	µg/L	**2.00**	**J**	1	U	1	U	3	U	1	U	**12.6**	**J**	5	U	--	
MW-15	MW-15-030624	3/6/2024	µg/L	1	U	1	U	1	U	3	U	1	U	1	U	5	U	--	
MW-15B	MW-15B-030624	3/6/2024	µg/L	**86.4**		1	U	**2.94**		**5.74**		1	U	**59.5**		5	U	--	
MW-15B	MW-15B-061024	6/10/2024	µg/L	**70.5**		**1.20**		**5.60**		**11.3**		**1.07**		**74.0**		5	U	--	
MW-16	MW-16-030624	3/6/2024	µg/L	**22.5**		**39.7**		**1350**		**319**		1	U	**3.50**		**31.0**		--	
MW-17B	MW-17B-030524	3/5/2024	µg/L	**3070**		**321**		**1980**		**3140**		100	U[b]	100	U[b]	500	U[b]	--	
MW-17B	MW-17B-061024	6/10/2024	µg/L	**4150**	**J**	**692**	**J**	**3060**	**J**	**5180**	**J**	100	U[b]	100	U[b]	500	U[b]	--	
MW-18	MW-18-030624	3/6/2024	µg/L	**8.09**		**111**		**652**		**753**		1	U	**4.56**		**281**		--	
MW-19	MW-19-030524	3/5/2024	µg/L	1	U	1	U	1	U	3	U	1	U	1	U	5	U	--	
MW-20	MW-20-030524	3/5/2024	µg/L	**4430**		**1110**		**13200**		**6850**		100	U[b]	100	U[b]	500	U[b]	--	
MW-20	MW-20-061024	6/10/2024	µg/L	**1640**		**1540**		**14600**		**15100**		100	U[b]	100	U[b]	500	U[b]	--	
MW-21	MW-21-030624	3/6/2024	µg/L	1	U	1	U	1	U	3	U	1	U	1	U	5	U	--	
MW-22	MW-22-030624	3/6/2024	µg/L	1	U	1	U	1	U	3	U	1	U	1	U	5	U	--	

Table 4A. Analytical Results for Groundwater, First Semiannual 2024

Products (SE) Pipe Line Corporation

Lewis Drive Remediation Site, Belton, South Carolina

Site ID #18693 "Kinder Morgan Belton Pipeline Release"

Location	Sample ID	Sample Date	Units	Analyte																	
				Benzene		Ethylbenzene		Toluene		Total Xylenes		1,2-DCA		MTBE		Naphthalene		EDB	
		RBSL[a]:	µg/L	5.0		700		1,000		10,000		5.0		40		25		0.05	
MW-23	MW-23-030524	3/5/2024	µg/L	1	U	1	U	1	U	3	U	1	U	1	U	5	U	--	
MW-23	MW-23-061024	6/10/2024	µg/L	**910**		**46.3**		**37.5**		**430**		1	U	**4.54**		125	U[b]	--	
MW-23B	MW-23B-030524	3/5/2024	µg/L	1	U	1	U	1	U	3	U	1	U	1	U	5	U	--	
MW-24	MW-24-030624	3/6/2024	µg/L	1	U	1	U	1	U	3	U	1	U	1	U	5	U	--	
MW-24B	MW-24B-030624	3/6/2024	µg/L	1	U	1	U	1	U	3	U	1	U	1	U	5	U	--	
MW-25	MW-25-030624	3/6/2024	µg/L	1	U	1	U	1	U	3	U	1	U	1	U	5	U	--	
MW-25B	MW-25B-030624	3/6/2024	µg/L	1	U	1	U	1	U	3	U	1	U	**2.63**		5	U	--	
MW-26	MW-26-030624	3/6/2024	µg/L	1	U	1	U	1	U	3	U	1	U	1	U	5	U	--	
MW-26B	MW-26B-030624	3/6/2024	µg/L	1	U	1	U	1	U	3	U	1	U	1	U	5	U	--	
MW-27	MW-27-030624	3/6/2024	µg/L	1	U	1	U	1	U	3	U	1	U	1	U	5	U	--	
MW-27B	MW-27B-030624	3/6/2024	µg/L	1	U	1	U	1	U	3	U	1	U	1	U	5	U	--	
MW-28	MW-28-030624	3/6/2024	µg/L	1	U	1	U	1	U	3	U	1	U	1	U	5	U	--	
MW-29	MW-29-030524	3/5/2024	µg/L	1	U	1	U	1	U	3	U	1	U	1	U	5	U	--	
MW-30	MW-30-030524	3/5/2024	µg/L	1	U	1	U	1	U	3	U	1	U	1	U	5	U	--	
MW-31	MW-31-030624	3/6/2024	µg/L	1	U	1	U	1	U	3	U	1	U	1	U	5	U	--	
MW-31B	MW-31B-030624	3/6/2024	µg/L	1	U	1	U	1	U	3	U	1	U	1	U	5	U	--	
MW-32	MW-32-030624	3/6/2024	µg/L	1	U	1	U	1	U	3	U	1	U	1	U	5	U	--	
MW-33	MW-33-030624	3/6/2024	µg/L	1	U	1	U	1	U	3	U	1	U	1	U	5	U	--	
MW-33T	MW-33T-030624	3/6/2024	µg/L	1	U	1	U	1	U	3	U	1	U	1	U	5	U	--	
MW-34	MW-34-030624	3/6/2024	µg/L	1	U	1	U	1	U	3	U	1	U	**1.28**		5	U	--	
MW-35	MW-35-030624	3/6/2024	µg/L	1	U	1	U	1	U	3	U	1	U	1	U	5	U	--	
MW-36	MW-36-030524	3/5/2024	µg/L	1	U	1	U	1	U	3	U	1	U	1	U	5	U	--	
MW-36	MW-36-061024	6/10/2024	µg/L	1	U	1	U	1	U	3	U	1	U	1	U	5	U	--	
MW-36B	MW-36B-030524	3/5/2024	µg/L	1	U	1	U	1	U	3	U	1	U	1	U	5	U	--	
MW-37	MW-37-030524	3/5/2024	µg/L	1	U	1	U	1	U	3	U	1	U	**3.06**		5	U	--	
MW-37	MW-37-061124	6/11/2024	µg/L	**57.1**		1	U	1	U	3	U	1	U	**17.4**		5	U	--	
MW-38	MW-38-030524	3/5/2024	µg/L	1	U	1	U	1	U	3	U	1	U	**1.52**		5	U	--	
MW-38	MW-38-061124	6/11/2024	µg/L	1	U	1	U	1	U	3	U	1	U	1	U	5	U	--	
MW-38B	MW-38B-030624	3/6/2024	µg/L	**10.8**		1	U	1	U	3	U	1	U	**48.7**		5	U	--	
MW-38B	MW-38B-061024	6/10/2024	µg/L	**1.55**	**J**	1	U	1	U	3	U	1	U	**24.5**	**J**	5	U	--	
MW-39	MW-39-030624	3/6/2024	µg/L	1	U	1	U	1	U	3	U	1	U	1	U	5	U	--	
MW-39	MW-39-061024	6/10/2024	µg/L	1	U	1	U	1	U	3	U	1	U	1	U	5	U	--	
MW-40	MW-40-030624	3/6/2024	µg/L	1	U	1	U	1	U	3	U	1	U	1	U	5	U	--	
MW-40	MW-40-061024	6/10/2024	µg/L	1	U	1	U	1	U	3	U	1	U	1	U	5	U	--	
MW-41	MW-41-030624	3/6/2024	µg/L	1	U	1	U	1	U	3	U	1	U	1	U	5	U	--	
MW-41	MW-41-061024	6/10/2024	µg/L	1	U	1	U	1	U	3	U	1	U	1	U	5	U	--	
MW-42	MW-42-030624	3/6/2024	µg/L	1	U	1	U	1	U	3	U	1	U	1	U	5	U	--	

Table 4A. Analytical Results for Groundwater, First Semiannual 2024

Products (SE) Pipe Line Corporation

Lewis Drive Remediation Site, Belton, South Carolina

Site ID #18693 "Kinder Morgan Belton Pipeline Release"

Location	Sample ID	Sample Date	Units	Analyte																	
				Benzene		Ethylbenzene		Toluene		Total Xylenes		1,2-DCA		MTBE		Naphthalene		EDB	
		RBSL[a]:	µg/L	5.0		700		1,000		10,000		5.0		40		25		0.05	
MW-43	MW-43-030624	3/6/2024	µg/L	1	U	1	U	1	U	3	U	1	U	1	U	5	U	--	
MW-43B	MW-43B-030624	3/6/2024	µg/L	1	U	1	U	1	U	3	U	1	U	1	U	5	U	--	
MW-44	MW-44-030624	3/6/2024	µg/L	1	U	1	U	1	U	3	U	1	U	1	U	5	U	--	
MW-44B	MW-44B-030624	3/6/2024	µg/L	1	U	1	U	1	U	3	U	1	U	1	U	5	U	--	
MW-45	MW-45-030524	3/5/2024	µg/L	1	U	1	U	1	U	3	U	1	U	1	U	5	U	--	
MW-45	MW-45-061024	6/10/2024	µg/L	1	U	1	U	1	U	3	U	1	U	1	U	5	UJ	--	
MW-45B	MW-45B-030524	3/5/2024	µg/L	1	U	1	U	**1.11**		3	U	1	U	1	U	5	U	--	
MW-46	MW-46-030524	3/5/2024	µg/L	**251**		5	U	5	U	15	U	5	U	**18.0**		25	U	--	
MW-46	MW-46-061124	6/11/2024	µg/L	**349**		5	U	5	U	15	U	5	U	**21.1**		25	U	--	
MW-47	MW-47-030624	3/6/2024	µg/L	1	U	1	U	1	U	3	U	1	U	1	U	5	U	--	
MW-48B	MW-48B-030624	3/6/2024	µg/L	1	U	1	U	1	U	3	U	1	U	**1.08**		5	U	--	
MW-49	MW-49-030624	3/6/2024	µg/L	1	U	1	U	1	U	3	U	1	U	1	U	5	U	--	
MW-50B	MW-50B-030624	3/6/2024	µg/L	1	U	1	U	1	U	3	U	1	U	**19.1**		5	U	--	
MW-51	MW-51-030624	3/6/2024	µg/L	1	U	1	U	1	U	3	U	1	U	1	U	5	U	--	
MW-52	MW-52-030624	3/6/2024	µg/L	1	U	1	U	1	U	3	U	1	U	**4.77**		5	U	--	
MW-53	MW-53-030524	3/5/2024	µg/L	**12.5**		1	U	1	U	**14.4**		1	U	1	U	5	U	--	
MW-54	MW-54-030524	3/5/2024	µg/L	1	U	1	U	1	U	3	U	1	U	**2.95**		5	U	--	
MW-55	MW-55-030524	3/5/2024	µg/L	1	U	1	U	1	U	3	U	1	U	1	U	5	U	--	
MW-56	MW-56-030624	3/6/2024	µg/L	**116**		1	U	1	U	**3.61**		1	U	**30.7**		5	U	--	
MW-56	MW-56-061124	6/11/2024	µg/L	**253**		1	U	1	U	**5.77**		1	U	**35.3**		**6.10**		--	
MW-57	MW-57-030624	3/6/2024	µg/L	1	U	1	U	1	U	3	U	1	U	1	U	5	U	--	
MW-57	MW-57-061124	6/11/2024	µg/L	**3.28**		1	U	1	U	3	U	1	U	**3.89**		5	U	--	
MW-58	MW-58-030524	3/5/2024	µg/L	**1.14**		1	U	1	U	3	U	1	U	**4.77**		5	U	--	
MW-58	MW-58-061024	6/10/2024	µg/L	**64.0**	**J**	1	U	1	U	3	U	1	U	**8.62**	**J**	5	U	--	
MW-59	MW-59-030524	3/5/2024	µg/L	**38.7**		1	U	1	U	**7.29**		1	U	**77.2**		5	U	--	
MW-59	MW-59-061024	6/10/2024	µg/L	1	U	1	U	1	U	**6.97**	**J**	1	U	**85.9**	**J**	5	U	--	
MW-60	MW-60-030624	3/6/2024	µg/L	1	U	1	U	1	U	3	U	1	U	1	U	5	U	--	
MW-60	MW-60-061024	6/10/2024	µg/L	1	U	1	U	1	U	3	U	1	U	1	U	5	U	--	
MW-61B	MW-61B-030524	3/5/2024	µg/L	1	U	1	U	1	U	3	U	1	U	1	U	5	U	--	
MW-61B	MW-61B-061024	6/10/2024	µg/L	1	U	1	U	1	U	3	U	1	U	1	U	5	U	--	
MW-62	MW-62-030524	3/5/2024	µg/L	1	U	1	U	1	U	3	U	1	U	1	U	5	U	--	
MW-62	MW-62-061024	6/10/2024	µg/L	1	U	1	U	1	U	3	U	1	U	1	U	5	U	--	

Table 4A. Analytical Results for Groundwater, First Semiannual 2024

Products (SE) Pipe Line Corporation

Lewis Drive Remediation Site, Belton, South Carolina

Site ID #18693 "Kinder Morgan Belton Pipeline Release"

Location	Sample ID	Sample Date	Units	Analyte																	
				Benzene		Ethylbenzene		Toluene		Total Xylenes		1,2-DCA		MTBE		Naphthalene		EDB	
		RBSL[a]:	µg/L	5.0		700		1,000		10,000		5.0		40		25		0.05	
MW-63	MW-63-030524	3/5/2024	µg/L	1	U	1	U	1	U	3	U	1	U	**2.20**		5	U	--	
MW-63	MW-63-061024	6/10/2024	µg/L	1	U	1	U	1	U	3	U	1	U	**2.47**	**J**	5	U	--	

Notes:

[a] RBSL = Risk-based screening level identified in South Carolina Underground Storage Tank Management Division Programmatic Quality Assurance Program Plan, Revision 3.1, Table D1 "RBSLs for Groundwater," February 2016.

[b] The constituent was analyzed for, but was not detected above the laboratory reporting/quantitation limit. However, the laboratory reporting/quantitation limit is above the screening criteria. The actual absence or presence of this analyte between the screening criteria and the laboratory reporting/quantitation limit cannot be determined.

Samples analyzed by U.S. Environmental Protection Agency Methods SW 8260B/8260D and 8011.

Bold indicates the analyte was detected above the method detection limit.

Gray shading indicates the analyte exceeded RBSLs.

µg/L = microgram(s) per liter

1,2-DCA = 1,2-dichloroethane

EDB = 1,2-dibromoethane

ID = identification

J = estimated value

MTBE = methyl tertiary butyl ether

MW = monitoring well

U = analyte was not detected above the reported sample quantitation limit

UJ = analyte was not detected above the reported sample quantitation limit and should be considered estimated

Table 4B. Analytical Results for Groundwater, Historical

Products (SE) Pipe Line Corporation

Lewis Drive Remediation Site, Belton, South Carolina

Site ID #18693 "Kinder Morgan Belton Pipeline Release"

Location	Sample ID	Sample Date	Units	Analyte																	
				Benzene		Ethylbenzene		Toluene		Total Xylenes		1,2-DCA		MTBE		Naphthalene		EDB	
		RBSL[a]:		**5.0**		**700**		**1,000**		**10,000**		**5.0**		**40**		**25**		**0.05**	
MW-01	MW-01-072715	7/27/2015	µg/L	5	U[b]	5	U	5	U	10	U	5	U[b]	5	U	5	U	--	
	MW-01-012716	1/27/2016	µg/L	1	U	1	U	1	U	2	U	1	U	1	U	1	U	--	
	--	11/28/2016	--	NS-IW		NS-IW		NS-IW		NS-IW		NS-IW		NS-IW		NS-IW		NS-IW	
	MW-01-062817	6/28/2017	µg/L	1	U	1	U	1	U	3	U	1	U	1	U	5	U	--	
	MW-01-090717	9/7/2017	µg/L	1	U	1	U	1	U	3	U	1	U	1	U	5	U	--	
	MW-01-120517	12/5/2017	µg/L	1	U	1	U	1	U	3	U	1	U	1	U	5	U	--	
	MW-01-030818	3/8/2018	µg/L	**1.85**		1	U	1	U	3	U	1	U	1	U	5	U	--	
	MW-01-060518	6/5/2018	µg/L	1	U	1	U	1	U	3	U	1	U	1	U	5	U	--	
	MW-01-091118	9/11/2018	µg/L	**2.02**		1	U	1	U	3	U	1	U	1	U	5	U	--	
	MW-01-120518	12/5/2018	µg/L	1	U	1	U	1	U	3	U	1	U	1	U	5	U	--	
	MW-01-030519	3/5/2019	µg/L	1	U	1	U	1	U	3	U	1	U	1	U	5	U	--	
	MW-01-060519	6/5/2019	µg/L	1	U	1	U	1	U	3	U	1	U	1	U	5	U	--	
	MW-01-091919	9/19/2019	µg/L	1	U	1	U	1	U	3	U	1	U	1	U	5	U	--	
	MW-01-121719	12/17/2019	µg/L	1	U	1	U	1	U	3	U	1	U	1	U	5	U	--	
	MW-01-031220	3/12/2020	µg/L	5	U[b]	5	U	5	U	15	U	5	U[b]	5	U	25	U[b]	--	
	MW-01-070720	7/7/2020	µg/L	1	U	1	U	1	U	3	U	1	U	1	U	5	U	--	
	MW-01-111220	11/12/2020	µg/L	1	U	1	U	1	U	3	U	1	U	1	U	5	U	--	
	MW-01-032421	3/24/2021	µg/L	1	U	1	U	1	U	3	U	1	U	1	U	5	U	--	
	MW-01-071421	7/14/2021	µg/L	1	U	1	U	1	U	3	U	1	U	1	U	5	U	--	
	MW-01-111721	11/17/2021	µg/L	1	U	1	U	1	U	3	U	1	U	1	U	5	U	--	
	MW-01-030122	3/1/2022	µg/L	1	U	1	U	1	U	3	U	1	U	1	U	5	U	--	
	MW-01-092122	9/21/2022	µg/L	1	U	1	U	1	U	3	U	1	U	1	U	5	U	--	
	MW-01-031523	3/15/2023	µg/L	1	U	1	U	1	U	3	U	1	U	1	U	5	U	--	
	MW-01-091323	9/13/2023	µg/L	1	U	1	U	1	U	3	U	1	U	1	U	5	UJ	--	
	MW-01-030624	3/6/2024	µg/L	1	U	1	U	1	U	3	U	1	U	1	U	5	U	--	
MW-01B	MW-01B-080415	8/4/2015	µg/L	5	U[b]	5	U	5	U	10	U	5	U[b]	5	U	5	U	--	
	MW-01B-012716	1/27/2016	µg/L	1	U	1	U	1	U	2	U	1	U	1	U	1	U	--	
	MW-01B-120116	12/1/2016	µg/L	1	U	1	U	**1.4**		**5.6**		1	U	1	U	**1.3**		--	
	MW-01B-062817	6/28/2017	µg/L	1	U	1	U	1	U	3	U	1	U	1	U	5	U	--	
	MW-01B-090717	9/7/2017	µg/L	1	U	1	U	1	U	3	U	1	U	1	U	5	U	--	
	MW-01B-120517	12/5/2017	µg/L	1	U	1	U	1	U	3	U	1	U	1	U	5	U	--	
	MW-01B-030818	3/8/2018	µg/L	**3.51**		1	U	1	U	3	U	1	U	1	U	5	U	--	
	MW-01B-060518	6/5/2018	µg/L	**8.96**		1	U	1	U	3	U	1	U	1	U	5	U	--	
	MW-01B-091118	9/11/2018	µg/L	**11.1**		1	U	1	U	3	U	1	U	1	U	5	U	--	
	MW-01B-120518	12/5/2018	µg/L	**8.3**		1	U	1	U	3	U	1	U	1	U	5	U	--	
	MW-01B-030519	3/5/2019	µg/L	**3.32**		1	U	1	U	3	U	1	U	**1.02**		5	U	--	
	MW-01B-060519	6/5/2019	µg/L	**1.82**		1	U	1	U	3	U	1	U	**1**		5	U	--	
	MW-01B-091919	9/19/2019	µg/L	**1.53**		1	U	1	U	3	U	1	U	1	U	5	U	--	

Table 4B. Analytical Results for Groundwater, Historical

Products (SE) Pipe Line Corporation

Lewis Drive Remediation Site, Belton, South Carolina

Site ID #18693 "Kinder Morgan Belton Pipeline Release"

Location	Sample ID	Sample Date	Units	Analyte																	
				Benzene		Ethylbenzene		Toluene		Total Xylenes		1,2-DCA		MTBE		Naphthalene		EDB	
		RBSL[a]:		**5.0**		**700**		**1,000**		**10,000**		**5.0**		**40**		**25**		**0.05**	
	MW-01B-121719	12/17/2019	µg/L	**3.29**		1	U	1	U	3	U	1	U	1	U	5	U	--	
	MW-01B-031220	3/12/2020	µg/L	**5.76**		1	U	1	U	3	U	1	U	**1.12**		5	U	--	
	MW-01B-070720	7/7/2020	µg/L	**5.56**		1	U	1	U	3	U	1	U	1	U	5	U	--	
	MW-01B-111220	11/12/2020	µg/L	**4.6**		1	U	1	U	3	U	1	U	1	U	5	U	--	
	MW-01B-032421	3/24/2021	µg/L	**1.19**		1	U	1	U	3	U	1	U	1	U	5	U	--	
	MW-01B-071421	7/14/2021	µg/L	1	U	1	U	1	U	3	U	1	U	1	U	5	U	--	
	MW-01B-111721	11/17/2021	µg/L	1	U	1	U	1	U	3	U	1	U	1	U	5	U	--	
	MW-01B-030222	3/2/2022	µg/L	1	U	1	U	1	U	3	U	1	U	1	U	5	U	--	
	MW-01B-092122	9/21/2022	µg/L	1	U	1	U	1	U	3	U	1	U	1	U	5	U	--	
	MW-01B-031523	3/15/2023	µg/L	1	U	1	U	1	U	3	U	1	U	1	U	5	U	--	
	MW-01B-091323	9/13/2023	µg/L	1	U	1	U	1	U	3	U	1	U	1	U	5	UJ	--	
	MW-01B-030624	3/6/2024	µg/L	1	U	1	U	1	U	3	U	1	U	1	U	5	U	--	
MW-02	MW-02-072715	7/27/2015	µg/L	**4320**		625	U	**9670**		**2460**		5	U[b]	**171**		**74.7**		--	
	MW-02-082015	8/20/2015	µg/L	**3970**		500	U	**8940**		**2580**		5	U[b]	**161**		**59.4**		--	
	MW-02-012616	1/26/2016	µg/L	**9500**		**1160**		**25000**		**6310**		50	U[b]	**285**		**139**		--	
	--	11/28/2016	--	NS-FP		NS-FP		NS-FP		NS-FP		NS-FP		NS-FP		NS-FP		NS-FP	
	MW-02-062917	6/29/2017	µg/L	**8040**		**833**		**27100**		**9890**		250	U[b]	250	U[b]	1250	U[b]	--	
	MW-02-090817	9/8/2017	µg/L	**2340**		**181**		**7120**		**8510**		50	U[b]	50	U[b]	**389**		--	
	MW-02-100417	10/4/2017	µg/L	**3510**		**306**		**11900**		**11200**		50	U[b]	**53.9**		250	U[b]	--	
	MW-02-110817	11/8/2017	µg/L	**850**		100	U	**1370**		**3520**		100	U[b]	100	U[b]	500	U[b]	--	
	MW-02-120717	12/7/2017	µg/L	**153**		**15.1**		**313**		**441**		1	U	**70.9**		**12.8**		--	
	MW-02-010918	1/9/2018	µg/L	**307**		10	U	**878**		**1300**		10	U[b]	**61.8**		**63.7**		--	
	MW-02-020618	2/6/2018	µg/L	**30.5**		**1.09**		**29.6**		**88.3**		1	U	**32**		5	U	--	
	MW-02-030718	3/7/2018	µg/L	**131**		**34.1**		**594**		**442**		1	U	**27.6**		**34.5**		--	
	MW-02-040618	4/6/2018	µg/L	**72.5**		**8.96**		**94.7**		**501**		1	U	**18.4**		5	U	--	
	MW-02-050318	5/3/2018	µg/L	**35.4**		**7.5**		**14.9**		**163**		1	U	**7.95**		5	U	--	
	MW-02-060618	6/6/2018	µg/L	1	U	1	U	**3.19**		**3.7**		1	U	**1.25**		5	U	--	
	MW-02-071218	7/12/2018	µg/L	1	U	1	U	1	U	3	U	1	U	1	U	5	U	--	
	MW-02-091218	9/12/2018	µg/L	1	U	1	U	1	U	3	U	1	U	1	U	5	U	--	
	MW-02-120618	12/6/2018	µg/L	1	U	1	U	1	U	3	U	1	U	1	U	5	U	--	
	MW-02-030719	3/7/2019	µg/L	1	U	1	U	1	U	3	U	1	U	1	U	5	U	--	
	MW-02-060419	6/4/2019	µg/L	1	U	1	U	1	U	3	U	1	U	1	U	5	U	--	
	MW-02-091819	9/18/2019	µg/L	1	U	1	U	1	U	3	U	1	U	1	U	5	U	--	
	MW-02-121819	12/18/2019	µg/L	1	U	1	U	1	U	3	U	1	U	1	U	5	U	--	
	MW-02-031320	3/13/2020	µg/L	1	U	1	U	1	U	**4.6**		1	U	1	U	5	U	--	
	--	7/6/2020	--	NS-SS		NS-SS		NS-SS		NS-SS		NS-SS		NS-SS		NS-SS		NS-SS	
	--	11/10/2020	--	NS-SS		NS-SS		NS-SS		NS-SS		NS-SS		NS-SS		NS-SS		NS-SS	
	MW-02-032521	3/25/2021	µg/L	**1.13**		**28.5**		**1.51**		**201**		1	U	1	U	**30.1**		--	

Table 4B. Analytical Results for Groundwater, Historical

Products (SE) Pipe Line Corporation

Lewis Drive Remediation Site, Belton, South Carolina

Site ID #18693 "Kinder Morgan Belton Pipeline Release"

Location	Sample ID	Sample Date	Units	Analyte																	
				Benzene		Ethylbenzene		Toluene		Total Xylenes		1,2-DCA		MTBE		Naphthalene		EDB	
		RBSL[a]:		**5.0**		**700**		**1,000**		**10,000**		**5.0**		**40**		**25**		**0.05**	
	--	7/13/2021	--	NS-SS		NS-SS		NS-SS		NS-SS		NS-SS		NS-SS		NS-SS		NS-SS	
	--	11/17/2021	--	NS-SS		NS-SS		NS-SS		NS-SS		NS-SS		NS-SS		NS-SS		NS-SS	
	MW-02-030122	3/1/2022	µg/L	**6.12**		**46.6**		1	U	**68.4**		1	U	1	U	**44.4**		--	
	MW-02-092122	9/21/2022	µg/L	**1.8**		**1.84**		**1.11**		3	U	1	U	1	U	**26.1**		--	
	MW-02-121322	12/13/2022	µg/L	**5.25**		**40.5**		1	U	**90.8**		1	U	**1**		**25.3**		--	
	MW-02-031523	3/15/2023	µg/L	1	U	**23.2**		1	U	**11.8**		1	U	1	U	**45.7**		--	
	MW-02-030624	3/6/2024	µg/L	1	U	**14.7**		1	U	**25.2**		1	U	1	U	**47.6**		--	
MW-02B	MW-02B-080415	8/4/2015	µg/L	5	U[b]	5	U	5	U	10	U	5	U[b]	5	U	5	U	--	
	--	1/19/2016	--	NS-FP		NS-FP		NS-FP		NS-FP		NS-FP		NS-FP		NS-FP		NS-FP	
	MW-02B-030116	3/1/2016	µg/L	1	U	1	U	**4.8**		**4.6**		1	U	1	U	1	U	--	
	--	11/28/2016	--	NS-IW		NS-IW		NS-IW		NS-IW		NS-IW		NS-IW		NS-IW		NS-IW	
	MW-02B-033117	3/31/2017	µg/L	1	U	1	U	1	U	3	U	1	U	1	U	5	U	--	
	MW-02B-062917	6/29/2017	µg/L	1	U	1	U	1	U	3	U	1	U	1	U	5	U	--	
	MW-02B-090817	9/8/2017	µg/L	1	U	1	U	1	U	3	U	1	U	1	U	5	U	--	
	MW-02B-120717	12/7/2017	µg/L	1	U	1	U	**1.11**		3	U	1	U	1	U	5	U	--	
	MW-02B-030718	3/7/2018	µg/L	1	U	1	U	1	U	3	U	1	U	1	U	5	U	--	
	MW-02B-060618	6/6/2018	µg/L	1	U	1	U	1	U	3	U	1	U	1	U	5	U	--	
	MW-02B-091218	9/12/2018	µg/L	1	U	1	U	1	U	3	U	1	U	1	U	5	U	--	
	MW-02B-120618	12/6/2018	µg/L	1	U	1	U	1	U	3	U	1	U	1	U	5	U	--	
	MW-02B-030719	3/7/2019	µg/L	1	U	1	U	1	U	3	U	1	U	1	U	5	U	--	
	MW-02B-060419	6/4/2019	µg/L	1	U	1	U	1	U	3	U	1	U	1	U	5	U	--	
	MW-02B-091819	9/18/2019	µg/L	1	U	1	U	1	U	3	U	1	U	1	U	5	U	--	
	MW-02B-121819	12/18/2019	µg/L	1	U	1	U	1	U	3	U	1	U	1	U	5	U	--	
	MW-02B-031320	3/13/2020	µg/L	1	U	1	U	1	U	3	U	1	U	1	U	5	U	--	
	--	7/6/2020	--	NS-SS		NS-SS		NS-SS		NS-SS		NS-SS		NS-SS		NS-SS		NS-SS	
	--	11/10/2020	--	NS-SS		NS-SS		NS-SS		NS-SS		NS-SS		NS-SS		NS-SS		NS-SS	
	MW-02B-032521	3/25/2021	µg/L	1	U	1	U	1	U	3	U	1	U	1	U	5	U	--	
	--	7/13/2021	--	NS-SS		NS-SS		NS-SS		NS-SS		NS-SS		NS-SS		NS-SS		NS-SS	
	--	11/17/2021	--	NS-SS		NS-SS		NS-SS		NS-SS		NS-SS		NS-SS		NS-SS		NS-SS	
	MW-02B-030222	3/2/2022	µg/L	1	U	1	U	1	U	3	U	1	U	1	U	5	U	--	
	MW-02B-031523	3/15/2023	µg/L	1	U	1	U	1	U	3	U	1	U	**1.45**		5	U	--	
	MW-02B-030624	3/6/2024	µg/L	1	U	1	U	1	U	3	U	1	U	1	U	5	U	--	
MW-03	MW-03-072715	7/27/2015	µg/L	5	U[b]	5	U	5	U	10	U	5	U[b]	5	U	5	U	--	
	MW-03-012516	1/25/2016	µg/L	**108**		**20.1**		**958**		**598**		1	U	1	U	**11.1**		--	
	MW-03-120616	12/6/2016	µg/L	**61.1**		**25.1**		**229**		**330**		2	U	2	U	**3.6**		--	
	MW-03-062917	6/29/2017	µg/L	**10.9**		1	U	**24.6**		**6.98**		1	U	**2.34**		5	U	--	
	--	9/5/2017	--	NS-HS		NS-HS		NS-HS		NS-HS		NS-HS		NS-HS		NS-HS		NS-HS	
	MW-03-110817	11/8/2017	µg/L	1	U	1	U	1	U	3	U	1	U	1	U	5	U	--	

Table 4B. Analytical Results for Groundwater, Historical

Products (SE) Pipe Line Corporation

Lewis Drive Remediation Site, Belton, South Carolina

Site ID #18693 "Kinder Morgan Belton Pipeline Release"

Location	Sample ID	Sample Date	Units	Analyte																	
				Benzene		Ethylbenzene		Toluene		Total Xylenes		1,2-DCA		MTBE		Naphthalene		EDB			
		RBSL[a]:		5.0		700		1,000		10,000		5.0		40		25		0.05			
	MW-03-120517	12/5/2017	µg/L	1	U	1	U	1	U	3	U	1	U	1	U	5	U	--			
	MW-03-020618	2/6/2018	µg/L	1	U	1	U	1	U	3	U	1	U	1	U	5	U	--			
	MW-03-030718	3/7/2018	µg/L	1	U	1	U	1	U	3	U	1	U	1	U	5	U	--			
	MW-03-040618	4/6/2018	µg/L	1	U	1	U	1	U	3	U	1	U	1	U	5	U	--			
	MW-03-050318	5/3/2018	µg/L	1	U	1	U	1	U	3	U	1	U	1	U	5	U	--			
	MW-03-060618	6/6/2018	µg/L	1	U	1	U	1	U	3	U	1	U	1	U	5	U	--			
	MW-03-071218	7/12/2018	µg/L	1	U	1	U	1	U	3	U	1	U	1	U	5	U	--			
	MW-03-091318	9/13/2018	µg/L	1	U	1	U	1	U	3	U	1	U	1	U	5	U	--			
	MW-03-120618	12/6/2018	µg/L	1	U	1	U	1	U	3	U	1	U	1	U	5	U	--			
	MW-03-030719	3/7/2019	µg/L	1	U	1	U	1	U	3	U	1	U	1	U	5	U	--			
	MW-03-060419	6/4/2019	µg/L	1	U	1	U	1	U	3	U	1	U	1	U	5	U	--			
	--	9/16/2019	--	NS-IW		NS-IW		NS-IW		NS-IW		NS-IW		NS-IW		NS-IW		NS-IW			
	MW-03-121819	12/18/2019	µg/L	1	U	1	U	1	U	3	U	1	U	1	U	5	U	--			
	MW-03-031320	3/13/2020	µg/L	1	U	1	U	1	U	3	U	1	U	1	U	5	U	--			
	--	7/6/2020	--	NS-SS		NS-SS		NS-SS		NS-SS		NS-SS		NS-SS		NS-SS		NS-SS			
	--	11/10/2020	--	NS-SS		NS-SS		NS-SS		NS-SS		NS-SS		NS-SS		NS-SS		NS-SS			
	MW-03-032521	3/25/2021	µg/L	1	U	1	U	1	U	3	U	1	U	1	U	5	U	--			
	--	7/13/2021	--	NS-SS		NS-SS		NS-SS		NS-SS		NS-SS		NS-SS		NS-SS		NS-SS			
	--	11/17/2021	--	NS-SS		NS-SS		NS-SS		NS-SS		NS-SS		NS-SS		NS-SS		NS-SS			
	MW-03-030122	3/1/2022	µg/L	1	U	1	U	1	U	3	U	1	U	1	U	5	U	--			
	MW-03-031523	3/15/2023	µg/L	1	U	1	U	1	U	3	U	1	U	1	U	5	U	--			
	MW-03-030524	3/5/2024	µg/L	1	U	1	U	1	U	3	U	1	U	1	U	5	U	--			
MW-04	MW-04-072815	7/28/2015	µg/L	5	U[b]	5	U	5	U	10	U	5	U[b]	5	U	5	U	--			
	MW-04-012516	1/25/2016	µg/L	1	U	1	U	1	U	2	U	1	U	1	U	1	U	--			
	MW-04-120616	12/6/2016	µg/L	1	U	1	U	1	U	1	U	1	U	1	U	1	U	--			
	MW-04-062917	6/29/2017	µg/L	1	U	1	U	1	U	3	U	1	U	1	U	5	U	--			
	MW-04-090817	9/8/2017	µg/L	1	U	1	U	1	U	3	U	1	U	1	U	5	U	--			
	MW-04-120717	12/7/2017	µg/L	1	U	1	U	1	U	3	U	1	U	1	U	5	U	--			
	MW-04-030718	3/7/2018	µg/L	1	U	1	U	1	U	3	U	1	U	1	U	5	U	--			
	MW-04-060618	6/6/2018	µg/L	1	U	1	U	1	U	3	U	1	U	1	U	5	U	--			
	MW-04-091318	9/13/2018	µg/L	1	U	1	U	1	U	3	U	1	U	1	U	5	U	--			
	MW-04-120618	12/6/2018	µg/L	1	U	1	U	1	U	3	U	1	U	1	U	5	U	--			
	MW-04-030719	3/7/2019	µg/L	1	U	1	U	1	U	3	U	1	U	1	U	5	U	--			
	MW-04-060419	6/4/2019	µg/L	1	U	1	U	1	U	3	U	1	U	1	U	5	U	--			
	MW-04-091819	9/18/2019	µg/L	1	U	1	U	1	U	3	U	1	U	1	U	5	U	--			
	MW-04-121819	12/18/2019	µg/L	1	U	1	U	1	U	3	U	1	U	1	U	5	U	--			
	MW-04-031320	3/13/2020	µg/L	1	U	1	U	1	U	3	U	1	U	1	U	5	U	--			
	MW-04-070720	7/7/2020	µg/L	1	U	1	U	1	U	3	U	1	U	1	U	5	U	--			

Table 4B. Analytical Results for Groundwater, Historical

Products (SE) Pipe Line Corporation

Lewis Drive Remediation Site, Belton, South Carolina

Site ID #18693 "Kinder Morgan Belton Pipeline Release"

Location	Sample ID	Sample Date	Units	Analyte																	
				Benzene		Ethylbenzene		Toluene		Total Xylenes		1,2-DCA		MTBE		Naphthalene		EDB	
		RBSL[a]:		5.0		700		1,000		10,000		5.0		40		25		0.05	
	MW-04-111220	11/12/2020	µg/L	1	U	1	U	1	U	3	U	1	U	1	U	5	U	--	
	MW-04-032521	3/25/2021	µg/L	1	U	1	U	1	U	3	U	1	U	1	U	5	U	--	
	MW-04-071321	7/13/2021	µg/L	1	U	1	U	1	U	3	U	1	U	1	U	5	U	--	
	MW-04-111821	11/18/2021	µg/L	1	U	1	U	1	UJ	3	U	1	U	1	U	5	U	--	
	MW-04-030122	3/1/2022	µg/L	1	U	1	U	1	U	3	U	1	U	1	U	5	U	--	
	MW-04-092122	9/21/2022	µg/L	1	U	1	U	1	U	3	U	1	U	1	U	5	U	--	
	MW-04-031423	3/14/2023	µg/L	1	U	1	U	1	U	3	U	1	U	1	U	5	U	--	
	MW-04-091223	9/12/2023	µg/L	1	U	1	U	1	U	3	U	1	U	1	U	5	UJ	--	
	MW-04-030524	3/5/2024	µg/L	1	U	1	U	1	U	3	U	1	U	1	U	5	U	--	
MW-05	MW-05-072815	7/28/2015	µg/L	5	U[b]	5	U	5	U	10	U	5	U[b]	5	U	5	U	--	
	MW-05-012516	1/25/2016	µg/L	1	U	1	U	1	U	2	U	1	U	1	U	1	U	--	
	--	11/28/2016	--	NS-IW		NS-IW		NS-IW		NS-IW		NS-IW		NS-IW		NS-IW		NS-IW	
	MW-05-050317	5/3/2017	µg/L	1	U	1	U	1	U	3	U	1	U	1	U	5	U	--	
	MW-05-062917	6/29/2017	µg/L	1	U	1	U	1	U	3	U	1	U	1	U	5	U	--	
	MW-05-071717	7/17/2017	µg/L	1	U	1	U	1	U	3	U	1	U	1	U	5	U	--	
	MW-05-080117	8/1/2017	µg/L	1	U	1	U	1	U	3	U	1	U	1	U	5	U	--	
	MW-05-090817	9/8/2017	µg/L	1	U	1	U	1	U	3	U	1	U	1	U	5	U	--	
	MW-05-100417	10/4/2017	µg/L	1	U	1	U	1	U	3	U	1	U	1	U	5	U	--	
	MW-05-110817	11/8/2017	µg/L	1	U	1	U	1	U	3	U	1	U	1	U	5	U	--	
	MW-05-120717	12/7/2017	µg/L	1	U	1	U	1	U	3	U	1	U	1	U	5	U	--	
	MW-05-010918	1/9/2018	µg/L	1	U	1	U	1	U	3	U	1	U	1	U	5	U	--	
	MW-05-020618	2/6/2018	µg/L	1	U	1	U	1	U	3	U	1	U	1	U	5	U	--	
	MW-05-030718	3/7/2018	µg/L	1	U	1	U	1	U	3	U	1	U	1	U	5	U	--	
	MW-05-040618	4/6/2018	µg/L	1	U	1	U	1	U	3	U	1	U	1	U	5	U	--	
	MW-05-050318	5/3/2018	µg/L	1	U	1	U	1	U	3	U	1	U	1	U	5	U	--	
	MW-05-060718	6/7/2018	µg/L	1	U	1	U	1	U	3	U	1	U	1	U	5	U	--	
	MW-05-071318	7/13/2018	µg/L	1	U	1	U	1	U	3	U	1	U	1	U	5	U	--	
	MW-05-091318	9/13/2018	µg/L	1	U	1	U	1	U	3	U	1	U	1	U	5	U	--	
	MW-05-120618	12/6/2018	µg/L	1	U	1	U	1	U	3	U	1	U	1	U	5	U	--	
	MW-05-030719	3/7/2019	µg/L	1	U	1	U	1	U	3	U	1	U	1	U	5	U	--	
	MW-05-060419	6/4/2019	µg/L	1	U	1	U	1	U	3	U	1	U	1	U	5	U	--	
	MW-05-091819	9/18/2019	µg/L	1	U	1	U	1	U	3	U	1	U	1	U	5	U	--	
	MW-05-121819	12/18/2019	µg/L	1	U	1	U	1	U	3	U	1	U	1	U	5	U	--	
	MW-05-031320	3/13/2020	µg/L	1	U	1	U	1	U	3	U	1	U	1	U	5	U	--	
	--	7/6/2020	--	NS-SS		NS-SS		NS-SS		NS-SS		NS-SS		NS-SS		NS-SS		NS-SS	
	--	11/10/2020	--	NS-SS		NS-SS		NS-SS		NS-SS		NS-SS		NS-SS		NS-SS		NS-SS	
	MW-05-032521	3/25/2021	µg/L	1	U	1	U	1	U	3	U	1	U	1	U	5	U	--	
	--	7/13/2021	--	NS-SS		NS-SS		NS-SS		NS-SS		NS-SS		NS-SS		NS-SS		NS-SS	

Table 4B. Analytical Results for Groundwater, Historical

Products (SE) Pipe Line Corporation

Lewis Drive Remediation Site, Belton, South Carolina

Site ID #18693 "Kinder Morgan Belton Pipeline Release"

Location	Sample ID	Sample Date	Units	Analyte																	
				Benzene		Ethylbenzene		Toluene		Total Xylenes		1,2-DCA		MTBE		Naphthalene		EDB	
		RBSL[a]:		5.0		700		1,000		10,000		5.0		40		25		0.05	
	--	11/17/2021	--	NS-SS		NS-SS		NS-SS		NS-SS		NS-SS		NS-SS		NS-SS		NS-SS	
	MW-05-030222	3/2/2022	µg/L	1	U	1	U	1	U	3	U	1	U	1	U	5	U	--	
	MW-05-031423	3/14/2023	µg/L	1	U	1	U	1	U	3	U	1	U	1	U	5	U	--	
	MW-05-030524	3/5/2024	µg/L	1	U	1	U	1	U	3	U	1	U	1	U	5	U	--	
MW-06	MW-06-072815	7/28/2015	µg/L	5	U[b]	5	U	5	U	10	U	5	U[b]	5	U	5	U	--	
	MW-06-012116	1/21/2016	µg/L	1	U	1	U	1	U	2	U	1	U	1	U	1	U	--	
	MW-06-120216	12/2/2016	µg/L	1	U	1	U	1	U	1	U	1	U	1	U	1	U	--	
	MW-06-062917	6/29/2017	µg/L	1	U	1	U	1	U	3	U	1	U	1	U	5	U	--	
	MW-06-090817	9/8/2017	µg/L	1	U	1	U	1	U	3	U	1	U	1	U	5	U	--	
	MW-06-120717	12/7/2017	µg/L	1	U	1	U	1	U	3	U	1	U	1	U	5	U	--	
	MW-06-030718	3/7/2018	µg/L	1	U	1	U	1	U	3	U	1	U	1	U	5	U	--	
	MW-06-060718	6/7/2018	µg/L	1	U	1	U	1	U	3	U	1	U	1	U	5	U	--	
	MW-06-091318	9/13/2018	µg/L	1	U	1	U	1	U	3	U	1	U	1	U	5	U	--	
	MW-06-120618	12/6/2018	µg/L	1	U	1	U	1	U	3	U	1	U	1	U	5	U	--	
	MW-06-030719	3/7/2019	µg/L	1	U	1	U	1	U	3	U	1	U	1	U	5	U	--	
	MW-06-060419	6/4/2019	µg/L	1	U	1	U	1	U	3	U	1	U	1	U	5	U	--	
	MW-06-091819	9/18/2019	µg/L	1	U	1	U	1	U	3	U	1	U	1	U	5	U	--	
	MW-06-121819	12/18/2019	µg/L	1	U	1	U	1	U	3	U	1	U	1	U	5	U	--	
	MW-06-031320	3/13/2020	µg/L	1	U	1	U	1	U	3	U	1	U	1	U	5	U	--	
	--	7/6/2020	--	NS-SS		NS-SS		NS-SS		NS-SS		NS-SS		NS-SS		NS-SS		NS-SS	
	--	11/10/2020	--	NS-SS		NS-SS		NS-SS		NS-SS		NS-SS		NS-SS		NS-SS		NS-SS	
	MW-06-032521	3/25/2021	µg/L	1	U	1	U	1	U	3	U	1	U	1	U	5	U	--	
	--	7/13/2021	--	NS-SS		NS-SS		NS-SS		NS-SS		NS-SS		NS-SS		NS-SS		NS-SS	
	--	11/17/2021	--	NS-SS		NS-SS		NS-SS		NS-SS		NS-SS		NS-SS		NS-SS		NS-SS	
	MW-06-030222	3/2/2022	µg/L	1	U	1	U	1	U	3	U	1	U	1	U	5	U	--	
	MW-06-031423	3/14/2023	µg/L	1	U	1	U	1	U	3	U	1	U	1	U	5	U	--	
	MW-06-030524	3/5/2024	µg/L	1	U	1	U	1	U	3	U	1	U	1	U	5	U	--	
MW-06B	MW-06B-120717	12/7/2017	µg/L	1	U	1	U	1	U	3	U	1	U	1	U	5	U	--	
	MW-06B-030718	3/7/2018	µg/L	1	U	1	U	**3.63**		3	U	1	U	1	U	5	U	--	
	MW-06B-060718	6/7/2018	µg/L	1	U	1	U	**4.69**		3	U	1	U	1	U	5	U	--	
	MW-06B-091318	9/13/2018	µg/L	1	U	1	U	**1.17**		3	U	1	U	1	U	5	U	--	
	MW-06B-120618	12/6/2018	µg/L	1	U	1	U	**1.89**		3	U	1	U	1	U	5	U	--	
	MW-06B-030719	3/7/2019	µg/L	1	U	1	U	**1.42**		3	U	1	U	1	U	5	U	--	
	MW-06B-060419	6/4/2019	µg/L	1	U	1	U	**4.53**		3	U	1	U	1	U	5	U	--	
	MW-06B-091819	9/18/2019	µg/L	1	U	1	U	**3.52**		3	U	1	U	1	U	5	U	--	
	MW-06B-121819	12/18/2019	µg/L	1	U	1	U	**4.47**		3	U	1	U	1	U	5	U	--	
	MW-06B-031320	3/13/2020	µg/L	1	U	1	U	**1.56**		3	U	1	U	1	U	5	U	--	
	MW-06B-070720	7/7/2020	µg/L	1	U	1	U	**3.55**		3	U	1	U	1	U	5	U	--	

Table 4B. Analytical Results for Groundwater, Historical

Products (SE) Pipe Line Corporation

Lewis Drive Remediation Site, Belton, South Carolina

Site ID #18693 "Kinder Morgan Belton Pipeline Release"

Location	Sample ID	Sample Date	Units	Analyte																	
				Benzene		Ethylbenzene		Toluene		Total Xylenes		1,2-DCA		MTBE		Naphthalene		EDB	
		RBSL[a]:		5.0		700		1,000		10,000		5.0		40		25		0.05	
	MW-06B-111220	11/12/2020	µg/L	1	U	1	U	**2.35**		3	U	1	U	1	U	5	U	--	
	MW-06B-032521	3/25/2021	µg/L	1	U	1	U	**1.5**		3	U	1	U	1	U	5	U	--	
	MW-06B-071321	7/13/2021	µg/L	1	U	1	U	**4.22**		3	U	1	UJ	1	U	5	U	--	
	MW-06B-111821	11/18/2021	µg/L	1	U	1	U	**2.11**	J	3	U	1	U	1	U	5	U	--	
	MW-06B-030222	3/2/2022	µg/L	1	U	1	U	**4.57**		3	U	1	U	1	U	5	U	--	
	MW-06B-092122	9/21/2022	µg/L	1	U	1	U	**4.49**		3	U	1	U	1	U	5	U	--	
	MW-06B-031423	3/14/2023	µg/L	1	U	1	U	1	U	3	U	1	U	1	U	5	U	--	
	MW-06B-091223	9/12/2023	µg/L	1	U	1	U	**1.47**		3	U	1	U	1	U	5	UJ	--	
	MW-06B-030524	3/5/2024	µg/L	1	U	1	U	**3.26**		3	U	1	U	1	U	5	U	--	
MW-07	--	7/27/2015	--	NS-IW		NS-IW		NS-IW		NS-IW		NS-IW		NS-IW		NS-IW		NS-IW	
	MW-07-012116	1/21/2016	µg/L	**1060**		**389**		**5210**		**2620**		40	U[b]	40	U[b]	40	U[b]	--	
	--	11/28/2016	--	NS-IW		NS-IW		NS-IW		NS-IW		NS-IW		NS-IW		NS-IW		NS-IW	
	MW-07-062917	6/29/2017	µg/L	**4290**		**629**		**17700**		**4990**		250	U[b]	250	U[b]	1250	U[b]	--	
	--	9/5/2017	--	NS-IW		NS-IW		NS-IW		NS-IW		NS-IW		NS-IW		NS-IW		NS-IW	
	--	10/3/2017	--	NS-IW		NS-IW		NS-IW		NS-IW		NS-IW		NS-IW		NS-IW		NS-IW	
	--	11/7/2017	--	NS-IW		NS-IW		NS-IW		NS-IW		NS-IW		NS-IW		NS-IW		NS-IW	
	--	12/4/2017	--	NS-IW		NS-IW		NS-IW		NS-IW		NS-IW		NS-IW		NS-IW		NS-IW	
	--	1/8/2018	--	NS-IW		NS-IW		NS-IW		NS-IW		NS-IW		NS-IW		NS-IW		NS-IW	
	--	2/6/2018	--	NS-IW		NS-IW		NS-IW		NS-IW		NS-IW		NS-IW		NS-IW		NS-IW	
	MW-07-030818	3/8/2018	µg/L	**4550**		**802**		**14100**		**7520**		50	U[b]	50	U[b]	250	U[b]	--	
	--	4/6/2018	--	NS-FP		NS-FP		NS-FP		NS-FP		NS-FP		NS-FP		NS-FP		NS-FP	
	MW-07-050318	5/3/2018	µg/L	**6330**		**662**		**16500**		**9060**		250	U[b]	250	U[b]	1250	U[b]	--	
	--	6/4/2018	--	NS-FP		NS-FP		NS-FP		NS-FP		NS-FP		NS-FP		NS-FP		NS-FP	
	MW-07-091218	9/12/2018	µg/L	**4620**		**639**		**13600**		**6180**		1	U	1	U	**82.5**		--	
	MW-07-120618	12/6/2018	µg/L	**4850**		**574**		**13400**		**9890**		100	U[b]	100	U[b]	500	U[b]	--	
	MW-07-021919	2/19/2019	µg/L	**5360**		**516**		**12400**		**7280**		1	U	1	U	**6.32**		--	
	MW-07-030719	3/7/2019	µg/L	**3110**		**147**		**5780**		**4110**		1	U	1	U	5	U	--	
	MW-07-051519	5/15/2019	µg/L	**2030**		**169**		**3440**		**3110**		1	U	1	U	**9.44**		--	
	MW-07-060419	6/4/2019	µg/L	**1940**		**168**		**3390**		**2740**		1	U	1	U	**6.9**		--	
	MW-07-082019	8/20/2019	µg/L	**2120**		**340**		**4750**		**3650**		50	U[b]	50	U[b]	250	U[b]	--	
	MW-07-091919	9/19/2019	µg/L	**1580**		**148**		**2550**		**2160**		50	U[b]	50	U[b]	250	U[b]	--	
	--	11/4/2019	--	NS-IW		NS-IW		NS-IW		NS-IW		NS-IW		NS-IW		NS-IW		NS-IW	
	--	12/16/2019	--	NS-IW		NS-IW		NS-IW		NS-IW		NS-IW		NS-IW		NS-IW		NS-IW	
	MW-07-021320	2/13/2020	µg/L	**487**		**463**		**3100**		**5530**		100	U[b]	100	U[b]	500	U[b]	--	
	MW-07-031120	3/11/2020	µg/L	**62.3**		**76**		**464**		**1310**		5	U[b]	5	U	**40.9**		--	
	MW-07-050620	5/6/2020	µg/L	**69.5**		**122**		**508**		**1130**		5	U[b]	5	U	**35.9**		--	
	MW-07-070920	7/9/2020	µg/L	**41.4**		**22.1**		**103**		**431**		1	U	1	U	**5.45**		--	
	MW-07-091820	9/18/2020	µg/L	**503**		**466**		**1170**		**3520**		1	U	1	U	**58.5**		--	

Table 4B. Analytical Results for Groundwater, Historical

Products (SE) Pipe Line Corporation

Lewis Drive Remediation Site, Belton, South Carolina

Site ID #18693 "Kinder Morgan Belton Pipeline Release"

Location	Sample ID	Sample Date	Units	Analyte																	
				Benzene		Ethylbenzene		Toluene		Total Xylenes		1,2-DCA		MTBE		Naphthalene		EDB	
		RBSL[a]:		5.0		700		1,000		10,000		5.0		40		25		0.05	
	MW-07-111220	11/12/2020	µg/L	**534**		**253**		**1190**		**2090**		1	U	1	U	**31.9**		--	
	MW-07-012021	1/20/2021	µg/L	**216**		**511**		**726**		**4030**		25	U[b]	25	U	125	U[b]	--	
	MW-07-032621	3/26/2021	µg/L	**16.5**		**37**		**19.9**		**346**		10	U[b]	10	U	50	U[b]	--	
	MW-07-051921	5/19/2021	µg/L	**99.4**		**251**		**165**		**1820**		10	U[b]	10	U	50	UJ[b]	--	
	MW-07-071321	7/13/2021	µg/L	**474**		**266**		**932**		**2080**		10	UJ[b]	10	U	50	UJ[b]	--	
	MW-07-091721	9/17/2021	µg/L	**602**		**496**		**1280**		**3100**		10	UJ[b]	10	U	**57.7**		--	
	MW-07-111821	11/18/2021	µg/L	**617**		**916**		**1330**		**4860**		10	U[b]	10	U	**103**		--	
	MW-07-030222	3/2/2022	µg/L	**31.1**		**239**		**131**		**1840**		10	U[b]	10	U	50	U[b]	--	
	MW-07-061422	6/14/2022	µg/L	**32.9**		**220**		**98.7**		**1660**		10	U[b]	10	U	50	U[b]	--	
	--	9/19/2022	--	NS-IW		NS-IW		NS-IW		NS-IW		NS-IW		NS-IW		NS-IW		NS-IW	
	--	12/13/2022	--	NS-IW		NS-IW		NS-IW		NS-IW		NS-IW		NS-IW		NS-IW		NS-IW	
	MW-07-031423	3/14/2023	µg/L	10	U[b]	**50.1**		**21.8**		30	U	10	U[b]	10	U	50	U[b]	--	
	MW-07-061923	6/19/2023	µg/L	**20.9**		**72.5**		**26.4**		**391**		1	U	1	U	**7.41**		--	
	MW-07-091323	9/13/2023	µg/L	**94.9**		**311**		**257**		**1900**		10	U[b]	10	U	50	U[b]	--	
	--	12/18/2023	--	NS-IW		NS-IW		NS-IW		NS-IW		NS-IW		NS-IW		NS-IW		NS-IW	
	MW-07-030524	3/5/2024	µg/L	**1150**		**2240**		**15400**		**12100**		200	U[b]	200	U[b]	1000	U[b]	--	
	MW-07-061024	6/10/2024	µg/L	**31.1**		**252**		**305**		**1500**		20	U[b]	20	U	100	U[b]	--	
MW-08	MW-08-072815	7/28/2015	µg/L	5	U[b]	5	U	5	U	10	U	5	U[b]	5	U	5	U	--	
	MW-08-012616	1/26/2016	µg/L	1	U	1	U	1	U	2	U	1	U	1	U	1	U	--	
	MW-08-120616	12/6/2016	µg/L	1	U	1	U	**14.4**		**7.1**		1	U	1	U	1	U	--	
	MW-08-062917	6/29/2017	µg/L	1	U	1	U	1	U	3	U	1	U	1	U	5	U	--	
	MW-08-090817	9/8/2017	µg/L	1	U	1	U	1	U	3	U	1	U	1	U	5	U	--	
	MW-08-120717	12/7/2017	µg/L	1	U	1	U	1	U	3	U	1	U	1	U	5	U	--	
	MW-08-030718	3/7/2018	µg/L	1	U	1	U	1	U	3	U	1	U	1	U	5	U	--	
	MW-08-060618	6/6/2018	µg/L	1	U	1	U	1	U	3	U	1	U	1	U	5	U	--	
	MW-08-091318	9/13/2018	µg/L	1	U	1	U	1	U	3	U	1	U	1	U	5	U	--	
	MW-08-030719	3/7/2019	µg/L	1	U	1	U	1	U	3	U	1	U	1	U	5	U	--	
	MW-08-060419	6/4/2019	µg/L	1	U	1	U	1	U	3	U	1	U	1	U	5	U	--	
	MW-08-091819	9/18/2019	µg/L	1	U	1	U	1	U	3	U	1	U	1	U	5	U	--	
	MW-08-121819	12/18/2019	µg/L	1	U	1	U	1	U	3	U	1	U	1	U	5	U	--	
	MW-08-031320	3/13/2020	µg/L	1	U	1	U	1	U	3	U	1	U	1	U	5	U	--	
	--	7/6/2020	--	NS-SS		NS-SS		NS-SS		NS-SS		NS-SS		NS-SS		NS-SS		NS-SS	
	--	11/10/2020	--	NS-SS		NS-SS		NS-SS		NS-SS		NS-SS		NS-SS		NS-SS		NS-SS	
	--	3/23/2021	--	NS		NS		NS		NS		NS		NS		NS		NS	
	MW-08-071321	7/13/2021	µg/L	1	U	1	U	1	U	3	U	1	U	1	U	5	U	--	
	--	11/17/2021	--	NS-SS		NS-SS		NS-SS		NS-SS		NS-SS		NS-SS		NS-SS		NS-SS	
	MW-08-030122	3/1/2022	µg/L	1	U	1	U	1	U	3	U	1	U	1	U	5	U	--	

Table 4B. Analytical Results for Groundwater, Historical

Products (SE) Pipe Line Corporation

Lewis Drive Remediation Site, Belton, South Carolina

Site ID #18693 "Kinder Morgan Belton Pipeline Release"

Location	Sample ID	Sample Date	Units	Analyte																	
				Benzene		Ethylbenzene		Toluene		Total Xylenes		1,2-DCA		MTBE		Naphthalene		EDB	
		RBSL[a]:		5.0		700		1,000		10,000		5.0		40		25		0.05	
	MW-08-031523	3/15/2023	µg/L	1	U	1	U	1	U	3	U	1	U	1	U	5	U	--	
	MW-08-030624	3/6/2024	µg/L	1	U	1	U	1	U	3	U	1	U	1	U	5	U	--	
MW-09	--	7/27/2015	--	NS-FP		NS-FP		NS-FP		NS-FP		NS-FP		NS-FP		NS-FP		NS-FP	
	--	1/19/2016	--	NS-FP		NS-FP		NS-FP		NS-FP		NS-FP		NS-FP		NS-FP		NS-FP	
	--	11/28/2016	--	NS-FP		NS-FP		NS-FP		NS-FP		NS-FP		NS-FP		NS-FP		NS-FP	
	MW-09-062917	6/29/2017	µg/L	**3860**		**517**		**13000**		**8680**		200	U[b]	200	U[b]	1000	U[b]	--	
	--	9/5/2017	--	NS-FP		NS-FP		NS-FP		NS-FP		NS-FP		NS-FP		NS-FP		NS-FP	
	MW-09-120717	12/7/2017	µg/L	**54.3**		**3.44**		**19.6**		**64.8**		1	U	**27.5**		5	U	--	
	MW-09-030718	3/7/2018	µg/L	**3.3**		1	U	**11**		**3.92**		1	U	**8.74**		5	U	--	
	MW-09-060618	6/6/2018	µg/L	**2.25**		1	U	**6.06**		**4.75**		1	U	**3.65**		5	U	--	
	MW-09-091318	9/13/2018	µg/L	1	U	1	U	1	U	3	U	1	U	**2.14**		5	U	--	
	MW-09-120618	12/6/2018	µg/L	**6.39**		**2.61**		**48.3**		**39.8**		1	U	**5.68**		**6.79**		--	
	MW-09-030719	3/7/2019	µg/L	**6.24**		**3.8**		**64.3**		**52.7**		1	U	**5.9**		5	U	--	
	MW-09-060419	6/4/2019	µg/L	1	U	1	U	**1.66**		3	U	1	U	**3.95**		5	U	--	
	MW-09-091819	9/18/2019	µg/L	1	U	1	U	1	U	3	U	1	U	**1.48**		5	U	--	
	MW-09-121819	12/18/2019	µg/L	1	U	1	U	**5**		**3.1**		1	U	**1.34**		5	U	--	
	MW-09-031320	3/13/2020	µg/L	1	U	1	U	1	U	3	U	1	U	**2.72**		5	U	--	
	MW-09-070720	7/7/2020	µg/L	1	U	1	U	1	U	3	U	1	U	**7.58**		5	U	--	
	MW-09-111220	11/12/2020	µg/L	**8.83**		**87**		**429**		**1450**		1	U	1	U	**33**		--	
	MW-09-032621	3/26/2021	µg/L	**12.1**		**310**		**700**		**2440**		1	U	1	U	**49.2**		--	
	MW-09-071321	7/13/2021	µg/L	5	U[b]	**168**		**156**		**1670**		5	U[b]	5	U	**55.2**		--	
	MW-09-111821	11/18/2021	µg/L	5	U[b]	**849**		**422**	**J**	**7100**		5	U[b]	5	U	**236**		--	
	MW-09-030122	3/1/2022	µg/L	10	U[b]	**87.9**		10	U	**370**		10	U[b]	10	U	50	U[b]	--	
	MW-09-092122	9/21/2022	µg/L	**5.79**		**243**		**756**		**3470**		1	U	1	U	**99.3**		--	
	MW-09-121322	12/13/2022	µg/L	50	U[b]	**228**		50	U	**1230**		50	U[b]	**50**		250	U[b]	--	
	MW-09-031523	3/15/2023	µg/L	10	U[b]	**173**		10	U	**539**		10	U[b]	10	U	50	U[b]	--	
	MW-09-091223	9/12/2023	µg/L	10	U[b]	**867**		**254**		**6980**		10	U[b]	10	U	**263**	**J**	--	
	MW-09-030624	3/6/2024	µg/L	1	U	**138**		**11.8**		**699**		1	U	1	U	**34.5**		--	
MW-09B	MW-09B-120717	12/7/2017	µg/L	**21.8**		**24.7**		**82.1**		**179**		1	U	**4.72**		**11.9**		--	
	MW-09B-030718	3/7/2018	µg/L	**4.36**		**4.5**		**18.1**		**33.3**		1	U	**1.37**		5	U	--	
	MW-09B-060618	6/6/2018	µg/L	**17.1**		**16.5**		**66.5**		**139**		1	U	**3.61**		**8.09**		--	
	MW-09B-091318	9/13/2018	µg/L	1	U	1	U	**5.9**		**4.44**		1	U	1	U	5	U	--	
	MW-09B-120618	12/6/2018	µg/L	**2.19**		**2.14**		**8.22**		**16.8**		1	U	1	U	5	U	--	
	MW-09B-030719	3/7/2019	µg/L	**13.2**		**13.7**		**51.1**		**110**		1	U	**2.46**		**6.54**		--	
	MW-09B-060419	6/4/2019	µg/L	1	U	1	U	1	U	3	U	1	U	1	U	5	U	--	
	MW-09B-091819	9/18/2019	µg/L	**3.08**		**3.04**		**11.4**		**22.6**		1	U	1	U	5	U	--	
	MW-09B-121819	12/18/2019	µg/L	**4.11**		**4.57**		**16.8**		**34.2**		1	U	1	U	5	U	--	
	MW-09B-031320	3/13/2020	µg/L	1	U	1	U	**1.25**		3	U	1	U	1	U	5	U	--	

Table 4B. Analytical Results for Groundwater, Historical

Products (SE) Pipe Line Corporation

Lewis Drive Remediation Site, Belton, South Carolina

Site ID #18693 "Kinder Morgan Belton Pipeline Release"

Location	Sample ID	Sample Date	Units	Analyte																	
				Benzene		Ethylbenzene		Toluene		Total Xylenes		1,2-DCA		MTBE		Naphthalene		EDB	
		RBSL[a]:		**5.0**		**700**		**1,000**		**10,000**		**5.0**		**40**		**25**		**0.05**	
	MW-09B-070720	7/7/2020	µg/L	**2.66**		**2.42**		**10.5**		**19.1**		1	U	1	U	5	U	--	
	MW-09B-111220	11/12/2020	µg/L	**2.83**		**2.71**		**10.4**		**20.5**		1	U	1	U	5	U	--	
	MW-09B-032621	3/26/2021	µg/L	1	U	1	U	1	U	**4.63**		1	U	1	U	5	U	--	
	MW-09B-071321	7/13/2021	µg/L	**2.43**		**2.26**		**8.83**		**16.7**		1	U	1	U	5	U	--	
	MW-09B-111821	11/18/2021	µg/L	1	U	**1.23**		**3.78**	**J**	**7.58**		1	U	1	U	5	U	--	
	MW-09B-030222	3/2/2022	µg/L	**2.68**		**2.71**		**10.7**		**21.1**		1	U	1	U	5	U	--	
	MW-09B-092122	9/21/2022	µg/L	**1.22**		**1.27**		**4.9**		**9.8**		1	U	1	U	5	U	--	
	MW-09B-031523	3/15/2023	µg/L	**1.07**		**1.14**		**4.44**		**8.51**		1	U	1	U	5	U	--	
	MW-09B-091223	9/12/2023	µg/L	**1.40**		**1.38**		**5.39**		**9.82**		1	U	1	U	5	UJ	--	
	MW-09B-030624	3/6/2024	µg/L	1	U	1	U	**2.21**		**4.86**		1	U	1	U	5	U	--	
MW-10	MW-10-072815	7/28/2015	µg/L	5	U[b]	5	U	5	U	10	U	5	U[b]	5	U	5	U	--	
	MW-10-012616	1/26/2016	µg/L	1	U	1	U	1	U	2	U	1	U	1	U	1	U	--	
	MW-10-120616	12/6/2016	µg/L	1	U	1	U	1	U	1	U	1	U	1	U	1	U	--	
	MW-10-050317	5/3/2017	µg/L	1	U	1	U	1	U	3	U	1	U	1	U	5	U	--	
	MW-10-062917	6/29/2017	µg/L	1	U	1	U	1	U	3	U	1	U	1	U	5	U	--	
	MW-10-071717	7/17/2017	µg/L	1	U	1	U	1	U	3	U	1	U	1	U	5	U	--	
	MW-10-080117	8/1/2017	µg/L	1	U	1	U	1	U	3	U	1	U	1	U	5	U	--	
	MW-10-090817	9/8/2017	µg/L	1	U	1	U	1	U	3	U	1	U	1	U	5	U	--	
	MW-10-100417	10/4/2017	µg/L	1	U	1	U	1	U	3	U	1	U	1	U	5	U	--	
	MW-10-110817	11/8/2017	µg/L	1	U	1	U	1	U	3	U	1	U	1	U	5	U	--	
	MW-10-120717	12/7/2017	µg/L	1	U	1	U	1	U	3	U	1	U	1	U	5	U	--	
	MW-10-010918	1/9/2018	µg/L	1	U	1	U	1	U	3	U	1	U	1	U	5	U	--	
	MW-10-020618	2/6/2018	µg/L	1	U	1	U	1	U	3	U	1	U	1	U	5	U	--	
	MW-10-030718	3/7/2018	µg/L	1	U	1	U	1	U	3	U	1	U	1	U	5	U	--	
	MW-10-040618	4/6/2018	µg/L	1	U	1	U	1	U	3	U	1	U	1	U	5	U	--	
	MW-10-050318	5/3/2018	µg/L	1	U	1	U	1	U	3	U	1	U	1	U	5	U	--	
	MW-10-060618	6/6/2018	µg/L	1	U	1	U	1	U	3	U	1	U	1	U	5	U	--	
	MW-10-071318	7/13/2018	µg/L	1	U	1	U	1	U	3	U	1	U	1	U	5	U	--	
	MW-10-091218	9/12/2018	µg/L	1	U	1	U	1	U	3	U	1	U	1	U	5	U	--	
	MW-10-120618	12/6/2018	µg/L	1	U	1	U	1	U	3	U	1	U	1	U	5	U	--	
	MW-10-030719	3/7/2019	µg/L	1	U	1	U	1	U	3	U	1	U	1	U	5	U	--	
	MW-10-060419	6/4/2019	µg/L	1	U	1	U	1	U	3	U	1	U	1	U	5	U	--	
	MW-10-091819	9/18/2019	µg/L	1	U	1	U	1	U	3	U	1	U	1	U	5	U	--	
	MW-10-121819	12/18/2019	µg/L	1	U	1	U	1	U	3	U	1	U	1	U	5	U	--	
	MW-10-031320	3/13/2020	µg/L	1	U	1	U	1	U	3	U	1	U	1	U	5	U	--	
	--	7/6/2020	--	NS-SS		NS-SS		NS-SS		NS-SS		NS-SS		NS-SS		NS-SS		NS-SS	
	--	11/10/2020	--	NS-SS		NS-SS		NS-SS		NS-SS		NS-SS		NS-SS		NS-SS		NS-SS	
	MW-10-032621	3/26/2021	µg/L	1	U	1	U	1	U	3	U	1	U	1	U	5	U	--	

Table 4B. Analytical Results for Groundwater, Historical

Products (SE) Pipe Line Corporation

Lewis Drive Remediation Site, Belton, South Carolina

Site ID #18693 "Kinder Morgan Belton Pipeline Release"

Location	Sample ID	Sample Date	Units	Analyte																	
				Benzene		Ethylbenzene		Toluene		Total Xylenes		1,2-DCA		MTBE		Naphthalene		EDB	
		RBSL[a]:		**5.0**		**700**		**1,000**		**10,000**		**5.0**		**40**		**25**		**0.05**	
	--	7/13/2021	--	NS-SS		NS-SS		NS-SS		NS-SS		NS-SS		NS-SS		NS-SS		NS-SS	
	--	11/17/2021	--	NS-SS		NS-SS		NS-SS		NS-SS		NS-SS		NS-SS		NS-SS		NS-SS	
	MW-10-030122	3/1/2022	µg/L	1	U	1	U	1	U	3	U	1	U	1	U	5	U	--	
	MW-10-031523	3/15/2023	µg/L	1	U	1	U	1	U	3	U	1	U	1	U	5	U	--	
	MW-10-030624	3/6/2024	µg/L	1	U	1	U	1	U	3	U	1	U	1	U	5	U	--	
MW-11	--	7/27/2015	--	NS-FP		NS-FP		NS-FP		NS-FP		NS-FP		NS-FP		NS-FP		NS-FP	
	MW-11-012616	1/26/2016	µg/L	**10600**		**948**		**24400**		**4700**		10	U[b]	**432**		**123**		--	
	--	11/28/2016	--	NS-IW		NS-IW		NS-IW		NS-IW		NS-IW		NS-IW		NS-IW		NS-IW	
	MW-11-062817	6/28/2017	µg/L	**10900**		**2140**		**29600**		**11700**		100	U[b]	**147**		500	U[b]	--	
	MW-11-090517	9/5/2017	--	NS-FP		NS-FP		NS-FP		NS-FP		NS-FP		NS-FP		NS-FP		NS-FP	
	MW-11-030619	3/6/2019	µg/L	**8260**		**1990**		**30300**		**11900**		200	U[b]	200	U[b]	1000	U[b]	--	
	MW-11-060519	6/5/2019	µg/L	**6940**		**1660**		**22500**		**9020**		200	U[b]	200	U[b]	1000	U[b]	--	
	MW-11-091919	9/19/2019	µg/L	**7950**		**2570**		**33700**		**14300**		500	U[b]	500	U[b]	2500	U[b]	--	
	MW-11-121619	12/16/2019	--	NS-FP		NS-FP		NS-FP		NS-FP		NS-FP		NS-FP		NS-FP		NS-FP	
	MW-11-021820	2/18/2020	µg/L	**4790**		**2170**		**29200**		**12600**		500	U[b]	500	U[b]	2500	U[b]	--	
	MW-11-031220	3/12/2020	µg/L	**6220**		**2790**		**31700**		**16000**		250	U[b]	250	U[b]	1250	U[b]	--	
	MW-11-050420	5/4/2020	--	NS-SS		NS-SS		NS-SS		NS-SS		NS-SS		NS-SS		NS-SS		NS-SS	
	MW-11-070820	7/8/2020	µg/L	**4540**		**2210**		**30300**		**13900**		250	U[b]	250	U[b]	1250	U[b]	--	
	MW-11-091620	9/16/2020	µg/L	**4470**		**2900**		**29800**		**16900**		250	U[b]	250	U[b]	1250	U[b]	--	
	MW-11-111120	11/11/2020	µg/L	**2990**		**1720**		**16300**		**9660**		250	U[b]	250	U[b]	1250	U[b]	--	
	MW-11-012021	1/20/2021	µg/L	**2600**		**2600**		**16400**		**14400**		250	U[b]	250	U[b]	1250	U[b]	--	
	MW-11-032521	3/25/2021	µg/L	**3300**		**2320**		**11300**		**12600**		250	U[b]	250	U[b]	1250	U[b]	--	
	MW-11-071421	7/14/2021	µg/L	**2460**		**2340**		**11700**		**13000**		250	U[b]	250	U[b]	1250	U[b]	--	
	MW-11-111721	11/17/2021	µg/L	**2720**		**2950**		**12000**		**15000**		250	U[b]	250	U[b]	1250	U[b]	--	
	MW-11-030122	3/1/2022	µg/L	**2210**		**2320**		**6460**		**12700**		250	U[b]	250	U[b]	1250	U[b]	--	
	MW-11-061422	6/14/2022	µg/L	**1120**		**1700**		**3510**		**9110**		250	U[b]	250	U[b]	1250	U[b]	--	
	MW-11-092022	9/20/2022	µg/L	**1360**		**1560**		**2900**		**7700**		250	U[b]	250	U[b]	1250	U[b]	--	
	--	12/13/2022	--	NS-IW		NS-IW		NS-IW		NS-IW		NS-IW		NS-IW		NS-IW		NS-IW	
	MW-11-031523	3/15/2023	µg/L	**3120**		**2500**		**2570**		**12500**		250	U[b]	250	U[b]	1250	U[b]	--	
	--	6/19/2023	--	NS-FP		NS-FP		NS-FP		NS-FP		NS-FP		NS-FP		NS-FP		NS-FP	
	--	9/11/2023	--	NS-FP		NS-FP		NS-FP		NS-FP		NS-FP		NS-FP		NS-FP		NS-FP	
	--	12/18/2023	--	NS-FP		NS-FP		NS-FP		NS-FP		NS-FP		NS-FP		NS-FP		NS-FP	
	MW-11-030624	3/6/2024	µg/L	**1930**		**2320**		**1280**		**9770**		200	U[b]	200	U[b]	1000	U[b]	--	
	MW-11-061024	6/10/2024	µg/L	**2020**		**2610**		**1670**		**11800**		200	U[b]	200	U[b]	1000	U[b]	--	
MW-12	MW-12-072815	7/28/2015	µg/L	**51.3**		5	U	**22.9**		**39.2**		5	U[b]	5	U	5	U	--	
	--	1/19/2016	--	NS-FP		NS-FP		NS-FP		NS-FP		NS-FP		NS-FP		NS-FP		NS-FP	
	--	11/28/2016	--	NS-FP		NS-FP		NS-FP		NS-FP		NS-FP		NS-FP		NS-FP		NS-FP	

Table 4B. Analytical Results for Groundwater, Historical

Products (SE) Pipe Line Corporation

Lewis Drive Remediation Site, Belton, South Carolina

Site ID #18693 "Kinder Morgan Belton Pipeline Release"

Location	Sample ID	Sample Date	Units	Analyte																	
				Benzene		Ethylbenzene		Toluene		Total Xylenes		1,2-DCA		MTBE		Naphthalene		EDB	
		RBSL[a]:		5.0		700		1,000		10,000		5.0		40		25		0.05	
	--	3/13/2017	--	NS-FP		NS-FP		NS-FP		NS-FP		NS-FP		NS-FP		NS-FP		NS-FP	
	--	3/20/2017	--	NS-FP		NS-FP		NS-FP		NS-FP		NS-FP		NS-FP		NS-FP		NS-FP	
	--	3/31/2017	--	NS-FP		NS-FP		NS-FP		NS-FP		NS-FP		NS-FP		NS-FP		NS-FP	
	--	4/6/2017	--	NS-FP		NS-FP		NS-FP		NS-FP		NS-FP		NS-FP		NS-FP		NS-FP	
	MW-12-062817	6/28/2017	µg/L	**1190**		**467**		**7910**		**5100**		50	U[b]	50	U[b]	250	U[b]	--	
	MW-12-090817	9/8/2017	µg/L	**648**		**436**		**3470**		**4440**		100	U[b]	100	U[b]	500	U[b]	--	
	MW-12-120617	12/6/2017	µg/L	**367**		**137**		**1540**		**4660**		10	U[b]	10	U	**54.4**		--	
	MW-12-030818	3/8/2018	µg/L	**486**		**25.2**		**1880**		**1980**		10	U[b]	10	U	50	U[b]	--	
	MW-12-060518	6/5/2018	µg/L	**16.3**		**2.51**		**181**		**249**		1	U	1	U	5	U	--	
	MW-12-091118	9/11/2018	µg/L	1	U	1	U	1	U	3	U	1	U	1	U	5	U	--	
	MW-12-120518	12/5/2018	µg/L	**5.81**		**2.75**		**9.08**		**72**		1	U	1	U	5	U	--	
	MW-12-030619	3/6/2019	µg/L	1	U	1	U	**3.94**		**4.86**		1	U	1	U	5	U	--	
	MW-12-060519	6/5/2019	µg/L	1	U	1	U	1	U	3	U	1	U	1	U	5	U	--	
	MW-12-091919	9/19/2019	µg/L	1	U	1	U	1	U	3	U	1	U	1	U	5	U	--	
	MW-12-121719	12/17/2019	µg/L	1	U	1	U	1	U	3	U	1	U	1	U	5	U	--	
	MW-12-031020	3/10/2020	µg/L	1	U	1	U	1	U	3	U	1	U	1	U	5	U	--	
	MW-12-070820	7/8/2020	µg/L	1	U	1	U	1	U	3	U	1	U	1	U	5	U	--	
	MW-12-111220	11/12/2020	µg/L	1	U	1	U	1	U	3	U	1	U	1	U	5	U	--	
	MW-12-032521	3/25/2021	µg/L	1	U	1	U	1	U	3	U	1	U	1	U	5	U	--	
	MW-12-071421	7/14/2021	µg/L	1	U	1	U	1	U	**6.52**		1	U	1	U	5	U	--	
	MW-12-111821	11/18/2021	µg/L	**3**		1	U	1	U	**6.72**		1	U	1	U	5	U	--	
	MW-12-030122	3/1/2022	µg/L	1	U	1	U	1	U	3	U	1	U	1	U	5	U	--	
	MW-12-092122	9/21/2022	µg/L	**18.4**		1	U	1	U	3	U	1	U	1	U	5	U	--	
	MW-12-031423	3/14/2023	µg/L	1	U	1	U	1	U	3	U	1	U	1	U	5	U	--	
	MW-12-091323	9/13/2023	µg/L	**9.54**		**8.28**		**1.01**		3	U	1	U	1	U	**9.36**		--	
	MW-12-030624	3/6/2024	µg/L	1	U	1	U	1	U	3	U	1	U	1	U	5	U	--	
MW-12B	MW-12B-012616	1/26/2016	µg/L	**288**		**31.4**		**193**		**532**		1	U	**5.4**		**14.6**		--	
	MW-12B-113016	11/30/2016	µg/L	1	U	1	U	1	U	1	U	1	U	1	U	1	U	--	
	MW-12B-031417	3/14/2017	µg/L	1	U	1	U	1	U	3	U	1	U	1	U	5	U	--	
	MW-12B-032017	3/20/2017	µg/L	1	U	1	U	1	U	3	U	1	U	1	U	5	U	--	
	MW-12B-033117	3/31/2017	µg/L	1	U	1	U	1	U	3	U	1	U	1	U	5	U	--	
	MW-12B-040617	4/6/2017	µg/L	1	U	1	U	1	U	3	U	1	U	1	U	5	U	--	
	MW-12B-062817	6/28/2017	µg/L	**30.1**		1	U	**7.28**		**14.3**		1	U	**11.8**		5	U	--	
	MW-12B-090817	9/8/2017	µg/L	**126**		**3.81**		**16.8**		**256**		1	U	1	U	**12**		--	
	MW-12B-120617	12/6/2017	µg/L	**1.01**		1	U	1	U	3	U	1	U	1	U	5	U	--	
	MW-12B-030818	3/8/2018	µg/L	**3.06**		1	U	1	U	3	U	1	U	1	U	5	U	--	
	MW-12B-060518	6/5/2018	µg/L	**275**		**58.7**		**20.9**		**171**		1	U	1	U	**22.5**		--	
	MW-12B-091118	9/11/2018	µg/L	**246**		**39.8**		**2.87**		**68**		1	U	1	U	**18.7**		--	

Table 4B. Analytical Results for Groundwater, Historical

Products (SE) Pipe Line Corporation

Lewis Drive Remediation Site, Belton, South Carolina

Site ID #18693 "Kinder Morgan Belton Pipeline Release"

Location	Sample ID	Sample Date	Units	Analyte																	
				Benzene		Ethylbenzene		Toluene		Total Xylenes		1,2-DCA		MTBE		Naphthalene		EDB	
		RBSL[a]:		5.0		700		1,000		10,000		5.0		40		25		0.05	
	MW-12B-120518	12/5/2018	µg/L	**240**		**57.7**		**29.5**		**160**		1	U	1	U	**17.7**		--	
	MW-12B-030619	3/6/2019	µg/L	**309**		**70.4**		**19.6**		**201**		1	U	1	U	**36.7**		--	
	MW-12B-060519	6/5/2019	µg/L	**88.4**		**38**		5	U	**15.2**		5	U[b]	5	U	25	U[b]	--	
	MW-12B-082219	8/22/2019	µg/L	**27**		**3.54**		1	U	3	U	1	U	1	U	**5.94**		--	
	MW-12B-091919	9/19/2019	µg/L	**23.1**		**2.33**		1	U	3	U	1	U	1	U	5	U	--	
	MW-12B-110619	11/6/2019	µg/L	**2.73**		1	U	1	U	3	U	1	U	1	U	5	U	--	
	MW-12B-122019	12/20/2019	µg/L	**1.09**		1	U	1	U	3	U	1	U	1	U	5	U	--	
	MW-12B-021120	2/11/2020	µg/L	**64.9**		**22.9**		**3.75**		**74.6**		1	U	1	U	**23.1**		--	
	MW-12B-031220	3/12/2020	µg/L	**22.6**		1	U	**1.27**		**6.05**		1	U	1	U	**8.14**		--	
	MW-12B-050620	5/6/2020	µg/L	**23.9**		1	U	1	U	3	U	1	U	1	U	**9.01**		--	
	MW-12B-070820	7/8/2020	µg/L	**10.7**		1	U	1	U	3	U	1	U	1	U	**6.58**		--	
	MW-12B-091620	9/16/2020	µg/L	**19.5**		**1.38**		**2.81**		**4.89**		1	U	1	U	**6.53**		--	
	MW-12B-111220	11/12/2020	µg/L	**5.65**		1	U	1	U	3	U	1	U	1	U	5	U	--	
	MW-12B-012021	1/20/2021	µg/L	**3.89**		1	U	1	U	3	U	1	U	1	U	5	U	--	
	MW-12B-032521	3/25/2021	µg/L	**4.5**		1	U	1	U	3	U	1	U	1	U	5	U	--	
	MW-12B-071421	7/14/2021	µg/L	1	U	1	U	1	U	3	U	1	U	1	U	5	U	--	
	MW-12B-111821	11/18/2021	µg/L	1	U	1	U	1	U	3	U	1	U	1	U	5	U	--	
	MW-12B-030222	3/2/2022	µg/L	1	U	1	U	1	U	3	U	1	U	1	U	5	U	--	
	MW-12B-092122	9/21/2022	µg/L	1	U	1	U	1	U	3	U	1	U	1	U	5	UJ	--	
	MW-12B-031423	3/14/2023	µg/L	1	U	1	U	1	U	3	U	1	U	1	U	5	U	--	
	MW-12B-091323	9/13/2023	µg/L	1	U	1	U	1	U	3	U	1	U	1	U	5	U	--	
	MW-12B-030624	3/6/2024	µg/L	1	U	1	U	1	U	3	U	1	U	1	U	5	U	--	
MW-13	--	7/27/2015	--	NS-IW		NS-IW		NS-IW		NS-IW		NS-IW		NS-IW		NS-IW		NS-IW	
	MW-13-012816	1/28/2016	µg/L	**2**		1	U	**12.5**		**6.9**		1	U	1	U	1	U	0.02	U
	MW13-012816	1/28/2016	µg/L	**2**		1	U	**12.5**		**6.9**		1	U	1	U	1	U	--	
	--	11/28/2016	--	NS-IW		NS-IW		NS-IW		NS-IW		NS-IW		NS-IW		NS-IW		NS-IW	
	MW-13-062917	6/29/2017	µg/L	**1.18**		1	U	**3.39**		3	U	1	U	1	U	5	U	--	
	--	9/5/2017	--	NS-IW		NS-IW		NS-IW		NS-IW		NS-IW		NS-IW		NS-IW		NS-IW	
	--	12/4/2017	--	NS-IW		NS-IW		NS-IW		NS-IW		NS-IW		NS-IW		NS-IW		NS-IW	
	MW-13-030618	3/6/2018	µg/L	**6.98**		**1.14**		**15.3**		**4.55**		1	U	1	U	5	U	--	
	MW-13-060618	6/6/2018	µg/L	**44.2**		**4.25**		**86.2**		**19.9**		1	U	1	U	5	U	--	
	--	9/10/2018	--	NS-IW		NS-IW		NS-IW		NS-IW		NS-IW		NS-IW		NS-IW		NS-IW	
	MW-13-120718	12/7/2018	µg/L	**83.4**		**9.62**		**158**		**23.6**		1	U	1	U	5	U	--	
	MW-13-030619	3/6/2019	µg/L	**326**		**10.9**		**132**		**120**		1	U	1	U	5	U	--	
	MW-13-060519	6/5/2019	µg/L	**35.2**		5	U	5	U	**19.6**		5	U[b]	5	U	25	U[b]	--	
	--	9/16/2019	--	NS-IW		NS-IW		NS-IW		NS-IW		NS-IW		NS-IW		NS-IW		NS-IW	
	--	12/16/2019	--	NS-IW		NS-IW		NS-IW		NS-IW		NS-IW		NS-IW		NS-IW		NS-IW	
	MW-13-031120	3/11/2020	µg/L	**1000**		**4.59**		**30.5**		**23.3**		1	U	**133**		**6.17**	**J**	--	

Table 4B. Analytical Results for Groundwater, Historical

Products (SE) Pipe Line Corporation

Lewis Drive Remediation Site, Belton, South Carolina

Site ID #18693 "Kinder Morgan Belton Pipeline Release"

Location	Sample ID	Sample Date	Units	Analyte																	
				Benzene		Ethylbenzene		Toluene		Total Xylenes		1,2-DCA		MTBE		Naphthalene		EDB	
		RBSL[a]:		**5.0**		**700**		**1,000**		**10,000**		**5.0**		**40**		**25**		**0.05**	
	--	5/4/2020	--	NS-SS		NS-SS		NS-SS		NS-SS		NS-SS		NS-SS		NS-SS		NS-SS	
	MW-13-070820	7/8/2020	µg/L	**13400**		**1310**		**29600**		**7750**		50	U[b]	50	U[b]	250	U[b]	--	
	MW-13-091520	9/15/2020	µg/L	**4510**		**349**		**380**		**1710**		50	U[b]	50	U[b]	250	U[b]	--	
	--	11/10/2020	--	NS-IW		NS-IW		NS-IW		NS-IW		NS-IW		NS-IW		NS-IW		NS-IW	
	MW-13-012021	1/20/2021	µg/L	**288**		**39.8**		**18.1**		**454**		10	U[b]	10	U	50	U[b]	--	
	MW-13-032621	3/26/2021	µg/L	**209**		10	U	**65.1**		**147**		10	U[b]	10	U	50	U[b]	--	
	MW-13-071421	7/14/2021	µg/L	**79.7**		**19.9**		10	U	**270**		10	U[b]	10	U	50	U[b]	--	
	MW-13-111821	11/18/2021	µg/L	**16.9**		**23.9**		10	UJ	**223**		10	U[b]	10	U	50	U[b]	--	
	MW-13-030222	3/2/2022	µg/L	**5.95**		**3.37**		**10.6**		**33.7**		1	U	1	U	5	U	--	
	--	9/19/2022	--	NS-IW		NS-IW		NS-IW		NS-IW		NS-IW		NS-IW		NS-IW		NS-IW	
	--	12/13/2022	--	NS-IW		NS-IW		NS-IW		NS-IW		NS-IW		NS-IW		NS-IW		NS-IW	
	MW-13-031523	3/15/2023	µg/L	1	U	1	U	1	U	3	U	1	U	1	U	5	U	--	
	MW-13-091323	9/13/2023	µg/L	**1.43**		1	U	1	U	3	U	1	U	1	U	5	UJ	--	
	MW-13-030524	3/5/2024	µg/L	1	U	1	U	1	U	3	U	1	U	1	U	5	U	--	
MW-13B	MW-13B-012816	1/28/2016	µg/L	**367**		1	U	**5.6**		**59.5**		1	U	**119**		1	U	--	
	MW-13B	6/27/2016	µg/L	--		--		--		--		--		**165**		--		--	
	MW-13B-113016	11/30/2016	µg/L	**550**		**5.1**		**21.2**		**140**		5	U[b]	**158**		**7.9**		--	
	MW-13B-062817	6/28/2017	µg/L	**308**		**3.09**		**10.3**		**103**		1	U	**121**		**5.13**		--	
	--	9/8/2017	--	NS-SL		NS-SL		NS-SL		NS-SL		NS-SL		NS-SL		NS-SL		NS-SL	
	MW-13B-110817	11/8/2017	µg/L	**325**		**3.42**		**19**		**91.6**		1	U	**173**		**5.55**		--	
	MW-13B-120617	12/6/2017	µg/L	**269**		**3.97**		**24.4**		**100**		1	U	**140**		**8.83**		--	
	MW-13B-030718	3/7/2018	µg/L	**252**		**3.13**		**12.1**		**60.2**		1	U	**175**		**6.44**		--	
	MW-13B-060618	6/6/2018	µg/L	**498**		**47.7**		**469**		**282**		1	U	**148**		**8.47**		--	
	MW-13B-091218	9/12/2018	µg/L	**402**		**42.5**		**503**		**271**		1	U	**141**		5	U	--	
	MW-13B-120618	12/6/2018	µg/L	**614**		**93.5**		**823**		**516**		1	U	**139**		**10.8**		--	
	MW-13B-030619	3/6/2019	µg/L	**445**		**53.1**		**679**		**383**		1	U	**143**		**8.6**		--	
	MW-13B-060519	6/5/2019	µg/L	**195**		**25.3**		**302**		**194**		5	U[b]	**140**		25	U[b]	--	
	MW-13B-091819	9/18/2019	µg/L	**408**		**71.2**		**325**		**446**		1	U	**142**		**14**		--	
	MW-13B-121819	12/18/2019	µg/L	**257**		**18**		**166**		**155**		1	U	**132**		**5.6**		--	
	MW-13B-021820	2/18/2020	µg/L	**1320**		5	U	**52.3**		**21.1**		5	U[b]	**115**		250	U[b]	--	
	MW-13B-031120	3/11/2020	µg/L	**4690**		**217**		**8870**		**1530**		20	U[b]	20	U	100	U[b]	--	
	MW-13B-050620	5/6/2020	µg/L	**991**		**41.8**		**106**		**293**		5	U[b]	**145**		25	U[b]	--	
	MW-13B-070920	7/9/2020	µg/L	**2170**		50	U	**55.6**		150	U	50	U[b]	**192**		250	U[b]	--	
	MW-13B-091820	9/18/2020	µg/L	**3270**		**52.1**		**69.7**		150	U	50	U[b]	**199**		250	U[b]	--	
	MW-13B-111220	11/12/2020	µg/L	**2000**		**56.3**		**67.6**		150	U	50	U[b]	**178**		250	U[b]	--	
	MW-13B-012021	1/20/2021	µg/L	**1210**		50	U	**51.5**		150	U	50	U[b]	**157**		250	U[b]	--	
	MW-13B-032621	3/26/2021	µg/L	**1060**		50	U	**67.5**		**152**		50	U[b]	**186**		250	U[b]	--	
	MW-13B-071421	7/14/2021	µg/L	**8.5**		5	U	5	U	15	U	5	U[b]	**178**		25	U[b]	--	

Table 4B. Analytical Results for Groundwater, Historical

Products (SE) Pipe Line Corporation

Lewis Drive Remediation Site, Belton, South Carolina

Site ID #18693 "Kinder Morgan Belton Pipeline Release"

Location	Sample ID	Sample Date	Units	Analyte																	
				Benzene		Ethylbenzene		Toluene		Total Xylenes		1,2-DCA		MTBE		Naphthalene		EDB	
		RBSL[a]:		**5.0**		**700**		**1,000**		**10,000**		**5.0**		**40**		**25**		**0.05**	
	MW-13B-111821	11/18/2021	µg/L	**821**		**11.8**		**21.4**	**J**	**40**		5	U[b]	**161**		25	U[b]	--	
	MW-13B-030222	3/2/2022	µg/L	**205**		5	U	5	U	15	U	5	U[b]	**122**		25	U[b]	--	
	MW-13B-092122	9/21/2022	µg/L	**538**		**2.02**		**3.44**		3	U	1	U	**128**		5	UJ	--	
	MW-13B-031523	3/15/2023	µg/L	**517**		5	U	5	U	15	U	5	U[b]	**105**		25	U[b]	--	
	MW-13B-091323	9/13/2023	µg/L	**160**		5	U	5	U	15	U	5	U[b]	**91.2**		25	U[b]	--	
	MW-13B-030624	3/6/2024	µg/L	**654**		**1.04**		**2.09**		3	U	1	U	**100**		5	U	--	
MW-14	MW-14-072815	7/28/2015	µg/L	5	U[b]	5	U	5	U	10	U	5	U[b]	5	U	5	U	--	
	MW-14-012816	1/28/2016	µg/L	1	U	1	U	1	U	2	U	1	U	1	U	1	U	0.019	U
	MW14-012816	1/28/2016	µg/L	1	U	1	U	1	U	2	U	1	U	1	U	1	U	--	
	MW-14-113016	11/30/2016	µg/L	1	U	1	U	1	U	1	U	1	U	1	U	1	U	--	
	MW-14-062817	6/28/2017	µg/L	1	U	1	U	1	U	3	U	1	U	1	U	5	U	--	
	MW-14-090817	9/8/2017	µg/L	1	U	1	U	1	U	3	U	1	U	1	U	5	U	--	
	MW-14-120617	12/6/2017	µg/L	1	U	1	U	1	U	3	U	1	U	1	U	5	U	--	
	MW-14-030718	3/7/2018	µg/L	1	U	1	U	1	U	3	U	1	U	1	U	5	U	--	
	MW-14-060618	6/6/2018	µg/L	1	U	1	U	1	U	3	U	1	U	1	U	5	U	--	
	MW-14-091218	9/12/2018	µg/L	1	U	1	U	1	U	3	U	1	U	1	U	5	U	--	
	MW-14-120618	12/6/2018	µg/L	1	U	1	U	1	U	3	U	1	U	1	U	5	U	--	
	MW-14-030619	3/6/2019	µg/L	1	U	1	U	1	U	3	U	1	U	1	U	5	U	--	
	MW-14-060519	6/5/2019	µg/L	1	U	1	U	1	U	3	U	1	U	1	U	5	U	--	
	MW-14-091819	9/18/2019	µg/L	1	U	1	U	1	U	3	U	1	U	**2.02**		5	U	--	
	MW-14-121819	12/18/2019	µg/L	1	U	1	U	1	U	3	U	1	U	**6.65**		5	U	--	
	MW-14-031120	3/11/2020	µg/L	1	U	1	U	1	U	3	U	1	U	1	U	5	U	--	
	MW-14-070820	7/8/2020	µg/L	1	U	1	U	1	U	3	U	1	U	**1.03**		5	U	--	
	MW-14-111220	11/12/2020	µg/L	1	U	1	U	1	U	3	U	1	U	**3.22**		5	U	--	
	MW-14-032621	3/26/2021	µg/L	1	U	1	U	1	U	3	U	1	U	1	U	5	U	--	
	MW-14-071421	7/14/2021	µg/L	**75.2**		**20.2**		**6.82**		**349**		1	U	1	U	5	U	--	
	MW-14-111821	11/18/2021	µg/L	1	U	1	U	1	UJ	3	U	1	U	**2.76**		5	U	--	
	MW-14-030222	3/2/2022	µg/L	1	U	1	U	1	U	3	U	1	U	1	U	5	U	--	
	MW-14-061422	6/14/2022	µg/L	1	U	1	U	1	U	3	U	1	U	**1.19**		5	U	--	
	MW-14-092122	9/21/2022	µg/L	1	U	1	U	1	U	3	U	1	U	**1.73**		5	UJ	--	
	MW-14-121322	12/13/2022	µg/L	1	U	1	U	1	U	3	U	1	U	**1.5**		5	U	--	
	MW-14-031523	3/15/2023	µg/L	1	U	1	U	1	U	3	U	1	U	1	U	5	U	--	
	MW-14-062023	6/20/2023	µg/L	1	U	1	U	1	U	3	U	1	U	1	U	5	U	--	
	MW-14-091323	9/13/2023	µg/L	1	U	1	U	1	U	3	U	1	U	**1.39**		5	U	--	
	MW-14-121923	12/19/2023	µg/L	1	U	1	U	1	U	3	U	1	U	**1.85**	**J**	5	U	--	
	MW-14-030624	3/6/2024	µg/L	1	U	1	U	1	U	3	U	1	U	1	U	5	U	--	
	MW-14-061024	6/10/2024	µg/L	1	U	1	U	1	U	3	U	1	U	1	U	5	U	--	

Table 4B. Analytical Results for Groundwater, Historical

Products (SE) Pipe Line Corporation

Lewis Drive Remediation Site, Belton, South Carolina

Site ID #18693 "Kinder Morgan Belton Pipeline Release"

Location	Sample ID	Sample Date	Units	Analyte															
				Benzene		Ethylbenzene		Toluene		Total Xylenes		1,2-DCA		MTBE		Naphthalene		EDB	
		RBSL[a]:		5.0		700		1,000		10,000		5.0		40		25		0.05	
MW-14B	MW-14B-052516	5/25/2016	µg/L	5		1	U	1	U	4.4		1	U	17.2		1	U	0.02	U
	MW14B-052516	5/25/2016	µg/L	5		1	U	1	U	4.4		1	U	17.2		1	U	--	
	MW-14B-113016	11/30/2016	µg/L	10.5		1	U	1.1		5.5		1	U	19.7		1	U	--	
	MW-14B-062817	6/28/2017	µg/L	38.1		1.34		2.56		19.1		1	U	36.2		5	U	--	
	MW-14B-090817	9/8/2017	µg/L	6.81		1	U	1	U	6.67		1	U	18.7		5	U	--	
	MW-14B-120617	12/6/2017	µg/L	8.82		1	U	1	U	6.91		1	U	24.4		5	U	--	
	MW-14B-030718	3/7/2018	µg/L	3.57		1	U	1	U	5.6		1	U	9.28		5	U	--	
	MW-14B-0604B18	6/4/2018	µg/L	8.63		1	U	1	U	5.77		1	U	22.1		5	U	--	
	MW-14B-091218	9/12/2018	µg/L	3.32		1	U	1	U	3.61		1	U	7.86		5	U	--	
	MW-14B-120618	12/6/2018	µg/L	3.56		1	U	1.4		6.34		1	U	6.56		5	U	--	
	MW-14B-030619	3/6/2019	µg/L	2.7		1	U	1	U	3	U	1	U	8.83		5	U	--	
	MW-14B-060519	6/5/2019	µg/L	9.13		1	U	1.01		6.57		1	U	17.7		5	U	--	
	MW-14B-091819	9/18/2019	µg/L	1.74		1	U	1	U	4.57		1	U	11.1		5	U	--	
	MW-14B-121819	12/18/2019	µg/L	5.69		1	U	1	U	4.86		1	U	10.7		5	U	--	
	MW-14B-031120	3/11/2020	µg/L	12.8		1	U	1	U	3.38		1	U	11.7		5	U	--	
	MW-14B-070820	7/8/2020	µg/L	14.6		1	U	1	U	3.63		1	U	12.3		5	U	--	
	MW-14B-111220	11/12/2020	µg/L	1	U	1	U	1	U	3	U	1	U	6.63		5	U	--	
	MW-14B-032621	3/26/2021	µg/L	18.3		1	U	1	U	3.5		1	U	10.6		5	U	--	
	MW-14B-071421	7/14/2021	µg/L	712		17.7		27		63.2		1	U	170		5.79		--	
	MW-14B-111821	11/18/2021	µg/L	9.59		1	U	1	U	3.42		1	U	15.3		5	U	--	
	MW-14B-030222	3/2/2022	µg/L	1.66		1	U	1	U	3	U	1	U	10.6		5	U	--	
	MW-14B-061422	6/14/2022	µg/L	8.4		1	U	1	U	4.94		1	U	16.4		5	U	--	
	MW-14B-092122	9/21/2022	µg/L	7.3		1	U	1	U	3.54		1	U	19.4		5	UJ	--	
	MW-14B-121322	12/13/2022	µg/L	1.49		1	U	1	U	3	U	1	U	11.2		5	U	--	
	MW-14B-031523	3/15/2023	µg/L	1.16		1	U	1	U	3	U	1	U	7.41		5	U	--	
	MW-14B-062023	6/20/2023	µg/L	2.46		1	U	1	U	3	U	1	U	12.2		5	U	--	
	MW-14B-091323	9/13/2023	µg/L	4.71		1	U	1	U	3.32		1	U	15.7		5	U	--	
	MW-14B-121923	12/19/2023	µg/L	1.18		1	U	1	U	3	U	1	U	11.6	J	5	U	--	
	MW-14B-030624	3/6/2024	µg/L	7.60		1	U	1	U	4.40		1	U	20.8		5	U	--	
	MW-14B-061024	6/10/2024	µg/L	2.00	J	1	U	1	U	3	U	1	U	12.6	J	5	U	--	
MW-15	MW-15-080415	8/4/2015	µg/L	5	U[b]	5	U	5	U	10	U	5	U[b]	5	U	5	U	--	
	MW-15-012816	1/28/2016	µg/L	1	U	1	U	1	U	2	U	1	U	1	U	1	U	--	
	MW-15-120716	12/7/2016	µg/L	3680		139		422		2280		25	U[b]	188		43.8		--	
	MW-15-031417	3/14/2017	µg/L	1960		72.1		324		1320		25	U[b]	161		125	U[b]	--	
	MW-15-032017	3/20/2017	µg/L	3390		103		505		2460		50	U[b]	194		250	U[b]	--	
	MW-15-033117	3/31/2017	µg/L	2850		65.4		444		1860		20	U[b]	221		100	U[b]	--	
	MW-15-040617	4/6/2017	µg/L	1790		60.6		465		886		25	U[b]	181		125	U[b]	--	
	MW-15-062817	6/28/2017	µg/L	72.7		25	U	28.8		110		25	U[b]	91.8		125	U[b]	--	

Table 4B. Analytical Results for Groundwater, Historical

Products (SE) Pipe Line Corporation

Lewis Drive Remediation Site, Belton, South Carolina

Site ID #18693 "Kinder Morgan Belton Pipeline Release"

Location	Sample ID	Sample Date	Units	Analyte																	
				Benzene		Ethylbenzene		Toluene		Total Xylenes		1,2-DCA		MTBE		Naphthalene		EDB	
		RBSL[a]:		**5.0**		**700**		**1,000**		**10,000**		**5.0**		**40**		**25**		**0.05**	
	MW-15-090817	9/8/2017	µg/L	**454**		**24**		**567**		**338**		5	U[b]	**193**		25	U[b]	--	
	MW-15-120617	12/6/2017	µg/L	1	U	1	U	**1.6**		**4.64**		1	U	**140**		5	U	--	
	MW-15-030818	3/8/2018	µg/L	**53.1**		**2.75**		**89.9**		**53.1**		1	U	**85**		5	U	--	
	MW-15-060618	6/6/2018	µg/L	**52.2**		**4.11**		**81.4**		**46.5**		1	U	**63.8**		5	U	--	
	MW-15-091218	9/12/2018	µg/L	**14.6**		1	U	**27.9**		**16**		1	U	**72.2**		5	U	--	
	MW-15-120618	12/6/2018	µg/L	1	U	1	U	1	U	3	U	1	U	**15.9**		5	U	--	
	MW-15-030619	3/6/2019	µg/L	1	U	1	U	1	U	3	U	1	U	**2.57**		5	U	--	
	MW-15-060519	6/5/2019	µg/L	**1.03**		1	U	1	U	3	U	1	U	**4.33**		5	U	--	
	MW-15-091919	9/19/2019	µg/L	**1.25**		1	U	1	U	3	U	1	U	**4.73**		5	U	--	
	MW-15-121819	12/18/2019	µg/L	1	U	1	U	1	U	3	U	1	U	**3.33**		5	U	--	
	MW-15-031020	3/10/2020	µg/L	1	U	1	U	1	U	3	U	1	U	**4.19**		5	U	--	
	MW-15-070820	7/8/2020	µg/L	1	U	1	U	1	U	3	U	1	U	1	U	5	U	--	
	MW-15-111220	11/12/2020	µg/L	2	U	2	U	2	U	6	U	2	U	**2.41**		10	U	--	
	MW-15-032521	3/25/2021	µg/L	1	U	1	U	1	U	3	U	1	UJ	**1.35**		5	U	--	
	MW-15-071421	7/14/2021	µg/L	1	U	1	U	1	U	3	U	1	U	1	U	5	U	--	
	MW-15-111821	11/18/2021	µg/L	2	U	2	U	2	U	6	U	2	U	2	U	10	U	--	
	MW-15-030122	3/1/2022	µg/L	1	U	1	U	1	U	3	U	1	U	1	U	5	U	--	
	--	9/19/2022	--	NS-IW		NS-IW		NS-IW		NS-IW		NS-IW		NS-IW		NS-IW		NS-IW	
	MW-15-031523	3/15/2023	µg/L	1	U	1	U	1	U	3	U	1	U	1	U	5	U	--	
	MW-15-091323	9/13/2023	µg/L	1	U	1	U	1	U	3	U	1	U	1	U	5	UJ	--	
	MW-15-030624	3/6/2024	µg/L	1	U	1	U	1	U	3	U	1	U	1	U	5	U	--	
MW-15B	MW-15B-080415	8/4/2015	µg/L	5	U[b]	5	U	5	U	10	U	5	U[b]	5	U	5	U	--	
	MW-15B-012816	1/28/2016	µg/L	**4.8**		1	U	**2**		**3.9**		1	U	1	U	1	U	--	
	MW-15B-113016	11/30/2016	µg/L	**337**		**34**		**565**		**194**		5	U[b]	**26.7**		**5**		--	
	MW-15B-031417	3/14/2017	µg/L	**2160**		**248**		**4580**		**1500**		100	U[b]	**118**		500	U[b]	--	
	MW-15B-032017	3/20/2017	µg/L	**615**		**88.6**		**1270**		**555**		25	U[b]	**67.5**		125	U[b]	--	
	MW-15B-033117	3/31/2017	µg/L	**1630**		**205**		**3240**		**1180**		50	U[b]	**115**		250	U[b]	--	
	MW-15B-040617	4/6/2017	µg/L	**1020**		**132**		**2020**		**789**		25	U[b]	**84.7**		125	U[b]	--	
	MW-15B-062817	6/28/2017	µg/L	**1510**		**145**		**3520**		**1280**		100	U[b]	100	U[b]	500	U[b]	--	
	MW-15B-090817	9/8/2017	µg/L	**1820**		**164**		**3560**		**1210**		50	U[b]	**133**		250	U[b]	--	
	MW-15B-120617	12/6/2017	µg/L	**1760**		**239**		**3630**		**1380**		1	U	**135**		**37.6**		--	
	MW-15B-030818	3/8/2018	µg/L	**1290**		**151**		**3140**		**1070**		25	U[b]	**93.2**		125	U[b]	--	
	MW-15B-060618	6/6/2018	µg/L	**968**		**82.8**		**1990**		**791**		1	U	**109**		**12.8**		--	
	MW-15B-091218	9/12/2018	µg/L	**947**		**122**		**2270**		**820**		1	U	**111**		**15.9**		--	
	MW-15B-120618	12/6/2018	µg/L	**725**		**96.4**		**1890**		**777**		1	U	**71.8**		**11.7**		--	
	MW-15B-021919	2/19/2019	µg/L	**686**		**71.2**		**1420**		**621**		1	U	**92.3**		**12.6**		--	
	MW-15B-030619	3/6/2019	µg/L	**729**		**78.3**		**1580**		**649**		1	U	**91.2**		**15.4**		--	
	MW-15B-051519	5/15/2019	µg/L	**721**		**118**		**1180**		**526**		1	U	**96.6**		**19.5**		--	

Table 4B. Analytical Results for Groundwater, Historical

Products (SE) Pipe Line Corporation

Lewis Drive Remediation Site, Belton, South Carolina

Site ID #18693 "Kinder Morgan Belton Pipeline Release"

Location	Sample ID	Sample Date	Units	Analyte																	
				Benzene		Ethylbenzene		Toluene		Total Xylenes		1,2-DCA		MTBE		Naphthalene		EDB	
		RBSL[a]:		5.0		700		1,000		10,000		5.0		40		25		0.05	
	MW-15B-060519	6/5/2019	µg/L	**590**		**48.4**		**1090**		**492**		10	U[b]	**98**		50	U[b]	--	
	MW-15B-082219	8/22/2019	µg/L	**2340**		200	U	**3060**		**1440**		1	U	**139**		**33.5**		--	
	MW-15B-091919	9/19/2019	µg/L	**3870**		**260**		**3920**		**2720**		100	U[b]	**188**		500	U[b]	--	
	MW-15B-110619	11/6/2019	µg/L	**135**		**9.77**		**105**		**101**		1	U	**8.82**		5	U	--	
	MW-15B-122019	12/20/2019	µg/L	**4200**		**238**		**2690**		**2260**		10	U[b]	**212**		50	U[b]	--	
	MW-15B-021320	2/13/2020	µg/L	**4680**		**212**		**1830**		**2080**		10	U[b]	**208**		**57.8**		--	
	MW-15B-031120	3/11/2020	µg/L	**4380**		**211**		**1620**		**2080**		100	U[b]	**260**		500	U[b]	--	
	MW-15B-050620	5/6/2020	µg/L	**2510**		**136**		**1050**		**1630**		20	U[b]	**167**		100	U[b]	--	
	MW-15B-072220	7/22/2020	µg/L	**4130**		**201**		**1270**		**2090**		20	U[b]	**206**		100	U[b]	--	
	MW-15B-091820	9/18/2020	µg/L	**6310**		**327**		**1670**		**2560**		200	U[b]	200	U[b]	1000	U[b]	--	
	MW-15B-111220	11/12/2020	µg/L	**4230**		**237**		**1130**		**2180**		200	U[b]	200	U[b]	1000	U[b]	--	
	MW-15B-012021	1/20/2021	µg/L	**3750**		200	U	**995**		**1830**		200	U[b]	200	U[b]	1000	U[b]	--	
	MW-15B-032521	3/25/2021	µg/L	**2100**		50	U	**385**		**1230**		50	U[b]	**148**		250	U[b]	--	
	MW-15B-051921	5/19/2021	µg/L	**2590**		50	U	**459**		**1240**		50	U[b]	**148**		250	UJ[b]	--	
	MW-15B-071421	7/14/2021	µg/L	**1600**		50	U	**229**		**861**		50	U[b]	**129**		250	U[b]	--	
	MW-15B-091721	9/17/2021	µg/L	**1420**		50	U	**200**		**812**		50	UJ[b]	**115**		250	U[b]	--	
	MW-15B-111821	11/18/2021	µg/L	**1440**		50	U	**176**		**794**		50	U[b]	**137**		250	U[b]	--	
	MW-15B-030222	3/2/2022	µg/L	**785**		50	U	**82.9**		**543**		50	U[b]	**104**		250	U[b]	--	
	MW-15B-061422	6/14/2022	µg/L	**316**		5	U	**34.7**		**207**		5	U[b]	**99**		25	U[b]	--	
	MW-15B-092122	9/21/2022	µg/L	**236**		5	U	**18.6**		**86.5**		5	U[b]	**85.2**		25	U[b]	--	
	MW-15B-121322	12/13/2022	µg/L	**413**		10	U	**37.9**		**132**		10	U[b]	**94.1**		50	U[b]	--	
	MW-15B-031523	3/15/2023	µg/L	**176**		1	U	**13.4**		**48.1**		1	U	**84.1**		5	U	--	
	MW-15B-062023	6/20/2023	µg/L	**147**		**7.85**		**40.6**		**105**		1	U	**86.4**		5	U	--	
	MW-15B-091323	9/13/2023	µg/L	**219**		5	U	**18.7**		**51.7**		5	U[b]	**79.6**		25	U[b]	--	
	MW-15B-121923	12/19/2023	µg/L	**194**		5	U	**11.5**		**35.7**		5	U[b]	**76.9**	**J**	25	U[b]	--	
	MW-15B-030624	3/6/2024	µg/L	**86.4**		1	U	**2.94**		**5.74**		1	U	**59.5**		5	U	--	
	MW-15B-061024	6/10/2024	µg/L	**70.5**		**1.20**		**5.60**		**11.3**		**1.07**		**74.0**		5	U	--	
MW-16	--	7/27/2015	--	NS-FP		NS-FP		NS-FP		NS-FP		NS-FP		NS-FP		NS-FP		NS-FP	
	--	1/19/2016	--	NS-FP		NS-FP		NS-FP		NS-FP		NS-FP		NS-FP		NS-FP		NS-FP	
	--	11/28/2016	--	NS-FP		NS-FP		NS-FP		NS-FP		NS-FP		NS-FP		NS-FP		NS-FP	
	MW-16-062917	6/29/2017	µg/L	**12900**		**1770**		**36400**		**12500**		500	U[b]	**1740**		2500	U[b]	--	
	--	9/5/2017	--	NS-FP		NS-FP		NS-FP		NS-FP		NS-FP		NS-FP		NS-FP		NS-FP	
	--	12/7/2017	--	NS-FP		NS-FP		NS-FP		NS-FP		NS-FP		NS-FP		NS-FP		NS-FP	
	MW-16-030718	3/7/2018	µg/L	**130**		**295**		**1370**		**2470**		10	U[b]	**132**		**618**		--	
	MW-16-091318	9/13/2018	µg/L	**150**		**200**		**2100**		**2730**		1	U	**21.5**		**635**		--	
	MW-16-120618	12/6/2018	µg/L	**10.3**		**38.7**		**132**		**398**		5	U[b]	5	U	**460**		--	
	MW-16-030719	3/7/2019	µg/L	**9.06**		**15.7**		**74.1**		**186**		1	U	**1.02**		**398**		--	
	MW-16-060419	6/4/2019	µg/L	**9.56**		**15.4**		**78.9**		**162**		**1.06**		1	U	**192**		--	

Table 4B. Analytical Results for Groundwater, Historical

Products (SE) Pipe Line Corporation

Lewis Drive Remediation Site, Belton, South Carolina

Site ID #18693 "Kinder Morgan Belton Pipeline Release"

Location	Sample ID	Sample Date	Units	Analyte																	
				Benzene		Ethylbenzene		Toluene		Total Xylenes		1,2-DCA		MTBE		Naphthalene		EDB	
		RBSL[a]:		**5.0**		**700**		**1,000**		**10,000**		**5.0**		**40**		**25**		**0.05**	
	MW-16-091819	9/18/2019	µg/L	**8.36**		**5.8**		**73.9**		**118**		1	U	1	U	**132**		--	
	MW-16-121819	12/18/2019	µg/L	1	U	**1.88**		**14.3**		**58.6**		1	U	1	U	**15.9**		--	
	MW-16-031320	3/13/2020	µg/L	1	U	1	U	**1.02**		3	U	1	U	1	U	5	U	--	
	--	7/6/2020	--	NS-SS		NS-SS		NS-SS		NS-SS		NS-SS		NS-SS		NS-SS		NS-SS	
	--	11/10/2020	--	NS-SS		NS-SS		NS-SS		NS-SS		NS-SS		NS-SS		NS-SS		NS-SS	
	MW-16-032321	3/23/2021	--	NS		NS		NS		NS		NS		NS		NS		NS	
	MW-16-051921	5/19/2021	µg/L	**92.1**		**1.56**		**47**		**28.5**		1	U	1	U	**18.2**	**J**	--	
	--	7/13/2021	--	NS-SS		NS-SS		NS-SS		NS-SS		NS-SS		NS-SS		NS-SS		NS-SS	
	--	11/17/2021	--	NS-SS		NS-SS		NS-SS		NS-SS		NS-SS		NS-SS		NS-SS		NS-SS	
	MW-16-030222	3/2/2022	µg/L	**104**		**1.54**		**65.3**		**17.3**		1	U	**2.07**		**12.9**		--	
	MW-16-092122	9/21/2022	µg/L	**67.1**		**27.2**		**361**		**230**		1	U	**8.32**		**38.6**		--	
	MW-16-121322	12/13/2022	µg/L	**449**		**207**		**5560**		**1620**		20	U[b]	**159**		**174**		--	
	MW-16-031523	3/15/2023	µg/L	**4.08**		**2.61**		**26.1**		**18.8**		1	U	1	U	5	U	--	
	MW-16-030624	3/6/2024	µg/L	**22.5**		**39.7**		**1350**		**319**		1	U	**3.50**		**31.0**		--	
MW-17	--	7/27/2015	--	NS-IW		NS-IW		NS-IW		NS-IW		NS-IW		NS-IW		NS-IW		NS-IW	
	--	1/19/2016	--	NS-FP		NS-FP		NS-FP		NS-FP		NS-FP		NS-FP		NS-FP		NS-FP	
	--	11/28/2016	--	NS-IW		NS-IW		NS-IW		NS-IW		NS-IW		NS-IW		NS-IW		NS-IW	
	--	3/13/2017	--	NS-IW		NS-IW		NS-IW		NS-IW		NS-IW		NS-IW		NS-IW		NS-IW	
	--	3/20/2017	--	NS-IW		NS-IW		NS-IW		NS-IW		NS-IW		NS-IW		NS-IW		NS-IW	
	--	3/31/2017	--	NS-IW		NS-IW		NS-IW		NS-IW		NS-IW		NS-IW		NS-IW		NS-IW	
	--	4/6/2017	--	NS-IW		NS-IW		NS-IW		NS-IW		NS-IW		NS-IW		NS-IW		NS-IW	
	--	6/26/2017	--	NS-IW		NS-IW		NS-IW		NS-IW		NS-IW		NS-IW		NS-IW		NS-IW	
	--	9/5/2017	--	NS-IW		NS-IW		NS-IW		NS-IW		NS-IW		NS-IW		NS-IW		NS-IW	
	--	12/4/2017	--	NS-IW		NS-IW		NS-IW		NS-IW		NS-IW		NS-IW		NS-IW		NS-IW	
	--	3/5/2018	--	NS-IW		NS-IW		NS-IW		NS-IW		NS-IW		NS-IW		NS-IW		NS-IW	
	--	6/4/2018	--	NS-IW		NS-IW		NS-IW		NS-IW		NS-IW		NS-IW		NS-IW		NS-IW	
	--	9/10/2018	--	NS-IW		NS-IW		NS-IW		NS-IW		NS-IW		NS-IW		NS-IW		NS-IW	
	--	12/3/2018	--	NS-IW		NS-IW		NS-IW		NS-IW		NS-IW		NS-IW		NS-IW		NS-IW	
	MW-17-030519	3/5/2019	µg/L	**173**		**19.9**		**118**		**474**		1	U	**27.9**		5	U	--	
	MW-17-060519	6/5/2019	µg/L	**44.9**		5	U	**10.7**		**87.1**		5	U[b]	**16.1**		25	U[b]	--	
	--	9/16/2019	--	NS-IW		NS-IW		NS-IW		NS-IW		NS-IW		NS-IW		NS-IW		NS-IW	
	--	12/16/2019	--	NS-IW		NS-IW		NS-IW		NS-IW		NS-IW		NS-IW		NS-IW		NS-IW	
	MW-17-031320	3/13/2020	µg/L	**1.23**		1	U	1	U	3	U	1	U	1	U	5	U	--	
	MW-17-070720	7/7/2020	µg/L	**2.21**		1	U	**1.44**		**5.46**		1	U	1	U	5	U	--	
	--	11/10/2020	--	NS-IW		NS-IW		NS-IW		NS-IW		NS-IW		NS-IW		NS-IW		NS-IW	
	MW-17-032421	3/24/2021	µg/L	**56.9**		**2.97**		**6.15**		**22.4**		1	U	**1.48**		5	U	--	
	--	7/13/2021	--	NS-IW		NS-IW		NS-IW		NS-IW		NS-IW		NS-IW		NS-IW		NS-IW	
	--	11/18/2021	--	NS-IW		NS-IW		NS-IW		NS-IW		NS-IW		NS-IW		NS-IW		NS-IW	

Table 4B. Analytical Results for Groundwater, Historical

Products (SE) Pipe Line Corporation

Lewis Drive Remediation Site, Belton, South Carolina

Site ID #18693 "Kinder Morgan Belton Pipeline Release"

Location	Sample ID	Sample Date	Units	Analyte																	
				Benzene		Ethylbenzene		Toluene		Total Xylenes		1,2-DCA		MTBE		Naphthalene		EDB	
		RBSL[a]:		5.0		700		1,000		10,000		5.0		40		25		0.05	
	--	3/1/2022	--	NS-IW		NS-IW		NS-IW		NS-IW		NS-IW		NS-IW		NS-IW		NS-IW	
	--	9/19/2022	--	NS-IW		NS-IW		NS-IW		NS-IW		NS-IW		NS-IW		NS-IW		NS-IW	
	MW-17-031523	3/15/2023	µg/L	1	U	1	U	1	U	3	U	1	U	1	U	5	U	--	
	--	9/11/2023	--	NS-IW		NS-IW		NS-IW		NS-IW		NS-IW		NS-IW		NS-IW		NS-IW	
MW-17B	MW-17B-030116	3/1/2016	µg/L	**6480**		**488**		**11900**		**2870**		**4.6**		**742**		**104**		--	
	MW-17B-120116	12/1/2016	µg/L	**9370**		**761**		**16900**		**4500**		100	U[b]	**954**		**112**		--	
	MW-17B-031317	3/13/2017	µg/L	**7350**		**770**		**14100**		**4510**		200	U[b]	**944**		1000	U[b]	--	
	MW-17B-032017	3/20/2017	µg/L	**10700**		**1360**		**21400**		**7910**		**323**		**1210**		1000	U[b]	--	
	MW-17B-033117	3/31/2017	µg/L	**9190**		**900**		**17500**		**5910**		100	U[b]	**1200**		500	U[b]	--	
	MW-17B-040617	4/6/2017	µg/L	**7780**		**833**		**14900**		**5330**		200	U[b]	**991**		1000	U[b]	--	
	MW-17B-062817	6/28/2017	µg/L	**11200**		**704**		**21600**		**5650**		200	U[b]	**1150**		1000	U[b]	--	
	MW-17B-090817	9/8/2017	µg/L	**11400**		**1240**		**23900**		**8460**		20	U[b]	**1330**		**201**		--	
	MW-17B-120717	12/7/2017	µg/L	**10600**		**1060**		**14900**		**9210**		10	U[b]	**1140**		**178**		--	
	MW-17B-030718	3/7/2018	µg/L	**8830**		**1110**		**20200**		**8220**		50	U[b]	**960**		250	U[b]	--	
	MW-17B-060718	6/7/2018	µg/L	**8910**		**1250**		**20200**		**9130**		20	U[b]	**1230**		**206**		--	
	MW-17B-080218	8/2/2018	µg/L	**9470**		**1190**		**23200**		**8530**		200	U[b]	**863**		1000	U[b]	--	
	MW-17B-091118	9/11/2018	µg/L	**8180**		**1370**		**20200**		**9660**		50	U[b]	**832**		250	U[b]	--	
	MW-17B-110218	11/2/2018	µg/L	**7770**		**1080**		**12700**		**7380**		20	U[b]	**841**		**113**		--	
	MW-17B-120518	12/5/2018	µg/L	**6860**		**1010**		**24400**		**8550**		50	U[b]	**690**		250	U[b]	--	
	MW-17B-021919	2/19/2019	µg/L	**7810**		**1140**		**20200**		**8330**		1	U	**410**		**181**		--	
	MW-17B-030519	3/5/2019	µg/L	**8360**		**1370**		**22400**		**9180**		50	U[b]	**308**		**261**		--	
	MW-17B-051419	5/14/2019	µg/L	**7320**		**1040**		**18500**		**8370**		25	U[b]	**256**		**201**		--	
	MW-17B-060519	6/5/2019	µg/L	**7390**		**1220**		**16600**		**8370**		200	U[b]	**312**		1000	U[b]	--	
	MW-17B-082219	8/22/2019	µg/L	**7700**		**1570**		**17600**		**9110**		5	U[b]	**335**		**201**		--	
	MW-17B-091919	9/19/2019	µg/L	**7700**		**833**		**12000**		**8740**		10	U[b]	**665**		**195**		--	
	MW-17B-110719	11/7/2019	µg/L	**7080**		**1080**		**8130**		**6130**		500	U[b]	500	U[b]	2500	U[b]	--	
	MW-17B-121919	12/19/2019	µg/L	**6960**		**981**		**7590**		**5170**		5	U[b]	**582**		**184**		--	
	MW-17B-021220	2/12/2020	µg/L	**5800**		**1100**		**11400**		**7360**		100	U[b]	**372**		500	U[b]	--	
	MW-17B-031220	3/12/2020	µg/L	**6600**		**1230**		**12800**		**8550**		250	U[b]	**417**		1250	U[b]	--	
	MW-17B-072220	7/22/2020	µg/L	**8180**		**1750**		**22800**		**11200**		250	U[b]	250	U[b]	1250	U[b]	--	
	MW-17B-091620	9/16/2020	µg/L	**6130**		**1450**		**15300**		**9710**		250	U[b]	250	U[b]	1250	U[b]	--	
	MW-17B-111120	11/11/2020	µg/L	**4020**		**538**		**2590**		**3960**		100	U[b]	**326**		500	U[b]	--	
	MW-17B-012021	1/20/2021	µg/L	**5320**		**726**		**3790**		**5150**		100	U[b]	**341**		500	U[b]	--	
	MW-17B-032521	3/25/2021	µg/L	**4660**		**906**		**3590**		**5810**		100	UJ[b]	**263**		500	U[b]	--	
	--	5/4/2021	--	NS-FP		NS-FP		NS-FP		NS-FP		NS-FP		NS-FP		NS-FP		NS-FP	
	MW-17B-051921	5/19/2021	µg/L	**4340**		**644**		**2140**		**3780**		100	U[b]	**287**		500	UJ[b]	--	
	MW-17B-071421	7/14/2021	µg/L	**3990**		**523**		**1550**		**3210**		100	U[b]	**249**		500	U[b]	--	

Table 4B. Analytical Results for Groundwater, Historical

Products (SE) Pipe Line Corporation

Lewis Drive Remediation Site, Belton, South Carolina

Site ID #18693 "Kinder Morgan Belton Pipeline Release"

Location	Sample ID	Sample Date	Units	Analyte																	
				Benzene		Ethylbenzene		Toluene		Total Xylenes		1,2-DCA		MTBE		Naphthalene		EDB	
		RBSL[a]:		5.0		700		1,000		10,000		5.0		40		25		0.05	
	MW-17B-091721	9/17/2021	µg/L	5010		857		2250		4440		100	UJ[b]	215		500	U[b]	--	
	MW-17B-111821	11/18/2021	µg/L	3720		313		1540		3270		100	U[b]	254		500	U[b]	--	
	MW-17B-030222	3/2/2022	µg/L	4050		697		1480		3910		100	U[b]	169		500	U[b]	--	
	MW-17B-061422	6/14/2022	µg/L	3540		659		1620		3970		100	U[b]	119		500	U[b]	--	
	MW-17B-092022	9/20/2022	µg/L	4470		684		2060		3390		100	U[b]	134		500	U[b]	--	
	MW-17B-121322	12/13/2022	µg/L	3190		441		1300		2420		20	U[b]	80.6		116		--	
	MW-17B-031423	3/14/2023	µg/L	5010		717		3140		4350		100	U[b]	117		500	U[b]	--	
	MW-17B-061923	6/19/2023	µg/L	3220		726		1810		4230		1	U	88.4		163		--	
	MW-17B-091223	9/12/2023	µg/L	3460		702		2740		4330		100	U[b]	100	U[b]	500	UJ[b]	--	
	MW-17B-121923	12/19/2023	µg/L	3840		592		395		2600		100	U[b]	107	J	500	U[b]	--	
	MW-17B-030524	3/5/2024	µg/L	3070		321		1980		3140		100	U[b]	100	U[b]	500	U[b]	--	
	MW-17B-061024	6/10/2024	µg/L	4150	J	692	J	3060	J	5180	J	100	U[b]	100	U[b]	500	U[b]	--	
MW-18	--	7/27/2015	--	NS-FP		NS-FP		NS-FP		NS-FP		NS-FP		NS-FP		NS-FP		NS-FP	
	--	1/19/2016	--	NS-FP		NS-FP		NS-FP		NS-FP		NS-FP		NS-FP		NS-FP		NS-FP	
	--	11/28/2016	--	NS-FP		NS-FP		NS-FP		NS-FP		NS-FP		NS-FP		NS-FP		NS-FP	
	--	9/5/2017	--	NS-FP		NS-FP		NS-FP		NS-FP		NS-FP		NS-FP		NS-FP		NS-FP	
	--	9/11/2018	--	NS-FP		NS-FP		NS-FP		NS-FP		NS-FP		NS-FP		NS-FP		NS-FP	
	MW-18-030719	3/7/2019	µg/L	2.47		8.16		60.4		141		1	U	13.5		72.7		--	
	MW-18-060419	6/4/2019	µg/L	1.46		2.92		20.9		42		2.36		13.6		87.5		--	
	MW-18-091819	9/18/2019	µg/L	1	U	1.3		10.7		37.4		1	U	15.4		48.7		--	
	MW-18-121819	12/18/2019	µg/L	1	U	1.61		6.6		17.8		1.42		3.93		9.59		--	
	MW-18-031320	3/13/2020	µg/L	1	U	1	U	1.15		14.7		1	U	7.16		6.21	J	--	
	MW-18-070720	7/7/2020	µg/L	1	U	1	U	1.85		8.84		1	U	8.53		29.8		--	
	MW-18-111220	11/12/2020	µg/L	2.12		2.07		6.04		22.8		1	U	12.5		10.2		--	
	MW-18-032621	3/26/2021	µg/L	1.18		1	U	4.35		9.7		1	U	17.1		34.1		--	
	MW-18-071321	7/13/2021	µg/L	2.19		1.26		8.28		16.1		1	U	46.2		72.3		--	
	MW-18-111821	11/18/2021	µg/L	39.9		3.83		312		37.2		10	U[b]	80.2		64.4		--	
	MW-18-030122	3/1/2022	µg/L	49.7		8.34		687		66.6		1	U	39.4		300		--	
	MW-18-092122	9/21/2022	µg/L	44.7		25	U	700		75	U	25	U[b]	74.1		125	U[b]	--	
	MW-18-121322	12/13/2022	µg/L	160		127		4150		786		5	U[b]	50.9		99		--	
	MW-18-031523	3/15/2023	µg/L	25	U[b]	25	U	64.8		75	U	25	U[b]	25	U	290		--	
	MW-18-091223	9/12/2023	µg/L	9.31		9.79		186		68.2		1	U	45.7		257	J	--	
	MW-18-030624	3/6/2024	µg/L	8.09		111		652		753		1	U	4.56		281		--	
MW-19	--	7/27/2015	--	NS-FP		NS-FP		NS-FP		NS-FP		NS-FP		NS-FP		NS-FP		NS-FP	
	MW-19-012116	1/21/2016	µg/L	22.8		18.5		256		437		1	U	1	U	10.7		--	
	--	11/28/2016	--	NS-IW		NS-IW		NS-IW		NS-IW		NS-IW		NS-IW		NS-IW		NS-IW	
	--	3/13/2017	--	NS-IW		NS-IW		NS-IW		NS-IW		NS-IW		NS-IW		NS-IW		NS-IW	
	--	3/20/2017	--	NS-IW		NS-IW		NS-IW		NS-IW		NS-IW		NS-IW		NS-IW		NS-IW	

Table 4B. Analytical Results for Groundwater, Historical

Products (SE) Pipe Line Corporation

Lewis Drive Remediation Site, Belton, South Carolina

Site ID #18693 "Kinder Morgan Belton Pipeline Release"

				Analyte																	
Location	Sample ID	Sample Date	Units	Benzene		Ethylbenzene		Toluene		Total Xylenes		1,2-DCA		MTBE		Naphthalene		EDB	
		RBSL[a]:		**5.0**		**700**		**1,000**		**10,000**		**5.0**		**40**		**25**		**0.05**	
	--	3/31/2017	--	NS-IW		NS-IW		NS-IW		NS-IW		NS-IW		NS-IW		NS-IW		NS-IW	
	MW-19-040617	4/6/2017	µg/L	**9810**		**1030**		**25000**		**10300**		250	U[b]	250	U[b]	1250	U[b]	--	
	MW-19-062917	6/29/2017	µg/L	**9410**		**683**		**27200**		**9580**		200	U[b]	**320**		1000	U[b]	--	
	--	9/5/2017	--	NS-IW		NS-IW		NS-IW		NS-IW		NS-IW		NS-IW		NS-IW		NS-IW	
	MW-19-060618	6/6/2018	µg/L	**8.15**		**149**		**385**		**1260**		**1.53**		1	U	250	U[b]	--	
	MW-19-071318	7/13/2018	µg/L	1	U	1	U	1	U	3	U	1	U	1	U	5	U	--	
	MW-19-091318	9/13/2018	µg/L	**3.31**		**3.53**		**16**		**96.5**		1	U	1	U	**6.55**		--	
	MW-19-120518	12/5/2018	µg/L	5	U[b]	**8.23**		**13.7**		**217**		5	U[b]	5	U	25	U[b]	--	
	MW-19-030519	3/5/2019	µg/L	5	U[b]	**33.1**		**19.4**		**756**		5	U[b]	5	U	**294**		--	
	MW-19-060519	6/5/2019	µg/L	5	U[b]	5	U	5	U	**30.4**		5	U[b]	5	U	25	U[b]	--	
	--	9/16/2019	--	NS-IW		NS-IW		NS-IW		NS-IW		NS-IW		NS-IW		NS-IW		NS-IW	
	MW-19-121719	12/17/2019	µg/L	1	U	**1.23**		**6.08**		**56.1**		1	U	1	U	**13.1**		--	
	MW-19-031220	3/12/2020	µg/L	1	U	1	U	1	U	**35.1**		1	U	1	U	**68.4**		--	
	MW-19-070720	7/7/2020	µg/L	1	U	1	U	1	U	3	U	1	U	1	U	5	U	--	
	MW-19-111120	11/11/2020	µg/L	**3.98**		**7.87**		**74.4**		**252**		1	U	1	U	**32.2**		--	
	MW-19-032421	3/24/2021	µg/L	1	U	1	U	**2.56**		**22.7**		1	U	1	U	**14.1**		--	
	MW-19-071421	7/14/2021	µg/L	**2.03**		1	U	1	U	**6.66**		1	U	1	U	5	U	--	
	--	11/18/2021	--	NS-IW		NS-IW		NS-IW		NS-IW		NS-IW		NS-IW		NS-IW		NS-IW	
	MW-19-030122	3/1/2022	µg/L	1	U	1	U	1	U	3	U	1	U	1	U	5	U	--	
	--	9/19/2022	--	NS-IW		NS-IW		NS-IW		NS-IW		NS-IW		NS-IW		NS-IW		NS-IW	
	MW-19-031423	3/14/2023	µg/L	1	U	**1.43**		**2.53**		**38.2**		1	U	1	U	**9.53**		--	
	--	9/11/2023	--	NS-IW		NS-IW		NS-IW		NS-IW		NS-IW		NS-IW		NS-IW		NS-IW	
	MW-19-030524	3/5/2024	µg/L	1	U	1	U	1	U	3	U	1	U	1	U	5	U	--	
MW-20	--	7/27/2015	--	NS-FP		NS-FP		NS-FP		NS-FP		NS-FP		NS-FP		NS-FP		NS-FP	
	--	1/19/2016	--	NS-FP		NS-FP		NS-FP		NS-FP		NS-FP		NS-FP		NS-FP		NS-FP	
	--	11/28/2016	--	NS-FP		NS-FP		NS-FP		NS-FP		NS-FP		NS-FP		NS-FP		NS-FP	
	--	3/13/2017	--	NS-FP		NS-FP		NS-FP		NS-FP		NS-FP		NS-FP		NS-FP		NS-FP	
	--	3/20/2017	--	NS-FP		NS-FP		NS-FP		NS-FP		NS-FP		NS-FP		NS-FP		NS-FP	
	--	3/31/2017	--	NS-FP		NS-FP		NS-FP		NS-FP		NS-FP		NS-FP		NS-FP		NS-FP	
	--	4/6/2017	--	NS-FP		NS-FP		NS-FP		NS-FP		NS-FP		NS-FP		NS-FP		NS-FP	
	--	9/5/2017	--	NS-FP		NS-FP		NS-FP		NS-FP		NS-FP		NS-FP		NS-FP		NS-FP	
	--	10/4/2017	--	NS-FP		NS-FP		NS-FP		NS-FP		NS-FP		NS-FP		NS-FP		NS-FP	
	--	11/8/2017	--	NS-FP		NS-FP		NS-FP		NS-FP		NS-FP		NS-FP		NS-FP		NS-FP	
	--	2/6/2018	--	NS-OL		NS-OL		NS-OL		NS-OL		NS-OL		NS-OL		NS-OL		NS-OL	
	--	3/6/2018	--	NS-FP		NS-FP		NS-FP		NS-FP		NS-FP		NS-FP		NS-FP		NS-FP	
	--	4/6/2018	--	NS-FP		NS-FP		NS-FP		NS-FP		NS-FP		NS-FP		NS-FP		NS-FP	
	--	5/3/2018	--	NS-FP		NS-FP		NS-FP		NS-FP		NS-FP		NS-FP		NS-FP		NS-FP	
	MW-20-071218	7/12/2018	µg/L	**5740**		**1350**		**18100**		**14500**		100	U[b]	**351**		500	U[b]	--	

Table 4B. Analytical Results for Groundwater, Historical

Products (SE) Pipe Line Corporation

Lewis Drive Remediation Site, Belton, South Carolina

Site ID #18693 "Kinder Morgan Belton Pipeline Release"

Location	Sample ID	Sample Date	Units	Analyte																	
				Benzene		Ethylbenzene		Toluene		Total Xylenes		1,2-DCA		MTBE		Naphthalene		EDB	
		RBSL[a]:		5.0		700		1,000		10,000		5.0		40		25		0.05	
	MW-20-021919	2/19/2019	µg/L	6650		1080		13900		11700		5	U[b]	128		341		--	
	MW-20-030519	3/5/2019	µg/L	9480		1320		19200		10800		100	U[b]	187		500	U[b]	--	
	MW-20-051519	5/15/2019	µg/L	4180		758		8970		7620		100	U[b]	105		636		--	
	MW-20-060519	6/5/2019	µg/L	11200		1460		22800		10200		50	U[b]	174		437		--	
	MW-20-082019	8/20/2019	µg/L	7920		1160		15900		10300		100	U[b]	238		500	U[b]	--	
	--	9/16/2019	--	NS-FP		NS-FP		NS-FP		NS-FP		NS-FP		NS-FP		NS-FP		NS-FP	
	--	11/4/2019	--	NS-FP		NS-FP		NS-FP		NS-FP		NS-FP		NS-FP		NS-FP		NS-FP	
	MW-20-121719	12/17/2019	µg/L	9710		1600		28500		10000		100	U[b]	100	U[b]	500	U[b]	--	
	MW-20-021220	2/12/2020	µg/L	7420		1410		24200		8710		200	U[b]	200	U[b]	1000	U[b]	--	
	MW-20-031220	3/12/2020	µg/L	6790		1360		20100		9680		250	U[b]	250	U[b]	1250	U[b]	--	
	--	5/4/2020	--	NS		NS		NS		NS		NS		NS		NS		NS	
	MW-20-070920	7/9/2020	µg/L	8310		1770		25900		10700		250	U[b]	250	U[b]	1250	U[b]	--	
	MW-20-091620	9/16/2020	µg/L	8370		1530		23900		9940		250	U[b]	250	U[b]	1250	U[b]	--	
	MW-20-111120	11/11/2020	µg/L	4610		1230		12900		9030		250	U[b]	250	U[b]	1250	U[b]	--	
	MW-20-012021	1/20/2021	µg/L	3070		897		10900		8620		250	U[b]	250	U[b]	1250	U[b]	--	
	MW-20-032421	3/24/2021	µg/L	4730		1270		13100		11200		250	U[b]	250	U[b]	1250	U[b]	--	
	MW-20-051921	5/19/2021	µg/L	4480		867		10900		7890		250	U[b]	250	U[b]	1250	UJ[b]	--	
	MW-20-071421	7/14/2021	µg/L	4400		745		9330		7030		250	U[b]	250	U[b]	1250	U[b]	--	
	MW-20-091721	9/17/2021	µg/L	4890		738		8850		7990		250	UJ[b]	250	U[b]	1250	U[b]	--	
	MW-20-111821	11/18/2021	µg/L	6340		1010		10000		11100		250	U[b]	250	U[b]	1250	U[b]	--	
	MW-20-030122	3/1/2022	µg/L	4610		497		7920		6450		250	U[b]	250	U[b]	1250	U[b]	--	
	MW-20-061422	6/14/2022	µg/L	7220		988		16900		7310		250	U[b]	250	U[b]	1250	U[b]	--	
	MW-20-092022	9/20/2022	µg/L	5220		1000		11600		9420		100	U[b]	100	U[b]	500	U[b]	--	
	MW-20-121322	12/13/2022	µg/L	7580		1060		16300		8520		100	U[b]	100	U[b]	500	U[b]	--	
	MW-20-031423	3/14/2023	µg/L	3380		795		11800		5730		100	U[b]	100	U[b]	500	U[b]	--	
	MW-20-061923	6/19/2023	µg/L	3540		958		16200		7430		200	U[b]	200	U[b]	1000	U[b]	--	
	MW-20-091223	9/12/2023	µg/L	1760		869		8980		6010		100	U[b]	100	U[b]	500	UJ[b]	--	
	--	12/18/2023	--	NS-FP		NS-FP		NS-FP		NS-FP		NS-FP		NS-FP		NS-FP		NS-FP	
	MW-20-030524	3/5/2024	µg/L	4430		1110		13200		6850		100	U[b]	100	U[b]	500	U[b]	--	
	MW-20-061024	6/10/2024	µg/L	1640		1540		14600		15100		100	U[b]	100	U[b]	500	U[b]	--	
MW-21	MW-21-072715	7/27/2015	µg/L	5	U[b]	5	U	5	U	10	U	5	U[b]	5	U	5	U	--	
	MW-21-012116	1/21/2016	µg/L	1	U	1	U	1	U	2	U	1	U	1	U	1	U	--	
	MW-21-112916	11/29/2016	µg/L	1	U	1	U	1	U	1	U	1	U	1	U	1	U	--	
	MW-21-031417	3/14/2017	µg/L	1	U	1	U	1	U	3	U	1	U	1	U	5	U	--	
	MW-21-032117	3/21/2017	µg/L	1	U	1	U	1	U	3	U	1	U	1	U	5	U	--	
	MW-21-033117	3/31/2017	µg/L	1	U	1	U	1	U	3	U	1	U	1	U	5	U	--	
	MW-21-040617	4/6/2017	µg/L	1	U	1	U	1	U	3	U	1	U	1	U	5	U	--	
	MW-21-062817	6/28/2017	µg/L	1	U	1	U	1	U	3	U	1	U	1	U	5	U	--	

Table 4B. Analytical Results for Groundwater, Historical

Products (SE) Pipe Line Corporation

Lewis Drive Remediation Site, Belton, South Carolina

Site ID #18693 "Kinder Morgan Belton Pipeline Release"

Location	Sample ID	Sample Date	Units	Analyte																	
				Benzene		Ethylbenzene		Toluene		Total Xylenes		1,2-DCA		MTBE		Naphthalene		EDB	
		RBSL[a]:		**5.0**		**700**		**1,000**		**10,000**		**5.0**		**40**		**25**		**0.05**	
	MW-21-090817	9/8/2017	µg/L	1	U	1	U	1	U	3	U	1	U	1	U	5	U	--	
	MW-21-120717	12/7/2017	µg/L	1	U	1	U	1	U	3	U	1	U	1	U	5	U	--	
	MW-21-030718	3/7/2018	µg/L	1	U	1	U	1	U	3	U	1	U	1	U	5	U	--	
	MW-21-060718	6/7/2018	µg/L	1	U	1	U	1	U	3	U	1	U	1	U	5	U	--	
	MW-21-091118	9/11/2018	µg/L	1	U	1	U	1	U	3	U	1	U	1	U	5	U	--	
	MW-21-120518	12/5/2018	µg/L	1	U	1	U	1	U	3	U	1	U	1	U	5	U	--	
	MW-21-030519	3/5/2019	µg/L	1	U	1	U	1	U	3	U	1	U	1	U	5	U	--	
	MW-21-060519	6/5/2019	µg/L	1	U	1	U	1	U	3	U	1	U	1	U	5	U	--	
	MW-21-091919	9/19/2019	µg/L	1	U	1	U	1	U	3	U	1	U	1	U	5	U	--	
	MW-21-121719	12/17/2019	µg/L	1	U	1	U	1	U	3	U	1	U	1	U	5	U	--	
	MW-21-031220	3/12/2020	µg/L	1	U	1	U	1	U	3	U	1	U	**2.77**		5	U	--	
	MW-21-070720	7/7/2020	µg/L	1	U	1	U	1	U	3	U	1	U	**1.2**		5	U	--	
	MW-21-111120	11/11/2020	µg/L	1	U	1	U	1	U	3	U	1	U	1	U	5	U	--	
	MW-21-032421	3/24/2021	µg/L	1	U	1	U	1	U	3	U	1	UJ	**2.15**		5	U	--	
	MW-21-071521	7/15/2021	µg/L	1	U	1	U	1	U	3	U	1	UJ	**2.23**		5	U	--	
	MW-21-111821	11/18/2021	µg/L	1	U	1	U	1	U	3	U	1	U	**1.71**		5	U	--	
	MW-21-030222	3/2/2022	µg/L	1	U	1	U	1	U	3	U	1	U	**1.35**		5	U	--	
	MW-21-092022	9/20/2022	µg/L	1	U	1	U	1	U	3	U	1	U	**1.14**		5	U	--	
	MW-21-031423	3/14/2023	µg/L	1	U	1	U	1	U	3	U	1	U	1	U	5	U	--	
	MW-21-091323	9/13/2023	µg/L	1	U	1	U	1	U	3	U	1	U	1	U	5	UJ	--	
	MW-21-030624	3/6/2024	µg/L	1	U	1	U	1	U	3	U	1	U	1	U	5	U	--	
MW-22	--	7/27/2015	--	NS-IW		NS-IW		NS-IW		NS-IW		NS-IW		NS-IW		NS-IW		NS-IW	
	MW-22-012116	1/21/2016	µg/L	**19.8**		**3.4**		**47.2**		**37.4**		1	U	1	U	1	U	--	
	--	11/28/2016	--	NS-IW		NS-IW		NS-IW		NS-IW		NS-IW		NS-IW		NS-IW		NS-IW	
	--	5/3/2017	--	NS-IW		NS-IW		NS-IW		NS-IW		NS-IW		NS-IW		NS-IW		NS-IW	
	MW-22-062917	6/29/2017	µg/L	**234**		10	U	**125**		30	U	10	U[b]	10	U	50	U[b]	--	
	--	9/5/2017	--	NS-IW		NS-IW		NS-IW		NS-IW		NS-IW		NS-IW		NS-IW		NS-IW	
	--	10/4/2017	--	NS-IW		NS-IW		NS-IW		NS-IW		NS-IW		NS-IW		NS-IW		NS-IW	
	--	11/8/2017	--	NS-IW		NS-IW		NS-IW		NS-IW		NS-IW		NS-IW		NS-IW		NS-IW	
	--	2/6/2018	--	NS-IW		NS-IW		NS-IW		NS-IW		NS-IW		NS-IW		NS-IW		NS-IW	
	MW-22-030618	3/6/2018	µg/L	1	U	1	U	**1.03**		3	U	1	U	1	U	5	U	--	
	MW-22-040618	4/6/2018	µg/L	1	U	1	U	**1.76**		**46.6**		1	U	1	U	5	U	--	
	MW-22-050318	5/3/2018	µg/L	**1.43**		**1.79**		**33.1**		**426**		1	U	1	U	1	U	--	
	MW-22-060518	6/5/2018	µg/L	1	U	1	U	**4.27**		**41.6**		1	U	1	U	5	U	--	
	MW-22-071218	7/12/2018	µg/L	1	U	1	U	1	U	3	U	1	U	1	U	5	U	--	
	MW-22-091318	9/13/2018	µg/L	1	U	1	U	1	U	3	U	1	U	1	U	5	U	--	
	MW-22-120518	12/5/2018	µg/L	1	U	1	U	1	U	3	U	1	U	1	U	5	U	--	
	MW-22-030519	3/5/2019	µg/L	1	U	1	U	1	U	3	U	1	U	1	U	5	U	--	

Table 4B. Analytical Results for Groundwater, Historical

Products (SE) Pipe Line Corporation

Lewis Drive Remediation Site, Belton, South Carolina

Site ID #18693 "Kinder Morgan Belton Pipeline Release"

Location	Sample ID	Sample Date	Units	Analyte																	
				Benzene		Ethylbenzene		Toluene		Total Xylenes		1,2-DCA		MTBE		Naphthalene		EDB	
		RBSL[a]:		**5.0**		**700**		**1,000**		**10,000**		**5.0**		**40**		**25**		**0.05**	
	MW-22-060519	6/5/2019	µg/L	1	U	1	U	1	U	3	U	1	U	1	U	5	U	--	
	--	9/16/2019	--	NS-IW		NS-IW		NS-IW		NS-IW		NS-IW		NS-IW		NS-IW		NS-IW	
	MW-22-121819	12/18/2019	µg/L	1	U	1	U	1	U	3	U	1	U	1	U	5	U	--	
	MW-22-031220	3/12/2020	µg/L	1	U	1	U	1	U	3	U	1	U	1	U	5	U	--	
	MW-22-070820	7/8/2020	µg/L	1	U	1	U	1	U	3	U	1	U	1	U	5	U	--	
	--	11/10/2020	--	NS-IW		NS-IW		NS-IW		NS-IW		NS-IW		NS-IW		NS-IW		NS-IW	
	MW-22-032421	3/24/2021	µg/L	1	U	1	U	1	U	3	U	1	U	1	U	5	U	--	
	MW-22-071421	7/14/2021	µg/L	1	U	1	U	1	U	3	U	1	U	1	U	5	U	--	
	--	11/18/2021	--	NS-IW		NS-IW		NS-IW		NS-IW		NS-IW		NS-IW		NS-IW		NS-IW	
	MW-22-030122	3/1/2022	µg/L	1	U	1	U	1	U	3	U	1	U	1	U	5	U	--	
	--	9/19/2022	--	NS-IW		NS-IW		NS-IW		NS-IW		NS-IW		NS-IW		NS-IW		NS-IW	
	MW-22-031523	3/15/2023	µg/L	1	U	1	U	1	U	3	U	1	U	1	U	5	U	--	
	--	9/11/2023	--	NS-IW		NS-IW		NS-IW		NS-IW		NS-IW		NS-IW		NS-IW		NS-IW	
	MW-22-030624	3/6/2024	µg/L	1	U	1	U	1	U	3	U	1	U	1	U	5	U	--	
MW-23	MW-23-072715	7/27/2015	µg/L	5	U[b]	5	U	**7.5**		10	U	5	U[b]	5	U	5	U	--	
	MW-23-012016	1/20/2016	µg/L	1	U	1	U	1	U	2	U	1	U	1	U	1	U	--	
	MW-23-120216	12/2/2016	µg/L	**450**		5	U	**14.6**		**336**		5	U[b]	**46.4**		**5.9**		--	
	MW-23-031317	3/13/2017	µg/L	**709**		5	U	**23.1**		**548**		5	U[b]	**127**		25	U[b]	--	
	MW-23-032017	3/20/2017	µg/L	**642**		10	U	**12.7**		**579**		10	U[b]	**108**		50	U[b]	--	
	MW-23-033117	3/31/2017	µg/L	**685**		10	U	**16.5**		**624**		10	U[b]	**130**		50	U[b]	--	
	MW-23-040617	4/6/2017	µg/L	**432**		1	U	**6.61**		**254**		1	U	**76.5**		5	U	--	
	MW-23-062817	6/28/2017	µg/L	**131**		10	U	10	U	**117**		10	U[b]	**19.1**		5	U	--	
	MW-23-071717	7/17/2017	µg/L	**1.2**		1	U	1	U	3	U	1	U	1	U	5	U	--	
	MW-23-080117	8/1/2017	µg/L	**132**		1	U	**6.18**		**252**		1	U	**48.1**		5	U	--	
	MW-23-090717	9/7/2017	µg/L	**1110**		**9.25**		**43.1**		**999**		5	U[b]	**141**		25	U[b]	--	
	MW-23-100417	10/4/2017	µg/L	**703**		10	U	**17.5**		**515**		10	U[b]	**90.1**		50	U[b]	--	
	MW-23-110817	11/8/2017	µg/L	**788**		10	U	**21.5**		**580**		10	U[b]	**118**		50	U[b]	--	
	MW-23-120617	12/6/2017	µg/L	**693**		10	U	**17**		**408**		10	U[b]	**99.5**		50	U[b]	--	
	MW-23-010918	1/9/2018	µg/L	**127**		10	U	10	U	**137**		10	U[b]	**69.6**		50	U[b]	--	
	MW-23-020618	2/6/2018	µg/L	**1.1**		1	U	1	U	3	U	1	U	**33.8**		5	U	--	
	MW-23-030618	3/6/2018	µg/L	1	U	1	U	1	U	3	U	1	U	**17.5**		5	U	--	
	MW-23-040618	4/6/2018	µg/L	1	U	1	U	1	U	3	U	1	U	**32**		5	U	--	
	MW-23-050318	5/3/2018	µg/L	1	U	1	U	1	U	3	U	1	U	**19.1**		5	U	--	
	MW-23-060518	6/5/2018	µg/L	1	U	1	U	1	U	3	U	1	U	**5.28**		5	U	--	
	MW-23-071218	7/12/2018	µg/L	1	U	1	U	1	U	3	U	1	U	**7.05**		5	U	--	
	MW-23-080218	8/2/2018	µg/L	**17.9**		1	U	1	U	**10.4**		1	U	**5.01**		5	U	--	
	MW-23-091118	9/11/2018	µg/L	**2.3**		1	U	1	U	3	U	1	U	**11**		5	U	--	
	MW-23-110218	11/2/2018	µg/L	**11.1**		1	U	**2.48**		**4.85**		1	U	**8.35**		5	U	--	

Table 4B. Analytical Results for Groundwater, Historical

Products (SE) Pipe Line Corporation

Lewis Drive Remediation Site, Belton, South Carolina

Site ID #18693 "Kinder Morgan Belton Pipeline Release"

Location	Sample ID	Sample Date	Units	Analyte																	
				Benzene		Ethylbenzene		Toluene		Total Xylenes		1,2-DCA		MTBE		Naphthalene		EDB	
		RBSL[a]:		5.0		700		1,000		10,000		5.0		40		25		0.05	
	MW-23-120518	12/5/2018	µg/L	1	U	1	U	1	U	3	U	1	U	**2.08**		5	U	--	
	MW-23-022019	2/20/2019	µg/L	**5.34**		1	U	**2.16**		3	U	1	U	**7.24**		5	U	--	
	MW-23-030519	3/5/2019	µg/L	**87.7**		**1.16**		**1.35**		**46.2**		1	U	**16.5**		5	U	--	
	MW-23-051419	5/14/2019	µg/L	**412**		**5.37**		**20.7**		**190**		1	U	**28**		**10.9**		--	
	MW-23-060519	6/5/2019	µg/L	**520**		5	U	**5.77**		**211**		5	U[b]	**27.7**		25	U[b]	--	
	MW-23-082119	8/21/2019	µg/L	**1860**		**82.8**		**507**		**1190**		10	U[b]	**88.7**		50	U[b]	--	
	MW-23-091919	9/19/2019	µg/L	**2950**		**192**		**1060**		**2210**		5	U[b]	**99.9**		**38.4**		--	
	MW-23-110719	11/7/2019	µg/L	**1200**		20	U	**94.1**		**481**		20	U[b]	**41.7**		100	U[b]	--	
	MW-23-122019	12/20/2019	µg/L	**575**		**10.1**		**12**		**279**		1	U	**41.8**		**11**		--	
	MW-23-021220	2/12/2020	µg/L	**408**		20	U	20	U	**150**		20	U[b]	**36.3**		100	U[b]	--	
	MW-23-031120	3/11/2020	µg/L	**349**		20	U	20	U	**153**		20	U[b]	**41**		100	U[b]	--	
	MW-23-050620	5/6/2020	µg/L	**1660**		**119**		**1220**		**1430**		20	U[b]	**25**		100	U[b]	--	
	MW-23-070920	7/9/2020	µg/L	**3490**		**239**		**3780**		**2240**		20	U[b]	**56.9**		100	U[b]	--	
	MW-23-091520	9/15/2020	µg/L	**6380**		**637**		**10100**		**4120**		20	U[b]	**186**		100	U[b]	--	
	MW-23-111120	11/11/2020	µg/L	**3290**		**353**		**3430**		**2470**		20	U[b]	**85.1**		100	U[b]	--	
	MW-23-012021	1/20/2021	µg/L	**1270**		100	U	100	U	**359**		100	U[b]	100	U[b]	500	U[b]	--	
	MW-23-032421	3/24/2021	µg/L	**2140**		**153**		**945**		**1380**		25	U[b]	**43**		125	U[b]	--	
	MW-23-051921	5/19/2021	µg/L	**3320**		**367**		**2410**		**2130**		25	U[b]	**55.7**		125	UJ[b]	--	
	MW-23-071321	7/13/2021	µg/L	**3020**		**295**		**2100**		**1700**		25	U[b]	**41.2**		125	U[b]	--	
	MW-23-091721	9/17/2021	µg/L	**4730**		**779**		**4550**		**4530**		25	U[b]	**55.4**		125	U[b]	--	
	MW-23-111821	11/18/2021	µg/L	**1160**		25	U	**250**		**450**		25	U[b]	**26.1**		125	U[b]	--	
	MW-23-030222	3/2/2022	µg/L	**513**		**5.18**		**15**		**98.8**		5	U[b]	**19.5**	**J**	25	UJ[b]	--	
	MW-23-061422	6/14/2022	µg/L	**3180**		**368**		**1100**		**2110**		5	U[b]	**20.4**		**64.7**		--	
	MW-23-092022	9/20/2022	µg/L	**619**		50	U	50	U	150	U	50	U[b]	50	U[b]	250	U[b]	--	
	MW-23-121322	12/13/2022	µg/L	10	U[b]	10	U	10	U	30	U	10	U[b]	10	U	50	U[b]	--	
	MW-23-031423	3/14/2023	µg/L	1	U	1	U	1	U	3	U	1	U	1	U	5	U	--	
	MW-23-061923	6/19/2023	µg/L	**242**		**7.25**		**5.70**		**80.2**		1	U	**1.86**		**5.51**		--	
	MW-23-091223	9/12/2023	µg/L	**58.1**		**1.42**		**1.02**		**11.1**		1	U	**1.05**		5	UJ	--	
	MW-23-121923	12/19/2023	µg/L	**1220**		**4.80**		**13.0**		**48.8**		1	U	**8.12**	**J**	**41.4**		--	
	MW-23-030524	3/5/2024	µg/L	1	U	1	U	1	U	3	U	1	U	1	U	5	U	--	
	MW-23-061024	6/10/2024	µg/L	**910**		**46.3**		**37.5**		**430**		1	U	**4.54**		125	U[b]	--	
MW-23B	MW-23B-080515	8/5/2015	µg/L	5	U[b]	5	U	**7**		10	U	5	U[b]	5	U	5	U	--	
	MW-23B-012016	1/20/2016	µg/L	1	U	1	U	**3.9**		**7.1**		1	U	1	U	1	U	--	
	MW-23B-120216	12/2/2016	µg/L	1	U	**1.4**		**3.5**		**11**		1	U	1	U	**1.3**		--	
	MW-23B-031317	3/13/2017	µg/L	1	U	**1.11**		**2.63**		**8.86**		1	U	1	U	5	U	--	
	MW-23B-032017	3/20/2017	µg/L	1	U	**1.55**		**2.98**		**11.7**		1	U	1	U	5	U	--	
	MW-23B-033117	3/31/2017	µg/L	1	U	**1.24**		**2.41**		**8.86**		1	U	1	U	5	U	--	
	MW-23B-040617	4/6/2017	µg/L	1	U	**1.21**		**2.41**		**9.23**		1	U	1	U	5	U	--	

Table 4B. Analytical Results for Groundwater, Historical

Products (SE) Pipe Line Corporation

Lewis Drive Remediation Site, Belton, South Carolina

Site ID #18693 "Kinder Morgan Belton Pipeline Release"

Location	Sample ID	Sample Date	Units	Analyte																	
				Benzene		Ethylbenzene		Toluene		Total Xylenes		1,2-DCA		MTBE		Naphthalene		EDB	
		RBSL[a]:		5.0		700		1,000		10,000		5.0		40		25		0.05	
	MW-23B-062817	6/28/2017	µg/L	1	U	1	U	**1.73**		**6.2**		1	U	1	U	5	U	--	
	MW-23B-090717	9/7/2017	µg/L	1	U	1	U	**1.65**		**5.4**		1	U	1	U	5	U	--	
	MW-23B-120617	12/6/2017	µg/L	1	U	**1.2**		**2.48**		**7.93**		1	U	1	U	5	U	--	
	MW-23B-030618	3/6/2018	µg/L	1	U	**1.2**		**4.57**		**9.14**		1	U	1	U	5	U	--	
	MW-23B-060518	6/5/2018	µg/L	1	U	1	U	**1.08**		**4.21**		1	U	1	U	5	U	--	
	MW-23B-091118	9/11/2018	µg/L	1	U	1	U	**1.24**		3	U	1	U	1	U	5	U	--	
	MW-23B-120518	12/5/2018	µg/L	1	U	1	U	1	U	3	U	1	U	1	U	5	U	--	
	MW-23B-030519	3/5/2019	µg/L	1	U	1	U	1	U	3	U	1	U	1	U	5	U	--	
	MW-23B-060519	6/5/2019	µg/L	1	U	1	U	1	U	3	U	1	U	1	U	5	U	--	
	MW-23B-091919	9/19/2019	µg/L	1	U	1	U	1	U	3	U	1	U	1	U	5	U	--	
	MW-23B-121719	12/17/2019	µg/L	1	U	1	U	1	U	3	U	1	U	1	U	5	U	--	
	MW-23B-031220	3/12/2020	µg/L	1	U	1	U	1	U	3	U	1	U	1	U	5	U	--	
	MW-23B-070720	7/7/2020	µg/L	1	U	1	U	1	U	3	U	1	U	1	U	5	U	--	
	MW-23B-111120	11/11/2020	µg/L	1	U	1	U	1	U	3	U	1	U	1	U	5	U	--	
	MW-23B-032421	3/24/2021	µg/L	1	U	1	U	1	U	3	U	1	U	1	U	5	U	--	
	MW-23B-071321	7/13/2021	µg/L	1	U	1	U	1	U	3	U	1	U	1	U	5	U	--	
	MW-23B-111821	11/18/2021	µg/L	1	U	1	U	1	U	3	U	1	U	1	U	5	U	--	
	MW-23B-030222	3/2/2022	µg/L	1	U	1	U	1	U	3	U	1	U	1	U	5	U	--	
	MW-23B-092022	9/20/2022	µg/L	1	U	1	U	1	U	3	U	1	U	1	U	5	U	--	
	MW-23B-031423	3/14/2023	µg/L	1	U	1	U	1	U	3	U	1	U	1	U	5	U	--	
	MW-23B-091223	9/12/2023	µg/L	1	U	1	U	1	U	3	U	1	U	1	U	5	UJ	--	
	MW-23B-030524	3/5/2024	µg/L	1	U	1	U	1	U	3	U	1	U	1	U	5	U	--	
MW-24	MW-24-080515	8/5/2015	µg/L	5	U[b]	5	U	5	U	10	U	5	U[b]	5	U	5	U	--	
	MW-24-012616	1/26/2016	µg/L	1	U	1	U	1	U	2	U	1	U	1	U	1	U	--	
	MW-24-120716	12/7/2016	µg/L	1	U	1	U	1	U	1	U	1	U	1	U	1	U	--	
	MW-24-062817	6/28/2017	µg/L	**28.8**		**3.96**		**1.7**		**22.2**		1	U	1	U	5	U	--	
	MW-24-090817	9/8/2017	µg/L	1	U	1	U	1	U	3	U	1	U	1	U	5	U	--	
	MW-24-120617	12/6/2017	µg/L	1	U	1	U	1	U	3	U	1	U	1	U	5	U	--	
	MW-24-030818	3/8/2018	µg/L	1	U	1	U	1	U	3	U	1	U	1	U	5	U	--	
	MW-24-060618	6/6/2018	µg/L	1	U	1	U	1	U	3	U	1	U	1	U	5	U	--	
	MW-24-091218	9/12/2018	µg/L	1	U	1	U	1	U	3	U	1	U	1	U	5	U	--	
	MW-24-120618	12/6/2018	µg/L	1	U	1	U	1	U	3	U	1	U	1	U	5	U	--	
	MW-24-030619	3/6/2019	µg/L	1	U	1	U	1	U	3	U	1	U	1	U	5	U	--	
	MW-24-060519	6/5/2019	µg/L	1	U	1	U	1	U	3	U	1	U	1	U	5	U	--	
	MW-24-091719	9/17/2019	µg/L	1	U	1	U	1	U	3	U	1	U	1	U	5	U	--	
	MW-24-121819	12/18/2019	µg/L	1	U	1	U	1	U	3	U	1	U	1	U	5	U	--	
	MW-24-031020	3/10/2020	µg/L	1	U	1	U	1	U	3	U	1	U	1	U	5	U	--	
	MW-24-070820	7/8/2020	µg/L	1	U	1	U	1	U	3	U	1	U	1	U	5	U	--	

Table 4B. Analytical Results for Groundwater, Historical

Products (SE) Pipe Line Corporation

Lewis Drive Remediation Site, Belton, South Carolina

Site ID #18693 "Kinder Morgan Belton Pipeline Release"

Location	Sample ID	Sample Date	Units	Analyte																	
				Benzene		Ethylbenzene		Toluene		Total Xylenes		1,2-DCA		MTBE		Naphthalene		EDB	
		RBSL[a]:		5.0		700		1,000		10,000		5.0		40		25		0.05	
	MW-24-111220	11/12/2020	µg/L	1	U	1	U	1	U	3	U	1	U	1	U	5	U	--	
	MW-24-032421	3/24/2021	µg/L	1	U	1	U	1	U	3	U	1	U	1	U	5	U	--	
	MW-24-071421	7/14/2021	µg/L	1	U	1	U	1	U	3	U	1	U	1	U	5	U	--	
	MW-24-111821	11/18/2021	µg/L	1	U	1	U	1	U	3	U	1	U	1	U	5	U	--	
	MW-24-030222	3/2/2022	µg/L	1	U	1	U	1	U	3	U	1	U	1	U	5	U	--	
	MW-24-092122	9/21/2022	µg/L	1	U	1	U	1	U	3	U	1	U	1	U	5	U	--	
	MW-24-031523	3/15/2023	µg/L	1	U	1	U	1	U	3	U	1	U	1	U	5	U	--	
	MW-24-091323	9/13/2023	µg/L	1	U	1	U	1	U	3	U	1	U	1	U	5	U	--	
	MW-24-030624	3/6/2024	µg/L	1	U	1	U	1	U	3	U	1	U	1	U	5	U	--	
MW-24B	MW-24B-080515	8/5/2015	µg/L	5	U[b]	5	U	5	U	10	U	5	U[b]	5	U	5	U	--	
	MW-24B-012616	1/26/2016	µg/L	1	U	1	U	**3.3**		**6.8**		1	U	1	U	1	U	--	
	MW-24B-120716	12/7/2016	µg/L	1	U	1	U	**2.9**		**1.6**		1	U	1	U	1	U	--	
	MW-24B-062817	6/28/2017	µg/L	**28.9**		**3.89**		**1.77**		**20.7**		1	U	1	U	5	U	--	
	MW-24B-090817	9/8/2017	µg/L	1	U	1	U	1	U	3	U	1	U	1	U	5	U	--	
	MW-24B-120617	12/6/2017	µg/L	1	U	1	U	1	U	3	U	1	U	1	U	5	U	--	
	MW-24B-030818	3/8/2018	µg/L	1	U	1	U	1	U	3	U	1	U	1	U	5	U	--	
	MW-24B-060618	6/6/2018	µg/L	1	U	1	U	1	U	3	U	1	U	1	U	5	U	--	
	MW-24B-091218	9/12/2018	µg/L	1	U	1	U	1	U	3	U	1	U	1	U	5	U	--	
	MW-24B-120618	12/6/2018	µg/L	1	U	1	U	1	U	3	U	1	U	1	U	5	U	--	
	MW-24B-030619	3/6/2019	µg/L	1	U	1	U	1	U	3	U	1	U	1	U	5	U	--	
	MW-24B-060519	6/5/2019	µg/L	1	U	1	U	1	U	3	U	1	U	1	U	5	U	--	
	MW-24B-091719	9/17/2019	µg/L	1	U	1	U	1	U	3	U	1	U	1	U	5	U	--	
	MW-24B-121819	12/18/2019	µg/L	1	U	1	U	1	U	3	U	1	U	1	U	5	U	--	
	MW-24B-031020	3/10/2020	µg/L	1	U	1	U	1	U	3	U	1	U	1	U	5	U	--	
	MW-24B-070820	7/8/2020	µg/L	1	U	1	U	1	U	3	U	1	U	1	U	5	U	--	
	MW-24B-111220	11/12/2020	µg/L	1	U	1	U	1	U	3	U	1	U	1	U	5	U	--	
	MW-24B-032421	3/24/2021	µg/L	1	U	1	U	1	U	3	U	1	U	1	U	5	U	--	
	MW-24B-071421	7/14/2021	µg/L	1	U	1	U	1	U	3	U	1	U	1	U	5	U	--	
	MW-24B-111821	11/18/2021	µg/L	**1.79**		1	U	1	U	3	U	1	U	1	U	5	U	--	
	MW-24B-030222	3/2/2022	µg/L	**1.27**		1	U	1	U	3	U	1	U	1	U	5	U	--	
	MW-24B-092122	9/21/2022	µg/L	1	U	1	U	1	U	3	U	1	U	1	U	5	U	--	
	MW-24B-031523	3/15/2023	µg/L	1	U	1	U	1	U	3	U	1	U	1	U	5	U	--	
	MW-24B-091323	9/13/2023	µg/L	1	U	1	U	1	U	3	U	1	U	1	U	5	U	--	
	MW-24B-030624	3/6/2024	µg/L	1	U	1	U	1	U	3	U	1	U	1	U	5	U	--	
MW-25	MW-25-012716	1/27/2016	µg/L	**101**		1	U	1	U	**115**		1	U	1	U	**1.8**		--	
	MW-25-120116	12/1/2016	µg/L	**675**		**30.2**		**15.3**		**619**		5	U[b]	**5.9**		**29.7**		--	
	MW-25-031417	3/14/2017	µg/L	**627**		**28.6**		**10.1**		**668**		10	U[b]	10	U	50	U[b]	--	
	MW-25-032017	3/20/2017	µg/L	**604**		**20.4**		20	U	**680**		20	U[b]	20	U	100	U[b]	--	

Table 4B. Analytical Results for Groundwater, Historical

Products (SE) Pipe Line Corporation

Lewis Drive Remediation Site, Belton, South Carolina

Site ID #18693 "Kinder Morgan Belton Pipeline Release"

Location	Sample ID	Sample Date	Units	Analyte																	
				Benzene		Ethylbenzene		Toluene		Total Xylenes		1,2-DCA		MTBE		Naphthalene		EDB	
		RBSL[a]:		5.0		700		1,000		10,000		5.0		40		25		0.05	
	MW-25-033117	3/31/2017	µg/L	**673**		**30.1**		**12**		**736**		10	U[b]	10	U	50	U[b]	--	
	MW-25-040617	4/6/2017	µg/L	**558**		**24.3**		10	U	**682**		10	U[b]	10	U	50	U[b]	--	
	MW-25-050317	5/3/2017	µg/L	**519**		**49.3**		**10.1**		**614**		1	U	1	U	**43.2**		--	
	MW-25-062817	6/28/2017	µg/L	**431**		**34.8**		10	U	**520**		10	U[b]	10	U	50	U[b]	--	
	MW-25-071717	7/17/2017	µg/L	**230**		**13.4**		10	U	**264**		10	U[b]	10	U	50	U[b]	--	
	MW-25-080117	8/1/2017	µg/L	**234**		**14.4**		10	U	**277**		10	U[b]	10	U	50	U[b]	--	
	MW-25-090817	9/8/2017	µg/L	**200**		**12.2**		**1.27**		**214**		1	U	1	U	**10.6**		--	
	MW-25-100417	10/4/2017	µg/L	**173**		**16.2**		**1.73**		**276**		1	U	**1.1**		**6.77**		--	
	MW-25-110817	11/8/2017	µg/L	**82.9**		**7.21**		1	U	**143**		1	U	1	U	**7.74**		--	
	MW-25-120617	12/6/2017	µg/L	**23.8**		**1.84**		1	U	**60.5**		1	U	1	U	5	U	--	
	MW-25-010918	1/9/2018	µg/L	**72**		**2.74**		1	U	**111**		1	U	1	U	5	U	--	
	MW-25-020618	2/6/2018	µg/L	**10.8**		1	U	1	U	**19.3**		1	U	1	U	5	U	--	
	MW-25-030818	3/8/2018	µg/L	1	U	1	U	1	U	3	U	1	U	1	U	5	U	--	
	MW-25-040618	4/6/2018	µg/L	1	U	1	U	1	U	3	U	1	U	1	U	5	U	--	
	MW-25-050318	5/3/2018	µg/L	1	U	1	U	1	U	3	U	1	U	1	U	5	U	--	
	MW-25-060518	6/5/2018	µg/L	1	U	1	U	1	U	3	U	1	U	1	U	5	U	--	
	MW-25-071218	7/12/2018	µg/L	1	U	1	U	1	U	3	U	1	U	1	U	5	U	--	
	MW-25-091218	9/12/2018	µg/L	1	U	1	U	1	U	3	U	1	U	1	U	5	U	--	
	MW-25-120518	12/5/2018	µg/L	1	U	1	U	1	U	3	U	1	U	1	U	5	U	--	
	MW-25-030619	3/6/2019	µg/L	1	U	1	U	1	U	3	U	1	U	1	U	5	U	--	
	MW-25-060519	6/5/2019	µg/L	1	U	1	U	1	U	3	U	1	U	1	U	5	U	--	
	MW-25-091919	9/19/2019	µg/L	1	U	1	U	1	U	3	U	1	U	1	U	5	U	--	
	MW-25-121819	12/18/2019	µg/L	1	U	1	U	1	U	3	U	1	U	1	U	5	U	--	
	MW-25-031020	3/10/2020	µg/L	1	U	1	U	1	U	3	U	1	U	1	U	5	U	--	
	MW-25-070820	7/8/2020	µg/L	1	U	1	U	1	U	3	U	1	U	1	U	5	U	--	
	MW-25-111220	11/12/2020	µg/L	1	U	1	U	1	U	3	U	1	U	1	U	5	U	--	
	MW-25-032521	3/25/2021	µg/L	1	U	1	U	1	U	3	U	1	U	1	U	5	U	--	
	MW-25-071421	7/14/2021	µg/L	1	U	1	U	1	U	3	U	1	U	1	U	5	U	--	
	MW-25-111721	11/17/2021	µg/L	**2.48**		1	U	1	U	3	U	1	U	**1.06**		5	U	--	
	MW-25-030122	3/1/2022	µg/L	1	U	1	U	1	U	3	U	1	U	1	U	5	U	--	
	MW-25-092122	9/21/2022	µg/L	1	U	1	U	1	U	3	U	1	U	1	U	5	UJ	--	
	MW-25-031423	3/14/2023	µg/L	1	U	1	U	1	U	3	U	1	U	1	U	5	U	--	
	MW-25-091323	9/13/2023	µg/L	1	U	1	U	1	U	3	U	1	U	1	U	5	U	--	
	MW-25-030624	3/6/2024	µg/L	1	U	1	U	1	U	3	U	1	U	1	U	5	U	--	
MW-25B	MW-25B-012716	1/27/2016	µg/L	1	U	1	U	1	U	2	U	1	U	1	U	1	U	--	
	MW-25B-120116	12/1/2016	µg/L	1	U	1	U	1	U	1	U	1	U	1	U	1	U	--	
	MW-25B-031417	3/14/2017	µg/L	1	U	1	U	1	U	3	U	1	U	1	U	5	U	--	
	MW-25B-032017	3/20/2017	µg/L	1	U	1	U	1	U	3	U	1	U	1	U	5	U	--	

Table 4B. Analytical Results for Groundwater, Historical

Products (SE) Pipe Line Corporation

Lewis Drive Remediation Site, Belton, South Carolina

Site ID #18693 "Kinder Morgan Belton Pipeline Release"

Location	Sample ID	Sample Date	Units	Analyte																	
				Benzene		Ethylbenzene		Toluene		Total Xylenes		1,2-DCA		MTBE		Naphthalene		EDB	
		RBSL[a]:		**5.0**		**700**		**1,000**		**10,000**		**5.0**		**40**		**25**		**0.05**	
	MW-25B-033117	3/31/2017	µg/L	1	U	1	U	1	U	3	U	1	U	1	U	5	U	--	
	MW-25B-040617	4/6/2017	µg/L	1	U	1	U	1	U	3	U	1	U	1	U	5	U	--	
	MW-25B-062817	6/28/2017	µg/L	1	U	1	U	1	U	3	U	1	U	1	U	5	U	--	
	MW-25B-090817	9/8/2017	µg/L	1	U	1	U	1	U	3	U	1	U	1	U	5	U	--	
	MW-25B-120617	12/6/2017	µg/L	1	U	1	U	1	U	3	U	1	U	1	U	5	U	--	
	MW-25B-030818	3/8/2018	µg/L	1	U	1	U	1	U	3	U	1	U	1	U	5	U	--	
	MW-25B-060518	6/5/2018	µg/L	1	U	1	U	1	U	3	U	1	U	1	U	5	U	--	
	MW-25B-091218	9/12/2018	µg/L	1	U	1	U	1	U	3	U	1	U	1	U	5	U	--	
	MW-25B-120518	12/5/2018	µg/L	1	U	1	U	1	U	3	U	1	U	1	U	5	U	--	
	MW-25B-030619	3/6/2019	µg/L	1	U	1	U	1	U	3	U	1	U	1	U	5	U	--	
	MW-25B-060519	6/5/2019	µg/L	1	U	1	U	1	U	3	U	1	U	1	U	5	U	--	
	MW-25B-091919	9/19/2019	µg/L	1	U	1	U	1	U	3	U	1	U	1	U	5	U	--	
	MW-25B-121819	12/18/2019	µg/L	1	U	1	U	1	U	3	U	1	U	1	U	5	U	--	
	MW-25B-031020	3/10/2020	µg/L	**1.12**		1	U	1	U	3	U	1	U	1	U	5	U	--	
	MW-25B-070820	7/8/2020	µg/L	**1.38**		1	U	1	U	3	U	1	U	1	U	5	U	--	
	MW-25B-111220	11/12/2020	µg/L	**3.77**		1	U	1	U	3	U	1	U	1	U	5	U	--	
	MW-25B-032521	3/25/2021	µg/L	**1.44**		1	U	1	U	3	U	1	U	1	U	5	U	--	
	MW-25B-071421	7/14/2021	µg/L	**2.29**		1	U	1	U	3	U	1	U	**1.05**		5	U	--	
	MW-25B-111721	11/17/2021	µg/L	1	U	1	U	1	U	3	U	1	U	1	U	5	U	--	
	MW-25B-030222	3/2/2022	µg/L	1	U	1	U	1	U	3	U	1	U	**1.56**		5	U	--	
	MW-25B-092122	9/21/2022	µg/L	**9.55**		1	U	1	U	3	U	1	U	**2.34**		5	UJ	--	
	MW-25B-031423	3/14/2023	µg/L	1	U	1	U	1	U	3	U	1	U	**1.95**		5	U	--	
	MW-25B-091323	9/13/2023	µg/L	**3.19**		1	U	1	U	3	U	1	U	**1.82**		5	U	--	
	MW-25B-030624	3/6/2024	µg/L	1	U	1	U	1	U	3	U	1	U	**2.63**		5	U	--	
MW-26	MW-26-012016	1/20/2016	µg/L	1	U	1	U	1	U	2	U	1	U	1	U	1	U	--	
	MW-26-120116	12/1/2016	µg/L	1	U	1	U	**2.3**		1	U	1	U	1	U	1	U	--	
	MW-26-031417	3/14/2017	µg/L	1	U	1	U	1	U	3	U	1	U	1	U	5	U	--	
	MW-26-032017	3/20/2017	µg/L	1	U	1	U	1	U	3	U	1	U	1	U	5	U	--	
	MW-26-033117	3/31/2017	µg/L	1	U	1	U	1	U	3	U	1	U	1	U	5	U	--	
	MW-26-040617	4/6/2017	µg/L	1	U	1	U	1	U	3	U	1	U	1	U	5	U	--	
	MW-26-050317	5/3/2017	µg/L	1	U	1	U	1	U	3	U	1	U	1	U	5	U	--	
	MW-26-062817	6/28/2017	µg/L	1	U	1	U	1	U	3	U	1	U	1	U	5	U	--	
	MW-26-071717	7/17/2017	µg/L	1	U	1	U	1	U	3	U	1	U	1	U	5	U	--	
	MW-26-080117	8/1/2017	µg/L	1	U	1	U	1	U	3	U	1	U	1	U	5	U	--	
	MW-26-090717	9/7/2017	µg/L	1	U	1	U	1	U	3	U	1	U	1	U	5	U	--	
	MW-26-100417	10/4/2017	µg/L	1	U	1	U	1	U	3	U	1	U	1	U	5	U	--	
	MW-26-110817	11/8/2017	µg/L	1	U	1	U	**1.17**		3	U	1	U	1	U	5	U	--	
	MW-26-120617	12/6/2017	µg/L	1	U	1	U	1	U	3	U	1	U	1	U	5	U	--	

Table 4B. Analytical Results for Groundwater, Historical

Products (SE) Pipe Line Corporation

Lewis Drive Remediation Site, Belton, South Carolina

Site ID #18693 "Kinder Morgan Belton Pipeline Release"

Location	Sample ID	Sample Date	Units	Analyte																	
				Benzene		Ethylbenzene		Toluene		Total Xylenes		1,2-DCA		MTBE		Naphthalene		EDB	
		RBSL[a]:		5.0		700		1,000		10,000		5.0		40		25		0.05	
	MW-26-010918	1/9/2018	µg/L	1	U	**1.79**		**6.2**		**13.8**		1	U	1	U	5	U	--	
	MW-26-020618	2/6/2018	µg/L	1	U	1	U	1	U	3	U	1	U	1	U	5	U	--	
	MW-26-030618	3/6/2018	µg/L	1	U	1	U	1	U	3	U	1	U	1	U	5	U	--	
	MW-26-040618	4/6/2018	µg/L	1	U	1	U	1	U	3	U	1	U	1	U	5	U	--	
	MW-26-050318	5/3/2018	µg/L	1	U	1	U	1	U	3	U	1	U	1	U	5	U	--	
	MW-26-060518	6/5/2018	µg/L	1	U	1	U	1	U	3	U	1	U	1	U	5	U	--	
	MW-26-071218	7/12/2018	µg/L	1	U	1	U	1	U	3	U	1	U	1	U	5	U	--	
	MW-26-091118	9/11/2018	µg/L	1	U	1	U	1	U	3	U	1	U	1	U	5	U	--	
	MW-26-120518	12/5/2018	µg/L	1	U	1	U	1	U	3	U	1	U	1	U	5	U	--	
	MW-26-021919	2/19/2019	µg/L	1	U	1	U	1	U	3	U	1	U	1	U	5	U	--	
	MW-26-030519	3/5/2019	µg/L	1	U	1	U	1	U	3	U	1	U	1	U	5	U	--	
	MW-26-051519	5/15/2019	µg/L	1	U	1	U	1	U	3	U	1	U	1	U	5	U	--	
	MW-26-060519	6/5/2019	µg/L	1	U	1	U	1	U	3	U	1	U	1	U	5	U	--	
	MW-26-081919	8/19/2019	µg/L	1	U	1	U	1	U	3	U	1	U	1	U	5	U	--	
	MW-26-091919	9/19/2019	µg/L	1	U	1	U	1	U	3	U	1	U	1	U	5	U	--	
	MW-26-110419	11/4/2019	µg/L	1	U	1	U	1	U	3	U	1	U	1	U	5	U	--	
	MW-26-121719	12/17/2019	µg/L	1	U	1	U	1	U	3	U	1	U	1	U	5	U	--	
	MW-26-021220	2/12/2020	µg/L	1	U	1	U	1	U	3	U	1	U	1	U	5	U	--	
	MW-26-031220	3/12/2020	µg/L	1	U	1	U	1	U	3	U	1	U	1	U	5	U	--	
	MW-26-070720	7/7/2020	µg/L	1	U	1	U	1	U	3	U	1	U	1	U	5	U	--	
	MW-26-111120	11/11/2020	µg/L	1	U	1	U	1	U	3	U	1	U	1	U	5	U	--	
	MW-26-032421	3/24/2021	µg/L	1	U	1	U	1	U	3	U	1	U	1	U	5	U	--	
	MW-26-071321	7/13/2021	µg/L	1	U	1	U	1	U	3	U	1	U	1	U	5	U	--	
	MW-26-111821	11/18/2021	µg/L	1	U	1	U	1	U	3	U	1	U	1	U	5	U	--	
	MW-26-030222	3/2/2022	µg/L	1	U	1	U	1	U	3	U	1	U	1	U	5	U	--	
	MW-26-092022	9/20/2022	µg/L	1	U	1	U	1	U	3	U	1	U	1	U	5	U	--	
	MW-26-031423	3/14/2023	µg/L	1	U	1	U	1	U	3	U	1	U	1	U	5	U	--	
	MW-26-091223	9/12/2023	µg/L	1	U	1	U	1	U	3	U	1	U	1	U	5	UJ	--	
	MW-26-030624	3/6/2024	µg/L	1	U	1	U	1	U	3	U	1	U	1	U	5	U	--	
MW-26B	MW-26B-012016	1/20/2016	µg/L	1	U	1	U	1	U	2	U	1	U	1	U	1	U	--	
	MW-26B-120116	12/1/2016	µg/L	1	U	1	U	1	U	**1.3**		1	U	1	U	1	U	--	
	MW-26B-031417	3/14/2017	µg/L	1	U	1	U	1	U	3	U	1	U	1	U	5	U	--	
	MW-26B-032017	3/20/2017	µg/L	1	U	1	U	1	U	3	U	1	U	1	U	5	U	--	
	MW-26B-033117	3/31/2017	µg/L	1	U	1	U	1	U	3	U	1	U	1	U	5	U	--	
	MW-26B-040617	4/6/2017	µg/L	1	U	1	U	1	U	3	U	1	U	1	U	5	U	--	
	MW-26B-062817	6/28/2017	µg/L	1	U	1	U	1	U	3	U	1	U	1	U	5	U	--	
	MW-26B-090717	9/7/2017	µg/L	1	U	1	U	1	U	3	U	1	U	1	U	5	U	--	
	MW-26B-120617	12/6/2017	µg/L	1	U	1	U	1	U	3	U	1	U	1	U	5	U	--	

Table 4B. Analytical Results for Groundwater, Historical

Products (SE) Pipe Line Corporation

Lewis Drive Remediation Site, Belton, South Carolina

Site ID #18693 "Kinder Morgan Belton Pipeline Release"

Location	Sample ID	Sample Date	Units	Analyte																	
				Benzene		Ethylbenzene		Toluene		Total Xylenes		1,2-DCA		MTBE		Naphthalene		EDB	
		RBSL[a]:		**5.0**		**700**		**1,000**		**10,000**		**5.0**		**40**		**25**		**0.05**	
	MW-26B-030618	3/6/2018	µg/L	1	U	1	U	**1.03**		3	U	1	U	1	U	5	U	--	
	MW-26B-060518	6/5/2018	µg/L	1	U	1	U	1	U	3	U	1	U	1	U	5	U	--	
	MW-26B-091118	9/11/2018	µg/L	1	U	1	U	1	U	3	U	1	U	1	U	5	U	--	
	MW-26B-120518	12/5/2018	µg/L	1	U	1	U	1	U	3	U	1	U	1	U	5	U	--	
	MW-26B-030519	3/5/2019	µg/L	1	U	1	U	1	U	3	U	1	U	1	U	5	U	--	
	MW-26B-060519	6/5/2019	µg/L	1	U	1	U	1	U	3	U	1	U	1	U	5	U	--	
	MW-26B-091919	9/19/2019	µg/L	1	U	1	U	1	U	3	U	1	U	1	U	5	U	--	
	MW-26B-121719	12/17/2019	µg/L	1	U	1	U	1	U	3	U	1	U	1	U	5	U	--	
	MW-26B-031220	3/12/2020	µg/L	1	U	1	U	1	U	3	U	1	U	1	U	5	U	--	
	MW-26B-070720	7/7/2020	µg/L	1	U	1	U	1	U	3	U	1	U	1	U	5	U	--	
	MW-26B-111120	11/11/2020	µg/L	1	U	1	U	1	U	3	U	1	U	1	U	5	U	--	
	MW-26B-032421	3/24/2021	µg/L	1	U	1	U	1	U	3	U	1	U	1	U	5	U	--	
	MW-26B-071321	7/13/2021	µg/L	1	U	1	U	1	U	3	U	1	U	1	U	5	U	--	
	MW-26B-111821	11/18/2021	µg/L	1	U	1	U	1	U	3	U	1	U	1	U	5	U	--	
	MW-26B-030222	3/2/2022	µg/L	1	U	1	U	1	U	3	U	1	U	1	U	5	U	--	
	MW-26B-092022	9/20/2022	µg/L	1	U	1	U	1	U	3	U	1	U	1	U	5	U	--	
	MW-26B-031423	3/14/2023	µg/L	1	U	1	U	1	U	3	U	1	U	1	U	5	U	--	
	MW-26B-091223	9/12/2023	µg/L	1	U	1	U	1	U	3	U	1	U	1	U	5	UJ	--	
	MW-26B-030624	3/6/2024	µg/L	1	U	1	U	1	U	3	U	1	U	1	U	5	U	--	
MW-27	MW-27-012716	1/27/2016	µg/L	1	U	1	U	1	U	2	U	1	U	1	U	1	U	--	
	--	11/28/2016	--	NS-IW		NS-IW		NS-IW		NS-IW		NS-IW		NS-IW		NS-IW		NS-IW	
	MW-27-062817	6/28/2017	µg/L	**2.69**		**4.06**		**3.88**		**35.9**		1	U	1	U	5	U	--	
	MW-27-090817	9/8/2017	µg/L	**4.96**		**5.75**		**2.13**		**14.8**		1	U	1	U	5	U	--	
	MW-27-120517	12/5/2017	µg/L	**6.48**		**8.23**		**12.5**		**20.5**		1	U	1	U	5	U	--	
	MW-27-030818	3/8/2018	µg/L	**14.5**		**29.7**		**62.3**		**227**		1	U	1	U	5	U	--	
	MW-27-060518	6/5/2018	µg/L	**5.74**		**7.74**		**22.6**		**70.3**		1	U	1	U	5	U	--	
	MW-27-091118	9/11/2018	µg/L	**2.06**		**2.94**		**7.44**		**25.6**		1	U	1	U	5	U	--	
	MW-27-120518	12/5/2018	µg/L	**2.96**		**9.03**		**23.1**		**50.3**		1	U	1	U	5	U	--	
	MW-27-030519	3/5/2019	µg/L	1	U	1	U	**4.05**		**9.95**		1	U	1	U	5	U	--	
	MW-27-060519	6/5/2019	µg/L	**1.33**		1	U	**5.04**		**11**		1	U	1	U	5	U	--	
	MW-27-091919	9/19/2019	µg/L	**1.04**		1	U	**1.09**		**5**		1	U	1	U	5	U	--	
	MW-27-121819	12/18/2019	µg/L	**1.09**		1	U	1	U	**5.19**		1	U	1	U	5	U	--	
	MW-27-031220	3/12/2020	µg/L	1	U	1	U	1	U	3	U	1	U	1	U	5	U	--	
	MW-27-070820	7/8/2020	µg/L	1	U	1	U	1	U	3	U	1	U	1	U	5	U	--	
	MW-27-111220	11/12/2020	µg/L	1	U	1	U	1	U	3	U	1	U	1	U	5	U	--	
	MW-27-032521	3/25/2021	µg/L	1	U	1	U	1	U	3	U	1	U	1	U	5	U	--	
	MW-27-071421	7/14/2021	µg/L	1	U	1	U	1	U	3	U	1	U	1	U	5	U	--	
	MW-27-111721	11/17/2021	µg/L	1	U	1	U	1	U	3	U	1	U	1	U	5	U	--	

Table 4B. Analytical Results for Groundwater, Historical

Products (SE) Pipe Line Corporation

Lewis Drive Remediation Site, Belton, South Carolina

Site ID #18693 "Kinder Morgan Belton Pipeline Release"

Location	Sample ID	Sample Date	Units	Analyte																	
				Benzene		Ethylbenzene		Toluene		Total Xylenes		1,2-DCA		MTBE		Naphthalene		EDB	
		RBSL[a]:		5.0		700		1,000		10,000		5.0		40		25		0.05	
	MW-27-030222	3/2/2022	µg/L	1	U	1	U	1	U	3	U	1	U	1	U	5	U	--	
	MW-27-092122	9/21/2022	µg/L	1	U	1	U	1	U	3	U	1	U	1	U	5	U	--	
	MW-27-031523	3/15/2023	µg/L	1	U	1	U	1	U	3	U	1	U	1	U	5	U	--	
	MW-27-091323	9/13/2023	µg/L	1	U	1	U	1	U	3	U	1	U	1	U	5	UJ	--	
	MW-27-030624	3/6/2024	µg/L	1	U	1	U	1	U	3	U	1	U	1	U	5	U	--	
MW-27B	MW-27B-051216	5/12/2016	µg/L	1	U	1	U	1	U	1	U	1	U	1	U	1	U	--	
	MW-27B-120216	12/2/2016	µg/L	1	U	**5.3**		**9.1**		**45.7**		1	U	1	U	**8.9**		--	
	MW-27B-062817	6/28/2017	µg/L	1	U	**4.04**		**4.04**		**32.7**		1	U	1	U	**6.09**		--	
	MW-27B-090717	9/7/2017	µg/L	1	U	**3.73**		**6.35**		**30.3**		1	U	1	U	**7.54**		--	
	MW-27B-120517	12/5/2017	µg/L	1	U	**3.1**		**5.91**		**24.8**		1	U	1	U	**5.81**		--	
	MW-27B-030818	3/8/2018	µg/L	1	U	**3.44**		**6.82**		**28.8**		1	U	1	U	5	U	--	
	MW-27B-060518	6/5/2018	µg/L	1	U	**3.38**		**6.18**		**26.8**		1	U	1	U	**5.1**		--	
	MW-27B-091118	9/11/2018	µg/L	1	U	**2.98**		**5.65**		**25**		1	U	1	U	5	U	--	
	MW-27B-120518	12/5/2018	µg/L	1	U	**2.47**		**4.97**		**21.1**		1	U	1	U	5	U	--	
	MW-27B-030519	3/5/2019	µg/L	1	U	**2.4**		**4.76**		**20**		1	U	1	U	5	U	--	
	MW-27B-060519	6/5/2019	µg/L	1	U	**1.85**		**3.59**		**14.7**		1	U	1	U	5	U	--	
	MW-27B-091919	9/19/2019	µg/L	1	U	**2.05**		**3.87**		**16.2**		1	U	1	U	5	U	--	
	MW-27B-121719	12/17/2019	µg/L	1	U	**2.35**		**4.27**		**18.4**		1	U	1	U	5	U	--	
	MW-27B-031220	3/12/2020	µg/L	1	U	**1.67**		**3.03**		**13.1**		1	U	1	U	5	U	--	
	MW-27B-070820	7/8/2020	µg/L	1	U	**1.43**		**2.48**		**9.72**		1	U	1	U	5	U	--	
	MW-27B-111220	11/12/2020	µg/L	1	U	**1.78**		**3.27**		**13.6**		1	U	1	U	5	U	--	
	MW-27B-032521	3/25/2021	µg/L	1	U	1	U	1	U	3	U	1	U	1	U	5	U	--	
	MW-27B-071421	7/14/2021	µg/L	1	U	1	U	**1.31**		**5.63**		1	U	1	U	5	U	--	
	MW-27B-111721	11/17/2021	µg/L	1	U	**1.27**		**2.23**		**9.36**		1	U	1	U	5	U	--	
	MW-27B-030222	3/2/2022	µg/L	1	U	1	U	1	U	3	U	1	U	1	U	5	U	--	
	MW-27B-092122	9/21/2022	µg/L	1	U	1	U	**1.59**		**7.28**		1	U	1	U	5	U	--	
	MW-27B-031523	3/15/2023	µg/L	1	U	1	U	1	U	3	U	1	U	1	U	5	U	--	
	MW-27B-091323	9/13/2023	µg/L	1	U	1	U	1	U	3	U	1	U	1	U	5	UJ	--	
	MW-27B-030624	3/6/2024	µg/L	1	U	1	U	1	U	3	U	1	U	1	U	5	U	--	
MW-28	MW-28-012716	1/27/2016	µg/L	**542**		**430**		**3850**		**3370**		1	U	**4.8**		**96.3**		--	
	--	11/28/2016	--	NS-IW		NS-IW		NS-IW		NS-IW		NS-IW		NS-IW		NS-IW		NS-IW	
	MW-28-031517	3/15/2017	µg/L	**1120**		**68.9**		**3350**		**1370**		50	U[b]	50	U[b]	250	U[b]	--	
	--	3/20/2017	--	NS-IW		NS-IW		NS-IW		NS-IW		NS-IW		NS-IW		NS-IW		NS-IW	
	--	3/31/2017	--	NS-IW		NS-IW		NS-IW		NS-IW		NS-IW		NS-IW		NS-IW		NS-IW	
	--	4/6/2017	--	NS-IW		NS-IW		NS-IW		NS-IW		NS-IW		NS-IW		NS-IW		NS-IW	
	MW-28-050317	5/3/2017	µg/L	**65.9**		**14.5**		**263**		**1010**		1	U	**2.94**		**9.33**		--	
	MW-28-062817	6/28/2017	µg/L	**199**		**55**		**108**		**546**		1	U	1	U	**10.1**		--	
	MW-28-071717	7/17/2017	µg/L	**219**		**64.2**		**85.8**		**422**		1	U	1	U	**14.7**		--	

Table 4B. Analytical Results for Groundwater, Historical

Products (SE) Pipe Line Corporation

Lewis Drive Remediation Site, Belton, South Carolina

Site ID #18693 "Kinder Morgan Belton Pipeline Release"

Location	Sample ID	Sample Date	Units	Analyte																	
				Benzene		Ethylbenzene		Toluene		Total Xylenes		1,2-DCA		MTBE		Naphthalene		EDB	
		RBSL[a]:		5.0		700		1,000		10,000		5.0		40		25		0.05	
	MW-28-080217	8/2/2017	µg/L	**219**		**48.7**		**52.7**		**187**		1	U	**3.46**		**11.9**		--	
	MW-28-090817	9/8/2017	µg/L	**130**		**16.2**		**175**		**388**		1	U	**4.77**		**13.6**		--	
	--	10/4/2017	--	NS-IW		NS-IW		NS-IW		NS-IW		NS-IW		NS-IW		NS-IW		NS-IW	
	--	12/7/2017	--	NS-IW		NS-IW		NS-IW		NS-IW		NS-IW		NS-IW		NS-IW		NS-IW	
	--	1/9/2018	--	NS-IW		NS-IW		NS-IW		NS-IW		NS-IW		NS-IW		NS-IW		NS-IW	
	MW-28-020618	2/6/2018	µg/L	1	U	1	U	1	U	3	U	1	U	1	U	5	U	--	
	MW-28-030818	3/8/2018	µg/L	**10.1**		**9.92**		**5.27**		**21.2**		1	U	1	U	5	U	--	
	MW-28-040618	4/6/2018	µg/L	**16.1**		**11.6**		**4**		**23.4**		1	U	1	U	5	U	--	
	MW-28-050318	5/3/2018	µg/L	**8.25**		**8.82**		**1.55**		**24.5**		1	U	1	U	5	U	--	
	MW-28-060518	6/5/2018	µg/L	**3.81**		**3.77**		**1.01**		**16**		1	U	1	U	5	U	--	
	MW-28-071218	7/12/2018	µg/L	**3.91**		**5.19**		**1.05**		**8.82**		1	U	1	U	5	U	--	
	MW-28-091118	9/11/2018	µg/L	**28**		**25.2**		**3.66**		**4.89**		1	U	1	U	5	U	--	
	MW-28-120518	12/5/2018	µg/L	**13.7**		**8.04**		**1.47**		3	U	1	U	1	U	5	U	--	
	MW-28-030619	3/6/2019	µg/L	1	U	1	U	1	U	3	U	1	U	1	U	5	U	--	
	MW-28-060519	6/5/2019	µg/L	1	U	1	U	1	U	3	U	1	U	1	U	5	U	--	
	MW-28-091719	9/17/2019	µg/L	**1.68**		1	U	1	U	3	U	1	U	1	U	5	U	--	
	MW-28-121919	12/19/2019	µg/L	**23.7**		**18.3**		**2.79**		**4.33**		1	U	1	U	5	U	--	
	MW-28-031020	3/10/2020	µg/L	1	U	1	U	1	U	3	U	1	U	1	U	5	U	--	
	MW-28-070820	7/8/2020	µg/L	1	U	1	U	1	U	3	U	1	U	1	U	5	U	--	
	MW-28-111220	11/12/2020	µg/L	**3.07**		1	U	1	U	3	U	1	U	1	U	5	U	--	
	MW-28-032521	3/25/2021	µg/L	**1.03**		1	U	1	U	3	U	1	U	1	U	5	U	--	
	MW-28-071421	7/14/2021	µg/L	1	U	1	U	1	U	3	U	1	U	1	U	5	U	--	
	MW-28-111721	11/17/2021	µg/L	**1.18**		1	U	1	U	3	U	1	U	1	U	5	U	--	
	MW-28-030122	3/1/2022	µg/L	**1.22**		1	U	1	U	3	U	1	U	1	U	5	U	--	
	MW-28-092122	9/21/2022	µg/L	1	U	1	U	1	U	3	U	1	U	1	U	5	U	--	
	MW-28-031423	3/14/2023	µg/L	1	U	1	U	**2.93**		3	U	1	U	1	U	5	U	--	
	MW-28-091323	9/13/2023	µg/L	1	U	1	U	1	U	3	U	1	U	1	U	5	UJ	--	
	MW-28-030624	3/6/2024	µg/L	1	U	1	U	1	U	3	U	1	U	1	U	5	U	--	
MW-29	MW-29-012116	1/21/2016	µg/L	1	U	1	U	1	U	2	U	1	U	1	U	1	U	--	
	MW-29-112916	11/29/2016	µg/L	1	U	1	U	1	U	1	U	1	U	1	U	1	U	--	
	MW-29-031317	3/13/2017	µg/L	1	U	1	U	1	U	3	U	1	U	1	U	5	U	--	
	MW-29-032017	3/20/2017	µg/L	1	U	1	U	1	U	3	U	1	U	1	U	5	U	--	
	MW-29-033117	3/31/2017	µg/L	1	U	1	U	1	U	3	U	1	U	1	U	5	U	--	
	MW-29-040617	4/6/2017	µg/L	1	U	1	U	1	U	3	U	1	U	1	U	5	U	--	
	MW-29-050317	5/3/2017	µg/L	1	U	1	U	1	U	3	U	1	U	1	U	5	U	--	
	MW-29-062817	6/28/2017	µg/L	1	U	1	U	1	U	3	U	1	U	1	U	5	U	--	
	MW-29-071717	7/17/2017	µg/L	1	U	1	U	1	U	3	U	1	U	1	U	5	U	--	
	MW-29-080117	8/1/2017	µg/L	1	U	1	U	1	U	3	U	1	U	1	U	5	U	--	

Table 4B. Analytical Results for Groundwater, Historical

Products (SE) Pipe Line Corporation

Lewis Drive Remediation Site, Belton, South Carolina

Site ID #18693 "Kinder Morgan Belton Pipeline Release"

Location	Sample ID	Sample Date	Units	Analyte																	
				Benzene		Ethylbenzene		Toluene		Total Xylenes		1,2-DCA		MTBE		Naphthalene		EDB	
		RBSL[a]:		**5.0**		**700**		**1,000**		**10,000**		**5.0**		**40**		**25**		**0.05**	
	MW-29-090717	9/7/2017	µg/L	1	U	1	U	1	U	3	U	1	U	1	U	5	U	--	
	MW-29-100417	10/4/2017	µg/L	1	U	1	U	1	U	3	U	1	U	1	U	5	U	--	
	MW-29-110817	11/8/2017	µg/L	1	U	1	U	1	U	3	U	1	U	1	U	5	U	--	
	MW-29-120617	12/6/2017	µg/L	1	U	1	U	1	U	3	U	1	U	1	U	5	U	--	
	MW-29-010918	1/9/2018	µg/L	1	U	1	U	1	U	3	U	1	U	1	U	5	U	--	
	MW-29-020618	2/6/2018	µg/L	1	U	1	U	1	U	3	U	1	U	1	U	5	U	--	
	MW-29-030718	3/7/2018	µg/L	1	U	1	U	1	U	3	U	1	U	1	U	5	U	--	
	MW-29-040618	4/6/2018	µg/L	1	U	1	U	1	U	3	U	1	U	1	U	5	U	--	
	MW-29-050318	5/3/2018	µg/L	1	U	1	U	1	U	3	U	1	U	1	U	5	U	--	
	MW-29-060518	6/5/2018	µg/L	1	U	1	U	1	U	3	U	1	U	1	U	5	U	--	
	MW-29-071218	7/12/2018	µg/L	1	U	1	U	1	U	3	U	1	U	1	U	5	U	--	
	MW-29-091118	9/11/2018	µg/L	1	U	1	U	1	U	3	U	1	U	1	U	5	U	--	
	MW-29-120518	12/5/2018	µg/L	1	U	1	U	1	U	3	U	1	U	1	U	5	U	--	
	MW-29-030519	3/5/2019	µg/L	1	U	1	U	1	U	3	U	1	U	1	U	5	U	--	
	MW-29-060519	6/5/2019	µg/L	1	U	1	U	1	U	3	U	1	U	1	U	5	U	--	
	MW-29-091919	9/19/2019	µg/L	1	U	1	U	1	U	3	U	1	U	1	U	5	U	--	
	MW-29-121719	12/17/2019	µg/L	1	U	1	U	1	U	3	U	1	U	1	U	5	U	--	
	MW-29-031220	3/12/2020	µg/L	1	U	1	U	1	U	3	U	1	U	1	U	**5.11**		--	
	MW-29-070720	7/7/2020	µg/L	1	U	1	U	1	U	3	U	1	U	1	U	5	U	--	
	MW-29-111120	11/11/2020	µg/L	1	U	1	U	1	U	3	U	1	U	1	U	5	U	--	
	MW-29-032421	3/24/2021	µg/L	1	U	1	U	1	U	3	U	1	U	1	U	5	U	--	
	MW-29-071321	7/13/2021	µg/L	1	U	1	U	1	U	3	U	1	UJ	1	U	5	U	--	
	MW-29-111821	11/18/2021	µg/L	1	U	1	U	1	U	3	U	1	U	1	U	5	U	--	
	MW-29-030222	3/2/2022	µg/L	1	U	1	U	1	U	3	U	1	U	1	U	5	U	--	
	MW-29-092022	9/20/2022	µg/L	1	U	1	U	1	U	3	U	1	U	1	U	5	U	--	
	MW-29-031423	3/14/2023	µg/L	1	U	1	U	1	U	3	U	1	U	1	U	5	U	--	
	MW-29-091223	9/12/2023	µg/L	1	U	1	U	1	U	3	U	1	U	1	U	5	UJ	--	
	MW-29-030524	3/5/2024	µg/L	1	U	1	U	1	U	3	U	1	U	1	U	5	U	--	
MW-30	MW-30-012516	1/25/2016	µg/L	1	U	1	U	1	U	2	U	1	U	1	U	1	U	--	
	--	11/28/2016	--	NS-IW		NS-IW		NS-IW		NS-IW		NS-IW		NS-IW		NS-IW		NS-IW	
	MW-30-050417	5/4/2017	µg/L	**104**		**3.98**		**341**		**161**		1	U	1	U	5	U	--	
	MW-30-062917	6/29/2017	µg/L	**646**		25	U	**1630**		**736**		25	U[b]	25	U	125	U[b]	--	
	MW-30-071717	7/17/2017	µg/L	**922**		25	U	**2050**		**1320**		25	U[b]	25	U	125	U[b]	--	
	MW-30-080217	8/2/2017	µg/L	**1240**		**25.9**		**1020**		**2230**		25	U[b]	25	U	125	U[b]	--	
	--	9/5/2017	--	NS-IW		NS-IW		NS-IW		NS-IW		NS-IW		NS-IW		NS-IW		NS-IW	
	--	10/4/2017	--	NS-IW		NS-IW		NS-IW		NS-IW		NS-IW		NS-IW		NS-IW		NS-IW	
	--	11/8/2017	--	NS-IW		NS-IW		NS-IW		NS-IW		NS-IW		NS-IW		NS-IW		NS-IW	
	MW-30-020518	2/5/2018	µg/L	**2.2**		1	U	**1.86**		**4.1**		1	U	1	U	5	U	--	

Table 4B. Analytical Results for Groundwater, Historical

Products (SE) Pipe Line Corporation

Lewis Drive Remediation Site, Belton, South Carolina

Site ID #18693 "Kinder Morgan Belton Pipeline Release"

Location	Sample ID	Sample Date	Units	Analyte																	
				Benzene		Ethylbenzene		Toluene		Total Xylenes		1,2-DCA		MTBE		Naphthalene		EDB	
		RBSL[a]:		**5.0**		**700**		**1,000**		**10,000**		**5.0**		**40**		**25**		**0.05**	
	MW-30-030718	3/7/2018	µg/L	**22.1**		1	U	**8.94**		**19.1**		1	U	**2.25**		5	U	--	
	MW-30-040618	4/6/2018	µg/L	**1.9**		1	U	**7.38**		**5.95**		1	U	**2.22**		5	U	--	
	MW-30-050318	5/3/2018	µg/L	**1.19**		1	U	**3.7**		3	U	1	U	**2.29**		5	U	--	
	MW-30-060618	6/6/2018	µg/L	1	U	1	U	1	U	3	U	1	U	**2.58**		5	U	--	
	MW-30-071218	7/12/2018	µg/L	1	U	1	U	1	U	3	U	1	U	**2.79**		5	U	--	
	--	9/11/2018	--	NS-IW		NS-IW		NS-IW		NS-IW		NS-IW		NS-IW		NS-IW		NS-IW	
	MW-30-120718	12/7/2018	µg/L	1	U	1	U	1	U	3	U	1	U	**1.94**		**9.22**		--	
	MW-30-030719	3/7/2019	µg/L	1	U	1	U	1	U	3	U	1	U	1	U	5	U	--	
	MW-30-060419	6/4/2019	µg/L	1	U	1	U	1	U	3	U	1	U	1	U	5	U	--	
	--	9/16/2019	--	NS-IW		NS-IW		NS-IW		NS-IW		NS-IW		NS-IW		NS-IW		NS-IW	
	--	12/16/2019	--	NS-IW		NS-IW		NS-IW		NS-IW		NS-IW		NS-IW		NS-IW		NS-IW	
	MW-30-031320	3/13/2020	µg/L	1	U	1	U	1	U	3	U	1	U	1	U	5	U	--	
	--	7/6/2020	--	NS-SS		NS-SS		NS-SS		NS-SS		NS-SS		NS-SS		NS-SS		NS-SS	
	--	11/10/2020	--	NS-SS		NS-SS		NS-SS		NS-SS		NS-SS		NS-SS		NS-SS		NS-SS	
	MW-30-032621	3/26/2021	µg/L	1	U	1	U	1	U	3	U	1	U	1	U	5	U	--	
	--	7/13/2021	--	NS-SS		NS-SS		NS-SS		NS-SS		NS-SS		NS-SS		NS-SS		NS-SS	
	--	11/17/2021	--	NS-SS		NS-SS		NS-SS		NS-SS		NS-SS		NS-SS		NS-SS		NS-SS	
	MW-30-030322	3/3/2022	µg/L	1	U	1	U	1	U	3	U	1	U	1	U	5	U	--	
	MW-30-031523	3/15/2023	µg/L	1	U	1	U	1	U	3	U	1	U	1	U	5	U	--	
	MW-30-030524	3/5/2024	µg/L	1	U	1	U	1	U	3	U	1	U	1	U	5	U	--	
MW-31	MW-31-051016	5/10/2016	µg/L	1	U	1	U	1	U	1	U	1	U	1	U	1	U	--	
	MW-31-112916	11/29/2016	µg/L	1	U	1	U	1	U	1	U	1	U	1	U	1	U	--	
	MW-31-050317	5/3/2017	µg/L	1	U	1	U	1	U	3	U	1	U	1	U	5	U	--	
	MW-31-062817	6/28/2017	µg/L	1	U	1	U	1	U	3	U	1	U	1	U	5	U	--	
	MW-31-071717	7/17/2017	µg/L	1	U	1	U	1	U	3	U	1	U	1	U	5	U	--	
	MW-31-080117	8/1/2017	µg/L	1	U	1	U	1	U	3	U	1	U	1	U	5	U	--	
	MW-31-090817	9/8/2017	µg/L	1	U	1	U	1	U	3	U	1	U	1	U	5	U	--	
	MW-31-100417	10/4/2017	µg/L	1	U	1	U	1	U	3	U	1	U	1	U	5	U	--	
	MW-31-110817	11/8/2017	µg/L	1	U	1	U	1	U	3	U	1	U	1	U	5	U	--	
	MW-31-120617	12/6/2017	µg/L	1	U	1	U	1	U	3	U	1	U	1	U	5	U	--	
	MW-31-010918	1/9/2018	µg/L	1	U	1	U	1	U	3	U	1	U	1	U	5	U	--	
	MW-31-020618	2/6/2018	µg/L	1	U	1	U	1	U	3	U	1	U	1	U	5	U	--	
	MW-31-030718	3/7/2018	µg/L	1	U	1	U	1	U	3	U	1	U	1	U	5	U	--	
	MW-31-040618	4/6/2018	µg/L	1	U	1	U	1	U	3	U	1	U	1	U	5	U	--	
	MW-31-050318	5/3/2018	µg/L	1	U	1	U	1	U	3	U	1	U	1	U	5	U	--	
	MW-31-060618	6/6/2018	µg/L	1	U	1	U	1	U	3	U	1	U	1	U	5	U	--	
	MW-31-071318	7/13/2018	µg/L	1	U	1	U	1	U	3	U	1	U	1	U	5	U	--	
	MW-31-091218	9/12/2018	µg/L	1	U	1	U	1	U	3	U	1	U	1	U	5	U	--	

Table 4B. Analytical Results for Groundwater, Historical

Products (SE) Pipe Line Corporation

Lewis Drive Remediation Site, Belton, South Carolina

Site ID #18693 "Kinder Morgan Belton Pipeline Release"

Location	Sample ID	Sample Date	Units	Analyte																	
				Benzene		Ethylbenzene		Toluene		Total Xylenes		1,2-DCA		MTBE		Naphthalene		EDB	
		RBSL[a]:		5.0		700		1,000		10,000		5.0		40		25		0.05	
	MW-31-120618	12/6/2018	µg/L	1	U	1	U	1	U	3	U	1	U	1	U	5	U	--	
	MW-31-030619	3/6/2019	µg/L	1	U	1	U	1	U	3	U	1	U	1	U	5	U	--	
	MW-31-060519	6/5/2019	µg/L	1	U	1	U	1	U	3	U	1	U	1	U	5	U	--	
	MW-31-091819	9/18/2019	µg/L	1	U	1	U	1	U	3	U	1	U	1	U	5	U	--	
	MW-31-121819	12/18/2019	µg/L	1	U	1	U	1	U	3	U	1	U	1	U	5	U	--	
	MW-31-031120	3/11/2020	µg/L	1	U	1	U	1	U	3	U	1	U	1	U	5	U	--	
	--	7/6/2020	--	NS-SS		NS-SS		NS-SS		NS-SS		NS-SS		NS-SS		NS-SS		NS-SS	
	--	11/10/2020	--	NS-SS		NS-SS		NS-SS		NS-SS		NS-SS		NS-SS		NS-SS		NS-SS	
	MW-31-032521	3/25/2021	µg/L	1	U	1	U	1	U	3	U	1	U	1	U	5	U	--	
	--	7/13/2021	--	NS-SS		NS-SS		NS-SS		NS-SS		NS-SS		NS-SS		NS-SS		NS-SS	
	--	11/17/2021	--	NS-SS		NS-SS		NS-SS		NS-SS		NS-SS		NS-SS		NS-SS		NS-SS	
	MW-31-030222	3/2/2022	µg/L	1	U	1	U	1	U	3	U	1	U	1	U	5	U	--	
	MW-31-031523	3/15/2023	µg/L	1	U	1	U	1	U	3	U	1	U	1	U	5	U	--	
	MW-31-030624	3/6/2024	µg/L	1	U	1	U	1	U	3	U	1	U	1	U	5	U	--	
MW-31B	MW-31B-051116	5/11/2016	µg/L	1	U	1	U	**2.7**		1	U	1	U	1	U	1	U	--	
	MW-31B-030222	3/2/2022	µg/L	1	U	1	U	1	U	3	U	1	U	1	U	5	U	--	
	MW-31B-031523	3/15/2023	µg/L	1	U	1	U	1	U	3	U	1	U	1	U	5	U	--	
	MW-31B-030624	3/6/2024	µg/L	1	U	1	U	1	U	3	U	1	U	1	U	5	U	--	
MW-32	MW-32-051016	5/10/2016	µg/L	1	U	1	U	1	U	1	U	1	U	1	U	1	U	--	
	MW-32-120616	12/6/2016	µg/L	1	U	1	U	1	U	1	U	1	U	1	U	1	U	--	
	MW-32-062917	6/29/2017	µg/L	1	U	1	U	1	U	3	U	1	U	1	U	5	U	--	
	MW-32-090817	9/8/2017	µg/L	1	U	1	U	1	U	3	U	1	U	1	U	5	U	--	
	MW-32-120717	12/7/2017	µg/L	1	U	1	U	1	U	3	U	1	U	1	U	5	U	--	
	MW-32-030718	3/7/2018	µg/L	1	U	1	U	1	U	3	U	1	U	1	U	5	U	--	
	MW-32-060618	6/6/2018	µg/L	1	U	1	U	1	U	3	U	1	U	1	U	5	U	--	
	MW-32-091218	9/12/2018	µg/L	1	U	1	U	1	U	3	U	1	U	1	U	5	U	--	
	MW-32-120618	12/6/2018	µg/L	1	U	1	U	1	U	3	U	1	U	1	U	5	U	--	
	MW-32-030719	3/7/2019	µg/L	1	U	1	U	1	U	3	U	1	U	1	U	5	U	--	
	MW-32-060419	6/4/2019	µg/L	1	U	1	U	1	U	3	U	1	U	1	U	5	U	--	
	MW-32-091819	9/18/2019	µg/L	1	U	1	U	1	U	3	U	1	U	1	U	5	U	--	
	MW-32-121819	12/18/2019	µg/L	1	U	1	U	1	U	3	U	1	U	1	U	5	U	--	
	MW-32-031320	3/13/2020	µg/L	1	U	1	U	1	U	3	U	1	U	1	U	5	U	--	
	MW-32-070720	7/7/2020	µg/L	1	U	1	U	1	U	3	U	1	U	1	U	5	U	--	
	MW-32-111220	11/12/2020	µg/L	1	U	1	U	1	U	3	U	1	U	1	U	5	U	--	
	MW-32-032621	3/26/2021	µg/L	1	U	1	U	1	U	3	U	1	U	1	U	5	U	--	
	MW-32-071321	7/13/2021	µg/L	1	U	1	U	1	U	3	U	1	U	1	U	5	U	--	
	MW-32-111821	11/18/2021	µg/L	1	U	1	U	1	UJ	3	U	1	U	1	U	5	U	--	
	MW-32-030222	3/2/2022	µg/L	1	U	1	U	1	U	3	U	1	U	1	U	5	U	--	

Table 4B. Analytical Results for Groundwater, Historical

Products (SE) Pipe Line Corporation

Lewis Drive Remediation Site, Belton, South Carolina

Site ID #18693 "Kinder Morgan Belton Pipeline Release"

Location	Sample ID	Sample Date	Units	Analyte																	
				Benzene		Ethylbenzene		Toluene		Total Xylenes		1,2-DCA		MTBE		Naphthalene		EDB	
		RBSL[a]:		5.0		700		1,000		10,000		5.0		40		25		0.05	
	MW-32-092122	9/21/2022	µg/L	1	U	1	U	1	U	3	U	1	U	1	U	5	U	--	
	MW-32-031523	3/15/2023	µg/L	1	U	1	U	1	U	3	U	1	U	1	U	5	U	--	
	MW-32-091323	9/13/2023	µg/L	1	U	1	U	1	U	3	U	1	U	1	U	5	UJ	--	
	MW-32-030624	3/6/2024	µg/L	1	U	1	U	1	U	3	U	1	U	1	U	5	U	--	
MW-33	MW-33-051016	5/10/2016	µg/L	1	U	1	U	1	U	1	U	1	U	1	U	1	U	--	
	MW-33-030122	3/1/2022	µg/L	1	U	1	U	1	U	3	U	1	U	1	U	5	U	--	
	MW-33-031523	3/15/2023	µg/L	1	U	1	U	1	U	3	U	1	U	1	U	5	U	--	
	MW-33-030624	3/6/2024	µg/L	1	U	1	U	1	U	3	U	1	U	1	U	5	U	--	
MW-33T	MW-33T-051016	5/10/2016	µg/L	1	U	1	U	1	U	1	U	1	U	1	U	1	U	--	
	MW-33T-120617	12/6/2017	µg/L	1	U	1	U	1	U	1	U	1	U	1	U	1	U	--	
	MW-33T-030718	3/7/2018	µg/L	1	U	1	U	1	U	3	U	1	U	1	U	5	U	--	
	MW-33T-060618	6/6/2018	µg/L	1	U	1	U	1	U	3	U	1	U	1	U	5	U	--	
	MW-33T-091218	9/12/2018	µg/L	1	U	1	U	1	U	3	U	1	U	1	U	5	U	--	
	MW-33T-120618	12/6/2018	µg/L	1	U	1	U	1	U	3	U	1	U	1	U	5	U	--	
	MW-33T-030619	3/6/2019	µg/L	1	U	1	U	1	U	3	U	1	U	1	U	5	U	--	
	MW-33T-060519	6/5/2019	µg/L	1	U	1	U	1	U	3	U	1	U	1	U	5	U	--	
	MW-33T-091819	9/18/2019	µg/L	1	U	1	U	1	U	3	U	1	U	1	U	5	U	--	
	MW-33T-121819	12/18/2019	µg/L	1	U	1	U	1	U	3	U	1	U	1	U	5	U	--	
	MW-33T-031120	3/11/2020	µg/L	1	U	1	U	1	U	3	U	1	U	1	U	5	U	--	
	MW-33T-070720	7/7/2020	µg/L	1	U	1	U	1	U	3	U	1	U	1	U	5	U	--	
	MW-33T-111220	11/12/2020	µg/L	1	U	1	U	1	U	3	U	1	U	1	U	5	U	--	
	MW-33T-032521	3/25/2021	µg/L	1	U	1	U	1	U	3	U	1	U	1	U	5	U	--	
	MW-33T-071421	7/14/2021	µg/L	1	U	1	U	1	U	3	U	1	U	1	U	5	U	--	
	MW-33T-111821	11/18/2021	µg/L	1	U	1	U	1	U	3	U	1	U	1	U	5	U	--	
	MW-33T-030222	3/2/2022	µg/L	1	U	1	U	1	U	3	U	1	U	1	U	5	U	--	
	MW-33T-092122	9/21/2022	µg/L	1	U	1	U	1	U	3	U	1	U	1	U	5	U	--	
	MW-33T-031523	3/15/2023	µg/L	1	U	1	U	1	U	3	U	1	U	1	U	5	U	--	
	MW-33T-091223	9/12/2023	µg/L	1	U	1	U	1	U	3	U	1	U	1	U	5	UJ	--	
	MW-33T-030624	3/6/2024	µg/L	1	U	1	U	1	U	3	U	1	U	1	U	5	U	--	
MW-34	MW-34-031517	3/15/2017	µg/L	**978**		**33**		**143**		**218**		10	U[b]	**157**		50	U[b]	--	
	MW-34-032017	3/20/2017	µg/L	**801**		10	U	**113**		**305**		10	U[b]	**149**		50	U[b]	--	
	MW-34-033117	3/31/2017	µg/L	**728**		10	U	**81.4**		**224**		10	U[b]	**152**		50	U[b]	--	
	MW-34-040617	4/6/2017	µg/L	**860**		**1.7**		**58.6**		**181**		1	U	**123**		5	U	--	
	MW-34-050317	5/3/2017	µg/L	**287**		**2.62**		**27.2**		**130**		1	U	**124**		5	U	--	
	MW-34-062817	6/28/2017	µg/L	**167**		**4.59**		**9.3**		**39.2**		1	U	**68.3**		5	U	--	
	MW-34-071717	7/17/2017	µg/L	**137**		**5.83**		**19.8**		**69.5**		1	U	**73.8**		5	U	--	
	MW-34-080117	8/1/2017	µg/L	**517**		10	U	**31.7**		**110**		10	U[b]	**98.3**		50	U[b]	--	
	MW-34-090817	9/8/2017	µg/L	**1430**		**6.01**		**98**		**264**		1	U	**191**		**7.33**		--	

Table 4B. Analytical Results for Groundwater, Historical

Products (SE) Pipe Line Corporation

Lewis Drive Remediation Site, Belton, South Carolina

Site ID #18693 "Kinder Morgan Belton Pipeline Release"

Location	Sample ID	Sample Date	Units	Analyte																	
				Benzene		Ethylbenzene		Toluene		Total Xylenes		1,2-DCA		MTBE		Naphthalene		EDB	
		RBSL[a]:		**5.0**		**700**		**1,000**		**10,000**		**5.0**		**40**		**25**		**0.05**	
	MW-34-100417	10/4/2017	µg/L	**919**		10	U	**36.8**		**157**		10	U[b]	**151**		50	U[b]	--	
	MW-34-110817	11/8/2017	µg/L	**338**		10	U	**15.3**		**140**		10	U[b]	**266**		50	U[b]	--	
	MW-34-120617	12/6/2017	µg/L	**169**		10	U	**29.7**		**69.9**		10	U[b]	**218**		50	U[b]	--	
	MW-34-010918	1/9/2018	µg/L	**147**		10	U	**13.1**		**79.8**		10	U[b]	**246**		50	U[b]	--	
	MW-34-020618	2/6/2018	µg/L	**249**		10	U	**19.2**		**88.3**		10	U[b]	**191**		50	U[b]	--	
	MW-34-030818	3/8/2018	µg/L	**696**		**7.35**		**51.6**		**180**		1	U	**229**		**5.84**		--	
	MW-34-040618	4/6/2018	µg/L	**619**		**2.22**		**31.9**		**150**		1	U	**281**		**7.77**		--	
	MW-34-050318	5/3/2018	µg/L	**342**		10	U	**18.1**		**99.7**		10	U[b]	**278**		50	U[b]	--	
	MW-34-060518	6/5/2018	µg/L	**63.1**		1	U	**3.28**		**19.2**		1	U	**247**		5	U	--	
	MW-34-071218	7/12/2018	µg/L	**186**		**2.41**		**9.34**		**33.7**		1	U	**153**		5	U	--	
	MW-34-080218	8/2/2018	µg/L	**414**		**5.27**		**32.6**		**53.6**		1	U	**147**		5	U	--	
	MW-34-091218	9/12/2018	µg/L	**21.8**		1	U	1	U	3	U	1	U	**209**		5	U	--	
	MW-34-110218	11/2/2018	µg/L	**75.1**		1	U	**1.53**		**8.16**		1	U	**302**		5	U	--	
	MW-34-120618	12/6/2018	µg/L	1	U	1	U	1	U	**6.63**		1	U	**271**		5	U	--	
	MW-34-022019	2/20/2019	µg/L	**124**		**1.13**		**3.82**		15	U	1	U	**303**		5	U	--	
	MW-34-030619	3/6/2019	µg/L	**42.4**		1	U	1	U	**5.32**		1	U	**242**		5	U	--	
	MW-34-051519	5/15/2019	µg/L	**162**		**2.18**		**2.63**		**14.9**		1	U	**163**		5	U	--	
	MW-34-060519	6/5/2019	µg/L	**36.6**		5	U	5	U	15	U	5	U[b]	**148**		25	U[b]	--	
	MW-34-082219	8/22/2019	µg/L	**102**		5	U	5	U	15	U	1	U	**207**		**5.05**		--	
	MW-34-091919	9/19/2019	µg/L	**12.9**		1	U	1	U	3	U	1	U	**109**		5	U	--	
	MW-34-110619	11/6/2019	µg/L	**85.5**		**1.44**		1	U	**13.9**		1	U	**169**		5	U	--	
	MW-34-122019	12/20/2019	µg/L	**157**		**1.73**		1	U	**21**		1	U	**173**		5	U	--	
	MW-34-021120	2/11/2020	µg/L	**5.41**		1	U	1	U	3	U	1	U	**157**		5	U	--	
	MW-34-031020	3/10/2020	µg/L	**1.54**		1	U	1	U	**3.06**		1	U	**167**		5	U	--	
	--	7/6/2020	--	NS-SS		NS-SS		NS-SS		NS-SS		NS-SS		NS-SS		NS-SS		NS-SS	
	--	11/10/2020	--	NS-SS		NS-SS		NS-SS		NS-SS		NS-SS		NS-SS		NS-SS		NS-SS	
	--	3/24/2021	--	No access. Water level too high.															
	--	7/13/2021	--	NS-SS		NS-SS		NS-SS		NS-SS		NS-SS		NS-SS		NS-SS		NS-SS	
	--	11/17/2021	--	NS-SS		NS-SS		NS-SS		NS-SS		NS-SS		NS-SS		NS-SS		NS-SS	
	MW-34-030222	3/2/2022	µg/L	**1.13**		1	U	1	U	**3.34**		1	U	**51.3**		5	U	--	
	MW-34-031523	3/15/2023	µg/L	1	U	1	U	1	U	3	U	1	U	**9.69**		5	U	--	
	MW-34-030624	3/6/2024	µg/L	1	U	1	U	1	U	3	U	1	U	**1.28**		5	U	--	
MW-35	MW-35-051016	5/10/2016	µg/L	1	U	1	U	1	U	1	U	1	U	1	U	1	U	--	
	MW-35-120116	12/1/2016	µg/L	1	U	1	U	1	U	1	U	1	U	1	U	1	U	--	
	MW-35-031417	3/14/2017	µg/L	1	U	1	U	1	U	3	U	1	U	1	U	5	U	--	
	MW-35-032017	3/20/2017	µg/L	1	U	1	U	1	U	3	U	1	U	1	U	5	U	--	
	MW-35-033117	3/31/2017	µg/L	1	U	1	U	1	U	3	U	1	U	1	U	5	U	--	
	MW-35-040617	4/6/2017	µg/L	1	U	1	U	1	U	3	U	1	U	1	U	5	U	--	

Table 4B. Analytical Results for Groundwater, Historical

Products (SE) Pipe Line Corporation

Lewis Drive Remediation Site, Belton, South Carolina

Site ID #18693 "Kinder Morgan Belton Pipeline Release"

Location	Sample ID	Sample Date	Units	Analyte																	
				Benzene		Ethylbenzene		Toluene		Total Xylenes		1,2-DCA		MTBE		Naphthalene		EDB	
		RBSL[a]:		**5.0**		**700**		**1,000**		**10,000**		**5.0**		**40**		**25**		**0.05**	
	MW-35-050317	5/3/2017	µg/L	1	U	1	U	1	U	3	U	1	U	1	U	5	U	--	
	MW-35-062817	6/28/2017	µg/L	1	U	1	U	1	U	3	U	1	U	1	U	5	U	--	
	MW-35-071717	7/17/2017	µg/L	1	U	1	U	1	U	3	U	1	U	1	U	5	U	--	
	MW-35-080117	8/1/2017	µg/L	1	U	1	U	1	U	3	U	1	U	1	U	5	U	--	
	MW-35-090817	9/8/2017	µg/L	1	U	1	U	1	U	3	U	1	U	1	U	5	U	--	
	MW-35-100417	10/4/2017	µg/L	1	U	1	U	1	U	3	U	1	U	1	U	5	U	--	
	MW-35-110817	11/8/2017	µg/L	1	U	1	U	1	U	3	U	1	U	1	U	5	U	--	
	MW-35-120617	12/6/2017	µg/L	1	U	1	U	1	U	3	U	1	U	1	U	5	U	--	
	MW-35-010918	1/9/2018	µg/L	1	U	1	U	1	U	3	U	1	U	1	U	5	U	--	
	MW-35-020618	2/6/2018	µg/L	1	U	1	U	1	U	3	U	1	U	1	U	5	U	--	
	MW-35-030818	3/8/2018	µg/L	1	U	1	U	1	U	3	U	1	U	1	U	5	U	--	
	MW-35-040618	4/6/2018	µg/L	1	U	1	U	1	U	3	U	1	U	1	U	5	U	--	
	MW-35-050318	5/3/2018	µg/L	1	U	1	U	1	U	3	U	1	U	1	U	5	U	--	
	MW-35-060618	6/6/2018	µg/L	1	U	1	U	1	U	3	U	1	U	1	U	5	U	--	
	MW-35-071218	7/12/2018	µg/L	1	U	1	U	1	U	3	U	1	U	1	U	5	U	--	
	MW-35-091118	9/11/2018	µg/L	1	U	1	U	1	U	3	U	1	U	1	U	5	U	--	
	MW-35-120518	12/5/2018	µg/L	1	U	1	U	1	U	3	U	1	U	1	U	5	U	--	
	MW-35-030619	3/6/2019	µg/L	1	U	1	U	1	U	3	U	1	U	1	U	5	U	--	
	MW-35-060519	6/5/2019	µg/L	1	U	1	U	**4.52**		3	U	1	U	1	U	5	U	--	
	MW-35-091719	9/17/2019	µg/L	1	U	1	U	1	U	3	U	1	U	1	U	5	U	--	
	MW-35-121719	12/17/2019	µg/L	1	U	1	U	1	U	3	U	1	U	1	U	5	U	--	
	MW-35-031020	3/10/2020	µg/L	1	U	1	U	1	U	3	U	1	U	1	U	5	U	--	
	MW-35-070820	7/8/2020	µg/L	1	U	1	U	1	U	3	U	1	U	1	U	5	U	--	
	MW-35-111220	11/12/2020	µg/L	1	U	1	U	1	U	3	U	1	U	1	U	5	U	--	
	MW-35-032521	3/25/2021	µg/L	1	U	1	U	1	U	3	U	1	U	1	U	5	U	--	
	MW-35-071421	7/14/2021	µg/L	1	U	1	U	1	U	3	U	1	U	1	U	5	U	--	
	MW-35-111821	11/18/2021	µg/L	1	U	1	U	1	U	3	U	1	U	1	U	5	U	--	
	MW-35-030122	3/1/2022	µg/L	1	U	1	U	1	U	3	U	1	U	1	U	5	U	--	
	MW-35-092122	9/21/2022	µg/L	1	U	1	U	1	U	3	U	1	U	1	U	5	U	--	
	MW-35-031423	3/14/2023	µg/L	1	U	1	U	1	U	3	U	1	U	1	U	5	U	--	
	MW-35-091323	9/13/2023	µg/L	1	U	1	U	1	U	3	U	1	U	1	U	5	U	--	
	MW-35-030624	3/6/2024	µg/L	1	U	1	U	1	U	3	U	1	U	1	U	5	U	--	
MW-36	MW-36-051116	5/11/2016	µg/L	1	U	1	U	1	U	1	U	1	U	1	U	1	U	--	
	MW-36-112916	11/29/2016	µg/L	**1.3**		1	U	**6.5**		**1.1**		1	U	1	U	1	U	--	
	MW-36-062917	6/29/2017	µg/L	**2.11**		1	U	**2.28**		3	U	1	U	1	U	5	U	--	
	MW-36-090817	9/8/2017	µg/L	**4.75**		1	U	**6.16**		**4.62**		1	U	1	U	5	U	--	
	MW-36-120717	12/7/2017	µg/L	**17.5**		1	U	**30.2**		**14.4**		1	U	1	U	5	U	--	
	MW-36-030718	3/7/2018	µg/L	**44.2**		10	U	**75.2**		**38.4**		10	U[b]	10	U	50	U[b]	--	

Table 4B. Analytical Results for Groundwater, Historical

Products (SE) Pipe Line Corporation

Lewis Drive Remediation Site, Belton, South Carolina

Site ID #18693 "Kinder Morgan Belton Pipeline Release"

Location	Sample ID	Sample Date	Units	Analyte																	
				Benzene		Ethylbenzene		Toluene		Total Xylenes		1,2-DCA		MTBE		Naphthalene		EDB	
		RBSL[a]:		**5.0**		**700**		**1,000**		**10,000**		**5.0**		**40**		**25**		**0.05**	
	MW-36-060718	6/7/2018	µg/L	**184**		1	U	**208**		**134**		1	U	**2.06**		5	U	--	
	MW-36-091318	9/13/2018	µg/L	**238**		1	U	**326**		**238**		1	U	1	U	5	U	--	
	MW-36-120618	12/6/2018	µg/L	**146**		1	U	**181**		**142**		1	U	1	U	5	U	--	
	MW-36-021919	2/19/2019	µg/L	**708**		1	U	**186**		**152**		1	U	1	U	5	U	--	
	MW-36-030719	3/7/2019	µg/L	**223**		1	U	**210**		**161**		1	U	**2.67**		5	U	--	
	MW-36-051519	5/15/2019	µg/L	**1160**		5	U	**78.4**		**482**		5	U[b]	**292**		**228**		--	
	MW-36-060419	6/4/2019	µg/L	**1100**		1	U	**48.1**		**428**		1	U	1	U	5	U	--	
	MW-36-081919	8/19/2019	µg/L	**484**		20	U	**27.5**		**197**		20	U[b]	20	U	100	U[b]	--	
	MW-36-091919	9/19/2019	µg/L	**360**		10	U	**46**		**188**		10	U[b]	10	U	50	U[b]	--	
	MW-36-110419	11/4/2019	µg/L	**172**		5	U	**39.7**		**78.7**		5	U[b]	5	U	25	U[b]	--	
	MW-36-121819	12/18/2019	µg/L	**185**		1	U	**66.2**		**78.2**		1	U	1	U	5	U	--	
	MW-36-021820	2/18/2020	µg/L	**301**		1	U	**200**		**240**		1	U	1	U	50	U[b]	--	
	MW-36-031320	3/13/2020	µg/L	**282**		1	U	**229**		**211**		1	U	1	U	5	U	--	
	MW-36-050620	5/6/2020	µg/L	**1.72**		1	U	1	U	3	U	1	U	1	U	5	U	--	
	MW-36-070920	7/9/2020	µg/L	**4.87**		1	U	**3.81**		**4.57**		1	U	**1.81**		5	U	--	
	MW-36-091520	9/15/2020	µg/L	10	U[b]	10	U	10	U	30	U	10	U[b]	10	U	50	U[b]	--	
	MW-36-111220	11/12/2020	µg/L	1	U	1	U	1	U	3	U	1	U	**2.68**		5	U	--	
	--	1/19/2021	--	No property access.															
	--	3/24/2021	--	No property access.															
	MW-36-051921	5/19/2021	µg/L	1	U	1	U	1	U	3	U	1	U	**1.94**		5	UJ	--	
	MW-36-071321	7/13/2021	µg/L	1	U	1	U	1	U	3	U	1	UJ	**2.06**		5	U	--	
	MW-36-091721	9/17/2021	µg/L	1	U	1	U	1	U	3	U	1	UJ	**2.05**		5	U	--	
	MW-36-111721	11/17/2021	µg/L	1	U	1	U	1	U	3	U	1	U	**1.52**		5	U	--	
	MW-36-030222	3/2/2022	µg/L	1	U	1	U	1	U	3	U	1	U	1	U	5	U	--	
	MW-36-061422	6/14/2022	µg/L	1	U	1	U	1	U	3	U	1	U	1	U	5	U	--	
	MW-36-092022	9/20/2022	µg/L	1	U	1	U	1	U	3	U	1	U	**1.14**		5	U	--	
	MW-36-121322	12/13/2022	µg/L	1	U	1	U	1	U	3	U	1	U	1	U	5	U	--	
	MW-36-031423	3/14/2023	µg/L	1	U	1	U	1	U	3	U	1	U	1	U	5	U	--	
	MW-36-061923	6/19/2023	µg/L	1	U	1	U	1	U	3	U	1	U	1	U	5	U	--	
	MW-36-091223	9/12/2023	µg/L	1	U	1	U	1	U	3	U	1	U	1	U	5	UJ	--	
	MW-36-121923	12/19/2023	µg/L	1	U	1	U	1	U	3	U	1	U	1	U	5	U	--	
	MW-36-030524	3/5/2024	µg/L	1	U	1	U	1	U	3	U	1	U	1	U	5	U	--	
	MW-36-061024	6/10/2024	µg/L	1	U	1	U	1	U	3	U	1	U	1	U	5	U	--	
MW-36B	MW-36B-051116	5/11/2016	µg/L	1	U	1	U	**7.2**		1	U	1	U	1	U	1	U	--	
	MW-36B-112916	11/29/2016	µg/L	1	U	1	U	**1.6**		1	U	1	U	1	U	1	U	--	
	MW-36B-062917	6/29/2017	µg/L	1	U	1	U	1	U	3	U	1	U	1	U	5	U	--	
	MW-36B-090817	9/8/2017	µg/L	1	U	1	U	1	U	3	U	1	U	1	U	5	U	--	
	MW-36B-120717	12/7/2017	µg/L	1	U	1	U	1	U	3	U	1	U	1	U	5	U	--	

Table 4B. Analytical Results for Groundwater, Historical

Products (SE) Pipe Line Corporation

Lewis Drive Remediation Site, Belton, South Carolina

Site ID #18693 "Kinder Morgan Belton Pipeline Release"

Location	Sample ID	Sample Date	Units	Analyte																	
				Benzene		Ethylbenzene		Toluene		Total Xylenes		1,2-DCA		MTBE		Naphthalene		EDB	
		RBSL[a]:		5.0		700		1,000		10,000		5.0		40		25		0.05	
	MW-36B-030718	3/7/2018	µg/L	1	U	1	U	1	U	3	U	1	U	1	U	5	U	--	
	7W-36B-060618	6/6/2018	µg/L	1	U	1	U	1	U	3	U	1	U	1	U	5	U	--	
	MW-36B-091318	9/13/2018	µg/L	1	U	1	U	1	U	3	U	1	U	1	U	5	U	--	
	MW-36B-120618	12/6/2018	µg/L	1	U	1	U	1	U	3	U	1	U	1	U	5	U	--	
	MW-36B-030719	3/7/2019	µg/L	1	U	1	U	1	U	3	U	1	U	1	U	5	U	--	
	MW-36B-060419	6/4/2019	µg/L	1	U	1	U	1	U	3	U	1	U	1	U	5	U	--	
	MW-36B-091919	9/19/2019	µg/L	1	U	1	U	1	U	3	U	1	U	1	U	5	U	--	
	MW-36B-121819	12/18/2019	µg/L	1	U	1	U	1	U	3	U	1	U	1	U	5	U	--	
	MW-36B-031320	3/13/2020	µg/L	1	U	1	U	1	U	3	U	1	U	1	U	5	U	--	
	MW-36B-070720	7/7/2020	µg/L	1	U	1	U	1	U	3	U	1	U	1	U	5	U	--	
	MW-36B-111220	11/12/2020	µg/L	1	U	1	U	1	U	3	U	1	U	1	U	5	U	--	
	--	3/24/2021	--	No property access.															
	MW-36B-071321	7/13/2021	µg/L	1	U	1	U	1	U	3	U	1	UJ	1	U	5	U	--	
	MW-36B-111721	11/17/2021	µg/L	1	U	1	U	1	U	3	U	1	U	1	U	5	U	--	
	MW-36B-030222	3/2/2022	µg/L	1	U	1	U	1	U	3	U	1	U	1	U	5	U	--	
	MW-36B-092022	9/20/2022	µg/L	1	U	1	U	1	U	3	U	1	U	1	U	5	U	--	
	MW-36B-031423	3/14/2023	µg/L	1	U	1	U	1	U	3	U	1	U	1	U	5	U	--	
	MW-36B-091223	9/12/2023	µg/L	1	U	1	U	1	U	3	U	1	U	1	U	5	UJ	--	
	MW-36B-030524	3/5/2024	µg/L	1	U	1	U	1	U	3	U	1	U	1	U	5	U	--	
MW-37	MW-37-113016	11/30/2016	µg/L	1	U	1	U	1	U	1	U	1	U	1	U	1	U	--	
	MW-37-062817	6/28/2017	µg/L	1	U	1	U	1	U	3	U	1	U	**1.44**		5	U	--	
	MW-37-090817	9/8/2017	µg/L	1	U	1	U	1	U	3	U	1	U	**1.5**		5	U	--	
	MW-37-120617	12/6/2017	µg/L	1	U	1	U	1	U	3	U	1	U	**2.93**		5	U	--	
	MW-37-030818	3/8/2018	µg/L	1	U	1	U	1	U	3	U	1	U	**3.71**		5	U	--	
	MW-37-060518	6/5/2018	µg/L	1	U	1	U	1	U	3	U	1	U	**5.06**		5	U	--	
	MW-37-091218	9/12/2018	µg/L	1	U	1	U	1	U	3	U	1	U	**4.3**		5	U	--	
	MW-37-120618	12/6/2018	µg/L	1	U	1	U	1	U	3	U	1	U	1	U	5	U	--	
	MW-37-021919	2/19/2019	µg/L	1	U	1	U	1	U	3	U	1	U	1	U	5	U	--	
	MW-37-030619	3/6/2019	µg/L	1	U	1	U	1	U	3	U	1	U	1	U	5	U	--	
	MW-37-051519	5/15/2019	µg/L	1	U	1	U	1	U	3	U	1	U	1	U	5	U	--	
	MW-37-060519	6/5/2019	µg/L	1	U	1	U	1	U	3	U	1	U	1	U	5	U	--	
	MW-37-071819	7/18/2019	µg/L	1	U	1	U	1	U	3	U	1	U	1	U	5	U	--	
	MW-37-082019	8/20/2019	µg/L	1	U	1	U	1	U	3	U	1	U	1	U	5	U	--	
	MW-37-091719	9/17/2019	µg/L	1	U	1	U	1	U	3	U	1	U	1	U	5	U	--	
	MW-37-110519	11/5/2019	µg/L	1	U	1	U	1	U	3	U	1	U	1	U	5	U	--	
	MW-37-121919	12/19/2019	µg/L	1	U	1	U	**3.03**		3	U	1	U	**1.66**		5	U	--	
	MW-37-021120	2/11/2020	µg/L	1	U	1	U	1	U	3	U	1	U	**2.89**		5	U	--	
	MW-37-031020	3/10/2020	µg/L	1	U	1	U	1	U	3	U	1	U	**2.85**		5	U	--	

Table 4B. Analytical Results for Groundwater, Historical

Products (SE) Pipe Line Corporation

Lewis Drive Remediation Site, Belton, South Carolina

Site ID #18693 "Kinder Morgan Belton Pipeline Release"

Location	Sample ID	Sample Date	Units	Analyte																	
				Benzene		Ethylbenzene		Toluene		Total Xylenes		1,2-DCA		MTBE		Naphthalene		EDB	
		RBSL[a]:		5.0		700		1,000		10,000		5.0		40		25		0.05	
	MW-37-050420	5/4/2020	µg/L	1	U	1	U	1	U	3	U	1	U	**1.17**		5	U	--	
	MW-37-072220	7/22/2020	µg/L	1	U	1	U	1	U	3	U	1	U	1	U	5	U	--	
	MW-37-091520	9/15/2020	µg/L	1	U	1	U	1	U	3	U	1	U	1	U	5	U	--	
	MW-37-111220	11/12/2020	µg/L	1	U	1	U	1	U	3	U	1	U	1	U	5	U	--	
	MW-37-012021	1/20/2021	µg/L	1	U	1	U	1	U	3	U	1	U	1	U	5	U	--	
	MW-37-032521	3/25/2021	µg/L	1	U	1	U	1	U	3	U	1	U	1	U	5	U	--	
	MW-37-051921	5/19/2021	µg/L	1	U	1	U	1	U	3	U	1	U	**2.09**		5	UJ	--	
	MW-37-071421	7/14/2021	µg/L	1	U	1	U	1	U	3	U	1	U	**1.89**		5	U	--	
	MW-37-091721	9/17/2021	µg/L	1	U	1	U	1	U	3	U	1	UJ	**5.55**		5	U	--	
	MW-37-111821	11/18/2021	µg/L	1	U	1	U	1	U	3	U	1	U	**8.79**		5	U	--	
	MW-37-030222	3/2/2022	µg/L	**1.49**		1	U	1	U	3	U	1	U	**9.56**		5	U	--	
	MW-37-061422	6/14/2022	µg/L	**5.89**		1	U	1	U	3	U	1	U	**7.43**		5	U	--	
	MW-37-092122	9/21/2022	µg/L	**1.12**		1	U	1	U	3	U	1	U	**8.31**		5	UJ	--	
	MW-37-121322	12/13/2022	µg/L	**2.78**		1	U	1	U	3	U	1	U	**7.61**		5	U	--	
	MW-37-031523	3/15/2023	µg/L	**71.4**		1	U	1	U	**4.38**		1	U	**27.9**		5	U	--	
	MW-37-062023	6/20/2023	µg/L	**153**	**J**	1	U	1	U	**10.9**	**J**	1	U	**40.3**		5	U	--	
	MW-37-091323	9/13/2023	µg/L	**3.68**	**J**	1	U	1	U	3	U	1	U	**19.4**		5	U	--	
	MW-37-111623	11/16/2023	µg/L	**28.9**		1	U	1	U	3	U	1	U	**12.1**		5	U	--	
	MW-37-122023	12/20/2023	µg/L	**4.49**	**J**	1	U	1	U	3	U	1	U	**2.93**	**J**	5	U	--	
	MW-37-030524	3/5/2024	µg/L	1	U	1	U	1	U	3	U	1	U	**3.06**		5	U	--	
	MW-37-061124	6/11/2024	µg/L	**57.1**		1	U	1	U	3	U	1	U	**17.4**		5	U	--	
MW-38	MW-38-113016	11/30/2016	µg/L	1	U	1	U	1	U	1	U	1	U	**5.5**		1	U	--	
	MW-38-031417	3/14/2017	µg/L	1	U	1	U	1	U	3	U	1	U	**9.14**		5	U	--	
	MW-38-032017	3/20/2017	µg/L	1	U	1	U	1	U	3	U	1	U	**7.55**		5	U	--	
	MW-38-033117	3/31/2017	µg/L	1	U	1	U	1	U	3	U	1	U	**10.2**		5	U	--	
	MW-38-040617	4/6/2017	µg/L	1	U	1	U	1	U	3	U	1	U	**8.06**		5	U	--	
	MW-38-050317	5/3/2017	µg/L	1	U	1	U	1	U	3	U	1	U	**9.08**		5	U	--	
	MW-38-062817	6/28/2017	µg/L	**9.71**		**1.17**		1	U	**6.63**		1	U	1	U	5	U	--	
	MW-38-071717	7/17/2017	µg/L	1	U	1	U	1	U	3	U	1	U	**8.59**		5	U	--	
	MW-38-080117	8/1/2017	µg/L	1	U	1	U	1	U	3	U	1	U	**7.25**		5	U	--	
	MW-38-090817	9/8/2017	µg/L	1	U	1	U	1	U	3	U	1	U	**12.9**		5	U	--	
	MW-38-100417	10/4/2017	µg/L	**1.75**		1	U	1	U	3	U	1	U	**11.2**		5	U	--	
	MW-38-110817	11/8/2017	µg/L	**4.48**		1	U	1	U	**12.4**		1	U	**29.2**		5	U	--	
	MW-38-120617	12/6/2017	µg/L	**102**		1	U	1	U	**86.1**		1	U	**38**		5	U	--	
	MW-38-010918	1/9/2018	µg/L	**311**		1	U	**2.31**		**158**		1	U	**49.4**		5	U	--	
	MW-38-020618	2/6/2018	µg/L	**389**		5	U	5	U	**208**		5	U[b]	**48.8**		25	U[b]	--	
	MW-38-030818	3/8/2018	µg/L	**364**		5	U	5	U	**202**		5	U[b]	**54.8**		25	U[b]	--	
	MW-38-040618	4/6/2018	µg/L	**347**		1	U	**2.95**		**221**		1	U	**68.8**		**10.4**		--	

Table 4B. Analytical Results for Groundwater, Historical

Products (SE) Pipe Line Corporation

Lewis Drive Remediation Site, Belton, South Carolina

Site ID #18693 "Kinder Morgan Belton Pipeline Release"

Location	Sample ID	Sample Date	Units	Analyte																	
				Benzene		Ethylbenzene		Toluene		Total Xylenes		1,2-DCA		MTBE		Naphthalene		EDB	
		RBSL[a]:		**5.0**		**700**		**1,000**		**10,000**		**5.0**		**40**		**25**		**0.05**	
	MW-38-050318	5/3/2018	µg/L	**378**		10	U	10	U	**212**		10	U[b]	**62.1**		50	U[b]	--	
	MW-38-060518	6/5/2018	µg/L	**373**		1	U	**2.49**		**222**		1	U	**75.5**		**9**		--	
	MW-38-071218	7/12/2018	µg/L	**268**		1	U	**1.27**		**138**		1	U	**52.5**		**7.26**		--	
	MW-38-091218	9/12/2018	µg/L	**157**		1	U	**1.19**		**66.5**		1	U	**38.8**		5	U	--	
	MW-38-120618	12/6/2018	µg/L	**412**		1	U	**1.9**		**236**		1	U	**89.7**		**13.7**		--	
	MW-38-021919	2/19/2019	µg/L	**887**		1	U	10	U	**331**		1	U	**87.1**		**14.3**		--	
	MW-38-030619	3/6/2019	µg/L	**849**		1	U	**2.55**		**278**		1	U	**96.7**		**18**		--	
	MW-38-051519	5/15/2019	µg/L	**614**		1	U	**1.42**		**178**		1	U	**95.6**		**10.1**		--	
	MW-38-060519	6/5/2019	µg/L	**950**		100	U	100	U	300	U	100	U[b]	**118**		500	U[b]	--	
	MW-38-071819	7/18/2019	µg/L	**1260**		1	U	**3.27**		**308**		1	U	**104**		**16.2**		--	
	MW-38-082019	8/20/2019	µg/L	**1030**		10	U	10	U	**279**		10	U[b]	**116**		50	U[b]	--	
	MW-38-091719	9/17/2019	µg/L	**40.2**		10	U	10	U	30	U	10	U[b]	**88.2**		50	U[b]	--	
	MW-38-110519	11/5/2019	µg/L	**7.33**		1	U	1	U	**7.01**		1	U	**64.4**		5	U	--	
	MW-38-121919	12/19/2019	µg/L	**2.19**		1	U	**1.52**		**5.85**		1	U	**80**		5	U	--	
	MW-38-021120	2/11/2020	µg/L	**114**		1	U	1	U	**66.3**		1	U	**123**		5	U	--	
	MW-38-031020	3/10/2020	µg/L	**411**		**1.37**		**2.68**		**172**		1	U	**144**		5	U	--	
	MW-38-050420	5/4/2020	µg/L	**858**		10	U	10	U	**178**		10	U[b]	**128**		50	U[b]	--	
	MW-38-072220	7/22/2020	µg/L	**3610**		20	U	20	U	**620**		20	U[b]	**302**		100	U[b]	--	
	MW-38-091520	9/15/2020	µg/L	5	U[b]	5	U	5	U	15	U	5	U[b]	**110**		25	U[b]	--	
	MW-38-111220	11/12/2020	µg/L	**1690**		20	U	20	U	**305**		20	U[b]	**200**		100	U[b]	--	
	MW-38-012021	1/20/2021	µg/L	**1200**		**4.22**		**10.2**		**219**		1	U	**193**		**52**		--	
	MW-38-032521	3/25/2021	µg/L	**1660**		**2.5**		**7.43**		**186**		1	U	**144**		**30.3**		--	
	MW-38-051921	5/19/2021	µg/L	**3230**		**2.26**		**5.73**		**170**		1	U	**168**		**26.7**	**J**	--	
	MW-38-071421	7/14/2021	µg/L	**213**		5	U	5	U	**25.8**		5	U[b]	**82.3**		25	U[b]	--	
	MW-38-091721	9/17/2021	µg/L	**1110**		5	U	**5.06**		**122**		5	U[b]	**165**		25	U[b]	--	
	MW-38-111821	11/18/2021	µg/L	**1190**		50	U	50	U	150	U	50	U[b]	**171**		250	U[b]	--	
	MW-38-030222	3/2/2022	µg/L	**1280**		50	U	50	U	150	U	50	U[b]	**130**		250	U[b]	--	
	MW-38-061422	6/14/2022	µg/L	**1210**		50	U	50	U	150	U	50	U[b]	**73.5**		250	U[b]	--	
	MW-38-092122	9/21/2022	µg/L	**244**		1	U	1	U	**6.04**		1	U	**53.9**		**5.1**	**J**	--	
	MW-38-121322	12/13/2022	µg/L	**38.7**		10	U	10	U	30	U	10	U[b]	**47.4**		50	U[b]	--	
	MW-38-031523	3/15/2023	µg/L	**3.25**		1	U	1	U	3	U	1	U	**29.2**		5	U	--	
	MW-38-062023	6/20/2023	µg/L	1	U	1	U	1	U	3	U	1	U	**14.1**		5	U	--	
	MW-38-091323	9/13/2023	µg/L	1	U	1	U	1	U	3	U	1	U	**4.27**		5	U	--	
	MW-38-111623	11/16/2023	µg/L	1	U	1	U	1	U	3	U	1	U	**1.55**		5	U	--	
	MW-38-122023	12/20/2023	µg/L	1	U	1	U	1	U	3	U	1	U	1	U	5	U	--	
	MW-38-030524	3/5/2024	µg/L	1	U	1	U	1	U	3	U	1	U	**1.52**		5	U	--	
	MW-38-061124	6/11/2024	µg/L	1	U	1	U	1	U	3	U	1	U	1	U	5	U	--	

Table 4B. Analytical Results for Groundwater, Historical

Products (SE) Pipe Line Corporation

Lewis Drive Remediation Site, Belton, South Carolina

Site ID #18693 "Kinder Morgan Belton Pipeline Release"

Location	Sample ID	Sample Date	Units	Analyte																	
				Benzene		Ethylbenzene		Toluene		Total Xylenes		1,2-DCA		MTBE		Naphthalene		EDB	
		RBSL[a]:		**5.0**		**700**		**1,000**		**10,000**		**5.0**		**40**		**25**		**0.05**	
MW-38B	MW-38B-050420	5/4/2020	µg/L	**1030**		**2.2**		**5.88**		**249**		1	U	**122**		**11.3**		--	
	MW-38B-070820	7/8/2020	µg/L	**2580**		20	U	20	U	**355**		20	U[b]	**181**		100	U[b]	--	
	MW-38B-091520	9/15/2020	µg/L	**3680**		20	U	20	U	**467**		20	U[b]	**207**		100	U[b]	--	
	MW-38B-111220	11/12/2020	µg/L	**2770**		20	U	20	U	**408**		20	U[b]	**222**		100	U[b]	--	
	MW-38B-012021	1/20/2021	µg/L	**1930**		**6.73**		**16.2**		**365**		1	U	**193**		**72.9**		--	
	MW-38B-032521	3/25/2021	µg/L	**2260**		**6.07**		**13.7**		**693**		1	U	**161**		**59.3**		--	
	MW-38B-051921	5/19/2021	µg/L	**3370**		200	U	200	U	600	U	200	U[b]	200	U[b]	1000	UJ[b]	--	
	MW-38B-071421	7/14/2021	µg/L	**2550**		50	U	50	U	**182**		50	U[b]	**160**		250	U[b]	--	
	MW-38B-091721	9/17/2021	µg/L	**2960**		50	U	50	U	**189**		50	U[b]	**193**		250	U[b]	--	
	MW-38B-111821	11/18/2021	µg/L	**3380**		50	U	50	U	**192**		50	U[b]	**187**		250	U[b]	--	
	MW-38B-030222	3/2/2022	µg/L	**2790**		50	U	50	U	150	U	50	U[b]	**134**		250	U[b]	--	
	MW-38B-061422	6/14/2022	µg/L	**3040**		50	U	50	U	150	U	50	U[b]	**125**		250	U[b]	--	
	MW-38B-092122	9/21/2022	µg/L	**246**		1	U	**1.25**		**7.55**		1	U	**120**		5	UJ	--	
	MW-38B-121322	12/13/2022	µg/L	20	U[b]	20	U	20	U	60	U	20	U[b]	**71.2**		100	U[b]	--	
	MW-38B-031523	3/15/2023	µg/L	**1.85**		1	U	1	U	3	U	1	U	**54.1**		5	U	--	
	MW-38B-062023	6/20/2023	µg/L	**21.0**		1	U	1	U	3	U	1	U	**58.5**		5	U	--	
	MW-38B-091323	9/13/2023	µg/L	**81.3**		1	U	1	U	3	U	1	U	**60.3**		5	U	--	
	MW-38B-121923	12/19/2023	µg/L	**58.1**		1	U	1	U	3	U	1	U	**64.8**	**J**	5	U	--	
	MW-38B-030624	3/6/2024	µg/L	**10.8**		1	U	1	U	3	U	1	U	**48.7**		5	U	--	
	MW-38B-061024	6/10/2024	µg/L	**1.55**	**J**	1	U	1	U	3	U	1	U	**24.5**	**J**	5	U	--	
MW-39	MW-39-120716	12/7/2016	µg/L	**6320**		**682**		**1290**		**3650**		50	U[b]	**311**		**86**		--	
	MW-39-031417	3/14/2017	µg/L	**6370**		**431**		**2200**		**3700**		10	U[b]	**199**		**117**		--	
	MW-39-032017	3/20/2017	µg/L	**7340**		**704**		**2990**		**4050**		100	U[b]	**248**		500	U[b]	--	
	MW-39-033117	3/31/2017	µg/L	**7540**		**899**		**3140**		**4400**		50	U[b]	**272**		250	U[b]	--	
	MW-39-040617	4/6/2017	µg/L	**6180**		**754**		**3280**		**3860**		50	U[b]	**257**		250	U[b]	--	
	MW-39-062817	6/28/2017	µg/L	**5470**		**57.7**		**3360**		**3900**		20	U[b]	**239**		100	U[b]	--	
	MW-39-071717	7/17/2017	µg/L	**4690**		100	U	**3760**		**4580**		100	U[b]	**344**		500	U[b]	--	
	MW-39-080117	8/1/2017	µg/L	**4630**		100	U	**2880**		**4740**		100	U[b]	**348**		500	U[b]	--	
	MW-39-090817	9/8/2017	µg/L	**3380**		**10.7**		**1040**		**2740**		1	U	**376**		**15.6**		--	
	MW-39-100417	10/4/2017	µg/L	**1560**		50	U	**365**		**1350**		50	U[b]	**305**		250	U[b]	--	
	MW-39-110817	11/8/2017	µg/L	**878**		50	U	**123**		**368**		50	U[b]	**442**		250	U[b]	--	
	MW-39-120617	12/6/2017	µg/L	**345**		50	U	**68.5**		**150**		50	U[b]	**355**		250	U[b]	--	
	MW-39-010918	1/9/2018	µg/L	**23.8**		5	U	5	U	15	U	5	U[b]	**370**		25	U[b]	--	
	MW-39-020618	2/6/2018	µg/L	**46.9**		5	U	5	U	15	U	5	U[b]	**263**		25	U[b]	--	
	MW-39-030818	3/8/2018	µg/L	1	U	1	U	1	U	3	U	1	U	**304**		5	U	--	
	MW-39-040618	4/6/2018	µg/L	**1**		1	U	1	U	3	U	1	U	**297**		5	U	--	
	MW-39-050318	5/3/2018	µg/L	10	U[b]	10	U	10	U	30	U	10	U[b]	**287**		50	U[b]	--	
	MW-39-060518	6/5/2018	µg/L	1	U	1	U	1	U	3	U	1	U	**322**		5	U	--	

Table 4B. Analytical Results for Groundwater, Historical

Products (SE) Pipe Line Corporation

Lewis Drive Remediation Site, Belton, South Carolina

Site ID #18693 "Kinder Morgan Belton Pipeline Release"

Location	Sample ID	Sample Date	Units	Analyte																	
				Benzene		Ethylbenzene		Toluene		Total Xylenes		1,2-DCA		MTBE		Naphthalene		EDB	
		RBSL[a]:		**5.0**		**700**		**1,000**		**10,000**		**5.0**		**40**		**25**		**0.05**	
	MW-39-071218	7/12/2018	µg/L	**1**		1	U	1	U	3	U	1	U	**244**		5	U	--	
	MW-39-091218	9/12/2018	µg/L	1	U	1	U	1	U	3	U	1	U	**176**		5	U	--	
	MW-39-120618	12/6/2018	µg/L	**30.6**		1	U	**7.49**		**29.3**		1	U	**156**		5	U	--	
	MW-39-021919	2/19/2019	µg/L	1	U	1	U	1	U	3	U	1	U	**53.8**		5	U	--	
	MW-39-030619	3/6/2019	µg/L	**1.91**		1	U	**1.01**		3	U	1	U	**61**		5	U	--	
	MW-39-051519	5/15/2019	µg/L	1	U	1	U	1	U	3	U	1	U	**89.4**		5	U	--	
	MW-39-060519	6/5/2019	µg/L	1	U	1	U	1	U	3	U	1	U	**156**		5	U	--	
	MW-39-081919	8/19/2019	µg/L	**10.9**		1	U	1	U	**5.35**		1	U	**162**		5	U	--	
	MW-39-091919	9/19/2019	µg/L	**1.67**		1	U	1	U	3	U	1	U	**121**		5	U	--	
	MW-39-110419	11/4/2019	µg/L	**14.3**		1	U	1	U	**7.75**		1	U	**114**		5	U	--	
	MW-39-121819	12/18/2019	µg/L	**8.47**		1	U	1	U	**7.49**		1	U	**114**		5	U	--	
	MW-39-021120	2/11/2020	µg/L	**2.28**		1	U	1	U	**5.04**		1	U	**123**		5	U	--	
	MW-39-031020	3/10/2020	µg/L	1	U	1	U	1	U	3	U	1	U	**124**		5	U	--	
	MW-39-050420	5/4/2020	--	NS		NS		NS		NS		NS		NS		NS		NS	
	MW-39-070820	7/8/2020	µg/L	**3.38**		1	U	1	U	3	U	1	U	**87**		5	U	--	
	MW-39-091520	9/15/2020	µg/L	**3.01**		1	U	1	U	3	U	1	U	**96.8**		5	U	--	
	MW-39-111220	11/12/2020	µg/L	1	U	1	U	1	U	**3.6**		1	U	**123**		5	U	--	
	MW-39-012021	1/20/2021	µg/L	**853**		**23.1**		**48.8**		**194**		1	U	**90.1**		5	U	--	
	MW-39-032521	3/25/2021	µg/L	**117**		5	U	**6.16**		**21.3**		5	U[b]	**72.5**		25	U[b]	--	
	MW-39-051921	5/19/2021	µg/L	**266**		5	U	5	U	15	U	5	U[b]	**75.8**		**25**		--	
	MW-39-071421	7/14/2021	µg/L	5	U[b]	5	U	5	U	15	U	5	U[b]	**57.7**		25	U[b]	--	
	MW-39-091721	9/17/2021	µg/L	**1.27**		1	U	1	U	3	U	1	U	**76.1**		5	U	--	
	MW-39-111821	11/18/2021	µg/L	1	U	1	U	1	U	3	U	1	U	**77.2**		5	U	--	
	MW-39-030222	3/2/2022	µg/L	1	U	1	U	1	U	3	U	1	U	**54.7**		5	U	--	
	MW-39-061422	6/14/2022	µg/L	1	U	1	U	1	U	3	U	1	U	**14.3**		5	U	--	
	MW-39-092122	9/21/2022	µg/L	**1.72**		1	U	1	U	3	U	1	U	**5.69**		5	U	--	
	MW-39-121322	12/13/2022	µg/L	1	U	1	U	1	U	3	U	1	U	1	U	5	U	--	
	MW-39-031523	3/15/2023	µg/L	1	U	1	U	1	U	3	U	1	U	1	U	5	U	--	
	MW-39-062023	6/20/2023	µg/L	1	U	1	U	1	U	3	U	1	U	1	U	5	U	--	
	MW-39-091323	9/13/2023	µg/L	1	U	1	U	1	U	3	U	1	U	1	U	5	U	--	
	MW-39-121923	12/19/2023	µg/L	1	U	1	U	1	U	3	U	1	U	1	U	5	U	--	
	MW-39-030624	3/6/2024	µg/L	1	U	1	U	1	U	3	U	1	U	1	U	5	U	--	
	MW-39-061024	6/10/2024	µg/L	1	U	1	U	1	U	3	U	1	U	1	U	5	U	--	
MW-40	MW-40-120716	12/7/2016	µg/L	**6730**		**588**		**7460**		**3390**		50	U[b]	**373**		**64.8**		--	
	MW-40-031417	3/14/2017	µg/L	**11600**		**1280**		**16100**		**7260**		50	U[b]	**691**		250	U[b]	--	
	MW-40-032017	3/20/2017	µg/L	**12300**		**1330**		**19600**		**7500**		200	U[b]	**654**		1000	U[b]	--	
	MW-40-033117	3/31/2017	µg/L	**13300**		**1500**		**19500**		**8070**		100	U[b]	**727**		500	U[b]	--	
	MW-40-040617	4/6/2017	µg/L	**10400**		**1180**		**16200**		**6570**		200	U[b]	**650**		1000	U[b]	--	

Table 4B. Analytical Results for Groundwater, Historical

Products (SE) Pipe Line Corporation

Lewis Drive Remediation Site, Belton, South Carolina

Site ID #18693 "Kinder Morgan Belton Pipeline Release"

Location	Sample ID	Sample Date	Units	Analyte																	
				Benzene		Ethylbenzene		Toluene		Total Xylenes		1,2-DCA		MTBE		Naphthalene		EDB	
		RBSL[a]:		**5.0**		**700**		**1,000**		**10,000**		**5.0**		**40**		**25**		**0.05**	
	MW-40-062817	6/28/2017	µg/L	**9250**		**1030**		**19200**		**6540**		500	U[b]	**590**		2500	U[b]	--	
	MW-40-071717	7/17/2017	µg/L	**11400**		**1210**		**25300**		**7430**		500	U[b]	**727**		2500	U[b]	--	
	MW-40-080117	8/1/2017	µg/L	**12000**		**1120**		**23200**		**8070**		500	U[b]	**631**		2500	U[b]	--	
	MW-40-090817	9/8/2017	µg/L	**14300**		**1250**		**28700**		**9250**		20	U[b]	**716**		**219**		--	
	MW-40-100417	10/4/2017	µg/L	**13800**		1000	U[b]	**28800**		**9530**		1000	U[b]	1000	U[b]	5000	U[b]	--	
	MW-40-110817	11/8/2017	µg/L	**13500**		1000	U[b]	**23000**		**9290**		1000	U[b]	1000	U[b]	5000	U[b]	--	
	MW-40-120617	12/6/2017	µg/L	**14300**		1000	U[b]	**22300**		**10100**		1000	U[b]	1000	U[b]	5000	U[b]	--	
	MW-40-010918	1/9/2018	µg/L	**12400**		**773**		**22300**		**10200**		200	U[b]	**497**		1000	U[b]	--	
	MW-40-020618	2/6/2018	µg/L	**11100**		**777**		**20300**		**9350**		200	U[b]	**373**		1000	U[b]	--	
	MW-40-030818	3/8/2018	µg/L	**8450**		**498**		**14500**		**7580**		50	U[b]	**337**		250	U[b]	--	
	MW-40-040618	4/6/2018	µg/L	**6710**		**212**		**8350**		**5460**		100	U[b]	**423**		500	U[b]	--	
	MW-40-050318	5/3/2018	µg/L	**2890**		100	U	**3490**		**3350**		100	U[b]	**288**		500	U[b]	--	
	MW-40-060518	6/5/2018	µg/L	**472**		**16.8**		**514**		**1490**		1	U	**255**		**20.4**		--	
	MW-40-071218	7/12/2018	µg/L	**148**		**6.85**		**28.7**		**197**		1	U	**152**		**8.62**		--	
	MW-40-080218	8/2/2018	µg/L	**123**		**4.46**		**9.67**		**93.2**		1	U	**183**		5	U	--	
	MW-40-091218	9/12/2018	µg/L	**28.2**		**1.67**		**15.3**		**14**		1	U	**112**		5	U	--	
	MW-40-110218	11/2/2018	µg/L	**6.4**		1	U	**2.05**		3	U	1	U	**76.7**		5	U	--	
	MW-40-120618	12/6/2018	µg/L	1	U	1	U	1	U	3	U	1	U	**36.2**		5	U	--	
	MW-40-022019	2/20/2019	µg/L	**2.68**		1	U	1	U	3	U	1	U	**7.34**		5	U	--	
	MW-40-030619	3/6/2019	µg/L	1	U	1	U	1	U	3	U	1	U	**3.73**		5	U	--	
	MW-40-051419	5/14/2019	µg/L	1	U	1	U	1	U	3	U	1	U	**2.12**		5	U	--	
	MW-40-060519	6/5/2019	µg/L	1	U	1	U	1	U	3	U	1	U	**1.81**		5	U	--	
	MW-40-082119	8/21/2019	µg/L	**2.56**		1	U	1	U	3	U	1	U	1	U	5	U	--	
	MW-40-091919	9/19/2019	µg/L	**4.5**		1	U	**3.17**		3	U	1	U	1	U	5	U	--	
	MW-40-110619	11/6/2019	µg/L	**10.1**		1	U	**13.1**		**21.4**		1	U	**2.67**		5	U	--	
	MW-40-121919	12/19/2019	µg/L	**86.1**		**6.09**		**86.2**		**127**		1	U	**12.6**		5	U	--	
	MW-40-021120	2/11/2020	µg/L	**125**		**1.1**		**38.7**		**78.1**		1	U	**19.2**		5	U	--	
	MW-40-031020	3/10/2020	µg/L	**195**		**2.92**		**53**		**102**		1	U	**29.9**		5	U	--	
	MW-40-050420	5/4/2020	--	NS		NS		NS		NS		NS		NS		NS		NS	
	MW-40-070920	7/9/2020	µg/L	**1.24**		1	U	1	U	3	U	1	U	**17.2**		5	U	--	
	MW-40-091620	9/16/2020	µg/L	1	U	1	U	1	U	3	U	1	U	**25**		5	U	--	
	MW-40-111220	11/12/2020	µg/L	1	U	1	U	1	U	3	U	1	U	**37.9**		5	U	--	
	MW-40-012021	1/20/2021	µg/L	1	U	1	U	1	U	3	U	1	U	**17.3**		5	U	--	
	MW-40-032421	3/24/2021	µg/L	1	U	1	U	1	U	3	U	1	U	**8.88**		5	U	--	
	--	5/19/2021	--	No access. Water level too high.															
	MW-40-071421	7/14/2021	µg/L	1	U	1	U	1	U	3	U	1	U	**11.7**		5	U	--	
	--	9/17/2021	--	No access. Water level too high.															
	MW-40-111721	11/17/2021	µg/L	1	U	1	U	1	U	3	U	1	U	**5.83**		5	U	--	

Table 4B. Analytical Results for Groundwater, Historical

Products (SE) Pipe Line Corporation

Lewis Drive Remediation Site, Belton, South Carolina

Site ID #18693 "Kinder Morgan Belton Pipeline Release"

Location	Sample ID	Sample Date	Units	Analyte																	
				Benzene		Ethylbenzene		Toluene		Total Xylenes		1,2-DCA		MTBE		Naphthalene		EDB	
		RBSL[a]:		**5.0**		**700**		**1,000**		**10,000**		**5.0**		**40**		**25**		**0.05**	
	MW-40-030122	3/1/2022	µg/L	1	U	1	U	1	U	3	U	1	U	**2.19**		5	U	--	
	MW-40-061422	6/14/2022	µg/L	1	U	1	U	1	U	3	U	1	U	**3.52**		5	U	--	
	MW-40-092122	9/21/2022	µg/L	1	U	1	U	1	U	3	U	1	U	**1.61**		5	U	--	
	MW-40-121322	12/13/2022	µg/L	1	U	1	U	1	U	3	U	1	U	1	U	5	U	--	
	MW-40-031523	3/15/2023	µg/L	1	U	1	U	1	U	3	U	1	U	**3.37**		5	U	--	
	MW-40-062023	6/20/2023	µg/L	1	U	1	U	1	U	3	U	1	U	**1.60**		5	U	--	
	MW-40-091323	9/13/2023	µg/L	1	U	1	U	1	U	3	U	1	U	1	U	5	U	--	
	MW-40-121923	12/19/2023	µg/L	1	U	1	U	1	U	3	U	1	U	1	U	5	U	--	
	MW-40-030624	3/6/2024	µg/L	1	U	1	U	1	U	3	U	1	U	1	U	5	U	--	
	MW-40-061024	6/10/2024	µg/L	1	U	1	U	1	U	3	U	1	U	1	U	5	U	--	
MW-41	MW-41-120716	12/7/2016	µg/L	**212**		2	U	2	U	**155**		2	U	**6.7**		**5.6**		--	
	MW-41-031417	3/14/2017	µg/L	**469**		**1.78**		1	U	**275**		1	U	**4.34**		**18.1**		--	
	MW-41-032017	3/20/2017	µg/L	**424**		**2.62**		1	U	**342**		1	U	1	U	**16.9**		--	
	MW-41-033117	3/31/2017	µg/L	**449**		5	U	5	U	**343**		5	U[b]	5	U	25	U[b]	--	
	MW-41-040617	4/6/2017	µg/L	**470**		**2.06**		1	U	**258**		1	U	**3.84**		**10.6**		--	
	MW-41-062817	6/28/2017	µg/L	**292**		**8.83**		**2.09**		**271**		1	U	**3.36**		**13.3**		--	
	MW-41-071717	7/17/2017	µg/L	**487**		**15.8**		**3.09**		**366**		1	U	**3.62**		**27.9**		--	
	MW-41-080117	8/1/2017	µg/L	**371**		10	U	10	U	**260**		10	U[b]	10	U	50	U[b]	--	
	MW-41-090817	9/8/2017	µg/L	**189**		**1.51**		1	U	**90**		1	U	**3.74**		5	U	--	
	MW-41-100417	10/4/2017	µg/L	**93.5**		1	U	1	U	**59.9**		1	U	**1.84**		5	U	--	
	MW-41-110817	11/8/2017	µg/L	**99.6**		1	U	1	U	**56.6**		1	U	**2.46**		**5.68**		--	
	MW-41-120617	12/6/2017	µg/L	**27.6**		1	U	1	U	**11.1**		1	U	**1.62**		5	U	--	
	MW-41-010918	1/9/2018	µg/L	**2.06**		1	U	1	U	3	U	1	U	**1.43**		5	U	--	
	MW-41-020618	2/6/2018	µg/L	1	U	1	U	1	U	3	U	1	U	1	U	5	U	--	
	MW-41-030818	3/8/2018	µg/L	1	U	1	U	1	U	3	U	1	U	1	U	5	U	--	
	MW-41-040618	4/6/2018	µg/L	1	U	1	U	1	U	3	U	1	U	1	U	5	U	--	
	MW-41-050318	5/3/2018	µg/L	1	U	1	U	1	U	3	U	1	U	1	U	5	U	--	
	MW-41-060518	6/5/2018	µg/L	1	U	1	U	1	U	3	U	1	U	1	U	5	U	--	
	MW-41-071218	7/12/2018	µg/L	1	U	1	U	1	U	3	U	1	U	1	U	5	U	--	
	MW-41-091218	9/12/2018	µg/L	1	U	1	U	1	U	3	U	1	U	1	U	5	U	--	
	MW-41-120618	12/6/2018	µg/L	1	U	1	U	1	U	3	U	1	U	1	U	5	U	--	
	MW-41-021919	2/19/2019	µg/L	1	U	1	U	1	U	3	U	1	U	1	U	5	U	--	
	MW-41-030619	3/6/2019	µg/L	1	U	1	U	1	U	3	U	1	U	1	U	5	U	--	
	MW-41-051519	5/15/2019	µg/L	1	U	1	U	1	U	3	U	1	U	1	U	5	U	--	
	MW-41-060519	6/5/2019	µg/L	1	U	1	U	1	U	3	U	1	U	1	U	5	U	--	
	MW-41-081919	8/19/2019	µg/L	1	U	1	U	1	U	3	U	1	U	1	U	5	U	--	
	MW-41-091919	9/19/2019	µg/L	1	U	1	U	1	U	3	U	1	U	1	U	5	U	--	
	MW-41-110419	11/4/2019	µg/L	1	U	1	U	1	U	3	U	1	U	1	U	5	U	--	

Table 4B. Analytical Results for Groundwater, Historical

Products (SE) Pipe Line Corporation

Lewis Drive Remediation Site, Belton, South Carolina

Site ID #18693 "Kinder Morgan Belton Pipeline Release"

Location	Sample ID	Sample Date	Units	Analyte																	
				Benzene		Ethylbenzene		Toluene		Total Xylenes		1,2-DCA		MTBE		Naphthalene		EDB	
		RBSL[a]:		**5.0**		**700**		**1,000**		**10,000**		**5.0**		**40**		**25**		**0.05**	
	MW-41-121819	12/18/2019	µg/L	1	U	1	U	1	U	3	U	1	U	1	U	5	U	--	
	MW-41-021120	2/11/2020	µg/L	1	U	1	U	1	U	3	U	1	U	1	U	5	U	--	
	MW-41-031020	3/10/2020	µg/L	1	U	1	U	1	U	3	U	1	U	1	U	5	U	--	
	--	5/4/2020	--	NS		NS		NS		NS		NS		NS		NS		NS	
	MW-41-070820	7/8/2020	µg/L	1	U	1	U	1	U	3	U	1	U	1	U	5	U	--	
	MW-41-091520	9/15/2020	µg/L	1	U	1	U	1	U	3	U	1	U	1	U	5	U	--	
	MW-41-111220	11/12/2020	µg/L	1	U	1	U	1	U	3	U	1	U	1	U	5	U	--	
	MW-41-012021	1/20/2021	µg/L	1	U	1	U	1	U	3	U	1	U	1	U	5	U	--	
	MW-41-032521	3/25/2021	µg/L	1	U	1	U	1	U	3	U	1	U	1	U	5	U	--	
	MW-41-051921	5/19/2021	µg/L	1	U	1	U	1	U	3	U	1	U	1	U	**5**		--	
	MW-41-071421	7/14/2021	µg/L	1	U	1	U	1	U	3	U	1	U	1	U	5	U	--	
	MW-41-091721	9/17/2021	µg/L	1	U	1	U	1	U	3	U	1	UJ	1	U	5	U	--	
	MW-41-111721	11/17/2021	µg/L	1	U	1	U	1	U	3	U	1	U	1	U	5	U	--	
	MW-41-030222	3/2/2022	µg/L	1	U	1	U	1	U	3	U	1	U	1	U	5	U	--	
	MW-41-061422	6/14/2022	µg/L	1	U	1	U	1	U	3	U	1	U	1	U	5	U	--	
	MW-41-092122	9/21/2022	µg/L	1	U	1	U	1	U	3	U	1	U	1	U	5	UJ	--	
	MW-41-121322	12/13/2022	µg/L	1	U	1	U	1	U	3	U	1	U	1	U	5	U	--	
	MW-41-031423	3/14/2023	µg/L	1	U	1	U	1	U	3	U	1	U	1	U	5	U	--	
	MW-41-062023	6/20/2023	µg/L	1	U	1	U	1	U	3	U	1	U	1	U	5	U	--	
	MW-41-091323	9/13/2023	µg/L	1	U	1	U	1	U	3	U	1	U	1	U	5	U	--	
	MW-41-121923	12/19/2023	µg/L	1	U	1	U	1	U	3	U	1	U	1	U	5	U	--	
	MW-41-030624	3/6/2024	µg/L	1	U	1	U	1	U	3	U	1	U	1	U	5	U	--	
	MW-41-061024	6/10/2024	µg/L	1	U	1	U	1	U	3	U	1	U	1	U	5	U	--	
MW-42	MW-42-120716	12/7/2016	µg/L	**3.8**		1	U	1	U	**2.7**		1	U	1	U	1	U	--	
	MW-42-031417	3/14/2017	µg/L	**19.3**		1	U	1	U	3	U	1	U	**1.12**		5	U	--	
	MW-42-032017	3/20/2017	µg/L	**59.6**		1	U	1	U	**16.9**		1	U	**1.24**		5	U	--	
	MW-42-033117	3/31/2017	µg/L	**135**		1	U	1	U	**73.8**		1	U	1	U	**5.19**		--	
	MW-42-040617	4/6/2017	µg/L	**93.5**		1	U	1	U	**53.3**		1	U	**1.18**		5	U	--	
	MW-42-062817	6/28/2017	µg/L	**15.1**		1	U	1	U	**11.7**		1	U	**1.25**		5	U	--	
	MW-42-090817	9/8/2017	µg/L	**143**		1	U	1	U	**100**		1	U	**1.51**		**5.52**		--	
	MW-42-120617	12/6/2017	µg/L	**9.82**		1	U	1	U	**45**		1	U	**1.24**		5	U	--	
	MW-42-030818	3/8/2018	µg/L	**1.02**		1	U	1	U	3	U	1	U	1	U	5	U	--	
	MW-42-060518	6/5/2018	µg/L	1	U	1	U	1	U	3	U	1	U	1	U	5	U	--	
	MW-42-091218	9/12/2018	µg/L	1	U	1	U	1	U	3	U	1	U	1	U	5	U	--	
	MW-42-120618	12/6/2018	µg/L	1	U	1	U	1	U	3	U	1	U	1	U	5	U	--	
	MW-42-030619	3/6/2019	µg/L	1	U	1	U	1	U	3	U	1	U	1	U	5	U	--	
	MW-42-060519	6/5/2019	µg/L	1	U	1	U	1	U	3	U	1	U	1	U	5	U	--	
	MW-42-091919	9/19/2019	µg/L	1	U	1	U	1	U	3	U	1	U	1	U	5	U	--	

Table 4B. Analytical Results for Groundwater, Historical

Products (SE) Pipe Line Corporation

Lewis Drive Remediation Site, Belton, South Carolina

Site ID #18693 "Kinder Morgan Belton Pipeline Release"

Location	Sample ID	Sample Date	Units	Analyte																	
				Benzene		Ethylbenzene		Toluene		Total Xylenes		1,2-DCA		MTBE		Naphthalene		EDB	
		RBSL[a]:		5.0		700		1,000		10,000		5.0		40		25		0.05	
	MW-42-121819	12/18/2019	µg/L	1	U	1	U	1	U	3	U	1	U	1	U	5	U	--	
	MW-42-031020	3/10/2020	µg/L	1	U	1	U	1	U	3	U	1	U	1	U	5	U	--	
	MW-42-070820	7/8/2020	µg/L	1	U	1	U	1	U	3	U	1	U	1	U	5	U	--	
	MW-42-111220	11/12/2020	µg/L	1	U	1	U	1	U	3	U	1	U	1	U	5	U	--	
	MW-42-032521	3/25/2021	µg/L	1	U	1	U	1	U	3	U	1	U	1	U	5	U	--	
	MW-42-071421	7/14/2021	µg/L	1	U	1	U	1	U	3	U	1	U	1	U	5	U	--	
	MW-42-111721	11/17/2021	µg/L	1	U	1	U	1	U	3	U	1	U	1	U	5	U	--	
	MW-42-030122	3/1/2022	µg/L	1	U	1	U	1	U	3	U	1	U	1	U	5	U	--	
	MW-42-092122	9/21/2022	µg/L	1	U	1	U	1	U	3	U	1	U	1	U	5	UJ	--	
	MW-42-031423	3/14/2023	µg/L	1	U	1	U	1	U	3	U	1	U	1	U	5	U	--	
	MW-42-091323	9/13/2023	µg/L	1	U	1	U	1	U	3	U	1	U	1	U	5	U	--	
	MW-42-030624	3/6/2024	µg/L	1	U	1	U	1	U	3	U	1	U	1	U	5	U	--	
MW-43	MW-43-110817	11/8/2017	µg/L	1	U	1	U	1	U	3	U	1	U	1	U	5	U	--	
	MW-43-120617	12/6/2017	µg/L	1	U	1	U	1	U	3	U	1	U	1	U	5	U	--	
	MW-43-010918	1/9/2018	µg/L	1	U	1	U	1	U	3	U	1	U	1	U	5	U	--	
	MW-43-020618	2/6/2018	µg/L	1	U	1	U	1	U	3	U	1	U	1	U	5	U	--	
	MW-43-030818	3/8/2018	µg/L	1	U	1	U	1	U	3	U	1	U	1	U	5	U	--	
	MW-43-040618	4/6/2018	µg/L	1	U	1	U	1	U	3	U	1	U	1	U	5	U	--	
	MW-43-050318	5/3/2018	µg/L	1	U	1	U	1	U	3	U	1	U	1	U	5	U	--	
	MW-43-060618	6/6/2018	µg/L	1	U	1	U	1	U	3	U	1	U	1	U	5	U	--	
	MW-43-071218	7/12/2018	µg/L	1	U	1	U	1	U	3	U	1	U	**4.42**		5	U	--	
	MW-43-091218	9/12/2018	µg/L	1	U	1	U	1	U	3	U	1	U	1	U	5	U	--	
	MW-43-120618	12/6/2018	µg/L	1	U	1	U	1	U	3	U	1	U	1	U	5	U	--	
	MW-43-030619	3/6/2019	µg/L	1	U	1	U	1	U	3	U	1	U	1	U	5	U	--	
	MW-43-060519	6/5/2019	µg/L	1	U	1	U	1	U	3	U	1	U	1	U	5	U	--	
	MW-43-091719	9/17/2019	µg/L	1	U	1	U	1	U	3	U	1	U	1	U	5	U	--	
	MW-43-121819	12/18/2019	µg/L	1	U	1	U	1	U	3	U	1	U	1	U	5	U	--	
	MW-43-031020	3/10/2020	µg/L	1	U	1	U	1	U	3	U	1	U	1	U	5	U	--	
	--	7/6/2020	--	NS-SS		NS-SS		NS-SS		NS-SS		NS-SS		NS-SS		NS-SS		NS-SS	
	--	11/10/2020	--	NS-SS		NS-SS		NS-SS		NS-SS		NS-SS		NS-SS		NS-SS		NS-SS	
	MW-43-032421	3/24/2021	µg/L	1	U	1	U	1	U	3	U	1	U	1	U	5	U	--	
	--	7/13/2021	--	NS-SS		NS-SS		NS-SS		NS-SS		NS-SS		NS-SS		NS-SS		NS-SS	
	--	11/17/2021	--	NS-SS		NS-SS		NS-SS		NS-SS		NS-SS		NS-SS		NS-SS		NS-SS	
	MW-43-030222	3/2/2022	µg/L	1	U	1	U	1	U	3	U	1	U	1	U	5	U	--	
	MW-43-031523	3/15/2023	µg/L	1	U	1	U	1	U	3	U	1	U	1	U	5	U	--	
	MW-43-030624	3/6/2024	µg/L	1	U	1	U	1	U	3	U	1	U	1	U	5	U	--	
MW-43B	MW-43B-120617	12/6/2017	µg/L	1	U	1	U	1	U	3	U	1	U	1	U	5	U	--	
	MW-43B-030818	3/8/2018	µg/L	1	U	1	U	1	U	3	U	1	U	1	U	5	U	--	

Table 4B. Analytical Results for Groundwater, Historical

Products (SE) Pipe Line Corporation

Lewis Drive Remediation Site, Belton, South Carolina

Site ID #18693 "Kinder Morgan Belton Pipeline Release"

				Analyte																	
Location	Sample ID	Sample Date	Units	Benzene		Ethylbenzene		Toluene		Total Xylenes		1,2-DCA		MTBE		Naphthalene		EDB	
		RBSL[a]:		5.0		700		1,000		10,000		5.0		40		25		0.05	
	MW-43B-060618	6/6/2018	µg/L	1	U	1	U	1	U	3	U	1	U	1	U	5	U	--	
	MW-43B-091218	9/12/2018	µg/L	1	U	1	U	1	U	3	U	1	U	1	U	5	U	--	
	MW-43B-120618	12/6/2018	µg/L	1	U	1	U	1	U	3	U	1	U	1	U	5	U	--	
	MW-43B-030619	3/6/2019	µg/L	1	U	1	U	1	U	3	U	1	U	1	U	5	U	--	
	MW-43B-060519	6/5/2019	µg/L	1	U	1	U	1	U	3	U	1	U	1	U	5	U	--	
	MW-43B-091719	9/17/2019	µg/L	1	U	1	U	1	U	3	U	1	U	1	U	5	U	--	
	MW-43B-121819	12/18/2019	µg/L	1	U	1	U	1	U	3	U	1	U	1	U	5	U	--	
	MW-43B-031020	3/10/2020	µg/L	1	U	1	U	1	U	3	U	1	U	1	U	5	U	--	
	--	7/6/2020	--	NS-SS		NS-SS		NS-SS		NS-SS		NS-SS		NS-SS		NS-SS		NS-SS	
	--	11/10/2020	--	NS-SS		NS-SS		NS-SS		NS-SS		NS-SS		NS-SS		NS-SS		NS-SS	
	MW-43B-032421	3/24/2021	µg/L	1	U	1	U	1	U	3	U	1	U	1	U	5	U	--	
	--	7/13/2021	--	NS-SS		NS-SS		NS-SS		NS-SS		NS-SS		NS-SS		NS-SS		NS-SS	
	--	11/17/2021	--	NS-SS		NS-SS		NS-SS		NS-SS		NS-SS		NS-SS		NS-SS		NS-SS	
	MW-43B-030222	3/2/2022	µg/L	1	U	1	U	1	U	3	U	1	U	1	U	5	U	--	
	MW-43B-031523	3/15/2023	µg/L	1	U	1	U	1	U	3	U	1	U	1	U	5	U	--	
	MW-43B-030624	3/6/2024	µg/L	1	U	1	U	1	U	3	U	1	U	1	U	5	U	--	
MW-44	--	3/13/2017	--	NS-IW		NS-IW		NS-IW		NS-IW		NS-IW		NS-IW		NS-IW		NS-IW	
	MW-44-062917	6/29/2017	µg/L	**1.06**		1	U	**7.12**		**3.11**		1	U	1	U	5	U	--	
	--	9/5/2017	--	NS-IW		NS-IW		NS-IW		NS-IW		NS-IW		NS-IW		NS-IW		NS-IW	
	--	12/4/2017	--	NS-IW		NS-IW		NS-IW		NS-IW		NS-IW		NS-IW		NS-IW		NS-IW	
	MW-44-030818	3/8/2018	µg/L	1	U	1	U	1	U	3	U	1	U	1	U	5	U	--	
	MW-44-060518	6/5/2018	µg/L	1	U	1	U	1	U	3	U	1	U	1	U	5	U	--	
	MW-44-091318	9/13/2018	µg/L	1	U	1	U	1	U	3	U	1	U	1	U	5	U	--	
	MW-44-120518	12/5/2018	µg/L	1	U	1	U	1	U	3	U	1	U	1	U	5	U	--	
	MW-44-030519	3/5/2019	µg/L	1	U	1	U	1	U	3	U	1	U	1	U	5	U	--	
	MW-44-060419	6/4/2019	µg/L	1	U	1	U	1	U	3	U	1	U	1	U	5	U	--	
	--	9/16/2019	--	NS-IW		NS-IW		NS-IW		NS-IW		NS-IW		NS-IW		NS-IW		NS-IW	
	MW-44-121919	12/19/2019	µg/L	1	U	1	U	1	U	3	U	1	U	1	U	5	U	--	
	MW-44-031220	3/12/2020	µg/L	1	U	1	U	1	U	3	U	1	U	1	U	5	U	--	
	--	7/6/2020	--	NS-SS		NS-SS		NS-SS		NS-SS		NS-SS		NS-SS		NS-SS		NS-SS	
	--	11/10/2020	--	NS-SS		NS-SS		NS-SS		NS-SS		NS-SS		NS-SS		NS-SS		NS-SS	
	MW-44-032421	3/24/2021	µg/L	1	U	1	U	1	U	3	U	1	U	1	U	5	U	--	
	--	7/13/2021	--	NS-SS		NS-SS		NS-SS		NS-SS		NS-SS		NS-SS		NS-SS		NS-SS	
	--	11/17/2021	--	NS-SS		NS-SS		NS-SS		NS-SS		NS-SS		NS-SS		NS-SS		NS-SS	
	MW-44-030222	3/2/2022	µg/L	1	U	1	U	1	U	3	U	1	U	1	U	5	U	--	
	MW-44-031523	3/15/2023	µg/L	1	U	1	U	1	U	3	U	1	U	1	U	5	U	--	
	MW-44-030624	3/6/2024	µg/L	1	U	1	U	1	U	3	U	1	U	1	U	5	U	--	

Table 4B. Analytical Results for Groundwater, Historical

Products (SE) Pipe Line Corporation

Lewis Drive Remediation Site, Belton, South Carolina

Site ID #18693 "Kinder Morgan Belton Pipeline Release"

Location	Sample ID	Sample Date	Units	Analyte																	
				Benzene		Ethylbenzene		Toluene		Total Xylenes		1,2-DCA		MTBE		Naphthalene		EDB	
		RBSL[a]:		**5.0**		**700**		**1,000**		**10,000**		**5.0**		**40**		**25**		**0.05**	
MW-44B	MW-44B-031317	3/13/2017	µg/L	1	U	1	U	1	U	3	U	1	U	1	U	5	U	--	
	MW-44B-062817	6/28/2017	µg/L	1	U	1	U	**2.39**		3	U	1	U	1	U	5	U	--	
	MW-44B-090717	9/7/2017	µg/L	1	U	1	U	**3.07**		3	U	1	U	1	U	5	U	--	
	MW-44B-120517	12/5/2017	µg/L	1	U	1	U	**2.27**		3	U	1	U	1	U	5	U	--	
	MW-44B-030818	3/8/2018	µg/L	1	U	1	U	1	U	3	U	1	U	1	U	5	U	--	
	MW-44B-060518	6/5/2018	µg/L	1	U	1	U	1	U	3	U	1	U	1	U	5	U	--	
	MW-44B-091118	9/11/2018	µg/L	1	U	1	U	1	U	3	U	1	U	1	U	5	U	--	
	MW-44B-120518	12/5/2018	µg/L	1	U	1	U	1	U	3	U	1	U	1	U	5	U	--	
	MW-44B-030519	3/5/2019	µg/L	1	U	1	U	1	U	3	U	1	U	1	U	5	U	--	
	MW-44B-060419	6/4/2019	µg/L	1	U	1	U	1	U	3	U	1	U	1	U	5	U	--	
	MW-44B-091919	9/19/2019	µg/L	1	U	1	U	1	U	3	U	1	U	1	U	5	U	--	
	MW-44B-121719	12/17/2019	µg/L	1	U	1	U	1	U	3	U	1	U	1	U	5	U	--	
	MW-44B-031220	3/12/2020	µg/L	1	U	1	U	1	U	3	U	1	U	1	U	5	U	--	
	--	7/6/2020	--	NS-SS		NS-SS		NS-SS		NS-SS		NS-SS		NS-SS		NS-SS		NS-SS	
	--	11/10/2020	--	NS-SS		NS-SS		NS-SS		NS-SS		NS-SS		NS-SS		NS-SS		NS-SS	
	MW-44B-032421	3/24/2021	µg/L	1	U	1	U	1	U	3	U	1	UJ	1	U	5	U	--	
	--	7/13/2021	--	NS-SS		NS-SS		NS-SS		NS-SS		NS-SS		NS-SS		NS-SS		NS-SS	
	--	11/17/2021	--	NS-SS		NS-SS		NS-SS		NS-SS		NS-SS		NS-SS		NS-SS		NS-SS	
	MW-44B-030222	3/2/2022	µg/L	1	U	1	U	1	U	3	U	1	U	1	U	5	U	--	
	MW-44B-031523	3/15/2023	µg/L	1	U	1	U	1	U	3	U	1	U	1	U	5	U	--	
	MW-44B-030624	3/6/2024	µg/L	1	U	1	U	1	U	3	U	1	U	1	U	5	U	--	
MW-45	--	3/13/2017	--	NS-IW		NS-IW		NS-IW		NS-IW		NS-IW		NS-IW		NS-IW		NS-IW	
	--	3/20/2017	--	NS-IW		NS-IW		NS-IW		NS-IW		NS-IW		NS-IW		NS-IW		NS-IW	
	--	3/31/2017	--	NS-IW		NS-IW		NS-IW		NS-IW		NS-IW		NS-IW		NS-IW		NS-IW	
	--	4/6/2017	--	NS-IW		NS-IW		NS-IW		NS-IW		NS-IW		NS-IW		NS-IW		NS-IW	
	--	5/3/2017	--	NS-IW		NS-IW		NS-IW		NS-IW		NS-IW		NS-IW		NS-IW		NS-IW	
	MW-45-062917	6/29/2017	µg/L	1	U	1	U	1	U	3	U	1	U	1	U	5	U	--	
	MW-45-071717	7/17/2017	µg/L	1	U	1	U	1	U	3	U	1	U	1	U	5	U	--	
	MW-45-080217	8/2/2017	µg/L	1	U	1	U	1	U	3	U	1	U	1	U	5	U	--	
	--	9/5/2017	--	NS-IW		NS-IW		NS-IW		NS-IW		NS-IW		NS-IW		NS-IW		NS-IW	
	--	10/4/2017	--	NS-IW		NS-IW		NS-IW		NS-IW		NS-IW		NS-IW		NS-IW		NS-IW	
	--	11/8/2017	--	NS-IW		NS-IW		NS-IW		NS-IW		NS-IW		NS-IW		NS-IW		NS-IW	
	--	12/4/2017	--	NS-IW		NS-IW		NS-IW		NS-IW		NS-IW		NS-IW		NS-IW		NS-IW	
	--	1/8/2018	--	NS-IW		NS-IW		NS-IW		NS-IW		NS-IW		NS-IW		NS-IW		NS-IW	
	--	2/6/2018	--	NS-IW		NS-IW		NS-IW		NS-IW		NS-IW		NS-IW		NS-IW		NS-IW	
	MW-45-030618	3/6/2018	µg/L	**24.3**		**6.11**		**28.9**		**41.2**		1	U	1	U	5	U	--	
	MW-45-040618	4/6/2018	µg/L	**21.9**		**3.08**		**19.6**		**36.6**		1	U	1	U	5	U	--	
	MW-45-050318	5/3/2018	µg/L	**2.65**		1	U	1	U	1	U	1	U	**3.35**		5	U	--	

Table 4B. Analytical Results for Groundwater, Historical

Products (SE) Pipe Line Corporation

Lewis Drive Remediation Site, Belton, South Carolina

Site ID #18693 "Kinder Morgan Belton Pipeline Release"

Location	Sample ID	Sample Date	Units	Analyte																	
				Benzene		Ethylbenzene		Toluene		Total Xylenes		1,2-DCA		MTBE		Naphthalene		EDB	
		RBSL[a]:		5.0		700		1,000		10,000		5.0		40		25		0.05	
	MW-45-060718	6/7/2018	µg/L	1	U	1	U	1	U	3	U	1	U	1	U	5	U	--	
	MW-45-071318	7/13/2018	µg/L	1	U	1	U	1	U	3	U	1	U	1	U	5	U	--	
	MW-45-091318	9/13/2018	µg/L	1	U	1	U	1	U	3	U	1	U	**46.3**		5	U	--	
	MW-45-120518	12/5/2018	µg/L	1	U	1	U	1	U	3	U	1	U	**3.67**		5	U	--	
	MW-45-030519	3/5/2019	µg/L	1	U	1	U	1	U	3	U	1	U	1	U	5	U	--	
	MW-45-060519	6/5/2019	µg/L	1	U	1	U	1	U	3	U	1	U	**47.7**		5	U	--	
	MW-45-091719	9/17/2019	µg/L	**5.24**		1	U	1	U	1	U	1	U	**103**		5	U	--	
	--	12/16/2019	--	NS-IW		NS-IW		NS-IW		NS-IW		NS-IW		NS-IW		NS-IW		NS-IW	
	MW-45-021220	2/12/2020	µg/L	1	U	1	U	1	U	3	U	1	U	**19.5**		5	U	--	
	MW-45-031120	3/11/2020	µg/L	1	U	1	U	1	U	3	U	1	U	**1.15**		5	U	--	
	MW-45-050620	5/6/2020	µg/L	1	U	1	U	1	U	3	U	1	U	**5.4**		5	U	--	
	MW-45-070920	7/9/2020	µg/L	1	U	1	U	**3.71**		3	U	1	U	**32.3**		5	U	--	
	MW-45-091520	9/15/2020	µg/L	**4.11**		1	U	**12.1**		**4.88**		1	U	**80.9**		5	U	--	
	MW-45-111120	11/11/2020	µg/L	1	U	1	U	1	U	3	U	1	U	**62.7**		5	U	--	
	MW-45-012021	1/20/2021	µg/L	1	U	1	U	1	U	**3.48**		1	U	**25.1**		5	U	--	
	MW-45-032421	3/24/2021	µg/L	1	U	1	U	1	U	3	U	1	U	**8.64**		5	U	--	
	MW-45-051921	5/19/2021	µg/L	1	U	1	U	1	U	3	U	1	U	**11.1**		5	UJ	--	
	MW-45-071321	7/13/2021	µg/L	**19.3**		1	U	1	U	3	U	1	UJ	**35.1**		5	U	--	
	MW-45-091721	9/17/2021	µg/L	**45.1**		**2.39**		**8.21**		**19.5**		1	UJ	**56.2**		5	U	--	
	MW-45-111821	11/18/2021	µg/L	**21.1**		1	U	1	U	3	U	1	U	**42.4**		5	U	--	
	MW-45-030222	3/2/2022	µg/L	1	U	1	U	1	U	3	U	1	U	**20.2**		5	U	--	
	MW-45-061422	6/14/2022	µg/L	1	U	1	U	1	U	3	U	1	U	**6.02**		5	U	--	
	--	9/19/2022	--	NS-IW		NS-IW		NS-IW		NS-IW		NS-IW		NS-IW		NS-IW		NS-IW	
	--	12/13/2022	--	NS-IW		NS-IW		NS-IW		NS-IW		NS-IW		NS-IW		NS-IW		NS-IW	
	MW-45-031423	3/14/2023	µg/L	1	U	1	U	1	U	3	U	1	U	**4.20**		5	U	--	
	MW-45-061923	6/19/2023	µg/L	1	U	1	U	1	U	3	U	1	U	1	U	5	U	--	
	MW-45-091223	9/12/2023	µg/L	1	U	1	U	1	U	3	U	1	U	**19.5**		5	UJ	--	
	--	12/18/2023	--	NS-IW		NS-IW		NS-IW		NS-IW		NS-IW		NS-IW		NS-IW		NS-IW	
	MW-45-030524	3/5/2024	µg/L	1	U	1	U	1	U	3	U	1	U	1	U	5	U	--	
	MW-45-061024	6/10/2024	µg/L	1	U	1	U	1	U	3	U	1	U	1	U	5	UJ	--	
MW-45B	MW-45B-031317	3/13/2017	µg/L	1	U	1	U	1	U	3	U	1	U	1	U	5	U	--	
	MW-45B-032017	3/20/2017	µg/L	1	U	1	U	1	U	3	U	1	U	1	U	5	U	--	
	MW-45B-033117	3/31/2017	µg/L	1	U	1	U	1	U	3	U	1	U	1	U	5	U	--	
	MW-45B-040617	4/6/2017	µg/L	1	U	1	U	1	U	3	U	1	U	1	U	5	U	--	
	MW-45B-062817	6/28/2017	µg/L	1	U	1	U	**1.73**		3	U	1	U	1	U	5	U	--	
	--	9/5/2017	--	NS-IW		NS-IW		NS-IW		NS-IW		NS-IW		NS-IW		NS-IW		NS-IW	
	MW-45B-120717	12/7/2017	µg/L	1	U	1	U	**3.26**		3	U	1	U	1	U	5	U	--	
	MW-45B-030618	3/6/2018	µg/L	1	U	1	U	**2.75**		3	U	1	U	1	U	5	U	--	

Table 4B. Analytical Results for Groundwater, Historical

Products (SE) Pipe Line Corporation

Lewis Drive Remediation Site, Belton, South Carolina

Site ID #18693 "Kinder Morgan Belton Pipeline Release"

Location	Sample ID	Sample Date	Units	Analyte																	
				Benzene		Ethylbenzene		Toluene		Total Xylenes		1,2-DCA		MTBE		Naphthalene		EDB	
		RBSL[a]:		5.0		700		1,000		10,000		5.0		40		25		0.05	
	MW-45B-060718	6/7/2018	µg/L	1	U	1	U	**1.94**		3	U	1	U	1	U	5	U	--	
	MW-45B-091118	9/11/2018	µg/L	1	U	1	U	**1.16**		3	U	1	U	1	U	5	U	--	
	MW-45B-120518	12/5/2018	µg/L	1	U	1	U	1	U	3	U	1	U	1	U	5	U	--	
	MW-45B-030519	3/5/2019	µg/L	1	U	1	U	1	U	3	U	1	U	1	U	5	U	--	
	MW-45B-060519	6/5/2019	µg/L	1	U	1	U	1	U	3	U	1	U	1	U	5	U	--	
	MW-45B-091919	9/19/2019	µg/L	1	U	1	U	1	U	3	U	1	U	1	U	5	U	--	
	MW-45B-121719	12/17/2019	µg/L	1	U	1	U	1	U	3	U	1	U	1	U	5	U	--	
	MW-45B-031220	3/12/2020	µg/L	1	U	1	U	1	U	3	U	1	U	1	U	5	U	--	
	MW-45B-070720	7/7/2020	µg/L	1	U	1	U	1	U	3	U	1	U	1	U	5	U	--	
	MW-45B-111120	11/11/2020	µg/L	1	U	1	U	1	U	3	U	1	U	1	U	5	U	--	
	MW-45B-032421	3/24/2021	µg/L	1	U	1	U	1	U	3	U	1	UJ	1	U	5	U	--	
	MW-45B-071321	7/13/2021	µg/L	1	U	1	U	1	U	3	U	1	UJ	1	U	5	U	--	
	MW-45B-111821	11/18/2021	µg/L	1	U	1	U	**1.07**		3	U	1	U	1	U	5	U	--	
	MW-45B-030222	3/2/2022	µg/L	1	U	1	U	1	U	3	U	1	U	1	U	5	U	--	
	MW-45B-092022	9/20/2022	µg/L	1	U	1	U	1	U	3	U	1	U	1	U	5	U	--	
	MW-45B-031423	3/14/2023	µg/L	1	U	1	U	**1.02**		3	U	1	U	1	U	5	U	--	
	MW-45B-091323	9/13/2023	µg/L	1	U	1	U	1	U	3	U	1	U	1	U	5	UJ	--	
	MW-45B-030524	3/5/2024	µg/L	1	U	1	U	**1.11**		3	U	1	U	1	U	5	U	--	
MW-46	MW-46-120617	12/6/2017	µg/L	**4.97**		1	U	1	U	**7.74**		1	U	**85.5**		5	U	--	
	MW-46-030618	3/6/2018	µg/L	**173**		**1.76**		**16.5**		**29.5**		1	U	**129**		**7.21**		--	
	MW-46-060518	6/5/2018	µg/L	**294**		1	U	**11.8**		**147**		1	U	**184**		5	U	--	
	MW-46-080218	8/2/2018	µg/L	**1520**		**4.24**		**92.1**		**763**		1	U	**200**		**20.7**		--	
	MW-46-091118	9/11/2018	µg/L	**1510**		**6.81**		**64**		**597**		1	U	**311**		**23.4**		--	
	MW-46-110218	11/2/2018	µg/L	**1790**		**7.1**		**120**		**740**		1	U	**299**		**16.6**		--	
	MW-46-120518	12/5/2018	µg/L	**1250**		**3.07**		**46.7**		**521**		**1.9**		**290**		**7.38**		--	
	MW-46-022019	2/20/2019	µg/L	**2380**		**2.97**		**82.4**		**799**		1	U	**346**		**22.4**		--	
	MW-46-030519	3/5/2019	µg/L	**2350**		**4.01**		**73.7**		**701**		1	U	**406**		**32.8**		--	
	MW-46-051419	5/14/2019	µg/L	**1300**		**2.27**		**54.8**		**412**		1	U	**174**		**28.9**		--	
	MW-46-060519	6/5/2019	µg/L	**1300**		10	U	**19.5**		**400**		10	U[b]	**278**		50	U[b]	--	
	MW-46-071719	7/17/2019	µg/L	**976**		1	U	**29.1**		**237**		1	U	**198**		**15.5**		--	
	MW-46-082119	8/21/2019	µg/L	**874**		25	U	25	U	**226**		25	U[b]	**191**		125	U[b]	--	
	MW-46-091719	9/17/2019	µg/L	**705**		25	U	**26.1**		**150**		25	U[b]	**175**		125	U[b]	--	
	MW-46-110719	11/7/2019	µg/L	**136**		5	U	5	U	**18.8**		5	U[b]	**158**		25	U[b]	--	
	MW-46-122019	12/20/2019	µg/L	**7.14**		1	U	1	U	3	U	1	U	**121**		5	U	--	
	MW-46-021320	2/13/2020	µg/L	5	U[b]	5	U	5	U	15	U	5	U[b]	**122**		25	U[b]	--	
	MW-46-031220	3/12/2020	µg/L	1	U	1	U	1	U	3	U	1	U	**161**		5	U	--	
	MW-46-050520	5/5/2020	µg/L	**8.35**		1	U	1	U	3	U	1	U	**136**		5	U	--	
	MW-46-072220	7/22/2020	µg/L	**55.7**		1	U	1	U	**6.54**		1	U	**147**		5	U	--	

Table 4B. Analytical Results for Groundwater, Historical

Products (SE) Pipe Line Corporation

Lewis Drive Remediation Site, Belton, South Carolina

Site ID #18693 "Kinder Morgan Belton Pipeline Release"

Location	Sample ID	Sample Date	Units	Analyte																	
				Benzene		Ethylbenzene		Toluene		Total Xylenes		1,2-DCA		MTBE		Naphthalene		EDB	
		RBSL[a]:		5.0		700		1,000		10,000		5.0		40		25		0.05	
	MW-46-111120	11/11/2020	µg/L	1	U	1	U	1	U	3	U	1	U	**62.2**		5	U	--	
	MW-46-032421	3/24/2021	µg/L	1	U	1	U	1	U	3	U	1	U	**57.3**		5	U	--	
	MW-46-071321	7/13/2021	µg/L	1	U	1	U	1	U	3	U	1	U	**48.2**		5	U	--	
	MW-46-111821	11/18/2021	µg/L	**6.11**		1	U	1	U	3	U	1	U	**81.8**		5	U	--	
	MW-46-030222	3/2/2022	µg/L	1	U	1	U	1	U	3	U	1	U	**41.1**		5	U	--	
	MW-46-092022	9/20/2022	µg/L	1	U	1	U	1	U	3	U	1	U	**4.57**		5	U	--	
	MW-46-031423	3/14/2023	µg/L	1	U	1	U	1	U	3	U	1	U	**2.01**		5	U	--	
	MW-46-091223	9/12/2023	µg/L	1	U	1	U	1	U	3	U	1	U	**2.83**		5	UJ	--	
	MW-46-111723	11/17/2023	µg/L	**423**		1	U	**1.18**		**8.82**		1	U	**23.7**		**11.3**		--	
	MW-46-122023	12/20/2023	µg/L	**106**		1	U	1	U	3	U	1	U	**8.66**		5	U	--	
	MW-46-030524	3/5/2024	µg/L	**251**		5	U	5	U	15	U	5	U[b]	**18.0**		25	U[b]	--	
	MW-46-061124	6/11/2024	µg/L	**349**		5	U	5	U	15	U	5	U[b]	**21.1**		25	U[b]	--	
MW-47	MW-47-120617	12/6/2017	µg/L	1	U	1	U	1	U	3	U	1	U	1	U	5	U	--	
	MW-47-030718	3/7/2018	µg/L	1	U	1	U	1	U	3	U	1	U	1	U	5	U	--	
	MW-47-060618	6/6/2018	µg/L	1	U	1	U	1	U	3	U	1	U	1	U	5	U	--	
	MW-47-091218	9/12/2018	µg/L	1	U	1	U	1	U	3	U	1	U	1	U	5	U	--	
	MW-47-120618	12/6/2018	µg/L	1	U	1	U	1	U	3	U	1	U	1	U	5	U	--	
	MW-47-030619	3/6/2019	µg/L	1	U	1	U	1	U	3	U	1	U	1	U	5	U	--	
	MW-47-060519	6/5/2019	µg/L	1	U	1	U	1	U	3	U	1	U	1	U	5	U	--	
	MW-47-091819	9/18/2019	µg/L	1	U	1	U	1	U	3	U	1	U	1	U	5	U	--	
	MW-47-121819	12/18/2019	µg/L	1	U	1	U	1	U	3	U	1	U	1	U	5	U	--	
	MW-47-031120	3/11/2020	µg/L	1	U	1	U	1	U	3	U	1	U	1	U	5	U	--	
	MW-47-070720	7/7/2020	µg/L	1	U	1	U	1	U	3	U	1	U	1	U	5	U	--	
	MW-47-111220	11/12/2020	µg/L	1	U	1	U	1	U	3	U	1	U	1	U	5	U	--	
	MW-47-032521	3/25/2021	µg/L	1	U	1	U	1	U	3	U	1	U	1	U	5	U	--	
	MW-47-071421	7/14/2021	µg/L	1	U	1	U	1	U	3	U	1	U	1	U	5	U	--	
	MW-47-111821	11/18/2021	µg/L	1	U	1	U	1	UJ	3	U	1	U	1	U	5	U	--	
	MW-47-030222	3/2/2022	µg/L	1	U	1	U	1	U	3	U	1	U	1	U	5	U	--	
	MW-47-092022	9/20/2022	µg/L	1	U	1	U	1	U	3	U	1	U	1	U	5	U	--	
	MW-47-031523	3/15/2023	µg/L	1	U	1	U	1	U	3	U	1	U	1	U	5	U	--	
	MW-47-091223	9/12/2023	µg/L	1	U	1	U	1	U	3	U	1	U	1	U	5	UJ	--	
	MW-47-030624	3/6/2024	µg/L	1	U	1	U	1	U	3	U	1	U	1	U	5	U	--	
MW-48B	MW-48B-120617	12/6/2017	µg/L	1	U	1	U	1	U	3	U	1	U	**2.92**		5	U	--	
	MW-48B-030718	3/7/2018	µg/L	1	U	1	U	1	U	3	U	1	U	**2.97**		5	U	--	
	MW-48B-060618	6/6/2018	µg/L	1	U	1	U	1	U	3	U	1	U	**2.12**		5	U	--	
	MW-48B-091218	9/12/2018	µg/L	1	U	1	U	1	U	3	U	1	U	**1.8**		5	U	--	
	MW-48B-120618	12/6/2018	µg/L	1	U	1	U	1	U	3	U	1	U	**1.56**		5	U	--	
	MW-48B-030619	3/6/2019	µg/L	1	U	1	U	1	U	3	U	1	U	**1.64**		5	U	--	

Table 4B. Analytical Results for Groundwater, Historical

Products (SE) Pipe Line Corporation

Lewis Drive Remediation Site, Belton, South Carolina

Site ID #18693 "Kinder Morgan Belton Pipeline Release"

Location	Sample ID	Sample Date	Units	Analyte																	
				Benzene		Ethylbenzene		Toluene		Total Xylenes		1,2-DCA		MTBE		Naphthalene		EDB	
		RBSL[a]:		**5.0**		**700**		**1,000**		**10,000**		**5.0**		**40**		**25**		**0.05**	
	MW-48B-060519	6/5/2019	µg/L	1	U	1	U	1	U	3	U	1	U	**1.45**		5	U	--	
	MW-48B-091819	9/18/2019	µg/L	1	U	1	U	1	U	3	U	1	U	**1.14**		5	U	--	
	MW-48B-121819	12/18/2019	µg/L	1	U	1	U	1	U	3	U	1	U	1	U	5	U	--	
	MW-48B-031120	3/11/2020	µg/L	1	U	1	U	1	U	3	U	1	U	**1.23**		5	U	--	
	--	7/6/2020	--	NS		NS		NS		NS		NS		NS		NS		NS	
	MW-48B-111220	11/12/2020	µg/L	1	U	1	U	1	U	3	U	1	U	1	U	5	U	--	
	MW-48B-032521	3/25/2021	µg/L	1	U	1	U	1	U	3	U	1	U	1	U	5	U	--	
	MW-48B-071421	7/14/2021	µg/L	1	U	1	U	1	U	**5.43**		1	U	1	U	5	U	--	
	MW-48B-111821	11/18/2021	µg/L	1	U	1	U	1	UJ	3	U	1	U	1	U	5	U	--	
	MW-48B-030222	3/2/2022	µg/L	1	U	1	U	1	U	3	U	1	U	1	U	5	U	--	
	MW-48B-092122	9/21/2022	µg/L	1	U	1	U	1	U	3	U	1	U	1	U	5	UJ	--	
	MW-48B-031523	3/15/2023	µg/L	1	U	1	U	1	U	3	U	1	U	**1.03**		5	U	--	
	MW-48B-091323	9/13/2023	µg/L	1	U	1	U	1	U	3	U	1	U	1	U	5	U	--	
	MW-48B-030624	3/6/2024	µg/L	1	U	1	U	1	U	3	U	1	U	**1.08**		5	U	--	
MW-49	MW-49-120617	12/6/2017	µg/L	1	U	1	U	1	U	3	U	1	U	1	U	5	U	--	
	MW-49-030818	3/8/2018	µg/L	1	U	1	U	1	U	3	U	1	U	1	U	5	U	--	
	MW-49-060518	6/5/2018	µg/L	1	U	1	U	1	U	3	U	1	U	1	U	5	U	--	
	MW-49-091118	9/11/2018	µg/L	1	U	1	U	1	U	3	U	1	U	1	U	5	U	--	
	MW-49-120518	12/5/2018	µg/L	1	U	1	U	1	U	3	U	1	U	1	U	5	U	--	
	MW-49-030619	3/6/2019	µg/L	1	U	1	U	1	U	3	U	1	U	1	U	5	U	--	
	MW-49-060519	6/5/2019	µg/L	1	U	1	U	1	U	3	U	1	U	1	U	5	U	--	
	MW-49-091719	9/17/2019	µg/L	1	U	1	U	1	U	3	U	1	U	1	U	5	U	--	
	MW-49-121719	12/17/2019	µg/L	1	U	1	U	1	U	3	U	1	U	1	U	5	U	--	
	MW-49-031020	3/10/2020	µg/L	1	U	1	U	1	U	3	U	1	U	1	U	5	U	--	
	--	7/6/2020	--	NS-SS		NS-SS		NS-SS		NS-SS		NS-SS		NS-SS		NS-SS		NS-SS	
	--	11/10/2020	--	NS-SS		NS-SS		NS-SS		NS-SS		NS-SS		NS-SS		NS-SS		NS-SS	
	MW-49-032521	3/25/2021	µg/L	1	U	1	U	1	U	3	U	1	U	1	U	5	U	--	
	--	7/13/2021	--	NS-SS		NS-SS		NS-SS		NS-SS		NS-SS		NS-SS		NS-SS		NS-SS	
	--	11/17/2021	--	NS-SS		NS-SS		NS-SS		NS-SS		NS-SS		NS-SS		NS-SS		NS-SS	
	MW-49-030222	3/2/2022	µg/L	1	U	1	U	1	U	3	U	1	U	1	U	5	U	--	
	MW-49-031423	3/14/2023	µg/L	1	U	1	U	1	U	3	U	1	U	1	U	5	U	--	
	MW-49-030624	3/6/2024	µg/L	1	U	1	U	1	U	3	U	1	U	1	U	5	U	--	
MW-50B	MW-50B-120617	12/6/2017	µg/L	**1.37**		1	U	1	U	3	U	1	U	**35.5**		5	U	--	
	MW-50B-030718	3/7/2018	µg/L	1	U	1	U	1	U	3	U	1	U	**26.7**		5	U	--	
	MW-50B-060618	6/6/2018	µg/L	1	U	1	U	1	U	3	U	1	U	**21.8**		5	U	--	
	MW-50B-091218	9/12/2018	µg/L	**150**		**1.2**		**57.9**		**47.8**		1	U	**87.9**		5	U	--	
	MW-50B-120618	12/6/2018	µg/L	**27.4**		1	U	**3.21**		3	U	1	U	**40.6**		5	U	--	
	MW-50B-030619	3/6/2019	µg/L	**1.18**		1	U	1	U	3	U	1	U	**43.9**		5	U	--	

Table 4B. Analytical Results for Groundwater, Historical

Products (SE) Pipe Line Corporation

Lewis Drive Remediation Site, Belton, South Carolina

Site ID #18693 "Kinder Morgan Belton Pipeline Release"

Location	Sample ID	Sample Date	Units	Analyte																	
				Benzene		Ethylbenzene		Toluene		Total Xylenes		1,2-DCA		MTBE		Naphthalene		EDB	
		RBSL[a]:		5.0		700		1,000		10,000		5.0		40		25		0.05	
	MW-50B-060519	6/5/2019	µg/L	1	U	1	U	1	U	3	U	1	U	**44.1**		5	U	--	
	MW-50B-091819	9/18/2019	µg/L	**25.6**		1	U	**1.2**		3	U	1	U	**43.1**		5	U	--	
	MW-50B-121819	12/18/2019	µg/L	**2.3**		1	U	1	U	3	U	1	U	**32.4**		5	U	--	
	MW-50B-021820	2/18/2020	µg/L	1	U	1	U	1	U	3	U	1	U	**42.1**		5	U	--	
	MW-50B-031120	3/11/2020	µg/L	1	U	1	U	1	U	3	U	1	U	**60.5**		5	U	--	
	MW-50B-050620	5/6/2020	µg/L	**39**		1	U	1	U	3	U	1	U	**65**		5	U	--	
	MW-50B-070820	7/8/2020	µg/L	**44.8**		1	U	1	U	3	U	1	U	**68.9**		5	U	--	
	MW-50B-091820	9/18/2020	µg/L	**43.3**		1	U	1	U	3	U	1	U	**41.9**		5	U	--	
	MW-50B-111220	11/12/2020	µg/L	**737**		1	U	**2.29**		**31.2**		1	U	**84.9**		5	U	--	
	MW-50B-012021	1/20/2021	µg/L	**948**		1	U	**1.06**		**13.3**		1	U	**97.5**		5	U	--	
	MW-50B-032521	3/25/2021	µg/L	**641**		1	U	1	U	**4.43**		1	U	**113**		5	U	--	
	MW-50B-071421	7/14/2021	µg/L	**616**		20	U	20	U	60	U	20	U[b]	**94.3**		100	U[b]	--	
	MW-50B-111821	11/18/2021	µg/L	**1340**		20	U	20	UJ	60	U	20	U[b]	**157**		100	U[b]	--	
	MW-50B-030222	3/2/2022	µg/L	**951**		20	U	20	U	60	U	20	U[b]	**107**		100	U[b]	--	
	MW-50B-092122	9/21/2022	µg/L	**33.2**		1	U	1	U	3	U	1	U	**113**		5	U	--	
	MW-50B-031523	3/15/2023	µg/L	**5.48**		1	U	1	U	3	U	1	U	**40.2**		5	U	--	
	MW-50B-091223	9/12/2023	µg/L	1	U	1	U	1	U	3	U	1	U	**19.1**		5	UJ	--	
	MW-50B-030624	3/6/2024	µg/L	1	U	1	U	1	U	3	U	1	U	**19.1**		5	U	--	
MW-51	MW-51-100518	10/5/2018	µg/L	1	U	1	U	**1.88**		3	U	1	U	1	U	5	U	--	
	MW-51-120618	12/6/2018	µg/L	1	U	1	U	1	U	3	U	1	U	1	U	5	U	--	
	MW-51-030619	3/6/2019	µg/L	1	U	1	U	1	U	3	U	1	U	1	U	5	U	--	
	MW-51-051519	5/15/2019	µg/L	1	U	1	U	1	U	3	U	1	U	1	U	5	U	--	
	MW-51-081919	8/19/2019	µg/L	1	U	1	U	1	U	3	U	1	U	1	U	5	U	--	
	MW-51-110419	11/4/2019	µg/L	1	U	1	U	1	U	3	U	1	U	**3.57**		5	U	--	
	MW-51-021120	2/11/2020	µg/L	1	U	1	U	1	U	3	U	1	U	1	U	5	U	--	
	MW-51-070820	7/8/2020	µg/L	1	U	1	U	1	U	3	U	1	U	1	U	5	U	--	
	MW-51-111220	11/12/2020	µg/L	1	U	1	U	1	U	3	U	1	U	**3.23**		5	U	--	
	MW-51-032521	3/25/2021	µg/L	1	U	1	U	1	U	3	U	1	U	**3.28**		5	U	--	
	MW-51-071421	7/14/2021	µg/L	1	U	1	U	1	U	3	U	1	U	**4.8**		5	U	--	
	MW-51-111821	11/18/2021	µg/L	1	U	1	U	1	U	3	U	1	U	**6.16**		5	U	--	
	MW-51-030222	3/2/2022	µg/L	**1.15**		1	U	1	U	3	U	1	U	**5.46**		5	U	--	
	MW-51-092122	9/21/2022	µg/L	1	U	1	U	1	U	3	U	1	U	**3.32**		5	UJ	--	
	MW-51-031523	3/15/2023	µg/L	1	U	1	U	1	U	3	U	1	U	**3.03**		5	U	--	
	MW-51-091323	9/13/2023	µg/L	**1.47**		1	U	1	U	**6.54**		1	U	**4.52**		5	U	--	
	MW-51-030624	3/6/2024	µg/L	1	U	1	U	1	U	3	U	1	U	1	U	5	U	--	
MW-52	MW-52-100518	10/5/2018	µg/L	1	U	1	U	**1.25**		3	U	1	U	**3.12**		5	U	--	
	MW-52-120618	12/6/2018	µg/L	1	U	1	U	1	U	3	U	1	U	1	U	5	U	--	
	MW-52-030619	3/6/2019	µg/L	1	U	1	U	1	U	3	U	1	U	**1.32**		5	U	--	

Table 4B. Analytical Results for Groundwater, Historical

Products (SE) Pipe Line Corporation

Lewis Drive Remediation Site, Belton, South Carolina

Site ID #18693 "Kinder Morgan Belton Pipeline Release"

Location	Sample ID	Sample Date	Units	Analyte																	
				Benzene		Ethylbenzene		Toluene		Total Xylenes		1,2-DCA		MTBE		Naphthalene		EDB	
		RBSL[a]:		**5.0**		**700**		**1,000**		**10,000**		**5.0**		**40**		**25**		**0.05**	
	MW-52-051519	5/15/2019	µg/L	1	U	1	U	1	U	3	U	1	U	1	U	5	U	--	
	MW-52-081919	8/19/2019	µg/L	1	U	1	U	1	U	3	U	1	U	**2.01**		5	U	--	
	MW-52-110419	11/4/2019	µg/L	1	U	1	U	1	U	3	U	1	U	1	U	5	U	--	
	MW-52-021120	2/11/2020	µg/L	1	U	1	U	1	U	3	U	1	U	1	U	5	U	--	
	MW-52-070820	7/8/2020	µg/L	1	U	1	U	1	U	3	U	1	U	**1.76**		5	U	--	
	MW-52-111220	11/12/2020	µg/L	1	U	1	U	1	U	3	U	1	U	1	U	5	U	--	
	MW-52-032621	3/26/2021	µg/L	1	U	1	U	1	U	3	U	1	U	1	U	5	U	--	
	MW-52-071421	7/14/2021	µg/L	1	U	1	U	1	U	3	U	1	U	1	U	5	U	--	
	MW-52-111821	11/18/2021	µg/L	1	U	1	U	1	UJ	3	U	1	U	1	U	5	U	--	
	MW-52-030222	3/2/2022	µg/L	1	U	1	U	1	U	3	U	1	U	1	U	5	U	--	
	MW-52-092122	9/21/2022	µg/L	1	U	1	U	1	U	3	U	1	U	**1.17**		5	UJ	--	
	MW-52-031523	3/15/2023	µg/L	1	U	1	U	1	U	3	U	1	U	**1.97**		5	U	--	
	MW-52-091323	9/13/2023	µg/L	1	U	1	U	1	U	3	U	1	U	**3.00**		5	U	--	
	MW-52-030624	3/6/2024	µg/L	1	U	1	U	1	U	3	U	1	U	**4.77**		5	U	--	
MW-53	MW-53-100518	10/5/2018	µg/L	1	U	1	U	**5.43**		3	U	1	U	1	U	5	U	--	
	MW-53-120618	12/6/2018	µg/L	1	U	1	U	1	U	3	U	1	U	1	U	5	U	--	
	MW-53-030719	3/7/2019	µg/L	1	U	1	U	1	U	3	U	1	U	1	U	5	U	--	
	MW-53-051519	5/15/2019	µg/L	1	U	1	U	1	U	3	U	1	U	1	U	5	U	--	
	MW-53-081919	8/19/2019	µg/L	1	U	1	U	1	U	3	U	1	U	1	U	5	U	--	
	MW-53-110419	11/4/2019	µg/L	1	U	1	U	1	U	3	U	1	U	1	U	5	U	--	
	MW-53-021320	2/13/2020	µg/L	1	U	1	U	1	U	3	U	1	U	1	U	5	U	--	
	MW-53-070720	7/7/2020	µg/L	1	U	1	U	1	U	3	U	1	U	1	U	5	U	--	
	MW-53-111220	11/12/2020	µg/L	1	U	1	U	1	U	3	U	1	U	1	U	5	U	--	
	--	3/23/2021	--	NS		NS		NS		NS		NS		NS		NS		NS	
	MW-53-051921	5/19/2021	µg/L	1	U	1	U	1	U	3	U	1	U	1	U	5	UJ	--	
	MW-53-071321	7/13/2021	µg/L	1	U	1	U	1	U	3	U	1	U	1	U	5	U	--	
	MW-53-111821	11/18/2021	µg/L	1	U	1	U	1	UJ	3	U	1	U	1	U	5	U	--	
	MW-53-030222	3/2/2022	µg/L	1	U	1	U	1	U	3	U	1	U	1	U	5	U	--	
	MW-53-092122	9/21/2022	µg/L	1	U	1	U	1	U	3	U	1	U	1	U	5	U	--	
	MW-53-031523	3/15/2023	µg/L	1	U	1	U	1	U	3	U	1	U	1	U	5	U	--	
	MW-53-091223	9/12/2023	µg/L	1	U	1	U	1	U	3	U	1	U	1	U	5	UJ	--	
	MW-53-030524	3/5/2024	µg/L	**12.5**		1	U	1	U	**14.4**		1	U	1	U	5	U	--	
MW-54	MW-54-100518	10/5/2018	µg/L	1	U	1	U	**1.72**		3	U	1	U	**1.35**		5	U	--	
	MW-54-120618	12/6/2018	µg/L	1	U	1	U	1	U	3	U	1	U	1	U	5	U	--	
	MW-54-030719	3/7/2019	µg/L	1	U	1	U	1	U	3	U	1	U	1	U	5	U	--	
	MW-54-051519	5/15/2019	µg/L	1	U	1	U	1	U	3	U	1	U	1	U	5	U	--	
	MW-54-081919	8/19/2019	µg/L	1	U	1	U	1	U	3	U	1	U	1	U	5	U	--	
	MW-54-110419	11/4/2019	µg/L	1	U	1	U	1	U	3	U	1	U	1	U	5	U	--	

Table 4B. Analytical Results for Groundwater, Historical

Products (SE) Pipe Line Corporation

Lewis Drive Remediation Site, Belton, South Carolina

Site ID #18693 "Kinder Morgan Belton Pipeline Release"

Location	Sample ID	Sample Date	Units	Analyte																	
				Benzene		Ethylbenzene		Toluene		Total Xylenes		1,2-DCA		MTBE		Naphthalene		EDB	
		RBSL[a]:		**5.0**		**700**		**1,000**		**10,000**		**5.0**		**40**		**25**		**0.05**	
	MW-54-021320	2/13/2020	µg/L	1	U	1	U	1	U	3	U	1	U	1	U	5	U	--	
	MW-54-070720	7/7/2020	µg/L	1	U	1	U	1	U	3	U	1	U	1	U	5	U	--	
	MW-54-111220	11/12/2020	µg/L	1	U	1	U	1	U	3	U	1	U	1	U	5	U	--	
	MW-54-032621	3/26/2021	µg/L	1	U	1	U	1	U	3	U	1	U	1	U	5	U	--	
	MW-54-071321	7/13/2021	µg/L	1	U	1	U	1	U	3	U	1	U	1	U	5	U	--	
	MW-54-111821	11/18/2021	µg/L	1	U	1	U	1	UJ	3	U	1	U	1	U	5	U	--	
	MW-54-030222	3/2/2022	µg/L	1	U	1	U	1	U	3	U	1	U	1	U	5	U	--	
	--	9/19/2022	--	NS-IW		NS-IW		NS-IW		NS-IW		NS-IW		NS-IW		NS-IW		NS-IW	
	MW-54-031523	3/15/2023	µg/L	1	U	1	U	1	U	3	U	1	U	1	U	5	U	--	
	--	9/11/2023	--	NS-IW		NS-IW		NS-IW		NS-IW		NS-IW		NS-IW		NS-IW		NS-IW	
	MW-54-030524	3/5/2024	µg/L	1	U	1	U	1	U	3	U	1	U	**2.95**		5	U	--	
MW-55	MW-55-040919	4/9/2019	µg/L	1	U	1	U	1	U	3	U	1	U	1	U	5	U	--	
	MW-55-051519	5/15/2019	µg/L	1	U	1	U	1	U	3	U	1	U	1	U	5	U	--	
	MW-55-081919	8/19/2019	µg/L	1	U	1	U	1	U	3	U	1	U	1	U	5	U	--	
	MW-55-110419	11/4/2019	µg/L	1	U	1	U	1	U	3	U	1	U	1	U	5	U	--	
	MW-55-021820	2/18/2020	µg/L	1	U	1	U	1	U	3	U	1	U	1	U	5	U	--	
	MW-55-070720	7/7/2020	µg/L	1	U	1	U	1	U	3	U	1	U	1	U	5	U	--	
	MW-55-111220	11/12/2020	µg/L	1	U	1	U	1	U	3	U	1	U	1	U	5	U	--	
	--	3/24/2021	--	No property access.															
	MW-55-071321	7/13/2021	µg/L	1	U	1	U	1	U	3	U	1	UJ	1	U	5	U	--	
	MW-55-111721	11/17/2021	µg/L	1	U	1	U	1	U	3	U	1	U	1	U	5	U	--	
	MW-55-030222	3/2/2022	µg/L	1	U	1	U	1	U	3	U	1	U	1	U	5	U	--	
	MW-55-092022	9/20/2022	µg/L	1	U	1	U	1	U	3	U	1	U	1	U	5	U	--	
	MW-55-031423	3/14/2023	µg/L	1	U	1	U	1	U	3	U	1	U	1	U	5	U	--	
	MW-55-091223	9/12/2023	µg/L	1	U	1	U	1	U	3	U	1	U	1	U	5	UJ	--	
	MW-55-030524	3/5/2024	µg/L	1	U	1	U	1	U	3	U	1	U	1	U	5	U	--	
MW-56	MW-56-040919	4/9/2019	µg/L	**209**		1	U	**2.57**		**93.9**		1	U	**79.9**		5	U	--	
	MW-56-051519	5/15/2019	µg/L	**299**		1	U	**4.11**		**119**		1	U	**86.2**		**5.33**		--	
	MW-56-071719	7/17/2019	µg/L	**549**		1	U	**8.9**		**205**		1	U	**146**		**8.18**		--	
	MW-56-082119	8/21/2019	µg/L	**391**		10	U	10	U	**91.1**		10	U[b]	**134**		50	U[b]	--	
	MW-56-091719	9/17/2019	µg/L	**30.1**		1	U	1	U	**8.51**		1	U	**137**		5	U	--	
	MW-56-110519	11/5/2019	µg/L	**5.55**		1	U	1	U	3	U	1	U	**168**		5	U	--	
	MW-56-121719	12/17/2019	µg/L	**84.3**		1	U	**1.13**		**33.6**		1	U	**141**		5	U	--	
	MW-56-021320	2/13/2020	µg/L	**135**		1	U	**1.61**		**51.5**		1	U	**192**		5	U	--	
	MW-56-031120	3/11/2020	µg/L	**46.6**		1	U	1	U	**19.1**		1	U	**192**		5	U	--	
	MW-56-050420	5/4/2020	µg/L	**1.49**		1	U	1	U	3	U	1	U	**95.1**		5	U	--	
	MW-56-072220	7/22/2020	µg/L	1	U	1	U	1	U	3	U	1	U	**55.3**		5	U	--	
	MW-56-091520	9/15/2020	µg/L	1	U	1	U	1	U	3	U	1	U	**48.5**		5	U	--	

Table 4B. Analytical Results for Groundwater, Historical

Products (SE) Pipe Line Corporation

Lewis Drive Remediation Site, Belton, South Carolina

Site ID #18693 "Kinder Morgan Belton Pipeline Release"

Location	Sample ID	Sample Date	Units	Analyte																	
				Benzene		Ethylbenzene		Toluene		Total Xylenes		1,2-DCA		MTBE		Naphthalene		EDB	
		RBSL[a]:		5.0		700		1,000		10,000		5.0		40		25		0.05	
	MW-56-111120	11/11/2020	µg/L	1	U	1	U	1	U	3	U	1	U	**31.4**		5	U	--	
	MW-56-012021	1/20/2021	µg/L	1	U	1	U	1	U	3	U	1	U	**60**		5	U	--	
	MW-56-032421	3/24/2021	µg/L	1	U	1	U	1	U	3	U	1	UJ	**70**		5	U	--	
	MW-56-051921	5/19/2021	µg/L	1	U	1	U	1	U	3	U	1	U	**97.3**		5	UJ	--	
	MW-56-071321	7/13/2021	µg/L	**3.3**		1	U	1	U	3	U	1	U	**108**		5	U	--	
	MW-56-091721	9/17/2021	µg/L	**81.4**		1	U	1	U	**11.3**		1	UJ	**122**	**J**	5	U	--	
	MW-56-111821	11/18/2021	µg/L	**4.65**		1	U	1	U	3	U	1	U	**124**		5	U	--	
	MW-56-030122	3/1/2022	µg/L	**98.1**		1	U	1	U	**12.7**		1	U	**137**		5	U	--	
	MW-56-061422	6/14/2022	µg/L	**191**		1	U	1	U	**17.8**		1	U	**109**		5	U	--	
	MW-56-092022	9/20/2022	µg/L	**84.8**		1	U	1	U	**5.74**		1	U	**71.3**	**J**	5	U	--	
	MW-56-121322	12/13/2022	µg/L	**86.5**		1	U	1	U	**5.49**		1	U	**77.5**		5	U	--	
	MW-56-031423	3/14/2023	µg/L	**52.1**		5	U	5	U	15	U	5	U[b]	**91.3**		25	U[b]	--	
	MW-56-061923	6/19/2023	µg/L	**75.4**		1	U	1	U	3	U	1	U	**22.1**		5	U	--	
	MW-56-091223	9/12/2023	µg/L	**41.7**		1	U	1	U	3	U	1	U	**16.0**		5	U	--	
	MW-56-111723	11/17/2023	µg/L	**31.1**		1	U	1	U	3	U	1	U	**24.7**		5	U	--	
	MW-56-121923	12/19/2023	µg/L	**65.1**		1	U	1	U	3	U	1	U	**30.8**	**J**	5	U	--	
	MW-56-030624	3/6/2024	µg/L	**116**		1	U	1	U	**3.61**		1	U	**30.7**		5	U	--	
	MW-56-061124	6/11/2024	µg/L	**253**		1	U	1	U	**5.77**		1	U	**35.3**		**6.10**		--	
MW-57	MW-57-040919	4/9/2019	µg/L	**1340**		**2.81**		**42**		**406**		1	U	**198**		**20.5**		--	
	MW-57-051519	5/15/2019	µg/L	**535**		**1.36**		**11.1**		**178**		1	U	**169**		**8.65**		--	
	MW-57-071719	7/17/2019	µg/L	**1330**		**3.63**		**22.9**		**341**		1	U	**186**		**19.8**		--	
	MW-57-082119	8/21/2019	µg/L	**584**		10	U	10	U	**76.2**		10	U[b]	**183**		50	U[b]	--	
	MW-57-091719	9/17/2019	µg/L	**71.8**		10	U	10	U	30	U	10	U[b]	**74.6**		50	U[b]	--	
	MW-57-110519	11/5/2019	µg/L	**514**		1	U	**11.2**		**83.5**		1	U	**193**		5	U	--	
	MW-57-121719	12/17/2019	µg/L	**154**		1	U	**1.85**		**11.5**		1	U	**108**		5	U	--	
	MW-57-021220	2/12/2020	µg/L	**42.8**		1	U	1	U	3	U	1	U	**64.3**		5	U	--	
	MW-57-031120	3/11/2020	µg/L	**99.4**		1	U	1	U	**9.45**		1	U	**98.4**		5	U	--	
	MW-57-050420	5/4/2020	µg/L	**117**		1	U	1	U	**10.3**		1	U	**119**		5	U	--	
	MW-57-072220	7/22/2020	µg/L	**182**		1	U	1	U	**17.2**		1	U	**106**		5	U	--	
	MW-57-091520	9/15/2020	µg/L	**38.1**		1	U	1	U	3	U	1	U	**97.2**		5	U	--	
	MW-57-111120	11/11/2020	µg/L	1	U	1	U	1	U	3	U	1	U	1	U	5	U	--	
	MW-57-012021	1/20/2021	µg/L	**20.4**		1	U	1	U	3	U	1	U	**50.1**		5	U	--	
	MW-57-032421	3/24/2021	µg/L	**17.2**		1	U	1	U	3	U	1	UJ	**56.2**		5	U	--	
	MW-57-051921	5/19/2021	µg/L	**27.9**		1	U	1	U	3	U	1	U	**65.3**		5	UJ	--	
	MW-57-071321	7/13/2021	µg/L	**60.7**		1	U	1	U	**3.57**		1	U	**72.5**		5	U	--	
	MW-57-091721	9/17/2021	µg/L	**76.4**		1	U	1	U	**3.21**		1	UJ	**67.7**		5	U	--	
	MW-57-111821	11/18/2021	µg/L	**51**		1	U	1	U	3	U	1	U	**74.1**		5	UJ	--	
	MW-57-030222	3/2/2022	µg/L	**40.7**		1	U	1	U	3	U	1	U	**47.2**		5	U	--	

Table 4B. Analytical Results for Groundwater, Historical

Products (SE) Pipe Line Corporation

Lewis Drive Remediation Site, Belton, South Carolina

Site ID #18693 "Kinder Morgan Belton Pipeline Release"

Location	Sample ID	Sample Date	Units	Analyte																	
				Benzene		Ethylbenzene		Toluene		Total Xylenes		1,2-DCA		MTBE		Naphthalene		EDB	
		RBSL[a]:		5.0		700		1,000		10,000		5.0		40		25		0.05	
	MW-57-061422	6/14/2022	µg/L	**242**		1	U	**1.64**		**11**		1	U	**42**		5	U	--	
	MW-57-092022	9/20/2022	µg/L	1	U	1	U	1	U	3	U	1	U	**5.02**		5	U	--	
	MW-57-121322	12/13/2022	µg/L	1	U	1	U	1	U	3	U	1	U	**1.81**		5	U	--	
	MW-57-031423	3/14/2023	µg/L	1	U	1	U	1	U	3	U	1	U	**1.18**		5	U	--	
	MW-57-061923	6/19/2023	µg/L	1	U	1	U	1	U	3	U	1	U	**2.75**		5	U	--	
	MW-57-091323	9/13/2023	µg/L	**2.67**		1	U	1	U	3	U	1	U	**2.48**		5	U	--	
	MW-57-111723	11/17/2023	µg/L	**3.47**		1	U	1	U	3	U	1	U	**1.61**		5	U	--	
	MW-57-121923	12/19/2023	µg/L	1	U	1	U	1	U	3	U	1	U	1	U	5	U	--	
	MW-57-030624	3/6/2024	µg/L	1	U	1	U	1	U	3	U	1	U	1	U	5	U	--	
	MW-57-061124	6/11/2024	µg/L	**3.28**		1	U	1	U	3	U	1	U	**3.89**		5	U	--	
MW-58	MW-58-051921	5/19/2021	µg/L	**3.98**		1	U	1	U	3	U	1	U	**71.9**		5	UJ	--	
	MW-58-071321	7/13/2021	µg/L	**39.5**		1	U	1	U	3	U	1	UJ	**62.7**		5	U	--	
	MW-58-091721	9/17/2021	µg/L	**98.3**		1	U	1	U	3	U	1	U	**63.5**		5	U	--	
	MW-58-111721	11/17/2021	µg/L	**197**		1	U	1	U	3	U	1	U	**64.4**		5	U	--	
	MW-58-030222	3/2/2022	µg/L	**321**		1	U	**1.71**		**8.77**		1	U	**71.2**		5	U	--	
	MW-58-061422	6/14/2022	µg/L	**155**		1	U	1	U	**5.2**		1	U	**41.6**		5	U	--	
	MW-58-092022	9/20/2022	µg/L	**51**		1	U	1	U	3	U	1	U	**23.2**		5	U	--	
	MW-58-121322	12/13/2022	µg/L	1	U	1	U	1	U	3	U	1	U	**5.26**		5	U	--	
	MW-58-031423	3/14/2023	µg/L	1	U	1	U	1	U	3	U	1	U	**2.70**		5	U	--	
	MW-58-061923	6/19/2023	µg/L	1	U	1	U	1	U	3	U	1	U	**2.89**		5	U	--	
	MW-58-091223	9/12/2023	µg/L	**22.9**		1	U	1	U	3	U	1	U	**6.47**		5	UJ	--	
	MW-58-111623	11/16/2023	µg/L	**53.7**		1	U	1	U	3	U	1	U	**8.57**		5	U	--	
	MW-58-121823	12/18/2023	µg/L	**9.76**		1	U	1	U	3	U	1	U	**4.75**		5	U	--	
	MW-58-030524	3/5/2024	µg/L	**1.14**		1	U	1	U	3	U	1	U	**4.77**		5	U	--	
	MW-58-061024	6/10/2024	µg/L	**64.0**	**J**	1	U	1	U	3	U	1	U	**8.62**	**J**	5	U	--	
MW-59	MW-59-051921	5/19/2021	µg/L	1	U	1	U	1	U	3	U	1	U	**2.3**		5	UJ	--	
	MW-59-071321	7/13/2021	µg/L	1	U	1	U	**6.81**		3	U	1	UJ	**2.17**		5	U	--	
	MW-59-091721	9/17/2021	µg/L	1	U	1	U	1	U	3	U	1	U	**2.35**		5	U	--	
	MW-59-111721	11/17/2021	µg/L	1	U	1	U	1	U	3	U	1	U	**3.14**		5	U	--	
	MW-59-030222	3/2/2022	µg/L	1	U	1	U	1	U	3	U	1	U	**3.35**		5	U	--	
	MW-59-061422	6/14/2022	µg/L	1	U	1	U	1	U	3	U	1	U	**3.91**		5	U	--	
	MW-59-092022	9/20/2022	µg/L	1	U	1	U	1	U	3	U	1	U	**6.75**		5	U	--	
	MW-59-121322	12/13/2022	µg/L	1	U	1	U	1	U	3	U	1	U	**3.3**		5	U	--	
	MW-59-031423	3/14/2023	µg/L	**4.33**		1	U	1	U	3	U	1	U	**17.7**		5	U	--	
	MW-59-061923	6/19/2023	µg/L	**14.5**		1	U	1	U	3	U	1	U	**17.7**		5	U	--	
	MW-59-091223	9/12/2023	µg/L	**9.70**		1	U	1	U	**6.12**		1	U	**38.5**		5	UJ	--	
	MW-59-111723	11/17/2023	µg/L	**1.40**		1	U	1	U	**12.0**		1	U	**76.8**		5	U	--	
	MW-59-121823	12/18/2023	µg/L	1	U	1	U	1	U	3	U	1	U	**63.2**	**J**	5	U	--	

Table 4B. Analytical Results for Groundwater, Historical

Products (SE) Pipe Line Corporation

Lewis Drive Remediation Site, Belton, South Carolina

Site ID #18693 "Kinder Morgan Belton Pipeline Release"

Location	Sample ID	Sample Date	Units	Analyte																	
				Benzene		Ethylbenzene		Toluene		Total Xylenes		1,2-DCA		MTBE		Naphthalene		EDB	
		RBSL[a]:		5.0		700		1,000		10,000		5.0		40		25		0.05	
	MW-59-030524	3/5/2024	µg/L	**38.7**		1	U	1	U	**7.29**		1	U	**77.2**		5	U	--	
	MW-59-061024	6/10/2024	µg/L	1	U	1	U	1	U	**6.97**	**J**	1	U	**85.9**	**J**	5	U	--	
MW-60	MW-60-050420	5/4/2020	µg/L	**421**		1	U	**7.61**		**175**		1	U	**111**		**5.67**		--	
	MW-60-070720	7/7/2020	µg/L	**970**		**1.19**		**15.4**		**252**		1	U	**145**		**10.3**		--	
	MW-60-091520	9/15/2020	µg/L	**1190**		20	U	20	U	60	U	20	U[b]	**212**		100	U[b]	--	
	MW-60-111120	11/11/2020	µg/L	**1.38**		1	U	1	U	3	U	1	U	**5.57**		5	U	--	
	MW-60-012021	1/20/2021	µg/L	1	U	1	U	1	U	3	U	1	U	1	U	5	U	--	
	MW-60-032421	3/24/2021	µg/L	1	U	1	U	1	U	3	U	1	UJ	1	U	5	U	--	
	MW-60-051921	5/19/2021	µg/L	1	U	1	U	1	U	3	U	1	U	1	U	5	UJ	--	
	MW-60-071321	7/13/2021	µg/L	1	U	1	U	1	U	3	U	1	U	1	U	5	U	--	
	MW-60-091721	9/17/2021	µg/L	**3.29**		1	U	1	U	3	U	1	UJ	**2.25**		5	U	--	
	MW-60-111821	11/18/2021	µg/L	1	U	1	U	1	U	3	U	1	U	1	U	5	U	--	
	MW-60-030222	3/2/2022	µg/L	1	U	1	U	1	U	3	U	1	U	1	U	5	U	--	
	MW-60-061422	6/14/2022	µg/L	**1.11**		1	U	1	U	3	U	1	U	1	U	5	U	--	
	MW-60-092022	9/20/2022	µg/L	1	U	1	U	1	U	3	U	1	UJ	**10.5**		5	U	--	
	MW-60-121322	12/13/2022	µg/L	1	U	1	U	1	U	3	U	1	U	1	U	5	U	--	
	MW-60-031423	3/14/2023	µg/L	1	U	1	U	1	U	3	U	1	U	1	U	5	U	--	
	MW-60-061923	6/19/2023	µg/L	1	U	1	U	1	U	3	U	1	U	1	U	5	U	--	
	MW-60-091223	9/12/2023	µg/L	**1.36**		1	U	1	U	3	U	1	U	**10.1**		5	UJ	--	
	MW-60-111623	11/16/2023	µg/L	1	U	1	U	1	U	3	U	1	U	**49.3**		5	U	--	
	MW-60-122023	12/20/2023	µg/L	1	U	1	U	1	U	3	U	1	U	**39.5**		5	U	--	
	MW-60-030624	3/6/2024	µg/L	1	U	1	U	1	U	3	U	1	U	1	U	5	U	--	
	MW-60-061024	6/10/2024	µg/L	1	U	1	U	1	U	3	U	1	U	1	U	5	U	--	
MW-61B	MW-61B-072321	7/23/2021	µg/L	1	U	1	U	1	U	3	U	1	U	1	U	5	U	--	
	MW-61B-091721	9/17/2021	µg/L	1	U	1	U	1	U	3	U	1	UJ	1	U	5	U	--	
	MW-61B-111721	11/17/2021	µg/L	1	U	1	U	1	U	3	U	1	U	1	U	5	U	--	
	MW-61B-030222	3/2/2022	µg/L	1	U	1	U	1	U	3	U	1	U	1	U	5	U	--	
	MW-61B-061422	6/14/2022	µg/L	1	U	1	U	1	U	3	U	1	U	1	U	5	U	--	
	MW-61B-092022	9/20/2022	µg/L	1	U	1	U	1	U	3	U	1	U	1	U	5	U	--	
	MW-61B-121322	12/13/2022	µg/L	1	U	1	U	1	U	3	U	1	U	1	U	5	U	--	
	MW-61B-031423	3/14/2023	µg/L	1	U	1	U	1	U	3	U	1	U	1	U	5	U	--	
	MW-61B-061923	6/19/2023	µg/L	1	U	1	U	1	U	3	U	1	U	1	U	5	U	--	
	MW-61B-091223	9/12/2023	µg/L	1	U	1	U	1	U	3	U	1	U	1	U	5	UJ	--	
	MW-61B-121923	12/19/2023	µg/L	1	U	1	U	1	U	3	U	1	U	1	U	5	U	--	
	MW-61B-030524	3/5/2024	µg/L	1	U	1	U	1	U	3	U	1	U	1	U	5	U	--	
	MW-61B-061024	6/10/2024	µg/L	1	U	1	U	1	U	3	U	1	U	1	U	5	U	--	
MW-62	MW-62-051921	5/19/2021	µg/L	1	U	1	U	1	U	3	U	1	U	1	U	5	UJ	--	
	MW-62-071321	7/13/2021	µg/L	1	U	1	U	1	U	3	U	1	UJ	1	U	5	U	--	

Table 4B. Analytical Results for Groundwater, Historical

Products (SE) Pipe Line Corporation

Lewis Drive Remediation Site, Belton, South Carolina

Site ID #18693 "Kinder Morgan Belton Pipeline Release"

Location	Sample ID	Sample Date	Units	Analyte																	
				Benzene		Ethylbenzene		Toluene		Total Xylenes		1,2-DCA		MTBE		Naphthalene		EDB	
		RBSL[a]:		5.0		700		1,000		10,000		5.0		40		25		0.05	
	MW-62-091721	9/17/2021	µg/L	1	U	1	U	1	U	3	U	1	U	1	U	5	U	--	
	MW-62-111721	11/17/2021	µg/L	1	U	1	U	1	U	3	U	1	U	1	U	5	U	--	
	MW-62-030222	3/2/2022	µg/L	1	U	1	U	1	U	3	U	1	U	1	U	5	U	--	
	MW-62-061422	6/14/2022	µg/L	1	U	1	U	1	U	3	U	1	U	1	U	5	U	--	
	MW-62-092022	9/20/2022	µg/L	1	U	1	U	1	U	3	U	1	U	1	U	5	U	--	
	MW-62-121322	12/13/2022	µg/L	1	U	1	U	1	U	3	U	1	U	1	U	5	U	--	
	MW-62-031423	3/14/2023	µg/L	1	U	1	U	1	U	3	U	1	U	1	U	5	U	--	
	MW-62-061923	6/19/2023	µg/L	1	U	1	U	1	U	3	U	1	U	1	U	5	U	--	
	MW-62-091223	9/12/2023	µg/L	1	U	1	U	1	U	3	U	1	U	1	U	5	UJ	--	
	MW-62-111723	11/17/2023	µg/L	1	U	1	U	1	U	3	U	1	U	1	U	5	U	--	
	MW-62-121923	12/19/2023	µg/L	1	U	1	U	1	U	3	U	1	U	1	U	5	U	--	
	MW-62-030524	3/5/2024	µg/L	1	U	1	U	1	U	3	U	1	U	1	U	5	U	--	
	MW-62-061024	6/10/2024	µg/L	1	U	1	U	1	U	3	U	1	U	1	U	5	U	--	
MW-63	MW-63-051921	5/19/2021	µg/L	1	U	1	U	1	U	3	U	1	U	**6.01**		5	UJ	--	
	MW-63-071321	7/13/2021	µg/L	1	U	1	U	1	U	3	U	1	UJ	**2.41**		5	U	--	
	MW-63-091721	9/17/2021	µg/L	1	U	1	U	1	U	3	U	1	U	**1.95**		5	U	--	
	MW-63-111721	11/17/2021	µg/L	1	U	1	U	1	U	3	U	1	U	**2.64**		5	U	--	
	MW-63-030222	3/2/2022	µg/L	1	U	1	U	1	U	3	U	1	U	**11.5**		5	U	--	
	MW-63-061422	6/14/2022	µg/L	1	U	1	U	1	U	3	U	1	U	**17.7**		5	U	--	
	MW-63-092022	9/20/2022	µg/L	1	U	1	U	1	U	3	U	1	U	**3.43**		5	U	--	
	MW-63-121322	12/13/2022	µg/L	1	U	1	U	1	U	3	U	1	U	1	U	5	U	--	
	MW-63-031423	3/14/2023	µg/L	1	U	1	U	1	U	3	U	1	U	**2.32**		5	U	--	
	MW-63-061923	6/19/2023	µg/L	1	U	1	U	1	U	3	U	1	U	**2.73**		5	U	--	
	MW-63-091223	9/12/2023	µg/L	1	U	1	U	1	U	3	U	1	U	**1.10**		5	UJ	--	
	MW-63-111623	11/16/2023	µg/L	1	U	1	U	1	U	3	U	1	U	**1.17**		5	U	--	
	MW-63-121823	12/18/2023	µg/L	1	U	1	U	1	U	3	U	1	U	1	U	5	U	--	
	MW-63-030524	3/5/2024	µg/L	1	U	1	U	1	U	3	U	1	U	**2.20**		5	U	--	
	MW-63-061024	6/10/2024	µg/L	1	U	1	U	1	U	3	U	1	U	**2.47**	**J**	5	U	--	

Notes:

[a] RBSL = Risk-based screening levels identified in South Carolina Underground Storage Tank Management Division Programmatic Quality Assurance Program Plan, Revision 3.1, Table D1 "RBSLs for Groundwater," February 2016

[b] The analyte was analyzed for, but was not detected above the laboratory reporting/quantitation limit. However, the laboratory reporting/quantitation limit is above the screening criteria. The actual absence or presence of this analyte between the screening criteria and the laboratory reporting/quantitation limit cannot be determined.

Samples analyzed by U.S. Environmental Protection Agency Methods SW 8260B/8260D and 8011.

Bold indicates the analyte was detected above the method detection limit.

Gray shading indicates the analyte exceeded RBSLs.

Table 4B. Analytical Results for Groundwater, Historical

Products (SE) Pipe Line Corporation

Lewis Drive Remediation Site, Belton, South Carolina

Site ID #18693 "Kinder Morgan Belton Pipeline Release"

Location	Sample ID	Sample Date	Units	Analyte																	
				Benzene		Ethylbenzene		Toluene		Total Xylenes		1,2-DCA		MTBE		Naphthalene		EDB	
		RBSL[a]:		5.0		700		1,000		10,000		5.0		40		25		0.05	

µg/L = microgram(s) per liter

1,2-DCA = 1,2-dichloroethane

EDB = 1,2-dibromoethane

ID = identification

J = estimated result

MTBE = methyl tertiary butyl ether

MW = monitoring well

NS = not sampled

NS-FP = sample not collected due to the presence of free product in the well

NS-HS = sample not collected due to health and safety concerns

NS-IW = sample not collected due to insufficient volume of water in well

NS-OL = sample not collected because it was overlooked in the field

NS-PS = sample not collected due to the observation of product sheen in well

NS-SL = sample not analyzed due to sample being lost in transit to laboratory

NS-SS = sample not collected based on revised sampling schedule

U = analyte was not detected above the reported sample quantitation limit

UJ = analyte was not detected above the reported sample quantitation limit and should be considered estimated

Table 5. Well Construction Information
Products (SE) Pipe Line Corporation
Lewis Drive Remediation Site, Belton, South Carolina
Site ID #18693 "Kinder Morgan Belton Pipeline Release"

Location ID	Installation Method	Permit #	Date Installed	Date Abandoned	Purpose	Ground Surface Elevation (ft amsl)	TOC Elevation (ft amsl)	Measured Depth to Bottom (ft BTOC)	Bore Hole Diameter (in)	Well Dia (in)	Well Depth (ft bgs)	Bottom of Well (ft amsl)	Top of Screen or Open Borehole Interval (ft BTOC)	Bottom of Screen or Open Borehole Interval (ft BTOC)	Top of Screen or Open Borehole Interval (ft bgs)	Bottom of Screen or Open Borehole Interval (ft bgs)	Top of Screen or Open Borehole Interval (ft amsl)	Bottom of Screen or Open Borehole Interval (ft amsl)	Length of Screen or Open Borehole Interval (ft)
Monitoring Wells																			
MW-01	CME 550 HSA	MW-10136	6/26/2015	Still in use	Monitoring Well/Gauging	850.25	853.07	15.61	8	2	13.00	837.2	5.82	15.82	3.0	13.0	847.2	837.2	10.00
MW-01B	Schramm Air Rig	MW-10136	6/25/2015	Still in use	Monitoring Well/Gauging	850.45	852.99	45.26	10	6	38.50	812.0	21.03	41.03	18.5	38.5	832.0	812.0	20.00
MW-02	CME 750 HAS	MW-10136	6/25/2015	Still in use	Monitoring Well/Gauging	841.24	841.04	19.78	8	2	20.00	821.2	4.80	19.80	5.0	20.0	836.2	821.2	15.00
MW-02B	Schramm Air Rig/ rehabbed (10/5/2017) with a Mobile Drill B57	MW-10136	6/24/2015	Still in use	Monitoring Well/Gauging	841.18	841.19	81.55	10	2	81.70	759.5	70.00	81.70	70.0	81.7	771.2	759.5	13.00
MW-03	CME 550 HSA	MW-10136	6/23/2015	Still in use	Monitoring Well/Gauging	838.38	838.36	22.19	8	2	20.00	818.4	4.98	19.98	5.0	20.0	833.4	818.4	15.00
MW-04	CME 550 HSA	MW-10136	6/23/2015	Still in use	Monitoring Well/Gauging	844.51	844.42	20.65	8	2	20.00	824.5	4.91	19.91	5.0	20.0	839.5	824.5	15.00
MW-05	CME 550 HSA	MW-10136	6/24/2015	Still in use	Monitoring Well/Gauging	851.15	851.11	19.89	8	2	20.00	831.1	4.96	19.96	5.0	20.0	846.1	831.1	15.00
MW-06	CME 550 HSA	MW-10136	6/24/2015	Still in use	Monitoring Well/Gauging	852.98	852.92	19.20	8	2	19.60	833.4	4.54	19.54	5.0	19.6	848.0	833.4	15.00
MW-06B	Mobile Drill B57	MW-11117	10/17/2017	Still in use	Monitoring Well/Gauging	852.42	852.57	85.65	13.75	4	85.20	767.2	65.50	85.50	65.5	85.5	786.9	766.9	20.00
MW-07	CME 550 HSA	MW-10136	6/25/2015	Still in use	Monitoring Well/Gauging	853.02	853.02	13.60	8	2	13.50	839.5	3.50	13.50	3.5	13.5	849.5	839.5	10.00
MW-08	CME 550 HSA	MW-10136	6/25/2015	Still in use	Monitoring Well/Gauging	844.75	844.72	19.80	8	2	19.70	825.1	4.67	19.67	4.7	19.7	840.1	825.1	15.00
MW-09	CME 550 HSA	MW-10136	6/25/2015	Still in use	Monitoring Well/Gauging	843.72	843.63	20.21	8	2	19.50	824.2	4.41	19.41	4.5	19.5	839.2	824.2	15.00
MW-09B	Mobile Drill B57	MW-11117	10/17/2017	Still in use	Monitoring Well/Gauging	843.71	843.92	151.00	13.75	4	151.00	692.7	132.20	151.00	132.2	151.0	711.5	692.7	20.00
MW-10	CME 550 HSA	MW-10136	6/25/2015	Still in use	Monitoring Well/Gauging	842.33	845.41	23.54	8	2	20.00	822.3	8.08	23.08	5.0	20.0	837.3	822.3	15.00
MW-11	CME 550 HSA	MW-10136	7/1/2015	Still in use	Monitoring Well/Gauging	852.36	855.63	32.50	8	2	29.20	823.2	13.27	28.27	14.2	25.0	838.2	827.4	15.00
MW-12	CME 550 HSA	MW-10136	6/25/2015	Still in use	Monitoring Well/Gauging	832.20	834.53	21.69	8	2	19.30	812.9	6.63	21.63	4.3	19.3	827.9	812.9	15.00
MW-12B	Geoprobe 3230 DT HSA	MW-10460	12/22/2015	Still in use	Monitoring Well/Gauging	832.26	834.98	45.81	10	6	43.00	789.3	35.72	45.72	33.0	43.0	799.3	789.3	10.00
MW-13	CME 550 HSA	MW-10136	6/26/2015	Still in use	Monitoring Well/Gauging	845.93	848.84	22.18	8	2	19.00	826.9	6.92	21.92	4.0	19.0	841.9	826.9	15.00
MW-13B	Geoprobe 3230 DT HSA	MW-10461	12/21/2015	Still in use	Monitoring Well/Gauging	847.19	849.82	55.36	10	6	58.00	789.2	50.64	60.64	48.0	58.0	799.2	789.2	10.00
MW-14	CME 550 HSA	MW-10136	6/26/2015	Still in use	Monitoring Well/Gauging	836.47	838.70	22.20	8	2	19.30	817.2	6.53	21.53	4.3	19.3	832.2	817.2	15.00
MW-14B	Mobile ST Schramm	MW-10578	5/3/2016	Still in use	Monitoring Well/Gauging	837.12	840.20	76.97	10	6	76.90	760.2	66.07	76.07	66.0	76.0	771.1	761.1	10.00
MW-15	CME 550 HSA	MW-10136	6/29/2015	Still in use	Monitoring Well/Gauging	828.68	831.03	21.22	8	2	19.00	809.7	6.35	21.35	4.0	19.0	824.7	809.7	15.00
MW-15B	CME 550 HSA	MW-10136	7/28/2015	Still in use	Monitoring Well/Gauging	828.66	831.29	74.41	10	6	77.85	750.8	70.48	80.48	67.9	77.9	760.8	750.8	10.00
MW-16	CME 750 HSA	MW-10136	6/26/2015	Still in use	Monitoring Well/Gauging	847.63	847.67	20.37	8	2	20.00	827.6	5.03	20.03	5.0	20.0	842.6	827.6	15.00
MW-17	CME 750 HSA	MW-10136	6/29/2015	Still in use	Monitoring Well/Gauging	855.32	855.35	15.30	8	2	11.00	844.3	6.03	11.03	6.0	11.0	849.3	844.3	5.00
MW-17B	Geoprobe 3230 DT HSA	MW-10462	1/7/2016	Still in use	Monitoring Well/Gauging	855.37	855.37	27.50	10	6	27.00	828.4	17.00	27.00	17.0	27.0	838.4	828.4	10.00
MW-18	CME 550 HSA	MW-10136	6/29/2015	Still in use	Monitoring Well/Gauging	846.82	846.89	19.75	8	2	20.00	826.8	5.06	20.06	5.0	20.0	841.8	826.8	15.00
MW-19	CME 750 HSA	MW-10136	6/29/2015	Still in use	Monitoring Well/Gauging	851.23	853.94	12.13	8	2	9.50	841.7	7.20	12.20	4.5	9.5	846.7	841.7	5.00
MW-20	CME 750 HSA	MW-10136	6/30/2015	Still in use	Monitoring Well/Gauging	853.07	852.89	19.45	8	2	19.00	834.1	3.81	18.81	4.0	19.0	849.1	834.1	15.00
MW-21	CME 750 HSA	MW-10136	6/30/2015	Still in use	Monitoring Well/Gauging	855.68	855.77	20.70	8	2	20.00	835.7	5.09	20.09	5.0	20.0	850.7	835.7	15.00
MW-22	CME 750 HSA	MW-10136	7/1/2015	Still in use	Monitoring Well/Gauging	854.62	854.60	10.30	8	2	11.00	843.6	5.98	10.98	6.0	11.0	848.6	843.6	5.00
MW-23	CME 750 HSA	MW-10136	7/1/2015	Still in use	Monitoring Well/Gauging	846.66	849.57	23.50	8	2	20.00	826.7	7.91	22.91	5.0	20.0	841.7	826.7	15.00
MW-23B	CME 550 HSA	MW-10136	7/22/2015	Still in use	Monitoring Well/Gauging	846.81	849.69	53.48	10	6	50.50	796.3	30.88	53.38	28.0	50.5	818.8	796.3	22.50
MW-24	CME 550 HSA	MW-10136	7/15/2015	Still in use	Monitoring Well/Gauging	815.72	817.92	15.30	8	2	13.00	802.7	10.20	15.20	8.0	13.0	807.7	802.7	5.00
MW-24B	CME 550 HSA	MW-10136	7/20/2015	Still in use	Monitoring Well/Gauging	815.83	818.72	45.10	10	6	39.50	776.3	22.39	42.39	19.5	39.5	796.3	776.3	20.00
MW-25	Geoprobe 3230 DT HSA	MW-10463	1/5/2016	Still in use	Monitoring Well/Gauging	823.46	826.18	18.07	8	2	15.00	808.5	8.04	18.04	5.0	15.0	818.5	808.5	10.00
MW-25B	Geoprobe 3230 DT HSA	MW-10464	1/5/2016	Still in use	Monitoring Well/Gauging	822.59	823.81	59.00	10	6	58.00	764.6	49.22	59.22	48.0	58.0	774.6	764.6	10.00
MW-26	Geoprobe 3230 DT HSA	MW-10465	1/4/2016	Still in use	Monitoring Well/Gauging	844.76	847.56	17.15	8	2	15.25	829.5	7.27	17.27	5.0	15.0	839.8	829.8	10.00
MW-26B	Geoprobe 3230 DT HSA	MW-10466	1/4/2016	Still in use	Monitoring Well/Gauging	844.81	847.81	43.84	10	6	38.00	806.8	29.00	41.00	26.0	38.0	818.8	806.8	12.00
MW-27	Geoprobe 3230 DT HSA	MW-10467	1/5/2016	Still in use	Monitoring Well/Gauging	854.22	854.11	29.51	8	2	30.25	824.0	15.11	30.11	15.0	30.0	839.2	824.2	15.00
MW-27B	CME 550 HSA / Schramm	MW-10578	4/26/2016	Still in use	Monitoring Well/Gauging	854.27	857.14	41.45	10	6	46.00	808.3	31.45	41.45	36.0	46.0	818.3	808.3	10.00
MW-28	Geoprobe 3230 DT HSA	MW-10468	1/5/2016	Still in use	Monitoring Well/Gauging	841.49	844.31	25.93	8	2	25.25	816.2	13.50	23.50	15.0	25.0	826.5	816.5	10.00
MW-29	Geoprobe 3230 DT HSA	MW-10469	1/4/2016	Still in use	Monitoring Well/Gauging	852.07	852.20	15.10	8	2	15.25	836.8	5.00	15.00	5.0	15.0	847.1	837.1	10.00
MW-30	Geoprobe 3230 DT HSA	MW-10470	1/6/2016	Still in use	Monitoring Well/Gauging	841.21	841.28	14.69	8	2	15.25	826.0	5.00	15.00	5.0	15.0	836.2	826.2	10.00
MW-31	CME 550 HSA	MW-10578	4/19/2016	Still in use	Monitoring Well/Gauging	842.26	845.04	28.20	8	2	25.00	817.3	13.20	28.20	10.0	25.0	832.3	817.3	15.00

Table 5. Well Construction Information
Products (SE) Pipe Line Corporation
Lewis Drive Remediation Site, Belton, South Carolina
Site ID #18693 "Kinder Morgan Belton Pipeline Release"

Location ID	Installation Method	Permit #	Date Installed	Date Abandoned	Purpose	Ground Surface Elevation (ft amsl)	TOC Elevation (ft amsl)	Measured Depth to Bottom (ft BTOC)	Bore Hole Diameter (in)	Well Dia (in)	Well Depth (ft bgs)	Bottom of Well (ft amsl)	Top of Screen or Open Borehole Interval (ft BTOC)	Bottom of Screen or Open Borehole Interval (ft BTOC)	Top of Screen or Open Borehole Interval (ft bgs)	Bottom of Screen or Open Borehole Interval (ft bgs)	Top of Screen or Open Borehole Interval (ft amsl)	Bottom of Screen or Open Borehole Interval (ft amsl)	Length of Screen or Open Borehole Interval (ft)
MW-31B	CME 550 HSA/ Schramm	MW-10578	4/22/2016	Still in use	Monitoring Well/Gauging	842.01	844.94	79.25	10	6	76.00	766.0	68.25	79.25	65.0	76.0	777.0	766.0	11.00
MW-32	CME 550 HSA	MW-10578	4/19/2016	Still in use	Monitoring Well/Gauging	839.81	842.93	29.09	8	2	26.00	813.8	13.09	28.09	10.0	25.0	829.8	814.8	15.00
MW-33	CME 550 HSA	MW-10578	4/15/2016	Still in use	Monitoring Well/Gauging	846.20	849.20	28.30	8	2	27.00	819.2	11.30	26.30	10.0	25.0	836.2	821.2	15.00
MW-33T	CME 550 HSA/ Air Rotary	MW-10578	4/14/2016	Still in use	Monitoring Well/Gauging	846.15	849.11	100.35	8	2	96.50	749.7	87.85	97.85	84.0	94.0	762.2	752.2	10.00
MW-34	Hand Auger	MW-10994	3/16/2017	Still in use	Monitoring Well/Gauging	813.99	816.35	7.86	4	2	5.00	809.0	5.36	7.86	2.5	5.0	811.5	809.0	2.50
MW-35	CME 550 HSA	MW-10578	4/20/2016	Still in use	Monitoring Well/Gauging	826.22	829.40	28.42	8	2	26.00	800.2	12.42	27.42	10.0	25.0	816.2	801.2	15.00
MW-36	CME 550 HSA	MW-10578	4/22/2016	Still in use	Monitoring Well/Gauging	858.66	858.47	23.65	8	2	24.50	834.2	8.65	23.65	9.5	24.5	849.2	834.2	15.00
MW-36B	CME 550 HSA/ Schramm	MW-10578	4/28/2016	Still in use	Monitoring Well/Gauging	858.49	858.15	47.54	10	6	54.90	803.6	36.64	46.64	44.0	54.0	814.5	804.5	10.00
MW-37	Geoprobe 8040 HSA	MW-10759	8/9/2016	Still in use	Monitoring Well/Gauging	810.93	813.92	18.11	6.25	2	16.00	794.9	7.11	17.11	5.0	15.0	805.9	795.9	10.00
MW-38	Geoprobe 8040 HSA	MW-10759	8/9/2016	Still in use	Monitoring Well/Gauging	810.49	813.28	11.61	6.25	2	9.10	801.4	6.41	11.41	3.9	8.9	806.6	801.6	5.00
MW-38B	Mobile Drill B57	MW-12274	4/14/2020	Still in use	Monitoring Well/Gauging	813.23	815.87	36.05	10.25	4	31.00	782.2	26.05	36.05	21.0	31.0	792.2	782.2	10.00
MW-39	Geoprobe 8040 HSA	MW-10759	11/29/2016	Still in use	Monitoring Well/Gauging	816.92	819.90	13.01	6.25	2	11.00	805.9	7.01	12.01	5.0	10.0	811.9	806.9	5.00
MW-40	Geoprobe 8040 HSA	MW-10759	11/30/2016	Still in use	Monitoring Well/Gauging	814.75	817.79	13.18	6.25	2	11.00	803.8	7.18	12.18	5.0	10.0	809.8	804.8	5.00
MW-41	Geoprobe 8040 HSA	MW-10759	11/28/2016	Still in use	Monitoring Well/Gauging	816.67	819.68	13.20	6.25	2	11.00	805.7	7.20	12.20	5.0	10.0	811.7	806.7	5.00
MW-42	Geoprobe 8040 HSA	MW-10759	11/28/2016	Still in use	Monitoring Well/Gauging	817.31	820.33	13.40	6.25	2	11.00	806.3	7.40	12.40	5.0	10.0	812.3	807.3	5.00
MW-43	Mobile Drill B57	MW-10964	10/20/2017	Still in use	Monitoring Well/Gauging	815.92	818.12	10.30	8.5	2	7.50	808.42	5.30	10.30	2.5	7.5	813.42	808.42	5.00
MW-43B	Mobile Drill B57	MW-10964	10/20/2017	Still in use	Monitoring Well/Gauging	816.08	818.80	54.40	13.75	4	51.00	765.08	34.40	54.40	31.0	51.0	785.08	765.08	20.00
MW-44	Hollow Stem Auger	MW-10964	1/23/2017	Still in use	Monitoring Well/Gauging	853.82	853.67	9.82	6.25	2	10.00	843.8	4.82	9.82	5.0	10.0	848.8	843.8	5.00
MW-44B	Hollow Stem Auger/ Wire Line/ Air Rotary	MW-10964	1/23/2017	Still in use	Monitoring Well/Gauging	853.66	853.38	34.50	10.25	4	37.10	816.6	13.50	34.50	16.1	37.1	837.6	816.6	21.00
MW-45	Hollow Stem Auger	MW-10964	1/26/2017	Still in use	Monitoring Well/Gauging	852.39	852.47	14.42	6.25	2	14.00	838.4	4.42	14.42	4.0	14.0	848.4	838.4	10.00
MW-45B	Hollow Stem Auger/ Wire Line/ Air Rotary	MW-10964	1/25/2017	Still in use	Monitoring Well/Gauging	852.69	852.85	40.30	10.25	4	40.30	812.4	19.00	40.30	19.0	40.3	833.7	812.4	21.30
MW-46	Geoprobe 8040 DT	MW-11117	9/13/2017	Still in use	Monitoring Well/Gauging	842.43	845.47	17.05	8.5	2	14.00	828.4	12.05	17.05	9.0	14.0	833.4	828.4	5.00
MW-47	Geoprobe 8040 DT	MW-11117	9/14/2017	Still in use	Monitoring Well/Gauging	839.89	842.98	22.79	8.5	2	20.00	819.9	12.79	22.79	10.0	20.0	829.9	819.9	10.00
MW-48B	Mobile Drill B57	MW-11117	10/18/2017	Still in use	Monitoring Well/Gauging	829.53	832.34	94.50	13.75	4	91.00	738.5	74.50	94.50	71.0	91.0	758.5	738.5	20.00
MW-49	Geoprobe 8040 DT	MW-11117	9/14/2017	Still in use	Monitoring Well/Gauging	843.65	846.78	23.30	8.5	2	21.00	822.7	8.30	23.30	6.0	21.0	837.7	822.7	15.00
MW-50B	Mobile Drill B57	MW-11247	10/17/2017	Still in use	Monitoring Well/Gauging	847.11	850.34	109.60	13.75	4	106.00	741.1	89.60	109.60	96.0	106.0	751.1	741.1	20.00
MW-51	CME 750 HSA	MW-11508	9/5/2018	Still in use	Monitoring Well/Gauging	828.77	831.92	25.34	6.25	2	22.50	806.3	10.34	25.34	7.3	22.3	821.5	806.5	15.00
MW-52	CME 750 HSA	MW-11508	9/4/2018	Still in use	Monitoring Well/Gauging	826.72	830.09	33.43	6.25	2	28.50	798.2	18.43	33.43	13.0	28.0	813.7	798.7	15.00
MW-53	CME 750 HSA	MW-11508	8/28/2018	Still in use	Monitoring Well/Gauging	837.24	837.37	21.32	8.0	2	21.80	815.4	6.32	21.32	6.0	21.0	831.2	816.2	15.00
MW-54	CME 750 HSA	MW-11508	8/30/2018	Still in use	Monitoring Well/Gauging	840.83	840.79	25.58	8.0	2	25.20	815.6	10.58	25.58	9.8	24.8	831.0	816.0	15.00
MW-55	Geoprobe 8040 DT	MW-11667	3/13/2019	Still in use	Monitoring Well/Gauging	859.84	859.71	25.50	6.0	2	25.50	834.3	10.50	25.50	10.0	25.0	849.8	834.8	15.00
MW-56	Geoprobe 8040 DT	MW-11841	3/12/2019	Still in use	Monitoring Well/Gauging	840.71	843.94	14.30	6.0	2	14.80	825.9	4.30	14.30	4.3	14.3	836.4	826.4	10.00
MW-57	Geoprobe 8040 DT	MW-11841	3/12/2019	Still in use	Monitoring Well/Gauging	842.50	845.63	13.88	6.0	2	14.38	828.1	3.88	13.88	3.9	13.9	838.6	828.6	10.00
MW-58	CME 750 HSA	MW-12274	5/4/2021	Still in use	Monitoring Well/Gauging	838.84	838.78	9.56	8.25	2	10.00	828.8	2.56	9.56	3.0	10.0	835.8	828.8	7.00
MW-59	CME 750 HSA	MW-12274	5/5/2021	Still in use	Monitoring Well/Gauging	837.69	837.46	9.85	8.25	2	10.00	827.7	2.85	9.85	3.0	10.0	834.7	827.7	7.00
MW-60	Mobile Drill B57	MW-12274	4/7/2020	Still in use	Monitoring Well/Gauging	841.95	844.88	16.95	10.5	2	13.00	829.0	6.95	16.95	3.0	13.0	839.0	829.0	10.00
MW-61B	CME 750 HSA	MW-12274	6/23/2021	Still in use	Monitoring Well/Gauging	837.18	836.98	59.92	8.25	2	60.25	776.9	39.92	59.92	38.0	58.0	799.2	779.2	20.00
MW-62	CME 750 HSA	MW-12377	5/5/2021	Still in use	Monitoring Well/Gauging	839.37	839.27	9.89	8.25	2	10.00	829.4	2.89	9.89	3.0	10.0	836.4	829.4	7.00
MW-63	CME 750 HSA	MW-12377	5/4/2021	Still in use	Monitoring Well/Gauging	841.96	841.72	11.74	8.25	2	12.50	829.5	4.74	11.74	5.5	12.5	836.5	829.5	7.00
Recovery Wells																			
RW-01	HSA	MW-09978	1/28/2015	Still in use	Gauging/LNAPL Recovery	849.49	851.92	20.80	6.25	4	17	832.5	4.44	19.44	2.0	17.0	847.5	832.5	15.00
RW-02	HSA	MW-09978	1/29/2015	Still in use	Gauging/LNAPL Recovery	850.22	852.69	25.72	6.25	4	23	827.2	15.47	25.47	13.0	23.0	837.2	827.2	10.00
RW-03	HSA	MW-09978	1/29/2015	Still in use	Gauging/LNAPL Recovery	850.03	852.34	33.39	6.25	4	31.2	818.8	18.51	33.51	16.2	31.2	833.8	818.8	15.00
RW-04	HSA	MW-09978	1/29/2015	Still in use	Gauging/LNAPL Recovery	852.15	853.93	35.04	6.25	4	33	819.2	14.78	34.78	13.0	33.0	839.2	819.2	20.00
RW-05	HSA	MW-09978	1/30/2015	Still in use	Gauging/LNAPL Recovery	850.99	853.53	38.25	6.25	4	34.5	816.5	22.04	37.04	19.5	34.5	831.5	816.5	15.00
RW-06	HSA	MW-09978	1/30/2015	Still in use	Gauging/LNAPL Recovery	844.21	846.21	38.50	6.25	4	38.5	805.7	20.49	40.49	18.5	38.5	825.7	805.7	20.00

Table 5. Well Construction Information
Products (SE) Pipe Line Corporation
Lewis Drive Remediation Site, Belton, South Carolina
Site ID #18693 "Kinder Morgan Belton Pipeline Release"

Location ID	Installation Method	Permit #	Date Installed	Date Abandoned	Purpose	Ground Surface Elevation (ft amsl)	TOC Elevation (ft amsl)	Measured Depth to Bottom (ft BTOC)	Bore Hole Diameter (in)	Well Dia (in)	Well Depth (ft bgs)	Bottom of Well (ft amsl)	Top of Screen or Open Borehole Interval (ft BTOC)	Bottom of Screen or Open Borehole Interval (ft BTOC)	Top of Screen or Open Borehole Interval (ft bgs)	Bottom of Screen or Open Borehole Interval (ft bgs)	Top of Screen or Open Borehole Interval (ft amsl)	Bottom of Screen or Open Borehole Interval (ft amsl)	Length of Screen or Open Borehole Interval (ft)
RW-07	HSA	MW-09978	2/2/2015	Still in use	Gauging/LNAPL Recovery	841.01	843.19	38.00	6.25	4	38	803.0	15.18	40.18	13.0	38.0	828.0	803.0	25.00
RW-08	HSA	MW-09978	2/2/2015	Still in use	Gauging/LNAPL Recovery	833.46	835.48	33.50	6.25	4	33.5	800.0	10.52	35.52	8.5	33.5	825.0	800.0	25.00
RW-09	HSA	MW-09978	2/3/2015	Still in use	Gauging/LNAPL Recovery	831.13	835.12	42.13	6.25	4	41.5	789.6	15.49	45.49	11.5	41.5	819.6	789.6	30.00
RW-10	HSA	MW-10006	2/4/2015	Still in use	Gauging/LNAPL Recovery	846.76	848.53	66.51	6.25	4	68.5	778.3	5.27	70.27	3.5	68.5	843.3	778.3	65.00
RW-11	HSA	MW-10006	2/4/2015	Still in use	Gauging/LNAPL Recovery	851.20	854.09	21.40	6.25	4	19.5	831.7	7.39	22.39	4.5	19.5	846.7	831.7	15.00
RW-12	HSA	MW-10006	2/5/2015	Still in use	Gauging/LNAPL Recovery	851.64	854.49	16.90	6.25	4	14	837.6	6.90	16.90	4.0	14.0	847.6	837.6	10.00
RW-13	HSA	MW-10006	2/5/2015	8/31/2018	Gauging/LNAPL Recovery	847.57	847.97	45.53	6.25	4	50	797.6	0.53	45.53	5.0	50.0	842.6	797.6	45.00
RW-14	HSA	MW-10006	2/6/2015	Still in use	Gauging/LNAPL Recovery	826.25	827.54	55.00	6.25	4	55	771.2	5.00	55.00	5.0	55.0	821.2	771.2	50.00
RW-15	HSA	MW-10006	2/10/2015	Still in use	Gauging/LNAPL Recovery	849.48	851.64	36.50	6.25	4	36.5	813.0	1.50	36.50	1.5	36.5	848.0	813.0	35.00
Recovery Sumps																			
RS-01	Trackhoe	MW-09978	12/29/2014	Still in use	Gauging/LNAPL Recovery	847.95	849.13	23.60	NA	4	22.42	825.5	3.18	23.60	2.0	22.4	845.9	825.5	20.42
RS-02	Trackhoe	MW-09978	12/29/2014	Still in use	Gauging/LNAPL Recovery	848.54	849.52	20.00	NA	4	19.02	829.5	2.98	20.00	2.0	19.0	846.5	829.5	17.02
RS-03	Trackhoe	MW-09978	12/30/2014	10/19/2015	Gauging/LNAPL Recovery	850.06	852.37	13.19	NA	4	10.89	839.2	4.30	13.19	2.0	10.9	848.1	839.2	8.89
RS-04	Trackhoe	MW-09978	12/30/2014	Still in use	Gauging/LNAPL Recovery	850.36	851.47	10.75	NA	4	9.64	840.7	3.11	10.75	2.0	9.6	848.4	840.7	7.64
RS-05	Trackhoe	MW-09978	12/31/2014	Still in use	Gauging/LNAPL Recovery	847.14	848.31	25.20	NA	4	24.03	823.1	3.17	25.20	2.0	24.0	845.1	823.1	22.03
RS-06	Trackhoe	MW-09978	12/31/2014	Still in use	Gauging/LNAPL Recovery	848.25	849.47	25.18	NA	4	23.96	824.3	3.22	25.18	2.0	24.0	846.2	824.3	21.96
RS-07	Trackhoe	MW-09978	12/31/2014	Still in use	Gauging/LNAPL Recovery	854.06	855.08	16.65	NA	4	15.63	838.4	3.02	16.65	2.0	15.6	852.1	838.4	13.63
RS-08	Trackhoe	MW-09978	12/31/2014	Still in use	Gauging/LNAPL Recovery	852.65	854.24	20.22	NA	4	18.63	834.0	3.59	20.22	2.0	18.6	850.7	834.0	16.63
RS-09	Trackhoe	MW-09978	1/7/2015	Still in use	Gauging/LNAPL Recovery	846.75	847.60	18.85	NA	4	18.00	828.8	2.85	18.85	2.0	18.0	844.8	828.8	16.00
RS-10	Trackhoe	MW-09978	1/7/2015	Still in use	Gauging/LNAPL Recovery	846.28	847.42	20.06	NA	4	18.92	827.4	3.14	20.06	2.0	18.9	844.3	827.4	16.92
RS-11	Trackhoe	MW-09978	1/7/2015	Still in use	Gauging/LNAPL Recovery	846.35	847.44	22.06	NA	4	20.97	825.4	3.09	22.06	2.0	21.0	844.3	825.4	18.97
RS-12	Trackhoe	MW-09978	1/7/2015	Still in use	Gauging/LNAPL Recovery	846.58	847.74	21.29	NA	4	20.13	826.5	3.16	21.29	2.0	20.1	844.6	826.5	18.13
RS-13	Trackhoe	MW-09978	1/8/2015	Still in use	Gauging/LNAPL Recovery	845.39	845.98	19.92	NA	4	19.33	826.1	1.96	19.92	1.4	19.3	844.0	826.1	17.96
RS-14	Trackhoe	MW-09978	1/8/2015	Still in use	Gauging/LNAPL Recovery	844.66	845.97	19.93	NA	4	18.62	826.0	3.31	19.93	2.0	18.6	842.7	826.0	16.62
RS-15	Trackhoe	MW-09978	1/8/2015	Still in use	Gauging/LNAPL Recovery	845.36	846.41	19.93	NA	4	18.88	826.5	3.05	19.93	2.0	18.9	843.4	826.5	16.88
RS-16	Trackhoe	MW-09978	1/8/2015	Still in use	Gauging/LNAPL Recovery	844.56	845.44	19.98	NA	4	19.10	825.5	2.88	19.98	2.0	19.1	842.6	825.5	17.10
RS-17	Trackhoe	MW-09978	1/8/2015	Still in use	Gauging/LNAPL Recovery	843.29	844.22	19.91	NA	4	18.98	824.3	2.93	19.91	2.0	19.0	841.3	824.3	16.98
RS-18	Trackhoe	MW-09978	1/8/2015	Still in use	Gauging/LNAPL Recovery	846.82	847.89	19.98	NA	4	18.91	827.9	3.07	19.98	2.0	18.9	844.8	827.9	16.91
RS-19	Trackhoe	MW-09978	1/21/2015	9/13/2017	Gauging/LNAPL Recovery	849.27	850.40	15.10	NA	4	13.97	835.3	3.13	15.10	2.0	14.0	847.3	835.3	11.97
RS-20	Trackhoe	MW-09978	3/19/2015	Still in use	Gauging/LNAPL Recovery	841.73	842.69	11.84	NA	4	9.91	831.8	3.93	11.84	2.0	9.9	839.7	831.8	7.91
Recovery Trench Sumps																			
RT-1A	Trackhoe	MW-09978	1/6/2015	Still in use	Gauging/LNAPL Recovery	852.86	854.06	20.89	NA	4	20.00	832.9	3.20	21.20	2.0	20.0	850.9	832.9	18.00
RT-1B	Trackhoe	MW-09978	1/6/2015	Still in use	Gauging/LNAPL Recovery	853.29	854.15	21.10	NA	4	20.00	833.3	2.86	20.86	2.0	20.0	851.3	833.3	18.00
RT-1C	Trackhoe	MW-09978	1/6/2015	Still in use	Gauging/LNAPL Recovery	853.55	854.55	21.27	NA	4	20.00	833.5	3.00	21.00	2.0	20.0	851.5	833.5	18.00
RT-2A	Trackhoe	MW-09978	1/22/2015	9/25/2020	Gauging/LNAPL Recovery	815.66	817.48	10.81	NA	4	10	805.7	3.82	11.82	2.0	10.0	813.7	805.7	8
RT-2B	Trackhoe	MW-09978	1/22/2015	9/25/2020	Gauging/LNAPL Recovery	816.72	817.61	10.82	NA	4	10	806.7	2.89	10.89	2.0	10.0	814.7	806.7	8
RT-2C	Trackhoe	MW-09978	1/22/2015	9/25/2020	Gauging/LNAPL Recovery	816.86	818.06	10.23	NA	4	10	806.9	3.20	11.20	2.0	10.0	814.9	806.9	8
RT-2D	Trackhoe	MW-09978	1/22/2015	9/25/2020	Gauging/LNAPL Recovery	817.11	818.12	10.21	NA	4	10	807.1	3.01	11.01	2.0	10.0	815.1	807.1	8
RT-2E	Trackhoe	MW-09978	1/22/2015	9/25/2020	Gauging/LNAPL Recovery	817.32	818.25	10.24	NA	4	10	807.3	2.93	10.93	2.0	10.0	815.3	807.3	8
RT-2F	Trackhoe	MW-09978	1/22/2015	9/25/2020	Gauging/LNAPL Recovery	817.74	818.57	10.23	NA	4	10	807.7	2.83	10.83	2.0	10.0	815.7	807.7	8
RT-2G	Trackhoe	MW-09978	1/22/2015	9/25/2020	Gauging/LNAPL Recovery	819.27	820.07	10.24	NA	4	10	809.3	2.80	10.80	2.0	10.0	817.3	809.3	8
RT-2H	Trackhoe	MW-09978	1/22/2015	9/13/2017	Gauging/LNAPL Recovery	819.91	822.17	8.35	NA	4	10.00	809.9	3.90	12.25	1.7	10.0	818.3	809.9	8
RT-2I	Trackhoe	MW-09978	1/22/2015	9/25/2020	Gauging/LNAPL Recovery	819.23	819.51	10.20	NA	4	10	809.2	2.28	10.28	2.0	10.0	817.2	809.2	8
RT-2J	Trackhoe	MW-09978	1/22/2015	9/25/2020	Gauging/LNAPL Recovery	817.47	817.63	10.22	NA	4	10	807.5	2.16	10.16	2.0	10.0	815.5	807.5	8
RT-2K	Trackhoe	MW-09978	3/20/2015	9/25/2020	Gauging/LNAPL Recovery	816.11	817.40	4.14	NA	4	2.5	813.6	2.64	4.14	1.0	2.5	815.1	813.6	2
RT-2L	Trackhoe	MW-09978	3/20/2015	9/25/2020	Gauging/LNAPL Recovery	817.95	819.54	6.60	NA	4	3.71	814.2	3.89	6.60	1.0	3.7	816.9	814.2	3
Piezometers																			
TW-01	DPT	MW-09921	12/11/2014	12/22/2014	Gauging	853.87	853.87	6.85	2.2	1	7.2	846.7	1.85	6.85	2.2	7.2	851.7	846.7	5

Table 5. Well Construction Information
Products (SE) Pipe Line Corporation
Lewis Drive Remediation Site, Belton, South Carolina
Site ID #18693 "Kinder Morgan Belton Pipeline Release"

Location ID	Installation Method	Permit #	Date Installed	Date Abandoned	Purpose	Ground Surface Elevation (ft amsl)	TOC Elevation (ft amsl)	Measured Depth to Bottom (ft BTOC)	Bore Hole Diameter (in)	Well Dia (in)	Well Depth (ft bgs)	Bottom of Well (ft amsl)	Top of Screen or Open Borehole Interval (ft BTOC)	Bottom of Screen or Open Borehole Interval (ft BTOC)	Top of Screen or Open Borehole Interval (ft bgs)	Bottom of Screen or Open Borehole Interval (ft bgs)	Top of Screen or Open Borehole Interval (ft amsl)	Bottom of Screen or Open Borehole Interval (ft amsl)	Length of Screen or Open Borehole Interval (ft)
TW-02	DPT	MW-09921	12/11/2014	12/22/2014	Gauging	854.54	854.54	14.09	2.2	1	14	840.5	9.09	14.09	9.0	14.1	845.5	840.4	5
TW-03	DPT	MW-09921	12/12/2014	12/22/2014	Gauging	855.68	855.67	12.00	2.2	1	11.7	844.0	7.00	12.00	6.7	12.0	849.0	843.7	5
TW-04	DPT	MW-09921	12/12/2014	12/22/2014	Gauging	852.77	852.77	5.15	2.2	1	5.5	847.3	2.15	5.15	2.5	5.1	850.3	847.6	3
TW-04R	DPT	MW-10006	2/4/2015	8/30/2018	Gauging	852.68	852.64	5.5	2.2	1.0	5.5	847	2.46	5.46	2.5	5.5	850.2	847.2	3
TW-05	DPT	MW-09921	12/12/2014	12/22/2014	Gauging	849.94	849.94	9.00	2.2	1	9.3	840.6	6.00	9.00	6.3	9.0	843.6	840.9	3
TW-05R	DPT	MW-10006	2/4/2015	8/30/2018	Gauging	849.96	849.93	8.9	2.2	1.0	8.8	841	5.87	8.87	5.8	8.9	844.2	841.1	3
TW-06	DPT	MW-09921	12/12/2014	12/22/2014	Gauging	848.08	848.08	15.00	2.2	1	15	833.1	5.00	15.00	5.0	15.0	843.1	833.1	10
TW-07	DPT	MW-09921	12/12/2014	12/22/2014	Gauging	845.58	845.59	18.83	2.2	1	20	825.6	8.83	18.83	10.0	18.8	835.6	826.8	10
TW-08	DPT	MW-09921	12/12/2014	12/22/2014	Gauging	847.51	847.51	19.98	2.2	1	21	826.5	9.98	19.98	11.0	20.0	836.5	827.5	10
TW-09	DPT	MW-09921	12/12/2014	12/22/2014	Gauging	842.76	842.76	19.75	2.2	1	19	823.8	4.75	19.75	4.0	19.8	838.8	823.0	15
TW-10	DPT	MW-09921	12/12/2014	12/22/2014	Gauging	844.13	844.14	24.10	2.2	1	25	819.1	9.10	24.10	10.0	24.1	834.1	820.0	15
TW-11	DPT	MW-09921	12/19/2014	12/22/2014	Gauging	853.74	853.96	14.97	2.2	1	15	838.7	11.97	14.97	12.0	14.7	841.7	839.0	3
TW-12	DPT	MW-09921	12/19/2014	12/22/2014	Gauging	855.29	855.47	8.15	2.2	1	8	847.3	3.15	8.15	3.0	8.0	852.3	847.3	5
TW-13	DPT	MW-09921	12/19/2014	12/22/2014	Gauging	853.99	854.07	10.00	2.2	1	10	844.0	5.00	10.00	5.0	9.9	849.0	844.1	5
TW-14	DPT	MW-09921	12/19/2014	12/22/2014	Gauging	853.46	853.60	5.95	2.2	1	6.5	847.0	1.95	5.95	2.5	5.8	851.0	847.7	4
TW-14R	DPT	MW-10006	2/4/2015	8/30/2018	Gauging	853.47	853.37	6.2	2.2	1.0	6.5	847	2.2	6.2	2.5	6.3	851.0	847.2	4
TW-15	DPT	MW-09921	12/19/2014	12/22/2014	Gauging	850.67	850.78	5.64	2.2	1	5	845.7	1.64	5.64	1.0	5.5	849.7	845.1	4
TW-15R	DPT	MW-10006	2/4/2015	8/30/2018	Gauging	850.6988	850.6175	4.85	2.2	1	5	845.7	0.85	4.85	1.0	4.9	849.7	845.8	4
TW-16	DPT	MW-09921	12/19/2014	12/22/2014	Gauging	847.03	847.17	22.50	2.2	1	23	824.0	12.50	22.50	13.0	22.4	834.0	824.7	10
TW-17	DPT	MW-09921	12/19/2014	12/22/2014	Gauging	845.12	845.31	20.98	2.2	1	25	820.1	10.98	20.98	15.0	20.8	830.1	824.3	10
TW-18	DPT	MW-09921	12/19/2014	12/22/2014	Gauging	839.22	839.42	20.21	2.2	1	20.5	818.7	10.21	20.21	10.5	20.0	828.7	819.2	10
TW-19	DPT	MW-09921	12/19/2014	12/22/2014	Gauging	844.48	844.64	21.15	2.2	1	21	823.5	11.15	21.15	11.0	21.0	833.5	823.5	10
TW-20	DPT	MW-09921	12/19/2014	12/22/2014	Gauging	852.45	852.55	22.30	2.2	1	22.7	829.7	12.30	22.30	12.7	22.2	839.7	830.2	10
TW-21	DPT	MW-09978	1/22/2015	8/30/2018	Gauging	849.72	849.70	9.5	2.2	1.0	14.0	836	-0.46	9.54	4.0	9.6	845.7	840.2	10
TW-22	DPT	MW-09978	1/22/2015	10/19/2015	Gauging	850.85	851.79	10.92	2.2	1	10	840.8	5.92	10.92	5.0	10.0	845.8	840.9	5
TW-23	DPT	MW-09978	1/22/2015	10/19/2015	Gauging	851.40	852.91	14.72	2.2	1	14	837.4	4.72	14.72	4.0	13.2	847.4	838.2	10
TW-24	DPT	MW-09978	1/22/2015	10/19/2015	Gauging	852.44	854.13	17.41	2.2	1	16	836.4	12.41	17.41	11.0	15.7	841.4	836.7	5
TW-25	DPT	MW-09978	1/22/2015	10/19/2015	Gauging	849.83	851.92	10.25	2.2	1	8	841.8	5.25	10.25	3.0	8.2	846.8	841.7	5
TW-26	DPT	MW-09978	1/22/2015	1/28/2015	Gauging	849.55	850.30	12.57	2.2	1	11.00	838.6	7.57	12.57	6.0	11.8	843.6	837.7	5
TW-27	DPT	MW-09978	1/22/2015	1/29/2015	Gauging	850.09	851.93	31.30	2.2	1	31.00	819.1	11.30	31.30	11.0	29.5	839.1	820.6	20
TW-28	DPT	MW-09978	42027.00	1/16/2023	Gauging	851.6	851	31.84	2.2	1	30.00	821.6	11.84	31.84	10.0	32.0	841.6	819.6	20
TW-29	DPT	MW-09978	1/23/2015	1/29/2015	Gauging	850.22	851.85	24.68	2.2	1	23.00	827.2	9.68	24.68	8.0	23.1	842.2	827.2	15
TW-30	DPT	MW-09978	1/23/2015	8/30/2018	Gauging	851.86	851.81	23.2	2.2	1.0	24.0	828	8.15	23.15	9	23.2007	842.9	828.7	15
TW-31	DPT	MW-09978	1/23/2015	10/19/2015	Gauging	854.28	856.07	20.04	2.2	1	16	838.3	10.04	20.04	6.0	18.3	848.3	836.0	10
TW-32	DPT	MW-09978	1/23/2015	10/19/2015	Gauging	854.54	856.19	30.05	2.2	1	26.5	828.0	10.05	30.05	6.5	28.4	848.0	826.1	20
TW-33	DPT	MW-09978	1/24/2015	10/19/2015	Gauging	852.90	854.48	23.03	2.2	1	21	831.9	8.03	23.03	6.0	21.5	846.9	831.4	15
TW-34	DPT	MW-09978	1/24/2015	8/30/2018	Gauging	854.92	854.79	25.0	2.2	1.0	23.0	832	10.04	25.04	8	25.1743	846.9	829.7	15
TW-35	DPT	MW-09978	1/24/2015	8/30/2018	Gauging	854.22	854.10	25.1	2.2	1.0	23.0	831	10.12	25.12	8	25.2379	846.2	829.0	15
TW-36	DPT	MW-09978	1/24/2015	10/19/2015	Gauging	853.09	854.60	28.02	2.2	1	26	827.1	8.02	28.02	6.0	26.5	847.1	826.6	20
TW-37	DPT	MW-09978	1/24/2015	1/30/2015	Gauging	851.90	853.42	33.08	2.2	1	32.50	819.4	8.08	33.08	7.5	31.6	844.4	820.3	25
TW-38	DPT	MW-09978	1/24/2015	10/19/2015	Gauging	854.12	855.65	17.81	2.2	1	16	838.1	-7.19	17.81	-9.0	16.3	863.1	837.8	25
TW-39	DPT	MW-09978	1/24/2015	1/30/2015	Gauging	851.11	852.82	37.91	2.2	1	37.00	814.1	12.91	37.91	12.0	36.2	839.1	814.9	25
TW-40	DPT	MW-09978	1/24/2015	8/30/2018	Gauging	853.45	853.35	34.1	2.2	1.0	33.0	820	9.05	34.05	8	34.1517	845.5	819.3	25
TW-41	DPT	MW-09978	42029.00	1/16/2023	Gauging	849.4	849	32.15	2.2	1	34.00	815.4	7.15	32.15	9.0	32.1	840.4	817.2	25
TW-42	DPT	MW-09978	42029.00	1/16/2023	Gauging	847.02	846.84	27.5	2.2	1	29.50	817.5	2.5	27.5	4.5	27.7	842.5	819.3	25
TW-43	DPT	MW-09978	1/25/2015	10/19/2015	Gauging	845.62	847.83	46.84	2.2	1	40	805.6	21.84	46.84	15.0	44.6	830.6	801.0	25
TW-44	DPT	MW-09978	1/25/2015	10/20/2015	Gauging	847.64	850.52	21.60	2.2	1	18	829.6	-3.40	21.60	-7.0	18.7	854.6	828.9	25
TW-45	DPT	MW-09978	1/25/2015	1/16/2023	Gauging	848.26	848.31	36.9	2.2	1	37.5	810.8	11.9	36.9	12.5	36.8	835.8	811.4	25

Table 5. Well Construction Information
Products (SE) Pipe Line Corporation
Lewis Drive Remediation Site, Belton, South Carolina
Site ID #18693 "Kinder Morgan Belton Pipeline Release"

Location ID	Installation Method	Permit #	Date Installed	Date Abandoned	Purpose	Ground Surface Elevation (ft amsl)	TOC Elevation (ft amsl)	Measured Depth to Bottom (ft BTOC)	Bore Hole Diameter (in)	Well Dia (in)	Well Depth (ft bgs)	Bottom of Well (ft amsl)	Top of Screen or Open Borehole Interval (ft BTOC)	Bottom of Screen or Open Borehole Interval (ft BTOC)	Top of Screen or Open Borehole Interval (ft bgs)	Bottom of Screen or Open Borehole Interval (ft bgs)	Top of Screen or Open Borehole Interval (ft amsl)	Bottom of Screen or Open Borehole Interval (ft amsl)	Length of Screen or Open Borehole Interval (ft)
TW-46	DPT	MW-09978	1/26/2015	9/13/2017	Gauging	846.89	846.88	33.44	2.2	1	32	814.9	8.44	33.44	7.0	33.4	839.9	813.4	25
TW-47	DPT	MW-09978	1/26/2015	10/19/2015	Gauging	854.07	856.26	29.81	2.2	1	27	827.1	4.81	29.81	2.0	27.6	852.1	826.4	25
TW-48	DPT	MW-09978	1/26/2015	1/30/2015	Gauging	844.18	846.23	39.22	2.2	1	39.00	805.2	14.22	39.22	14.0	37.2	830.2	807.0	25
TW-49	DPT	MW-09978	1/27/2015	2/2/2015	Gauging	833.32	835.57	25.50	2.2	1	27.00	806.3	5.50	25.50	7.0	23.3	826.3	810.1	20
TW-50	DPT	MW-09978	1/27/2015	10/20/2015	Gauging	833.42	835.30	24.31	2.2	1	23	810.4	4.31	24.31	3.0	22.4	830.4	811.0	20
TW-51	DPT	MW-09978	1/27/2015	10/20/2015	Gauging	843.44	844.86	34.59	2.2	1	34	809.4	9.59	34.59	9.0	33.2	834.4	810.3	25
TW-52	DPT	MW-09978	1/28/2015	2/6/2015	Gauging	825.89	828.33	23.58	2.2	1	27.00	798.9	3.58	23.58	7.0	21.1	818.9	804.7	20
TW-53	DPT	MW-09978	1/29/2015	2/3/2015	Gauging	NS	NS	45.20	2.7	1	43.00	NS	5.20	45.20	3.0	43.0	NS	NS	40
TW-54	DPT	MW-10006	2/4/2015	10/19/2015	Gauging	844.08	845.05	59.26	2.7	1	59	785.1	9.26	59.26	9.0	58.3	835.1	785.8	50
TW-55	DPT	MW-10006	2/5/2015	10/30/2023	Gauging	846.00	845.93	41.50	2.7	1	43	803.0	11.50	41.50	13.0	41.6	833.0	804.4	30.00
TW-56	DPT	MW-09978	1/29/2015	10/20/2015	Gauging	844.16	846.91	20.23	2.2	1	17	827.2	10.23	20.23	7.0	17.5	837.2	826.7	10
TW-57	DPT	MW-09978	1/29/2015	2/2/2015	Gauging	NS	NS	40.22	2.2	1	39.80	NS	5.22	40.22	4.8	39.8	NS	NS	35
TW-58	DPT	MW-09978	1/30/2015	10/20/2015	Gauging	832.27	834.78	20.00	2.7	1	20	812.3	5.00	20.00	5.0	17.5	827.3	814.8	15
TW-59	DPT	MW-09978	1/30/2015	1/16/2023	Gauging	834.84	834.78	21.2	2.7	1	22	812.8	6.2	21.2	7.0	21.2	827.8	813.6	15
TW-60	DPT	MW-09978	1/30/2015	1/16/2023	Gauging	828.00	828.03	37.2	2.7	1	41.5	786.5	22.2	37.2	26.5	37.2	801.5	790.8	15
TW-61	DPT	MW-09978	2/2/2015	10/20/2015	Gauging	846.08	847.50	10.25	2.2	1	9	837.1	5.25	10.25	4.0	8.8	842.1	837.3	5
TW-62	DPT	MW-09978	2/2/2015	10/19/2015	Gauging	850.87	851.45	40.40	2.2	1	35	815.9	10.40	40.40	5.0	39.8	845.9	811.0	30
TW-63	DPT	MW-09978	2/2/2015	10/20/2015	Gauging	822.86	826.39	41.30	2.7	1	42	780.9	1.30	41.30	2.0	37.8	820.9	785.1	40
TW-64	DPT	MW-09978	2/2/2015	10/30/2023	Gauging	845.89	845.88	52.85	2.2	1	55	790.9	2.85	52.85	5.0	52.9	840.9	793.0	50.00
TW-65	DPT	MW-09978	2/2/2015	8/30/2018	Gauging	845.66	845.62	44.8	2.2	1.0	44.5	801	9.81	44.81	9.5	44.8	836.1593	800.8114	35
TW-66	DPT	MW-09978	2/2/2015	10/30/2023	Gauging	820.18	820.31	23.8	2.7	1.0	24.0	796.18	3.81	23.81	4	23.6801	816.1789	796.4988	20
TW-67	DPT	MW-09978	2/3/2015	10/30/2023	Gauging	852.88	852.71	26.47	2.7	1	27	825.9	6.47	26.47	7.0	26.6	845.9	826.2	20.00
TW-68	DPT	MW-09978	2/3/2015	8/30/2018	Gauging	846.5936	846.4545	29.96	2.2	1	27	819.6	9.96	29.96	7	30.1	839.5936	816.4945	20
TW-69	DPT	MW-09978	2/3/2015	8/30/2018	Gauging	840.38	840.27	51.9	2.2	1.0	50.0	790	11.91	51.91	10	52.0231	830.3829	788.3598	40
TW-70	DPT	MW-09978	2/3/2015	8/30/2018	Gauging	842.0748	841.9539	45.05	2.2	1	43	799.0748	10.05	45.05	8	45.1709	834.0748	796.9039	35
TW-71	DPT	MW-09978	2/3/2015	2/5/2015	Gauging	NS	NS	17.39	2.7	1	14.00	NS	7.39	17.39	4.0	14.0	NS	NS	10
TW-72	DPT	MW-09978	2/3/2015	10/20/2015	Gauging	850.21	851.48	6.51	2.7	1	9.00	841.2	1.51	6.51	4.0	5.2	846.2	845.0	5
TW-73	DPT	MW-09978	2/3/2015	1/16/2023	Gauging	850.60	850.53	16.0	2.7	1.0	16.0	835	6	16	6	16.0709	844.6035	834.5326	10
TW-74	DPT	MW-10006	2/4/2015	10/19/2015	Gauging	853.25	855.25	6.05	2.7	1	5	848.2	3.05	6.05	2.0	4.0	851.2	849.2	3
TW-75	DPT	MW-10006	2/4/2015	10/19/2015	Gauging	853.01	854.73	27.56	2.7	1	26.5	826.5	7.56	27.56	6.5	25.8	846.5	827.2	20
TW-76	DPT	MW-10006	2/4/2015	8/30/2018	Gauging	852.53	852.44	43.6	2.7	1.0	43.0	810	8.62	43.62	8	43.7088	844.527	808.8182	35
TW-77	DPT	MW-10006	2/4/2015	10/20/2015	Gauging	853.55	853.71	6.30	2.2	1	6.5	847.1	2.30	6.30	2.5	6.1	851.1	847.4	4
TW-78	DPT	MW-10006	2/4/2015	10/20/2015	Gauging	854.00	854.17	6.95	2.2	1	7	847.0	2.95	6.95	3.0	6.8	851.0	847.2	4
TW-79	DPT	MW-10006	2/4/2015	10/19/2015	Gauging	852.83	854.19	41.20	2.7	1	40	812.8	37.20	41.20	36.0	39.8	816.8	813.0	4
TW-80	DPT	MW-10006	2/5/2015	10/20/2015	Gauging	849.45	849.65	7.00	2.2	1	7	842.4	3.00	7.00	3.0	6.8	846.4	842.6	4
TW-81	DPT	MW-10006	2/5/2015	8/30/2018	Gauging	849.48	849.43	7.0	2.2	1.0	7.0	842	3.00	7.00	3.0	7.0	846.5	842.4	4
TW-82	DPT	MW-10006	2/5/2015	8/30/2018	Gauging	849.83	849.64	10	2.2	1	10	839.8	6.00	10.00	6.0	10.2	843.8	839.6	4
TW-83	DPT	MW-10006	2/5/2015	8/30/2018	Gauging	850.54	850.44	17	2.2	1	10	840.5	13.00	17.00	6.0	17.1	844.5	833.4	4
TW-83	DPT	MW-10006	2/5/2015	8/30/2018	Gauging	850.54	850.44	17	2.2	1	10	840.5	13.00	17.00	6.0	17.1	844.5	833.4	4
TW-83	DPT	MW-10006	2/5/2015	8/30/2018	Gauging	850.54	850.44	17	2.2	1	10	840.5	13.00	17.00	6.0	17.1	844.5	833.4	4
TW-83	DPT	MW-10006	2/5/2015	8/30/2018	Gauging	850.54	850.44	17	2.2	1	10	840.5	13.00	17.00	6.0	17.1	844.5	833.4	4
TW-87	DPT	MW-10006	2/5/2015	8/30/2018	Gauging	850.54	850.44	17	2.2	1	10	840.5	13.00	17.00	6.0	17.1	844.5	833.4	4
TW-88	DPT	MW-10006	2/5/2015	8/30/2018	Gauging	850.54	850.44	17	2.2	1	10	840.5	13.00	17.00	6.0	17.1	844.5	833.4	4
TW-89	DPT	MW-10006	2/5/2015	8/30/2018	Gauging	850.54	850.44	17	2.2	1	10	840.5	13.00	17.00	6.0	17.1	844.5	833.4	4
TW-90	DPT	MW-10006	2/5/2015	8/30/2018	Gauging	850.54	850.44	17	2.2	1	10	840.5	13.00	17.00	6.0	17.1	844.5	833.4	4
TW-91	DPT	MW-10006	2/6/2015	10/19/2015	Gauging	846.24	847.76	37.00	2.7	1	37	809.2	33.00	37.00	33.0	35.5	813.2	810.8	4
TW-92	DPT	MW-10006	2/10/2015	10/19/2015	Gauging	841.67	842.11	45.00	2.7	1	45	796.7	5.00	45.00	5.0	44.6	836.7	797.1	40
TW-93	DPT	MW-10006	2/10/2015	10/19/2015	Gauging	843.08	843.68	50.00	2.7	1	50	793.1	10.00	50.00	10.0	49.4	833.1	793.7	40

Table 5. Well Construction Information
Products (SE) Pipe Line Corporation
Lewis Drive Remediation Site, Belton, South Carolina
Site ID #18693 "Kinder Morgan Belton Pipeline Release"

Location ID	Installation Method	Permit #	Date Installed	Date Abandoned	Purpose	Ground Surface Elevation (ft amsl)	TOC Elevation (ft amsl)	Measured Depth to Bottom (ft BTOC)	Bore Hole Diameter (in)	Well Dia (in)	Well Depth (ft bgs)	Bottom of Well (ft amsl)	Top of Screen or Open Borehole Interval (ft BTOC)	Bottom of Screen or Open Borehole Interval (ft BTOC)	Top of Screen or Open Borehole Interval (ft bgs)	Bottom of Screen or Open Borehole Interval (ft bgs)	Top of Screen or Open Borehole Interval (ft amsl)	Bottom of Screen or Open Borehole Interval (ft amsl)	Length of Screen or Open Borehole Interval (ft)
TW-94	DPT	MW-10006	2/10/2015	10/30/2023	Gauging	840.75	840.58	40.00	2.7	1	40	800.8	5.00	40.00	5.0	40.2	835.8	800.6	35.00
TW-95	DPT	MW-10006	2/10/2015	10/19/2015	Gauging	840.26	840.44	45.00	2.7	1	45	795.3	15.00	45.00	15.0	44.8	825.3	795.4	30
TW-96	DPT	MW-10006	42046.00	1/16/2023	Gauging	840.5	840	28.76	2.7	1	30	810.5	3.76	28.76	5.0	28.9	835.5	811.6	25
TW-97	DPT	MW-10006	2/11/2015	10/19/2015	Gauging	841.39	844.77	42.00	2.7	1	42	799.4	12.00	42.00	12.0	38.6	829.4	802.8	30
TW-98	DPT	MW-10006	2/11/2015	10/20/2015	Gauging	847.68	847.99	27.00	2.7	1	27	820.7	2.00	27.00	2.0	26.7	845.7	821.0	25
Vertical Air Sparging Wells																			
VAS-01	Mobile B57 HSA	SCHE03020469	7/28/2016	Still in use	Cupboard Creek Protection	853.269	NS	NA	8.50	2.00	32.20	NA	NA	NA	28.70	31.20	NA	NA	2.50
VAS-02	Mobile B57 HSA	SCHE03020469	7/27/2016	Still in use	Cupboard Creek Protection	852.360	NS	NA	8.50	2.00	27.00	NA	NA	NA	23.50	26.00	NA	NA	2.50
VAS-03	Mobile B57 HSA	SCHE03020469	7/27/2016	Still in use	Cupboard Creek Protection	852.132	NS	NA	8.50	2.00	18.30	NA	NA	NA	14.80	17.30	NA	NA	2.50
VAS-04	Geoprobe 8040 HSA	SCHE03020469	8/4/2016	Still in use	Cupboard Creek Protection	852.056	NS	NA	8.50	2.00	16.70	NA	NA	NA	13.20	15.70	NA	NA	2.50
VAS-05	Mobile B57 HSA	SCHE03020469	7/27/2016	Still in use	Cupboard Creek Protection	851.559	NS	NA	8.50	2.00	13.00	NA	NA	NA	9.50	12.00	NA	NA	2.50
VAS-06	Mobile B57 HSA	SCHE03020469	7/26/2016	Still in use	Cupboard Creek Protection	851.612	NS	NA	8.50	2.00	14.40	NA	NA	NA	10.90	13.40	NA	NA	2.50
VAS-07	Mobile B57 HSA	SCHE03020469	7/26/2016	Still in use	Cupboard Creek Protection	851.603	NS	NA	8.50	2.00	19.40	NA	NA	NA	15.90	18.40	NA	NA	2.50
VAS-08	Mobile B57 HSA	SCHE03020469	7/25/2016	Still in use	Cupboard Creek Protection	851.583	NS	NA	8.50	2.00	22.00	NA	NA	NA	18.50	21.00	NA	NA	2.50
VAS-09	Mobile B57 HSA	SCHE03020469	7/25/2016	Still in use	Cupboard Creek Protection	851.607	NS	NA	8.50	2.00	14.00	NA	NA	NA	10.50	13.00	NA	NA	2.50
VAS-10	Mobile B57 HSA	SCHE03020469	7/25/2016	Still in use	Cupboard Creek Protection	851.411	NS	NA	8.50	2.00	16.10	NA	NA	NA	12.60	15.10	NA	NA	2.50
VAS-11	Mobile B57 HSA	SCHE03020469	7/28/2016	Still in use	Cupboard Creek Protection	852.476	NS	NA	8.50	2.00	25.30	NA	NA	NA	21.80	24.30	NA	NA	2.50
VAS-12	Geoprobe 8040 HSA	SCHE03020469	8/5/2016	Still in use	Cupboard Creek Protection	851.535	NS	NA	8.50	2.00	24.20	NA	NA	NA	20.70	23.20	NA	NA	2.50
VAS-13	Geoprobe 8040 HSA	SCHE03020469	8/5/2016	Still in use	Cupboard Creek Protection	851.701	NS	NA	8.50	2.00	19.60	NA	NA	NA	16.10	18.60	NA	NA	2.50
VAS-14	Geoprobe 8040 HSA	SCHE03020469	8/4/2016	Still in use	Cupboard Creek Protection	851.239	NS	NA	8.50	2.00	16.20	NA	NA	NA	12.70	15.20	NA	NA	2.50
VAS-15	Geoprobe 8040 HSA	SCHE03020469	8/4/2016	Still in use	Cupboard Creek Protection	850.732	NS	NA	8.50	2.00	15.50	NA	NA	NA	12.00	14.50	NA	NA	2.50
VAS-16	Geoprobe 8040 HSA	SCHE03020469	8/3/2016	Still in use	Cupboard Creek Protection	850.305	NS	NA	8.50	2.00	17.90	NA	NA	NA	14.40	16.90	NA	NA	2.50
VAS-17	Geoprobe 8040 HSA	SCHE03020469	8/3/2016	Still in use	Cupboard Creek Protection	849.842	NS	NA	8.50	2.00	19.30	NA	NA	NA	15.80	18.30	NA	NA	2.50
VAS-18	Geoprobe 8040 HSA	SCHE03020469	8/8/2016	Still in use	Cupboard Creek Protection	849.513	NS	NA	8.50	2.00	16.50	NA	NA	NA	13.00	15.50	NA	NA	2.50
VAS-19	Mobile B57 HSA	SCHE03020469	7/26/2016	Still in use	Cupboard Creek Protection	850.465	NS	NA	8.50	2.00	17.20	NA	NA	NA	13.60	16.10	NA	NA	2.50
VAS-20	Mobile B57 HSA	SCHE03020469	7/19/2016	Still in use	Browns Creek Protection	827.789	NS	NA	8.50	2.00	47.60	NA	NA	NA	44.60	47.10	NA	NA	2.50
VAS-21	Mobile B57 HSA	SCHE03020469	7/19/2016	Still in use	Browns Creek Protection	826.304	NS	NA	8.50	2.00	53.50	NA	NA	NA	50.00	52.50	NA	NA	2.50
VAS-22	Mobile B57 HSA	SCHE03020469	7/21/2016	Still in use	Browns Creek Protection	827.394	NS	NA	8.50	2.00	57.00	NA	NA	NA	53.50	56.00	NA	NA	2.50
VAS-23	Mobile B57 HSA	SCHE03020469	7/22/2016	Still in use	Browns Creek Protection	827.211	NS	NA	8.50	2.00	49.50	NA	NA	NA	46.00	48.50	NA	NA	2.50
VAS-24	Mobile B57 HSA	SCHE03020469	7/5/2016	Still in use	Browns Creek Protection	826.803	NS	NA	8.50	2.00	58.50	NA	NA	NA	55.00	57.50	NA	NA	2.50
VAS-25	Mobile B57 HSA	SCHE03020469	7/11/2016	Still in use	Browns Creek Protection	826.411	NS	NA	8.50	2.00	54.00	NA	NA	NA	50.50	53.00	NA	NA	2.50
VAS-26	Mobile B57 HSA	SCHE03020469	7/11/2016	Still in use	Browns Creek Protection	825.180	NS	NA	8.50	2.00	55.00	NA	NA	NA	51.50	54.00	NA	NA	2.50
VAS-27	Mobile B57 HSA	SCHE03020469	7/8/2016	Still in use	Browns Creek Protection	826.369	NS	NA	8.50	2.00	54.00	NA	NA	NA	50.50	53.00	NA	NA	2.50
VAS-28	Mobile B57 HSA	SCHE03020469	7/6/2016	Still in use	Browns Creek Protection	828.930	NS	NA	8.50	2.00	23.10	NA	NA	NA	19.80	22.30	NA	NA	2.50
VAS-29	Mobile B57 HSA	SCHE03020469	7/6/2016	Still in use	Browns Creek Protection	832.025	NS	NA	8.50	2.00	27.50	NA	NA	NA	24.00	26.50	NA	NA	2.50
VAS-30	Mobile B57 HSA	SCHE03020469	6/21/2016	Still in use	Browns Creek Protection	831.485	NS	NA	8.50	2.00	52.90	NA	NA	NA	49.40	51.90	NA	NA	2.50
VAS-31	Mobile B57 HSA	SCHE03020469	6/21/2016	Still in use	Browns Creek Protection	828.337	NS	NA	8.50	2.00	42.00	NA	NA	NA	38.50	41.00	NA	NA	2.50
VAS-32	Mobile B57 HSA	SCHE03020469	6/30/2016	Still in use	Browns Creek Protection	836.257	NS	NA	8.50	2.00	43.00	NA	NA	NA	39.50	42.00	NA	NA	2.50
VAS-33	Mobile B57 HSA	SCHE03020469	6/29/2016	Still in use	Browns Creek Protection	840.900	NS	NA	8.50	2.00	52.60	NA	NA	NA	49.10	51.60	NA	NA	2.50
VAS-34	Mobile B57 HSA	SCHE03020469	7/13/2016	Still in use	Browns Creek Protection	836.585	NS	NA	8.50	2.00	53.50	NA	NA	NA	50.00	52.50	NA	NA	2.50
VAS-35	Mobile B57 HSA	SCHE03020469	7/13/2016	Still in use	Browns Creek Protection	831.212	NS	NA	8.50	2.00	40.00	NA	NA	NA	36.50	39.00	NA	NA	2.50
VAS-36	Mobile B57 HSA	SCHE03020469	7/7/2016	Still in use	Browns Creek Protection	831.361	NS	NA	8.50	2.00	33.20	NA	NA	NA	29.70	32.20	NA	NA	2.50
VAS-37	Mobile B57 HSA	SCHE03020469	7/7/2016	Still in use	Browns Creek Protection	832.454	NS	NA	8.50	2.00	16.50	NA	NA	NA	13.00	15.50	NA	NA	2.50
VAS-38	Mobile B57 HSA	SCHE03020469	7/6/2016	Still in use	Browns Creek Protection	834.566	NS	NA	8.50	2.00	21.10	NA	NA	NA	16.60	19.10	NA	NA	2.50
VAS-39	Mobile B57 HSA	SCHE03020469	6/22/2016	Still in use	Browns Creek Protection	835.956	NS	NA	8.50	2.00	42.40	NA	NA	NA	38.90	41.40	NA	NA	2.50
VAS-40	Mobile B57 HSA	SCHE03020469	6/23/2016	Still in use	Browns Creek Protection	833.753	NS	NA	8.50	2.00	40.00	NA	NA	NA	36.50	39.00	NA	NA	2.50
VAS-41	Mobile B57 HSA	SCHE03020469	6/28/2016	Still in use	Browns Creek Protection	845.071	NS	NA	8.50	2.00	27.80	NA	NA	NA	24.30	26.80	NA	NA	2.50
VAS-42	Mobile B57 HSA	SCHE03020469	6/28/2016	7/22/2016	Browns Creek Protection		NS	NA	8.50	2.00	18.85	NA	NA	NA	15.35	17.85	NA	NA	2.50

Table 5. Well Construction Information
Products (SE) Pipe Line Corporation
Lewis Drive Remediation Site, Belton, South Carolina
Site ID #18693 "Kinder Morgan Belton Pipeline Release"

Location ID	Installation Method	Permit #	Date Installed	Date Abandoned	Purpose	Ground Surface Elevation (ft amsl)	TOC Elevation (ft amsl)	Measured Depth to Bottom (ft BTOC)	Bore Hole Diameter (in)	Well Dia (in)	Well Depth (ft bgs)	Bottom of Well (ft amsl)	Top of Screen or Open Borehole Interval (ft BTOC)	Bottom of Screen or Open Borehole Interval (ft BTOC)	Top of Screen or Open Borehole Interval (ft bgs)	Bottom of Screen or Open Borehole Interval (ft bgs)	Top of Screen or Open Borehole Interval (ft amsl)	Bottom of Screen or Open Borehole Interval (ft amsl)	Length of Screen or Open Borehole Interval (ft)
VAS-42A	Mobile B57 HSA	SCHE03020469	7/14/2016	Still in use	Browns Creek Protection	845.304	NS	NA	8.50	2.00	39.30	NA	NA	NA	35.80	38.30	NA	NA	2.50
VAS-43	Mobile B57 HSA	SCHE03020469	6/27/2016	7/22/2016	Browns Creek Protection		NS	NA	8.50	2.00	11.00	NA	NA	NA	8.30	10.80	NA	NA	2.50
VAS-43A	Mobile B57 HSA	SCHE03020469	7/15/2016	Still in use	Browns Creek Protection	843.078	NS	NA	8.50	2.00	66.50	NA	NA	NA	63.00	65.50	NA	NA	2.50
VAS-44	Mobile B57 HSA	SCHE03020469	6/27/2016	7/22/2016	Browns Creek Protection		NS	NA	8.50	2.00	10.70	NA	NA	NA	7.20	9.70	NA	NA	2.50
VAS-44A	Mobile B57 HSA	SCHE03020469	7/18/2016	Still in use	Browns Creek Protection	838.353	NS	NA	8.50	2.00	72.50	NA	NA	NA	69.00	71.50	NA	NA	2.50
VAS-45	Mobile B57 HSA	SCHE03020469	6/27/2016	7/22/2016	Browns Creek Protection		NS	NA	8.50	2.00	10.00	NA	NA	NA	7.50	9.00	NA	NA	1.50
VAS-46	Mobile B57 HSA	SCHE03020469	6/24/2016	Still in use	Browns Creek Protection	839.503	NS	NA	8.50	2.00	20.80	NA	NA	NA	18.00	20.50	NA	NA	2.50
VAS-47	CME-750	SCHE03020469M2	8/27/2018	Still in use	Browns Creek Protection	848.370	NS	NA	8.00	2.00	33.20	NA	NA	NA	30.20	32.20	NA	NA	2.00
VAS-48	CME-750	SCHE03020469M2	8/16/2018	Still in use	Browns Creek Protection	846.580	NS	NA	8.00	2.00	35.70	NA	NA	NA	32.70	34.70	NA	NA	2.00
VAS-49	CME-750	SCHE03020469M2	8/28/2018	Still in use	Browns Creek Protection	849.730	NS	NA	8.00	2.00	33.70	NA	NA	NA	30.70	32.70	NA	NA	2.00
VAS-50	CME-750	SCHE03020469M2	8/16/2018	Still in use	Browns Creek Protection	850.110	NS	NA	8.00	2.00	27.80	NA	NA	NA	24.80	26.80	NA	NA	2.00
VAS-51	CME-750	SCHE03020469M2	8/15/2018	Still in use	Browns Creek Protection	851.900	NS	NA	8.00	2.00	30.00	NA	NA	NA	27.00	29.00	NA	NA	2.00
VAS-52	CME-750	SCHE03020469M2	8/14/2018	Still in use	Browns Creek Protection	851.970	NS	NA	8.00	2.00	34.50	NA	NA	NA	31.50	33.50	NA	NA	2.00
VAS-53	CME-750	SCHE03020469M2	8/14/2018	Still in use	Browns Creek Protection	852.880	NS	NA	8.00	2.00	26.70	NA	NA	NA	23.70	25.70	NA	NA	2.00
VAS-54	Geoprobe 8040 HSA	SCHE03020469M2	8/13/2018	Still in use	Browns Creek Protection	852.770	NS	NA	4.25	2.00	19.20	NA	NA	NA	16.20	18.20	NA	NA	2.00
VAS-55	CME-750	SCHE03020469M2	9/7/2018	Still in use	Cupboard Creek Protection	854.710	NS	NA	6.25	2.00	28.90	NA	NA	NA	25.90	27.90	NA	NA	2.00
VAS-56	CME-750	SCHE03020469M2	9/7/2018	Still in use	Cupboard Creek Protection	855.730	NS	NA	6.25	2.00	28.20	NA	NA	NA	25.20	27.20	NA	NA	2.00
VAS-57	CME-750	SCHE03020469M2	9/5/2018	Still in use	Cupboard Creek Protection	856.620	NS	NA	6.25	2.00	31.50	NA	NA	NA	28.50	30.50	NA	NA	2.00
VAS-58	CME-750	SCHE03020469M2	9/5/2018	Still in use	Cupboard Creek Protection	855.980	NS	NA	6.25	2.00	31.30	NA	NA	NA	28.30	30.30	NA	NA	2.00
VAS-59	CME-750	SCHE03020469M2	9/6/2018	Still in use	Cupboard Creek Protection	854.740	NS	NA	6.25	2.00	8.80	NA	NA	NA	6.80	8.80	NA	NA	2.00
VAS-60	Mobile B57 HAS	SCHE03020469M2	10/31/2023	Still in use	Cupboard Creek Protection	852.840	NS	NA	8.00	2.00	17.50	NA	NA	NA	14.50	17.50	NA	NA	2.00
VAS-61	Mobile B57 HAS	SCHE03020469M2	10/31/2023	Still in use	Cupboard Creek Protection	853.810	NS	NA	8.00	2.00	18.00	NA	NA	NA	15.00	18.00	NA	NA	2.00
VAS-62	Mobile B57 HAS	SCHE03020469M2	10/31/2023	Still in use	Cupboard Creek Protection	853.190	NS	NA	8.00	2.00	20.00	NA	NA	NA	17.00	19.00	NA	NA	2.00
VAS-63	Mobile B57 HAS	SCHE03020469M2	10/31/2023	Still in use	Cupboard Creek Protection	852.840	NS	NA	8.00	2.00	20.00	NA	NA	NA	17.00	19.00	NA	NA	2.00
Vertical Bedrock Sparging Wells																			
VBS-01	Hollow Stem Auger/ Wire Line/ Air Rotary	SCHE03020469M	1/28/2017	10/30/2023	Browns Creek Protection	NS	NS	38.15	4.00	2.00	38.50	NA	NA	NA	34.50	36.50	NA	NA	2.00
VBS-02	Hollow Stem Auger/ Wire Line/ Air Rotary	SCHE03020469M	42763.00	1/16/2023	Browns Creek Protection	NS	NS	31.05	4	2	31	NA	NA	NA	27.0	29.0	NA	NA	2
VBS-03	Hollow Stem Auger/ Wire Line/Air Rotary	SCHE03020469M	42762.00	1/16/2023	Browns Creek Protection	NS	NS	36.20	4	2	36.2	NA	NA	NA	32.2	34.2	NA	NA	2

Notes:
Grayed rows indicate wells that have been abandoned.
amsl = above mean sea level relative to North American Vertical Datum of 1988 (NAVD88). Benchmark is 34.8289659 degrees north, 82.3710354 degrees west (NAD83, 2011), elevation 929.1 ft NAVD88.

bgs = below ground surface
BTOC = below top of casing
DPT = direct push
ft = feet
HSA = hollow-stem auger
ID = identification
in = inches
MW = monitoring well
NA = not applicable
NS = location not surveyed
RNE = Refusal not encountered
RS = recovery sump
RT = recovery trench
RW = recovery well
TOC = top of casing
TW = temporary well
VAS = vertical air sparging well
VBS = vertical bedrock sparging well

Attachment A
Product Thickness Trends

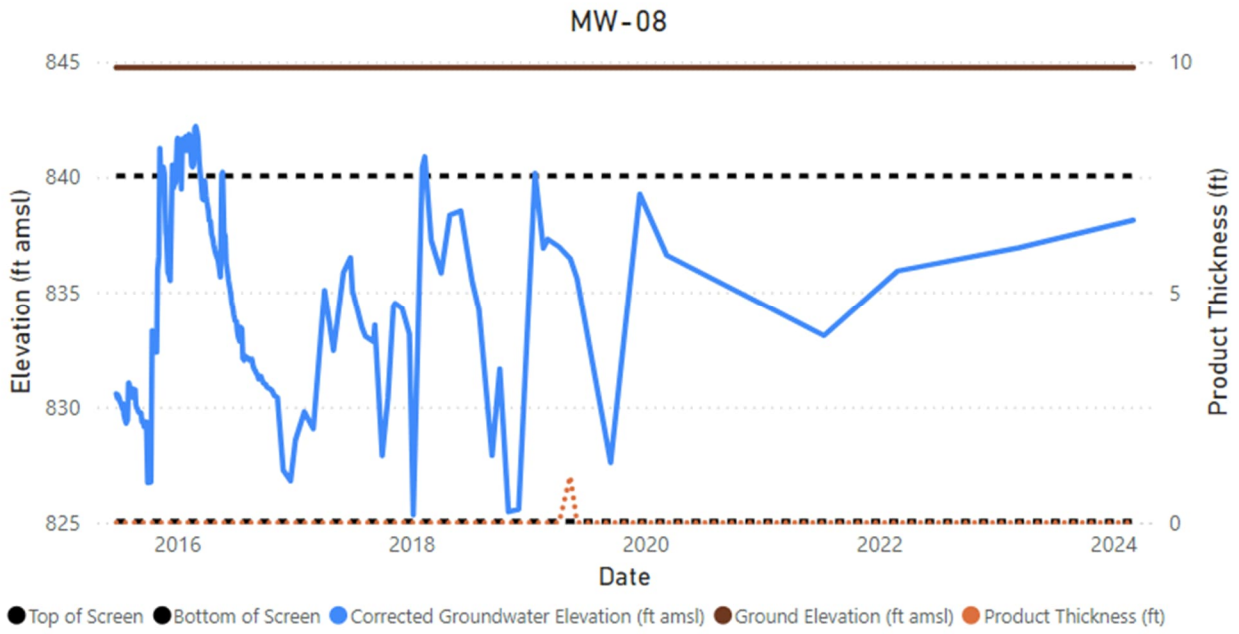
MW-08
845
840
835
830
825
10
5
0
Elevation (ft amsl)
Product Thickness (ft)
2016
2018
2020
2022
2024
Date
Top of Screen
Bottom of Screen
Corrected Groundwater Elevation (ft amsl)
Ground Elevation (ft amsl)
Product Thickness (ft)

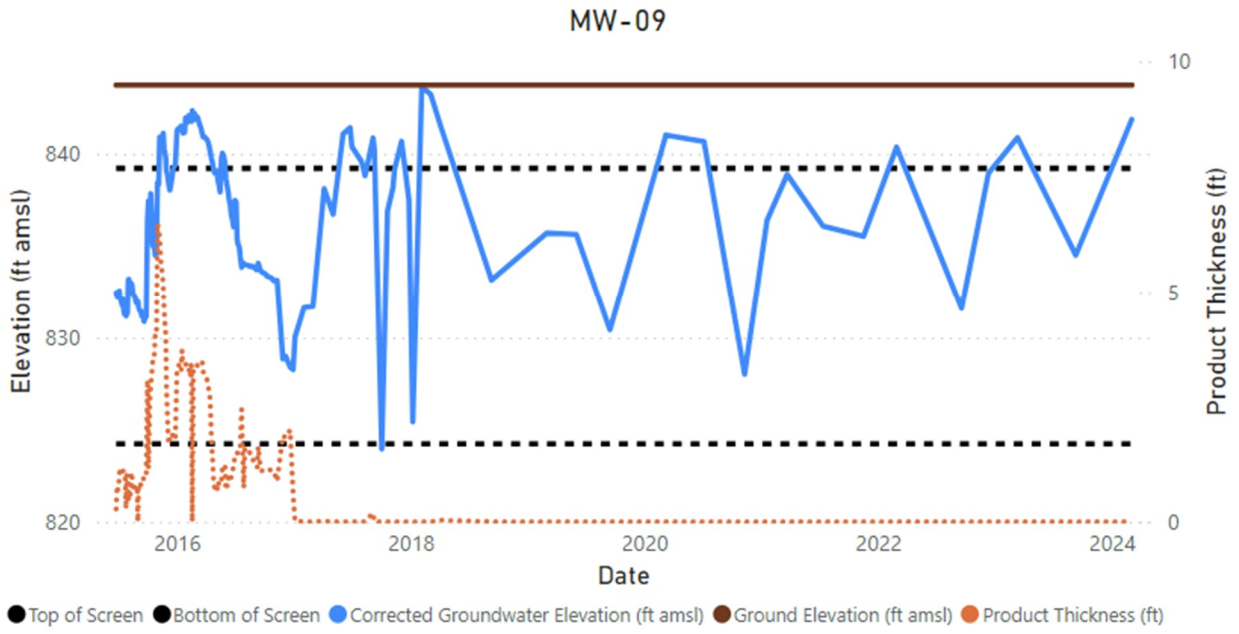
MW-09
840
830
820
10
5
0
Elevation (ft amsl)
Product Thickness (ft)
2016
2018
2020
2022
2024
Date
Top of Screen
Bottom of Screen
Corrected Groundwater Elevation (ft amsl)
Ground Elevation (ft amsl)
Product Thickness (ft)

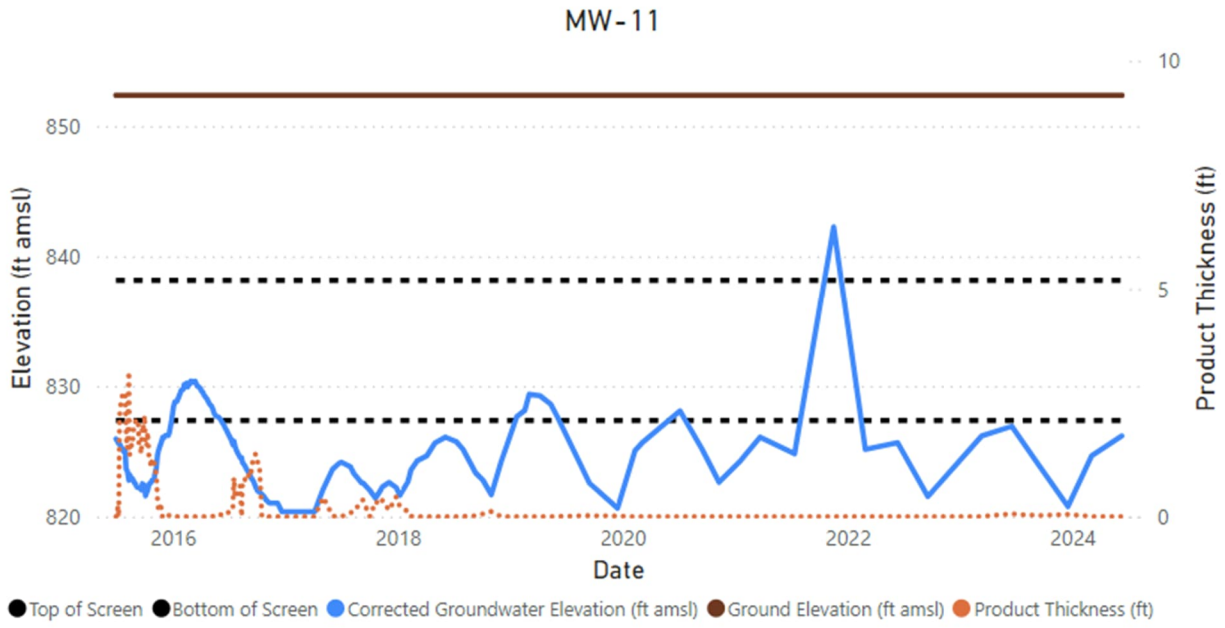
MW-11
Elevation (ft amsl)
850
840
830
820
2016
2018
2020
2022
2024
Date
10
5
0
Product Thickness (ft)
Top of Screen
Bottom of Screen
Corrected Groundwater Elevation (ft amsl)
Ground Elevation (ft amsl)
Product Thickness (ft)

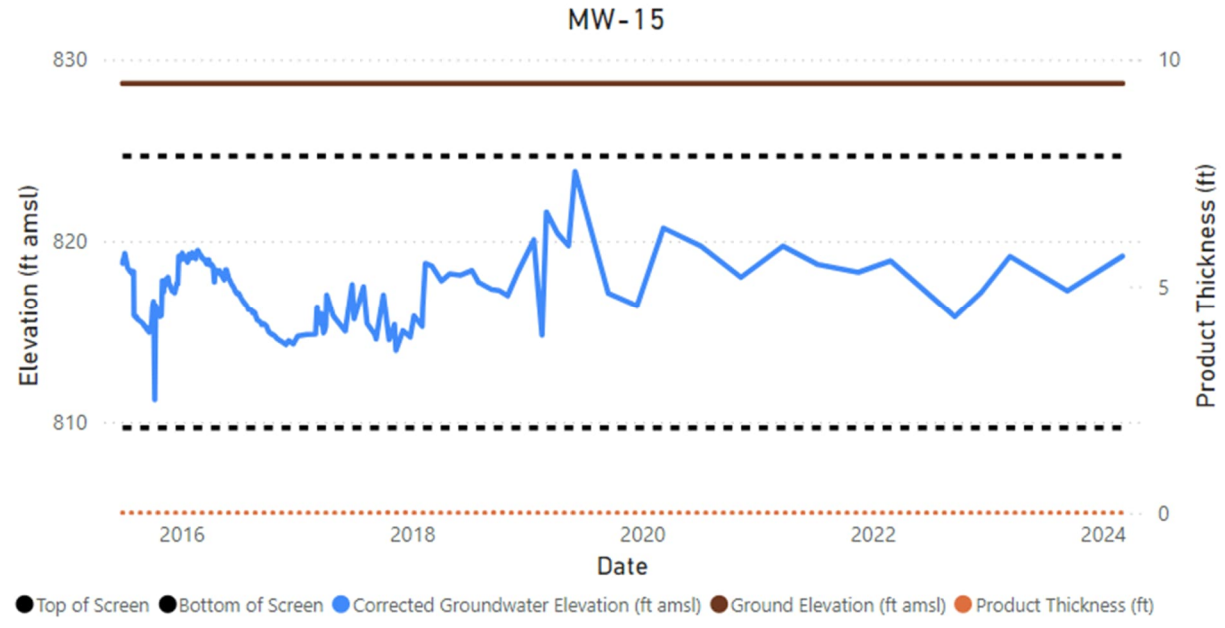
MW-15
Elevation (ft amsl)
830
820
810
2016
2018
2020
2022
2024
Date
10
5
0
Product Thickness (ft)
Top of Screen
Bottom of Screen
Corrected Groundwater Elevation (ft amsl)
Ground Elevation (ft amsl)
Product Thickness (ft)

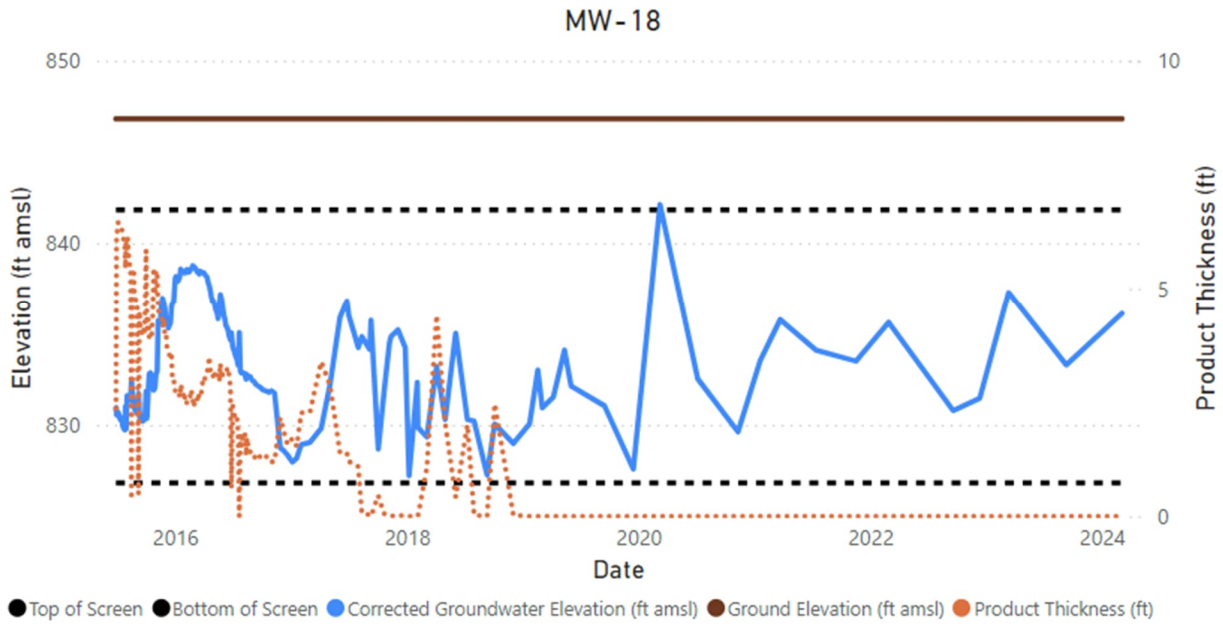
MW-18
850
840
830
10
5
0
Elevation (ft amsl)
Product Thickness (ft)
2016
2018
2020
2022
2024
Date
Top of Screen
Bottom of Screen
Corrected Groundwater Elevation (ft amsl)
Ground Elevation (ft amsl)
Product Thickness (ft)

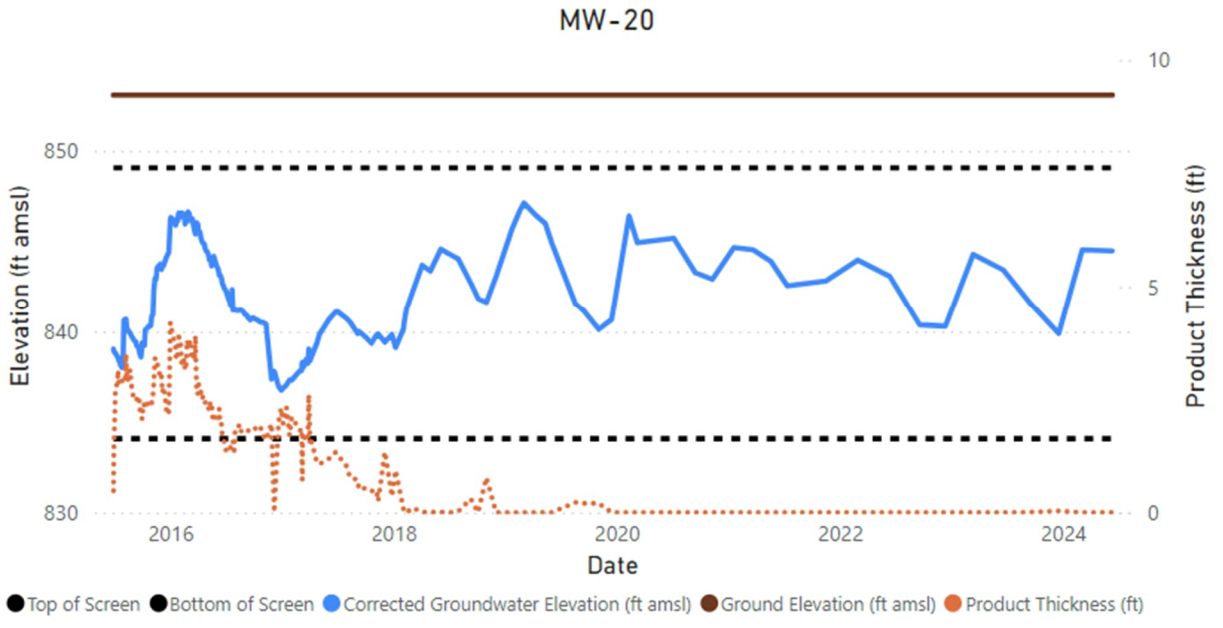
MW-20
850
840
830
10
5
0
Elevation (ft amsl)
Product Thickness (ft)
2016
2018
2020
2022
2024
Date
Top of Screen
Bottom of Screen
Corrected Groundwater Elevation (ft amsl)
Ground Elevation (ft amsl)
Product Thickness (ft)

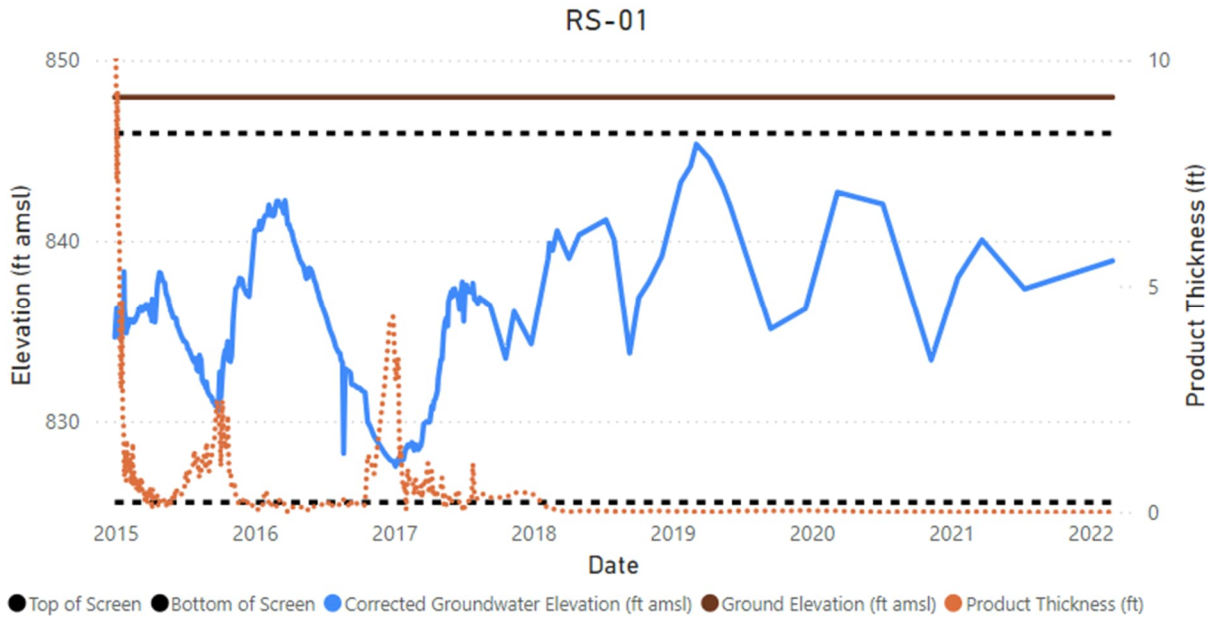
RS-01
850
840
830
10
5
0
Elevation (ft amsl)
Product Thickness (ft)
2015
2016
2017
2018
2019
2020
2021
2022
Date
Top of Screen
Bottom of Screen
Corrected Groundwater Elevation (ft amsl)
Ground Elevation (ft amsl)
Product Thickness (ft)

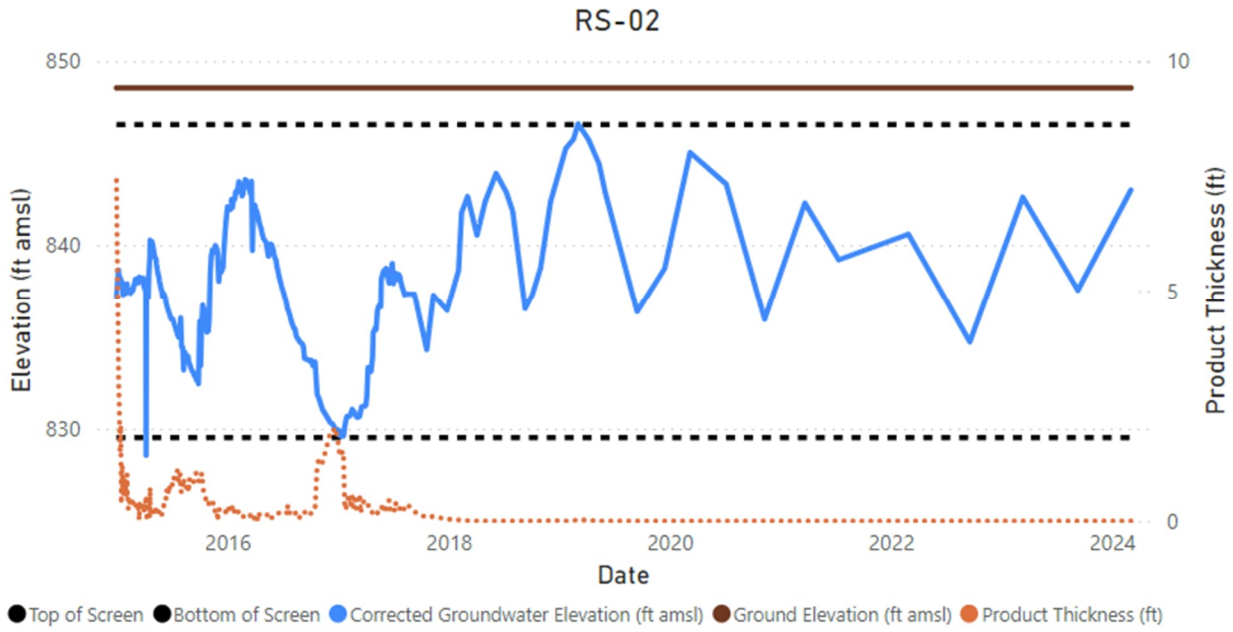
RS-02
850
840
830
10
5
0
Elevation (ft amsl)
Product Thickness (ft)
2016
2018
2020
2022
2024
Date
Top of Screen
Bottom of Screen
Corrected Groundwater Elevation (ft amsl)
Ground Elevation (ft amsl)
Product Thickness (ft)

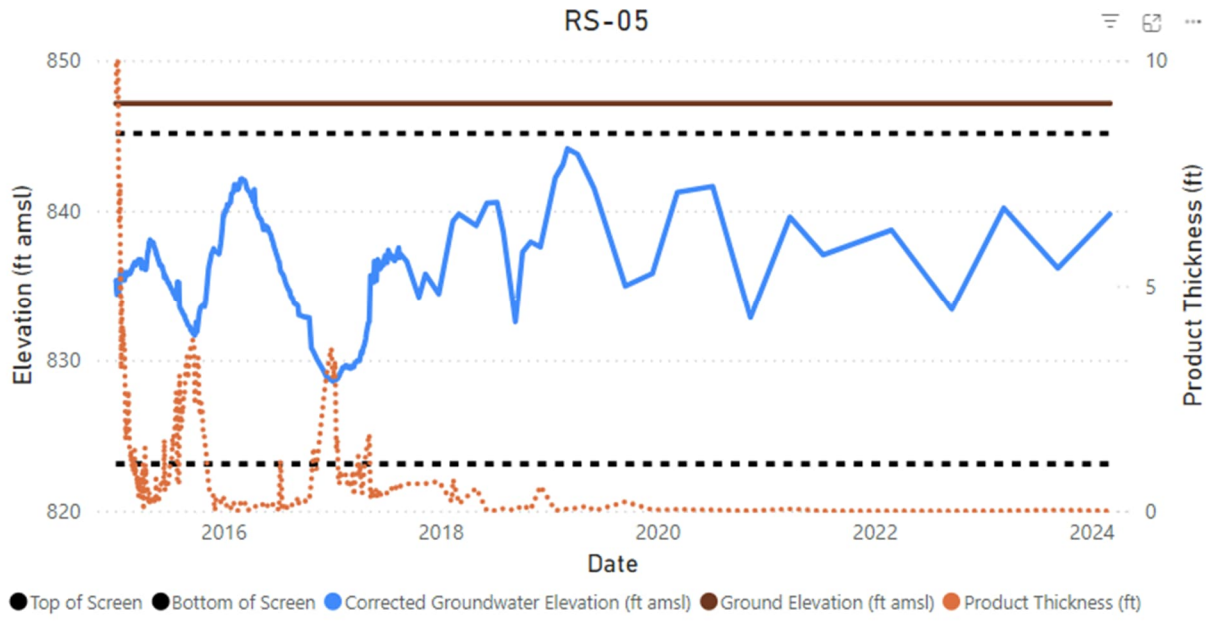
RS-05
850
840
830
820
Elevation (ft amsl)
10
5
0
Product Thickness (ft)
2016
2018
2020
2022
2024
Date
Top of Screen
Bottom of Screen
Corrected Groundwater Elevation (ft amsl)
Ground Elevation (ft amsl)
Product Thickness (ft)

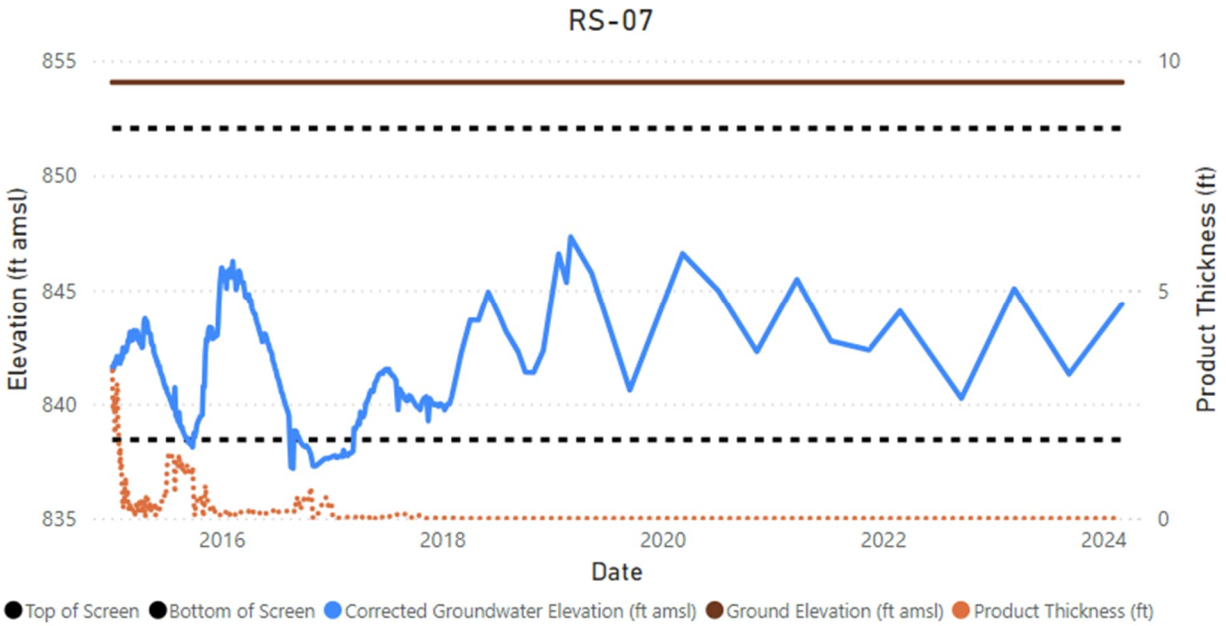
RS-07
855
850
845
840
835
Elevation (ft amsl)
10
5
0
Product Thickness (ft)
2016
2018
2020
2022
2024
Date
Top of Screen
Bottom of Screen
Corrected Groundwater Elevation (ft amsl)
Ground Elevation (ft amsl)
Product Thickness (ft)

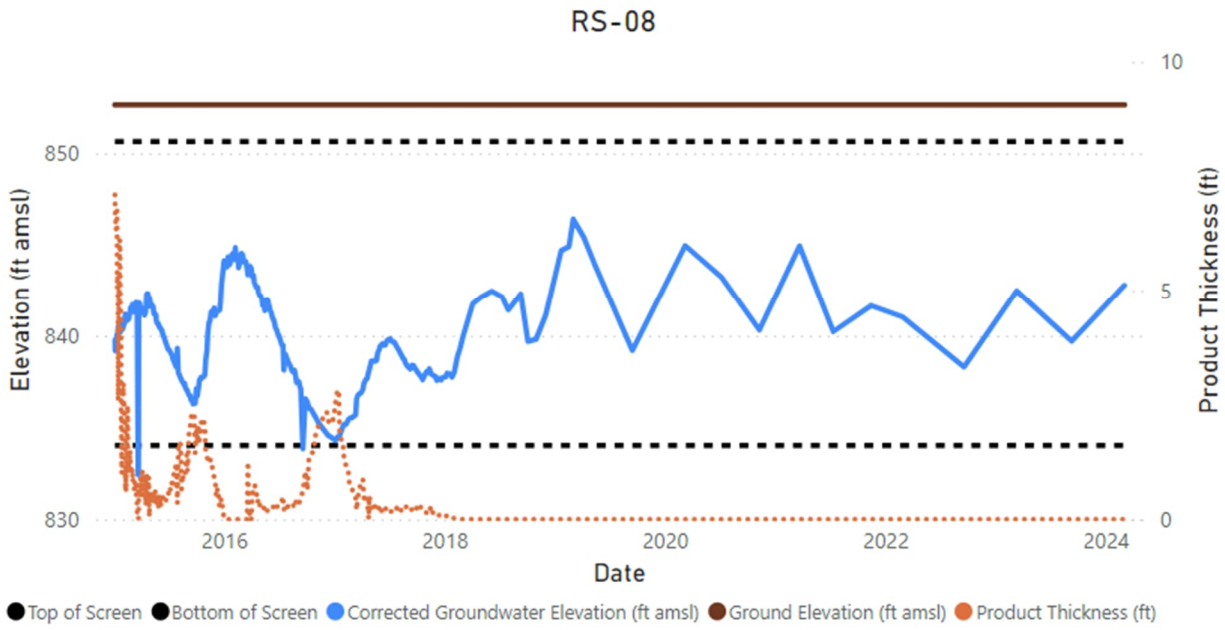
RS-08
Elevation (ft amsl)
850
840
830
Product Thickness (ft)
10
5
0
2016
2018
2020
2022
2024
Date
Top of Screen
Bottom of Screen
Corrected Groundwater Elevation (ft amsl)
Ground Elevation (ft amsl)
Product Thickness (ft)

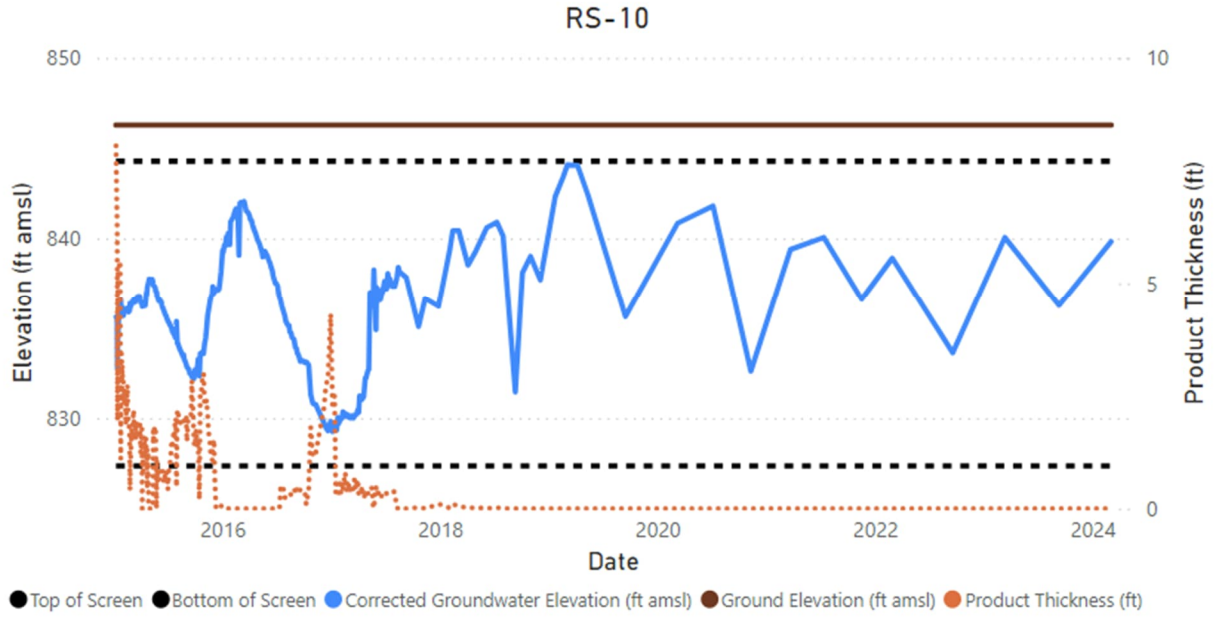
RS-10
Elevation (ft amsl)
850
840
830
Product Thickness (ft)
10
5
0
2016
2018
2020
2022
2024
Date
Top of Screen
Bottom of Screen
Corrected Groundwater Elevation (ft amsl)
Ground Elevation (ft amsl)
Product Thickness (ft)

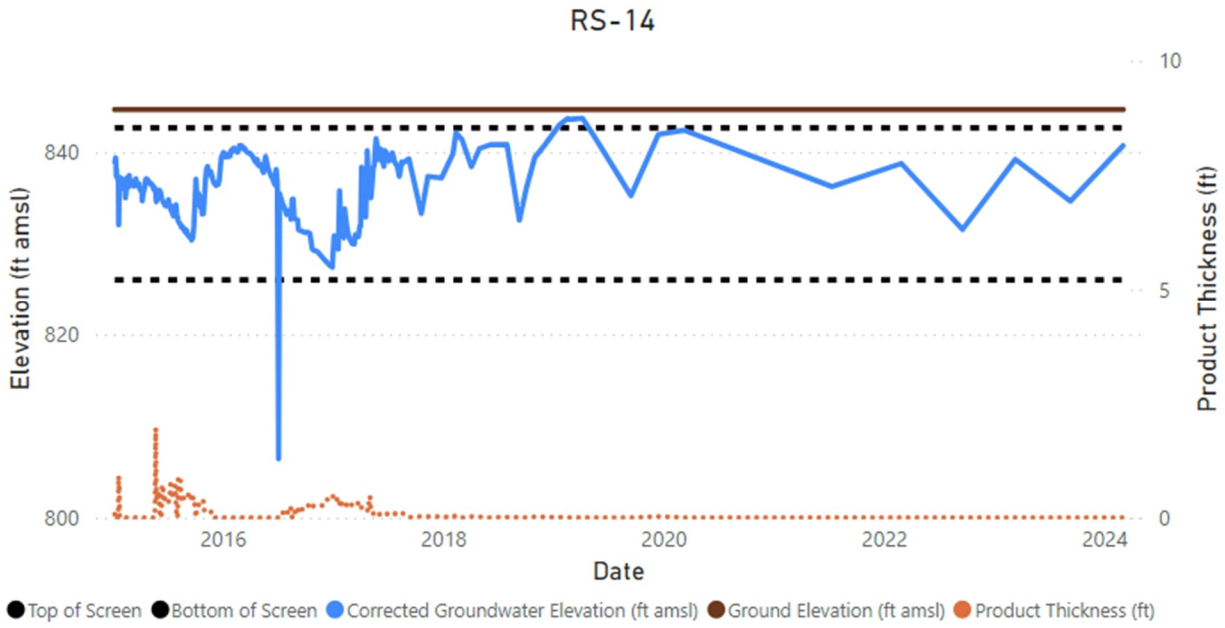
RS-14
Elevation (ft amsl)
840
820
800
2016
2018
2020
2022
2024
Date
10
5
0
Product Thickness (ft)
Top of Screen
Bottom of Screen
Corrected Groundwater Elevation (ft amsl)
Ground Elevation (ft amsl)
Product Thickness (ft)

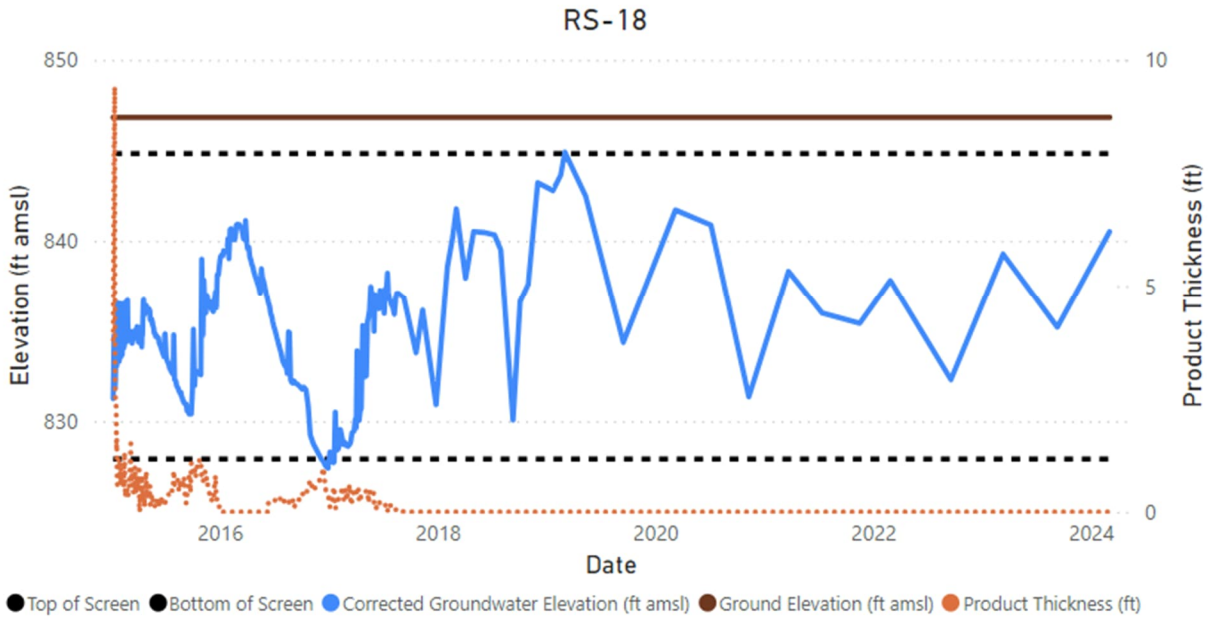
RS-18
Elevation (ft amsl)
850
840
830
2016
2018
2020
2022
2024
Date
10
5
0
Product Thickness (ft)
Top of Screen
Bottom of Screen
Corrected Groundwater Elevation (ft amsl)
Ground Elevation (ft amsl)
Product Thickness (ft)

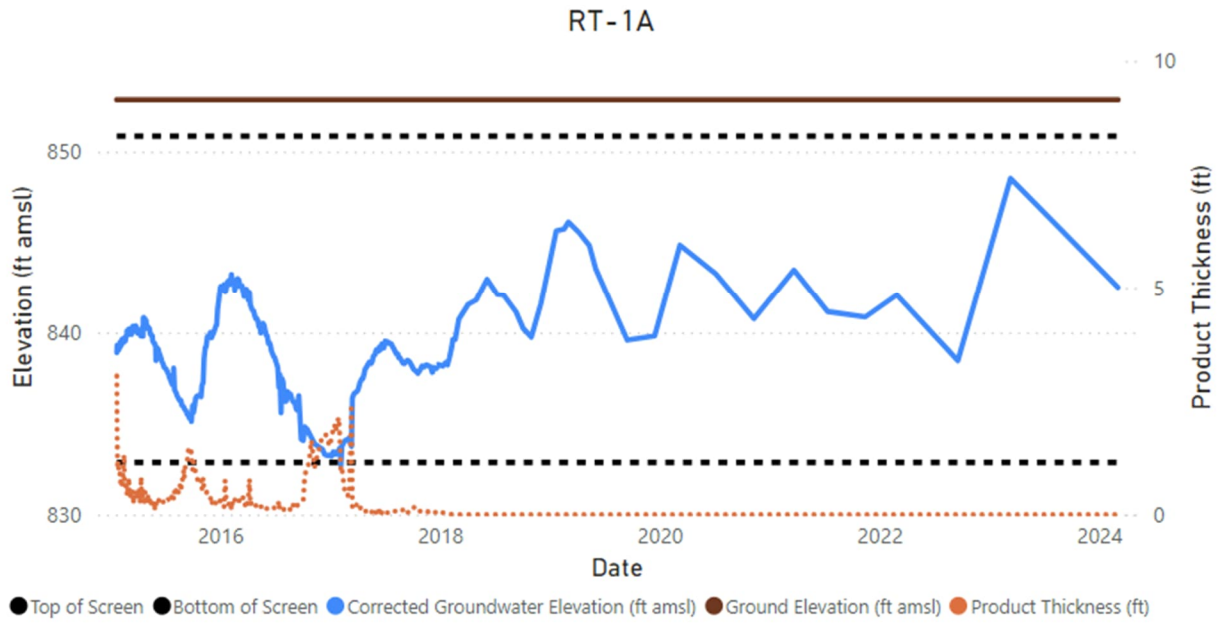
RT-1A
Elevation (ft amsl)
850
840
830
2016
2018
2020
2022
2024
Date
10
5
0
Product Thickness (ft)
Top of Screen
Bottom of Screen
Corrected Groundwater Elevation (ft amsl)
Ground Elevation (ft amsl)
Product Thickness (ft)

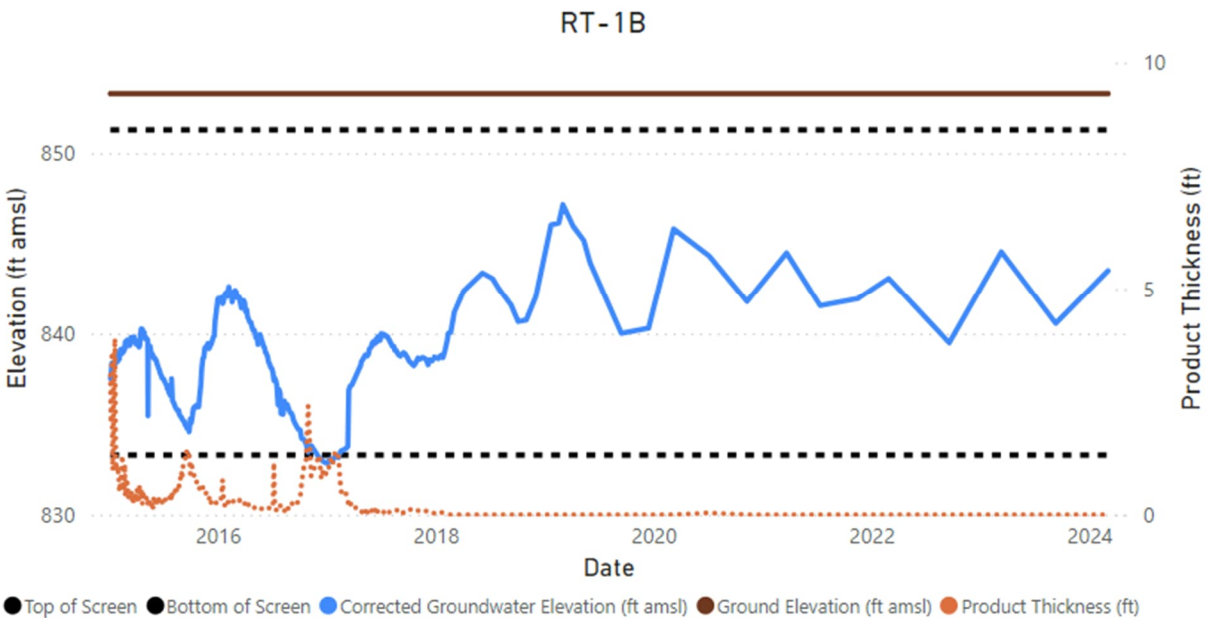
RT-1B
Elevation (ft amsl)
850
840
830
2016
2018
2020
2022
2024
Date
10
5
0
Product Thickness (ft)
Top of Screen
Bottom of Screen
Corrected Groundwater Elevation (ft amsl)
Ground Elevation (ft amsl)
Product Thickness (ft)

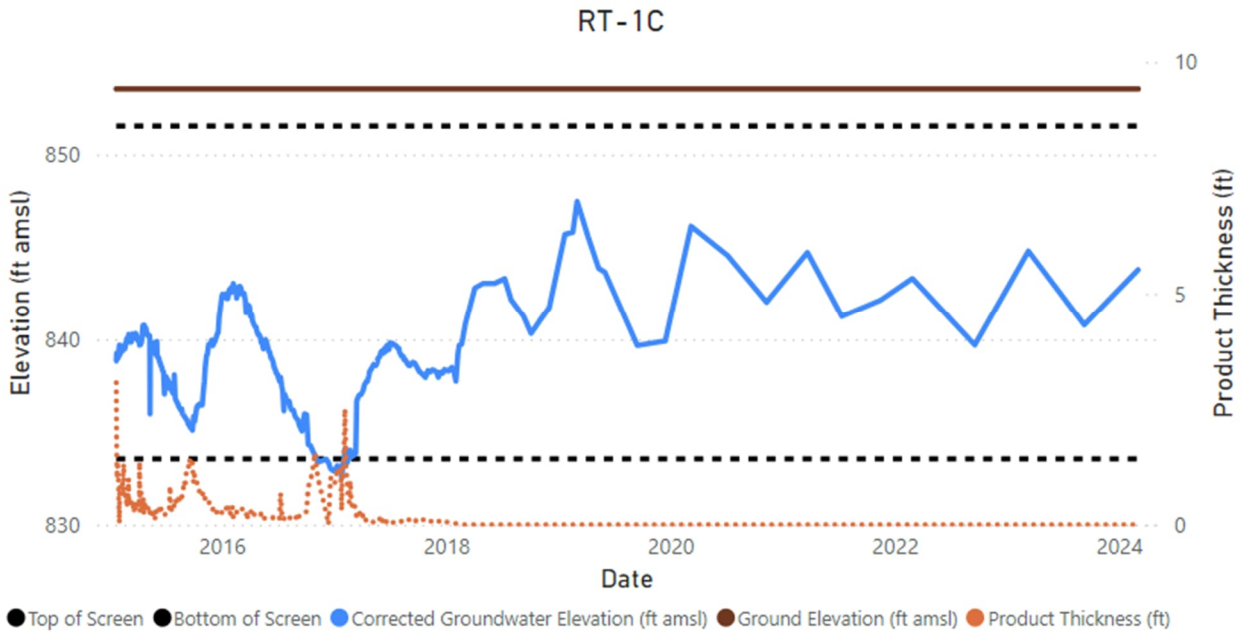
RT-1C
Elevation (ft amsl)
850
840
830
2016
2018
2020
2022
2024
Date
10
5
0
Product Thickness (ft)
Top of Screen
Bottom of Screen
Corrected Groundwater Elevation (ft amsl)
Ground Elevation (ft amsl)
Product Thickness (ft)

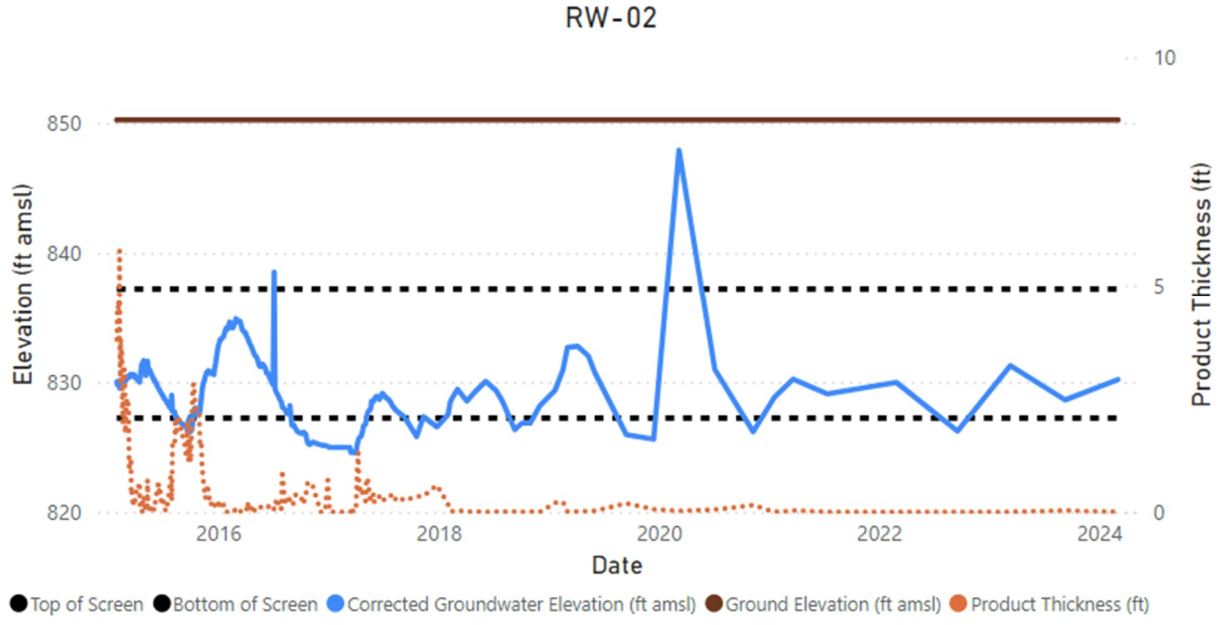
RW-02
Elevation (ft amsl)
850
840
830
820
2016
2018
2020
2022
2024
Date
10
5
0
Product Thickness (ft)
Top of Screen
Bottom of Screen
Corrected Groundwater Elevation (ft amsl)
Ground Elevation (ft amsl)
Product Thickness (ft)

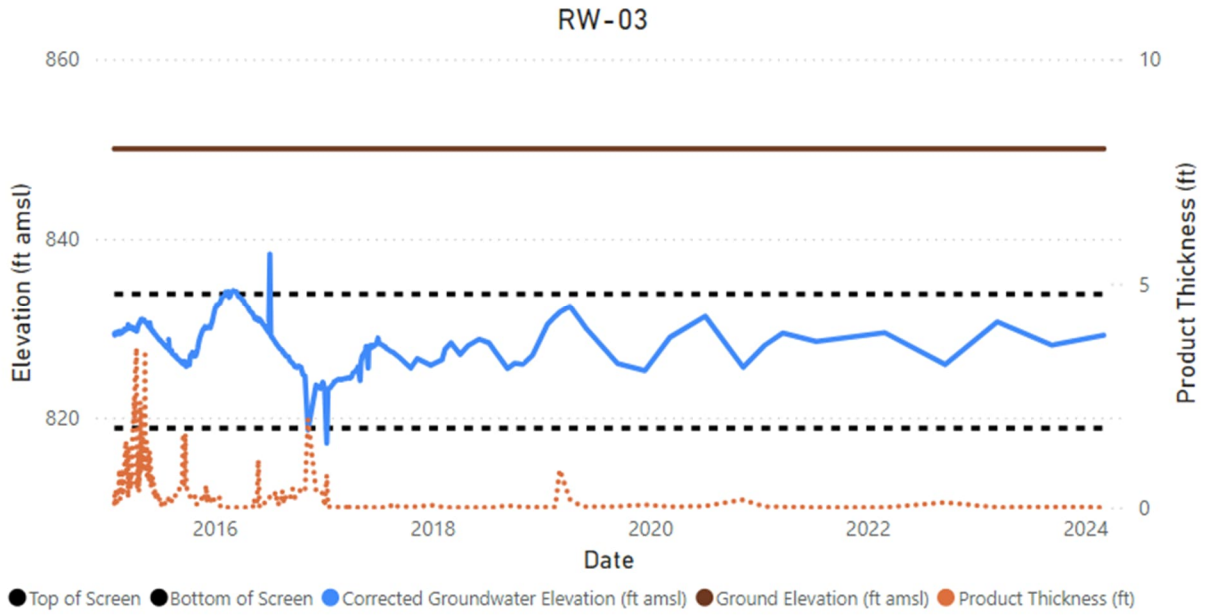
RW-03
860
840
820
10
5
0
Elevation (ft amsl)
Product Thickness (ft)
2016
2018
2020
2022
2024
Date
Top of Screen
Bottom of Screen
Corrected Groundwater Elevation (ft amsl)
Ground Elevation (ft amsl)
Product Thickness (ft)

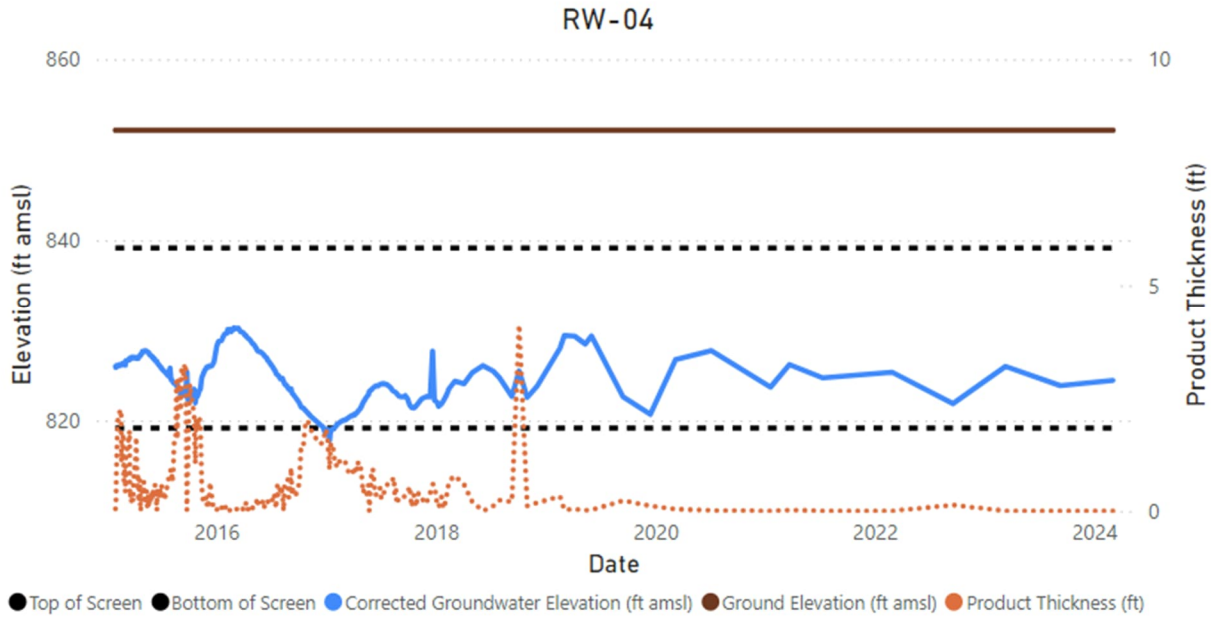
RW-04
860
840
820
10
5
0
Elevation (ft amsl)
Product Thickness (ft)
2016
2018
2020
2022
2024
Date
Top of Screen
Bottom of Screen
Corrected Groundwater Elevation (ft amsl)
Ground Elevation (ft amsl)
Product Thickness (ft)

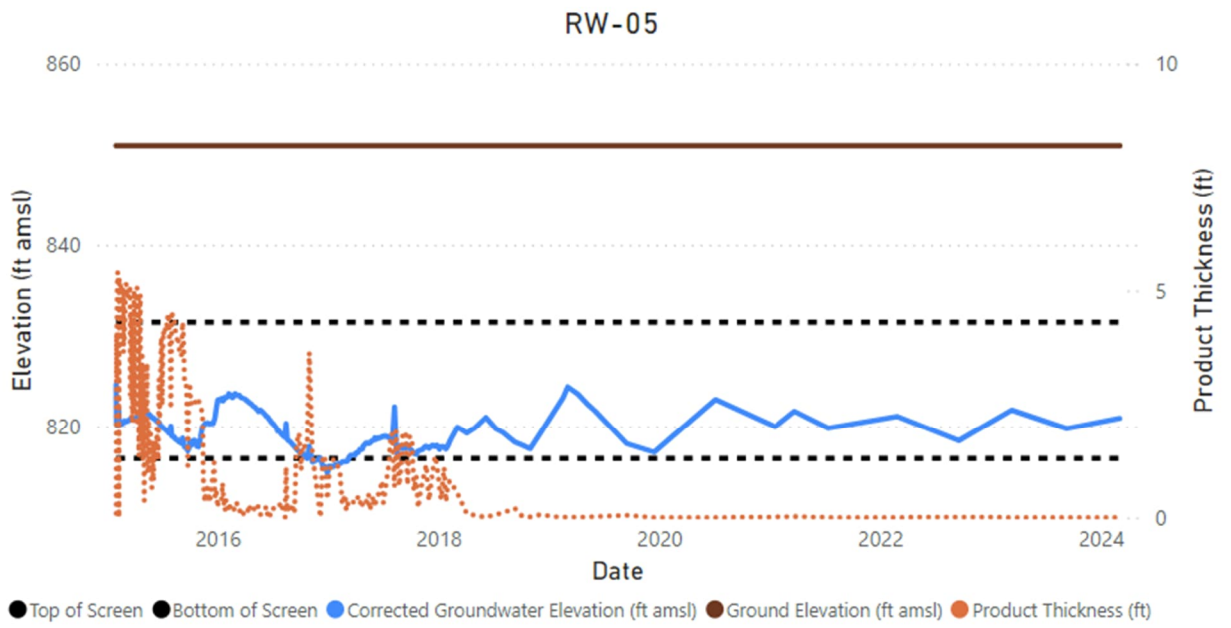
RW-05
860
840
820
10
5
0
Elevation (ft amsl)
Product Thickness (ft)
2016
2018
2020
2022
2024
Date
Top of Screen
Bottom of Screen
Corrected Groundwater Elevation (ft amsl)
Ground Elevation (ft amsl)
Product Thickness (ft)

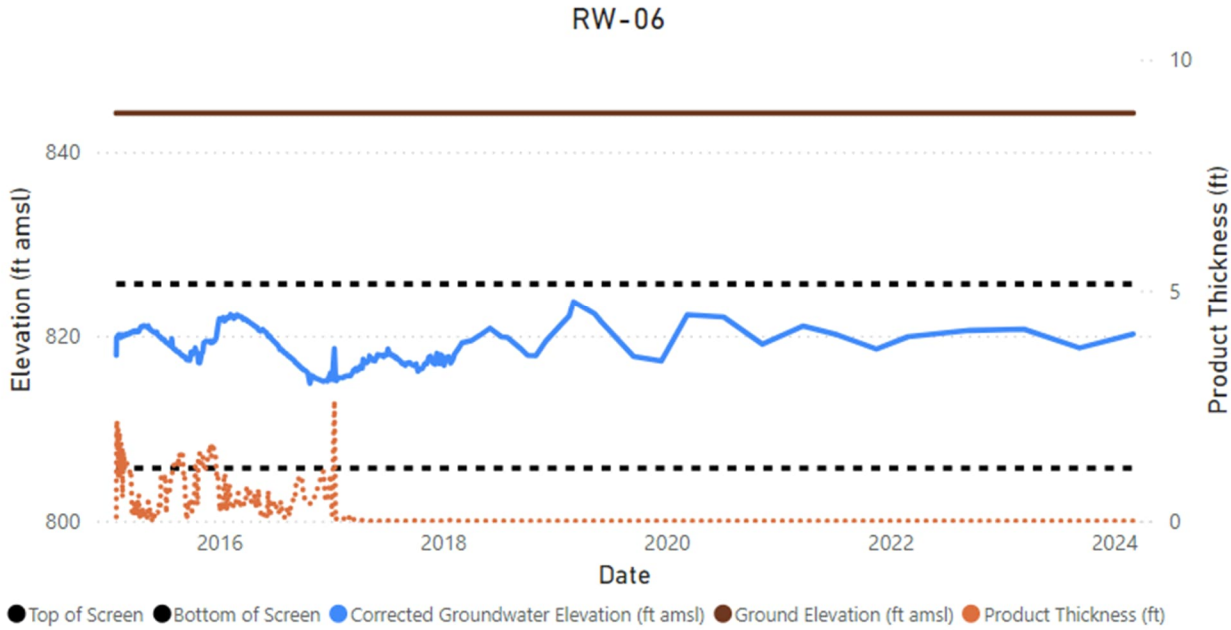
RW-06
840
820
800
10
5
0
Elevation (ft amsl)
Product Thickness (ft)
2016
2018
2020
2022
2024
Date
Top of Screen
Bottom of Screen
Corrected Groundwater Elevation (ft amsl)
Ground Elevation (ft amsl)
Product Thickness (ft)

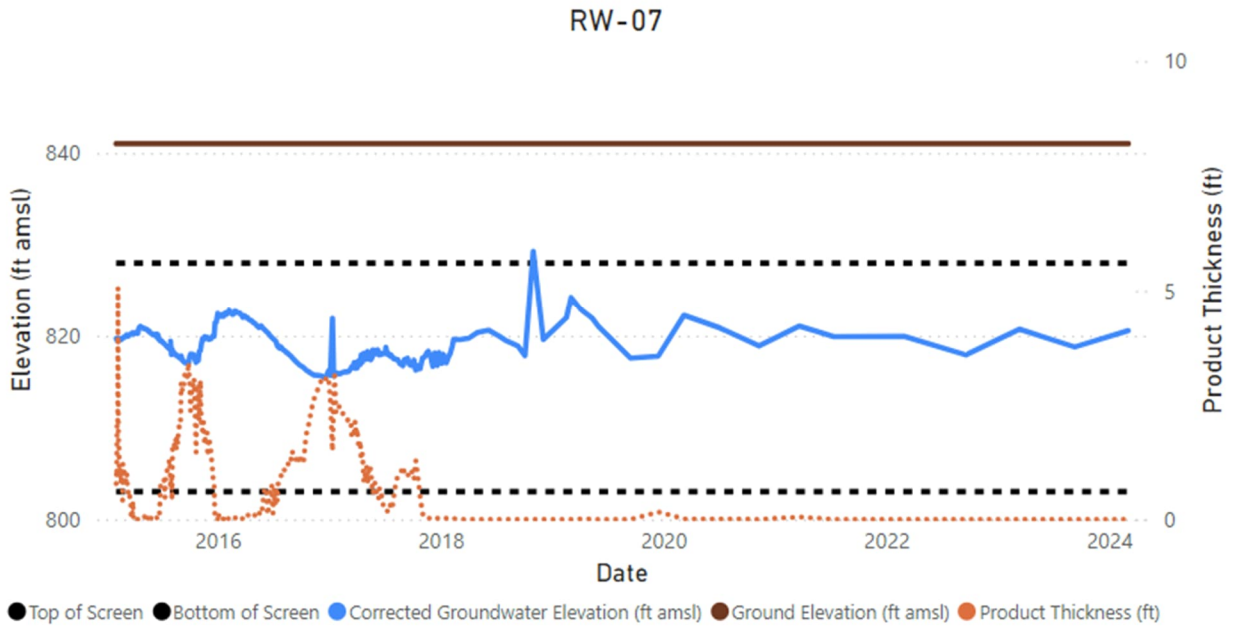
RW-07
Elevation (ft amsl)
840
820
800
2016
2018
2020
2022
2024
Date
10
5
0
Product Thickness (ft)
Top of Screen
Bottom of Screen
Corrected Groundwater Elevation (ft amsl)
Ground Elevation (ft amsl)
Product Thickness (ft)

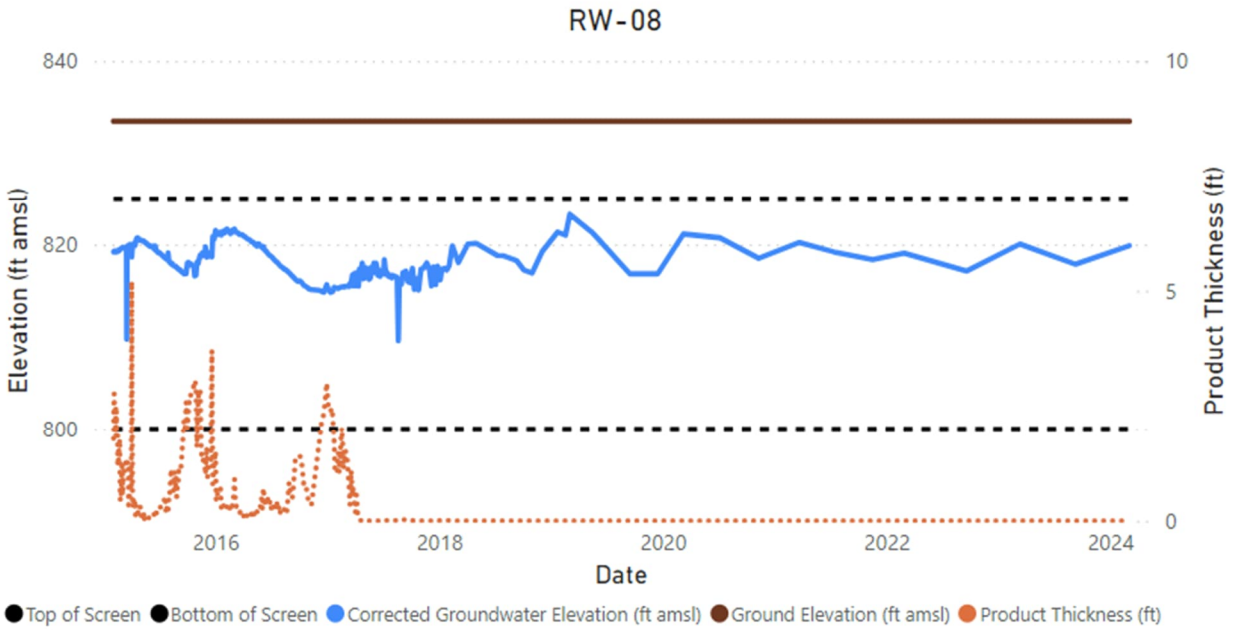
RW-08
Elevation (ft amsl)
840
820
800
2016
2018
2020
2022
2024
Date
10
5
0
Product Thickness (ft)
Top of Screen
Bottom of Screen
Corrected Groundwater Elevation (ft amsl)
Ground Elevation (ft amsl)
Product Thickness (ft)

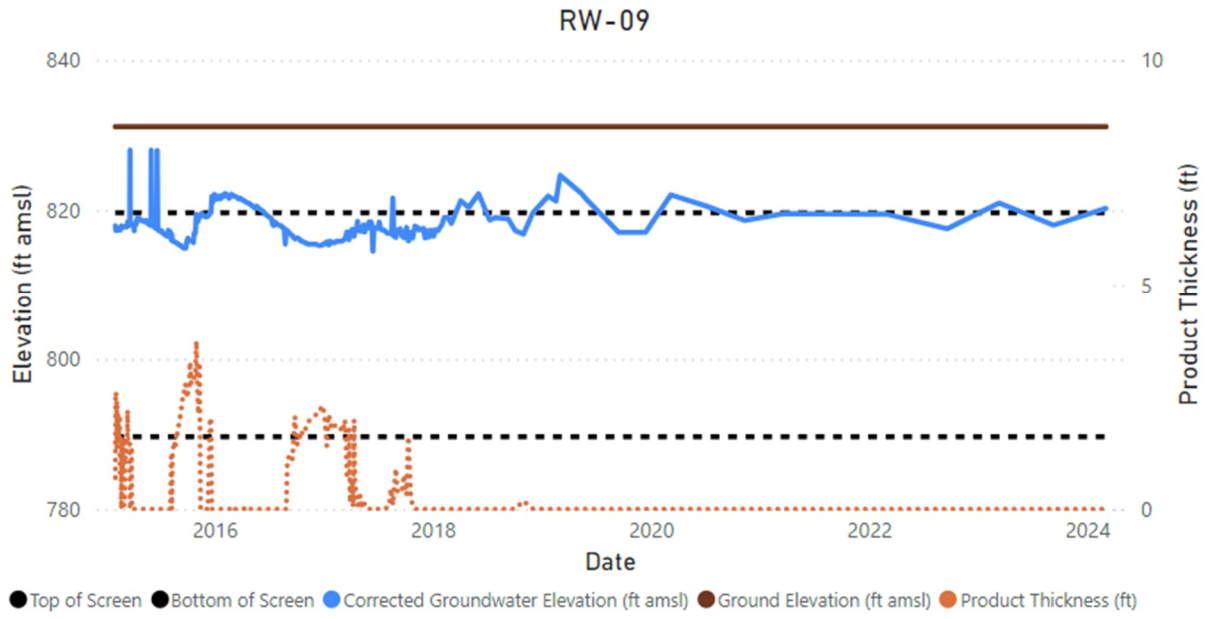
RW-09
840
820
800
780
10
5
0
Elevation (ft amsl)
Product Thickness (ft)
2016
2018
2020
2022
2024
Date
Top of Screen
Bottom of Screen
Corrected Groundwater Elevation (ft amsl)
Ground Elevation (ft amsl)
Product Thickness (ft)

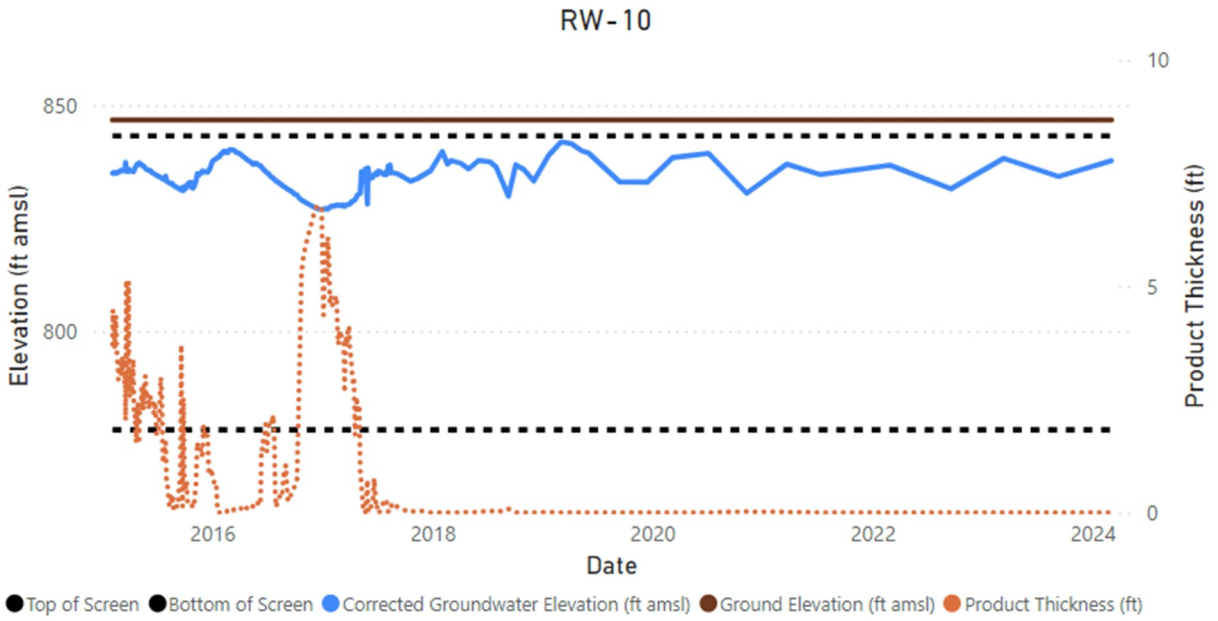
RW-10
850
800
10
5
0
Elevation (ft amsl)
Product Thickness (ft)
2016
2018
2020
2022
2024
Date
Top of Screen
Bottom of Screen
Corrected Groundwater Elevation (ft amsl)
Ground Elevation (ft amsl)
Product Thickness (ft)

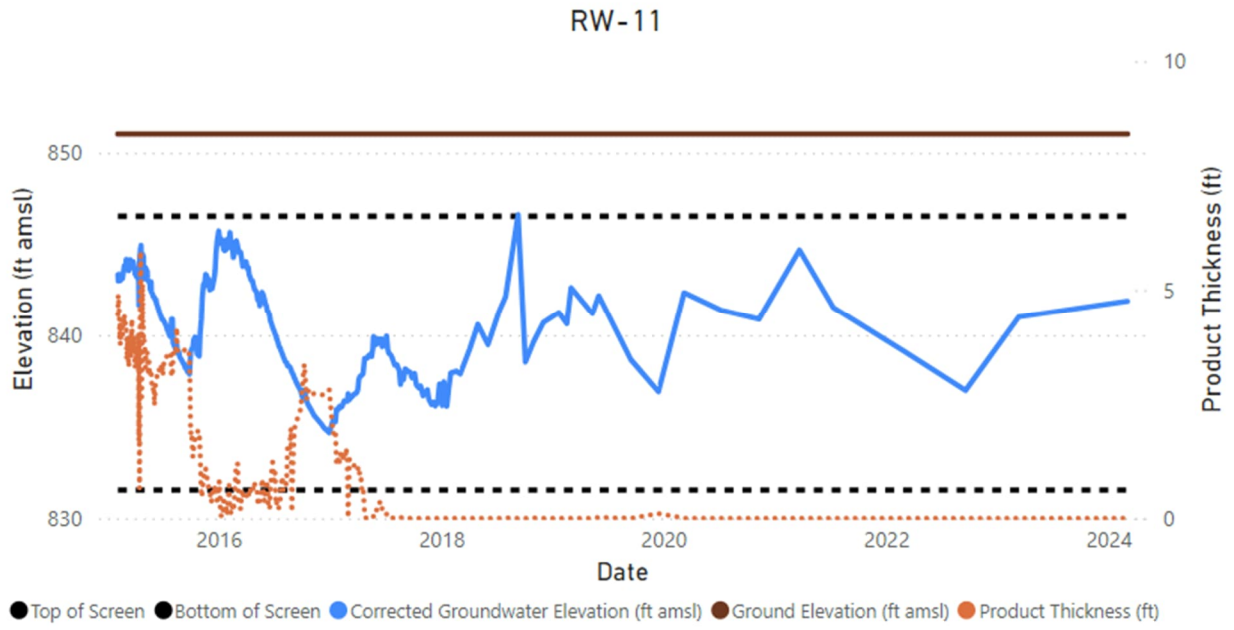
RW-11
Elevation (ft amsl)
850
840
830
2016
2018
2020
2022
2024
Date
10
5
0
Product Thickness (ft)
Top of Screen
Bottom of Screen
Corrected Groundwater Elevation (ft amsl)
Ground Elevation (ft amsl)
Product Thickness (ft)

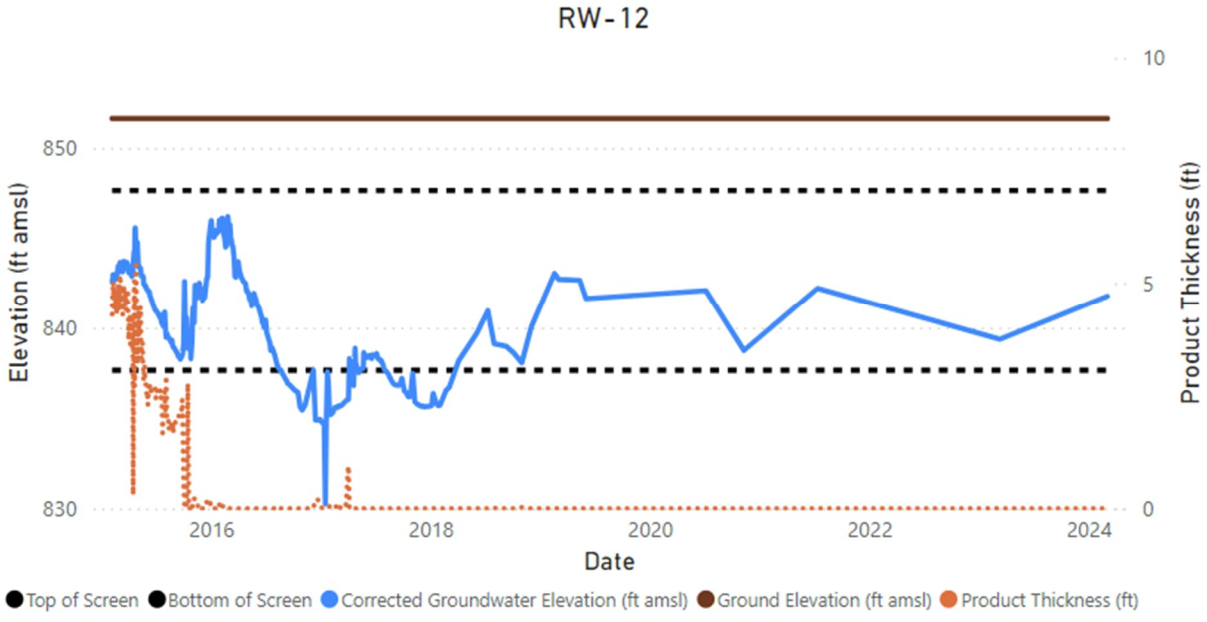
RW-12
Elevation (ft amsl)
850
840
830
2016
2018
2020
2022
2024
Date
10
5
0
Product Thickness (ft)
Top of Screen
Bottom of Screen
Corrected Groundwater Elevation (ft amsl)
Ground Elevation (ft amsl)
Product Thickness (ft)

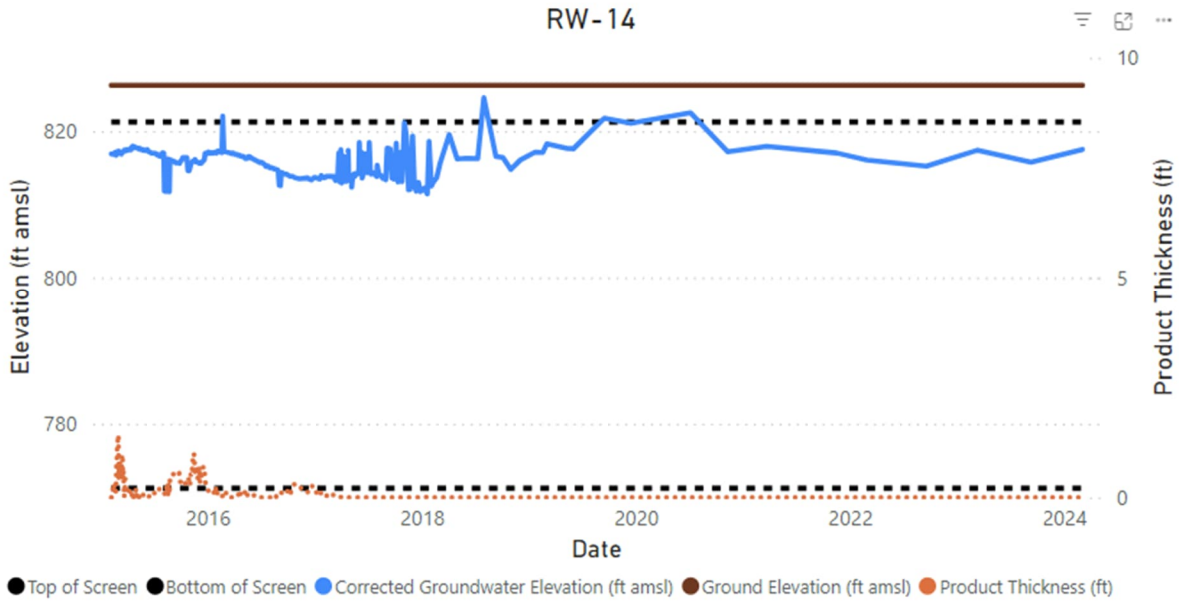
RW-14
Elevation (ft amsl)
820
800
780
Product Thickness (ft)
10
5
0
2016
2018
2020
2022
2024
Date
Top of Screen
Bottom of Screen
Corrected Groundwater Elevation (ft amsl)
Ground Elevation (ft amsl)
Product Thickness (ft)

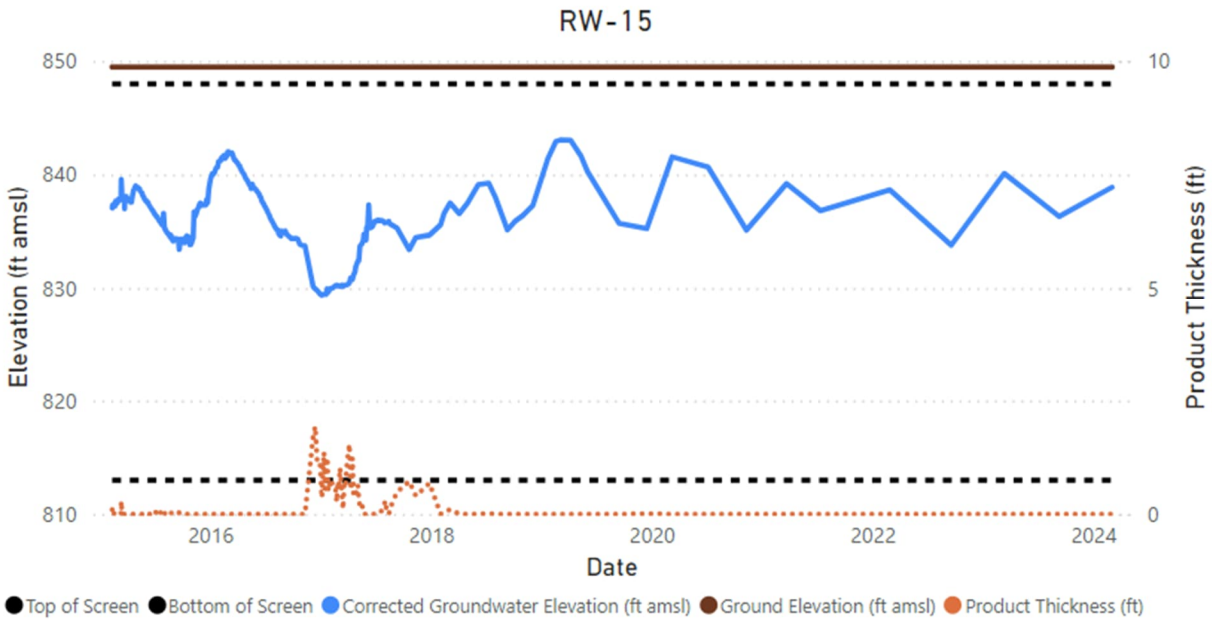
RW-15
Elevation (ft amsl)
850
840
830
820
810
Product Thickness (ft)
10
5
0
2016
2018
2020
2022
2024
Date
Top of Screen
Bottom of Screen
Corrected Groundwater Elevation (ft amsl)
Ground Elevation (ft amsl)
Product Thickness (ft)

Attachment B
Surface Water Analytical Trends

SW-01

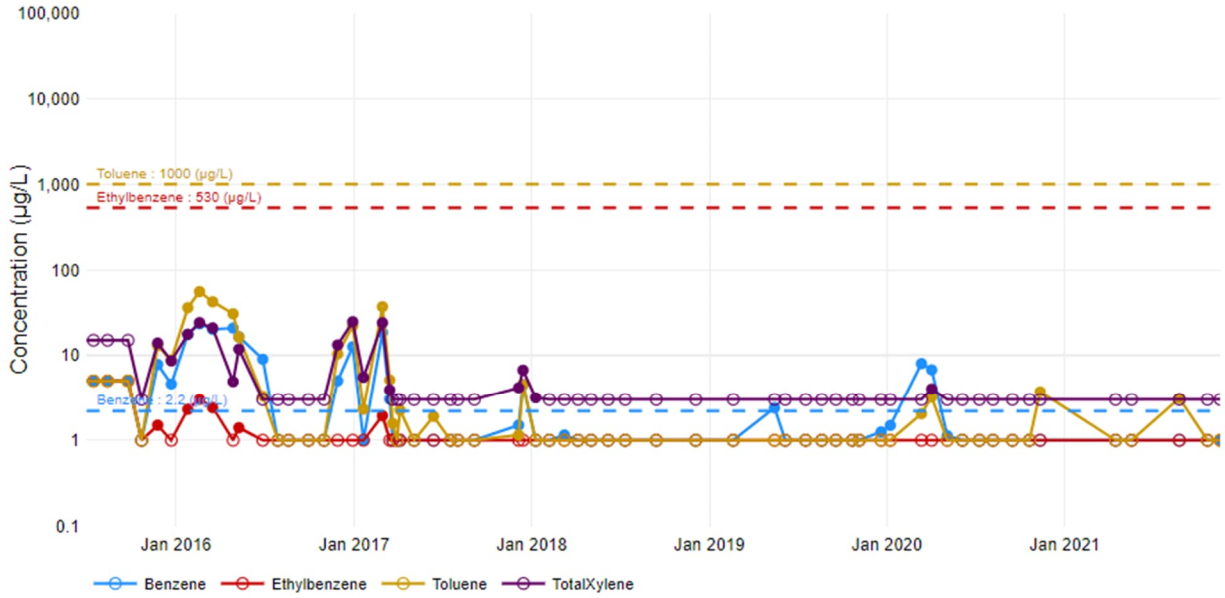

Note: Open circles denote that the compound was not detected; non-detects are plotted at the reporting limit.

SW-02

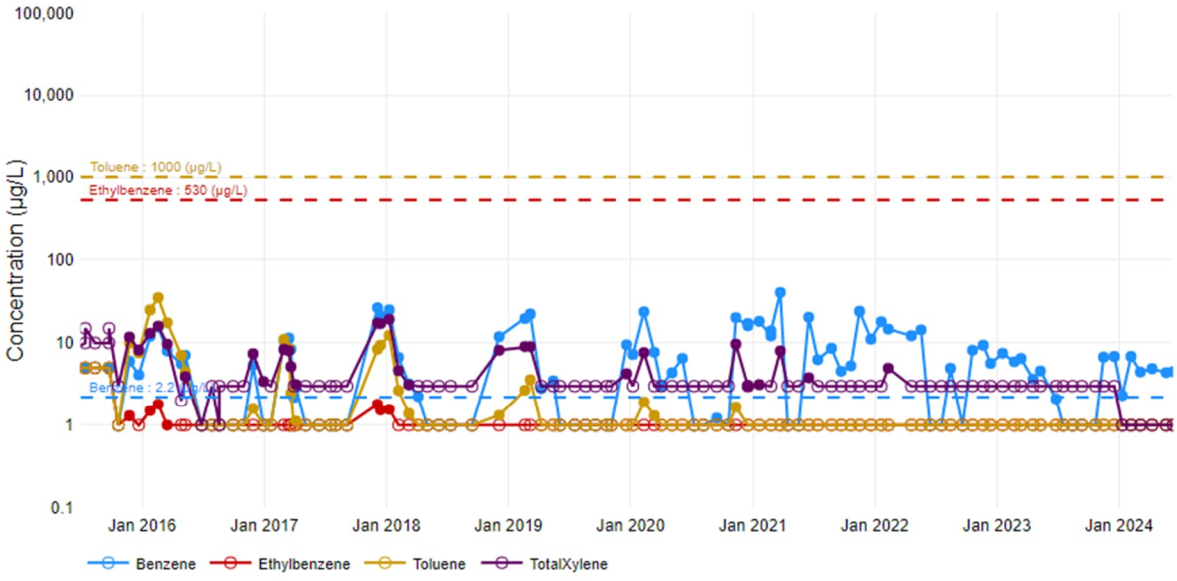

Note: Open circles denote that the compound was not detected; non-detects are plotted at the reporting limit.

SW-04

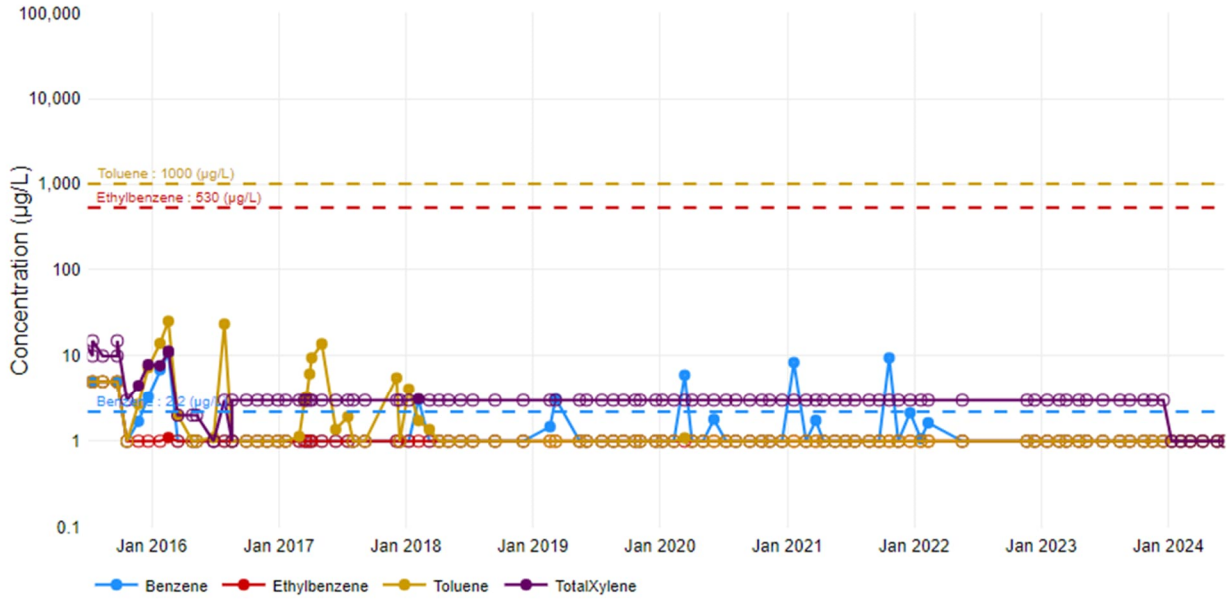

Note: Open circles denote that the compound was not detected; non-detects are plotted at the reporting limit.

SW-05

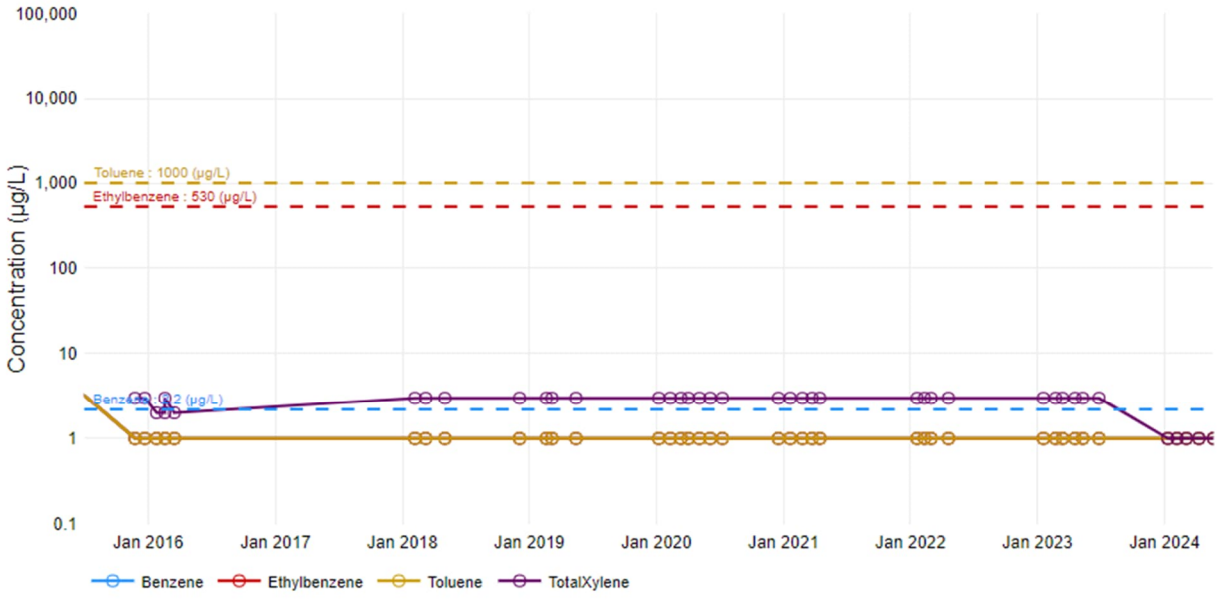

Note: Open circles denote that the compound was not detected; non-detects are plotted at the reporting limit.

SW-07

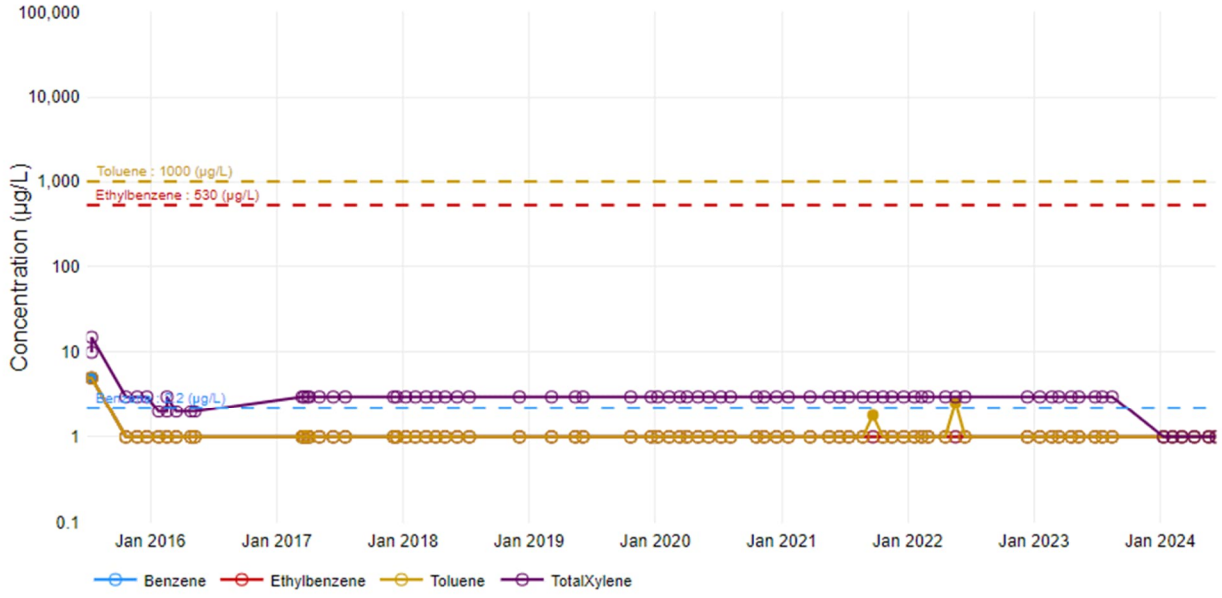

Note: Open circles denote that the compound was not detected; non-detects are plotted at the reporting limit.

SW-08

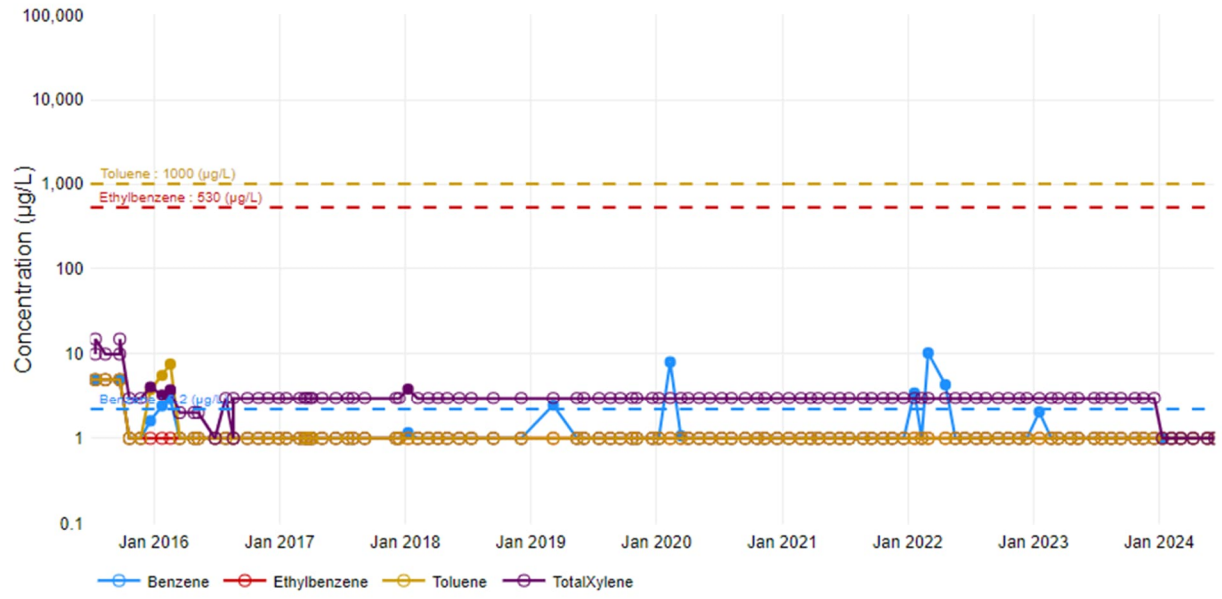

Note: Open circles denote that the compound was not detected; non-detects are plotted at the reporting limit.

SW-09

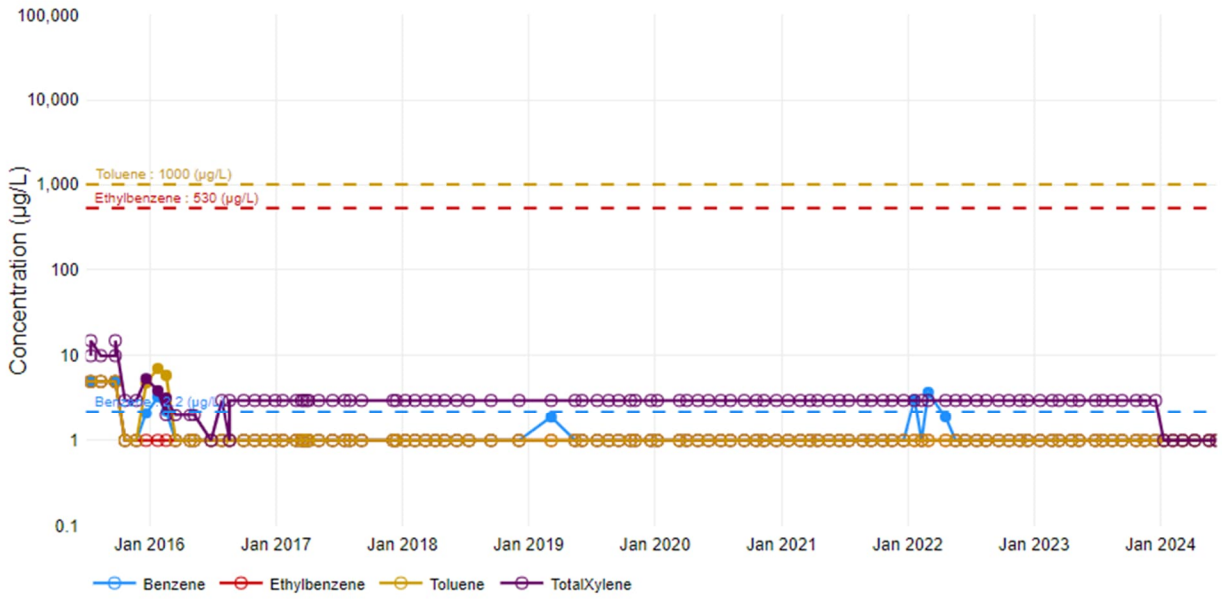

Note: Open circles denote that the compound was not detected; non-detects are plotted at the reporting limit.

SW-12

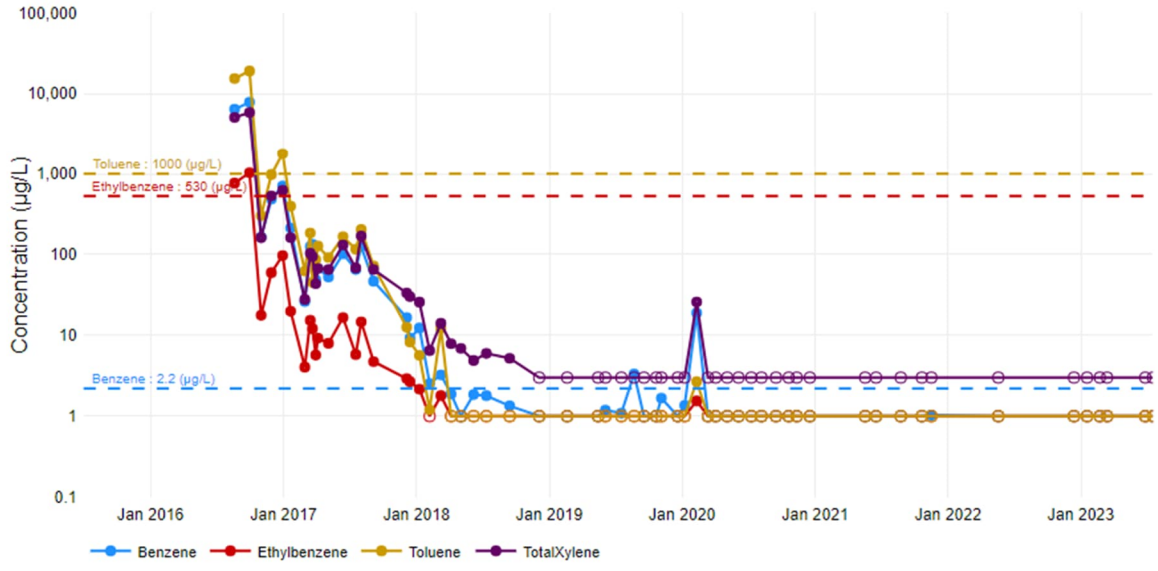

Note: Open circles denote that the compound was not detected; non-detects are plotted at the reporting limit.

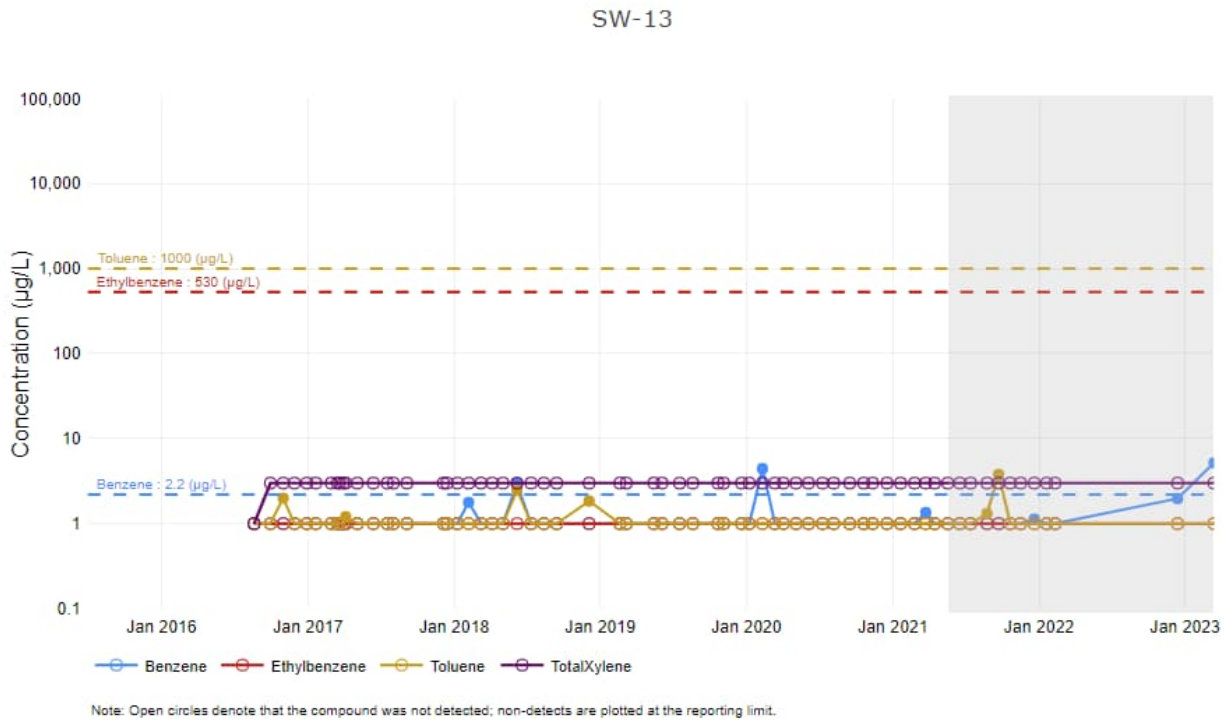
SW-13
100,000
10,000
1,000
100
10
1
0.1
Concentration (µg/L)
Toluene : 1000 (µg/L)
Ethylbenzene : 530 (µg/L)
Benzene : 2.2 (µg/L)
Jan 2016
Jan 2017
Jan 2018
Jan 2019
Jan 2020
Jan 2021
Jan 2022
Jan 2023
Benzene
Ethylbenzene
Toluene
TotalXylene
Note: Open circles denote that the compound was not detected; non-detects are plotted at the reporting limit.

Attachment C
Groundwater Analytical Trends

Browns Creek Monitoring Well Trends

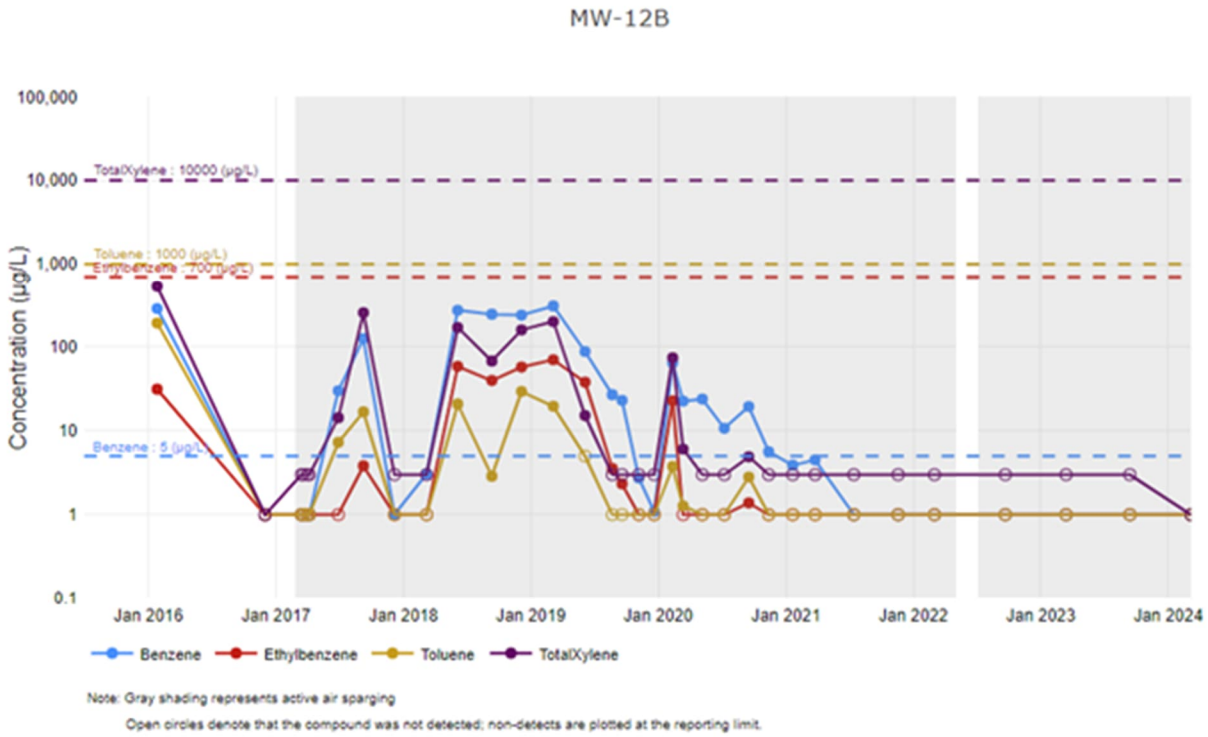

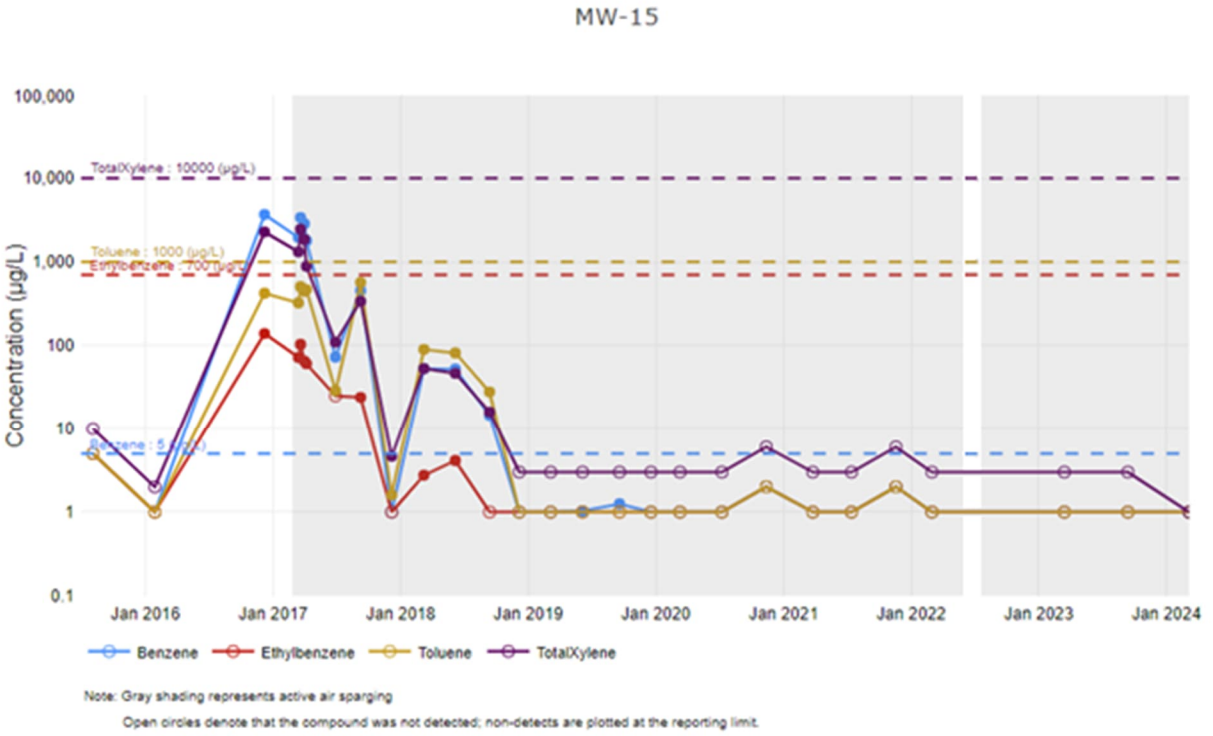

MW-15B

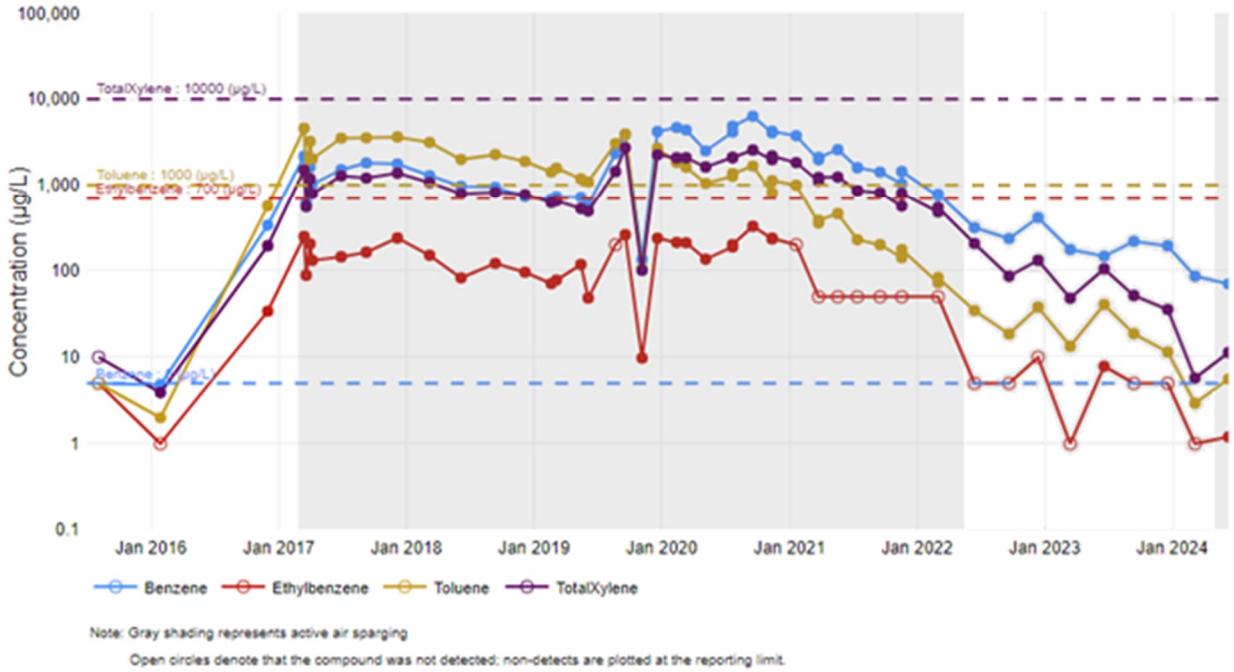

Note: Gray shading represents active air sparging

Open circles denote that the compound was not detected; non-detects are plotted at the reporting limit.

MW-25

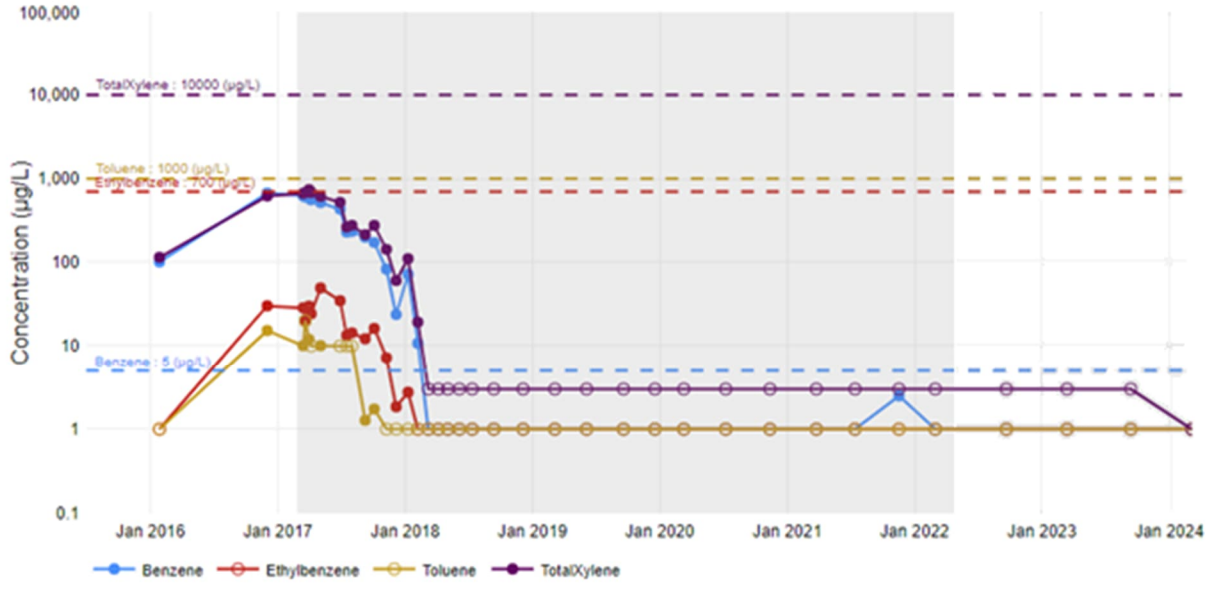

Note: Gray shading represents active air sparging

Open circles denote that the compound was not detected; non-detects are plotted at the reporting limit.

MW-28

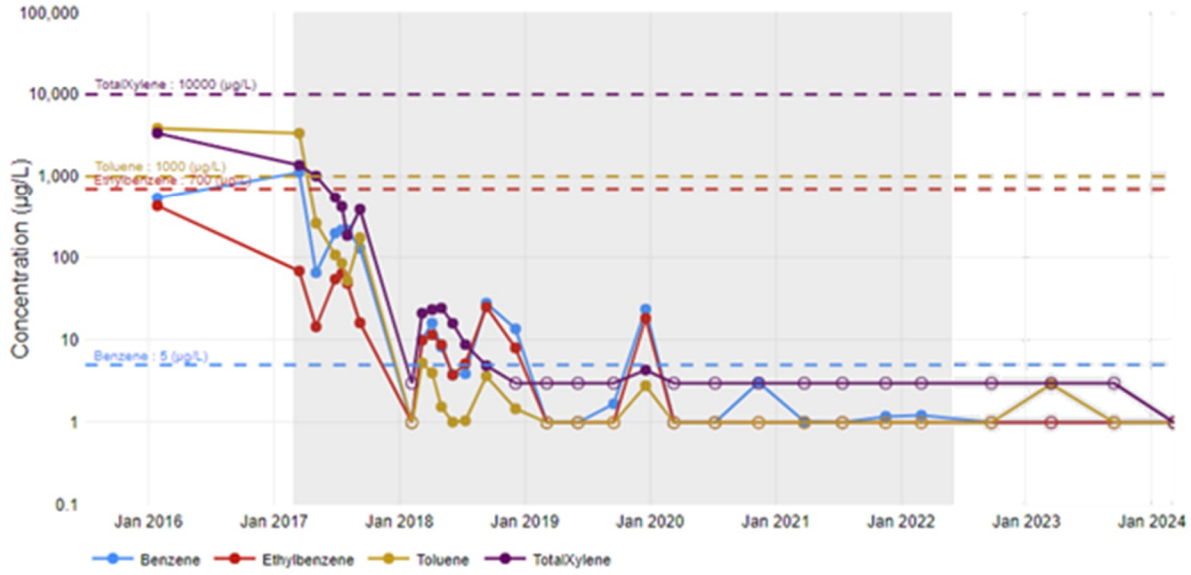

Note: Gray shading represents active air sparging

Open circles denote that the compound was not detected; non-detects are plotted at the reporting limit.

MW-34

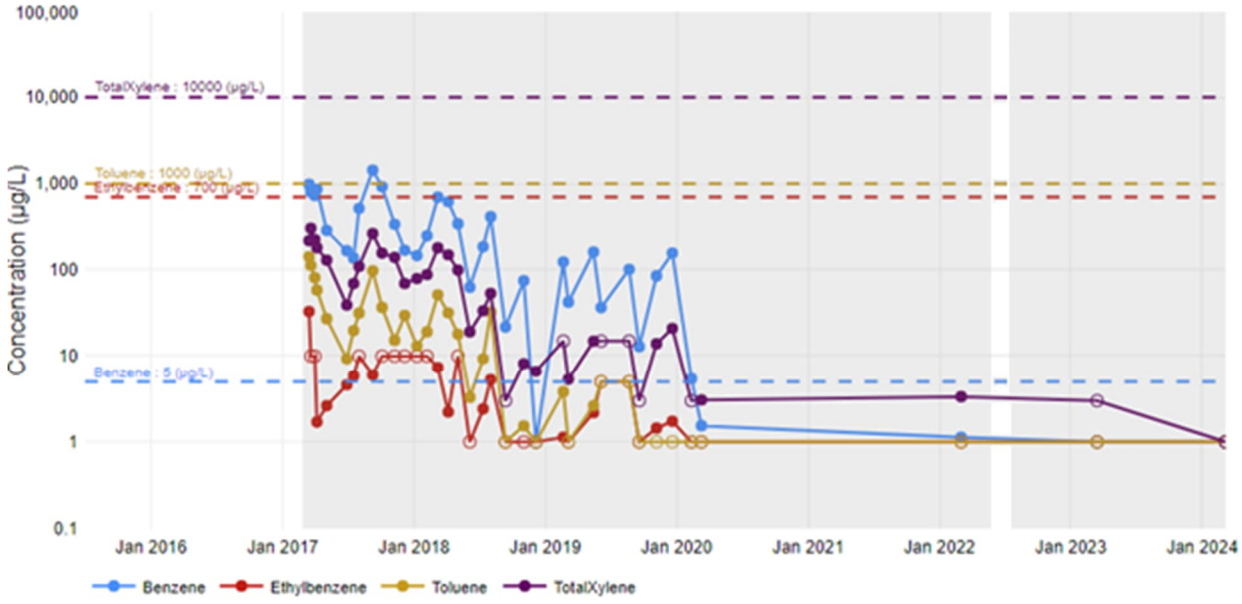

Note: Gray shading represents active air sparging

Open circles denote that the compound was not detected; non-detects are plotted at the reporting limit.

MW-37

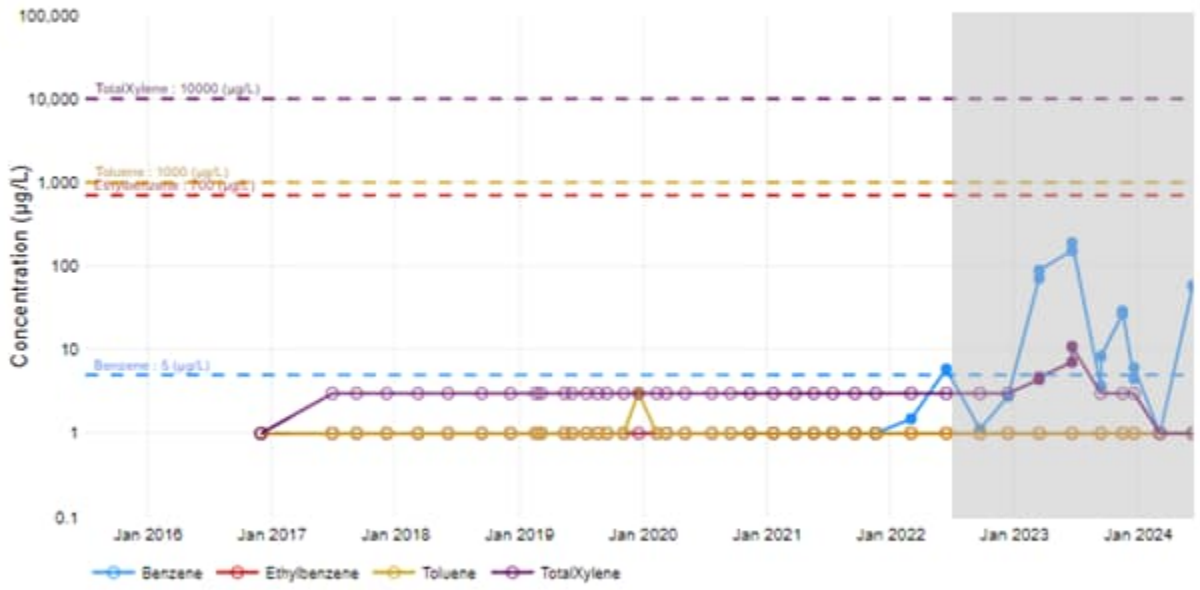

Note: Gray shading represents active air sparging

Open circles denote that the compound was not detected; non-detects are plotted at the reporting limit.

MW-38

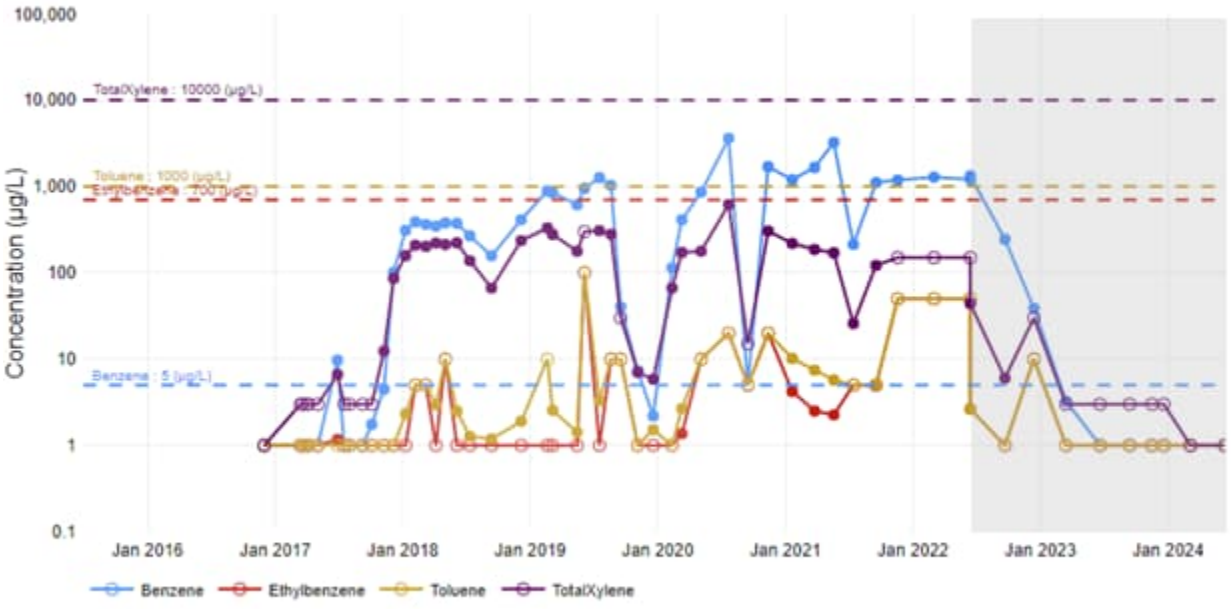

Note: Gray shading represents active air sparging

Open circles denote that the compound was not detected; non-detects are plotted at the reporting limit.

MW-38B



Note: Gray shading represents active air sparging

Open circles denote that the compound was not detected; non-detects are plotted at the reporting limit.

MW-39

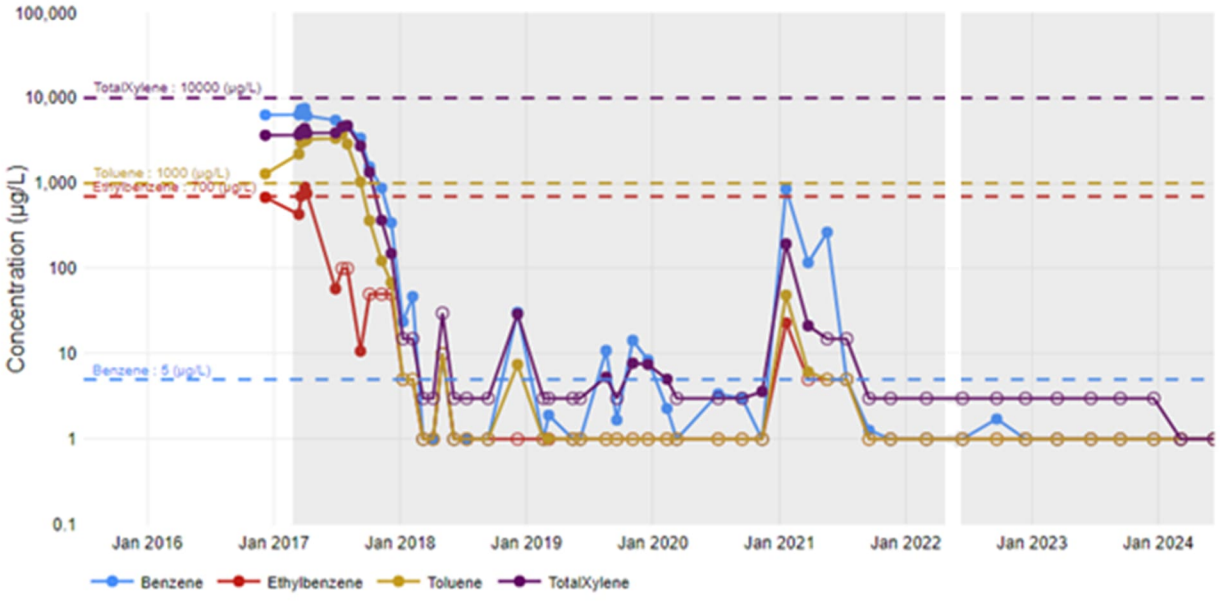

Note: Gray shading represents active air sparging

Open circles denote that the compound was not detected; non-detects are plotted at the reporting limit.

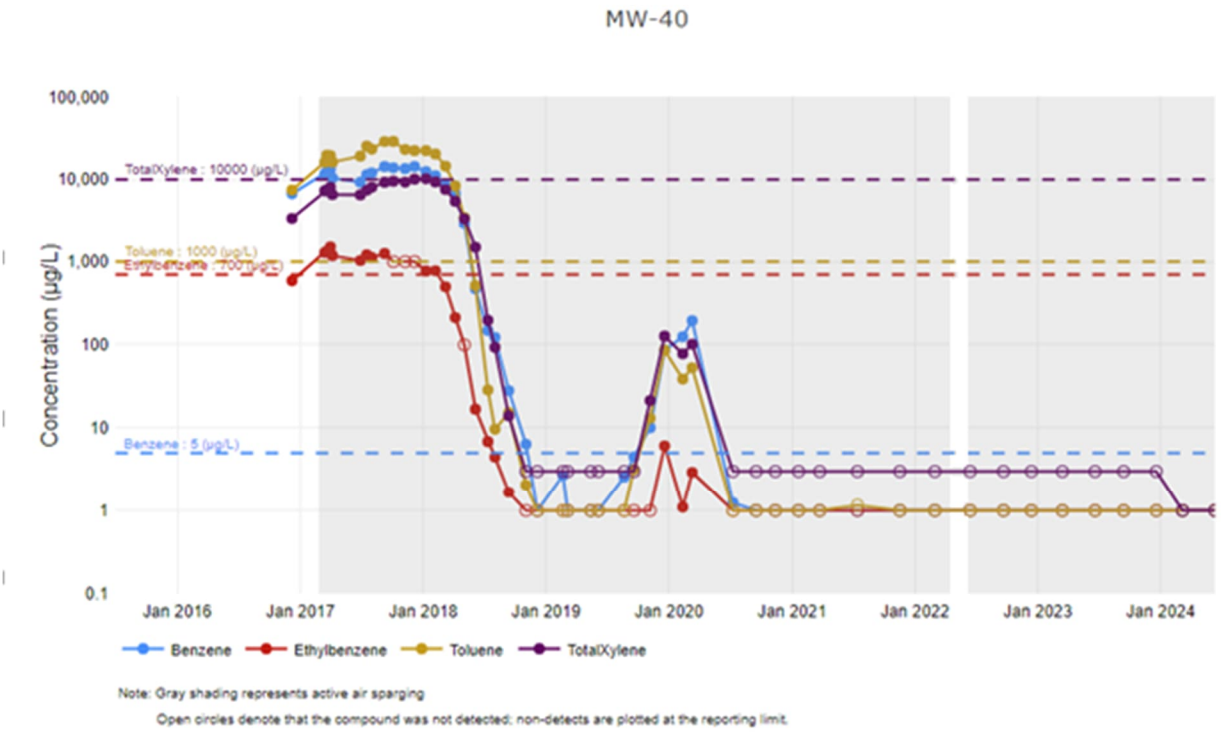
MW-40
100,000
10,000
1,000
100
10
1
0.1
Concentration (µg/L)
TotalXylene : 10000 (µg/L)
Toluene : 1000 (µg/L)
Ethylbenzene : 700 (µg/L)
Benzene : 5 (µg/L)
Jan 2016
Jan 2017
Jan 2018
Jan 2019
Jan 2020
Jan 2021
Jan 2022
Jan 2023
Jan 2024
Benzene
Ethylbenzene
Toluene
TotalXylene
Note: Gray shading represents active air sparging
Open circles denote that the compound was not detected; non-detects are plotted at the reporting limit.

Cupboard Creek Monitoring Well Trends

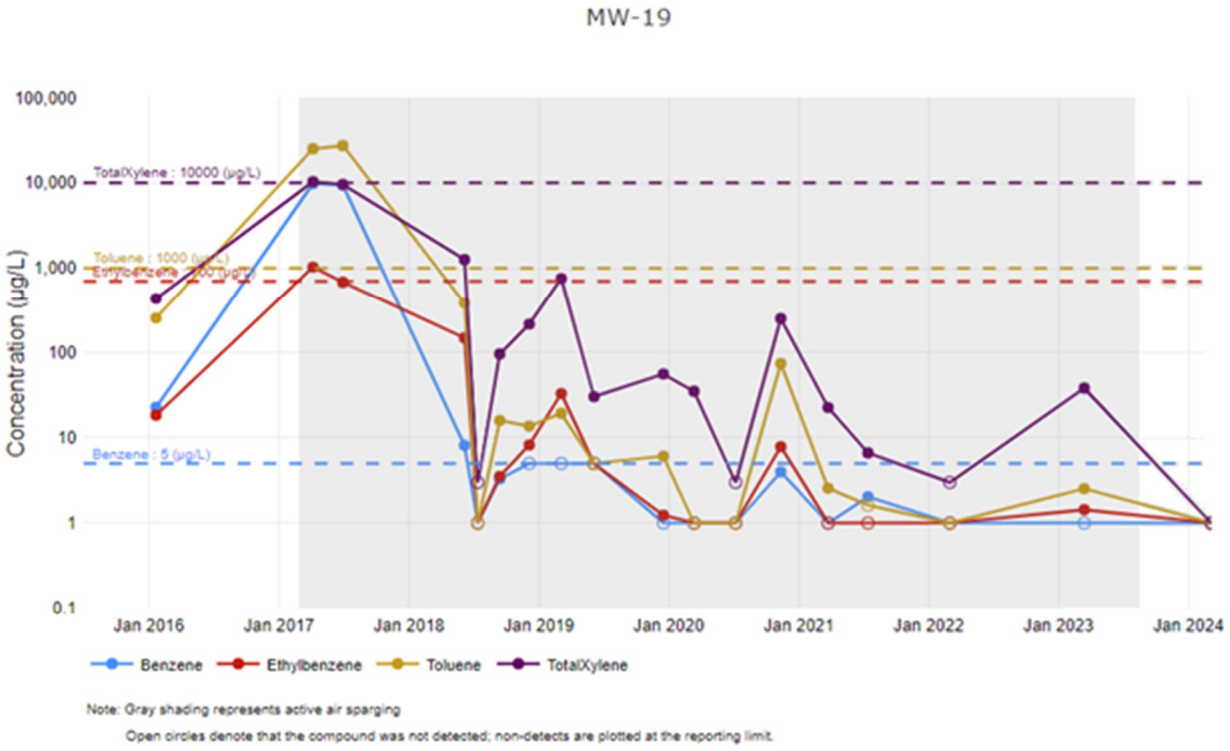

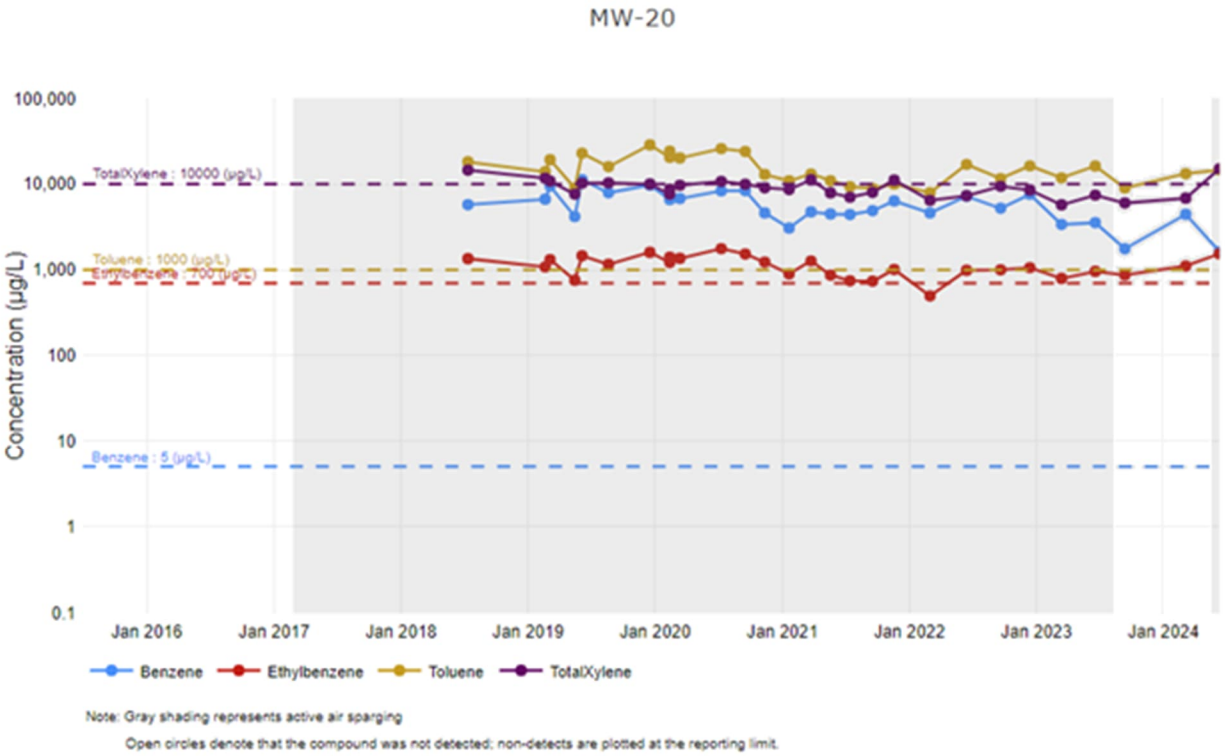

MW-23

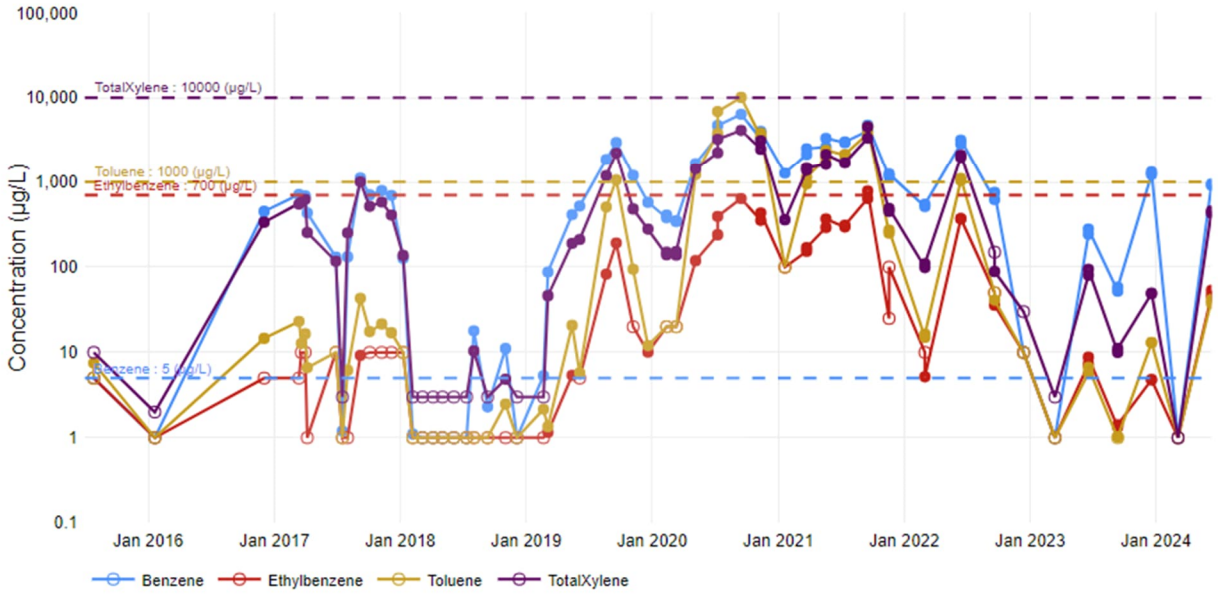

Note: Gray shading represents active air sparging

Open circles denote that the compound was not detected; non-detects are plotted at the reporting limit.

MW-46

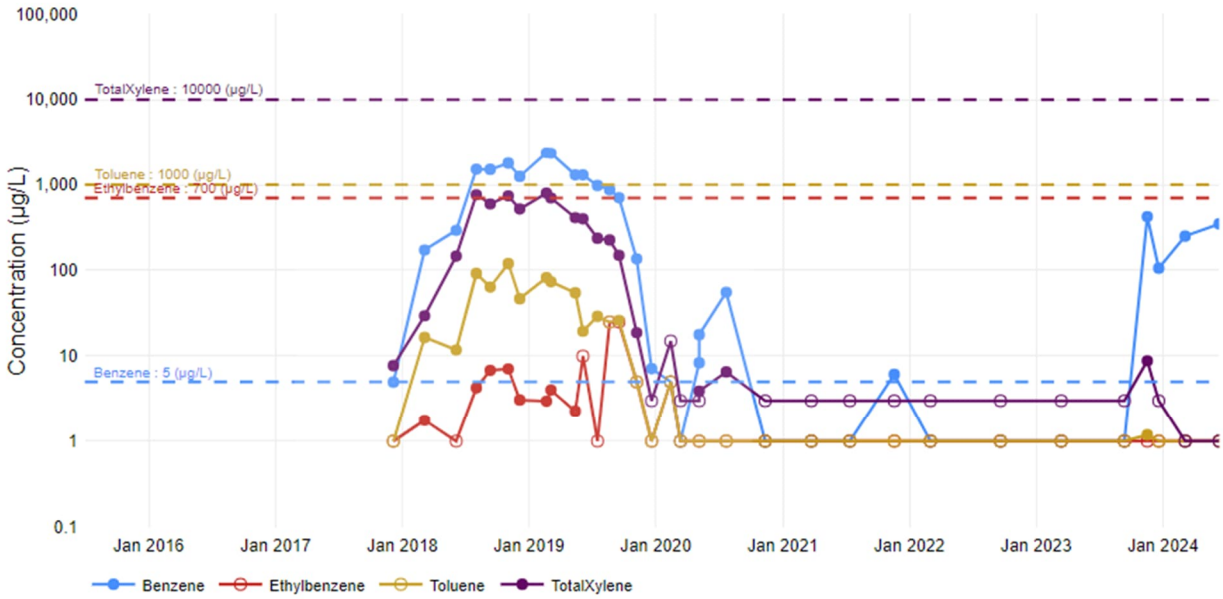

Note: Gray shading represents active air sparging

Open circles denote that the compound was not detected; non-detects are plotted at the reporting limit.

MW-56

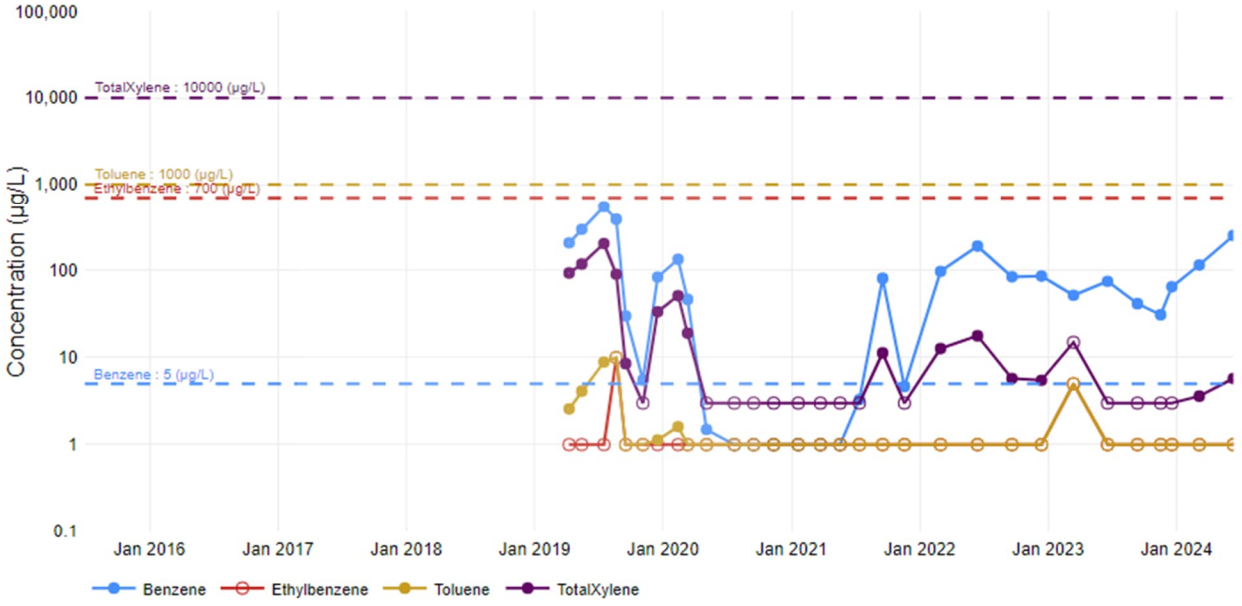

Note: Gray shading represents active air sparging

Open circles denote that the compound was not detected; non-detects are plotted at the reporting limit.

MW-57

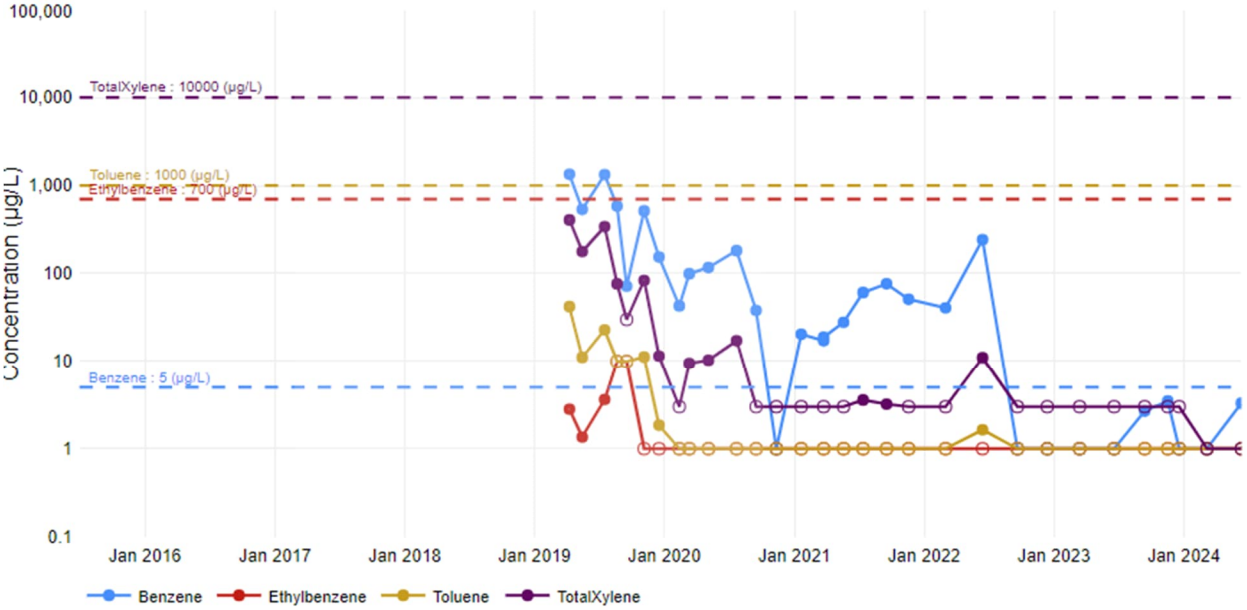

Note: Gray shading represents active air sparging

Open circles denote that the compound was not detected; non-detects are plotted at the reporting limit.

MW-58

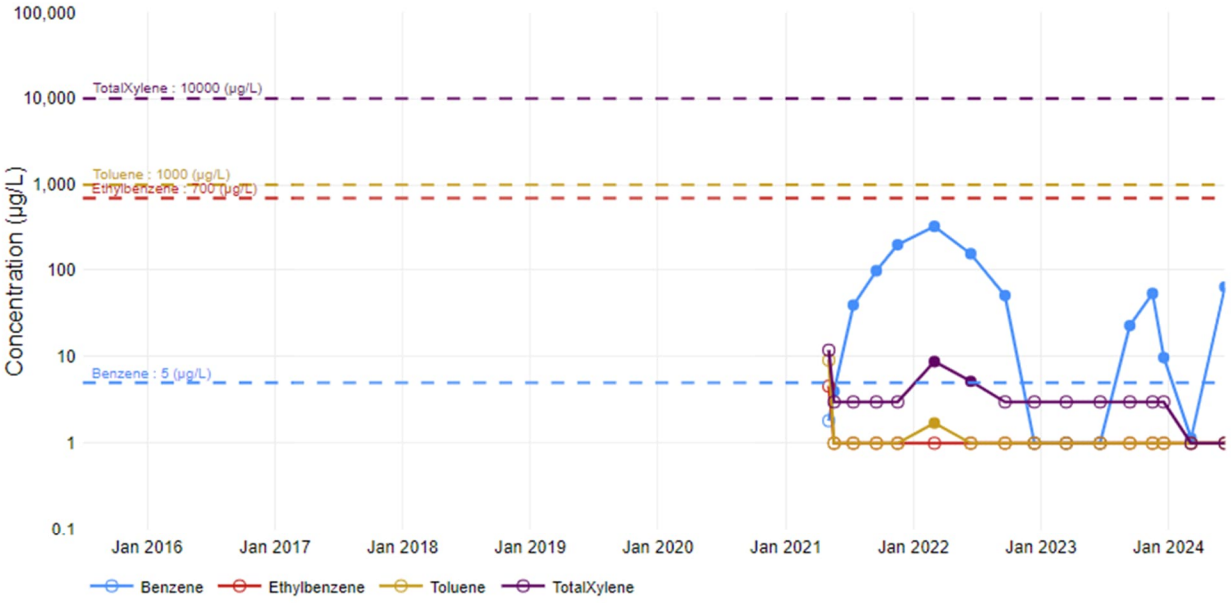

Note: Gray shading represents active air sparging

Open circles denote that the compound was not detected; non-detects are plotted at the reporting limit.

MW-59

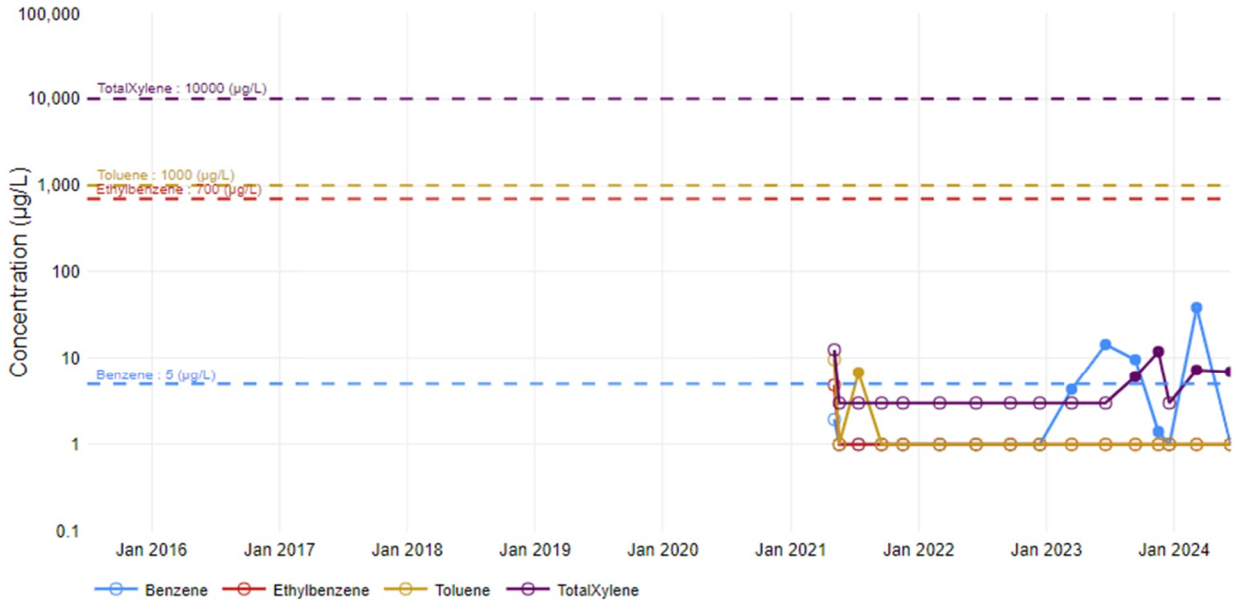

Note: Gray shading represents active air sparging

Open circles denote that the compound was not detected; non-detects are plotted at the reporting limit.

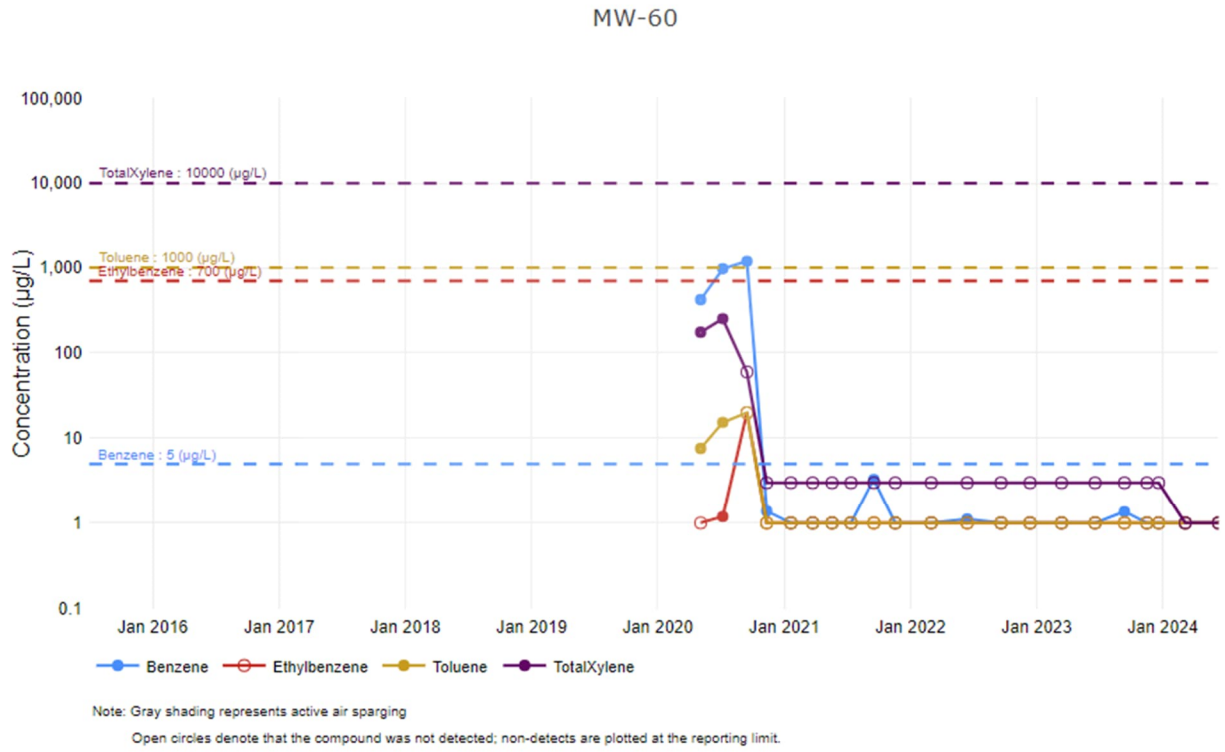

Note: Gray shading represents active air sparging

Open circles denote that the compound was not detected; non-detects are plotted at the reporting limit.

Hayfield Monitoring Well Trends

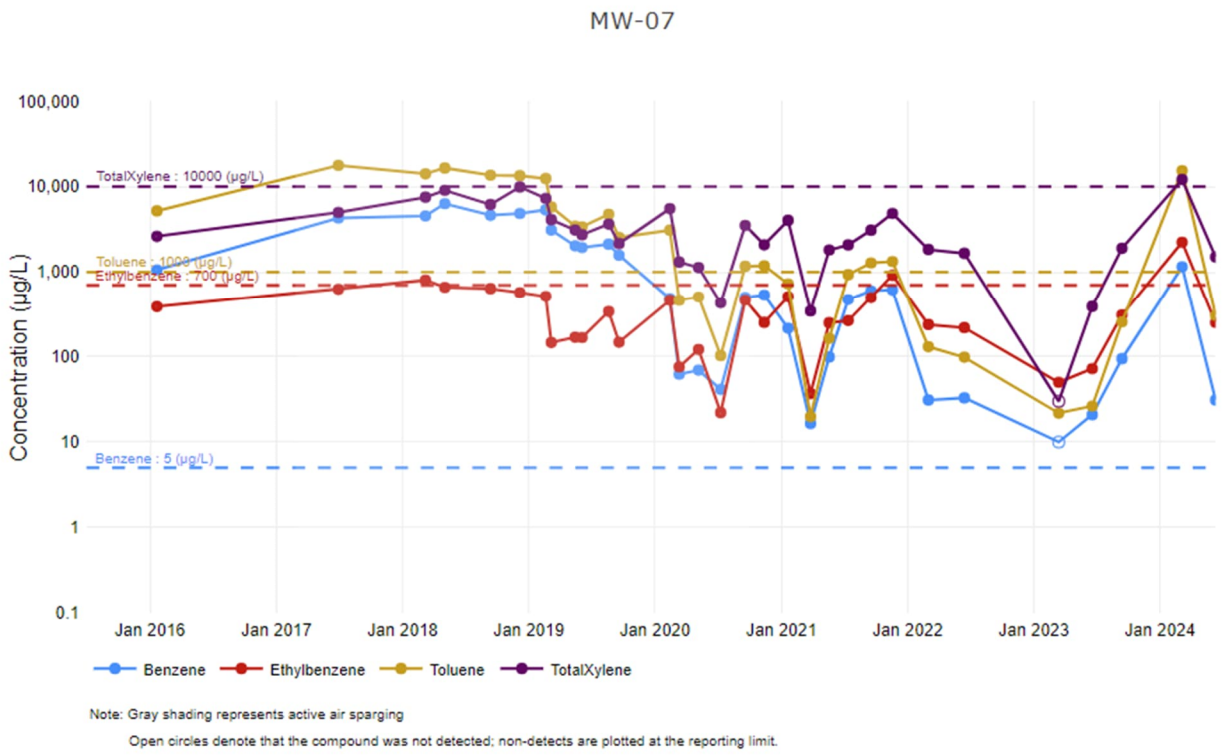

Note: Gray shading represents active air sparging

Open circles denote that the compound was not detected; non-detects are plotted at the reporting limit.

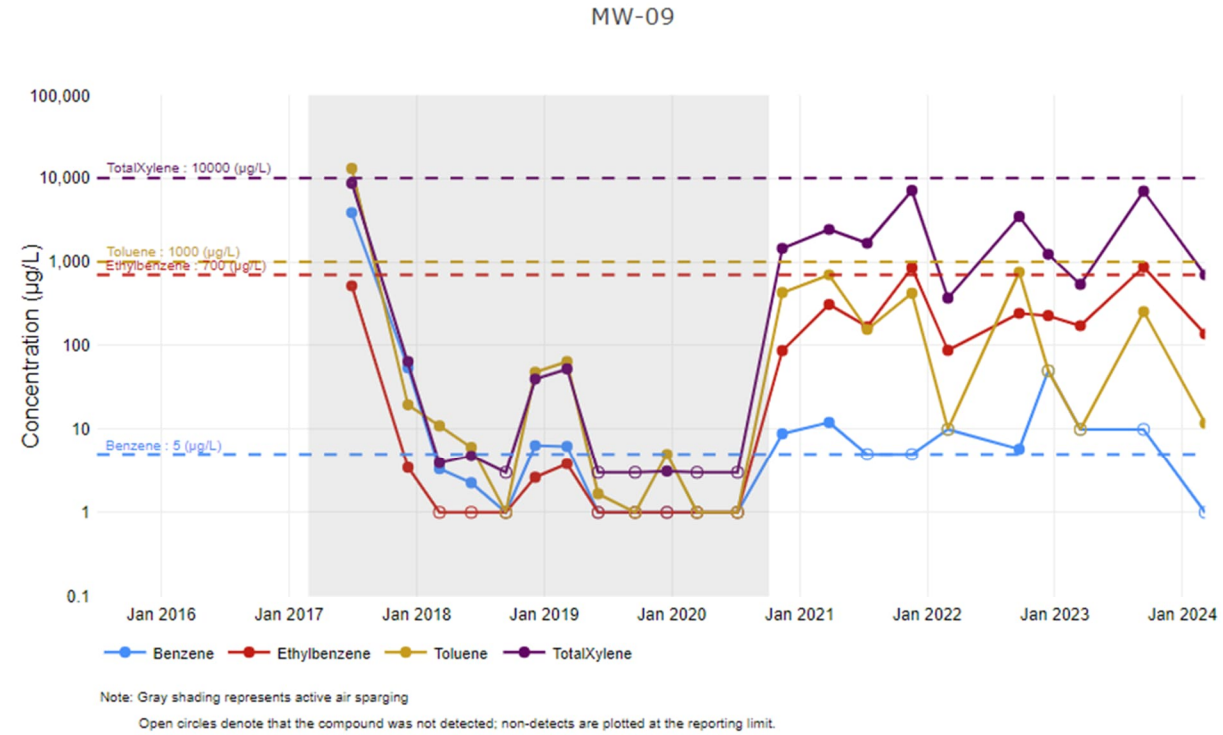

Note: Gray shading represents active air sparging

Open circles denote that the compound was not detected; non-detects are plotted at the reporting limit.

MW-09B

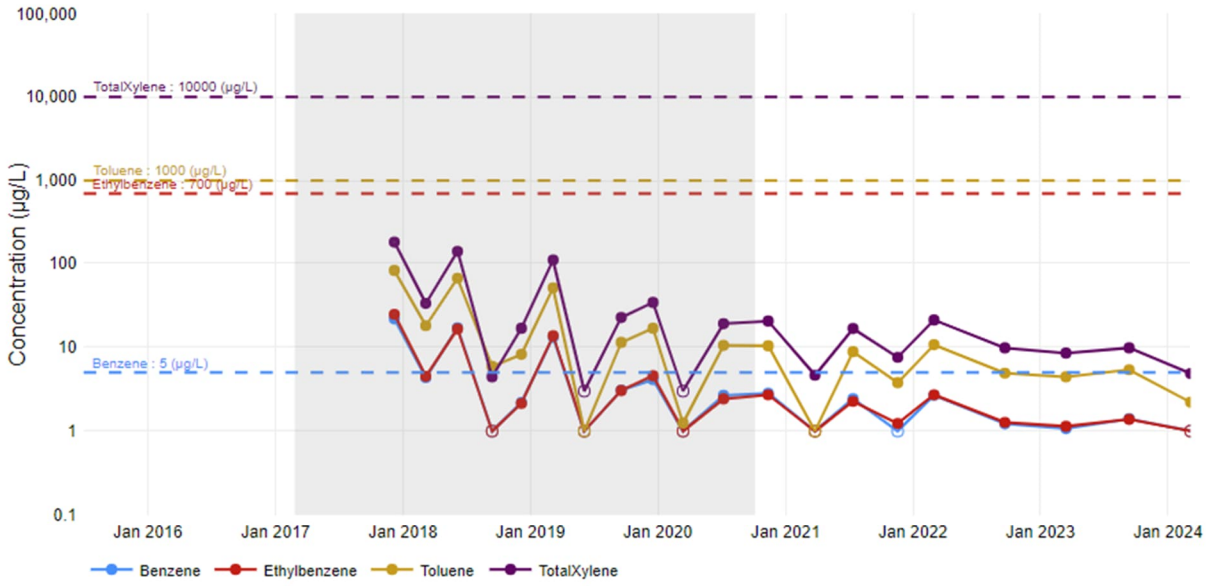

Note: Gray shading represents active air sparging

Open circles denote that the compound was not detected; non-detects are plotted at the reporting limit.

MW-13

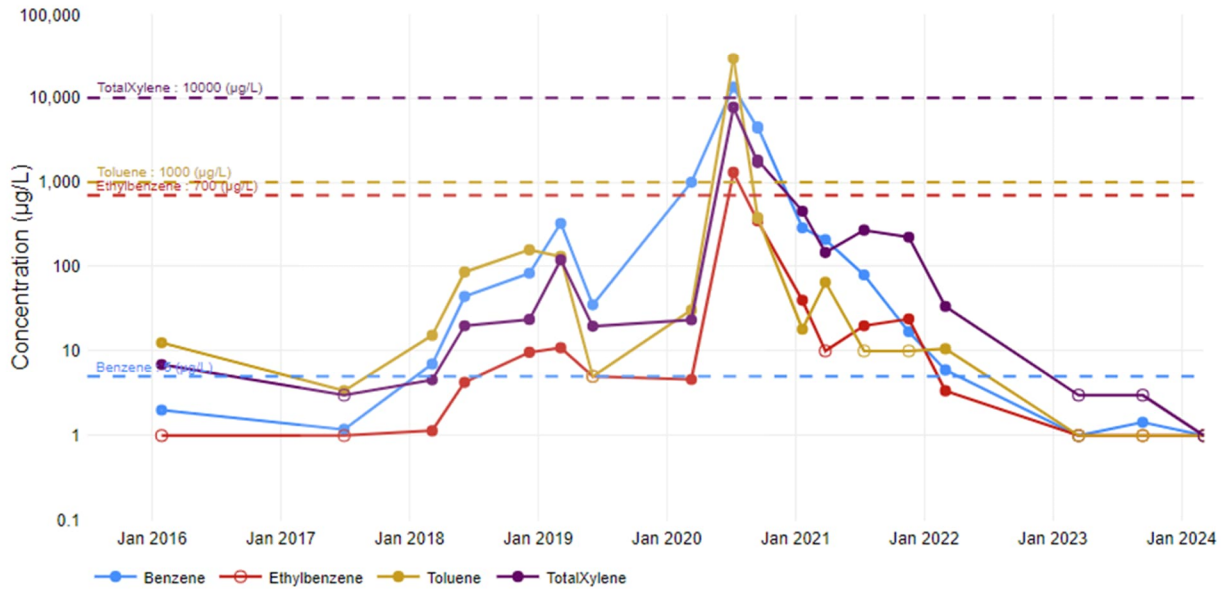

Note: Gray shading represents active air sparging

Open circles denote that the compound was not detected; non-detects are plotted at the reporting limit.

MW-13B

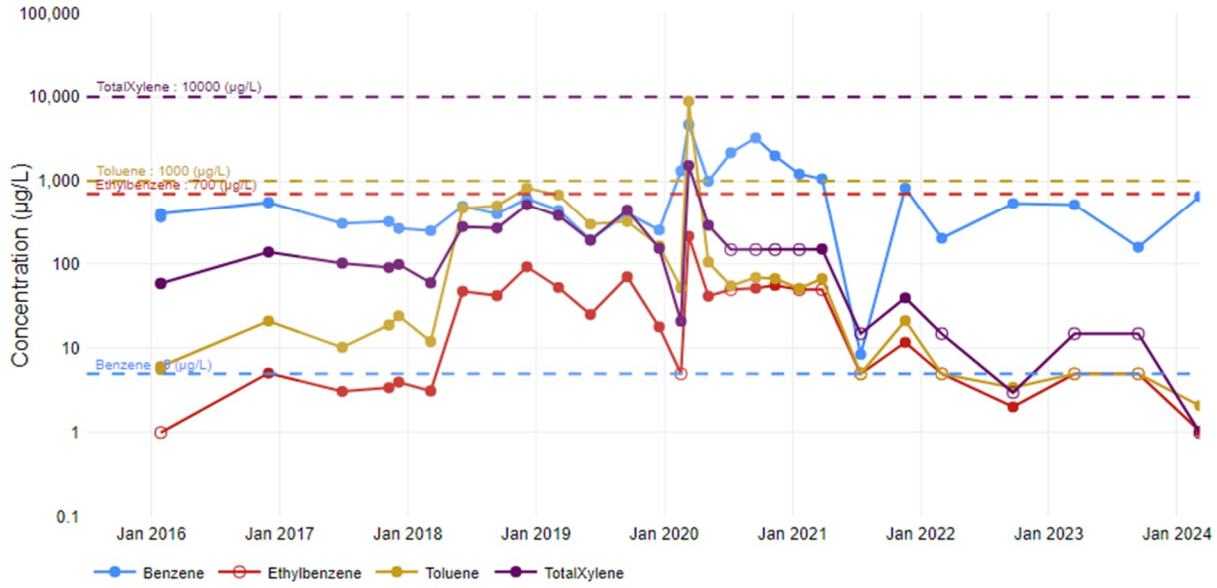

Note: Gray shading represents active air sparging

Open circles denote that the compound was not detected; non-detects are plotted at the reporting limit.

MW-14B

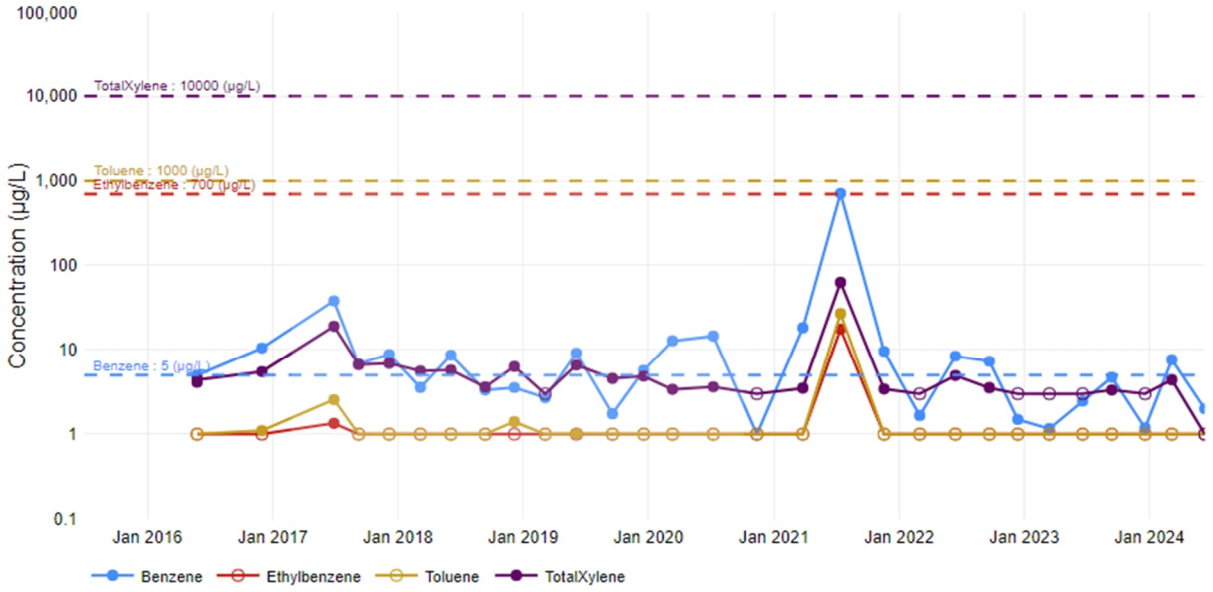

Note: Gray shading represents active air sparging

Open circles denote that the compound was not detected; non-detects are plotted at the reporting limit.

MW-16

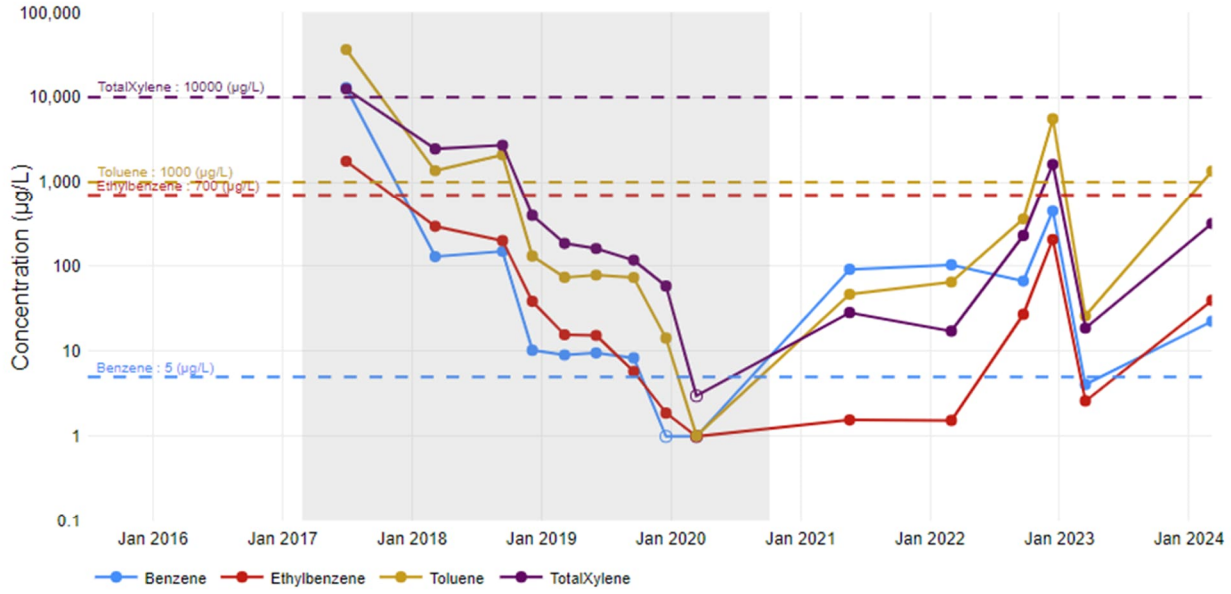

Note: Gray shading represents active air sparging

Open circles denote that the compound was not detected; non-detects are plotted at the reporting limit.

MW-17

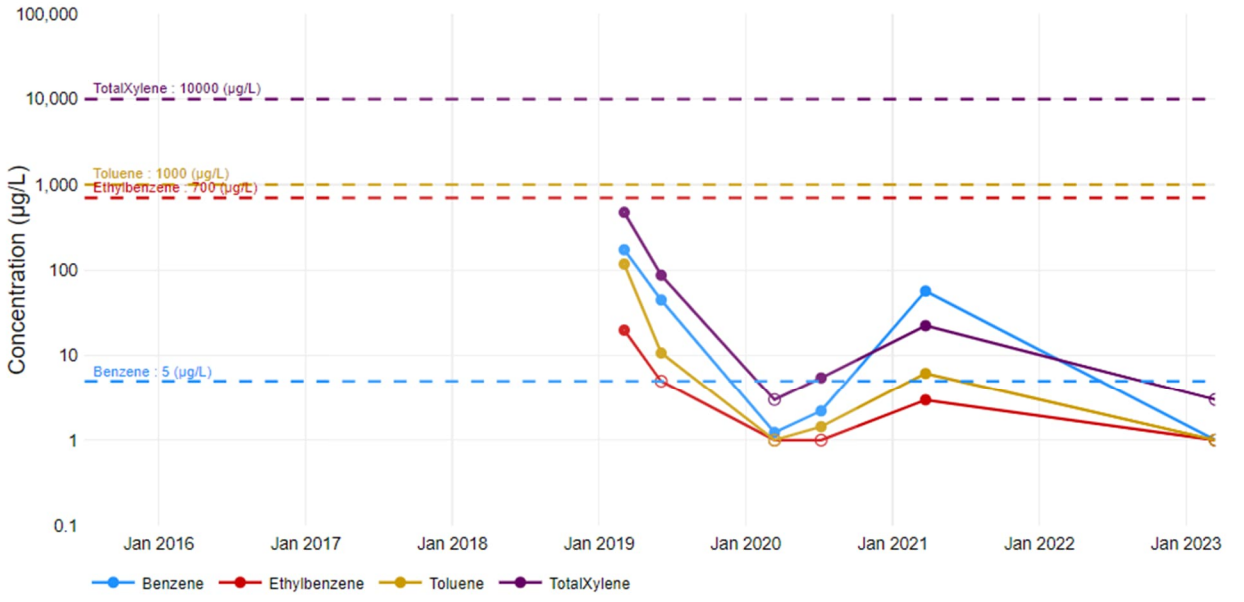

Note: Gray shading represents active air sparging

Open circles denote that the compound was not detected; non-detects are plotted at the reporting limit.

MW-17B

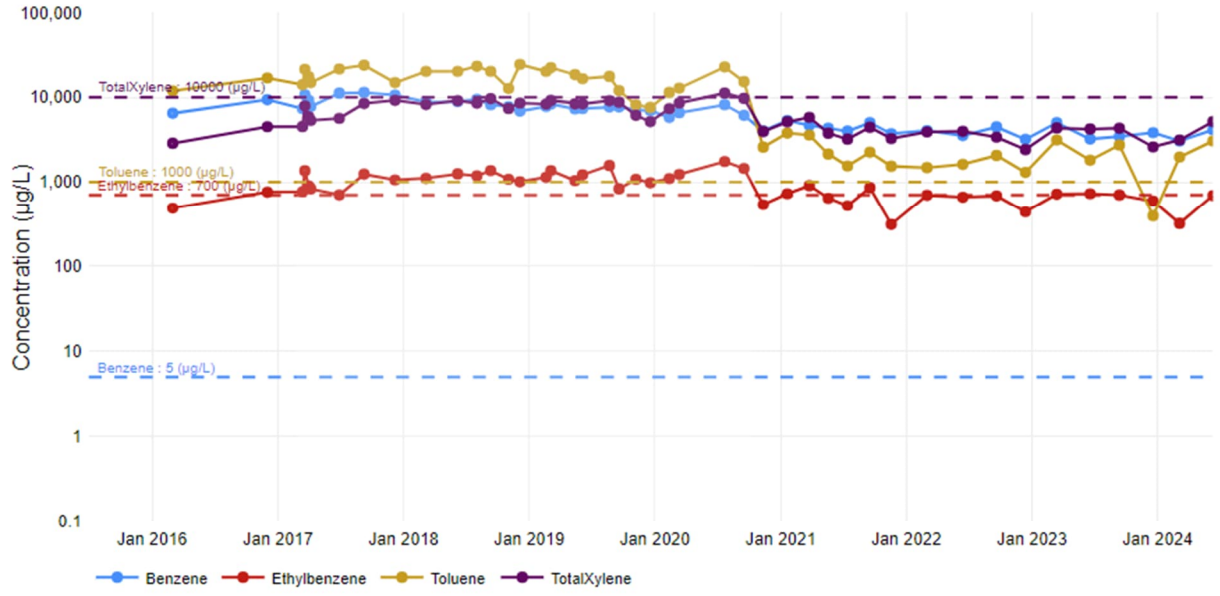

Note: Gray shading represents active air sparging

Open circles denote that the compound was not detected; non-detects are plotted at the reporting limit.

MW-18

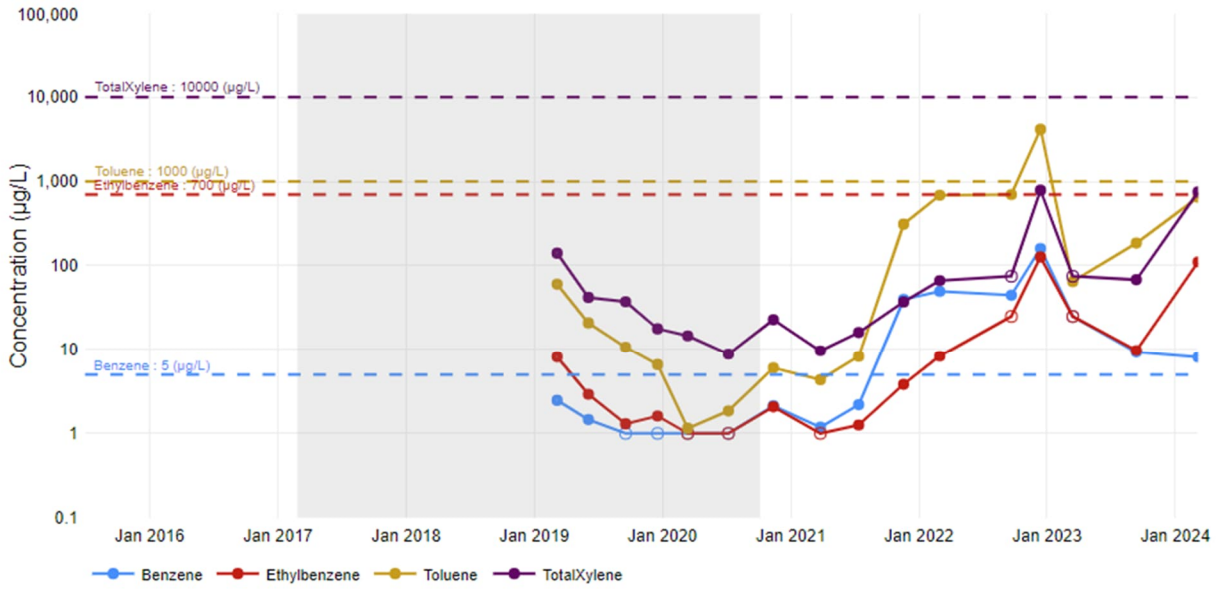

Note: Gray shading represents active air sparging

Open circles denote that the compound was not detected; non-detects are plotted at the reporting limit.

MW-30

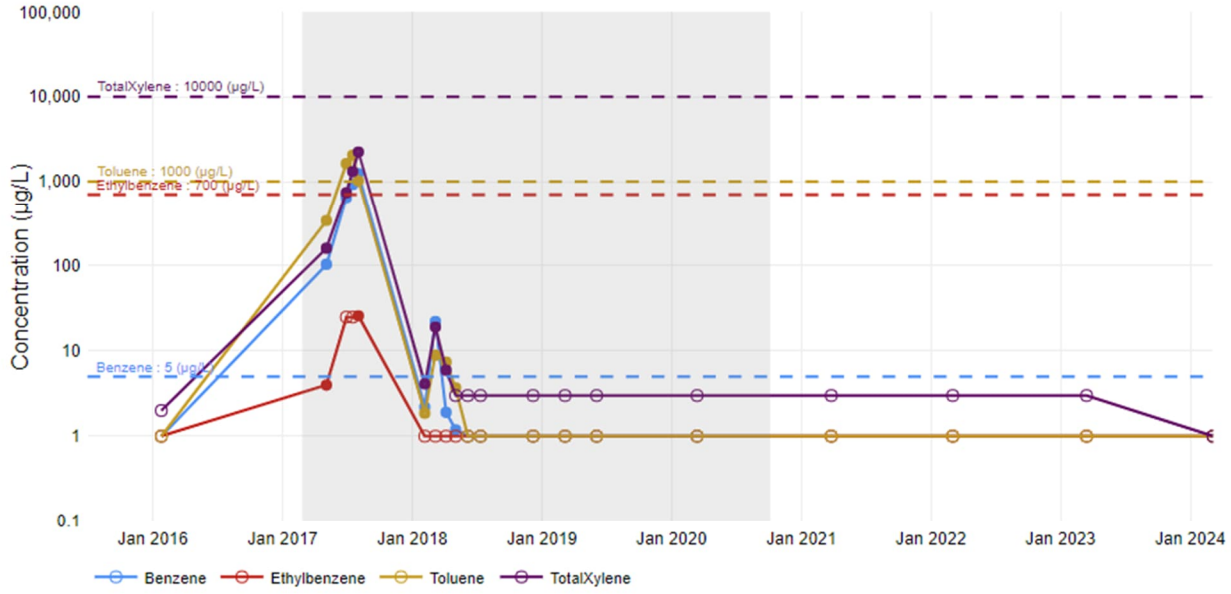

Note: Gray shading represents active air sparging

Open circles denote that the compound was not detected; non-detects are plotted at the reporting limit.

MW-36

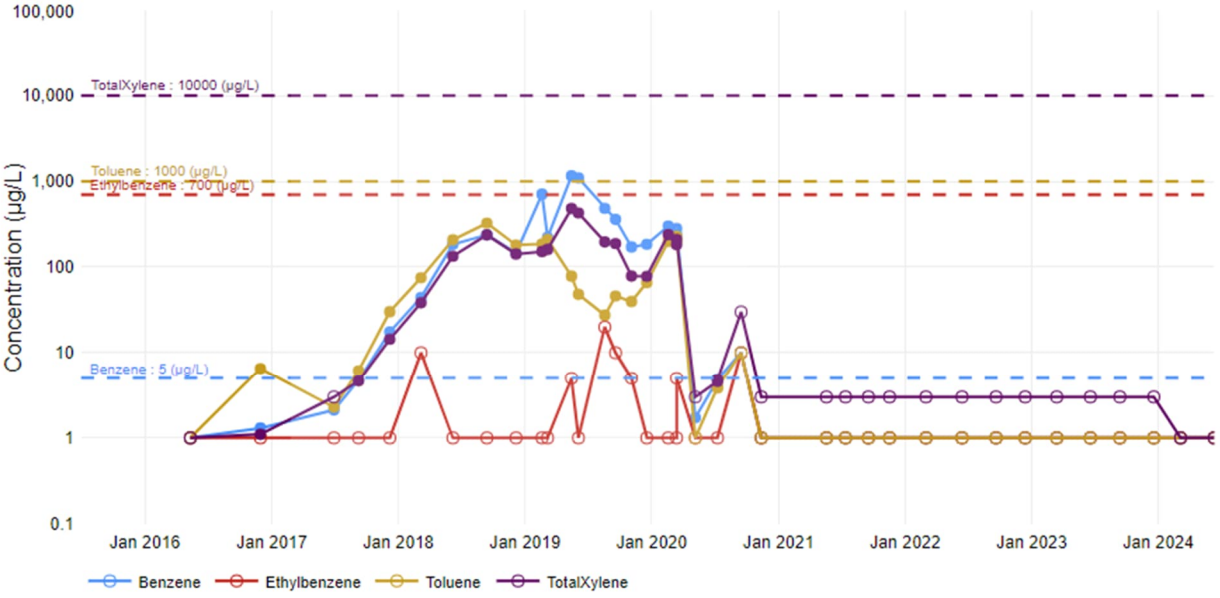

Note: Gray shading represents active air sparging

Open circles denote that the compound was not detected; non-detects are plotted at the reporting limit.

MW-45

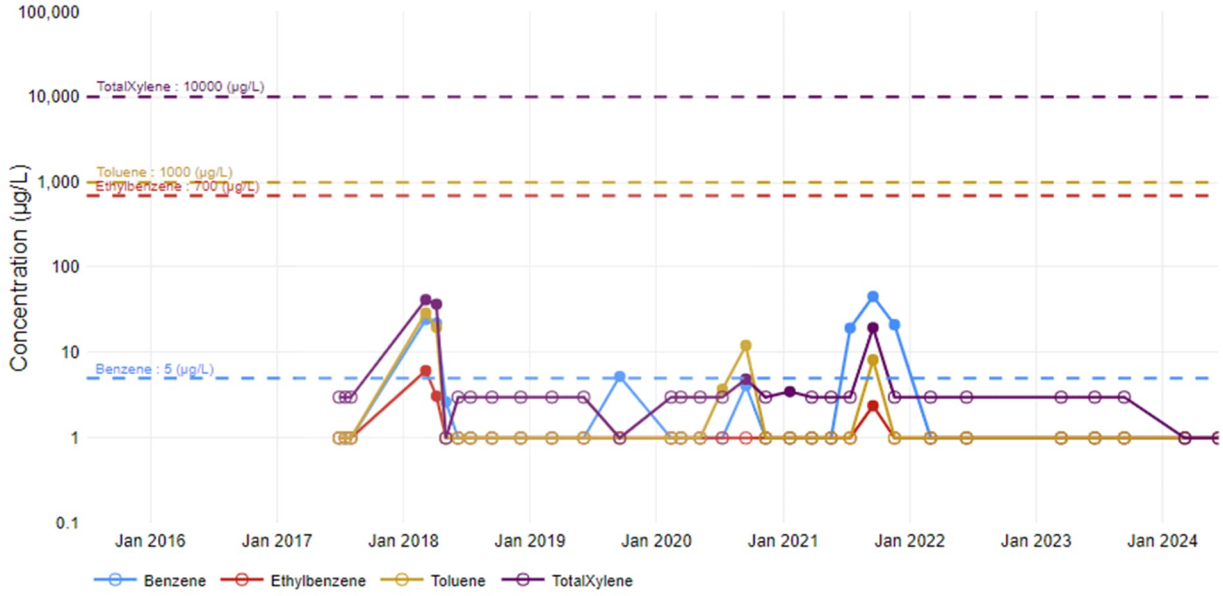

Note: Gray shading represents active air sparging

Open circles denote that the compound was not detected; non-detects are plotted at the reporting limit.

MW-50B

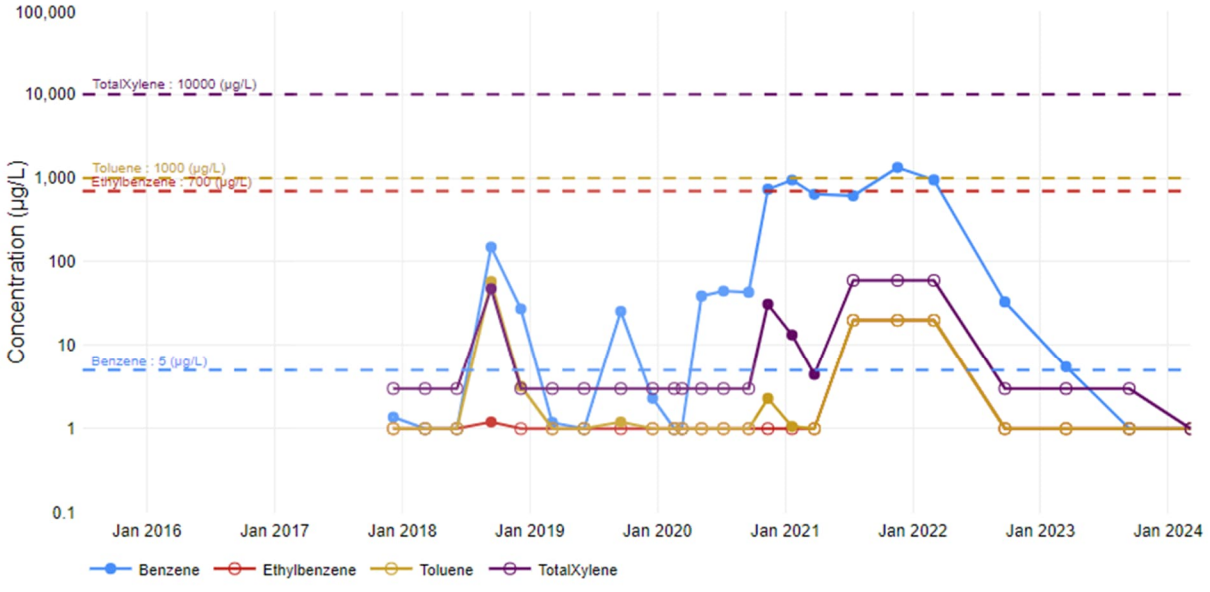

Note: Gray shading represents active air sparging

Open circles denote that the compound was not detected; non-detects are plotted at the reporting limit.

Shallow Bedrock Monitoring Well Trends

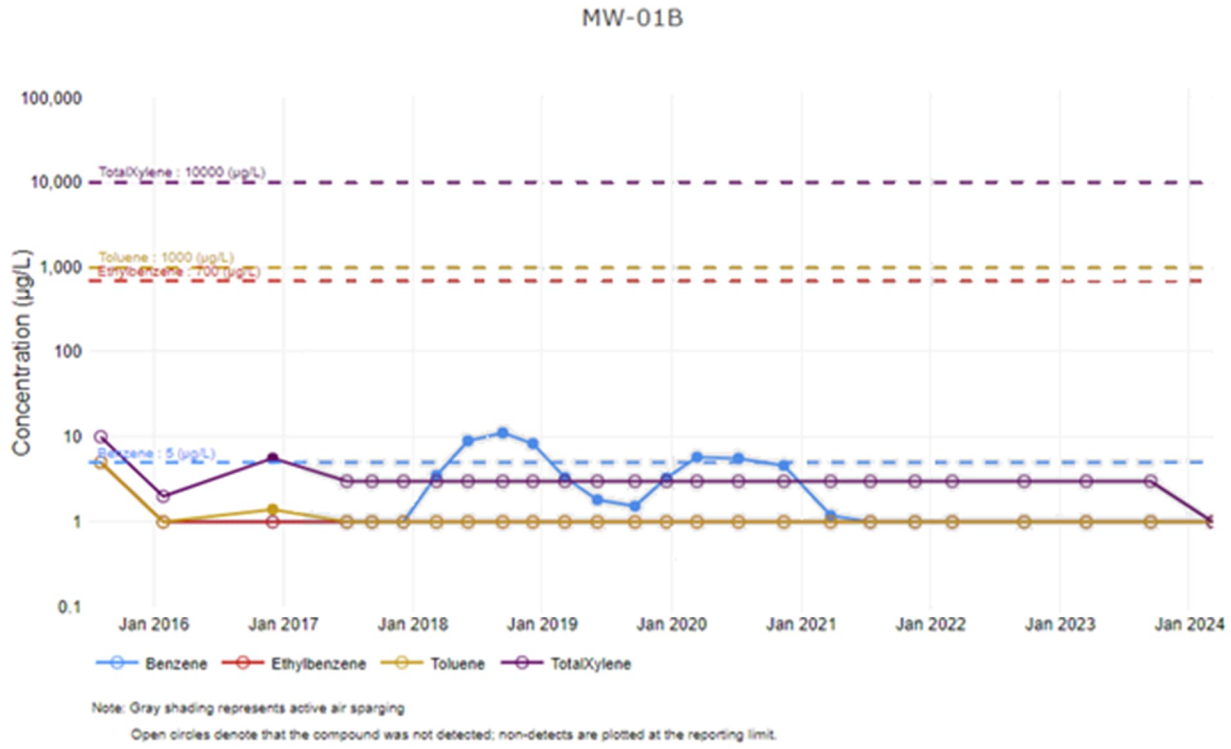

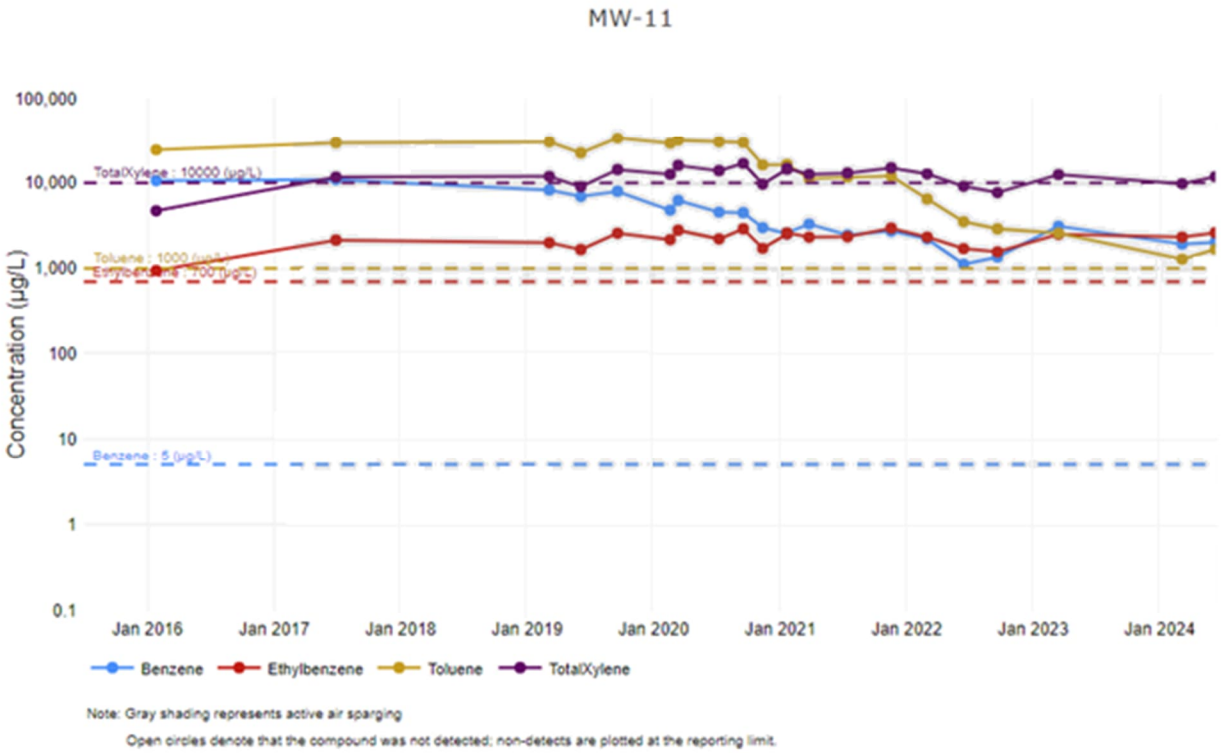

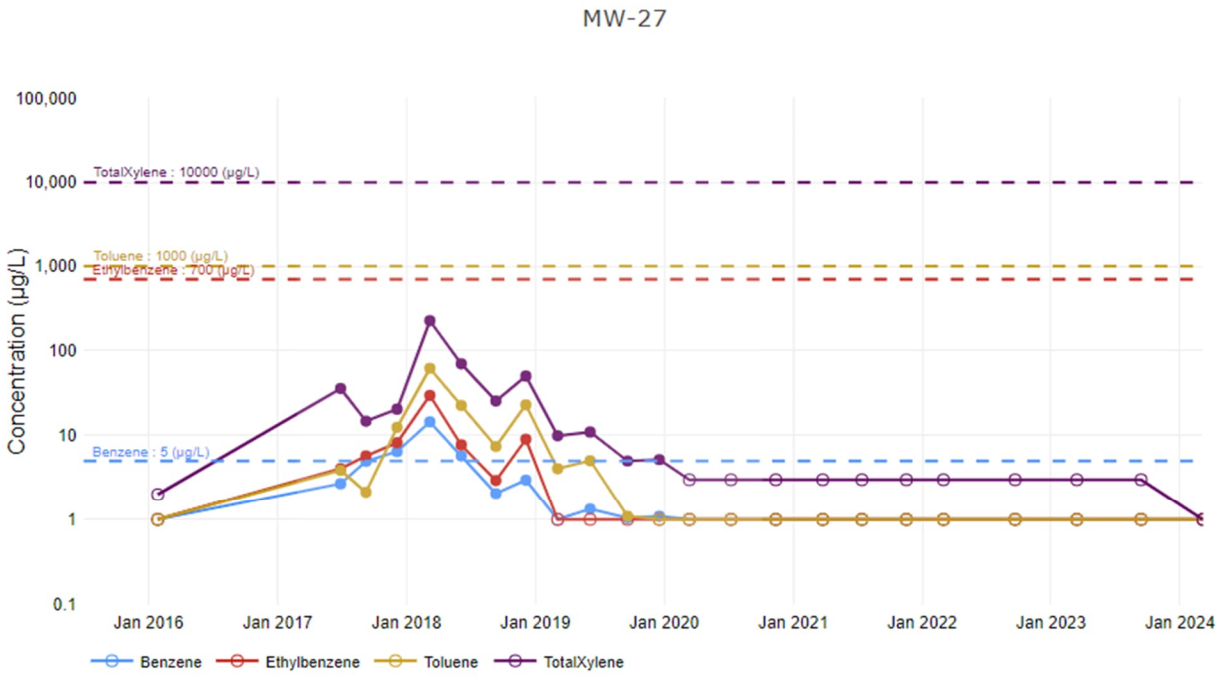

Note: Gray shading represents active air sparging

Open circles denote that the compound was not detected; non-detects are plotted at the reporting limit.

Attachment D
Laboratory Analytical Reports

ANALYTICAL REPORT

March 14, 2024

Kinder Morgan- Atlanta, GA

Sample Delivery Group:	L1712231
Samples Received:	03/06/2024
Project Number:	KMLRMR24
Description:	Lewis Drive Groundwater
Site:	KM_LEWISDR
Report To:	Bethany Garvey Ten 10th Street NW Suite 1400 Atlanta, GA 30309

Entire Report Reviewed By:

Mark W. Beasley
Project Manager

Results relate only to the items tested or calibrated and are reported as rounded values. This test report shall not be reproduced, except in full, without written approval of the laboratory. Where applicable, sampling conducted by Pace Analytical National is performed per guidance provided in laboratory standard operating procedures ENV-SOP-MTJL-0067 and ENV-SOP-MTJL-0068. Where sampling conducted by the customer, results relate to the accuracy of the information provided, and as the samples are received.

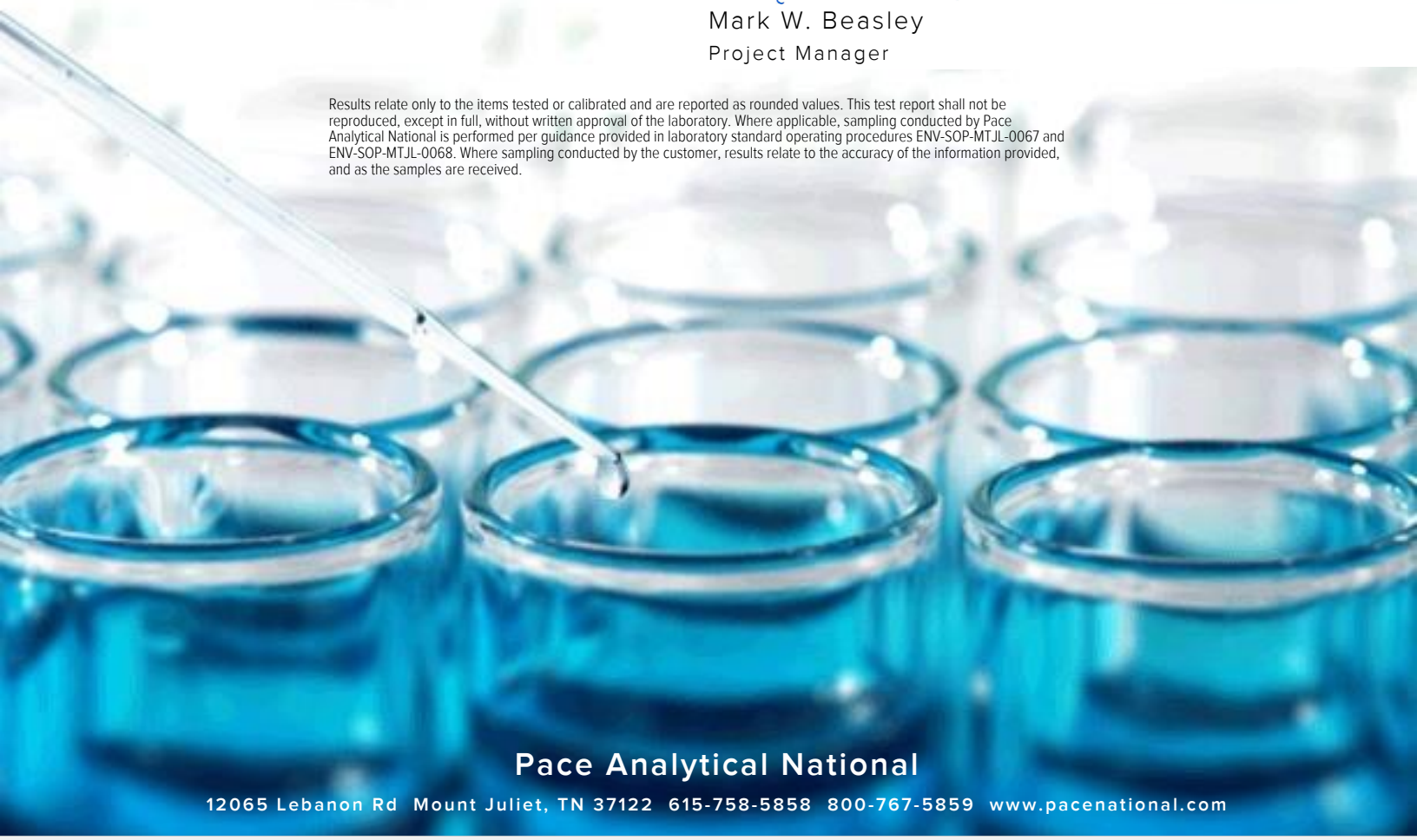

TABLE OF CONTENTS

Cp: Cover Page 1

Tc: Table of Contents 2

Ss: Sample Summary 4

Cn: Case Narrative 9

Sr: Sample Results 10

MW-29-030524 L1712231-01 10

MW-19-030524 L1712231-02 11

MW-23-030524 L1712231-03 12

MW-23-D-030524 L1712231-04 13

MW-23B-030524 L1712231-05 14

MW-63-030524 L1712231-06 15

MW-45-030524 L1712231-07 16

MW-45B-030524 L1712231-08 17

MW-20-030524 L1712231-09 18

MW-17B-030524 L1712231-10 19

MW-13-030524 L1712231-11 20

MW-58-030524 L1712231-12 21

MW-61B-030524 L1712231-13 22

MW-55-030524 L1712231-14 23

MW-36-030524 L1712231-15 24

MW-36-D-030524 L1712231-16 25

MW-37-030524 L1712231-17 26

MW-37-D-030524 L1712231-18 27

MW-36B-030524 L1712231-19 28

MW-59-030524 L1712231-20 29

MW-07-030524 L1712231-21 30

MW-06-030524 L1712231-22 31

MW-06B-030524 L1712231-23 32

MW-05-030524 L1712231-24 33

MW-04-030524 L1712231-25 34

MW-54-030524 L1712231-26 35

MW-53-030524 L1712231-27 36

MW-46-030524 L1712231-28 37

MW-03-030524 L1712231-29 38

MW-62-030524 L1712231-30 39

MW-30-030524 L1712231-31 40

FB01-030524 L1712231-32 41

TB01-030524 L1712231-33 42

MW-38-030524 L1712231-34 43

Qc: Quality Control Summary 44

Wet Chemistry by Method 2320 B-2011/4500CO2 D-2011 44
Wet Chemistry by Method 9056A 47
Volatile Organic Compounds (GC) by Method RSK175 49
Volatile Organic Compounds (GC/MS) by Method 8260D 50
Gl: Glossary of Terms 55
Al: Accreditations & Locations 56
Sc: Sample Chain of Custody 57

MW-29-030524 L1712231-01 GW

Collected by: TH/AF/DG/AW/MR | Collected date/time: 03/05/24 09:10 | Received date/time: 03/06/24 09:00

Method	Batch	Dilution	Preparation date/time	Analysis date/time	Analyst	Location
Volatile Organic Compounds (GC/MS) by Method 8260D	WG2241293	1	03/06/24 22:37	03/06/24 22:37	DYW	Mt. Juliet, TN

MW-19-030524 L1712231-02 GW

Collected by: TH/AF/DG/AW/MR | Collected date/time: 03/05/24 09:25 | Received date/time: 03/06/24 09:00

Method	Batch	Dilution	Preparation date/time	Analysis date/time	Analyst	Location
Wet Chemistry by Method 2320 B-2011	WG2245223	1	03/13/24 09:50	03/13/24 09:50	BJM	Mt. Juliet, TN
Wet Chemistry by Method 4500CO2 D-2011	WG2245223	1	03/13/24 09:50	03/13/24 09:50	BJM	Mt. Juliet, TN
Wet Chemistry by Method 9056A	WG2241098	1	03/06/24 23:32	03/06/24 23:32	ASM	Mt. Juliet, TN
Volatile Organic Compounds (GC) by Method RSK175	WG2241504	1	03/09/24 10:04	03/09/24 10:04	OK	Mt. Juliet, TN
Volatile Organic Compounds (GC/MS) by Method 8260D	WG2241293	1	03/06/24 22:58	03/06/24 22:58	DYW	Mt. Juliet, TN

MW-23-030524 L1712231-03 GW

Collected by: TH/AF/DG/AW/MR | Collected date/time: 03/05/24 09:50 | Received date/time: 03/06/24 09:00

Method	Batch	Dilution	Preparation date/time	Analysis date/time	Analyst	Location
Volatile Organic Compounds (GC/MS) by Method 8260D	WG2241828	1	03/07/24 19:32	03/07/24 19:32	DWR	Mt. Juliet, TN
Volatile Organic Compounds (GC/MS) by Method 8260D	WG2242593	1	03/08/24 11:28	03/08/24 11:28	TJJ	Mt. Juliet, TN

MW-23-D-030524 L1712231-04 GW

Collected by: TH/AF/DG/AW/MR | Collected date/time: 03/05/24 09:55 | Received date/time: 03/06/24 09:00

Method	Batch	Dilution	Preparation date/time	Analysis date/time	Analyst	Location
Volatile Organic Compounds (GC/MS) by Method 8260D	WG2241828	1	03/07/24 19:54	03/07/24 19:54	DWR	Mt. Juliet, TN

MW-23B-030524 L1712231-05 GW

Collected by: TH/AF/DG/AW/MR | Collected date/time: 03/05/24 10:10 | Received date/time: 03/06/24 09:00

Method	Batch	Dilution	Preparation date/time	Analysis date/time	Analyst	Location
Volatile Organic Compounds (GC/MS) by Method 8260D	WG2241293	1	03/06/24 23:20	03/06/24 23:20	DYW	Mt. Juliet, TN

MW-63-030524 L1712231-06 GW

Collected by: TH/AF/DG/AW/MR | Collected date/time: 03/05/24 10:20 | Received date/time: 03/06/24 09:00

Method	Batch	Dilution	Preparation date/time	Analysis date/time	Analyst	Location
Volatile Organic Compounds (GC/MS) by Method 8260D	WG2241293	1	03/06/24 23:41	03/06/24 23:41	DYW	Mt. Juliet, TN

MW-45-030524 L1712231-07 GW

Collected by: TH/AF/DG/AW/MR | Collected date/time: 03/05/24 10:30 | Received date/time: 03/06/24 09:00

Method	Batch	Dilution	Preparation date/time	Analysis date/time	Analyst	Location
Volatile Organic Compounds (GC/MS) by Method 8260D	WG2241293	1	03/07/24 00:03	03/07/24 00:03	DYW	Mt. Juliet, TN

MW-45B-030524 L1712231-08 GW

Collected by: TH/AF/DG/AW/MR | Collected date/time: 03/05/24 10:45 | Received date/time: 03/06/24 09:00

Method	Batch	Dilution	Preparation date/time	Analysis date/time	Analyst	Location
Volatile Organic Compounds (GC/MS) by Method 8260D	WG2241293	1	03/07/24 00:25	03/07/24 00:25	DYW	Mt. Juliet, TN

MW-20-030524 L1712231-09 GW

Collected by: TH/AF/DG/AW/MR | Collected date/time: 03/05/24 11:00 | Received date/time: 03/06/24 09:00

Method	Batch	Dilution	Preparation date/time	Analysis date/time	Analyst	Location
Wet Chemistry by Method 2320 B-2011	WG2245223	1	03/13/24 09:56	03/13/24 09:56	BJM	Mt. Juliet, TN
Wet Chemistry by Method 4500CO2 D-2011	WG2245223	1	03/13/24 09:56	03/13/24 09:56	BJM	Mt. Juliet, TN
Wet Chemistry by Method 9056A	WG2241098	1	03/06/24 23:46	03/06/24 23:46	ASM	Mt. Juliet, TN
Volatile Organic Compounds (GC) by Method RSK175	WG2241504	1	03/09/24 10:14	03/09/24 10:14	OK	Mt. Juliet, TN
Volatile Organic Compounds (GC/MS) by Method 8260D	WG2241293	100	03/07/24 05:05	03/07/24 05:05	DYW	Mt. Juliet, TN

MW-17B-030524 L1712231-10 GW

Collected by: TH/AF/DG/AW/MR | Collected date/time: 03/05/24 11:35 | Received date/time: 03/06/24 09:00

Method	Batch	Dilution	Preparation date/time	Analysis date/time	Analyst	Location
Volatile Organic Compounds (GC/MS) by Method 8260D	WG2241293	100	03/07/24 05:27	03/07/24 05:27	DYW	Mt. Juliet, TN

MW-13-030524 L1712231-11 GW

Collected by: TH/AF/DG/AW/MR | Collected date/time: 03/05/24 11:00 | Received date/time: 03/06/24 09:00

Method	Batch	Dilution	Preparation date/time	Analysis date/time	Analyst	Location
Volatile Organic Compounds (GC/MS) by Method 8260D	WG2241293	1	03/07/24 00:46	03/07/24 00:46	DYW	Mt. Juliet, TN

MW-58-030524 L1712231-12 GW

Collected by: TH/AF/DG/AW/MR | Collected date/time: 03/05/24 11:15 | Received date/time: 03/06/24 09:00

Method	Batch	Dilution	Preparation date/time	Analysis date/time	Analyst	Location
Volatile Organic Compounds (GC/MS) by Method 8260D	WG2241293	1	03/07/24 01:08	03/07/24 01:08	DYW	Mt. Juliet, TN

MW-61B-030524 L1712231-13 GW

Collected by: TH/AF/DG/AW/MR | Collected date/time: 03/05/24 14:10 | Received date/time: 03/06/24 09:00

Method	Batch	Dilution	Preparation date/time	Analysis date/time	Analyst	Location
Volatile Organic Compounds (GC/MS) by Method 8260D	WG2241293	1	03/07/24 01:29	03/07/24 01:29	DYW	Mt. Juliet, TN

MW-55-030524 L1712231-14 GW

Collected by: TH/AF/DG/AW/MR | Collected date/time: 03/05/24 14:25 | Received date/time: 03/06/24 09:00

Method	Batch	Dilution	Preparation date/time	Analysis date/time	Analyst	Location
Volatile Organic Compounds (GC/MS) by Method 8260D	WG2241293	1	03/07/24 01:51	03/07/24 01:51	DYW	Mt. Juliet, TN

MW-36-030524 L1712231-15 GW

Collected by: TH/AF/DG/AW/MR | Collected date/time: 03/05/24 14:35 | Received date/time: 03/06/24 09:00

Method	Batch	Dilution	Preparation date/time	Analysis date/time	Analyst	Location
Volatile Organic Compounds (GC/MS) by Method 8260D	WG2241293	1	03/07/24 02:13	03/07/24 02:13	DYW	Mt. Juliet, TN

MW-36-D-030524 L1712231-16 GW

Collected by: TH/AF/DG/AW/MR | Collected date/time: 03/05/24 14:40 | Received date/time: 03/06/24 09:00

Method	Batch	Dilution	Preparation date/time	Analysis date/time	Analyst	Location
Volatile Organic Compounds (GC/MS) by Method 8260D	WG2241293	1	03/07/24 02:34	03/07/24 02:34	DYW	Mt. Juliet, TN

MW-37-030524 L1712231-17 GW

Collected by: TH/AF/DG/AW/MR | Collected date/time: 03/05/24 14:45 | Received date/time: 03/06/24 09:00

Method	Batch	Dilution	Preparation date/time	Analysis date/time	Analyst	Location
Volatile Organic Compounds (GC/MS) by Method 8260D	WG2241293	1	03/07/24 02:56	03/07/24 02:56	DYW	Mt. Juliet, TN

MW-37-D-030524 L1712231-18 GW

Collected by: TH/AF/DG/AW/MR | Collected date/time: 03/05/24 14:50 | Received date/time: 03/06/24 09:00

Method	Batch	Dilution	Preparation date/time	Analysis date/time	Analyst	Location
Volatile Organic Compounds (GC/MS) by Method 8260D	WG2241293	1	03/07/24 03:17	03/07/24 03:17	DYW	Mt. Juliet, TN

MW-36B-030524 L1712231-19 GW

Collected by: TH/AF/DG/AW/MR | Collected date/time: 03/05/24 14:50 | Received date/time: 03/06/24 09:00

Method	Batch	Dilution	Preparation date/time	Analysis date/time	Analyst	Location
Volatile Organic Compounds (GC/MS) by Method 8260D	WG2241293	1	03/07/24 03:39	03/07/24 03:39	DYW	Mt. Juliet, TN

MW-59-030524 L1712231-20 GW

Collected by: TH/AF/DG/AW/MR | Collected date/time: 03/05/24 14:30 | Received date/time: 03/06/24 09:00

Method	Batch	Dilution	Preparation date/time	Analysis date/time	Analyst	Location
Volatile Organic Compounds (GC/MS) by Method 8260D	WG2241293	1	03/07/24 04:01	03/07/24 04:01	DYW	Mt. Juliet, TN

MW-07-030524 L1712231-21 GW

Collected by: TH/AF/DG/AW/MR | Collected date/time: 03/05/24 15:05 | Received date/time: 03/06/24 09:00

Method	Batch	Dilution	Preparation date/time	Analysis date/time	Analyst	Location
Volatile Organic Compounds (GC/MS) by Method 8260D	WG2242971	200	03/09/24 16:04	03/09/24 16:04	TJJ	Mt. Juliet, TN

MW-06-030524 L1712231-22 GW

Collected by: TH/AF/DG/AW/MR | Collected date/time: 03/05/24 15:15 | Received date/time: 03/06/24 09:00

Method	Batch	Dilution	Preparation date/time	Analysis date/time	Analyst	Location
Volatile Organic Compounds (GC/MS) by Method 8260D	WG2242318	1	03/08/24 01:25	03/08/24 01:25	JCP	Mt. Juliet, TN

MW-06B-030524 L1712231-23 GW

Collected by: TH/AF/DG/AW/MR | Collected date/time: 03/05/24 15:20 | Received date/time: 03/06/24 09:00

Method	Batch	Dilution	Preparation date/time	Analysis date/time	Analyst	Location
Volatile Organic Compounds (GC/MS) by Method 8260D	WG2242318	1	03/08/24 01:44	03/08/24 01:44	JCP	Mt. Juliet, TN

MW-05-030524 L1712231-24 GW

Collected by: TH/AF/DG/AW/MR | Collected date/time: 03/05/24 15:30 | Received date/time: 03/06/24 09:00

Method	Batch	Dilution	Preparation date/time	Analysis date/time	Analyst	Location
Volatile Organic Compounds (GC/MS) by Method 8260D	WG2242318	1	03/08/24 02:03	03/08/24 02:03	JCP	Mt. Juliet, TN

MW-04-030524 L1712231-25 GW

Collected by: TH/AF/DG/AW/MR | Collected date/time: 03/05/24 15:40 | Received date/time: 03/06/24 09:00

Method	Batch	Dilution	Preparation date/time	Analysis date/time	Analyst	Location
Wet Chemistry by Method 2320 B-2011	WG2245223	1	03/13/24 09:58	03/13/24 09:58	BJM	Mt. Juliet, TN
Wet Chemistry by Method 4500CO2 D-2011	WG2245223	1	03/13/24 09:58	03/13/24 09:58	BJM	Mt. Juliet, TN
Wet Chemistry by Method 9056A	WG2241098	1	03/07/24 00:14	03/07/24 00:14	ASM	Mt. Juliet, TN
Volatile Organic Compounds (GC) by Method RSK175	WG2241504	1	03/09/24 10:43	03/09/24 10:43	OK	Mt. Juliet, TN
Volatile Organic Compounds (GC/MS) by Method 8260D	WG2242318	1	03/08/24 02:22	03/08/24 02:22	JCP	Mt. Juliet, TN

MW-54-030524 L1712231-26 GW

Collected by: TH/AF/DG/AW/MR | Collected date/time: 03/05/24 15:55 | Received date/time: 03/06/24 09:00

Method	Batch	Dilution	Preparation date/time	Analysis date/time	Analyst	Location
Volatile Organic Compounds (GC/MS) by Method 8260D	WG2242318	1	03/08/24 02:41	03/08/24 02:41	JCP	Mt. Juliet, TN

MW-53-030524 L1712231-27 GW

Collected by: TH/AF/DG/AW/MR | Collected date/time: 03/05/24 16:00 | Received date/time: 03/06/24 09:00

Method	Batch	Dilution	Preparation date/time	Analysis date/time	Analyst	Location
Volatile Organic Compounds (GC/MS) by Method 8260D	WG2242318	1	03/08/24 03:00	03/08/24 03:00	JCP	Mt. Juliet, TN

MW-46-030524 L1712231-28 GW

Collected by: TH/AF/DG/AW/MR | Collected date/time: 03/05/24 16:10 | Received date/time: 03/06/24 09:00

Method	Batch	Dilution	Preparation date/time	Analysis date/time	Analyst	Location
Volatile Organic Compounds (GC/MS) by Method 8260D	WG2242318	5	03/08/24 05:31	03/08/24 05:31	JCP	Mt. Juliet, TN

MW-03-030524 L1712231-29 GW

Collected by: TH/AF/DG/AW/MR | Collected date/time: 03/05/24 16:20 | Received date/time: 03/06/24 09:00

Method	Batch	Dilution	Preparation date/time	Analysis date/time	Analyst	Location
Wet Chemistry by Method 2320 B-2011	WG2245223	1	03/13/24 10:00	03/13/24 10:00	BJM	Mt. Juliet, TN
Wet Chemistry by Method 4500CO2 D-2011	WG2245223	1	03/13/24 10:00	03/13/24 10:00	BJM	Mt. Juliet, TN
Wet Chemistry by Method 9056A	WG2241098	1	03/07/24 00:28	03/07/24 00:28	ASM	Mt. Juliet, TN
Volatile Organic Compounds (GC) by Method RSK175	WG2241504	1	03/09/24 10:47	03/09/24 10:47	OK	Mt. Juliet, TN
Volatile Organic Compounds (GC/MS) by Method 8260D	WG2242318	1	03/08/24 03:18	03/08/24 03:18	JCP	Mt. Juliet, TN

MW-62-030524 L1712231-30 GW

Collected by: TH/AF/DG/AW/MR | Collected date/time: 03/05/24 16:25 | Received date/time: 03/06/24 09:00

Method	Batch	Dilution	Preparation date/time	Analysis date/time	Analyst	Location
Volatile Organic Compounds (GC/MS) by Method 8260D	WG2242318	1	03/08/24 03:37	03/08/24 03:37	JCP	Mt. Juliet, TN

MW-30-030524 L1712231-31 GW

Collected by: TH/AF/DG/AW/MR | Collected date/time: 03/05/24 16:15 | Received date/time: 03/06/24 09:00

Method	Batch	Dilution	Preparation date/time	Analysis date/time	Analyst	Location
Volatile Organic Compounds (GC/MS) by Method 8260D	WG2242318	1	03/08/24 03:56	03/08/24 03:56	JCP	Mt. Juliet, TN

FB01-030524 L1712231-32 GW

Collected by: TH/AF/DG/AW/MR | Collected date/time: 03/05/24 16:45 | Received date/time: 03/06/24 09:00

Method	Batch	Dilution	Preparation date/time	Analysis date/time	Analyst	Location
Volatile Organic Compounds (GC/MS) by Method 8260D	WG2242318	1	03/08/24 01:06	03/08/24 01:06	JCP	Mt. Juliet, TN

TB01-030524 L1712231-33 GW

Collected by: TH/AF/DG/AW/MR | Collected date/time: 03/05/24 00:00 | Received date/time: 03/06/24 09:00

Method	Batch	Dilution	Preparation date/time	Analysis date/time	Analyst	Location
Volatile Organic Compounds (GC/MS) by Method 8260D	WG2242318	1	03/08/24 00:10	03/08/24 00:10	JCP	Mt. Juliet, TN

MW-38-030524 L1712231-34 GW

Collected by: TH/AF/DG/AW/MR | Collected date/time: 03/05/24 15:50 | Received date/time: 03/06/24 09:00

Method	Batch	Dilution	Preparation date/time	Analysis date/time	Analyst	Location
Volatile Organic Compounds (GC/MS) by Method 8260D	WG2242318	1	03/08/24 04:15	03/08/24 04:15	JCP	Mt. Juliet, TN

CASE NARRATIVE

All sample aliquots were received at the correct temperature, in the proper containers, with the appropriate preservatives, and within method specified holding times, unless qualified or notated within the report. Where applicable, all MDL (LOD) and RDL (LOQ) values reported for environmental samples have been corrected for the dilution factor used in the analysis. All Method and Batch Quality Control are within established criteria except where addressed in this case narrative, a non-conformance form or properly qualified within the sample results. By my digital signature below, I affirm to the best of my knowledge, all problems/anomalies observed by the laboratory as having the potential to affect the quality of the data have been identified by the laboratory, and no information or data have been knowingly withheld that would affect the quality of the data.



Mark W. Beasley
Project Manager

Volatile Organic Compounds (GC/MS) by Method 8260D

Analyte	Result	Qualifier	RDL	Dilution	Analysis	Batch
	ug/l		ug/l		date / time	
Benzene	ND		1.00	1	03/06/2024 22:37	WG2241293
Toluene	ND		1.00	1	03/06/2024 22:37	WG2241293
Ethylbenzene	ND		1.00	1	03/06/2024 22:37	WG2241293
Total Xylenes	ND		3.00	1	03/06/2024 22:37	WG2241293
Methyl tert-butyl ether	ND		1.00	1	03/06/2024 22:37	WG2241293
Naphthalene	ND		5.00	1	03/06/2024 22:37	WG2241293
1,2-Dichloroethane	ND		1.00	1	03/06/2024 22:37	WG2241293
(S) Toluene-d8	*102*		*80.0-120*		*03/06/2024 22:37*	WG2241293
(S) 4-Bromofluorobenzene	*105*		*77.0-126*		*03/06/2024 22:37*	WG2241293
(S) 1,2-Dichloroethane-d4	*81.1*		*70.0-130*		*03/06/2024 22:37*	WG2241293

Wet Chemistry by Method 2320 B-2011/4500CO2 D-2011

Analyte	Result ug/l	Qualifier	RDL ug/l	Dilution	Analysis date / time	Batch
Alkalinity	ND		20000	1	03/13/2024 09:50	WG2245223
Free Carbon Dioxide	54600	B T8	20000	1	03/13/2024 09:50	WG2245223

Sample Narrative:

L1712231-02 WG2245223: Endpoint pH 4.5 Headspace

Wet Chemistry by Method 9056A

Analyte	Result ug/l	Qualifier	RDL ug/l	Dilution	Analysis date / time	Batch
Nitrate as (N)	682		100	1	03/06/2024 23:32	WG2241098
Sulfate	7930		5000	1	03/06/2024 23:32	WG2241098

Volatile Organic Compounds (GC) by Method RSK175

Analyte	Result ug/l	Qualifier	RDL ug/l	Dilution	Analysis date / time	Batch
Methane	ND		10.0	1	03/09/2024 10:04	WG2241504

Volatile Organic Compounds (GC/MS) by Method 8260D

Analyte	Result ug/l	Qualifier	RDL ug/l	Dilution	Analysis date / time	Batch
Benzene	ND		1.00	1	03/06/2024 22:58	WG2241293
Toluene	ND		1.00	1	03/06/2024 22:58	WG2241293
Ethylbenzene	ND		1.00	1	03/06/2024 22:58	WG2241293
Total Xylenes	ND		3.00	1	03/06/2024 22:58	WG2241293
Methyl tert-butyl ether	ND		1.00	1	03/06/2024 22:58	WG2241293
Naphthalene	ND		5.00	1	03/06/2024 22:58	WG2241293
1,2-Dichloroethane	ND		1.00	1	03/06/2024 22:58	WG2241293
(S) Toluene-d8	*101*		*80.0-120*		*03/06/2024 22:58*	WG2241293
(S) 4-Bromofluorobenzene	*105*		*77.0-126*		*03/06/2024 22:58*	WG2241293
(S) 1,2-Dichloroethane-d4	*83.6*		*70.0-130*		*03/06/2024 22:58*	WG2241293

Volatile Organic Compounds (GC/MS) by Method 8260D

Analyte	Result ug/l	Qualifier	RDL ug/l	Dilution	Analysis date / time	Batch
Benzene	ND		1.00	1	03/07/2024 19:32	WG2241828
Toluene	ND		1.00	1	03/07/2024 19:32	WG2241828
Ethylbenzene	ND		1.00	1	03/08/2024 11:28	WG2242593
Total Xylenes	ND		3.00	1	03/07/2024 19:32	WG2241828
Methyl tert-butyl ether	ND		1.00	1	03/07/2024 19:32	WG2241828
Naphthalene	ND		5.00	1	03/08/2024 11:28	WG2242593
1,2-Dichloroethane	ND		1.00	1	03/07/2024 19:32	WG2241828
(S) Toluene-d8	*93.0*		*80.0-120*		*03/07/2024 19:32*	WG2241828
(S) Toluene-d8	*109*		*80.0-120*		*03/08/2024 11:28*	WG2242593
(S) 4-Bromofluorobenzene	*99.3*		*77.0-126*		*03/07/2024 19:32*	WG2241828
(S) 4-Bromofluorobenzene	*101*		*77.0-126*		*03/08/2024 11:28*	WG2242593
(S) 1,2-Dichloroethane-d4	*87.5*		*70.0-130*		*03/07/2024 19:32*	WG2241828
(S) 1,2-Dichloroethane-d4	*96.8*		*70.0-130*		*03/08/2024 11:28*	WG2242593

Volatile Organic Compounds (GC/MS) by Method 8260D

Analyte	Result	Qualifier	RDL	Dilution	Analysis	Batch
	ug/l		ug/l		date / time	
Benzene	ND		1.00	1	03/07/2024 19:54	WG2241828
Toluene	ND		1.00	1	03/07/2024 19:54	WG2241828
Ethylbenzene	ND		1.00	1	03/07/2024 19:54	WG2241828
Total Xylenes	ND		3.00	1	03/07/2024 19:54	WG2241828
Methyl tert-butyl ether	ND		1.00	1	03/07/2024 19:54	WG2241828
Naphthalene	ND		5.00	1	03/07/2024 19:54	WG2241828
1,2-Dichloroethane	ND		1.00	1	03/07/2024 19:54	WG2241828
(S) Toluene-d8	*92.4*		*80.0-120*		*03/07/2024 19:54*	WG2241828
(S) 4-Bromofluorobenzene	*99.9*		*77.0-126*		*03/07/2024 19:54*	WG2241828
(S) 1,2-Dichloroethane-d4	*89.8*		*70.0-130*		*03/07/2024 19:54*	WG2241828

Volatile Organic Compounds (GC/MS) by Method 8260D

Analyte	Result	Qualifier	RDL	Dilution	Analysis	Batch
	ug/l		ug/l		date / time	
Benzene	ND		1.00	1	03/06/2024 23:20	WG2241293
Toluene	ND		1.00	1	03/06/2024 23:20	WG2241293
Ethylbenzene	ND		1.00	1	03/06/2024 23:20	WG2241293
Total Xylenes	ND		3.00	1	03/06/2024 23:20	WG2241293
Methyl tert-butyl ether	ND		1.00	1	03/06/2024 23:20	WG2241293
Naphthalene	ND		5.00	1	03/06/2024 23:20	WG2241293
1,2-Dichloroethane	ND		1.00	1	03/06/2024 23:20	WG2241293
(S) Toluene-d8	*101*		*80.0-120*		*03/06/2024 23:20*	WG2241293
(S) 4-Bromofluorobenzene	*102*		*77.0-126*		*03/06/2024 23:20*	WG2241293
(S) 1,2-Dichloroethane-d4	*86.0*		*70.0-130*		*03/06/2024 23:20*	WG2241293

Volatile Organic Compounds (GC/MS) by Method 8260D

Analyte	Result	Qualifier	RDL	Dilution	Analysis	Batch
	ug/l		ug/l		date / time	
Benzene	ND		1.00	1	03/06/2024 23:41	WG2241293
Toluene	ND		1.00	1	03/06/2024 23:41	WG2241293
Ethylbenzene	ND		1.00	1	03/06/2024 23:41	WG2241293
Total Xylenes	ND		3.00	1	03/06/2024 23:41	WG2241293
Methyl tert-butyl ether	2.20		1.00	1	03/06/2024 23:41	WG2241293
Naphthalene	ND		5.00	1	03/06/2024 23:41	WG2241293
1,2-Dichloroethane	ND		1.00	1	03/06/2024 23:41	WG2241293
(S) Toluene-d8	*104*		*80.0-120*		*03/06/2024 23:41*	WG2241293
(S) 4-Bromofluorobenzene	*103*		*77.0-126*		*03/06/2024 23:41*	WG2241293
(S) 1,2-Dichloroethane-d4	*83.9*		*70.0-130*		*03/06/2024 23:41*	WG2241293

Volatile Organic Compounds (GC/MS) by Method 8260D

Analyte	Result	Qualifier	RDL	Dilution	Analysis	Batch
	ug/l		ug/l		date / time	
Benzene	ND		1.00	1	03/07/2024 00:03	WG2241293
Toluene	ND		1.00	1	03/07/2024 00:03	WG2241293
Ethylbenzene	ND		1.00	1	03/07/2024 00:03	WG2241293
Total Xylenes	ND		3.00	1	03/07/2024 00:03	WG2241293
Methyl tert-butyl ether	ND		1.00	1	03/07/2024 00:03	WG2241293
Naphthalene	ND		5.00	1	03/07/2024 00:03	WG2241293
1,2-Dichloroethane	ND		1.00	1	03/07/2024 00:03	WG2241293
(S) Toluene-d8	*100*		*80.0-120*		*03/07/2024 00:03*	WG2241293
(S) 4-Bromofluorobenzene	*106*		*77.0-126*		*03/07/2024 00:03*	WG2241293
(S) 1,2-Dichloroethane-d4	*82.1*		*70.0-130*		*03/07/2024 00:03*	WG2241293

Volatile Organic Compounds (GC/MS) by Method 8260D

Analyte	Result	Qualifier	RDL	Dilution	Analysis	Batch
	ug/l		ug/l		date / time	
Benzene	ND		1.00	1	03/07/2024 00:25	WG2241293
Toluene	1.11		1.00	1	03/07/2024 00:25	WG2241293
Ethylbenzene	ND		1.00	1	03/07/2024 00:25	WG2241293
Total Xylenes	ND		3.00	1	03/07/2024 00:25	WG2241293
Methyl tert-butyl ether	ND		1.00	1	03/07/2024 00:25	WG2241293
Naphthalene	ND		5.00	1	03/07/2024 00:25	WG2241293
1,2-Dichloroethane	ND		1.00	1	03/07/2024 00:25	WG2241293
(S) Toluene-d8	*101*		*80.0-120*		*03/07/2024 00:25*	WG2241293
(S) 4-Bromofluorobenzene	*104*		*77.0-126*		*03/07/2024 00:25*	WG2241293
(S) 1,2-Dichloroethane-d4	*86.5*		*70.0-130*		*03/07/2024 00:25*	WG2241293

Wet Chemistry by Method 2320 B-2011/4500CO2 D-2011

Analyte	Result	Qualifier	RDL	Dilution	Analysis	Batch
	ug/l		ug/l		date / time	
Alkalinity	42600		20000	1	03/13/2024 09:56	WG2245223
Free Carbon Dioxide	92600	B T8	20000	1	03/13/2024 09:56	WG2245223

Sample Narrative:

L1712231-09 WG2245223: Endpoint pH 4.5 Headspace

Wet Chemistry by Method 9056A

Analyte	Result	Qualifier	RDL	Dilution	Analysis	Batch
	ug/l		ug/l		date / time	
Nitrate as (N)	182		100	1	03/06/2024 23:46	WG2241098
Sulfate	ND		5000	1	03/06/2024 23:46	WG2241098

Volatile Organic Compounds (GC) by Method RSK175

Analyte	Result	Qualifier	RDL	Dilution	Analysis	Batch
	ug/l		ug/l		date / time	
Methane	4790		10.0	1	03/09/2024 10:14	WG2241504

Volatile Organic Compounds (GC/MS) by Method 8260D

Analyte	Result	Qualifier	RDL	Dilution	Analysis	Batch
	ug/l		ug/l		date / time	
Benzene	4430		100	100	03/07/2024 05:05	WG2241293
Toluene	13200		100	100	03/07/2024 05:05	WG2241293
Ethylbenzene	1110		100	100	03/07/2024 05:05	WG2241293
Total Xylenes	6850		300	100	03/07/2024 05:05	WG2241293
Methyl tert-butyl ether	ND		100	100	03/07/2024 05:05	WG2241293
Naphthalene	ND		500	100	03/07/2024 05:05	WG2241293
1,2-Dichloroethane	ND		100	100	03/07/2024 05:05	WG2241293
(S) Toluene-d8	*97.6*		*80.0-120*		*03/07/2024 05:05*	WG2241293
(S) 4-Bromofluorobenzene	*102*		*77.0-126*		*03/07/2024 05:05*	WG2241293
(S) 1,2-Dichloroethane-d4	*84.6*		*70.0-130*		*03/07/2024 05:05*	WG2241293

Volatile Organic Compounds (GC/MS) by Method 8260D

Analyte	Result	Qualifier	RDL	Dilution	Analysis	Batch
	ug/l		ug/l		date / time	
Benzene	3070		100	100	03/07/2024 05:27	WG2241293
Toluene	1980		100	100	03/07/2024 05:27	WG2241293
Ethylbenzene	321		100	100	03/07/2024 05:27	WG2241293
Total Xylenes	3140		300	100	03/07/2024 05:27	WG2241293
Methyl tert-butyl ether	ND		100	100	03/07/2024 05:27	WG2241293
Naphthalene	ND		500	100	03/07/2024 05:27	WG2241293
1,2-Dichloroethane	ND		100	100	03/07/2024 05:27	WG2241293
(S) Toluene-d8	*99.6*		*80.0-120*		*03/07/2024 05:27*	WG2241293
(S) 4-Bromofluorobenzene	*103*		*77.0-126*		*03/07/2024 05:27*	WG2241293
(S) 1,2-Dichloroethane-d4	*84.3*		*70.0-130*		*03/07/2024 05:27*	WG2241293

Volatile Organic Compounds (GC/MS) by Method 8260D

Analyte	Result	Qualifier	RDL	Dilution	Analysis	Batch
	ug/l		ug/l		date / time	
Benzene	ND		1.00	1	03/07/2024 00:46	WG2241293
Toluene	ND		1.00	1	03/07/2024 00:46	WG2241293
Ethylbenzene	ND		1.00	1	03/07/2024 00:46	WG2241293
Total Xylenes	ND		3.00	1	03/07/2024 00:46	WG2241293
Methyl tert-butyl ether	ND		1.00	1	03/07/2024 00:46	WG2241293
Naphthalene	ND		5.00	1	03/07/2024 00:46	WG2241293
1,2-Dichloroethane	ND		1.00	1	03/07/2024 00:46	WG2241293
(S) Toluene-d8	*99.1*		*80.0-120*		*03/07/2024 00:46*	WG2241293
(S) 4-Bromofluorobenzene	*103*		*77.0-126*		*03/07/2024 00:46*	WG2241293
(S) 1,2-Dichloroethane-d4	*81.8*		*70.0-130*		*03/07/2024 00:46*	WG2241293

Volatile Organic Compounds (GC/MS) by Method 8260D

Analyte	Result	Qualifier	RDL	Dilution	Analysis	Batch
	ug/l		ug/l		date / time	
Benzene	1.14		1.00	1	03/07/2024 01:08	WG2241293
Toluene	ND		1.00	1	03/07/2024 01:08	WG2241293
Ethylbenzene	ND		1.00	1	03/07/2024 01:08	WG2241293
Total Xylenes	ND		3.00	1	03/07/2024 01:08	WG2241293
Methyl tert-butyl ether	4.77		1.00	1	03/07/2024 01:08	WG2241293
Naphthalene	ND		5.00	1	03/07/2024 01:08	WG2241293
1,2-Dichloroethane	ND		1.00	1	03/07/2024 01:08	WG2241293
(S) Toluene-d8	*98.7*		*80.0-120*		*03/07/2024 01:08*	WG2241293
(S) 4-Bromofluorobenzene	*102*		*77.0-126*		*03/07/2024 01:08*	WG2241293
(S) 1,2-Dichloroethane-d4	*83.4*		*70.0-130*		*03/07/2024 01:08*	WG2241293

Volatile Organic Compounds (GC/MS) by Method 8260D

Analyte	Result	Qualifier	RDL	Dilution	Analysis	Batch
	ug/l		ug/l		date / time	
Benzene	ND		1.00	1	03/07/2024 01:29	WG2241293
Toluene	ND		1.00	1	03/07/2024 01:29	WG2241293
Ethylbenzene	ND		1.00	1	03/07/2024 01:29	WG2241293
Total Xylenes	ND		3.00	1	03/07/2024 01:29	WG2241293
Methyl tert-butyl ether	ND		1.00	1	03/07/2024 01:29	WG2241293
Naphthalene	ND		5.00	1	03/07/2024 01:29	WG2241293
1,2-Dichloroethane	ND		1.00	1	03/07/2024 01:29	WG2241293
(S) Toluene-d8	*99.9*		*80.0-120*		*03/07/2024 01:29*	WG2241293
(S) 4-Bromofluorobenzene	*103*		*77.0-126*		*03/07/2024 01:29*	WG2241293
(S) 1,2-Dichloroethane-d4	*84.3*		*70.0-130*		*03/07/2024 01:29*	WG2241293

Volatile Organic Compounds (GC/MS) by Method 8260D

Analyte	Result	Qualifier	RDL	Dilution	Analysis	Batch
	ug/l		ug/l		date / time	
Benzene	ND		1.00	1	03/07/2024 01:51	WG2241293
Toluene	ND		1.00	1	03/07/2024 01:51	WG2241293
Ethylbenzene	ND		1.00	1	03/07/2024 01:51	WG2241293
Total Xylenes	ND		3.00	1	03/07/2024 01:51	WG2241293
Methyl tert-butyl ether	ND		1.00	1	03/07/2024 01:51	WG2241293
Naphthalene	ND		5.00	1	03/07/2024 01:51	WG2241293
1,2-Dichloroethane	ND		1.00	1	03/07/2024 01:51	WG2241293
(S) Toluene-d8	*101*		*80.0-120*		*03/07/2024 01:51*	WG2241293
(S) 4-Bromofluorobenzene	*103*		*77.0-126*		*03/07/2024 01:51*	WG2241293
(S) 1,2-Dichloroethane-d4	*85.7*		*70.0-130*		*03/07/2024 01:51*	WG2241293

Volatile Organic Compounds (GC/MS) by Method 8260D

Analyte	Result	Qualifier	RDL	Dilution	Analysis	Batch
	ug/l		ug/l		date / time	
Benzene	ND		1.00	1	03/07/2024 02:13	WG2241293
Toluene	ND		1.00	1	03/07/2024 02:13	WG2241293
Ethylbenzene	ND		1.00	1	03/07/2024 02:13	WG2241293
Total Xylenes	ND		3.00	1	03/07/2024 02:13	WG2241293
Methyl tert-butyl ether	ND		1.00	1	03/07/2024 02:13	WG2241293
Naphthalene	ND		5.00	1	03/07/2024 02:13	WG2241293
1,2-Dichloroethane	ND		1.00	1	03/07/2024 02:13	WG2241293
(S) Toluene-d8	*99.4*		*80.0-120*		*03/07/2024 02:13*	WG2241293
(S) 4-Bromofluorobenzene	*103*		*77.0-126*		*03/07/2024 02:13*	WG2241293
(S) 1,2-Dichloroethane-d4	*85.7*		*70.0-130*		*03/07/2024 02:13*	WG2241293

Volatile Organic Compounds (GC/MS) by Method 8260D

Analyte	Result	Qualifier	RDL	Dilution	Analysis	Batch
	ug/l		ug/l		date / time	
Benzene	ND		1.00	1	03/07/2024 02:34	WG2241293
Toluene	ND		1.00	1	03/07/2024 02:34	WG2241293
Ethylbenzene	ND		1.00	1	03/07/2024 02:34	WG2241293
Total Xylenes	ND		3.00	1	03/07/2024 02:34	WG2241293
Methyl tert-butyl ether	ND		1.00	1	03/07/2024 02:34	WG2241293
Naphthalene	ND		5.00	1	03/07/2024 02:34	WG2241293
1,2-Dichloroethane	ND		1.00	1	03/07/2024 02:34	WG2241293
(S) Toluene-d8	*101*		*80.0-120*		*03/07/2024 02:34*	WG2241293
(S) 4-Bromofluorobenzene	*104*		*77.0-126*		*03/07/2024 02:34*	WG2241293
(S) 1,2-Dichloroethane-d4	*85.0*		*70.0-130*		*03/07/2024 02:34*	WG2241293

Volatile Organic Compounds (GC/MS) by Method 8260D

Analyte	Result	Qualifier	RDL	Dilution	Analysis	Batch
	ug/l		ug/l		date / time	
Benzene	ND		1.00	1	03/07/2024 02:56	WG2241293
Toluene	ND		1.00	1	03/07/2024 02:56	WG2241293
Ethylbenzene	ND		1.00	1	03/07/2024 02:56	WG2241293
Total Xylenes	ND		3.00	1	03/07/2024 02:56	WG2241293
Methyl tert-butyl ether	3.06		1.00	1	03/07/2024 02:56	WG2241293
Naphthalene	ND		5.00	1	03/07/2024 02:56	WG2241293
1,2-Dichloroethane	ND		1.00	1	03/07/2024 02:56	WG2241293
(S) Toluene-d8	*101*		*80.0-120*		*03/07/2024 02:56*	WG2241293
(S) 4-Bromofluorobenzene	*104*		*77.0-126*		*03/07/2024 02:56*	WG2241293
(S) 1,2-Dichloroethane-d4	*86.2*		*70.0-130*		*03/07/2024 02:56*	WG2241293

Volatile Organic Compounds (GC/MS) by Method 8260D

Analyte	Result	Qualifier	RDL	Dilution	Analysis	Batch
	ug/l		ug/l		date / time	
Benzene	ND		1.00	1	03/07/2024 03:17	WG2241293
Toluene	ND		1.00	1	03/07/2024 03:17	WG2241293
Ethylbenzene	ND		1.00	1	03/07/2024 03:17	WG2241293
Total Xylenes	ND		3.00	1	03/07/2024 03:17	WG2241293
Methyl tert-butyl ether	3.01		1.00	1	03/07/2024 03:17	WG2241293
Naphthalene	ND		5.00	1	03/07/2024 03:17	WG2241293
1,2-Dichloroethane	ND		1.00	1	03/07/2024 03:17	WG2241293
(S) Toluene-d8	*100*		*80.0-120*		*03/07/2024 03:17*	WG2241293
(S) 4-Bromofluorobenzene	*104*		*77.0-126*		*03/07/2024 03:17*	WG2241293
(S) 1,2-Dichloroethane-d4	*84.4*		*70.0-130*		*03/07/2024 03:17*	WG2241293

Volatile Organic Compounds (GC/MS) by Method 8260D

Analyte	Result	Qualifier	RDL	Dilution	Analysis	Batch
	ug/l		ug/l		date / time	
Benzene	ND		1.00	1	03/07/2024 03:39	WG2241293
Toluene	ND		1.00	1	03/07/2024 03:39	WG2241293
Ethylbenzene	ND		1.00	1	03/07/2024 03:39	WG2241293
Total Xylenes	ND		3.00	1	03/07/2024 03:39	WG2241293
Methyl tert-butyl ether	ND		1.00	1	03/07/2024 03:39	WG2241293
Naphthalene	ND		5.00	1	03/07/2024 03:39	WG2241293
1,2-Dichloroethane	ND		1.00	1	03/07/2024 03:39	WG2241293
(S) Toluene-d8	*101*		*80.0-120*		*03/07/2024 03:39*	WG2241293
(S) 4-Bromofluorobenzene	*104*		*77.0-126*		*03/07/2024 03:39*	WG2241293
(S) 1,2-Dichloroethane-d4	*85.1*		*70.0-130*		*03/07/2024 03:39*	WG2241293

Volatile Organic Compounds (GC/MS) by Method 8260D

Analyte	Result	Qualifier	RDL	Dilution	Analysis	Batch
	ug/l		ug/l		date / time	
Benzene	38.7		1.00	1	03/07/2024 04:01	WG2241293
Toluene	ND		1.00	1	03/07/2024 04:01	WG2241293
Ethylbenzene	ND		1.00	1	03/07/2024 04:01	WG2241293
Total Xylenes	7.29		3.00	1	03/07/2024 04:01	WG2241293
Methyl tert-butyl ether	77.2		1.00	1	03/07/2024 04:01	WG2241293
Naphthalene	ND		5.00	1	03/07/2024 04:01	WG2241293
1,2-Dichloroethane	ND		1.00	1	03/07/2024 04:01	WG2241293
(S) Toluene-d8	*97.8*		*80.0-120*		*03/07/2024 04:01*	WG2241293
(S) 4-Bromofluorobenzene	*103*		*77.0-126*		*03/07/2024 04:01*	WG2241293
(S) 1,2-Dichloroethane-d4	*85.3*		*70.0-130*		*03/07/2024 04:01*	WG2241293

Volatile Organic Compounds (GC/MS) by Method 8260D

Analyte	Result	Qualifier	RDL	Dilution	Analysis	Batch
	ug/l		ug/l		date / time	
Benzene	1150		200	200	03/09/2024 16:04	WG2242971
Toluene	15400		200	200	03/09/2024 16:04	WG2242971
Ethylbenzene	2240		200	200	03/09/2024 16:04	WG2242971
Total Xylenes	12100		600	200	03/09/2024 16:04	WG2242971
Methyl tert-butyl ether	ND		200	200	03/09/2024 16:04	WG2242971
Naphthalene	ND		1000	200	03/09/2024 16:04	WG2242971
1,2-Dichloroethane	ND		200	200	03/09/2024 16:04	WG2242971
(S) Toluene-d8	*112*		*80.0-120*		*03/09/2024 16:04*	WG2242971
(S) 4-Bromofluorobenzene	*105*		*77.0-126*		*03/09/2024 16:04*	WG2242971
(S) 1,2-Dichloroethane-d4	*97.6*		*70.0-130*		*03/09/2024 16:04*	WG2242971

Volatile Organic Compounds (GC/MS) by Method 8260D

Analyte	Result	Qualifier	RDL	Dilution	Analysis	Batch
	ug/l		ug/l		date / time	
Benzene	ND		1.00	1	03/08/2024 01:25	WG2242318
Toluene	ND		1.00	1	03/08/2024 01:25	WG2242318
Ethylbenzene	ND		1.00	1	03/08/2024 01:25	WG2242318
Total Xylenes	ND		3.00	1	03/08/2024 01:25	WG2242318
Methyl tert-butyl ether	ND		1.00	1	03/08/2024 01:25	WG2242318
Naphthalene	ND		5.00	1	03/08/2024 01:25	WG2242318
1,2-Dichloroethane	ND		1.00	1	03/08/2024 01:25	WG2242318
(S) Toluene-d8	*111*		*80.0-120*		*03/08/2024 01:25*	WG2242318
(S) 4-Bromofluorobenzene	*98.8*		*77.0-126*		*03/08/2024 01:25*	WG2242318
(S) 1,2-Dichloroethane-d4	*95.5*		*70.0-130*		*03/08/2024 01:25*	WG2242318

Volatile Organic Compounds (GC/MS) by Method 8260D

Analyte	Result	Qualifier	RDL	Dilution	Analysis	Batch
	ug/l		ug/l		date / time	
Benzene	ND		1.00	1	03/08/2024 01:44	WG2242318
Toluene	3.26		1.00	1	03/08/2024 01:44	WG2242318
Ethylbenzene	ND		1.00	1	03/08/2024 01:44	WG2242318
Total Xylenes	ND		3.00	1	03/08/2024 01:44	WG2242318
Methyl tert-butyl ether	ND		1.00	1	03/08/2024 01:44	WG2242318
Naphthalene	ND		5.00	1	03/08/2024 01:44	WG2242318
1,2-Dichloroethane	ND		1.00	1	03/08/2024 01:44	WG2242318
(S) Toluene-d8	*106*		*80.0-120*		*03/08/2024 01:44*	WG2242318
(S) 4-Bromofluorobenzene	*103*		*77.0-126*		*03/08/2024 01:44*	WG2242318
(S) 1,2-Dichloroethane-d4	*93.1*		*70.0-130*		*03/08/2024 01:44*	WG2242318

Volatile Organic Compounds (GC/MS) by Method 8260D

Analyte	Result	Qualifier	RDL	Dilution	Analysis	Batch
	ug/l		ug/l		date / time	
Benzene	ND		1.00	1	03/08/2024 02:03	WG2242318
Toluene	ND		1.00	1	03/08/2024 02:03	WG2242318
Ethylbenzene	ND		1.00	1	03/08/2024 02:03	WG2242318
Total Xylenes	ND		3.00	1	03/08/2024 02:03	WG2242318
Methyl tert-butyl ether	ND		1.00	1	03/08/2024 02:03	WG2242318
Naphthalene	ND		5.00	1	03/08/2024 02:03	WG2242318
1,2-Dichloroethane	ND		1.00	1	03/08/2024 02:03	WG2242318
(S) Toluene-d8	*104*		*80.0-120*		*03/08/2024 02:03*	WG2242318
(S) 4-Bromofluorobenzene	*92.8*		*77.0-126*		*03/08/2024 02:03*	WG2242318
(S) 1,2-Dichloroethane-d4	*96.0*		*70.0-130*		*03/08/2024 02:03*	WG2242318

Wet Chemistry by Method 2320 B-2011/4500CO2 D-2011

Analyte	Result	Qualifier	RDL	Dilution	Analysis	Batch
	ug/l		ug/l		date / time	
Alkalinity	ND		20000	1	03/13/2024 09:58	WG2245223
Free Carbon Dioxide	101000	B T8	20000	1	03/13/2024 09:58	WG2245223

Sample Narrative:

L1712231-25 WG2245223: Endpoint pH 4.5 Headspace

Wet Chemistry by Method 9056A

Analyte	Result	Qualifier	RDL	Dilution	Analysis	Batch
	ug/l		ug/l		date / time	
Nitrate as (N)	162		100	1	03/07/2024 00:14	WG2241098
Sulfate	ND		5000	1	03/07/2024 00:14	WG2241098

Volatile Organic Compounds (GC) by Method RSK175

Analyte	Result	Qualifier	RDL	Dilution	Analysis	Batch
	ug/l		ug/l		date / time	
Methane	ND		10.0	1	03/09/2024 10:43	WG2241504

Volatile Organic Compounds (GC/MS) by Method 8260D

Analyte	Result	Qualifier	RDL	Dilution	Analysis	Batch
	ug/l		ug/l		date / time	
Benzene	ND		1.00	1	03/08/2024 02:22	WG2242318
Toluene	ND		1.00	1	03/08/2024 02:22	WG2242318
Ethylbenzene	ND		1.00	1	03/08/2024 02:22	WG2242318
Total Xylenes	ND		3.00	1	03/08/2024 02:22	WG2242318
Methyl tert-butyl ether	ND		1.00	1	03/08/2024 02:22	WG2242318
Naphthalene	ND		5.00	1	03/08/2024 02:22	WG2242318
1,2-Dichloroethane	ND		1.00	1	03/08/2024 02:22	WG2242318
(S) Toluene-d8	*105*		*80.0-120*		*03/08/2024 02:22*	WG2242318
(S) 4-Bromofluorobenzene	*90.4*		*77.0-126*		*03/08/2024 02:22*	WG2242318
(S) 1,2-Dichloroethane-d4	*99.3*		*70.0-130*		*03/08/2024 02:22*	WG2242318

Volatile Organic Compounds (GC/MS) by Method 8260D

Analyte	Result	Qualifier	RDL	Dilution	Analysis	Batch
	ug/l		ug/l		date / time	
Benzene	ND		1.00	1	03/08/2024 02:41	WG2242318
Toluene	ND		1.00	1	03/08/2024 02:41	WG2242318
Ethylbenzene	ND		1.00	1	03/08/2024 02:41	WG2242318
Total Xylenes	ND		3.00	1	03/08/2024 02:41	WG2242318
Methyl tert-butyl ether	2.95		1.00	1	03/08/2024 02:41	WG2242318
Naphthalene	ND		5.00	1	03/08/2024 02:41	WG2242318
1,2-Dichloroethane	ND		1.00	1	03/08/2024 02:41	WG2242318
(S) Toluene-d8	*108*		*80.0-120*		*03/08/2024 02:41*	WG2242318
(S) 4-Bromofluorobenzene	*92.5*		*77.0-126*		*03/08/2024 02:41*	WG2242318
(S) 1,2-Dichloroethane-d4	*98.4*		*70.0-130*		*03/08/2024 02:41*	WG2242318

Volatile Organic Compounds (GC/MS) by Method 8260D

Analyte	Result	Qualifier	RDL	Dilution	Analysis	Batch
	ug/l		ug/l		date / time	
Benzene	12.5		1.00	1	03/08/2024 03:00	WG2242318
Toluene	ND		1.00	1	03/08/2024 03:00	WG2242318
Ethylbenzene	ND		1.00	1	03/08/2024 03:00	WG2242318
Total Xylenes	14.4		3.00	1	03/08/2024 03:00	WG2242318
Methyl tert-butyl ether	ND		1.00	1	03/08/2024 03:00	WG2242318
Naphthalene	ND		5.00	1	03/08/2024 03:00	WG2242318
1,2-Dichloroethane	ND		1.00	1	03/08/2024 03:00	WG2242318
(S) Toluene-d8	*110*		*80.0-120*		*03/08/2024 03:00*	WG2242318
(S) 4-Bromofluorobenzene	*103*		*77.0-126*		*03/08/2024 03:00*	WG2242318
(S) 1,2-Dichloroethane-d4	*92.5*		*70.0-130*		*03/08/2024 03:00*	WG2242318

Volatile Organic Compounds (GC/MS) by Method 8260D

Analyte	Result	Qualifier	RDL	Dilution	Analysis	Batch
	ug/l		ug/l		date / time	
Benzene	251		5.00	5	03/08/2024 05:31	WG2242318
Toluene	ND		5.00	5	03/08/2024 05:31	WG2242318
Ethylbenzene	ND		5.00	5	03/08/2024 05:31	WG2242318
Total Xylenes	ND		15.0	5	03/08/2024 05:31	WG2242318
Methyl tert-butyl ether	18.0		5.00	5	03/08/2024 05:31	WG2242318
Naphthalene	ND		25.0	5	03/08/2024 05:31	WG2242318
1,2-Dichloroethane	ND		5.00	5	03/08/2024 05:31	WG2242318
(S) Toluene-d8	*113*		*80.0-120*		*03/08/2024 05:31*	WG2242318
(S) 4-Bromofluorobenzene	*99.7*		*77.0-126*		*03/08/2024 05:31*	WG2242318
(S) 1,2-Dichloroethane-d4	*84.2*		*70.0-130*		*03/08/2024 05:31*	WG2242318

Wet Chemistry by Method 2320 B-2011/4500CO2 D-2011

Analyte	Result ug/l	Qualifier	RDL ug/l	Dilution	Analysis date / time	Batch
Alkalinity	ND		20000	1	03/13/2024 10:00	WG2245223
Free Carbon Dioxide	ND	T8	20000	1	03/13/2024 10:00	WG2245223

Sample Narrative:

L1712231-29 WG2245223: Endpoint pH 4.5 Headspace

Wet Chemistry by Method 9056A

Analyte	Result ug/l	Qualifier	RDL ug/l	Dilution	Analysis date / time	Batch
Nitrate as (N)	132		100	1	03/07/2024 00:28	WG2241098
Sulfate	ND		5000	1	03/07/2024 00:28	WG2241098

Volatile Organic Compounds (GC) by Method RSK175

Analyte	Result ug/l	Qualifier	RDL ug/l	Dilution	Analysis date / time	Batch
Methane	ND		10.0	1	03/09/2024 10:47	WG2241504

Volatile Organic Compounds (GC/MS) by Method 8260D

Analyte	Result ug/l	Qualifier	RDL ug/l	Dilution	Analysis date / time	Batch
Benzene	ND		1.00	1	03/08/2024 03:18	WG2242318
Toluene	ND		1.00	1	03/08/2024 03:18	WG2242318
Ethylbenzene	ND		1.00	1	03/08/2024 03:18	WG2242318
Total Xylenes	ND		3.00	1	03/08/2024 03:18	WG2242318
Methyl tert-butyl ether	ND		1.00	1	03/08/2024 03:18	WG2242318
Naphthalene	ND		5.00	1	03/08/2024 03:18	WG2242318
1,2-Dichloroethane	ND		1.00	1	03/08/2024 03:18	WG2242318
(S) Toluene-d8	*108*		*80.0-120*		*03/08/2024 03:18*	WG2242318
(S) 4-Bromofluorobenzene	*91.7*		*77.0-126*		*03/08/2024 03:18*	WG2242318
(S) 1,2-Dichloroethane-d4	*95.6*		*70.0-130*		*03/08/2024 03:18*	WG2242318

Volatile Organic Compounds (GC/MS) by Method 8260D

Analyte	Result	Qualifier	RDL	Dilution	Analysis	Batch
	ug/l		ug/l		date / time	
Benzene	ND		1.00	1	03/08/2024 03:37	WG2242318
Toluene	ND		1.00	1	03/08/2024 03:37	WG2242318
Ethylbenzene	ND		1.00	1	03/08/2024 03:37	WG2242318
Total Xylenes	ND		3.00	1	03/08/2024 03:37	WG2242318
Methyl tert-butyl ether	ND		1.00	1	03/08/2024 03:37	WG2242318
Naphthalene	ND		5.00	1	03/08/2024 03:37	WG2242318
1,2-Dichloroethane	ND		1.00	1	03/08/2024 03:37	WG2242318
(S) Toluene-d8	*107*		*80.0-120*		*03/08/2024 03:37*	WG2242318
(S) 4-Bromofluorobenzene	*90.7*		*77.0-126*		*03/08/2024 03:37*	WG2242318
(S) 1,2-Dichloroethane-d4	*95.8*		*70.0-130*		*03/08/2024 03:37*	WG2242318

Volatile Organic Compounds (GC/MS) by Method 8260D

Analyte	Result	Qualifier	RDL	Dilution	Analysis	Batch
	ug/l		ug/l		date / time	
Benzene	ND		1.00	1	03/08/2024 03:56	WG2242318
Toluene	ND		1.00	1	03/08/2024 03:56	WG2242318
Ethylbenzene	ND		1.00	1	03/08/2024 03:56	WG2242318
Total Xylenes	ND		3.00	1	03/08/2024 03:56	WG2242318
Methyl tert-butyl ether	ND		1.00	1	03/08/2024 03:56	WG2242318
Naphthalene	ND		5.00	1	03/08/2024 03:56	WG2242318
1,2-Dichloroethane	ND		1.00	1	03/08/2024 03:56	WG2242318
(S) Toluene-d8	*106*		*80.0-120*		*03/08/2024 03:56*	WG2242318
(S) 4-Bromofluorobenzene	*94.4*		*77.0-126*		*03/08/2024 03:56*	WG2242318
(S) 1,2-Dichloroethane-d4	*101*		*70.0-130*		*03/08/2024 03:56*	WG2242318

Volatile Organic Compounds (GC/MS) by Method 8260D

Analyte	Result	Qualifier	RDL	Dilution	Analysis	Batch
	ug/l		ug/l		date / time	
Benzene	ND		1.00	1	03/08/2024 01:06	WG2242318
Toluene	ND		1.00	1	03/08/2024 01:06	WG2242318
Ethylbenzene	ND		1.00	1	03/08/2024 01:06	WG2242318
Total Xylenes	ND		3.00	1	03/08/2024 01:06	WG2242318
Methyl tert-butyl ether	ND		1.00	1	03/08/2024 01:06	WG2242318
Naphthalene	ND		5.00	1	03/08/2024 01:06	WG2242318
1,2-Dichloroethane	ND		1.00	1	03/08/2024 01:06	WG2242318
(S) Toluene-d8	*107*		*80.0-120*		*03/08/2024 01:06*	WG2242318
(S) 4-Bromofluorobenzene	*97.9*		*77.0-126*		*03/08/2024 01:06*	WG2242318
(S) 1,2-Dichloroethane-d4	*97.8*		*70.0-130*		*03/08/2024 01:06*	WG2242318

Volatile Organic Compounds (GC/MS) by Method 8260D

Analyte	Result ug/l	Qualifier	RDL ug/l	Dilution	Analysis date / time	Batch
Benzene	ND		1.00	1	03/08/2024 00:10	WG2242318
Toluene	ND		1.00	1	03/08/2024 00:10	WG2242318
Ethylbenzene	ND		1.00	1	03/08/2024 00:10	WG2242318
Total Xylenes	ND		3.00	1	03/08/2024 00:10	WG2242318
Methyl tert-butyl ether	ND		1.00	1	03/08/2024 00:10	WG2242318
Naphthalene	ND		5.00	1	03/08/2024 00:10	WG2242318
1,2-Dichloroethane	ND		1.00	1	03/08/2024 00:10	WG2242318
(S) Toluene-d8	*121*	J1	*80.0-120*		*03/08/2024 00:10*	WG2242318
(S) 4-Bromofluorobenzene	*88.3*		*77.0-126*		*03/08/2024 00:10*	WG2242318
(S) 1,2-Dichloroethane-d4	*93.6*		*70.0-130*		*03/08/2024 00:10*	WG2242318

Volatile Organic Compounds (GC/MS) by Method 8260D

Analyte	Result	Qualifier	RDL	Dilution	Analysis	Batch
	ug/l		ug/l		date / time	
Benzene	ND		1.00	1	03/08/2024 04:15	WG2242318
Toluene	ND		1.00	1	03/08/2024 04:15	WG2242318
Ethylbenzene	ND		1.00	1	03/08/2024 04:15	WG2242318
Total Xylenes	ND		3.00	1	03/08/2024 04:15	WG2242318
Methyl tert-butyl ether	1.52		1.00	1	03/08/2024 04:15	WG2242318
Naphthalene	ND		5.00	1	03/08/2024 04:15	WG2242318
1,2-Dichloroethane	ND		1.00	1	03/08/2024 04:15	WG2242318
(S) Toluene-d8	*105*		*80.0-120*		*03/08/2024 04:15*	WG2242318
(S) 4-Bromofluorobenzene	*92.6*		*77.0-126*		*03/08/2024 04:15*	WG2242318
(S) 1,2-Dichloroethane-d4	*99.3*		*70.0-130*		*03/08/2024 04:15*	WG2242318

Method Blank (MB)

(MB) R4045202-2 03/13/24 09:04

Analyte	MB Result ug/l	MB Qualifier	MB MDL ug/l	MB RDL ug/l
Alkalinity	U		8450	20000

Sample Narrative:
BLANK: Endpoint pH 4.5

Method Blank (MB)

(MB) R4045202-3 03/13/24 09:04

Analyte	MB Result ug/l	MB Qualifier	MB MDL ug/l	MB RDL ug/l
Free Carbon Dioxide	15000	J	6670	20000

Sample Narrative:
BLANK: Endpoint pH 4.5

Method Blank (MB)

(MB) R4045202-4 03/13/24 09:10

Analyte	MB Result ug/l	MB Qualifier	MB MDL ug/l	MB RDL ug/l
Alkalinity	U		8450	20000

Sample Narrative:
BLANK: Endpoint pH 4.5

Method Blank (MB)

(MB) R4045202-5 03/13/24 09:10

Analyte	MB Result ug/l	MB Qualifier	MB MDL ug/l	MB RDL ug/l
Free Carbon Dioxide	12400	J	6670	20000

Sample Narrative:
BLANK: Endpoint pH 4.5

L1712231-02 Original Sample (OS) • Duplicate (DUP)

(OS) L1712231-02 03/13/24 09:50 • (DUP) R4045202-6 03/13/24 09:53

Analyte	Original Result ug/l	DUP Result ug/l	Dilution	DUP RPD %	DUP Qualifier	DUP RPD Limits %
Alkalinity	ND	ND	1	0.104		20

Sample Narrative:
OS: Endpoint pH 4.5 Headspace
DUP: Endpoint pH 4.5

L1712231-02 Original Sample (OS) • Duplicate (DUP)

(OS) L1712231-02 03/13/24 09:50 • (DUP) R4045202-7 03/13/24 09:53

Analyte	Original Result ug/l	DUP Result ug/l	Dilution	DUP RPD %	DUP Qualifier	DUP RPD Limits %
Free Carbon Dioxide	54600	51400	1	6.14		20

Sample Narrative:
OS: Endpoint pH 4.5 Headspace
DUP: Endpoint pH 4.5

L1712841-50 Original Sample (OS) • Duplicate (DUP)

(OS) L1712841-50 03/13/24 11:11 • (DUP) R4045202-8 03/13/24 11:13

Analyte	Original Result ug/l	DUP Result ug/l	Dilution	DUP RPD %	DUP Qualifier	DUP RPD Limits %
Alkalinity	ND	ND	1	0.000		20

Sample Narrative:
OS: Endpoint pH 4.5 Headspace
DUP: Endpoint pH 4.5

L1712841-50 Original Sample (OS) • Duplicate (DUP)

(OS) L1712841-50 03/13/24 11:11 • (DUP) R4045202-9 03/13/24 11:13

Analyte	Original Result ug/l	DUP Result ug/l	Dilution	DUP RPD %	DUP Qualifier	DUP RPD Limits %
Free Carbon Dioxide	ND	ND	1	20.7		20

Sample Narrative:

L1712841-50 Original Sample (OS) • Duplicate (DUP)

(OS) L1712841-50 03/13/24 11:11 • (DUP) R4045202-9 03/13/24 11:13

Analyte	Original Result ug/l	DUP Result ug/l	Dilution	DUP RPD %	DUP Qualifier	DUP RPD Limits %

OS: Endpoint pH 4.5 Headspace

DUP: Endpoint pH 4.5

Laboratory Control Sample (LCS)

(LCS) R4045202-1 03/13/24 08:57

Analyte	Spike Amount ug/l	LCS Result ug/l	LCS Rec. %	Rec. Limits %	LCS Qualifier
Alkalinity	100000	97700	97.7	90.0-110	

Sample Narrative:

LCS: Endpoint pH 4.5

Method Blank (MB)

(MB) R4045235-1 03/06/24 17:12

Analyte	MB Result ug/l	MB Qualifier	MB MDL ug/l	MB RDL ug/l
Nitrate as (N)	U		48.0	100
Sulfate	U		594	5000

L1711683-15 Original Sample (OS) • Duplicate (DUP)

(OS) L1711683-15 03/06/24 20:15 • (DUP) R4045235-3 03/06/24 20:29

Analyte	Original Result ug/l	DUP Result ug/l	Dilution	DUP RPD %	DUP Qualifier	DUP RPD Limits %
Nitrate as (N)	1420	1490	1	4.84		15
Sulfate	ND	ND	1	1.23		15

L1712241-12 Original Sample (OS) • Duplicate (DUP)

(OS) L1712241-12 03/07/24 03:56 • (DUP) R4045235-7 03/07/24 04:24

Analyte	Original Result ug/l	DUP Result ug/l	Dilution	DUP RPD %	DUP Qualifier	DUP RPD Limits %
Nitrate as (N)	ND	ND	1	0.000		15

L1712241-12 Original Sample (OS) • Duplicate (DUP)

(OS) L1712241-12 03/07/24 04:10 • (DUP) R4045235-10 03/07/24 04:38

Analyte	Original Result ug/l	DUP Result ug/l	Dilution	DUP RPD %	DUP Qualifier	DUP RPD Limits %
Sulfate	219000	226000	10	3.21		15

L1712246-01 Original Sample (OS) • Duplicate (DUP)

(OS) L1712246-01 03/07/24 06:43 • (DUP) R4045235-13 03/07/24 06:57

Analyte	Original Result ug/l	DUP Result ug/l	Dilution	DUP RPD %	DUP Qualifier	DUP RPD Limits %
Nitrate as (N)	ND	ND	1	0.000		15
Sulfate	172000	172000	1	0.415		15

Laboratory Control Sample (LCS)

(LCS) R4045235-2 03/06/24 17:26

Analyte	Spike Amount ug/l	LCS Result ug/l	LCS Rec. %	Rec. Limits %	LCS Qualifier
Nitrate as (N)	8000	7740	96.8	80.0-120	
Sulfate	40000	39100	97.7	80.0-120	

L1711683-15 Original Sample (OS) • Matrix Spike (MS) • Matrix Spike Duplicate (MSD)

(OS) L1711683-15 03/06/24 20:15 • (MS) R4045235-4 03/06/24 20:43 • (MSD) R4045235-5 03/06/24 20:57

Analyte	Spike Amount ug/l	Original Result ug/l	MS Result ug/l	MSD Result ug/l	MS Rec. %	MSD Rec. %	Dilution	Rec. Limits %	MS Qualifier	MSD Qualifier	RPD %	RPD Limits %
Nitrate as (N)	8000	1420	9230	9280	97.6	98.2	1	80.0-120			0.557	15
Sulfate	40000	ND	42300	42500	97.4	97.9	1	80.0-120			0.438	15

L1712241-12 Original Sample (OS) • Matrix Spike (MS) • Matrix Spike Duplicate (MSD)

(OS) L1712241-12 03/07/24 03:56 • (MS) R4045235-11 03/07/24 04:52 • (MSD) R4045235-12 03/07/24 05:06

Analyte	Spike Amount ug/l	Original Result ug/l	MS Result ug/l	MSD Result ug/l	MS Rec. %	MSD Rec. %	Dilution	Rec. Limits %	MS Qualifier	MSD Qualifier	RPD %	RPD Limits %
Nitrate as (N)	8000	ND	10900	11100	136	138	1	80.0-120	J5	J5	1.53	15
Sulfate	40000	231000	220000	218000	0.000	0.000	1	80.0-120	E V	E V	0.651	15

Sample Narrative:

MS: spike failed due to sample matrix

MSD: spike failed due to sample matrix

L1712246-01 Original Sample (OS) • Matrix Spike (MS) • Matrix Spike Duplicate (MSD)

(OS) L1712246-01 03/07/24 06:43 • (MS) R4045235-14 03/07/24 07:11 • (MSD) R4045235-15 03/07/24 07:25

Analyte	Spike Amount ug/l	Original Result ug/l	MS Result ug/l	MSD Result ug/l	MS Rec. %	MSD Rec. %	Dilution	Rec. Limits %	MS Qualifier	MSD Qualifier	RPD %	RPD Limits %
Nitrate as (N)	8000	ND	10100	10300	126	129	1	80.0-120	J5	J5	2.30	15
Sulfate	40000	172000	173000	173000	1.35	0.679	1	80.0-120	V	V	0.155	15

Sample Narrative:

MS: spike failed due to sample matrix

MSD: spike failed due to sample matrix

Method Blank (MB)

(MB) R4043534-2 03/09/24 10:00

Analyte	MB Result	MB Qualifier	MB MDL	MB RDL
	ug/l		ug/l	ug/l
Methane	U		2.91	10.0

L1712231-02 Original Sample (OS) • Duplicate (DUP)

(OS) L1712231-02 03/09/24 10:04 • (DUP) R4043534-3 03/09/24 11:55

Analyte	Original Result	DUP Result	Dilution	DUP RPD	DUP Qualifier	DUP RPD Limits
	ug/l	ug/l		%		%
Methane	ND	ND	1	0.000		20

L1712246-02 Original Sample (OS) • Duplicate (DUP)

(OS) L1712246-02 03/09/24 12:14 • (DUP) R4043534-4 03/09/24 12:35

Analyte	Original Result	DUP Result	Dilution	DUP RPD	DUP Qualifier	DUP RPD Limits
	ug/l	ug/l		%		%
Methane	ND	ND	1	0.000		20

Laboratory Control Sample (LCS) • Laboratory Control Sample Duplicate (LCSD)

(LCS) R4043534-1 03/09/24 09:57 • (LCSD) R4043534-9 03/09/24 13:00

Analyte	Spike Amount	LCS Result	LCSD Result	LCS Rec.	LCSD Rec.	Rec. Limits	LCS Qualifier	LCSD Qualifier	RPD	RPD Limits
	ug/l	ug/l	ug/l	%	%	%			%	%
Methane	67.8	66.4	69.8	97.9	103	85.0-115			4.99	20

L1712241-12 Original Sample (OS) • Matrix Spike (MS) • Matrix Spike Duplicate (MSD)

(OS) L1712241-12 03/09/24 11:47 • (MS) R4043534-5 03/09/24 12:48 • (MSD) R4043534-6 03/09/24 12:51

Analyte	Spike Amount	Original Result	MS Result	MSD Result	MS Rec.	MSD Rec.	Dilution	Rec. Limits	MS Qualifier	MSD Qualifier	RPD	RPD Limits
	ug/l	ug/l	ug/l	ug/l	%	%		%			%	%
Methane	67.8	30.0	102	101	106	105	1	50.0-150			0.985	20

L1712246-01 Original Sample (OS) • Matrix Spike (MS) • Matrix Spike Duplicate (MSD)

(OS) L1712246-01 03/09/24 12:11 • (MS) R4043534-7 03/09/24 12:54 • (MSD) R4043534-8 03/09/24 12:57

Analyte	Spike Amount	Original Result	MS Result	MSD Result	MS Rec.	MSD Rec.	Dilution	Rec. Limits	MS Qualifier	MSD Qualifier	RPD	RPD Limits
	ug/l	ug/l	ug/l	ug/l	%	%		%			%	%
Methane	67.8	17.0	78.6	75.5	90.9	86.3	1	50.0-150			4.02	20

Method Blank (MB)

(MB) R4042706-2 03/06/24 20:08

Analyte	MB Result ug/l	MB Qualifier	MB MDL ug/l	MB RDL ug/l
Benzene	U		0.0941	1.00
Toluene	U		0.278	1.00
Ethylbenzene	U		0.137	1.00
Total Xylenes	U		0.174	3.00
Methyl tert-butyl ether	U		0.101	1.00
Naphthalene	U		1.00	5.00
1,2-Dichloroethane	U		0.0819	1.00
(S) Toluene-d8	*99.8*			*80.0-120*
(S) 4-Bromofluorobenzene	*103*			*77.0-126*
(S) 1,2-Dichloroethane-d4	*80.4*			*70.0-130*

Laboratory Control Sample (LCS)

(LCS) R4042706-1 03/06/24 19:25

Analyte	Spike Amount ug/l	LCS Result ug/l	LCS Rec. %	Rec. Limits %	LCS Qualifier
Benzene	5.00	5.75	115	70.0-130	
Toluene	5.00	5.09	102	70.0-130	
Ethylbenzene	5.00	4.97	99.4	70.0-130	
Total Xylenes	15.0	15.2	101	70.0-130	
Methyl tert-butyl ether	5.00	5.25	105	70.0-130	
Naphthalene	5.00	4.13	82.6	70.0-130	
1,2-Dichloroethane	5.00	4.91	98.2	70.0-130	
(S) Toluene-d8			*98.9*	*80.0-120*	
(S) 4-Bromofluorobenzene			*101*	*77.0-126*	
(S) 1,2-Dichloroethane-d4			*87.1*	*70.0-130*	

Method Blank (MB)

(MB) R4042943-3 03/07/24 10:53

Analyte	MB Result ug/l	MB Qualifier	MB MDL ug/l	MB RDL ug/l
Benzene	U		0.0941	1.00
Toluene	U		0.278	1.00
Ethylbenzene	U		0.137	1.00
Total Xylenes	U		0.174	3.00
Methyl tert-butyl ether	U		0.101	1.00
Naphthalene	U		1.00	5.00
1,2-Dichloroethane	U		0.0819	1.00
(S) Toluene-d8	*92.4*			*80.0-120*
(S) 4-Bromofluorobenzene	*95.6*			*77.0-126*
(S) 1,2-Dichloroethane-d4	*76.8*			*70.0-130*

Laboratory Control Sample (LCS) • Laboratory Control Sample Duplicate (LCSD)

(LCS) R4042943-1 03/07/24 09:05 • (LCSD) R4042943-2 03/07/24 09:26

Analyte	Spike Amount ug/l	LCS Result ug/l	LCSD Result ug/l	LCS Rec. %	LCSD Rec. %	Rec. Limits %	LCS Qualifier	LCSD Qualifier	RPD %	RPD Limits %
Benzene	5.00	5.12	4.36	102	87.2	70.0-130			16.0	20
Toluene	5.00	5.00	4.34	100	86.8	70.0-130			14.1	20
Ethylbenzene	5.00	5.37	4.58	107	91.6	70.0-130			15.9	20
Total Xylenes	15.0	15.3	13.2	102	88.0	70.0-130			14.7	20
Methyl tert-butyl ether	5.00	4.60	3.99	92.0	79.8	70.0-130			14.2	20
Naphthalene	5.00	4.37	4.07	87.4	81.4	70.0-130			7.11	20
1,2-Dichloroethane	5.00	4.06	4.00	81.2	80.0	70.0-130			1.49	20
(S) Toluene-d8				*93.4*	*91.4*	*80.0-120*				
(S) 4-Bromofluorobenzene				*101*	*102*	*77.0-126*				
(S) 1,2-Dichloroethane-d4				*82.1*	*83.4*	*70.0-130*				

Method Blank (MB)

(MB) R4043267-3 03/07/24 23:11

Analyte	MB Result	MB Qualifier	MB MDL	MB RDL
	ug/l		ug/l	ug/l
Benzene	U		0.0941	1.00
Toluene	U		0.278	1.00
Ethylbenzene	U		0.137	1.00
Total Xylenes	U		0.174	3.00
Methyl tert-butyl ether	U		0.101	1.00
Naphthalene	U		1.00	5.00
1,2-Dichloroethane	U		0.0819	1.00
(S) Toluene-d8	*106*			*80.0-120*
(S) 4-Bromofluorobenzene	*98.3*			*77.0-126*
(S) 1,2-Dichloroethane-d4	*92.0*			*70.0-130*

Laboratory Control Sample (LCS) • Laboratory Control Sample Duplicate (LCSD)

(LCS) R4043267-1 03/07/24 22:14 • (LCSD) R4043267-2 03/07/24 22:33

Analyte	Spike Amount	LCS Result	LCSD Result	LCS Rec.	LCSD Rec.	Rec. Limits	LCS Qualifier	LCSD Qualifier	RPD	RPD Limits
	ug/l	ug/l	ug/l	%	%	%			%	%
Benzene	5.00	4.90	4.61	98.0	92.2	70.0-130			6.10	20
Toluene	5.00	5.28	5.01	106	100	70.0-130			5.25	20
Ethylbenzene	5.00	5.80	5.46	116	109	70.0-130			6.04	20
Total Xylenes	15.0	17.9	17.5	119	117	70.0-130			2.26	20
Methyl tert-butyl ether	5.00	5.29	5.26	106	105	70.0-130			0.569	20
Naphthalene	5.00	5.97	5.91	119	118	70.0-130			1.01	20
1,2-Dichloroethane	5.00	4.46	4.11	89.2	82.2	70.0-130			8.17	20
(S) Toluene-d8				*107*	*105*	*80.0-120*				
(S) 4-Bromofluorobenzene				*100*	*100*	*77.0-126*				
(S) 1,2-Dichloroethane-d4				*92.4*	*91.0*	*70.0-130*				

Method Blank (MB)

(MB) R4043638-3 03/08/24 10:10

Analyte	MB Result	MB Qualifier	MB MDL	MB RDL
	ug/l		ug/l	ug/l
Ethylbenzene	U		0.137	1.00
Naphthalene	U		1.00	5.00
(S) Toluene-d8	*110*			*80.0-120*
(S) 4-Bromofluorobenzene	*101*			*77.0-126*
(S) 1,2-Dichloroethane-d4	*94.6*			*70.0-130*

Laboratory Control Sample (LCS) • Laboratory Control Sample Duplicate (LCSD)

(LCS) R4043638-1 03/08/24 09:03 • (LCSD) R4043638-2 03/08/24 09:25

Analyte	Spike Amount	LCS Result	LCSD Result	LCS Rec.	LCSD Rec.	Rec. Limits	LCS Qualifier	LCSD Qualifier	RPD	RPD Limits
	ug/l	ug/l	ug/l	%	%	%			%	%
Ethylbenzene	5.00	5.33	5.44	107	109	70.0-130			2.04	20
Naphthalene	5.00	4.66	5.04	93.2	101	70.0-130			7.84	20
(S) Toluene-d8				*113*	*110*	*80.0-120*				
(S) 4-Bromofluorobenzene				*104*	*102*	*77.0-126*				
(S) 1,2-Dichloroethane-d4				*96.6*	*98.4*	*70.0-130*				

Method Blank (MB)

(MB) R4043760-3 03/09/24 08:34

Analyte	MB Result ug/l	MB Qualifier	MB MDL ug/l	MB RDL ug/l
Benzene	U		0.0941	1.00
Toluene	U		0.278	1.00
Ethylbenzene	U		0.137	1.00
Total Xylenes	U		0.174	3.00
Methyl tert-butyl ether	U		0.101	1.00
Naphthalene	U		1.00	5.00
1,2-Dichloroethane	U		0.0819	1.00
(S) Toluene-d8	*110*			*80.0-120*
(S) 4-Bromofluorobenzene	*102*			*77.0-126*
(S) 1,2-Dichloroethane-d4	*99.5*			*70.0-130*

Laboratory Control Sample (LCS) • Laboratory Control Sample Duplicate (LCSD)

(LCS) R4043760-1 03/09/24 07:26 • (LCSD) R4043760-2 03/09/24 07:48

Analyte	Spike Amount ug/l	LCS Result ug/l	LCSD Result ug/l	LCS Rec. %	LCSD Rec. %	Rec. Limits %	LCS Qualifier	LCSD Qualifier	RPD %	RPD Limits %
Benzene	5.00	4.94	4.96	98.8	99.2	70.0-130			0.404	20
Toluene	5.00	5.86	5.86	117	117	70.0-130			0.000	20
Ethylbenzene	5.00	5.53	5.44	111	109	70.0-130			1.64	20
Total Xylenes	15.0	16.8	16.8	112	112	70.0-130			0.000	20
Methyl tert-butyl ether	5.00	4.61	5.01	92.2	100	70.0-130			8.32	20
Naphthalene	5.00	4.74	5.06	94.8	101	70.0-130			6.53	20
1,2-Dichloroethane	5.00	4.66	4.97	93.2	99.4	70.0-130			6.44	20
(S) Toluene-d8				*112*	*111*	*80.0-120*				
(S) 4-Bromofluorobenzene				*104*	*102*	*77.0-126*				
(S) 1,2-Dichloroethane-d4				*98.1*	*98.8*	*70.0-130*				

GLOSSARY OF TERMS

Guide to Reading and Understanding Your Laboratory Report

The information below is designed to better explain the various terms used in your report of analytical results from the Laboratory. This is not intended as a comprehensive explanation, and if you have additional questions please contact your project representative.

Results Disclaimer - Information that may be provided by the customer, and contained within this report, include Permit Limits, Project Name, Sample ID, Sample Matrix, Sample Preservation, Field Blanks, Field Spikes, Field Duplicates, On-Site Data, Sampling Collection Dates/Times, and Sampling Location. Results relate to the accuracy of this information provided, and as the samples are received.

Abbreviations and Definitions

MDL	Method Detection Limit.
ND	Not detected at the Reporting Limit (or MDL where applicable).
RDL	Reported Detection Limit.
Rec.	Recovery.
RPD	Relative Percent Difference.
SDG	Sample Delivery Group.
(S)	Surrogate (Surrogate Standard) - Analytes added to every blank, sample, Laboratory Control Sample/Duplicate and Matrix Spike/Duplicate; used to evaluate analytical efficiency by measuring recovery. Surrogates are not expected to be detected in all environmental media.
U	Not detected at the Reporting Limit (or MDL where applicable).
Analyte	The name of the particular compound or analysis performed. Some Analyses and Methods will have multiple analytes reported.
Dilution	If the sample matrix contains an interfering material, the sample preparation volume or weight values differ from the standard, or if concentrations of analytes in the sample are higher than the highest limit of concentration that the laboratory can accurately report, the sample may be diluted for analysis. If a value different than 1 is used in this field, the result reported has already been corrected for this factor.
Limits	These are the target % recovery ranges or % difference value that the laboratory has historically determined as normal for the method and analyte being reported. Successful QC Sample analysis will target all analytes recovered or duplicated within these ranges.
Original Sample	The non-spiked sample in the prep batch used to determine the Relative Percent Difference (RPD) from a quality control sample. The Original Sample may not be included within the reported SDG.
Qualifier	This column provides a letter and/or number designation that corresponds to additional information concerning the result reported. If a Qualifier is present, a definition per Qualifier is provided within the Glossary and Definitions page and potentially a discussion of possible implications of the Qualifier in the Case Narrative if applicable.
Result	The actual analytical final result (corrected for any sample specific characteristics) reported for your sample. If there was no measurable result returned for a specific analyte, the result in this column may state “ND” (Not Detected) or “BDL” (Below Detectable Levels). The information in the results column should always be accompanied by either an MDL (Method Detection Limit) or RDL (Reporting Detection Limit) that defines the lowest value that the laboratory could detect or report for this analyte.
Uncertainty (Radiochemistry)	Confidence level of 2 sigma.
Case Narrative (Cn)	A brief discussion about the included sample results, including a discussion of any non-conformances to protocol observed either at sample receipt by the laboratory from the field or during the analytical process. If present, there will be a section in the Case Narrative to discuss the meaning of any data qualifiers used in the report.
Quality Control Summary (Qc)	This section of the report includes the results of the laboratory quality control analyses required by procedure or analytical methods to assist in evaluating the validity of the results reported for your samples. These analyses are not being performed on your samples typically, but on laboratory generated material.
Sample Chain of Custody (Sc)	This is the document created in the field when your samples were initially collected. This is used to verify the time and date of collection, the person collecting the samples, and the analyses that the laboratory is requested to perform. This chain of custody also documents all persons (excluding commercial shippers) that have had control or possession of the samples from the time of collection until delivery to the laboratory for analysis.
Sample Results (Sr)	This section of your report will provide the results of all testing performed on your samples. These results are provided by sample ID and are separated by the analyses performed on each sample. The header line of each analysis section for each sample will provide the name and method number for the analysis reported.
Sample Summary (Ss)	This section of the Analytical Report defines the specific analyses performed for each sample ID, including the dates and times of preparation and/or analysis.

Qualifier	Description
B	The same analyte is found in the associated blank.
E	The analyte concentration exceeds the upper limit of the calibration range of the instrument established by the initial calibration (ICAL).
J	The identification of the analyte is acceptable; the reported value is an estimate.
J1	Surrogate recovery limits have been exceeded; values are outside upper control limits.
J5	The sample matrix interfered with the ability to make any accurate determination; spike value is high.
T8	Sample(s) received past/too close to holding time expiration.
V	The sample concentration is too high to evaluate accurate spike recoveries.

ACCREDITATIONS & LOCATIONS

Pace Analytical National 12065 Lebanon Rd Mount Juliet, TN 37122

Alabama	40660	Nebraska	NE-OS-15-05
Alaska	17-026	Nevada	TN000032021-1
Arizona	AZ0612	New Hampshire	2975
Arkansas	88-0469	New Jersey–NELAP	TN002
California	2932	New Mexico [1]	TN00003
Colorado	TN00003	New York	11742
Connecticut	PH-0197	North Carolina	Env375
Florida	E87487	North Carolina [1]	DW21704
Georgia	NELAP	North Carolina [3]	41
Georgia [1]	923	North Dakota	R-140
Idaho	TN00003	Ohio–VAP	CL0069
Illinois	200008	Oklahoma	9915
Indiana	C-TN-01	Oregon	TN200002
Iowa	364	Pennsylvania	68-02979
Kansas	E-10277	Rhode Island	LA000356
Kentucky [1 6]	KY90010	South Carolina	84004002
Kentucky [2]	16	South Dakota	n/a
Louisiana	AI30792	Tennessee [1 4]	2006
Louisiana	LA018	Texas	T104704245-20-18
Maine	TN00003	Texas [5]	LAB0152
Maryland	324	Utah	TN000032021-11
Massachusetts	M-TN003	Vermont	VT2006
Michigan	9958	Virginia	110033
Minnesota	047-999-395	Washington	C847
Mississippi	TN00003	West Virginia	233
Missouri	340	Wisconsin	998093910
Montana	CERT0086	Wyoming	A2LA
A2LA – ISO 17025	1461.01	AIHA-LAP,LLC EMLAP	100789
A2LA – ISO 17025 [5]	1461.02	DOD	1461.01
Canada	1461.01	USDA	P330-15-00234
EPA–Crypto	TN00003		

[1] Drinking Water [2] Underground Storage Tanks [3] Aquatic Toxicity [4] Chemical/Microbiological [5] Mold [6] Wastewater n/a Accreditation not applicable

* Not all certifications held by the laboratory are applicable to the results reported in the attached report.

* Accreditation is only applicable to the test methods specified on each scope of accreditation held by Pace Analytical.

Kinder Morgan- Atlanta, GA

Ten 10th Street NW
Suite 1400
Atlanta. GA 30309

Billing Information:
Accounts Payable
1000 Windward Concourse
Ste 450
Alpharetta, GA 30005

Report to: Bethany Garvey

Email To: bethany.garvey@jacobs.com;tom.wiley@jacobs

Project Description: Lewis Drive Groundwater

City/State Collected: BELTON. SC

Please Circle: PT MT CT (ET)

Phone: 404-751-5651

Client Project # KMLDMR24

Lab Project # KINCH2MGA-LEWIS12

Collected by (print): TH, AF, AW, MR, DG

Site/Facility ID # KM_LEWISDR

P.O. # WD1106937

Collected by (signature):

Immediately Packed on Ice N ___ Y ✓

Rush? (Lab MUST be Notified)
___ Same Day ___ Five Day
___ Next Day ___ 5 Day (Rad Only)
___ Two Day ~~X~~ 10 Day (Rad Only)
___ Three Day

Quote #

Date Results Needed

Analysis / Container / Preservative

Chain of Custody Page 1 of 4

Pace PEOPLE ADVANCING SCIENCE

MT JULIET, TN
12065 Lebanon Rd Mount Juliet, TN 37122
Submitting a sample via this chain of custody constitutes acknowledgment and acceptance of the Pace Terms and Conditions found at: https://info.pacelabs.com/hubfs/pas-standard-terms.pdf

SDG # L171233

F234

Acctnum: KINCH2MGA
Template: T216192
Prelogin: P1059824
PM: 526 - Chris McCord
PB: 2/29/24 CAM
Shipped Via: FedEX Standard

Sample ID	Comp/Grab	Matrix *	Depth	Date	Time	No. of Cntrs	*NITRATE,SULFATE* 125mlHDPE-NoPres	ALK,CO2 125mlHDPE-NoPres	Methane - RSK175 40mlAmb HCl	V8260BTEXMNSC 40mlAmb-HCl	Remarks	Sample # (lab only)
MW-29-030524.	G	GW		3.5.24	0910	3				✓		-01
MW-19-030524.		GW			0925	7	✓	✓	✓	✓		-02
MW-23-030524.		GW			0950	3				✓		-03
MW-23-D-030524.		GW			0955					✓		-04
MW-23B-030524.		GW			1010					✓		-05
MW-~~63~~-030524.		GW			1020					✓		-06
MW-45.030524.		GW			1030					✓		-07
MW-45B-030524.		GW			1045	↓				✓		-08
MW-20-030524.		GW			1100	7	✓	✓	✓	✓	visible sheen	-09
MW-17B.030524.	↓	GW	↓	↓	1135	3				✓		-10

* Matrix:
SS - Soil AIR - Air F - Filter
GW - Groundwater B - Bioassay
WW - WasteWater
DW - Drinking Water
OT - Other_____

Remarks: V8260BTEXMN = BTEX, MTBE, Naphthalene, and 1,2-DCA.

pH _____ Temp _____

Flow _____ Other _____

Samples returned via: __ UPS __ FedEx __ Courier _____

Tracking #

Sample Receipt Checklist
COC Seal Present/Intact: __NP X Y __N
COC Signed/Accurate: __Y __N
Bottles arrive intact: __Y __N
Correct bottles used: __Y __N
Sufficient volume sent: __Y __N
If Applicable
VOA Zero Headspace: __Y __N
Preservation Correct/Checked: __Y __N
RAD Screen <0.5 mR/hr: X Y __N

Relinquished by : (Signature)	Date:	Time:	Received by: (Signature)	Trip Blank Received: Yes / No HCL / MeoH TBR	
	3.5.24	1830			
Relinquished by : (Signature)	Date:	Time:	Received by: (Signature)	Temp: 4.5 A9 °C	Bottles Received: 118
				1.2+0	
Relinquished by : (Signature)	Date:	Time:	Received for lab by: (Signature)	Date: 3/6/24	Time: 0900
			Christopher L. Gallier		

If preservation required by Login: Date/Time

Hold:

Condition: NCF / (OK)

Kinder Morgan- Atlanta, GA

Ten 10th Street NW
Suite 1400
Atlanta. GA 30309

Billing Information:
Accounts Payable
1000 Windward Concourse
Ste 450
Alpharetta, GA 30005

Pres Chk

Analysis / Container / Preservative

Chain of Custody Page 2 of 4

Pace PEOPLE ADVANCING SCIENCE

MT JULIET, TN

12065 Lebanon Rd Mount Juliet, TN 37122
Submitting a sample via this chain of custody constitutes acknowledgment and acceptance of the Pace Terms and Conditions found at: https://info.pacelabs.com/hubfs/pas-standard-terms.pdf

Report to: **Bethany Garvey**

Email To: bethany.garvey@jacobs.com;tom.wiley@jacobs

Project Description: Lewis Drive Groundwater

City/State Collected:

Please Circle: PT MT CT ET

Phone: 404-751-5651

Client Project #

Lab Project # KINCH2MGA-LEWIS12

Collected by (print):

Site/Facility ID # KM_LEWISDR

P.O. # WD1106937

Collected by (signature):

Immediately Packed on Ice N ___ Y ✓

Rush? (Lab MUST Be Notified)
___ Same Day ___ Five Day
___ Next Day ___ 5 Day (Rad Only)
___ Two Day ___ 10 Day (Rad Only)
___ Three Day

Quote #

Date Results Needed

SDG # L17/2231

Table #

Acctnum: KINCH2MGA
Template: T216192
Prelogin: P1059824
PM: 526 - Chris McCord
PB: 2/29/24 CAW
Shipped Via: FedEX Standard

Sample ID	Comp/Grab	Matrix *	Depth	Date	Time	No. of Cntrs	*NITRATE,SULFATE* 125mlHDPE-NoPres	ALK,CO2 125mlHDPE-NoPres	Methane - RSK175 40mlAmb HCl	V8260BTEXMNSC 40mlAmb-HCl						Remarks	Sample # (lab only)
MW-13-030524	G	GW	—	3-5-24	1100	3				✓							-11
MW-58-030524		GW			1115												-12
MW-61B-030524		GW			1410												-13
MW-55-030524		GW			1425												-14
MW-36-030524		GW			1435												-15
MW-36-D-030524		GW			1440												-16
MW-37-030524		GW			1445												-17
MW-37-D-030524		GW			1450												-18
MW-36B-030524		GW			1450												-19
MW-59-030524		GW			1430												-20

* Matrix:
SS - Soil AIR - Air F - Filter
GW - Groundwater B - Bioassay
WW - WasteWater
DW - Drinking Water
OT - Other_____

Remarks: V8260BTEXMN = BTEX, MTBE, Naphthalene, and 1,2-DCA.

pH _____ Temp _____
Flow _____ Other _____

Samples returned via: __ UPS __ FedEx __ Courier _____

Tracking #

Sample Receipt Checklist
COC Seal Present/Intact: __NP ✓Y __N
COC Signed/Accurate: ✓Y __N
Bottles arrive intact: ✓Y __N
Correct bottles used: ✓Y __N
Sufficient volume sent: ✓Y __N
If Applicable
VOA Zero Headspace: ✓Y __N
Preservation Correct/Checked: ✓Y __N
RAD Screen <0.5 mR/hr: ✓Y __N

Relinquished by : (Signature)	Date:	Time:	Received by: (Signature)	Trip Blank Received: Yes / No HCL / MeoH TBR	
	3-5-24	1830			
Relinquished by : (Signature)	Date:	Time:	Received by: (Signature)	Temp: ASA9 °C 1.2+0 Bottles Received:	If preservation required by Login: Date/Time
Relinquished by : (Signature)	Date:	Time:	Received for lab by: (Signature) Christopher G. Gallion	Date: 3/6/24 Time: 0900	Hold: Condition: NCF / OK

Kinder Morgan- Atlanta, GA

Ten 10th Street NW
Suite 1400
Atlanta, GA 30309

Billing Information:
Accounts Payable
1000 Windward Concourse
Ste 450
Alpharetta, GA 30005

Pres Chk: x | x | x | x

Analysis / Container / Preservative

Chain of Custody Page 2 of 7

Pace PEOPLE ADVANCING SCIENCE

MT JULIET, TN

12065 Lebanon Rd Mount Juliet, TN 37122
Submitting a sample via this chain of custody constitutes acknowledgment and acceptance of the Pace Terms and Conditions found at: https://info.pacelabs.com/hubfs/pas-standard-terms.pdf

Report to: **Bethany Garvey**

Email To: bethany.garvey@jacobs.com;tom.wiley@jacobs

Project Description: **Lewis Drive Groundwater**

City/State Collected:

Please Circle: PT MT CT ET

Phone: **404-751-5651**

Client Project #

Lab Project # **KINCH2MGA-LEWIS12**

Collected by (print):

Site/Facility ID # **KM_LEWISDR**

P.O. # **WD1106937**

Collected by (signature):

Immediately Packed on Ice N ___ Y ✓

Rush? (Lab MUST Be Notified)
___ Same Day ___ Five Day
___ Next Day ___ 5 Day (Rad Only)
___ Two Day ___ 10 Day (Rad Only)
___ Three Day

Quote #

Date Results Needed

SDG # L1712231

Table #

Acctnum: **KINCH2MGA**
Template: **T216192**
Prelogin: **P1059824**
PM: **526 - Chris McCord**
PB: 2/29/24 CAM
Shipped Via: **FedEX Standard**

Sample ID	Comp/Grab	Matrix *	Depth	Date	Time	No. of Cntrs	*NITRATE,SULFATE* 125mlHDPE-NoPres	ALK,CO2 125mlHDPE-NoPres	Methane - RSK175 40mlAmb HCl	V8260BTEXMNSC 40mlAmb-HCl							Remarks	Sample # (lab only)
MW-07-030524	G	GW	—	3-5-24	1505	3				✓								-21
MW-06-030524	↓	GW	↓	↓	1515	↓				✓								-22
MW-06B-030524	↓	GW	↓	↓	1520	↓				✓								-23
MW-05-030524	↓	GW	↓	↓	1530	↓				✓								-24
MW-04-030524	↓	GW	↓	↓	1540	7	✓	✓	✓	✓								-25
MW-54-030524	↓	GW	↓	↓	1555	3				✓								-26
MW-53-030524	↓	GW	↓	↓	1600	3				✓								-27
MW-46-030524	↓	GW	↓	↓	1610	3				✓								-28
MW-03-030524	↓	GW	↓	↓	1620	7	✓	✓	✓	✓								-29
MW-62-030524	↓	GW	↓	↓	1625	3				✓								-30

* Matrix:
SS - Soil AIR - Air F - Filter
GW - Groundwater B - Bioassay
WW - WasteWater
DW - Drinking Water
OT - Other_____

Remarks:V8260BTEXMN = BTEX, MTBE, Naphthalene, and 1,2-DCA.

pH _____ Temp _____
Flow _____ Other _____

Samples returned via:
__ UPS __ FedEx __ Courier _____

Tracking #

Sample Receipt Checklist
COC Seal Present/Intact: __NP ✓ __N
COC Signed/Accurate: ✓ __N
Bottles arrive intact: ✓ __N
Correct bottles used: ✓ __N
Sufficient volume sent: ✓ __N
If Applicable
VOA Zero Headspace: ✓ __N
Preservation Correct/Checked: ✓ __N
RAD Screen <0.5 mR/hr: ✓ __N

Relinquished by : (Signature)	Date:	Time:	Received by: (Signature)	Trip Blank Received: Yes / No HCL / MeoH TBR	
[signature]	3-5-24	1830			
Relinquished by : (Signature)	Date:	Time:	Received by: (Signature)	Temp: 1.0 °C Bottles Received:	If preservation required by Login: Date/Time
				1210	
Relinquished by : (Signature)	Date:	Time:	Received for lab by: (Signature)	Date: 3/6/24 Time: 0900	Hold: Condition: NCF / OK
			Christopher L. Gallin		

Kinder Morgan- Atlanta, GA

Ten 10th Street NW
Suite 1400
Atlanta. GA 30309

Billing Information:
Accounts Payable
1000 Windward Concourse
Ste 450
Alpharetta, GA 30005

Pres Chk

Analysis / Container / Preservative

Chain of Custody Page 4 of 4

Pace PEOPLE ADVANCING SCIENCE

MT JULIET, TN

12065 Lebanon Rd Mount Juliet, TN 37122
Submitting a sample via this chain of custody constitutes acknowledgment and acceptance of the Pace Terms and Conditions found at: https://info.pacelabs.com/hubfs/pas-standard-terms.pdf

Report to: **Bethany Garvey**

Email To: bethany.garvey@jacobs.com;tom.wiley@jacobs

Project Description: **Lewis Drive Groundwater**

City/State Collected:

Please Circle: PT MT CT (ET)

Phone: **404-751-5651**

Client Project #

Lab Project # **KINCH2MGA-LEWIS12**

SDG # L1712231

Table #

Collected by (print):

Site/Facility ID # **KM_LEWISDR**

P.O. # **WD1106937**

Acctnum: **KINCH2MGA**
Template: **T216192**
Prelogin: **P1059824**
PM: **526 - Chris McCord**
PB: 2/29/24 CAM
Shipped Via: **FedEX Standard**

Collected by (signature): [signature]

Immediately Packed on Ice N ___ Y ✓

Rush? (Lab MUST Be Notified)
___ Same Day ___ Five Day
___ Next Day ___ 5 Day (Rad Only)
___ Two Day ___ 10 Day (Rad Only)
___ Three Day

Quote #

Date Results Needed

Sample ID	Comp/Grab	Matrix *	Depth	Date	Time	No. of Cntrs	*NITRATE,SULFATE* 125mlHDPE-NoPres	ALK,CO2 125mlHDPE-NoPres	Methane - RSK175 40mlAmb HCl	V8260BTEXMNSC 40mlAmb-HCl						Remarks	Sample # (lab only)
MW-30-030524	G	GW	—	3-5-24	1615	3				✓							-31
FB01-030524	G	GW	—	3-5-24	1645	3				✓							-32
TB01-030524	G	GW	—	3-5-24	—	1				✓							-33
MW-38-030524		GW	—	3-5-24	1550	3				✓							-34
		GW															
		GW															
		GW															
		GW															
		GW															
		GW															

* Matrix:
SS - Soil AIR - Air F - Filter
GW - Groundwater B - Bioassay
WW - WasteWater
DW - Drinking Water
OT - Other_____

Remarks:V8260BTEXMN = BTEX, MTBE, Naphthalene, and 1,2-DCA.

pH _____ Temp _____
Flow _____ Other _____

Samples returned via: __ UPS __ FedEx __ Courier _____

Tracking #

Sample Receipt Checklist
COC Seal Present/Intact: __NP ✓Y __N
COC Signed/Accurate: ✓Y __N
Bottles arrive intact: ✓Y __N
Correct bottles used: ✓Y __N
Sufficient volume sent: ✓Y __N
If Applicable
VOA Zero Headspace: ✓Y __N
Preservation Correct/Checked: ✓Y __N
RAD Screen <0.5 mR/hr: ✓Y __N

Relinquished by : (Signature)	Date:	Time:	Received by: (Signature)	Trip Blank Received: Yes / No HCL / MeoH TBR	
[signature]	3-5-24	1830			
Relinquished by : (Signature)	Date:	Time:	Received by: (Signature)	Temp: MSA9 °C 1.2+0 Bottles Received:	If preservation required by Login: Date/Time
Relinquished by : (Signature)	Date:	Time:	Received for lab by: (Signature) Christopher L. Gallin	Date: 3/6/24 Time: 0900	Hold: Condition: NCF / OK

ANALYTICAL REPORT

March 14, 2024

Kinder Morgan- Atlanta, GA

Sample Delivery Group:	L1712841
Samples Received:	03/07/2024
Project Number:	KMLDMR24
Description:	Lewis Drive Groundwater
Site:	KM_LEWISDR
Report To:	Bethany Garvey Ten 10th Street NW Suite 1400 Atlanta, GA 30309

Entire Report Reviewed By: Erica McNeese

Erica McNeese
Project Manager

Results relate only to the items tested or calibrated and are reported as rounded values. This test report shall not be reproduced, except in full, without written approval of the laboratory. Where applicable, sampling conducted by Pace Analytical National is performed per guidance provided in laboratory standard operating procedures ENV-SOP-MTJL-0067 and ENV-SOP-MTJL-0068. Where sampling conducted by the customer, results relate to the accuracy of the information provided, and as the samples are received.

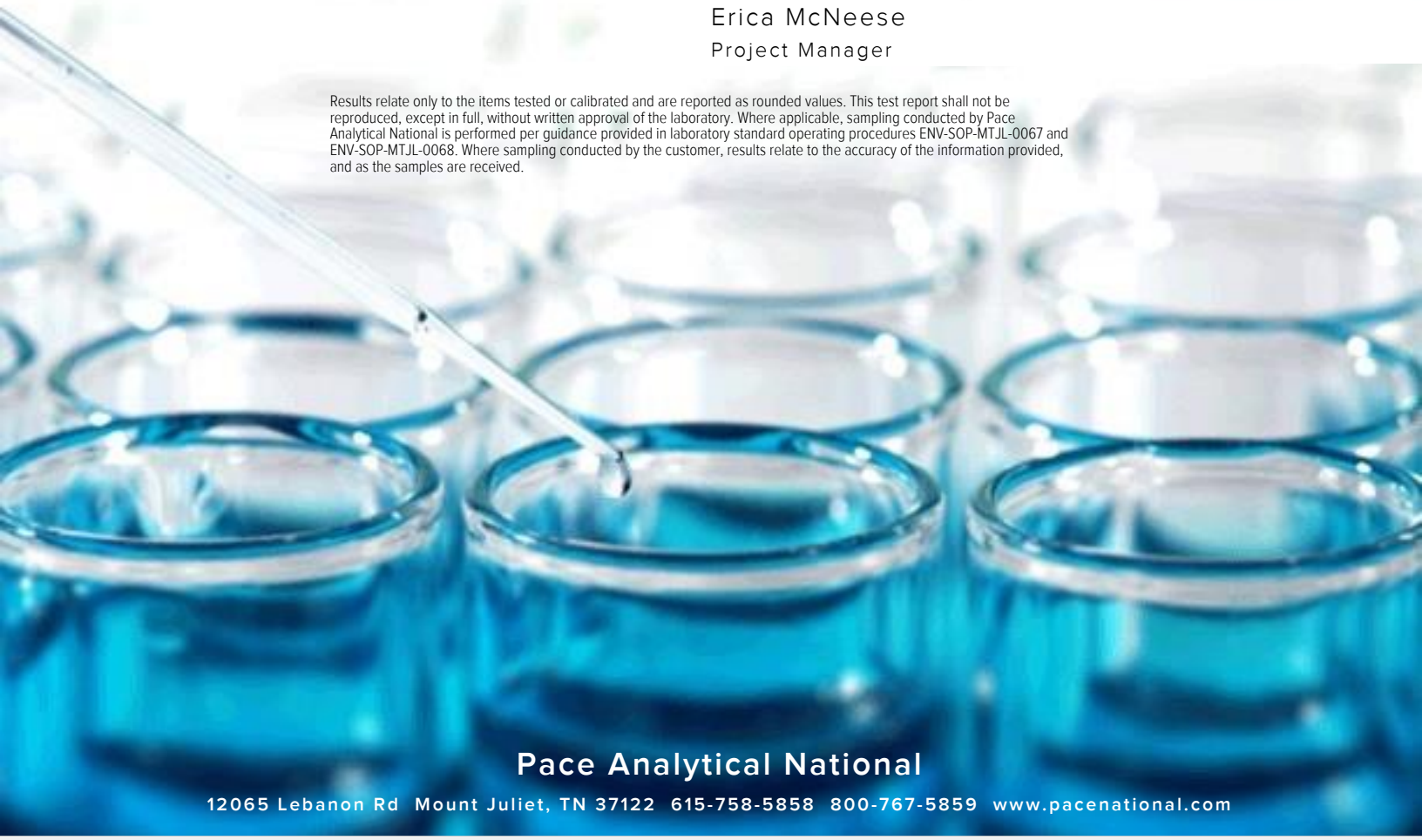

Pace Analytical National
12065 Lebanon Rd Mount Juliet, TN 37122 615-758-5858 800-767-5859 www.pacenational.com

TABLE OF CONTENTS

Cp: Cover Page 1

Tc: Table of Contents 2

Ss: Sample Summary 4

Cn: Case Narrative 13

Sr: Sample Results 14

MW-22-030624 L1712841-01 14

MW-32-030624 L1712841-02 15

MW-01-030624 L1712841-03 16

MW-10-030624 L1712841-04 17

MW-01B-030624 L1712841-05 18

MW-08-030624 L1712841-06 19

MW-44-030624 L1712841-07 20

MW-44B-030624 L1712841-08 21

MW-18-030624 L1712841-09 22

MW-11-030624 L1712841-10 23

MW-57-030624 L1712841-11 24

MW-16-030624 L1712841-12 25

MW-09-030624 L1712841-13 26

MW-27-030624 L1712841-14 27

MW-27B-030624 L1712841-15 28

MW-09B-030624 L1712841-16 29

MW-02-030624 L1712841-17 30

MW-56-030624 L1712841-18 31

MW-15-030624 L1712841-19 32

MW-02B-030624 L1712841-20 33

MW-15B-030624 L1712841-21 34

MW-47-030624 L1712841-22 35

MW-31-030624 L1712841-23 36

MW-31B-030624 L1712841-24 37

MW-28-030624 L1712841-25 38

MW-33-030624 L1712841-26 39

MW-33T-030624 L1712841-27 40

MW-49-030624 L1712841-28 41

MW-50B-030624 L1712841-29 42

MW-12-030624 L1712841-30 43

MW-12B-030624 L1712841-31 44

MW-48B-030624 L1712841-32 45

MW-52-030624 L1712841-33 46

MW-51-030624 L1712841-34 47

MW-35-030624 L1712841-35 48

MW-38B-030624 L1712841-36 49
MW-25-030624 L1712841-37 50
MW-25B-030624 L1712841-38 51
MW-13B-030624 L1712841-39 52
MW-14-030624 L1712841-40 53
MW-14B-030624 L1712841-41 54
MW-42-030624 L1712841-42 55
MW-24-030624 L1712841-43 56
MW-24B-030624 L1712841-44 57
MW-41-030624 L1712841-45 58
MW-41-D-030624 L1712841-46 59
MW-43-030624 L1712841-47 60
MW-43B-030624 L1712841-48 61
MW-60-030624 L1712841-49 62
MW-40-030624 L1712841-50 63
MW-34-030624 L1712841-51 64
MW-26-030624 L1712841-52 65
MW-26B-030624 L1712841-53 66
MW-39-030624 L1712841-54 67
FB01-030624 L1712841-55 68
TB01-030624 L1712841-56 69
MW-21-030624 L1712841-57 70
TB02-030624 L1712841-58 71
TB03-030624 L1712841-59 72
Qc: Quality Control Summary 73
Wet Chemistry by Method 2320 B-2011/4500CO2 D-2011 73
Wet Chemistry by Method 9056A 80
Volatile Organic Compounds (GC) by Method RSK175 84
Volatile Organic Compounds (GC/MS) by Method 8260D 87
Gl: Glossary of Terms 94
Al: Accreditations & Locations 95
Sc: Sample Chain of Custody 96

MW-22-030624 L1712841-01 GW

Collected by: TH/AF/DG/AW/MR | Collected date/time: 03/06/24 09:05 | Received date/time: 03/07/24 09:00

Method	Batch	Dilution	Preparation date/time	Analysis date/time	Analyst	Location
Wet Chemistry by Method 2320 B-2011	WG2244277	1	03/11/24 17:13	03/11/24 17:13	BJM	Mt. Juliet, TN
Wet Chemistry by Method 4500CO2 D-2011	WG2244277	1	03/11/24 17:13	03/11/24 17:13	BJM	Mt. Juliet, TN
Wet Chemistry by Method 9056A	WG2242089	1	03/07/24 22:41	03/07/24 22:41	GEB	Mt. Juliet, TN
Volatile Organic Compounds (GC) by Method RSK175	WG2242478	1	03/10/24 12:44	03/10/24 12:44	CCM	Mt. Juliet, TN
Volatile Organic Compounds (GC/MS) by Method 8260D	WG2243207	1	03/09/24 23:10	03/09/24 23:10	JAH	Mt. Juliet, TN

MW-32-030624 L1712841-02 GW

Collected by: TH/AF/DG/AW/MR | Collected date/time: 03/06/24 09:05 | Received date/time: 03/07/24 09:00

Method	Batch	Dilution	Preparation date/time	Analysis date/time	Analyst	Location
Wet Chemistry by Method 2320 B-2011	WG2245223	1	03/13/24 10:04	03/13/24 10:04	BJM	Mt. Juliet, TN
Wet Chemistry by Method 4500CO2 D-2011	WG2245223	1	03/13/24 10:04	03/13/24 10:04	BJM	Mt. Juliet, TN
Wet Chemistry by Method 9056A	WG2242089	1	03/07/24 22:55	03/07/24 22:55	GEB	Mt. Juliet, TN
Volatile Organic Compounds (GC) by Method RSK175	WG2242478	1	03/10/24 12:46	03/10/24 12:46	CCM	Mt. Juliet, TN
Volatile Organic Compounds (GC/MS) by Method 8260D	WG2243207	1	03/09/24 23:32	03/09/24 23:32	JAH	Mt. Juliet, TN

MW-01-030624 L1712841-03 GW

Collected by: TH/AF/DG/AW/MR | Collected date/time: 03/06/24 09:30 | Received date/time: 03/07/24 09:00

Method	Batch	Dilution	Preparation date/time	Analysis date/time	Analyst	Location
Wet Chemistry by Method 2320 B-2011	WG2245223	1	03/13/24 10:06	03/13/24 10:06	BJM	Mt. Juliet, TN
Wet Chemistry by Method 4500CO2 D-2011	WG2245223	1	03/13/24 10:06	03/13/24 10:06	BJM	Mt. Juliet, TN
Wet Chemistry by Method 9056A	WG2242089	1	03/07/24 23:09	03/07/24 23:09	GEB	Mt. Juliet, TN
Volatile Organic Compounds (GC) by Method RSK175	WG2242478	1	03/10/24 12:49	03/10/24 12:49	CCM	Mt. Juliet, TN
Volatile Organic Compounds (GC/MS) by Method 8260D	WG2243207	1	03/09/24 23:54	03/09/24 23:54	JAH	Mt. Juliet, TN

MW-10-030624 L1712841-04 GW

Collected by: TH/AF/DG/AW/MR | Collected date/time: 03/06/24 09:30 | Received date/time: 03/07/24 09:00

Method	Batch	Dilution	Preparation date/time	Analysis date/time	Analyst	Location
Wet Chemistry by Method 2320 B-2011	WG2243740	1	03/12/24 10:20	03/12/24 10:20	BJM	Mt. Juliet, TN
Wet Chemistry by Method 4500CO2 D-2011	WG2243740	1	03/12/24 10:20	03/12/24 10:20	BJM	Mt. Juliet, TN
Wet Chemistry by Method 9056A	WG2242089	1	03/07/24 23:23	03/07/24 23:23	GEB	Mt. Juliet, TN
Volatile Organic Compounds (GC) by Method RSK175	WG2242478	1	03/10/24 12:52	03/10/24 12:52	CCM	Mt. Juliet, TN
Volatile Organic Compounds (GC/MS) by Method 8260D	WG2243207	1	03/10/24 00:16	03/10/24 00:16	JAH	Mt. Juliet, TN

MW-01B-030624 L1712841-05 GW

Collected by: TH/AF/DG/AW/MR | Collected date/time: 03/06/24 09:40 | Received date/time: 03/07/24 09:00

Method	Batch	Dilution	Preparation date/time	Analysis date/time	Analyst	Location
Volatile Organic Compounds (GC/MS) by Method 8260D	WG2243207	1	03/10/24 00:38	03/10/24 00:38	JAH	Mt. Juliet, TN

MW-08-030624 L1712841-06 GW

Collected by: TH/AF/DG/AW/MR | Collected date/time: 03/06/24 09:55 | Received date/time: 03/07/24 09:00

Method	Batch	Dilution	Preparation date/time	Analysis date/time	Analyst	Location
Wet Chemistry by Method 2320 B-2011	WG2245223	1	03/13/24 10:08	03/13/24 10:08	BJM	Mt. Juliet, TN
Wet Chemistry by Method 4500CO2 D-2011	WG2245223	1	03/13/24 10:08	03/13/24 10:08	BJM	Mt. Juliet, TN
Wet Chemistry by Method 9056A	WG2242089	1	03/07/24 23:37	03/07/24 23:37	GEB	Mt. Juliet, TN
Volatile Organic Compounds (GC) by Method RSK175	WG2242478	1	03/10/24 12:54	03/10/24 12:54	CCM	Mt. Juliet, TN
Volatile Organic Compounds (GC/MS) by Method 8260D	WG2243207	1	03/10/24 01:00	03/10/24 01:00	JAH	Mt. Juliet, TN

MW-44-030624 L1712841-07 GW

Collected by: TH/AF/DG/AW/MR | Collected date/time: 03/06/24 09:55 | Received date/time: 03/07/24 09:00

Method	Batch	Dilution	Preparation date/time	Analysis date/time	Analyst	Location
Volatile Organic Compounds (GC/MS) by Method 8260D	WG2243207	1	03/10/24 01:22	03/10/24 01:22	JAH	Mt. Juliet, TN

MW-44B-030624 L1712841-08 GW

Collected by: TH/AF/DG/AW/MR | Collected date/time: 03/06/24 10:05 | Received date/time: 03/07/24 09:00

Method	Batch	Dilution	Preparation date/time	Analysis date/time	Analyst	Location
Volatile Organic Compounds (GC/MS) by Method 8260D	WG2243207	1	03/10/24 01:44	03/10/24 01:44	JAH	Mt. Juliet, TN

MW-18-030624 L1712841-09 GW

Collected by: TH/AF/DG/AW/MR | Collected date/time: 03/06/24 10:10 | Received date/time: 03/07/24 09:00

Method	Batch	Dilution	Preparation date/time	Analysis date/time	Analyst	Location
Wet Chemistry by Method 2320 B-2011	WG2243740	1	03/12/24 10:24	03/12/24 10:24	BJM	Mt. Juliet, TN
Wet Chemistry by Method 4500CO2 D-2011	WG2243740	1	03/12/24 10:24	03/12/24 10:24	BJM	Mt. Juliet, TN
Wet Chemistry by Method 9056A	WG2242089	1	03/08/24 00:32	03/08/24 00:32	GEB	Mt. Juliet, TN
Volatile Organic Compounds (GC) by Method RSK175	WG2242824	1	03/11/24 13:57	03/11/24 13:57	CCM	Mt. Juliet, TN
Volatile Organic Compounds (GC/MS) by Method 8260D	WG2243207	1	03/10/24 03:06	03/10/24 03:06	JAH	Mt. Juliet, TN
Volatile Organic Compounds (GC/MS) by Method 8260D	WG2245944	10	03/14/24 04:26	03/14/24 04:26	DWR	Mt. Juliet, TN

MW-11-030624 L1712841-10 GW

Collected by: TH/AF/DG/AW/MR | Collected date/time: 03/06/24 10:25 | Received date/time: 03/07/24 09:00

Method	Batch	Dilution	Preparation date/time	Analysis date/time	Analyst	Location
Wet Chemistry by Method 2320 B-2011	WG2243740	1	03/12/24 10:27	03/12/24 10:27	BJM	Mt. Juliet, TN
Wet Chemistry by Method 4500CO2 D-2011	WG2243740	1	03/12/24 10:27	03/12/24 10:27	BJM	Mt. Juliet, TN
Wet Chemistry by Method 9056A	WG2242089	1	03/08/24 00:46	03/08/24 00:46	GEB	Mt. Juliet, TN
Volatile Organic Compounds (GC) by Method RSK175	WG2242824	1	03/11/24 14:14	03/11/24 14:14	CCM	Mt. Juliet, TN
Volatile Organic Compounds (GC/MS) by Method 8260D	WG2243207	200	03/10/24 05:16	03/10/24 05:16	JAH	Mt. Juliet, TN

MW-57-030624 L1712841-11 GW

Collected by: TH/AF/DG/AW/MR | Collected date/time: 03/06/24 10:25 | Received date/time: 03/07/24 09:00

Method	Batch	Dilution	Preparation date/time	Analysis date/time	Analyst	Location
Volatile Organic Compounds (GC/MS) by Method 8260D	WG2243207	1	03/10/24 03:27	03/10/24 03:27	JAH	Mt. Juliet, TN
Volatile Organic Compounds (GC/MS) by Method 8260D	WG2245944	1	03/14/24 04:07	03/14/24 04:07	DWR	Mt. Juliet, TN

MW-16-030624 L1712841-12 GW

Collected by: TH/AF/DG/AW/MR | Collected date/time: 03/06/24 10:40 | Received date/time: 03/07/24 09:00

Method	Batch	Dilution	Preparation date/time	Analysis date/time	Analyst	Location
Volatile Organic Compounds (GC/MS) by Method 8260D	WG2243207	1	03/10/24 03:49	03/10/24 03:49	JAH	Mt. Juliet, TN
Volatile Organic Compounds (GC/MS) by Method 8260D	WG2245944	20	03/14/24 04:45	03/14/24 04:45	DWR	Mt. Juliet, TN

MW-09-030624 L1712841-13 GW

Collected by: TH/AF/DG/AW/MR | Collected date/time: 03/06/24 10:50 | Received date/time: 03/07/24 09:00

Method	Batch	Dilution	Preparation date/time	Analysis date/time	Analyst	Location
Wet Chemistry by Method 2320 B-2011	WG2243740	1	03/12/24 10:30	03/12/24 10:30	BJM	Mt. Juliet, TN
Wet Chemistry by Method 4500CO2 D-2011	WG2243740	1	03/12/24 10:30	03/12/24 10:30	BJM	Mt. Juliet, TN
Wet Chemistry by Method 9056A	WG2242089	1	03/08/24 01:28	03/08/24 01:28	GEB	Mt. Juliet, TN

MW-09-030624 L1712841-13 GW

Collected by: TH/AF/DG/AW/MR | Collected date/time: 03/06/24 10:50 | Received date/time: 03/07/24 09:00

Method	Batch	Dilution	Preparation date/time	Analysis date/time	Analyst	Location
Volatile Organic Compounds (GC) by Method RSK175	WG2242824	1	03/11/24 14:32	03/11/24 14:32	CCM	Mt. Juliet, TN
Volatile Organic Compounds (GC/MS) by Method 8260D	WG2243207	1	03/10/24 04:11	03/10/24 04:11	JAH	Mt. Juliet, TN
Volatile Organic Compounds (GC/MS) by Method 8260D	WG2245944	10	03/14/24 05:04	03/14/24 05:04	DWR	Mt. Juliet, TN

MW-27-030624 L1712841-14 GW

Collected by: TH/AF/DG/AW/MR | Collected date/time: 03/06/24 10:50 | Received date/time: 03/07/24 09:00

Method	Batch	Dilution	Preparation date/time	Analysis date/time	Analyst	Location
Volatile Organic Compounds (GC/MS) by Method 8260D	WG2243425	1	03/09/24 22:37	03/09/24 22:37	DYW	Mt. Juliet, TN

MW-27B-030624 L1712841-15 GW

Collected by: TH/AF/DG/AW/MR | Collected date/time: 03/06/24 11:00 | Received date/time: 03/07/24 09:00

Method	Batch	Dilution	Preparation date/time	Analysis date/time	Analyst	Location
Volatile Organic Compounds (GC/MS) by Method 8260D	WG2243425	1	03/09/24 22:55	03/09/24 22:55	DYW	Mt. Juliet, TN

MW-09B-030624 L1712841-16 GW

Collected by: TH/AF/DG/AW/MR | Collected date/time: 03/06/24 11:00 | Received date/time: 03/07/24 09:00

Method	Batch	Dilution	Preparation date/time	Analysis date/time	Analyst	Location
Volatile Organic Compounds (GC/MS) by Method 8260D	WG2243425	1	03/09/24 23:14	03/09/24 23:14	DYW	Mt. Juliet, TN

MW-02-030624 L1712841-17 GW

Collected by: TH/AF/DG/AW/MR | Collected date/time: 03/06/24 11:10 | Received date/time: 03/07/24 09:00

Method	Batch	Dilution	Preparation date/time	Analysis date/time	Analyst	Location
Wet Chemistry by Method 2320 B-2011	WG2245223	1	03/13/24 10:21	03/13/24 10:21	BJM	Mt. Juliet, TN
Wet Chemistry by Method 4500CO2 D-2011	WG2245223	1	03/13/24 10:21	03/13/24 10:21	BJM	Mt. Juliet, TN
Wet Chemistry by Method 9056A	WG2242089	1	03/08/24 01:42	03/08/24 01:42	GEB	Mt. Juliet, TN
Volatile Organic Compounds (GC) by Method RSK175	WG2242824	1	03/11/24 14:38	03/11/24 14:38	CCM	Mt. Juliet, TN
Volatile Organic Compounds (GC/MS) by Method 8260D	WG2243425	1	03/09/24 23:33	03/09/24 23:33	DYW	Mt. Juliet, TN

MW-56-030624 L1712841-18 GW

Collected by: TH/AF/DG/AW/MR | Collected date/time: 03/06/24 11:20 | Received date/time: 03/07/24 09:00

Method	Batch	Dilution	Preparation date/time	Analysis date/time	Analyst	Location
Wet Chemistry by Method 2320 B-2011	WG2245223	1	03/13/24 10:24	03/13/24 10:24	BJM	Mt. Juliet, TN
Wet Chemistry by Method 4500CO2 D-2011	WG2245223	1	03/13/24 10:24	03/13/24 10:24	BJM	Mt. Juliet, TN
Wet Chemistry by Method 9056A	WG2242089	1	03/08/24 01:56	03/08/24 01:56	GEB	Mt. Juliet, TN
Volatile Organic Compounds (GC) by Method RSK175	WG2242824	1	03/11/24 14:44	03/11/24 14:44	CCM	Mt. Juliet, TN
Volatile Organic Compounds (GC/MS) by Method 8260D	WG2243425	1	03/09/24 23:52	03/09/24 23:52	DYW	Mt. Juliet, TN

MW-15-030624 L1712841-19 GW

Collected by: TH/AF/DG/AW/MR | Collected date/time: 03/06/24 11:25 | Received date/time: 03/07/24 09:00

Method	Batch	Dilution	Preparation date/time	Analysis date/time	Analyst	Location
Wet Chemistry by Method 2320 B-2011	WG2243740	1	03/12/24 10:33	03/12/24 10:33	BJM	Mt. Juliet, TN
Wet Chemistry by Method 4500CO2 D-2011	WG2243740	1	03/12/24 10:33	03/12/24 10:33	BJM	Mt. Juliet, TN
Wet Chemistry by Method 9056A	WG2242089	1	03/08/24 02:37	03/08/24 02:37	GEB	Mt. Juliet, TN
Volatile Organic Compounds (GC) by Method RSK175	WG2242824	1	03/11/24 15:02	03/11/24 15:02	CCM	Mt. Juliet, TN

MW-15-030624 L1712841-19 GW

Collected by: TH/AF/DG/AW/MR | Collected date/time: 03/06/24 11:25 | Received date/time: 03/07/24 09:00

Method	Batch	Dilution	Preparation date/time	Analysis date/time	Analyst	Location
Volatile Organic Compounds (GC/MS) by Method 8260D	WG2243425	1	03/10/24 00:11	03/10/24 00:11	DYW	Mt. Juliet, TN

MW-02B-030624 L1712841-20 GW

Collected by: TH/AF/DG/AW/MR | Collected date/time: 03/06/24 11:25 | Received date/time: 03/07/24 09:00

Method	Batch	Dilution	Preparation date/time	Analysis date/time	Analyst	Location
Volatile Organic Compounds (GC/MS) by Method 8260D	WG2243425	1	03/10/24 00:30	03/10/24 00:30	DYW	Mt. Juliet, TN

MW-15B-030624 L1712841-21 GW

Collected by: TH/AF/DG/AW/MR | Collected date/time: 03/06/24 11:40 | Received date/time: 03/07/24 09:00

Method	Batch	Dilution	Preparation date/time	Analysis date/time	Analyst	Location
Volatile Organic Compounds (GC/MS) by Method 8260D	WG2243425	1	03/10/24 00:49	03/10/24 00:49	DYW	Mt. Juliet, TN

MW-47-030624 L1712841-22 GW

Collected by: TH/AF/DG/AW/MR | Collected date/time: 03/06/24 11:40 | Received date/time: 03/07/24 09:00

Method	Batch	Dilution	Preparation date/time	Analysis date/time	Analyst	Location
Volatile Organic Compounds (GC/MS) by Method 8260D	WG2243425	1	03/10/24 01:08	03/10/24 01:08	DYW	Mt. Juliet, TN

MW-31-030624 L1712841-23 GW

Collected by: TH/AF/DG/AW/MR | Collected date/time: 03/06/24 11:45 | Received date/time: 03/07/24 09:00

Method	Batch	Dilution	Preparation date/time	Analysis date/time	Analyst	Location
Volatile Organic Compounds (GC/MS) by Method 8260D	WG2243425	1	03/10/24 01:27	03/10/24 01:27	DYW	Mt. Juliet, TN

MW-31B-030624 L1712841-24 GW

Collected by: TH/AF/DG/AW/MR | Collected date/time: 03/06/24 11:55 | Received date/time: 03/07/24 09:00

Method	Batch	Dilution	Preparation date/time	Analysis date/time	Analyst	Location
Volatile Organic Compounds (GC/MS) by Method 8260D	WG2243425	1	03/10/24 01:45	03/10/24 01:45	DYW	Mt. Juliet, TN

MW-28-030624 L1712841-25 GW

Collected by: TH/AF/DG/AW/MR | Collected date/time: 03/06/24 13:30 | Received date/time: 03/07/24 09:00

Method	Batch	Dilution	Preparation date/time	Analysis date/time	Analyst	Location
Wet Chemistry by Method 2320 B-2011	WG2245223	1	03/13/24 10:26	03/13/24 10:26	BJM	Mt. Juliet, TN
Wet Chemistry by Method 4500CO2 D-2011	WG2245223	1	03/13/24 10:26	03/13/24 10:26	BJM	Mt. Juliet, TN
Wet Chemistry by Method 9056A	WG2242089	1	03/08/24 04:16	03/08/24 04:16	GEB	Mt. Juliet, TN
Volatile Organic Compounds (GC) by Method RSK175	WG2242824	1	03/11/24 15:04	03/11/24 15:04	CCM	Mt. Juliet, TN
Volatile Organic Compounds (GC/MS) by Method 8260D	WG2243425	1	03/10/24 03:04	03/10/24 03:04	DYW	Mt. Juliet, TN

MW-33-030624 L1712841-26 GW

Collected by: TH/AF/DG/AW/MR | Collected date/time: 03/06/24 13:30 | Received date/time: 03/07/24 09:00

Method	Batch	Dilution	Preparation date/time	Analysis date/time	Analyst	Location
Volatile Organic Compounds (GC/MS) by Method 8260D	WG2243425	1	03/10/24 03:23	03/10/24 03:23	DYW	Mt. Juliet, TN

MW-33T-030624 L1712841-27 GW

Collected by: TH/AF/DG/AW/MR | Collected date/time: 03/06/24 13:40 | Received date/time: 03/07/24 09:00

Method	Batch	Dilution	Preparation date/time	Analysis date/time	Analyst	Location
Volatile Organic Compounds (GC/MS) by Method 8260D	WG2243425	1	03/10/24 03:42	03/10/24 03:42	DYW	Mt. Juliet, TN

MW-49-030624 L1712841-28 GW

Collected by: TH/AF/DG/AW/MR | Collected date/time: 03/06/24 13:45 | Received date/time: 03/07/24 09:00

Method	Batch	Dilution	Preparation date/time	Analysis date/time	Analyst	Location
Volatile Organic Compounds (GC/MS) by Method 8260D	WG2243425	1	03/10/24 04:01	03/10/24 04:01	DYW	Mt. Juliet, TN

MW-50B-030624 L1712841-29 GW

Collected by: TH/AF/DG/AW/MR | Collected date/time: 03/06/24 13:55 | Received date/time: 03/07/24 09:00

Method	Batch	Dilution	Preparation date/time	Analysis date/time	Analyst	Location
Volatile Organic Compounds (GC/MS) by Method 8260D	WG2243464	1	03/09/24 23:49	03/09/24 23:49	JCP	Mt. Juliet, TN

MW-12-030624 L1712841-30 GW

Collected by: TH/AF/DG/AW/MR | Collected date/time: 03/06/24 13:55 | Received date/time: 03/07/24 09:00

Method	Batch	Dilution	Preparation date/time	Analysis date/time	Analyst	Location
Wet Chemistry by Method 2320 B-2011	WG2243740	1	03/12/24 10:35	03/12/24 10:35	BJM	Mt. Juliet, TN
Wet Chemistry by Method 4500CO2 D-2011	WG2243740	1	03/12/24 10:35	03/12/24 10:35	BJM	Mt. Juliet, TN
Wet Chemistry by Method 9056A	WG2242089	1	03/08/24 04:30	03/08/24 04:30	GEB	Mt. Juliet, TN
Volatile Organic Compounds (GC) by Method RSK175	WG2242824	1	03/11/24 15:15	03/11/24 15:15	CCM	Mt. Juliet, TN
Volatile Organic Compounds (GC/MS) by Method 8260D	WG2243464	1	03/10/24 00:13	03/10/24 00:13	JCP	Mt. Juliet, TN

MW-12B-030624 L1712841-31 GW

Collected by: TH/AF/DG/AW/MR | Collected date/time: 03/06/24 14:10 | Received date/time: 03/07/24 09:00

Method	Batch	Dilution	Preparation date/time	Analysis date/time	Analyst	Location
Volatile Organic Compounds (GC/MS) by Method 8260D	WG2243464	1	03/10/24 00:36	03/10/24 00:36	JCP	Mt. Juliet, TN

MW-48B-030624 L1712841-32 GW

Collected by: TH/AF/DG/AW/MR | Collected date/time: 03/06/24 14:05 | Received date/time: 03/07/24 09:00

Method	Batch	Dilution	Preparation date/time	Analysis date/time	Analyst	Location
Volatile Organic Compounds (GC/MS) by Method 8260D	WG2243464	1	03/10/24 01:00	03/10/24 01:00	JCP	Mt. Juliet, TN

MW-52-030624 L1712841-33 GW

Collected by: TH/AF/DG/AW/MR | Collected date/time: 03/06/24 14:15 | Received date/time: 03/07/24 09:00

Method	Batch	Dilution	Preparation date/time	Analysis date/time	Analyst	Location
Volatile Organic Compounds (GC/MS) by Method 8260D	WG2243464	1	03/10/24 01:23	03/10/24 01:23	JCP	Mt. Juliet, TN

MW-51-030624 L1712841-34 GW

Collected by: TH/AF/DG/AW/MR | Collected date/time: 03/06/24 14:20 | Received date/time: 03/07/24 09:00

Method	Batch	Dilution	Preparation date/time	Analysis date/time	Analyst	Location
Volatile Organic Compounds (GC/MS) by Method 8260D	WG2243464	1	03/10/24 01:46	03/10/24 01:46	JCP	Mt. Juliet, TN

MW-35-030624 L1712841-35 GW

Collected by: TH/AF/DG/AW/MR | Collected date/time: 03/06/24 14:20 | Received date/time: 03/07/24 09:00

Method	Batch	Dilution	Preparation date/time	Analysis date/time	Analyst	Location
Wet Chemistry by Method 2320 B-2011	WG2245223	1	03/13/24 10:33	03/13/24 10:33	BJM	Mt. Juliet, TN
Wet Chemistry by Method 4500CO2 D-2011	WG2245223	1	03/13/24 10:33	03/13/24 10:33	BJM	Mt. Juliet, TN
Wet Chemistry by Method 9056A	WG2242275	1	03/08/24 06:21	03/08/24 06:21	GEB	Mt. Juliet, TN
Volatile Organic Compounds (GC) by Method RSK175	WG2242824	1	03/11/24 15:23	03/11/24 15:23	CCM	Mt. Juliet, TN
Volatile Organic Compounds (GC/MS) by Method 8260D	WG2243464	1	03/10/24 03:09	03/10/24 03:09	JCP	Mt. Juliet, TN

MW-38B-030624 L1712841-36 GW

Collected by: TH/AF/DG/AW/MR | Collected date/time: 03/06/24 14:25 | Received date/time: 03/07/24 09:00

Method	Batch	Dilution	Preparation date/time	Analysis date/time	Analyst	Location
Volatile Organic Compounds (GC/MS) by Method 8260D	WG2243464	1	03/10/24 03:33	03/10/24 03:33	JCP	Mt. Juliet, TN

MW-25-030624 L1712841-37 GW

Collected by: TH/AF/DG/AW/MR | Collected date/time: 03/06/24 14:35 | Received date/time: 03/07/24 09:00

Method	Batch	Dilution	Preparation date/time	Analysis date/time	Analyst	Location
Wet Chemistry by Method 2320 B-2011	WG2245223	1	03/13/24 10:50	03/13/24 10:50	BJM	Mt. Juliet, TN
Wet Chemistry by Method 4500CO2 D-2011	WG2245223	1	03/13/24 10:50	03/13/24 10:50	BJM	Mt. Juliet, TN
Wet Chemistry by Method 9056A	WG2242275	1	03/08/24 06:35	03/08/24 06:35	GEB	Mt. Juliet, TN
Volatile Organic Compounds (GC) by Method RSK175	WG2242824	1	03/11/24 15:30	03/11/24 15:30	CCM	Mt. Juliet, TN
Volatile Organic Compounds (GC/MS) by Method 8260D	WG2243464	1	03/10/24 03:56	03/10/24 03:56	JCP	Mt. Juliet, TN

MW-25B-030624 L1712841-38 GW

Collected by: TH/AF/DG/AW/MR | Collected date/time: 03/06/24 14:45 | Received date/time: 03/07/24 09:00

Method	Batch	Dilution	Preparation date/time	Analysis date/time	Analyst	Location
Volatile Organic Compounds (GC/MS) by Method 8260D	WG2243464	1	03/10/24 04:19	03/10/24 04:19	JCP	Mt. Juliet, TN

MW-13B-030624 L1712841-39 GW

Collected by: TH/AF/DG/AW/MR | Collected date/time: 03/06/24 14:40 | Received date/time: 03/07/24 09:00

Method	Batch	Dilution	Preparation date/time	Analysis date/time	Analyst	Location
Volatile Organic Compounds (GC/MS) by Method 8260D	WG2243464	1	03/10/24 04:42	03/10/24 04:42	JCP	Mt. Juliet, TN
Volatile Organic Compounds (GC/MS) by Method 8260D	WG2244217	10	03/11/24 22:18	03/11/24 22:18	JCP	Mt. Juliet, TN

MW-14-030624 L1712841-40 GW

Collected by: TH/AF/DG/AW/MR | Collected date/time: 03/06/24 14:50 | Received date/time: 03/07/24 09:00

Method	Batch	Dilution	Preparation date/time	Analysis date/time	Analyst	Location
Volatile Organic Compounds (GC/MS) by Method 8260D	WG2243464	1	03/10/24 05:05	03/10/24 05:05	JCP	Mt. Juliet, TN
Volatile Organic Compounds (GC/MS) by Method 8260D	WG2244217	1	03/11/24 21:56	03/11/24 21:56	JCP	Mt. Juliet, TN

MW-14B-030624 L1712841-41 GW

Collected by: TH/AF/DG/AW/MR | Collected date/time: 03/06/24 15:00 | Received date/time: 03/07/24 09:00

Method	Batch	Dilution	Preparation date/time	Analysis date/time	Analyst	Location
Volatile Organic Compounds (GC/MS) by Method 8260D	WG2243464	1	03/10/24 05:29	03/10/24 05:29	JCP	Mt. Juliet, TN

MW-42-030624 L1712841-42 GW

Collected by: TH/AF/DG/AW/MR | Collected date/time: 03/06/24 14:55 | Received date/time: 03/07/24 09:00

Method	Batch	Dilution	Preparation date/time	Analysis date/time	Analyst	Location
Wet Chemistry by Method 2320 B-2011	WG2245223	1	03/13/24 10:53	03/13/24 10:53	BJM	Mt. Juliet, TN
Wet Chemistry by Method 4500CO2 D-2011	WG2245223	1	03/13/24 10:53	03/13/24 10:53	BJM	Mt. Juliet, TN
Wet Chemistry by Method 9056A	WG2242275	1	03/08/24 06:49	03/08/24 06:49	GEB	Mt. Juliet, TN
Volatile Organic Compounds (GC) by Method RSK175	WG2242824	1	03/11/24 15:32	03/11/24 15:32	CCM	Mt. Juliet, TN
Volatile Organic Compounds (GC/MS) by Method 8260D	WG2243464	1	03/10/24 05:53	03/10/24 05:53	JCP	Mt. Juliet, TN

MW-24-030624 L1712841-43 GW

Collected by: TH/AF/DG/AW/MR | Collected date/time: 03/06/24 15:05 | Received date/time: 03/07/24 09:00

Method	Batch	Dilution	Preparation date/time	Analysis date/time	Analyst	Location
Volatile Organic Compounds (GC/MS) by Method 8260D	WG2243464	1	03/10/24 06:17	03/10/24 06:17	JCP	Mt. Juliet, TN

MW-24B-030624 L1712841-44 GW

Collected by: TH/AF/DG/AW/MR | Collected date/time: 03/06/24 15:10 | Received date/time: 03/07/24 09:00

Method	Batch	Dilution	Preparation date/time	Analysis date/time	Analyst	Location
Volatile Organic Compounds (GC/MS) by Method 8260D	WG2243464	1	03/10/24 06:41	03/10/24 06:41	JCP	Mt. Juliet, TN

MW-41-030624 L1712841-45 GW

Collected by: TH/AF/DG/AW/MR | Collected date/time: 03/06/24 15:25 | Received date/time: 03/07/24 09:00

Method	Batch	Dilution	Preparation date/time	Analysis date/time	Analyst	Location
Volatile Organic Compounds (GC/MS) by Method 8260D	WG2243464	1	03/10/24 07:05	03/10/24 07:05	JCP	Mt. Juliet, TN

MW-41-D-030624 L1712841-46 GW

Collected by: TH/AF/DG/AW/MR | Collected date/time: 03/06/24 15:30 | Received date/time: 03/07/24 09:00

Method	Batch	Dilution	Preparation date/time	Analysis date/time	Analyst	Location
Volatile Organic Compounds (GC/MS) by Method 8260D	WG2243464	1	03/10/24 07:29	03/10/24 07:29	JCP	Mt. Juliet, TN

MW-43-030624 L1712841-47 GW

Collected by: TH/AF/DG/AW/MR | Collected date/time: 03/06/24 15:25 | Received date/time: 03/07/24 09:00

Method	Batch	Dilution	Preparation date/time	Analysis date/time	Analyst	Location
Volatile Organic Compounds (GC/MS) by Method 8260D	WG2243464	1	03/10/24 07:53	03/10/24 07:53	JCP	Mt. Juliet, TN

MW-43B-030624 L1712841-48 GW

Collected by: TH/AF/DG/AW/MR | Collected date/time: 03/06/24 15:30 | Received date/time: 03/07/24 09:00

Method	Batch	Dilution	Preparation date/time	Analysis date/time	Analyst	Location
Volatile Organic Compounds (GC/MS) by Method 8260D	WG2243464	1	03/10/24 08:17	03/10/24 08:17	JCP	Mt. Juliet, TN

MW-60-030624 L1712841-49 GW

Collected by: TH/AF/DG/AW/MR | Collected date/time: 03/06/24 15:00 | Received date/time: 03/07/24 09:00

Method	Batch	Dilution	Preparation date/time	Analysis date/time	Analyst	Location
Volatile Organic Compounds (GC/MS) by Method 8260D	WG2243657	1	03/10/24 20:01	03/10/24 20:01	DYW	Mt. Juliet, TN

MW-40-030624 L1712841-50 GW

Collected by: TH/AF/DG/AW/MR | Collected date/time: 03/06/24 15:40 | Received date/time: 03/07/24 09:00

Method	Batch	Dilution	Preparation date/time	Analysis date/time	Analyst	Location
Wet Chemistry by Method 2320 B-2011	WG2245223	1	03/13/24 11:11	03/13/24 11:11	BJM	Mt. Juliet, TN
Wet Chemistry by Method 4500CO2 D-2011	WG2245223	1	03/13/24 11:11	03/13/24 11:11	BJM	Mt. Juliet, TN
Wet Chemistry by Method 9056A	WG2242275	1	03/08/24 07:03	03/08/24 07:03	GEB	Mt. Juliet, TN
Volatile Organic Compounds (GC) by Method RSK175	WG2242824	1	03/11/24 15:35	03/11/24 15:35	CCM	Mt. Juliet, TN
Volatile Organic Compounds (GC/MS) by Method 8260D	WG2243657	1	03/10/24 20:23	03/10/24 20:23	DYW	Mt. Juliet, TN

MW-34-030624 L1712841-51 GW

Collected by: TH/AF/DG/AW/MR | Collected date/time: 03/06/24 16:00 | Received date/time: 03/07/24 09:00

Method	Batch	Dilution	Preparation date/time	Analysis date/time	Analyst	Location
Volatile Organic Compounds (GC/MS) by Method 8260D	WG2243657	1	03/10/24 20:46	03/10/24 20:46	DYW	Mt. Juliet, TN

MW-26-030624 L1712841-52 GW

Collected by: TH/AF/DG/AW/MR | Collected date/time: 03/06/24 16:20 | Received date/time: 03/07/24 09:00

Method	Batch	Dilution	Preparation date/time	Analysis date/time	Analyst	Location
Volatile Organic Compounds (GC/MS) by Method 8260D	WG2243657	1	03/10/24 21:09	03/10/24 21:09	DYW	Mt. Juliet, TN

MW-26B-030624 L1712841-53 GW

Collected by: TH/AF/DG/AW/MR | Collected date/time: 03/06/24 16:30 | Received date/time: 03/07/24 09:00

Method	Batch	Dilution	Preparation date/time	Analysis date/time	Analyst	Location
Volatile Organic Compounds (GC/MS) by Method 8260D	WG2243657	1	03/10/24 21:31	03/10/24 21:31	DYW	Mt. Juliet, TN

MW-39-030624 L1712841-54 GW

Collected by: TH/AF/DG/AW/MR | Collected date/time: 03/06/24 15:50 | Received date/time: 03/07/24 09:00

Method	Batch	Dilution	Preparation date/time	Analysis date/time	Analyst	Location
Volatile Organic Compounds (GC/MS) by Method 8260D	WG2243657	1	03/10/24 21:54	03/10/24 21:54	DYW	Mt. Juliet, TN

FB01-030624 L1712841-55 GW

Collected by: TH/AF/DG/AW/MR | Collected date/time: 03/06/24 16:00 | Received date/time: 03/07/24 09:00

Method	Batch	Dilution	Preparation date/time	Analysis date/time	Analyst	Location
Volatile Organic Compounds (GC/MS) by Method 8260D	WG2243657	1	03/10/24 22:17	03/10/24 22:17	DYW	Mt. Juliet, TN

TB01-030624 L1712841-56 GW

Collected by: TH/AF/DG/AW/MR | Collected date/time: 03/06/24 00:00 | Received date/time: 03/07/24 09:00

Method	Batch	Dilution	Preparation date/time	Analysis date/time	Analyst	Location
Volatile Organic Compounds (GC/MS) by Method 8260D	WG2243657	1	03/10/24 16:36	03/10/24 16:36	DYW	Mt. Juliet, TN
Volatile Organic Compounds (GC/MS) by Method 8260D	WG2244384	1	03/11/24 20:23	03/11/24 20:23	JAH	Mt. Juliet, TN

MW-21-030624 L1712841-57 GW

Collected by: TH/AF/DG/AW/MR
Collected date/time: 03/06/24 17:25
Received date/time: 03/07/24 09:00

Method	Batch	Dilution	Preparation date/time	Analysis date/time	Analyst	Location
Volatile Organic Compounds (GC/MS) by Method 8260D	WG2243657	1	03/10/24 22:40	03/10/24 22:40	DYW	Mt. Juliet, TN

TB02-030624 L1712841-58 GW

Collected by: TH/AF/DG/AW/MR
Collected date/time: 03/06/24 00:00
Received date/time: 03/07/24 09:00

Method	Batch	Dilution	Preparation date/time	Analysis date/time	Analyst	Location
Volatile Organic Compounds (GC/MS) by Method 8260D	WG2243657	1	03/10/24 16:58	03/10/24 16:58	DYW	Mt. Juliet, TN

TB03-030624 L1712841-59 GW

Collected by: TH/AF/DG/AW/MR
Collected date/time: 03/06/24 00:00
Received date/time: 03/07/24 09:00

Method	Batch	Dilution	Preparation date/time	Analysis date/time	Analyst	Location
Volatile Organic Compounds (GC/MS) by Method 8260D	WG2243657	1	03/10/24 17:21	03/10/24 17:21	DYW	Mt. Juliet, TN

CASE NARRATIVE

All sample aliquots were received at the correct temperature, in the proper containers, with the appropriate preservatives, and within method specified holding times, unless qualified or notated within the report. Where applicable, all MDL (LOD) and RDL (LOQ) values reported for environmental samples have been corrected for the dilution factor used in the analysis. All Method and Batch Quality Control are within established criteria except where addressed in this case narrative, a non-conformance form or properly qualified within the sample results. By my digital signature below, I affirm to the best of my knowledge, all problems/anomalies observed by the laboratory as having the potential to affect the quality of the data have been identified by the laboratory, and no information or data have been knowingly withheld that would affect the quality of the data.



Erica McNeese
Project Manager

Wet Chemistry by Method 2320 B-2011/4500CO2 D-2011

Analyte	Result ug/l	Qualifier	RDL ug/l	Dilution	Analysis date / time	Batch
Alkalinity	23700		20000	1	03/11/2024 17:13	WG2244277
Free Carbon Dioxide	97000	B T8	20000	1	03/11/2024 17:13	WG2244277

Sample Narrative:

L1712841-01 WG2244277: Endpoint pH 4.5 Headspace

Wet Chemistry by Method 9056A

Analyte	Result ug/l	Qualifier	RDL ug/l	Dilution	Analysis date / time	Batch
Nitrate as (N)	5750		100	1	03/07/2024 22:41	WG2242089
Sulfate	29300		5000	1	03/07/2024 22:41	WG2242089

Volatile Organic Compounds (GC) by Method RSK175

Analyte	Result ug/l	Qualifier	RDL ug/l	Dilution	Analysis date / time	Batch
Methane	ND		10.0	1	03/10/2024 12:44	WG2242478

Volatile Organic Compounds (GC/MS) by Method 8260D

Analyte	Result ug/l	Qualifier	RDL ug/l	Dilution	Analysis date / time	Batch
Benzene	ND		1.00	1	03/09/2024 23:10	WG2243207
Toluene	ND		1.00	1	03/09/2024 23:10	WG2243207
Ethylbenzene	ND		1.00	1	03/09/2024 23:10	WG2243207
Total Xylenes	ND		3.00	1	03/09/2024 23:10	WG2243207
Methyl tert-butyl ether	ND		1.00	1	03/09/2024 23:10	WG2243207
Naphthalene	ND		5.00	1	03/09/2024 23:10	WG2243207
1,2-Dichloroethane	ND		1.00	1	03/09/2024 23:10	WG2243207
(S) Toluene-d8	*88.1*		*80.0-120*		*03/09/2024 23:10*	WG2243207
(S) 4-Bromofluorobenzene	*98.3*		*77.0-126*		*03/09/2024 23:10*	WG2243207
(S) 1,2-Dichloroethane-d4	*81.6*		*70.0-130*		*03/09/2024 23:10*	WG2243207

Wet Chemistry by Method 2320 B-2011/4500CO2 D-2011

Analyte	Result ug/l	Qualifier	RDL ug/l	Dilution	Analysis date / time	Batch
Alkalinity	ND		20000	1	03/13/2024 10:04	WG2245223
Free Carbon Dioxide	41600	B T8	20000	1	03/13/2024 10:04	WG2245223

Sample Narrative:

L1712841-02 WG2245223: Endpoint pH 4.5 Headspace

Wet Chemistry by Method 9056A

Analyte	Result ug/l	Qualifier	RDL ug/l	Dilution	Analysis date / time	Batch
Nitrate as (N)	ND		100	1	03/07/2024 22:55	WG2242089
Sulfate	ND		5000	1	03/07/2024 22:55	WG2242089

Volatile Organic Compounds (GC) by Method RSK175

Analyte	Result ug/l	Qualifier	RDL ug/l	Dilution	Analysis date / time	Batch
Methane	ND		10.0	1	03/10/2024 12:46	WG2242478

Volatile Organic Compounds (GC/MS) by Method 8260D

Analyte	Result ug/l	Qualifier	RDL ug/l	Dilution	Analysis date / time	Batch
Benzene	ND		1.00	1	03/09/2024 23:32	WG2243207
Toluene	ND		1.00	1	03/09/2024 23:32	WG2243207
Ethylbenzene	ND		1.00	1	03/09/2024 23:32	WG2243207
Total Xylenes	ND		3.00	1	03/09/2024 23:32	WG2243207
Methyl tert-butyl ether	ND		1.00	1	03/09/2024 23:32	WG2243207
Naphthalene	ND		5.00	1	03/09/2024 23:32	WG2243207
1,2-Dichloroethane	ND		1.00	1	03/09/2024 23:32	WG2243207
(S) Toluene-d8	*89.8*		*80.0-120*		*03/09/2024 23:32*	WG2243207
(S) 4-Bromofluorobenzene	*103*		*77.0-126*		*03/09/2024 23:32*	WG2243207
(S) 1,2-Dichloroethane-d4	*84.6*		*70.0-130*		*03/09/2024 23:32*	WG2243207

Wet Chemistry by Method 2320 B-2011/4500CO2 D-2011

Analyte	Result ug/l	Qualifier	RDL ug/l	Dilution	Analysis date / time	Batch
Alkalinity	ND		20000	1	03/13/2024 10:06	WG2245223
Free Carbon Dioxide	35100	B T8	20000	1	03/13/2024 10:06	WG2245223

Sample Narrative:

L1712841-03 WG2245223: Endpoint pH 4.5 Headspace

Wet Chemistry by Method 9056A

Analyte	Result ug/l	Qualifier	RDL ug/l	Dilution	Analysis date / time	Batch
Nitrate as (N)	202		100	1	03/07/2024 23:09	WG2242089
Sulfate	ND		5000	1	03/07/2024 23:09	WG2242089

Volatile Organic Compounds (GC) by Method RSK175

Analyte	Result ug/l	Qualifier	RDL ug/l	Dilution	Analysis date / time	Batch
Methane	ND		10.0	1	03/10/2024 12:49	WG2242478

Volatile Organic Compounds (GC/MS) by Method 8260D

Analyte	Result ug/l	Qualifier	RDL ug/l	Dilution	Analysis date / time	Batch
Benzene	ND		1.00	1	03/09/2024 23:54	WG2243207
Toluene	ND		1.00	1	03/09/2024 23:54	WG2243207
Ethylbenzene	ND		1.00	1	03/09/2024 23:54	WG2243207
Total Xylenes	ND		3.00	1	03/09/2024 23:54	WG2243207
Methyl tert-butyl ether	ND		1.00	1	03/09/2024 23:54	WG2243207
Naphthalene	ND		5.00	1	03/09/2024 23:54	WG2243207
1,2-Dichloroethane	ND		1.00	1	03/09/2024 23:54	WG2243207
(S) Toluene-d8	*88.9*		*80.0-120*		*03/09/2024 23:54*	WG2243207
(S) 4-Bromofluorobenzene	*101*		*77.0-126*		*03/09/2024 23:54*	WG2243207
(S) 1,2-Dichloroethane-d4	*83.0*		*70.0-130*		*03/09/2024 23:54*	WG2243207

Wet Chemistry by Method 2320 B-2011/4500CO2 D-2011

Analyte	Result ug/l	Qualifier	RDL ug/l	Dilution	Analysis date / time	Batch
Alkalinity	ND		20000	1	03/12/2024 10:20	WG2243740
Free Carbon Dioxide	ND	T8	20000	1	03/12/2024 10:20	WG2243740

Sample Narrative:

L1712841-04 WG2243740: Endpoint pH 4.5 Headspace

Wet Chemistry by Method 9056A

Analyte	Result ug/l	Qualifier	RDL ug/l	Dilution	Analysis date / time	Batch
Nitrate as (N)	ND		100	1	03/07/2024 23:23	WG2242089
Sulfate	ND		5000	1	03/07/2024 23:23	WG2242089

Volatile Organic Compounds (GC) by Method RSK175

Analyte	Result ug/l	Qualifier	RDL ug/l	Dilution	Analysis date / time	Batch
Methane	ND		10.0	1	03/10/2024 12:52	WG2242478

Volatile Organic Compounds (GC/MS) by Method 8260D

Analyte	Result ug/l	Qualifier	RDL ug/l	Dilution	Analysis date / time	Batch
Benzene	ND		1.00	1	03/10/2024 00:16	WG2243207
Toluene	ND		1.00	1	03/10/2024 00:16	WG2243207
Ethylbenzene	ND		1.00	1	03/10/2024 00:16	WG2243207
Total Xylenes	ND		3.00	1	03/10/2024 00:16	WG2243207
Methyl tert-butyl ether	ND		1.00	1	03/10/2024 00:16	WG2243207
Naphthalene	ND		5.00	1	03/10/2024 00:16	WG2243207
1,2-Dichloroethane	ND		1.00	1	03/10/2024 00:16	WG2243207
(S) Toluene-d8	*91.4*		*80.0-120*		*03/10/2024 00:16*	WG2243207
(S) 4-Bromofluorobenzene	*104*		*77.0-126*		*03/10/2024 00:16*	WG2243207
(S) 1,2-Dichloroethane-d4	*81.5*		*70.0-130*		*03/10/2024 00:16*	WG2243207

Volatile Organic Compounds (GC/MS) by Method 8260D

Analyte	Result	Qualifier	RDL	Dilution	Analysis	Batch
	ug/l		ug/l		date / time	
Benzene	ND		1.00	1	03/10/2024 00:38	WG2243207
Toluene	ND		1.00	1	03/10/2024 00:38	WG2243207
Ethylbenzene	ND		1.00	1	03/10/2024 00:38	WG2243207
Total Xylenes	ND		3.00	1	03/10/2024 00:38	WG2243207
Methyl tert-butyl ether	ND		1.00	1	03/10/2024 00:38	WG2243207
Naphthalene	ND		5.00	1	03/10/2024 00:38	WG2243207
1,2-Dichloroethane	ND		1.00	1	03/10/2024 00:38	WG2243207
(S) Toluene-d8	*91.8*		*80.0-120*		*03/10/2024 00:38*	WG2243207
(S) 4-Bromofluorobenzene	*99.9*		*77.0-126*		*03/10/2024 00:38*	WG2243207
(S) 1,2-Dichloroethane-d4	*83.3*		*70.0-130*		*03/10/2024 00:38*	WG2243207

Wet Chemistry by Method 2320 B-2011/4500CO2 D-2011

Analyte	Result ug/l	Qualifier	RDL ug/l	Dilution	Analysis date / time	Batch
Alkalinity	ND		20000	1	03/13/2024 10:08	WG2245223
Free Carbon Dioxide	20000	B T8	20000	1	03/13/2024 10:08	WG2245223

Sample Narrative:

L1712841-06 WG2245223: Endpoint pH 4.5 Headspace

Wet Chemistry by Method 9056A

Analyte	Result ug/l	Qualifier	RDL ug/l	Dilution	Analysis date / time	Batch
Nitrate as (N)	ND		100	1	03/07/2024 23:37	WG2242089
Sulfate	ND		5000	1	03/07/2024 23:37	WG2242089

Volatile Organic Compounds (GC) by Method RSK175

Analyte	Result ug/l	Qualifier	RDL ug/l	Dilution	Analysis date / time	Batch
Methane	ND		10.0	1	03/10/2024 12:54	WG2242478

Volatile Organic Compounds (GC/MS) by Method 8260D

Analyte	Result ug/l	Qualifier	RDL ug/l	Dilution	Analysis date / time	Batch
Benzene	ND		1.00	1	03/10/2024 01:00	WG2243207
Toluene	ND		1.00	1	03/10/2024 01:00	WG2243207
Ethylbenzene	ND		1.00	1	03/10/2024 01:00	WG2243207
Total Xylenes	ND		3.00	1	03/10/2024 01:00	WG2243207
Methyl tert-butyl ether	ND		1.00	1	03/10/2024 01:00	WG2243207
Naphthalene	ND		5.00	1	03/10/2024 01:00	WG2243207
1,2-Dichloroethane	ND		1.00	1	03/10/2024 01:00	WG2243207
(S) Toluene-d8	*85.9*		*80.0-120*		*03/10/2024 01:00*	WG2243207
(S) 4-Bromofluorobenzene	*101*		*77.0-126*		*03/10/2024 01:00*	WG2243207
(S) 1,2-Dichloroethane-d4	*85.9*		*70.0-130*		*03/10/2024 01:00*	WG2243207

Volatile Organic Compounds (GC/MS) by Method 8260D

Analyte	Result	Qualifier	RDL	Dilution	Analysis	Batch
	ug/l		ug/l		date / time	
Benzene	ND		1.00	1	03/10/2024 01:22	WG2243207
Toluene	ND		1.00	1	03/10/2024 01:22	WG2243207
Ethylbenzene	ND		1.00	1	03/10/2024 01:22	WG2243207
Total Xylenes	ND		3.00	1	03/10/2024 01:22	WG2243207
Methyl tert-butyl ether	ND		1.00	1	03/10/2024 01:22	WG2243207
Naphthalene	ND		5.00	1	03/10/2024 01:22	WG2243207
1,2-Dichloroethane	ND		1.00	1	03/10/2024 01:22	WG2243207
(S) Toluene-d8	*89.2*		*80.0-120*		*03/10/2024 01:22*	WG2243207
(S) 4-Bromofluorobenzene	*100*		*77.0-126*		*03/10/2024 01:22*	WG2243207
(S) 1,2-Dichloroethane-d4	*82.2*		*70.0-130*		*03/10/2024 01:22*	WG2243207

Volatile Organic Compounds (GC/MS) by Method 8260D

Analyte	Result	Qualifier	RDL	Dilution	Analysis	Batch
	ug/l		ug/l		date / time	
Benzene	ND		1.00	1	03/10/2024 01:44	WG2243207
Toluene	ND		1.00	1	03/10/2024 01:44	WG2243207
Ethylbenzene	ND		1.00	1	03/10/2024 01:44	WG2243207
Total Xylenes	ND		3.00	1	03/10/2024 01:44	WG2243207
Methyl tert-butyl ether	ND		1.00	1	03/10/2024 01:44	WG2243207
Naphthalene	ND		5.00	1	03/10/2024 01:44	WG2243207
1,2-Dichloroethane	ND		1.00	1	03/10/2024 01:44	WG2243207
(S) Toluene-d8	*89.9*		*80.0-120*		*03/10/2024 01:44*	WG2243207
(S) 4-Bromofluorobenzene	*102*		*77.0-126*		*03/10/2024 01:44*	WG2243207
(S) 1,2-Dichloroethane-d4	*82.8*		*70.0-130*		*03/10/2024 01:44*	WG2243207

Wet Chemistry by Method 2320 B-2011/4500CO2 D-2011

Analyte	Result ug/l	Qualifier	RDL ug/l	Dilution	Analysis date / time	Batch
Alkalinity	ND		20000	1	03/12/2024 10:24	WG2243740
Free Carbon Dioxide	32200	B T8	20000	1	03/12/2024 10:24	WG2243740

Sample Narrative:

L1712841-09 WG2243740: Endpoint pH 4.5 Headspace

Wet Chemistry by Method 9056A

Analyte	Result ug/l	Qualifier	RDL ug/l	Dilution	Analysis date / time	Batch
Nitrate as (N)	ND		100	1	03/08/2024 00:32	WG2242089
Sulfate	ND		5000	1	03/08/2024 00:32	WG2242089

Volatile Organic Compounds (GC) by Method RSK175

Analyte	Result ug/l	Qualifier	RDL ug/l	Dilution	Analysis date / time	Batch
Methane	1090		10.0	1	03/11/2024 13:57	WG2242824

Volatile Organic Compounds (GC/MS) by Method 8260D

Analyte	Result ug/l	Qualifier	RDL ug/l	Dilution	Analysis date / time	Batch
Benzene	8.09		1.00	1	03/10/2024 03:06	WG2243207
Toluene	652		10.0	10	03/14/2024 04:26	WG2245944
Ethylbenzene	111		10.0	10	03/14/2024 04:26	WG2245944
Total Xylenes	753		30.0	10	03/14/2024 04:26	WG2245944
Methyl tert-butyl ether	4.56		1.00	1	03/10/2024 03:06	WG2243207
Naphthalene	281		50.0	10	03/14/2024 04:26	WG2245944
1,2-Dichloroethane	ND		1.00	1	03/10/2024 03:06	WG2243207
(S) Toluene-d8	*97.8*		*80.0-120*		*03/10/2024 03:06*	WG2243207
(S) Toluene-d8	*115*		*80.0-120*		*03/14/2024 04:26*	WG2245944
(S) 4-Bromofluorobenzene	*97.6*		*77.0-126*		*03/10/2024 03:06*	WG2243207
(S) 4-Bromofluorobenzene	*88.6*		*77.0-126*		*03/14/2024 04:26*	WG2245944
(S) 1,2-Dichloroethane-d4	*72.0*		*70.0-130*		*03/10/2024 03:06*	WG2243207
(S) 1,2-Dichloroethane-d4	*87.5*		*70.0-130*		*03/14/2024 04:26*	WG2245944

Wet Chemistry by Method 2320 B-2011/4500CO2 D-2011

Analyte	Result ug/l	Qualifier	RDL ug/l	Dilution	Analysis date / time	Batch
Alkalinity	113000		20000	1	03/12/2024 10:27	WG2243740
Free Carbon Dioxide	170000	T8	20000	1	03/12/2024 10:27	WG2243740

Sample Narrative:

L1712841-10 WG2243740: Endpoint pH 4.5 Headspace

Wet Chemistry by Method 9056A

Analyte	Result ug/l	Qualifier	RDL ug/l	Dilution	Analysis date / time	Batch
Nitrate as (N)	ND		100	1	03/08/2024 00:46	WG2242089
Sulfate	ND		5000	1	03/08/2024 00:46	WG2242089

Volatile Organic Compounds (GC) by Method RSK175

Analyte	Result ug/l	Qualifier	RDL ug/l	Dilution	Analysis date / time	Batch
Methane	155		10.0	1	03/11/2024 14:14	WG2242824

Volatile Organic Compounds (GC/MS) by Method 8260D

Analyte	Result ug/l	Qualifier	RDL ug/l	Dilution	Analysis date / time	Batch
Benzene	1930		200	200	03/10/2024 05:16	WG2243207
Toluene	1280		200	200	03/10/2024 05:16	WG2243207
Ethylbenzene	2320		200	200	03/10/2024 05:16	WG2243207
Total Xylenes	9770		600	200	03/10/2024 05:16	WG2243207
Methyl tert-butyl ether	ND		200	200	03/10/2024 05:16	WG2243207
Naphthalene	ND		1000	200	03/10/2024 05:16	WG2243207
1,2-Dichloroethane	ND		200	200	03/10/2024 05:16	WG2243207
(S) Toluene-d8	*90.1*		*80.0-120*		*03/10/2024 05:16*	WG2243207
(S) 4-Bromofluorobenzene	*100*		*77.0-126*		*03/10/2024 05:16*	WG2243207
(S) 1,2-Dichloroethane-d4	*80.6*		*70.0-130*		*03/10/2024 05:16*	WG2243207

Volatile Organic Compounds (GC/MS) by Method 8260D

Analyte	Result	Qualifier	RDL	Dilution	Analysis	Batch
	ug/l		ug/l		date / time	
Benzene	ND		1.00	1	03/10/2024 03:27	WG2243207
Toluene	ND		1.00	1	03/14/2024 04:07	WG2245944
Ethylbenzene	ND		1.00	1	03/14/2024 04:07	WG2245944
Total Xylenes	ND		3.00	1	03/14/2024 04:07	WG2245944
Methyl tert-butyl ether	ND		1.00	1	03/10/2024 03:27	WG2243207
Naphthalene	ND		5.00	1	03/14/2024 04:07	WG2245944
1,2-Dichloroethane	ND		1.00	1	03/10/2024 03:27	WG2243207
(S) Toluene-d8	*87.1*		*80.0-120*		*03/10/2024 03:27*	WG2243207
(S) Toluene-d8	*113*		*80.0-120*		*03/14/2024 04:07*	WG2245944
(S) 4-Bromofluorobenzene	*102*		*77.0-126*		*03/10/2024 03:27*	WG2243207
(S) 4-Bromofluorobenzene	*93.0*		*77.0-126*		*03/14/2024 04:07*	WG2245944
(S) 1,2-Dichloroethane-d4	*82.3*		*70.0-130*		*03/10/2024 03:27*	WG2243207
(S) 1,2-Dichloroethane-d4	*89.9*		*70.0-130*		*03/14/2024 04:07*	WG2245944

Volatile Organic Compounds (GC/MS) by Method 8260D

Analyte	Result	Qualifier	RDL	Dilution	Analysis	Batch
	ug/l		ug/l		date / time	
Benzene	22.5		1.00	1	03/10/2024 03:49	WG2243207
Toluene	1350		20.0	20	03/14/2024 04:45	WG2245944
Ethylbenzene	39.7		1.00	1	03/10/2024 03:49	WG2243207
Total Xylenes	319		60.0	20	03/14/2024 04:45	WG2245944
Methyl tert-butyl ether	3.50		1.00	1	03/10/2024 03:49	WG2243207
Naphthalene	31.0		5.00	1	03/10/2024 03:49	WG2243207
1,2-Dichloroethane	ND		1.00	1	03/10/2024 03:49	WG2243207
(S) Toluene-d8	*95.3*		*80.0-120*		*03/10/2024 03:49*	WG2243207
(S) Toluene-d8	*114*		*80.0-120*		*03/14/2024 04:45*	WG2245944
(S) 4-Bromofluorobenzene	*96.1*		*77.0-126*		*03/10/2024 03:49*	WG2243207
(S) 4-Bromofluorobenzene	*93.8*		*77.0-126*		*03/14/2024 04:45*	WG2245944
(S) 1,2-Dichloroethane-d4	*76.8*		*70.0-130*		*03/10/2024 03:49*	WG2243207
(S) 1,2-Dichloroethane-d4	*86.4*		*70.0-130*		*03/14/2024 04:45*	WG2245944

Wet Chemistry by Method 2320 B-2011/4500CO2 D-2011

Analyte	Result	Qualifier	RDL	Dilution	Analysis	Batch
	ug/l		ug/l		date / time	
Alkalinity	37100		20000	1	03/12/2024 10:30	WG2243740
Free Carbon Dioxide	67800	B T8	20000	1	03/12/2024 10:30	WG2243740

Sample Narrative:

L1712841-13 WG2243740: Endpoint pH 4.5 Headspace

Wet Chemistry by Method 9056A

Analyte	Result	Qualifier	RDL	Dilution	Analysis	Batch
	ug/l		ug/l		date / time	
Nitrate as (N)	ND		100	1	03/08/2024 01:28	WG2242089
Sulfate	ND		5000	1	03/08/2024 01:28	WG2242089

Volatile Organic Compounds (GC) by Method RSK175

Analyte	Result	Qualifier	RDL	Dilution	Analysis	Batch
	ug/l		ug/l		date / time	
Methane	ND		10.0	1	03/11/2024 14:32	WG2242824

Volatile Organic Compounds (GC/MS) by Method 8260D

Analyte	Result	Qualifier	RDL	Dilution	Analysis	Batch
	ug/l		ug/l		date / time	
Benzene	ND		1.00	1	03/10/2024 04:11	WG2243207
Toluene	11.8		1.00	1	03/10/2024 04:11	WG2243207
Ethylbenzene	138		10.0	10	03/14/2024 05:04	WG2245944
Total Xylenes	699		30.0	10	03/14/2024 05:04	WG2245944
Methyl tert-butyl ether	ND		1.00	1	03/10/2024 04:11	WG2243207
Naphthalene	34.5		5.00	1	03/10/2024 04:11	WG2243207
1,2-Dichloroethane	ND		1.00	1	03/10/2024 04:11	WG2243207
(S) Toluene-d8	*99.2*		*80.0-120*		*03/10/2024 04:11*	WG2243207
(S) Toluene-d8	*107*		*80.0-120*		*03/14/2024 05:04*	WG2245944
(S) 4-Bromofluorobenzene	*101*		*77.0-126*		*03/10/2024 04:11*	WG2243207
(S) 4-Bromofluorobenzene	*95.6*		*77.0-126*		*03/14/2024 05:04*	WG2245944
(S) 1,2-Dichloroethane-d4	*83.6*		*70.0-130*		*03/10/2024 04:11*	WG2243207
(S) 1,2-Dichloroethane-d4	*86.4*		*70.0-130*		*03/14/2024 05:04*	WG2245944

Volatile Organic Compounds (GC/MS) by Method 8260D

Analyte	Result	Qualifier	RDL	Dilution	Analysis	Batch
	ug/l		ug/l		date / time	
Benzene	ND		1.00	1	03/09/2024 22:37	WG2243425
Toluene	ND		1.00	1	03/09/2024 22:37	WG2243425
Ethylbenzene	ND		1.00	1	03/09/2024 22:37	WG2243425
Total Xylenes	ND		3.00	1	03/09/2024 22:37	WG2243425
Methyl tert-butyl ether	ND		1.00	1	03/09/2024 22:37	WG2243425
Naphthalene	ND		5.00	1	03/09/2024 22:37	WG2243425
1,2-Dichloroethane	ND		1.00	1	03/09/2024 22:37	WG2243425
(S) Toluene-d8	*110*		*80.0-120*		*03/09/2024 22:37*	WG2243425
(S) 4-Bromofluorobenzene	*100*		*77.0-126*		*03/09/2024 22:37*	WG2243425
(S) 1,2-Dichloroethane-d4	*90.5*		*70.0-130*		*03/09/2024 22:37*	WG2243425

Volatile Organic Compounds (GC/MS) by Method 8260D

Analyte	Result	Qualifier	RDL	Dilution	Analysis	Batch
	ug/l		ug/l		date / time	
Benzene	ND		1.00	1	03/09/2024 22:55	WG2243425
Toluene	ND		1.00	1	03/09/2024 22:55	WG2243425
Ethylbenzene	ND		1.00	1	03/09/2024 22:55	WG2243425
Total Xylenes	ND		3.00	1	03/09/2024 22:55	WG2243425
Methyl tert-butyl ether	ND		1.00	1	03/09/2024 22:55	WG2243425
Naphthalene	ND		5.00	1	03/09/2024 22:55	WG2243425
1,2-Dichloroethane	ND		1.00	1	03/09/2024 22:55	WG2243425
(S) Toluene-d8	*112*		*80.0-120*		*03/09/2024 22:55*	WG2243425
(S) 4-Bromofluorobenzene	*101*		*77.0-126*		*03/09/2024 22:55*	WG2243425
(S) 1,2-Dichloroethane-d4	*89.1*		*70.0-130*		*03/09/2024 22:55*	WG2243425

Volatile Organic Compounds (GC/MS) by Method 8260D

Analyte	Result	Qualifier	RDL	Dilution	Analysis	Batch
	ug/l		ug/l		date / time	
Benzene	ND		1.00	1	03/09/2024 23:14	WG2243425
Toluene	2.21		1.00	1	03/09/2024 23:14	WG2243425
Ethylbenzene	ND		1.00	1	03/09/2024 23:14	WG2243425
Total Xylenes	4.86		3.00	1	03/09/2024 23:14	WG2243425
Methyl tert-butyl ether	ND		1.00	1	03/09/2024 23:14	WG2243425
Naphthalene	ND		5.00	1	03/09/2024 23:14	WG2243425
1,2-Dichloroethane	ND		1.00	1	03/09/2024 23:14	WG2243425
(S) Toluene-d8	*116*		*80.0-120*		*03/09/2024 23:14*	WG2243425
(S) 4-Bromofluorobenzene	*103*		*77.0-126*		*03/09/2024 23:14*	WG2243425
(S) 1,2-Dichloroethane-d4	*85.3*		*70.0-130*		*03/09/2024 23:14*	WG2243425

Wet Chemistry by Method 2320 B-2011/4500CO2 D-2011

Analyte	Result ug/l	Qualifier	RDL ug/l	Dilution	Analysis date / time	Batch
Alkalinity	44500		20000	1	03/13/2024 10:21	WG2245223
Free Carbon Dioxide	81000	B T8	20000	1	03/13/2024 10:21	WG2245223

Sample Narrative:

L1712841-17 WG2245223: Endpoint pH 4.5 Headspace

Wet Chemistry by Method 9056A

Analyte	Result ug/l	Qualifier	RDL ug/l	Dilution	Analysis date / time	Batch
Nitrate as (N)	ND		100	1	03/08/2024 01:42	WG2242089
Sulfate	7350		5000	1	03/08/2024 01:42	WG2242089

Volatile Organic Compounds (GC) by Method RSK175

Analyte	Result ug/l	Qualifier	RDL ug/l	Dilution	Analysis date / time	Batch
Methane	ND		10.0	1	03/11/2024 14:38	WG2242824

Volatile Organic Compounds (GC/MS) by Method 8260D

Analyte	Result ug/l	Qualifier	RDL ug/l	Dilution	Analysis date / time	Batch
Benzene	ND		1.00	1	03/09/2024 23:33	WG2243425
Toluene	ND		1.00	1	03/09/2024 23:33	WG2243425
Ethylbenzene	14.7		1.00	1	03/09/2024 23:33	WG2243425
Total Xylenes	25.2		3.00	1	03/09/2024 23:33	WG2243425
Methyl tert-butyl ether	ND		1.00	1	03/09/2024 23:33	WG2243425
Naphthalene	47.6		5.00	1	03/09/2024 23:33	WG2243425
1,2-Dichloroethane	ND		1.00	1	03/09/2024 23:33	WG2243425
(S) Toluene-d8	*108*		*80.0-120*		*03/09/2024 23:33*	WG2243425
(S) 4-Bromofluorobenzene	*95.4*		*77.0-126*		*03/09/2024 23:33*	WG2243425
(S) 1,2-Dichloroethane-d4	*90.2*		*70.0-130*		*03/09/2024 23:33*	WG2243425

Wet Chemistry by Method 2320 B-2011/4500CO2 D-2011

Analyte	Result	Qualifier	RDL	Dilution	Analysis	Batch
	ug/l		ug/l		date / time	
Alkalinity	ND		20000	1	03/13/2024 10:24	WG2245223
Free Carbon Dioxide	55400	B T8	20000	1	03/13/2024 10:24	WG2245223

Sample Narrative:

L1712841-18 WG2245223: Endpoint pH 4.5 Headspace

Wet Chemistry by Method 9056A

Analyte	Result	Qualifier	RDL	Dilution	Analysis	Batch
	ug/l		ug/l		date / time	
Nitrate as (N)	ND		100	1	03/08/2024 01:56	WG2242089
Sulfate	36400	J6	5000	1	03/08/2024 01:56	WG2242089

Volatile Organic Compounds (GC) by Method RSK175

Analyte	Result	Qualifier	RDL	Dilution	Analysis	Batch
	ug/l		ug/l		date / time	
Methane	21.3		10.0	1	03/11/2024 14:44	WG2242824

Volatile Organic Compounds (GC/MS) by Method 8260D

Analyte	Result	Qualifier	RDL	Dilution	Analysis	Batch
	ug/l		ug/l		date / time	
Benzene	116		1.00	1	03/09/2024 23:52	WG2243425
Toluene	ND		1.00	1	03/09/2024 23:52	WG2243425
Ethylbenzene	ND		1.00	1	03/09/2024 23:52	WG2243425
Total Xylenes	3.61		3.00	1	03/09/2024 23:52	WG2243425
Methyl tert-butyl ether	30.7		1.00	1	03/09/2024 23:52	WG2243425
Naphthalene	ND		5.00	1	03/09/2024 23:52	WG2243425
1,2-Dichloroethane	ND		1.00	1	03/09/2024 23:52	WG2243425
(S) Toluene-d8	*112*		*80.0-120*		*03/09/2024 23:52*	WG2243425
(S) 4-Bromofluorobenzene	*101*		*77.0-126*		*03/09/2024 23:52*	WG2243425
(S) 1,2-Dichloroethane-d4	*85.6*		*70.0-130*		*03/09/2024 23:52*	WG2243425

Wet Chemistry by Method 2320 B-2011/4500CO2 D-2011

Analyte	Result ug/l	Qualifier	RDL ug/l	Dilution	Analysis date / time	Batch
Alkalinity	ND		20000	1	03/12/2024 10:33	WG2243740
Free Carbon Dioxide	59000	B T8	20000	1	03/12/2024 10:33	WG2243740

Sample Narrative:

L1712841-19 WG2243740: Endpoint pH 4.5 Headspace

Wet Chemistry by Method 9056A

Analyte	Result ug/l	Qualifier	RDL ug/l	Dilution	Analysis date / time	Batch
Nitrate as (N)	1280		100	1	03/08/2024 02:37	WG2242089
Sulfate	5370		5000	1	03/08/2024 02:37	WG2242089

Volatile Organic Compounds (GC) by Method RSK175

Analyte	Result ug/l	Qualifier	RDL ug/l	Dilution	Analysis date / time	Batch
Methane	ND		10.0	1	03/11/2024 15:02	WG2242824

Volatile Organic Compounds (GC/MS) by Method 8260D

Analyte	Result ug/l	Qualifier	RDL ug/l	Dilution	Analysis date / time	Batch
Benzene	ND		1.00	1	03/10/2024 00:11	WG2243425
Toluene	ND		1.00	1	03/10/2024 00:11	WG2243425
Ethylbenzene	ND		1.00	1	03/10/2024 00:11	WG2243425
Total Xylenes	ND		3.00	1	03/10/2024 00:11	WG2243425
Methyl tert-butyl ether	ND		1.00	1	03/10/2024 00:11	WG2243425
Naphthalene	ND		5.00	1	03/10/2024 00:11	WG2243425
1,2-Dichloroethane	ND		1.00	1	03/10/2024 00:11	WG2243425
(S) Toluene-d8	*109*		*80.0-120*		*03/10/2024 00:11*	WG2243425
(S) 4-Bromofluorobenzene	*98.8*		*77.0-126*		*03/10/2024 00:11*	WG2243425
(S) 1,2-Dichloroethane-d4	*86.2*		*70.0-130*		*03/10/2024 00:11*	WG2243425

Volatile Organic Compounds (GC/MS) by Method 8260D

Analyte	Result	Qualifier	RDL	Dilution	Analysis	Batch
	ug/l		ug/l		date / time	
Benzene	ND		1.00	1	03/10/2024 00:30	WG2243425
Toluene	ND		1.00	1	03/10/2024 00:30	WG2243425
Ethylbenzene	ND		1.00	1	03/10/2024 00:30	WG2243425
Total Xylenes	ND		3.00	1	03/10/2024 00:30	WG2243425
Methyl tert-butyl ether	ND		1.00	1	03/10/2024 00:30	WG2243425
Naphthalene	ND		5.00	1	03/10/2024 00:30	WG2243425
1,2-Dichloroethane	ND		1.00	1	03/10/2024 00:30	WG2243425
(S) Toluene-d8	*113*		*80.0-120*		*03/10/2024 00:30*	WG2243425
(S) 4-Bromofluorobenzene	*101*		*77.0-126*		*03/10/2024 00:30*	WG2243425
(S) 1,2-Dichloroethane-d4	*86.9*		*70.0-130*		*03/10/2024 00:30*	WG2243425

Volatile Organic Compounds (GC/MS) by Method 8260D

Analyte	Result	Qualifier	RDL	Dilution	Analysis	Batch
	ug/l		ug/l		date / time	
Benzene	86.4		1.00	1	03/10/2024 00:49	WG2243425
Toluene	2.94		1.00	1	03/10/2024 00:49	WG2243425
Ethylbenzene	ND		1.00	1	03/10/2024 00:49	WG2243425
Total Xylenes	5.74		3.00	1	03/10/2024 00:49	WG2243425
Methyl tert-butyl ether	59.5		1.00	1	03/10/2024 00:49	WG2243425
Naphthalene	ND		5.00	1	03/10/2024 00:49	WG2243425
1,2-Dichloroethane	ND		1.00	1	03/10/2024 00:49	WG2243425
(S) Toluene-d8	*115*		*80.0-120*		*03/10/2024 00:49*	WG2243425
(S) 4-Bromofluorobenzene	*102*		*77.0-126*		*03/10/2024 00:49*	WG2243425
(S) 1,2-Dichloroethane-d4	*94.3*		*70.0-130*		*03/10/2024 00:49*	WG2243425

Volatile Organic Compounds (GC/MS) by Method 8260D

Analyte	Result	Qualifier	RDL	Dilution	Analysis	Batch
	ug/l		ug/l		date / time	
Benzene	ND		1.00	1	03/10/2024 01:08	WG2243425
Toluene	ND		1.00	1	03/10/2024 01:08	WG2243425
Ethylbenzene	ND		1.00	1	03/10/2024 01:08	WG2243425
Total Xylenes	ND		3.00	1	03/10/2024 01:08	WG2243425
Methyl tert-butyl ether	ND		1.00	1	03/10/2024 01:08	WG2243425
Naphthalene	ND		5.00	1	03/10/2024 01:08	WG2243425
1,2-Dichloroethane	ND		1.00	1	03/10/2024 01:08	WG2243425
(S) Toluene-d8	*112*		*80.0-120*		*03/10/2024 01:08*	WG2243425
(S) 4-Bromofluorobenzene	*98.6*		*77.0-126*		*03/10/2024 01:08*	WG2243425
(S) 1,2-Dichloroethane-d4	*87.0*		*70.0-130*		*03/10/2024 01:08*	WG2243425

Volatile Organic Compounds (GC/MS) by Method 8260D

Analyte	Result	Qualifier	RDL	Dilution	Analysis	Batch
	ug/l		ug/l		date / time	
Benzene	ND		1.00	1	03/10/2024 01:27	WG2243425
Toluene	ND		1.00	1	03/10/2024 01:27	WG2243425
Ethylbenzene	ND		1.00	1	03/10/2024 01:27	WG2243425
Total Xylenes	ND		3.00	1	03/10/2024 01:27	WG2243425
Methyl tert-butyl ether	ND		1.00	1	03/10/2024 01:27	WG2243425
Naphthalene	ND		5.00	1	03/10/2024 01:27	WG2243425
1,2-Dichloroethane	ND		1.00	1	03/10/2024 01:27	WG2243425
(S) Toluene-d8	*115*		*80.0-120*		*03/10/2024 01:27*	WG2243425
(S) 4-Bromofluorobenzene	*101*		*77.0-126*		*03/10/2024 01:27*	WG2243425
(S) 1,2-Dichloroethane-d4	*89.9*		*70.0-130*		*03/10/2024 01:27*	WG2243425

Volatile Organic Compounds (GC/MS) by Method 8260D

Analyte	Result	Qualifier	RDL	Dilution	Analysis	Batch
	ug/l		ug/l		date / time	
Benzene	ND		1.00	1	03/10/2024 01:45	WG2243425
Toluene	ND		1.00	1	03/10/2024 01:45	WG2243425
Ethylbenzene	ND		1.00	1	03/10/2024 01:45	WG2243425
Total Xylenes	ND		3.00	1	03/10/2024 01:45	WG2243425
Methyl tert-butyl ether	ND		1.00	1	03/10/2024 01:45	WG2243425
Naphthalene	ND		5.00	1	03/10/2024 01:45	WG2243425
1,2-Dichloroethane	ND		1.00	1	03/10/2024 01:45	WG2243425
(S) Toluene-d8	*110*		*80.0-120*		*03/10/2024 01:45*	WG2243425
(S) 4-Bromofluorobenzene	*102*		*77.0-126*		*03/10/2024 01:45*	WG2243425
(S) 1,2-Dichloroethane-d4	*87.9*		*70.0-130*		*03/10/2024 01:45*	WG2243425

Wet Chemistry by Method 2320 B-2011/4500CO2 D-2011

Analyte	Result ug/l	Qualifier	RDL ug/l	Dilution	Analysis date / time	Batch
Alkalinity	ND		20000	1	03/13/2024 10:26	WG2245223
Free Carbon Dioxide	70300	B T8	20000	1	03/13/2024 10:26	WG2245223

Sample Narrative:

L1712841-25 WG2245223: Endpoint pH 4.5 Headspace

Wet Chemistry by Method 9056A

Analyte	Result ug/l	Qualifier	RDL ug/l	Dilution	Analysis date / time	Batch
Nitrate as (N)	1150		100	1	03/08/2024 04:16	WG2242089
Sulfate	23500		5000	1	03/08/2024 04:16	WG2242089

Volatile Organic Compounds (GC) by Method RSK175

Analyte	Result ug/l	Qualifier	RDL ug/l	Dilution	Analysis date / time	Batch
Methane	ND		10.0	1	03/11/2024 15:04	WG2242824

Volatile Organic Compounds (GC/MS) by Method 8260D

Analyte	Result ug/l	Qualifier	RDL ug/l	Dilution	Analysis date / time	Batch
Benzene	ND		1.00	1	03/10/2024 03:04	WG2243425
Toluene	ND		1.00	1	03/10/2024 03:04	WG2243425
Ethylbenzene	ND		1.00	1	03/10/2024 03:04	WG2243425
Total Xylenes	ND		3.00	1	03/10/2024 03:04	WG2243425
Methyl tert-butyl ether	ND		1.00	1	03/10/2024 03:04	WG2243425
Naphthalene	ND		5.00	1	03/10/2024 03:04	WG2243425
1,2-Dichloroethane	ND		1.00	1	03/10/2024 03:04	WG2243425
(S) Toluene-d8	*111*		*80.0-120*		*03/10/2024 03:04*	WG2243425
(S) 4-Bromofluorobenzene	*94.9*		*77.0-126*		*03/10/2024 03:04*	WG2243425
(S) 1,2-Dichloroethane-d4	*90.2*		*70.0-130*		*03/10/2024 03:04*	WG2243425

Volatile Organic Compounds (GC/MS) by Method 8260D

Analyte	Result	Qualifier	RDL	Dilution	Analysis	Batch
	ug/l		ug/l		date / time	
Benzene	ND		1.00	1	03/10/2024 03:23	WG2243425
Toluene	ND		1.00	1	03/10/2024 03:23	WG2243425
Ethylbenzene	ND		1.00	1	03/10/2024 03:23	WG2243425
Total Xylenes	ND		3.00	1	03/10/2024 03:23	WG2243425
Methyl tert-butyl ether	ND		1.00	1	03/10/2024 03:23	WG2243425
Naphthalene	ND		5.00	1	03/10/2024 03:23	WG2243425
1,2-Dichloroethane	ND		1.00	1	03/10/2024 03:23	WG2243425
(S) Toluene-d8	*114*		*80.0-120*		*03/10/2024 03:23*	WG2243425
(S) 4-Bromofluorobenzene	*100*		*77.0-126*		*03/10/2024 03:23*	WG2243425
(S) 1,2-Dichloroethane-d4	*88.8*		*70.0-130*		*03/10/2024 03:23*	WG2243425

Volatile Organic Compounds (GC/MS) by Method 8260D

Analyte	Result	Qualifier	RDL	Dilution	Analysis	Batch
	ug/l		ug/l		date / time	
Benzene	ND		1.00	1	03/10/2024 03:42	WG2243425
Toluene	ND		1.00	1	03/10/2024 03:42	WG2243425
Ethylbenzene	ND		1.00	1	03/10/2024 03:42	WG2243425
Total Xylenes	ND		3.00	1	03/10/2024 03:42	WG2243425
Methyl tert-butyl ether	ND		1.00	1	03/10/2024 03:42	WG2243425
Naphthalene	ND		5.00	1	03/10/2024 03:42	WG2243425
1,2-Dichloroethane	ND		1.00	1	03/10/2024 03:42	WG2243425
(S) Toluene-d8	*114*		*80.0-120*		*03/10/2024 03:42*	WG2243425
(S) 4-Bromofluorobenzene	*99.2*		*77.0-126*		*03/10/2024 03:42*	WG2243425
(S) 1,2-Dichloroethane-d4	*89.3*		*70.0-130*		*03/10/2024 03:42*	WG2243425

Volatile Organic Compounds (GC/MS) by Method 8260D

Analyte	Result	Qualifier	RDL	Dilution	Analysis	Batch
	ug/l		ug/l		date / time	
Benzene	ND		1.00	1	03/10/2024 04:01	WG2243425
Toluene	ND		1.00	1	03/10/2024 04:01	WG2243425
Ethylbenzene	ND		1.00	1	03/10/2024 04:01	WG2243425
Total Xylenes	ND		3.00	1	03/10/2024 04:01	WG2243425
Methyl tert-butyl ether	ND		1.00	1	03/10/2024 04:01	WG2243425
Naphthalene	ND		5.00	1	03/10/2024 04:01	WG2243425
1,2-Dichloroethane	ND		1.00	1	03/10/2024 04:01	WG2243425
(S) Toluene-d8	*111*		*80.0-120*		*03/10/2024 04:01*	WG2243425
(S) 4-Bromofluorobenzene	*98.6*		*77.0-126*		*03/10/2024 04:01*	WG2243425
(S) 1,2-Dichloroethane-d4	*89.6*		*70.0-130*		*03/10/2024 04:01*	WG2243425

Volatile Organic Compounds (GC/MS) by Method 8260D

Analyte	Result	Qualifier	RDL	Dilution	Analysis	Batch
	ug/l		ug/l		date / time	
Benzene	ND		1.00	1	03/09/2024 23:49	WG2243464
Toluene	ND		1.00	1	03/09/2024 23:49	WG2243464
Ethylbenzene	ND		1.00	1	03/09/2024 23:49	WG2243464
Total Xylenes	ND		3.00	1	03/09/2024 23:49	WG2243464
Methyl tert-butyl ether	19.1		1.00	1	03/09/2024 23:49	WG2243464
Naphthalene	ND		5.00	1	03/09/2024 23:49	WG2243464
1,2-Dichloroethane	ND		1.00	1	03/09/2024 23:49	WG2243464
(S) Toluene-d8	*109*		*80.0-120*		*03/09/2024 23:49*	WG2243464
(S) 4-Bromofluorobenzene	*104*		*77.0-126*		*03/09/2024 23:49*	WG2243464
(S) 1,2-Dichloroethane-d4	*114*		*70.0-130*		*03/09/2024 23:49*	WG2243464

Wet Chemistry by Method 2320 B-2011/4500CO2 D-2011

Analyte	Result ug/l	Qualifier	RDL ug/l	Dilution	Analysis date / time	Batch
Alkalinity	ND		20000	1	03/12/2024 10:35	WG2243740
Free Carbon Dioxide	52500	B T8	20000	1	03/12/2024 10:35	WG2243740

Sample Narrative:

L1712841-30 WG2243740: Endpoint pH 4.5 Headspace

Wet Chemistry by Method 9056A

Analyte	Result ug/l	Qualifier	RDL ug/l	Dilution	Analysis date / time	Batch
Nitrate as (N)	262		100	1	03/08/2024 04:30	WG2242089
Sulfate	6500		5000	1	03/08/2024 04:30	WG2242089

Volatile Organic Compounds (GC) by Method RSK175

Analyte	Result ug/l	Qualifier	RDL ug/l	Dilution	Analysis date / time	Batch
Methane	ND		10.0	1	03/11/2024 15:15	WG2242824

Volatile Organic Compounds (GC/MS) by Method 8260D

Analyte	Result ug/l	Qualifier	RDL ug/l	Dilution	Analysis date / time	Batch
Benzene	ND		1.00	1	03/10/2024 00:13	WG2243464
Toluene	ND		1.00	1	03/10/2024 00:13	WG2243464
Ethylbenzene	ND		1.00	1	03/10/2024 00:13	WG2243464
Total Xylenes	ND		3.00	1	03/10/2024 00:13	WG2243464
Methyl tert-butyl ether	ND		1.00	1	03/10/2024 00:13	WG2243464
Naphthalene	ND		5.00	1	03/10/2024 00:13	WG2243464
1,2-Dichloroethane	ND		1.00	1	03/10/2024 00:13	WG2243464
(S) Toluene-d8	*105*		*80.0-120*		*03/10/2024 00:13*	WG2243464
(S) 4-Bromofluorobenzene	*97.2*		*77.0-126*		*03/10/2024 00:13*	WG2243464
(S) 1,2-Dichloroethane-d4	*111*		*70.0-130*		*03/10/2024 00:13*	WG2243464

Volatile Organic Compounds (GC/MS) by Method 8260D

Analyte	Result	Qualifier	RDL	Dilution	Analysis	Batch
	ug/l		ug/l		date / time	
Benzene	ND		1.00	1	03/10/2024 00:36	WG2243464
Toluene	ND		1.00	1	03/10/2024 00:36	WG2243464
Ethylbenzene	ND		1.00	1	03/10/2024 00:36	WG2243464
Total Xylenes	ND		3.00	1	03/10/2024 00:36	WG2243464
Methyl tert-butyl ether	ND		1.00	1	03/10/2024 00:36	WG2243464
Naphthalene	ND		5.00	1	03/10/2024 00:36	WG2243464
1,2-Dichloroethane	ND		1.00	1	03/10/2024 00:36	WG2243464
(S) Toluene-d8	*107*		*80.0-120*		*03/10/2024 00:36*	WG2243464
(S) 4-Bromofluorobenzene	*103*		*77.0-126*		*03/10/2024 00:36*	WG2243464
(S) 1,2-Dichloroethane-d4	*113*		*70.0-130*		*03/10/2024 00:36*	WG2243464

Volatile Organic Compounds (GC/MS) by Method 8260D

Analyte	Result	Qualifier	RDL	Dilution	Analysis	Batch
	ug/l		ug/l		date / time	
Benzene	ND		1.00	1	03/10/2024 01:00	WG2243464
Toluene	ND		1.00	1	03/10/2024 01:00	WG2243464
Ethylbenzene	ND		1.00	1	03/10/2024 01:00	WG2243464
Total Xylenes	ND		3.00	1	03/10/2024 01:00	WG2243464
Methyl tert-butyl ether	1.08		1.00	1	03/10/2024 01:00	WG2243464
Naphthalene	ND		5.00	1	03/10/2024 01:00	WG2243464
1,2-Dichloroethane	ND		1.00	1	03/10/2024 01:00	WG2243464
(S) Toluene-d8	*112*		*80.0-120*		*03/10/2024 01:00*	WG2243464
(S) 4-Bromofluorobenzene	*97.4*		*77.0-126*		*03/10/2024 01:00*	WG2243464
(S) 1,2-Dichloroethane-d4	*114*		*70.0-130*		*03/10/2024 01:00*	WG2243464

Volatile Organic Compounds (GC/MS) by Method 8260D

Analyte	Result	Qualifier	RDL	Dilution	Analysis	Batch
	ug/l		ug/l		date / time	
Benzene	ND		1.00	1	03/10/2024 01:23	WG2243464
Toluene	ND		1.00	1	03/10/2024 01:23	WG2243464
Ethylbenzene	ND		1.00	1	03/10/2024 01:23	WG2243464
Total Xylenes	ND		3.00	1	03/10/2024 01:23	WG2243464
Methyl tert-butyl ether	4.77		1.00	1	03/10/2024 01:23	WG2243464
Naphthalene	ND		5.00	1	03/10/2024 01:23	WG2243464
1,2-Dichloroethane	ND		1.00	1	03/10/2024 01:23	WG2243464
(S) Toluene-d8	*108*		*80.0-120*		*03/10/2024 01:23*	WG2243464
(S) 4-Bromofluorobenzene	*99.9*		*77.0-126*		*03/10/2024 01:23*	WG2243464
(S) 1,2-Dichloroethane-d4	*111*		*70.0-130*		*03/10/2024 01:23*	WG2243464

Volatile Organic Compounds (GC/MS) by Method 8260D

Analyte	Result	Qualifier	RDL	Dilution	Analysis	Batch
	ug/l		ug/l		date / time	
Benzene	ND		1.00	1	03/10/2024 01:46	WG2243464
Toluene	ND		1.00	1	03/10/2024 01:46	WG2243464
Ethylbenzene	ND		1.00	1	03/10/2024 01:46	WG2243464
Total Xylenes	ND		3.00	1	03/10/2024 01:46	WG2243464
Methyl tert-butyl ether	ND		1.00	1	03/10/2024 01:46	WG2243464
Naphthalene	ND		5.00	1	03/10/2024 01:46	WG2243464
1,2-Dichloroethane	ND		1.00	1	03/10/2024 01:46	WG2243464
(S) Toluene-d8	*111*		*80.0-120*		*03/10/2024 01:46*	WG2243464
(S) 4-Bromofluorobenzene	*100*		*77.0-126*		*03/10/2024 01:46*	WG2243464
(S) 1,2-Dichloroethane-d4	*112*		*70.0-130*		*03/10/2024 01:46*	WG2243464

Wet Chemistry by Method 2320 B-2011/4500CO2 D-2011

Analyte	Result ug/l	Qualifier	RDL ug/l	Dilution	Analysis date / time	Batch
Alkalinity	ND		20000	1	03/13/2024 10:33	WG2245223
Free Carbon Dioxide	47000	B T8	20000	1	03/13/2024 10:33	WG2245223

Sample Narrative:

L1712841-35 WG2245223: Endpoint pH 4.5 Headspace

Wet Chemistry by Method 9056A

Analyte	Result ug/l	Qualifier	RDL ug/l	Dilution	Analysis date / time	Batch
Nitrate as (N)	747		100	1	03/08/2024 06:21	WG2242275
Sulfate	ND		5000	1	03/08/2024 06:21	WG2242275

Volatile Organic Compounds (GC) by Method RSK175

Analyte	Result ug/l	Qualifier	RDL ug/l	Dilution	Analysis date / time	Batch
Methane	ND		10.0	1	03/11/2024 15:23	WG2242824

Volatile Organic Compounds (GC/MS) by Method 8260D

Analyte	Result ug/l	Qualifier	RDL ug/l	Dilution	Analysis date / time	Batch
Benzene	ND		1.00	1	03/10/2024 03:09	WG2243464
Toluene	ND		1.00	1	03/10/2024 03:09	WG2243464
Ethylbenzene	ND		1.00	1	03/10/2024 03:09	WG2243464
Total Xylenes	ND		3.00	1	03/10/2024 03:09	WG2243464
Methyl tert-butyl ether	ND		1.00	1	03/10/2024 03:09	WG2243464
Naphthalene	ND		5.00	1	03/10/2024 03:09	WG2243464
1,2-Dichloroethane	ND		1.00	1	03/10/2024 03:09	WG2243464
(S) Toluene-d8	*106*		*80.0-120*		*03/10/2024 03:09*	WG2243464
(S) 4-Bromofluorobenzene	*101*		*77.0-126*		*03/10/2024 03:09*	WG2243464
(S) 1,2-Dichloroethane-d4	*109*		*70.0-130*		*03/10/2024 03:09*	WG2243464

Volatile Organic Compounds (GC/MS) by Method 8260D

Analyte	Result	Qualifier	RDL	Dilution	Analysis	Batch
	ug/l		ug/l		date / time	
Benzene	10.8		1.00	1	03/10/2024 03:33	WG2243464
Toluene	ND		1.00	1	03/10/2024 03:33	WG2243464
Ethylbenzene	ND		1.00	1	03/10/2024 03:33	WG2243464
Total Xylenes	ND		3.00	1	03/10/2024 03:33	WG2243464
Methyl tert-butyl ether	48.7		1.00	1	03/10/2024 03:33	WG2243464
Naphthalene	ND		5.00	1	03/10/2024 03:33	WG2243464
1,2-Dichloroethane	ND		1.00	1	03/10/2024 03:33	WG2243464
(S) Toluene-d8	*105*		*80.0-120*		*03/10/2024 03:33*	WG2243464
(S) 4-Bromofluorobenzene	*101*		*77.0-126*		*03/10/2024 03:33*	WG2243464
(S) 1,2-Dichloroethane-d4	*113*		*70.0-130*		*03/10/2024 03:33*	WG2243464

Wet Chemistry by Method 2320 B-2011/4500CO2 D-2011

Analyte	Result ug/l	Qualifier	RDL ug/l	Dilution	Analysis date / time	Batch
Alkalinity	ND		20000	1	03/13/2024 10:50	WG2245223
Free Carbon Dioxide	22900	B T8	20000	1	03/13/2024 10:50	WG2245223

Sample Narrative:

L1712841-37 WG2245223: Endpoint pH 4.5 Headspace

Wet Chemistry by Method 9056A

Analyte	Result ug/l	Qualifier	RDL ug/l	Dilution	Analysis date / time	Batch
Nitrate as (N)	628		100	1	03/08/2024 06:35	WG2242275
Sulfate	ND		5000	1	03/08/2024 06:35	WG2242275

Volatile Organic Compounds (GC) by Method RSK175

Analyte	Result ug/l	Qualifier	RDL ug/l	Dilution	Analysis date / time	Batch
Methane	ND		10.0	1	03/11/2024 15:30	WG2242824

Volatile Organic Compounds (GC/MS) by Method 8260D

Analyte	Result ug/l	Qualifier	RDL ug/l	Dilution	Analysis date / time	Batch
Benzene	ND		1.00	1	03/10/2024 03:56	WG2243464
Toluene	ND		1.00	1	03/10/2024 03:56	WG2243464
Ethylbenzene	ND		1.00	1	03/10/2024 03:56	WG2243464
Total Xylenes	ND		3.00	1	03/10/2024 03:56	WG2243464
Methyl tert-butyl ether	ND		1.00	1	03/10/2024 03:56	WG2243464
Naphthalene	ND		5.00	1	03/10/2024 03:56	WG2243464
1,2-Dichloroethane	ND		1.00	1	03/10/2024 03:56	WG2243464
(S) Toluene-d8	*105*		*80.0-120*		*03/10/2024 03:56*	WG2243464
(S) 4-Bromofluorobenzene	*102*		*77.0-126*		*03/10/2024 03:56*	WG2243464
(S) 1,2-Dichloroethane-d4	*110*		*70.0-130*		*03/10/2024 03:56*	WG2243464

Volatile Organic Compounds (GC/MS) by Method 8260D

Analyte	Result	Qualifier	RDL	Dilution	Analysis	Batch
	ug/l		ug/l		date / time	
Benzene	ND		1.00	1	03/10/2024 04:19	WG2243464
Toluene	ND		1.00	1	03/10/2024 04:19	WG2243464
Ethylbenzene	ND		1.00	1	03/10/2024 04:19	WG2243464
Total Xylenes	ND		3.00	1	03/10/2024 04:19	WG2243464
Methyl tert-butyl ether	2.63		1.00	1	03/10/2024 04:19	WG2243464
Naphthalene	ND		5.00	1	03/10/2024 04:19	WG2243464
1,2-Dichloroethane	ND		1.00	1	03/10/2024 04:19	WG2243464
(S) Toluene-d8	*105*		*80.0-120*		*03/10/2024 04:19*	WG2243464
(S) 4-Bromofluorobenzene	*96.2*		*77.0-126*		*03/10/2024 04:19*	WG2243464
(S) 1,2-Dichloroethane-d4	*108*		*70.0-130*		*03/10/2024 04:19*	WG2243464

Volatile Organic Compounds (GC/MS) by Method 8260D

Analyte	Result	Qualifier	RDL	Dilution	Analysis	Batch
	ug/l		ug/l		date / time	
Benzene	654		10.0	10	03/11/2024 22:18	WG2244217
Toluene	2.09		1.00	1	03/10/2024 04:42	WG2243464
Ethylbenzene	1.04		1.00	1	03/10/2024 04:42	WG2243464
Total Xylenes	ND		3.00	1	03/10/2024 04:42	WG2243464
Methyl tert-butyl ether	100		1.00	1	03/10/2024 04:42	WG2243464
Naphthalene	ND		5.00	1	03/10/2024 04:42	WG2243464
1,2-Dichloroethane	ND		1.00	1	03/10/2024 04:42	WG2243464
(S) Toluene-d8	*104*		*80.0-120*		*03/10/2024 04:42*	WG2243464
(S) Toluene-d8	*106*		*80.0-120*		*03/11/2024 22:18*	WG2244217
(S) 4-Bromofluorobenzene	*99.5*		*77.0-126*		*03/10/2024 04:42*	WG2243464
(S) 4-Bromofluorobenzene	*99.1*		*77.0-126*		*03/11/2024 22:18*	WG2244217
(S) 1,2-Dichloroethane-d4	*111*		*70.0-130*		*03/10/2024 04:42*	WG2243464
(S) 1,2-Dichloroethane-d4	*90.7*		*70.0-130*		*03/11/2024 22:18*	WG2244217

Volatile Organic Compounds (GC/MS) by Method 8260D

Analyte	Result ug/l	Qualifier	RDL ug/l	Dilution	Analysis date / time	Batch
Benzene	ND		1.00	1	03/11/2024 21:56	WG2244217
Toluene	ND		1.00	1	03/10/2024 05:05	WG2243464
Ethylbenzene	ND		1.00	1	03/10/2024 05:05	WG2243464
Total Xylenes	ND		3.00	1	03/10/2024 05:05	WG2243464
Methyl tert-butyl ether	ND		1.00	1	03/10/2024 05:05	WG2243464
Naphthalene	ND		5.00	1	03/10/2024 05:05	WG2243464
1,2-Dichloroethane	ND		1.00	1	03/10/2024 05:05	WG2243464
(S) Toluene-d8	*110*		*80.0-120*		*03/10/2024 05:05*	WG2243464
(S) Toluene-d8	*106*		*80.0-120*		*03/11/2024 21:56*	WG2244217
(S) 4-Bromofluorobenzene	*104*		*77.0-126*		*03/10/2024 05:05*	WG2243464
(S) 4-Bromofluorobenzene	*101*		*77.0-126*		*03/11/2024 21:56*	WG2244217
(S) 1,2-Dichloroethane-d4	*117*		*70.0-130*		*03/10/2024 05:05*	WG2243464
(S) 1,2-Dichloroethane-d4	*91.4*		*70.0-130*		*03/11/2024 21:56*	WG2244217

Volatile Organic Compounds (GC/MS) by Method 8260D

Analyte	Result	Qualifier	RDL	Dilution	Analysis	Batch
	ug/l		ug/l		date / time	
Benzene	7.60		1.00	1	03/10/2024 05:29	WG2243464
Toluene	ND		1.00	1	03/10/2024 05:29	WG2243464
Ethylbenzene	ND		1.00	1	03/10/2024 05:29	WG2243464
Total Xylenes	4.40		3.00	1	03/10/2024 05:29	WG2243464
Methyl tert-butyl ether	20.8		1.00	1	03/10/2024 05:29	WG2243464
Naphthalene	ND		5.00	1	03/10/2024 05:29	WG2243464
1,2-Dichloroethane	ND		1.00	1	03/10/2024 05:29	WG2243464
(S) Toluene-d8	*104*		*80.0-120*		*03/10/2024 05:29*	WG2243464
(S) 4-Bromofluorobenzene	*97.7*		*77.0-126*		*03/10/2024 05:29*	WG2243464
(S) 1,2-Dichloroethane-d4	*117*		*70.0-130*		*03/10/2024 05:29*	WG2243464

Wet Chemistry by Method 2320 B-2011/4500CO2 D-2011

Analyte	Result ug/l	Qualifier	RDL ug/l	Dilution	Analysis date / time	Batch
Alkalinity	ND		20000	1	03/13/2024 10:53	WG2245223
Free Carbon Dioxide	26600	B T8	20000	1	03/13/2024 10:53	WG2245223

Sample Narrative:

L1712841-42 WG2245223: Endpoint pH 4.5 Headspace

Wet Chemistry by Method 9056A

Analyte	Result ug/l	Qualifier	RDL ug/l	Dilution	Analysis date / time	Batch
Nitrate as (N)	660		100	1	03/08/2024 06:49	WG2242275
Sulfate	ND		5000	1	03/08/2024 06:49	WG2242275

Volatile Organic Compounds (GC) by Method RSK175

Analyte	Result ug/l	Qualifier	RDL ug/l	Dilution	Analysis date / time	Batch
Methane	ND		10.0	1	03/11/2024 15:32	WG2242824

Volatile Organic Compounds (GC/MS) by Method 8260D

Analyte	Result ug/l	Qualifier	RDL ug/l	Dilution	Analysis date / time	Batch
Benzene	ND		1.00	1	03/10/2024 05:53	WG2243464
Toluene	ND		1.00	1	03/10/2024 05:53	WG2243464
Ethylbenzene	ND		1.00	1	03/10/2024 05:53	WG2243464
Total Xylenes	ND		3.00	1	03/10/2024 05:53	WG2243464
Methyl tert-butyl ether	ND		1.00	1	03/10/2024 05:53	WG2243464
Naphthalene	ND		5.00	1	03/10/2024 05:53	WG2243464
1,2-Dichloroethane	ND		1.00	1	03/10/2024 05:53	WG2243464
(S) Toluene-d8	*111*		*80.0-120*		*03/10/2024 05:53*	WG2243464
(S) 4-Bromofluorobenzene	*101*		*77.0-126*		*03/10/2024 05:53*	WG2243464
(S) 1,2-Dichloroethane-d4	*116*		*70.0-130*		*03/10/2024 05:53*	WG2243464

Volatile Organic Compounds (GC/MS) by Method 8260D

Analyte	Result	Qualifier	RDL	Dilution	Analysis	Batch
	ug/l		ug/l		date / time	
Benzene	ND		1.00	1	03/10/2024 06:17	WG2243464
Toluene	ND		1.00	1	03/10/2024 06:17	WG2243464
Ethylbenzene	ND		1.00	1	03/10/2024 06:17	WG2243464
Total Xylenes	ND		3.00	1	03/10/2024 06:17	WG2243464
Methyl tert-butyl ether	ND		1.00	1	03/10/2024 06:17	WG2243464
Naphthalene	ND		5.00	1	03/10/2024 06:17	WG2243464
1,2-Dichloroethane	ND		1.00	1	03/10/2024 06:17	WG2243464
(S) Toluene-d8	*105*		*80.0-120*		*03/10/2024 06:17*	WG2243464
(S) 4-Bromofluorobenzene	*94.8*		*77.0-126*		*03/10/2024 06:17*	WG2243464
(S) 1,2-Dichloroethane-d4	*117*		*70.0-130*		*03/10/2024 06:17*	WG2243464

Volatile Organic Compounds (GC/MS) by Method 8260D

Analyte	Result	Qualifier	RDL	Dilution	Analysis	Batch
	ug/l		ug/l		date / time	
Benzene	ND		1.00	1	03/10/2024 06:41	WG2243464
Toluene	ND		1.00	1	03/10/2024 06:41	WG2243464
Ethylbenzene	ND		1.00	1	03/10/2024 06:41	WG2243464
Total Xylenes	ND		3.00	1	03/10/2024 06:41	WG2243464
Methyl tert-butyl ether	ND		1.00	1	03/10/2024 06:41	WG2243464
Naphthalene	ND		5.00	1	03/10/2024 06:41	WG2243464
1,2-Dichloroethane	ND		1.00	1	03/10/2024 06:41	WG2243464
(S) Toluene-d8	*110*		*80.0-120*		*03/10/2024 06:41*	WG2243464
(S) 4-Bromofluorobenzene	*105*		*77.0-126*		*03/10/2024 06:41*	WG2243464
(S) 1,2-Dichloroethane-d4	*116*		*70.0-130*		*03/10/2024 06:41*	WG2243464

Volatile Organic Compounds (GC/MS) by Method 8260D

Analyte	Result	Qualifier	RDL	Dilution	Analysis	Batch
	ug/l		ug/l		date / time	
Benzene	ND		1.00	1	03/10/2024 07:05	WG2243464
Toluene	ND		1.00	1	03/10/2024 07:05	WG2243464
Ethylbenzene	ND		1.00	1	03/10/2024 07:05	WG2243464
Total Xylenes	ND		3.00	1	03/10/2024 07:05	WG2243464
Methyl tert-butyl ether	ND		1.00	1	03/10/2024 07:05	WG2243464
Naphthalene	ND		5.00	1	03/10/2024 07:05	WG2243464
1,2-Dichloroethane	ND		1.00	1	03/10/2024 07:05	WG2243464
(S) Toluene-d8	*106*		*80.0-120*		*03/10/2024 07:05*	WG2243464
(S) 4-Bromofluorobenzene	*97.7*		*77.0-126*		*03/10/2024 07:05*	WG2243464
(S) 1,2-Dichloroethane-d4	*118*		*70.0-130*		*03/10/2024 07:05*	WG2243464

Volatile Organic Compounds (GC/MS) by Method 8260D

Analyte	Result	Qualifier	RDL	Dilution	Analysis	Batch
	ug/l		ug/l		date / time	
Benzene	ND		1.00	1	03/10/2024 07:29	WG2243464
Toluene	ND		1.00	1	03/10/2024 07:29	WG2243464
Ethylbenzene	ND		1.00	1	03/10/2024 07:29	WG2243464
Total Xylenes	ND		3.00	1	03/10/2024 07:29	WG2243464
Methyl tert-butyl ether	ND		1.00	1	03/10/2024 07:29	WG2243464
Naphthalene	ND		5.00	1	03/10/2024 07:29	WG2243464
1,2-Dichloroethane	ND		1.00	1	03/10/2024 07:29	WG2243464
(S) Toluene-d8	*107*		*80.0-120*		*03/10/2024 07:29*	WG2243464
(S) 4-Bromofluorobenzene	*101*		*77.0-126*		*03/10/2024 07:29*	WG2243464
(S) 1,2-Dichloroethane-d4	*109*		*70.0-130*		*03/10/2024 07:29*	WG2243464

Volatile Organic Compounds (GC/MS) by Method 8260D

Analyte	Result	Qualifier	RDL	Dilution	Analysis	Batch
	ug/l		ug/l		date / time	
Benzene	ND		1.00	1	03/10/2024 07:53	WG2243464
Toluene	ND		1.00	1	03/10/2024 07:53	WG2243464
Ethylbenzene	ND		1.00	1	03/10/2024 07:53	WG2243464
Total Xylenes	ND		3.00	1	03/10/2024 07:53	WG2243464
Methyl tert-butyl ether	ND		1.00	1	03/10/2024 07:53	WG2243464
Naphthalene	ND		5.00	1	03/10/2024 07:53	WG2243464
1,2-Dichloroethane	ND		1.00	1	03/10/2024 07:53	WG2243464
(S) Toluene-d8	*109*		*80.0-120*		*03/10/2024 07:53*	WG2243464
(S) 4-Bromofluorobenzene	*106*		*77.0-126*		*03/10/2024 07:53*	WG2243464
(S) 1,2-Dichloroethane-d4	*118*		*70.0-130*		*03/10/2024 07:53*	WG2243464

Volatile Organic Compounds (GC/MS) by Method 8260D

Analyte	Result	Qualifier	RDL	Dilution	Analysis	Batch
	ug/l		ug/l		date / time	
Benzene	ND		1.00	1	03/10/2024 08:17	WG2243464
Toluene	ND		1.00	1	03/10/2024 08:17	WG2243464
Ethylbenzene	ND		1.00	1	03/10/2024 08:17	WG2243464
Total Xylenes	ND		3.00	1	03/10/2024 08:17	WG2243464
Methyl tert-butyl ether	ND		1.00	1	03/10/2024 08:17	WG2243464
Naphthalene	ND		5.00	1	03/10/2024 08:17	WG2243464
1,2-Dichloroethane	ND		1.00	1	03/10/2024 08:17	WG2243464
(S) Toluene-d8	*108*		*80.0-120*		*03/10/2024 08:17*	WG2243464
(S) 4-Bromofluorobenzene	*96.0*		*77.0-126*		*03/10/2024 08:17*	WG2243464
(S) 1,2-Dichloroethane-d4	*120*		*70.0-130*		*03/10/2024 08:17*	WG2243464

Volatile Organic Compounds (GC/MS) by Method 8260D

Analyte	Result	Qualifier	RDL	Dilution	Analysis	Batch
	ug/l		ug/l		date / time	
Benzene	ND		1.00	1	03/10/2024 20:01	WG2243657
Toluene	ND		1.00	1	03/10/2024 20:01	WG2243657
Ethylbenzene	ND		1.00	1	03/10/2024 20:01	WG2243657
Total Xylenes	ND		3.00	1	03/10/2024 20:01	WG2243657
Methyl tert-butyl ether	ND		1.00	1	03/10/2024 20:01	WG2243657
Naphthalene	ND		5.00	1	03/10/2024 20:01	WG2243657
1,2-Dichloroethane	ND		1.00	1	03/10/2024 20:01	WG2243657
(S) Toluene-d8	*109*		*80.0-120*		*03/10/2024 20:01*	WG2243657
(S) 4-Bromofluorobenzene	*99.7*		*77.0-126*		*03/10/2024 20:01*	WG2243657
(S) 1,2-Dichloroethane-d4	*100*		*70.0-130*		*03/10/2024 20:01*	WG2243657

Wet Chemistry by Method 2320 B-2011/4500CO2 D-2011

Analyte	Result ug/l	Qualifier	RDL ug/l	Dilution	Analysis date / time	Batch
Alkalinity	ND		20000	1	03/13/2024 11:11	WG2245223
Free Carbon Dioxide	ND	T8	20000	1	03/13/2024 11:11	WG2245223

Sample Narrative:

L1712841-50 WG2245223: Endpoint pH 4.5 Headspace

Wet Chemistry by Method 9056A

Analyte	Result ug/l	Qualifier	RDL ug/l	Dilution	Analysis date / time	Batch
Nitrate as (N)	ND		100	1	03/08/2024 07:03	WG2242275
Sulfate	ND		5000	1	03/08/2024 07:03	WG2242275

Volatile Organic Compounds (GC) by Method RSK175

Analyte	Result ug/l	Qualifier	RDL ug/l	Dilution	Analysis date / time	Batch
Methane	ND		10.0	1	03/11/2024 15:35	WG2242824

Volatile Organic Compounds (GC/MS) by Method 8260D

Analyte	Result ug/l	Qualifier	RDL ug/l	Dilution	Analysis date / time	Batch
Benzene	ND		1.00	1	03/10/2024 20:23	WG2243657
Toluene	ND		1.00	1	03/10/2024 20:23	WG2243657
Ethylbenzene	ND		1.00	1	03/10/2024 20:23	WG2243657
Total Xylenes	ND		3.00	1	03/10/2024 20:23	WG2243657
Methyl tert-butyl ether	ND		1.00	1	03/10/2024 20:23	WG2243657
Naphthalene	ND		5.00	1	03/10/2024 20:23	WG2243657
1,2-Dichloroethane	ND		1.00	1	03/10/2024 20:23	WG2243657
(S) Toluene-d8	*109*		*80.0-120*		*03/10/2024 20:23*	WG2243657
(S) 4-Bromofluorobenzene	*101*		*77.0-126*		*03/10/2024 20:23*	WG2243657
(S) 1,2-Dichloroethane-d4	*96.9*		*70.0-130*		*03/10/2024 20:23*	WG2243657

Volatile Organic Compounds (GC/MS) by Method 8260D

Analyte	Result	Qualifier	RDL	Dilution	Analysis	Batch
	ug/l		ug/l		date / time	
Benzene	ND		1.00	1	03/10/2024 20:46	WG2243657
Toluene	ND		1.00	1	03/10/2024 20:46	WG2243657
Ethylbenzene	ND		1.00	1	03/10/2024 20:46	WG2243657
Total Xylenes	ND		3.00	1	03/10/2024 20:46	WG2243657
Methyl tert-butyl ether	1.28		1.00	1	03/10/2024 20:46	WG2243657
Naphthalene	ND		5.00	1	03/10/2024 20:46	WG2243657
1,2-Dichloroethane	ND		1.00	1	03/10/2024 20:46	WG2243657
(S) Toluene-d8	*109*		*80.0-120*		*03/10/2024 20:46*	WG2243657
(S) 4-Bromofluorobenzene	*99.9*		*77.0-126*		*03/10/2024 20:46*	WG2243657
(S) 1,2-Dichloroethane-d4	*97.2*		*70.0-130*		*03/10/2024 20:46*	WG2243657

Volatile Organic Compounds (GC/MS) by Method 8260D

Analyte	Result	Qualifier	RDL	Dilution	Analysis	Batch
	ug/l		ug/l		date / time	
Benzene	ND		1.00	1	03/10/2024 21:09	WG2243657
Toluene	ND		1.00	1	03/10/2024 21:09	WG2243657
Ethylbenzene	ND		1.00	1	03/10/2024 21:09	WG2243657
Total Xylenes	ND		3.00	1	03/10/2024 21:09	WG2243657
Methyl tert-butyl ether	ND		1.00	1	03/10/2024 21:09	WG2243657
Naphthalene	ND		5.00	1	03/10/2024 21:09	WG2243657
1,2-Dichloroethane	ND		1.00	1	03/10/2024 21:09	WG2243657
(S) Toluene-d8	*111*		*80.0-120*		*03/10/2024 21:09*	WG2243657
(S) 4-Bromofluorobenzene	*102*		*77.0-126*		*03/10/2024 21:09*	WG2243657
(S) 1,2-Dichloroethane-d4	*97.6*		*70.0-130*		*03/10/2024 21:09*	WG2243657

Volatile Organic Compounds (GC/MS) by Method 8260D

Analyte	Result	Qualifier	RDL	Dilution	Analysis	Batch
	ug/l		ug/l		date / time	
Benzene	ND		1.00	1	03/10/2024 21:31	WG2243657
Toluene	ND		1.00	1	03/10/2024 21:31	WG2243657
Ethylbenzene	ND		1.00	1	03/10/2024 21:31	WG2243657
Total Xylenes	ND		3.00	1	03/10/2024 21:31	WG2243657
Methyl tert-butyl ether	ND		1.00	1	03/10/2024 21:31	WG2243657
Naphthalene	ND		5.00	1	03/10/2024 21:31	WG2243657
1,2-Dichloroethane	ND		1.00	1	03/10/2024 21:31	WG2243657
(S) Toluene-d8	*108*		*80.0-120*		*03/10/2024 21:31*	WG2243657
(S) 4-Bromofluorobenzene	*99.3*		*77.0-126*		*03/10/2024 21:31*	WG2243657
(S) 1,2-Dichloroethane-d4	*98.4*		*70.0-130*		*03/10/2024 21:31*	WG2243657

Volatile Organic Compounds (GC/MS) by Method 8260D

Analyte	Result	Qualifier	RDL	Dilution	Analysis	Batch
	ug/l		ug/l		date / time	
Benzene	ND		1.00	1	03/10/2024 21:54	WG2243657
Toluene	ND		1.00	1	03/10/2024 21:54	WG2243657
Ethylbenzene	ND		1.00	1	03/10/2024 21:54	WG2243657
Total Xylenes	ND		3.00	1	03/10/2024 21:54	WG2243657
Methyl tert-butyl ether	ND		1.00	1	03/10/2024 21:54	WG2243657
Naphthalene	ND		5.00	1	03/10/2024 21:54	WG2243657
1,2-Dichloroethane	ND		1.00	1	03/10/2024 21:54	WG2243657
(S) Toluene-d8	*109*		*80.0-120*		*03/10/2024 21:54*	WG2243657
(S) 4-Bromofluorobenzene	*98.8*		*77.0-126*		*03/10/2024 21:54*	WG2243657
(S) 1,2-Dichloroethane-d4	*102*		*70.0-130*		*03/10/2024 21:54*	WG2243657

Volatile Organic Compounds (GC/MS) by Method 8260D

Analyte	Result	Qualifier	RDL	Dilution	Analysis	Batch
	ug/l		ug/l		date / time	
Benzene	ND		1.00	1	03/10/2024 22:17	WG2243657
Toluene	ND		1.00	1	03/10/2024 22:17	WG2243657
Ethylbenzene	ND		1.00	1	03/10/2024 22:17	WG2243657
Total Xylenes	ND		3.00	1	03/10/2024 22:17	WG2243657
Methyl tert-butyl ether	ND		1.00	1	03/10/2024 22:17	WG2243657
Naphthalene	ND		5.00	1	03/10/2024 22:17	WG2243657
1,2-Dichloroethane	ND		1.00	1	03/10/2024 22:17	WG2243657
(S) Toluene-d8	*110*		*80.0-120*		*03/10/2024 22:17*	WG2243657
(S) 4-Bromofluorobenzene	*99.6*		*77.0-126*		*03/10/2024 22:17*	WG2243657
(S) 1,2-Dichloroethane-d4	*100*		*70.0-130*		*03/10/2024 22:17*	WG2243657

Volatile Organic Compounds (GC/MS) by Method 8260D

Analyte	Result	Qualifier	RDL	Dilution	Analysis	Batch
	ug/l		ug/l		date / time	
Benzene	ND		1.00	1	03/10/2024 16:36	WG2243657
Toluene	ND		1.00	1	03/11/2024 20:23	WG2244384
Ethylbenzene	ND		1.00	1	03/10/2024 16:36	WG2243657
Total Xylenes	ND		3.00	1	03/11/2024 20:23	WG2244384
Methyl tert-butyl ether	ND		1.00	1	03/10/2024 16:36	WG2243657
Naphthalene	ND		5.00	1	03/10/2024 16:36	WG2243657
1,2-Dichloroethane	ND		1.00	1	03/10/2024 16:36	WG2243657
(S) Toluene-d8	*109*		*80.0-120*		*03/10/2024 16:36*	WG2243657
(S) Toluene-d8	*114*		*80.0-120*		*03/11/2024 20:23*	WG2244384
(S) 4-Bromofluorobenzene	*100*		*77.0-126*		*03/10/2024 16:36*	WG2243657
(S) 4-Bromofluorobenzene	*105*		*77.0-126*		*03/11/2024 20:23*	WG2244384
(S) 1,2-Dichloroethane-d4	*97.9*		*70.0-130*		*03/10/2024 16:36*	WG2243657
(S) 1,2-Dichloroethane-d4	*115*		*70.0-130*		*03/11/2024 20:23*	WG2244384

Volatile Organic Compounds (GC/MS) by Method 8260D

Analyte	Result	Qualifier	RDL	Dilution	Analysis	Batch
	ug/l		ug/l		date / time	
Benzene	ND		1.00	1	03/10/2024 22:40	WG2243657
Toluene	ND		1.00	1	03/10/2024 22:40	WG2243657
Ethylbenzene	ND		1.00	1	03/10/2024 22:40	WG2243657
Total Xylenes	ND		3.00	1	03/10/2024 22:40	WG2243657
Methyl tert-butyl ether	ND		1.00	1	03/10/2024 22:40	WG2243657
Naphthalene	ND		5.00	1	03/10/2024 22:40	WG2243657
1,2-Dichloroethane	ND		1.00	1	03/10/2024 22:40	WG2243657
(S) Toluene-d8	*112*		*80.0-120*		*03/10/2024 22:40*	WG2243657
(S) 4-Bromofluorobenzene	*101*		*77.0-126*		*03/10/2024 22:40*	WG2243657
(S) 1,2-Dichloroethane-d4	*100*		*70.0-130*		*03/10/2024 22:40*	WG2243657

Volatile Organic Compounds (GC/MS) by Method 8260D

Analyte	Result	Qualifier	RDL	Dilution	Analysis	Batch
	ug/l		ug/l		date / time	
Benzene	ND		1.00	1	03/10/2024 16:58	WG2243657
Toluene	ND		1.00	1	03/10/2024 16:58	WG2243657
Ethylbenzene	ND		1.00	1	03/10/2024 16:58	WG2243657
Total Xylenes	ND		3.00	1	03/10/2024 16:58	WG2243657
Methyl tert-butyl ether	ND		1.00	1	03/10/2024 16:58	WG2243657
Naphthalene	ND		5.00	1	03/10/2024 16:58	WG2243657
1,2-Dichloroethane	ND		1.00	1	03/10/2024 16:58	WG2243657
(S) Toluene-d8	*110*		*80.0-120*		*03/10/2024 16:58*	WG2243657
(S) 4-Bromofluorobenzene	*101*		*77.0-126*		*03/10/2024 16:58*	WG2243657
(S) 1,2-Dichloroethane-d4	*99.5*		*70.0-130*		*03/10/2024 16:58*	WG2243657

Volatile Organic Compounds (GC/MS) by Method 8260D

Analyte	Result ug/l	Qualifier	RDL ug/l	Dilution	Analysis date / time	Batch
Benzene	ND		1.00	1	03/10/2024 17:21	WG2243657
Toluene	ND		1.00	1	03/10/2024 17:21	WG2243657
Ethylbenzene	ND		1.00	1	03/10/2024 17:21	WG2243657
Total Xylenes	ND		3.00	1	03/10/2024 17:21	WG2243657
Methyl tert-butyl ether	ND		1.00	1	03/10/2024 17:21	WG2243657
Naphthalene	ND		5.00	1	03/10/2024 17:21	WG2243657
1,2-Dichloroethane	ND		1.00	1	03/10/2024 17:21	WG2243657
(S) Toluene-d8	*111*		*80.0-120*		*03/10/2024 17:21*	WG2243657
(S) 4-Bromofluorobenzene	*102*		*77.0-126*		*03/10/2024 17:21*	WG2243657
(S) 1,2-Dichloroethane-d4	*99.4*		*70.0-130*		*03/10/2024 17:21*	WG2243657

Method Blank (MB)

(MB) R4044614-2 03/12/24 09:04

Analyte	MB Result ug/l	MB Qualifier	MB MDL ug/l	MB RDL ug/l
Alkalinity	U		8450	20000

Sample Narrative:
BLANK: Endpoint pH 4.5

Method Blank (MB)

(MB) R4044614-3 03/12/24 09:04

Analyte	MB Result ug/l	MB Qualifier	MB MDL ug/l	MB RDL ug/l
Free Carbon Dioxide	12800	J	6670	20000

Sample Narrative:
BLANK: Endpoint pH 4.5

L1711683-08 Original Sample (OS) • Duplicate (DUP)

(OS) L1711683-08 03/12/24 09:14 • (DUP) R4044614-4 03/12/24 09:18

Analyte	Original Result ug/l	DUP Result ug/l	Dilution	DUP RPD %	DUP Qualifier	DUP RPD Limits %
Alkalinity	30700	31000	1	1.11		20

Sample Narrative:
OS: Endpoint pH 4.5 Headspace
DUP: Endpoint pH 4.5

L1711683-08 Original Sample (OS) • Duplicate (DUP)

(OS) L1711683-08 03/12/24 09:14 • (DUP) R4044614-5 03/12/24 09:18

Analyte	Original Result ug/l	DUP Result ug/l	Dilution	DUP RPD %	DUP Qualifier	DUP RPD Limits %
Free Carbon Dioxide	ND	ND	1	2.12		20

Sample Narrative:
OS: Endpoint pH 4.5 Headspace
DUP: Endpoint pH 4.5

L1712883-21 Original Sample (OS) • Duplicate (DUP)

(OS) L1712883-21 03/12/24 11:01 • (DUP) R4044614-6 03/12/24 11:12

Analyte	Original Result ug/l	DUP Result ug/l	Dilution	DUP RPD %	DUP Qualifier	DUP RPD Limits %
Alkalinity	157000	158000	1	0.434		20

Sample Narrative:

OS: Endpoint pH 4.5 Headspace

DUP: Endpoint pH 4.5

L1712883-21 Original Sample (OS) • Duplicate (DUP)

(OS) L1712883-21 03/12/24 11:01 • (DUP) R4044614-7 03/12/24 11:12

Analyte	Original Result ug/l	DUP Result ug/l	Dilution	DUP RPD %	DUP Qualifier	DUP RPD Limits %
Free Carbon Dioxide	ND	ND	1	0.000		20

Sample Narrative:

OS: Endpoint pH 4.5 Headspace

DUP: Endpoint pH 4.5

Laboratory Control Sample (LCS)

(LCS) R4044614-1 03/12/24 08:56

Analyte	Spike Amount ug/l	LCS Result ug/l	LCS Rec. %	Rec. Limits %	LCS Qualifier
Alkalinity	100000	101000	101	90.0-110	

Sample Narrative:

LCS: Endpoint pH 4.5

Method Blank (MB)

(MB) R4044282-2 03/11/24 15:42

Analyte	MB Result ug/l	MB Qualifier	MB MDL ug/l	MB RDL ug/l
Alkalinity	U		8450	20000

Sample Narrative:
BLANK: Endpoint pH 4.5

Method Blank (MB)

(MB) R4044282-3 03/11/24 15:42

Analyte	MB Result ug/l	MB Qualifier	MB MDL ug/l	MB RDL ug/l
Free Carbon Dioxide	11500	J	6670	20000

Sample Narrative:
BLANK: Endpoint pH 4.5

L1712719-01 Original Sample (OS) • Duplicate (DUP)

(OS) L1712719-01 03/11/24 15:51 • (DUP) R4044282-4 03/11/24 15:58

Analyte	Original Result ug/l	DUP Result ug/l	Dilution	DUP RPD %	DUP Qualifier	DUP RPD Limits %
Alkalinity	106000	107000	1	0.531		20

Sample Narrative:
OS: Endpoint pH 4.5 Headspace
DUP: Endpoint pH 4.5

L1712719-01 Original Sample (OS) • Duplicate (DUP)

(OS) L1712719-01 03/11/24 15:51 • (DUP) R4044282-5 03/11/24 15:58

Analyte	Original Result ug/l	DUP Result ug/l	Dilution	DUP RPD %	DUP Qualifier	DUP RPD Limits %
Free Carbon Dioxide	ND	ND	1	0.000		20

Sample Narrative:
OS: Endpoint pH 4.5 Headspace
DUP: Endpoint pH 4.5

L1712883-01 Original Sample (OS) • Duplicate (DUP)

(OS) L1712883-01 03/11/24 17:37 • (DUP) R4044282-6 03/11/24 17:42

Analyte	Original Result ug/l	DUP Result ug/l	Dilution	DUP RPD %	DUP Qualifier	DUP RPD Limits %
Alkalinity	242000	245000	1	1.36		20

Sample Narrative:

OS: Endpoint pH 4.5 Headspace

DUP: Endpoint pH 4.5

L1712883-01 Original Sample (OS) • Duplicate (DUP)

(OS) L1712883-01 03/11/24 17:37 • (DUP) R4044282-7 03/11/24 17:42

Analyte	Original Result ug/l	DUP Result ug/l	Dilution	DUP RPD %	DUP Qualifier	DUP RPD Limits %
Free Carbon Dioxide	ND	ND	1	1.82		20

Sample Narrative:

OS: Endpoint pH 4.5 Headspace

DUP: Endpoint pH 4.5

Laboratory Control Sample (LCS)

(LCS) R4044282-1 03/11/24 15:36

Analyte	Spike Amount ug/l	LCS Result ug/l	LCS Rec. %	Rec. Limits %	LCS Qualifier
Alkalinity	100000	104000	104	90.0-110	

Sample Narrative:

LCS: Endpoint pH 4.5

1 Cp
2 Tc
3 Ss
4 Cn
5 Sr
6 Qc
7 Gl
8 Al
9 Sc

Method Blank (MB)

(MB) R4045202-2 03/13/24 09:04

Analyte	MB Result ug/l	MB Qualifier	MB MDL ug/l	MB RDL ug/l
Alkalinity	U		8450	20000

Sample Narrative:
BLANK: Endpoint pH 4.5

Method Blank (MB)

(MB) R4045202-3 03/13/24 09:04

Analyte	MB Result ug/l	MB Qualifier	MB MDL ug/l	MB RDL ug/l
Free Carbon Dioxide	15000	J	6670	20000

Sample Narrative:
BLANK: Endpoint pH 4.5

Method Blank (MB)

(MB) R4045202-4 03/13/24 09:10

Analyte	MB Result ug/l	MB Qualifier	MB MDL ug/l	MB RDL ug/l
Alkalinity	U		8450	20000

Sample Narrative:
BLANK: Endpoint pH 4.5

Method Blank (MB)

(MB) R4045202-5 03/13/24 09:10

Analyte	MB Result ug/l	MB Qualifier	MB MDL ug/l	MB RDL ug/l
Free Carbon Dioxide	12400	J	6670	20000

Sample Narrative:
BLANK: Endpoint pH 4.5

L1712231-02 Original Sample (OS) • Duplicate (DUP)

(OS) L1712231-02 03/13/24 09:50 • (DUP) R4045202-6 03/13/24 09:53

	Original Result	DUP Result	Dilution	DUP RPD	DUP Qualifier	DUP RPD Limits
Analyte	ug/l	ug/l		%		%
Alkalinity	ND	ND	1	0.104		20

Sample Narrative:

OS: Endpoint pH 4.5 Headspace

DUP: Endpoint pH 4.5

L1712231-02 Original Sample (OS) • Duplicate (DUP)

(OS) L1712231-02 03/13/24 09:50 • (DUP) R4045202-7 03/13/24 09:53

	Original Result	DUP Result	Dilution	DUP RPD	DUP Qualifier	DUP RPD Limits
Analyte	ug/l	ug/l		%		%
Free Carbon Dioxide	54600	51400	1	6.14		20

Sample Narrative:

OS: Endpoint pH 4.5 Headspace

DUP: Endpoint pH 4.5

L1712841-50 Original Sample (OS) • Duplicate (DUP)

(OS) L1712841-50 03/13/24 11:11 • (DUP) R4045202-8 03/13/24 11:13

	Original Result	DUP Result	Dilution	DUP RPD	DUP Qualifier	DUP RPD Limits
Analyte	ug/l	ug/l		%		%
Alkalinity	ND	ND	1	0.000		20

Sample Narrative:

OS: Endpoint pH 4.5 Headspace

DUP: Endpoint pH 4.5

L1712841-50 Original Sample (OS) • Duplicate (DUP)

(OS) L1712841-50 03/13/24 11:11 • (DUP) R4045202-9 03/13/24 11:13

	Original Result	DUP Result	Dilution	DUP RPD	DUP Qualifier	DUP RPD Limits
Analyte	ug/l	ug/l		%		%
Free Carbon Dioxide	ND	ND	1	20.7		20

Sample Narrative:

L1712841-50 Original Sample (OS) • Duplicate (DUP)

(OS) L1712841-50 03/13/24 11:11 • (DUP) R4045202-9 03/13/24 11:13

Analyte	Original Result ug/l	DUP Result ug/l	Dilution	DUP RPD %	DUP Qualifier	DUP RPD Limits %

OS: Endpoint pH 4.5 Headspace

DUP: Endpoint pH 4.5

Laboratory Control Sample (LCS)

(LCS) R4045202-1 03/13/24 08:57

Analyte	Spike Amount ug/l	LCS Result ug/l	LCS Rec. %	Rec. Limits %	LCS Qualifier
Alkalinity	100000	97700	97.7	90.0-110	

Sample Narrative:

LCS: Endpoint pH 4.5

1 Cp
2 Tc
3 Ss
4 Cn
5 Sr
6 Qc
7 Gl
8 Al
9 Sc

Method Blank (MB)

(MB) R4045619-1 03/07/24 09:40

Analyte	MB Result	MB Qualifier	MB MDL	MB RDL
	ug/l		ug/l	ug/l
Nitrate as (N)	U		48.0	100
Sulfate	U		594	5000

L1712841-18 Original Sample (OS) • Duplicate (DUP)

(OS) L1712841-18 03/08/24 01:56 • (DUP) R4045619-3 03/08/24 02:10

Analyte	Original Result	DUP Result	Dilution	DUP RPD	DUP Qualifier	DUP RPD Limits
	ug/l	ug/l		%		%
Nitrate as (N)	ND	ND	1	0.000		15
Sulfate	36400	36300	1	0.239		15

L1712841-30 Original Sample (OS) • Duplicate (DUP)

(OS) L1712841-30 03/08/24 04:30 • (DUP) R4045619-5 03/08/24 04:43

Analyte	Original Result	DUP Result	Dilution	DUP RPD	DUP Qualifier	DUP RPD Limits
	ug/l	ug/l		%		%
Nitrate as (N)	262	297	1	12.7		15
Sulfate	6500	6620	1	1.75		15

Laboratory Control Sample (LCS)

(LCS) R4045619-2 03/07/24 09:54

Analyte	Spike Amount	LCS Result	LCS Rec.	Rec. Limits	LCS Qualifier
	ug/l	ug/l	%	%	
Nitrate as (N)	8000	7630	95.4	80.0-120	
Sulfate	40000	39900	99.8	80.0-120	

L1712841-18 Original Sample (OS) • Matrix Spike (MS)

(OS) L1712841-18 03/08/24 01:56 • (MS) R4045619-4 03/08/24 02:23

Analyte	Spike Amount	Original Result	MS Result	MS Rec.	Dilution	Rec. Limits	MS Qualifier
	ug/l	ug/l	ug/l	%		%	
Nitrate as (N)	8000	ND	8170	102	1	80.0-120	
Sulfate	40000	36400	66200	74.5	1	80.0-120	J6

L1712841-30 Original Sample (OS) • Matrix Spike (MS) • Matrix Spike Duplicate (MSD)

(OS) L1712841-30 03/08/24 04:30 • (MS) R4045619-6 03/08/24 04:57 • (MSD) R4045619-7 03/08/24 05:11

Analyte	Spike Amount ug/l	Original Result ug/l	MS Result ug/l	MSD Result ug/l	MS Rec. %	MSD Rec. %	Dilution	Rec. Limits %	MS Qualifier	MSD Qualifier	RPD %	RPD Limits %
Nitrate as (N)	8000	262	8220	8160	99.5	98.7	1	80.0-120			0.729	15
Sulfate	40000	6500	44000	43700	93.8	93.1	1	80.0-120			0.628	15

Method Blank (MB)

(MB) R4045618-1 03/08/24 05:53

Analyte	MB Result ug/l	MB Qualifier	MB MDL ug/l	MB RDL ug/l
Nitrate as (N)	U		48.0	100
Sulfate	U		594	5000

L1712728-01 Original Sample (OS) • Duplicate (DUP)

(OS) L1712728-01 03/08/24 07:44 • (DUP) R4045618-3 03/08/24 07:58

Analyte	Original Result ug/l	DUP Result ug/l	Dilution	DUP RPD %	DUP Qualifier	DUP RPD Limits %
Nitrate as (N)	5510	5410	1	1.76		15
Sulfate	59900	59900	1	0.0217		15

L1712199-01 Original Sample (OS) • Duplicate (DUP)

(OS) L1712199-01 03/08/24 12:50 • (DUP) R4045618-6 03/08/24 13:04

Analyte	Original Result ug/l	DUP Result ug/l	Dilution	DUP RPD %	DUP Qualifier	DUP RPD Limits %
Nitrate as (N)	3440	3440	1	0.0989		15
Sulfate	11100	11100	1	0.298		15

Laboratory Control Sample (LCS)

(LCS) R4045618-2 03/08/24 06:07

Analyte	Spike Amount ug/l	LCS Result ug/l	LCS Rec. %	Rec. Limits %	LCS Qualifier
Nitrate as (N)	8000	7880	98.6	80.0-120	
Sulfate	40000	40300	101	80.0-120	

L1712728-01 Original Sample (OS) • Matrix Spike (MS) • Matrix Spike Duplicate (MSD)

(OS) L1712728-01 03/08/24 07:44 • (MS) R4045618-4 03/08/24 08:40 • (MSD) R4045618-5 03/08/24 08:54

Analyte	Spike Amount ug/l	Original Result ug/l	MS Result ug/l	MSD Result ug/l	MS Rec. %	MSD Rec. %	Dilution	Rec. Limits %	MS Qualifier	MSD Qualifier	RPD %	RPD Limits %
Nitrate as (N)	8000	5510	12700	12700	89.9	89.4	1	80.0-120			0.270	15
Sulfate	40000	59900	86100	85900	65.6	65.0	1	80.0-120	J6	J6	0.302	15

L1712199-01 Original Sample (OS) • Matrix Spike (MS)

(OS) L1712199-01 03/08/24 12:50 • (MS) R4045618-7 03/08/24 13:18

Analyte	Spike Amount ug/l	Original Result ug/l	MS Result ug/l	MS Rec. %	Dilution	Rec. Limits %	MS Qualifier
Nitrate as (N)	8000	3440	10900	92.9	1	80.0-120	
Sulfate	40000	11100	46300	87.9	1	80.0-120	

Method Blank (MB)

(MB) R4043691-2 03/10/24 11:31

Analyte	MB Result	MB Qualifier	MB MDL	MB RDL
	ug/l		ug/l	ug/l
Methane	U		2.91	10.0

L1712725-02 Original Sample (OS) • Duplicate (DUP)

(OS) L1712725-02 03/10/24 11:36 • (DUP) R4043691-3 03/10/24 12:36

Analyte	Original Result	DUP Result	Dilution	DUP RPD	DUP Qualifier	DUP RPD Limits
	ug/l	ug/l		%		%
Methane	ND	ND	1	0.000		20

L1712841-01 Original Sample (OS) • Duplicate (DUP)

(OS) L1712841-01 03/10/24 12:44 • (DUP) R4043691-4 03/10/24 13:59

Analyte	Original Result	DUP Result	Dilution	DUP RPD	DUP Qualifier	DUP RPD Limits
	ug/l	ug/l		%		%
Methane	ND	ND	1	0.000		20

Laboratory Control Sample (LCS) • Laboratory Control Sample Duplicate (LCSD)

(LCS) R4043691-1 03/10/24 11:28 • (LCSD) R4043691-11 03/10/24 14:38

Analyte	Spike Amount	LCS Result	LCSD Result	LCS Rec.	LCSD Rec.	Rec. Limits	LCS Qualifier	LCSD Qualifier	RPD	RPD Limits
	ug/l	ug/l	ug/l	%	%	%			%	%
Methane	67.8	69.0	67.2	102	99.1	85.0-115			2.64	20

L1712725-01 Original Sample (OS) • Matrix Spike (MS) • Matrix Spike Duplicate (MSD)

(OS) L1712725-01 03/10/24 11:34 • (MS) R4043691-5 03/10/24 14:20 • (MSD) R4043691-6 03/10/24 14:23

Analyte	Spike Amount	Original Result	MS Result	MSD Result	MS Rec.	MSD Rec.	Dilution	Rec. Limits	MS Qualifier	MSD Qualifier	RPD	RPD Limits
	ug/l	ug/l	ug/l	ug/l	%	%		%			%	%
Methane	67.8	ND	63.6	67.3	93.8	99.3	1	50.0-150			5.65	20

L1712728-01 Original Sample (OS) • Matrix Spike (MS) • Matrix Spike Duplicate (MSD)

(OS) L1712728-01 03/10/24 12:10 • (MS) R4043691-7 03/10/24 14:26 • (MSD) R4043691-8 03/10/24 14:29

Analyte	Spike Amount	Original Result	MS Result	MSD Result	MS Rec.	MSD Rec.	Dilution	Rec. Limits	MS Qualifier	MSD Qualifier	RPD	RPD Limits
	ug/l	ug/l	ug/l	ug/l	%	%		%			%	%
Methane	67.8	ND	64.2	62.9	94.7	92.8	1	50.0-150			2.05	20

L1712933-01 Original Sample (OS) • Matrix Spike (MS) • Matrix Spike Duplicate (MSD)

(OS) L1712933-01 03/10/24 12:57 • (MS) R4043691-9 03/10/24 14:32 • (MSD) R4043691-10 03/10/24 14:35

Analyte	Spike Amount ug/l	Original Result ug/l	MS Result ug/l	MSD Result ug/l	MS Rec. %	MSD Rec. %	Dilution	Rec. Limits %	MS Qualifier	MSD Qualifier	RPD %	RPD Limits %
Methane	67.8	ND	62.6	65.6	92.3	96.8	1	50.0-150			4.68	20

Method Blank (MB)

(MB) R4044094-2 03/11/24 13:45

Analyte	MB Result ug/l	MB Qualifier	MB MDL ug/l	MB RDL ug/l
Methane	U		2.91	10.0

L1712841-13 Original Sample (OS) • Duplicate (DUP)

(OS) L1712841-13 03/11/24 14:32 • (DUP) R4044094-3 03/11/24 15:25

Analyte	Original Result ug/l	DUP Result ug/l	Dilution	DUP RPD %	DUP Qualifier	DUP RPD Limits %
Methane	ND	ND	1	0.000		20

L1712841-37 Original Sample (OS) • Duplicate (DUP)

(OS) L1712841-37 03/11/24 15:30 • (DUP) R4044094-4 03/11/24 16:36

Analyte	Original Result ug/l	DUP Result ug/l	Dilution	DUP RPD %	DUP Qualifier	DUP RPD Limits %
Methane	ND	ND	1	0.000		20

Laboratory Control Sample (LCS) • Laboratory Control Sample Duplicate (LCSD)

(LCS) R4044094-1 03/11/24 13:43 • (LCSD) R4044094-5 03/11/24 16:38

Analyte	Spike Amount ug/l	LCS Result ug/l	LCSD Result ug/l	LCS Rec. %	LCSD Rec. %	Rec. Limits %	LCS Qualifier	LCSD Qualifier	RPD %	RPD Limits %
Methane	67.8	65.4	68.2	96.5	101	85.0-115			4.19	20

Method Blank (MB)

(MB) R4045005-2 03/09/24 20:59

Analyte	MB Result ug/l	MB Qualifier	MB MDL ug/l	MB RDL ug/l
Benzene	U		0.0941	1.00
Toluene	U		0.278	1.00
Ethylbenzene	U		0.137	1.00
Total Xylenes	U		0.174	3.00
Methyl tert-butyl ether	U		0.101	1.00
Naphthalene	U		1.00	5.00
1,2-Dichloroethane	U		0.0819	1.00
(S) Toluene-d8	*89.1*			*80.0-120*
(S) 4-Bromofluorobenzene	*102*			*77.0-126*
(S) 1,2-Dichloroethane-d4	*81.4*			*70.0-130*

Laboratory Control Sample (LCS)

(LCS) R4045005-1 03/09/24 20:15

Analyte	Spike Amount ug/l	LCS Result ug/l	LCS Rec. %	Rec. Limits %	LCS Qualifier
Benzene	5.00	5.09	102	70.0-130	
Toluene	5.00	4.66	93.2	70.0-130	
Ethylbenzene	5.00	5.26	105	70.0-130	
Total Xylenes	15.0	15.1	101	70.0-130	
Methyl tert-butyl ether	5.00	4.15	83.0	70.0-130	
Naphthalene	5.00	5.95	119	70.0-130	
1,2-Dichloroethane	5.00	4.08	81.6	70.0-130	
(S) Toluene-d8			*92.2*	*80.0-120*	
(S) 4-Bromofluorobenzene			*101*	*77.0-126*	
(S) 1,2-Dichloroethane-d4			*75.3*	*70.0-130*	

Method Blank (MB)

(MB) R4043962-3 03/09/24 19:49

Analyte	MB Result ug/l	MB Qualifier	MB MDL ug/l	MB RDL ug/l
Benzene	U		0.0941	1.00
Toluene	U		0.278	1.00
Ethylbenzene	U		0.137	1.00
Total Xylenes	U		0.174	3.00
Methyl tert-butyl ether	U		0.101	1.00
Naphthalene	U		1.00	5.00
1,2-Dichloroethane	U		0.0819	1.00
(S) Toluene-d8	*112*			*80.0-120*
(S) 4-Bromofluorobenzene	*102*			*77.0-126*
(S) 1,2-Dichloroethane-d4	*88.8*			*70.0-130*

Laboratory Control Sample (LCS) • Laboratory Control Sample Duplicate (LCSD)

(LCS) R4043962-1 03/09/24 18:53 • (LCSD) R4043962-2 03/09/24 19:11

Analyte	Spike Amount ug/l	LCS Result ug/l	LCSD Result ug/l	LCS Rec. %	LCSD Rec. %	Rec. Limits %	LCS Qualifier	LCSD Qualifier	RPD %	RPD Limits %
Benzene	5.00	4.77	4.65	95.4	93.0	70.0-130			2.55	20
Toluene	5.00	5.42	5.22	108	104	70.0-130			3.76	20
Ethylbenzene	5.00	5.95	5.80	119	116	70.0-130			2.55	20
Total Xylenes	15.0	18.2	18.1	121	121	70.0-130			0.551	20
Methyl tert-butyl ether	5.00	4.64	4.75	92.8	95.0	70.0-130			2.34	20
Naphthalene	5.00	5.77	6.12	115	122	70.0-130			5.89	20
1,2-Dichloroethane	5.00	4.21	4.08	84.2	81.6	70.0-130			3.14	20
(S) Toluene-d8				*110*	*109*	*80.0-120*				
(S) 4-Bromofluorobenzene				*97.5*	*100*	*77.0-126*				
(S) 1,2-Dichloroethane-d4				*89.4*	*90.6*	*70.0-130*				

Method Blank (MB)

(MB) R4043808-3 03/09/24 21:50

Analyte	MB Result	MB Qualifier	MB MDL	MB RDL
	ug/l		ug/l	ug/l
Benzene	U		0.0941	1.00
Toluene	U		0.278	1.00
Ethylbenzene	U		0.137	1.00
Total Xylenes	U		0.174	3.00
Methyl tert-butyl ether	U		0.101	1.00
Naphthalene	U		1.00	5.00
1,2-Dichloroethane	U		0.0819	1.00
(S) Toluene-d8	*107*			*80.0-120*
(S) 4-Bromofluorobenzene	*101*			*77.0-126*
(S) 1,2-Dichloroethane-d4	*112*			*70.0-130*

Laboratory Control Sample (LCS) • Laboratory Control Sample Duplicate (LCSD)

(LCS) R4043808-1 03/09/24 20:40 • (LCSD) R4043808-2 03/09/24 21:03

Analyte	Spike Amount	LCS Result	LCSD Result	LCS Rec.	LCSD Rec.	Rec. Limits	LCS Qualifier	LCSD Qualifier	RPD	RPD Limits
	ug/l	ug/l	ug/l	%	%	%			%	%
Benzene	5.00	4.68	4.89	93.6	97.8	70.0-130			4.39	20
Toluene	5.00	4.32	4.47	86.4	89.4	70.0-130			3.41	20
Ethylbenzene	5.00	4.42	4.37	88.4	87.4	70.0-130			1.14	20
Total Xylenes	15.0	12.8	13.1	85.3	87.3	70.0-130			2.32	20
Methyl tert-butyl ether	5.00	5.23	5.32	105	106	70.0-130			1.71	20
Naphthalene	5.00	4.82	4.86	96.4	97.2	70.0-130			0.826	20
1,2-Dichloroethane	5.00	4.83	4.96	96.6	99.2	70.0-130			2.66	20
(S) Toluene-d8				*101*	*102*	*80.0-120*				
(S) 4-Bromofluorobenzene				*100*	*98.9*	*77.0-126*				
(S) 1,2-Dichloroethane-d4				*112*	*112*	*70.0-130*				

Method Blank (MB)

(MB) R4044124-3 03/10/24 13:34

Analyte	MB Result ug/l	MB Qualifier	MB MDL ug/l	MB RDL ug/l
Benzene	U		0.0941	1.00
Toluene	U		0.278	1.00
Ethylbenzene	U		0.137	1.00
Total Xylenes	U		0.174	3.00
Methyl tert-butyl ether	U		0.101	1.00
Naphthalene	U		1.00	5.00
1,2-Dichloroethane	U		0.0819	1.00
(S) Toluene-d8	*109*			*80.0-120*
(S) 4-Bromofluorobenzene	*103*			*77.0-126*
(S) 1,2-Dichloroethane-d4	*99.5*			*70.0-130*

Laboratory Control Sample (LCS) • Laboratory Control Sample Duplicate (LCSD)

(LCS) R4044124-1 03/10/24 12:03 • (LCSD) R4044124-2 03/10/24 12:26

Analyte	Spike Amount ug/l	LCS Result ug/l	LCSD Result ug/l	LCS Rec. %	LCSD Rec. %	Rec. Limits %	LCS Qualifier	LCSD Qualifier	RPD %	RPD Limits %
Benzene	5.00	4.47	4.33	89.4	86.6	70.0-130			3.18	20
Toluene	5.00	5.32	5.02	106	100	70.0-130			5.80	20
Ethylbenzene	5.00	5.07	4.81	101	96.2	70.0-130			5.26	20
Total Xylenes	15.0	15.3	14.7	102	98.0	70.0-130			4.00	20
Methyl tert-butyl ether	5.00	4.53	4.39	90.6	87.8	70.0-130			3.14	20
Naphthalene	5.00	4.55	4.48	91.0	89.6	70.0-130			1.55	20
1,2-Dichloroethane	5.00	4.69	4.58	93.8	91.6	70.0-130			2.37	20
(S) Toluene-d8				*111*	*110*	*80.0-120*				
(S) 4-Bromofluorobenzene				*103*	*99.4*	*77.0-126*				
(S) 1,2-Dichloroethane-d4				*100*	*101*	*70.0-130*				

Method Blank (MB)

(MB) R4044455-3 03/11/24 20:41

Analyte	MB Result ug/l	MB Qualifier	MB MDL ug/l	MB RDL ug/l
Benzene	U		0.0941	1.00
(S) Toluene-d8	*107*			*80.0-120*
(S) 4-Bromofluorobenzene	*101*			*77.0-126*
(S) 1,2-Dichloroethane-d4	*91.6*			*70.0-130*

Laboratory Control Sample (LCS) • Laboratory Control Sample Duplicate (LCSD)

(LCS) R4044455-1 03/11/24 19:15 • (LCSD) R4044455-2 03/11/24 19:36

Analyte	Spike Amount ug/l	LCS Result ug/l	LCSD Result ug/l	LCS Rec. %	LCSD Rec. %	Rec. Limits %	LCS Qualifier	LCSD Qualifier	RPD %	RPD Limits %
Benzene	5.00	5.92	5.66	118	113	70.0-130			4.49	20
(S) Toluene-d8				*103*	*104*	*80.0-120*				
(S) 4-Bromofluorobenzene				*97.8*	*99.2*	*77.0-126*				
(S) 1,2-Dichloroethane-d4				*91.3*	*93.2*	*70.0-130*				

Method Blank (MB)

(MB) R4044344-3 03/11/24 19:44

Analyte	MB Result	MB Qualifier	MB MDL	MB RDL
	ug/l		ug/l	ug/l
Toluene	U		0.278	1.00
Total Xylenes	U		0.174	3.00
(S) Toluene-d8	*116*			*80.0-120*
(S) 4-Bromofluorobenzene	*104*			*77.0-126*
(S) 1,2-Dichloroethane-d4	*116*			*70.0-130*

Laboratory Control Sample (LCS) • Laboratory Control Sample Duplicate (LCSD)

(LCS) R4044344-1 03/11/24 18:41 • (LCSD) R4044344-2 03/11/24 19:02

Analyte	Spike Amount	LCS Result	LCSD Result	LCS Rec.	LCSD Rec.	Rec. Limits	LCS Qualifier	LCSD Qualifier	RPD	RPD Limits
	ug/l	ug/l	ug/l	%	%	%			%	%
Toluene	5.00	4.75	4.81	95.0	96.2	70.0-130			1.26	20
Total Xylenes	15.0	14.3	14.2	95.3	94.7	70.0-130			0.702	20
(S) Toluene-d8				*114*	*114*	*80.0-120*				
(S) 4-Bromofluorobenzene				*108*	*105*	*77.0-126*				
(S) 1,2-Dichloroethane-d4				*117*	*116*	*70.0-130*				

Method Blank (MB)

(MB) R4045477-3 03/13/24 20:39

Analyte	MB Result ug/l	MB Qualifier	MB MDL ug/l	MB RDL ug/l
Toluene	U		0.278	1.00
Ethylbenzene	U		0.137	1.00
Total Xylenes	U		0.174	3.00
Naphthalene	U		1.00	5.00
(S) Toluene-d8	*116*			*80.0-120*
(S) 4-Bromofluorobenzene	*89.4*			*77.0-126*
(S) 1,2-Dichloroethane-d4	*87.6*			*70.0-130*

Laboratory Control Sample (LCS) • Laboratory Control Sample Duplicate (LCSD)

(LCS) R4045477-1 03/13/24 19:42 • (LCSD) R4045477-2 03/13/24 20:01

Analyte	Spike Amount ug/l	LCS Result ug/l	LCSD Result ug/l	LCS Rec. %	LCSD Rec. %	Rec. Limits %	LCS Qualifier	LCSD Qualifier	RPD %	RPD Limits %
Toluene	5.00	5.93	5.54	119	111	70.0-130			6.80	20
Ethylbenzene	5.00	5.75	5.39	115	108	70.0-130			6.46	20
Total Xylenes	15.0	17.0	16.7	113	111	70.0-130			1.78	20
Naphthalene	5.00	5.44	5.67	109	113	70.0-130			4.14	20
(S) Toluene-d8				*110*	*108*	*80.0-120*				
(S) 4-Bromofluorobenzene				*89.0*	*94.0*	*77.0-126*				
(S) 1,2-Dichloroethane-d4				*86.1*	*89.4*	*70.0-130*				

GLOSSARY OF TERMS

Guide to Reading and Understanding Your Laboratory Report

The information below is designed to better explain the various terms used in your report of analytical results from the Laboratory. This is not intended as a comprehensive explanation, and if you have additional questions please contact your project representative.

Results Disclaimer - Information that may be provided by the customer, and contained within this report, include Permit Limits, Project Name, Sample ID, Sample Matrix, Sample Preservation, Field Blanks, Field Spikes, Field Duplicates, On-Site Data, Sampling Collection Dates/Times, and Sampling Location. Results relate to the accuracy of this information provided, and as the samples are received.

Abbreviations and Definitions

MDL	Method Detection Limit.
ND	Not detected at the Reporting Limit (or MDL where applicable).
RDL	Reported Detection Limit.
Rec.	Recovery.
RPD	Relative Percent Difference.
SDG	Sample Delivery Group.
(S)	Surrogate (Surrogate Standard) - Analytes added to every blank, sample, Laboratory Control Sample/Duplicate and Matrix Spike/Duplicate; used to evaluate analytical efficiency by measuring recovery. Surrogates are not expected to be detected in all environmental media.
U	Not detected at the Reporting Limit (or MDL where applicable).
Analyte	The name of the particular compound or analysis performed. Some Analyses and Methods will have multiple analytes reported.
Dilution	If the sample matrix contains an interfering material, the sample preparation volume or weight values differ from the standard, or if concentrations of analytes in the sample are higher than the highest limit of concentration that the laboratory can accurately report, the sample may be diluted for analysis. If a value different than 1 is used in this field, the result reported has already been corrected for this factor.
Limits	These are the target % recovery ranges or % difference value that the laboratory has historically determined as normal for the method and analyte being reported. Successful QC Sample analysis will target all analytes recovered or duplicated within these ranges.
Original Sample	The non-spiked sample in the prep batch used to determine the Relative Percent Difference (RPD) from a quality control sample. The Original Sample may not be included within the reported SDG.
Qualifier	This column provides a letter and/or number designation that corresponds to additional information concerning the result reported. If a Qualifier is present, a definition per Qualifier is provided within the Glossary and Definitions page and potentially a discussion of possible implications of the Qualifier in the Case Narrative if applicable.
Result	The actual analytical final result (corrected for any sample specific characteristics) reported for your sample. If there was no measurable result returned for a specific analyte, the result in this column may state “ND” (Not Detected) or “BDL” (Below Detectable Levels). The information in the results column should always be accompanied by either an MDL (Method Detection Limit) or RDL (Reporting Detection Limit) that defines the lowest value that the laboratory could detect or report for this analyte.
Uncertainty (Radiochemistry)	Confidence level of 2 sigma.
Case Narrative (Cn)	A brief discussion about the included sample results, including a discussion of any non-conformances to protocol observed either at sample receipt by the laboratory from the field or during the analytical process. If present, there will be a section in the Case Narrative to discuss the meaning of any data qualifiers used in the report.
Quality Control Summary (Qc)	This section of the report includes the results of the laboratory quality control analyses required by procedure or analytical methods to assist in evaluating the validity of the results reported for your samples. These analyses are not being performed on your samples typically, but on laboratory generated material.
Sample Chain of Custody (Sc)	This is the document created in the field when your samples were initially collected. This is used to verify the time and date of collection, the person collecting the samples, and the analyses that the laboratory is requested to perform. This chain of custody also documents all persons (excluding commercial shippers) that have had control or possession of the samples from the time of collection until delivery to the laboratory for analysis.
Sample Results (Sr)	This section of your report will provide the results of all testing performed on your samples. These results are provided by sample ID and are separated by the analyses performed on each sample. The header line of each analysis section for each sample will provide the name and method number for the analysis reported.
Sample Summary (Ss)	This section of the Analytical Report defines the specific analyses performed for each sample ID, including the dates and times of preparation and/or analysis.

Qualifier	Description
B	The same analyte is found in the associated blank.
J	The identification of the analyte is acceptable; the reported value is an estimate.
J6	The sample matrix interfered with the ability to make any accurate determination; spike value is low.
T8	Sample(s) received past/too close to holding time expiration.

ACCREDITATIONS & LOCATIONS

Pace Analytical National 12065 Lebanon Rd Mount Juliet, TN 37122

Alabama	40660	Nebraska	NE-OS-15-05
Alaska	17-026	Nevada	TN000032021-1
Arizona	AZ0612	New Hampshire	2975
Arkansas	88-0469	New Jersey–NELAP	TN002
California	2932	New Mexico [1]	TN00003
Colorado	TN00003	New York	11742
Connecticut	PH-0197	North Carolina	Env375
Florida	E87487	North Carolina [1]	DW21704
Georgia	NELAP	North Carolina [3]	41
Georgia [1]	923	North Dakota	R-140
Idaho	TN00003	Ohio–VAP	CL0069
Illinois	200008	Oklahoma	9915
Indiana	C-TN-01	Oregon	TN200002
Iowa	364	Pennsylvania	68-02979
Kansas	E-10277	Rhode Island	LA000356
Kentucky [1 6]	KY90010	South Carolina	84004002
Kentucky [2]	16	South Dakota	n/a
Louisiana	AI30792	Tennessee [1 4]	2006
Louisiana	LA018	Texas	T104704245-20-18
Maine	TN00003	Texas [5]	LAB0152
Maryland	324	Utah	TN000032021-11
Massachusetts	M-TN003	Vermont	VT2006
Michigan	9958	Virginia	110033
Minnesota	047-999-395	Washington	C847
Mississippi	TN00003	West Virginia	233
Missouri	340	Wisconsin	998093910
Montana	CERT0086	Wyoming	A2LA
A2LA – ISO 17025	1461.01	AIHA-LAP,LLC EMLAP	100789
A2LA – ISO 17025 [5]	1461.02	DOD	1461.01
Canada	1461.01	USDA	P330-15-00234
EPA–Crypto	TN00003		

[1] Drinking Water [2] Underground Storage Tanks [3] Aquatic Toxicity [4] Chemical/Microbiological [5] Mold [6] Wastewater n/a Accreditation not applicable

* Not all certifications held by the laboratory are applicable to the results reported in the attached report.

* Accreditation is only applicable to the test methods specified on each scope of accreditation held by Pace Analytical.

Company Name/Address:
Kinder Morgan- Atlanta, GA

Ten 10th Street NW
Suite 1400
Atlanta. GA 30309

Billing Information:
Accounts Payable
1000 Windward Concourse
Ste 450
Alpharetta, GA 30005

Pres Chk

Report to: Bethany Garvey

Email To: bethany.garvey@jacobs.com;tom.wiley@jacobs

Project Description: Lewis Drive Groundwater

City/State Collected: BELTON, SC

Please Circle: PT MT CT (ET)

Phone: 404-751-5651

Client Project # KMLDMR24

Lab Project # KINCH2MGA-LEWIS12

Collected by (print): TH, AF, DG, AW, MR

Site/Facility ID # KM_LEWISDR

P.O. # WD1106937

Collected by (signature):

Immediately Packed on Ice N ___ Y ✓

Rush? (Lab MUST be Notified)
___ Same Day ___ Five Day
___ Next Day ___ 5 Day (Rad Only)
___ Two Day X 10 Day (Rad Only)
___ Three Day

Quote #

Date Results Needed

Analysis / Container / Preservative

Sample ID	Comp/Grab	Matrix *	Depth	Date	Time	No. of Cntrs	*NITRATE,SULFATE* 125mlHDPE-NoPres	ALK,CO2 125mlHDPE-NoPres	Methane - RSK175 40mlAmb HCl	V8260BTEXMNSC 40mlAmb-HCl								
✓ MW-22-030624		GW			0905	7	✓	✓	✓	✓								-01
MW-32-030624		GW			0905	7	✓	✓	✓	✓								-02
✓ MW-01-030624		GW			0930	7	✓	✓	✓	✓								-03
MW-10-030624		GW			0930	7	✓	✓	✓	✓								-04
✓ MW-01B-030624		GW			0940	3				✓								-05
MW-08-030624		GW			0955	7	✓	✓	✓	✓								-06
✓ MW-44-030624		GW			0955	3				✓								-07
✓ MW-44B-030624		GW			1005	3				✓								-08
MW-18-030624		GW			1010	7	✓	✓	✓	✓								-09
✓ MW-11-030624		GW			1025	7	✓	✓	✓	✓								-10

Chain of Custody Page 1 of 6

Pace
PEOPLE ADVANCING SCIENCE

MT JULIET, TN

12065 Lebanon Rd Mount Juliet, TN 37122
Submitting a sample via this chain of custody constitutes acknowledgment and acceptance of the Pace Terms and Conditions found at: https://info.pacelabs.com/hubfs/pas-standard-terms.pdf

SDG # L1172841
J185

Acctnum: KINCH2MGA
Template: T216192
Prelogin: P1059824
PM: 526 - Chris McCord
PB: 2/29/24 CAM
Shipped Via: FedEX Standard

Remarks | Sample # (lab only)

* Matrix:
SS - Soil AIR - Air F - Filter
GW - Groundwater B - Bioassay
WW - WasteWater
DW - Drinking Water
OT - Other_____

Remarks: V8260BTEXMN = BTEX, MTBE, Naphthalene, and 1,2-DCA.

pH _____ Temp _____
Flow _____ Other _____

Samples returned via:
__ UPS __ FedEx __ Courier _____

Tracking #

Sample Receipt Checklist
COC Seal Present/Intact: __NP ✓Y __N
COC Signed/Accurate: ✓Y __N
Bottles arrive intact: ✓Y __N
Correct bottles used: ✓Y __N
Sufficient volume sent: ✓Y __N
If Applicable
VOA Zero Headspace: ✓Y __N
Preservation Correct/Checked: ✓Y __N
RAD Screen <0.5 mR/hr: ✓Y __N

Relinquished by : (Signature)	Date:	Time:	Received by: (Signature)	Trip Blank Received: (Yes) / No; (HCl) / MeOH; TBR	If preservation required by Login: Date/Time
	3-6-24	1830		3	
Relinquished by : (Signature)	Date:	Time:	Received by: (Signature)	Temp: °C Bottles Received: 236	
Relinquished by : (Signature)	Date:	Time:	Received for lab by: (Signature)	Date: 3-7-24 Time: 0900	Hold: Condition: NCF / (OK)

Company Name/Address:
Kinder Morgan- Atlanta, GA

Ten 10th Street NW
Suite 1400
Atlanta. GA 30309

Billing Information:
Accounts Payable
1000 Windward Concourse
Ste 450
Alpharetta, GA 30005

Report to: Bethany Garvey

Email To: bethany.garvey@jacobs.com;tom.wiley@jacobs

Project Description: Lewis Drive Groundwater

City/State Collected:

Please Circle: PT MT CT ET

Phone: 404-751-5651

Client Project #

Lab Project # KINCH2MGA-LEWIS12

Collected by (print):

Site/Facility ID # KM_LEWISDR

P.O. # WD1106937

Collected by (signature):

Immediately Packed on Ice N ___ Y ___

Rush? (Lab MUST Be Notified)
___ Same Day ___ Five Day
___ Next Day ___ 5 Day (Rad Only)
___ Two Day ___ 10 Day (Rad Only)
___ Three Day

Quote #

Date Results Needed

Analysis / Container / Preservative

Chain of Custody Page 2 of 6

Pace
PEOPLE ADVANCING SCIENCE

MT JULIET, TN
12065 Lebanon Rd Mount Juliet, TN 37122
Submitting a sample via this chain of custody constitutes acknowledgment and acceptance of the Pace Terms and Conditions found at: https://info.pacelabs.com/hubfs/pas-standard-terms.pdf

SDG # L1172841

Table #

Acctnum: KINCH2MGA
Template: T216192
Prelogin: P1059824
PM: 526 - Chris McCord
PB: 2/29/24 CAM

Shipped Via: FedEX Standard

Sample ID	Comp/Grab	Matrix *	Depth	Date	Time	No. of Cntrs	*NITRATE,SULFATE* 125mlHDPE-NoPres	ALK,CO2 125mlHDPE-NoPres	Methane - RSK175 40mlAmb HCl	V8260BTEXMNSC 40mlAmb-HCl	Pres Chk	Remarks	Sample # (lab only)
MW-57-030624		GW			1025	3				✓			-11
MW-16-030624		GW			1040	3				✓			-12
MW-09-030624		GW			1050	7	✓	✓	✓	✓			-13
MW-27-030624		GW			1050	3				✓			-14
MW-27B-030624		GW			1100	3				✓			-15
MW-09B-030624		GW			1100	3				✓			-16
MW-02-030624		GW			1110	7	✓	✓	✓	✓			-17
MW-56-030624		GW			1120	7	✓	✓	✓	✓			-18
MW-15-030624		GW			1125	7	✓	✓	✓	✓			-19
MW-02B-030624		GW			1125	3				✓			-20

* Matrix:
SS - Soil AIR - Air F - Filter
GW - Groundwater B - Bioassay
WW - WasteWater
DW - Drinking Water
OT - Other_____

Remarks: V8260BTEXMN = BTEX, MTBE, Naphthalene, and 1,2-DCA.

pH _____ Temp _____

Flow _____ Other _____

Samples returned via:
__ UPS __ FedEx __ Courier _____

Tracking #

Sample Receipt Checklist
COC Seal Present/Intact: __NP __Y __N
COC Signed/Accurate: __Y __N
Bottles arrive intact: __Y __N
Correct bottles used: __Y __N
Sufficient volume sent: __Y __N
If Applicable
VOA Zero Headspace: __Y __N
Preservation Correct/Checked: __Y __N
RAD Screen <0.5 mR/hr: __Y __N

Relinquished by : (Signature)	Date:	Time:	Received by: (Signature)	Trip Blank Received: Yes / No HCL / MeoH TBR	
	3-6-24	1830			
Relinquished by : (Signature)	Date:	Time:	Received by: (Signature)	Temp: °C Bottles Received:	If preservation required by Login: Date/Time
Relinquished by : (Signature)	Date:	Time:	Received for lab by: (Signature)	Date: 3-7-24 Time: 0900	Hold: Condition: NCF / OK

Company Name/Address:
Kinder Morgan- Atlanta, GA

Ten 10th Street NW
Suite 1400
Atlanta. GA 30309

Billing Information:
Accounts Payable
1000 Windward Concourse
Ste 450
Alpharetta, GA 30005

Pres Chk

Report to: Bethany Garvey

Email To: bethany.garvey@jacobs.com;tom.wiley@jacobs

Project Description: Lewis Drive Groundwater

City/State Collected:

Please Circle: PT MT CT ET

Phone: 404-751-5651

Client Project #

Lab Project # KINCH2MGA-LEWIS12

Collected by (print):

Site/Facility ID # KM_LEWISDR

P.O. # WD1106937

Collected by (signature):

Immediately Packed on Ice N ___ Y ___

Rush? (Lab MUST Be Notified)
___ Same Day ___ Five Day
___ Next Day ___ 5 Day (Rad Only)
___ Two Day ___ 10 Day (Rad Only)
___ Three Day

Quote #

Date Results Needed

Analysis / Container / Preservative

Sample ID	Comp/Grab	Matrix *	Depth	Date	Time	No. of Cntrs	*NITRATE,SULFATE* 125mlHDPE-NoPres	ALK,CO2 125mlHDPE-NoPres	Methane - RSK175 40mlAmb HCl	V8260BTEXMNSC 40mlAmb-HCl							Remarks	Sample # (lab only)
MW-15B-030624	G	GW	—	3-6-24	1140	3				✓								-21
MW-47-030624		GW			1140	3				✓								-22
MW-31-030624		GW			1145	3				✓								-23
MW-31B-030624		GW			1155	3				✓								-24
MW-28-030624		GW			1330	7	✓	✓	✓	✓								-25
MW-33-030624		GW			1330	3				✓								-26
MW-33T-030624		GW			1340	3				✓								-27
MW-49-030624		GW			1345	3				✓								-28
MW-50B-030624		GW			1355	3				✓								-29
MW-12-030624		GW			1355	7	✓	✓	✓	✓								-30

Chain of Custody Page 3 of 6

Pace
PEOPLE ADVANCING SCIENCE

MT JULIET, TN
12065 Lebanon Rd Mount Juliet, TN 37122
Submitting a sample via this chain of custody constitutes acknowledgment and acceptance of the Pace Terms and Conditions found at: https://info.pacelabs.com/hubfs/pas-standard-terms.pdf

SDG # L771284

Table #

Acctnum: KINCH2MGA
Template: T216192
Prelogin: P1059824
PM: 526 - Chris McCord
PB: 2/29/24 CAM
Shipped Via: FedEX Standard

* Matrix:
SS - Soil AIR - Air F - Filter
GW - Groundwater B - Bioassay
WW - WasteWater
DW - Drinking Water
OT - Other_____

Remarks: V8260BTEXMN = BTEX, MTBE, Naphthalene, and 1,2-DCA.

pH _____ Temp _____
Flow _____ Other _____

Samples returned via: __ UPS __ FedEx __ Courier _____

Tracking #

Sample Receipt Checklist
COC Seal Present/Intact: __NP ✓Y __N
COC Signed/Accurate: ✓Y __N
Bottles arrive intact: ✓Y __N
Correct bottles used: ✓Y __N
Sufficient volume sent: ✓Y __N
If Applicable
VOA Zero Headspace: ✓Y __N
Preservation Correct/Checked: ✓Y __N
RAD Screen <0.5 mR/hr: ✓Y __N

Relinquished by : (Signature)	Date:	Time:	Received by: (Signature)	Trip Blank Received: Yes / No HCL / MeoH TBR	
	3-6-24	1830			
Relinquished by : (Signature)	Date:	Time:	Received by: (Signature)	Temp: °C Bottles Received:	If preservation required by Login: Date/Time
Relinquished by : (Signature)	Date:	Time:	Received for lab by: (Signature)	Date: 3-7-24 Time: 0900	Hold: Condition: NCF / OK

Company Name/Address:
Kinder Morgan- Atlanta, GA

Ten 10th Street NW
Suite 1400
Atlanta. GA 30309

Billing Information:
Accounts Payable
1000 Windward Concourse
Ste 450
Alpharetta, GA 30005

Pres Chk

Report to: Bethany Garvey

Email To: bethany.garvey@jacobs.com;tom.wiley@jacobs

Project Description: Lewis Drive Groundwater

City/State Collected:

Please Circle: PT MT CT ET

Phone: 404-751-5651

Client Project #

Lab Project # KINCH2MGA-LEWIS12

Collected by (print):

Site/Facility ID # KM_LEWISDR

P.O. # WD1106937

Collected by (signature):

Immediately Packed on Ice N ___ Y ___

Rush? (Lab MUST Be Notified)
___ Same Day ___ Five Day
___ Next Day ___ 5 Day (Rad Only)
___ Two Day ___ 10 Day (Rad Only)
___ Three Day

Quote #

Date Results Needed

Analysis / Container / Preservative

Sample ID	Comp/Grab	Matrix *	Depth	Date	Time	No. of Cntrs	*NITRATE,SULFATE* 125mlHDPE-NoPres	ALK,CO2 125mlHDPE-NoPres	Methane - RSK175 40mlAmb HCl	V8260BTEXMNSC 40mlAmb-HCl	Remarks	Sample # (lab only)
MW-12B-030624		GW			1410	3				✓		-31
MW-48B-030624		GW			1405	3				✓		-32
MW-52-030624		GW			1415	3				✓		-33
MW-51-030624		GW			1420	3				✓		-34
MW-35-030624		GW			1420	7	✓	✓	✓	✓		-35
MW-38B-030624		GW			1425	3				✓		-36
MW-25-030624		GW			1435	7	✓	✓	✓	✓		-37
MW-25B-030624		GW			1445	3				✓		-38
MW-13B-030624		GW			1440	3				✓		-39
MW-14-030624		GW			1450	3				✓		-40

Chain of Custody Page 4 of 6

Pace
PEOPLE ADVANCING SCIENCE

MT JULIET, TN
12065 Lebanon Rd Mount Juliet, TN 37122
Submitting a sample via this chain of custody constitutes acknowledgment and acceptance of the Pace Terms and Conditions found at: https://info.pacelabs.com/hubfs/pas-standard-terms.pdf

SDG # L712841

Table #

Acctnum: KINCH2MGA
Template: T216192
Prelogin: P1059824
PM: 526 - Chris McCord
PB: 2/29/24 CAM

Shipped Via: FedEX Standard

* Matrix:
SS - Soil AIR - Air F - Filter
GW - Groundwater B - Bioassay
WW - WasteWater
DW - Drinking Water
OT - Other_____

Remarks: V8260BTEXMN = BTEX, MTBE, Naphthalene, and 1,2-DCA.

pH _____ Temp _____
Flow _____ Other _____

Samples returned via:
__ UPS __ FedEx __ Courier _____

Tracking #

Sample Receipt Checklist
COC Seal Present/Intact: __NP Y N
COC Signed/Accurate: Y N
Bottles arrive intact: Y N
Correct bottles used: Y N
Sufficient volume sent: Y N
If Applicable
VOA Zero Headspace: Y N
Preservation Correct/Checked: Y N
RAD Screen <0.5 mR/hr: Y N

Relinquished by : (Signature)	Date:	Time:	Received by: (Signature)	Trip Blank Received: Yes / No HCL / MeoH TBR	
	3-6-24	1830			
Relinquished by : (Signature)	Date:	Time:	Received by: (Signature)	Temp: °C Bottles Received:	If preservation required by Login: Date/Time
Relinquished by : (Signature)	Date:	Time:	Received for lab by: (Signature)	Date: 3-7-24 Time: 0900	Hold: Condition: NCF / OK

Company Name/Address:
Kinder Morgan- Atlanta, GA

Ten 10th Street NW
Suite 1400
Atlanta. GA 30309

Billing Information:
Accounts Payable
1000 Windward Concourse
Ste 450
Alpharetta, GA 30005

Pres Chk

Report to: Bethany Garvey

Email To: bethany.garvey@jacobs.com;tom.wiley@jacobs

Project Description: Lewis Drive Groundwater

City/State Collected:

Please Circle: PT MT CT ET

Phone: 404-751-5651

Client Project #

Lab Project # KINCH2MGA-LEWIS12

Collected by (print):

Site/Facility ID # KM_LEWISDR

P.O. # WD1106937

Collected by (signature):

Immediately Packed on Ice N ___ Y ___

Rush? (Lab MUST Be Notified)
___ Same Day ___ Five Day
___ Next Day ___ 5 Day (Rad Only)
___ Two Day ___ 10 Day (Rad Only)
___ Three Day

Quote #

Date Results Needed

Analysis / Container / Preservative

Chain of Custody Page 5 of 6

Pace
PEOPLE ADVANCING SCIENCE

MT JULIET, TN
12065 Lebanon Rd Mount Juliet, TN 37122
Submitting a sample via this chain of custody constitutes acknowledgment and acceptance of the Pace Terms and Conditions found at: https://info.pacelabs.com/hubfs/pas-standard-terms.pdf

SDG # L1712841

Table #

Acctnum: KINCH2MGA
Template: T216192
Prelogin: P1059824
PM: 526 - Chris McCord
PB: 2/29/24 CAM

Shipped Via: FedEX Standard

Sample ID	Comp/Grab	Matrix *	Depth	Date	Time	No. of Cntrs	*NITRATE,SULFATE* 125mlHDPE-NoPres	ALK,CO2 125mlHDPE-NoPres	Methane - RSK175 40mlAmb HCl	V8260BTEXMNSC 40mlAmb-HCl	Remarks	Sample # (lab only)
MW-14B-030624	G	GW		3-6-24	1500	3				✓		-41
MW-42-030624		GW			1455	7	✓	✓	✓	✓		-42
MW-24-030624		GW			1505	3				✓		-43
MW-24B-030624		GW			1510	3				✓		-44
MW-41-030624		GW			1525	3				✓		-45
MW-41-D-030624		GW			1530	3				✓		-46
MW-43-030624		GW			1525	3				✓		-47
MW-43B-030624		GW			1530	3				✓		-48
MW-60-030624		GW			1500	3				✓		-49
MW-40-030624		GW			1540	7	✓	✓	✓	✓		-50

* Matrix:
SS - Soil AIR - Air F - Filter
GW - Groundwater B - Bioassay
WW - WasteWater
DW - Drinking Water
OT - Other_____

Remarks: V8260BTEXMN = BTEX, MTBE, Naphthalene, and 1,2-DCA.

pH _____ Temp _____

Flow _____ Other _____

Samples returned via:
__ UPS __ FedEx __ Courier _____

Tracking #

Sample Receipt Checklist
COC Seal Present/Intact: __NP ✓Y __N
COC Signed/Accurate: ✓Y __N
Bottles arrive intact: ✓Y __N
Correct bottles used: ✓Y __N
Sufficient volume sent: ✓Y __N
If Applicable
VOA Zero Headspace: __Y __N
Preservation Correct/Checked: ✓Y __N
RAD Screen <0.5 mR/hr: ✓Y __N

Relinquished by: (Signature)	Date:	Time:	Received by: (Signature)	Trip Blank Received: Yes / No HCL / MeoH TBR	
	3-6-24	1830			
Relinquished by: (Signature)	Date:	Time:	Received by: (Signature)	Temp: °C Bottles Received:	If preservation required by Login: Date/Time
Relinquished by: (Signature)	Date:	Time:	Received for lab by: (Signature)	Date: 3-7-24 Time: 0900	Hold: / Condition: NCF / OK

Company Name/Address:
Kinder Morgan- Atlanta, GA

Ten 10th Street NW
Suite 1400
Atlanta. GA 30309

Billing Information:
Accounts Payable
1000 Windward Concourse
Ste 450
Alpharetta, GA 30005

Pres Chk

Report to: Bethany Garvey

Email To: bethany.garvey@jacobs.com;tom.wiley@jacobs

Project Description: Lewis Drive Groundwater

City/State Collected:

Please Circle: PT MT CT ET

Phone: 404-751-5651

Client Project #

Lab Project # KINCH2MGA-LEWIS12

Collected by (print):

Site/Facility ID # KM_LEWISDR

P.O. # WD1106937

Collected by (signature):

Immediately Packed on Ice N ___ Y ___

Rush? (Lab MUST Be Notified)
___ Same Day ___ Five Day
___ Next Day ___ 5 Day (Rad Only)
___ Two Day ___ 10 Day (Rad Only)
___ Three Day

Quote #

Date Results Needed

Analysis / Container / Preservative

Sample ID	Comp/Grab	Matrix *	Depth	Date	Time	No. of Cntrs	*NITRATE,SULFATE* 125mlHDPE-NoPres	ALK,CO2 125mlHDPE-NoPres	Methane - RSK175 40mlAmb HCl	V8260BTEXMNSC 40mlAmb-HCl	Remarks	Sample # (lab only)
MW-34-030624	G	GW		3-6-24	1600	3				✓		-51
MW-26-030624		GW			1620	3				✓		-52
MW-26B-030624		GW			1630	3				✓		-53
MW-39-030624		GW			1550	3				✓		-54
FB01-030624		GW			1600	3				✓		-55
TB01-030624		GW			LAB	1				✓		-56
MW-21-030624		GW			1725	3				✓		-57
TB02-030624		GW			LAB	1				✓		-58
TB03-030624		GW			LAB	1				✓		-59
		GW										

Chain of Custody Page 6 of 6

Pace
PEOPLE ADVANCING SCIENCE

MT JULIET, TN
12065 Lebanon Rd Mount Juliet, TN 37122
Submitting a sample via this chain of custody constitutes acknowledgment and acceptance of the Pace Terms and Conditions found at: https://info.pacelabs.com/hubfs/pas-standard-terms.pdf

SDG # L1172841

Table #

Acctnum: KINCH2MGA
Template: T216192
Prelogin: P1059824
PM: 526 - Chris McCord
PB: 2/29/24 CAM
Shipped Via: FedEX Standard

* Matrix:
SS - Soil AIR - Air F - Filter
GW - Groundwater B - Bioassay
WW - WasteWater
DW - Drinking Water
OT - Other_____

Remarks: V8260BTEXMN = BTEX, MTBE, Naphthalene, and 1,2-DCA.

pH _____ Temp _____
Flow _____ Other _____

Samples returned via:
__ UPS __ FedEx __ Courier _____

Tracking #

Sample Receipt Checklist
COC Seal Present/Intact: __NP Y N
COC Signed/Accurate: Y N
Bottles arrive intact: Y N
Correct bottles used: Y N
Sufficient volume sent: Y N
If Applicable
VOA Zero Headspace: Y N
Preservation Correct/Checked: Y N
RAD Screen <0.5 mR/hr: Y N

Relinquished by : (Signature)	Date:	Time:	Received by: (Signature)	Trip Blank Received: Yes / No HCL / MeoH TBR	If preservation required by Login: Date/Time
	3-6-24	1830			
Relinquished by : (Signature)	Date:	Time:	Received by: (Signature)	Temp: °C Bottles Received:	
Relinquished by : (Signature)	Date:	Time:	Received for lab by: (Signature)	Date: 3-7-24 Time: 0900	Hold: Condition: NCF / OK

L7172841

Tracking Numbers	MSA9 Temperature
7320 9662 2609	4.0 + 0 = 4.0
7320 9662 2594	0.1 + 0 = 0.1
7159 0313 5756	0.9 + 0 = 0.9
7320 9662 2583	2.8 + 0 = 2.8

Name

Date

ANALYTICAL REPORT

June 26, 2024

Kinder Morgan- Atlanta, GA

Sample Delivery Group:	L1746051
Samples Received:	06/12/2024
Project Number:	KMLDMR24
Description:	Lewis Drive Groundwater
Site:	KM_LEWISDR
Report To:	Bethany Garvey Ten 10th Street NW Suite 1400 Atlanta, GA 30309

Entire Report Reviewed By:

Chris McCord
Project Manager

Results relate only to the items tested or calibrated and are reported as rounded values. This test report shall not be reproduced, except in full, without written approval of the laboratory. Where applicable, sampling conducted by Pace Analytical National is performed per guidance provided in laboratory standard operating procedures ENV-SOP-MTJL-0067 and ENV-SOP-MTJL-0068. Where sampling conducted by the customer, results relate to the accuracy of the information provided, and as the samples are received.

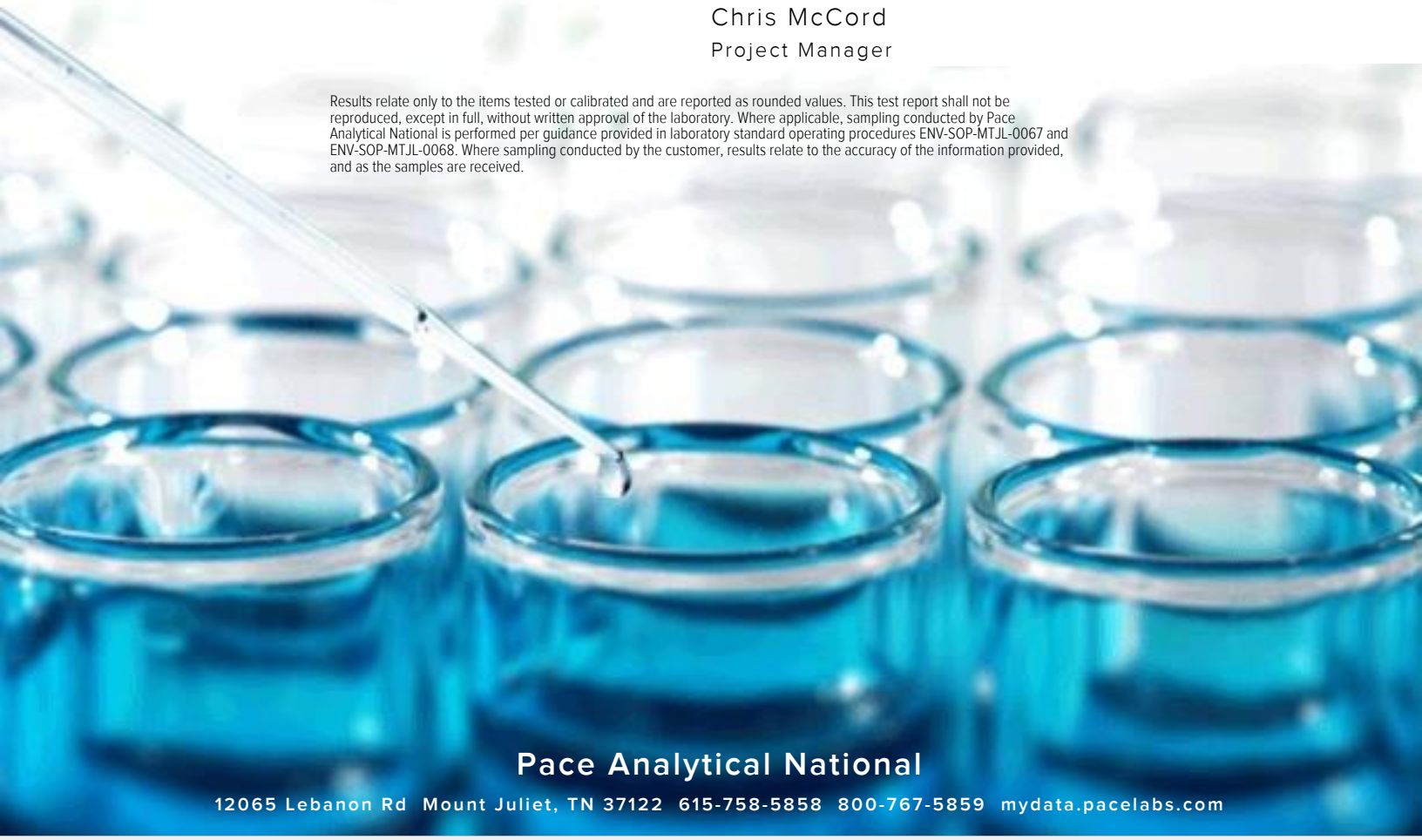

Pace Analytical National
12065 Lebanon Rd Mount Juliet, TN 37122 615-758-5858 800-767-5859 mydata.pacelabs.com

TABLE OF CONTENTS

Cp: Cover Page 1

Tc: Table of Contents 2

Ss: Sample Summary 3

Cn: Case Narrative 7

Sr: Sample Results 8

MW-20-061024 L1746051-01 8

MW-23-061024 L1746051-02 9

MW-23-D-061024 L1746051-03 10

MW-45-061024 L1746051-04 11

MW-17B-061024 L1746051-05 12

MW-63-061024 L1746051-06 13

MW-07-061024 L1746051-07 14

MW-36-061024 L1746051-08 15

MW-61B-061024 L1746051-09 16

MW-58-061024 L1746051-10 17

MW-14-061024 L1746051-11 18

MW-14B-061024 L1746051-12 19

MW-38B-061024 L1746051-13 20

MW-62-061024 L1746051-14 21

MW-41-061024 L1746051-15 22

MW-40-061024 L1746051-16 23

MW-39-061024 L1746051-17 24

MW-59-061024 L1746051-18 25

MW-15B-061024 L1746051-19 26

MW-11-061024 L1746051-20 27

MW-60-061024 L1746051-21 28

MW-56-061124 L1746051-22 29

MW-38-061124 L1746051-23 30

MW-57-061124 L1746051-24 31

MW-37-061124 L1746051-25 32

MW-37-D-061124 L1746051-26 33

MW-46-061124 L1746051-27 34

FB01-061024 L1746051-28 35

FB02-061124 L1746051-29 36

TB01-061124 L1746051-30 37

Qc: Quality Control Summary 38

Volatile Organic Compounds (GC/MS) by Method 8260D 38

Gl: Glossary of Terms 43

Al: Accreditations & Locations 44

Sc: Sample Chain of Custody 45

MW-20-061024 L1746051-01 GW

Collected by: TH/AF/AW | Collected date/time: 06/10/24 10:50 | Received date/time: 06/12/24 09:00

Method	Batch	Dilution	Preparation date/time	Analysis date/time	Analyst	Location
Volatile Organic Compounds (GC/MS) by Method 8260D	WG2306174	100	06/16/24 19:29	06/16/24 19:29	DYW	Mt. Juliet, TN

MW-23-061024 L1746051-02 GW

Collected by: TH/AF/AW | Collected date/time: 06/10/24 10:55 | Received date/time: 06/12/24 09:00

Method	Batch	Dilution	Preparation date/time	Analysis date/time	Analyst	Location
Volatile Organic Compounds (GC/MS) by Method 8260D	WG2306174	1	06/16/24 14:02	06/16/24 14:02	DYW	Mt. Juliet, TN
Volatile Organic Compounds (GC/MS) by Method 8260D	WG2307612	25	06/19/24 18:49	06/19/24 18:49	DYW	Mt. Juliet, TN
Volatile Organic Compounds (GC/MS) by Method 8260D	WG2309035	25	06/20/24 20:41	06/20/24 20:41	JHH	Mt. Juliet, TN

MW-23-D-061024 L1746051-03 GW

Collected by: TH/AF/AW | Collected date/time: 06/10/24 11:00 | Received date/time: 06/12/24 09:00

Method	Batch	Dilution	Preparation date/time	Analysis date/time	Analyst	Location
Volatile Organic Compounds (GC/MS) by Method 8260D	WG2306174	1	06/16/24 14:23	06/16/24 14:23	DYW	Mt. Juliet, TN
Volatile Organic Compounds (GC/MS) by Method 8260D	WG2307612	25	06/19/24 19:10	06/19/24 19:10	DYW	Mt. Juliet, TN
Volatile Organic Compounds (GC/MS) by Method 8260D	WG2309035	25	06/20/24 21:02	06/20/24 21:02	JHH	Mt. Juliet, TN

MW-45-061024 L1746051-04 GW

Collected by: TH/AF/AW | Collected date/time: 06/10/24 11:10 | Received date/time: 06/12/24 09:00

Method	Batch	Dilution	Preparation date/time	Analysis date/time	Analyst	Location
Volatile Organic Compounds (GC/MS) by Method 8260D	WG2307612	1	06/19/24 18:08	06/19/24 18:08	DYW	Mt. Juliet, TN

MW-17B-061024 L1746051-05 GW

Collected by: TH/AF/AW | Collected date/time: 06/10/24 11:20 | Received date/time: 06/12/24 09:00

Method	Batch	Dilution	Preparation date/time	Analysis date/time	Analyst	Location
Volatile Organic Compounds (GC/MS) by Method 8260D	WG2306174	100	06/16/24 19:49	06/16/24 19:49	DYW	Mt. Juliet, TN

MW-63-061024 L1746051-06 GW

Collected by: TH/AF/AW | Collected date/time: 06/10/24 11:25 | Received date/time: 06/12/24 09:00

Method	Batch	Dilution	Preparation date/time	Analysis date/time	Analyst	Location
Volatile Organic Compounds (GC/MS) by Method 8260D	WG2306174	1	06/16/24 15:04	06/16/24 15:04	DYW	Mt. Juliet, TN
Volatile Organic Compounds (GC/MS) by Method 8260D	WG2307612	1	06/19/24 18:29	06/19/24 18:29	DYW	Mt. Juliet, TN

MW-07-061024 L1746051-07 GW

Collected by: TH/AF/AW | Collected date/time: 06/10/24 11:30 | Received date/time: 06/12/24 09:00

Method	Batch	Dilution	Preparation date/time	Analysis date/time	Analyst	Location
Volatile Organic Compounds (GC/MS) by Method 8260D	WG2307612	20	06/19/24 19:30	06/19/24 19:30	DYW	Mt. Juliet, TN

MW-36-061024 L1746051-08 GW

Collected by: TH/AF/AW | Collected date/time: 06/10/24 11:45 | Received date/time: 06/12/24 09:00

Method	Batch	Dilution	Preparation date/time	Analysis date/time	Analyst	Location
Volatile Organic Compounds (GC/MS) by Method 8260D	WG2306174	1	06/16/24 15:25	06/16/24 15:25	DYW	Mt. Juliet, TN

MW-61B-061024 L1746051-09 GW

Collected by: TH/AF/AW | Collected date/time: 06/10/24 12:05 | Received date/time: 06/12/24 09:00

Method	Batch	Dilution	Preparation date/time	Analysis date/time	Analyst	Location
Volatile Organic Compounds (GC/MS) by Method 8260D	WG2306174	1	06/16/24 15:45	06/16/24 15:45	DYW	Mt. Juliet, TN

MW-58-061024 L1746051-10 GW

Collected by: TH/AF/AW | Collected date/time: 06/10/24 12:15 | Received date/time: 06/12/24 09:00

Method	Batch	Dilution	Preparation date/time	Analysis date/time	Analyst	Location
Volatile Organic Compounds (GC/MS) by Method 8260D	WG2306174	1	06/16/24 16:06	06/16/24 16:06	DYW	Mt. Juliet, TN

MW-14-061024 L1746051-11 GW

Collected by: TH/AF/AW | Collected date/time: 06/10/24 13:55 | Received date/time: 06/12/24 09:00

Method	Batch	Dilution	Preparation date/time	Analysis date/time	Analyst	Location
Volatile Organic Compounds (GC/MS) by Method 8260D	WG2306174	1	06/16/24 16:26	06/16/24 16:26	DYW	Mt. Juliet, TN

MW-14B-061024 L1746051-12 GW

Collected by: TH/AF/AW | Collected date/time: 06/10/24 14:00 | Received date/time: 06/12/24 09:00

Method	Batch	Dilution	Preparation date/time	Analysis date/time	Analyst	Location
Volatile Organic Compounds (GC/MS) by Method 8260D	WG2306174	1	06/16/24 16:46	06/16/24 16:46	DYW	Mt. Juliet, TN

MW-38B-061024 L1746051-13 GW

Collected by: TH/AF/AW | Collected date/time: 06/10/24 14:15 | Received date/time: 06/12/24 09:00

Method	Batch	Dilution	Preparation date/time	Analysis date/time	Analyst	Location
Volatile Organic Compounds (GC/MS) by Method 8260D	WG2306174	1	06/16/24 17:07	06/16/24 17:07	DYW	Mt. Juliet, TN

MW-62-061024 L1746051-14 GW

Collected by: TH/AF/AW | Collected date/time: 06/10/24 14:30 | Received date/time: 06/12/24 09:00

Method	Batch	Dilution	Preparation date/time	Analysis date/time	Analyst	Location
Volatile Organic Compounds (GC/MS) by Method 8260D	WG2306174	1	06/16/24 17:27	06/16/24 17:27	DYW	Mt. Juliet, TN

MW-41-061024 L1746051-15 GW

Collected by: TH/AF/AW | Collected date/time: 06/10/24 14:35 | Received date/time: 06/12/24 09:00

Method	Batch	Dilution	Preparation date/time	Analysis date/time	Analyst	Location
Volatile Organic Compounds (GC/MS) by Method 8260D	WG2306174	1	06/16/24 17:47	06/16/24 17:47	DYW	Mt. Juliet, TN

MW-40-061024 L1746051-16 GW

Collected by: TH/AF/AW | Collected date/time: 06/10/24 15:10 | Received date/time: 06/12/24 09:00

Method	Batch	Dilution	Preparation date/time	Analysis date/time	Analyst	Location
Volatile Organic Compounds (GC/MS) by Method 8260D	WG2306174	1	06/16/24 18:08	06/16/24 18:08	DYW	Mt. Juliet, TN

MW-39-061024 L1746051-17 GW

Collected by: TH/AF/AW | Collected date/time: 06/10/24 15:20 | Received date/time: 06/12/24 09:00

Method	Batch	Dilution	Preparation date/time	Analysis date/time	Analyst	Location
Volatile Organic Compounds (GC/MS) by Method 8260D	WG2306174	1	06/16/24 18:28	06/16/24 18:28	DYW	Mt. Juliet, TN

MW-59-061024 L1746051-18 GW

Collected by: TH/AF/AW | Collected date/time: 06/10/24 15:35 | Received date/time: 06/12/24 09:00

Method	Batch	Dilution	Preparation date/time	Analysis date/time	Analyst	Location
Volatile Organic Compounds (GC/MS) by Method 8260D	WG2306174	1	06/16/24 18:49	06/16/24 18:49	DYW	Mt. Juliet, TN

MW-15B-061024 L1746051-19 GW

Collected by: TH/AF/AW | Collected date/time: 06/10/24 15:40 | Received date/time: 06/12/24 09:00

Method	Batch	Dilution	Preparation date/time	Analysis date/time	Analyst	Location
Volatile Organic Compounds (GC/MS) by Method 8260D	WG2306174	1	06/16/24 19:09	06/16/24 19:09	DYW	Mt. Juliet, TN

MW-11-061024 L1746051-20 GW

Collected by: TH/AF/AW | Collected date/time: 06/10/24 15:55 | Received date/time: 06/12/24 09:00

Method	Batch	Dilution	Preparation date/time	Analysis date/time	Analyst	Location
Volatile Organic Compounds (GC/MS) by Method 8260D	WG2306174	200	06/16/24 20:30	06/16/24 20:30	DYW	Mt. Juliet, TN

MW-60-061024 L1746051-21 GW

Collected by: TH/AF/AW | Collected date/time: 06/10/24 16:45 | Received date/time: 06/12/24 09:00

Method	Batch	Dilution	Preparation date/time	Analysis date/time	Analyst	Location
Volatile Organic Compounds (GC/MS) by Method 8260D	WG2306176	1	06/19/24 01:07	06/19/24 01:07	JAH	Mt. Juliet, TN

MW-56-061124 L1746051-22 GW

Collected by: TH/AF/AW | Collected date/time: 06/11/24 10:20 | Received date/time: 06/12/24 09:00

Method	Batch	Dilution	Preparation date/time	Analysis date/time	Analyst	Location
Volatile Organic Compounds (GC/MS) by Method 8260D	WG2306176	1	06/19/24 01:25	06/19/24 01:25	JAH	Mt. Juliet, TN
Volatile Organic Compounds (GC/MS) by Method 8260D	WG2308229	10	06/20/24 03:42	06/20/24 03:42	JAH	Mt. Juliet, TN

MW-38-061124 L1746051-23 GW

Collected by: TH/AF/AW | Collected date/time: 06/11/24 10:25 | Received date/time: 06/12/24 09:00

Method	Batch	Dilution	Preparation date/time	Analysis date/time	Analyst	Location
Volatile Organic Compounds (GC/MS) by Method 8260D	WG2306176	1	06/19/24 01:44	06/19/24 01:44	JAH	Mt. Juliet, TN
Volatile Organic Compounds (GC/MS) by Method 8260D	WG2308229	1	06/19/24 23:32	06/19/24 23:32	JAH	Mt. Juliet, TN

MW-57-061124 L1746051-24 GW

Collected by: TH/AF/AW | Collected date/time: 06/11/24 11:05 | Received date/time: 06/12/24 09:00

Method	Batch	Dilution	Preparation date/time	Analysis date/time	Analyst	Location
Volatile Organic Compounds (GC/MS) by Method 8260D	WG2306176	1	06/19/24 02:03	06/19/24 02:03	JAH	Mt. Juliet, TN

MW-37-061124 L1746051-25 GW

Collected by: TH/AF/AW | Collected date/time: 06/11/24 11:15 | Received date/time: 06/12/24 09:00

Method	Batch	Dilution	Preparation date/time	Analysis date/time	Analyst	Location
Volatile Organic Compounds (GC/MS) by Method 8260D	WG2306176	1	06/19/24 02:22	06/19/24 02:22	JAH	Mt. Juliet, TN

MW-37-D-061124 L1746051-26 GW

Collected by: TH/AF/AW | Collected date/time: 06/11/24 11:20 | Received date/time: 06/12/24 09:00

Method	Batch	Dilution	Preparation date/time	Analysis date/time	Analyst	Location
Volatile Organic Compounds (GC/MS) by Method 8260D	WG2306176	1	06/19/24 02:40	06/19/24 02:40	JAH	Mt. Juliet, TN

MW-46-061124 L1746051-27 GW

Collected by: TH/AF/AW | Collected date/time: 06/11/24 12:20 | Received date/time: 06/12/24 09:00

Method	Batch	Dilution	Preparation date/time	Analysis date/time	Analyst	Location
Volatile Organic Compounds (GC/MS) by Method 8260D	WG2306176	5	06/19/24 05:48	06/19/24 05:48	JAH	Mt. Juliet, TN

FB01-061024 L1746051-28 GW

Collected by: TH/AF/AW | Collected date/time: 06/10/24 17:30 | Received date/time: 06/12/24 09:00

Method	Batch	Dilution	Preparation date/time	Analysis date/time	Analyst	Location
Volatile Organic Compounds (GC/MS) by Method 8260D	WG2308229	1	06/19/24 23:53	06/19/24 23:53	JAH	Mt. Juliet, TN

FB02-061124 L1746051-29 GW

Collected by: TH/AF/AW | Collected date/time: 06/11/24 12:35 | Received date/time: 06/12/24 09:00

Method	Batch	Dilution	Preparation date/time	Analysis date/time	Analyst	Location
Volatile Organic Compounds (GC/MS) by Method 8260D	WG2306176	1	06/19/24 00:10	06/19/24 00:10	JAH	Mt. Juliet, TN

TB01-061124 L1746051-30 GW

Collected by: TH/AF/AW | Collected date/time: 06/11/24 00:00 | Received date/time: 06/12/24 09:00

Method	Batch	Dilution	Preparation date/time	Analysis date/time	Analyst	Location
Volatile Organic Compounds (GC/MS) by Method 8260D	WG2306176	1	06/19/24 00:28	06/19/24 00:28	JAH	Mt. Juliet, TN

CASE NARRATIVE

All sample aliquots were received at the correct temperature, in the proper containers, with the appropriate preservatives, and within method specified holding times, unless qualified or notated within the report. Where applicable, all MDL (LOD) and RDL (LOQ) values reported for environmental samples have been corrected for the dilution factor used in the analysis. All Method and Batch Quality Control are within established criteria except where addressed in this case narrative, a non-conformance form or properly qualified within the sample results. By my digital signature below, I affirm to the best of my knowledge, all problems/anomalies observed by the laboratory as having the potential to affect the quality of the data have been identified by the laboratory, and no information or data have been knowingly withheld that would affect the quality of the data.



Chris McCord
Project Manager

Volatile Organic Compounds (GC/MS) by Method 8260D

Analyte	Result	Qualifier	RDL	Dilution	Analysis	Batch
	ug/l		ug/l		date / time	
Benzene	1640		100	100	06/16/2024 19:29	WG2306174
Toluene	14600		100	100	06/16/2024 19:29	WG2306174
Ethylbenzene	1540		100	100	06/16/2024 19:29	WG2306174
Total Xylenes	15100		300	100	06/16/2024 19:29	WG2306174
Methyl tert-butyl ether	ND		100	100	06/16/2024 19:29	WG2306174
Naphthalene	ND		500	100	06/16/2024 19:29	WG2306174
1,2-Dichloroethane	ND		100	100	06/16/2024 19:29	WG2306174
(S) Toluene-d8	*120*		*80.0-120*		*06/16/2024 19:29*	WG2306174
(S) 4-Bromofluorobenzene	*116*		*77.0-126*		*06/16/2024 19:29*	WG2306174
(S) 1,2-Dichloroethane-d4	*106*		*70.0-130*		*06/16/2024 19:29*	WG2306174

Volatile Organic Compounds (GC/MS) by Method 8260D

Analyte	Result ug/l	Qualifier	RDL ug/l	Dilution	Analysis date / time	Batch
Benzene	910		25.0	25	06/19/2024 18:49	WG2307612
Toluene	37.5		1.00	1	06/16/2024 14:02	WG2306174
Ethylbenzene	46.3		1.00	1	06/16/2024 14:02	WG2306174
Total Xylenes	430		75.0	25	06/19/2024 18:49	WG2307612
Methyl tert-butyl ether	4.54		1.00	1	06/16/2024 14:02	WG2306174
Naphthalene	ND		125	25	06/20/2024 20:41	WG2309035
1,2-Dichloroethane	ND		1.00	1	06/16/2024 14:02	WG2306174
(S) Toluene-d8	*120*		*80.0-120*		*06/16/2024 14:02*	WG2306174
(S) Toluene-d8	*103*		*80.0-120*		*06/19/2024 18:49*	WG2307612
(S) Toluene-d8	*113*		*80.0-120*		*06/20/2024 20:41*	WG2309035
(S) 4-Bromofluorobenzene	*113*		*77.0-126*		*06/16/2024 14:02*	WG2306174
(S) 4-Bromofluorobenzene	*106*		*77.0-126*		*06/19/2024 18:49*	WG2307612
(S) 4-Bromofluorobenzene	*107*		*77.0-126*		*06/20/2024 20:41*	WG2309035
(S) 1,2-Dichloroethane-d4	*101*		*70.0-130*		*06/16/2024 14:02*	WG2306174
(S) 1,2-Dichloroethane-d4	*94.0*		*70.0-130*		*06/19/2024 18:49*	WG2307612
(S) 1,2-Dichloroethane-d4	*103*		*70.0-130*		*06/20/2024 20:41*	WG2309035

Sample Narrative:

L1746051-02 WG2309035: Target compounds too high to run at a lower dilution.

Volatile Organic Compounds (GC/MS) by Method 8260D

Analyte	Result ug/l	Qualifier	RDL ug/l	Dilution	Analysis date / time	Batch
Benzene	940		25.0	25	06/19/2024 19:10	WG2307612
Toluene	41.7		1.00	1	06/16/2024 14:23	WG2306174
Ethylbenzene	53.3		1.00	1	06/16/2024 14:23	WG2306174
Total Xylenes	456		75.0	25	06/19/2024 19:10	WG2307612
Methyl tert-butyl ether	4.98		1.00	1	06/16/2024 14:23	WG2306174
Naphthalene	ND		125	25	06/20/2024 21:02	WG2309035
1,2-Dichloroethane	ND		1.00	1	06/16/2024 14:23	WG2306174
(S) Toluene-d8	*120*		*80.0-120*		*06/16/2024 14:23*	WG2306174
(S) Toluene-d8	*104*		*80.0-120*		*06/19/2024 19:10*	WG2307612
(S) Toluene-d8	*114*		*80.0-120*		*06/20/2024 21:02*	WG2309035
(S) 4-Bromofluorobenzene	*115*		*77.0-126*		*06/16/2024 14:23*	WG2306174
(S) 4-Bromofluorobenzene	*105*		*77.0-126*		*06/19/2024 19:10*	WG2307612
(S) 4-Bromofluorobenzene	*109*		*77.0-126*		*06/20/2024 21:02*	WG2309035
(S) 1,2-Dichloroethane-d4	*103*		*70.0-130*		*06/16/2024 14:23*	WG2306174
(S) 1,2-Dichloroethane-d4	*94.1*		*70.0-130*		*06/19/2024 19:10*	WG2307612
(S) 1,2-Dichloroethane-d4	*101*		*70.0-130*		*06/20/2024 21:02*	WG2309035

Sample Narrative:

L1746051-03 WG2309035: Target compounds too high to run at a lower dilution.

Volatile Organic Compounds (GC/MS) by Method 8260D

Analyte	Result ug/l	Qualifier	RDL ug/l	Dilution	Analysis date / time	Batch
Benzene	ND		1.00	1	06/19/2024 18:08	WG2307612
Toluene	ND		1.00	1	06/19/2024 18:08	WG2307612
Ethylbenzene	ND		1.00	1	06/19/2024 18:08	WG2307612
Total Xylenes	ND		3.00	1	06/19/2024 18:08	WG2307612
Methyl tert-butyl ether	ND		1.00	1	06/19/2024 18:08	WG2307612
Naphthalene	ND	C3 J3	5.00	1	06/19/2024 18:08	WG2307612
1,2-Dichloroethane	ND		1.00	1	06/19/2024 18:08	WG2307612
(S) Toluene-d8	*104*		*80.0-120*		*06/19/2024 18:08*	WG2307612
(S) 4-Bromofluorobenzene	*102*		*77.0-126*		*06/19/2024 18:08*	WG2307612
(S) 1,2-Dichloroethane-d4	*95.2*		*70.0-130*		*06/19/2024 18:08*	WG2307612

Volatile Organic Compounds (GC/MS) by Method 8260D

Analyte	Result	Qualifier	RDL	Dilution	Analysis	Batch
	ug/l		ug/l		date / time	
Benzene	4150		100	100	06/16/2024 19:49	WG2306174
Toluene	3060		100	100	06/16/2024 19:49	WG2306174
Ethylbenzene	692		100	100	06/16/2024 19:49	WG2306174
Total Xylenes	5180		300	100	06/16/2024 19:49	WG2306174
Methyl tert-butyl ether	ND		100	100	06/16/2024 19:49	WG2306174
Naphthalene	ND		500	100	06/16/2024 19:49	WG2306174
1,2-Dichloroethane	ND		100	100	06/16/2024 19:49	WG2306174
(S) Toluene-d8	*121*	J1	*80.0-120*		*06/16/2024 19:49*	WG2306174
(S) 4-Bromofluorobenzene	*116*		*77.0-126*		*06/16/2024 19:49*	WG2306174
(S) 1,2-Dichloroethane-d4	*108*		*70.0-130*		*06/16/2024 19:49*	WG2306174

Volatile Organic Compounds (GC/MS) by Method 8260D

Analyte	Result	Qualifier	RDL	Dilution	Analysis	Batch
	ug/l		ug/l		date / time	
Benzene	ND		1.00	1	06/19/2024 18:29	WG2307612
Toluene	ND		1.00	1	06/16/2024 15:04	WG2306174
Ethylbenzene	ND		1.00	1	06/16/2024 15:04	WG2306174
Total Xylenes	ND		3.00	1	06/19/2024 18:29	WG2307612
Methyl tert-butyl ether	2.47		1.00	1	06/16/2024 15:04	WG2306174
Naphthalene	ND		5.00	1	06/16/2024 15:04	WG2306174
1,2-Dichloroethane	ND		1.00	1	06/16/2024 15:04	WG2306174
(S) Toluene-d8	*124*	J1	*80.0-120*		*06/16/2024 15:04*	WG2306174
(S) Toluene-d8	*103*		*80.0-120*		*06/19/2024 18:29*	WG2307612
(S) 4-Bromofluorobenzene	*111*		*77.0-126*		*06/16/2024 15:04*	WG2306174
(S) 4-Bromofluorobenzene	*104*		*77.0-126*		*06/19/2024 18:29*	WG2307612
(S) 1,2-Dichloroethane-d4	*107*		*70.0-130*		*06/16/2024 15:04*	WG2306174
(S) 1,2-Dichloroethane-d4	*95.7*		*70.0-130*		*06/19/2024 18:29*	WG2307612

Volatile Organic Compounds (GC/MS) by Method 8260D

Analyte	Result ug/l	Qualifier	RDL ug/l	Dilution	Analysis date / time	Batch
Benzene	31.1		20.0	20	06/19/2024 19:30	WG2307612
Toluene	305		20.0	20	06/19/2024 19:30	WG2307612
Ethylbenzene	252		20.0	20	06/19/2024 19:30	WG2307612
Total Xylenes	1500		60.0	20	06/19/2024 19:30	WG2307612
Methyl tert-butyl ether	ND		20.0	20	06/19/2024 19:30	WG2307612
Naphthalene	ND	C3 J3	100	20	06/19/2024 19:30	WG2307612
1,2-Dichloroethane	ND		20.0	20	06/19/2024 19:30	WG2307612
(S) Toluene-d8	*103*		*80.0-120*		*06/19/2024 19:30*	WG2307612
(S) 4-Bromofluorobenzene	*107*		*77.0-126*		*06/19/2024 19:30*	WG2307612
(S) 1,2-Dichloroethane-d4	*95.3*		*70.0-130*		*06/19/2024 19:30*	WG2307612

Volatile Organic Compounds (GC/MS) by Method 8260D

Analyte	Result ug/l	Qualifier	RDL ug/l	Dilution	Analysis date / time	Batch
Benzene	ND		1.00	1	06/16/2024 15:25	WG2306174
Toluene	ND		1.00	1	06/16/2024 15:25	WG2306174
Ethylbenzene	ND		1.00	1	06/16/2024 15:25	WG2306174
Total Xylenes	ND		3.00	1	06/16/2024 15:25	WG2306174
Methyl tert-butyl ether	ND		1.00	1	06/16/2024 15:25	WG2306174
Naphthalene	ND		5.00	1	06/16/2024 15:25	WG2306174
1,2-Dichloroethane	ND		1.00	1	06/16/2024 15:25	WG2306174
(S) Toluene-d8	*124*	J1	*80.0-120*		*06/16/2024 15:25*	WG2306174
(S) 4-Bromofluorobenzene	*112*		*77.0-126*		*06/16/2024 15:25*	WG2306174
(S) 1,2-Dichloroethane-d4	*107*		*70.0-130*		*06/16/2024 15:25*	WG2306174

Volatile Organic Compounds (GC/MS) by Method 8260D

Analyte	Result	Qualifier	RDL	Dilution	Analysis	Batch
	ug/l		ug/l		date / time	
Benzene	ND		1.00	1	06/16/2024 15:45	WG2306174
Toluene	ND		1.00	1	06/16/2024 15:45	WG2306174
Ethylbenzene	ND		1.00	1	06/16/2024 15:45	WG2306174
Total Xylenes	ND		3.00	1	06/16/2024 15:45	WG2306174
Methyl tert-butyl ether	ND		1.00	1	06/16/2024 15:45	WG2306174
Naphthalene	ND		5.00	1	06/16/2024 15:45	WG2306174
1,2-Dichloroethane	ND		1.00	1	06/16/2024 15:45	WG2306174
(S) Toluene-d8	*124*	J1	*80.0-120*		*06/16/2024 15:45*	WG2306174
(S) 4-Bromofluorobenzene	*110*		*77.0-126*		*06/16/2024 15:45*	WG2306174
(S) 1,2-Dichloroethane-d4	*109*		*70.0-130*		*06/16/2024 15:45*	WG2306174

Volatile Organic Compounds (GC/MS) by Method 8260D

Analyte	Result	Qualifier	RDL	Dilution	Analysis	Batch
	ug/l		ug/l		date / time	
Benzene	64.0		1.00	1	06/16/2024 16:06	WG2306174
Toluene	ND		1.00	1	06/16/2024 16:06	WG2306174
Ethylbenzene	ND		1.00	1	06/16/2024 16:06	WG2306174
Total Xylenes	ND		3.00	1	06/16/2024 16:06	WG2306174
Methyl tert-butyl ether	8.62		1.00	1	06/16/2024 16:06	WG2306174
Naphthalene	ND		5.00	1	06/16/2024 16:06	WG2306174
1,2-Dichloroethane	ND		1.00	1	06/16/2024 16:06	WG2306174
(S) Toluene-d8	*123*	J1	*80.0-120*		*06/16/2024 16:06*	WG2306174
(S) 4-Bromofluorobenzene	*108*		*77.0-126*		*06/16/2024 16:06*	WG2306174
(S) 1,2-Dichloroethane-d4	*106*		*70.0-130*		*06/16/2024 16:06*	WG2306174

Volatile Organic Compounds (GC/MS) by Method 8260D

Analyte	Result	Qualifier	RDL	Dilution	Analysis	Batch
	ug/l		ug/l		date / time	
Benzene	ND		1.00	1	06/16/2024 16:26	WG2306174
Toluene	ND		1.00	1	06/16/2024 16:26	WG2306174
Ethylbenzene	ND		1.00	1	06/16/2024 16:26	WG2306174
Total Xylenes	ND		3.00	1	06/16/2024 16:26	WG2306174
Methyl tert-butyl ether	ND		1.00	1	06/16/2024 16:26	WG2306174
Naphthalene	ND		5.00	1	06/16/2024 16:26	WG2306174
1,2-Dichloroethane	ND		1.00	1	06/16/2024 16:26	WG2306174
(S) Toluene-d8	*125*	J1	*80.0-120*		*06/16/2024 16:26*	WG2306174
(S) 4-Bromofluorobenzene	*109*		*77.0-126*		*06/16/2024 16:26*	WG2306174
(S) 1,2-Dichloroethane-d4	*109*		*70.0-130*		*06/16/2024 16:26*	WG2306174

Volatile Organic Compounds (GC/MS) by Method 8260D

Analyte	Result	Qualifier	RDL	Dilution	Analysis	Batch
	ug/l		ug/l		date / time	
Benzene	2.00		1.00	1	06/16/2024 16:46	WG2306174
Toluene	ND		1.00	1	06/16/2024 16:46	WG2306174
Ethylbenzene	ND		1.00	1	06/16/2024 16:46	WG2306174
Total Xylenes	ND		3.00	1	06/16/2024 16:46	WG2306174
Methyl tert-butyl ether	12.6		1.00	1	06/16/2024 16:46	WG2306174
Naphthalene	ND		5.00	1	06/16/2024 16:46	WG2306174
1,2-Dichloroethane	ND		1.00	1	06/16/2024 16:46	WG2306174
(S) Toluene-d8	*123*	J1	*80.0-120*		*06/16/2024 16:46*	WG2306174
(S) 4-Bromofluorobenzene	*110*		*77.0-126*		*06/16/2024 16:46*	WG2306174
(S) 1,2-Dichloroethane-d4	*109*		*70.0-130*		*06/16/2024 16:46*	WG2306174

Volatile Organic Compounds (GC/MS) by Method 8260D

Analyte	Result	Qualifier	RDL	Dilution	Analysis	Batch
	ug/l		ug/l		date / time	
Benzene	1.55		1.00	1	06/16/2024 17:07	WG2306174
Toluene	ND		1.00	1	06/16/2024 17:07	WG2306174
Ethylbenzene	ND		1.00	1	06/16/2024 17:07	WG2306174
Total Xylenes	ND		3.00	1	06/16/2024 17:07	WG2306174
Methyl tert-butyl ether	24.5		1.00	1	06/16/2024 17:07	WG2306174
Naphthalene	ND		5.00	1	06/16/2024 17:07	WG2306174
1,2-Dichloroethane	ND		1.00	1	06/16/2024 17:07	WG2306174
(S) Toluene-d8	*124*	J1	*80.0-120*		*06/16/2024 17:07*	WG2306174
(S) 4-Bromofluorobenzene	*112*		*77.0-126*		*06/16/2024 17:07*	WG2306174
(S) 1,2-Dichloroethane-d4	*106*		*70.0-130*		*06/16/2024 17:07*	WG2306174

Volatile Organic Compounds (GC/MS) by Method 8260D

Analyte	Result	Qualifier	RDL	Dilution	Analysis	Batch
	ug/l		ug/l		date / time	
Benzene	ND		1.00	1	06/16/2024 17:27	WG2306174
Toluene	ND		1.00	1	06/16/2024 17:27	WG2306174
Ethylbenzene	ND		1.00	1	06/16/2024 17:27	WG2306174
Total Xylenes	ND		3.00	1	06/16/2024 17:27	WG2306174
Methyl tert-butyl ether	ND		1.00	1	06/16/2024 17:27	WG2306174
Naphthalene	ND		5.00	1	06/16/2024 17:27	WG2306174
1,2-Dichloroethane	ND		1.00	1	06/16/2024 17:27	WG2306174
(S) Toluene-d8	*126*	J1	*80.0-120*		*06/16/2024 17:27*	WG2306174
(S) 4-Bromofluorobenzene	*113*		*77.0-126*		*06/16/2024 17:27*	WG2306174
(S) 1,2-Dichloroethane-d4	*108*		*70.0-130*		*06/16/2024 17:27*	WG2306174

Volatile Organic Compounds (GC/MS) by Method 8260D

Analyte	Result	Qualifier	RDL	Dilution	Analysis	Batch
	ug/l		ug/l		date / time	
Benzene	ND		1.00	1	06/16/2024 17:47	WG2306174
Toluene	ND		1.00	1	06/16/2024 17:47	WG2306174
Ethylbenzene	ND		1.00	1	06/16/2024 17:47	WG2306174
Total Xylenes	ND		3.00	1	06/16/2024 17:47	WG2306174
Methyl tert-butyl ether	ND		1.00	1	06/16/2024 17:47	WG2306174
Naphthalene	ND		5.00	1	06/16/2024 17:47	WG2306174
1,2-Dichloroethane	ND		1.00	1	06/16/2024 17:47	WG2306174
(S) Toluene-d8	*121*	J1	*80.0-120*		*06/16/2024 17:47*	WG2306174
(S) 4-Bromofluorobenzene	*110*		*77.0-126*		*06/16/2024 17:47*	WG2306174
(S) 1,2-Dichloroethane-d4	*109*		*70.0-130*		*06/16/2024 17:47*	WG2306174

Volatile Organic Compounds (GC/MS) by Method 8260D

Analyte	Result	Qualifier	RDL	Dilution	Analysis	Batch
	ug/l		ug/l		date / time	
Benzene	ND		1.00	1	06/16/2024 18:08	WG2306174
Toluene	ND		1.00	1	06/16/2024 18:08	WG2306174
Ethylbenzene	ND		1.00	1	06/16/2024 18:08	WG2306174
Total Xylenes	ND		3.00	1	06/16/2024 18:08	WG2306174
Methyl tert-butyl ether	ND		1.00	1	06/16/2024 18:08	WG2306174
Naphthalene	ND		5.00	1	06/16/2024 18:08	WG2306174
1,2-Dichloroethane	ND		1.00	1	06/16/2024 18:08	WG2306174
(S) Toluene-d8	*123*	J1	*80.0-120*		*06/16/2024 18:08*	WG2306174
(S) 4-Bromofluorobenzene	*113*		*77.0-126*		*06/16/2024 18:08*	WG2306174
(S) 1,2-Dichloroethane-d4	*107*		*70.0-130*		*06/16/2024 18:08*	WG2306174

Volatile Organic Compounds (GC/MS) by Method 8260D

Analyte	Result	Qualifier	RDL	Dilution	Analysis	Batch
	ug/l		ug/l		date / time	
Benzene	ND		1.00	1	06/16/2024 18:28	WG2306174
Toluene	ND		1.00	1	06/16/2024 18:28	WG2306174
Ethylbenzene	ND		1.00	1	06/16/2024 18:28	WG2306174
Total Xylenes	ND		3.00	1	06/16/2024 18:28	WG2306174
Methyl tert-butyl ether	ND		1.00	1	06/16/2024 18:28	WG2306174
Naphthalene	ND		5.00	1	06/16/2024 18:28	WG2306174
1,2-Dichloroethane	ND		1.00	1	06/16/2024 18:28	WG2306174
(S) Toluene-d8	*124*	J1	*80.0-120*		*06/16/2024 18:28*	WG2306174
(S) 4-Bromofluorobenzene	*113*		*77.0-126*		*06/16/2024 18:28*	WG2306174
(S) 1,2-Dichloroethane-d4	*109*		*70.0-130*		*06/16/2024 18:28*	WG2306174

Volatile Organic Compounds (GC/MS) by Method 8260D

Analyte	Result	Qualifier	RDL	Dilution	Analysis	Batch
	ug/l		ug/l		date / time	
Benzene	ND		1.00	1	06/16/2024 18:49	WG2306174
Toluene	ND		1.00	1	06/16/2024 18:49	WG2306174
Ethylbenzene	ND		1.00	1	06/16/2024 18:49	WG2306174
Total Xylenes	6.97		3.00	1	06/16/2024 18:49	WG2306174
Methyl tert-butyl ether	85.9		1.00	1	06/16/2024 18:49	WG2306174
Naphthalene	ND		5.00	1	06/16/2024 18:49	WG2306174
1,2-Dichloroethane	ND		1.00	1	06/16/2024 18:49	WG2306174
(S) Toluene-d8	*124*	J1	*80.0-120*		*06/16/2024 18:49*	WG2306174
(S) 4-Bromofluorobenzene	*113*		*77.0-126*		*06/16/2024 18:49*	WG2306174
(S) 1,2-Dichloroethane-d4	*108*		*70.0-130*		*06/16/2024 18:49*	WG2306174

Volatile Organic Compounds (GC/MS) by Method 8260D

Analyte	Result	Qualifier	RDL	Dilution	Analysis	Batch
	ug/l		ug/l		date / time	
Benzene	70.5		1.00	1	06/16/2024 19:09	WG2306174
Toluene	5.60		1.00	1	06/16/2024 19:09	WG2306174
Ethylbenzene	1.20		1.00	1	06/16/2024 19:09	WG2306174
Total Xylenes	11.3		3.00	1	06/16/2024 19:09	WG2306174
Methyl tert-butyl ether	74.0		1.00	1	06/16/2024 19:09	WG2306174
Naphthalene	ND		5.00	1	06/16/2024 19:09	WG2306174
1,2-Dichloroethane	1.07		1.00	1	06/16/2024 19:09	WG2306174
(S) Toluene-d8	*117*		*80.0-120*		*06/16/2024 19:09*	WG2306174
(S) 4-Bromofluorobenzene	*108*		*77.0-126*		*06/16/2024 19:09*	WG2306174
(S) 1,2-Dichloroethane-d4	*114*		*70.0-130*		*06/16/2024 19:09*	WG2306174

Volatile Organic Compounds (GC/MS) by Method 8260D

Analyte	Result	Qualifier	RDL	Dilution	Analysis	Batch
	ug/l		ug/l		date / time	
Benzene	2020		200	200	06/16/2024 20:30	WG2306174
Toluene	1670		200	200	06/16/2024 20:30	WG2306174
Ethylbenzene	2610		200	200	06/16/2024 20:30	WG2306174
Total Xylenes	11800		600	200	06/16/2024 20:30	WG2306174
Methyl tert-butyl ether	ND		200	200	06/16/2024 20:30	WG2306174
Naphthalene	ND		1000	200	06/16/2024 20:30	WG2306174
1,2-Dichloroethane	ND		200	200	06/16/2024 20:30	WG2306174
(S) Toluene-d8	*120*		*80.0-120*		*06/16/2024 20:30*	WG2306174
(S) 4-Bromofluorobenzene	*110*		*77.0-126*		*06/16/2024 20:30*	WG2306174
(S) 1,2-Dichloroethane-d4	*110*		*70.0-130*		*06/16/2024 20:30*	WG2306174

Volatile Organic Compounds (GC/MS) by Method 8260D

Analyte	Result	Qualifier	RDL	Dilution	Analysis	Batch
	ug/l		ug/l		date / time	
Benzene	ND		1.00	1	06/19/2024 01:07	WG2306176
Toluene	ND		1.00	1	06/19/2024 01:07	WG2306176
Ethylbenzene	ND		1.00	1	06/19/2024 01:07	WG2306176
Total Xylenes	ND		3.00	1	06/19/2024 01:07	WG2306176
Methyl tert-butyl ether	ND		1.00	1	06/19/2024 01:07	WG2306176
Naphthalene	ND		5.00	1	06/19/2024 01:07	WG2306176
1,2-Dichloroethane	ND		1.00	1	06/19/2024 01:07	WG2306176
(S) Toluene-d8	*99.4*		*80.0-120*		*06/19/2024 01:07*	WG2306176
(S) 4-Bromofluorobenzene	*98.2*		*77.0-126*		*06/19/2024 01:07*	WG2306176
(S) 1,2-Dichloroethane-d4	*101*		*70.0-130*		*06/19/2024 01:07*	WG2306176

Volatile Organic Compounds (GC/MS) by Method 8260D

Analyte	Result	Qualifier	RDL	Dilution	Analysis	Batch
	ug/l		ug/l		date / time	
Benzene	253		10.0	10	06/20/2024 03:42	WG2308229
Toluene	ND		1.00	1	06/19/2024 01:25	WG2306176
Ethylbenzene	ND		1.00	1	06/19/2024 01:25	WG2306176
Total Xylenes	5.77		3.00	1	06/19/2024 01:25	WG2306176
Methyl tert-butyl ether	35.3		1.00	1	06/19/2024 01:25	WG2306176
Naphthalene	6.10		5.00	1	06/19/2024 01:25	WG2306176
1,2-Dichloroethane	ND		1.00	1	06/19/2024 01:25	WG2306176
(S) Toluene-d8	*101*		*80.0-120*		*06/19/2024 01:25*	WG2306176
(S) Toluene-d8	*110*		*80.0-120*		*06/20/2024 03:42*	WG2308229
(S) 4-Bromofluorobenzene	*99.6*		*77.0-126*		*06/19/2024 01:25*	WG2306176
(S) 4-Bromofluorobenzene	*98.6*		*77.0-126*		*06/20/2024 03:42*	WG2308229
(S) 1,2-Dichloroethane-d4	*92.6*		*70.0-130*		*06/19/2024 01:25*	WG2306176
(S) 1,2-Dichloroethane-d4	*108*		*70.0-130*		*06/20/2024 03:42*	WG2308229

Volatile Organic Compounds (GC/MS) by Method 8260D

Analyte	Result	Qualifier	RDL	Dilution	Analysis	Batch
	ug/l		ug/l		date / time	
Benzene	ND		1.00	1	06/19/2024 23:32	WG2308229
Toluene	ND		1.00	1	06/19/2024 01:44	WG2306176
Ethylbenzene	ND		1.00	1	06/19/2024 01:44	WG2306176
Total Xylenes	ND		3.00	1	06/19/2024 01:44	WG2306176
Methyl tert-butyl ether	ND		1.00	1	06/19/2024 01:44	WG2306176
Naphthalene	ND		5.00	1	06/19/2024 01:44	WG2306176
1,2-Dichloroethane	ND		1.00	1	06/19/2024 01:44	WG2306176
(S) Toluene-d8	*102*		*80.0-120*		*06/19/2024 01:44*	WG2306176
(S) Toluene-d8	*107*		*80.0-120*		*06/19/2024 23:32*	WG2308229
(S) 4-Bromofluorobenzene	*97.0*		*77.0-126*		*06/19/2024 01:44*	WG2306176
(S) 4-Bromofluorobenzene	*101*		*77.0-126*		*06/19/2024 23:32*	WG2308229
(S) 1,2-Dichloroethane-d4	*97.4*		*70.0-130*		*06/19/2024 01:44*	WG2306176
(S) 1,2-Dichloroethane-d4	*110*		*70.0-130*		*06/19/2024 23:32*	WG2308229

Volatile Organic Compounds (GC/MS) by Method 8260D

Analyte	Result	Qualifier	RDL	Dilution	Analysis	Batch
	ug/l		ug/l		date / time	
Benzene	3.28		1.00	1	06/19/2024 02:03	WG2306176
Toluene	ND		1.00	1	06/19/2024 02:03	WG2306176
Ethylbenzene	ND		1.00	1	06/19/2024 02:03	WG2306176
Total Xylenes	ND		3.00	1	06/19/2024 02:03	WG2306176
Methyl tert-butyl ether	3.89		1.00	1	06/19/2024 02:03	WG2306176
Naphthalene	ND		5.00	1	06/19/2024 02:03	WG2306176
1,2-Dichloroethane	ND		1.00	1	06/19/2024 02:03	WG2306176
(S) Toluene-d8	*102*		*80.0-120*		*06/19/2024 02:03*	WG2306176
(S) 4-Bromofluorobenzene	*98.2*		*77.0-126*		*06/19/2024 02:03*	WG2306176
(S) 1,2-Dichloroethane-d4	*95.6*		*70.0-130*		*06/19/2024 02:03*	WG2306176

Volatile Organic Compounds (GC/MS) by Method 8260D

Analyte	Result	Qualifier	RDL	Dilution	Analysis	Batch
	ug/l		ug/l		date / time	
Benzene	57.1		1.00	1	06/19/2024 02:22	WG2306176
Toluene	ND		1.00	1	06/19/2024 02:22	WG2306176
Ethylbenzene	ND		1.00	1	06/19/2024 02:22	WG2306176
Total Xylenes	ND		3.00	1	06/19/2024 02:22	WG2306176
Methyl tert-butyl ether	17.4		1.00	1	06/19/2024 02:22	WG2306176
Naphthalene	ND		5.00	1	06/19/2024 02:22	WG2306176
1,2-Dichloroethane	ND		1.00	1	06/19/2024 02:22	WG2306176
(S) Toluene-d8	*106*		*80.0-120*		*06/19/2024 02:22*	WG2306176
(S) 4-Bromofluorobenzene	*99.4*		*77.0-126*		*06/19/2024 02:22*	WG2306176
(S) 1,2-Dichloroethane-d4	*97.6*		*70.0-130*		*06/19/2024 02:22*	WG2306176

Volatile Organic Compounds (GC/MS) by Method 8260D

Analyte	Result	Qualifier	RDL	Dilution	Analysis	Batch
	ug/l		ug/l		date / time	
Benzene	59.0		1.00	1	06/19/2024 02:40	WG2306176
Toluene	ND		1.00	1	06/19/2024 02:40	WG2306176
Ethylbenzene	ND		1.00	1	06/19/2024 02:40	WG2306176
Total Xylenes	ND		3.00	1	06/19/2024 02:40	WG2306176
Methyl tert-butyl ether	15.6		1.00	1	06/19/2024 02:40	WG2306176
Naphthalene	ND		5.00	1	06/19/2024 02:40	WG2306176
1,2-Dichloroethane	ND		1.00	1	06/19/2024 02:40	WG2306176
(S) Toluene-d8	*103*		*80.0-120*		*06/19/2024 02:40*	WG2306176
(S) 4-Bromofluorobenzene	*96.8*		*77.0-126*		*06/19/2024 02:40*	WG2306176
(S) 1,2-Dichloroethane-d4	*100*		*70.0-130*		*06/19/2024 02:40*	WG2306176

Volatile Organic Compounds (GC/MS) by Method 8260D

Analyte	Result	Qualifier	RDL	Dilution	Analysis	Batch
	ug/l		ug/l		date / time	
Benzene	349		5.00	5	06/19/2024 05:48	WG2306176
Toluene	ND		5.00	5	06/19/2024 05:48	WG2306176
Ethylbenzene	ND		5.00	5	06/19/2024 05:48	WG2306176
Total Xylenes	ND		15.0	5	06/19/2024 05:48	WG2306176
Methyl tert-butyl ether	21.1		5.00	5	06/19/2024 05:48	WG2306176
Naphthalene	ND		25.0	5	06/19/2024 05:48	WG2306176
1,2-Dichloroethane	ND		5.00	5	06/19/2024 05:48	WG2306176
(S) Toluene-d8	*104*		*80.0-120*		*06/19/2024 05:48*	WG2306176
(S) 4-Bromofluorobenzene	*95.0*		*77.0-126*		*06/19/2024 05:48*	WG2306176
(S) 1,2-Dichloroethane-d4	*98.6*		*70.0-130*		*06/19/2024 05:48*	WG2306176

Volatile Organic Compounds (GC/MS) by Method 8260D

Analyte	Result	Qualifier	RDL	Dilution	Analysis	Batch
	ug/l		ug/l		date / time	
Benzene	ND		1.00	1	06/19/2024 23:53	WG2308229
Toluene	ND		1.00	1	06/19/2024 23:53	WG2308229
Ethylbenzene	ND		1.00	1	06/19/2024 23:53	WG2308229
Total Xylenes	ND		3.00	1	06/19/2024 23:53	WG2308229
Methyl tert-butyl ether	ND		1.00	1	06/19/2024 23:53	WG2308229
Naphthalene	ND		5.00	1	06/19/2024 23:53	WG2308229
1,2-Dichloroethane	ND		1.00	1	06/19/2024 23:53	WG2308229
(S) Toluene-d8	*108*		*80.0-120*		*06/19/2024 23:53*	WG2308229
(S) 4-Bromofluorobenzene	*99.9*		*77.0-126*		*06/19/2024 23:53*	WG2308229
(S) 1,2-Dichloroethane-d4	*109*		*70.0-130*		*06/19/2024 23:53*	WG2308229

Volatile Organic Compounds (GC/MS) by Method 8260D

Analyte	Result	Qualifier	RDL	Dilution	Analysis	Batch
	ug/l		ug/l		date / time	
Benzene	ND		1.00	1	06/19/2024 00:10	WG2306176
Toluene	ND		1.00	1	06/19/2024 00:10	WG2306176
Ethylbenzene	ND		1.00	1	06/19/2024 00:10	WG2306176
Total Xylenes	ND		3.00	1	06/19/2024 00:10	WG2306176
Methyl tert-butyl ether	ND		1.00	1	06/19/2024 00:10	WG2306176
Naphthalene	ND		5.00	1	06/19/2024 00:10	WG2306176
1,2-Dichloroethane	ND		1.00	1	06/19/2024 00:10	WG2306176
(S) Toluene-d8	*103*		*80.0-120*		*06/19/2024 00:10*	WG2306176
(S) 4-Bromofluorobenzene	*98.4*		*77.0-126*		*06/19/2024 00:10*	WG2306176
(S) 1,2-Dichloroethane-d4	*100*		*70.0-130*		*06/19/2024 00:10*	WG2306176

Volatile Organic Compounds (GC/MS) by Method 8260D

Analyte	Result	Qualifier	RDL	Dilution	Analysis	Batch
	ug/l		ug/l		date / time	
Benzene	ND		1.00	1	06/19/2024 00:28	WG2306176
Toluene	ND		1.00	1	06/19/2024 00:28	WG2306176
Ethylbenzene	ND		1.00	1	06/19/2024 00:28	WG2306176
Total Xylenes	ND		3.00	1	06/19/2024 00:28	WG2306176
Methyl tert-butyl ether	ND		1.00	1	06/19/2024 00:28	WG2306176
Naphthalene	ND		5.00	1	06/19/2024 00:28	WG2306176
1,2-Dichloroethane	ND		1.00	1	06/19/2024 00:28	WG2306176
(S) Toluene-d8	*104*		*80.0-120*		*06/19/2024 00:28*	WG2306176
(S) 4-Bromofluorobenzene	*99.7*		*77.0-126*		*06/19/2024 00:28*	WG2306176
(S) 1,2-Dichloroethane-d4	*98.8*		*70.0-130*		*06/19/2024 00:28*	WG2306176

Method Blank (MB)

(MB) R4083417-2 06/16/24 12:42

Analyte	MB Result ug/l	MB Qualifier	MB MDL ug/l	MB RDL ug/l
Benzene	U		0.0941	1.00
Toluene	U		0.278	1.00
Ethylbenzene	U		0.137	1.00
Total Xylenes	U		0.174	3.00
Methyl tert-butyl ether	U		0.101	1.00
Naphthalene	U		1.00	5.00
1,2-Dichloroethane	U		0.0819	1.00
(S) Toluene-d8	*120*			*80.0-120*
(S) 4-Bromofluorobenzene	*115*			*77.0-126*
(S) 1,2-Dichloroethane-d4	*109*			*70.0-130*

Laboratory Control Sample (LCS)

(LCS) R4083417-1 06/16/24 12:01

Analyte	Spike Amount ug/l	LCS Result ug/l	LCS Rec. %	Rec. Limits %	LCS Qualifier
Benzene	5.00	5.37	107	70.0-130	
Toluene	5.00	5.81	116	70.0-130	
Ethylbenzene	5.00	5.47	109	70.0-130	
Total Xylenes	15.0	17.5	117	70.0-130	
Methyl tert-butyl ether	5.00	5.20	104	70.0-130	
Naphthalene	5.00	6.12	122	70.0-130	
1,2-Dichloroethane	5.00	5.49	110	70.0-130	
(S) Toluene-d8			*117*	*80.0-120*	
(S) 4-Bromofluorobenzene			*115*	*77.0-126*	
(S) 1,2-Dichloroethane-d4			*108*	*70.0-130*	

Method Blank (MB)

(MB) R4083746-3 06/18/24 23:51

Analyte	MB Result ug/l	MB Qualifier	MB MDL ug/l	MB RDL ug/l
Benzene	U		0.0941	1.00
Toluene	U		0.278	1.00
Ethylbenzene	U		0.137	1.00
Total Xylenes	U		0.174	3.00
Methyl tert-butyl ether	U		0.101	1.00
Naphthalene	U		1.00	5.00
1,2-Dichloroethane	U		0.0819	1.00
(S) Toluene-d8	*99.6*			*80.0-120*
(S) 4-Bromofluorobenzene	*102*			*77.0-126*
(S) 1,2-Dichloroethane-d4	*112*			*70.0-130*

Laboratory Control Sample (LCS) • Laboratory Control Sample Duplicate (LCSD)

(LCS) R4083746-1 06/18/24 22:33 • (LCSD) R4083746-2 06/18/24 22:52

Analyte	Spike Amount ug/l	LCS Result ug/l	LCSD Result ug/l	LCS Rec. %	LCSD Rec. %	Rec. Limits %	LCS Qualifier	LCSD Qualifier	RPD %	RPD Limits %
Benzene	5.00	5.07	5.06	101	101	70.0-130			0.197	20
Toluene	5.00	4.82	4.66	96.4	93.2	70.0-130			3.38	20
Ethylbenzene	5.00	4.60	4.41	92.0	88.2	70.0-130			4.22	20
Total Xylenes	15.0	13.9	13.5	92.7	90.0	70.0-130			2.92	20
Methyl tert-butyl ether	5.00	4.85	4.15	97.0	83.0	70.0-130			15.6	20
Naphthalene	5.00	4.54	4.50	90.8	90.0	70.0-130			0.885	20
1,2-Dichloroethane	5.00	4.57	4.49	91.4	89.8	70.0-130			1.77	20
(S) Toluene-d8				*101*	*99.7*	*80.0-120*				
(S) 4-Bromofluorobenzene				*97.3*	*97.9*	*77.0-126*				
(S) 1,2-Dichloroethane-d4				*98.8*	*102*	*70.0-130*				

Method Blank (MB)

(MB) R4084271-4 06/19/24 10:38

Analyte	MB Result ug/l	MB Qualifier	MB MDL ug/l	MB RDL ug/l
Benzene	U		0.0941	1.00
Toluene	U		0.278	1.00
Ethylbenzene	U		0.137	1.00
Total Xylenes	U		0.174	3.00
Methyl tert-butyl ether	U		0.101	1.00
Naphthalene	U		1.00	5.00
1,2-Dichloroethane	U		0.0819	1.00
(S) Toluene-d8	*106*			*80.0-120*
(S) 4-Bromofluorobenzene	*105*			*77.0-126*
(S) 1,2-Dichloroethane-d4	*97.2*			*70.0-130*

Laboratory Control Sample (LCS) • Laboratory Control Sample Duplicate (LCSD)

(LCS) R4084271-1 06/19/24 08:29 • (LCSD) R4084271-3 06/19/24 09:51

Analyte	Spike Amount ug/l	LCS Result ug/l	LCSD Result ug/l	LCS Rec. %	LCSD Rec. %	Rec. Limits %	LCS Qualifier	LCSD Qualifier	RPD %	RPD Limits %
Benzene	5.00	5.03	4.83	101	96.6	70.0-130			4.06	20
Toluene	5.00	5.26	4.99	105	99.8	70.0-130			5.27	20
Ethylbenzene	5.00	5.05	4.77	101	95.4	70.0-130			5.70	20
Total Xylenes	15.0	15.2	14.7	101	98.0	70.0-130			3.34	20
Methyl tert-butyl ether	5.00	4.94	4.90	98.8	98.0	70.0-130			0.813	20
Naphthalene	5.00	3.58	4.41	71.6	88.2	70.0-130		J3	20.8	20
1,2-Dichloroethane	5.00	4.92	4.69	98.4	93.8	70.0-130			4.79	20
(S) Toluene-d8				*103*	*101*	*80.0-120*				
(S) 4-Bromofluorobenzene				*106*	*105*	*77.0-126*				
(S) 1,2-Dichloroethane-d4				*96.4*	*94.8*	*70.0-130*				

Method Blank (MB)

(MB) R4084094-4 06/19/24 19:01

Analyte	MB Result ug/l	MB Qualifier	MB MDL ug/l	MB RDL ug/l
Benzene	U		0.0941	1.00
Toluene	U		0.278	1.00
Ethylbenzene	U		0.137	1.00
Total Xylenes	U		0.174	3.00
Methyl tert-butyl ether	U		0.101	1.00
Naphthalene	U		1.00	5.00
1,2-Dichloroethane	U		0.0819	1.00
(S) Toluene-d8	*107*			*80.0-120*
(S) 4-Bromofluorobenzene	*103*			*77.0-126*
(S) 1,2-Dichloroethane-d4	*107*			*70.0-130*

Laboratory Control Sample (LCS) • Laboratory Control Sample Duplicate (LCSD)

(LCS) R4084094-1 06/19/24 17:37 • (LCSD) R4084094-2 06/19/24 17:58

Analyte	Spike Amount ug/l	LCS Result ug/l	LCSD Result ug/l	LCS Rec. %	LCSD Rec. %	Rec. Limits %	LCS Qualifier	LCSD Qualifier	RPD %	RPD Limits %
Benzene	5.00	4.85	4.83	97.0	96.6	70.0-130			0.413	20
Toluene	5.00	4.81	4.75	96.2	95.0	70.0-130			1.26	20
Ethylbenzene	5.00	4.68	4.67	93.6	93.4	70.0-130			0.214	20
Total Xylenes	15.0	14.2	13.9	94.7	92.7	70.0-130			2.14	20
Methyl tert-butyl ether	5.00	4.93	5.02	98.6	100	70.0-130			1.81	20
Naphthalene	5.00	4.50	4.56	90.0	91.2	70.0-130			1.32	20
1,2-Dichloroethane	5.00	5.29	5.33	106	107	70.0-130			0.753	20
(S) Toluene-d8				*103*	*102*	*80.0-120*				
(S) 4-Bromofluorobenzene				*102*	*101*	*77.0-126*				
(S) 1,2-Dichloroethane-d4				*111*	*112*	*70.0-130*				

Method Blank (MB)

(MB) R4084617-3 06/20/24 19:51

Analyte	MB Result ug/l	MB Qualifier	MB MDL ug/l	MB RDL ug/l
Naphthalene	U		1.00	5.00
(S) Toluene-d8	*116*			*80.0-120*
(S) 4-Bromofluorobenzene	*111*			*77.0-126*
(S) 1,2-Dichloroethane-d4	*101*			*70.0-130*

Laboratory Control Sample (LCS)

(LCS) R4084617-1 06/20/24 18:50

Analyte	Spike Amount ug/l	LCS Result ug/l	LCS Rec. %	Rec. Limits %	LCS Qualifier
Naphthalene	5.00	4.35	87.0	70.0-130	
(S) Toluene-d8			*110*	*80.0-120*	
(S) 4-Bromofluorobenzene			*106*	*77.0-126*	
(S) 1,2-Dichloroethane-d4			*103*	*70.0-130*	

GLOSSARY OF TERMS

Guide to Reading and Understanding Your Laboratory Report

The information below is designed to better explain the various terms used in your report of analytical results from the Laboratory. This is not intended as a comprehensive explanation, and if you have additional questions please contact your project representative.

Results Disclaimer - Information that may be provided by the customer, and contained within this report, include Permit Limits, Project Name, Sample ID, Sample Matrix, Sample Preservation, Field Blanks, Field Spikes, Field Duplicates, On-Site Data, Sampling Collection Dates/Times, and Sampling Location. Results relate to the accuracy of this information provided, and as the samples are received.

Abbreviations and Definitions

MDL	Method Detection Limit.
ND	Not detected at the Reporting Limit (or MDL where applicable).
RDL	Reported Detection Limit.
Rec.	Recovery.
RPD	Relative Percent Difference.
SDG	Sample Delivery Group.
(S)	Surrogate (Surrogate Standard) - Analytes added to every blank, sample, Laboratory Control Sample/Duplicate and Matrix Spike/Duplicate; used to evaluate analytical efficiency by measuring recovery. Surrogates are not expected to be detected in all environmental media.
U	Not detected at the Reporting Limit (or MDL where applicable).
Analyte	The name of the particular compound or analysis performed. Some Analyses and Methods will have multiple analytes reported.
Dilution	If the sample matrix contains an interfering material, the sample preparation volume or weight values differ from the standard, or if concentrations of analytes in the sample are higher than the highest limit of concentration that the laboratory can accurately report, the sample may be diluted for analysis. If a value different than 1 is used in this field, the result reported has already been corrected for this factor.
Limits	These are the target % recovery ranges or % difference value that the laboratory has historically determined as normal for the method and analyte being reported. Successful QC Sample analysis will target all analytes recovered or duplicated within these ranges.
Qualifier	This column provides a letter and/or number designation that corresponds to additional information concerning the result reported. If a Qualifier is present, a definition per Qualifier is provided within the Glossary and Definitions page and potentially a discussion of possible implications of the Qualifier in the Case Narrative if applicable.
Result	The actual analytical final result (corrected for any sample specific characteristics) reported for your sample. If there was no measurable result returned for a specific analyte, the result in this column may state “ND” (Not Detected) or “BDL” (Below Detectable Levels). The information in the results column should always be accompanied by either an MDL (Method Detection Limit) or RDL (Reporting Detection Limit) that defines the lowest value that the laboratory could detect or report for this analyte.
Uncertainty (Radiochemistry)	Confidence level of 2 sigma.
Case Narrative (Cn)	A brief discussion about the included sample results, including a discussion of any non-conformances to protocol observed either at sample receipt by the laboratory from the field or during the analytical process. If present, there will be a section in the Case Narrative to discuss the meaning of any data qualifiers used in the report.
Quality Control Summary (Qc)	This section of the report includes the results of the laboratory quality control analyses required by procedure or analytical methods to assist in evaluating the validity of the results reported for your samples. These analyses are not being performed on your samples typically, but on laboratory generated material.
Sample Chain of Custody (Sc)	This is the document created in the field when your samples were initially collected. This is used to verify the time and date of collection, the person collecting the samples, and the analyses that the laboratory is requested to perform. This chain of custody also documents all persons (excluding commercial shippers) that have had control or possession of the samples from the time of collection until delivery to the laboratory for analysis.
Sample Results (Sr)	This section of your report will provide the results of all testing performed on your samples. These results are provided by sample ID and are separated by the analyses performed on each sample. The header line of each analysis section for each sample will provide the name and method number for the analysis reported.
Sample Summary (Ss)	This section of the Analytical Report defines the specific analyses performed for each sample ID, including the dates and times of preparation and/or analysis.

Qualifier	Description
C3	The reported concentration is an estimate. The continuing calibration standard associated with this data responded low. Method sensitivity check is acceptable.
J1	Surrogate recovery limits have been exceeded; values are outside upper control limits.
J3	The associated batch QC was outside the established quality control range for precision.

ACCREDITATIONS & LOCATIONS

Pace Analytical National 12065 Lebanon Rd Mount Juliet, TN 37122

Alabama	40660	Nebraska	NE-OS-15-05
Alaska	17-026	Nevada	TN000032021-1
Arizona	AZ0612	New Hampshire	2975
Arkansas	88-0469	New Jersey–NELAP	TN002
California	2932	New Mexico [1]	TN00003
Colorado	TN00003	New York	11742
Connecticut	PH-0197	North Carolina	Env375
Florida	E87487	North Carolina [1]	DW21704
Georgia	NELAP	North Carolina [3]	41
Georgia [1]	923	North Dakota	R-140
Idaho	TN00003	Ohio–VAP	CL0069
Illinois	200008	Oklahoma	9915
Indiana	C-TN-01	Oregon	TN200002
Iowa	364	Pennsylvania	68-02979
Kansas	E-10277	Rhode Island	LA000356
Kentucky [1 6]	KY90010	South Carolina	84004002
Kentucky [2]	16	South Dakota	n/a
Louisiana	AI30792	Tennessee [1 4]	2006
Louisiana	LA018	Texas	T104704245-20-18
Maine	TN00003	Texas [5]	LAB0152
Maryland	324	Utah	TN000032021-11
Massachusetts	M-TN003	Vermont	VT2006
Michigan	9958	Virginia	110033
Minnesota	047-999-395	Washington	C847
Mississippi	TN00003	West Virginia	233
Missouri	340	Wisconsin	998093910
Montana	CERT0086	Wyoming	A2LA
A2LA – ISO 17025	1461.01	AIHA-LAP,LLC EMLAP	100789
A2LA – ISO 17025 [5]	1461.02	DOD	1461.01
Canada	1461.01	USDA	P330-15-00234
EPA–Crypto	TN00003		

[1] Drinking Water [2] Underground Storage Tanks [3] Aquatic Toxicity [4] Chemical/Microbiological [5] Mold [6] Wastewater n/a Accreditation not applicable

* Not all certifications held by the laboratory are applicable to the results reported in the attached report.

* Accreditation is only applicable to the test methods specified on each scope of accreditation held by Pace Analytical.

Company Name/Address:
Kinder Morgan- Atlanta, GA

Ten 10th Street NW
Suite 1400
Atlanta. GA 30309

Billing Information:
Accounts Payable
1000 Windward Concourse
Ste 450
Alpharetta, GA 30005

Pres Chk

Report to:
Bethany Garvey

Email To:
bethany.garvey@jacobs.com;tom.wiley@jacobs

Project Description:
Lewis Drive Groundwater

City/State Collected: BELTON, SC

Please Circle: PT MT CT (ET)

Phone: **404-751-5651**

Client Project #
KMLDMR 24

Lab Project #
KINCH2MGA-LEWIS12

Collected by (print):
T. HILL, A. FURNESS, A. WILSON

Site/Facility ID #
KM_LEWISDR

P.O. #
WD1106937

Collected by (signature):

Immediately Packed on Ice N ___ Y ✓

Rush? (Lab MUST Be Notified)
___ Same Day ___ Five Day
___ Next Day ___ 5 Day (Rad Only)
___ Two Day X 10 Day (Rad Only)
___ Three Day

Quote #

Date Results Needed

No. of Cntrs

Analysis / Container / Preservative

V8260BTEXMNSC 40mlAmb-HCl

Chain of Custody Page 1 of 3

Pace
PEOPLE ADVANCING SCIENCE

MT JULIET, TN
12065 Lebanon Rd Mount Juliet, TN 37122
Submitting a sample via this chain of custody constitutes acknowledgment and acceptance of the Pace Terms and Conditions found at: https://info.pacelabs.com/hubfs/pas-standard-terms.pdf

SDG # 174605

B017

Acctnum: KINCH2MGA
Template: T216192
Prelogin: P1081163
PM: 526 - Chris McCord
PB: LM 6/6/24
Shipped Via: FedEX Ground

Sample ID	Comp/Grab	Matrix *	Depth	Date	Time	No. of Cntrs	V8260BTEXMNSC 40mlAmb-HCl	Remarks	Sample # (lab only)
MW-20-061024	G	GW	—	6-10-24	1050	3	X		-01
MW-23-061024		GW			1055	3			-02
MW-23-D-061024		GW			1100	3			-03
MW-45-061024		GW			1110	3			-04
MW-17B-061024		GW			1120	3			-05
MW-63-061024		GW			1125	3			-06
MW-07-061024		GW			1130	3			-07
MW-36-061024		GW			1145	3			-08
MW-61B-061024		GW			1205	3			-09
MW-58-061024		GW			1215	3			-10

* Matrix:
SS - Soil **AIR** - Air **F** - Filter
GW - Groundwater **B** - Bioassay
WW - WasteWater
DW - Drinking Water
OT - Other_____

Remarks:V8260BTEXMN = BTEX, MTBE, Naphthalene, and 1,2-DCA.

pH _____ Temp _____

Flow _____ Other _____

Samples returned via:
__ UPS __ FedEx __ Courier _____

Tracking # 7464 0844 7263

Sample Receipt Checklist

COC Seal Present/Intact:	NP	Y N
COC Signed/Accurate:		Y N
Bottles arrive intact:		Y N
Correct bottles used:		Y N
Sufficient volume sent:		Y N
If Applicable		
VOA Zero Headspace:		Y N
Preservation Correct/Checked:		Y N
RAD Screen <0.5 mR/hr:		Y N

	Date:	Time:			
Relinquished by : (Signature)	6-11-24	1500	Received by: (Signature)	Trip Blank Received: Yes / No HCL / MeoH TBR	If preservation required by Login: Date/Time
Relinquished by : (Signature)	Date:	Time:	Received by: (Signature)	Temp: ED4°C Bottles Received: 3.1+.3=3.4 87	
Relinquished by : (Signature)	Date:	Time:	Received for lab by: (Signature) Alexa Mitchell	Date: 6/12/24 Time: 0900	Hold: Condition: NCF / OK

Company Name/Address:
Kinder Morgan- Atlanta, GA

Ten 10th Street NW
Suite 1400
Atlanta. GA 30309

Billing Information:
Accounts Payable
1000 Windward Concourse
Ste 450
Alpharetta, GA 30005

Pres Chk

Report to:
Bethany Garvey

Email To:
bethany.garvey@jacobs.com;tom.wiley@jacobs

Project Description:
Lewis Drive Groundwater

City/State Collected: DELTON, SC

Please Circle: PT MT CT ET

Phone: **404-751-5651**

Client Project #
KMLOMR24

Lab Project #
KINCH2MGA-LEWIS12

Collected by (print):
TH, AF, AW

Site/Facility ID #
KM_LEWISDR

P.O. #
WD1106937

Collected by (signature):

Immediately Packed on Ice N___ Y___

Rush? (Lab MUST Be Notified)
___ Same Day ___ Five Day
___ Next Day ___ 5 Day (Rad Only)
___ Two Day X 10 Day (Rad Only)
___ Three Day

Quote #

Date Results Needed

No. of Cntrs

Analysis / Container / Preservative

V8260BTEXMNSC 40mlAmb-HCl

Chain of Custody Page 1 of 3

Pace
PEOPLE ADVANCING SCIENCE

MT JULIET, TN
12065 Lebanon Rd Mount Juliet, TN 37122
Submitting a sample via this chain of custody constitutes acknowledgment and acceptance of the Pace Terms and Conditions found at: https://info.pacelabs.com/hubfs/pas-standard-terms.pdf

SDG # 1746051

Table #

Acctnum: **KINCH2MGA**
Template: **T216192**
Prelogin: **P1081163**
PM: **526 - Chris McCord**
PB: LM 6/6/24
Shipped Via: **FedEX Ground**

Sample ID	Comp/Grab	Matrix *	Depth	Date	Time	No. of Cntrs	V8260BTEXMNSC 40mlAmb-HCl	Remarks	Sample # (lab only)
MW-14-061024	G	GW	—	6-10-24	1355	3	X		-11
MW-14B-061024		GW			1400				-12
MW-38B-061024		GW			1415				-13
MW-62-061024		GW			1430				-14
MW-41-061024		GW			1435				-15
MW-40-061024		GW			1510				-16
MW-39-061024		GW			1520				-17
MW-59-061024		GW			1535				-18
MW-15B-061024		GW			1540				-19
MW-11-061024	↓	GW	↓	↓	1555	↓	↓		-20

* Matrix:
SS - Soil **AIR** - Air **F** - Filter
GW - Groundwater **B** - Bioassay
WW - WasteWater
DW - Drinking Water
OT - Other_____

Remarks:V8260BTEXMN = BTEX, MTBE, Naphthalene, and 1,2-DCA.

pH _____ Temp _____
Flow _____ Other _____

Samples returned via:
__ UPS __ FedEx __ Courier _____

Tracking # 7464 0844 7263

Sample Receipt Checklist

COC Seal Present/Intact:	NP	Y N
COC Signed/Accurate:		Y N
Bottles arrive intact:		Y N
Correct bottles used:		Y N
Sufficient volume sent:		Y N
If Applicable		
VOA Zero Headspace:		Y N
Preservation Correct/Checked:		Y N
RAD Screen <0.5 mR/hr:		Y N

Relinquished by : (Signature)	Date:	Time:	Received by: (Signature)	Trip Blank Received: Yes / No HCL / MeoH TBR	If preservation required by Login: Date/Time
	6-1-24	1500			
Relinquished by : (Signature)	Date:	Time:	Received by: (Signature)	Temp: 0.1°C Bottles Received: 3.1+.3=3.2 87	
Relinquished by : (Signature)	Date:	Time:	Received for lab by: (Signature) Alexa Mitchell	Date: 6/1/24 Time: 0900	Hold: Condition: NCF / OK

Company Name/Address:
Kinder Morgan- Atlanta, GA

Ten 10th Street NW
Suite 1400
Atlanta. GA 30309

Billing Information:
Accounts Payable
1000 Windward Concourse
Ste 450
Alpharetta, GA 30005

Pres Chk

Report to:
Bethany Garvey

Email To:
bethany.garvey@jacobs.com;tom.wiley@jacobs

Project Description:
Lewis Drive Groundwater

City/State Collected: BELTON, SC

Please Circle: PT MT CT (ET)

Phone: **404-751-5651**

Client Project #
KMLDMR 24

Lab Project #
KINCH2MGA-LEWIS12

Collected by (print):
TM. AF, AW

Site/Facility ID #
KM_LEWISDR

P.O. #
WD1106937

Collected by (signature):

Rush? (Lab MUST Be Notified)
___ Same Day ___ Five Day
___ Next Day ___ 5 Day (Rad Only)
___ Two Day ___ 10 Day (Rad Only)
___ Three Day
Date Results Needed

Quote #

Immediately Packed on Ice N___ Y✓

Sample ID	Comp/Grab	Matrix *	Depth	Date	Time	No. of Cntrs	V8260BTEXMNSC 40mlAmb-HCl	Remarks	Sample # (lab only)
MW-60-061024	G	GW	–	6-10-24	1645	3	X		-21
MW-56-061124		GW		6-11-24	1020				-22
MW-38-061124		GW			1025				-23
MW-57-061124		GW			1105				-24
MW-37-061124		GW			1115				-25
MW-37-D-061124		GW			1120				-26
MW-46-061124		GW			1220				-27
FB01-061024		GW		06-10-24	1730				-28
FB02-061124		GW		06-11-24	1235				-29
TB01-061124		GW		06-11-24	CAN				-30

* Matrix:
SS - Soil **AIR** - Air **F** - Filter
GW - Groundwater **B** - Bioassay
WW - WasteWater
DW - Drinking Water
OT - Other_____

Remarks:V8260BTEXMN = BTEX, MTBE, Naphthalene, and 1,2-DCA.

pH _____ Temp _____
Flow _____ Other _____

Samples returned via:
__ UPS __ FedEx __ Courier _____

Tracking # 7464 0844 7263

Sample Receipt Checklist
COC Seal Present/Intact: __NP ✓Y __N
COC Signed/Accurate: ✓Y __N
Bottles arrive intact: ✓Y __N
Correct bottles used: ✓Y __N
Sufficient volume sent: ✓Y __N
If Applicable
VOA Zero Headspace: __Y __N
Preservation Correct/Checked: ✓Y __N
RAD Screen <0.5 mR/hr: ✓Y __N

Relinquished by : (Signature)	Date:	Time:	Received by: (Signature)	Trip Blank Received: Yes / No HCL / MeoH TBR	If preservation required by Login: Date/Time
	6-11-24	1500		1	
Relinquished by : (Signature)	Date:	Time:	Received by: (Signature)	Temp: 3.0+0.3=3.4 °C Bottles Received: 87	
Relinquished by : (Signature)	Date:	Time:	Received for lab by: (Signature) alexa mitchell	Date: 6/12/24 Time: 0900	Hold: Condition: NCF / (OK)

Chain of Custody Page 3 of 3

Pace
PEOPLE ADVANCING SCIENCE

MT JULIET, TN
12065 Lebanon Rd Mount Juliet, TN 37122
Submitting a sample via this chain of custody constitutes acknowledgment and acceptance of the Pace Terms and Conditions found at: https://info.pacelabs.com/hubfs/pas-standard-terms.pdf

SDG # 174609

Table #

Acctnum: **KINCH2MGA**
Template:**T216192**
Prelogin: **P1081163**
PM: **526 - Chris McCord**
PB: LM 6/6/24
Shipped Via: **FedEx Ground**

ANALYTICAL REPORT

March 14, 2024

Kinder Morgan- Atlanta, GA

Sample Delivery Group:	L1712967
Samples Received:	03/07/2024
Project Number:	KMLDMR24
Description:	Lewis Drive IDW
Site:	KM_LEWISDR
Report To:	Bethany Garvey Ten 10th Street NW Suite 1400 Atlanta, GA 30309

Entire Report Reviewed By:

Mark W. Beasley
Project Manager

Results relate only to the items tested or calibrated and are reported as rounded values. This test report shall not be reproduced, except in full, without written approval of the laboratory. Where applicable, sampling conducted by Pace Analytical National is performed per guidance provided in laboratory standard operating procedures ENV-SOP-MTJL-0067 and ENV-SOP-MTJL-0068. Where sampling conducted by the customer, results relate to the accuracy of the information provided, and as the samples are received.

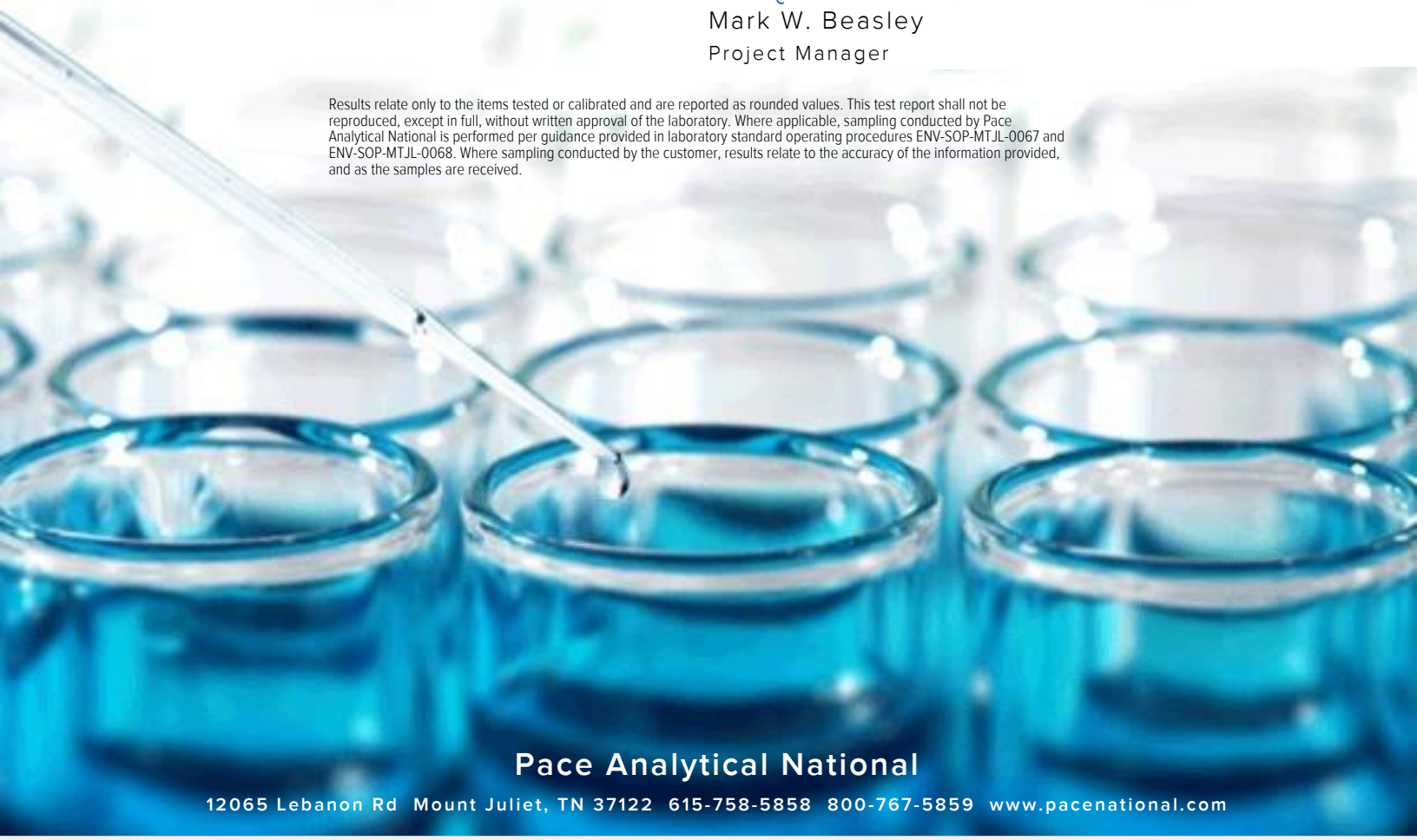

TABLE OF CONTENTS

Cp: Cover Page 1

Tc: Table of Contents 2

Ss: Sample Summary 3

Cn: Case Narrative 4

Sr: Sample Results 5

AQ-IDW01-030624 L1712967-01 5

SO-IDW01-030624 L1712967-02 6

SO-IDW01-030624 L1712967-03 7

AQ-IDW02-030624 L1712967-04 8

TB01-030624 L1712967-05 9

Qc: Quality Control Summary 10

Total Solids by Method 2540 G-2011 10

Volatile Organic Compounds (GC/MS) by Method 8260D 11

Gl: Glossary of Terms 17

Al: Accreditations & Locations 18

Sc: Sample Chain of Custody 19

AQ-IDW01-030624 L1712967-01 GW

Collected by: Alex F.
Collected date/time: 03/06/24 16:40
Received date/time: 03/07/24 09:00

Method	Batch	Dilution	Preparation date/time	Analysis date/time	Analyst	Location
Volatile Organic Compounds (GC/MS) by Method 8260D	WG2245203	1	03/13/24 09:04	03/13/24 09:04	ACG	Mt. Juliet, TN

SO-IDW01-030624 L1712967-02 Solid

Collected by: Alex F.
Collected date/time: 03/06/24 16:50
Received date/time: 03/07/24 09:00

Method	Batch	Dilution	Preparation date/time	Analysis date/time	Analyst	Location
Total Solids by Method 2540 G-2011	WG2242438	1	03/09/24 14:20	03/09/24 14:36	CMB	Mt. Juliet, TN
Volatile Organic Compounds (GC/MS) by Method 8260D	WG2243806	1	03/06/24 16:50	03/11/24 02:49	DWR	Mt. Juliet, TN
Volatile Organic Compounds (GC/MS) by Method 8260D	WG2244821	10	03/06/24 16:50	03/12/24 14:21	ACG	Mt. Juliet, TN

SO-IDW01-030624 L1712967-03 Waste

Collected by: Alex F.
Collected date/time: 03/06/24 16:50
Received date/time: 03/07/24 09:00

Method	Batch	Dilution	Preparation date/time	Analysis date/time	Analyst	Location
Preparation by Method 1311	WG2242408	1	03/08/24 11:39	03/08/24 11:39	JWS	Mt. Juliet, TN
Volatile Organic Compounds (GC/MS) by Method 8260D	WG2243090	1	03/09/24 16:36	03/09/24 16:36	JAH	Mt. Juliet, TN

AQ-IDW02-030624 L1712967-04 GW

Collected by: Alex F.
Collected date/time: 03/06/24 16:50
Received date/time: 03/07/24 09:00

Method	Batch	Dilution	Preparation date/time	Analysis date/time	Analyst	Location
Volatile Organic Compounds (GC/MS) by Method 8260D	WG2243765	1	03/11/24 02:26	03/11/24 02:26	DYW	Mt. Juliet, TN

TB01-030624 L1712967-05 GW

Collected by: Alex F.
Collected date/time: 03/06/24 16:50
Received date/time: 03/07/24 09:00

Method	Batch	Dilution	Preparation date/time	Analysis date/time	Analyst	Location
Volatile Organic Compounds (GC/MS) by Method 8260D	WG2243765	1	03/11/24 00:15	03/11/24 00:15	DYW	Mt. Juliet, TN

CASE NARRATIVE

All sample aliquots were received at the correct temperature, in the proper containers, with the appropriate preservatives, and within method specified holding times, unless qualified or notated within the report. Where applicable, all MDL (LOD) and RDL (LOQ) values reported for environmental samples have been corrected for the dilution factor used in the analysis. All Method and Batch Quality Control are within established criteria except where addressed in this case narrative, a non-conformance form or properly qualified within the sample results. By my digital signature below, I affirm to the best of my knowledge, all problems/anomalies observed by the laboratory as having the potential to affect the quality of the data have been identified by the laboratory, and no information or data have been knowingly withheld that would affect the quality of the data.



Mark W. Beasley
Project Manager

Volatile Organic Compounds (GC/MS) by Method 8260D

Analyte	Result ug/l	Qualifier	RDL ug/l	Dilution	Analysis date / time	Batch
Benzene	3.06		1.00	1	03/13/2024 09:04	WG2245203
Carbon tetrachloride	ND		1.00	1	03/13/2024 09:04	WG2245203
Chlorobenzene	ND		1.00	1	03/13/2024 09:04	WG2245203
Chloroform	ND		5.00	1	03/13/2024 09:04	WG2245203
1,2-Dichloroethane	ND		1.00	1	03/13/2024 09:04	WG2245203
1,1-Dichloroethene	ND		1.00	1	03/13/2024 09:04	WG2245203
Ethylbenzene	ND		1.00	1	03/13/2024 09:04	WG2245203
2-Butanone (MEK)	ND		10.0	1	03/13/2024 09:04	WG2245203
Tetrachloroethene	ND		1.00	1	03/13/2024 09:04	WG2245203
Toluene	3.11		1.00	1	03/13/2024 09:04	WG2245203
Trichloroethene	ND		1.00	1	03/13/2024 09:04	WG2245203
Vinyl chloride	ND		1.00	1	03/13/2024 09:04	WG2245203
Xylenes, Total	19.9		3.00	1	03/13/2024 09:04	WG2245203
(S) Toluene-d8	*104*		*80.0-120*		*03/13/2024 09:04*	WG2245203
(S) 4-Bromofluorobenzene	*90.6*		*77.0-126*		*03/13/2024 09:04*	WG2245203
(S) 1,2-Dichloroethane-d4	*113*		*70.0-130*		*03/13/2024 09:04*	WG2245203

Total Solids by Method 2540 G-2011

Analyte	Result	Qualifier	Dilution	Analysis	Batch
	%			date / time	
Total Solids	78.9		1	03/09/2024 14:36	WG2242438

Volatile Organic Compounds (GC/MS) by Method 8260D

Analyte	Result (dry)	Qualifier	RDL (dry)	Dilution	Analysis	Batch
	ug/kg		ug/kg		date / time	
Benzene	ND		1.58	1	03/11/2024 02:49	WG2243806
Toluene	105		7.89	1	03/11/2024 02:49	WG2243806
Ethylbenzene	63.4		3.94	1	03/11/2024 02:49	WG2243806
Total Xylenes	15500		103	10	03/12/2024 14:21	WG2244821
(S) Toluene-d8	*70.1*	J2	*75.0-131*		*03/11/2024 02:49*	WG2243806
(S) Toluene-d8	*95.1*		*75.0-131*		*03/12/2024 14:21*	WG2244821
(S) 4-Bromofluorobenzene	*68.5*		*67.0-138*		*03/11/2024 02:49*	WG2243806
(S) 4-Bromofluorobenzene	*107*		*67.0-138*		*03/12/2024 14:21*	WG2244821
(S) 1,2-Dichloroethane-d4	*99.6*		*70.0-130*		*03/11/2024 02:49*	WG2243806
(S) 1,2-Dichloroethane-d4	*108*		*70.0-130*		*03/12/2024 14:21*	WG2244821

Sample Narrative:

L1712967-02 WG2243806: Surrogate failure due to matrix interference

1 Cp
2 Tc
3 Ss
4 Cn
5 Sr
6 Qc
7 Gl
8 Al
9 Sc

Preparation by Method 1311

Analyte	Result	Qualifier	Prep date / time	Batch
TCLP ZHE Extraction	-		3/8/2024 11:39:22 AM	WG2242408

Volatile Organic Compounds (GC/MS) by Method 8260D

Analyte	Result mg/l	Qualifier	RDL mg/l	Limit mg/l	Dilution	Analysis date / time	Batch
Benzene	ND		0.0500	0.50	1	03/09/2024 16:36	WG2243090
Carbon tetrachloride	ND		0.0500	0.50	1	03/09/2024 16:36	WG2243090
Chlorobenzene	ND		0.0500	100	1	03/09/2024 16:36	WG2243090
Chloroform	ND		0.250	6	1	03/09/2024 16:36	WG2243090
1,2-Dichloroethane	ND		0.0500	0.50	1	03/09/2024 16:36	WG2243090
1,1-Dichloroethene	ND		0.0500	0.70	1	03/09/2024 16:36	WG2243090
2-Butanone (MEK)	ND		0.500	200	1	03/09/2024 16:36	WG2243090
Tetrachloroethene	ND		0.0500	0.70	1	03/09/2024 16:36	WG2243090
Trichloroethene	ND		0.0500	0.50	1	03/09/2024 16:36	WG2243090
Vinyl chloride	ND	J3	0.0500	0.20	1	03/09/2024 16:36	WG2243090
(S) Toluene-d8	*97.6*		*80.0-120*			*03/09/2024 16:36*	WG2243090
(S) 4-Bromofluorobenzene	*91.1*		*77.0-126*			*03/09/2024 16:36*	WG2243090
(S) 1,2-Dichloroethane-d4	*107*		*70.0-130*			*03/09/2024 16:36*	WG2243090

Volatile Organic Compounds (GC/MS) by Method 8260D

Analyte	Result ug/l	Qualifier	RDL ug/l	Dilution	Analysis date / time	Batch
Benzene	ND		1.00	1	03/11/2024 02:26	WG2243765
Carbon tetrachloride	ND		1.00	1	03/11/2024 02:26	WG2243765
Chlorobenzene	ND		1.00	1	03/11/2024 02:26	WG2243765
Chloroform	ND		5.00	1	03/11/2024 02:26	WG2243765
1,2-Dichloroethane	ND		1.00	1	03/11/2024 02:26	WG2243765
1,1-Dichloroethene	ND		1.00	1	03/11/2024 02:26	WG2243765
Ethylbenzene	ND		1.00	1	03/11/2024 02:26	WG2243765
2-Butanone (MEK)	ND		10.0	1	03/11/2024 02:26	WG2243765
Tetrachloroethene	ND		1.00	1	03/11/2024 02:26	WG2243765
Toluene	ND		1.00	1	03/11/2024 02:26	WG2243765
Trichloroethene	ND		1.00	1	03/11/2024 02:26	WG2243765
Vinyl chloride	ND	C3	1.00	1	03/11/2024 02:26	WG2243765
Xylenes, Total	ND		3.00	1	03/11/2024 02:26	WG2243765
(S) Toluene-d8	*103*		*80.0-120*		*03/11/2024 02:26*	WG2243765
(S) 4-Bromofluorobenzene	*88.9*		*77.0-126*		*03/11/2024 02:26*	WG2243765
(S) 1,2-Dichloroethane-d4	*108*		*70.0-130*		*03/11/2024 02:26*	WG2243765

Volatile Organic Compounds (GC/MS) by Method 8260D

Analyte	Result ug/l	Qualifier	RDL ug/l	Dilution	Analysis date / time	Batch
Benzene	ND		1.00	1	03/11/2024 00:15	WG2243765
Carbon tetrachloride	ND		1.00	1	03/11/2024 00:15	WG2243765
Chlorobenzene	ND		1.00	1	03/11/2024 00:15	WG2243765
Chloroform	ND		5.00	1	03/11/2024 00:15	WG2243765
1,2-Dichloroethane	ND		1.00	1	03/11/2024 00:15	WG2243765
1,1-Dichloroethene	ND		1.00	1	03/11/2024 00:15	WG2243765
Ethylbenzene	ND		1.00	1	03/11/2024 00:15	WG2243765
2-Butanone (MEK)	ND		10.0	1	03/11/2024 00:15	WG2243765
Tetrachloroethene	ND		1.00	1	03/11/2024 00:15	WG2243765
Toluene	ND		1.00	1	03/11/2024 00:15	WG2243765
Trichloroethene	ND		1.00	1	03/11/2024 00:15	WG2243765
Vinyl chloride	ND	C3	1.00	1	03/11/2024 00:15	WG2243765
Xylenes, Total	ND		3.00	1	03/11/2024 00:15	WG2243765
(S) Toluene-d8	*107*		*80.0-120*		*03/11/2024 00:15*	WG2243765
(S) 4-Bromofluorobenzene	*89.8*		*77.0-126*		*03/11/2024 00:15*	WG2243765
(S) 1,2-Dichloroethane-d4	*108*		*70.0-130*		*03/11/2024 00:15*	WG2243765

Method Blank (MB)

(MB) R4043858-1 03/09/24 14:36

Analyte	MB Result %	MB Qualifier	MB MDL %	MB RDL %
Total Solids	0.000			

L1712951-04 Original Sample (OS) • Duplicate (DUP)

(OS) L1712951-04 03/09/24 14:36 • (DUP) R4043858-3 03/09/24 14:36

Analyte	Original Result %	DUP Result %	Dilution	DUP RPD %	DUP Qualifier	DUP RPD Limits %
Total Solids	86.4	85.6	1	0.946		10

Laboratory Control Sample (LCS)

(LCS) R4043858-2 03/09/24 14:36

Analyte	Spike Amount %	LCS Result %	LCS Rec. %	Rec. Limits %	LCS Qualifier
Total Solids	50.0	50.0	100	90.0-110	

Method Blank (MB)

(MB) R4044102-3 03/09/24 10:38

Analyte	MB Result mg/l	MB Qualifier	MB MDL mg/l	MB RDL mg/l
Benzene	U		0.0167	0.0500
Carbon tetrachloride	U		0.0167	0.0500
Chlorobenzene	U		0.0167	0.0500
Chloroform	U		0.0833	0.250
1,2-Dichloroethane	U		0.0167	0.0500
1,1-Dichloroethene	U		0.0167	0.0500
2-Butanone (MEK)	U		0.167	0.500
Tetrachloroethene	U		0.0167	0.0500
Trichloroethene	U		0.0167	0.0500
Vinyl chloride	U		0.0167	0.0500
(S) Toluene-d8	*96.0*			*80.0-120*
(S) 4-Bromofluorobenzene	*86.1*			*77.0-126*
(S) 1,2-Dichloroethane-d4	*105*			*70.0-130*

Laboratory Control Sample (LCS) • Laboratory Control Sample Duplicate (LCSD)

(LCS) R4044102-1 03/09/24 07:34 • (LCSD) R4044102-2 03/09/24 07:54

Analyte	Spike Amount mg/l	LCS Result mg/l	LCSD Result mg/l	LCS Rec. %	LCSD Rec. %	Rec. Limits %	LCS Qualifier	LCSD Qualifier	RPD %	RPD Limits %
Benzene	0.250	0.276	0.231	110	92.4	70.0-123			17.8	20
Carbon tetrachloride	0.250	0.289	0.240	116	96.0	68.0-126			18.5	20
Chlorobenzene	0.250	0.259	0.229	104	91.6	80.0-121			12.3	20
Chloroform	0.250	0.269	0.225	108	90.0	73.0-120			17.8	20
1,2-Dichloroethane	0.250	0.279	0.240	112	96.0	70.0-128			15.0	20
1,1-Dichloroethene	0.250	0.253	0.211	101	84.4	71.0-124			18.1	20
2-Butanone (MEK)	1.25	1.66	1.39	133	111	44.0-160			17.7	20
Tetrachloroethene	0.250	0.278	0.231	111	92.4	72.0-132			18.5	20
Trichloroethene	0.250	0.270	0.230	108	92.0	78.0-124			16.0	20
Vinyl chloride	0.250	0.267	0.209	107	83.6	67.0-131		J3	24.4	20
(S) Toluene-d8				*94.2*	*93.5*	*80.0-120*				
(S) 4-Bromofluorobenzene				*89.9*	*87.9*	*77.0-126*				
(S) 1,2-Dichloroethane-d4				*103*	*98.6*	*70.0-130*				

L1713006-02 Original Sample (OS) • Matrix Spike (MS) • Matrix Spike Duplicate (MSD)

(OS) L1713006-02 03/09/24 16:57 • (MS) R4044102-4 03/09/24 18:43 • (MSD) R4044102-5 03/09/24 19:03

Analyte	Spike Amount mg/l	Original Result mg/l	MS Result mg/l	MSD Result mg/l	MS Rec. %	MSD Rec. %	Dilution	Rec. Limits %	MS Qualifier	MSD Qualifier	RPD %	RPD Limits %
Benzene	0.250	ND	0.191	0.231	76.4	92.4	1	17.0-158			19.0	27
Carbon tetrachloride	0.250	ND	0.193	0.217	77.2	86.8	1	23.0-159			11.7	28
Chlorobenzene	0.250	ND	0.190	0.233	76.0	93.2	1	33.0-152			20.3	27
Chloroform	0.250	ND	ND	ND	78.8	95.6	1	29.0-154			19.3	28
1,2-Dichloroethane	0.250	ND	0.223	0.265	89.2	106	1	29.0-151			17.2	27
1,1-Dichloroethene	0.250	ND	0.163	0.193	65.2	77.2	1	11.0-160			16.9	29
2-Butanone (MEK)	1.25	ND	1.34	1.55	107	124	1	10.0-160			14.5	32
Tetrachloroethene	0.250	ND	0.173	0.216	69.2	86.4	1	10.0-160			22.1	27
Trichloroethene	0.250	ND	0.187	0.213	74.8	85.2	1	10.0-160			13.0	25
Vinyl chloride	0.250	ND	0.152	0.179	60.8	71.6	1	10.0-160			16.3	27
(S) Toluene-d8					*94.6*	*93.4*		*80.0-120*				
(S) 4-Bromofluorobenzene					*87.5*	*90.1*		*77.0-126*				
(S) 1,2-Dichloroethane-d4					*104*	*102*		*70.0-130*				

1 Cp
2 Tc
3 Ss
4 Cn
5 Sr
6 Qc
7 Gl
8 Al
9 Sc

Method Blank (MB)

(MB) R4044621-2 03/10/24 23:33

Analyte	MB Result ug/l	MB Qualifier	MB MDL ug/l	MB RDL ug/l
Benzene	U		0.0941	1.00
Carbon tetrachloride	U		0.128	1.00
Chlorobenzene	U		0.116	1.00
Chloroform	U		0.111	5.00
1,2-Dichloroethane	U		0.0819	1.00
1,1-Dichloroethene	U		0.188	1.00
Ethylbenzene	U		0.137	1.00
2-Butanone (MEK)	U		1.19	10.0
Tetrachloroethene	U		0.300	1.00
Toluene	U		0.278	1.00
Trichloroethene	U		0.190	1.00
Vinyl chloride	U		0.234	1.00
Xylenes, Total	U		0.174	3.00
(S) Toluene-d8	*107*			*80.0-120*
(S) 4-Bromofluorobenzene	*87.9*			*77.0-126*
(S) 1,2-Dichloroethane-d4	*109*			*70.0-130*

Laboratory Control Sample (LCS)

(LCS) R4044621-1 03/10/24 22:55

Analyte	Spike Amount ug/l	LCS Result ug/l	LCS Rec. %	Rec. Limits %	LCS Qualifier
Benzene	5.00	4.83	96.6	70.0-123	
Carbon tetrachloride	5.00	4.92	98.4	68.0-126	
Chlorobenzene	5.00	4.70	94.0	80.0-121	
Chloroform	5.00	4.34	86.8	73.0-120	
1,2-Dichloroethane	5.00	5.37	107	70.0-128	
1,1-Dichloroethene	5.00	4.13	82.6	71.0-124	
Ethylbenzene	5.00	4.58	91.6	79.0-123	
2-Butanone (MEK)	25.0	29.4	118	44.0-160	
Tetrachloroethene	5.00	4.75	95.0	72.0-132	
Toluene	5.00	4.65	93.0	79.0-120	
Trichloroethene	5.00	4.66	93.2	78.0-124	
Vinyl chloride	5.00	3.74	74.8	67.0-131	
Xylenes, Total	15.0	13.2	88.0	79.0-123	
(S) Toluene-d8			*103*	*80.0-120*	
(S) 4-Bromofluorobenzene			*91.0*	*77.0-126*	
(S) 1,2-Dichloroethane-d4			*108*	*70.0-130*	

1 Cp
2 Tc
3 Ss
4 Cn
5 Sr
6 Qc
7 Gl
8 Al
9 Sc

Method Blank (MB)

(MB) R4045386-3 03/13/24 07:30

Analyte	MB Result ug/l	MB Qualifier	MB MDL ug/l	MB RDL ug/l
Benzene	U		0.0941	1.00
Carbon tetrachloride	U		0.128	1.00
Chlorobenzene	U		0.116	1.00
Chloroform	U		0.111	5.00
1,2-Dichloroethane	U		0.0819	1.00
1,1-Dichloroethene	U		0.188	1.00
Ethylbenzene	U		0.137	1.00
2-Butanone (MEK)	U		1.19	10.0
Tetrachloroethene	U		0.300	1.00
Toluene	U		0.278	1.00
Trichloroethene	U		0.190	1.00
Vinyl chloride	U		0.234	1.00
Xylenes, Total	U		0.174	3.00
(S) Toluene-d8	*107*			*80.0-120*
(S) 4-Bromofluorobenzene	*84.7*			*77.0-126*
(S) 1,2-Dichloroethane-d4	*112*			*70.0-130*

Laboratory Control Sample (LCS) • Laboratory Control Sample Duplicate (LCSD)

(LCS) R4045386-1 03/13/24 06:33 • (LCSD) R4045386-2 03/13/24 06:52

Analyte	Spike Amount ug/l	LCS Result ug/l	LCSD Result ug/l	LCS Rec. %	LCSD Rec. %	Rec. Limits %	LCS Qualifier	LCSD Qualifier	RPD %	RPD Limits %
Benzene	5.00	4.56	4.61	91.2	92.2	70.0-123			1.09	20
Carbon tetrachloride	5.00	4.75	4.84	95.0	96.8	68.0-126			1.88	20
Chlorobenzene	5.00	4.60	4.65	92.0	93.0	80.0-121			1.08	20
Chloroform	5.00	4.19	4.22	83.8	84.4	73.0-120			0.713	20
1,2-Dichloroethane	5.00	5.15	5.33	103	107	70.0-128			3.44	20
1,1-Dichloroethene	5.00	4.03	4.05	80.6	81.0	71.0-124			0.495	20
Ethylbenzene	5.00	4.48	4.41	89.6	88.2	79.0-123			1.57	20
2-Butanone (MEK)	25.0	27.5	28.1	110	112	44.0-160			2.16	20
Tetrachloroethene	5.00	4.39	4.70	87.8	94.0	72.0-132			6.82	20
Toluene	5.00	4.61	4.79	92.2	95.8	79.0-120			3.83	20
Trichloroethene	5.00	4.30	4.27	86.0	85.4	78.0-124			0.700	20
Vinyl chloride	5.00	4.20	4.94	84.0	98.8	67.0-131			16.2	20
Xylenes, Total	15.0	12.6	12.9	84.0	86.0	79.0-123			2.35	20
(S) Toluene-d8				*106*	*107*	*80.0-120*				
(S) 4-Bromofluorobenzene				*88.1*	*86.1*	*77.0-126*				
(S) 1,2-Dichloroethane-d4				*113*	*112*	*70.0-130*				

Method Blank (MB)

(MB) R4044370-3 03/11/24 00:39

Analyte	MB Result ug/kg	MB Qualifier	MB MDL ug/kg	MB RDL ug/kg
Benzene	U		0.467	1.00
Toluene	U		1.30	5.00
Ethylbenzene	U		0.737	2.50
(S) Toluene-d8	*91.4*			*75.0-131*
(S) 4-Bromofluorobenzene	*97.6*			*67.0-138*
(S) 1,2-Dichloroethane-d4	*81.0*			*70.0-130*

Laboratory Control Sample (LCS) • Laboratory Control Sample Duplicate (LCSD)

(LCS) R4044370-1 03/10/24 22:50 • (LCSD) R4044370-2 03/10/24 23:12

Analyte	Spike Amount ug/kg	LCS Result ug/kg	LCSD Result ug/kg	LCS Rec. %	LCSD Rec. %	Rec. Limits %	LCS Qualifier	LCSD Qualifier	RPD %	RPD Limits %
Benzene	125	112	117	89.6	93.6	70.0-123			4.37	20
Toluene	125	104	108	83.2	86.4	75.0-121			3.77	20
Ethylbenzene	125	118	117	94.4	93.6	74.0-126			0.851	20
(S) Toluene-d8				*89.8*	*90.1*	*75.0-131*				
(S) 4-Bromofluorobenzene				*101*	*101*	*67.0-138*				
(S) 1,2-Dichloroethane-d4				*85.7*	*85.1*	*70.0-130*				

L1713223-04 Original Sample (OS) • Matrix Spike (MS) • Matrix Spike Duplicate (MSD)

(OS) L1713223-04 03/11/24 07:09 • (MS) R4044370-4 03/11/24 07:31 • (MSD) R4044370-5 03/11/24 07:53

Analyte	Spike Amount (dry) ug/kg	Original Result (dry) ug/kg	MS Result (dry) ug/kg	MSD Result (dry) ug/kg	MS Rec. %	MSD Rec. %	Dilution	Rec. Limits %	MS Qualifier	MSD Qualifier	RPD %	RPD Limits %
Benzene	1510	56.7	2130	2130	137	137	8	10.0-149			0.000	37
Toluene	1510	250	4160	4010	259	249	8	10.0-156	J5	J5	3.69	38
Ethylbenzene	1510	64.2	2370	2280	153	147	8	10.0-160			3.90	38
(S) Toluene-d8					*90.8*	*91.1*		*75.0-131*				
(S) 4-Bromofluorobenzene					*107*	*104*		*67.0-138*				
(S) 1,2-Dichloroethane-d4					*81.1*	*79.4*		*70.0-130*				

Method Blank (MB)

(MB) R4044623-1 03/12/24 10:03

Analyte	MB Result ug/kg	MB Qualifier	MB MDL ug/kg	MB RDL ug/kg
Total Xylenes	U		0.880	6.50
(S) Toluene-d8	*97.6*			*75.0-131*
(S) 4-Bromofluorobenzene	*96.1*			*67.0-138*
(S) 1,2-Dichloroethane-d4	*106*			*70.0-130*

Laboratory Control Sample (LCS) • Laboratory Control Sample Duplicate (LCSD)

(LCS) R4044623-2 03/12/24 11:12 • (LCSD) R4044623-3 03/12/24 11:31

Analyte	Spike Amount ug/kg	LCS Result ug/kg	LCSD Result ug/kg	LCS Rec. %	LCSD Rec. %	Rec. Limits %	LCS Qualifier	LCSD Qualifier	RPD %	RPD Limits %
Total Xylenes	375	379	381	101	102	72.0-127			0.526	20
(S) Toluene-d8				*94.3*	*93.5*	*75.0-131*				
(S) 4-Bromofluorobenzene				*98.9*	*97.9*	*67.0-138*				
(S) 1,2-Dichloroethane-d4				*114*	*115*	*70.0-130*				

GLOSSARY OF TERMS

Guide to Reading and Understanding Your Laboratory Report

The information below is designed to better explain the various terms used in your report of analytical results from the Laboratory. This is not intended as a comprehensive explanation, and if you have additional questions please contact your project representative.

Results Disclaimer - Information that may be provided by the customer, and contained within this report, include Permit Limits, Project Name, Sample ID, Sample Matrix, Sample Preservation, Field Blanks, Field Spikes, Field Duplicates, On-Site Data, Sampling Collection Dates/Times, and Sampling Location. Results relate to the accuracy of this information provided, and as the samples are received.

Abbreviations and Definitions

(dry)	Results are reported based on the dry weight of the sample. [this will only be present on a dry report basis for soils].
MDL	Method Detection Limit.
ND	Not detected at the Reporting Limit (or MDL where applicable).
RDL	Reported Detection Limit.
RDL (dry)	Reported Detection Limit.
Rec.	Recovery.
RPD	Relative Percent Difference.
SDG	Sample Delivery Group.
(S)	Surrogate (Surrogate Standard) - Analytes added to every blank, sample, Laboratory Control Sample/Duplicate and Matrix Spike/Duplicate; used to evaluate analytical efficiency by measuring recovery. Surrogates are not expected to be detected in all environmental media.
U	Not detected at the Reporting Limit (or MDL where applicable).
Analyte	The name of the particular compound or analysis performed. Some Analyses and Methods will have multiple analytes reported.
Dilution	If the sample matrix contains an interfering material, the sample preparation volume or weight values differ from the standard, or if concentrations of analytes in the sample are higher than the highest limit of concentration that the laboratory can accurately report, the sample may be diluted for analysis. If a value different than 1 is used in this field, the result reported has already been corrected for this factor.
Limits	These are the target % recovery ranges or % difference value that the laboratory has historically determined as normal for the method and analyte being reported. Successful QC Sample analysis will target all analytes recovered or duplicated within these ranges.
Original Sample	The non-spiked sample in the prep batch used to determine the Relative Percent Difference (RPD) from a quality control sample. The Original Sample may not be included within the reported SDG.
Qualifier	This column provides a letter and/or number designation that corresponds to additional information concerning the result reported. If a Qualifier is present, a definition per Qualifier is provided within the Glossary and Definitions page and potentially a discussion of possible implications of the Qualifier in the Case Narrative if applicable.
Result	The actual analytical final result (corrected for any sample specific characteristics) reported for your sample. If there was no measurable result returned for a specific analyte, the result in this column may state “ND” (Not Detected) or “BDL” (Below Detectable Levels). The information in the results column should always be accompanied by either an MDL (Method Detection Limit) or RDL (Reporting Detection Limit) that defines the lowest value that the laboratory could detect or report for this analyte.
Uncertainty (Radiochemistry)	Confidence level of 2 sigma.
Case Narrative (Cn)	A brief discussion about the included sample results, including a discussion of any non-conformances to protocol observed either at sample receipt by the laboratory from the field or during the analytical process. If present, there will be a section in the Case Narrative to discuss the meaning of any data qualifiers used in the report.
Quality Control Summary (Qc)	This section of the report includes the results of the laboratory quality control analyses required by procedure or analytical methods to assist in evaluating the validity of the results reported for your samples. These analyses are not being performed on your samples typically, but on laboratory generated material.
Sample Chain of Custody (Sc)	This is the document created in the field when your samples were initially collected. This is used to verify the time and date of collection, the person collecting the samples, and the analyses that the laboratory is requested to perform. This chain of custody also documents all persons (excluding commercial shippers) that have had control or possession of the samples from the time of collection until delivery to the laboratory for analysis.
Sample Results (Sr)	This section of your report will provide the results of all testing performed on your samples. These results are provided by sample ID and are separated by the analyses performed on each sample. The header line of each analysis section for each sample will provide the name and method number for the analysis reported.
Sample Summary (Ss)	This section of the Analytical Report defines the specific analyses performed for each sample ID, including the dates and times of preparation and/or analysis.

Qualifier	Description
C3	The reported concentration is an estimate. The continuing calibration standard associated with this data responded low. Method sensitivity check is acceptable.
J2	Surrogate recovery limits have been exceeded; values are outside lower control limits.
J3	The associated batch QC was outside the established quality control range for precision.
J5	The sample matrix interfered with the ability to make any accurate determination; spike value is high.

ACCREDITATIONS & LOCATIONS

Pace Analytical National 12065 Lebanon Rd Mount Juliet, TN 37122

Alabama	40660	Nebraska	NE-OS-15-05
Alaska	17-026	Nevada	TN000032021-1
Arizona	AZ0612	New Hampshire	2975
Arkansas	88-0469	New Jersey–NELAP	TN002
California	2932	New Mexico [1]	TN00003
Colorado	TN00003	New York	11742
Connecticut	PH-0197	North Carolina	Env375
Florida	E87487	North Carolina [1]	DW21704
Georgia	NELAP	North Carolina [3]	41
Georgia [1]	923	North Dakota	R-140
Idaho	TN00003	Ohio–VAP	CL0069
Illinois	200008	Oklahoma	9915
Indiana	C-TN-01	Oregon	TN200002
Iowa	364	Pennsylvania	68-02979
Kansas	E-10277	Rhode Island	LAO000356
Kentucky [1 6]	KY90010	South Carolina	84004002
Kentucky [2]	16	South Dakota	n/a
Louisiana	AI30792	Tennessee [1 4]	2006
Louisiana	LA018	Texas	T104704245-20-18
Maine	TN00003	Texas [5]	LAB0152
Maryland	324	Utah	TN000032021-11
Massachusetts	M-TN003	Vermont	VT2006
Michigan	9958	Virginia	110033
Minnesota	047-999-395	Washington	C847
Mississippi	TN00003	West Virginia	233
Missouri	340	Wisconsin	998093910
Montana	CERT0086	Wyoming	A2LA
A2LA – ISO 17025	1461.01	AIHA-LAP,LLC EMLAP	100789
A2LA – ISO 17025 [5]	1461.02	DOD	1461.01
Canada	1461.01	USDA	P330-15-00234
EPA–Crypto	TN00003		

[1] Drinking Water [2] Underground Storage Tanks [3] Aquatic Toxicity [4] Chemical/Microbiological [5] Mold [6] Wastewater n/a Accreditation not applicable

* Not all certifications held by the laboratory are applicable to the results reported in the attached report.

* Accreditation is only applicable to the test methods specified on each scope of accreditation held by Pace Analytical.

Company Name/Address:
Kinder Morgan- Atlanta, GA

Ten 10th Street NW
Suite 1400
Atlanta. GA 30309

Billing Information:
Attention: Turnease Booker
1000 Windward Concourse
Ste 450
Alpharetta, GA 30005

Report to: Bethany Garvey

Email To: bethany.garvey@jacobs.com;tom.wiley@jacobs

Project Description: Lewis Drive IDW

City/State Collected: BELTON, SC

Please Circle: PT MT CT (ET)

Phone: 770-604-9182

Client Project # KMLDMR24

Lab Project # KINCH2MGA-LEWISIDW

Collected by (print): Alex Francis

Site/Facility ID # KM_LEWISDR

P.O. #

Collected by (signature):

Immediately Packed on Ice N ___ Y X

Rush? (Lab MUST Be Notified)
___ Same Day ___ Five Day
___ Next Day ___ 5 Day (Rad Only)
___ Two Day X 10 Day (Rad Only)
___ Three Day

Quote #

Date Results Needed

Analysis / Container / Preservative

Sample ID	Comp/Grab	Matrix *	Depth	Date	Time	No. of Cntrs	TCLP VOCs,TS 8ozClr-NoPres	V8260 40mlAmb-HCl	V8260BTEX 40mlAmb/MeOH10ml/Syr	~~Trip Blank~~ (TLH)	Remarks	Sample # (lab only)
						Pres Chk	X	X	X			
AQ-IDW01-030624		GW		3/6/24	1640	3		X				-01
SO-IDW01-030624		~~GW~~ SS		↓	1650	~~3~~ 2	X	~~X~~	X			-02/03
AQ-IDW02-030624		~~SS~~ GW		↓	1650	~~2~~ 3	~~X~~	X	~~X~~			-04
TB01-030624		TB		3/6/24	—			X	~~X~~	~~X~~		-05

Chain of Custody Page 1 of 1

Pace PEOPLE ADVANCING SCIENCE

MT JULIET, TN

12065 Lebanon Rd Mount Juliet, TN 37122
Submitting a sample via this chain of custody constitutes acknowledgment and acceptance of the Pace Terms and Conditions found at: https://info.pacelabs.com/hubfs/pas-standard-terms.pdf

SDG # 1712967

C007

Acctnum: KINCH2MGA
Template: T248046
Prelogin: P1059830
PM: 526 - Chris McCord
PB: BW 2/29
Shipped Via: FedEX Priority

* Matrix:
SS - Soil AIR - Air F - Filter
GW - Groundwater B - Bioassay
WW - WasteWater
DW - Drinking Water
OT - Other_____

Remarks:

pH _____ Temp _____
Flow _____ Other _____

Samples returned via: __ UPS __ FedEx __ Courier _____

Tracking # 7320 9662 2881

Sample Receipt Checklist
COC Seal Present/Intact: __NP ✓Y __N
COC Signed/Accurate: ✓Y __N
Bottles arrive intact: ✓Y __N
Correct bottles used: ✓Y __N
Sufficient volume sent: ✓Y __N
If Applicable
VOA Zero Headspace: __Y __N
Preservation Correct/Checked: __Y __N
RAD Screen <0.5 mR/hr: ✓Y __N

Relinquished by : (Signature)	Date:	Time:	Received by: (Signature)	Trip Blank Received: (Yes) / No (HCL) / MeoH TBR
[signature]	3/6/24	1830		

Relinquished by : (Signature)	Date:	Time:	Received by: (Signature)	Temp: MSA 9°C 0.3+0=0.3	Bottles Received: 8	If preservation required by Login: Date/Time

Relinquished by : (Signature)	Date:	Time:	Received for lab by: (Signature)	Date:	Time:	Hold:	Condition: NCF / (OK)
			[signature]	3/7/24	900		

ANALYTICAL REPORT

January 18, 2024

Kinder Morgan- Atlanta, GA

Sample Delivery Group:	L1696130
Samples Received:	01/12/2024
Project Number:	KMLDMR24
Description:	Lewis Drive Surface Water
Site:	KM_LEWISDR
Report To:	Bethany Garvey Ten 10th Street NW Suite 1400 Atlanta, GA 30309

Entire Report Reviewed By:

Chris McCord
Project Manager

Results relate only to the items tested or calibrated and are reported as rounded values. This test report shall not be reproduced, except in full, without written approval of the laboratory. Where applicable, sampling conducted by Pace Analytical National is performed per guidance provided in laboratory standard operating procedures ENV-SOP-MTJL-0067 and ENV-SOP-MTJL-0068. Where sampling conducted by the customer, results relate to the accuracy of the information provided, and as the samples are received.

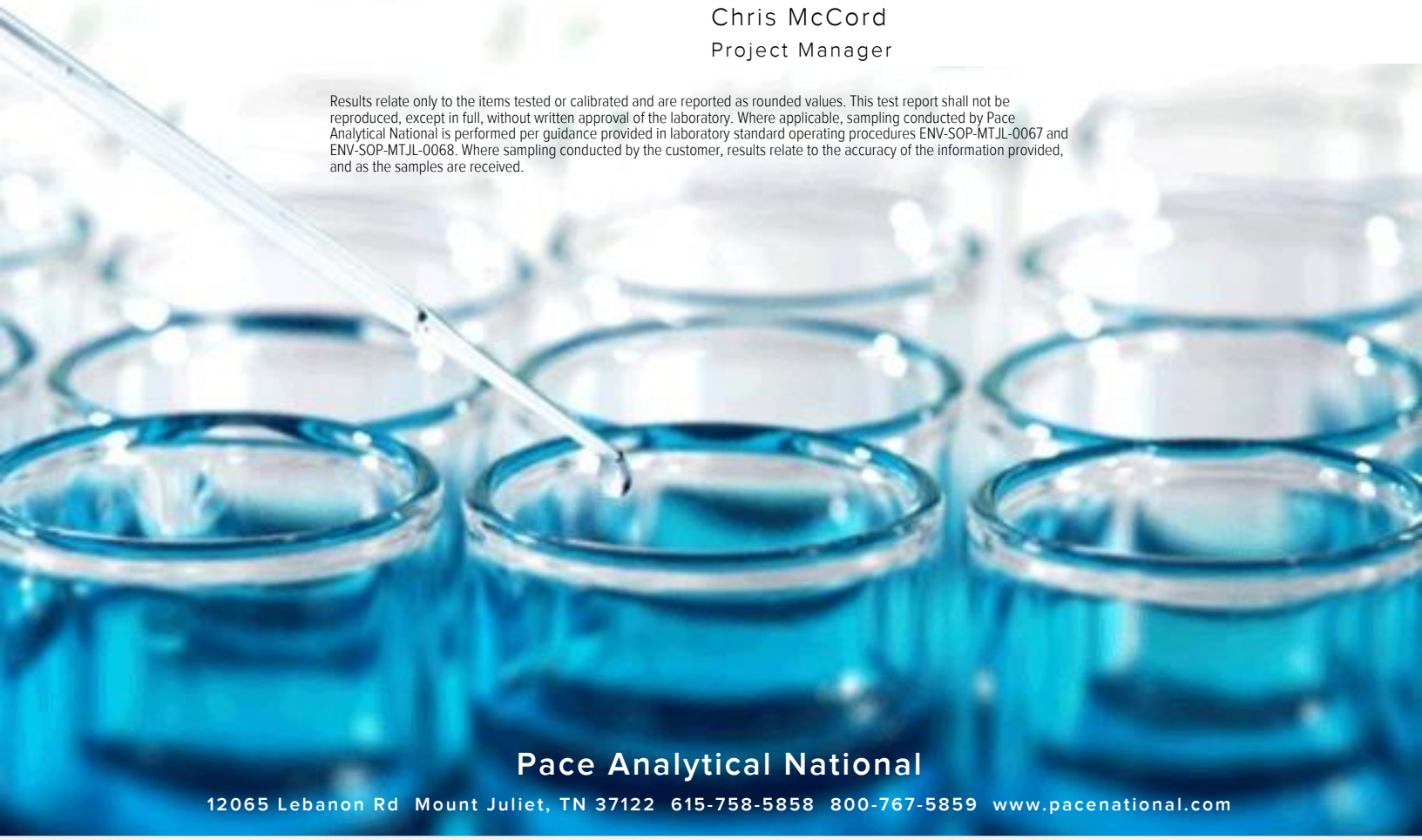

Pace Analytical National
12065 Lebanon Rd Mount Juliet, TN 37122 615-758-5858 800-767-5859 www.pacenational.com

TABLE OF CONTENTS

Cp: Cover Page 1

Tc: Table of Contents 2

Ss: Sample Summary 3

Cn: Case Narrative 5

Sr: Sample Results 6

SW11-011124 L1696130-01 6

SW10-011124 L1696130-02 7

SW09-011124 L1696130-03 8

SW08-011124 L1696130-04 9

SW04-011124 L1696130-05 10

SW02-011124 L1696130-06 11

SW07-011124 L1696130-07 12

SW03-011124 L1696130-08 13

SW05-011124 L1696130-09 14

SW14-011124 L1696130-10 15

TB01-011124 L1696130-11 16

Qc: Quality Control Summary 17

Volatile Organic Compounds (GC/MS) by Method 8260D 17

Gl: Glossary of Terms 18

Al: Accreditations & Locations 19

Sc: Sample Chain of Custody 20

SW11-011124 L1696130-01 GW

Collected by: TH, AF | Collected date/time: 01/11/24 10:30 | Received date/time: 01/12/24 09:00

Method	Batch	Dilution	Preparation date/time	Analysis date/time	Analyst	Location
Volatile Organic Compounds (GC/MS) by Method 8260D	WG2207290	1	01/14/24 17:26	01/14/24 17:26	JAH	Mt. Juliet, TN

SW10-011124 L1696130-02 GW

Collected by: TH, AF | Collected date/time: 01/11/24 10:40 | Received date/time: 01/12/24 09:00

Method	Batch	Dilution	Preparation date/time	Analysis date/time	Analyst	Location
Volatile Organic Compounds (GC/MS) by Method 8260D	WG2207290	1	01/14/24 17:45	01/14/24 17:45	JAH	Mt. Juliet, TN

SW09-011124 L1696130-03 GW

Collected by: TH, AF | Collected date/time: 01/11/24 10:50 | Received date/time: 01/12/24 09:00

Method	Batch	Dilution	Preparation date/time	Analysis date/time	Analyst	Location
Volatile Organic Compounds (GC/MS) by Method 8260D	WG2207290	1	01/14/24 18:04	01/14/24 18:04	JAH	Mt. Juliet, TN

SW08-011124 L1696130-04 GW

Collected by: TH, AF | Collected date/time: 01/11/24 10:55 | Received date/time: 01/12/24 09:00

Method	Batch	Dilution	Preparation date/time	Analysis date/time	Analyst	Location
Volatile Organic Compounds (GC/MS) by Method 8260D	WG2207290	1	01/14/24 18:24	01/14/24 18:24	JAH	Mt. Juliet, TN

SW04-011124 L1696130-05 GW

Collected by: TH, AF | Collected date/time: 01/11/24 11:15 | Received date/time: 01/12/24 09:00

Method	Batch	Dilution	Preparation date/time	Analysis date/time	Analyst	Location
Volatile Organic Compounds (GC/MS) by Method 8260D	WG2207290	1	01/14/24 18:43	01/14/24 18:43	JAH	Mt. Juliet, TN

SW02-011124 L1696130-06 GW

Collected by: TH, AF | Collected date/time: 01/11/24 11:25 | Received date/time: 01/12/24 09:00

Method	Batch	Dilution	Preparation date/time	Analysis date/time	Analyst	Location
Volatile Organic Compounds (GC/MS) by Method 8260D	WG2207290	1	01/14/24 19:03	01/14/24 19:03	JAH	Mt. Juliet, TN

SW07-011124 L1696130-07 GW

Collected by: TH, AF | Collected date/time: 01/11/24 11:35 | Received date/time: 01/12/24 09:00

Method	Batch	Dilution	Preparation date/time	Analysis date/time	Analyst	Location
Volatile Organic Compounds (GC/MS) by Method 8260D	WG2207290	1	01/14/24 19:22	01/14/24 19:22	JAH	Mt. Juliet, TN

SW03-011124 L1696130-08 GW

Collected by: TH, AF | Collected date/time: 01/11/24 11:50 | Received date/time: 01/12/24 09:00

Method	Batch	Dilution	Preparation date/time	Analysis date/time	Analyst	Location
Volatile Organic Compounds (GC/MS) by Method 8260D	WG2207290	1	01/14/24 19:41	01/14/24 19:41	JAH	Mt. Juliet, TN

SW05-011124 L1696130-09 GW

Collected by: TH, AF
Collected date/time: 01/11/24 11:55
Received date/time: 01/12/24 09:00

Method	Batch	Dilution	Preparation date/time	Analysis date/time	Analyst	Location
Volatile Organic Compounds (GC/MS) by Method 8260D	WG2207290	1	01/14/24 20:00	01/14/24 20:00	JAH	Mt. Juliet, TN

SW14-011124 L1696130-10 GW

Collected by: TH, AF
Collected date/time: 01/11/24 12:00
Received date/time: 01/12/24 09:00

Method	Batch	Dilution	Preparation date/time	Analysis date/time	Analyst	Location
Volatile Organic Compounds (GC/MS) by Method 8260D	WG2207290	1	01/14/24 20:20	01/14/24 20:20	JAH	Mt. Juliet, TN

TB01-011124 L1696130-11 GW

Collected by: TH, AF
Collected date/time: 01/11/24 00:00
Received date/time: 01/12/24 09:00

Method	Batch	Dilution	Preparation date/time	Analysis date/time	Analyst	Location
Volatile Organic Compounds (GC/MS) by Method 8260D	WG2207290	1	01/14/24 15:31	01/14/24 15:31	JAH	Mt. Juliet, TN

CASE NARRATIVE

All sample aliquots were received at the correct temperature, in the proper containers, with the appropriate preservatives, and within method specified holding times, unless qualified or notated within the report. Where applicable, all MDL (LOD) and RDL (LOQ) values reported for environmental samples have been corrected for the dilution factor used in the analysis. All Method and Batch Quality Control are within established criteria except where addressed in this case narrative, a non-conformance form or properly qualified within the sample results. By my digital signature below, I affirm to the best of my knowledge, all problems/anomalies observed by the laboratory as having the potential to affect the quality of the data have been identified by the laboratory, and no information or data have been knowingly withheld that would affect the quality of the data.



Chris McCord
Project Manager

Volatile Organic Compounds (GC/MS) by Method 8260D

Analyte	Result	Qualifier	RDL	Dilution	Analysis	Batch
	ug/l		ug/l		date / time	
Benzene	ND		1.00	1	01/14/2024 17:26	WG2207290
Toluene	ND		1.00	1	01/14/2024 17:26	WG2207290
Ethylbenzene	ND		1.00	1	01/14/2024 17:26	WG2207290
o-Xylene	ND		1.00	1	01/14/2024 17:26	WG2207290
m&p-Xylene	ND		2.00	1	01/14/2024 17:26	WG2207290
Total Xylenes	ND		3.00	1	01/14/2024 17:26	WG2207290
Methyl tert-butyl ether	ND		1.00	1	01/14/2024 17:26	WG2207290
Naphthalene	ND	C3	5.00	1	01/14/2024 17:26	WG2207290
(S) Toluene-d8	*96.1*		*80.0-120*		*01/14/2024 17:26*	WG2207290
(S) 4-Bromofluorobenzene	*109*		*77.0-126*		*01/14/2024 17:26*	WG2207290
(S) 1,2-Dichloroethane-d4	*106*		*70.0-130*		*01/14/2024 17:26*	WG2207290

Volatile Organic Compounds (GC/MS) by Method 8260D

Analyte	Result	Qualifier	RDL	Dilution	Analysis	Batch
	ug/l		ug/l		date / time	
Benzene	ND		1.00	1	01/14/2024 17:45	WG2207290
Toluene	ND		1.00	1	01/14/2024 17:45	WG2207290
Ethylbenzene	ND		1.00	1	01/14/2024 17:45	WG2207290
o-Xylene	ND		1.00	1	01/14/2024 17:45	WG2207290
m&p-Xylene	ND		2.00	1	01/14/2024 17:45	WG2207290
Total Xylenes	ND		3.00	1	01/14/2024 17:45	WG2207290
Methyl tert-butyl ether	ND		1.00	1	01/14/2024 17:45	WG2207290
Naphthalene	ND	C3	5.00	1	01/14/2024 17:45	WG2207290
(S) Toluene-d8	*99.2*		*80.0-120*		*01/14/2024 17:45*	WG2207290
(S) 4-Bromofluorobenzene	*97.8*		*77.0-126*		*01/14/2024 17:45*	WG2207290
(S) 1,2-Dichloroethane-d4	*111*		*70.0-130*		*01/14/2024 17:45*	WG2207290

Volatile Organic Compounds (GC/MS) by Method 8260D

Analyte	Result	Qualifier	RDL	Dilution	Analysis	Batch
	ug/l		ug/l		date / time	
Benzene	ND		1.00	1	01/14/2024 18:04	WG2207290
Toluene	ND		1.00	1	01/14/2024 18:04	WG2207290
Ethylbenzene	ND		1.00	1	01/14/2024 18:04	WG2207290
o-Xylene	ND		1.00	1	01/14/2024 18:04	WG2207290
m&p-Xylene	ND		2.00	1	01/14/2024 18:04	WG2207290
Total Xylenes	ND		3.00	1	01/14/2024 18:04	WG2207290
Methyl tert-butyl ether	ND		1.00	1	01/14/2024 18:04	WG2207290
Naphthalene	ND	C3	5.00	1	01/14/2024 18:04	WG2207290
(S) Toluene-d8	*94.5*		*80.0-120*		*01/14/2024 18:04*	WG2207290
(S) 4-Bromofluorobenzene	*106*		*77.0-126*		*01/14/2024 18:04*	WG2207290
(S) 1,2-Dichloroethane-d4	*111*		*70.0-130*		*01/14/2024 18:04*	WG2207290

Volatile Organic Compounds (GC/MS) by Method 8260D

Analyte	Result	Qualifier	RDL	Dilution	Analysis	Batch
	ug/l		ug/l		date / time	
Benzene	1.01		1.00	1	01/14/2024 18:24	WG2207290
Toluene	ND		1.00	1	01/14/2024 18:24	WG2207290
Ethylbenzene	ND		1.00	1	01/14/2024 18:24	WG2207290
o-Xylene	ND		1.00	1	01/14/2024 18:24	WG2207290
m&p-Xylene	ND		2.00	1	01/14/2024 18:24	WG2207290
Total Xylenes	ND		3.00	1	01/14/2024 18:24	WG2207290
Methyl tert-butyl ether	ND		1.00	1	01/14/2024 18:24	WG2207290
Naphthalene	ND	C3	5.00	1	01/14/2024 18:24	WG2207290
(S) Toluene-d8	*96.3*		*80.0-120*		*01/14/2024 18:24*	WG2207290
(S) 4-Bromofluorobenzene	*108*		*77.0-126*		*01/14/2024 18:24*	WG2207290
(S) 1,2-Dichloroethane-d4	*112*		*70.0-130*		*01/14/2024 18:24*	WG2207290

Volatile Organic Compounds (GC/MS) by Method 8260D

Analyte	Result	Qualifier	RDL	Dilution	Analysis	Batch
	ug/l		ug/l		date / time	
Benzene	ND		1.00	1	01/14/2024 18:43	WG2207290
Toluene	ND		1.00	1	01/14/2024 18:43	WG2207290
Ethylbenzene	ND		1.00	1	01/14/2024 18:43	WG2207290
o-Xylene	ND		1.00	1	01/14/2024 18:43	WG2207290
m&p-Xylene	ND		2.00	1	01/14/2024 18:43	WG2207290
Total Xylenes	ND		3.00	1	01/14/2024 18:43	WG2207290
Methyl tert-butyl ether	ND		1.00	1	01/14/2024 18:43	WG2207290
Naphthalene	ND	C3	5.00	1	01/14/2024 18:43	WG2207290
(S) Toluene-d8	*95.1*		*80.0-120*		*01/14/2024 18:43*	WG2207290
(S) 4-Bromofluorobenzene	*108*		*77.0-126*		*01/14/2024 18:43*	WG2207290
(S) 1,2-Dichloroethane-d4	*111*		*70.0-130*		*01/14/2024 18:43*	WG2207290

Volatile Organic Compounds (GC/MS) by Method 8260D

Analyte	Result	Qualifier	RDL	Dilution	Analysis	Batch
	ug/l		ug/l		date / time	
Benzene	2.30		1.00	1	01/14/2024 19:03	WG2207290
Toluene	ND		1.00	1	01/14/2024 19:03	WG2207290
Ethylbenzene	ND		1.00	1	01/14/2024 19:03	WG2207290
o-Xylene	ND		1.00	1	01/14/2024 19:03	WG2207290
m&p-Xylene	ND		2.00	1	01/14/2024 19:03	WG2207290
Total Xylenes	ND		3.00	1	01/14/2024 19:03	WG2207290
Methyl tert-butyl ether	ND		1.00	1	01/14/2024 19:03	WG2207290
Naphthalene	ND	C3	5.00	1	01/14/2024 19:03	WG2207290
(S) Toluene-d8	*97.2*		*80.0-120*		*01/14/2024 19:03*	WG2207290
(S) 4-Bromofluorobenzene	*106*		*77.0-126*		*01/14/2024 19:03*	WG2207290
(S) 1,2-Dichloroethane-d4	*111*		*70.0-130*		*01/14/2024 19:03*	WG2207290

Volatile Organic Compounds (GC/MS) by Method 8260D

Analyte	Result	Qualifier	RDL	Dilution	Analysis	Batch
	ug/l		ug/l		date / time	
Benzene	ND		1.00	1	01/14/2024 19:22	WG2207290
Toluene	ND		1.00	1	01/14/2024 19:22	WG2207290
Ethylbenzene	ND		1.00	1	01/14/2024 19:22	WG2207290
o-Xylene	ND		1.00	1	01/14/2024 19:22	WG2207290
m&p-Xylene	ND		2.00	1	01/14/2024 19:22	WG2207290
Total Xylenes	ND		3.00	1	01/14/2024 19:22	WG2207290
Methyl tert-butyl ether	ND		1.00	1	01/14/2024 19:22	WG2207290
Naphthalene	ND	C3	5.00	1	01/14/2024 19:22	WG2207290
(S) Toluene-d8	*96.3*		*80.0-120*		*01/14/2024 19:22*	WG2207290
(S) 4-Bromofluorobenzene	*109*		*77.0-126*		*01/14/2024 19:22*	WG2207290
(S) 1,2-Dichloroethane-d4	*111*		*70.0-130*		*01/14/2024 19:22*	WG2207290

Volatile Organic Compounds (GC/MS) by Method 8260D

Analyte	Result ug/l	Qualifier	RDL ug/l	Dilution	Analysis date / time	Batch
Benzene	ND		1.00	1	01/14/2024 19:41	WG2207290
Toluene	ND		1.00	1	01/14/2024 19:41	WG2207290
Ethylbenzene	ND		1.00	1	01/14/2024 19:41	WG2207290
o-Xylene	ND		1.00	1	01/14/2024 19:41	WG2207290
m&p-Xylene	ND		2.00	1	01/14/2024 19:41	WG2207290
Total Xylenes	ND		3.00	1	01/14/2024 19:41	WG2207290
Methyl tert-butyl ether	ND		1.00	1	01/14/2024 19:41	WG2207290
Naphthalene	ND	C3	5.00	1	01/14/2024 19:41	WG2207290
(S) Toluene-d8	*95.2*		*80.0-120*		*01/14/2024 19:41*	WG2207290
(S) 4-Bromofluorobenzene	*106*		*77.0-126*		*01/14/2024 19:41*	WG2207290
(S) 1,2-Dichloroethane-d4	*111*		*70.0-130*		*01/14/2024 19:41*	WG2207290

Volatile Organic Compounds (GC/MS) by Method 8260D

Analyte	Result	Qualifier	RDL	Dilution	Analysis	Batch
	ug/l		ug/l		date / time	
Benzene	ND		1.00	1	01/14/2024 20:00	WG2207290
Toluene	ND		1.00	1	01/14/2024 20:00	WG2207290
Ethylbenzene	ND		1.00	1	01/14/2024 20:00	WG2207290
o-Xylene	ND		1.00	1	01/14/2024 20:00	WG2207290
m&p-Xylene	ND		2.00	1	01/14/2024 20:00	WG2207290
Total Xylenes	ND		3.00	1	01/14/2024 20:00	WG2207290
Methyl tert-butyl ether	ND		1.00	1	01/14/2024 20:00	WG2207290
Naphthalene	ND	C3	5.00	1	01/14/2024 20:00	WG2207290
(S) Toluene-d8	*93.2*		*80.0-120*		*01/14/2024 20:00*	WG2207290
(S) 4-Bromofluorobenzene	*103*		*77.0-126*		*01/14/2024 20:00*	WG2207290
(S) 1,2-Dichloroethane-d4	*112*		*70.0-130*		*01/14/2024 20:00*	WG2207290

Volatile Organic Compounds (GC/MS) by Method 8260D

Analyte	Result	Qualifier	RDL	Dilution	Analysis	Batch
	ug/l		ug/l		date / time	
Benzene	ND		1.00	1	01/14/2024 20:20	WG2207290
Toluene	ND		1.00	1	01/14/2024 20:20	WG2207290
Ethylbenzene	ND		1.00	1	01/14/2024 20:20	WG2207290
o-Xylene	ND		1.00	1	01/14/2024 20:20	WG2207290
m&p-Xylene	ND		2.00	1	01/14/2024 20:20	WG2207290
Total Xylenes	ND		3.00	1	01/14/2024 20:20	WG2207290
Methyl tert-butyl ether	ND		1.00	1	01/14/2024 20:20	WG2207290
Naphthalene	ND	C3	5.00	1	01/14/2024 20:20	WG2207290
(S) Toluene-d8	*93.8*		*80.0-120*		*01/14/2024 20:20*	WG2207290
(S) 4-Bromofluorobenzene	*103*		*77.0-126*		*01/14/2024 20:20*	WG2207290
(S) 1,2-Dichloroethane-d4	*115*		*70.0-130*		*01/14/2024 20:20*	WG2207290

Volatile Organic Compounds (GC/MS) by Method 8260D

Analyte	Result	Qualifier	RDL	Dilution	Analysis	Batch
	ug/l		ug/l		date / time	
Benzene	ND		1.00	1	01/14/2024 15:31	WG2207290
Toluene	ND		1.00	1	01/14/2024 15:31	WG2207290
Ethylbenzene	ND		1.00	1	01/14/2024 15:31	WG2207290
o-Xylene	ND		1.00	1	01/14/2024 15:31	WG2207290
m&p-Xylene	ND		2.00	1	01/14/2024 15:31	WG2207290
Total Xylenes	ND		3.00	1	01/14/2024 15:31	WG2207290
Methyl tert-butyl ether	ND		1.00	1	01/14/2024 15:31	WG2207290
Naphthalene	ND	C3	5.00	1	01/14/2024 15:31	WG2207290
(S) Toluene-d8	*95.5*		*80.0-120*		*01/14/2024 15:31*	WG2207290
(S) 4-Bromofluorobenzene	*110*		*77.0-126*		*01/14/2024 15:31*	WG2207290
(S) 1,2-Dichloroethane-d4	*112*		*70.0-130*		*01/14/2024 15:31*	WG2207290

Method Blank (MB)

(MB) R4023463-2 01/14/24 10:39

Analyte	MB Result ug/l	MB Qualifier	MB MDL ug/l	MB RDL ug/l
Benzene	U		0.0941	1.00
Toluene	U		0.278	1.00
Ethylbenzene	U		0.137	1.00
o-Xylene	U		0.174	1.00
m&p-Xylene	U		0.430	2.00
Total Xylenes	U		0.174	3.00
Methyl tert-butyl ether	U		0.101	1.00
Naphthalene	U		1.00	5.00
(S) Toluene-d8	*100*			*80.0-120*
(S) 4-Bromofluorobenzene	*103*			*77.0-126*
(S) 1,2-Dichloroethane-d4	*116*			*70.0-130*

Laboratory Control Sample (LCS)

(LCS) R4023463-1 01/14/24 09:41

Analyte	Spike Amount ug/l	LCS Result ug/l	LCS Rec. %	Rec. Limits %	LCS Qualifier
Benzene	5.00	5.19	104	70.0-130	
Toluene	5.00	5.37	107	70.0-130	
Ethylbenzene	5.00	5.93	119	70.0-130	
o-Xylene	5.00	5.73	115	70.0-130	
m&p-Xylene	10.0	12.0	120	70.0-130	
Total Xylenes	15.0	17.7	118	70.0-130	
Methyl tert-butyl ether	5.00	5.53	111	70.0-130	
Naphthalene	5.00	3.87	77.4	70.0-130	
(S) Toluene-d8			*95.6*	*80.0-120*	
(S) 4-Bromofluorobenzene			*106*	*77.0-126*	
(S) 1,2-Dichloroethane-d4			*107*	*70.0-130*	

GLOSSARY OF TERMS

Guide to Reading and Understanding Your Laboratory Report

The information below is designed to better explain the various terms used in your report of analytical results from the Laboratory. This is not intended as a comprehensive explanation, and if you have additional questions please contact your project representative.

Results Disclaimer - Information that may be provided by the customer, and contained within this report, include Permit Limits, Project Name, Sample ID, Sample Matrix, Sample Preservation, Field Blanks, Field Spikes, Field Duplicates, On-Site Data, Sampling Collection Dates/Times, and Sampling Location. Results relate to the accuracy of this information provided, and as the samples are received.

Abbreviations and Definitions

MDL	Method Detection Limit.
ND	Not detected at the Reporting Limit (or MDL where applicable).
RDL	Reported Detection Limit.
Rec.	Recovery.
RPD	Relative Percent Difference.
SDG	Sample Delivery Group.
(S)	Surrogate (Surrogate Standard) - Analytes added to every blank, sample, Laboratory Control Sample/Duplicate and Matrix Spike/Duplicate; used to evaluate analytical efficiency by measuring recovery. Surrogates are not expected to be detected in all environmental media.
U	Not detected at the Reporting Limit (or MDL where applicable).
Analyte	The name of the particular compound or analysis performed. Some Analyses and Methods will have multiple analytes reported.
Dilution	If the sample matrix contains an interfering material, the sample preparation volume or weight values differ from the standard, or if concentrations of analytes in the sample are higher than the highest limit of concentration that the laboratory can accurately report, the sample may be diluted for analysis. If a value different than 1 is used in this field, the result reported has already been corrected for this factor.
Limits	These are the target % recovery ranges or % difference value that the laboratory has historically determined as normal for the method and analyte being reported. Successful QC Sample analysis will target all analytes recovered or duplicated within these ranges.
Qualifier	This column provides a letter and/or number designation that corresponds to additional information concerning the result reported. If a Qualifier is present, a definition per Qualifier is provided within the Glossary and Definitions page and potentially a discussion of possible implications of the Qualifier in the Case Narrative if applicable.
Result	The actual analytical final result (corrected for any sample specific characteristics) reported for your sample. If there was no measurable result returned for a specific analyte, the result in this column may state “ND” (Not Detected) or “BDL” (Below Detectable Levels). The information in the results column should always be accompanied by either an MDL (Method Detection Limit) or RDL (Reporting Detection Limit) that defines the lowest value that the laboratory could detect or report for this analyte.
Uncertainty (Radiochemistry)	Confidence level of 2 sigma.
Case Narrative (Cn)	A brief discussion about the included sample results, including a discussion of any non-conformances to protocol observed either at sample receipt by the laboratory from the field or during the analytical process. If present, there will be a section in the Case Narrative to discuss the meaning of any data qualifiers used in the report.
Quality Control Summary (Qc)	This section of the report includes the results of the laboratory quality control analyses required by procedure or analytical methods to assist in evaluating the validity of the results reported for your samples. These analyses are not being performed on your samples typically, but on laboratory generated material.
Sample Chain of Custody (Sc)	This is the document created in the field when your samples were initially collected. This is used to verify the time and date of collection, the person collecting the samples, and the analyses that the laboratory is requested to perform. This chain of custody also documents all persons (excluding commercial shippers) that have had control or possession of the samples from the time of collection until delivery to the laboratory for analysis.
Sample Results (Sr)	This section of your report will provide the results of all testing performed on your samples. These results are provided by sample ID and are separated by the analyses performed on each sample. The header line of each analysis section for each sample will provide the name and method number for the analysis reported.
Sample Summary (Ss)	This section of the Analytical Report defines the specific analyses performed for each sample ID, including the dates and times of preparation and/or analysis.

Qualifier	Description
C3	The reported concentration is an estimate. The continuing calibration standard associated with this data responded low. Method sensitivity check is acceptable.

ACCREDITATIONS & LOCATIONS

Pace Analytical National 12065 Lebanon Rd Mount Juliet, TN 37122

Alabama	40660	Nebraska	NE-OS-15-05
Alaska	17-026	Nevada	TN000032021-1
Arizona	AZ0612	New Hampshire	2975
Arkansas	88-0469	New Jersey–NELAP	TN002
California	2932	New Mexico [1]	TN00003
Colorado	TN00003	New York	11742
Connecticut	PH-0197	North Carolina	Env375
Florida	E87487	North Carolina [1]	DW21704
Georgia	NELAP	North Carolina [3]	41
Georgia [1]	923	North Dakota	R-140
Idaho	TN00003	Ohio–VAP	CL0069
Illinois	200008	Oklahoma	9915
Indiana	C-TN-01	Oregon	TN200002
Iowa	364	Pennsylvania	68-02979
Kansas	E-10277	Rhode Island	LAO000356
Kentucky [1 6]	KY90010	South Carolina	84004002
Kentucky [2]	16	South Dakota	n/a
Louisiana	AI30792	Tennessee [1 4]	2006
Louisiana	LA018	Texas	T104704245-20-18
Maine	TN00003	Texas [5]	LAB0152
Maryland	324	Utah	TN000032021-11
Massachusetts	M-TN003	Vermont	VT2006
Michigan	9958	Virginia	110033
Minnesota	047-999-395	Washington	C847
Mississippi	TN00003	West Virginia	233
Missouri	340	Wisconsin	998093910
Montana	CERT0086	Wyoming	A2LA
A2LA – ISO 17025	1461.01	AIHA-LAP,LLC EMLAP	100789
A2LA – ISO 17025 [5]	1461.02	DOD	1461.01
Canada	1461.01	USDA	P330-15-00234
EPA–Crypto	TN00003		

[1] Drinking Water [2] Underground Storage Tanks [3] Aquatic Toxicity [4] Chemical/Microbiological [5] Mold [6] Wastewater n/a Accreditation not applicable

* Not all certifications held by the laboratory are applicable to the results reported in the attached report.

* Accreditation is only applicable to the test methods specified on each scope of accreditation held by Pace Analytical.

Company Name/Address:
Kinder Morgan- Atlanta, GA

Ten 10th Street NW
Suite 1400
Atlanta. GA 30309

Billing Information:
Accounts Payable
1000 Windward Concourse
Ste 450
Alpharetta, GA 30005

Pres Chk

Analysis / Container / Preservative

Chain of Custody Page 1 of 2

Pace
PEOPLE ADVANCING SCIENCE

MT JULIET, TN
12065 Lebanon Rd Mount Juliet, TN 37122
Submitting a sample via this chain of custody constitutes acknowledgment and acceptance of the Pace Terms and Conditions found at:
https://info.pacelabs.com/hubfs/pas-standard-terms.pdf

Report to: **Bethany Garvey**

Email To: **bethany.garvey@jacobs.com;tom.wiley@jacobs**

Project Description: **Lewis Drive Surface Water**

City/State Collected: BELTON, SC

Please Circle: PT MT CT (ET)

Phone: **404-751-5651**

Client Project # KMLDMR24

Lab Project # **KINCH2MGA-LEWIS**

SDG # L1696137

H184

Collected by (print): T. HALL, A. FURNESS

Site/Facility ID # **KM_LEWISDR**

P.O. # **WD1070436**

Acctnum: **KINCH2MGA**

Template: **T241536**

Prelogin: **P1047782**

PM: **526 - Chris McCord**

PB:

Collected by (signature):

Immediately Packed on Ice N ___ Y ✓

Rush? (Lab MUST Be Notified)
___ Same Day ___ Five Day
___ Next Day ___ 5-Day (Rad Only)
___ Two Day ___ 10 Day (Rad Only)
___ Three Day

Quote #

Date Results Needed: STANDARD

Shipped Via:

Sample ID	Comp/Grab	Matrix *	Depth	Date	Time	No. of Cntrs	V8260BTEXMNSC 40mlAmb-HCl	Remarks	Sample # (lab only)
SW11-011124	G	GW	—	01-11-24	1030	3	X		-01
SW10-011124		GW			1040				-02
SW09-011124		GW			1050				-03
SW08-011124		GW			1055				-04
SW04-011124		GW			1115				-05
SW02-011124		GW			1125				-06
SW07-011124		GW			1135				-07
SW03-011124		GW			1150				-08
SW05-011124		GW			1155				-09
SW14-011124		GW			1200				-10

* Matrix:
SS - Soil AIR - Air F - Filter
GW - Groundwater B - Bioassay
WW - WasteWater
DW - Drinking Water
OT - Other_____

Remarks:V8260BTEXMNSC = BTEX + Naphthalene + MTBE

pH _____ Temp _____

Flow _____ Other _____

Samples returned via:
__ UPS __ FedEx __ Courier _____

Tracking # 7210 2113 6238

Sample Receipt Checklist
COC Seal Present/Intact: __NP ✓Y __N
COC Signed/Accurate: ✓Y __N
Bottles arrive intact: ✓Y __N
Correct bottles used: ✓Y __N
Sufficient volume sent: __Y __N
If Applicable
VOA Zero Headspace: ✓Y __N
Preservation Correct/Checked: ✓Y __N
RAD Screen <0.5 mR/hr: ✓Y __N

Relinquished by : (Signature)	Date:	Time:	Received by: (Signature)	Trip Blank Received: Yes / No (HCl / MeoH) TBR	
	1-11-24	1600			
Relinquished by : (Signature)	Date:	Time:	Received by: (Signature)	Temp: MS/18 °C 4.3+0=4.3	Bottles Received: 30
Relinquished by : (Signature)	Date:	Time:	Received for lab by: (Signature) (14)	Date: 1/12/24	Time: 0900

If preservation required by Login: Date/Time

Hold:

Condition: NCF / (OK)

Company Name/Address:
Kinder Morgan- Atlanta, GA

Ten 10th Street NW
Suite 1400
Atlanta. GA 30309

Billing Information:
Accounts Payable
1000 Windward Concourse
Ste 450
Alpharetta, GA 30005

Pres Chk

Analysis / Container / Preservative

Chain of Custody Page 2 of 2

Pace PEOPLE ADVANCING SCIENCE

MT JULIET, TN

12065 Lebanon Rd Mount Juliet, TN 37122
Submitting a sample via this chain of custody constitutes acknowledgment and acceptance of the Pace Terms and Conditions found at: https://info.pacelabs.com/hubfs/pas-standard-terms.pdf

Report to: Bethany Garvey

Email To: bethany.garvey@jacobs.com;tom.wiley@jacobs

Project Description: Lewis Drive Surface Water

City/State Collected: BELTON, SC

Please Circle: PT MT CT ET

Phone: 404-751-5651

Client Project # KMLDMR24

Lab Project # KINCH2MGA-LEWIS

SDG # L1696130

Table #

Collected by (print): T. HAU

Site/Facility ID # KM_LEWISDR

P.O. # WD1070436

Acctnum: KINCH2MGA
Template: T241536
Prelogin: P1047782
PM: 526 - Chris McCord
PB:

Collected by (signature):

Immediately Packed on Ice N ___ Y ✓

Rush? (Lab MUST Be Notified)
___ Same Day ___ Five Day
___ Next Day ___ 5 Day (Rad Only)
___ Two Day ✓ 10 Day (Rad Only)
___ Three Day

Quote #

Date Results Needed

Shipped Via:

Sample ID	Comp/Grab	Matrix *	Depth	Date	Time	No. of Cntrs	V8260BTEXMNSC 40mlAmb-HCl									Remarks	Sample # (lab only)
TB01-011124	TB	GW	—	1-11-24	LAB		✓										-011
		GW															
		GW															
		GW															

* Matrix:
SS - Soil AIR - Air F - Filter
GW - Groundwater B - Bioassay
WW - WasteWater
DW - Drinking Water
OT - Other_____

Remarks: V8260BTEXMNSC = BTEX + Naphthalene + MTBE

pH _____ Temp _____
Flow _____ Other _____

Samples returned via:
__ UPS __ FedEx __ Courier _____

Tracking #

Sample Receipt Checklist
COC Seal Present/Intact: __NP ✓Y __N
COC Signed/Accurate: ✓Y __N
Bottles arrive intact: ✓Y __N
Correct bottles used: ✓Y __N
Sufficient volume sent: ✓Y __N
If Applicable
VOA Zero Headspace: ✓Y __N
Preservation Correct/Checked: __Y __N
RAD Screen <0.5 mR/hr: ✓Y __N

Relinquished by: (Signature)	Date:	Time:	Received by: (Signature)	Trip Blank Received: Yes / No HCL / MeoH TBR
	1-11-24	1600		1
Relinquished by: (Signature)	Date:	Time:	Received by: (Signature)	Temp: MSA 8 °C 4.3 to = 4.3 Bottles Received: 30
Relinquished by: (Signature)	Date:	Time:	Received for lab by: (Signature)	Date: 1/12/24 Time: 900

If preservation required by Login: Date/Time

Hold:

Condition: NCF / OK

14

ANALYTICAL REPORT

March 12, 2024

Kinder Morgan- Atlanta, GA

Sample Delivery Group:	L1712459
Samples Received:	03/06/2024
Project Number:	KMLDMR24
Description:	Lewis Drive Surface Water
Site:	KM_LEWISDR
Report To:	Bethany Garvey Ten 10th Street NW Suite 1400 Atlanta, GA 30309

Entire Report Reviewed By:

Mark W. Beasley
Project Manager

Results relate only to the items tested or calibrated and are reported as rounded values. This test report shall not be reproduced, except in full, without written approval of the laboratory. Where applicable, sampling conducted by Pace Analytical National is performed per guidance provided in laboratory standard operating procedures ENV-SOP-MTJL-0067 and ENV-SOP-MTJL-0068. Where sampling conducted by the customer, results relate to the accuracy of the information provided, and as the samples are received.

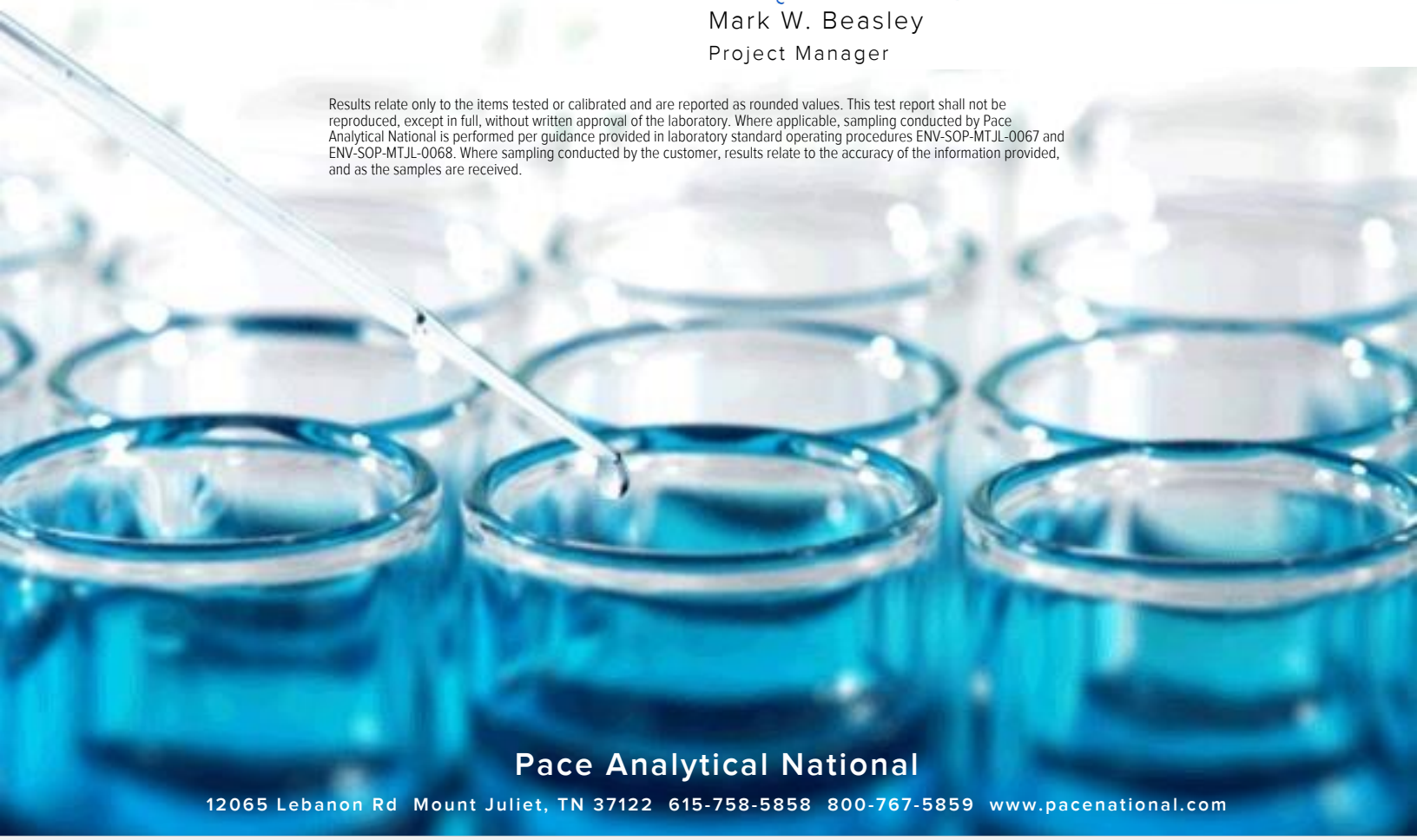

Pace Analytical National
12065 Lebanon Rd Mount Juliet, TN 37122 615-758-5858 800-767-5859 www.pacenational.com

TABLE OF CONTENTS

Cp: Cover Page 1

Tc: Table of Contents 2

Ss: Sample Summary 3

Cn: Case Narrative 5

Sr: Sample Results 6

SW11-030524 L1712459-01 6

SW10-030524 L1712459-02 7

SW09-030524 L1712459-03 8

SW08-030524 L1712459-04 9

SW04-030524 L1712459-05 10

SW02-030524 L1712459-06 11

SW07-030524 L1712459-07 12

SW03-030524 L1712459-08 13

SW05-030524 L1712459-09 14

SW14-030524 L1712459-10 15

TB01-030524 L1712459-11 16

Qc: Quality Control Summary 17

Volatile Organic Compounds (GC/MS) by Method 8260D 17

Gl: Glossary of Terms 18

Al: Accreditations & Locations 19

Sc: Sample Chain of Custody 20

SW11-030524 L1712459-01 GW

Collected by: TH/AW | Collected date/time: 03/05/24 09:30 | Received date/time: 03/06/24 09:00

Method	Batch	Dilution	Preparation date/time	Analysis date/time	Analyst	Location
Volatile Organic Compounds (GC/MS) by Method 8260D	WG2242594	1	03/08/24 16:46	03/08/24 16:46	TJJ	Mt. Juliet, TN

SW10-030524 L1712459-02 GW

Collected by: TH/AW | Collected date/time: 03/05/24 09:40 | Received date/time: 03/06/24 09:00

Method	Batch	Dilution	Preparation date/time	Analysis date/time	Analyst	Location
Volatile Organic Compounds (GC/MS) by Method 8260D	WG2242594	1	03/08/24 17:08	03/08/24 17:08	TJJ	Mt. Juliet, TN

SW09-030524 L1712459-03 GW

Collected by: TH/AW | Collected date/time: 03/05/24 09:50 | Received date/time: 03/06/24 09:00

Method	Batch	Dilution	Preparation date/time	Analysis date/time	Analyst	Location
Volatile Organic Compounds (GC/MS) by Method 8260D	WG2242594	1	03/08/24 17:31	03/08/24 17:31	TJJ	Mt. Juliet, TN

SW08-030524 L1712459-04 GW

Collected by: TH/AW | Collected date/time: 03/05/24 10:00 | Received date/time: 03/06/24 09:00

Method	Batch	Dilution	Preparation date/time	Analysis date/time	Analyst	Location
Volatile Organic Compounds (GC/MS) by Method 8260D	WG2242594	1	03/08/24 17:53	03/08/24 17:53	TJJ	Mt. Juliet, TN

SW04-030524 L1712459-05 GW

Collected by: TH/AW | Collected date/time: 03/05/24 10:30 | Received date/time: 03/06/24 09:00

Method	Batch	Dilution	Preparation date/time	Analysis date/time	Analyst	Location
Volatile Organic Compounds (GC/MS) by Method 8260D	WG2242594	1	03/08/24 18:16	03/08/24 18:16	TJJ	Mt. Juliet, TN

SW02-030524 L1712459-06 GW

Collected by: TH/AW | Collected date/time: 03/05/24 10:40 | Received date/time: 03/06/24 09:00

Method	Batch	Dilution	Preparation date/time	Analysis date/time	Analyst	Location
Volatile Organic Compounds (GC/MS) by Method 8260D	WG2242594	1	03/08/24 18:39	03/08/24 18:39	TJJ	Mt. Juliet, TN

SW07-030524 L1712459-07 GW

Collected by: TH/AW | Collected date/time: 03/05/24 10:50 | Received date/time: 03/06/24 09:00

Method	Batch	Dilution	Preparation date/time	Analysis date/time	Analyst	Location
Volatile Organic Compounds (GC/MS) by Method 8260D	WG2242594	1	03/08/24 19:01	03/08/24 19:01	TJJ	Mt. Juliet, TN

SW03-030524 L1712459-08 GW

Collected by: TH/AW | Collected date/time: 03/05/24 11:05 | Received date/time: 03/06/24 09:00

Method	Batch	Dilution	Preparation date/time	Analysis date/time	Analyst	Location
Volatile Organic Compounds (GC/MS) by Method 8260D	WG2242594	1	03/08/24 19:24	03/08/24 19:24	TJJ	Mt. Juliet, TN

SW05-030524 L1712459-09 GW

Collected by: TH/AW
Collected date/time: 03/05/24 11:15
Received date/time: 03/06/24 09:00

Method	Batch	Dilution	Preparation date/time	Analysis date/time	Analyst	Location
Volatile Organic Compounds (GC/MS) by Method 8260D	WG2242594	1	03/08/24 19:47	03/08/24 19:47	TJJ	Mt. Juliet, TN

SW14-030524 L1712459-10 GW

Collected by: TH/AW
Collected date/time: 03/05/24 11:30
Received date/time: 03/06/24 09:00

Method	Batch	Dilution	Preparation date/time	Analysis date/time	Analyst	Location
Volatile Organic Compounds (GC/MS) by Method 8260D	WG2242594	1	03/08/24 20:10	03/08/24 20:10	TJJ	Mt. Juliet, TN

TB01-030524 L1712459-11 GW

Collected by: TH/AW
Collected date/time: 03/05/24 00:00
Received date/time: 03/06/24 09:00

Method	Batch	Dilution	Preparation date/time	Analysis date/time	Analyst	Location
Volatile Organic Compounds (GC/MS) by Method 8260D	WG2242594	1	03/08/24 14:30	03/08/24 14:30	TJJ	Mt. Juliet, TN

1 Cp
2 Tc
3 Ss
4 Cn
5 Sr
6 Qc
7 Gl
8 Al
9 Sc

CASE NARRATIVE

All sample aliquots were received at the correct temperature, in the proper containers, with the appropriate preservatives, and within method specified holding times, unless qualified or notated within the report. Where applicable, all MDL (LOD) and RDL (LOQ) values reported for environmental samples have been corrected for the dilution factor used in the analysis. All Method and Batch Quality Control are within established criteria except where addressed in this case narrative, a non-conformance form or properly qualified within the sample results. By my digital signature below, I affirm to the best of my knowledge, all problems/anomalies observed by the laboratory as having the potential to affect the quality of the data have been identified by the laboratory, and no information or data have been knowingly withheld that would affect the quality of the data.



Mark W. Beasley
Project Manager

Volatile Organic Compounds (GC/MS) by Method 8260D

Analyte	Result	Qualifier	RDL	Dilution	Analysis	Batch
	ug/l		ug/l		date / time	
Benzene	ND		1.00	1	03/08/2024 16:46	WG2242594
Toluene	ND		1.00	1	03/08/2024 16:46	WG2242594
Ethylbenzene	ND		1.00	1	03/08/2024 16:46	WG2242594
o-Xylene	ND		1.00	1	03/08/2024 16:46	WG2242594
m&p-Xylene	ND		2.00	1	03/08/2024 16:46	WG2242594
Total Xylenes	ND		3.00	1	03/08/2024 16:46	WG2242594
Methyl tert-butyl ether	ND		1.00	1	03/08/2024 16:46	WG2242594
Naphthalene	ND		5.00	1	03/08/2024 16:46	WG2242594
(S) Toluene-d8	*111*		*80.0-120*		*03/08/2024 16:46*	WG2242594
(S) 4-Bromofluorobenzene	*103*		*77.0-126*		*03/08/2024 16:46*	WG2242594
(S) 1,2-Dichloroethane-d4	*98.1*		*70.0-130*		*03/08/2024 16:46*	WG2242594

Volatile Organic Compounds (GC/MS) by Method 8260D

Analyte	Result	Qualifier	RDL	Dilution	Analysis	Batch
	ug/l		ug/l		date / time	
Benzene	ND		1.00	1	03/08/2024 17:08	WG2242594
Toluene	ND		1.00	1	03/08/2024 17:08	WG2242594
Ethylbenzene	ND		1.00	1	03/08/2024 17:08	WG2242594
o-Xylene	ND		1.00	1	03/08/2024 17:08	WG2242594
m&p-Xylene	ND		2.00	1	03/08/2024 17:08	WG2242594
Total Xylenes	ND		3.00	1	03/08/2024 17:08	WG2242594
Methyl tert-butyl ether	ND		1.00	1	03/08/2024 17:08	WG2242594
Naphthalene	ND		5.00	1	03/08/2024 17:08	WG2242594
(S) Toluene-d8	*112*		*80.0-120*		*03/08/2024 17:08*	WG2242594
(S) 4-Bromofluorobenzene	*102*		*77.0-126*		*03/08/2024 17:08*	WG2242594
(S) 1,2-Dichloroethane-d4	*97.7*		*70.0-130*		*03/08/2024 17:08*	WG2242594

Volatile Organic Compounds (GC/MS) by Method 8260D

Analyte	Result	Qualifier	RDL	Dilution	Analysis	Batch
	ug/l		ug/l		date / time	
Benzene	ND		1.00	1	03/08/2024 17:31	WG2242594
Toluene	ND		1.00	1	03/08/2024 17:31	WG2242594
Ethylbenzene	ND		1.00	1	03/08/2024 17:31	WG2242594
o-Xylene	ND		1.00	1	03/08/2024 17:31	WG2242594
m&p-Xylene	ND		2.00	1	03/08/2024 17:31	WG2242594
Total Xylenes	ND		3.00	1	03/08/2024 17:31	WG2242594
Methyl tert-butyl ether	ND		1.00	1	03/08/2024 17:31	WG2242594
Naphthalene	ND		5.00	1	03/08/2024 17:31	WG2242594
(S) Toluene-d8	*110*		*80.0-120*		*03/08/2024 17:31*	WG2242594
(S) 4-Bromofluorobenzene	*100*		*77.0-126*		*03/08/2024 17:31*	WG2242594
(S) 1,2-Dichloroethane-d4	*97.8*		*70.0-130*		*03/08/2024 17:31*	WG2242594

Volatile Organic Compounds (GC/MS) by Method 8260D

Analyte	Result	Qualifier	RDL	Dilution	Analysis	Batch
	ug/l		ug/l		date / time	
Benzene	ND		1.00	1	03/08/2024 17:53	WG2242594
Toluene	ND		1.00	1	03/08/2024 17:53	WG2242594
Ethylbenzene	ND		1.00	1	03/08/2024 17:53	WG2242594
o-Xylene	ND		1.00	1	03/08/2024 17:53	WG2242594
m&p-Xylene	ND		2.00	1	03/08/2024 17:53	WG2242594
Total Xylenes	ND		3.00	1	03/08/2024 17:53	WG2242594
Methyl tert-butyl ether	ND		1.00	1	03/08/2024 17:53	WG2242594
Naphthalene	ND		5.00	1	03/08/2024 17:53	WG2242594
(S) Toluene-d8	*111*		*80.0-120*		*03/08/2024 17:53*	WG2242594
(S) 4-Bromofluorobenzene	*102*		*77.0-126*		*03/08/2024 17:53*	WG2242594
(S) 1,2-Dichloroethane-d4	*96.9*		*70.0-130*		*03/08/2024 17:53*	WG2242594

Volatile Organic Compounds (GC/MS) by Method 8260D

Analyte	Result	Qualifier	RDL	Dilution	Analysis	Batch
	ug/l		ug/l		date / time	
Benzene	ND		1.00	1	03/08/2024 18:16	WG2242594
Toluene	ND		1.00	1	03/08/2024 18:16	WG2242594
Ethylbenzene	ND		1.00	1	03/08/2024 18:16	WG2242594
o-Xylene	ND		1.00	1	03/08/2024 18:16	WG2242594
m&p-Xylene	ND		2.00	1	03/08/2024 18:16	WG2242594
Total Xylenes	ND		3.00	1	03/08/2024 18:16	WG2242594
Methyl tert-butyl ether	ND		1.00	1	03/08/2024 18:16	WG2242594
Naphthalene	ND		5.00	1	03/08/2024 18:16	WG2242594
(S) Toluene-d8	*110*		*80.0-120*		*03/08/2024 18:16*	WG2242594
(S) 4-Bromofluorobenzene	*101*		*77.0-126*		*03/08/2024 18:16*	WG2242594
(S) 1,2-Dichloroethane-d4	*97.5*		*70.0-130*		*03/08/2024 18:16*	WG2242594

Volatile Organic Compounds (GC/MS) by Method 8260D

Analyte	Result	Qualifier	RDL	Dilution	Analysis	Batch
	ug/l		ug/l		date / time	
Benzene	4.45		1.00	1	03/08/2024 18:39	WG2242594
Toluene	ND		1.00	1	03/08/2024 18:39	WG2242594
Ethylbenzene	ND		1.00	1	03/08/2024 18:39	WG2242594
o-Xylene	ND		1.00	1	03/08/2024 18:39	WG2242594
m&p-Xylene	ND		2.00	1	03/08/2024 18:39	WG2242594
Total Xylenes	ND		3.00	1	03/08/2024 18:39	WG2242594
Methyl tert-butyl ether	ND		1.00	1	03/08/2024 18:39	WG2242594
Naphthalene	ND		5.00	1	03/08/2024 18:39	WG2242594
(S) Toluene-d8	*109*		*80.0-120*		*03/08/2024 18:39*	WG2242594
(S) 4-Bromofluorobenzene	*102*		*77.0-126*		*03/08/2024 18:39*	WG2242594
(S) 1,2-Dichloroethane-d4	*97.7*		*70.0-130*		*03/08/2024 18:39*	WG2242594

Volatile Organic Compounds (GC/MS) by Method 8260D

Analyte	Result	Qualifier	RDL	Dilution	Analysis	Batch
	ug/l		ug/l		date / time	
Benzene	ND		1.00	1	03/08/2024 19:01	WG2242594
Toluene	ND		1.00	1	03/08/2024 19:01	WG2242594
Ethylbenzene	ND		1.00	1	03/08/2024 19:01	WG2242594
o-Xylene	ND		1.00	1	03/08/2024 19:01	WG2242594
m&p-Xylene	ND		2.00	1	03/08/2024 19:01	WG2242594
Total Xylenes	ND		3.00	1	03/08/2024 19:01	WG2242594
Methyl tert-butyl ether	ND		1.00	1	03/08/2024 19:01	WG2242594
Naphthalene	ND		5.00	1	03/08/2024 19:01	WG2242594
(S) Toluene-d8	*110*		*80.0-120*		*03/08/2024 19:01*	WG2242594
(S) 4-Bromofluorobenzene	*102*		*77.0-126*		*03/08/2024 19:01*	WG2242594
(S) 1,2-Dichloroethane-d4	*98.1*		*70.0-130*		*03/08/2024 19:01*	WG2242594

Volatile Organic Compounds (GC/MS) by Method 8260D

Analyte	Result	Qualifier	RDL	Dilution	Analysis	Batch
	ug/l		ug/l		date / time	
Benzene	ND		1.00	1	03/08/2024 19:24	WG2242594
Toluene	ND		1.00	1	03/08/2024 19:24	WG2242594
Ethylbenzene	ND		1.00	1	03/08/2024 19:24	WG2242594
o-Xylene	ND		1.00	1	03/08/2024 19:24	WG2242594
m&p-Xylene	ND		2.00	1	03/08/2024 19:24	WG2242594
Total Xylenes	ND		3.00	1	03/08/2024 19:24	WG2242594
Methyl tert-butyl ether	ND		1.00	1	03/08/2024 19:24	WG2242594
Naphthalene	ND		5.00	1	03/08/2024 19:24	WG2242594
(S) Toluene-d8	*110*		*80.0-120*		*03/08/2024 19:24*	WG2242594
(S) 4-Bromofluorobenzene	*102*		*77.0-126*		*03/08/2024 19:24*	WG2242594
(S) 1,2-Dichloroethane-d4	*98.5*		*70.0-130*		*03/08/2024 19:24*	WG2242594

Volatile Organic Compounds (GC/MS) by Method 8260D

Analyte	Result	Qualifier	RDL	Dilution	Analysis	Batch
	ug/l		ug/l		date / time	
Benzene	ND		1.00	1	03/08/2024 19:47	WG2242594
Toluene	ND		1.00	1	03/08/2024 19:47	WG2242594
Ethylbenzene	ND		1.00	1	03/08/2024 19:47	WG2242594
o-Xylene	ND		1.00	1	03/08/2024 19:47	WG2242594
m&p-Xylene	ND		2.00	1	03/08/2024 19:47	WG2242594
Total Xylenes	ND		3.00	1	03/08/2024 19:47	WG2242594
Methyl tert-butyl ether	ND		1.00	1	03/08/2024 19:47	WG2242594
Naphthalene	ND		5.00	1	03/08/2024 19:47	WG2242594
(S) Toluene-d8	*113*		*80.0-120*		*03/08/2024 19:47*	WG2242594
(S) 4-Bromofluorobenzene	*104*		*77.0-126*		*03/08/2024 19:47*	WG2242594
(S) 1,2-Dichloroethane-d4	*100*		*70.0-130*		*03/08/2024 19:47*	WG2242594

Volatile Organic Compounds (GC/MS) by Method 8260D

Analyte	Result	Qualifier	RDL	Dilution	Analysis	Batch
	ug/l		ug/l		date / time	
Benzene	ND		1.00	1	03/08/2024 20:10	WG2242594
Toluene	ND		1.00	1	03/08/2024 20:10	WG2242594
Ethylbenzene	ND		1.00	1	03/08/2024 20:10	WG2242594
o-Xylene	ND		1.00	1	03/08/2024 20:10	WG2242594
m&p-Xylene	ND		2.00	1	03/08/2024 20:10	WG2242594
Total Xylenes	ND		3.00	1	03/08/2024 20:10	WG2242594
Methyl tert-butyl ether	ND		1.00	1	03/08/2024 20:10	WG2242594
Naphthalene	ND		5.00	1	03/08/2024 20:10	WG2242594
(S) Toluene-d8	*110*		*80.0-120*		*03/08/2024 20:10*	WG2242594
(S) 4-Bromofluorobenzene	*101*		*77.0-126*		*03/08/2024 20:10*	WG2242594
(S) 1,2-Dichloroethane-d4	*98.0*		*70.0-130*		*03/08/2024 20:10*	WG2242594

Volatile Organic Compounds (GC/MS) by Method 8260D

Analyte	Result	Qualifier	RDL	Dilution	Analysis	Batch
	ug/l		ug/l		date / time	
Benzene	ND		1.00	1	03/08/2024 14:30	WG2242594
Toluene	ND		1.00	1	03/08/2024 14:30	WG2242594
Ethylbenzene	ND		1.00	1	03/08/2024 14:30	WG2242594
o-Xylene	ND		1.00	1	03/08/2024 14:30	WG2242594
m&p-Xylene	ND		2.00	1	03/08/2024 14:30	WG2242594
Total Xylenes	ND		3.00	1	03/08/2024 14:30	WG2242594
Methyl tert-butyl ether	ND		1.00	1	03/08/2024 14:30	WG2242594
Naphthalene	ND		5.00	1	03/08/2024 14:30	WG2242594
(S) Toluene-d8	*110*		*80.0-120*		*03/08/2024 14:30*	WG2242594
(S) 4-Bromofluorobenzene	*102*		*77.0-126*		*03/08/2024 14:30*	WG2242594
(S) 1,2-Dichloroethane-d4	*98.8*		*70.0-130*		*03/08/2024 14:30*	WG2242594

Method Blank (MB)

(MB) R4043639-3 03/08/24 10:10

Analyte	MB Result	MB Qualifier	MB MDL	MB RDL
	ug/l		ug/l	ug/l
Benzene	U		0.0941	1.00
Toluene	U		0.278	1.00
Ethylbenzene	U		0.137	1.00
o-Xylene	U		0.174	1.00
m&p-Xylene	U		0.430	2.00
Total Xylenes	U		0.174	3.00
Methyl tert-butyl ether	U		0.101	1.00
Naphthalene	U		1.00	5.00
(S) Toluene-d8	*110*			*80.0-120*
(S) 4-Bromofluorobenzene	*101*			*77.0-126*
(S) 1,2-Dichloroethane-d4	*94.6*			*70.0-130*

Laboratory Control Sample (LCS) • Laboratory Control Sample Duplicate (LCSD)

(LCS) R4043639-1 03/08/24 09:03 • (LCSD) R4043639-2 03/08/24 09:25

Analyte	Spike Amount	LCS Result	LCSD Result	LCS Rec.	LCSD Rec.	Rec. Limits	LCS Qualifier	LCSD Qualifier	RPD	RPD Limits
	ug/l	ug/l	ug/l	%	%	%			%	%
Benzene	5.00	4.53	4.90	90.6	98.0	70.0-130			7.85	20
Toluene	5.00	5.55	5.58	111	112	70.0-130			0.539	20
Ethylbenzene	5.00	5.33	5.44	107	109	70.0-130			2.04	20
o-Xylene	5.00	5.27	5.40	105	108	70.0-130			2.44	20
m&p-Xylene	10.0	10.7	11.1	107	111	70.0-130			3.67	20
Total Xylenes	15.0	16.0	16.5	107	110	70.0-130			3.08	20
Methyl tert-butyl ether	5.00	4.10	4.37	82.0	87.4	70.0-130			6.38	20
Naphthalene	5.00	4.66	5.04	93.2	101	70.0-130			7.84	20
(S) Toluene-d8				*113*	*110*	*80.0-120*				
(S) 4-Bromofluorobenzene				*104*	*102*	*77.0-126*				
(S) 1,2-Dichloroethane-d4				*96.6*	*98.4*	*70.0-130*				

GLOSSARY OF TERMS

Guide to Reading and Understanding Your Laboratory Report

The information below is designed to better explain the various terms used in your report of analytical results from the Laboratory. This is not intended as a comprehensive explanation, and if you have additional questions please contact your project representative.

Results Disclaimer - Information that may be provided by the customer, and contained within this report, include Permit Limits, Project Name, Sample ID, Sample Matrix, Sample Preservation, Field Blanks, Field Spikes, Field Duplicates, On-Site Data, Sampling Collection Dates/Times, and Sampling Location. Results relate to the accuracy of this information provided, and as the samples are received.

Abbreviations and Definitions

MDL	Method Detection Limit.
ND	Not detected at the Reporting Limit (or MDL where applicable).
RDL	Reported Detection Limit.
Rec.	Recovery.
RPD	Relative Percent Difference.
SDG	Sample Delivery Group.
(S)	Surrogate (Surrogate Standard) - Analytes added to every blank, sample, Laboratory Control Sample/Duplicate and Matrix Spike/Duplicate; used to evaluate analytical efficiency by measuring recovery. Surrogates are not expected to be detected in all environmental media.
U	Not detected at the Reporting Limit (or MDL where applicable).
Analyte	The name of the particular compound or analysis performed. Some Analyses and Methods will have multiple analytes reported.
Dilution	If the sample matrix contains an interfering material, the sample preparation volume or weight values differ from the standard, or if concentrations of analytes in the sample are higher than the highest limit of concentration that the laboratory can accurately report, the sample may be diluted for analysis. If a value different than 1 is used in this field, the result reported has already been corrected for this factor.
Limits	These are the target % recovery ranges or % difference value that the laboratory has historically determined as normal for the method and analyte being reported. Successful QC Sample analysis will target all analytes recovered or duplicated within these ranges.
Qualifier	This column provides a letter and/or number designation that corresponds to additional information concerning the result reported. If a Qualifier is present, a definition per Qualifier is provided within the Glossary and Definitions page and potentially a discussion of possible implications of the Qualifier in the Case Narrative if applicable.
Result	The actual analytical final result (corrected for any sample specific characteristics) reported for your sample. If there was no measurable result returned for a specific analyte, the result in this column may state “ND” (Not Detected) or “BDL” (Below Detectable Levels). The information in the results column should always be accompanied by either an MDL (Method Detection Limit) or RDL (Reporting Detection Limit) that defines the lowest value that the laboratory could detect or report for this analyte.
Uncertainty (Radiochemistry)	Confidence level of 2 sigma.
Case Narrative (Cn)	A brief discussion about the included sample results, including a discussion of any non-conformances to protocol observed either at sample receipt by the laboratory from the field or during the analytical process. If present, there will be a section in the Case Narrative to discuss the meaning of any data qualifiers used in the report.
Quality Control Summary (Qc)	This section of the report includes the results of the laboratory quality control analyses required by procedure or analytical methods to assist in evaluating the validity of the results reported for your samples. These analyses are not being performed on your samples typically, but on laboratory generated material.
Sample Chain of Custody (Sc)	This is the document created in the field when your samples were initially collected. This is used to verify the time and date of collection, the person collecting the samples, and the analyses that the laboratory is requested to perform. This chain of custody also documents all persons (excluding commercial shippers) that have had control or possession of the samples from the time of collection until delivery to the laboratory for analysis.
Sample Results (Sr)	This section of your report will provide the results of all testing performed on your samples. These results are provided by sample ID and are separated by the analyses performed on each sample. The header line of each analysis section for each sample will provide the name and method number for the analysis reported.
Sample Summary (Ss)	This section of the Analytical Report defines the specific analyses performed for each sample ID, including the dates and times of preparation and/or analysis.

Qualifier | Description

The remainder of this page intentionally left blank, there are no qualifiers applied to this SDG.

ACCREDITATIONS & LOCATIONS

Pace Analytical National 12065 Lebanon Rd Mount Juliet, TN 37122

Alabama	40660	Nebraska	NE-OS-15-05
Alaska	17-026	Nevada	TN000032021-1
Arizona	AZ0612	New Hampshire	2975
Arkansas	88-0469	New Jersey–NELAP	TN002
California	2932	New Mexico [1]	TN00003
Colorado	TN00003	New York	11742
Connecticut	PH-0197	North Carolina	Env375
Florida	E87487	North Carolina [1]	DW21704
Georgia	NELAP	North Carolina [3]	41
Georgia [1]	923	North Dakota	R-140
Idaho	TN00003	Ohio–VAP	CL0069
Illinois	200008	Oklahoma	9915
Indiana	C-TN-01	Oregon	TN200002
Iowa	364	Pennsylvania	68-02979
Kansas	E-10277	Rhode Island	LA000356
Kentucky [1 6]	KY90010	South Carolina	84004002
Kentucky [2]	16	South Dakota	n/a
Louisiana	AI30792	Tennessee [1 4]	2006
Louisiana	LA018	Texas	T104704245-20-18
Maine	TN00003	Texas [5]	LAB0152
Maryland	324	Utah	TN000032021-11
Massachusetts	M-TN003	Vermont	VT2006
Michigan	9958	Virginia	110033
Minnesota	047-999-395	Washington	C847
Mississippi	TN00003	West Virginia	233
Missouri	340	Wisconsin	998093910
Montana	CERT0086	Wyoming	A2LA
A2LA – ISO 17025	1461.01	AIHA-LAP,LLC EMLAP	100789
A2LA – ISO 17025 [5]	1461.02	DOD	1461.01
Canada	1461.01	USDA	P330-15-00234
EPA–Crypto	TN00003		

[1] Drinking Water [2] Underground Storage Tanks [3] Aquatic Toxicity [4] Chemical/Microbiological [5] Mold [6] Wastewater n/a Accreditation not applicable

* Not all certifications held by the laboratory are applicable to the results reported in the attached report.

* Accreditation is only applicable to the test methods specified on each scope of accreditation held by Pace Analytical.

Company Name/Address:
Kinder Morgan- Atlanta, GA

Ten 10th Street NW
Suite 1400
Atlanta. GA 30309

Billing Information:
Accounts Payable
1000 Windward Concourse
Ste 450
Alpharetta, GA 30005

Report to: **Bethany Garvey**

Email To: bethany.garvey@jacobs.com;tom.wiley@jacobs

Project Description: **Lewis Drive Surface Water**

City/State Collected: BEETON, SC

Please Circle: PT MT CT (ET)

Phone: **404-751-5651**

Client Project # KMLDMR24

Lab Project # **KINCH2MGA-LEWIS**

Collected by (print): T.HALL / A.WILSON

Site/Facility ID # **KM_LEWISDR**

P.O. # **WD1106937**

Collected by (signature):

Immediately Packed on Ice N___ Y✓

Rush? (Lab MUST Be Notified)
___ Same Day ___ Five Day
___ Next Day ___ 5 Day (Rad Only)
___ Two Day ✗ 10 Day (Rad Only)
___ Three Day

Date Results Needed

Quote #

Analysis / Container / Preservative

Sample ID	Comp/Grab	Matrix *	Depth	Date	Time	No. of Cntrs	V8260BTEXMNSC 40mlAmb-HCl	Pres Chk								Remarks	Sample # (lab only)
SW11-030524	G	GW	—	3-5-24	0930	3	X	X									-01
SW10-030524		GW			0940	3	X										-02
SW09-030524		GW			0950	3	X										-03
SW08-030524		GW			1000	3	X										-04
SW04-030524		GW			1030	3	X										-05
SW02-030524		GW			1040	3	X										-06
SW07-030524		GW			1050	3	X										-07
SW03-030524		GW			1105	3	X										-08
SW05-030524		GW			1115	3	X										-09
SW14-030524		GW			1130	3	X										-10

Chain of Custody Page 1 of 2

Pace
PEOPLE ADVANCING SCIENCE

MT JULIET, TN

12065 Lebanon Rd Mount Juliet, TN 37122
Submitting a sample via this chain of custody constitutes acknowledgment and acceptance of the Pace Terms and Conditions found at: https://info.pacelabs.com/hubfs/pas-standard-terms.pdf

SDG # 171459

D137

Acctnum: **KINCH2MGA**
Template: **T241536**
Prelogin: **P1059826**
PM: **526 - Chris McCord**
PB: 2/28/24 CAM
Shipped Via: **FedEX Standard**

* Matrix:
SS - Soil **AIR** - Air **F** - Filter
GW - Groundwater **B** - Bioassay
WW - WasteWater
DW - Drinking Water
OT - Other_____

Remarks:V8260BTEXMNSC = BTEX + Naphthalene + MTBE

pH _____ Temp _____

Flow _____ Other _____

Samples returned via:
__ UPS __ FedEx __ Courier _____

Tracking # 7320 9662 2664

Sample Receipt Checklist
COC Seal Present/Intact: __NP ✓Y __N
COC Signed/Accurate: ✓Y __N
Bottles arrive intact: ✓Y __N
Correct bottles used: ✓Y __N
Sufficient volume sent: ✓Y __N
If Applicable
VOA Zero Headspace: __Y __N
Preservation Correct/Checked: __Y __N
RAD Screen <0.5 mR/hr: ✓Y __N

Relinquished by : (Signature)	Date:	Time:	Received by: (Signature)	Trip Blank Received: Yes / No HCL / MeoH TBR	If preservation required by Login: Date/Time
	3-5-24	1830			
Relinquished by : (Signature)	Date:	Time:	Received by: (Signature)	Temp: 4.9 °C Bottles Received: 5.3+0=5.3 30	
Relinquished by : (Signature)	Date:	Time:	Received for lab by: (Signature)	Date: 3/6/24 Time: 900	Hold: / Condition: NCF / OK

Company Name/Address:
Kinder Morgan- Atlanta, GA

Ten 10th Street NW
Suite 1400
Atlanta. GA 30309

Billing Information:
Accounts Payable
1000 Windward Concourse
Ste 450
Alpharetta, GA 30005

Pres Chk

Report to: **Bethany Garvey**

Email To: bethany.garvey@jacobs.com;tom.wiley@jacobs

Project Description: **Lewis Drive Surface Water**

City/State Collected: BELTON, SC

Please Circle: PT MT CT ET

Phone: **404-751-5651**

Client Project # KMLOMR24

Lab Project # **KINCH2MGA-LEWIS**

Collected by (print): T. HALL / A. WILSON

Site/Facility ID # **KM_LEWISDR**

P.O. # **WD1106937**

Collected by (signature):

Immediately Packed on Ice N ___ Y ✓

Rush? (Lab MUST Be Notified)
___ Same Day ___ Five Day
___ Next Day ___ 5 Day (Rad Only)
___ Two Day ___ 10 Day (Rad Only)
___ Three Day

Date Results Needed

Quote #

Sample ID	Comp/Grab	Matrix *	Depth	Date	Time	No. of Cntrs	V8260BTEXMNSC 40mlAmb-HCl	Remarks	Sample # (lab only)
TB01-030524	—	GW	—	3-5-24	CAB	3	X		-11
		GW				3	X		
		GW				3	X		
		GW				3	X		
		GW				3	X		
		GW				3	X		

Analysis / Container / Preservative

Chain of Custody Page 2 of 2

Pace
PEOPLE ADVANCING SCIENCE

MT JULIET, TN
12065 Lebanon Rd Mount Juliet, TN 37122
Submitting a sample via this chain of custody constitutes acknowledgment and acceptance of the Pace Terms and Conditions found at: https://info.pacelabs.com/hubfs/pas-standard-terms.pdf

SDG # 171459
Table # P137
Acctnum: KINCH2MGA
Template: T241536
Prelogin: P1059826
PM: 526 - Chris McCord
PB: 2/29/24 CAM
Shipped Via: FedEX Standard

* Matrix:
SS - Soil AIR - Air F - Filter
GW - Groundwater B - Bioassay
WW - WasteWater
DW - Drinking Water
OT - Other_____

Remarks: V8260BTEXMNSC = BTEX + Naphthalene + MTBE

pH _____ Temp _____
Flow _____ Other _____

Samples returned via:
__ UPS __ FedEx __ Courier _____

Tracking # 7320 9662 2664

Sample Receipt Checklist
COC Seal Present/Intact: __NP ✓Y __N
COC Signed/Accurate: ✓Y __N
Bottles arrive intact: ✓Y __N
Correct bottles used: ✓Y __N
Sufficient volume sent: ✓Y __N
If Applicable
VOA Zero Headspace: __Y __N
Preservation Correct/Checked: __Y __N
RAD Screen <0.5 mR/hr: ✓Y __N

Relinquished by : (Signature)	Date:	Time:	Received by: (Signature)	Trip Blank Received: Yes / No HCl / MeoH TBR	If preservation required by Login: Date/Time
	3-5-24	1830			
Relinquished by : (Signature)	Date:	Time:	Received by: (Signature)	Temp: NSA °C Bottles Received: 8.3+0=8.3 30	
Relinquished by : (Signature)	Date:	Time:	Received for lab by: (Signature)	Date: 3/6/24 Time: 900	Hold: Condition: NCF / OK

ANALYTICAL REPORT

April 24, 2024

Kinder Morgan- Atlanta, GA

Sample Delivery Group:	L1724817
Samples Received:	04/11/2024
Project Number:	KMLOMR24
Description:	Lewis Drive Surface Water
Site:	KM_LEWISDR
Report To:	Bethany Garvey Ten 10th Street NW Suite 1400 Atlanta, GA 30309

Entire Report Reviewed By:

Chris McCord
Project Manager

Results relate only to the items tested or calibrated and are reported as rounded values. This test report shall not be reproduced, except in full, without written approval of the laboratory. Where applicable, sampling conducted by Pace Analytical National is performed per guidance provided in laboratory standard operating procedures ENV-SOP-MTJL-0067 and ENV-SOP-MTJL-0068. Where sampling conducted by the customer, results relate to the accuracy of the information provided, and as the samples are received.

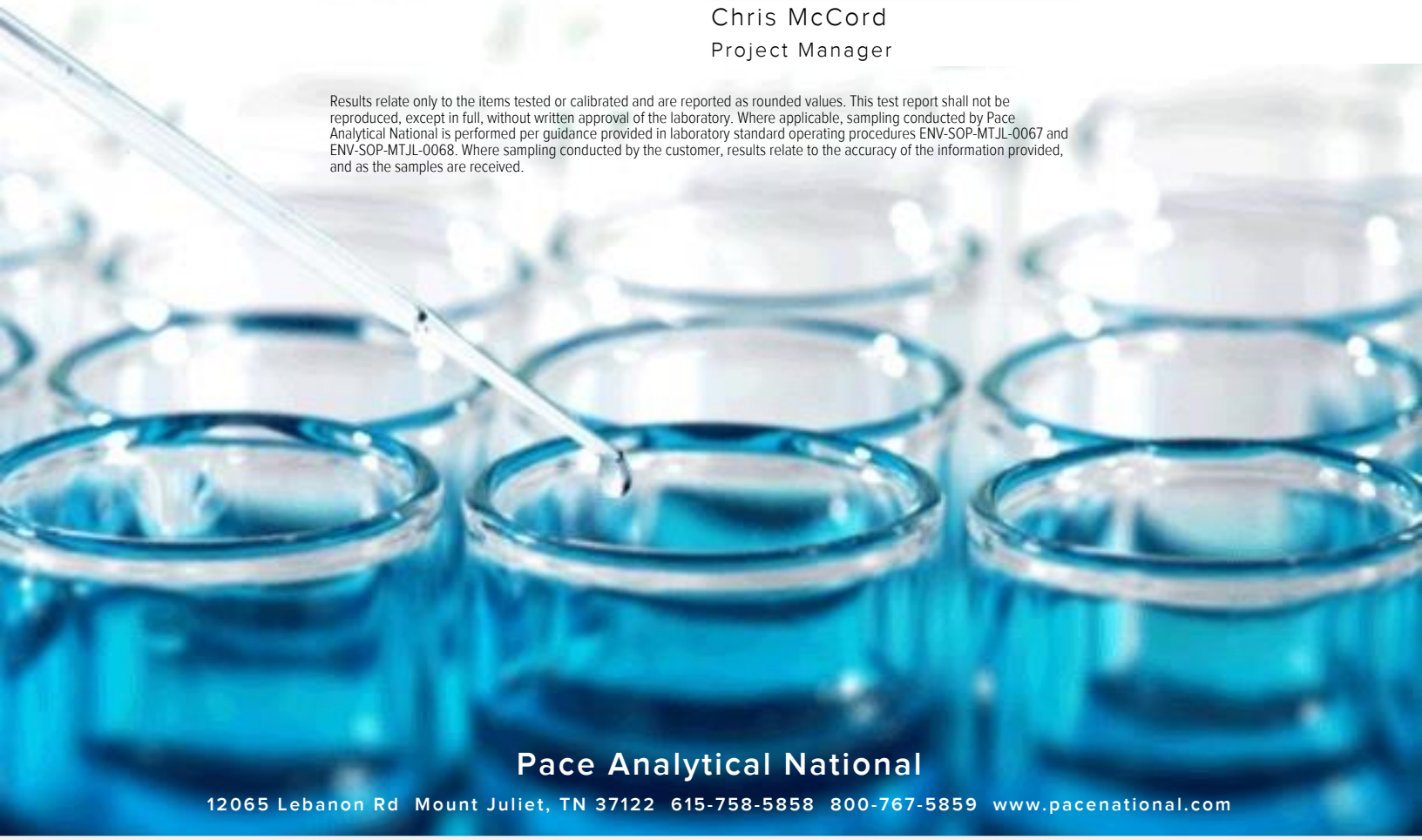

Pace Analytical National
12065 Lebanon Rd Mount Juliet, TN 37122 615-758-5858 800-767-5859 www.pacenational.com

TABLE OF CONTENTS

Cp: Cover Page 1

Tc: Table of Contents 2

Ss: Sample Summary 3

Cn: Case Narrative 5

Sr: Sample Results 6

SW11-040924 L1724817-01 6

SW10-040924 L1724817-02 7

SW09-040924 L1724817-03 8

SW08-040924 L1724817-04 9

SW04-040924 L1724817-05 10

SW02-040924 L1724817-06 11

SW07-040924 L1724817-07 12

SW03-040924 L1724817-08 13

SW05-040924 L1724817-09 14

SW14-040924 L1724817-10 15

TB01-040924 L1724817-11 16

Qc: Quality Control Summary 17

Volatile Organic Compounds (GC/MS) by Method 8260D 17

Gl: Glossary of Terms 18

Al: Accreditations & Locations 19

Sc: Sample Chain of Custody 20

SW11-040924 L1724817-01 GW

Collected by: TH/AF | Collected date/time: 04/09/24 09:50 | Received date/time: 04/11/24 09:00

Method	Batch	Dilution	Preparation date/time	Analysis date/time	Analyst	Location
Volatile Organic Compounds (GC/MS) by Method 8260D	WG2266283	1	04/13/24 10:32	04/13/24 10:32	DYW	Mt. Juliet, TN

SW10-040924 L1724817-02 GW

Collected by: TH/AF | Collected date/time: 04/09/24 10:00 | Received date/time: 04/11/24 09:00

Method	Batch	Dilution	Preparation date/time	Analysis date/time	Analyst	Location
Volatile Organic Compounds (GC/MS) by Method 8260D	WG2266283	1	04/13/24 10:53	04/13/24 10:53	DYW	Mt. Juliet, TN

SW09-040924 L1724817-03 GW

Collected by: TH/AF | Collected date/time: 04/09/24 10:10 | Received date/time: 04/11/24 09:00

Method	Batch	Dilution	Preparation date/time	Analysis date/time	Analyst	Location
Volatile Organic Compounds (GC/MS) by Method 8260D	WG2266283	1	04/13/24 11:14	04/13/24 11:14	DYW	Mt. Juliet, TN

SW08-040924 L1724817-04 GW

Collected by: TH/AF | Collected date/time: 04/09/24 10:20 | Received date/time: 04/11/24 09:00

Method	Batch	Dilution	Preparation date/time	Analysis date/time	Analyst	Location
Volatile Organic Compounds (GC/MS) by Method 8260D	WG2266283	1	04/13/24 11:34	04/13/24 11:34	DYW	Mt. Juliet, TN

SW04-040924 L1724817-05 GW

Collected by: TH/AF | Collected date/time: 04/09/24 10:30 | Received date/time: 04/11/24 09:00

Method	Batch	Dilution	Preparation date/time	Analysis date/time	Analyst	Location
Volatile Organic Compounds (GC/MS) by Method 8260D	WG2266283	1	04/13/24 11:55	04/13/24 11:55	DYW	Mt. Juliet, TN

SW02-040924 L1724817-06 GW

Collected by: TH/AF | Collected date/time: 04/09/24 10:40 | Received date/time: 04/11/24 09:00

Method	Batch	Dilution	Preparation date/time	Analysis date/time	Analyst	Location
Volatile Organic Compounds (GC/MS) by Method 8260D	WG2266283	1	04/13/24 12:16	04/13/24 12:16	DYW	Mt. Juliet, TN

SW07-040924 L1724817-07 GW

Collected by: TH/AF | Collected date/time: 04/09/24 10:45 | Received date/time: 04/11/24 09:00

Method	Batch	Dilution	Preparation date/time	Analysis date/time	Analyst	Location
Volatile Organic Compounds (GC/MS) by Method 8260D	WG2266283	1	04/13/24 12:37	04/13/24 12:37	DYW	Mt. Juliet, TN

SW03-040924 L1724817-08 GW

Collected by: TH/AF | Collected date/time: 04/09/24 11:40 | Received date/time: 04/11/24 09:00

Method	Batch	Dilution	Preparation date/time	Analysis date/time	Analyst	Location
Volatile Organic Compounds (GC/MS) by Method 8260D	WG2266283	1	04/13/24 12:58	04/13/24 12:58	DYW	Mt. Juliet, TN

1 Cp
2 Tc
3 Ss
4 Cn
5 Sr
6 Qc
7 Gl
8 Al
9 Sc

SW05-040924 L1724817-09 GW

Collected by: TH/AF
Collected date/time: 04/09/24 11:45
Received date/time: 04/11/24 09:00

Method	Batch	Dilution	Preparation date/time	Analysis date/time	Analyst	Location
Volatile Organic Compounds (GC/MS) by Method 8260D	WG2266283	1	04/13/24 13:19	04/13/24 13:19	DYW	Mt. Juliet, TN

SW14-040924 L1724817-10 GW

Collected by: TH/AF
Collected date/time: 04/09/24 12:00
Received date/time: 04/11/24 09:00

Method	Batch	Dilution	Preparation date/time	Analysis date/time	Analyst	Location
Volatile Organic Compounds (GC/MS) by Method 8260D	WG2266283	1	04/13/24 13:40	04/13/24 13:40	DYW	Mt. Juliet, TN

TB01-040924 L1724817-11 GW

Collected by: TH/AF
Collected date/time: 04/09/24 00:00
Received date/time: 04/11/24 09:00

Method	Batch	Dilution	Preparation date/time	Analysis date/time	Analyst	Location
Volatile Organic Compounds (GC/MS) by Method 8260D	WG2266283	1	04/13/24 09:07	04/13/24 09:07	DYW	Mt. Juliet, TN

CASE NARRATIVE

All sample aliquots were received at the correct temperature, in the proper containers, with the appropriate preservatives, and within method specified holding times, unless qualified or notated within the report. Where applicable, all MDL (LOD) and RDL (LOQ) values reported for environmental samples have been corrected for the dilution factor used in the analysis. All Method and Batch Quality Control are within established criteria except where addressed in this case narrative, a non-conformance form or properly qualified within the sample results. By my digital signature below, I affirm to the best of my knowledge, all problems/anomalies observed by the laboratory as having the potential to affect the quality of the data have been identified by the laboratory, and no information or data have been knowingly withheld that would affect the quality of the data.



Chris McCord
Project Manager

Volatile Organic Compounds (GC/MS) by Method 8260D

Analyte	Result	Qualifier	RDL	Dilution	Analysis	Batch
	ug/l		ug/l		date / time	
Benzene	ND		1.00	1	04/13/2024 10:32	WG2266283
Toluene	ND		1.00	1	04/13/2024 10:32	WG2266283
Ethylbenzene	ND		1.00	1	04/13/2024 10:32	WG2266283
o-Xylene	ND		1.00	1	04/13/2024 10:32	WG2266283
m&p-Xylene	ND		2.00	1	04/13/2024 10:32	WG2266283
Total Xylenes	ND		3.00	1	04/13/2024 10:32	WG2266283
Methyl tert-butyl ether	ND		1.00	1	04/13/2024 10:32	WG2266283
Naphthalene	ND		5.00	1	04/13/2024 10:32	WG2266283
(S) Toluene-d8	*96.7*		*80.0-120*		*04/13/2024 10:32*	WG2266283
(S) 4-Bromofluorobenzene	*102*		*77.0-126*		*04/13/2024 10:32*	WG2266283
(S) 1,2-Dichloroethane-d4	*123*		*70.0-130*		*04/13/2024 10:32*	WG2266283

Volatile Organic Compounds (GC/MS) by Method 8260D

Analyte	Result	Qualifier	RDL	Dilution	Analysis	Batch
	ug/l		ug/l		date / time	
Benzene	ND		1.00	1	04/13/2024 10:53	WG2266283
Toluene	ND		1.00	1	04/13/2024 10:53	WG2266283
Ethylbenzene	ND		1.00	1	04/13/2024 10:53	WG2266283
o-Xylene	ND		1.00	1	04/13/2024 10:53	WG2266283
m&p-Xylene	ND		2.00	1	04/13/2024 10:53	WG2266283
Total Xylenes	ND		3.00	1	04/13/2024 10:53	WG2266283
Methyl tert-butyl ether	ND		1.00	1	04/13/2024 10:53	WG2266283
Naphthalene	ND		5.00	1	04/13/2024 10:53	WG2266283
(S) Toluene-d8	*95.4*		*80.0-120*		*04/13/2024 10:53*	WG2266283
(S) 4-Bromofluorobenzene	*103*		*77.0-126*		*04/13/2024 10:53*	WG2266283
(S) 1,2-Dichloroethane-d4	*126*		*70.0-130*		*04/13/2024 10:53*	WG2266283

Volatile Organic Compounds (GC/MS) by Method 8260D

Analyte	Result	Qualifier	RDL	Dilution	Analysis	Batch
	ug/l		ug/l		date / time	
Benzene	ND		1.00	1	04/13/2024 11:14	WG2266283
Toluene	ND		1.00	1	04/13/2024 11:14	WG2266283
Ethylbenzene	ND		1.00	1	04/13/2024 11:14	WG2266283
o-Xylene	ND		1.00	1	04/13/2024 11:14	WG2266283
m&p-Xylene	ND		2.00	1	04/13/2024 11:14	WG2266283
Total Xylenes	ND		3.00	1	04/13/2024 11:14	WG2266283
Methyl tert-butyl ether	ND		1.00	1	04/13/2024 11:14	WG2266283
Naphthalene	ND		5.00	1	04/13/2024 11:14	WG2266283
(S) Toluene-d8	*96.0*		*80.0-120*		*04/13/2024 11:14*	WG2266283
(S) 4-Bromofluorobenzene	*103*		*77.0-126*		*04/13/2024 11:14*	WG2266283
(S) 1,2-Dichloroethane-d4	*126*		*70.0-130*		*04/13/2024 11:14*	WG2266283

Volatile Organic Compounds (GC/MS) by Method 8260D

Analyte	Result	Qualifier	RDL	Dilution	Analysis	Batch
	ug/l		ug/l		date / time	
Benzene	ND		1.00	1	04/13/2024 11:34	WG2266283
Toluene	ND		1.00	1	04/13/2024 11:34	WG2266283
Ethylbenzene	ND		1.00	1	04/13/2024 11:34	WG2266283
o-Xylene	ND		1.00	1	04/13/2024 11:34	WG2266283
m&p-Xylene	ND		2.00	1	04/13/2024 11:34	WG2266283
Total Xylenes	ND		3.00	1	04/13/2024 11:34	WG2266283
Methyl tert-butyl ether	ND		1.00	1	04/13/2024 11:34	WG2266283
Naphthalene	ND		5.00	1	04/13/2024 11:34	WG2266283
(S) Toluene-d8	*98.1*		*80.0-120*		*04/13/2024 11:34*	WG2266283
(S) 4-Bromofluorobenzene	*103*		*77.0-126*		*04/13/2024 11:34*	WG2266283
(S) 1,2-Dichloroethane-d4	*125*		*70.0-130*		*04/13/2024 11:34*	WG2266283

Volatile Organic Compounds (GC/MS) by Method 8260D

Analyte	Result	Qualifier	RDL	Dilution	Analysis	Batch
	ug/l		ug/l		date / time	
Benzene	ND		1.00	1	04/13/2024 11:55	WG2266283
Toluene	ND		1.00	1	04/13/2024 11:55	WG2266283
Ethylbenzene	ND		1.00	1	04/13/2024 11:55	WG2266283
o-Xylene	ND		1.00	1	04/13/2024 11:55	WG2266283
m&p-Xylene	ND		2.00	1	04/13/2024 11:55	WG2266283
Total Xylenes	ND		3.00	1	04/13/2024 11:55	WG2266283
Methyl tert-butyl ether	ND		1.00	1	04/13/2024 11:55	WG2266283
Naphthalene	ND		5.00	1	04/13/2024 11:55	WG2266283
(S) Toluene-d8	*96.3*		*80.0-120*		*04/13/2024 11:55*	WG2266283
(S) 4-Bromofluorobenzene	*103*		*77.0-126*		*04/13/2024 11:55*	WG2266283
(S) 1,2-Dichloroethane-d4	*127*		*70.0-130*		*04/13/2024 11:55*	WG2266283

Volatile Organic Compounds (GC/MS) by Method 8260D

Analyte	Result	Qualifier	RDL	Dilution	Analysis	Batch
	ug/l		ug/l		date / time	
Benzene	4.87		1.00	1	04/13/2024 12:16	WG2266283
Toluene	ND		1.00	1	04/13/2024 12:16	WG2266283
Ethylbenzene	ND		1.00	1	04/13/2024 12:16	WG2266283
o-Xylene	ND		1.00	1	04/13/2024 12:16	WG2266283
m&p-Xylene	ND		2.00	1	04/13/2024 12:16	WG2266283
Total Xylenes	ND		3.00	1	04/13/2024 12:16	WG2266283
Methyl tert-butyl ether	1.03		1.00	1	04/13/2024 12:16	WG2266283
Naphthalene	ND		5.00	1	04/13/2024 12:16	WG2266283
(S) Toluene-d8	*97.1*		*80.0-120*		*04/13/2024 12:16*	WG2266283
(S) 4-Bromofluorobenzene	*106*		*77.0-126*		*04/13/2024 12:16*	WG2266283
(S) 1,2-Dichloroethane-d4	*126*		*70.0-130*		*04/13/2024 12:16*	WG2266283

Volatile Organic Compounds (GC/MS) by Method 8260D

Analyte	Result	Qualifier	RDL	Dilution	Analysis	Batch
	ug/l		ug/l		date / time	
Benzene	ND		1.00	1	04/13/2024 12:37	WG2266283
Toluene	ND		1.00	1	04/13/2024 12:37	WG2266283
Ethylbenzene	ND		1.00	1	04/13/2024 12:37	WG2266283
o-Xylene	ND		1.00	1	04/13/2024 12:37	WG2266283
m&p-Xylene	ND		2.00	1	04/13/2024 12:37	WG2266283
Total Xylenes	ND		3.00	1	04/13/2024 12:37	WG2266283
Methyl tert-butyl ether	ND		1.00	1	04/13/2024 12:37	WG2266283
Naphthalene	ND		5.00	1	04/13/2024 12:37	WG2266283
(S) Toluene-d8	*96.2*		*80.0-120*		*04/13/2024 12:37*	WG2266283
(S) 4-Bromofluorobenzene	*104*		*77.0-126*		*04/13/2024 12:37*	WG2266283
(S) 1,2-Dichloroethane-d4	*126*		*70.0-130*		*04/13/2024 12:37*	WG2266283

Volatile Organic Compounds (GC/MS) by Method 8260D

Analyte	Result	Qualifier	RDL	Dilution	Analysis	Batch
	ug/l		ug/l		date / time	
Benzene	ND		1.00	1	04/13/2024 12:58	WG2266283
Toluene	ND		1.00	1	04/13/2024 12:58	WG2266283
Ethylbenzene	ND		1.00	1	04/13/2024 12:58	WG2266283
o-Xylene	ND		1.00	1	04/13/2024 12:58	WG2266283
m&p-Xylene	ND		2.00	1	04/13/2024 12:58	WG2266283
Total Xylenes	ND		3.00	1	04/13/2024 12:58	WG2266283
Methyl tert-butyl ether	ND		1.00	1	04/13/2024 12:58	WG2266283
Naphthalene	ND		5.00	1	04/13/2024 12:58	WG2266283
(S) Toluene-d8	*93.9*		*80.0-120*		*04/13/2024 12:58*	WG2266283
(S) 4-Bromofluorobenzene	*103*		*77.0-126*		*04/13/2024 12:58*	WG2266283
(S) 1,2-Dichloroethane-d4	*128*		*70.0-130*		*04/13/2024 12:58*	WG2266283

Volatile Organic Compounds (GC/MS) by Method 8260D

Analyte	Result	Qualifier	RDL	Dilution	Analysis	Batch
	ug/l		ug/l		date / time	
Benzene	ND		1.00	1	04/13/2024 13:19	WG2266283
Toluene	ND		1.00	1	04/13/2024 13:19	WG2266283
Ethylbenzene	ND		1.00	1	04/13/2024 13:19	WG2266283
o-Xylene	ND		1.00	1	04/13/2024 13:19	WG2266283
m&p-Xylene	ND		2.00	1	04/13/2024 13:19	WG2266283
Total Xylenes	ND		3.00	1	04/13/2024 13:19	WG2266283
Methyl tert-butyl ether	ND		1.00	1	04/13/2024 13:19	WG2266283
Naphthalene	ND		5.00	1	04/13/2024 13:19	WG2266283
(S) Toluene-d8	*95.3*		*80.0-120*		*04/13/2024 13:19*	WG2266283
(S) 4-Bromofluorobenzene	*104*		*77.0-126*		*04/13/2024 13:19*	WG2266283
(S) 1,2-Dichloroethane-d4	*126*		*70.0-130*		*04/13/2024 13:19*	WG2266283

Volatile Organic Compounds (GC/MS) by Method 8260D

Analyte	Result	Qualifier	RDL	Dilution	Analysis	Batch
	ug/l		ug/l		date / time	
Benzene	ND		1.00	1	04/13/2024 13:40	WG2266283
Toluene	ND		1.00	1	04/13/2024 13:40	WG2266283
Ethylbenzene	ND		1.00	1	04/13/2024 13:40	WG2266283
o-Xylene	ND		1.00	1	04/13/2024 13:40	WG2266283
m&p-Xylene	ND		2.00	1	04/13/2024 13:40	WG2266283
Total Xylenes	ND		3.00	1	04/13/2024 13:40	WG2266283
Methyl tert-butyl ether	ND		1.00	1	04/13/2024 13:40	WG2266283
Naphthalene	ND		5.00	1	04/13/2024 13:40	WG2266283
(S) Toluene-d8	*98.2*		*80.0-120*		*04/13/2024 13:40*	WG2266283
(S) 4-Bromofluorobenzene	*109*		*77.0-126*		*04/13/2024 13:40*	WG2266283
(S) 1,2-Dichloroethane-d4	*125*		*70.0-130*		*04/13/2024 13:40*	WG2266283

Volatile Organic Compounds (GC/MS) by Method 8260D

Analyte	Result	Qualifier	RDL	Dilution	Analysis	Batch
	ug/l		ug/l		date / time	
Benzene	ND		1.00	1	04/13/2024 09:07	WG2266283
Toluene	ND		1.00	1	04/13/2024 09:07	WG2266283
Ethylbenzene	ND		1.00	1	04/13/2024 09:07	WG2266283
o-Xylene	ND		1.00	1	04/13/2024 09:07	WG2266283
m&p-Xylene	ND		2.00	1	04/13/2024 09:07	WG2266283
Total Xylenes	ND		3.00	1	04/13/2024 09:07	WG2266283
Methyl tert-butyl ether	ND		1.00	1	04/13/2024 09:07	WG2266283
Naphthalene	ND		5.00	1	04/13/2024 09:07	WG2266283
(S) Toluene-d8	*96.3*		*80.0-120*		*04/13/2024 09:07*	WG2266283
(S) 4-Bromofluorobenzene	*102*		*77.0-126*		*04/13/2024 09:07*	WG2266283
(S) 1,2-Dichloroethane-d4	*126*		*70.0-130*		*04/13/2024 09:07*	WG2266283

Method Blank (MB)

(MB) R4058894-3 04/13/24 08:47

Analyte	MB Result ug/l	MB Qualifier	MB MDL ug/l	MB RDL ug/l
Benzene	U		0.0941	1.00
Toluene	U		0.278	1.00
Ethylbenzene	U		0.137	1.00
o-Xylene	U		0.174	1.00
m&p-Xylene	U		0.430	2.00
Total Xylenes	U		0.174	3.00
Methyl tert-butyl ether	U		0.101	1.00
Naphthalene	U		1.00	5.00
(S) Toluene-d8	*97.6*			*80.0-120*
(S) 4-Bromofluorobenzene	*104*			*77.0-126*
(S) 1,2-Dichloroethane-d4	*128*			*70.0-130*

Laboratory Control Sample (LCS) • Laboratory Control Sample Duplicate (LCSD)

(LCS) R4058894-1 04/13/24 07:44 • (LCSD) R4058894-2 04/13/24 08:05

Analyte	Spike Amount ug/l	LCS Result ug/l	LCSD Result ug/l	LCS Rec. %	LCSD Rec. %	Rec. Limits %	LCS Qualifier	LCSD Qualifier	RPD %	RPD Limits %
Benzene	5.00	5.30	5.18	106	104	70.0-130			2.29	20
Toluene	5.00	4.58	4.64	91.6	92.8	70.0-130			1.30	20
Ethylbenzene	5.00	4.51	4.55	90.2	91.0	70.0-130			0.883	20
o-Xylene	5.00	4.55	4.56	91.0	91.2	70.0-130			0.220	20
m&p-Xylene	10.0	9.11	9.19	91.1	91.9	70.0-130			0.874	20
Total Xylenes	15.0	13.7	13.8	91.3	92.0	70.0-130			0.727	20
Methyl tert-butyl ether	5.00	5.89	5.54	118	111	70.0-130			6.12	20
Naphthalene	5.00	4.27	4.42	85.4	88.4	70.0-130			3.45	20
(S) Toluene-d8				*95.4*	*96.3*	*80.0-120*				
(S) 4-Bromofluorobenzene				*99.7*	*102*	*77.0-126*				
(S) 1,2-Dichloroethane-d4				*128*	*130*	*70.0-130*				

GLOSSARY OF TERMS

Guide to Reading and Understanding Your Laboratory Report

The information below is designed to better explain the various terms used in your report of analytical results from the Laboratory. This is not intended as a comprehensive explanation, and if you have additional questions please contact your project representative.

Results Disclaimer - Information that may be provided by the customer, and contained within this report, include Permit Limits, Project Name, Sample ID, Sample Matrix, Sample Preservation, Field Blanks, Field Spikes, Field Duplicates, On-Site Data, Sampling Collection Dates/Times, and Sampling Location. Results relate to the accuracy of this information provided, and as the samples are received.

Abbreviations and Definitions

MDL	Method Detection Limit.
ND	Not detected at the Reporting Limit (or MDL where applicable).
RDL	Reported Detection Limit.
Rec.	Recovery.
RPD	Relative Percent Difference.
SDG	Sample Delivery Group.
(S)	Surrogate (Surrogate Standard) - Analytes added to every blank, sample, Laboratory Control Sample/Duplicate and Matrix Spike/Duplicate; used to evaluate analytical efficiency by measuring recovery. Surrogates are not expected to be detected in all environmental media.
U	Not detected at the Reporting Limit (or MDL where applicable).
Analyte	The name of the particular compound or analysis performed. Some Analyses and Methods will have multiple analytes reported.
Dilution	If the sample matrix contains an interfering material, the sample preparation volume or weight values differ from the standard, or if concentrations of analytes in the sample are higher than the highest limit of concentration that the laboratory can accurately report, the sample may be diluted for analysis. If a value different than 1 is used in this field, the result reported has already been corrected for this factor.
Limits	These are the target % recovery ranges or % difference value that the laboratory has historically determined as normal for the method and analyte being reported. Successful QC Sample analysis will target all analytes recovered or duplicated within these ranges.
Qualifier	This column provides a letter and/or number designation that corresponds to additional information concerning the result reported. If a Qualifier is present, a definition per Qualifier is provided within the Glossary and Definitions page and potentially a discussion of possible implications of the Qualifier in the Case Narrative if applicable.
Result	The actual analytical final result (corrected for any sample specific characteristics) reported for your sample. If there was no measurable result returned for a specific analyte, the result in this column may state “ND” (Not Detected) or “BDL” (Below Detectable Levels). The information in the results column should always be accompanied by either an MDL (Method Detection Limit) or RDL (Reporting Detection Limit) that defines the lowest value that the laboratory could detect or report for this analyte.
Uncertainty (Radiochemistry)	Confidence level of 2 sigma.
Case Narrative (Cn)	A brief discussion about the included sample results, including a discussion of any non-conformances to protocol observed either at sample receipt by the laboratory from the field or during the analytical process. If present, there will be a section in the Case Narrative to discuss the meaning of any data qualifiers used in the report.
Quality Control Summary (Qc)	This section of the report includes the results of the laboratory quality control analyses required by procedure or analytical methods to assist in evaluating the validity of the results reported for your samples. These analyses are not being performed on your samples typically, but on laboratory generated material.
Sample Chain of Custody (Sc)	This is the document created in the field when your samples were initially collected. This is used to verify the time and date of collection, the person collecting the samples, and the analyses that the laboratory is requested to perform. This chain of custody also documents all persons (excluding commercial shippers) that have had control or possession of the samples from the time of collection until delivery to the laboratory for analysis.
Sample Results (Sr)	This section of your report will provide the results of all testing performed on your samples. These results are provided by sample ID and are separated by the analyses performed on each sample. The header line of each analysis section for each sample will provide the name and method number for the analysis reported.
Sample Summary (Ss)	This section of the Analytical Report defines the specific analyses performed for each sample ID, including the dates and times of preparation and/or analysis.

Qualifier Description

The remainder of this page intentionally left blank, there are no qualifiers applied to this SDG.

ACCREDITATIONS & LOCATIONS

Pace Analytical National 12065 Lebanon Rd Mount Juliet, TN 37122

Alabama	40660	Nebraska	NE-OS-15-05
Alaska	17-026	Nevada	TN000032021-1
Arizona	AZ0612	New Hampshire	2975
Arkansas	88-0469	New Jersey–NELAP	TN002
California	2932	New Mexico [1]	TN00003
Colorado	TN00003	New York	11742
Connecticut	PH-0197	North Carolina	Env375
Florida	E87487	North Carolina [1]	DW21704
Georgia	NELAP	North Carolina [3]	41
Georgia [1]	923	North Dakota	R-140
Idaho	TN00003	Ohio–VAP	CL0069
Illinois	200008	Oklahoma	9915
Indiana	C-TN-01	Oregon	TN200002
Iowa	364	Pennsylvania	68-02979
Kansas	E-10277	Rhode Island	LA000356
Kentucky [1 6]	KY90010	South Carolina	84004002
Kentucky [2]	16	South Dakota	n/a
Louisiana	AI30792	Tennessee [1 4]	2006
Louisiana	LA018	Texas	T104704245-20-18
Maine	TN00003	Texas [5]	LAB0152
Maryland	324	Utah	TN000032021-11
Massachusetts	M-TN003	Vermont	VT2006
Michigan	9958	Virginia	110033
Minnesota	047-999-395	Washington	C847
Mississippi	TN00003	West Virginia	233
Missouri	340	Wisconsin	998093910
Montana	CERT0086	Wyoming	A2LA
A2LA – ISO 17025	1461.01	AIHA-LAP,LLC EMLAP	100789
A2LA – ISO 17025 [5]	1461.02	DOD	1461.01
Canada	1461.01	USDA	P330-15-00234
EPA–Crypto	TN00003		

[1] Drinking Water [2] Underground Storage Tanks [3] Aquatic Toxicity [4] Chemical/Microbiological [5] Mold [6] Wastewater n/a Accreditation not applicable

* Not all certifications held by the laboratory are applicable to the results reported in the attached report.

* Accreditation is only applicable to the test methods specified on each scope of accreditation held by Pace Analytical.

Company Name/Address:
Kinder Morgan- Atlanta, GA

Ten 10th Street NW
Suite 1400
Atlanta. GA 30309

Billing Information:
Accounts Payable
1000 Windward Concourse
Ste 450
Alpharetta, GA 30005

Pres Chk

Report to: **Bethany Garvey**

Email To: bethany.garvey@jacobs.com;tom.wiley@jacobs

Project Description: **Lewis Drive Surface Water**

City/State Collected: BEAUFORT, SC

Please Circle: PT MT CT (ET)

Phone: **404-751-5651**

Client Project # KMCOMRDR4

Lab Project # **KINCH2MGA-LEWIS**

Collected by (print): T. HALL, A. FLENESS

Site/Facility ID # **KM_LEWISDR**

P.O. # **WD1106937**

Collected by (signature):

Immediately Packed on Ice N ___ Y ✓

Rush? (Lab MUST Be Notified)
___ Same Day ___ Five Day
___ Next Day ___ 5 Day (Rad Only)
___ Two Day X 10 Day (Rad Only)
___ Three Day

Quote #

Date Results Needed

Analysis / Container / Preservative

Sample ID	Comp/Grab	Matrix *	Depth	Date	Time	No. of Cntrs	V8260BTEXMNSC 40mlAmb-HCl										Remarks	Sample # (lab only)
SW11-040924	G	GW	—	4-9-24	0950	3	X											-01
SW10-040924		GW			1000	3	X											-02
SW09-040924		GW			1010	3	X											-03
SW08-040924		GW			1020	3	X											-04
SW04-040924		GW			1030	3	X											-05
SW02-040924		GW			1040	3	X											-06
SW07-040924		GW			1045	3	X											-07
SW03-040924		GW			1140	3	X											-08
SW05-040924		GW			1145	3	X											-09
SW14-040924		GW			1200	3	X											-10

Chain of Custody Page 1 of 2

Pace
PEOPLE ADVANCING SCIENCE

MT JULIET, TN

12065 Lebanon Rd Mount Juliet, TN 37122
Submitting a sample via this chain of custody constitutes acknowledgment and acceptance of the Pace Terms and Conditions found at: https://info.pacelabs.com/hubfs/pas-standard-terms.pdf

SDG # 172481?

A232

Acctnum: **KINCH2MGA**
Template: **T241536**
Prelogin: **P1066995**
PM: **526 - Chris McCord**
PB: 4·3·24BK
Shipped Via: **FedEX Ground**

* Matrix:
SS - Soil **AIR** - Air **F** - Filter
GW - Groundwater **B** - Bioassay
WW - WasteWater
DW - Drinking Water
OT - Other_____

Remarks:V8260BTEXMNSC = BTEX + Naphthalene + MTBE

pH _____ Temp _____

Flow _____ Other _____

Samples returned via:
__ UPS __ FedEx __ Courier _____

Tracking # 7359 4593 6102

Sample Receipt Checklist

COC Seal Present/Intact: NP	Y	N
COC Signed/Accurate:	Y	N
Bottles arrive intact:	Y	N
Correct bottles used:	Y	N
Sufficient volume sent:	Y	N
If Applicable		
VOA Zero Headspace:	Y	N
Preservation Correct/Checked:	Y	N
RAD Screen <0.5 mR/hr:	Y	N

	Date:	Time:		
Relinquished by: (Signature)	4-09-24	1430	Received by: (Signature) TYLER HALL	Trip Blank Received: (Yes) / No HCl / MeoH TBR
Relinquished by: (Signature)	4-10-24	1630	Received by: (Signature)	Temp: °C Bottles Received: DP47 3.2 4.0 = 3.3
Relinquished by: (Signature)	Date:	Time:	Received for lab by: (Signature)	Date: 4-11-24 Time: 9:00

If preservation required by Login: Date/Time

Hold: Condition: NCF / OK

Company Name/Address:
Kinder Morgan- Atlanta, GA

Ten 10th Street NW
Suite 1400
Atlanta. GA 30309

Billing Information:
Accounts Payable
1000 Windward Concourse
Ste 450
Alpharetta, GA 30005

Pres Chk

Report to:
Bethany Garvey

Email To:
bethany.garvey@jacobs.com;tom.wiley@jacobs

Project Description:
Lewis Drive Surface Water

City/State Collected: BEAUFORT, SC

Please Circle: PT MT CT (ET)

Phone: **404-751-5651**

Client Project #
KMLOMR24

Lab Project #
KINCH2MGA-LEWIS

Collected by (print):
T. HALL, AFUKNESS

Site/Facility ID #
KM_LEWISDR

P.O. #
WD1106937

Collected by (signature):

Immediately Packed on Ice N ___ Y ✓

Rush? (Lab MUST be Notified)
___ Same Day ___ Five Day
___ Next Day ___ 5 Day (Rad Only)
___ Two Day ___ 10 Day (Rad Only)
___ Three Day

Quote #

Date Results Needed

Sample ID	Comp/Grab	Matrix *	Depth	Date	Time	No. of Cntrs	V8260BTEXMNSC 40mlAmb-HCl										Remarks	Sample # (lab only)
TB01-040924	—	GW	—	4-9-24	LAB	3	X											-11
		GW				3	X											
		GW				3	X											
		GW				3	X											
		GW				3	X											

Analysis / Container / Preservative

Chain of Custody Page 2 of 2

Pace
PEOPLE ADVANCING SCIENCE

MT JULIET, TN
12065 Lebanon Rd Mount Juliet, TN 37122
Submitting a sample via this chain of custody constitutes acknowledgment and acceptance of the Pace Terms and Conditions found at: https://info.pacelabs.com/hubfs/pas-standard-terms.pdf

SDG # L724817

Table #

Acctnum: **KINCH2MGA**
Template: **T241536**
Prelogin: **P1066995**
PM: **526 - Chris McCord**
PB: 4.3.24 BK

Shipped Via: **FedEX Ground**

* Matrix:
SS - Soil **AIR** - Air **F** - Filter
GW - Groundwater **B** - Bioassay
WW - WasteWater
DW - Drinking Water
OT - Other_____

Remarks:V8260BTEXMNSC = BTEX + Naphthalene + MTBE

pH _____ Temp _____
Flow _____ Other _____

Samples returned via:
__ UPS __ FedEx __ Courier _____

Tracking # 7359 4593 6102

Sample Receipt Checklist
COC Seal Present/Intact: __NP Y N
COC Signed/Accurate: Y N
Bottles arrive intact: Y N
Correct bottles used: Y N
Sufficient volume sent: Y N
If Applicable
VOA Zero Headspace: Y N
Preservation Correct/Checked: Y N
RAD Screen <0.5 mR/hr: Y N

Relinquished by : (Signature)	Date:	Time:	Received by: (Signature)	Trip Blank Received: Yes / No HCl / MeoH TBR	If preservation required by Login: Date/Time
	4-9-24	1430	TYLER HALL	1	3.3
Relinquished by : (Signature)	Date:	Time:	Received by: (Signature)	Temp: °C Bottles Received:	
	4-10-24	1630		OPA 3.24.1	
Relinquished by : (Signature)	Date:	Time:	Received for lab by: (Signature)	Date: Time:	Hold: Condition: NCF / OK
				4-11-24 9:30	

ANALYTICAL REPORT

June 10, 2024

Kinder Morgan- Atlanta, GA

Sample Delivery Group:	L1739252
Samples Received:	05/22/2024
Project Number:	
Description:	Lewis Drive Surface Water
Site:	KM_LEWISDR
Report To:	Bethany Garvey Ten 10th Street NW Suite 1400 Atlanta, GA 30309

Entire Report Reviewed By:

Chris McCord
Project Manager

Results relate only to the items tested or calibrated and are reported as rounded values. This test report shall not be reproduced, except in full, without written approval of the laboratory. Where applicable, sampling conducted by Pace Analytical National is performed per guidance provided in laboratory standard operating procedures ENV-SOP-MTJL-0067 and ENV-SOP-MTJL-0068. Where sampling conducted by the customer, results relate to the accuracy of the information provided, and as the samples are received.



Pace Analytical National
12065 Lebanon Rd Mount Juliet, TN 37122 615-758-5858 800-767-5859 mydata.pacelabs.com

TABLE OF CONTENTS

Cp: Cover Page 1

Tc: Table of Contents 2

Ss: Sample Summary 3

Cn: Case Narrative 5

Sr: Sample Results 6

SW11-052124 L1739252-01 6

SW10-052124 L1739252-02 7

SW09-052124 L1739252-03 8

SW08-052124 L1739252-04 9

SW04-052124 L1739252-05 10

SW02-052124 L1739252-06 11

SW07-052124 L1739252-07 12

SW03-052124 L1739252-08 13

SW05-052124 L1739252-09 14

SW14-052124 L1739252-10 15

TB-01 L1739252-11 16

Qc: Quality Control Summary 17

Volatile Organic Compounds (GC/MS) by Method 8260D 17

Gl: Glossary of Terms 19

Al: Accreditations & Locations 20

Sc: Sample Chain of Custody 21

SW11-052124 L1739252-01 GW

Collected by: Alea F | Collected date/time: 05/21/24 09:40 | Received date/time: 05/22/24 09:00

Method	Batch	Dilution	Preparation date/time	Analysis date/time	Analyst	Location
Volatile Organic Compounds (GC/MS) by Method 8260D	WG2293791	1	05/26/24 23:11	05/26/24 23:11	JTO	Mt. Juliet, TN
Volatile Organic Compounds (GC/MS) by Method 8260D	WG2297218	1	06/03/24 23:15	06/03/24 23:15	ACG	Mt. Juliet, TN

SW10-052124 L1739252-02 GW

Collected by: Alea F | Collected date/time: 05/21/24 09:50 | Received date/time: 05/22/24 09:00

Method	Batch	Dilution	Preparation date/time	Analysis date/time	Analyst	Location
Volatile Organic Compounds (GC/MS) by Method 8260D	WG2293791	1	05/26/24 23:33	05/26/24 23:33	JTO	Mt. Juliet, TN
Volatile Organic Compounds (GC/MS) by Method 8260D	WG2297218	1	06/03/24 23:37	06/03/24 23:37	ACG	Mt. Juliet, TN

SW09-052124 L1739252-03 GW

Collected by: Alea F | Collected date/time: 05/21/24 10:00 | Received date/time: 05/22/24 09:00

Method	Batch	Dilution	Preparation date/time	Analysis date/time	Analyst	Location
Volatile Organic Compounds (GC/MS) by Method 8260D	WG2293791	1	05/26/24 23:55	05/26/24 23:55	JTO	Mt. Juliet, TN
Volatile Organic Compounds (GC/MS) by Method 8260D	WG2297218	1	06/03/24 23:59	06/03/24 23:59	ACG	Mt. Juliet, TN

SW08-052124 L1739252-04 GW

Collected by: Alea F | Collected date/time: 05/21/24 10:10 | Received date/time: 05/22/24 09:00

Method	Batch	Dilution	Preparation date/time	Analysis date/time	Analyst	Location
Volatile Organic Compounds (GC/MS) by Method 8260D	WG2293791	1	05/27/24 00:16	05/27/24 00:16	JTO	Mt. Juliet, TN
Volatile Organic Compounds (GC/MS) by Method 8260D	WG2297218	1	06/04/24 00:20	06/04/24 00:20	ACG	Mt. Juliet, TN

SW04-052124 L1739252-05 GW

Collected by: Alea F | Collected date/time: 05/21/24 10:25 | Received date/time: 05/22/24 09:00

Method	Batch	Dilution	Preparation date/time	Analysis date/time	Analyst	Location
Volatile Organic Compounds (GC/MS) by Method 8260D	WG2293791	1	05/27/24 00:38	05/27/24 00:38	JTO	Mt. Juliet, TN
Volatile Organic Compounds (GC/MS) by Method 8260D	WG2297218	1	06/04/24 00:42	06/04/24 00:42	ACG	Mt. Juliet, TN

SW02-052124 L1739252-06 GW

Collected by: Alea F | Collected date/time: 05/21/24 10:30 | Received date/time: 05/22/24 09:00

Method	Batch	Dilution	Preparation date/time	Analysis date/time	Analyst	Location
Volatile Organic Compounds (GC/MS) by Method 8260D	WG2293791	1	05/27/24 01:00	05/27/24 01:00	JTO	Mt. Juliet, TN
Volatile Organic Compounds (GC/MS) by Method 8260D	WG2297218	1	06/04/24 01:04	06/04/24 01:04	ACG	Mt. Juliet, TN

SW07-052124 L1739252-07 GW

Collected by: Alea F | Collected date/time: 05/21/24 10:40 | Received date/time: 05/22/24 09:00

Method	Batch	Dilution	Preparation date/time	Analysis date/time	Analyst	Location
Volatile Organic Compounds (GC/MS) by Method 8260D	WG2293791	1	05/27/24 01:22	05/27/24 01:22	JTO	Mt. Juliet, TN
Volatile Organic Compounds (GC/MS) by Method 8260D	WG2297218	1	06/04/24 01:25	06/04/24 01:25	ACG	Mt. Juliet, TN

SW03-052124 L1739252-08 GW

Collected by: Alea F | Collected date/time: 05/21/24 10:55 | Received date/time: 05/22/24 09:00

Method	Batch	Dilution	Preparation date/time	Analysis date/time	Analyst	Location
Volatile Organic Compounds (GC/MS) by Method 8260D	WG2293791	1	05/27/24 01:43	05/27/24 01:43	JTO	Mt. Juliet, TN
Volatile Organic Compounds (GC/MS) by Method 8260D	WG2297218	1	06/04/24 01:47	06/04/24 01:47	ACG	Mt. Juliet, TN

SW05-052124 L1739252-09 GW

Collected by: Alea F | Collected date/time: 05/21/24 11:10 | Received date/time: 05/22/24 09:00

Method	Batch	Dilution	Preparation date/time	Analysis date/time	Analyst	Location
Volatile Organic Compounds (GC/MS) by Method 8260D	WG2293791	1	05/27/24 02:05	05/27/24 02:05	JTO	Mt. Juliet, TN
Volatile Organic Compounds (GC/MS) by Method 8260D	WG2297218	1	06/04/24 02:08	06/04/24 02:08	ACG	Mt. Juliet, TN

SW14-052124 L1739252-10 GW

Collected by: Alea F | Collected date/time: 05/21/24 11:20 | Received date/time: 05/22/24 09:00

Method	Batch	Dilution	Preparation date/time	Analysis date/time	Analyst	Location
Volatile Organic Compounds (GC/MS) by Method 8260D	WG2293791	1	05/27/24 02:26	05/27/24 02:26	JTO	Mt. Juliet, TN
Volatile Organic Compounds (GC/MS) by Method 8260D	WG2297218	1	06/04/24 02:30	06/04/24 02:30	ACG	Mt. Juliet, TN

TB-01 L1739252-11 GW

Collected by: Alea F | Collected date/time: 05/21/24 00:00 | Received date/time: 05/22/24 09:00

Method	Batch	Dilution	Preparation date/time	Analysis date/time	Analyst	Location
Volatile Organic Compounds (GC/MS) by Method 8260D	WG2293791	1	05/26/24 22:27	05/26/24 22:27	JTO	Mt. Juliet, TN
Volatile Organic Compounds (GC/MS) by Method 8260D	WG2297218	1	06/03/24 21:48	06/03/24 21:48	ACG	Mt. Juliet, TN

CASE NARRATIVE

All sample aliquots were received at the correct temperature, in the proper containers, with the appropriate preservatives, and within method specified holding times, unless qualified or notated within the report. Where applicable, all MDL (LOD) and RDL (LOQ) values reported for environmental samples have been corrected for the dilution factor used in the analysis. All Method and Batch Quality Control are within established criteria except where addressed in this case narrative, a non-conformance form or properly qualified within the sample results. By my digital signature below, I affirm to the best of my knowledge, all problems/anomalies observed by the laboratory as having the potential to affect the quality of the data have been identified by the laboratory, and no information or data have been knowingly withheld that would affect the quality of the data.



Chris McCord
Project Manager

Volatile Organic Compounds (GC/MS) by Method 8260D

Analyte	Result	Qualifier	RDL	Dilution	Analysis	Batch
	ug/l		ug/l		date / time	
Benzene	ND		1.00	1	05/26/2024 23:11	WG2293791
Toluene	ND		1.00	1	05/26/2024 23:11	WG2293791
Ethylbenzene	ND		1.00	1	05/26/2024 23:11	WG2293791
o-Xylene	ND		1.00	1	06/03/2024 23:15	WG2297218
m&p-Xylene	ND		2.00	1	06/03/2024 23:15	WG2297218
Total Xylenes	ND		3.00	1	06/03/2024 23:15	WG2297218
Methyl tert-butyl ether	ND		1.00	1	05/26/2024 23:11	WG2293791
Naphthalene	ND		5.00	1	06/03/2024 23:15	WG2297218
(S) Toluene-d8	*106*		*80.0-120*		*05/26/2024 23:11*	WG2293791
(S) Toluene-d8	*109*		*80.0-120*		*06/03/2024 23:15*	WG2297218
(S) 4-Bromofluorobenzene	*97.1*		*77.0-126*		*05/26/2024 23:11*	WG2293791
(S) 4-Bromofluorobenzene	*115*		*77.0-126*		*06/03/2024 23:15*	WG2297218
(S) 1,2-Dichloroethane-d4	*97.9*		*70.0-130*		*05/26/2024 23:11*	WG2293791
(S) 1,2-Dichloroethane-d4	*106*		*70.0-130*		*06/03/2024 23:15*	WG2297218

Volatile Organic Compounds (GC/MS) by Method 8260D

Analyte	Result	Qualifier	RDL	Dilution	Analysis	Batch
	ug/l		ug/l		date / time	
Benzene	ND		1.00	1	05/26/2024 23:33	WG2293791
Toluene	ND		1.00	1	05/26/2024 23:33	WG2293791
Ethylbenzene	ND		1.00	1	05/26/2024 23:33	WG2293791
o-Xylene	ND		1.00	1	06/03/2024 23:37	WG2297218
m&p-Xylene	ND		2.00	1	06/03/2024 23:37	WG2297218
Total Xylenes	ND		3.00	1	06/03/2024 23:37	WG2297218
Methyl tert-butyl ether	ND		1.00	1	05/26/2024 23:33	WG2293791
Naphthalene	ND		5.00	1	06/03/2024 23:37	WG2297218
(S) Toluene-d8	*102*		*80.0-120*		*05/26/2024 23:33*	WG2293791
(S) Toluene-d8	*109*		*80.0-120*		*06/03/2024 23:37*	WG2297218
(S) 4-Bromofluorobenzene	*93.1*		*77.0-126*		*05/26/2024 23:33*	WG2293791
(S) 4-Bromofluorobenzene	*113*		*77.0-126*		*06/03/2024 23:37*	WG2297218
(S) 1,2-Dichloroethane-d4	*97.2*		*70.0-130*		*05/26/2024 23:33*	WG2293791
(S) 1,2-Dichloroethane-d4	*108*		*70.0-130*		*06/03/2024 23:37*	WG2297218

Volatile Organic Compounds (GC/MS) by Method 8260D

Analyte	Result	Qualifier	RDL	Dilution	Analysis	Batch
	ug/l		ug/l		date / time	
Benzene	ND		1.00	1	05/26/2024 23:55	WG2293791
Toluene	ND		1.00	1	05/26/2024 23:55	WG2293791
Ethylbenzene	ND		1.00	1	05/26/2024 23:55	WG2293791
o-Xylene	ND		1.00	1	06/03/2024 23:59	WG2297218
m&p-Xylene	ND		2.00	1	06/03/2024 23:59	WG2297218
Total Xylenes	ND		3.00	1	06/03/2024 23:59	WG2297218
Methyl tert-butyl ether	ND		1.00	1	05/26/2024 23:55	WG2293791
Naphthalene	ND		5.00	1	06/03/2024 23:59	WG2297218
(S) Toluene-d8	*105*		*80.0-120*		*05/26/2024 23:55*	WG2293791
(S) Toluene-d8	*113*		*80.0-120*		*06/03/2024 23:59*	WG2297218
(S) 4-Bromofluorobenzene	*92.2*		*77.0-126*		*05/26/2024 23:55*	WG2293791
(S) 4-Bromofluorobenzene	*112*		*77.0-126*		*06/03/2024 23:59*	WG2297218
(S) 1,2-Dichloroethane-d4	*99.6*		*70.0-130*		*05/26/2024 23:55*	WG2293791
(S) 1,2-Dichloroethane-d4	*107*		*70.0-130*		*06/03/2024 23:59*	WG2297218

Volatile Organic Compounds (GC/MS) by Method 8260D

Analyte	Result	Qualifier	RDL	Dilution	Analysis	Batch
	ug/l		ug/l		date / time	
Benzene	ND		1.00	1	05/27/2024 00:16	WG2293791
Toluene	ND		1.00	1	05/27/2024 00:16	WG2293791
Ethylbenzene	ND		1.00	1	05/27/2024 00:16	WG2293791
o-Xylene	ND		1.00	1	06/04/2024 00:20	WG2297218
m&p-Xylene	ND		2.00	1	06/04/2024 00:20	WG2297218
Total Xylenes	ND		3.00	1	06/04/2024 00:20	WG2297218
Methyl tert-butyl ether	ND		1.00	1	05/27/2024 00:16	WG2293791
Naphthalene	ND		5.00	1	06/04/2024 00:20	WG2297218
(S) Toluene-d8	*107*		*80.0-120*		*05/27/2024 00:16*	WG2293791
(S) Toluene-d8	*111*		*80.0-120*		*06/04/2024 00:20*	WG2297218
(S) 4-Bromofluorobenzene	*94.6*		*77.0-126*		*05/27/2024 00:16*	WG2293791
(S) 4-Bromofluorobenzene	*114*		*77.0-126*		*06/04/2024 00:20*	WG2297218
(S) 1,2-Dichloroethane-d4	*92.3*		*70.0-130*		*05/27/2024 00:16*	WG2293791
(S) 1,2-Dichloroethane-d4	*105*		*70.0-130*		*06/04/2024 00:20*	WG2297218

Volatile Organic Compounds (GC/MS) by Method 8260D

Analyte	Result	Qualifier	RDL	Dilution	Analysis	Batch
	ug/l		ug/l		date / time	
Benzene	ND		1.00	1	05/27/2024 00:38	WG2293791
Toluene	ND		1.00	1	05/27/2024 00:38	WG2293791
Ethylbenzene	ND		1.00	1	05/27/2024 00:38	WG2293791
o-Xylene	ND		1.00	1	06/04/2024 00:42	WG2297218
m&p-Xylene	ND		2.00	1	06/04/2024 00:42	WG2297218
Total Xylenes	ND		3.00	1	06/04/2024 00:42	WG2297218
Methyl tert-butyl ether	1.07		1.00	1	05/27/2024 00:38	WG2293791
Naphthalene	ND		5.00	1	06/04/2024 00:42	WG2297218
(S) Toluene-d8	*104*		*80.0-120*		*05/27/2024 00:38*	WG2293791
(S) Toluene-d8	*111*		*80.0-120*		*06/04/2024 00:42*	WG2297218
(S) 4-Bromofluorobenzene	*92.3*		*77.0-126*		*05/27/2024 00:38*	WG2293791
(S) 4-Bromofluorobenzene	*113*		*77.0-126*		*06/04/2024 00:42*	WG2297218
(S) 1,2-Dichloroethane-d4	*92.9*		*70.0-130*		*05/27/2024 00:38*	WG2293791
(S) 1,2-Dichloroethane-d4	*108*		*70.0-130*		*06/04/2024 00:42*	WG2297218

Volatile Organic Compounds (GC/MS) by Method 8260D

Analyte	Result	Qualifier	RDL	Dilution	Analysis	Batch
	ug/l		ug/l		date / time	
Benzene	4.37		1.00	1	05/27/2024 01:00	WG2293791
Toluene	ND		1.00	1	05/27/2024 01:00	WG2293791
Ethylbenzene	ND		1.00	1	05/27/2024 01:00	WG2293791
o-Xylene	ND		1.00	1	06/04/2024 01:04	WG2297218
m&p-Xylene	ND		2.00	1	06/04/2024 01:04	WG2297218
Total Xylenes	ND		3.00	1	06/04/2024 01:04	WG2297218
Methyl tert-butyl ether	ND		1.00	1	05/27/2024 01:00	WG2293791
Naphthalene	ND		5.00	1	06/04/2024 01:04	WG2297218
(S) Toluene-d8	*104*		*80.0-120*		*05/27/2024 01:00*	WG2293791
(S) Toluene-d8	*113*		*80.0-120*		*06/04/2024 01:04*	WG2297218
(S) 4-Bromofluorobenzene	*94.3*		*77.0-126*		*05/27/2024 01:00*	WG2293791
(S) 4-Bromofluorobenzene	*111*		*77.0-126*		*06/04/2024 01:04*	WG2297218
(S) 1,2-Dichloroethane-d4	*94.2*		*70.0-130*		*05/27/2024 01:00*	WG2293791
(S) 1,2-Dichloroethane-d4	*106*		*70.0-130*		*06/04/2024 01:04*	WG2297218

Volatile Organic Compounds (GC/MS) by Method 8260D

Analyte	Result ug/l	Qualifier	RDL ug/l	Dilution	Analysis date / time	Batch
Benzene	ND		1.00	1	05/27/2024 01:22	WG2293791
Toluene	ND		1.00	1	05/27/2024 01:22	WG2293791
Ethylbenzene	ND		1.00	1	05/27/2024 01:22	WG2293791
o-Xylene	ND		1.00	1	06/04/2024 01:25	WG2297218
m&p-Xylene	ND		2.00	1	06/04/2024 01:25	WG2297218
Total Xylenes	ND		3.00	1	06/04/2024 01:25	WG2297218
Methyl tert-butyl ether	ND		1.00	1	05/27/2024 01:22	WG2293791
Naphthalene	ND		5.00	1	06/04/2024 01:25	WG2297218
(S) Toluene-d8	*104*		*80.0-120*		*05/27/2024 01:22*	WG2293791
(S) Toluene-d8	*111*		*80.0-120*		*06/04/2024 01:25*	WG2297218
(S) 4-Bromofluorobenzene	*92.9*		*77.0-126*		*05/27/2024 01:22*	WG2293791
(S) 4-Bromofluorobenzene	*111*		*77.0-126*		*06/04/2024 01:25*	WG2297218
(S) 1,2-Dichloroethane-d4	*98.4*		*70.0-130*		*05/27/2024 01:22*	WG2293791
(S) 1,2-Dichloroethane-d4	*109*		*70.0-130*		*06/04/2024 01:25*	WG2297218

Volatile Organic Compounds (GC/MS) by Method 8260D

Analyte	Result ug/l	Qualifier	RDL ug/l	Dilution	Analysis date / time	Batch
Benzene	ND		1.00	1	05/27/2024 01:43	WG2293791
Toluene	ND		1.00	1	05/27/2024 01:43	WG2293791
Ethylbenzene	ND		1.00	1	05/27/2024 01:43	WG2293791
o-Xylene	ND		1.00	1	06/04/2024 01:47	WG2297218
m&p-Xylene	ND		2.00	1	06/04/2024 01:47	WG2297218
Total Xylenes	ND		3.00	1	06/04/2024 01:47	WG2297218
Methyl tert-butyl ether	ND		1.00	1	05/27/2024 01:43	WG2293791
Naphthalene	ND		5.00	1	06/04/2024 01:47	WG2297218
(S) Toluene-d8	*105*		*80.0-120*		*05/27/2024 01:43*	WG2293791
(S) Toluene-d8	*110*		*80.0-120*		*06/04/2024 01:47*	WG2297218
(S) 4-Bromofluorobenzene	*92.3*		*77.0-126*		*05/27/2024 01:43*	WG2293791
(S) 4-Bromofluorobenzene	*110*		*77.0-126*		*06/04/2024 01:47*	WG2297218
(S) 1,2-Dichloroethane-d4	*101*		*70.0-130*		*05/27/2024 01:43*	WG2293791
(S) 1,2-Dichloroethane-d4	*109*		*70.0-130*		*06/04/2024 01:47*	WG2297218

Volatile Organic Compounds (GC/MS) by Method 8260D

Analyte	Result	Qualifier	RDL	Dilution	Analysis	Batch
	ug/l		ug/l		date / time	
Benzene	ND		1.00	1	05/27/2024 02:05	WG2293791
Toluene	ND		1.00	1	05/27/2024 02:05	WG2293791
Ethylbenzene	ND		1.00	1	05/27/2024 02:05	WG2293791
o-Xylene	ND		1.00	1	06/04/2024 02:08	WG2297218
m&p-Xylene	ND		2.00	1	06/04/2024 02:08	WG2297218
Total Xylenes	ND		3.00	1	06/04/2024 02:08	WG2297218
Methyl tert-butyl ether	ND		1.00	1	05/27/2024 02:05	WG2293791
Naphthalene	ND		5.00	1	06/04/2024 02:08	WG2297218
(S) Toluene-d8	*102*		*80.0-120*		*05/27/2024 02:05*	WG2293791
(S) Toluene-d8	*109*		*80.0-120*		*06/04/2024 02:08*	WG2297218
(S) 4-Bromofluorobenzene	*97.9*		*77.0-126*		*05/27/2024 02:05*	WG2293791
(S) 4-Bromofluorobenzene	*114*		*77.0-126*		*06/04/2024 02:08*	WG2297218
(S) 1,2-Dichloroethane-d4	*102*		*70.0-130*		*05/27/2024 02:05*	WG2293791
(S) 1,2-Dichloroethane-d4	*108*		*70.0-130*		*06/04/2024 02:08*	WG2297218

Volatile Organic Compounds (GC/MS) by Method 8260D

Analyte	Result	Qualifier	RDL	Dilution	Analysis	Batch
	ug/l		ug/l		date / time	
Benzene	ND		1.00	1	05/27/2024 02:26	WG2293791
Toluene	ND		1.00	1	05/27/2024 02:26	WG2293791
Ethylbenzene	ND		1.00	1	05/27/2024 02:26	WG2293791
o-Xylene	ND		1.00	1	06/04/2024 02:30	WG2297218
m&p-Xylene	ND		2.00	1	06/04/2024 02:30	WG2297218
Total Xylenes	ND		3.00	1	06/04/2024 02:30	WG2297218
Methyl tert-butyl ether	1.15		1.00	1	05/27/2024 02:26	WG2293791
Naphthalene	ND		5.00	1	06/04/2024 02:30	WG2297218
(S) Toluene-d8	*105*		*80.0-120*		*05/27/2024 02:26*	WG2293791
(S) Toluene-d8	*109*		*80.0-120*		*06/04/2024 02:30*	WG2297218
(S) 4-Bromofluorobenzene	*90.5*		*77.0-126*		*05/27/2024 02:26*	WG2293791
(S) 4-Bromofluorobenzene	*112*		*77.0-126*		*06/04/2024 02:30*	WG2297218
(S) 1,2-Dichloroethane-d4	*100*		*70.0-130*		*05/27/2024 02:26*	WG2293791
(S) 1,2-Dichloroethane-d4	*109*		*70.0-130*		*06/04/2024 02:30*	WG2297218

Volatile Organic Compounds (GC/MS) by Method 8260D

Analyte	Result	Qualifier	RDL	Dilution	Analysis	Batch
	ug/l		ug/l		date / time	
Benzene	ND		1.00	1	05/26/2024 22:27	WG2293791
Toluene	ND		1.00	1	05/26/2024 22:27	WG2293791
Ethylbenzene	ND		1.00	1	05/26/2024 22:27	WG2293791
o-Xylene	ND		1.00	1	06/03/2024 21:48	WG2297218
m&p-Xylene	ND		2.00	1	06/03/2024 21:48	WG2297218
Total Xylenes	ND		3.00	1	06/03/2024 21:48	WG2297218
Methyl tert-butyl ether	ND		1.00	1	05/26/2024 22:27	WG2293791
Naphthalene	ND		5.00	1	06/03/2024 21:48	WG2297218
(S) Toluene-d8	*103*		*80.0-120*		*05/26/2024 22:27*	WG2293791
(S) Toluene-d8	*107*		*80.0-120*		*06/03/2024 21:48*	WG2297218
(S) 4-Bromofluorobenzene	*93.3*		*77.0-126*		*05/26/2024 22:27*	WG2293791
(S) 4-Bromofluorobenzene	*113*		*77.0-126*		*06/03/2024 21:48*	WG2297218
(S) 1,2-Dichloroethane-d4	*94.9*		*70.0-130*		*05/26/2024 22:27*	WG2293791
(S) 1,2-Dichloroethane-d4	*106*		*70.0-130*		*06/03/2024 21:48*	WG2297218

Method Blank (MB)

(MB) R4076360-3 05/26/24 21:44

Analyte	MB Result ug/l	MB Qualifier	MB MDL ug/l	MB RDL ug/l
Benzene	U		0.0941	1.00
Toluene	U		0.278	1.00
Ethylbenzene	U		0.137	1.00
Methyl tert-butyl ether	U		0.101	1.00
(S) Toluene-d8	*102*			*80.0-120*
(S) 4-Bromofluorobenzene	*92.3*			*77.0-126*
(S) 1,2-Dichloroethane-d4	*94.7*			*70.0-130*

Laboratory Control Sample (LCS) • Laboratory Control Sample Duplicate (LCSD)

(LCS) R4076360-1 05/26/24 20:38 • (LCSD) R4076360-2 05/26/24 21:01

Analyte	Spike Amount ug/l	LCS Result ug/l	LCSD Result ug/l	LCS Rec. %	LCSD Rec. %	Rec. Limits %	LCS Qualifier	LCSD Qualifier	RPD %	RPD Limits %
Benzene	5.00	4.20	4.10	84.0	82.0	70.0-130			2.41	20
Toluene	5.00	4.30	4.15	86.0	83.0	70.0-130			3.55	20
Ethylbenzene	5.00	4.12	4.03	82.4	80.6	70.0-130			2.21	20
Methyl tert-butyl ether	5.00	4.03	4.04	80.6	80.8	70.0-130			0.248	20
(S) Toluene-d8				*100*	*104*	*80.0-120*				
(S) 4-Bromofluorobenzene				*101*	*101*	*77.0-126*				
(S) 1,2-Dichloroethane-d4				*90.6*	*89.6*	*70.0-130*				

Method Blank (MB)

(MB) R4077038-3 06/03/24 17:35

Analyte	MB Result ug/l	MB Qualifier	MB MDL ug/l	MB RDL ug/l
o-Xylene	U		0.174	1.00
m&p-Xylene	U		0.430	2.00
Total Xylenes	U		0.174	3.00
Naphthalene	U		1.00	5.00
(S) Toluene-d8	*111*			*80.0-120*
(S) 4-Bromofluorobenzene	*116*			*77.0-126*
(S) 1,2-Dichloroethane-d4	*105*			*70.0-130*

Laboratory Control Sample (LCS) • Laboratory Control Sample Duplicate (LCSD)

(LCS) R4077038-1 06/03/24 16:26 • (LCSD) R4077038-2 06/03/24 16:49

Analyte	Spike Amount ug/l	LCS Result ug/l	LCSD Result ug/l	LCS Rec. %	LCSD Rec. %	Rec. Limits %	LCS Qualifier	LCSD Qualifier	RPD %	RPD Limits %
o-Xylene	5.00	5.14	4.33	103	86.6	70.0-130			17.1	20
m&p-Xylene	10.0	10.5	8.94	105	89.4	70.0-130			16.0	20
Total Xylenes	15.0	15.6	13.3	104	88.7	70.0-130			15.9	20
Naphthalene	5.00	4.46	4.01	89.2	80.2	70.0-130			10.6	20
(S) Toluene-d8				*105*	*109*	*80.0-120*				
(S) 4-Bromofluorobenzene				*119*	*117*	*77.0-126*				
(S) 1,2-Dichloroethane-d4				*119*	*105*	*70.0-130*				

GLOSSARY OF TERMS

Guide to Reading and Understanding Your Laboratory Report

The information below is designed to better explain the various terms used in your report of analytical results from the Laboratory. This is not intended as a comprehensive explanation, and if you have additional questions please contact your project representative.

Results Disclaimer - Information that may be provided by the customer, and contained within this report, include Permit Limits, Project Name, Sample ID, Sample Matrix, Sample Preservation, Field Blanks, Field Spikes, Field Duplicates, On-Site Data, Sampling Collection Dates/Times, and Sampling Location. Results relate to the accuracy of this information provided, and as the samples are received.

Abbreviations and Definitions

MDL	Method Detection Limit.
ND	Not detected at the Reporting Limit (or MDL where applicable).
RDL	Reported Detection Limit.
Rec.	Recovery.
RPD	Relative Percent Difference.
SDG	Sample Delivery Group.
(S)	Surrogate (Surrogate Standard) - Analytes added to every blank, sample, Laboratory Control Sample/Duplicate and Matrix Spike/Duplicate; used to evaluate analytical efficiency by measuring recovery. Surrogates are not expected to be detected in all environmental media.
U	Not detected at the Reporting Limit (or MDL where applicable).
Analyte	The name of the particular compound or analysis performed. Some Analyses and Methods will have multiple analytes reported.
Dilution	If the sample matrix contains an interfering material, the sample preparation volume or weight values differ from the standard, or if concentrations of analytes in the sample are higher than the highest limit of concentration that the laboratory can accurately report, the sample may be diluted for analysis. If a value different than 1 is used in this field, the result reported has already been corrected for this factor.
Limits	These are the target % recovery ranges or % difference value that the laboratory has historically determined as normal for the method and analyte being reported. Successful QC Sample analysis will target all analytes recovered or duplicated within these ranges.
Qualifier	This column provides a letter and/or number designation that corresponds to additional information concerning the result reported. If a Qualifier is present, a definition per Qualifier is provided within the Glossary and Definitions page and potentially a discussion of possible implications of the Qualifier in the Case Narrative if applicable.
Result	The actual analytical final result (corrected for any sample specific characteristics) reported for your sample. If there was no measurable result returned for a specific analyte, the result in this column may state “ND” (Not Detected) or “BDL” (Below Detectable Levels). The information in the results column should always be accompanied by either an MDL (Method Detection Limit) or RDL (Reporting Detection Limit) that defines the lowest value that the laboratory could detect or report for this analyte.
Uncertainty (Radiochemistry)	Confidence level of 2 sigma.
Case Narrative (Cn)	A brief discussion about the included sample results, including a discussion of any non-conformances to protocol observed either at sample receipt by the laboratory from the field or during the analytical process. If present, there will be a section in the Case Narrative to discuss the meaning of any data qualifiers used in the report.
Quality Control Summary (Qc)	This section of the report includes the results of the laboratory quality control analyses required by procedure or analytical methods to assist in evaluating the validity of the results reported for your samples. These analyses are not being performed on your samples typically, but on laboratory generated material.
Sample Chain of Custody (Sc)	This is the document created in the field when your samples were initially collected. This is used to verify the time and date of collection, the person collecting the samples, and the analyses that the laboratory is requested to perform. This chain of custody also documents all persons (excluding commercial shippers) that have had control or possession of the samples from the time of collection until delivery to the laboratory for analysis.
Sample Results (Sr)	This section of your report will provide the results of all testing performed on your samples. These results are provided by sample ID and are separated by the analyses performed on each sample. The header line of each analysis section for each sample will provide the name and method number for the analysis reported.
Sample Summary (Ss)	This section of the Analytical Report defines the specific analyses performed for each sample ID, including the dates and times of preparation and/or analysis.

Qualifier Description

The remainder of this page intentionally left blank, there are no qualifiers applied to this SDG.

ACCREDITATIONS & LOCATIONS

Pace Analytical National 12065 Lebanon Rd Mount Juliet, TN 37122

Alabama	40660	Nebraska	NE-OS-15-05
Alaska	17-026	Nevada	TN000032021-1
Arizona	AZ0612	New Hampshire	2975
Arkansas	88-0469	New Jersey–NELAP	TN002
California	2932	New Mexico [1]	TN00003
Colorado	TN00003	New York	11742
Connecticut	PH-0197	North Carolina	Env375
Florida	E87487	North Carolina [1]	DW21704
Georgia	NELAP	North Carolina [3]	41
Georgia [1]	923	North Dakota	R-140
Idaho	TN00003	Ohio–VAP	CL0069
Illinois	200008	Oklahoma	9915
Indiana	C-TN-01	Oregon	TN200002
Iowa	364	Pennsylvania	68-02979
Kansas	E-10277	Rhode Island	LAO000356
Kentucky [1 6]	KY90010	South Carolina	84004002
Kentucky [2]	16	South Dakota	n/a
Louisiana	AI30792	Tennessee [1 4]	2006
Louisiana	LA018	Texas	T104704245-20-18
Maine	TN00003	Texas [5]	LAB0152
Maryland	324	Utah	TN000032021-11
Massachusetts	M-TN003	Vermont	VT2006
Michigan	9958	Virginia	110033
Minnesota	047-999-395	Washington	C847
Mississippi	TN00003	West Virginia	233
Missouri	340	Wisconsin	998093910
Montana	CERT0086	Wyoming	A2LA
A2LA – ISO 17025	1461.01	AIHA-LAP,LLC EMLAP	100789
A2LA – ISO 17025 [5]	1461.02	DOD	1461.01
Canada	1461.01	USDA	P330-15-00234
EPA–Crypto	TN00003		

[1] Drinking Water [2] Underground Storage Tanks [3] Aquatic Toxicity [4] Chemical/Microbiological [5] Mold [6] Wastewater n/a Accreditation not applicable

* Not all certifications held by the laboratory are applicable to the results reported in the attached report.

* Accreditation is only applicable to the test methods specified on each scope of accreditation held by Pace Analytical.

Company Name/Address:
Kinder Morgan- Atlanta, GA

Ten 10th Street NW
Suite 1400
Atlanta. GA 30309

Billing Information:
Accounts Payable
1000 Windward Concourse
Ste 450
Alpharetta, GA 30005

Pres Chk

Report to: **Bethany Garvey**

Email To: **bethany.garvey@jacobs.com;tom.wiley@jacobs**

Project Description: **Lewis Drive Surface Water**

City/State Collected: Belton, SC

Please Circle: PT MT CT (ET)

Phone: **404-751-5651**

Client Project #

Lab Project # **KINCH2MGA-LEWIS**

Collected by (print): Alex Furness

Site/Facility ID # **KM_LEWISDR**

P.O. # **WD1106937**

Collected by (signature):

Immediately Packed on Ice N ___ Y X

Rush? (Lab MUST Be Notified)
___ Same Day ___ Five Day
___ Next Day ___ 5 Day (Rad Only)
___ Two Day ___ 10 Day (Rad Only)
___ Three Day

Quote #

Date Results Needed

Analysis / Container / Preservative

V8260BTEXMNSC 40mlAmb-HCl

Sample ID	Comp/Grab	Matrix *	Depth	Date	Time	No. of Cntrs	V8260BTEXMNSC 40mlAmb-HCl	Remarks	Sample # (lab only)
SW11-052124	Grab	GW		5/21/24	0940	3	X		-01
SW10-052124		GW			0950	3	X		-02
SW09-052124		GW			1006	3	X		-03
SW08-052124		GW			1010	3	X		-04
SW04-052124		GW			1025	3	X		-05
SW02-052124		GW			1030	3	X		-06
SW07-052124		GW			1040	3	X		-07
SW03-052124		GW			1055	3	X		-08
SW05-052124		GW			1110	3	X		-09
SW14-052124		GW		5/21/24	1120	3	X		-10

Chain of Custody Page 1 of 2

Pace
PEOPLE ADVANCING SCIENCE

MT JULIET, TN

12065 Lebanon Rd Mount Juliet, TN 37122
Submitting a sample via this chain of custody constitutes acknowledgment and acceptance of the Pace Terms and Conditions found at: https://info.pacelabs.com/hubfs/pas-standard-terms.pdf

SDG # 173925

B118

Acctnum: **KINCH2MGA**
Template: **T241536**
Prelogin: **P1076101**
PM: **526 - Chris McCord**
PB: LM 5/15/24
Shipped Via: **FedEX Ground**

* Matrix:
SS - Soil **AIR** - Air **F** - Filter
GW - Groundwater **B** - Bioassay
WW - WasteWater
DW - Drinking Water
OT - Other_____

Remarks:V8260BTEXMNSC = BTEX + Naphthalene + MTBE

pH _____ Temp _____

Flow _____ Other _____

Samples returned via:
__ UPS __ FedEx __ Courier _____

Tracking # 7411 4522 5990

Sample Receipt Checklist

COC Seal Present/Intact:	NP	Y N
COC Signed/Accurate:		Y N
Bottles arrive intact:		Y N
Correct bottles used:		Y N
Sufficient volume sent:		Y N
If Applicable		
VOA Zero Headspace:		Y N
Preservation Correct/Checked:		Y N
RAD Screen <0.5 mR/hr:		Y N

Relinquished by : (Signature)	Date:	Time:	Received by: (Signature)	Trip Blank Received: Yes / No HCL / MeoH TBR	If preservation required by Login: Date/Time
	5/21/24	1700			
Relinquished by : (Signature)	Date:	Time:	Received by: (Signature)	Temp: 6.0/4.0 °C Bottles Received: 2.0+0.1=2.1 30	
Relinquished by : (Signature)	Date:	Time:	Received for lab by: (Signature) Alexa Mitchell	Date: 5/22/24 Time: 0900	Hold: Condition: NCF / OK

Company Name/Address:
Kinder Morgan- Atlanta, GA

Ten 10th Street NW
Suite 1400
Atlanta. GA 30309

Billing Information:
Accounts Payable
1000 Windward Concourse
Ste 450
Alpharetta, GA 30005

Pres Chk: X

Report to: Bethany Garvey

Email To: bethany.garvey@jacobs.com;tom.wiley@jacobs

Project Description: Lewis Drive Surface Water

City/State Collected: Belton, SC

Please Circle: PT MT CT ET

Phone: 404-751-5651

Client Project #

Lab Project # KINCH2MGA-LEWIS

Collected by (print): Alex Furness

Site/Facility ID # KM_LEWISDR

P.O. # WD1106937

Collected by (signature):

Immediately Packed on Ice N ___ Y X

Rush? (Lab MUST Be Notified)
___ Same Day ___ Five Day
___ Next Day ___ 5 Day (Rad Only)
___ Two Day ___ 10 Day (Rad Only)
___ Three Day

Quote #

Date Results Needed

Analysis / Container / Preservative

Chain of Custody Page 2 of 2

Pace PEOPLE ADVANCING SCIENCE

MT JULIET, TN

12065 Lebanon Rd Mount Juliet, TN 37122
Submitting a sample via this chain of custody constitutes acknowledgment and acceptance of the Pace Terms and Conditions found at: https://info.pacelabs.com/hubfs/pas-standard-terms.pdf

SDG # 1739252

Table #

Acctnum: KINCH2MGA
Template: T241536
Prelogin: P1076101
PM: 526 - Chris McCord
PB: LM 5/15/24
Shipped Via: FedEX Ground

Sample ID	Comp/Grab	Matrix *	Depth	Date	Time	No. of Cntrs	V8260BTEXMNSC 40mlAmb-HCl	trip blank								Remarks	Sample # (lab only)
TB-01		GW		5/21/24	—	1	X	X									-11
		GW				3	X										
		GW				3	X										
		GW				3	X										
		GW				3	X										

* Matrix:
SS - Soil AIR - Air F - Filter
GW - Groundwater B - Bioassay
WW - WasteWater
DW - Drinking Water
OT - Other_____

Remarks: V8260BTEXMNSC = BTEX + Naphthalene + MTBE

pH _____ Temp _____
Flow _____ Other _____

Samples returned via: __ UPS __ FedEx __ Courier _____

Tracking # 7411 4582 5990

Sample Receipt Checklist
COC Seal Present/Intact: __NP ✓Y __N
COC Signed/Accurate: ✓Y __N
Bottles arrive intact: ✓Y __N
Correct bottles used: ✓Y __N
Sufficient volume sent: ✓Y __N
If Applicable
VOA Zero Headspace: __Y __N
Preservation Correct/Checked: __Y __N
RAD Screen <0.5 mR/hr: ✓Y __N

Relinquished by : (Signature)	Date:	Time:	Received by: (Signature)	Trip Blank Received: Yes / No HCL / MeoH TBR
[signature]	5/21/24	1700		✓

Relinquished by : (Signature)	Date:	Time:	Received by: (Signature)	Temp: EDA6 °C Bottles Received: 2.0 tol=2.1 30	If preservation required by Login: Date/Time

Relinquished by : (Signature)	Date:	Time:	Received for lab by: (Signature)	Date:	Time:	Hold:	Condition: NCF / OK
			alexa mitchell	5/22/24	0900		OK

ANALYTICAL REPORT

June 26, 2024

Kinder Morgan- Atlanta, GA

Sample Delivery Group:	L1746112
Samples Received:	06/12/2024
Project Number:	KMLDMR 24
Description:	Lewis Drive Surface Water
Site:	KM_LEWISDR
Report To:	Bethany Garvey Ten 10th Street NW Suite 1400 Atlanta, GA 30309

Entire Report Reviewed By:

Chris McCord
Project Manager

Results relate only to the items tested or calibrated and are reported as rounded values. This test report shall not be reproduced, except in full, without written approval of the laboratory. Where applicable, sampling conducted by Pace Analytical National is performed per guidance provided in laboratory standard operating procedures ENV-SOP-MTJL-0067 and ENV-SOP-MTJL-0068. Where sampling conducted by the customer, results relate to the accuracy of the information provided, and as the samples are received.



Pace Analytical National
12065 Lebanon Rd Mount Juliet, TN 37122 615-758-5858 800-767-5859 mydata.pacelabs.com

TABLE OF CONTENTS

Cp: Cover Page 1

Tc: Table of Contents 2

Ss: Sample Summary 3

Cn: Case Narrative 5

Sr: Sample Results 6

SW11-061124 L1746112-01 6

SW10-061124 L1746112-02 7

SW09-061124 L1746112-03 8

SW08-061124 L1746112-04 9

SW14-061124 L1746112-05 10

SW04-061124 L1746112-06 11

SW02-061124 L1746112-07 12

SW07-061124 L1746112-08 13

SW03-061124 L1746112-09 14

TB01-061124 L1746112-10 15

Qc: Quality Control Summary 16

Volatile Organic Compounds (GC/MS) by Method 8260D 16

Gl: Glossary of Terms 17

Al: Accreditations & Locations 18

Sc: Sample Chain of Custody 19

SW11-061124 L1746112-01 GW

Collected by: T. Hall | Collected date/time: 06/11/24 10:10 | Received date/time: 06/12/24 09:00

Method	Batch	Dilution	Preparation date/time	Analysis date/time	Analyst	Location
Volatile Organic Compounds (GC/MS) by Method 8260D	WG2306176	1	06/19/24 02:59	06/19/24 02:59	JAH	Mt. Juliet, TN

SW10-061124 L1746112-02 GW

Collected by: T. Hall | Collected date/time: 06/11/24 10:20 | Received date/time: 06/12/24 09:00

Method	Batch	Dilution	Preparation date/time	Analysis date/time	Analyst	Location
Volatile Organic Compounds (GC/MS) by Method 8260D	WG2306176	1	06/19/24 03:18	06/19/24 03:18	JAH	Mt. Juliet, TN

SW09-061124 L1746112-03 GW

Collected by: T. Hall | Collected date/time: 06/11/24 10:35 | Received date/time: 06/12/24 09:00

Method	Batch	Dilution	Preparation date/time	Analysis date/time	Analyst	Location
Volatile Organic Compounds (GC/MS) by Method 8260D	WG2306176	1	06/19/24 03:37	06/19/24 03:37	JAH	Mt. Juliet, TN

SW08-061124 L1746112-04 GW

Collected by: T. Hall | Collected date/time: 06/11/24 10:40 | Received date/time: 06/12/24 09:00

Method	Batch	Dilution	Preparation date/time	Analysis date/time	Analyst	Location
Volatile Organic Compounds (GC/MS) by Method 8260D	WG2306176	1	06/19/24 03:56	06/19/24 03:56	JAH	Mt. Juliet, TN

SW14-061124 L1746112-05 GW

Collected by: T. Hall | Collected date/time: 06/11/24 11:25 | Received date/time: 06/12/24 09:00

Method	Batch	Dilution	Preparation date/time	Analysis date/time	Analyst	Location
Volatile Organic Compounds (GC/MS) by Method 8260D	WG2306176	1	06/19/24 04:15	06/19/24 04:15	JAH	Mt. Juliet, TN

SW04-061124 L1746112-06 GW

Collected by: T. Hall | Collected date/time: 06/11/24 11:55 | Received date/time: 06/12/24 09:00

Method	Batch	Dilution	Preparation date/time	Analysis date/time	Analyst	Location
Volatile Organic Compounds (GC/MS) by Method 8260D	WG2306176	1	06/19/24 04:34	06/19/24 04:34	JAH	Mt. Juliet, TN

SW02-061124 L1746112-07 GW

Collected by: T. Hall | Collected date/time: 06/11/24 12:05 | Received date/time: 06/12/24 09:00

Method	Batch	Dilution	Preparation date/time	Analysis date/time	Analyst	Location
Volatile Organic Compounds (GC/MS) by Method 8260D	WG2306176	1	06/19/24 04:52	06/19/24 04:52	JAH	Mt. Juliet, TN

SW07-061124 L1746112-08 GW

Collected by: T. Hall | Collected date/time: 06/11/24 12:10 | Received date/time: 06/12/24 09:00

Method	Batch	Dilution	Preparation date/time	Analysis date/time	Analyst	Location
Volatile Organic Compounds (GC/MS) by Method 8260D	WG2306176	1	06/19/24 05:11	06/19/24 05:11	JAH	Mt. Juliet, TN

SW03-061124 L1746112-09 GW

Collected by: T. Hall
Collected date/time: 06/11/24 12:25
Received date/time: 06/12/24 09:00

Method	Batch	Dilution	Preparation date/time	Analysis date/time	Analyst	Location
Volatile Organic Compounds (GC/MS) by Method 8260D	WG2306176	1	06/19/24 05:29	06/19/24 05:29	JAH	Mt. Juliet, TN

TB01-061124 L1746112-10 GW

Collected by: T. Hall
Collected date/time: 06/11/24 00:00
Received date/time: 06/12/24 09:00

Method	Batch	Dilution	Preparation date/time	Analysis date/time	Analyst	Location
Volatile Organic Compounds (GC/MS) by Method 8260D	WG2306176	1	06/19/24 00:47	06/19/24 00:47	JAH	Mt. Juliet, TN

CASE NARRATIVE

All sample aliquots were received at the correct temperature, in the proper containers, with the appropriate preservatives, and within method specified holding times, unless qualified or notated within the report. Where applicable, all MDL (LOD) and RDL (LOQ) values reported for environmental samples have been corrected for the dilution factor used in the analysis. All Method and Batch Quality Control are within established criteria except where addressed in this case narrative, a non-conformance form or properly qualified within the sample results. By my digital signature below, I affirm to the best of my knowledge, all problems/anomalies observed by the laboratory as having the potential to affect the quality of the data have been identified by the laboratory, and no information or data have been knowingly withheld that would affect the quality of the data.



Chris McCord
Project Manager

Volatile Organic Compounds (GC/MS) by Method 8260D

Analyte	Result	Qualifier	RDL	Dilution	Analysis	Batch
	ug/l		ug/l		date / time	
Benzene	ND		1.00	1	06/19/2024 02:59	WG2306176
Toluene	ND		1.00	1	06/19/2024 02:59	WG2306176
Ethylbenzene	ND		1.00	1	06/19/2024 02:59	WG2306176
o-Xylene	ND		1.00	1	06/19/2024 02:59	WG2306176
m&p-Xylene	ND		2.00	1	06/19/2024 02:59	WG2306176
Total Xylenes	ND		3.00	1	06/19/2024 02:59	WG2306176
Methyl tert-butyl ether	ND		1.00	1	06/19/2024 02:59	WG2306176
Naphthalene	ND		5.00	1	06/19/2024 02:59	WG2306176
(S) Toluene-d8	*100*		*80.0-120*		*06/19/2024 02:59*	WG2306176
(S) 4-Bromofluorobenzene	*96.1*		*77.0-126*		*06/19/2024 02:59*	WG2306176
(S) 1,2-Dichloroethane-d4	*103*		*70.0-130*		*06/19/2024 02:59*	WG2306176

Volatile Organic Compounds (GC/MS) by Method 8260D

Analyte	Result	Qualifier	RDL	Dilution	Analysis	Batch
	ug/l		ug/l		date / time	
Benzene	ND		1.00	1	06/19/2024 03:18	WG2306176
Toluene	ND		1.00	1	06/19/2024 03:18	WG2306176
Ethylbenzene	ND		1.00	1	06/19/2024 03:18	WG2306176
o-Xylene	ND		1.00	1	06/19/2024 03:18	WG2306176
m&p-Xylene	ND		2.00	1	06/19/2024 03:18	WG2306176
Total Xylenes	ND		3.00	1	06/19/2024 03:18	WG2306176
Methyl tert-butyl ether	ND		1.00	1	06/19/2024 03:18	WG2306176
Naphthalene	ND		5.00	1	06/19/2024 03:18	WG2306176
(S) Toluene-d8	*101*		*80.0-120*		*06/19/2024 03:18*	WG2306176
(S) 4-Bromofluorobenzene	*97.4*		*77.0-126*		*06/19/2024 03:18*	WG2306176
(S) 1,2-Dichloroethane-d4	*101*		*70.0-130*		*06/19/2024 03:18*	WG2306176

Volatile Organic Compounds (GC/MS) by Method 8260D

Analyte	Result	Qualifier	RDL	Dilution	Analysis	Batch
	ug/l		ug/l		date / time	
Benzene	ND		1.00	1	06/19/2024 03:37	WG2306176
Toluene	ND		1.00	1	06/19/2024 03:37	WG2306176
Ethylbenzene	ND		1.00	1	06/19/2024 03:37	WG2306176
o-Xylene	ND		1.00	1	06/19/2024 03:37	WG2306176
m&p-Xylene	ND		2.00	1	06/19/2024 03:37	WG2306176
Total Xylenes	ND		3.00	1	06/19/2024 03:37	WG2306176
Methyl tert-butyl ether	ND		1.00	1	06/19/2024 03:37	WG2306176
Naphthalene	ND		5.00	1	06/19/2024 03:37	WG2306176
(S) Toluene-d8	*102*		*80.0-120*		*06/19/2024 03:37*	WG2306176
(S) 4-Bromofluorobenzene	*98.9*		*77.0-126*		*06/19/2024 03:37*	WG2306176
(S) 1,2-Dichloroethane-d4	*103*		*70.0-130*		*06/19/2024 03:37*	WG2306176

Volatile Organic Compounds (GC/MS) by Method 8260D

Analyte	Result	Qualifier	RDL	Dilution	Analysis	Batch
	ug/l		ug/l		date / time	
Benzene	ND		1.00	1	06/19/2024 03:56	WG2306176
Toluene	ND		1.00	1	06/19/2024 03:56	WG2306176
Ethylbenzene	ND		1.00	1	06/19/2024 03:56	WG2306176
o-Xylene	ND		1.00	1	06/19/2024 03:56	WG2306176
m&p-Xylene	ND		2.00	1	06/19/2024 03:56	WG2306176
Total Xylenes	ND		3.00	1	06/19/2024 03:56	WG2306176
Methyl tert-butyl ether	ND		1.00	1	06/19/2024 03:56	WG2306176
Naphthalene	ND		5.00	1	06/19/2024 03:56	WG2306176
(S) Toluene-d8	*101*		*80.0-120*		*06/19/2024 03:56*	WG2306176
(S) 4-Bromofluorobenzene	*100*		*77.0-126*		*06/19/2024 03:56*	WG2306176
(S) 1,2-Dichloroethane-d4	*102*		*70.0-130*		*06/19/2024 03:56*	WG2306176

Volatile Organic Compounds (GC/MS) by Method 8260D

Analyte	Result	Qualifier	RDL	Dilution	Analysis	Batch
	ug/l		ug/l		date / time	
Benzene	ND		1.00	1	06/19/2024 04:15	WG2306176
Toluene	ND		1.00	1	06/19/2024 04:15	WG2306176
Ethylbenzene	ND		1.00	1	06/19/2024 04:15	WG2306176
o-Xylene	ND		1.00	1	06/19/2024 04:15	WG2306176
m&p-Xylene	ND		2.00	1	06/19/2024 04:15	WG2306176
Total Xylenes	ND		3.00	1	06/19/2024 04:15	WG2306176
Methyl tert-butyl ether	ND		1.00	1	06/19/2024 04:15	WG2306176
Naphthalene	ND		5.00	1	06/19/2024 04:15	WG2306176
(S) Toluene-d8	*102*		*80.0-120*		*06/19/2024 04:15*	WG2306176
(S) 4-Bromofluorobenzene	*95.5*		*77.0-126*		*06/19/2024 04:15*	WG2306176
(S) 1,2-Dichloroethane-d4	*109*		*70.0-130*		*06/19/2024 04:15*	WG2306176

Volatile Organic Compounds (GC/MS) by Method 8260D

Analyte	Result	Qualifier	RDL	Dilution	Analysis	Batch
	ug/l		ug/l		date / time	
Benzene	ND		1.00	1	06/19/2024 04:34	WG2306176
Toluene	ND		1.00	1	06/19/2024 04:34	WG2306176
Ethylbenzene	ND		1.00	1	06/19/2024 04:34	WG2306176
o-Xylene	ND		1.00	1	06/19/2024 04:34	WG2306176
m&p-Xylene	ND		2.00	1	06/19/2024 04:34	WG2306176
Total Xylenes	ND		3.00	1	06/19/2024 04:34	WG2306176
Methyl tert-butyl ether	ND		1.00	1	06/19/2024 04:34	WG2306176
Naphthalene	ND		5.00	1	06/19/2024 04:34	WG2306176
(S) Toluene-d8	*102*		*80.0-120*		*06/19/2024 04:34*	WG2306176
(S) 4-Bromofluorobenzene	*97.6*		*77.0-126*		*06/19/2024 04:34*	WG2306176
(S) 1,2-Dichloroethane-d4	*107*		*70.0-130*		*06/19/2024 04:34*	WG2306176

Volatile Organic Compounds (GC/MS) by Method 8260D

Analyte	Result	Qualifier	RDL	Dilution	Analysis	Batch
	ug/l		ug/l		date / time	
Benzene	4.49		1.00	1	06/19/2024 04:52	WG2306176
Toluene	ND		1.00	1	06/19/2024 04:52	WG2306176
Ethylbenzene	ND		1.00	1	06/19/2024 04:52	WG2306176
o-Xylene	ND		1.00	1	06/19/2024 04:52	WG2306176
m&p-Xylene	ND		2.00	1	06/19/2024 04:52	WG2306176
Total Xylenes	ND		3.00	1	06/19/2024 04:52	WG2306176
Methyl tert-butyl ether	1.32		1.00	1	06/19/2024 04:52	WG2306176
Naphthalene	ND		5.00	1	06/19/2024 04:52	WG2306176
(S) Toluene-d8	*102*		*80.0-120*		*06/19/2024 04:52*	WG2306176
(S) 4-Bromofluorobenzene	*96.8*		*77.0-126*		*06/19/2024 04:52*	WG2306176
(S) 1,2-Dichloroethane-d4	*105*		*70.0-130*		*06/19/2024 04:52*	WG2306176

Volatile Organic Compounds (GC/MS) by Method 8260D

Analyte	Result	Qualifier	RDL	Dilution	Analysis	Batch
	ug/l		ug/l		date / time	
Benzene	ND		1.00	1	06/19/2024 05:11	WG2306176
Toluene	ND		1.00	1	06/19/2024 05:11	WG2306176
Ethylbenzene	ND		1.00	1	06/19/2024 05:11	WG2306176
o-Xylene	ND		1.00	1	06/19/2024 05:11	WG2306176
m&p-Xylene	ND		2.00	1	06/19/2024 05:11	WG2306176
Total Xylenes	ND		3.00	1	06/19/2024 05:11	WG2306176
Methyl tert-butyl ether	ND		1.00	1	06/19/2024 05:11	WG2306176
Naphthalene	ND		5.00	1	06/19/2024 05:11	WG2306176
(S) Toluene-d8	*101*		*80.0-120*		*06/19/2024 05:11*	WG2306176
(S) 4-Bromofluorobenzene	*95.7*		*77.0-126*		*06/19/2024 05:11*	WG2306176
(S) 1,2-Dichloroethane-d4	*100*		*70.0-130*		*06/19/2024 05:11*	WG2306176

Volatile Organic Compounds (GC/MS) by Method 8260D

Analyte	Result	Qualifier	RDL	Dilution	Analysis	Batch
	ug/l		ug/l		date / time	
Benzene	ND		1.00	1	06/19/2024 05:29	WG2306176
Toluene	ND		1.00	1	06/19/2024 05:29	WG2306176
Ethylbenzene	ND		1.00	1	06/19/2024 05:29	WG2306176
o-Xylene	ND		1.00	1	06/19/2024 05:29	WG2306176
m&p-Xylene	ND		2.00	1	06/19/2024 05:29	WG2306176
Total Xylenes	ND		3.00	1	06/19/2024 05:29	WG2306176
Methyl tert-butyl ether	ND		1.00	1	06/19/2024 05:29	WG2306176
Naphthalene	ND		5.00	1	06/19/2024 05:29	WG2306176
(S) Toluene-d8	*103*		*80.0-120*		*06/19/2024 05:29*	WG2306176
(S) 4-Bromofluorobenzene	*96.7*		*77.0-126*		*06/19/2024 05:29*	WG2306176
(S) 1,2-Dichloroethane-d4	*93.9*		*70.0-130*		*06/19/2024 05:29*	WG2306176

Volatile Organic Compounds (GC/MS) by Method 8260D

Analyte	Result	Qualifier	RDL	Dilution	Analysis	Batch
	ug/l		ug/l		date / time	
Benzene	ND		1.00	1	06/19/2024 00:47	WG2306176
Toluene	ND		1.00	1	06/19/2024 00:47	WG2306176
Ethylbenzene	ND		1.00	1	06/19/2024 00:47	WG2306176
o-Xylene	ND		1.00	1	06/19/2024 00:47	WG2306176
m&p-Xylene	ND		2.00	1	06/19/2024 00:47	WG2306176
Total Xylenes	ND		3.00	1	06/19/2024 00:47	WG2306176
Methyl tert-butyl ether	ND		1.00	1	06/19/2024 00:47	WG2306176
Naphthalene	ND		5.00	1	06/19/2024 00:47	WG2306176
(S) Toluene-d8	*103*		*80.0-120*		*06/19/2024 00:47*	WG2306176
(S) 4-Bromofluorobenzene	*100*		*77.0-126*		*06/19/2024 00:47*	WG2306176
(S) 1,2-Dichloroethane-d4	*101*		*70.0-130*		*06/19/2024 00:47*	WG2306176

Method Blank (MB)

(MB) R4083746-3 06/18/24 23:51

Analyte	MB Result ug/l	MB Qualifier	MB MDL ug/l	MB RDL ug/l
Benzene	U		0.0941	1.00
Toluene	U		0.278	1.00
Ethylbenzene	U		0.137	1.00
o-Xylene	U		0.174	1.00
m&p-Xylene	U		0.430	2.00
Total Xylenes	U		0.174	3.00
Methyl tert-butyl ether	U		0.101	1.00
Naphthalene	U		1.00	5.00
(S) Toluene-d8	*99.6*			*80.0-120*
(S) 4-Bromofluorobenzene	*102*			*77.0-126*
(S) 1,2-Dichloroethane-d4	*112*			*70.0-130*

Laboratory Control Sample (LCS) • Laboratory Control Sample Duplicate (LCSD)

(LCS) R4083746-1 06/18/24 22:33 • (LCSD) R4083746-2 06/18/24 22:52

Analyte	Spike Amount ug/l	LCS Result ug/l	LCSD Result ug/l	LCS Rec. %	LCSD Rec. %	Rec. Limits %	LCS Qualifier	LCSD Qualifier	RPD %	RPD Limits %
Benzene	5.00	5.07	5.06	101	101	70.0-130			0.197	20
Toluene	5.00	4.82	4.66	96.4	93.2	70.0-130			3.38	20
Ethylbenzene	5.00	4.60	4.41	92.0	88.2	70.0-130			4.22	20
o-Xylene	5.00	4.42	4.37	88.4	87.4	70.0-130			1.14	20
m&p-Xylene	10.0	9.45	9.08	94.5	90.8	70.0-130			3.99	20
Total Xylenes	15.0	13.9	13.5	92.7	90.0	70.0-130			2.92	20
Methyl tert-butyl ether	5.00	4.85	4.15	97.0	83.0	70.0-130			15.6	20
Naphthalene	5.00	4.54	4.50	90.8	90.0	70.0-130			0.885	20
(S) Toluene-d8				*101*	*99.7*	*80.0-120*				
(S) 4-Bromofluorobenzene				*97.3*	*97.9*	*77.0-126*				
(S) 1,2-Dichloroethane-d4				*98.8*	*102*	*70.0-130*				

GLOSSARY OF TERMS

Guide to Reading and Understanding Your Laboratory Report

The information below is designed to better explain the various terms used in your report of analytical results from the Laboratory. This is not intended as a comprehensive explanation, and if you have additional questions please contact your project representative.

Results Disclaimer - Information that may be provided by the customer, and contained within this report, include Permit Limits, Project Name, Sample ID, Sample Matrix, Sample Preservation, Field Blanks, Field Spikes, Field Duplicates, On-Site Data, Sampling Collection Dates/Times, and Sampling Location. Results relate to the accuracy of this information provided, and as the samples are received.

Abbreviations and Definitions

MDL	Method Detection Limit.
ND	Not detected at the Reporting Limit (or MDL where applicable).
RDL	Reported Detection Limit.
Rec.	Recovery.
RPD	Relative Percent Difference.
SDG	Sample Delivery Group.
(S)	Surrogate (Surrogate Standard) - Analytes added to every blank, sample, Laboratory Control Sample/Duplicate and Matrix Spike/Duplicate; used to evaluate analytical efficiency by measuring recovery. Surrogates are not expected to be detected in all environmental media.
U	Not detected at the Reporting Limit (or MDL where applicable).
Analyte	The name of the particular compound or analysis performed. Some Analyses and Methods will have multiple analytes reported.
Dilution	If the sample matrix contains an interfering material, the sample preparation volume or weight values differ from the standard, or if concentrations of analytes in the sample are higher than the highest limit of concentration that the laboratory can accurately report, the sample may be diluted for analysis. If a value different than 1 is used in this field, the result reported has already been corrected for this factor.
Limits	These are the target % recovery ranges or % difference value that the laboratory has historically determined as normal for the method and analyte being reported. Successful QC Sample analysis will target all analytes recovered or duplicated within these ranges.
Qualifier	This column provides a letter and/or number designation that corresponds to additional information concerning the result reported. If a Qualifier is present, a definition per Qualifier is provided within the Glossary and Definitions page and potentially a discussion of possible implications of the Qualifier in the Case Narrative if applicable.
Result	The actual analytical final result (corrected for any sample specific characteristics) reported for your sample. If there was no measurable result returned for a specific analyte, the result in this column may state “ND” (Not Detected) or “BDL” (Below Detectable Levels). The information in the results column should always be accompanied by either an MDL (Method Detection Limit) or RDL (Reporting Detection Limit) that defines the lowest value that the laboratory could detect or report for this analyte.
Uncertainty (Radiochemistry)	Confidence level of 2 sigma.
Case Narrative (Cn)	A brief discussion about the included sample results, including a discussion of any non-conformances to protocol observed either at sample receipt by the laboratory from the field or during the analytical process. If present, there will be a section in the Case Narrative to discuss the meaning of any data qualifiers used in the report.
Quality Control Summary (Qc)	This section of the report includes the results of the laboratory quality control analyses required by procedure or analytical methods to assist in evaluating the validity of the results reported for your samples. These analyses are not being performed on your samples typically, but on laboratory generated material.
Sample Chain of Custody (Sc)	This is the document created in the field when your samples were initially collected. This is used to verify the time and date of collection, the person collecting the samples, and the analyses that the laboratory is requested to perform. This chain of custody also documents all persons (excluding commercial shippers) that have had control or possession of the samples from the time of collection until delivery to the laboratory for analysis.
Sample Results (Sr)	This section of your report will provide the results of all testing performed on your samples. These results are provided by sample ID and are separated by the analyses performed on each sample. The header line of each analysis section for each sample will provide the name and method number for the analysis reported.
Sample Summary (Ss)	This section of the Analytical Report defines the specific analyses performed for each sample ID, including the dates and times of preparation and/or analysis.

Qualifier	Description
	The remainder of this page intentionally left blank, there are no qualifiers applied to this SDG.

ACCREDITATIONS & LOCATIONS

Pace Analytical National 12065 Lebanon Rd Mount Juliet, TN 37122

Alabama	40660	Nebraska	NE-OS-15-05
Alaska	17-026	Nevada	TN000032021-1
Arizona	AZ0612	New Hampshire	2975
Arkansas	88-0469	New Jersey–NELAP	TN002
California	2932	New Mexico [1]	TN00003
Colorado	TN00003	New York	11742
Connecticut	PH-0197	North Carolina	Env375
Florida	E87487	North Carolina [1]	DW21704
Georgia	NELAP	North Carolina [3]	41
Georgia [1]	923	North Dakota	R-140
Idaho	TN00003	Ohio–VAP	CL0069
Illinois	200008	Oklahoma	9915
Indiana	C-TN-01	Oregon	TN200002
Iowa	364	Pennsylvania	68-02979
Kansas	E-10277	Rhode Island	LAO000356
Kentucky [1 6]	KY90010	South Carolina	84004002
Kentucky [2]	16	South Dakota	n/a
Louisiana	AI30792	Tennessee [1 4]	2006
Louisiana	LA018	Texas	T104704245-20-18
Maine	TN00003	Texas [5]	LAB0152
Maryland	324	Utah	TN000032021-11
Massachusetts	M-TN003	Vermont	VT2006
Michigan	9958	Virginia	110033
Minnesota	047-999-395	Washington	C847
Mississippi	TN00003	West Virginia	233
Missouri	340	Wisconsin	998093910
Montana	CERT0086	Wyoming	A2LA
A2LA – ISO 17025	1461.01	AIHA-LAP,LLC EMLAP	100789
A2LA – ISO 17025 [5]	1461.02	DOD	1461.01
Canada	1461.01	USDA	P330-15-00234
EPA–Crypto	TN00003		

[1] Drinking Water [2] Underground Storage Tanks [3] Aquatic Toxicity [4] Chemical/Microbiological [5] Mold [6] Wastewater n/a Accreditation not applicable

* Not all certifications held by the laboratory are applicable to the results reported in the attached report.

* Accreditation is only applicable to the test methods specified on each scope of accreditation held by Pace Analytical.

Company Name/Address:
Kinder Morgan- Atlanta, GA

Ten 10th Street NW
Suite 1400
Atlanta. GA 30309

Billing Information:
Accounts Payable
1000 Windward Concourse
Ste 450
Alpharetta, GA 30005

Pres Chk

Report to: Bethany Garvey

Email To: bethany.garvey@jacobs.com;tom.wiley@jacobs

Project Description: Lewis Drive Surface Water

City/State Collected: BELTON, SC

Please Circle: PT MT CT ET

Phone: 404-751-5651

Client Project # KM LDMR 24

Lab Project # KINCH2MGA-LEWIS

Collected by (print): T.HALL

Site/Facility ID # KM_LEWISDR

P.O. # WD1106937

Collected by (signature):

Immediately Packed on Ice N ___ Y ✓

Rush? (Lab MUST Be Notified)
___ Same Day ___ Five Day
___ Next Day ___ 5 Day (Rad Only)
___ Two Day ✓ 10 Day (Rad Only)
___ Three Day

Quote #

Date Results Needed

Analysis / Container / Preservative

Chain of Custody Page 1 of 1

Pace PEOPLE ADVANCING SCIENCE

MT JULIET, TN

12065 Lebanon Rd Mount Juliet, TN 37122
Submitting a sample via this chain of custody constitutes acknowledgment and acceptance of the Pace Terms and Conditions found at: https://info.pacelabs.com/hubfs/pas-standard-terms.pdf

SDG # 1746112

B026

Acctnum: KINCH2MGA
Template: T241536
Prelogin: P1081161
PM: 526 - Chris McCord
PB: LM 6/6/24
Shipped Via: FedEX Ground

Sample ID	Comp/Grab	Matrix *	Depth	Date	Time	No. of Cntrs	V8260BTEXMNSC 40mlAmb-HCl	Remarks	Sample # (lab only)
SW11-061124	G	GW	—	6-11-24	1010	3	X		-01
SW10-061124		GW			1020	3	X		-02
SW09-061124		GW			1035	3	X		-03
SW08-061124		GW			1040	3	X		-04
SW14-061124		GW			1125	3	X		-05
SW04-061124		GW			1155	3	X		-06
SW02-061124		GW			1205	3	X		-07
SW07-061124		GW			1210	3	X		-08
SW03-061124		GW			1225	3	X		-09
TB01-061124	—	GW	—	—	LAB	3	X		-10

* Matrix:
SS - Soil AIR - Air F - Filter
GW - Groundwater B - Bioassay
WW - WasteWater
DW - Drinking Water
OT - Other_____

Remarks: V8260BTEXMNSC = BTEX + Naphthalene + MTBE

6/12/24

pH _____ Temp _____
Flow _____ Other _____

Samples returned via:
__ UPS __ FedEx __ Courier _____

Tracking # 7469 0844 7230

Sample Receipt Checklist
COC Seal Present/Intact: __NP ✓Y __N
COC Signed/Accurate: ✓Y __N
Bottles arrive intact: ✓Y __N
Correct bottles used: ✓Y __N
Sufficient volume sent: ✓Y __N
If Applicable
VOA Zero Headspace: __Y __N
Preservation Correct/Checked: __Y __N
RAD Screen <0.5 mR/hr: ✓Y __N

Relinquished by : (Signature)	Date:	Time:	Received by: (Signature)	Trip Blank Received: Yes / No HCL / MeoH TBR
	6-11-24	1500		1
Relinquished by : (Signature)	Date:	Time:	Received by: (Signature)	Temp: ED40°C 2.2+.3=2.5 Bottles Received: 27
Relinquished by : (Signature)	Date:	Time:	Received for lab by: (Signature) alexa mitchell	Date: 6/12/24 Time: 0900

If preservation required by Login: Date/Time

Hold:

Condition: NCF / OK

ANALYTICAL REPORT

July 24, 2024

Kinder Morgan- Atlanta, GA

Sample Delivery Group:	L1758134
Samples Received:	07/18/2024
Project Number:	KMLDMR24
Description:	Lewis Drive Surface Water
Site:	KM_LEWISDR
Report To:	Bethany Garvey Ten 10th Street NW Suite 1400 Atlanta, GA 30309

Entire Report Reviewed By:

Jason Romer
Project Manager

Results relate only to the items tested or calibrated and are reported as rounded values. This test report shall not be reproduced, except in full, without written approval of the laboratory. Where applicable, sampling conducted by Pace Analytical National is performed per guidance provided in laboratory standard operating procedures ENV-SOP-MTJL-0067 and ENV-SOP-MTJL-0068. Where sampling conducted by the customer, results relate to the accuracy of the information provided, and as the samples are received.

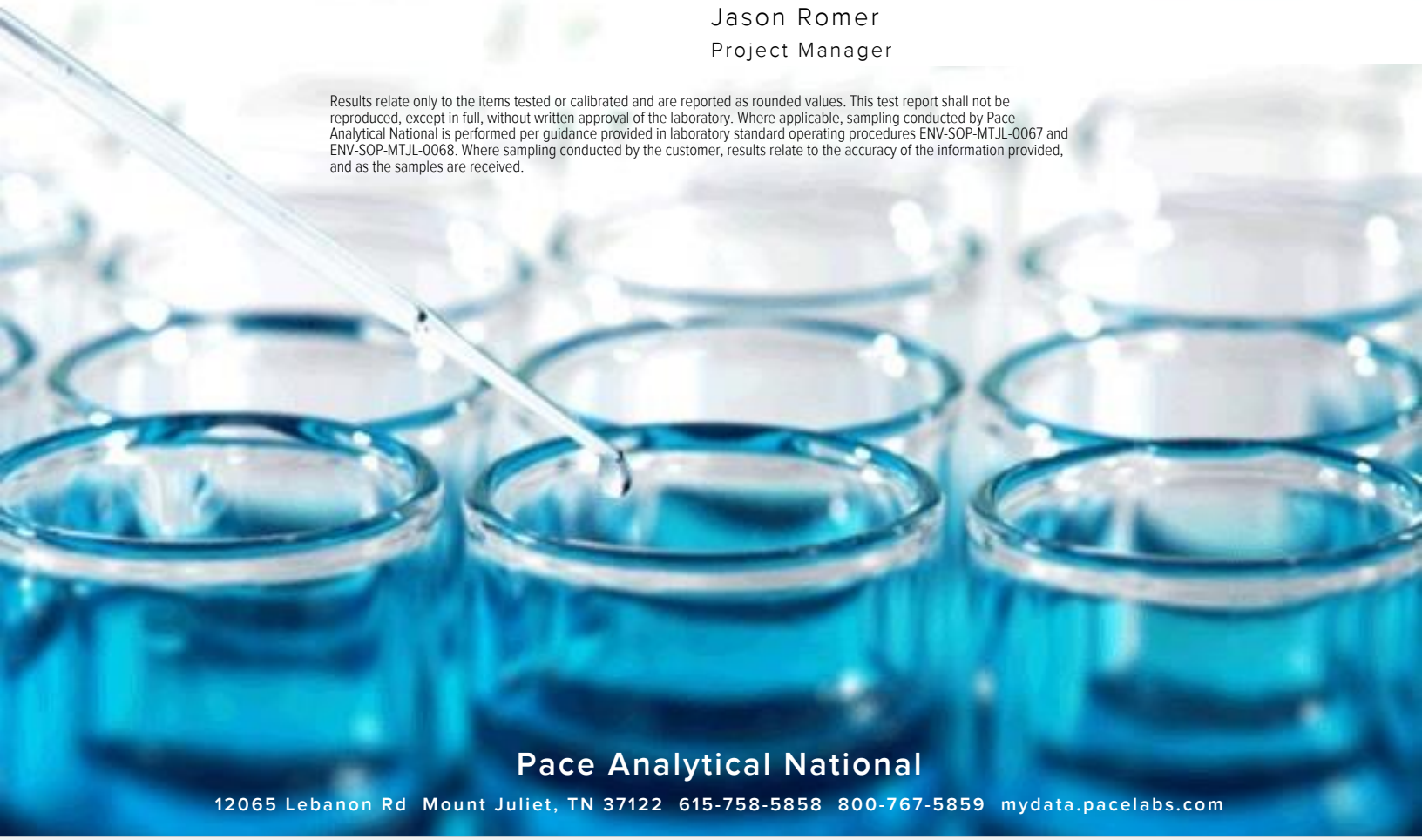

Pace Analytical National
12065 Lebanon Rd Mount Juliet, TN 37122 615-758-5858 800-767-5859 mydata.pacelabs.com

TABLE OF CONTENTS

Cp: Cover Page 1

Tc: Table of Contents 2

Ss: Sample Summary 3

Cn: Case Narrative 5

Sr: Sample Results 6

SW11-071724 L1758134-01 6

SW10-071724 L1758134-02 7

SW09-071724 L1758134-03 8

SW08-071724 L1758134-04 9

SW04-071724 L1758134-05 10

SW02-071724 L1758134-06 11

SW03-071724 L1758134-07 12

SW14-071724 L1758134-08 13

TB01-071724 L1758134-09 14

Qc: Quality Control Summary 15

Volatile Organic Compounds (GC/MS) by Method 8260D 15

Gl: Glossary of Terms 16

Al: Accreditations & Locations 17

Sc: Sample Chain of Custody 18

SW11-071724 L1758134-01 GW

Collected by: TH, AF | Collected date/time: 07/17/24 11:05 | Received date/time: 07/18/24 09:00

Method	Batch	Dilution	Preparation date/time	Analysis date/time	Analyst	Location
Volatile Organic Compounds (GC/MS) by Method 8260D	WG2326961	1	07/21/24 02:47	07/21/24 02:47	JAH	Mt. Juliet, TN

SW10-071724 L1758134-02 GW

Collected by: TH, AF | Collected date/time: 07/17/24 11:10 | Received date/time: 07/18/24 09:00

Method	Batch	Dilution	Preparation date/time	Analysis date/time	Analyst	Location
Volatile Organic Compounds (GC/MS) by Method 8260D	WG2326961	1	07/21/24 03:06	07/21/24 03:06	JAH	Mt. Juliet, TN

SW09-071724 L1758134-03 GW

Collected by: TH, AF | Collected date/time: 07/17/24 11:20 | Received date/time: 07/18/24 09:00

Method	Batch	Dilution	Preparation date/time	Analysis date/time	Analyst	Location
Volatile Organic Compounds (GC/MS) by Method 8260D	WG2326961	1	07/21/24 03:24	07/21/24 03:24	JAH	Mt. Juliet, TN

SW08-071724 L1758134-04 GW

Collected by: TH, AF | Collected date/time: 07/17/24 11:30 | Received date/time: 07/18/24 09:00

Method	Batch	Dilution	Preparation date/time	Analysis date/time	Analyst	Location
Volatile Organic Compounds (GC/MS) by Method 8260D	WG2326961	1	07/21/24 03:43	07/21/24 03:43	JAH	Mt. Juliet, TN

SW04-071724 L1758134-05 GW

Collected by: TH, AF | Collected date/time: 07/17/24 11:50 | Received date/time: 07/18/24 09:00

Method	Batch	Dilution	Preparation date/time	Analysis date/time	Analyst	Location
Volatile Organic Compounds (GC/MS) by Method 8260D	WG2326961	1	07/21/24 04:02	07/21/24 04:02	JAH	Mt. Juliet, TN

SW02-071724 L1758134-06 GW

Collected by: TH, AF | Collected date/time: 07/17/24 11:55 | Received date/time: 07/18/24 09:00

Method	Batch	Dilution	Preparation date/time	Analysis date/time	Analyst	Location
Volatile Organic Compounds (GC/MS) by Method 8260D	WG2326961	1	07/21/24 04:21	07/21/24 04:21	JAH	Mt. Juliet, TN

SW03-071724 L1758134-07 GW

Collected by: TH, AF | Collected date/time: 07/17/24 12:10 | Received date/time: 07/18/24 09:00

Method	Batch	Dilution	Preparation date/time	Analysis date/time	Analyst	Location
Volatile Organic Compounds (GC/MS) by Method 8260D	WG2326961	1	07/21/24 04:40	07/21/24 04:40	JAH	Mt. Juliet, TN

SW14-071724 L1758134-08 GW

Collected by: TH, AF | Collected date/time: 07/17/24 12:20 | Received date/time: 07/18/24 09:00

Method	Batch	Dilution	Preparation date/time	Analysis date/time	Analyst	Location
Volatile Organic Compounds (GC/MS) by Method 8260D	WG2326961	1	07/21/24 04:59	07/21/24 04:59	JAH	Mt. Juliet, TN

SAMPLE SUMMARY

TB01-071724 L1758134-09 GW

Collected by: TH, AF
Collected date/time: 07/17/24 00:00
Received date/time: 07/18/24 09:00

Method	Batch	Dilution	Preparation date/time	Analysis date/time	Analyst	Location
Volatile Organic Compounds (GC/MS) by Method 8260D	WG2326961	1	07/21/24 00:54	07/21/24 00:54	JAH	Mt. Juliet, TN

CASE NARRATIVE

All sample aliquots were received at the correct temperature, in the proper containers, with the appropriate preservatives, and within method specified holding times, unless qualified or notated within the report. Where applicable, all MDL (LOD) and RDL (LOQ) values reported for environmental samples have been corrected for the dilution factor used in the analysis. All Method and Batch Quality Control are within established criteria except where addressed in this case narrative, a non-conformance form or properly qualified within the sample results. By my digital signature below, I affirm to the best of my knowledge, all problems/anomalies observed by the laboratory as having the potential to affect the quality of the data have been identified by the laboratory, and no information or data have been knowingly withheld that would affect the quality of the data.



Jason Romer
Project Manager

Volatile Organic Compounds (GC/MS) by Method 8260D

Analyte	Result	Qualifier	RDL	Dilution	Analysis	Batch
	ug/l		ug/l		date / time	
Benzene	ND		1.00	1	07/21/2024 02:47	WG2326961
Toluene	ND		1.00	1	07/21/2024 02:47	WG2326961
Ethylbenzene	ND		1.00	1	07/21/2024 02:47	WG2326961
o-Xylene	ND		1.00	1	07/21/2024 02:47	WG2326961
m&p-Xylene	ND		2.00	1	07/21/2024 02:47	WG2326961
Total Xylenes	ND		3.00	1	07/21/2024 02:47	WG2326961
Methyl tert-butyl ether	ND		1.00	1	07/21/2024 02:47	WG2326961
Naphthalene	ND		5.00	1	07/21/2024 02:47	WG2326961
(S) Toluene-d8	*105*		*80.0-120*		*07/21/2024 02:47*	WG2326961
(S) 4-Bromofluorobenzene	*96.3*		*77.0-126*		*07/21/2024 02:47*	WG2326961
(S) 1,2-Dichloroethane-d4	*97.9*		*70.0-130*		*07/21/2024 02:47*	WG2326961

Volatile Organic Compounds (GC/MS) by Method 8260D

Analyte	Result	Qualifier	RDL	Dilution	Analysis	Batch
	ug/l		ug/l		date / time	
Benzene	ND		1.00	1	07/21/2024 03:06	WG2326961
Toluene	ND		1.00	1	07/21/2024 03:06	WG2326961
Ethylbenzene	ND		1.00	1	07/21/2024 03:06	WG2326961
o-Xylene	ND		1.00	1	07/21/2024 03:06	WG2326961
m&p-Xylene	ND		2.00	1	07/21/2024 03:06	WG2326961
Total Xylenes	ND		3.00	1	07/21/2024 03:06	WG2326961
Methyl tert-butyl ether	ND		1.00	1	07/21/2024 03:06	WG2326961
Naphthalene	ND		5.00	1	07/21/2024 03:06	WG2326961
(S) Toluene-d8	*107*		*80.0-120*		*07/21/2024 03:06*	WG2326961
(S) 4-Bromofluorobenzene	*90.9*		*77.0-126*		*07/21/2024 03:06*	WG2326961
(S) 1,2-Dichloroethane-d4	*94.9*		*70.0-130*		*07/21/2024 03:06*	WG2326961

Volatile Organic Compounds (GC/MS) by Method 8260D

Analyte	Result	Qualifier	RDL	Dilution	Analysis	Batch
	ug/l		ug/l		date / time	
Benzene	ND		1.00	1	07/21/2024 03:24	WG2326961
Toluene	ND		1.00	1	07/21/2024 03:24	WG2326961
Ethylbenzene	ND		1.00	1	07/21/2024 03:24	WG2326961
o-Xylene	ND		1.00	1	07/21/2024 03:24	WG2326961
m&p-Xylene	ND		2.00	1	07/21/2024 03:24	WG2326961
Total Xylenes	ND		3.00	1	07/21/2024 03:24	WG2326961
Methyl tert-butyl ether	ND		1.00	1	07/21/2024 03:24	WG2326961
Naphthalene	ND		5.00	1	07/21/2024 03:24	WG2326961
(S) Toluene-d8	*107*		*80.0-120*		*07/21/2024 03:24*	WG2326961
(S) 4-Bromofluorobenzene	*91.8*		*77.0-126*		*07/21/2024 03:24*	WG2326961
(S) 1,2-Dichloroethane-d4	*95.9*		*70.0-130*		*07/21/2024 03:24*	WG2326961

Volatile Organic Compounds (GC/MS) by Method 8260D

Analyte	Result	Qualifier	RDL	Dilution	Analysis	Batch
	ug/l		ug/l		date / time	
Benzene	ND		1.00	1	07/21/2024 03:43	WG2326961
Toluene	ND		1.00	1	07/21/2024 03:43	WG2326961
Ethylbenzene	ND		1.00	1	07/21/2024 03:43	WG2326961
o-Xylene	ND		1.00	1	07/21/2024 03:43	WG2326961
m&p-Xylene	ND		2.00	1	07/21/2024 03:43	WG2326961
Total Xylenes	ND		3.00	1	07/21/2024 03:43	WG2326961
Methyl tert-butyl ether	ND		1.00	1	07/21/2024 03:43	WG2326961
Naphthalene	ND		5.00	1	07/21/2024 03:43	WG2326961
(S) Toluene-d8	*108*		*80.0-120*		*07/21/2024 03:43*	WG2326961
(S) 4-Bromofluorobenzene	*93.0*		*77.0-126*		*07/21/2024 03:43*	WG2326961
(S) 1,2-Dichloroethane-d4	*97.4*		*70.0-130*		*07/21/2024 03:43*	WG2326961

Volatile Organic Compounds (GC/MS) by Method 8260D

Analyte	Result	Qualifier	RDL	Dilution	Analysis	Batch
	ug/l		ug/l		date / time	
Benzene	ND		1.00	1	07/21/2024 04:02	WG2326961
Toluene	ND		1.00	1	07/21/2024 04:02	WG2326961
Ethylbenzene	ND		1.00	1	07/21/2024 04:02	WG2326961
o-Xylene	ND		1.00	1	07/21/2024 04:02	WG2326961
m&p-Xylene	ND		2.00	1	07/21/2024 04:02	WG2326961
Total Xylenes	ND		3.00	1	07/21/2024 04:02	WG2326961
Methyl tert-butyl ether	ND		1.00	1	07/21/2024 04:02	WG2326961
Naphthalene	ND		5.00	1	07/21/2024 04:02	WG2326961
(S) Toluene-d8	*108*		*80.0-120*		*07/21/2024 04:02*	WG2326961
(S) 4-Bromofluorobenzene	*93.0*		*77.0-126*		*07/21/2024 04:02*	WG2326961
(S) 1,2-Dichloroethane-d4	*96.9*		*70.0-130*		*07/21/2024 04:02*	WG2326961

Volatile Organic Compounds (GC/MS) by Method 8260D

Analyte	Result	Qualifier	RDL	Dilution	Analysis	Batch
	ug/l		ug/l		date / time	
Benzene	2.05		1.00	1	07/21/2024 04:21	WG2326961
Toluene	ND		1.00	1	07/21/2024 04:21	WG2326961
Ethylbenzene	ND		1.00	1	07/21/2024 04:21	WG2326961
o-Xylene	ND		1.00	1	07/21/2024 04:21	WG2326961
m&p-Xylene	ND		2.00	1	07/21/2024 04:21	WG2326961
Total Xylenes	ND		3.00	1	07/21/2024 04:21	WG2326961
Methyl tert-butyl ether	ND		1.00	1	07/21/2024 04:21	WG2326961
Naphthalene	ND		5.00	1	07/21/2024 04:21	WG2326961
(S) Toluene-d8	*107*		*80.0-120*		*07/21/2024 04:21*	WG2326961
(S) 4-Bromofluorobenzene	*90.8*		*77.0-126*		*07/21/2024 04:21*	WG2326961
(S) 1,2-Dichloroethane-d4	*95.1*		*70.0-130*		*07/21/2024 04:21*	WG2326961

Volatile Organic Compounds (GC/MS) by Method 8260D

Analyte	Result	Qualifier	RDL	Dilution	Analysis	Batch
	ug/l		ug/l		date / time	
Benzene	ND		1.00	1	07/21/2024 04:40	WG2326961
Toluene	ND		1.00	1	07/21/2024 04:40	WG2326961
Ethylbenzene	ND		1.00	1	07/21/2024 04:40	WG2326961
o-Xylene	ND		1.00	1	07/21/2024 04:40	WG2326961
m&p-Xylene	ND		2.00	1	07/21/2024 04:40	WG2326961
Total Xylenes	ND		3.00	1	07/21/2024 04:40	WG2326961
Methyl tert-butyl ether	ND		1.00	1	07/21/2024 04:40	WG2326961
Naphthalene	ND		5.00	1	07/21/2024 04:40	WG2326961
(S) Toluene-d8	*107*		*80.0-120*		*07/21/2024 04:40*	WG2326961
(S) 4-Bromofluorobenzene	*93.0*		*77.0-126*		*07/21/2024 04:40*	WG2326961
(S) 1,2-Dichloroethane-d4	*99.5*		*70.0-130*		*07/21/2024 04:40*	WG2326961

Volatile Organic Compounds (GC/MS) by Method 8260D

Analyte	Result	Qualifier	RDL	Dilution	Analysis	Batch
	ug/l		ug/l		date / time	
Benzene	ND		1.00	1	07/21/2024 04:59	WG2326961
Toluene	ND		1.00	1	07/21/2024 04:59	WG2326961
Ethylbenzene	ND		1.00	1	07/21/2024 04:59	WG2326961
o-Xylene	ND		1.00	1	07/21/2024 04:59	WG2326961
m&p-Xylene	ND		2.00	1	07/21/2024 04:59	WG2326961
Total Xylenes	ND		3.00	1	07/21/2024 04:59	WG2326961
Methyl tert-butyl ether	ND		1.00	1	07/21/2024 04:59	WG2326961
Naphthalene	ND		5.00	1	07/21/2024 04:59	WG2326961
(S) Toluene-d8	*105*		*80.0-120*		*07/21/2024 04:59*	WG2326961
(S) 4-Bromofluorobenzene	*91.7*		*77.0-126*		*07/21/2024 04:59*	WG2326961
(S) 1,2-Dichloroethane-d4	*103*		*70.0-130*		*07/21/2024 04:59*	WG2326961

Volatile Organic Compounds (GC/MS) by Method 8260D

Analyte	Result	Qualifier	RDL	Dilution	Analysis	Batch
	ug/l		ug/l		date / time	
Benzene	ND		1.00	1	07/21/2024 00:54	WG2326961
Toluene	ND		1.00	1	07/21/2024 00:54	WG2326961
Ethylbenzene	ND		1.00	1	07/21/2024 00:54	WG2326961
o-Xylene	ND		1.00	1	07/21/2024 00:54	WG2326961
m&p-Xylene	ND		2.00	1	07/21/2024 00:54	WG2326961
Total Xylenes	ND		3.00	1	07/21/2024 00:54	WG2326961
Methyl tert-butyl ether	ND		1.00	1	07/21/2024 00:54	WG2326961
Naphthalene	ND		5.00	1	07/21/2024 00:54	WG2326961
(S) Toluene-d8	*107*		*80.0-120*		*07/21/2024 00:54*	WG2326961
(S) 4-Bromofluorobenzene	*92.1*		*77.0-126*		*07/21/2024 00:54*	WG2326961
(S) 1,2-Dichloroethane-d4	*97.6*		*70.0-130*		*07/21/2024 00:54*	WG2326961

Method Blank (MB)

(MB) R4097684-2 07/20/24 21:43

Analyte	MB Result ug/l	MB Qualifier	MB MDL ug/l	MB RDL ug/l
Benzene	U		0.0941	1.00
Toluene	U		0.278	1.00
Ethylbenzene	U		0.137	1.00
o-Xylene	U		0.174	1.00
m&p-Xylene	U		0.430	2.00
Total Xylenes	U		0.174	3.00
Methyl tert-butyl ether	U		0.101	1.00
Naphthalene	U		1.00	5.00
(S) Toluene-d8	*107*			*80.0-120*
(S) 4-Bromofluorobenzene	*91.0*			*77.0-126*
(S) 1,2-Dichloroethane-d4	*94.4*			*70.0-130*

Laboratory Control Sample (LCS)

(LCS) R4097684-1 07/20/24 21:05

Analyte	Spike Amount ug/l	LCS Result ug/l	LCS Rec. %	Rec. Limits %	LCS Qualifier
Benzene	5.00	5.99	120	70.0-130	
Toluene	5.00	5.99	120	70.0-130	
Ethylbenzene	5.00	5.84	117	70.0-130	
o-Xylene	5.00	5.61	112	70.0-130	
m&p-Xylene	10.0	11.7	117	70.0-130	
Total Xylenes	15.0	17.3	115	70.0-130	
Methyl tert-butyl ether	5.00	5.91	118	70.0-130	
Naphthalene	5.00	4.68	93.6	70.0-130	
(S) Toluene-d8			*107*	*80.0-120*	
(S) 4-Bromofluorobenzene			*98.1*	*77.0-126*	
(S) 1,2-Dichloroethane-d4			*94.9*	*70.0-130*	

GLOSSARY OF TERMS

Guide to Reading and Understanding Your Laboratory Report

The information below is designed to better explain the various terms used in your report of analytical results from the Laboratory. This is not intended as a comprehensive explanation, and if you have additional questions please contact your project representative.

Results Disclaimer - Information that may be provided by the customer, and contained within this report, include Permit Limits, Project Name, Sample ID, Sample Matrix, Sample Preservation, Field Blanks, Field Spikes, Field Duplicates, On-Site Data, Sampling Collection Dates/Times, and Sampling Location. Results relate to the accuracy of this information provided, and as the samples are received.

Abbreviations and Definitions

MDL	Method Detection Limit.
ND	Not detected at the Reporting Limit (or MDL where applicable).
RDL	Reported Detection Limit.
Rec.	Recovery.
RPD	Relative Percent Difference.
SDG	Sample Delivery Group.
(S)	Surrogate (Surrogate Standard) - Analytes added to every blank, sample, Laboratory Control Sample/Duplicate and Matrix Spike/Duplicate; used to evaluate analytical efficiency by measuring recovery. Surrogates are not expected to be detected in all environmental media.
U	Not detected at the Reporting Limit (or MDL where applicable).
Analyte	The name of the particular compound or analysis performed. Some Analyses and Methods will have multiple analytes reported.
Dilution	If the sample matrix contains an interfering material, the sample preparation volume or weight values differ from the standard, or if concentrations of analytes in the sample are higher than the highest limit of concentration that the laboratory can accurately report, the sample may be diluted for analysis. If a value different than 1 is used in this field, the result reported has already been corrected for this factor.
Limits	These are the target % recovery ranges or % difference value that the laboratory has historically determined as normal for the method and analyte being reported. Successful QC Sample analysis will target all analytes recovered or duplicated within these ranges.
Qualifier	This column provides a letter and/or number designation that corresponds to additional information concerning the result reported. If a Qualifier is present, a definition per Qualifier is provided within the Glossary and Definitions page and potentially a discussion of possible implications of the Qualifier in the Case Narrative if applicable.
Result	The actual analytical final result (corrected for any sample specific characteristics) reported for your sample. If there was no measurable result returned for a specific analyte, the result in this column may state “ND” (Not Detected) or “BDL” (Below Detectable Levels). The information in the results column should always be accompanied by either an MDL (Method Detection Limit) or RDL (Reporting Detection Limit) that defines the lowest value that the laboratory could detect or report for this analyte.
Uncertainty (Radiochemistry)	Confidence level of 2 sigma.
Case Narrative (Cn)	A brief discussion about the included sample results, including a discussion of any non-conformances to protocol observed either at sample receipt by the laboratory from the field or during the analytical process. If present, there will be a section in the Case Narrative to discuss the meaning of any data qualifiers used in the report.
Quality Control Summary (Qc)	This section of the report includes the results of the laboratory quality control analyses required by procedure or analytical methods to assist in evaluating the validity of the results reported for your samples. These analyses are not being performed on your samples typically, but on laboratory generated material.
Sample Chain of Custody (Sc)	This is the document created in the field when your samples were initially collected. This is used to verify the time and date of collection, the person collecting the samples, and the analyses that the laboratory is requested to perform. This chain of custody also documents all persons (excluding commercial shippers) that have had control or possession of the samples from the time of collection until delivery to the laboratory for analysis.
Sample Results (Sr)	This section of your report will provide the results of all testing performed on your samples. These results are provided by sample ID and are separated by the analyses performed on each sample. The header line of each analysis section for each sample will provide the name and method number for the analysis reported.
Sample Summary (Ss)	This section of the Analytical Report defines the specific analyses performed for each sample ID, including the dates and times of preparation and/or analysis.

Qualifier	Description
	The remainder of this page intentionally left blank, there are no qualifiers applied to this SDG.

ACCREDITATIONS & LOCATIONS

Pace Analytical National 12065 Lebanon Rd Mount Juliet, TN 37122

Alabama	40660	Nebraska	NE-OS-15-05
Alaska	17-026	Nevada	TN000032021-1
Arizona	AZ0612	New Hampshire	2975
Arkansas	88-0469	New Jersey–NELAP	TN002
California	2932	New Mexico [1]	TN00003
Colorado	TN00003	New York	11742
Connecticut	PH-0197	North Carolina	Env375
Florida	E87487	North Carolina [1]	DW21704
Georgia	NELAP	North Carolina [3]	41
Georgia [1]	923	North Dakota	R-140
Idaho	TN00003	Ohio–VAP	CL0069
Illinois	200008	Oklahoma	9915
Indiana	C-TN-01	Oregon	TN200002
Iowa	364	Pennsylvania	68-02979
Kansas	E-10277	Rhode Island	LAO000356
Kentucky [1 6]	KY90010	South Carolina	84004002
Kentucky [2]	16	South Dakota	n/a
Louisiana	AI30792	Tennessee [1 4]	2006
Louisiana	LA018	Texas	T104704245-20-18
Maine	TN00003	Texas [5]	LAB0152
Maryland	324	Utah	TN000032021-11
Massachusetts	M-TN003	Vermont	VT2006
Michigan	9958	Virginia	110033
Minnesota	047-999-395	Washington	C847
Mississippi	TN00003	West Virginia	233
Missouri	340	Wisconsin	998093910
Montana	CERT0086	Wyoming	A2LA
A2LA – ISO 17025	1461.01	AIHA-LAP,LLC EMLAP	100789
A2LA – ISO 17025 [5]	1461.02	DOD	1461.01
Canada	1461.01	USDA	P330-15-00234
EPA–Crypto	TN00003		

[1] Drinking Water [2] Underground Storage Tanks [3] Aquatic Toxicity [4] Chemical/Microbiological [5] Mold [6] Wastewater n/a Accreditation not applicable

* Not all certifications held by the laboratory are applicable to the results reported in the attached report.

* Accreditation is only applicable to the test methods specified on each scope of accreditation held by Pace Analytical.

Company Name/Address:
Kinder Morgan- Atlanta, GA

Ten 10th Street NW
Suite 1400
Atlanta. GA 30309

Billing Information:
Accounts Payable
1000 Windward Concourse
Ste 450
Alpharetta, GA 30005

Pres Chk

Report to: **Bethany Garvey**

Email To: **bethany.garvey@jacobs.com;tom.wiley@jacobs**

Project Description: **Lewis Drive Surface Water**

City/State Collected: BELTON. SC

Please Circle: PT MT CT ET

Phone: **404-751-5651**

Client Project # KMLDMR24

Lab Project # **KINCH2MGA-LEWIS**

Collected by (print): T. HALL, A. FURNESS

Site/Facility ID # **KM_LEWISDR**

P.O. # **WD1106937**

Collected by (signature):

Immediately Packed on Ice N ___ Y ✓

Rush? (Lab MUST Be Notified)
___ Same Day ___ Five Day
___ Next Day ___✓ 5 Day (Rad Only)
___ Two Day ___✓ 10 Day (Rad Only)
___ Three Day

Date Results Needed

Quote #

Analysis / Container / Preservative

Chain of Custody Page 1 of 1

Pace PEOPLE ADVANCING SCIENCE

MT JULIET, TN
12065 Lebanon Rd Mount Juliet, TN 37122
Submitting a sample via this chain of custody constitutes acknowledgment and acceptance of the Pace Terms and Conditions found at: https://info.pacelabs.com/hubfs/pas-standard-terms.pdf

SDG # 175813Y
A034

Acctnum: **KINCH2MGA**
Template: **T241536**
Prelogin: **P1088809**
PM: 526 - Chris McCord
PB: 7.11.24 BK

Shipped Via: **FedEX Ground**

Sample ID	Comp/Grab	Matrix *	Depth	Date	Time	No. of Cntrs	V8260BTEXMNSC 40mlAmb-HCl	Remarks	Sample # (lab only)
SW11-071724	G	GW	—	7-17-24	1105	3	X		-01
SW10-071724	"	GW	"	"	1110	3	X		-02
SW09-071724		GW			1120	3	X		-03
SW08-071724		GW			1130	3	X		-04
SW04-071724		GW			1150	3	X		-05
SW02-071724		GW			1155	3	X		-06
SW03-071724		GW			1210	3	X		-07
SW14-071724		GW			1220	3	X		-08
TB01-071724	TB	GW	—	—	LAB	~~3~~ 1	X		-09
		GW				3	X		

* Matrix:
SS - Soil **AIR** - Air **F** - Filter
GW - Groundwater **B** - Bioassay
WW - WasteWater
DW - Drinking Water
OT - Other_____

Remarks:V8260BTEXMNSC = BTEX + Naphthalene + MTBE 7/18/24

pH _____ Temp _____

Flow _____ Other _____

Samples returned via:
__ UPS __ FedEx __ Courier _____

Tracking # 4047 5441 3809

Sample Receipt Checklist
COC Seal Present/Intact: __NP __Y __N
COC Signed/Accurate: __Y __N
Bottles arrive intact: __Y __N
Correct bottles used: __Y __N
Sufficient volume sent: __Y __N
If Applicable
VOA Zero Headspace: __Y __N
Preservation Correct/Checked: __Y __N
RAD Screen <0.5 mR/hr: __Y __N

Relinquished by : (Signature)	Date:	Time:	Received by: (Signature)	Trip Blank Received: Yes / No HCl / MeoH TBR	
	7-17-24	1530		1	
Relinquished by : (Signature)	Date:	Time:	Received by: (Signature)	Temp: °C Bottles Received:	If preservation required by Login: Date/Time
				EDA9 3.8 4.3 = 4.1	
Relinquished by : (Signature)	Date:	Time:	Received for lab by: (Signature)	Date: Time:	Hold: Condition: NCF / OK
				7-18-24 9:00	

ANALYTICAL REPORT

February 15, 2024

Kinder Morgan- Atlanta, GA

Sample Delivery Group:	L1703146
Samples Received:	02/07/2024
Project Number:	KMLDMR24
Description:	Lewis Drive Surface Water
Site:	KM_LEWISDR
Report To:	Bethany Garvey Ten 10th Street NW Suite 1400 Atlanta, GA 30309

Entire Report Reviewed By:

Shane Gambill
Project Manager

Results relate only to the items tested or calibrated and are reported as rounded values. This test report shall not be reproduced, except in full, without written approval of the laboratory. Where applicable, sampling conducted by Pace Analytical National is performed per guidance provided in laboratory standard operating procedures ENV-SOP-MTJL-0067 and ENV-SOP-MTJL-0068. Where sampling conducted by the customer, results relate to the accuracy of the information provided, and as the samples are received.

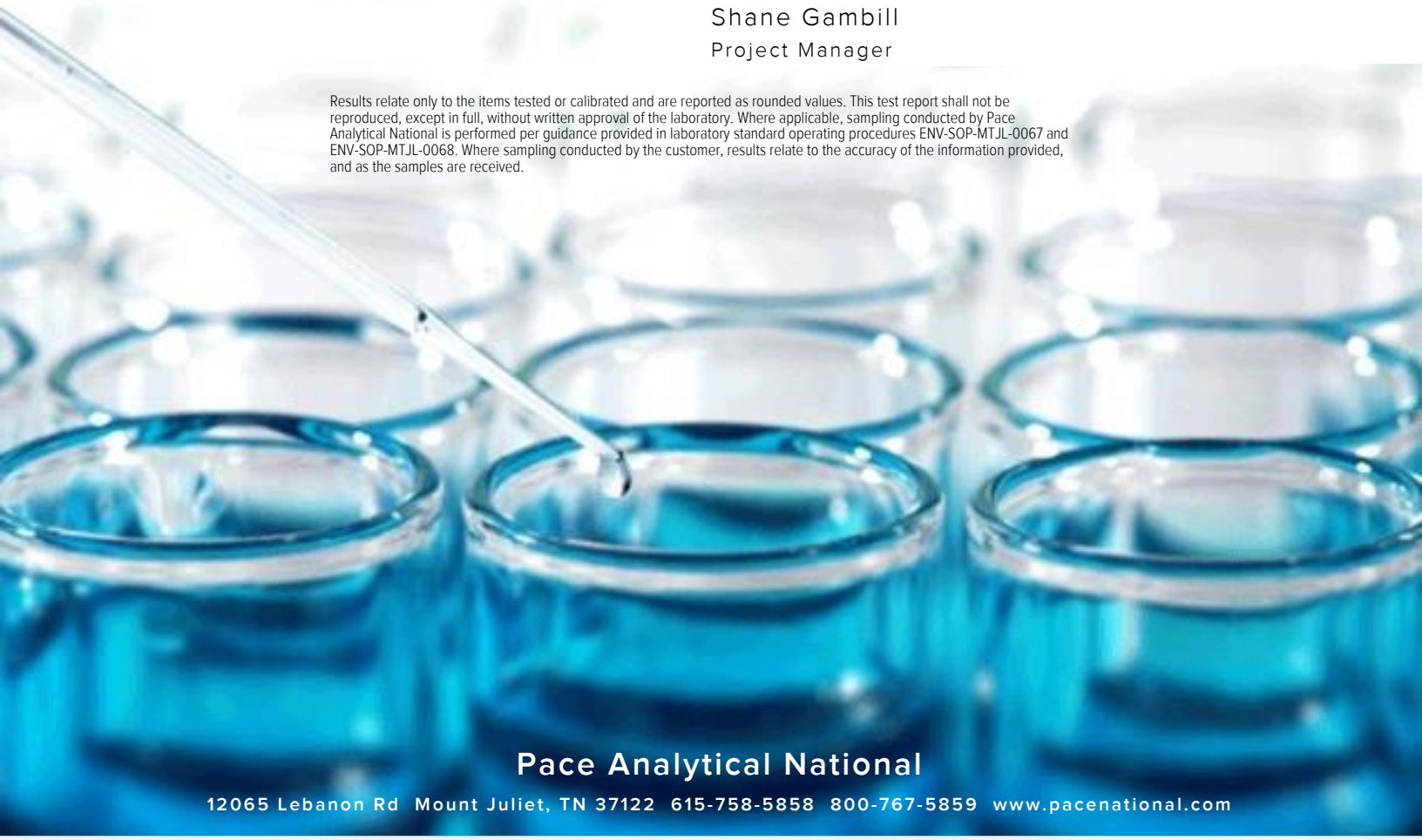

TABLE OF CONTENTS

Cp: Cover Page 1

Tc: Table of Contents 2

Ss: Sample Summary 3

Cn: Case Narrative 5

Sr: Sample Results 6

SW11-020624 L1703146-01 6

SW10-020624 L1703146-02 7

SW09-020624 L1703146-03 8

SW08-020624 L1703146-04 9

SW04-020624 L1703146-05 10

SW02-020624 L1703146-06 11

SW07-020624 L1703146-07 12

SW03-020624 L1703146-08 13

SW05-020624 L1703146-09 14

SW14-020624 L1703146-10 15

TB01-020624 L1703146-11 16

Qc: Quality Control Summary 17

Volatile Organic Compounds (GC/MS) by Method 8260D 17

Gl: Glossary of Terms 18

Al: Accreditations & Locations 19

Sc: Sample Chain of Custody 20

SW11-020624 L1703146-01 GW

Collected by	Collected date/time	Received date/time
	02/06/24 10:25	02/07/24 09:00

Method	Batch	Dilution	Preparation date/time	Analysis date/time	Analyst	Location
Volatile Organic Compounds (GC/MS) by Method 8260D	WG2223315	1	02/09/24 14:12	02/09/24 14:12	KSD	Mt. Juliet, TN

SW10-020624 L1703146-02 GW

Collected by	Collected date/time	Received date/time
	02/06/24 10:35	02/07/24 09:00

Method	Batch	Dilution	Preparation date/time	Analysis date/time	Analyst	Location
Volatile Organic Compounds (GC/MS) by Method 8260D	WG2223315	1	02/09/24 14:32	02/09/24 14:32	KSD	Mt. Juliet, TN

SW09-020624 L1703146-03 GW

Collected by	Collected date/time	Received date/time
	02/06/24 10:45	02/07/24 09:00

Method	Batch	Dilution	Preparation date/time	Analysis date/time	Analyst	Location
Volatile Organic Compounds (GC/MS) by Method 8260D	WG2223315	1	02/09/24 14:51	02/09/24 14:51	KSD	Mt. Juliet, TN

SW08-020624 L1703146-04 GW

Collected by	Collected date/time	Received date/time
	02/06/24 10:55	02/07/24 09:00

Method	Batch	Dilution	Preparation date/time	Analysis date/time	Analyst	Location
Volatile Organic Compounds (GC/MS) by Method 8260D	WG2223315	1	02/09/24 15:11	02/09/24 15:11	KSD	Mt. Juliet, TN

SW04-020624 L1703146-05 GW

Collected by	Collected date/time	Received date/time
	02/06/24 11:10	02/07/24 09:00

Method	Batch	Dilution	Preparation date/time	Analysis date/time	Analyst	Location
Volatile Organic Compounds (GC/MS) by Method 8260D	WG2223315	1	02/09/24 15:30	02/09/24 15:30	KSD	Mt. Juliet, TN

SW02-020624 L1703146-06 GW

Collected by	Collected date/time	Received date/time
	02/06/24 11:20	02/07/24 09:00

Method	Batch	Dilution	Preparation date/time	Analysis date/time	Analyst	Location
Volatile Organic Compounds (GC/MS) by Method 8260D	WG2223315	1	02/09/24 15:50	02/09/24 15:50	KSD	Mt. Juliet, TN

SW07-020624 L1703146-07 GW

Collected by	Collected date/time	Received date/time
	02/06/24 11:30	02/07/24 09:00

Method	Batch	Dilution	Preparation date/time	Analysis date/time	Analyst	Location
Volatile Organic Compounds (GC/MS) by Method 8260D	WG2223315	1	02/09/24 16:09	02/09/24 16:09	KSD	Mt. Juliet, TN

SW03-020624 L1703146-08 GW

Collected by	Collected date/time	Received date/time
	02/06/24 11:40	02/07/24 09:00

Method	Batch	Dilution	Preparation date/time	Analysis date/time	Analyst	Location
Volatile Organic Compounds (GC/MS) by Method 8260D	WG2223315	1	02/09/24 16:29	02/09/24 16:29	KSD	Mt. Juliet, TN

SAMPLE SUMMARY

SW05-020624 L1703146-09 GW

Collected by	Collected date/time	Received date/time
	02/06/24 11:50	02/07/24 09:00

Method	Batch	Dilution	Preparation date/time	Analysis date/time	Analyst	Location
Volatile Organic Compounds (GC/MS) by Method 8260D	WG2223315	1	02/09/24 16:48	02/09/24 16:48	KSD	Mt. Juliet, TN

SW14-020624 L1703146-10 GW

Collected by	Collected date/time	Received date/time
	02/06/24 12:05	02/07/24 09:00

Method	Batch	Dilution	Preparation date/time	Analysis date/time	Analyst	Location
Volatile Organic Compounds (GC/MS) by Method 8260D	WG2223315	1	02/09/24 17:08	02/09/24 17:08	KSD	Mt. Juliet, TN

TB01-020624 L1703146-11 GW

Collected by	Collected date/time	Received date/time
	02/06/24 00:00	02/07/24 09:00

Method	Batch	Dilution	Preparation date/time	Analysis date/time	Analyst	Location
Volatile Organic Compounds (GC/MS) by Method 8260D	WG2223315	1	02/09/24 12:16	02/09/24 12:16	KSD	Mt. Juliet, TN

CASE NARRATIVE

All sample aliquots were received at the correct temperature, in the proper containers, with the appropriate preservatives, and within method specified holding times, unless qualified or notated within the report. Where applicable, all MDL (LOD) and RDL (LOQ) values reported for environmental samples have been corrected for the dilution factor used in the analysis. All Method and Batch Quality Control are within established criteria except where addressed in this case narrative, a non-conformance form or properly qualified within the sample results. By my digital signature below, I affirm to the best of my knowledge, all problems/anomalies observed by the laboratory as having the potential to affect the quality of the data have been identified by the laboratory, and no information or data have been knowingly withheld that would affect the quality of the data.



Shane Gambill
Project Manager

Volatile Organic Compounds (GC/MS) by Method 8260D

Analyte	Result	Qualifier	RDL	Dilution	Analysis	Batch
	ug/l		ug/l		date / time	
Benzene	ND		1.00	1	02/09/2024 14:12	WG2223315
Toluene	ND		1.00	1	02/09/2024 14:12	WG2223315
Ethylbenzene	ND		1.00	1	02/09/2024 14:12	WG2223315
o-Xylene	ND		1.00	1	02/09/2024 14:12	WG2223315
m&p-Xylene	ND		2.00	1	02/09/2024 14:12	WG2223315
Total Xylenes	ND		3.00	1	02/09/2024 14:12	WG2223315
Methyl tert-butyl ether	ND		1.00	1	02/09/2024 14:12	WG2223315
Naphthalene	ND		5.00	1	02/09/2024 14:12	WG2223315
(S) Toluene-d8	*93.0*		*80.0-120*		*02/09/2024 14:12*	WG2223315
(S) 4-Bromofluorobenzene	*86.7*		*77.0-126*		*02/09/2024 14:12*	WG2223315
(S) 1,2-Dichloroethane-d4	*123*		*70.0-130*		*02/09/2024 14:12*	WG2223315

Volatile Organic Compounds (GC/MS) by Method 8260D

Analyte	Result	Qualifier	RDL	Dilution	Analysis	Batch
	ug/l		ug/l		date / time	
Benzene	ND		1.00	1	02/09/2024 14:32	WG2223315
Toluene	ND		1.00	1	02/09/2024 14:32	WG2223315
Ethylbenzene	ND		1.00	1	02/09/2024 14:32	WG2223315
o-Xylene	ND		1.00	1	02/09/2024 14:32	WG2223315
m&p-Xylene	ND		2.00	1	02/09/2024 14:32	WG2223315
Total Xylenes	ND		3.00	1	02/09/2024 14:32	WG2223315
Methyl tert-butyl ether	ND		1.00	1	02/09/2024 14:32	WG2223315
Naphthalene	ND		5.00	1	02/09/2024 14:32	WG2223315
(S) Toluene-d8	*92.5*		*80.0-120*		*02/09/2024 14:32*	WG2223315
(S) 4-Bromofluorobenzene	*86.9*		*77.0-126*		*02/09/2024 14:32*	WG2223315
(S) 1,2-Dichloroethane-d4	*125*		*70.0-130*		*02/09/2024 14:32*	WG2223315

Volatile Organic Compounds (GC/MS) by Method 8260D

Analyte	Result	Qualifier	RDL	Dilution	Analysis	Batch
	ug/l		ug/l		date / time	
Benzene	ND		1.00	1	02/09/2024 14:51	WG2223315
Toluene	ND		1.00	1	02/09/2024 14:51	WG2223315
Ethylbenzene	ND		1.00	1	02/09/2024 14:51	WG2223315
o-Xylene	ND		1.00	1	02/09/2024 14:51	WG2223315
m&p-Xylene	ND		2.00	1	02/09/2024 14:51	WG2223315
Total Xylenes	ND		3.00	1	02/09/2024 14:51	WG2223315
Methyl tert-butyl ether	ND		1.00	1	02/09/2024 14:51	WG2223315
Naphthalene	ND		5.00	1	02/09/2024 14:51	WG2223315
(S) Toluene-d8	*92.9*		*80.0-120*		*02/09/2024 14:51*	WG2223315
(S) 4-Bromofluorobenzene	*88.0*		*77.0-126*		*02/09/2024 14:51*	WG2223315
(S) 1,2-Dichloroethane-d4	*123*		*70.0-130*		*02/09/2024 14:51*	WG2223315

Volatile Organic Compounds (GC/MS) by Method 8260D

Analyte	Result	Qualifier	RDL	Dilution	Analysis	Batch
	ug/l		ug/l		date / time	
Benzene	ND		1.00	1	02/09/2024 15:11	WG2223315
Toluene	ND		1.00	1	02/09/2024 15:11	WG2223315
Ethylbenzene	ND		1.00	1	02/09/2024 15:11	WG2223315
o-Xylene	ND		1.00	1	02/09/2024 15:11	WG2223315
m&p-Xylene	ND		2.00	1	02/09/2024 15:11	WG2223315
Total Xylenes	ND		3.00	1	02/09/2024 15:11	WG2223315
Methyl tert-butyl ether	ND		1.00	1	02/09/2024 15:11	WG2223315
Naphthalene	ND		5.00	1	02/09/2024 15:11	WG2223315
(S) Toluene-d8	*95.1*		*80.0-120*		*02/09/2024 15:11*	WG2223315
(S) 4-Bromofluorobenzene	*87.9*		*77.0-126*		*02/09/2024 15:11*	WG2223315
(S) 1,2-Dichloroethane-d4	*124*		*70.0-130*		*02/09/2024 15:11*	WG2223315

Volatile Organic Compounds (GC/MS) by Method 8260D

Analyte	Result	Qualifier	RDL	Dilution	Analysis	Batch
	ug/l		ug/l		date / time	
Benzene	ND		1.00	1	02/09/2024 15:30	WG2223315
Toluene	ND		1.00	1	02/09/2024 15:30	WG2223315
Ethylbenzene	ND		1.00	1	02/09/2024 15:30	WG2223315
o-Xylene	ND		1.00	1	02/09/2024 15:30	WG2223315
m&p-Xylene	ND		2.00	1	02/09/2024 15:30	WG2223315
Total Xylenes	ND		3.00	1	02/09/2024 15:30	WG2223315
Methyl tert-butyl ether	ND		1.00	1	02/09/2024 15:30	WG2223315
Naphthalene	ND		5.00	1	02/09/2024 15:30	WG2223315
(S) Toluene-d8	*91.0*		*80.0-120*		*02/09/2024 15:30*	WG2223315
(S) 4-Bromofluorobenzene	*87.9*		*77.0-126*		*02/09/2024 15:30*	WG2223315
(S) 1,2-Dichloroethane-d4	*122*		*70.0-130*		*02/09/2024 15:30*	WG2223315

Volatile Organic Compounds (GC/MS) by Method 8260D

Analyte	Result	Qualifier	RDL	Dilution	Analysis	Batch
	ug/l		ug/l		date / time	
Benzene	6.85		1.00	1	02/09/2024 15:50	WG2223315
Toluene	ND		1.00	1	02/09/2024 15:50	WG2223315
Ethylbenzene	ND		1.00	1	02/09/2024 15:50	WG2223315
o-Xylene	ND		1.00	1	02/09/2024 15:50	WG2223315
m&p-Xylene	ND		2.00	1	02/09/2024 15:50	WG2223315
Total Xylenes	ND		3.00	1	02/09/2024 15:50	WG2223315
Methyl tert-butyl ether	ND		1.00	1	02/09/2024 15:50	WG2223315
Naphthalene	ND		5.00	1	02/09/2024 15:50	WG2223315
(S) Toluene-d8	*94.1*		*80.0-120*		*02/09/2024 15:50*	WG2223315
(S) 4-Bromofluorobenzene	*88.8*		*77.0-126*		*02/09/2024 15:50*	WG2223315
(S) 1,2-Dichloroethane-d4	*121*		*70.0-130*		*02/09/2024 15:50*	WG2223315

Volatile Organic Compounds (GC/MS) by Method 8260D

Analyte	Result	Qualifier	RDL	Dilution	Analysis	Batch
	ug/l		ug/l		date / time	
Benzene	ND		1.00	1	02/09/2024 16:09	WG2223315
Toluene	ND		1.00	1	02/09/2024 16:09	WG2223315
Ethylbenzene	ND		1.00	1	02/09/2024 16:09	WG2223315
o-Xylene	ND		1.00	1	02/09/2024 16:09	WG2223315
m&p-Xylene	ND		2.00	1	02/09/2024 16:09	WG2223315
Total Xylenes	ND		3.00	1	02/09/2024 16:09	WG2223315
Methyl tert-butyl ether	ND		1.00	1	02/09/2024 16:09	WG2223315
Naphthalene	ND		5.00	1	02/09/2024 16:09	WG2223315
(S) Toluene-d8	*96.1*		*80.0-120*		*02/09/2024 16:09*	WG2223315
(S) 4-Bromofluorobenzene	*87.8*		*77.0-126*		*02/09/2024 16:09*	WG2223315
(S) 1,2-Dichloroethane-d4	*128*		*70.0-130*		*02/09/2024 16:09*	WG2223315

Volatile Organic Compounds (GC/MS) by Method 8260D

Analyte	Result	Qualifier	RDL	Dilution	Analysis	Batch
	ug/l		ug/l		date / time	
Benzene	ND		1.00	1	02/09/2024 16:29	WG2223315
Toluene	ND		1.00	1	02/09/2024 16:29	WG2223315
Ethylbenzene	ND		1.00	1	02/09/2024 16:29	WG2223315
o-Xylene	ND		1.00	1	02/09/2024 16:29	WG2223315
m&p-Xylene	ND		2.00	1	02/09/2024 16:29	WG2223315
Total Xylenes	ND		3.00	1	02/09/2024 16:29	WG2223315
Methyl tert-butyl ether	ND		1.00	1	02/09/2024 16:29	WG2223315
Naphthalene	ND		5.00	1	02/09/2024 16:29	WG2223315
(S) Toluene-d8	*95.9*		*80.0-120*		*02/09/2024 16:29*	WG2223315
(S) 4-Bromofluorobenzene	*90.9*		*77.0-126*		*02/09/2024 16:29*	WG2223315
(S) 1,2-Dichloroethane-d4	*134*	J1	*70.0-130*		*02/09/2024 16:29*	WG2223315

Volatile Organic Compounds (GC/MS) by Method 8260D

Analyte	Result	Qualifier	RDL	Dilution	Analysis	Batch
	ug/l		ug/l		date / time	
Benzene	ND		1.00	1	02/09/2024 16:48	WG2223315
Toluene	ND		1.00	1	02/09/2024 16:48	WG2223315
Ethylbenzene	ND		1.00	1	02/09/2024 16:48	WG2223315
o-Xylene	ND		1.00	1	02/09/2024 16:48	WG2223315
m&p-Xylene	ND		2.00	1	02/09/2024 16:48	WG2223315
Total Xylenes	ND		3.00	1	02/09/2024 16:48	WG2223315
Methyl tert-butyl ether	ND		1.00	1	02/09/2024 16:48	WG2223315
Naphthalene	ND		5.00	1	02/09/2024 16:48	WG2223315
(S) Toluene-d8	*94.3*		*80.0-120*		*02/09/2024 16:48*	WG2223315
(S) 4-Bromofluorobenzene	*84.2*		*77.0-126*		*02/09/2024 16:48*	WG2223315
(S) 1,2-Dichloroethane-d4	*130*		*70.0-130*		*02/09/2024 16:48*	WG2223315

Volatile Organic Compounds (GC/MS) by Method 8260D

Analyte	Result	Qualifier	RDL	Dilution	Analysis	Batch
	ug/l		ug/l		date / time	
Benzene	ND		1.00	1	02/09/2024 17:08	WG2223315
Toluene	ND		1.00	1	02/09/2024 17:08	WG2223315
Ethylbenzene	ND		1.00	1	02/09/2024 17:08	WG2223315
o-Xylene	ND		1.00	1	02/09/2024 17:08	WG2223315
m&p-Xylene	ND		2.00	1	02/09/2024 17:08	WG2223315
Total Xylenes	ND		3.00	1	02/09/2024 17:08	WG2223315
Methyl tert-butyl ether	ND		1.00	1	02/09/2024 17:08	WG2223315
Naphthalene	ND		5.00	1	02/09/2024 17:08	WG2223315
(S) Toluene-d8	*92.3*		*80.0-120*		*02/09/2024 17:08*	WG2223315
(S) 4-Bromofluorobenzene	*88.6*		*77.0-126*		*02/09/2024 17:08*	WG2223315
(S) 1,2-Dichloroethane-d4	*134*	J1	*70.0-130*		*02/09/2024 17:08*	WG2223315

Volatile Organic Compounds (GC/MS) by Method 8260D

Analyte	Result	Qualifier	RDL	Dilution	Analysis	Batch
	ug/l		ug/l		date / time	
Benzene	ND		1.00	1	02/09/2024 12:16	WG2223315
Toluene	ND		1.00	1	02/09/2024 12:16	WG2223315
Ethylbenzene	ND		1.00	1	02/09/2024 12:16	WG2223315
o-Xylene	ND		1.00	1	02/09/2024 12:16	WG2223315
m&p-Xylene	ND		2.00	1	02/09/2024 12:16	WG2223315
Total Xylenes	ND		3.00	1	02/09/2024 12:16	WG2223315
Methyl tert-butyl ether	ND		1.00	1	02/09/2024 12:16	WG2223315
Naphthalene	ND		5.00	1	02/09/2024 12:16	WG2223315
(S) Toluene-d8	*86.9*		*80.0-120*		*02/09/2024 12:16*	WG2223315
(S) 4-Bromofluorobenzene	*87.6*		*77.0-126*		*02/09/2024 12:16*	WG2223315
(S) 1,2-Dichloroethane-d4	*126*		*70.0-130*		*02/09/2024 12:16*	WG2223315

Method Blank (MB)

(MB) R4033564-3 02/09/24 10:36

Analyte	MB Result ug/l	MB Qualifier	MB MDL ug/l	MB RDL ug/l
Benzene	U		0.0941	1.00
Toluene	U		0.278	1.00
Ethylbenzene	U		0.137	1.00
o-Xylene	U		0.174	1.00
m&p-Xylene	U		0.430	2.00
Total Xylenes	U		0.174	3.00
Methyl tert-butyl ether	U		0.101	1.00
Naphthalene	U		1.00	5.00
(S) Toluene-d8	*92.8*			*80.0-120*
(S) 4-Bromofluorobenzene	*89.1*			*77.0-126*
(S) 1,2-Dichloroethane-d4	*121*			*70.0-130*

Laboratory Control Sample (LCS) • Laboratory Control Sample Duplicate (LCSD)

(LCS) R4033564-1 02/09/24 09:38 • (LCSD) R4033564-2 02/09/24 09:57

Analyte	Spike Amount ug/l	LCS Result ug/l	LCSD Result ug/l	LCS Rec. %	LCSD Rec. %	Rec. Limits %	LCS Qualifier	LCSD Qualifier	RPD %	RPD Limits %
Benzene	5.00	5.17	5.33	103	107	70.0-130			3.05	20
Toluene	5.00	4.64	4.93	92.8	98.6	70.0-130			6.06	20
Ethylbenzene	5.00	4.80	4.99	96.0	99.8	70.0-130			3.88	20
o-Xylene	5.00	4.35	4.77	87.0	95.4	70.0-130			9.21	20
m&p-Xylene	10.0	8.92	9.48	89.2	94.8	70.0-130			6.09	20
Total Xylenes	15.0	13.3	14.3	88.7	95.3	70.0-130			7.25	20
Methyl tert-butyl ether	5.00	5.30	5.43	106	109	70.0-130			2.42	20
Naphthalene	5.00	4.14	4.66	82.8	93.2	70.0-130			11.8	20
(S) Toluene-d8				*87.4*	*91.5*	*80.0-120*				
(S) 4-Bromofluorobenzene				*88.8*	*92.9*	*77.0-126*				
(S) 1,2-Dichloroethane-d4				*117*	*113*	*70.0-130*				

GLOSSARY OF TERMS

Guide to Reading and Understanding Your Laboratory Report

The information below is designed to better explain the various terms used in your report of analytical results from the Laboratory. This is not intended as a comprehensive explanation, and if you have additional questions please contact your project representative.

Results Disclaimer - Information that may be provided by the customer, and contained within this report, include Permit Limits, Project Name, Sample ID, Sample Matrix, Sample Preservation, Field Blanks, Field Spikes, Field Duplicates, On-Site Data, Sampling Collection Dates/Times, and Sampling Location. Results relate to the accuracy of this information provided, and as the samples are received.

Abbreviations and Definitions

MDL	Method Detection Limit.
ND	Not detected at the Reporting Limit (or MDL where applicable).
RDL	Reported Detection Limit.
Rec.	Recovery.
RPD	Relative Percent Difference.
SDG	Sample Delivery Group.
(S)	Surrogate (Surrogate Standard) - Analytes added to every blank, sample, Laboratory Control Sample/Duplicate and Matrix Spike/Duplicate; used to evaluate analytical efficiency by measuring recovery. Surrogates are not expected to be detected in all environmental media.
U	Not detected at the Reporting Limit (or MDL where applicable).
Analyte	The name of the particular compound or analysis performed. Some Analyses and Methods will have multiple analytes reported.
Dilution	If the sample matrix contains an interfering material, the sample preparation volume or weight values differ from the standard, or if concentrations of analytes in the sample are higher than the highest limit of concentration that the laboratory can accurately report, the sample may be diluted for analysis. If a value different than 1 is used in this field, the result reported has already been corrected for this factor.
Limits	These are the target % recovery ranges or % difference value that the laboratory has historically determined as normal for the method and analyte being reported. Successful QC Sample analysis will target all analytes recovered or duplicated within these ranges.
Qualifier	This column provides a letter and/or number designation that corresponds to additional information concerning the result reported. If a Qualifier is present, a definition per Qualifier is provided within the Glossary and Definitions page and potentially a discussion of possible implications of the Qualifier in the Case Narrative if applicable.
Result	The actual analytical final result (corrected for any sample specific characteristics) reported for your sample. If there was no measurable result returned for a specific analyte, the result in this column may state “ND” (Not Detected) or “BDL” (Below Detectable Levels). The information in the results column should always be accompanied by either an MDL (Method Detection Limit) or RDL (Reporting Detection Limit) that defines the lowest value that the laboratory could detect or report for this analyte.
Uncertainty (Radiochemistry)	Confidence level of 2 sigma.
Case Narrative (Cn)	A brief discussion about the included sample results, including a discussion of any non-conformances to protocol observed either at sample receipt by the laboratory from the field or during the analytical process. If present, there will be a section in the Case Narrative to discuss the meaning of any data qualifiers used in the report.
Quality Control Summary (Qc)	This section of the report includes the results of the laboratory quality control analyses required by procedure or analytical methods to assist in evaluating the validity of the results reported for your samples. These analyses are not being performed on your samples typically, but on laboratory generated material.
Sample Chain of Custody (Sc)	This is the document created in the field when your samples were initially collected. This is used to verify the time and date of collection, the person collecting the samples, and the analyses that the laboratory is requested to perform. This chain of custody also documents all persons (excluding commercial shippers) that have had control or possession of the samples from the time of collection until delivery to the laboratory for analysis.
Sample Results (Sr)	This section of your report will provide the results of all testing performed on your samples. These results are provided by sample ID and are separated by the analyses performed on each sample. The header line of each analysis section for each sample will provide the name and method number for the analysis reported.
Sample Summary (Ss)	This section of the Analytical Report defines the specific analyses performed for each sample ID, including the dates and times of preparation and/or analysis.

Qualifier	Description
J1	Surrogate recovery limits have been exceeded; values are outside upper control limits.

ACCREDITATIONS & LOCATIONS

Pace Analytical National 12065 Lebanon Rd Mount Juliet, TN 37122

Alabama	40660	Nebraska	NE-OS-15-05
Alaska	17-026	Nevada	TN000032021-1
Arizona	AZ0612	New Hampshire	2975
Arkansas	88-0469	New Jersey–NELAP	TN002
California	2932	New Mexico [1]	TN00003
Colorado	TN00003	New York	11742
Connecticut	PH-0197	North Carolina	Env375
Florida	E87487	North Carolina [1]	DW21704
Georgia	NELAP	North Carolina [3]	41
Georgia [1]	923	North Dakota	R-140
Idaho	TN00003	Ohio–VAP	CL0069
Illinois	200008	Oklahoma	9915
Indiana	C-TN-01	Oregon	TN200002
Iowa	364	Pennsylvania	68-02979
Kansas	E-10277	Rhode Island	LA000356
Kentucky [1 6]	KY90010	South Carolina	84004002
Kentucky [2]	16	South Dakota	n/a
Louisiana	AI30792	Tennessee [1 4]	2006
Louisiana	LA018	Texas	T104704245-20-18
Maine	TN00003	Texas [5]	LAB0152
Maryland	324	Utah	TN000032021-11
Massachusetts	M-TN003	Vermont	VT2006
Michigan	9958	Virginia	110033
Minnesota	047-999-395	Washington	C847
Mississippi	TN00003	West Virginia	233
Missouri	340	Wisconsin	998093910
Montana	CERT0086	Wyoming	A2LA
A2LA – ISO 17025	1461.01	AIHA-LAP,LLC EMLAP	100789
A2LA – ISO 17025 [5]	1461.02	DOD	1461.01
Canada	1461.01	USDA	P330-15-00234
EPA–Crypto	TN00003		

[1] Drinking Water [2] Underground Storage Tanks [3] Aquatic Toxicity [4] Chemical/Microbiological [5] Mold [6] Wastewater n/a Accreditation not applicable

* Not all certifications held by the laboratory are applicable to the results reported in the attached report.

* Accreditation is only applicable to the test methods specified on each scope of accreditation held by Pace Analytical.

Company Name/Address:
Kinder Morgan- Atlanta, GA

Ten 10th Street NW
Suite 1400
Atlanta. GA 30309

Billing Information:
Accounts Payable
1000 Windward Concourse
Ste 450
Alpharetta, GA 30005

Pres Chk

Report to: **Bethany Garvey**

Email To: bethany.garvey@jacobs.com;tom.wiley@jacobs

Project Description: **Lewis Drive Surface Water**

City/State Collected: BELTON, SC

Please Circle: PT MT CT (ET)

Phone: **404-751-5651**

Client Project # KMLDMR24

Lab Project # **KINCH2MGA-LEWIS**

Collected by (print): T. Hall

Site/Facility ID # **KM_LEWISDR**

P.O. # **WD1070436**

Collected by (signature):

Immediately Packed on Ice N ___ Y ✓

Rush? (Lab MUST Be Notified)
___ Same Day ___ Five Day
___ Next Day ___ 5 Day (Rad Only)
___ Two Day X 10 Day (Rad Only)
___ Three Day

Quote #

Date Results Needed

Analysis / Container / Preservative

Chain of Custody Page 1 of 2

Pace
PEOPLE ADVANCING SCIENCE

MT JULIET, TN

12065 Lebanon Rd Mount Juliet, TN 37122
Submitting a sample via this chain of custody constitutes acknowledgment and acceptance of the Pace Terms and Conditions found at: https://info.pacelabs.com/hubfs/pas-standard-terms.pdf

SDG # 170316
A023

Acctnum: **KINCH2MGA**
Template: **T241536**
Prelogin: **P1053210**
PM: **526 - Chris McCord**
PB: BW 2/2

Shipped Via: **FedEX Ground**

Sample ID	Comp/Grab	Matrix *	Depth	Date	Time	No. of Cntrs	V8260BTEXMNSC 40mlAmb-HCl	Remarks	Sample # (lab only)
SW11-020624	G	GW	—	2-6-24	1025	3	X		-01
SW10-020624		GW			1035	3	X		-02
SW09-020624		GW			1045	3	X		-03
SW08-020624		GW			1055	3	X		-04
SW04-020624		GW			1110	3	X		-05
SW02-020624		GW			1120	3	X		-06
SW07-020624		GW			1130	3	X		-07
SW03-020624		GW			1140	3	X		-08
SW05-020624		GW			1150	3	X		-09
SW14-020624		GW			1205	3	X		-10

* Matrix:
SS - Soil **AIR** - Air **F** - Filter
GW - Groundwater **B** - Bioassay
WW - WasteWater
DW - Drinking Water
OT - Other_____

Remarks:V8260BTEXMNSC = BTEX + Naphthalene + MTBE

pH _____ Temp _____

Flow _____ Other _____

Samples returned via:
__ UPS __ FedEx __ Courier _____

Tracking # 7155 0314 1678

Sample Receipt Checklist
COC Seal Present/Intact: __NP __Y __N
COC Signed/Accurate: __Y __N
Bottles arrive intact: __Y __N
Correct bottles used: __Y __N
Sufficient volume sent: __Y __N
If Applicable
VOA Zero Headspace: __Y __N
Preservation Correct/Checked: __Y __N
RAD Screen <0.5 mR/hr: __Y __N

Relinquished by : (Signature)	Date:	Time:	Received by: (Signature)	Trip Blank Received: Yes / No HCl / MeoH TBR	If preservation required by Login: Date/Time
	2-6-24	1530			
Relinquished by : (Signature)	Date:	Time:	Received by: (Signature)	Temp: °C Bottles Received: DPA8 2.8+0=2.8	
Relinquished by : (Signature)	Date:	Time:	Received for lab by: (Signature)	Date: 2-7-24 Time: 9:00	Hold: Condition: NCF / OK

Company Name/Address:
Kinder Morgan- Atlanta, GA

Ten 10th Street NW
Suite 1400
Atlanta. GA 30309

Billing Information:
Accounts Payable
1000 Windward Concourse
Ste 450
Alpharetta, GA 30005

Report to: **Bethany Garvey**

Email To: **bethany.garvey@jacobs.com;tom.wiley@jacobs**

Project Description: **Lewis Drive Surface Water**

City/State Collected: BELTON. SC

Please Circle: PT MT CT (ET)

Phone: **404-751-5651**

Client Project # KMLDMR24

Lab Project # **KINCH2MGA-LEWIS**

Collected by (print): T. HALL

Site/Facility ID # **KM_LEWISDR**

P.O. # **WD1070436**

Collected by (signature):

Immediately Packed on Ice N___ Y___

Rush? (Lab MUST Be Notified)
___ Same Day ___ Five Day
___ Next Day ___ 5 Day (Rad Only)
___ Two Day X 10 Day (Rad Only)
___ Three Day

Quote #

Date Results Needed

Analysis / Container / Preservative

Sample ID	Comp/Grab	Matrix *	Depth	Date	Time	No. of Cntrs	V8260BTEXMNSC 40mlAmb-HCl
TB01-020624	LAB	GW	—	2-6-24	LAB	2	X
		GW				3	X
		GW				3	X
		GW				3	X
		GW				3	X

Chain of Custody Page 1 of 1

Pace
PEOPLE ADVANCING SCIENCE

MT JULIET, TN
12065 Lebanon Rd Mount Juliet, TN 37122
Submitting a sample via this chain of custody constitutes acknowledgment and acceptance of the Pace Terms and Conditions found at: https://info.pacelabs.com/hubfs/pas-standard-terms.pdf

SDG # 170346

Table #

Acctnum: **KINCH2MGA**
Template: **T241536**
Prelogin: **P1053210**
PM: **526 - Chris McCord**
PB: BW 2/2

Shipped Via: **FedEX Ground**

Remarks	Sample # (lab only)
	-1

* Matrix:
SS - Soil **AIR** - Air **F** - Filter
GW - Groundwater **B** - Bioassay
WW - WasteWater
DW - Drinking Water
OT - Other_____

Remarks:V8260BTEXMNSC = BTEX + Naphthalene + MTBE

pH _____ Temp _____

Flow _____ Other _____

Samples returned via:
__ UPS __ FedEx __ Courier _____

Tracking # 7155 0311 1678

Sample Receipt Checklist
COC Seal Present/Intact: __NP Y N
COC Signed/Accurate: Y N
Bottles arrive intact: Y N
Correct bottles used: Y N
Sufficient volume sent: Y N
If Applicable
VOA Zero Headspace: Y N
Preservation Correct/Checked: Y N
RAD Screen <0.5 mR/hr: Y N

Relinquished by : (Signature)	Date:	Time:	Received by: (Signature)	Trip Blank Received: Yes / No HCl / MeoH TBR	If preservation required by Login: Date/Time
	2-6-24	1530		1	
Relinquished by : (Signature)	Date:	Time:	Received by: (Signature)	Temp: °C Bottles Received:	
				DPA8 2.8+0=2.8	
Relinquished by : (Signature)	Date:	Time:	Received for lab by: (Signature)	Date: Time:	Hold: / Condition: NCF / OK
				2-7-24 9:00	

Attachment E
Remediation Derived Waste Documentation

NON-HAZARDOUS WASTE MANIFEST

1. Generator ID Number:

2. Page 1 of: 1

3. Emergency Response Phone: 800-881-1098 Shamrock

4. Manifest Document Number: 05292024

5. Generator's Name and Mailing Address:
Kinder Morgan
4064 Winters Chapel
Doraville, GA 30360
Generator's Phone: 404-326-8842

Generator's Site Address (if different than mailing address):
Lewis Site
1112 Lewis Drive
Belton, SC 29627

6. Transporter 1 Company Name: SHAMROCK ENVIRONMENTAL CORPORATION
U.S. EPA ID Number: N.C.0.0.0.0.9.4.2.1.4.4

7. Transporter 2 Company Name:
U.S. EPA ID Number:

8. Designated Facility Name and Site Address:
SHAMROCK ENVIRONMENTAL CORPORATION
6106 CORPORATE PARK DR., BROWNS SUMMIT, NC 27214
(336)-375-1989
Facility's Phone:
U.S. EPA ID Number: N.C.0.0.0.0.9.4.2.1.4.4

HM	9. Waste Shipping Name and Description	10. Containers No.	10. Containers Type	11. Total Quantity	12. Unit Wt./Vol.	Approval Codes
	1. Non-hazardous, non-regulated material (petroleum-contaminated soil) FIRE ANT QUARANTINE	4	DM	2,400	P	2024-1382
	2. Non-hazardous, non-regulated material (petroleum-contaminated plastic/PPE)	3	DM	150	P	2024-1383
	3. Non-hazardous, non-regulated material (petroleum-contaminated purge water)	1	DM	208	P	2024-1390
	4. Non-hazardous, non-regulated material (petroleum-contaminated purge water with injectant)	1	DM	150	P	2024-1391

13. Special Handling Instructions and Additional Information

Power Unit ST-4 Trailer #

Job #02-WND-24-0460

14. GENERATOR'S CERTIFICATION: I certify the materials described above on this manifest are not subject to federal regulations for reporting proper disposal of Hazardous Waste.

Generator's/Offeror's Printed/Typed Name: Gordon Terhune
Signature: Gordon Terhune
Month: 05 Day: 20 Year: 24

15. International Shipments ☐ Import to U.S. ☐ Export from U.S. Port of entry/exit:
Transporter Signature (for exports only): Date leaving U.S.:

16. Transporter Acknowledgment of Receipt of Materials

Transporter 1 Printed/Typed Name: Jerry Clark
Signature:
Month: 5 Day: 29 Year: 24

Transporter 2 Printed/Typed Name:
Signature:
Month: Day: Year:

17. Discrepancy

17a. Discrepancy Indication Space ☐ Quantity ☐ Type ☐ Residue ☐ Partial Rejection ☐ Full Rejection

Manifest Reference Number:

17b. Alternate Facility (or Generator)
U.S. EPA ID Number:
Facility's Phone:

17c. Signature of Alternate Facility (or Generator)
Month: Day: Year:

9.1	9.2	9.3	9.4

18. Designated Facility Owner or Operator: Certification of receipt of materials covered by the manifest except as noted in Item 17a

Printed/Typed Name:
Signature:
Month: Day: Year:

GENERATOR — INT'L — TRANSPORTER — DESIGNATED FACILITY

DESIGNATED FACILITY TO GENERATOR

280434

NON-HAZARDOUS WASTE MANIFEST	1. Generator ID Number	2. Page 1 of	3. Emergency Response Phone	4. Manifest Document Number
				280434

5. Generator's Name and Mailing Address: Kinder Morgan - Belton, SC

Generator's Site Address (if different than mailing address): 112 Lewis Drive, Belton SC 29627

Generator's Phone:

6. Transporter 1 Company Name: **SHAMROCK ENVIRONMENTAL CORPORATION** — U.S. EPA ID Number: **N.C.0.0.0.0.9.4.2.1.4.4**

7. Transporter 2 Company Name — U.S. EPA ID Number:

8. Designated Facility Name and Site Address: **SHAMROCK ENVIRONMENTAL CORPORATION, 6106 CORPORATE PARK DR., BROWNS SUMMIT, NC 27214, (336)-375-1989** — U.S. EPA ID Number: **N.C.0.0.0.0.9.4.2.1.4.4**

Facility's Phone:

HM	9. Waste Shipping Name and Description	10. Containers No.	10. Containers Type	11. Total Quantity	12. Unit Wt./Vol.	Approval Codes
	1. Pump Purge water from 1,500 Gal tank and 325-gal tote	001	TT	605	G	2024-1390
	2.					
	3.					
	4.					

13. Special Handling Instructions and Additional Information

Power Unit VT-18 Trailer # /

Job # 02-WNB-24-0461

14. GENERATOR'S CERTIFICATION: I certify the materials described above on this manifest are not subject to federal regulations for reporting proper disposal of Hazardous Waste.

Generator's/Offeror's Printed/Typed Name: OMAR RAYA — Signature — Month 5 Day 29 Year 24

INT'L

15. International Shipments: ☐ Import to U.S. ☐ Export from U.S. Port of entry/exit:

Transporter Signature (for exports only): Date leaving U.S.:

TRANSPORTER

16. Transporter Acknowledgment of Receipt of Materials

Transporter 1 Printed/Typed Name: OMAR RAYA — Signature — Month 5 Day 29 Year 24

Transporter 2 Printed/Typed Name — Signature — Month Day Year

DESIGNATED FACILITY

17. Discrepancy

17a. Discrepancy Indication Space: ☐ Quantity ☐ Type ☐ Residue ☐ Partial Rejection ☐ Full Rejection

Manifest Reference Number:

17b. Alternate Facility (or Generator) — U.S. EPA ID Number

Facility's Phone:

17c. Signature of Alternate Facility (or Generator) — Month Day Year

9.1	9.2	9.3	9.4

18. Designated Facility Owner or Operator: Certification of receipt of materials covered by the manifest except as noted in Item 17a

Printed/Typed Name — Signature — Month Day Year

DESIGNATED FACILITY'S COPY