111 Corning Road, Suite 200
Cary, North Carolina 27518
United States
T +1.919.859.5001
www.jacobs.com

March 27, 2024

Delivered via Trackable Overnight Delivery

Ms. Caitlin Reilly
South Carolina Department of Health and Environmental Control
Assessment and Non-Permitted Petroleum Section
UST Division
2600 Bull Street
Columbia, South Carolina 29201

Subject: Second 2023 Semiannual Monitoring and System Operation and Maintenance Report
Products (SE) Pipe Line Corporation (PPL)
Lewis Drive Remediation Site
Belton, South Carolina
Site ID #18693, "Kinder Morgan Belton Pipeline Release"

Dear Ms. Reilly,

On behalf of Products (SE) Pipe Line Corporation (PPL), this Second 2023 Semiannual Monitoring and System Operation and Maintenance Report presents a summary of the work performed at the Lewis Drive Remediation Site in Belton, South Carolina, between July 1, 2023, and December 31, 2023. The activities conducted during this reporting period included select gauging, collection of surface water and groundwater samples for laboratory analysis, and air sparging (AS) system operation/maintenance. These activities were conducted in accordance with the *Request to Modify Groundwater Monitoring and Reporting Schedule in 2023* submitted on November 28, 2022 (Jacobs, 2022a) and agreed upon by the South Carolina Department of Health and Environmental Control (DHEC) on March 30, 2023 (DHEC, 2023). Additional activities included grouting the HAS-6 aperture location on August 30, 2023; installation of additional vertical AS wells, between October 30, 2023 and November 7, 2023; and the injection of Bioavailable Material (BAM) with sulfate between November 27, 2023, and December 1, 2023. Figure 1 presents a map of the site and sampling locations, including monitoring wells, recovery sumps, recovery wells, and surface water monitoring locations.

1. Summary of Gauging and Product Recovery

Select gauging of product recovery features (recovery sumps and wells) was conducted during the September 2023 semiannual event. Select monitoring wells were gauged during the baseline sampling event for the BAM injection event in November 2023, and the quarterly sampling event in December 2023. Surface water locations were gauged and sampled monthly from July 2023 through December 2023. During the September 2023 event, the majority of residuum monitoring wells and recovery features had water levels well within their screened intervals to allow the detection of free-phase product, if present, at the site. Groundwater elevations in the residuum aquifer, along with stream elevations, are presented on Figure 2A. Groundwater elevations in the

bedrock aquifer are presented on Figure 2B. Field observations made during this reporting period are summarized in Table 1 with stream and groundwater elevations tabulated in Table 2.

Water levels from the September 2023 gauging event were used to develop potentiometric surface maps for the site (Figures 2A and 2B). Groundwater potentiometric levels in both the residuum (Figure 2A) and bedrock (Figure 2B) aquifers mimic the topography of the site and generally flow from higher to lower topography. Groundwater from the release point (topographic high) flows toward Cupboard Creek to the southwest and northeast toward Browns Creek. The September 2023 water table configurations and potentiometric levels are consistent with previous findings.

All remaining continuous product recovery canisters were removed during the March 2022 annual event due to lack of product detected at the site and replaced with absorbent socks. The modification of the product recovery activities is covered in the *Request for Modification of Product Recovery Activities* submitted on October 24, 2021 (Jacobs, 2021) and agreed to by DHEC on November 12, 2021 (DHEC, 2021). Product gauging and recovery will continue semiannually, with the next event scheduled for March 2024.

Measurable product was detected at MW-11 (0.02 foot) and at three recovery features during the September 2023 gauging event, ranging from 0.01 foot in RW-03 to 0.03 foot in RW-02. Measurable product was also detected during the December 2023 gauging event at MW-11 (0.05 foot) and MW-20 (0.03 foot). Bailers were used to confirm the presence of product after gauging with the oil/water interface probe. Well gauging data are presented in Table 2. Hydrographs for select monitoring wells and recovery features that are representative of approximate product thickness trends are provided in Attachment A.

2. Summary of Surface Water Results

Inspections of surface water features were performed monthly at the site during this reporting period, and no signs of distressed vegetation or hydrocarbon sheens were observed during these inspections. The inspection route of surface water features is presented on Figures 1, 2A, and 2B. Field observations documented during this reporting period are summarized in Table 1.

Due to low water levels from the removal of two beaver dams in February 2022, the stream aerators have been turned off since April 22, 2022, and may resume operation when/if conditions allow. Monthly surface water samples were analyzed for benzene, toluene, ethylbenzene, and xylenes (BTEX), naphthalene, and methyl tertiary butyl ether (MTBE) using U.S. Environmental Protection Agency (EPA) Method 8260D.

During this reporting period, dissolved hydrocarbons were detected in surface water at 2 of the 13 locations sampled: SW-02 and SW-04 (Table 3A; Figure 1). Benzene was the only constituent that exceeded the surface water standard for protection of human health for consumption of water and organisms (2.2 micrograms per liter [µg/L]; DHEC, 2014) and was isolated to SW-02 (6.73 µg/L in November 2023 and 6.85 µg/L in December 2023). Surface water sample results are summarized in Table 3A; historical data for surface water samples are summarized in Table 3B. BTEX trends for surface water sampling locations SW-01, SW-02, SW-04, SW-08, SW-09, SW-12, and SW-13 are presented in Attachment B. The trend graphs for locations SW-01, SW-05, SW-07, SW-12, and SW-13 show a data gap during this reporting period due to lack of flow in Browns Creek that did not allow for sample

collection. Flow in the creek was impacted by the removal of the beaver dam in the culvert under the Lewis Drive and a beaver dam north of Lewis Drive by the county in February 2022, causing the creek waters to diminish and in some areas disappear. Laboratory analytical reports for surface water samples and chain-of-custody (COC) records are included in Attachment D.

3. Summary of Groundwater Results

Three groundwater sampling events were performed between July 1, 2023, and December 31, 2023: the first event was the regularly scheduled semiannual event in September, the second event was a baseline event for select wells within the assumed area of influence of the BAM with sulfate injection locations, and the third event was the regularly scheduled quarterly event in December. Gauging was performed at the select wells during the September, November, and December 2023 events. During these three sampling events, wells were gauged using an oil-water interface probe to measure the depth to water and test for the presence and thickness (if detected) of product. The oil-water interface probe was decontaminated before each use and after the final measurement. Monitoring wells without free product were sampled during this reporting period using either a HydraSleeve or low-flow peristaltic pump in accordance with the Quality Assurance Project Plan (QAPP), Revision 4 (CH2M-Jacobs, 2018). Samples were analyzed for BTEX, 1,2-dichloroethane, MTBE, and naphthalene using EPA Method 8260D. Prior to the BAM with sulfate injection event, a baseline groundwater sampling event was completed. Samples were analyzed for BTEX, 1,2-dichloroethane, MTBE, and naphthalene; sulfate was sampled at select wells using a field test kit; and geochemical parameters, including dissolved oxygen and oxidation-reduction potential, were collected. Sulfate samples and geochemical parameters were collected in December 2023, in addition to BTEX, 1,2-dichloroethane, MTBE, and naphthalene at select wells following the BAM with sulfate injection event. Groundwater analytical results are summarized in Table 4A; historical data for groundwater samples are summarized in Table 4B.

Groundwater monitoring results during the second half of 2023 demonstrate decreases in dissolved concentrations of hydrocarbons at MW-13B and MW-50B (Hayfield Zone), at MW-37 (Browns Creek Protection Zone [BCPZ]), and at MW-56 and MW-59 (Cupboard Creek Protection Zone [CCPZ]). Areas showing increased concentrations during this reporting period are MW-07, MW-09, and MW-18 (Hayfield Zone), at MW-23 and MW-46 (CCPZ), and at MW-12 and MW-38B (BCPZ). The increases in the Hayfield Zone may be associated with the deactivation of the horizontal air sparge (HAS) wells HAS-1 through HAS-3 in October 2020 for rebound monitoring. The increases in the CCPZ may be associated with the shutdown of the vertical air sparge (VAS) wells prior to the biosparging system expansion event that occurred between October 30, 2023 and November 7, 2023. The VAS wells remain off in the CCPZ. Most bedrock wells, including those in the SBZ, are outside the influence of VAS wells and HAS wells, and yet have decreasing or stable dissolved concentrations, with the exception of MW-38B.

Although site-specific groundwater cleanup targets have not been established, groundwater analytical results are screened against the risk-based screening levels listed in the South Carolina *Quality Assurance Program Plan for the Underground Storage Tank Management Division*, Table D1 (DHEC UST Management Division, 2016), referred to as Target Screening Levels (TSLs). The results for this reporting period are provided in Table 4A, shown on Figures 3A and 3B, and summarized in the following sections. Historical groundwater analytical results are provided in Table 4B.

Trend plots for select groundwater monitoring wells are included in Attachment C. Note that the gray shaded area on the trend plots indicates the operational period of the AS system for wells estimated to be within the area of influence of the AS system, and monitoring wells that have been nondetect or below TSLs since well installation are not presented. Additionally, in preparation for the startup of the system expansion wells HAS-4 through HAS-6, VAS wells were deactivated on May 19, 2022, to monitor baseline conditions in wells within 80 feet of HAS-4 through HAS-6. The Browns Creek VAS wells have remained off to monitor the effectiveness of HAS-4 and HAS-5. The Cupboard Creek VAS wells resumed operation on June 29, 2022 after the HAS-6 shutdown, but were turned off on September 22, 2023 in preparation to install four additional VAS wells in the CCPZ. Laboratory analytical reports and COC records for this reporting period are provided in Attachment D.

3.1 Browns Creek Protection Zone

Groundwater wells in the BCPZ during the second half of 2023 show dissolved concentrations below TSLs or nondetect in 14 of the 17 monitoring wells sampled in September 2023. MW-12, MW-15B, and MW-38B showed exceedances of benzene or MTBE, or both and are discussed further below:

- Dissolved concentrations in residuum and bedrock wells side-gradient of and within the influence of the AS system have decreased or remained stable since the last quarterly event with the exception of MW-12, with a benzene exceedance slightly above its TSL at 9.54 µg/L. MW-15B continues to have stable exceedances of benzene and MTBE since the last reporting period, but shows overall decreasing trends since November 2021.
- Benzene concentrations at MW-37 have shown an order of magnitude decrease since March 2023 with constituents currently nondetect or below their respective TSLs.
- Benzene concentrations at MW-38B have decreased by two orders of magnitude between June 2022 and June 2023, with the current concentration (58.1 µg/L) above its TSL of 5 µg/L. MTBE remains stable in 2023 with a concentration of 64.8 J µg/L slightly above its TSL of 40 µg/L.
- Downgradient monitoring well MW-38 concentrations continued to decrease since the last reporting period and are now nondetect for all analyzed compounds.
- Downgradient monitoring well MW-25B benzene concentration showed a slight increase in September 2023 but is still below its respective TSL.

3.2 Cupboard Creek Protection Zone

Dissolved concentrations in the CCPZ during this reporting period have generally decreased or stabilized in all residuum and bedrock wells with the exception of MW-23 and MW-46. MW-19 was not sampled due to insufficient water. The only locations with TSL exceedances are MW-20, MW-23, MW-46, MW-56, MW-58, and MW-59 and are discussed further below:

- MW-20 is within the influence of the vertical AS curtain. BTEX concentrations decreased from June 2023 to September 2023 with benzene and toluene nearly decreasing by half. However, measurable product was detected at MW-20 during the December 2023 event (0.03 ft) and therefore could not be sampled. Benzene, ethylbenzene, and toluene concentrations exceeded their respective TSLs in September 2023. Additional VAS wells were installed in the vicinity of MW-20 to address steady BTEX concentrations in the area.

- MW-23 is downgradient and outside of the vertical AS curtain's area of influence and benzene concentrations have fluctuated in 2023 but still show an overall decrease of 61.6 percent since June 2022.
- MW-46 is within the AS system area of influence. Benzene concentrations at MW-46 increased in November, but then decreased by 75 percent during the following December sampling event. The increase in benzene may have possibly been due to the VAS shutdown in October 2023 in preparation of the VAS wells installation activities. Benzene is currently above its TSL at 106 µg/L. The benzene decrease between November and December could be due to the BAM with sulfate injection event.
- Benzene concentrations at MW-56 have fluctuated since the last reporting period but show an overall stable trend, while MTBE has continued to remain below its TSLs. Benzene is the only compound that currently exceeds its TSL.
- As part of the additional delineation of dissolved hydrocarbon concentrations in the Cupboard Creek area, residuum wells MW-58, MW-59, MW-62, and MW-63 and bedrock well MW-61B were installed during the summer of 2021.
    - Benzene concentrations have decreased at MW-59 since the last reporting period and are currently nondetect, while MTBE concentrations have increased with the current concentration above its TSL at 63.2 J µg/L.
    - Benzene concentrations increased at MW-58 in September 2023 but have fluctuated during this reporting period with the current concentration being just slightly above its TSL at 9.76 µg/L.
- Constituents were nondetect or below TSLs in monitoring wells MW-23B, MW-26, MW-26B, MW-29, MW-57, MW-60, MW-61B, MW-62, and MW-63.

Expansion of the AS system at Cupboard Creek to address dissolved hydrocarbon concentrations in the CCPZ in areas not directly influenced by the current AS system was conducted in the fall of 2021. Connection of HAS-6 to the system compound was completed in May 2022. The system was turned off moments after startup due to short circuiting of air. As presented in the Additional Activities sections, two repair attempts were made, but additional repairs will be needed in 2024 to operate HAS-6.

3.3 Hayfield Zone

In September 2023, 12 of the 15 residuum monitoring wells sampled and 80 percent were nondetect or below TSLs for constituents analyzed. During the quarterly event in December 2023, two residuum monitoring wells were sampled in the Hayfield Zone and dissolved hydrocarbon concentrations were nondetect or below TSLs. MW-07 and MW-45 had insufficient water for sample collection during the December 2023 event. In October 2020, the HAS system was shut down to conduct a product rebound study in agreement with the request letter submitted to DHEC on August 24, 2020 (Jacobs, 2020), and approved by DHEC in letter correspondence dated September 28, 2020 (DHEC, 2020). During this reporting period, the following locations showed increased concentrations of MTBE – MW-07, MW-09, and MW-18, both of which are within the AS system area of influence. Free product was detected at MW-11 during the September and December events and at MW-20 during the December event. Key wells are discussed further below:

- MW-18 is within the AS system area of influence. BTEX concentrations at this monitoring well have increased since the last reporting period with benzene exceeding its TSL. Naphthalene concentration remains stable in 2023 and remains above its TSL. MTBE concentrations have decreased by 38.3 percent since September 2022.
- MW-09 is within the AS system area of influence and has shown increases in dissolved hydrocarbon concentrations compared to the March 2023 sampling event, with exceedances of ethylbenzene and naphthalene.
- MW-07 (upgradient of the CCPZ AS system) has shown increased BTEX concentrations during2023 with benzene exceeding its TSLs at 94.9 µg/L. However, benzene shows an overall decrease of 84.6 percent since November 2021.
- Of the 9 bedrock wells sampled during the September 2023 event, dissolved concentrations were above TSLs in two of the wells which are outside the AS system area of influence. Benzene concentrations range from 160 µg/L (MW-13B) to 3,840 µg/L (MW-17B). All other bedrock wells in the Hayfield Zone were nondetect or below TSLs during the September 2023 event. During the December 2023 quarterly event, MW-14B and MW-17B were sampled and dissolved hydrocarbons exceedances were only detected in MW-17B. Key wells are discussed below:
    - Benzene concentrations at MW-17B, which is upgradient of the Cupboard Creek AS curtain, have continued to increase since the last reporting period but show an overall decrease of 23.4 percent since the March 2023 annual sampling event. In contrast, ethylbenzene, toluene and total xylenes concentrations have decreased during this reporting period with current concentrations below respective TSLs. Benzene and MTBE exceeded their respective TSLs, during the December 2023 quarterly event.
    - Benzene and MTBE concentrations have decreased by 69 percent and 13.1 percent respectively at MW-13B since the last reporting period with both compounds exceeding their respective TSLs. Ethylbenzene, toluene, and total xylenes remain below their respective TSLs.
    - Benzene concentrations in MW-50B have continued to decrease since the last reporting period with its current concentrations at nondetect for the first time since March 2020.

3.4 Shallow Bedrock Zone

The residuum and bedrock wells in the SBZ have been nondetect in 2023 with the exception of MW-11. A sample was not collected from MW-11 during this reporting period due to measurable product in the well during both sampling events. MW-11 is in the expanded AS system area of influence. The AS system is expected to influence BTEX groundwater concentrations within the MW-11 area and downgradient of MW-11 (Figure 3A).

4. Summary of Air Sparging System Operation/Maintenance and Efficiency

The average runtime for the AS system that was intended to be operational during the second semiannual event was 99 percent. Air compressor downtime during this reporting period was associated with routine maintenance visits, sampling, and to install the new horizontal well valve controllers.

The surface aerators in Browns Creek have been turned off since April 22, 2022, due to very low water levels from the removal of two beaver dams in February 2022 and were not operational during this reporting period. System expansion was completed on June 23, 2022, and HAS-4 and HAS-5 have been operating at design flow capacity during this reporting period, with the exception of scheduled downtime to let an abandoned temporary well cure. HAS-6 startup procedure was initiated on September 18, 2023,after the repair of the well occurred the week of August 28, 2023. The rehabilitation work involved grouting the inadvertent return locations to prevent gurgling and audible air from reaching the surface. HAS-6 has operated up to 50 standard cubic feet per minute (scfm), but is currently operating at 20 scfm. VAS wells in the CCPZ were shut down on September 22, 2023 to prepare for the installation of the four new VAS wells around MW-20.

With DHEC approval, in a letter dated September 28, 2020 (DHEC, 2020), HAS-1 through HAS-3 were shut down for rebound analysis on October 1, 2020. With HAS-1 through HAS-3 not operating, only one compressor has been operating since October 1, 2020. With only one compressor needed to operate the system, the compressors were rotated so that only one compressor was operating at a time. With reduced runtime hours, scheduled maintenance services could be reduced from quarterly to semiannually.

Activities associated with operation and maintenance of the AS system are summarized by remediation area as follows:

- BCPZ: VAS wells did not operate during this reporting period to allow continued collection of operation and performance data for HAS-4 and HAS-5. Air was not injected into two surface water submersible diffusion aerators installed in Browns Creek during this reporting period due to low water levels. The stream aerators were turned off on April 22, 2022 and may resume operation when conditions allow. AS was performed using two horizontal AS wells (HAS-4 and HAS-5) with well screen lengths of approximately 150 and 250 feet, respectively. The flow rates in each of the two horizontal wells were maintained at approximately 0.78 scfm per foot of screen during this reporting period, resulting in the following approximate flows: 149 and 140.4 scfm per well, respectively.
- CCPZ: AS was performed using a curtain of 24 VAS wells screened between 9.5 and 31.2 feet below ground service (bgs) until HAS-6 started operating in September. The VAS wells operated at an average flow rate of 8.00 scfm per sparging well until they were shut off in August. AS was performed in September through December using horizontal AS well (HAS-6) with a well screen length of approximately 480 feet. The flow rate in the horizontal well was maintained at approximately 0.07 scfm per foot of screen during this startup phase, resulting in the following approximate flow of 35.2 scfm.
- Hayfield Zone: AS was not performed during this reporting period.

5. Additional Activities

- The following additional activities were performed from June through December 2023:
  On January 16, 2023, two vertical bedrock sparging and eight temporary piezometer wells were abandoned as outlined in the *Well Abandonment and Well Completion Summary* letter submitted to DHEC on February 15, 2023 (Jacobs, 2023j). One vertical bedrock sparging and five temporary piezometer wells were unable to be abandoned. TW-55, TW-64, TW-67, and TW-94 could not be located visually or with the use of a metal detector. TW-66 was under high pressure from HAS-5 AS operations and abandonment at the time was not possible. VBS-01 could not be abandoned due to groundwater levels in the area greater than ground surface. Between October 30, 2023 and November 3, 2023, abandonment activities resumed, and VBS-01, TW-55, TW-64, TW-66, TW-67, and TW-94 were abandoned. A *Well Abandonment Summary* letter was submitted to DHEC on December 5, 2023 to document well abandonment activities (Jacobs, 2023k).
- On December 7, 2022, a 1.5-inch diameter Schedule 40 PVC pipe (slipline) was installed within HAS-6 in an attempt to push air 50 feet past the aperture of the surfacing location. HAS-6 was tested on December 8, 2022 and was shown to be unsuccessful with minor surfacing at the original surfacing location. On May 23, 2023, Jacobs submitted a *Preconstruction Notification for Use of Nationwide Permit 18 by Products (SE) Pipe Line Corporation (PPL) for Minor Discharges in a Wetland in Anderson County, South Carolina* letter to the U.S. Army Corps of Engineers (USACE) for approval to inject grout within the aperture location along the well screen interval of HAS-6 (Jacobs, 2023d). The Nationwide permit 18 (Permit #SAC-2023-00723) was approved on July 28, 2023 by the USACE (USACE, 2023). Jacobs requested a modification to the Underground Injection Control (UIC) Permit to Construct (Permit #SCHE03020469M4) to allow grout injection along the aperture location on August 17, 2022 via email to the Water Quality Permitting Section of South Carolina DHEC. The UIC Permit to Construct modification was granted on August 26, 2022 via email. On August 30, 2023, approximately 120 gallons of Portland cement was injected into the aperture location along HAS-6. The system was restarted on October 3, 2023. Jacobs submitted a *Compliance Certificate* to the USACE on September 27, 2023, in accordance with the Nationwide Permit 18 requirements to document the repair efforts (Jacobs, 2023b). The system has been operational up to 50 scfm, but is currently operating at 20 scfm. The grout seal did not seal the aperture location, therefore additional repairs will be needed to operate HAS-6.
- On October 3, 2023, Jacobs submitted a *Request for Well Permit to Install Additional Vertical Sparging Wells for Biosparging System Expansion* letter to install four additional VAS wells within a 10-foot radius of MW-20 in an effort to mitigate the steady BTEX concentrations to the UST Division of South Carolina DHEC (Jacobs, 2023e). The request was approved on October 16, 2023 by the UST Division of South Carolina DHEC in the *Assessment Work Plan Approval and Notice to Proceed* letter (DHEC, 2023b). In addition, a *UIC Permit Revision for Expansion of the Biosparging Remediation System* letter was submitted to the Water Quality Permitting Section of South Carolina DHEC on October 16, 2023 (Jacobs, 2023i). The request was approved on October 26, 2023 under UIC Permit #SCHE03020469 (DHEC, 2023e).
  The installation of the four additional VAS wells (VAS-60, VAS-61, VAS-62, and VAS-63) occurred between October 30, 2023 through November 7, 2023 (Table 5). A *1903 Water Well Record Forms Request* letter was submitted to the UST Division of South Carolina DHEC on

December 5, 2023 to document the VAS well completion (Jacobs, 2023a). A *UIC Permit Renewal* letter was submitted to the Water Quality Permitting Section of South Carolina DHEC on February 14, 2024 to operate the four additional VAS wells (Jacobs, 2024). A submittal of *UIC Permit Application for Direct-Push Injections* was submitted on October 31, 2023 to the Water Quality Permitting Section of South Carolina DHEC for Direct-Push of Bioavailable Absorbent Media (BAM-Ultra, a wood derived media) with Sulfate (a mixture of gypsum, ammonium, and magnesium sulfate) injections at the Lewis Drive site (Jacobs, 2023g). On November 13, 2023, the *UIC Injection Permit* to construct (Permit #SCHE000047; DHEC, 2023c) and the UIC Permit to Operate (Permit #SCHE000047 v2.0; DHEC, 2023d) the 35 direct-push technology (DPT) locations were approved. DPT injections were conducted from November 27 through December 1, 2023, in the area adjacent to MW-46, MW-56, MW-57 and MW-60 in the CCPZ and MW-38, MW-38B, and MW-37 in the BCPZ. This was performed as an interim step to address the increased dissolved hydrocarbon concentrations located outside the direct influence of the AS system in the area upgradient from Cupboard Creek and Browns Creek. The selected amendments were injected into the subsurface to reduce the dissolved hydrocarbon concentrations in groundwater. Amendments were supplied and injected by Redox Tech, LLC. The mixture of BAM and Sulfate amendments supports a two-fold mechanism for treating hydrocarbons. The BAM was designed to capture dissolved hydrocarbons while promoting microbial colonizers by providing a "honeycomb" pore space structure for capture and facilitate microbe community that degrade dissolved hydrocarbons. The Sulfate additive is an alternate electron acceptor for microbial biodegradation. A total of 27 injection locations in the MW-46 area of Cupboard Creek and 7 injection locations in the area of MW-38 of Browns Creek were installed approximately 10 feet apart, perpendicular to groundwater flow. A Geoprobe direct-push drill rig was used to advance borings at each location to deliver the BAM with sulfate solution that was approximately 220 pounds of BAM, 70 lbs. of Sulfate amendments mixed with potable water to form 250 gallons of solution. The solution was injected from the top of bedrock (approximately 25 feet bgs) up to 5 feet bgs. Additional details regarding the injections can be found in the field summary report provided by Redox Tech, LLC, included as Attachment E.

6. Summary of Findings

The following findings are based on site work performed during the reporting period between July 1, 2023 and December 31, 2023:

- Product thickness values have declined to negligible levels in both recovery and nonrecovery features across the site. During both the September and December 2023 gauging events light nonaqueous phase liquid was detected at MW-11 (0.02 foot and 0.05 foot, respectively) and was also detected during the December 2023 event at MW-20 (0.03 foot).

- Remedial efforts continue to be effective at reducing dissolved concentrations of hydrocarbons in groundwater across the site. Limited impacts remain outside the AS system area of influence, upgradient of Browns Creek and Cupboard Creek. More significant impacts remain upgradient of treatment within the interior of the plume along Lewis Drive. Of the 61 residuum and bedrock well groundwater samples analyzed during the September 2023 event and 21 groundwater samples analyzed during the December 2023 event, 78.7 percent and 61.9 percent of the wells respectively were nondetect or below TSLs for constituents analyzed. There was a slight increase in BTEX concentrations in MW-12, with benzene being just slightly above its TSL at 9.54 µg/L Although benzene concentrations at MW-38B increased during this reporting period, benzene concentrations at MW-38 remained nondetect and decreased by an order of magnitude at MW-37 (BCPZ). Additionally, in the CCPZ, despite the increase in benzene concentration at MW-23 during this reporting period, benzene has had an overall decrease of 61.6 percent since June 2022. Although MW-20 showed a decrease in BTEX concentrations from June 2023 to September 2023, measurable product was detected during the December 2023 event (0.03 ft). In the Hayfield Zone, only MW-07, MW-09, and MW-18 have shown an increase in dissolved hydrocarbon concentrations. MW-50B, which is outside the AS area of influence, continued to show a decreasing trend, with benzene at nondetect for the first time since March 2020.

  Oxidant injections were conducted in the BCPZ and CCPZ areas in August 2019 to address dissolved concentrations at monitoring wells MW-46, MW-56, and MW-57 in the CCPZ and MW-38 in the BCPZ. As of December 2023, MW-46, and MW-56 have TSL exceedances for benzene. Additionally, each of the CCPZ downgradient monitoring wells installed in the summer of 2021 (MW-58, MW-59, MW-61B, MW-62, and MW-63) are nondetect or below TSLs for constituents analyzed except for benzene at MW-58 and MTBE at MW-59. Benzene concentration increased at the beginning of this reporting period at MW-58 but decreased during the December sampling event with a detection just slightly above its TSL at 9.76 µg/L. MTBE concentration at MW-59 and increased in 2023 with the current detection of 63.2 J µg/L slightly over its TSL of 40 µg/L.

  An expansion of the HAS system was installed during the fall of 2021 and HAS-4 and HAS-5 became operational on June 20, 2022. HAS-6 was started on June 20, 2022, but was deactivated due to air surfacing along the screened interval. A rehabilitation plan was developed for HAS-6 and a slipline was installed within HAS-6 on December 7, 2022. The slipline was placed in efforts to route air beyond the area with the air surfacing. Unfortunately this effort did not prevent air from surfacing. An additional attempt to repair the aperture location at HAS-6 was performed on August 30, 2023 to inject grout into the aperture location. HAS-6 was restarted on September 18, 2023 to assess the effectiveness of the grout but the grouting was unsuccessful. Additional measures are being evaluated to restructure HAS-6. Concentrations and air distribution within the intended new areas of influence will be closely monitored at CCPZ upon successful startup of HAS-6.

- TSL exceedances in the Hayfield Zone outside the AS system area of influence during this reporting period are located in monitoring wells (MW-07, MW-13B, and MW-17B). These wells show exceedances for benzene and MTBE (MW13B and MW-17B) and benzene only at MW-07. MW-50B is outside the AS system area of influence and continued to show decreases in dissolved hydrocarbon concentrations since the last reporting period with constituents below TSLs or nondetect for the first time since December 2019.

- TSL exceedances within the Hayfield Zone AS system area of influence are found in residuum wells (MW-09 and MW-18). MW-09 shows exceedances of ethylbenzene and naphthalene. MW-18 shows exceedances for benzene, MTBE, and naphthalene.
- TSL exceedances for BTEX in the Hayfield wells have decreased and in some instances increased since the last reporting period. Rebound monitoring is ongoing for this area of the site. The increases at MW-07, MW-09, and MW-18 in the Hayfield Zone are within normal historical highs and lows with the exception of ethylbenzene and naphthalene at MW-09. Groundwater sample results from this reporting period will be reviewed with DHEC to determine the future status of the Hayfield Zone treatment as agreed upon in the April 21, 2022 meeting with DHEC (Jacobs, 2022b).
- Cupboard Creek and Browns Creek both have upgradient AS treatment zones, and although there has been fluctuation in concentrations, benzene was nondetect or below TSL at each surface water sampling location with the exception of SW-02 during this reporting period.
- The AS system was operated at 99.3 percent for the reporting period for areas intended to be addressed. Operating flows in the CCPZ VAS wells and HAS-6 and HAS-4 and HAS-5 were maintained at approximately 72.2 percent and 78 percent of design flow capacity, respectively.

7. Path Forward

Future activities planned for the Lewis Drive site include the following:

- Ongoing monitoring and reporting will be conducted per the *Request to Maintain the Current Groundwater Monitoring and Reporting Schedule in 2024* submitted on December 5, 2023 (Jacobs, 2023c) and agreed upon by the South Carolina Department of Health and Environmental Control (DHEC) on January 4, 2024 (DHEC, 2024), covering the time period from January 1, 2024, to December 31, 2024. Groundwater concentration trends in the monitoring well network will continue to be assessed to improve the monitoring well network, optimize the AS system and identify and prioritize areas for additional remediation.
- The Conceptual Site Model (CH2M, 2015) will be updated to include data from the subsequent site assessment and remediation activities. Activities included bedrock sparging testing, and the installation of monitoring wells, soil borings, and biosparging wells.
- Sulfate concentrations and geochemical parameters will be monitored during the four regularly scheduled groundwater sampling events as outlined in the monitoring and reporting plan for 2024 to assess the effectiveness of the BAM with sulfate (a mixture of gypsum, ammonium, and magnesium sulfate) DPT injection event that occurred between November 27 through December 1, 2023. Sulfate will be collected from the area adjacent to MW-46, MW-56, MW-57, and MW-60 in the CCPZ and MW-38, MW38B, and MW-37 in the BCPZ.
- Evaluation of options to assess and rehabilitate HAS-6 are ongoing. The plan will be submitted to DHEC upon final determination of the appropriate remedy.
- During the well abandonment activities conducted on January 16, 2023, one vertical bedrock sparging and five temporary piezometer wells could not be abandoned due to inaccessibility or an inability to locate the wells. The wells that could not be abandoned in first quarter 2023 were abandoned in fourth quarter 2023.

8. Acronyms and Abbreviations

µg/L	micrograms per liter
AS	air sparging
BAM	Bioavailable Material
BCPZ	Browns Creek Protection Zone
bgs	below ground surface
BTEX	benzene, toluene, ethylbenzene, and xylenes
CCPZ	Cupboard Creek Protection Zone
COC	chain-of-custody
CSM	Conceptual Site Model
DHEC	Department of Health and Environmental Control
DPT	direct-push technology
EPA	Environmental Protection Agency
HAS	horizontal air sparge
MTBE	methyl tertiary butyl ether
MW	monitoring well
PPL	Products (SE) Pipe Line Corporation
QAPP	Quality Assurance Project Plan
SBZ	Shallow Bedrock Zone
scfm	standard cubic feet per minute
SE	Southeast
SW	surface water
TSL(s)	Target Screening Level(s)
UIC	Underground Injection Control
UST	underground storage tank
VAS	vertical air sparge

9. References

CH2M HILL Engineers, Inc. (CH2M). 2015. *Site Assessment Report*. September.

CH2M HILL Engineers, Inc. (CH2M-Jacobs). 2018. *Quality Assurance Project Plan, Revision 4.* Addendum to the DHEC UST Programmatic Quality Assurance Program Plan for Plantation Pipe Line Company/Site ID No. 18693. February 9.

Jacobs Engineering Group Inc. (Jacobs). 2020. *Notification of Planned Horizontal Well Sparging Shutdown to Monitor Rebound*. August 24.

Jacobs Engineering Group Inc. (Jacobs). 2021. *Request for Modification of Product Recovery Activities*. October 24.

Jacobs Engineering Group Inc. (Jacobs). 2022a. *Request to Modify Groundwater Monitoring and Reporting Schedule in 2023*. November 28.

Jacobs Engineering Group Inc. (Jacobs). 2022b. Lewis Drive Status Update Meeting with DHEC–Action Items list. April 21.

Jacobs Engineering Group Inc. (Jacobs). 2023a. *1903 Water Well Record Forms* Request. Permit to Construct. December 5.

Jacobs Engineering Group Inc. (Jacobs). 2023b. Compliance Certificate to the U.S. Army Corps of Engineers. September 27.

Jacobs Engineering Group Inc. (Jacobs). 2023c. *Quality Assurance Project Plan, Revision 6*. June 21.

Jacobs Engineering Group Inc. (Jacobs). 2023d. *Preconstruction Notification for Use of Nationwide Permit 18 by Products (SE) Pipe Line Corporation (PPL) for Minor Discharges in a Wetland in Anderson County, South Carolina* May 23.

Jacobs Engineering Group Inc. (Jacobs). 2023e. *Request for Well Permit to Install Additional Vertical Sparging Wells for Biosparging System Expansion*. October 3.

Jacobs Engineering Group Inc. (Jacobs). 2023f. *Request to Maintain Current Groundwater Monitoring and Reporting Schedule in 2024*. December 5.

Jacobs Engineering Group Inc. (Jacobs). 2023g. *Underground Injection Control (UIC) Permit Application for Direct-Push Injections.* October 31.

Jacobs Engineering Group Inc. (Jacobs). 2024h. *Underground Injection Control (UIC) Permit Renewal* February 14.

Jacobs Engineering Group Inc. (Jacobs). 2023i. *Underground Injection Control (UIC) Permit Revision for Expansion of the Biosparging Remediation System*. October 16.

Jacobs Engineering Group Inc. (Jacobs). 2023j. *Well Abandonment and Well Completion Summary*. February 15.

Jacobs Engineering Group Inc. (Jacobs). 2023k. *Well Abandonment Summary*. December 5. South Carolina Department of Health and Environmental Control (DHEC). 2014. *R. 61-68, Water Classifications & Standards*. June 27.

South Carolina Department of Health and Environmental Control (DHEC). 2020. Review of *Request to Conduct Shallow Bedrock Zone Air Sparge Test and Notification of Planned Horizontal Well Sparging Shutdown to Monitor Rebound. Lewis Drive Remediation Site, Plantation Pipe Line Company, Belton, South Carolina. Site ID Number 18693, "Kinder Morgan Belton Pipeline Release."* September 28.

South Carolina Department of Health and Environmental Control (DHEC). 2021. Approval of *Request for Modification of Product Recovery Activities*. November 12.

South Carolina Department of Health and Environmental Control (DHEC). 2022. Approval of *Request to Abandon Vertical Bedrock Sparging and Temporary Piezometer Wells*. October 12.

South Carolina Department of Health and Environmental Control (DHEC). 2023a. Approval of *Request to Modify Groundwater Monitoring and Reporting Schedule in 2023*. March 30.

South Carolina Department of Health and Environmental Control (DHEC). 2023b. *Assessment Work Plan Approval and Notice to Proceed*. October 16.

South Carolina Department of Health and Environmental Control (DHEC). 2023c. Underground Injection Control Permit #SCHE000047. November 13.

South Carolina Department of Health and Environmental Control (DHEC). 2023d. Underground Injection Control Permit #SCHE000047 v2.0. November 13.

South Carolina Department of Health and Environmental Control (DHEC). 2023e. Underground Injection Control Permit #SCHE03020469. October 26.South Carolina Department of Health and Environmental Control (DHEC). 2024. Approval of *Request to Maintain Current Groundwater Monitoring and Reporting Schedule in 2024*. January 4.

South Carolina Department of Health and Environmental Control, Underground Storage Tank Management Division (DHEC UST Management Division). 2016. *Quality Assurance Program Plan for the Underground Storage Tank Management Division.* Title: Programmatic QAPP. Revision Number: 3.1. Revision Date: February 2016. 215 pp.

U.S. Army Corps of Engineers (USACE). 2023. *Nationwide Permit 18*. July 28.

If you have any questions regarding this report or the project in general, please call me at (919) 859-5789 or Greg Dempsey/PPL at (770) 751-4143.

Regards

William M. Waldron
Program Manager

The material and data presented in this report were prepared consistent with current and generally accepted consulting principles and practices. This work was supervised by the following Jacobs licensed professional.

SOUTH CAROLINA REGISTERED PROFESSIONAL GEOLOGIST No. 2787 THOMAS BOYD WILEY

Tom Wiley, P.G.
South Carolina Registered Professional Geologist No. 2787

March 27, 2024
Date

Copies to: Greg Dempsey, PPL (Digital, Greg_Dempsey@kindermorgan.com)
Mary Clair Lyons, Esq., PPL (Digital, mary_lyons@kindermorgan.com)

Attachments:

Figure 1 – Site Overview
Figure 2A – Residuum Groundwater and Surface Water Elevation Map
Figure 2B – Bedrock Groundwater Elevation Map
Figure 3A – Groundwater Analytical Results in Residuum Aquifer, September, November, and December 2023
Figure 3B – Groundwater Analytical Results in Bedrock Aquifer, September, November, and December 2023

Table 1 – Field Observation Log
Table 2 – Groundwater Elevation and Product Thickness Data
Table 3A – Analytical Results for Surface Water, Second Semiannual 2023
Table 3B – Analytical Results for Surface Water, Historical
Table 4A – Analytical Results for Groundwater, Second Semiannual 2023
Table 4B – Analytical Results for Groundwater, Historical
Table 5 – Well Construction Information

Attachment A – Product Thickness Trends
Attachment B – Surface Water Analytical Trends
Attachment C – Groundwater Analytical Trends
Attachment D – Laboratory Analytical Reports
Attachment E – Injection Field Summary Report

Figures

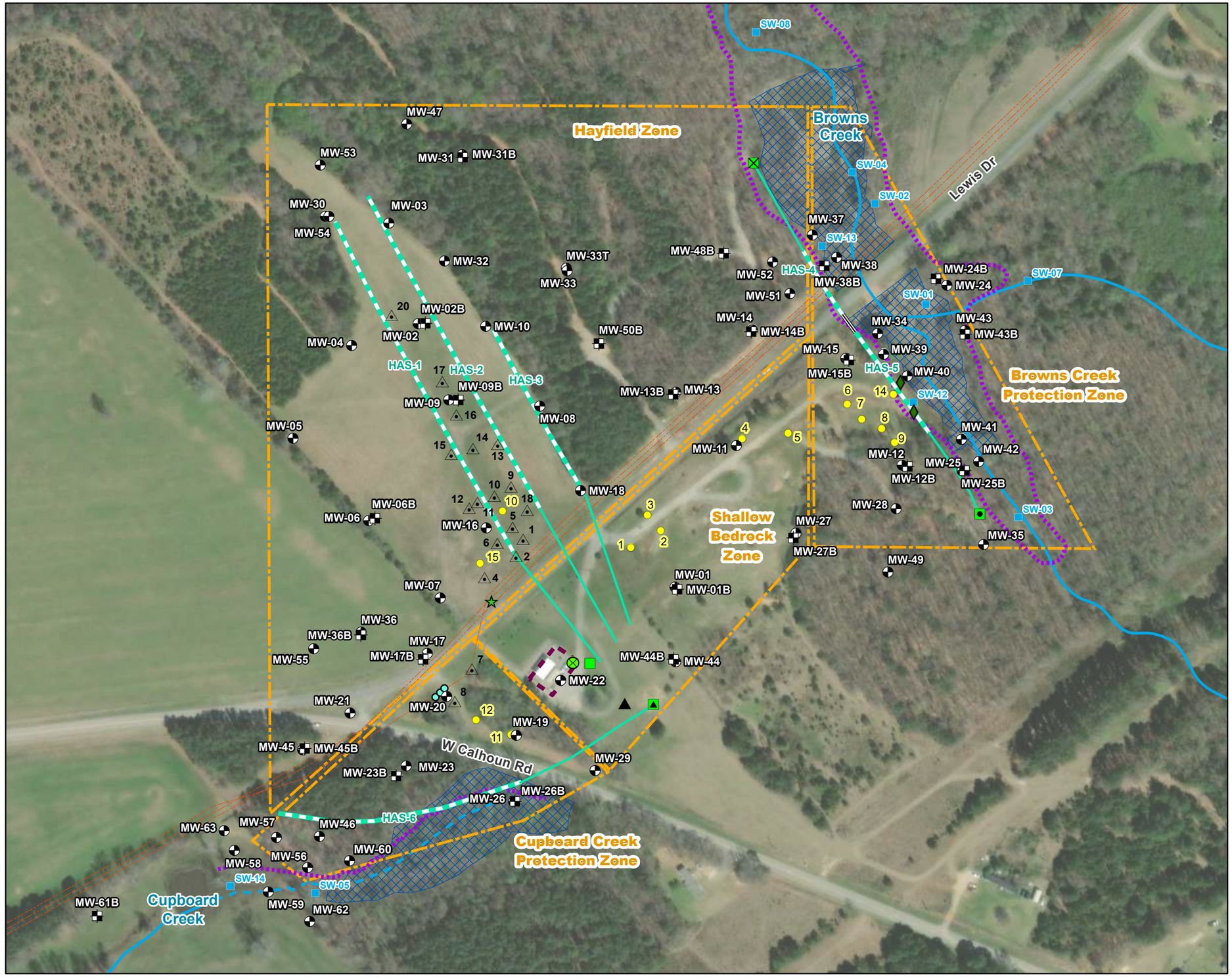

LEGEND

- Release Point
- Monitoring Well
- Bedrock Monitoring Well
- Recovery Sump
- Recovery Trench Point
- Recovery Well (4-inch diameter)
- Surface Water Sampling Location
- Septic Tank
- Seep Location
- Manway
- Valve
- HAS-1 Manway
- HAS-4/HAS-5 Manway (Distal End)
- HAS-4/HAS-5 Manway (Proximal End)
- HAS-6 Manway (Proximal End)
- Main Valve Box
- Grout
- Horizontal Sparging Well Screen
- Horizontal Sparging Well Riser
- Pipeline
- National Hydrography Dataset Stream
- Intermittent Stream
- Waterbody
- Intermittent Stream
- Delineated Wetland
- Inspection Route for Sheen or Distressed Vegetation
- AS System Compound
- Remediation Zone

Note:
All quarterly wells will be sampled biannually.
All quarterly and semiannual samples will be sampled annually.

Base Map Sources:
Environmental Systems Research Institute (Esri)
ArcMap World Imagery, 2022. Basemap features are approximate.

United States Geological Survey (USGS) National Hydrography Dataset (NHD)

N

0 200 400
Scale in feet

Figure 1. Site Overview
Lewis Drive Remediation Site
Belton, South Carolina
Site ID #18693 "Kinder Morgan Belton Pipeline Release"

Jacobs

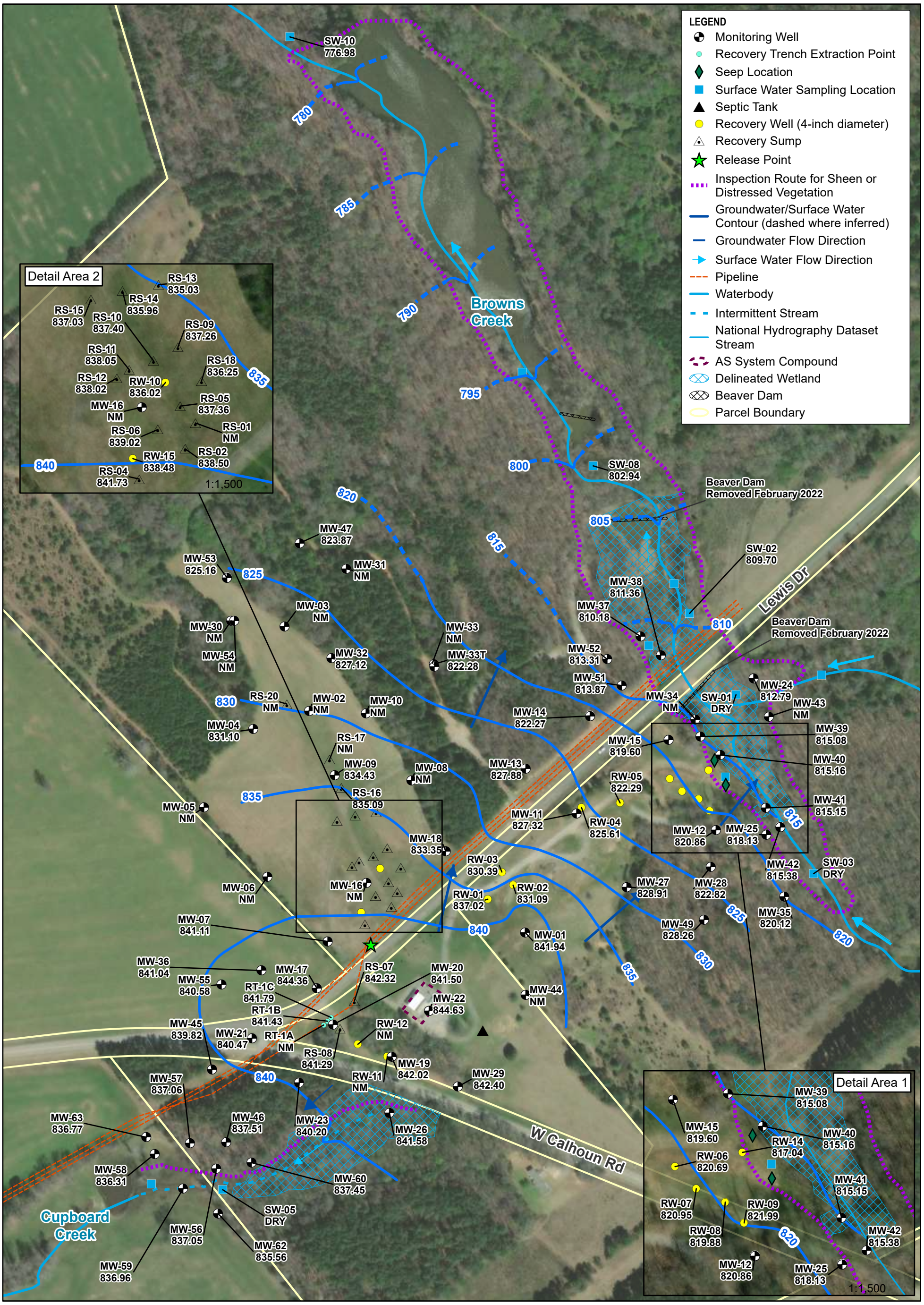

Figure 2A. Residuum Groundwater and Surface Water Elevation Map
Lewis Drive Remediation Site
Belton, South Carolina
Site ID #18693 "Kinder Morgan Belton Pipeline Release"

Note:
SW-11 is not shown on the map.
Base Map Sources:
*Environmental Systems Research Institute (Esri) ArcMap World Imagery, 2022.
Basemap features are approximate.
*United States Geological Survey (USGS), National Hydrography Dataset (NHD)

Jacobs

\\DC1VS01\GISPROJ\K\KINDERMORGAN\654558LEWISDR_ER\GIS\MAPS\2023_SEMIANNUAL_REPORTING\SECONDSEMIANNUALRESULTS\LEWISDR_SEPT2023\LEWISDR_SEPT2023.APRX JCAIN4 3/15/2024

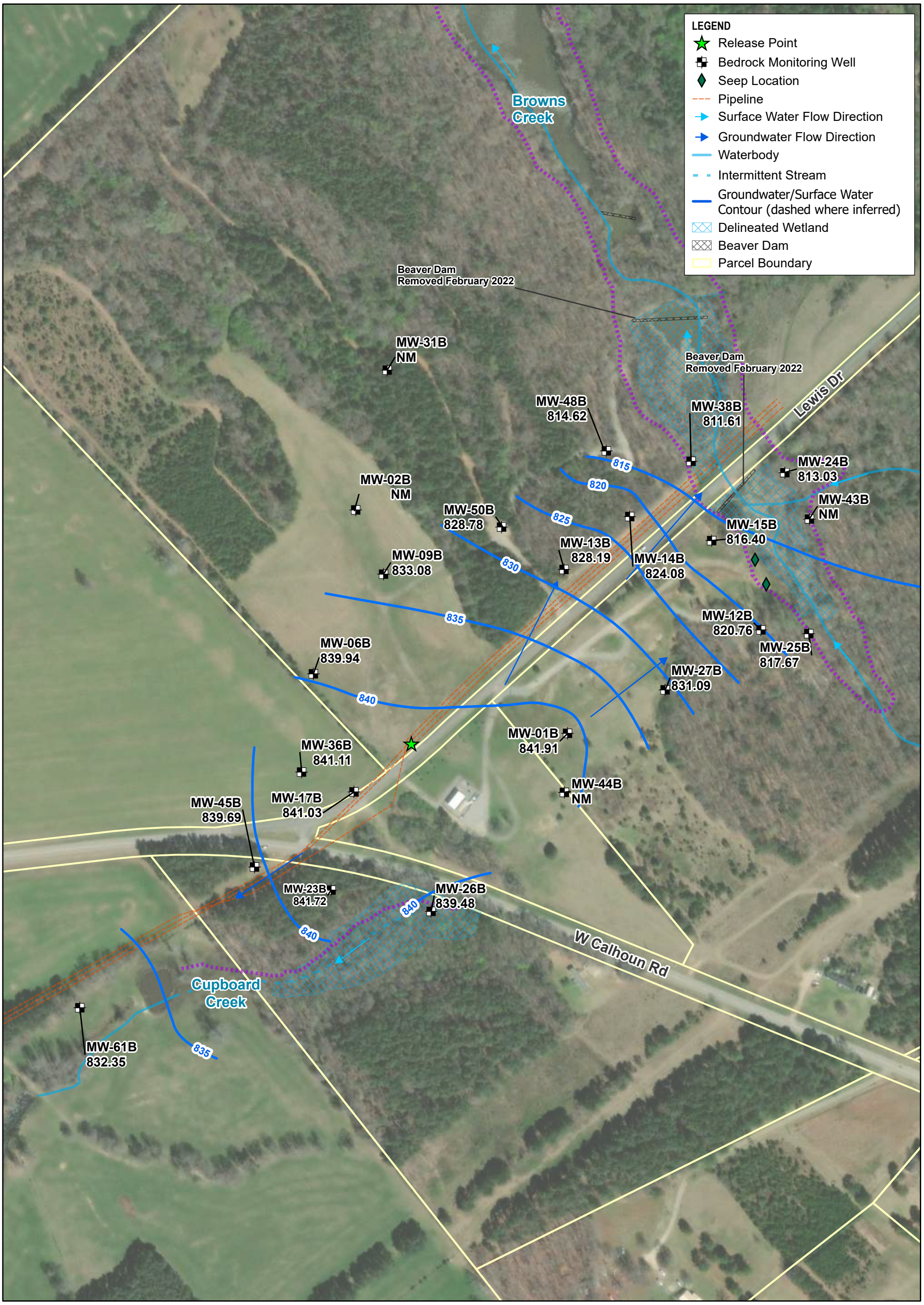

811.61 Corrected Groundwater Elevation as of September 11, 2023 in feet above mean sea level.

Base Map Sources:
*Environmental Systems Research Institute (Esri) ArcMap World Imagery, 2022. Basemap features are approximate.
*United States Geological Survey (USGS) National Hydrography Dataset (NHD)

Figure 2B. Bedrock Groundwater Elevation Map
Lewis Drive Remediation Site
Belton, South Carolina
Site ID #18693 "Kinder Morgan Belton Pipeline Release"

Jacobs

\\DC1VS01\GISPROJ\K\KINDERMORGAN\654558LEWISDR_ER\GIS\MAPS\2023_SEMIANNUAL_REPORTING\SECONDSEMIANNUALRESULTS\LEWISDR_SEPT2023\LEWISDR_SEPT2023.APRX JCAIN4 3/15/2024

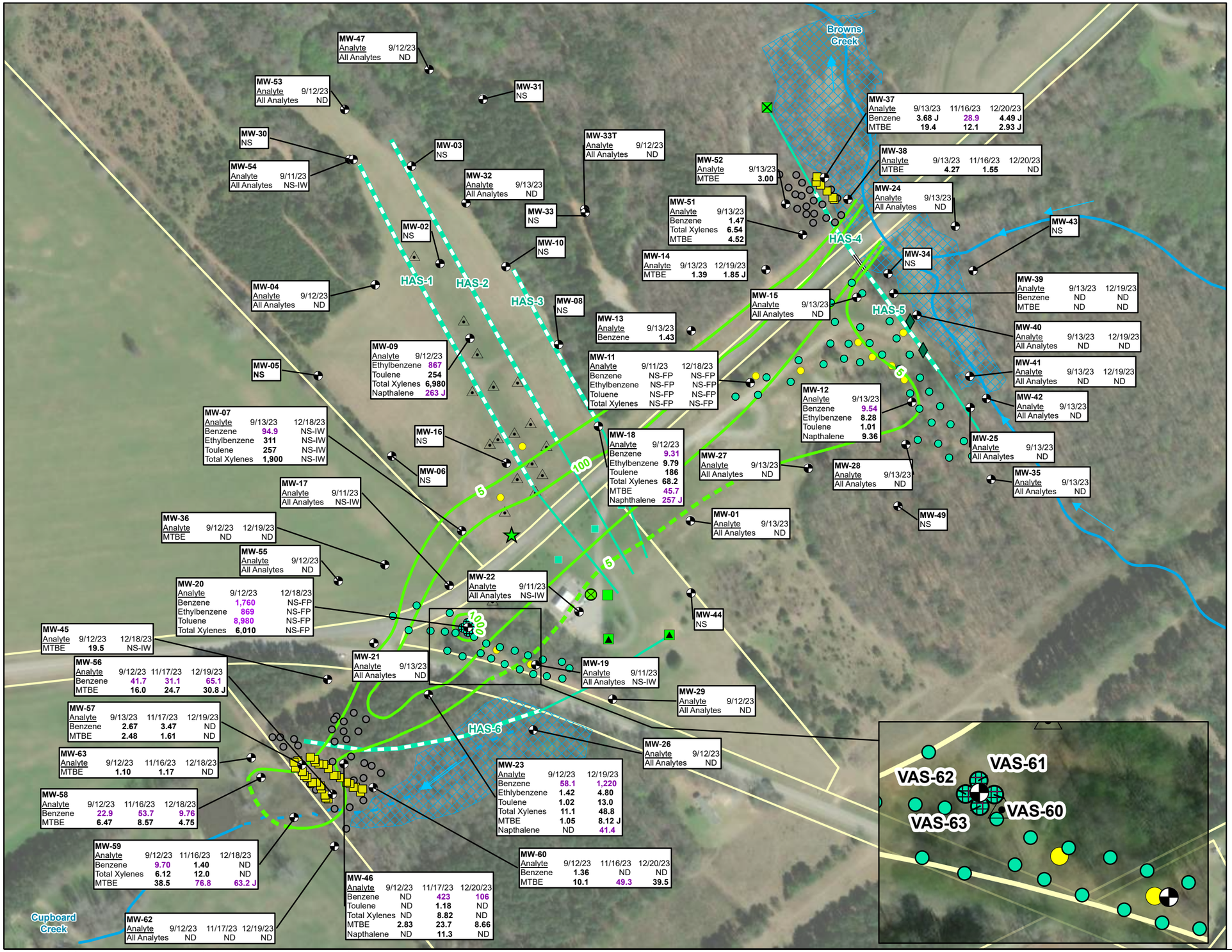

Legend

- Release Point
- HAS-1 Manway
- HAS-4/HAS-5 Manway (Distal End)
- HAS-4/HAS-5 Manway (Proximal End)
- HAS-6 Manway (Proximal End)
- Main Valve Box
- Residuum Monitoring Well
- 2019 Injection Location
- BAM/Sulfate Injection Borings
- Seep Location
- Dissolved Benzene Plume Extent (ug/L) (dashed where inferred)
- Vertical Bedrock Sparging Well
- Vertical Saprolite Sparging Well
- Vertical Saprolite Sparging Wells Installed in November 2023
- Surface Water Flow Direction
- Grout
- Horizontal Sparging Well Screen
- Horizontal Sparging Well Riser
- Recovery Well (4-inch diameter)
- Recovery Sump
- Waterbody
- Intermittent Stream
- Delineated Wetland (October 5, 2022)
- Parcel Boundary

NOTES:
1. Total Xylenes is the sum of m-, o-, and p-xylene
2. MTBE = Methyl Tertiary Butyl Ether
3. Analyte concentration in microgram(s) per liter (µg/L)
4. Only detected analytes are shown on map
5. J = Estimated value
6. MW = monitoring well
7. ND = Groundwater was collected and analyzed, but no analytes were detected above the reported sample quantitation limit
8. NS-FP = not sampled due to the presence of free product in the well
9. Isocontours are based on the September 2023 Annual Monitoring Event Results
10. NS = Not Sampled
11. NS-IW = Sample not collected due to insufficient volume of water in well

Purple indicates the analyte exceeded risk-based screening levels (RBSLs) identified in South Carolina Underground Storage Tank Management Division Programmatic Quality Assurance Program Plan Revision 3.1, Table D1 "RBSLs for Groundwater", February 2016.

Base Map Sources:
*Environmental Systems Research Institute (Esri) ArcMap World Imagery, 2022. Basemap features are approximate.
*United States Geological Survey (USGS) National Hydrography Dataset (NHD)

N

0 200 400

Approximate scale in feet

Figure 3A. Groundwater Analytical Results in Residuum Aquifer, September, November and December 2023

Lewis Drive Remediation Site
Belton, South Carolina
Site ID #18693 "Kinder Morgan Belton Pipeline Release"

Jacobs

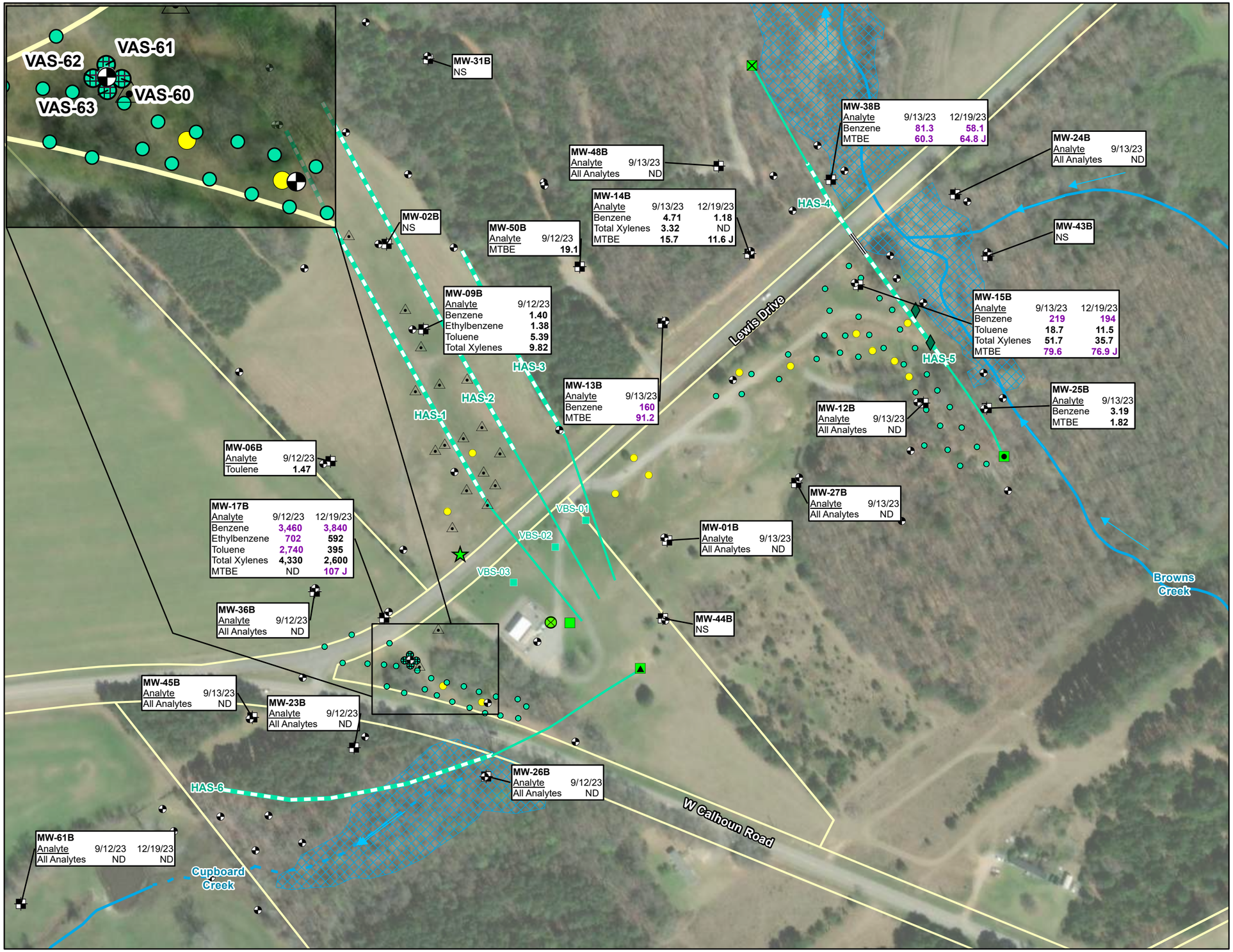

LEGEND

- Release Point
- Bedrock Monitoring Well
- Seep Location
- Recovery Well (4-inch diameter)
- Recovery Sump
- HAS-1 Manway
- HAS-4/HAS-5 Manway (Distal End)
- HAS-4/HAS-5 Manway (Proximal End)
- HAS-6 Manway (Proximal End)
- Main Valve Box
- Vertical Bedrock Sparging Well
- Vertical Saprolite Sparging Well
- Vertical Saprolite Sparging Wells Installed in November 2023
- Surface Water Flow Direction
- Grout
- Horizontal Sparging Well Screen
- Horizontal Sparging Well Riser
- Waterbody
- Intermittent Stream
- Delineated Wetland
- Parcel Boundary
- Residuum Monitoring Well

NOTES:
1. Total Xylenes is the sum of m-, o-, and p-xylene
2. MTBE = Methyl Tertiary Butyl Ether
3. Analyte concentration in microgram(s) per liter (µg/L)
4. Only detected analytes are shown on map
5. MW = monitoring well
6. ND = Groundwater was collected and analyzed, but no analytes were detected above the reported sample quantitation limit
7. NS = Not Sampled

Purple indicates the analyte exceeded risk-based screening levels (RBSLs) identified in South Carolina Underground Storage Tank Management Division Programmatic Quality Assurance Program Plan Revision 3.1, Table D1 "RBSLs for Groundwater", February 2016.

Base Map Sources:
*Environmental Systems Research Institute (Esri) ArcMap World Imagery, 2022. Basemap features are approximate.
*United States Geological Survey (USGS) National Hydrography Dataset (NHD)

N

0 175 350

Approximate scale in feet

Figure 3B. Groundwater Analytical Results in Bedrock Aquifer, September and December 2023
Lewis Drive Remediation Site
Belton, South Carolina
Site ID #18693 "Kinder Morgan Belton Pipeline Release"

Jacobs

Tables

Table 1. Field Observation Log
Products (SE) Pipe Line Corporation
Lewis Drive Remediation Site, Belton, South Carolina
Site ID #18693 "Kinder Morgan Belton Pipeline Release"

Date	Inspect Cupboard Creek Zone and Wetlands South of Calhoun Road (Any odor, sheen, or distressed vegetation? Describe.)	Inspect Browns Creek Upstream and Downstream of the Culvert Under Lewis Drive (Any odor, sheen, or distressed vegetation? Describe.)	Inspect Hayfield Area (Any odor, sheen, or distressed vegetation? Describe.)	Inspect Shallow Bedrock Zone Area (Any odor, sheen, or distressed vegetation? Describe.)	Inspect Hillside Adjacent to and South of SW-02 (Any odor, sheen, or distressed vegetation? Describe.)	Inspect Hillside Adjacent to and South of SW-04 (Any odor, sheen, or distressed vegetation? Describe.)
7/18/2023	No sheen, odors, or distressed vegetation observed.	No sheen, odors, or distressed vegetation observed.	No sheen, odors, or distressed vegetation observed.	No sheen, odors, or distressed vegetation observed.	No sheen, odors, or distressed vegetation observed.	No sheen, odors, or distressed vegetation observed.
8/15/2023	No visible sheen, no odors detected; no distressed vegetation observed.	No visible sheen, no odors detected; no distressed vegetation observed.	No visible sheen, no odors detected; no distressed vegetation observed.	No visible sheen, no odors detected; no distressed vegetation observed.	No visible sheen, no odors detected; no distressed vegetation observed.	No visible sheen, no odors detected; no distressed vegetation observed.
9/13/2023	No odors, sheen, or distressed vegetation observed.	No odors, sheen, or distressed vegetation observed.	No odors, sheen, or distressed vegetation observed.	No odors, sheen, or distressed vegetation observed.	No odors, sheen, or distressed vegetation observed.	No odors, sheen, or distressed vegetation observed.
10/23/2023	No visible sheen, odor, or distressed vegetation observed.	No sheen or odor observed. No distressed vegetation observed. Large tree down by MW-43 & MW-43B observed.	No visible sheen, odor, or distressed vegetation observed.	No visible sheen, odor, or distressed vegetation observed.	No visible sheen, odor, or distressed vegetation observed.	No visible sheen, odor, or distressed vegetation observed.
11/16/2023						
12/19/2023	No visible sheen or odor observed. No distressed vegetation observed. Dry creek bed.	No visible sheen or odor observed. No distressed vegetation observed. Low water levels.	No visible sheen or odor observed. No distressed vegetation observed.	No visible sheen or odor observed. No distressed vegetation observed.	No visible sheen or odor observed. No distressed vegetation observed. Low water levels.	No visible sheen or odor observed. No distressed vegetation observed. Low water levels.

Notes:
HAS = horizontal air sparging
HDPE = high density poly ethylene
ID = identification
RS = recovery sump
SW = surface water
TW = temporary well

Table 2. Groundwater Elevation and Product Thickness Data

Products (SE) Pipe Line Corporation

Lewis Drive Remediation Site, Belton, South Carolina

Site ID #18693 "Kinder Morgan Belton Pipeline Release"

Location ID	Date	Depth to Product (ft btoc)	Depth to Water (ft btoc)	Product Thickness (ft)	Top of Casing Elevation (ft amsl)	Ground Elevation (ft amsl)	Corrected Groundwater Elevation (ft amsl)
MW-01	9/11/2023	--	11.13	--	853.07	850.25	841.94
MW-01B	9/11/2023	--	11.08	--	852.99	850.45	841.91
MW-04	9/11/2023	--	13.32	--	844.42	844.51	831.10
MW-06B	9/11/2023	--	12.63	--	852.57	852.42	839.94
MW-07	9/11/2023	--	11.91	--	853.02	853.02	841.11
MW-07	12/18/2023	--	13.22	--	853.02	853.02	839.80
MW-09	9/11/2023	--	9.2	--	843.63	843.72	834.43
MW-09B	9/11/2023	--	10.84	--	843.92	843.71	833.08
MW-11	9/11/2023	28.3	28.32	0.02	855.63	852.36	827.32
MW-11	12/18/2023	31.58	31.63	0.05	855.63	852.36	824.04
MW-12	9/11/2023	--	13.67	--	834.53	832.20	820.86
MW-12B	9/11/2023	--	14.22	--	834.98	832.26	820.76
MW-13	9/11/2023	--	20.96	--	848.84	845.93	827.88
MW-13B	9/11/2023	--	21.63	--	849.82	847.19	828.19
MW-14	9/11/2023	--	16.43	--	838.7	836.47	822.27
MW-14	12/18/2023	--	18.16	--	838.7	836.47	820.54
MW-14B	9/11/2023	--	16.12	--	840.2	837.12	824.08
MW-14B	12/18/2023	--	17.18	--	840.2	837.12	823.02
MW-15	9/11/2023	--	11.43	--	831.03	828.68	819.60
MW-15B	9/11/2023	--	14.89	--	831.29	828.66	816.40
MW-15B	12/18/2023	--	15.55	--	831.29	828.66	815.74
MW-17	9/11/2023	--	10.99	--	855.35	855.32	844.36
MW-17B	9/11/2023	--	14.34	--	855.37	855.37	841.03
MW-17B	12/18/2023	--	17.19	--	855.37	855.37	838.18
MW-18	9/11/2023	--	13.54	--	846.89	846.82	833.35
MW-19	9/11/2023	--	11.92	--	853.94	851.23	842.02
MW-20	9/11/2023	--	11.39	--	852.89	853.07	841.50
MW-20	12/18/2023	13.17	13.2	0.03	852.89	853.07	839.71
MW-21	9/11/2023	--	15.3	--	855.77	855.68	840.47
MW-22	9/11/2023	--	9.97	--	854.6	854.62	844.63
MW-23	9/11/2023	--	9.37	--	849.57	846.66	840.20

Table 2. Groundwater Elevation and Product Thickness Data

Products (SE) Pipe Line Corporation

Lewis Drive Remediation Site, Belton, South Carolina

Site ID #18693 "Kinder Morgan Belton Pipeline Release"

Location ID	Date	Depth to Product (ft btoc)	Depth to Water (ft btoc)	Product Thickness (ft)	Top of Casing Elevation (ft amsl)	Ground Elevation (ft amsl)	Corrected Groundwater Elevation (ft amsl)
MW-23	12/18/2023	--	10.98	--	849.57	846.66	838.59
MW-23B	9/11/2023	--	7.97	--	849.69	846.81	841.72
MW-24	9/11/2023	--	5.13	--	817.92	815.72	812.79
MW-24B	9/28/2023	--	5.69	--	818.72	815.83	813.03
MW-25	9/11/2023	--	8.05	--	826.18	823.46	818.13
MW-25B	9/11/2023	--	6.14	--	823.81	822.59	817.67
MW-26	9/11/2023	--	5.98	--	847.56	844.76	841.58
MW-26B	9/11/2023	--	8.33	--	847.81	844.81	839.48
MW-27	9/11/2023	--	25.2	--	854.11	854.22	828.91
MW-27B	9/11/2023	--	26.05	--	857.14	854.27	831.09
MW-28	9/11/2023	--	21.49	--	844.31	841.49	822.82
MW-29	9/11/2023	--	9.8	--	852.2	852.07	842.40
MW-32	9/11/2023	--	15.81	--	842.93	839.81	827.12
MW-33T	9/11/2023	--	26.83	--	849.11	846.15	822.28
MW-35	9/11/2023	--	9.28	--	829.4	826.22	820.12
MW-36	9/11/2023	--	17.43	--	858.47	858.66	841.04
MW-36	12/18/2023	--	20	--	858.47	858.66	838.47
MW-36B	9/11/2023	--	17.04	--	858.15	858.49	841.11
MW-37	9/11/2023	--	3.74	--	813.92	810.93	810.18
MW-37	11/16/2023	--	3.77	--	813.92	810.93	806.38
MW-37	12/18/2023	--	3.73	--	813.92	810.93	810.19
MW-38	9/11/2023	--	1.92	--	813.28	810.49	811.36
MW-38	11/16/2023	--	2.1	--	813.28	810.49	809.08
MW-38	12/18/2023	--	2.07	--	813.28	810.49	811.21
MW-38B	9/11/2023	--	4.26	--	815.87	813.23	811.61
MW-38B	12/18/2023	--	4.43	--	815.87	813.23	811.44
MW-39	9/11/2023	--	4.82	--	819.9	816.92	815.08
MW-39	12/18/2023	--	5.49	--	819.9	816.92	814.41
MW-40	9/11/2023	--	2.63	--	817.79	814.75	815.16
MW-40	12/18/2023	--	3.23	--	817.79	814.75	814.56
MW-41	9/11/2023	--	4.53	--	819.68	816.67	815.15

Table 2. Groundwater Elevation and Product Thickness Data

Products (SE) Pipe Line Corporation

Lewis Drive Remediation Site, Belton, South Carolina

Site ID #18693 "Kinder Morgan Belton Pipeline Release"

Location ID	Date	Depth to Product (ft btoc)	Depth to Water (ft btoc)	Product Thickness (ft)	Top of Casing Elevation (ft amsl)	Ground Elevation (ft amsl)	Corrected Groundwater Elevation (ft amsl)
MW-41	12/18/2023	--	4.59	--	819.68	816.67	815.09
MW-42	9/11/2023	--	4.95	--	820.33	817.31	815.38
MW-45	9/11/2023	--	12.65	--	852.47	852.39	839.82
MW-45	12/18/2023	--	14.27	--	852.47	852.39	838.20
MW-45B	9/11/2023	--	13.16	--	852.85	852.69	839.69
MW-46	9/11/2023	--	7.96	--	845.47	842.43	837.51
MW-46	11/17/2023	--	9.39	--	845.47	842.43	826.69
MW-46	12/18/2023	--	9.39	--	845.47	842.43	836.08
MW-47	9/11/2023	--	19.11	--	842.98	839.89	823.87
MW-48B	9/11/2023	--	17.72	--	832.34	829.53	814.62
MW-49	9/11/2023	--	18.52	--	846.78	843.65	828.26
MW-50B	9/11/2023	--	21.56	--	850.34	847.11	828.78
MW-51	9/11/2023	--	18.05	--	831.92	828.77	813.87
MW-52	9/11/2023	--	16.78	--	830.09	826.72	813.31
MW-53	9/11/2023	--	12.21	--	837.37	837.24	825.16
MW-54	9/11/2023	--	DRY	--	840.79	840.83	DRY
MW-55	9/11/2023	--	19.13	--	859.71	859.84	840.58
MW-56	9/11/2023	--	6.89	--	843.94	840.71	837.05
MW-56	11/17/2023	--	8.1	--	843.94	840.71	827.74
MW-56	12/18/2023	--	8.16	--	843.94	840.71	835.78
MW-57	9/11/2023	--	8.57	--	845.63	842.50	837.06
MW-57	11/17/2023	--	9.9	--	845.63	842.50	825.83
MW-57	12/18/2023	--	9.97	--	845.63	842.50	835.66
MW-58	9/11/2023	--	2.47	--	838.78	838.84	836.31
MW-58	11/16/2023	--	3.35	--	838.78	838.84	832.08
MW-58	12/18/2023	--	3.44	--	838.78	838.84	835.34
MW-59	9/11/2023	--	0.5	--	837.46	837.69	836.96
MW-59	11/17/2023	--	2.5	--	837.46	837.69	832.46
MW-59	12/18/2023	--	2.8	--	837.46	837.69	834.66
MW-60	9/11/2023	--	7.43	--	844.88	841.95	837.45
MW-60	11/16/2023	--	4.36	--	844.88	841.95	836.16

Table 2. Groundwater Elevation and Product Thickness Data

Products (SE) Pipe Line Corporation

Lewis Drive Remediation Site, Belton, South Carolina

Site ID #18693 "Kinder Morgan Belton Pipeline Release"

Location ID	Date	Depth to Product (ft btoc)	Depth to Water (ft btoc)	Product Thickness (ft)	Top of Casing Elevation (ft amsl)	Ground Elevation (ft amsl)	Corrected Groundwater Elevation (ft amsl)
MW-60	12/18/2023	--	8.68	--	844.88	841.95	836.20
MW-61B	9/11/2023	--	4.63	--	836.98	837.18	832.35
MW-61B	12/18/2023	--	5.66	--	836.98	837.18	831.32
MW-62	9/11/2023	--	3.71	--	839.27	839.37	835.56
MW-62	11/17/2023	--	4.25	--	839.27	839.37	830.77
MW-62	12/18/2023	--	4.15	--	839.27	839.37	835.12
MW-63	9/11/2023	--	4.95	--	841.72	841.96	836.77
MW-63	11/16/2023	--	6.1	--	841.72	841.96	829.52
MW-63	12/18/2023	--	6.32	--	841.72	841.96	835.40
RS-02	9/11/2023	--	11.02	--	849.52	848.54	838.50
RS-04	9/11/2023	--	9.74	--	851.47	850.36	841.73
RS-05	9/11/2023	10.95	10.97	0.02	848.31	847.14	837.36
RS-06	9/11/2023	--	10.45	--	849.47	848.25	839.02
RS-07	9/11/2023	--	12.76	--	855.08	854.06	842.32
RS-08	9/11/2023	--	12.95	--	854.24	852.65	841.29
RS-09	9/11/2023	--	10.34	--	847.6	846.75	837.26
RS-10	9/11/2023	--	10.02	--	847.42	846.28	837.40
RS-11	9/11/2023	--	9.39	--	847.44	846.35	838.05
RS-12	9/11/2023	--	9.72	--	847.74	846.58	838.02
RS-13	9/11/2023	--	10.95	--	845.98	845.39	835.03
RS-14	9/11/2023	--	10.01	--	845.97	844.66	835.96
RS-15	9/11/2023	--	9.38	--	846.41	845.36	837.03
RS-16	9/11/2023	--	10.35	--	845.44	844.56	835.09
RS-17	9/11/2023	--	DRY	--	844.22	843.29	DRY
RS-18	9/11/2023	--	11.64	--	847.89	846.82	836.25
RS-20	9/11/2023	--	DRY	--	842.69	841.73	DRY
RT-1A	9/11/2023	--	DRY	--	854.06	852.86	DRY
RT-1B	9/11/2023	--	12.72	--	854.15	853.29	841.43
RT-1C	9/11/2023	--	12.76	--	854.55	853.55	841.79
RW-01	9/11/2023	--	14.9	--	851.92	849.49	837.02
RW-02	9/11/2023	21.59	21.62	0.03	852.69	850.22	831.09

Table 2. Groundwater Elevation and Product Thickness Data

Products (SE) Pipe Line Corporation

Lewis Drive Remediation Site, Belton, South Carolina

Site ID #18693 "Kinder Morgan Belton Pipeline Release"

Location ID	Date	Depth to Product (ft btoc)	Depth to Water (ft btoc)	Product Thickness (ft)	Top of Casing Elevation (ft amsl)	Ground Elevation (ft amsl)	Corrected Groundwater Elevation (ft amsl)
RW-03	9/11/2023	21.95	21.96	0.01	852.34	850.03	830.39
RW-04	9/11/2023	--	28.32	--	853.93	852.15	825.61
RW-05	9/11/2023	--	31.24	--	853.53	850.99	822.29
RW-06	9/11/2023	--	25.52	--	846.21	844.21	820.69
RW-07	9/11/2023	--	22.24	--	843.19	841.01	820.95
RW-08	9/11/2023	--	15.6	--	835.48	833.46	819.88
RW-09	9/11/2023	--	13.13	--	835.12	831.13	821.99
RW-10	9/11/2023	--	12.51	--	848.53	846.76	836.02
RW-12	9/11/2023	--	DRY	--	854.49	851.64	DRY
RW-14	9/11/2023	--	10.5	--	827.54	826.25	817.04
RW-15	9/11/2023	--	13.16	--	851.64	849.48	838.48
SW-01	7/18/2023	--	DRY	--	812.39	812.39	DRY
SW-01	8/15/2023	--	DRY	--	812.39	812.39	DRY
SW-01	9/11/2023	--	DRY	--	812.39	812.39	DRY
SW-01	10/23/2023	--	DRY	--	812.39	812.39	DRY
SW-01	11/16/2023	--	DRY	--	812.39	812.39	DRY
SW-01	12/18/2023	--	DRY	--	812.39	812.39	DRY
SW-02	7/18/2023	--	0.78	--	808.36	808.36	809.14
SW-02	8/15/2023	--	1.38	--	808.36	808.36	809.74
SW-02	9/11/2023	--	1.34	--	808.36	808.36	809.70
SW-02	10/23/2023	--	1.3	--	808.36	808.36	809.66
SW-02	11/16/2023	--	1.34	--	808.36	808.36	809.70
SW-02	12/18/2023	--	1.38	--	808.36	808.36	809.74
SW-03	7/18/2023	--	NM	--	815.05	815.05	NM
SW-03	8/15/2023	--	NM	--	815.05	815.05	815.05
SW-03	9/11/2023	--	DRY	--	815.05	815.05	DRY
SW-03	10/23/2023	--	NM	--	815.05	815.05	815.05
SW-03	11/16/2023	--	NM	--	815.05	815.05	815.05
SW-03	12/18/2023	--	NM	--	815.05	815.05	815.05
SW-04	7/18/2023	--	DRY	--	809.61	809.61	DRY
SW-04	8/15/2023	--	NM	--	809.61	809.61	809.61

Table 2. Groundwater Elevation and Product Thickness Data

Products (SE) Pipe Line Corporation

Lewis Drive Remediation Site, Belton, South Carolina

Site ID #18693 "Kinder Morgan Belton Pipeline Release"

Location ID	Date	Depth to Product (ft btoc)	Depth to Water (ft btoc)	Product Thickness (ft)	Top of Casing Elevation (ft amsl)	Ground Elevation (ft amsl)	Corrected Groundwater Elevation (ft amsl)
SW-04	9/11/2023	--	0	--	809.61	809.61	809.61
SW-04	10/23/2023	--	NM	--	809.61	809.61	809.61
SW-04	11/16/2023	--	NM	--	809.61	809.61	809.61
SW-04	12/18/2023	--	NM	--	809.61	809.61	809.61
SW-05	7/18/2023	--	DRY	--	838.69	838.69	DRY
SW-05	8/15/2023	--	DRY	--	838.69	838.69	DRY
SW-05	9/11/2023	--	DRY	--	838.69	838.69	DRY
SW-05	10/23/2023	--	DRY	--	838.69	838.69	DRY
SW-05	11/16/2023	--	DRY	--	838.69	838.69	DRY
SW-05	12/18/2023	--	DRY	--	838.69	838.69	DRY
SW-07	8/15/2023	--	NM	--	812.3	812.30	812.30
SW-07	9/11/2023	--	DRY	--	812.3	812.30	DRY
SW-07	10/23/2023	--	DRY	--	812.3	812.30	DRY
SW-07	11/16/2023	--	DRY	--	812.3	812.30	DRY
SW-07	12/18/2023	--	DRY	--	812.3	812.30	DRY
SW-08	7/18/2023	--	0.6	--	802.14	802.14	802.74
SW-08	8/15/2023	--	0.7	--	802.14	802.14	802.84
SW-08	9/11/2023	--	0.8	--	802.14	802.14	802.94
SW-08	10/23/2023	--	0.58	--	802.14	802.14	802.72
SW-08	11/16/2023	--	1.2	--	802.14	802.14	803.34
SW-08	12/18/2023	--	1.3	--	802.14	802.14	803.44
SW-09	8/15/2023	--	NM	--	802.72	802.72	802.72
SW-09	9/11/2023	--	0	--	802.72	802.72	802.72
SW-09	10/23/2023	--	NM	--	802.72	802.72	802.72
SW-09	11/16/2023	--	NM	--	802.72	802.72	802.72
SW-09	12/18/2023	--	NM	--	802.72	802.72	802.72
SW-10	7/18/2023	--	0.3	--	776.62	776.62	776.92
SW-10	8/15/2023	--	0.28	--	776.62	776.62	776.90
SW-10	9/11/2023	--	0.36	--	776.62	776.62	776.98
SW-10	10/23/2023	--	0.4	--	776.62	776.62	777.02
SW-10	11/16/2023	--	0.52	--	776.62	776.62	777.14

Table 2. Groundwater Elevation and Product Thickness Data

Products (SE) Pipe Line Corporation

Lewis Drive Remediation Site, Belton, South Carolina

Site ID #18693 "Kinder Morgan Belton Pipeline Release"

Location ID	Date	Depth to Product (ft btoc)	Depth to Water (ft btoc)	Product Thickness (ft)	Top of Casing Elevation (ft amsl)	Ground Elevation (ft amsl)	Corrected Groundwater Elevation (ft amsl)
SW-10	12/18/2023	--	0.6	--	776.62	776.62	777.22
SW-11	8/15/2023	--	NM	--	778.51	778.51	778.51
SW-11	9/11/2023	--	0	--	778.51	778.51	778.51
SW-11	10/23/2023	--	NM	--	778.51	778.51	778.51
SW-11	11/16/2023	--	NM	--	778.51	778.51	778.51
SW-11	12/18/2023	--	NM	--	778.51	778.51	778.51
SW-12	8/15/2023	--	DRY	--	814.77	814.77	DRY
SW-12	9/11/2023	--	DRY	--	814.77	814.77	DRY
SW-12	10/23/2023	--	DRY	--	814.77	814.77	DRY
SW-12	11/16/2023	--	DRY	--	814.77	814.77	DRY
SW-12	12/18/2023	--	DRY	--	814.77	814.77	DRY
SW-13	7/18/2023	--	DRY	--	809.48	809.48	DRY
SW-13	8/15/2023	--	DRY	--	809.48	809.48	DRY
SW-13	9/11/2023	--	DRY	--	809.48	809.48	DRY
SW-13	10/23/2023	--	DRY	--	809.48	809.48	DRY
SW-13	11/16/2023	--	DRY	--	809.48	809.48	DRY
SW-13	12/18/2023	--	DRY	--	809.48	809.48	DRY
SW-14	7/18/2023	--	DRY	--	837.13	837.13	DRY
SW-14	8/15/2023	--	NM	--	837.13	837.13	837.13
SW-14	9/11/2023	--	0	--	837.13	837.13	837.13
SW-14	10/23/2023	--	NM	--	837.13	837.13	837.13
SW-14	11/16/2023	--	NM	--	837.13	837.13	837.13
SW-14	12/18/2023	--	NM	--	837.13	837.13	837.13

Notes:

ft = foot/feet

ft amsl = foot/feet above mean sea level

ft btoc = foot/feet below top of casing

ID = identification

NM = not measured

Table 3A. Analytical Results for Surface Water, Second Semiannual 2023

Products (SE) Pipe Line Corporation

Lewis Drive Remediation Site, Belton, South Carolina

Site ID #18693 "Kinder Morgan Belton Pipeline Release"

Location	Sample ID	Date Collected	Units	Analyte													
				Benzene		Ethylbenzene		Toluene		m&p-Xylene		o-Xylene		Naphthalene		MTBE	
			Screening Value (µg/L):	**2.2**	[a]	**530**	[a]	**1,000**	[a]	**NA**	[b]	**NA**	[b]	**NA**	[b]	**NA**	[b]
SW-01	--	7/18/2023	--	NS-IW		NS-IW		NS-IW		NS-IW		NS-IW		NS-IW		NS-IW	
	--	8/15/2023	--	NS-IW		NS-IW		NS-IW		NS-IW		NS-IW		NS-IW		NS-IW	
	--	9/12/2023	--	NS-IW		NS-IW		NS-IW		NS-IW		NS-IW		NS-IW		NS-IW	
	--	10/23/2023	--	NS-IW		NS-IW		NS-IW		NS-IW		NS-IW		NS-IW		NS-IW	
	--	11/16/2023	--	NS-IW		NS-IW		NS-IW		NS-IW		NS-IW		NS-IW		NS-IW	
	--	12/18/2023	--	NS-IW		NS-IW		NS-IW		NS-IW		NS-IW		NS-IW		NS-IW	
SW-02	SW02-071823	7/18/2023	µg/L	1	U	1	U	1	U	2	U	1	U	5	U	**1.93**	
	SW02-081523	8/15/2023	µg/L	1	U	1	U	1	U	2	U	1	U	5	U	**2.39**	
	SW02-091223	9/12/2023	µg/L	1	U	1	U	1	U	2	U	1	U	5	U	**3.55**	
	SW02-102323	10/23/2023	µg/L	1	U	1	U	1	U	2	U	1	U	5	U	**3.14**	
	SW02-111623	11/16/2023	µg/L	**6.73**		1	U	1	U	2	U	1	U	5	U	**2.40**	**J**
	SW02-121823	12/18/2023	µg/L	**6.85**		1	U	1	U	2	U	1	U	5	U	**2.40**	
SW-03	SW03-071823	7/18/2023	µg/L	1	U	1	U	1	U	2	U	1	U	5	U	1	U
	SW03-081523	8/15/2023	µg/L	1	U	1	U	1	U	2	U	1	U	5	U	1	U
	SW03-091223	9/12/2023	µg/L	1	U	1	U	1	U	2	U	1	U	5	U	1	U
	SW03-102323	10/23/2023	µg/L	1	U	1	U	1	U	2	U	1	U	5	U	1	U
	SW03-111623	11/16/2023	µg/L	1	U	1	U	1	U	2	U	1	U	5	U	1	UJ
	SW03-121823	12/18/2023	µg/L	1	U	1	U	1	U	2	U	1	U	5	U	1	U
SW-04	--	7/18/2023	--	NS-IW		NS-IW		NS-IW		NS-IW		NS-IW		NS-IW		NS-IW	
	SW04-081523	8/15/2023	µg/L	1	U	1	U	1	U	2	U	1	U	5	U	1	U
	SW04-091223	9/12/2023	µg/L	1	U	1	U	1	U	2	U	1	U	5	U	1	U
	SW04-102323	10/23/2023	µg/L	1	U	1	U	1	U	2	U	1	U	5	U	**1.11**	
	SW04-111623	11/16/2023	µg/L	1	U	1	U	1	U	2	U	1	U	5	U	1	UJ
	SW04-121823	12/18/2023	µg/L	1	U	1	U	1	U	2	U	1	U	5	U	**1.15**	
SW-05	--	7/18/2023	--	NS-IW		NS-IW		NS-IW		NS-IW		NS-IW		NS-IW		NS-IW	
	--	8/15/2023	--	NS-IW		NS-IW		NS-IW		NS-IW		NS-IW		NS-IW		NS-IW	
	--	9/12/2023	--	NS-IW		NS-IW		NS-IW		NS-IW		NS-IW		NS-IW		NS-IW	
	--	10/23/2023	--	NS-IW		NS-IW		NS-IW		NS-IW		NS-IW		NS-IW		NS-IW	
	--	11/16/2023	--	NS-IW		NS-IW		NS-IW		NS-IW		NS-IW		NS-IW		NS-IW	
	--	12/18/2023	--	NS-IW		NS-IW		NS-IW		NS-IW		NS-IW		NS-IW		NS-IW	
SW-07	SW07-071823	7/18/2023	µg/L	1	U	1	U	1	U	2	U	1	U	5	U	1	U
	SW07-081523	8/15/2023	µg/L	1	U	1	U	1	U	2	U	1	U	5	U	1	U
	--	9/12/2023	--	NS-IW		NS-IW		NS-IW		NS-IW		NS-IW		NS-IW		NS-IW	
	--	10/23/2023	--	NS-IW		NS-IW		NS-IW		NS-IW		NS-IW		NS-IW		NS-IW	
	--	11/16/2023	--	NS-IW		NS-IW		NS-IW		NS-IW		NS-IW		NS-IW		NS-IW	
	--	12/18/2023	--	NS-IW		NS-IW		NS-IW		NS-IW		NS-IW		NS-IW		NS-IW	

Table 3A. Analytical Results for Surface Water, Second Semiannual 2023

Products (SE) Pipe Line Corporation

Lewis Drive Remediation Site, Belton, South Carolina

Site ID #18693 "Kinder Morgan Belton Pipeline Release"

Location	Sample ID	Date Collected	Units	Analyte													
				Benzene		Ethylbenzene		Toluene		m&p-Xylene		o-Xylene		Naphthalene		MTBE	
			Screening Value (µg/L):	2.2	[a]	530	[a]	1,000	[a]	NA	[b]	NA	[b]	NA	[b]	NA	[b]
SW-08	SW08-071823	7/18/2023	µg/L	1	U	1	U	1	U	2	U	1	U	5	U	1	U
	SW08-081523	8/15/2023	µg/L	1	U	1	U	1	U	2	U	1	U	5	U	1	U
	SW08-091223	9/12/2023	µg/L	1	U	1	U	1	U	2	U	1	U	5	U	1	U
	SW08-102323	10/23/2023	µg/L	1	U	1	U	1	U	2	U	1	U	5	U	1	U
	SW08-111623	11/16/2023	µg/L	1	U	1	U	1	U	2	U	1	U	5	U	1	UJ
	SW08-121823	12/18/2023	µg/L	1	U	1	U	1	U	2	U	1	U	5	U	1	U
SW-09	SW09-071823	7/18/2023	µg/L	1	U	1	U	1	U	2	U	1	U	5	U	1	U
	SW09-081523	8/15/2023	µg/L	1	U	1	U	1	U	2	U	1	U	5	U	1	U
	SW09-091223	9/12/2023	µg/L	1	U	1	U	1	U	2	U	1	U	5	U	1	U
	SW09-102323	10/23/2023	µg/L	1	U	1	U	1	U	2	U	1	U	5	U	1	U
	SW09-111623	11/16/2023	µg/L	1	U	1	U	1	U	2	U	1	U	5	U	1	UJ
	SW09-121823	12/18/2023	µg/L	1	U	1	U	1	U	2	U	1	U	5	U	1	U
SW-10	SW10-071823	7/18/2023	µg/L	1	U	1	U	1	U	2	U	1	U	5	U	1	U
	SW10-081523	8/15/2023	µg/L	1	U	1	U	1	U	2	U	1	U	5	U	1	U
	SW10-091223	9/12/2023	µg/L	1	U	1	U	1	U	2	U	1	U	5	U	1	U
	SW10-102323	10/23/2023	µg/L	1	U	1	U	1	U	2	U	1	U	5	U	1	U
	SW10-111623	11/16/2023	µg/L	1	U	1	U	1	U	2	U	1	U	5	U	1	UJ
	SW10-121823	12/18/2023	µg/L	1	U	1	U	1	U	2	U	1	U	5	U	1	U
SW-11	SW11-071823	7/18/2023	µg/L	1	U	1	U	1	U	2	U	1	U	5	U	1	U
	SW11-081523	8/15/2023	µg/L	1	U	1	U	1	U	2	U	1	U	5	U	1	U
	SW11-091223	9/12/2023	µg/L	1	U	1	U	1	U	2	U	1	U	5	U	1	U
	SW11-102323	10/23/2023	µg/L	1	U	1	U	1	U	2	U	1	U	5	U	1	U
	SW11-111623	11/16/2023	µg/L	1	U	1	U	1	U	2	U	1	U	5	U	1	UJ
	SW11-121823	12/18/2023	µg/L	1	U	1	U	1	U	2	U	1	U	5	U	1	U
SW-12	SW12-071823	7/18/2023	µg/L	1	U	1	U	1	U	2	U	1	U	5	U	1	U
	--	8/15/2023	--	NS-IW		NS-IW		NS-IW		NS-IW		NS-IW		NS-IW		NS-IW	
	--	9/12/2023	--	NS-IW		NS-IW		NS-IW		NS-IW		NS-IW		NS-IW		NS-IW	
	--	10/23/2023	--	NS-IW		NS-IW		NS-IW		NS-IW		NS-IW		NS-IW		NS-IW	
	--	11/16/2023	--	NS-IW		NS-IW		NS-IW		NS-IW		NS-IW		NS-IW		NS-IW	
	--	12/18/2023	--	NS-IW		NS-IW		NS-IW		NS-IW		NS-IW		NS-IW		NS-IW	
SW-13	--	7/18/2023	--	NS-IW		NS-IW		NS-IW		NS-IW		NS-IW		NS-IW		NS-IW	
	--	8/15/2023	--	NS-IW		NS-IW		NS-IW		NS-IW		NS-IW		NS-IW		NS-IW	
	--	9/12/2023	--	NS-IW		NS-IW		NS-IW		NS-IW		NS-IW		NS-IW		NS-IW	
	--	10/23/2023	--	NS-IW		NS-IW		NS-IW		NS-IW		NS-IW		NS-IW		NS-IW	
	--	11/16/2023	--	NS-IW		NS-IW		NS-IW		NS-IW		NS-IW		NS-IW		NS-IW	
	--	12/18/2023	--	NS-IW		NS-IW		NS-IW		NS-IW		NS-IW		NS-IW		NS-IW	

Table 3A. Analytical Results for Surface Water, Second Semiannual 2023

Products (SE) Pipe Line Corporation

Lewis Drive Remediation Site, Belton, South Carolina

Site ID #18693 "Kinder Morgan Belton Pipeline Release"

Location	Sample ID	Date Collected	Units	Analyte													
				Benzene		Ethylbenzene		Toluene		m&p-Xylene		o-Xylene		Naphthalene		MTBE	
			Screening Value (µg/L):	**2.2**	[a]	**530**	[a]	**1,000**	[a]	**NA**	[b]	**NA**	[b]	**NA**	[b]	**NA**	[b]
SW-14	--	7/18/2023	--	NS-IW		NS-IW		NS-IW		NS-IW		NS-IW		NS-IW		NS-IW	
	SW14-081523	8/15/2023	µg/L	1	U	1	U	1	U	2	U	1	U	5	U	1	U
	SW14-091223	9/12/2023	µg/L	1	U	1	U	1	U	2	U	1	U	5	U	1	U
	SW14-102323	10/23/2023	µg/L	1	U	1	U	1	U	2	U	1	U	5	U	1	U
	SW14-111623	11/16/2023	µg/L	1	U	1	U	1	U	2	U	1	U	5	U	1	UJ
	SW14-121823	12/18/2023	µg/L	1	U	1	U	1	U	2	U	1	U	5	U	1	U

Notes:

[a] South Carolina Department of Health and Environmental Control (DHEC) R.61-68, Water Classifications and Standards, Human Health for Consumption of Water and Organism, June 27, 2014.

[b] Screening levels for these analytes are not specified in DHEC R.61-68.

Samples analyzed by U.S. Environmental Protection Agency Methods SW 8260B/8260D.

Bold indicates the analyte was detected above the method detection limit.

Gray shading indicates the analyte exceeded its screening value.

µg/L = microgram(s) per liter

ID = identification

J = estimated value

MTBE = methyl tertiary butyl ether

NS-IW = sample not collected due to insufficient volume at surface water location

SW = surface water

U = analyte was not detected above the reported sample quantitation limit

UJ = analyte was not detected above the reported sample quantitation limit and should be considered estimated

Table 3B. Analytical Results for Surface Water, Historical

Products (SE) Pipe Line Corporation

Lewis Drive Remediation Site, Belton, South Carolina

Site ID #18693 "Kinder Morgan Belton Pipeline Release"

Location	Sample ID	Date Collected	Units	Analyte															
				Benzene		Ethylbenzene		Toluene		m&p-Xylene		o-Xylene		Naphthalene		MTBE	
			Screening Value (µg/L):	2.2	[a]	530	[a]	1,000	[a]	NA	[b]	NA	[b]	NA	[b]	NA	[b]
SW-RELEASE	SW-RELEASE	1/20/2015	µg/L	330		490		2,400		2,100		940		140		5.7	J
SW-01	SW01-121114	12/11/2014	µg/L	0.5	U	1	U	1	U	2	U	1	U	1	U	1	U
	SW01-022515	2/25/2015	µg/L	5	U[c]	5	U	5	U	10	U	5	U	5	U	NA	
	SW01-030215	3/2/2015	µg/L	5	U[c]	5	U	5	U	10	U	5	U	5	U	NA	
	SW01-031115	3/11/2015	µg/L	5	U[c]	5	U	5	U	10	U	5	U	5	U	NA	
	SW01-031815	3/18/2015	µg/L	5	U[c]	5	U	5	U	10	U	5	U	5	U	NA	
	SW01-033115	3/31/2015	µg/L	5	U[c]	5	U	**17.6**		10	U	5	U	5	U	NA	
	SW01-042215	4/22/2015	µg/L	5	U[c]	5	U	**14.9**		10	U	5	U	5	U	NA	
	SW01-050715	5/7/2015	µg/L	5	U[c]	5	U	**7.0**		10	U	5	U	5	U	NA	
	SW01-051915	5/19/2015	µg/L	5	U[c]	5	U	**8.8**		**10.6**		**6.4**		5	U	NA	
	SW01-060315	6/3/2015	µg/L	5	U[c]	5	U	5	U	10	U	5	U	5	U	NA	
	SW01-061815	6/18/2015	µg/L	5	U[c]	5	U	5	U	10	U	5	U	5	U	NA	
	SW01-071515	7/15/2015	µg/L	5	U[c]	5	U	5	U	10	U	5	U	5	U	NA	
	SW01-081315	8/13/2015	µg/L	5	U[c]	5	U	5	U	10	U	5	U	5	U	NA	
	SW01-092415	9/24/2015	µg/L	5	U[c]	5	U	5	U	10	U	5	U	5	U	NA	
	SW01-102215	10/22/2015	µg/L	1	U	1	U	1	U	2	U	1	U	1	U	NA	
	SW01-112415	11/24/2015	µg/L	**7.8**		**1.5**		**13.0**		**9.3**		**4.6**		1	U	NA	
	SW01-122215	12/22/2015	µg/L	**4.6**		1	U	**8.8**		**5.5**		**3.1**		1	U	NA	
	SW01-012516	1/25/2016	µg/L	**17.6**		**2.3**		**36.0**		**11.3**		**6.3**		1	U	NA	
	SW01-021816	2/18/2016	µg/L	**23.4**		**3.0**		**55.6**		**15.0**		**9.1**		1	U	NA	
	SW01-031616	3/16/2016	µg/L	**20.1**		**2.4**		**42.3**		**13.3**		**7.6**		1	U	NA	
	SW01-042716	4/27/2016	µg/L	**20.8**		1	U	**30.6**		**2.9**		**2.0**		1	U	NA	
	SW01-050916	5/9/2016	µg/L	**16.5**		**1.4**		**16.3**		**7.0**		**4.8**		1	U	NA	
	SW01-062716	6/27/2016	µg/L	**9**		1	U	**3.3**		2	U	1	U	1	U	NA	
	SW01-072816	7/28/2016	µg/L	1	U	1	U	1	U	2	U	1	U	1	U	NA	
	SW01-081916	8/19/2016	µg/L	1	U	1	U	1	U	2	U	1	U	1	U	NA	
	SW01-092916	9/29/2016	µg/L	1	U	1	U	1	U	2	U	1	U	1	U	NA	
	SW01-103116	10/31/2016	µg/L	1	U	1	U	1	U	2	U	1	U	1	U	NA	
	SW01-112816	11/28/2016	µg/L	**5.0**		1	U	**10.4**		**4.9**		**8.3**		1	U	NA	
	SW01-122916	12/29/2016	µg/L	**12.6**		1	U	**22.1**		**11.2**		**13.5**		1	U	NA	
	SW01-012017	1/20/2017	µg/L	**1.0**		1	U	**2.3**		2	U	**3.5**		1	U	NA	
	SW01-022817	2/28/2017	µg/L	**18.5**		**1.93**		**37.0**		**13.8**		**10.2**		5	U	NA	
	SW01-031517	3/15/2017	µg/L	**3.02**		1	U	**5.13**		**2.16**		**1.74**		5	U	NA	
	SW01-032117	3/21/2017	µg/L	1	U	1	U	**1.57**		2	U	1	U	5	U	NA	
	SW01-033017	3/30/2017	µg/L	1	U	1	U	1	U	2	U	1	U	5	U	NA	
	SW01-040517	4/5/2017	µg/L	1	U	1	U	**2.25**		2	U	1	U	5	U	NA	
	SW01-050417	5/4/2017	µg/L	1	U	1	U	1	U	2	U	1	U	5	U	NA	
	SW01-061317	6/13/2017	µg/L	1	U	1	U	**1.90**		2	U	1	U	5	U	NA	

Table 3B. Analytical Results for Surface Water, Historical

Products (SE) Pipe Line Corporation

Lewis Drive Remediation Site, Belton, South Carolina

Site ID #18693 "Kinder Morgan Belton Pipeline Release"

Location	Sample ID	Date Collected	Units	Analyte															
				Benzene		Ethylbenzene		Toluene		m&p-Xylene		o-Xylene		Naphthalene		MTBE	
			Screening Value (µg/L):	**2.2**	[a]	**530**	[a]	**1,000**	[a]	**NA**	[b]	**NA**	[b]	**NA**	[b]	**NA**	[b]
SW-01	SW01-071817	7/18/2017	µg/L	1	U	1	U	1	U	2	U	1	U	5	U	NA	
	SW01-080217	8/2/2017	µg/L	1	U	1	U	1	U	2	U	1	U	5	U	NA	
	SW01-090517	9/5/2017	µg/L	1	U	1	U	1	U	2	U	1	U	5	U	NA	
	SW01-120517	12/5/2017	µg/L	**1.5**		1	U	**1.15**		2	U	**2.14**		5	U	NA	
	SW01-121417	12/14/2017	µg/L	**4.52**		1	U	**4.52**		**3.48**		**3.2**		5	U	NA	
	SW01-010918	1/9/2018	µg/L	1	U	1	U	1	U	2	U	**1.15**		5	U	NA	
	SW01-020618	2/6/2018	µg/L	1	U	1	U	1	U	2	U	1	U	5	U	1	U
	SW01-030918	3/9/2018	µg/L	**1.15**		1	U	1	U	2	U	1	U	5	U	1	U
	SW01-040618	4/6/2018	µg/L	1	U	1	U	1	U	2	U	1	U	5	U	**1.1**	
	SW01-050318	5/3/2018	µg/L	1	U	1	U	1	U	2	U	1	U	5	U	1	U
	SW01-060718	6/7/2018	µg/L	1	U	1	U	1	U	2	U	1	U	5	U	**1.43**	
	SW01-071218	7/12/2018	µg/L	1	U	1	U	1	U	2	U	1	U	5	U	**1.09**	
	SW01-091418	9/14/2018	µg/L	1	U	1	U	1	U	2	U	1	U	5	U	**1.51**	
	SW01-120418	12/4/2018	µg/L	1	U	1	U	1	U	2	U	1	U	5	U	1	U
	SW01-021919	2/19/2019	µg/L	1	U	1	U	1	U	2	U	1	U	5	U	1	U
	--	3/7/2019	--	NS-IW		NS-IW		NS-IW		NS-IW		NS-IW		NS-IW		NS-IW	
	SW01-051519	5/15/2019	µg/L	**2.39**		1	U	1	U	2	U	1	U	5	U	**1.56**	
	SW01-060619	6/6/2019	µg/L	1	U	1	U	1	U	2	U	1	U	5	U	**1.93**	
	SW01-071819	7/18/2019	µg/L	1	U	1	U	1	U	2	U	1	U	5	U	**2.30**	
	SW01-082019	8/20/2019	µg/L	1	U	1	U	1	U	2	U	1	U	5	U	**1.31**	
	SW01-091819	9/18/2019	µg/L	1	U	1	U	1	U	2	U	1	U	5	U	1	U
	SW01-102219	10/22/2019	µg/L	1	U	1	U	1	U	2	U	1	U	5	U	**1.71**	
	SW01-110519	11/5/2019	µg/L	1	U	1	U	1	U	2	U	1	U	5	U	**2.09**	
	SW01-122019	12/20/2019	µg/L	**1.25**		1	U	1	U	2	U	1	U	5	U	1	U
	SW01-010820	1/8/2020	µg/L	**1.49**		1	U	1	U	2	U	1	U	5	U	1	U
	--	2/10/2020	--	NS-IW		NS-IW		NS-IW		NS-IW		NS-IW		NS-IW		NS-IW	
	SW01-031220	3/12/2020	µg/L	**7.99**		1	U	**2.04**		2	U	**1.19**		5	U	**1.12**	
	SW01-040220	4/2/2020	µg/L	**6.75**		1	U	**3.20**		**2.32**		**1.69**		5	U	1	U
	SW01-050420	5/4/2020	µg/L	**1.13**		1	U	1	U	2	U	1	U	5	U	1	U
	SW01-060420	6/4/2020	µg/L	1	U	1	U	1	U	2	U	1	U	5	U	1	U
	SW01-070920	7/9/2020	µg/L	1	U	1	U	1	U	2	U	1	U	5	U	1	U
	SW01-080620	8/6/2020	µg/L	1	U	1	U	1	U	2	U	1	U	5	U	1	U
	SW01-091520	9/15/2020	µg/L	1	U	1	U	1	U	2	U	1	U	5	U	1	U
	SW01-102020	10/20/2020	µg/L	1	U	1	U	1	U	2	U	1	U	5	U	1	U
	SW01-111120	11/11/2020	µg/L	1	U	1	U	**3.09**		2	U	1	U	5	U	1	U
	SW01-121720	12/17/2020	µg/L	Water level too high.													
	SW01-012021	1/20/2021	µg/L	Water level too high.													
	SW01-022421	2/24/2021	µg/L	Water level too high.													

Table 3B. Analytical Results for Surface Water, Historical

Products (SE) Pipe Line Corporation

Lewis Drive Remediation Site, Belton, South Carolina

Site ID #18693 "Kinder Morgan Belton Pipeline Release"

Location	Sample ID	Date Collected	Units	Analyte															
				Benzene		Ethylbenzene		Toluene		m&p-Xylene		o-Xylene		Naphthalene		MTBE	
			Screening Value (µg/L):	2.2	[a]	530	[a]	1,000	[a]	NA	[b]	NA	[b]	NA	[b]	NA	[b]
SW-01	SW01-032421	3/24/2021	µg/L	Water level too high.													
	SW01-041521	4/15/2021	µg/L	Water level too high.													
	SW01-051821	5/18/2021	µg/L	1	U	1	U	1	U	2	U	1	U	5	U	1	U
	SW01-061721	6/17/2021	µg/L	Water level too high.													
	SW01-071421	7/14/2021	µg/L	Water level too high.													
	SW01-082421	8/24/2021	µg/L	1	U	1	U	**3.09**		2	U	1	U	5	U	1	U
	SW01-091721	9/17/2021	µg/L	Water level too high.													
	SW01-102121	10/21/2021	µg/L	1	U	1	U	1	U	2	U	1	U	5	U	1	U
	SW01-111621	11/16/2021	µg/L	1	UJ	1	U	1	U	2	U	1	U	5	U	1	U
	SW01-122021	12/20/2021	µg/L	Water level too high.													
	SW01-012022	1/20/2022	µg/L	Water level too high.													
	--	2/10/2022	--	NS-IW		NS-IW		NS-IW		NS-IW		NS-IW		NS-IW		NS-IW	
	--	3/1/2022	--	NS-IW		NS-IW		NS-IW		NS-IW		NS-IW		NS-IW		NS-IW	
	SW01-042022	4/20/2022	µg/L	NS-IW		NS-IW		NS-IW		NS-IW		NS-IW		NS-IW		NS-IW	
	--	5/19/2022	--	NS-IW		NS-IW		NS-IW		NS-IW		NS-IW		NS-IW		NS-IW	
	--	6/15/2022	--	NS-IW		NS-IW		NS-IW		NS-IW		NS-IW		NS-IW		NS-IW	
	--	7/19/2022	--	NS-IW		NS-IW		NS-IW		NS-IW		NS-IW		NS-IW		NS-IW	
	--	8/15/2022	--	NS-IW		NS-IW		NS-IW		NS-IW		NS-IW		NS-IW		NS-IW	
	--	9/20/2022	--	NS-IW		NS-IW		NS-IW		NS-IW		NS-IW		NS-IW		NS-IW	
	--	10/20/2022	--	NS-IW		NS-IW		NS-IW		NS-IW		NS-IW		NS-IW		NS-IW	
	--	11/21/2022	--	NS-IW		NS-IW		NS-IW		NS-IW		NS-IW		NS-IW		NS-IW	
	--	12/13/2022	--	NS-IW		NS-IW		NS-IW		NS-IW		NS-IW		NS-IW		NS-IW	
	--	1/18/2023	--	NS-IW		NS-IW		NS-IW		NS-IW		NS-IW		NS-IW		NS-IW	
	--	2/22/2023	--	NS-IW		NS-IW		NS-IW		NS-IW		NS-IW		NS-IW		NS-IW	
	--	3/14/2023	--	NS-IW		NS-IW		NS-IW		NS-IW		NS-IW		NS-IW		NS-IW	
	--	4/19/2023	--	NS-IW		NS-IW		NS-IW		NS-IW		NS-IW		NS-IW		NS-IW	
	--	5/11/2023	--	NS-IW		NS-IW		NS-IW		NS-IW		NS-IW		NS-IW		NS-IW	
	--	6/27/2023	--	NS-IW		NS-IW		NS-IW		NS-IW		NS-IW		NS-IW		NS-IW	
	--	7/18/2023	--	NS-IW		NS-IW		NS-IW		NS-IW		NS-IW		NS-IW		NS-IW	
	--	8/15/2023	--	NS-IW		NS-IW		NS-IW		NS-IW		NS-IW		NS-IW		NS-IW	
	--	9/12/2023	--	NS-IW		NS-IW		NS-IW		NS-IW		NS-IW		NS-IW		NS-IW	
	--	10/23/2023	--	NS-IW		NS-IW		NS-IW		NS-IW		NS-IW		NS-IW		NS-IW	
	--	11/16/2023	--	NS-IW		NS-IW		NS-IW		NS-IW		NS-IW		NS-IW		NS-IW	
	--	12/18/2023	--	NS-IW		NS-IW		NS-IW		NS-IW		NS-IW		NS-IW		NS-IW	
SW-02	SW02-121114	12/11/2014	µg/L	0.5	U	1	U	1	U	2	U	1	U	1	U	1	U
	SW02-022515	2/25/2015	µg/L	5	U[c]	5	U	5	U	10	U	5	U	5	U	NA	
	SW02-030215	3/2/2015	µg/L	5	U[c]	5	U	5	U	10	U	5	U	5	U	NA	
	SW02-031115	3/11/2015	µg/L	5	U[c]	5	U	5	U	10	U	5	U	5	U	NA	

Table 3B. Analytical Results for Surface Water, Historical

Products (SE) Pipe Line Corporation

Lewis Drive Remediation Site, Belton, South Carolina

Site ID #18693 "Kinder Morgan Belton Pipeline Release"

Location	Sample ID	Date Collected	Units	Analyte															
				Benzene		Ethylbenzene		Toluene		m&p-Xylene		o-Xylene		Naphthalene		MTBE	
			Screening Value (µg/L):	**2.2**	[a]	**530**	[a]	**1,000**	[a]	**NA**	[b]	**NA**	[b]	**NA**	[b]	**NA**	[b]
SW-02	SW02-031815	3/18/2015	µg/L	5	U[c]	5	U	5	U	10	U	5	U	5	U	NA	
	SW02-033115	3/31/2015	µg/L	5	U[c]	5	U	**6.0**		10	U	5	U	5	U	NA	
	SW02-042215	4/22/2015	µg/L	5	U[c]	5	U	**13.0**		10	U	5	U	5	U	NA	
	SW02-050715	5/7/2015	µg/L	5	U[c]	5	U	5	U	10	U	5	U	5	U	NA	
	SW02-051915	5/19/2015	µg/L	5	U[c]	5	U	5	U	10	U	5	U	5	U	NA	
	SW02-060315	6/3/2015	µg/L	5	U[c]	5	U	5	U	10	U	5	U	5	U	NA	
	SW02-061815	6/18/2015	µg/L	5	U[c]	5	U	5	U	10	U	5	U	5	U	NA	
	SW02-071515	7/15/2015	µg/L	5	U[c]	5	U	5	U	10	U	5	U	5	U	NA	
	SW02-081315	8/13/2015	µg/L	5	U[c]	5	U	5	U	10	U	5	U	5	U	NA	
	SW02-092415	9/24/2015	µg/L	5	U[c]	5	U	5	U	10	U	5	U	5	U	NA	
	SW02-102215	10/22/2015	µg/L	1	U	1	U	1	U	2	U	1	U	1	U	NA	
	SW02-112415	11/24/2015	µg/L	**6**		**1.3**		**10.0**		**7.8**		**4.0**		1	U	NA	
	SW02-122215	12/22/2015	µg/L	**4.1**		1	U	**7.6**		**5.1**		**3.1**		1	U	NA	
	SW02-012516	1/25/2016	µg/L	**12**		**1.5**		**25.0**		**8.4**		**4.6**		1	U	NA	
	SW02-021816	2/18/2016	µg/L	**15.5**		**1.8**		**35.3**		**10.1**		**5.9**		1	U	NA	
	SW02-031616	3/16/2016	µg/L	**8**		**1.0**		**17.5**		**5.8**		**3.9**		1	U	NA	
	SW02-042716	4/27/2016	µg/L	**5.6**		1	U	**7.1**		2	U	1	U	1	U	NA	
	SW02-050916	5/9/2016	µg/L	**7.1**		1	U	**4.5**		**2.2**		**1.6**		1	U	NA	
	SW02-062716	6/27/2016	µg/L	1	U	1	U	1	U	2	U	1	U	1	U	NA	
	SW02-072816	7/28/2016	µg/L	1	U	1	U	1	U	2	U	1	U	1	U	NA	
	SW02-081916	8/19/2016	µg/L	1	U	1	U	1	U	2	U	1	U	1	U	NA	
	SW02-092916	9/29/2016	µg/L	1	U	1	U	1	U	2	U	1	U	1	U	NA	
	SW02-103116	10/31/2016	µg/L	1	U	1	U	1	U	2	U	1	U	1	U	NA	
	SW02-112816	11/28/2016	µg/L	**5.4**		1	U	**1.6**		**2.6**		**4.8**		1	U	NA	
	SW02-122916	12/29/2016	µg/L	1	U	1	U	1	U	2	U	**1.4**		1	U	NA	
	SW02-012017	1/20/2017	µg/L	1	U	1	U	1	U	2	U	1	U	1	U	NA	
	SW02-022817	2/28/2017	µg/L	**10.7**		1	U	**11.0**		**4.14**		**4.23**		5	U	NA	
	SW02-031517	3/15/2017	µg/L	**11.4**		1	U	**8.6**		**4.45**		**3.6**		5	U	NA	
	SW02-032117	3/21/2017	µg/L	**8.42**		1	U	**2.45**		**2.48**		**2.68**		5	U	NA	
	SW02-033017	3/30/2017	µg/L	**2.18**		1	U	1	U	2	U	1	U	5	U	NA	
	SW02-040517	4/5/2017	µg/L	**2.87**		1	U	**1.12**		2	U	**1.14**		5	U	NA	
	SW02-050417	5/4/2017	µg/L	1	U	1	U	1	U	2	U	1	U	5	U	NA	
	SW02-061317	6/13/2017	µg/L	1	U	1	U	1	U	2	U	1	U	5	U	NA	
	SW02-071817	7/18/2017	µg/L	1	U	1	U	1	U	2	U	1	U	5	U	NA	
	SW02-080217	8/2/2017	µg/L	1	U	1	U	1	U	2	U	1	U	5	U	NA	
	SW02-090517	9/5/2017	µg/L	1	U	1	U	1	U	2	U	1	U	5	U	NA	
	SW02-120517	12/5/2017	µg/L	**26.6**		**1.8**		**8.39**		**10.2**		**7.17**		5	U	NA	
	SW02-121417	12/14/2017	µg/L	**21.1**		**1.53**		**9.4**		**9.74**		**7.32**		5	U	NA	

Table 3B. Analytical Results for Surface Water, Historical

Products (SE) Pipe Line Corporation

Lewis Drive Remediation Site, Belton, South Carolina

Site ID #18693 "Kinder Morgan Belton Pipeline Release"

Location	Sample ID	Date Collected	Units	Analyte													
				Benzene		Ethylbenzene		Toluene		m&p-Xylene		o-Xylene		Naphthalene		MTBE	
			Screening Value (µg/L):	2.2	a	530	a	1,000	a	NA	b	NA	b	NA	b	NA	b
SW-02	SW02-010918	1/9/2018	µg/L	**25.0**		**1.56**		**12.4**		**11**		**8.24**		5	U	NA	
	SW02-020618	2/6/2018	µg/L	**6.69**		**1**	U	**2.65**		**2.75**		**1.87**		5	U	1	U
	SW02-030918	3/9/2018	µg/L	**3.19**		1	U	**1.39**		2	U	**1.11**		5	U	1	U
	SW02-040618	4/6/2018	µg/L	**2.23**		1	U	1	U	2	U	1	U	5	U	**2.13**	
	SW02-050318	5/3/2018	µg/L	1	U	1	U	1	U	2	U	1	U	5	U	**2.25**	
	SW02-060718	6/7/2018	µg/L	1	U	1	U	1	U	2	U	1	U	5	U	**1.92**	
	SW02-071218	7/12/2018	µg/L	1	U	1	U	1	U	2	U	1	U	5	U	**1.15**	
	SW02-091418	9/14/2018	µg/L	1	U	1	U	1	U	2	U	1	U	5	U	**2.94**	
	SW02-120418	12/4/2018	µg/L	**11.9**		1	U	**1.32**		**4.40**		**3.75**		5	U	**2.23**	
	SW02-021919	2/19/2019	µg/L	**19.7**		1	U	**2.67**		**4.60**		**4.44**		5	U	**2.12**	
	SW02-030719	3/7/2019	µg/L	**22.3**		1	U	**3.58**		**4.71**		**4.32**		5	U	**2.46**	
	SW02-040919	4/9/2019	µg/L	**2.8**		1	U	1	U	2	U	1	U	5	U	1	U
	SW02-051519	5/15/2019	µg/L	**3.47**		1	U	1	U	2	U	1	U	5	U	**2.36**	
	SW02-060419	6/4/2019	µg/L	1	U	1	U	1	U	2	U	1	U	5	U	**2.02**	
	SW02-071819	7/18/2019	µg/L	1	U	1	U	1	U	2	U	1	U	5	U	**1.11**	
	SW02-082019	8/20/2019	µg/L	1	U	1	U	1	U	2	U	1	U	5	U	**1.35**	
	SW02-091819	9/18/2019	µg/L	1	U	1	U	1	U	2	U	1	U	5	U	**1.96**	
	SW02-102219	10/22/2019	µg/L	1	U	1	U	1	U	2	U	1	U	5	U	**2.51**	
	SW02-110519	11/5/2019	µg/L	1	U	1	U	1	U	2	U	1	U	5	U	**4.70**	
	SW02-122019	12/20/2019	µg/L	**9.47**		1	U	1	U	2	U	**2.23**		5	U	**2.68**	
	SW02-010820	1/8/2020	µg/L	**7.25**		1	U	1	U	2	U	1	U	5	U	**1.89**	
	SW02-021020	2/10/2020	µg/L	**23.7**		1	U	**1.92**		**4.60**		**3.03**		5	U	**1.37**	
	SW02-031220	3/12/2020	µg/L	**7.71**		1	U	**1.30**		2	U	**1.38**		5	U	**2.32**	
	SW02-040220	4/2/2020	µg/L	**3.01**		1	U	1	U	2	U	1	U	5	U	**1.31**	
	SW02-050420	5/4/2020	µg/L	**4.35**		1	U	1	U	2	U	1	U	5	U	**1.49**	
	SW02-060420	6/4/2020	µg/L	**6.49**		1	U	1	U	2	U	**1.55**		5	U	**2.22**	
	SW02-070920	7/9/2020	µg/L	1	U	1	U	1	U	2	U	1	U	5	U	**1.53**	
	SW02-080620	8/6/2020	µg/L	1	U	1	U	1	U	2	U	1	U	5	U	**1.68**	
	SW02-091520	9/15/2020	µg/L	**1.22**		1	U	1	U	2	U	1	U	5	U	**2.19**	
	SW02-102020	10/20/2020	µg/L	1	U	1	U	1	U	2	U	1	U	5	U	**3.08**	
	SW02-111120	11/11/2020	µg/L	**20.2**		1	U	**1.66**		**2.67**		**6.99**		5	U	**5.10**	
	SW02-121720	12/17/2020	µg/L	**16.1**		1	U	1	U	2	U	**2.81**		5	U	**1.75**	
	SW02-012021	1/20/2021	µg/L	**18.2**		1	U	1	U	2	U	**3.13**		5	U	**2.22**	
	SW02-022421	2/24/2021	µg/L	**13.9**		1	U	1	U	2	U	**2.18**		5	U	**1.29**	
	SW02-032421	3/24/2021	µg/L	**40.7**		1	U	1	U	**2.10**		**5.93**		5	U	**2.68**	
	SW02-041521	4/15/2021	µg/L	1	U	1	U	1	U	2	U	1	U	5	U	**1.00**	
	SW02-051821	5/18/2021	µg/L	1	U	1	U	1	U	2	U	1	U	5	U	**1.85**	
	SW02-061721	6/17/2021	µg/L	**20.4**		1	U	1	U	2	U	**3.79**		5	U	**2.74**	

Table 3B. Analytical Results for Surface Water, Historical

Products (SE) Pipe Line Corporation

Lewis Drive Remediation Site, Belton, South Carolina

Site ID #18693 "Kinder Morgan Belton Pipeline Release"

Location	Sample ID	Date Collected	Units	Analyte													
				Benzene		Ethylbenzene		Toluene		m&p-Xylene		o-Xylene		Naphthalene		MTBE	
			Screening Value (µg/L):	2.2	[a]	530	[a]	1,000	[a]	NA	[b]	NA	[b]	NA	[b]	NA	[b]
SW-02	SW02-071421	7/14/2021	µg/L	**6.26**		1	U	1	U	2	U	1	U	5	U	**1.20**	
	SW02-082421	8/24/2021	µg/L	**8.59**		1	U	1	U	2	U	1	U	5	U	**1.54**	
	SW02-092221	9/22/2021	µg/L	**4.54**		1	U	1	U	2	U	1	U	5	U	**2.25**	
	SW02-102121	10/21/2021	µg/L	**5.27**		1	U	1	U	2	U	1	U	5	U	**1.98**	
	SW02-111621	11/16/2021	µg/L	**24.1**	**J**	1	U	1	U	2	U	**2.42**		5	U	**2.02**	
	SW02-122021	12/20/2021	µg/L	**11.1**		1	U	1	U	2	U	1	U	5	U	**1.55**	
	SW02-012022	1/20/2022	µg/L	**18.0**		1	U	1	U	2	U	**1.71**		5	U	1	U
	SW02-021022	2/10/2022	µg/L	**14.7**		1	U	1	U	**3.51**		**1.44**		5	U	**1.29**	
	--	3/1/2022	--	NS-IW		NS-IW		NS-IW		NS-IW		NS-IW		NS-IW		NS-IW	
	SW02-042022	4/20/2022	µg/L	**12.2**		1	U	1	U	2	U	1	U	5	U	**1.57**	
	SW02-051922	5/19/2022	µg/L	**14.4**		1	U	1	U	2	U	**1.24**		5	U	**3.74**	
	SW02-061522	6/15/2022	µg/L	1	U	1	U	1	U	2	U	1	U	5	UJ	**4.47**	
	SW02-071922	7/19/2022	µg/L	1	U	1	U	1	U	2	U	1	U	5	U	**3.06**	
	SW02-081522	8/15/2022	µg/L	**4.93**		1	U	1	U	2	U	1	U	5	U	**6.53**	
	SW02-092022	9/20/2022	µg/L	1	U	1	U	1	U	2	U	1	U	5	U	**4.23**	
	SW02-102022	10/20/2022	µg/L	**8.16**		1	U	1	U	2	U	1	U	5	U	**6.06**	
	SW02-112122	11/21/2022	µg/L	**9.37**		1	U	1	U	2	U	1	U	5	U	**4.53**	
	SW02-121322	12/13/2022	µg/L	**5.66**		1	U	1	U	2	U	1	U	5	U	**1.77**	
	SW02-011823	1/18/2023	µg/L	**7.48**		1	U	1	U	2	U	1	U	5	U	**1.39**	
	SW02-022223	2/22/2023	µg/L	**5.93**		1	U	1	U	2	U	1	U	5	U	**1.07**	
	SW02-031423	3/14/2023	µg/L	**6.48**		1	U	1	U	2	U	1	U	5	U	1	U
	SW02-041923	4/19/2023	µg/L	**3.66**		1	U	1	U	2	U	1	U	5	U	1	U
	SW02-051123	5/11/2023	µg/L	**4.58**		1	U	1	U	2	U	1	U	5	U	**1.09**	
	SW02-062723	6/27/2023	µg/L	**2.09**		1	U	1	U	2	U	1	U	5	U	**1.07**	
	SW02-071823	7/18/2023	µg/L	1	U	1	U	1	U	2	U	1	U	5	U	**1.93**	
	SW02-081523	8/15/2023	µg/L	1	U	1	U	1	U	2	U	1	U	5	U	**2.39**	
	SW02-091223	9/12/2023	µg/L	1	U	1	U	1	U	2	U	1	U	5	U	**3.55**	
	SW02-102323	10/23/2023	µg/L	1	U	1	U	1	U	2	U	1	U	5	U	**3.14**	
	SW02-111623	11/16/2023	µg/L	**6.73**		1	U	1	U	2	U	1	U	5	U	**2.40**	**J**
	SW02-121823	12/18/2023	µg/L	**6.85**		1	U	1	U	2	U	1	U	5	U	**2.40**	
SW-03	SW-UPGRADIENT	1/20/2015	µg/L	0.5	U	1	U	**0.23 J**		2	U	1	U	1	U	1	U
	SW03-022515	2/25/2015	µg/L	5	U[c]	5	U	5	U	10	U	5	U	5	U	NA	
	SW03-030215	3/2/2015	µg/L	5	U[c]	5	U	5	U	10	U	5	U	5	U	NA	
	SW03-031115	3/11/2015	µg/L	5	U[c]	5	U	5	U	10	U	5	U	5	U	NA	
	SW03-031815	3/18/2015	µg/L	5	U[c]	5	U	5	U	10	U	5	U	5	U	NA	
	SW03-033115	3/31/2015	µg/L	5	U[c]	5	U	5	U	10	U	5	U	5	U	NA	
	SW03-042215	4/22/2015	µg/L	5	U[c]	5	U	5	U	10	U	5	U	5	U	NA	
	SW03-050715	5/7/2015	µg/L	5	U[c]	5	U	5	U	10	U	5	U	5	U	NA	

Table 3B. Analytical Results for Surface Water, Historical

Products (SE) Pipe Line Corporation

Lewis Drive Remediation Site, Belton, South Carolina

Site ID #18693 "Kinder Morgan Belton Pipeline Release"

Location	Sample ID	Date Collected	Units	Analyte													
				Benzene		Ethylbenzene		Toluene		m&p-Xylene		o-Xylene		Naphthalene		MTBE	
			Screening Value (µg/L):	2.2	[a]	530	[a]	1,000	[a]	NA	[b]	NA	[b]	NA	[b]	NA	[b]
SW-03	SW03-051915	5/19/2015	µg/L	5	U[c]	5	U	5	U	10	U	5	U	5	U	NA	
	SW03-060315	6/3/2015	µg/L	5	U[c]	5	U	5	U	10	U	5	U	5	U	NA	
	SW03-061815	6/18/2015	µg/L	5	U[c]	5	U	5	U	10	U	5	U	5	U	NA	
	SW03-071515	7/15/2015	µg/L	5	U[c]	5	U	5	U	10	U	5	U	5	U	NA	
	SW03-081315	8/13/2015	µg/L	5	U[c]	5	U	5	U	10	U	5	U	5	U	NA	
	--	9/24/2015	--	NS-IW		NS-IW		NS-IW		NS-IW		NS-IW		NS-IW		NS-IW	
	SW03-102215	10/22/2015	µg/L	1	U	1	U	1	U	2	U	1	U	1	U	NA	
	SW03-112415	11/24/2015	µg/L	1	U	1	U	1	U	2	U	1	U	1	U	NA	
	SW03-122215	12/22/2015	µg/L	1	U	1	U	1	U	2	U	1	U	1	U	NA	
	SW03-012516	1/25/2016	µg/L	1	U	1	U	1	U	2	U	1	U	1	U	NA	
	SW03-021816	2/18/2016	µg/L	1	U	1	U	1	U	2	U	1	U	1	U	NA	
	SW03-031616	3/16/2016	µg/L	1	U	1	U	1	U	2	U	1	U	1	U	NA	
	SW03-042716	4/27/2016	µg/L	1	U	1	U	1	U	2	U	1	U	1	U	NA	
	SW03-050916	5/9/2016	µg/L	1	U	1	U	1	U	2	U	1	U	1	U	NA	
	SW03-062716	6/27/2016	µg/L	1	U	1	U	1	U	2	U	1	U	1	U	NA	
	SW03-072816	7/28/2016	µg/L	1	U	1	U	1	U	2	U	1	U	1	U	NA	
	--	8/19/2016	--	NS-IW		NS-IW		NS-IW		NS-IW		NS-IW		NS-IW		NS-IW	
	SW03-092916	9/29/2016	µg/L	1	U	1	U	1	U	2	U	1	U	1	U	NA	
	SW03-103116	10/31/2016	µg/L	1	U	1	U	1	U	2	U	1	U	1	U	NA	
	SW03-112816	11/28/2016	µg/L	1	U	1	U	1	U	2	U	1	U	1	U	NA	
	SW03-122916	12/29/2016	µg/L	1	U	1	U	1	U	2	U	1	U	1	U	NA	
	SW03-012017	1/20/2017	µg/L	1	U	1	U	1	U	2	U	1	U	1	U	NA	
	SW03-022817	2/28/2017	µg/L	1	U	1	U	1	U	2	U	1	U	5	U	NA	
	SW03-031517	3/15/2017	µg/L	1	U	1	U	1	U	2	U	1	U	5	U	NA	
	SW03-032117	3/21/2017	µg/L	1	U	1	U	1	U	2	U	1	U	5	U	NA	
	SW03-033017	3/30/2017	µg/L	1	U	1	U	1	U	2	U	1	U	5	U	NA	
	SW03-040517	4/5/2017	µg/L	1	U	1	U	1	U	2	U	1	U	5	U	NA	
	SW03-050417	5/4/2017	µg/L	1	U	1	U	1	U	2	U	1	U	5	U	NA	
	SW03-061317	6/13/2017	µg/L	1	U	1	U	1	U	2	U	1	U	5	U	NA	
	SW03-071817	7/18/2017	µg/L	1	U	1	U	1	U	2	U	1	U	5	U	NA	
	SW03-080217	8/2/2017	µg/L	1	U	1	U	1	U	2	U	1	U	5	U	NA	
	SW03-090517	9/5/2017	µg/L	1	U	1	U	1	U	2	U	1	U	5	U	NA	
	SW03-120517	12/5/2017	µg/L	1	U	1	U	1	U	2	U	1	U	5	U	NA	
	SW03-121417	12/14/2017	µg/L	1	U	1	U	1	U	2	U	1	U	5	U	NA	
	--	1/9/2018	--	NS-HS		NS-HS		NS-HS		NS-HS		NS-HS		NS-HS		NS-HS	
	SW03-020618	2/6/2018	µg/L	1	U	1	U	1	U	2	U	1	U	5	U	1	U
	SW03-030918	3/9/2018	µg/L	1	U	1	U	1	U	2	U	1	U	5	U	1	U
	SW03-040618	4/6/2018	µg/L	1	U	1	U	1	U	2	U	1	U	5	U	1	U

Table 3B. Analytical Results for Surface Water, Historical

Products (SE) Pipe Line Corporation

Lewis Drive Remediation Site, Belton, South Carolina

Site ID #18693 "Kinder Morgan Belton Pipeline Release"

Location	Sample ID	Date Collected	Units	Analyte															
				Benzene		Ethylbenzene		Toluene		m&p-Xylene		o-Xylene		Naphthalene		MTBE	
			Screening Value (µg/L):	2.2	[a]	530	[a]	1,000	[a]	NA	[b]	NA	[b]	NA	[b]	NA	[b]
SW-03	SW03-050318	5/3/2018	µg/L	1	U	1	U	1	U	2	U	1	U	5	U	1	U
	SW03-060718	6/7/2018	µg/L	1	U	1	U	1	U	2	U	1	U	5	U	1	U
	SW03-071218	7/12/2018	µg/L	1	U	1	U	1	U	2	U	1	U	5	U	1	U
	SW03-091418	9/14/2018	µg/L	1	U	1	U	1	U	2	U	1	U	5	U	1	U
	SW03-120418	12/4/2018	µg/L	1	U	1	U	1	U	2	U	1	U	5	U	1	U
	--	3/7/2019	--	NS-IW		NS-IW		NS-IW		NS-IW		NS-IW		NS-IW		NS-IW	
	SW03-051519	5/15/2019	µg/L	1	U	1	U	1	U	2	U	1	U	5	U	1	U
	--	6/4/2019	--	NS-IW		NS-IW		NS-IW		NS-IW		NS-IW		NS-IW		NS-IW	
	SW03-071819	7/18/2019	µg/L	1	U	1	U	1	U	2	U	1	U	5	U	1	U
	SW03-082019	8/20/2019	µg/L	1	U	1	U	1	U	2	U	1	U	5	U	1	U
	--	9/18/2019	--	NS-IW		NS-IW		NS-IW		NS-IW		NS-IW		NS-IW		NS-IW	
	SW03-102219	10/22/2019	µg/L	1	U	1	U	1	U	2	U	1	U	5	U	1	U
	SW03-110519	11/5/2019	µg/L	1	U	1	U	1	U	2	U	1	U	5	U	1	U
	SW03-122019	12/20/2019	µg/L	1	U	1	U	1	U	2	U	1	U	5	U	1	U
	SW03-010820	1/8/2020	µg/L	1	U	1	U	1	U	2	U	1	U	5	U	1	U
	SW03-021020	2/10/2020	µg/L	1	U	1	U	1	U	2	U	1	U	5	U	1	U
	SW03-031220	3/12/2020	µg/L	1	U	1	U	1	U	2	U	1	U	5	U	1	U
	SW03-040220	4/2/2020	µg/L	1	U	1	U	1	U	2	U	1	U	5	U	1	U
	SW03-050420	5/4/2020	µg/L	1	U	1	U	1	U	2	U	1	U	5	U	1	U
	--	6/4/2020	--	NS-IW		NS-IW		NS-IW		NS-IW		NS-IW		NS-IW		NS-IW	
	SW03-070920	7/9/2020	µg/L	1	U	1	U	1	U	2	U	1	U	5	U	1	U
	SW03-080620	8/6/2020	µg/L	1	U	1	U	1	U	2	U	1	U	5	U	1	U
	--	9/15/2020	--	NS-IW		NS-IW		NS-IW		NS-IW		NS-IW		NS-IW		NS-IW	
	SW03-102020	10/20/2020	--	NS-IW		NS-IW		NS-IW		NS-IW		NS-IW		NS-IW		NS-IW	
	SW03-111120	11/11/2020	µg/L	1	U	1	U	1	U	2	U	1	U	5	U	1	U
	SW03-121720	12/17/2020	µg/L	1	U	1	U	1	U	2	U	1	U	5	U	1	U
	SW03-012021	1/20/2021	µg/L	1	U	1	U	1	U	2	U	1	U	5	U	1	U
	SW03-022421	2/24/2021	µg/L	1	U	1	U	1	U	2	U	1	U	5	U	1	U
	SW03-032421	3/24/2021	µg/L	1	U	1	U	1	U	2	U	1	U	5	U	1	U
	SW03-041521	4/15/2021	µg/L	1	U	1	U	1	U	2	U	1	U	5	U	1	U
	SW03-051821	5/18/2021	µg/L	1	U	1	U	1	U	2	U	1	U	5	U	1	U
	SW03-061721	6/17/2021	µg/L	1	U	1	U	1	U	2	U	1	U	5	U	1	U
	SW03-071421	7/14/2021	µg/L	1	U	1	U	1	U	2	U	1	U	5	U	1	U
	SW03-082421	8/24/2021	µg/L	1	U	1	U	1	U	2	U	1	U	5	U	1	U
	SW03-091721	9/17/2021	µg/L	1	U	1	U	1	U	2	U	1	U	5	U	1	U
	SW03-102121	10/21/2021	µg/L	1	U	1	U	1	U	2	U	1	U	5	U	1	U
	SW03-111621	11/16/2021	µg/L	1	UJ	1	U	1	U	2	U	1	U	5	U	1	U
	SW03-122021	12/20/2021	µg/L	1	U	1	U	1	U	2	U	1	U	5	U	1	U

Table 3B. Analytical Results for Surface Water, Historical

Products (SE) Pipe Line Corporation

Lewis Drive Remediation Site, Belton, South Carolina

Site ID #18693 "Kinder Morgan Belton Pipeline Release"

Location	Sample ID	Date Collected	Units	Analyte															
				Benzene		Ethylbenzene		Toluene		m&p-Xylene		o-Xylene		Naphthalene		MTBE	
			Screening Value (µg/L):	2.2	[a]	530	[a]	1,000	[a]	NA	[b]	NA	[b]	NA	[b]	NA	[b]
SW-03	SW03-012022	1/20/2022	µg/L	1	U	1	U	1	U	2	U	1	U	5	U	1	U
	--	2/10/2022	--	NS-IW		NS-IW		NS-IW		NS-IW		NS-IW		NS-IW		NS-IW	
	--	3/1/2022	--	NS-IW		NS-IW		NS-IW		NS-IW		NS-IW		NS-IW		NS-IW	
	SW03-042022	4/20/2022	µg/L	1	U	1	U	1	U	2	U	1	U	5	U	1	U
	--	5/19/2022	--	NS-IW		NS-IW		NS-IW		NS-IW		NS-IW		NS-IW		NS-IW	
	--	6/15/2022	--	NS-IW		NS-IW		NS-IW		NS-IW		NS-IW		NS-IW		NS-IW	
	SW03-071922	7/19/2022	µg/L	1	U	1	U	1	U	2	U	1	U	5	U	1	U
	SW03-081522	8/15/2022	µg/L	1	U	1	U	1	U	2	U	1	U	5	U	1	U
	SW03-092022	9/20/2022	µg/L	1	U	1	U	1	U	2	U	1	U	5	U	1	U
	SW03-102022	10/20/2022	µg/L	1	U	1	U	1	U	2	U	1	U	5	U	1	U
	SW03-112122	11/21/2022	µg/L	1	U	1	U	1	U	2	U	1	U	5	U	1	U
	SW03-121322	12/13/2022	µg/L	1	U	1	U	1	U	2	U	1	U	5	U	1	U
	SW03-011823	1/18/2023	µg/L	1	U	1	U	1	U	2	U	1	U	5	U	1	U
	SW03-022223	2/22/2023	µg/L	1	U	1	U	1	U	2	U	1	U	5	U	1	U
	SW03-031423	3/14/2023	µg/L	1	U	1	U	1	U	2	U	1	U	5	U	1	U
	SW03-041923	4/19/2023	µg/L	1	U	1	U	1	U	2	U	1	U	5	U	1	U
	SW03-051123	5/11/2023	µg/L	1	U	1	U	1	U	2	U	1	U	5	U	1	U
	SW03-062723	6/27/2023	µg/L	1	U	1	U	1	U	2	U	1	U	5	U	1	U
	SW03-071823	7/18/2023	µg/L	1	U	1	U	1	U	2	U	1	U	5	U	1	U
	SW03-081523	8/15/2023	µg/L	1	U	1	U	1	U	2	U	1	U	5	U	1	U
	SW03-091223	9/12/2023	µg/L	1	U	1	U	1	U	2	U	1	U	5	U	1	U
	SW03-102323	10/23/2023	µg/L	1	U	1	U	1	U	2	U	1	U	5	U	1	U
	SW03-111623	11/16/2023	µg/L	1	U	1	U	1	U	2	U	1	U	5	U	1	UJ
	SW03-121823	12/18/2023	µg/L	1	U	1	U	1	U	2	U	1	U	5	U	1	U
SW-04	SW-DOWNGRADIENT	1/20/2015	µg/L	**95**		**27**		**310**		**110**		**63**		**94**		**2.7**	
	SW04-022515	2/25/2015	µg/L	5	U[c]	5	U	5	U	10	U	5	U	5	U	NA	
	SW04-030215	3/2/2015	µg/L	5	U[c]	5	U	5	U	10	U	5	U	5	U	NA	
	SW04-031115	3/11/2015	µg/L	5	U[c]	5	U	5	U	10	U	5	U	5	U	NA	
	SW04-031815	3/18/2015	µg/L	5	U[c]	5	U	5	U	10	U	5	U	5	U	NA	
	SW04-033115	3/31/2015	µg/L	5	U[c]	5	U	5	U	10	U	5	U	5	U	NA	
	SW04-042215	4/22/2015	µg/L	5	U[c]	5	U	5	U	10	U	5	U	5	U	NA	
	SW04-050715	5/7/2015	µg/L	5	U[c]	5	U	5	U	10	U	5	U	5	U	NA	
	SW04-051915	5/19/2015	µg/L	5	U[c]	5	U	5	U	10	U	5	U	5	U	NA	
	SW04-060315	6/3/2015	µg/L	5	U[c]	5	U	5	U	10	U	5	U	5	U	NA	
	SW04-061815	6/18/2015	µg/L	5	U[c]	5	U	5	U	10	U	5	U	5	U	NA	
	SW04-071515	7/15/2015	µg/L	5	U[c]	5	U	5	U	10	U	5	U	5	U	NA	
	SW04-081315	8/13/2015	µg/L	5	U[c]	5	U	5	U	10	U	5	U	5	U	NA	
	SW04-092415	9/24/2015	µg/L	5	U[c]	5	U	5	U	10	U	5	U	5	U	NA	

Table 3B. Analytical Results for Surface Water, Historical

Products (SE) Pipe Line Corporation

Lewis Drive Remediation Site, Belton, South Carolina

Site ID #18693 "Kinder Morgan Belton Pipeline Release"

Location	Sample ID	Date Collected	Units	Analyte													
				Benzene		Ethylbenzene		Toluene		m&p-Xylene		o-Xylene		Naphthalene		MTBE	
			Screening Value (µg/L):	2.2	a	530	a	1,000	a	NA	b	NA	b	NA	b	NA	b
SW-04	SW04-102215	10/22/2015	µg/L	1	U	1	U	1	U	2	U	1	U	1	U	NA	
	SW04-112415	11/24/2015	µg/L	**1.7**		1	U	**2.7**		**2.9**		**1.6**		1	U	NA	
	SW04-122215	12/22/2015	µg/L	**3.3**		1	U	**7.3**		**5.2**		**2.7**		1	U	NA	
	SW04-012516	1/25/2016	µg/L	**6.9**		1	U	**14.0**		**4.9**		**2.8**		1	U	NA	
	SW04-021816	2/18/2016	µg/L	**10.9**		**1.1**		**25.4**		**7.0**		**4.3**		1	U	NA	
	SW04-031616	3/16/2016	µg/L	1	U	1	U	**2.0**		2	U	**1.8**		1	U	NA	
	SW04-042716	4/27/2016	µg/L	1	U	1	U	1	U	2	U	1	U	1	U	NA	
	SW04-050916	5/9/2016	µg/L	1	U	1	U	1	U	2	U	1	U	1	U	NA	
	SW04-062716	6/27/2016	µg/L	1	U	1	U	**1.1**		2	U	1	U	1	U	NA	
	SW04-072816	7/28/2016	µg/L	1	U	1	U	**23.5**		2	U	1	U	1	U	NA	
	SW04-081916	8/19/2016	µg/L	1	U	1	U	1	U	2	U	1	U	1	U	NA	
	SW04-092916	9/29/2016	µg/L	1	U	1	U	1	U	2	U	1	U	1	U	NA	
	SW04-103116	10/31/2016	µg/L	1	U	1	U	1	U	2	U	1	U	1	U	NA	
	SW04-112816	11/28/2016	µg/L	1	U	1	U	1	U	2	U	1	U	1	U	NA	
	SW04-122916	12/29/2016	µg/L	1	U	1	U	1	U	2	U	1	U	1	U	NA	
	SW04-012017	1/20/2017	µg/L	1	U	1	U	1	U	2	U	1	U	1	U	NA	
	SW04-022817	2/28/2017	µg/L	1	U	1	U	**1.13**		2	U	1	U	5	U	NA	
	SW04-031517	3/15/2017	µg/L	1	U	1	U	**2.90**		2	U	1	U	5	U	NA	
	SW04-032117	3/21/2017	µg/L	1	U	1	U	**3.28**		2	U	1	U	5	U	NA	
	SW04-033017	3/30/2017	µg/L	1	U	1	U	**6.15**		2	U	1	U	5	U	NA	
	SW04-040517	4/5/2017	µg/L	1	U	1	U	**9.47**		2	U	1	U	5	U	NA	
	SW04-050417	5/4/2017	µg/L	1	U	1	U	**13.8**		2	U	1	U	5	U	NA	
	SW04-061317	6/13/2017	µg/L	1	U	1	U	**1.37**		2	U	1	U	5	U	NA	
	SW04-071817	7/18/2017	µg/L	1	U	1	U	**1.92**		2	U	1	U	5	U	NA	
	SW04-080217	8/2/2017	µg/L	1	U	1	U	1	U	2	U	1	U	5	U	NA	
	SW04-090517	9/5/2017	µg/L	1	U	1	U	1	U	2	U	1	U	5	U	NA	
	SW04-120517	12/5/2017	µg/L	1	U	1	U	**5.53**		2	U	1	U	5	U	NA	
	SW04-121417	12/14/2017	µg/L	1	U	1	U	1	U	2	U	1	U	5	U	NA	
	SW04-010918	1/9/2018	µg/L	1	U	1	U	**4.09**		2	U	1	U	5	U	NA	
	SW04-020618	2/6/2018	µg/L	**3.04**		1	U	**1.73**		2	U	**1.12**		5	U	1	U
	SW04-030918	3/9/2018	µg/L	1	U	1	U	**1.37**		2	U	1	U	5	U	1	U
	SW04-040618	4/6/2018	µg/L	1	U	1	U	1	U	2	U	1	U	5	U	1	U
	SW04-050318	5/3/2018	µg/L	1	U	1	U	1	U	2	U	1	U	5	U	**1.2**	
	SW04-060718	6/7/2018	µg/L	1	U	1	U	1	U	2	U	1	U	5	U	**1.31**	
	SW04-071218	7/12/2018	µg/L	1	U	1	U	1	U	2	U	1	U	5	U	1	U
	SW04-091418	9/14/2018	µg/L	1	U	1	U	1	U	2	U	1	U	5	U	**1.13**	
	SW04-120418	12/4/2018	µg/L	1	U	1	U	1	U	2	U	1	U	5	U	1	U
	SW04-021919	2/19/2019	µg/L	**1.47**		1	U	1	U	2	U	1	U	5	U	1	U

Table 3B. Analytical Results for Surface Water, Historical

Products (SE) Pipe Line Corporation

Lewis Drive Remediation Site, Belton, South Carolina

Site ID #18693 "Kinder Morgan Belton Pipeline Release"

Location	Sample ID	Date Collected	Units	Analyte													
				Benzene		Ethylbenzene		Toluene		m&p-Xylene		o-Xylene		Naphthalene		MTBE	
			Screening Value (µg/L):	2.2	a	530	a	1,000	a	NA	b	NA	b	NA	b	NA	b
SW-04	SW04-030719	3/7/2019	µg/L	**3.11**		1	U	1	U	2	U	1	U	5	U	1	U
	SW04-051519	5/15/2019	µg/L	1	U	1	U	1	U	2	U	1	U	5	U	**1.27**	
	SW04-060419	6/4/2019	µg/L	1	U	1	U	1	U	2	U	1	U	5	U	**1.36**	
	SW04-071819	7/18/2019	µg/L	1	U	1	U	1	U	2	U	1	U	5	U	**1.12**	
	SW04-082019	8/20/2019	µg/L	1	U	1	U	1	U	2	U	1	U	5	U	1	U
	SW04-091819	9/18/2019	µg/L	1	U	1	U	1	U	2	U	1	U	5	U	1	U
	SW04-102219	10/22/2019	µg/L	1	U	1	U	1	U	2	U	1	U	5	U	**1.56**	
	SW04-110519	11/5/2019	µg/L	1	U	1	U	1	U	2	U	1	U	5	U	**1.71**	
	SW04-122019	12/20/2019	µg/L	1	U	1	U	1	U	2	U	1	U	5	U	**1.06**	
	SW04-010820	1/8/2020	µg/L	1	U	1	U	1	U	2	U	1	U	5	U	1	U
	SW04-021020	2/10/2020	µg/L	1	U	1	U	1	U	2	U	1	U	5	U	1	U
	SW04-031220	3/12/2020	µg/L	**5.97**		1	U	**1.09**		2	U	**1.09**		5	U	**2.05**	
	SW04-040220	4/2/2020	µg/L	1	U	1	U	1	U	2	U	1	U	5	U	1	U
	SW04-050420	5/4/2020	µg/L	1	U	1	U	1	U	2	U	1	U	5	U	**1.49**	
	SW04-060420	6/4/2020	µg/L	**1.79**		1	U	1	U	2	U	1	U	5	U	**1.58**	
	SW04-070920	7/9/2020	µg/L	1	U	1	U	1	U	2	U	1	U	5	U	**1.29**	
	SW04-080620	8/6/2020	µg/L	1	U	1	U	1	U	2	U	1	U	5	U	**1.47**	
	SW04-091520	9/15/2020	µg/L	1	U	1	U	1	U	2	U	1	U	5	U	**1.82**	
	SW04-102020	10/20/2020	µg/L	1	U	1	U	1	U	2	U	1	U	5	U	**2.31**	
	SW04-111120	11/11/2020	µg/L	1	U	1	U	1	U	2	U	1	U	5	U	**1.06**	
	SW04-121720	12/17/2020	µg/L	1	U	1	U	1	U	2	U	1	U	5	U	1	U
	SW04-012021	1/20/2021	µg/L	**8.39**		1	U	1	U	2	U	**1.72**		5	U	**1.78**	
	SW04-022421	2/24/2021	µg/L	1	U	1	U	1	U	2	U	1	U	5	U	1	U
	SW04-032421	3/24/2021	µg/L	**1.74**		1	U	1	U	2	U	1	U	5	U	**1.16**	
	SW04-041521	4/15/2021	µg/L	1	U	1	U	1	U	2	U	1	U	5	U	1	U
	SW04-051821	5/18/2021	µg/L	1	U	1	U	1	U	2	U	1	U	5	U	**1.46**	
	SW04-061721	6/17/2021	µg/L	1	U	1	U	1	U	2	U	1	U	5	U	**1.45**	
	SW04-071421	7/14/2021	µg/L	1	U	1	U	1	U	2	U	1	U	5	U	1	U
	SW04-082421	8/24/2021	µg/L	1	U	1	U	1	U	2	U	1	U	5	U	1	U
	SW04-092221	9/22/2021	µg/L	1	U	1	U	1	U	2	U	1	U	5	U	**2.12**	
	SW04-102121	10/21/2021	µg/L	**9.47**		1	U	1	U	2	U	**1.17**		5	U	**2.07**	
	SW04-111621	11/16/2021	µg/L	1	UJ	1	U	1	U	2	U	1	U	5	U	**1.03**	
	SW04-122021	12/20/2021	µg/L	**2.14**		1	U	1	U	2	U	1	U	5	U	**1.04**	
	SW04-012022	1/20/2022	µg/L	**1.07**		1	U	1	U	2	U	1	U	5	U	1	U
	SW04-021022	2/10/2022	µg/L	**1.63**		1	U	1	U	2	U	1	U	5	U	1	U
	--	3/1/2022	--	NS-IW		NS-IW		NS-IW		NS-IW		NS-IW		NS-IW		NS-IW	
	SW04-042022	4/20/2022	µg/L	NS-IW		NS-IW		NS-IW		NS-IW		NS-IW		NS-IW		NS-IW	
	SW04-051922	5/19/2022	µg/L	1	U	1	U	1	U	2	U	1	U	5	U	**1.95**	

Table 3B. Analytical Results for Surface Water, Historical

Products (SE) Pipe Line Corporation

Lewis Drive Remediation Site, Belton, South Carolina

Site ID #18693 "Kinder Morgan Belton Pipeline Release"

Location	Sample ID	Date Collected	Units	Analyte															
				Benzene		Ethylbenzene		Toluene		m&p-Xylene		o-Xylene		Naphthalene		MTBE	
			Screening Value (µg/L):	2.2	a	530	a	1,000	a	NA	b	NA	b	NA	b	NA	b
SW-04	--	6/15/2022	--	NS-IW		NS-IW		NS-IW		NS-IW		NS-IW		NS-IW		NS-IW	
	--	7/19/2022	--	NS-IW		NS-IW		NS-IW		NS-IW		NS-IW		NS-IW		NS-IW	
	--	8/15/2022	--	NS-IW		NS-IW		NS-IW		NS-IW		NS-IW		NS-IW		NS-IW	
	--	9/20/2022	--	NS-IW		NS-IW		NS-IW		NS-IW		NS-IW		NS-IW		NS-IW	
	--	10/20/2022	--	NS-IW		NS-IW		NS-IW		NS-IW		NS-IW		NS-IW		NS-IW	
	SW04-112122	11/21/2022	µg/L	1	U	1	U	1	U	2	U	1	U	5	U	**1.93**	
	SW04-121322	12/13/2022	µg/L	1	U	1	U	1	U	2	U	1	U	5	U	1	U
	SW04-011823	1/18/2023	µg/L	1	U	1	U	1	U	2	U	1	U	5	U	1	U
	SW04-022223	2/22/2023	µg/L	1	U	1	U	1	U	2	U	1	U	5	U	1	U
	SW04-031423	3/14/2023	µg/L	1	U	1	U	1	U	2	U	1	U	5	U	1	U
	SW04-041923	4/19/2023	µg/L	1	U	1	U	1	U	2	U	1	U	5	U	1	U
	SW04-051123	5/11/2023	µg/L	1	U	1	U	1	U	2	U	1	U	5	U	1	U
	SW04-062723	6/27/2023	µg/L	1	U	1	U	1	U	2	U	1	U	5	U	1	U
	--	7/18/2023	--	NS-IW		NS-IW		NS-IW		NS-IW		NS-IW		NS-IW		NS-IW	
	SW04-081523	8/15/2023	µg/L	1	U	1	U	1	U	2	U	1	U	5	U	1	U
	SW04-091223	9/12/2023	µg/L	1	U	1	U	1	U	2	U	1	U	5	U	1	U
	SW04-102323	10/23/2023	µg/L	1	U	1	U	1	U	2	U	1	U	5	U	**1.11**	
	SW04-111623	11/16/2023	µg/L	1	U	1	U	1	U	2	U	1	U	5	U	1	UJ
	SW04-121823	12/18/2023	µg/L	1	U	1	U	1	U	2	U	1	U	5	U	**1.15**	
SW-05	SW05-022515	2/25/2015	µg/L	5	U[c]	5	U	5	U	10	U	5	U	5	U	NA	
	SW05-030215	3/2/2015	µg/L	5	U[c]	5	U	5	U	10	U	5	U	5	U	NA	
	SW05-031115	3/11/2015	µg/L	5	U[c]	5	U	5	U	10	U	5	U	5	U	NA	
	SW05-031815	3/18/2015	µg/L	5	U[c]	5	U	5	U	10	U	5	U	5	U	NA	
	SW05-033115	3/31/2015	µg/L	5	U[c]	5	U	5	U	10	U	5	U	5	U	NA	
	SW05-042215	4/22/2015	µg/L	5	U[c]	5	U	5	U	10	U	5	U	5	U	NA	
	SW05-050715	5/7/2015	µg/L	5	U[c]	5	U	5	U	10	U	5	U	5	U	NA	
	--	5/19/2015	--	NS-IW		NS-IW		NS-IW		NS-IW		NS-IW		NS-IW		NS-IW	
	--	6/3/2015	--	NS-IW		NS-IW		NS-IW		NS-IW		NS-IW		NS-IW		NS-IW	
	--	6/18/2015	--	NS-IW		NS-IW		NS-IW		NS-IW		NS-IW		NS-IW		NS-IW	
	--	7/15/2015	--	NS-IW		NS-IW		NS-IW		NS-IW		NS-IW		NS-IW		NS-IW	
	--	8/13/2015	--	NS-IW		NS-IW		NS-IW		NS-IW		NS-IW		NS-IW		NS-IW	
	--	9/24/2015	--	NS-IW		NS-IW		NS-IW		NS-IW		NS-IW		NS-IW		NS-IW	
	--	10/22/2015	--	NS-IW		NS-IW		NS-IW		NS-IW		NS-IW		NS-IW		NS-IW	
	SW05-112415	11/24/2015	µg/L	1	U	1	U	1	U	2	U	1	U	1	U	NA	
	SW05-122215	12/22/2015	µg/L	1	U	1	U	1	U	2	U	1	U	1	U	NA	
	SW05-012516	1/25/2016	µg/L	1	U	1	U	1	U	2	U	1	U	1	U	NA	
	SW05-021816	2/18/2016	µg/L	1	U	1	U	1	U	2	U	1	U	1	U	NA	
	SW05-031616	3/16/2016	µg/L	1	U	1	U	1	U	2	U	1	U	1	U	NA	

Table 3B. Analytical Results for Surface Water, Historical

Products (SE) Pipe Line Corporation

Lewis Drive Remediation Site, Belton, South Carolina

Site ID #18693 "Kinder Morgan Belton Pipeline Release"

Location	Sample ID	Date Collected	Units	Analyte															
				Benzene		Ethylbenzene		Toluene		m&p-Xylene		o-Xylene		Naphthalene		MTBE			
			Screening Value (µg/L):	2.2	a	530	a	1,000	a	NA	b	NA	b	NA	b	NA	b		
SW-05	--	4/27/2016	--	NS-IW		NS-IW		NS-IW		NS-IW		NS-IW		NS-IW		NS-IW			
	--	5/9/2016	--	NS-IW		NS-IW		NS-IW		NS-IW		NS-IW		NS-IW		NS-IW			
	--	6/27/2016	--	NS-IW		NS-IW		NS-IW		NS-IW		NS-IW		NS-IW		NS-IW			
	--	7/28/2016	--	NS-IW		NS-IW		NS-IW		NS-IW		NS-IW		NS-IW		NS-IW			
	--	8/19/2016	--	NS-IW		NS-IW		NS-IW		NS-IW		NS-IW		NS-IW		NS-IW			
	--	9/29/2016	--	NS-IW		NS-IW		NS-IW		NS-IW		NS-IW		NS-IW		NS-IW			
	--	10/31/2016	--	NS-IW		NS-IW		NS-IW		NS-IW		NS-IW		NS-IW		NS-IW			
	--	11/28/2016	--	NS-IW		NS-IW		NS-IW		NS-IW		NS-IW		NS-IW		NS-IW			
	--	12/29/2016	--	NS-IW		NS-IW		NS-IW		NS-IW		NS-IW		NS-IW		NS-IW			
	--	1/20/2017	--	NS-IW		NS-IW		NS-IW		NS-IW		NS-IW		NS-IW		NS-IW			
	--	2/28/2017	--	NS-IW		NS-IW		NS-IW		NS-IW		NS-IW		NS-IW		NS-IW			
	--	3/15/2017	--	NS-IW		NS-IW		NS-IW		NS-IW		NS-IW		NS-IW		NS-IW			
	--	3/21/2017	--	NS-IW		NS-IW		NS-IW		NS-IW		NS-IW		NS-IW		NS-IW			
	--	3/30/2017	--	NS-IW		NS-IW		NS-IW		NS-IW		NS-IW		NS-IW		NS-IW			
	--	4/5/2017	--	NS-IW		NS-IW		NS-IW		NS-IW		NS-IW		NS-IW		NS-IW			
	--	5/4/2017	--	NS-IW		NS-IW		NS-IW		NS-IW		NS-IW		NS-IW		NS-IW			
	--	6/13/2017	--	NS-IW		NS-IW		NS-IW		NS-IW		NS-IW		NS-IW		NS-IW			
	--	7/18/2017	--	NS-IW		NS-IW		NS-IW		NS-IW		NS-IW		NS-IW		NS-IW			
	--	8/2/2017	--	NS-IW		NS-IW		NS-IW		NS-IW		NS-IW		NS-IW		NS-IW			
	--	9/5/2017	--	NS-IW		NS-IW		NS-IW		NS-IW		NS-IW		NS-IW		NS-IW			
	--	12/5/2017	--	NS-IW		NS-IW		NS-IW		NS-IW		NS-IW		NS-IW		NS-IW			
	--	12/14/2017	--	NS-IW		NS-IW		NS-IW		NS-IW		NS-IW		NS-IW		NS-IW			
	--	1/9/2018	--	NS-IW		NS-IW		NS-IW		NS-IW		NS-IW		NS-IW		NS-IW			
	SW05-020618	2/6/2018	µg/L	1	U	1	U	1	U	2	U	1	U	5	U	1	U		
	SW05-030918	3/9/2018	µg/L	1	U	1	U	1	U	2	U	1	U	5	U	1	U		
	--	4/6/2018	--	NS-IW		NS-IW		NS-IW		NS-IW		NS-IW		NS-IW		NS-IW			
	SW05-050318	5/3/2018	µg/L	1	U	1	U	1	U	2	U	1	U	5	U	1	U		
	--	6/7/2018	--	NS-IW		NS-IW		NS-IW		NS-IW		NS-IW		NS-IW		NS-IW			
	--	7/12/2018	--	NS-IW		NS-IW		NS-IW		NS-IW		NS-IW		NS-IW		NS-IW			
	--	9/14/2018	--	NS-IW		NS-IW		NS-IW		NS-IW		NS-IW		NS-IW		NS-IW			
	SW05-120418	12/4/2018	µg/L	1	U	1	U	1	U	2	U	1	U	5	U	1	U		
	SW05-021919	2/19/2019	µg/L	1	U	1	U	1	U	2	U	1	U	5	U	1	U		
	SW05-030719	3/7/2019	µg/L	1	U	1	U	1	U	2	U	1	U	5	U	1	U		
	SW05-051519	5/15/2019	µg/L	1	U	1	U	1	U	2	U	1	U	5	U	1	U		
	--	6/4/2019	--	NS-IW		NS-IW		NS-IW		NS-IW		NS-IW		NS-IW		NS-IW			
	--	7/18/2019	--	NS-IW		NS-IW		NS-IW		NS-IW		NS-IW		NS-IW		NS-IW			
	--	8/20/2019	--	NS-IW		NS-IW		NS-IW		NS-IW		NS-IW		NS-IW		NS-IW			
	--	9/18/2019	--	NS-IW		NS-IW		NS-IW		NS-IW		NS-IW		NS-IW		NS-IW			

Table 3B. Analytical Results for Surface Water, Historical

Products (SE) Pipe Line Corporation

Lewis Drive Remediation Site, Belton, South Carolina

Site ID #18693 "Kinder Morgan Belton Pipeline Release"

Location	Sample ID	Date Collected	Units	Analyte															
				Benzene		Ethylbenzene		Toluene		m&p-Xylene		o-Xylene		Naphthalene		MTBE	
			Screening Value (µg/L):	2.2	a	530	a	1,000	a	NA	b	NA	b	NA	b	NA	b
SW-05	--	10/22/2019	--	NS-IW		NS-IW		NS-IW		NS-IW		NS-IW		NS-IW		NS-IW	
	--	11/5/2019	--	NS-IW		NS-IW		NS-IW		NS-IW		NS-IW		NS-IW		NS-IW	
	--	12/20/2019	--	NS-IW		NS-IW		NS-IW		NS-IW		NS-IW		NS-IW		NS-IW	
	SW05-010820	1/8/2020	µg/L	1	U	1	U	1	U	2	U	1	U	5	U	1	U
	SW05-021020	2/10/2020	µg/L	1	U	1	U	1	U	2	U	1	U	5	U	1	U
	SW05-031220	3/12/2020	µg/L	1	U	1	U	1	U	2	U	1	U	5	U	1	U
	SW05-040220	4/2/2020	µg/L	1	U	1	U	1	U	2	U	1	U	5	U	1	U
	SW05-050420	5/4/2020	µg/L	1	U	1	U	1	U	2	U	1	U	5	U	1	U
	SW05-060420	6/4/2020	µg/L	1	U	1	U	1	U	2	U	1	U	5	U	1	U
	SW05-070920	7/9/2020	µg/L	1	U	1	U	1	U	2	U	1	U	5	U	1	U
	SW05-080620	8/6/2020	--	NS-IW		NS-IW		NS-IW		NS-IW		NS-IW		NS-IW		NS-IW	
	--	9/15/2020	--	NS-IW		NS-IW		NS-IW		NS-IW		NS-IW		NS-IW		NS-IW	
	--	10/20/2020	--	NS-IW		NS-IW		NS-IW		NS-IW		NS-IW		NS-IW		NS-IW	
	--	11/11/2020	--	NS-IW		NS-IW		NS-IW		NS-IW		NS-IW		NS-IW		NS-IW	
	SW05-121720	12/17/2020	µg/L	1	U	1	U	1	U	2	U	1	U	5	U	1	U
	SW05-012021	1/20/2021	µg/L	1	U	1	U	1	U	2	U	1	U	5	U	1	U
	SW05-022421	2/24/2021	µg/L	1	U	1	U	1	U	2	U	1	U	5	U	1	U
	SW05-032421	3/24/2021	µg/L	1	U	1	U	1	U	2	U	1	U	5	U	1	U
	SW05-041521	4/15/2021	µg/L	1	U	1	U	1	U	2	U	1	U	5	U	1	U
	--	5/18/2021	--	NS-IW		NS-IW		NS-IW		NS-IW		NS-IW		NS-IW		NS-IW	
	--	6/17/2021	--	NS-IW		NS-IW		NS-IW		NS-IW		NS-IW		NS-IW		NS-IW	
	--	7/14/2021	--	NS-IW		NS-IW		NS-IW		NS-IW		NS-IW		NS-IW		NS-IW	
	--	8/24/2021	--	NS-IW		NS-IW		NS-IW		NS-IW		NS-IW		NS-IW		NS-IW	
	--	9/22/2021	--	NS-IW		NS-IW		NS-IW		NS-IW		NS-IW		NS-IW		NS-IW	
	--	10/21/2021	--	NS-IW		NS-IW		NS-IW		NS-IW		NS-IW		NS-IW		NS-IW	
	--	11/16/2021	--	NS-IW		NS-IW		NS-IW		NS-IW		NS-IW		NS-IW		NS-IW	
	--	12/20/2021	--	NS-IW		NS-IW		NS-IW		NS-IW		NS-IW		NS-IW		NS-IW	
	SW05-012022	1/20/2022	µg/L	1	U	1	U	1	U	2	U	1	U	5	U	1	U
	SW05-021022	2/10/2022	µg/L	1	U	1	U	1	U	2	U	1	U	5	U	1	U
	SW05-030122	3/1/2022	µg/L	1	U	1	U	1	U	2	U	1	U	5	U	1	U
	SW05-042022	4/20/2022	µg/L	1	U	1	U	1	U	2	U	1	U	5	U	1	U
	--	5/19/2022	--	NS-IW		NS-IW		NS-IW		NS-IW		NS-IW		NS-IW		NS-IW	
	--	6/15/2022	--	NS-IW		NS-IW		NS-IW		NS-IW		NS-IW		NS-IW		NS-IW	
	--	7/19/2022	--	NS-IW		NS-IW		NS-IW		NS-IW		NS-IW		NS-IW		NS-IW	
	--	8/15/2022	--	NS-IW		NS-IW		NS-IW		NS-IW		NS-IW		NS-IW		NS-IW	
	--	9/20/2022	--	NS-IW		NS-IW		NS-IW		NS-IW		NS-IW		NS-IW		NS-IW	
	--	10/20/2022	--	NS-IW		NS-IW		NS-IW		NS-IW		NS-IW		NS-IW		NS-IW	
	--	11/21/2022	--	NS-IW		NS-IW		NS-IW		NS-IW		NS-IW		NS-IW		NS-IW	

Table 3B. Analytical Results for Surface Water, Historical

Products (SE) Pipe Line Corporation

Lewis Drive Remediation Site, Belton, South Carolina

Site ID #18693 "Kinder Morgan Belton Pipeline Release"

Location	Sample ID	Date Collected	Units	Analyte															
				Benzene		Ethylbenzene		Toluene		m&p-Xylene		o-Xylene		Naphthalene		MTBE	
			Screening Value (µg/L):	2.2	[a]	530	[a]	1,000	[a]	NA	[b]	NA	[b]	NA	[b]	NA	[b]
SW-05	--	12/13/2022	--	NS-IW		NS-IW		NS-IW		NS-IW		NS-IW		NS-IW		NS-IW	
	SW05-011823	1/18/2023	µg/L	1	U	1	U	1	U	2	U	1	U	5	U	1	U
	SW05-022223	2/22/2023	µg/L	1	U	1	U	1	U	2	U	1	U	5	U	1	U
	SW05-031423	3/14/2023	µg/L	1	U	1	U	1	U	2	U	1	U	5	U	1	U
	SW05-041923	4/19/2023	µg/L	1	U	1	U	1	U	2	U	1	U	5	U	1	U
	SW05-051123	5/11/2023	µg/L	1	U	1	U	1	U	2	U	1	U	5	U	1	U
	SW05-062723	6/27/2023	µg/L	1	U	1	U	1	U	2	U	1	U	5	U	1	U
	--	7/18/2023	--	NS-IW		NS-IW		NS-IW		NS-IW		NS-IW		NS-IW		NS-IW	
	--	8/15/2023	--	NS-IW		NS-IW		NS-IW		NS-IW		NS-IW		NS-IW		NS-IW	
	--	9/12/2023	--	NS-IW		NS-IW		NS-IW		NS-IW		NS-IW		NS-IW		NS-IW	
	--	10/23/2023	--	NS-IW		NS-IW		NS-IW		NS-IW		NS-IW		NS-IW		NS-IW	
	--	11/16/2023	--	NS-IW		NS-IW		NS-IW		NS-IW		NS-IW		NS-IW		NS-IW	
	--	12/18/2023	--	NS-IW		NS-IW		NS-IW		NS-IW		NS-IW		NS-IW		NS-IW	
SW-06	SW06-022515	2/25/2015	µg/L	5	U[c]	5	U	5	U	10	U	5	U	5	U	NA	
	SW06-030215	3/2/2015	µg/L	5	U[c]	5	U	5	U	10	U	5	U	5	U	NA	
	SW06-031115	3/11/2015	µg/L	5	U[c]	5	U	5	U	10	U	5	U	5	U	NA	
	SW06-031815	3/18/2015	µg/L	5	U[c]	5	U	5	U	10	U	5	U	5	U	NA	
	--	3/31/2015	--	NS-IW		NS-IW		NS-IW		NS-IW		NS-IW		NS-IW		NS-IW	
	SW06-042215	4/22/2015	µg/L	5	U[c]	5	U	5	U	10	U	5	U	5	U	NA	
	--	5/7/2015	--	NS-IW		NS-IW		NS-IW		NS-IW		NS-IW		NS-IW		NS-IW	
	--	5/19/2015	--	NS-IW		NS-IW		NS-IW		NS-IW		NS-IW		NS-IW		NS-IW	
	--	6/3/2015	--	NS-IW		NS-IW		NS-IW		NS-IW		NS-IW		NS-IW		NS-IW	
	--	6/18/2015	--	NS-IW		NS-IW		NS-IW		NS-IW		NS-IW		NS-IW		NS-IW	
	--	7/15/2015	--	NS-IW		NS-IW		NS-IW		NS-IW		NS-IW		NS-IW		NS-IW	
	--	8/13/2015	--	NS-IW		NS-IW		NS-IW		NS-IW		NS-IW		NS-IW		NS-IW	
	--	9/24/2015	--	NS-IW		NS-IW		NS-IW		NS-IW		NS-IW		NS-IW		NS-IW	
	--	10/22/2015	--	NS-IW		NS-IW		NS-IW		NS-IW		NS-IW		NS-IW		NS-IW	
	--	11/24/2015	--	NS-IW		NS-IW		NS-IW		NS-IW		NS-IW		NS-IW		NS-IW	
	SW06-122215	12/22/2015	µg/L	1	U	1	U	1	U	2	U	1	U	1	U	NA	
	SW06-012516	1/25/2016	µg/L	1	U	1	U	1	U	2	U	1	U	1	U	NA	
	SW06-021816	2/18/2016	µg/L	1	U	1	U	1	U	2	U	1	U	1	U	NA	
	--	3/16/2016	--	NS-IW		NS-IW		NS-IW		NS-IW		NS-IW		NS-IW		NS-IW	
	--	4/27/2016	--	NS-IW		NS-IW		NS-IW		NS-IW		NS-IW		NS-IW		NS-IW	
	--	5/9/2016	--	NS-IW		NS-IW		NS-IW		NS-IW		NS-IW		NS-IW		NS-IW	
	--	6/27/2016	--	NS-IW		NS-IW		NS-IW		NS-IW		NS-IW		NS-IW		NS-IW	
	--	7/28/2016	--	NS-IW		NS-IW		NS-IW		NS-IW		NS-IW		NS-IW		NS-IW	
	--	8/19/2016	--	NS-IW		NS-IW		NS-IW		NS-IW		NS-IW		NS-IW		NS-IW	
	--	9/29/2016	--	NS-IW		NS-IW		NS-IW		NS-IW		NS-IW		NS-IW		NS-IW	

Table 3B. Analytical Results for Surface Water, Historical

Products (SE) Pipe Line Corporation

Lewis Drive Remediation Site, Belton, South Carolina

Site ID #18693 "Kinder Morgan Belton Pipeline Release"

Location	Sample ID	Date Collected	Units	Analyte															
				Benzene		Ethylbenzene		Toluene		m&p-Xylene		o-Xylene		Naphthalene		MTBE	
			Screening Value (µg/L):	2.2	[a]	530	[a]	1,000	[a]	NA	[b]	NA	[b]	NA	[b]	NA	[b]
SW-06	--	10/31/2016	--	NS-IW		NS-IW		NS-IW		NS-IW		NS-IW		NS-IW		NS-IW	
	--	11/28/2016	--	NS-IW		NS-IW		NS-IW		NS-IW		NS-IW		NS-IW		NS-IW	
	--	12/29/2016	--	NS-IW		NS-IW		NS-IW		NS-IW		NS-IW		NS-IW		NS-IW	
	--	1/20/2017	--	NS-IW		NS-IW		NS-IW		NS-IW		NS-IW		NS-IW		NS-IW	
	--	2/28/2017	--	NS-IW		NS-IW		NS-IW		NS-IW		NS-IW		NS-IW		NS-IW	
	--	3/15/2017	--	NS-IW		NS-IW		NS-IW		NS-IW		NS-IW		NS-IW		NS-IW	
	--	3/21/2017	--	NS-IW		NS-IW		NS-IW		NS-IW		NS-IW		NS-IW		NS-IW	
	--	3/30/2017	--	NS-IW		NS-IW		NS-IW		NS-IW		NS-IW		NS-IW		NS-IW	
	--	4/5/2017	--	NS-IW		NS-IW		NS-IW		NS-IW		NS-IW		NS-IW		NS-IW	
	--	5/4/2017	--	NS-IW		NS-IW		NS-IW		NS-IW		NS-IW		NS-IW		NS-IW	
	--	6/13/2017	--	NS-IW		NS-IW		NS-IW		NS-IW		NS-IW		NS-IW		NS-IW	
	--	7/18/2017	--	NS-IW		NS-IW		NS-IW		NS-IW		NS-IW		NS-IW		NS-IW	
	--	8/2/2017	--	NS-IW		NS-IW		NS-IW		NS-IW		NS-IW		NS-IW		NS-IW	
	--	9/5/2017	--	NS-IW		NS-IW		NS-IW		NS-IW		NS-IW		NS-IW		NS-IW	
	--	12/5/2017	--	NS-IW		NS-IW		NS-IW		NS-IW		NS-IW		NS-IW		NS-IW	
	--	12/14/2017	--	NS-IW		NS-IW		NS-IW		NS-IW		NS-IW		NS-IW		NS-IW	
	--	1/9/2018	--	NS-IW		NS-IW		NS-IW		NS-IW		NS-IW		NS-IW		NS-IW	
	--	2/6/2018	--	NS-IW		NS-IW		NS-IW		NS-IW		NS-IW		NS-IW		NS-IW	
	--	3/9/2018	--	NS-IW		NS-IW		NS-IW		NS-IW		NS-IW		NS-IW		NS-IW	
	--	4/6/2018	--	NS-IW		NS-IW		NS-IW		NS-IW		NS-IW		NS-IW		NS-IW	
	--	5/3/2018	--	NS-IW		NS-IW		NS-IW		NS-IW		NS-IW		NS-IW		NS-IW	
	--	6/7/2018	--	NS-IW		NS-IW		NS-IW		NS-IW		NS-IW		NS-IW		NS-IW	
	--	7/12/2018	--	NS-IW		NS-IW		NS-IW		NS-IW		NS-IW		NS-IW		NS-IW	
	--	9/14/2018	--	NS-IW		NS-IW		NS-IW		NS-IW		NS-IW		NS-IW		NS-IW	
SW-07	SW07-022515	2/25/2015	µg/L	5	U[c]	5	U	5	U	10	U	5	U	5	U	NA	
	SW07-030215	3/2/2015	µg/L	5	U[c]	5	U	5	U	10	U	5	U	5	U	NA	
	SW07-031115	3/11/2015	µg/L	5	U[c]	5	U	5	U	10	U	5	U	5	U	NA	
	SW07-031815	3/18/2015	µg/L	5	U[c]	5	U	5	U	10	U	5	U	5	U	NA	
	SW07-033115	3/31/2015	µg/L	5	U[c]	5	U	5	U	10	U	5	U	5	U	NA	
	SW07-042215	4/22/2015	µg/L	5	U[c]	5	U	5	U	10	U	5	U	5	U	NA	
	SW07-050715	5/7/2015	µg/L	5	U[c]	5	U	5	U	10	U	5	U	5	U	NA	
	SW07-051915	5/19/2015	µg/L	5	U[c]	5	U	5	U	10	U	5	U	5	U	NA	
	SW07-060315	6/3/2015	µg/L	5	U[c]	5	U	5	U	10	U	5	U	5	U	NA	
	SW07-061815	6/18/2015	µg/L	5	U[c]	5	U	5	U	10	U	5	U	5	U	NA	
	SW07-071515	7/15/2015	µg/L	5	U[c]	5	U	5	U	10	U	5	U	5	U	NA	
	--	8/13/2015	--	NS-IW		NS-IW		NS-IW		NS-IW		NS-IW		NS-IW		NS-IW	
	--	9/24/2015	--	NS-IW		NS-IW		NS-IW		NS-IW		NS-IW		NS-IW		NS-IW	
	SW07-102215	10/22/2015	µg/L	1	U	1	U	1	U	2	U	1	U	1	U	NA	

Table 3B. Analytical Results for Surface Water, Historical

Products (SE) Pipe Line Corporation

Lewis Drive Remediation Site, Belton, South Carolina

Site ID #18693 "Kinder Morgan Belton Pipeline Release"

Location	Sample ID	Date Collected	Units	Analyte															
				Benzene		Ethylbenzene		Toluene		m&p-Xylene		o-Xylene		Naphthalene		MTBE	
			Screening Value (µg/L):	2.2	[a]	530	[a]	1,000	[a]	NA	[b]	NA	[b]	NA	[b]	NA	[b]
SW-07	SW07-112415	11/24/2015	µg/L	1	U	1	U	1	U	2	U	1	U	1	U	NA	
	SW07-122215	12/22/2015	µg/L	1	U	1	U	1	U	2	U	1	U	1	U	NA	
	SW07-012516	1/25/2016	µg/L	1	U	1	U	1	U	2	U	1	U	1	U	NA	
	SW07-021816	2/18/2016	µg/L	1	U	1	U	1	U	2	U	1	U	1	U	NA	
	SW07-031616	3/16/2016	µg/L	1	U	1	U	1	U	2	U	1	U	1	U	NA	
	SW07-042716	4/27/2016	µg/L	1	U	1	U	1	U	2	U	1	U	1	U	NA	
	SW07-050916	5/9/2016	µg/L	1	U	1	U	1	U	2	U	1	U	1	U	NA	
	--	6/27/2016	--	NS-IW		NS-IW		NS-IW		NS-IW		NS-IW		NS-IW		NS-IW	
	--	7/28/2016	--	NS-IW		NS-IW		NS-IW		NS-IW		NS-IW		NS-IW		NS-IW	
	--	8/19/2016	--	NS-IW		NS-IW		NS-IW		NS-IW		NS-IW		NS-IW		NS-IW	
	--	9/29/2016	--	NS-IW		NS-IW		NS-IW		NS-IW		NS-IW		NS-IW		NS-IW	
	--	10/31/2016	--	NS-IW		NS-IW		NS-IW		NS-IW		NS-IW		NS-IW		NS-IW	
	--	11/28/2016	--	NS-IW		NS-IW		NS-IW		NS-IW		NS-IW		NS-IW		NS-IW	
	--	12/29/2016	--	NS-IW		NS-IW		NS-IW		NS-IW		NS-IW		NS-IW		NS-IW	
	--	1/20/2017	--	NS-IW		NS-IW		NS-IW		NS-IW		NS-IW		NS-IW		NS-IW	
	--	2/28/2017	--	NS-IW		NS-IW		NS-IW		NS-IW		NS-IW		NS-IW		NS-IW	
	SW07-031517	3/15/2017	µg/L	1	U	1	U	1	U	2	U	1	U	5	U	NA	
	SW07-032117	3/21/2017	µg/L	1	U	1	U	1	U	2	U	1	U	5	U	NA	
	SW07-033017	3/30/2017	µg/L	1	U	1	U	1	U	2	U	1	U	5	U	NA	
	SW07-040517	4/5/2017	µg/L	1	U	1	U	1	U	2	U	1	U	5	U	NA	
	SW07-050417	5/4/2017	µg/L	1	U	1	U	1	U	2	U	1	U	5	U	NA	
	SW07-061317	6/13/2017	µg/L	1	U	1	U	1	U	2	U	1	U	5	U	NA	
	SW07-071817	7/18/2017	µg/L	1	U	1	U	1	U	2	U	1	U	5	U	NA	
	--	8/2/2017	--	NS-IW		NS-IW		NS-IW		NS-IW		NS-IW		NS-IW		NS-IW	
	--	9/5/2017	--	NS-IW		NS-IW		NS-IW		NS-IW		NS-IW		NS-IW		NS-IW	
	SW07-120517	12/5/2017	µg/L	1	U	1	U	1	U	2	U	1	U	5	U	NA	
	SW07-121417	12/14/2017	µg/L	1	U	1	U	1	U	2	U	1	U	5	U	NA	
	SW07-010918	1/9/2018	µg/L	1	U	1	U	1	U	2	U	1	U	5	U	NA	
	SW07-020618	2/6/2018	µg/L	1	U	1	U	1	U	2	U	1	U	5	U	1	U
	SW07-030918	3/9/2018	µg/L	1	U	1	U	1	U	2	U	1	U	5	U	1	U
	SW07-040618	4/6/2018	µg/L	1	U	1	U	1	U	2	U	1	U	5	U	1	U
	SW07-050318	5/3/2018	µg/L	1	U	1	U	1	U	2	U	1	U	5	U	1	U
	SW07-060718	6/7/2018	µg/L	1	U	1	U	1	U	2	U	1	U	5	U	1	U
	SW07-071218	7/12/2018	µg/L	1	U	1	U	1	U	2	U	1	U	5	U	1	U
	--	9/14/2018	--	NS-IW		NS-IW		NS-IW		NS-IW		NS-IW		NS-IW		NS-IW	
	SW07-120418	12/4/2018	µg/L	1	U	1	U	1	U	2	U	1	U	5	U	1	U
	SW07-030719	3/7/2019	µg/L	1	U	1	U	1	U	2	U	1	U	5	U	1	U
	SW07-051519	5/15/2019	µg/L	1	U	1	U	1	U	2	U	1	U	5	U	1	U

Table 3B. Analytical Results for Surface Water, Historical

Products (SE) Pipe Line Corporation

Lewis Drive Remediation Site, Belton, South Carolina

Site ID #18693 "Kinder Morgan Belton Pipeline Release"

Location	Sample ID	Date Collected	Units	Analyte													
				Benzene		Ethylbenzene		Toluene		m&p-Xylene		o-Xylene		Naphthalene		MTBE	
			Screening Value (µg/L):	2.2	[a]	530	[a]	1,000	[a]	NA	[b]	NA	[b]	NA	[b]	NA	[b]
SW-07	SW07-060619	6/6/2019	µg/L	1	U	1	U	1	U	2	U	1	U	5	U	1	U
	--	7/18/2019	--	NS-IW		NS-IW		NS-IW		NS-IW		NS-IW		NS-IW		NS-IW	
	--	8/20/2019	--	NS-IW		NS-IW		NS-IW		NS-IW		NS-IW		NS-IW		NS-IW	
	--	9/18/2019	--	NS-IW		NS-IW		NS-IW		NS-IW		NS-IW		NS-IW		NS-IW	
	SW07-102219	10/22/2019	µg/L	1	U	1	U	1	U	2	U	1	U	5	U	1	U
	--	11/5/2019	--	NS-IW		NS-IW		NS-IW		NS-IW		NS-IW		NS-IW		NS-IW	
	SW07-122019	12/20/2019	µg/L	1	U	1	U	1	U	2	U	1	U	5	U	1	U
	SW07-010820	1/8/2020	µg/L	1	U	1	U	1	U	2	U	1	U	5	U	1	U
	SW07-021020	2/10/2020	µg/L	1	U	1	U	1	U	2	U	1	U	5	U	1	U
	SW07-031220	3/12/2020	µg/L	1	U	1	U	1	U	2	U	1	U	5	U	1	U
	SW07-040220	4/2/2020	µg/L	1	U	1	U	1	U	2	U	1	U	5	U	1	U
	SW07-050420	5/4/2020	µg/L	1	U	1	U	1	U	2	U	1	U	5	U	1	U
	SW07-060420	6/4/2020	µg/L	1	U	1	U	1	U	2	U	1	U	5	U	1	U
	SW07-070920	7/9/2020	µg/L	1	U	1	U	1	U	2	U	1	U	5	U	1	U
	SW07-080620	8/6/2020	µg/L	1	U	1	U	1	U	2	U	1	U	5	U	1	U
	--	9/15/2020	--	NS-IW		NS-IW		NS-IW		NS-IW		NS-IW		NS-IW		NS-IW	
	SW07-102020	10/20/2020	µg/L	1	U	1	U	1	U	2	U	1	U	5	U	1	U
	SW07-111120	11/11/2020	µg/L	1	U	1	U	1	U	2	U	1	U	5	U	1	U
	SW07-121720	12/17/2020	µg/L	1	U	1	U	1	U	2	U	1	U	5	U	1	U
	SW07-012021	1/20/2021	µg/L	1	U	1	U	1	U	2	U	1	U	5	U	1	U
	SW07-022421	2/24/2021	µg/L	Water level too high.													
	SW07-032421	3/24/2021	µg/L	1	U	1	U	1	U	2	U	1	U	5	U	1	U
	SW07-041521	4/15/2021	µg/L	1	U	1	U	1	U	2	U	1	U	5	U	1	U
	SW07-051821	5/18/2021	µg/L	1	U	1	U	1	U	2	U	1	U	5	U	1	U
	SW07-061721	6/17/2021	µg/L	1	U	1	U	1	U	2	U	1	U	5	U	1	U
	SW07-071421	7/14/2021	µg/L	1	U	1	U	1	U	2	U	1	U	5	U	1	U
	SW07-082421	8/24/2021	µg/L	1	U	1	U	1	U	2	U	1	U	5	U	1	U
	SW07-092221	9/22/2021	µg/L	1	U	1	U	**1.79**		2	U	1	U	5	U	1	U
	SW07-102121	10/21/2021	µg/L	1	U	1	U	1	U	2	U	1	U	5	U	1	U
	SW07-111621	11/16/2021	µg/L	1	UJ	1	U	1	U	2	U	1	U	5	U	1	U
	SW07-122021	12/20/2021	µg/L	1	U	1	U	1	U	2	U	1	U	5	U	1	U
	SW07-012022	1/20/2022	µg/L	1	U	1	U	1	U	2	U	1	U	5	U	1	U
	SW07-021022	2/10/2022	µg/L	1	U	1	U	1	U	2	U	1	U	5	U	1	U
	SW07-030122	3/1/2022	µg/L	1	U	1	U	1	U	2	U	1	U	5	U	1	U
	SW07-042022	4/20/2022	µg/L	1	U	1	U	1	U	2	U	1	U	5	U	1	U
	SW07-051922	5/19/2022	µg/L	1	U	1	U	**2.53**		2	U	1	U	5	U	1	U
	SW07-061522	6/15/2022	µg/L	1	U	1	U	1	U	2	U	1	U	5	UJ	1	U
	--	7/19/2022	--	NS-IW		NS-IW		NS-IW		NS-IW		NS-IW		NS-IW		NS-IW	

Table 3B. Analytical Results for Surface Water, Historical

Products (SE) Pipe Line Corporation

Lewis Drive Remediation Site, Belton, South Carolina

Site ID #18693 "Kinder Morgan Belton Pipeline Release"

Location	Sample ID	Date Collected	Units	Analyte															
				Benzene		Ethylbenzene		Toluene		m&p-Xylene		o-Xylene		Naphthalene		MTBE	
			Screening Value (µg/L):	**2.2**	[a]	**530**	[a]	**1,000**	[a]	**NA**	[b]	**NA**	[b]	**NA**	[b]	**NA**	[b]
SW-07	--	8/15/2022	--	NS-IW		NS-IW		NS-IW		NS-IW		NS-IW		NS-IW		NS-IW	
	--	9/20/2022	--	NS-IW		NS-IW		NS-IW		NS-IW		NS-IW		NS-IW		NS-IW	
	--	10/20/2022	--	NS-IW		NS-IW		NS-IW		NS-IW		NS-IW		NS-IW		NS-IW	
	--	11/21/2022	--	NS-IW		NS-IW		NS-IW		NS-IW		NS-IW		NS-IW		NS-IW	
	SW07-121322	12/13/2022	µg/L	1	U	1	U	1	U	2	U	1	U	5	U	1	U
	SW07-011823	1/18/2023	µg/L	1	U	1	U	1	U	2	U	1	U	5	U	1	U
	SW07-022223	2/22/2023	µg/L	1	U	1	U	1	U	2	U	1	U	5	U	1	U
	SW07-031423	3/14/2023	µg/L	1	U	1	U	1	U	2	U	1	U	5	U	1	U
	SW07-041923	4/19/2023	µg/L	1	U	1	U	1	U	2	U	1	U	5	U	1	U
	SW07-051123	5/11/2023	µg/L	1	U	1	U	1	U	2	U	1	U	5	U	1	U
	SW07-062723	6/27/2023	µg/L	1	U	1	U	1	U	2	U	1	U	5	U	1	U
	SW07-071823	7/18/2023	µg/L	1	U	1	U	1	U	2	U	1	U	5	U	1	U
	SW07-081523	8/15/2023	µg/L	1	U	1	U	1	U	2	U	1	U	5	U	1	U
	--	9/12/2023	--	NS-IW		NS-IW		NS-IW		NS-IW		NS-IW		NS-IW		NS-IW	
	--	10/23/2023	--	NS-IW		NS-IW		NS-IW		NS-IW		NS-IW		NS-IW		NS-IW	
	--	11/16/2023	--	NS-IW		NS-IW		NS-IW		NS-IW		NS-IW		NS-IW		NS-IW	
	--	12/18/2023	--	NS-IW		NS-IW		NS-IW		NS-IW		NS-IW		NS-IW		NS-IW	
SW-08	SW08-022515	2/25/2015	µg/L	5	U[c]	5	U	5	U	10	U	5	U	5	U	NA	
	SW08-030215	3/2/2015	µg/L	5	U[c]	5	U	5	U	10	U	5	U	5	U	NA	
	SW08-031115	3/11/2015	µg/L	5	U[c]	5	U	5	U	10	U	5	U	5	U	NA	
	SW08-031815	3/18/2015	µg/L	5	U[c]	5	U	5	U	10	U	5	U	5	U	NA	
	SW08-033115	3/31/2015	µg/L	5	U[c]	5	U	5	U	10	U	5	U	5	U	NA	
	SW08-042215	4/22/2015	µg/L	5	U[c]	5	U	5	U	10	U	5	U	5	U	NA	
	SW08-050715	5/7/2015	µg/L	5	U[c]	5	U	5	U	10	U	5	U	5	U	NA	
	SW08-051915	5/19/2015	µg/L	5	U[c]	5	U	5	U	10	U	5	U	5	U	NA	
	SW08-060315	6/3/2015	µg/L	5	U[c]	5	U	5	U	10	U	5	U	5	U	NA	
	SW08-061815	6/18/2015	µg/L	5	U[c]	5	U	5	U	10	U	5	U	5	U	NA	
	SW08-071515	7/15/2015	µg/L	5	U[c]	5	U	5	U	10	U	5	U	5	U	NA	
	SW08-081315	8/13/2015	µg/L	5	U[c]	5	U	5	U	10	U	5	U	5	U	NA	
	SW08-092415	9/24/2015	µg/L	5	U[c]	5	U	5	U	10	U	5	U	5	U	NA	
	SW08-102215	10/22/2015	µg/L	1	U	1	U	1	U	2	U	1	U	1	U	NA	
	SW08-112415	11/24/2015	µg/L	1	U	1	U	1	U	2	U	1	U	1	U	NA	
	SW08-122215	12/22/2015	µg/L	**1.6**		1	U	**3.8**		**2.5**		**1.6**		1	U	NA	
	SW08-012516	1/25/2016	µg/L	**2.4**		1	U	**5.6**		**2**		**1.3**		1	U	NA	
	SW08-021816	2/18/2016	µg/L	**2.9**		1	U	**7.6**		**2.3**		**1.5**		1	U	NA	
	SW08-031616	3/16/2016	µg/L	1	U	1	U	1	U	2	U	1	U	1	U	NA	
	SW08-042716	4/27/2016	µg/L	1	U	1	U	1	U	2	U	1	U	1	U	NA	
	SW08-050916	5/9/2016	µg/L	1	U	1	U	1	U	2	U	1	U	1	U	NA	

Table 3B. Analytical Results for Surface Water, Historical

Products (SE) Pipe Line Corporation

Lewis Drive Remediation Site, Belton, South Carolina

Site ID #18693 "Kinder Morgan Belton Pipeline Release"

Location	Sample ID	Date Collected	Units	Analyte															
				Benzene		Ethylbenzene		Toluene		m&p-Xylene		o-Xylene		Naphthalene		MTBE	
			Screening Value (µg/L):	2.2	[a]	530	[a]	1,000	[a]	NA	[b]	NA	[b]	NA	[b]	NA	[b]
SW-08	SW08-062716	6/27/2016	µg/L	1	U	1	U	1	U	2	U	1	U	1	U	NA	
	SW08-072816	7/28/2016	µg/L	1	U	1	U	1	U	2	U	1	U	1	U	NA	
	SW08-081916	8/19/2016	µg/L	1	U	1	U	1	U	2	U	1	U	1	U	NA	
	SW08-092916	9/29/2016	µg/L	1	U	1	U	1	U	2	U	1	U	1	U	NA	
	SW08-103116	10/31/2016	µg/L	1	U	1	U	1	U	2	U	1	U	1	U	NA	
	SW08-112816	11/28/2016	µg/L	1	U	1	U	1	U	2	U	1	U	1	U	NA	
	SW08-122916	12/29/2016	µg/L	1	U	1	U	1	U	2	U	1	U	1	U	NA	
	SW08-012017	1/20/2017	µg/L	1	U	1	U	1	U	2	U	1	U	1	U	NA	
	SW08-022817	2/28/2017	µg/L	1	U	1	U	1	U	2	U	1	U	5	U	NA	
	SW08-031517	3/15/2017	µg/L	1	U	1	U	1	U	2	U	1	U	5	U	NA	
	SW08-032117	3/21/2017	µg/L	1	U	1	U	1	U	2	U	1	U	5	U	NA	
	SW08-033017	3/30/2017	µg/L	1	U	1	U	1	U	2	U	1	U	5	U	NA	
	SW08-040517	4/5/2017	µg/L	1	U	1	U	1	U	2	U	1	U	5	U	NA	
	SW08-050417	5/4/2017	µg/L	1	U	1	U	1	U	2	U	1	U	5	U	NA	
	SW08-061317	6/13/2017	µg/L	1	U	1	U	1	U	2	U	1	U	5	U	NA	
	SW08-071817	7/18/2017	µg/L	1	U	1	U	1	U	2	U	1	U	5	U	NA	
	SW08-080217	8/2/2017	µg/L	1	U	1	U	1	U	2	U	1	U	5	U	NA	
	SW08-090517	9/5/2017	µg/L	1	U	1	U	1	U	2	U	1	U	5	U	NA	
	SW08-120517	12/5/2017	µg/L	1	U	1	U	1	U	2	U	1	U	5	U	NA	
	SW08-121417	12/14/2017	µg/L	1	U	1	U	1	U	2	U	1	U	5	U	NA	
	SW08-010918	1/9/2018	µg/L	**1.16**		1	U	1	U	2	U	**1.87**		5	U	NA	
	SW08-020618	2/6/2018	µg/L	1	U	1	U	1	U	2	U	1	U	5	U	1	U
	SW08-030918	3/9/2018	µg/L	1	U	1	U	1	U	2	U	1	U	5	U	1	U
	SW08-040618	4/6/2018	µg/L	1	U	1	U	1	U	2	U	1	U	5	U	1	U
	SW08-050318	5/3/2018	µg/L	1	U	1	U	1	U	2	U	1	U	5	U	1	U
	SW08-060718	6/7/2018	µg/L	1	U	1	U	1	U	2	U	1	U	5	U	1	U
	SW08-071218	7/12/2018	µg/L	1	U	1	U	1	U	2	U	1	U	5	U	1	U
	SW08-091418	9/14/2018	µg/L	1	U	1	U	1	U	2	U	1	U	5	U	1	U
	SW08-120418	12/4/2018	µg/L	1	U	1	U	1	U	2	U	1	U	5	U	1	U
	SW08-030719	3/7/2019	µg/L	**2.45**		1	U	1	U	2	U	1	U	5	U	**1.17**	
	SW08-051519	5/15/2019	µg/L	1	U	1	U	1	U	2	U	1	U	5	U	1	U
	SW08-060419	6/4/2019	µg/L	1	U	1	U	1	U	2	U	1	U	5	U	1	U
	SW08-071819	7/18/2019	µg/L	1	U	1	U	1	U	2	U	1	U	5	U	1	U
	SW08-082019	8/20/2019	µg/L	1	U	1	U	1	U	2	U	1	U	5	U	1	U
	SW08-091819	9/18/2019	µg/L	1	U	1	U	1	U	2	U	1	U	5	U	1	U
	SW08-102219	10/22/2019	µg/L	1	U	1	U	1	U	2	U	1	U	5	U	1	U
	SW08-110519	11/5/2019	µg/L	1	U	1	U	1	U	2	U	1	U	5	U	1	U
	SW08-122019	12/20/2019	µg/L	1	U	1	U	1	U	2	U	1	U	5	U	1	U

Table 3B. Analytical Results for Surface Water, Historical

Products (SE) Pipe Line Corporation

Lewis Drive Remediation Site, Belton, South Carolina

Site ID #18693 "Kinder Morgan Belton Pipeline Release"

Location	Sample ID	Date Collected	Units	Analyte													
				Benzene		Ethylbenzene		Toluene		m&p-Xylene		o-Xylene		Naphthalene		MTBE	
			Screening Value (µg/L):	2.2	[a]	530	[a]	1,000	[a]	NA	[b]	NA	[b]	NA	[b]	NA	[b]
SW-08	SW08-010820	1/8/2020	µg/L	1	U	1	U	1	U	2	U	1	U	5	U	1	U
	SW08-021020	2/10/2020	µg/L	**8.05**		1	U	1	U	2	U	**1.19**		5	U	1	U
	SW08-031220	3/12/2020	µg/L	**1.07**		1	U	1	U	2	U	1	U	5	U	**1.50**	
	SW08-040220	4/2/2020	µg/L	1	U	1	U	1	U	2	U	1	U	5	U	1	U
	SW08-050420	5/4/2020	µg/L	1	U	1	U	1	U	2	U	1	U	5	U	1	U
	SW08-060420	6/4/2020	µg/L	1	U	1	U	1	U	2	U	1	U	5	U	1	U
	SW08-070920	7/9/2020	µg/L	1	U	1	U	1	U	2	U	1	U	5	U	1	U
	SW08-080620	8/6/2020	µg/L	1	U	1	U	1	U	2	U	1	U	5	U	1	U
	SW08-091520	9/15/2020	µg/L	1	U	1	U	1	U	2	U	1	U	5	U	1	U
	SW08-102020	10/20/2020	µg/L	1	U	1	U	1	U	2	U	1	U	5	U	1	U
	SW08-111120	11/11/2020	µg/L	1	U	1	U	1	U	2	U	1	U	5	U	**1.05**	
	SW08-121720	12/17/2020	µg/L	1	U	1	U	1	U	2	U	1	U	5	U	1	U
	SW08-012021	1/20/2021	µg/L	1	U	1	U	1	U	2	U	1	U	5	U	**1.24**	
	SW08-022421	2/24/2021	µg/L	1	U	1	U	1	U	2	U	1	U	5	U	1	U
	SW08-032421	3/24/2021	µg/L	1	U	1	U	1	U	2	U	1	U	5	U	1	U
	SW08-041521	4/15/2021	µg/L	1	U	1	U	1	U	2	U	1	U	5	U	1	U
	SW08-051821	5/18/2021	µg/L	1	U	1	U	1	U	2	U	1	U	5	U	1	U
	SW08-061721	6/17/2021	µg/L	1	U	1	U	1	U	2	U	1	U	5	U	1	U
	SW08-071421	7/14/2021	µg/L	1	U	1	U	1	U	2	U	1	U	5	U	1	U
	SW08-082421	8/24/2021	µg/L	1	U	1	U	1	U	2	U	1	U	5	U	1	U
	SW08-091721	9/17/2021	µg/L	1	U	1	U	1	U	2	U	1	U	5	U	1	U
	SW08-102121	10/21/2021	µg/L	1	U	1	U	1	U	2	U	1	U	5	U	1	U
	SW08-111621	11/16/2021	µg/L	1	UJ	1	U	1	U	2	U	1	U	5	U	1	U
	SW08-122021	12/20/2021	µg/L	1	U	1	U	1	U	2	U	1	U	5	U	**1.35**	
	SW08-012022	1/20/2022	µg/L	**3.49**		1	U	1	U	2	U	1	U	5	U	**1.31**	
	SW08-021022	2/10/2022	µg/L	1	U	1	U	1	U	2	U	1	U	5	U	**1.27**	
	SW08-030122	3/1/2022	µg/L	**10.3**		1	U	1	U	2	U	**1.27**		5	U	**1.74**	
	SW08-042022	4/20/2022	µg/L	**4.35**		1	U	1	U	2	U	1	U	5	U	**1.46**	
	SW08-051922	5/19/2022	µg/L	1	U	1	U	1	U	2	U	1	U	5	U	**1.27**	
	SW08-061522	6/15/2022	µg/L	1	U	1	U	1	U	2	U	1	U	5	UJ	**1.02**	
	SW08-071922	7/19/2022	µg/L	1	U	1	U	1	U	2	U	1	U	5	U	1	U
	SW08-081522	8/15/2022	µg/L	1	U	1	U	1	U	2	U	1	U	5	U	1	U
	SW08-092022	9/20/2022	µg/L	1	U	1	U	1	U	2	U	1	U	5	U	1	U
	SW08-102022	10/20/2022	µg/L	1	U	1	U	1	U	2	U	1	U	5	U	1	U
	SW08-112122	11/21/2022	µg/L	1	U	1	U	1	U	2	U	1	U	5	U	1	U
	SW08-121322	12/13/2022	µg/L	1	U	1	U	1	U	2	U	1	U	5	U	1	U
	SW08-011823	1/18/2023	µg/L	**2.03**		1	U	1	U	2	U	1	U	5	U	**1.25**	
	SW08-022223	2/22/2023	µg/L	1	U	1	U	1	U	2	U	1	U	5	U	1	U

Table 3B. Analytical Results for Surface Water, Historical

Products (SE) Pipe Line Corporation

Lewis Drive Remediation Site, Belton, South Carolina

Site ID #18693 "Kinder Morgan Belton Pipeline Release"

Location	Sample ID	Date Collected	Units	Analyte													
				Benzene		Ethylbenzene		Toluene		m&p-Xylene		o-Xylene		Naphthalene		MTBE	
			Screening Value (µg/L):	2.2	[a]	530	[a]	1,000	[a]	NA	[b]	NA	[b]	NA	[b]	NA	[b]
SW-08	SW08-031423	3/14/2023	µg/L	1	U	1	U	1	U	2	U	1	U	5	U	1	U
	SW08-041923	4/19/2023	µg/L	1	U	1	U	1	U	2	U	1	U	5	U	1	U
	SW08-051123	5/11/2023	µg/L	1	U	1	U	1	U	2	U	1	U	5	U	1	U
	SW08-062723	6/27/2023	µg/L	1	U	1	U	1	U	2	U	1	U	5	U	1	U
	SW08-071823	7/18/2023	µg/L	1	U	1	U	1	U	2	U	1	U	5	U	1	U
	SW08-081523	8/15/2023	µg/L	1	U	1	U	1	U	2	U	1	U	5	U	1	U
	SW08-091223	9/12/2023	µg/L	1	U	1	U	1	U	2	U	1	U	5	U	1	U
	SW08-102323	10/23/2023	µg/L	1	U	1	U	1	U	2	U	1	U	5	U	1	U
	SW08-111623	11/16/2023	µg/L	1	U	1	U	1	U	2	U	1	U	5	U	1	UJ
	SW08-121823	12/18/2023	µg/L	1	U	1	U	1	U	2	U	1	U	5	U	1	U
SW-09	SW09-022515	2/25/2015	µg/L	5	U[c]	5	U	5	U	10	U	5	U	5	U	NA	
	SW09-030215	3/2/2015	µg/L	5	U[c]	5	U	5	U	10	U	5	U	5	U	NA	
	SW09-031115	3/11/2015	µg/L	5	U[c]	5	U	5	U	10	U	5	U	5	U	NA	
	SW09-031815	3/18/2015	µg/L	5	U[c]	5	U	5	U	10	U	5	U	5	U	NA	
	SW09-033115	3/31/2015	µg/L	5	U[c]	5	U	5	U	10	U	5	U	5	U	NA	
	SW09-042215	4/22/2015	µg/L	5	U[c]	5	U	5	U	10	U	5	U	5	U	NA	
	SW09-050715	5/7/2015	µg/L	5	U[c]	5	U	5	U	10	U	5	U	5	U	NA	
	SW09-051915	5/19/2015	µg/L	5	U[c]	5	U	5	U	10	U	5	U	5	U	NA	
	SW09-060315	6/3/2015	µg/L	5	U[c]	5	U	5	U	10	U	5	U	5	U	NA	
	SW09-061815	6/18/2015	µg/L	5	U[c]	5	U	5	U	10	U	5	U	5	U	NA	
	SW09-071515	7/15/2015	µg/L	5	U[c]	5	U	5	U	10	U	5	U	5	U	NA	
	SW09-081315	8/13/2015	µg/L	5	U[c]	5	U	5	U	10	U	5	U	5	U	NA	
	SW09-092415	9/24/2015	µg/L	5	U[c]	5	U	5	U	10	U	5	U	5	U	NA	
	SW09-102215	10/22/2015	µg/L	1	U	1	U	1	U	2	U	1	U	1	U	NA	
	SW09-112415	11/24/2015	µg/L	1	U	1	U	1	U	2	U	1	U	1	U	NA	
	SW09-122215	12/22/2015	µg/L	**2.1**		1	U	**4.8**		**3.3**		**2.1**		1	U	NA	
	SW09-012516	1/25/2016	µg/L	**3.3**		1	U	**7.1**		**2.4**		**1.5**		1	U	NA	
	SW09-021816	2/18/2016	µg/L	**2.2**		1	U	**5.9**		2	U	**1.2**		1	U	NA	
	SW09-031616	3/16/2016	µg/L	1	U	1	U	1	U	2	U	1	U	1	U	NA	
	SW09-042716	4/27/2016	µg/L	1	U	1	U	1	U	2	U	1	U	1	U	NA	
	SW09-050916	5/9/2016	µg/L	1	U	1	U	1	U	2	U	1	U	1	U	NA	
	SW09-062716	6/27/2016	µg/L	1	U	1	U	1	U	2	U	1	U	1	U	NA	
	SW09-072816	7/28/2016	µg/L	1	U	1	U	1	U	2	U	1	U	1	U	NA	
	SW09-081916	8/19/2016	µg/L	1	U	1	U	1	U	2	U	1	U	1	U	NA	
	SW09-092916	9/29/2016	µg/L	1	U	1	U	1	U	2	U	1	U	1	U	NA	
	SW09-103116	10/31/2016	µg/L	1	U	1	U	1	U	2	U	1	U	1	U	NA	
	SW09-112816	11/28/2016	µg/L	1	U	1	U	1	U	2	U	1	U	1	U	NA	
	SW09-122916	12/29/2016	µg/L	1	U	1	U	1	U	2	U	1	U	1	U	NA	

Table 3B. Analytical Results for Surface Water, Historical

Products (SE) Pipe Line Corporation

Lewis Drive Remediation Site, Belton, South Carolina

Site ID #18693 "Kinder Morgan Belton Pipeline Release"

Location	Sample ID	Date Collected	Units	Analyte															
				Benzene		Ethylbenzene		Toluene		m&p-Xylene		o-Xylene		Naphthalene		MTBE	
			Screening Value (µg/L):	**2.2**	[a]	**530**	[a]	**1,000**	[a]	**NA**	[b]	**NA**	[b]	**NA**	[b]	**NA**	[b]
SW-09	SW09-012017	1/20/2017	µg/L	1	U	1	U	1	U	2	U	1	U	1	U	NA	
	SW09-022817	2/28/2017	µg/L	1	U	1	U	1	U	2	U	1	U	5	U	NA	
	SW09-031517	3/15/2017	µg/L	1	U	1	U	1	U	2	U	1	U	5	U	NA	
	SW09-032117	3/21/2017	µg/L	1	U	1	U	1	U	2	U	1	U	5	U	NA	
	SW09-033017	3/30/2017	µg/L	1	U	1	U	1	U	2	U	1	U	5	U	NA	
	SW09-040517	4/5/2017	µg/L	1	U	1	U	1	U	2	U	1	U	5	U	NA	
	SW09-050417	5/4/2017	µg/L	1	U	1	U	1	U	2	U	1	U	5	U	NA	
	SW09-061317	6/13/2017	µg/L	1	U	1	U	1	U	2	U	1	U	5	U	NA	
	SW09-071817	7/18/2017	µg/L	1	U	1	U	1	U	2	U	1	U	5	U	NA	
	SW09-080217	8/2/2017	µg/L	1	U	1	U	1	U	2	U	1	U	5	U	NA	
	SW09-090517	9/5/2017	µg/L	1	U	1	U	1	U	2	U	1	U	5	U	NA	
	SW09-120517	12/5/2017	µg/L	1	U	1	U	1	U	2	U	1	U	5	U	NA	
	SW09-121417	12/14/2017	µg/L	1	U	1	U	1	U	2	U	1	U	5	U	NA	
	SW09-010918	1/9/2018	µg/L	1	U	1	U	1	U	2	U	1	U	5	U	NA	
	SW09-020618	2/6/2018	µg/L	1	U	1	U	1	U	2	U	1	U	5	U	1	U
	SW09-030918	3/9/2018	µg/L	1	U	1	U	1	U	2	U	1	U	5	U	1	U
	SW09-040618	4/6/2018	µg/L	1	U	1	U	1	U	2	U	1	U	5	U	1	U
	SW09-050318	5/3/2018	µg/L	1	U	1	U	1	U	2	U	1	U	5	U	1	U
	SW09-060718	6/7/2018	µg/L	1	U	1	U	1	U	2	U	1	U	5	U	1	U
	SW09-071218	7/12/2018	µg/L	1	U	1	U	1	U	2	U	1	U	5	U	1	U
	SW09-091418	9/14/2018	µg/L	1	U	1	U	1	U	2	U	1	U	5	U	1	U
	SW09-120418	12/4/2018	µg/L	1	U	1	U	1	U	2	U	1	U	5	U	1	U
	SW09-030719	3/7/2019	µg/L	**1.88**		1	U	1	U	2	U	1	U	5	U	**1.07**	
	SW09-051519	5/15/2019	µg/L	1	U	1	U	1	U	2	U	1	U	5	U	1	U
	SW09-060419	6/4/2019	µg/L	1	U	1	U	1	U	2	U	1	U	5	U	1	U
	SW09-071819	7/18/2019	µg/L	1	U	1	U	1	U	2	U	1	U	5	U	1	U
	SW09-082019	8/20/2019	µg/L	1	U	1	U	1	U	2	U	1	U	5	U	1	U
	SW09-091819	9/18/2019	µg/L	1	U	1	U	1	U	2	U	1	U	5	U	1	U
	SW09-102219	10/22/2019	µg/L	1	U	1	U	1	U	2	U	1	U	5	U	1	U
	SW09-110519	11/5/2019	µg/L	1	U	1	U	1	U	2	U	1	U	5	U	1	U
	SW09-122019	12/20/2019	µg/L	1	U	1	U	1	U	2	U	1	U	5	U	1	U
	SW09-010820	1/8/2020	µg/L	1	U	1	U	1	U	2	U	1	U	5	U	1	U
	SW09-021020	2/10/2020	--	NS-IW		NS-IW		NS-IW		NS-IW		NS-IW		NS-IW		NS-IW	
	SW09-031220	3/12/2020	µg/L	1	U	1	U	1	U	2	U	1	U	5	U	**1.20**	
	SW09-040220	4/2/2020	µg/L	1	U	1	U	1	U	2	U	1	U	5	U	1	U
	SW09-050420	5/4/2020	µg/L	1	U	1	U	1	U	2	U	1	U	5	U	1	U
	SW09-060420	6/4/2020	µg/L	1	U	1	U	1	U	2	U	1	U	5	U	1	U
	SW09-070920	7/9/2020	µg/L	1	U	1	U	1	U	2	U	1	U	5	U	1	U

Table 3B. Analytical Results for Surface Water, Historical

Products (SE) Pipe Line Corporation

Lewis Drive Remediation Site, Belton, South Carolina

Site ID #18693 "Kinder Morgan Belton Pipeline Release"

Location	Sample ID	Date Collected	Units	Analyte													
				Benzene		Ethylbenzene		Toluene		m&p-Xylene		o-Xylene		Naphthalene		MTBE	
			Screening Value (µg/L):	2.2	[a]	530	[a]	1,000	[a]	NA	[b]	NA	[b]	NA	[b]	NA	[b]
SW-09	SW09-080620	8/6/2020	µg/L	1	U	1	U	1	U	2	U	1	U	5	U	1	U
	SW09-091520	9/15/2020	µg/L	1	U	1	U	1	U	2	U	1	U	5	U	1	U
	SW09-102020	10/20/2020	µg/L	1	U	1	U	1	U	2	U	1	U	5	U	1	U
	SW09-111120	11/11/2020	µg/L	1	U	1	U	1	U	2	U	1	U	5	U	1	U
	SW09-121720	12/17/2020	µg/L	1	U	1	U	1	U	2	U	1	U	5	U	1	U
	SW09-012021	1/20/2021	µg/L	1	U	1	U	1	U	2	U	1	U	5	U	**1.03**	
	SW09-022421	2/24/2021	µg/L	1	U	1	U	1	U	2	U	1	U	5	U	1	U
	SW09-032421	3/24/2021	µg/L	1	U	1	U	1	U	2	U	1	U	5	U	1	U
	SW09-041521	4/15/2021	µg/L	1	U	1	U	1	U	2	U	1	U	5	U	1	U
	SW09-051821	5/18/2021	µg/L	1	U	1	U	1	U	2	U	1	U	5	U	1	U
	SW09-061721	6/17/2021	µg/L	1	U	1	U	1	U	2	U	1	U	5	U	1	U
	SW09-071421	7/14/2021	µg/L	1	U	1	U	1	U	2	U	1	U	5	U	1	U
	SW09-082421	8/24/2021	µg/L	1	U	1	U	1	U	2	U	1	U	5	U	1	U
	SW09-091721	9/17/2021	µg/L	1	U	1	U	1	U	2	U	1	U	5	U	1	U
	SW09-102121	10/21/2021	µg/L	1	U	1	U	1	U	2	U	1	U	5	U	1	U
	SW09-111621	11/16/2021	µg/L	1	UJ	1	U	1	U	2	U	1	U	5	U	1	U
	SW09-122021	12/20/2021	µg/L	1	U	1	U	1	U	2	U	1	U	5	U	1	U
	SW09-012022	1/20/2022	µg/L	**3.06**		1	U	1	U	2	U	1	U	5	U	**1.18**	
	SW09-021022	2/10/2022	µg/L	1	U	1	U	1	U	2	U	1	U	5	U	**1.13**	
	SW09-030122	3/1/2022	µg/L	**3.72**		1	U	1	U	2	U	1	U	5	U	**1.19**	
	SW09-042022	4/20/2022	µg/L	**1.89**		1	U	1	U	2	U	1	U	5	U	1	U
	SW09-051922	5/19/2022	µg/L	1	U	1	U	1	U	2	U	1	U	5	U	1	U
	SW09-061522	6/15/2022	µg/L	1	U	1	U	1	U	2	U	1	U	5	UJ	1	U
	SW09-071922	7/19/2022	µg/L	1	U	1	U	1	U	2	U	1	U	5	U	1	U
	SW09-081522	8/15/2022	µg/L	1	U	1	U	1	U	2	U	1	U	5	U	1	U
	SW09-092022	9/20/2022	µg/L	1	U	1	U	1	U	2	U	1	U	5	U	1	U
	SW09-102022	10/20/2022	µg/L	1	U	1	U	1	U	2	U	1	U	5	U	1	U
	SW09-112122	11/21/2022	µg/L	1	U	1	U	1	U	2	U	1	U	5	U	1	U
	SW09-121322	12/13/2022	µg/L	1	U	1	U	1	U	2	U	1	U	5	U	1	U
	SW09-011823	1/18/2023	µg/L	1	U	1	U	1	U	2	U	1	U	5	U	1	U
	SW09-022223	2/22/2023	µg/L	1	U	1	U	1	U	2	U	1	U	5	U	1	U
	SW09-031423	3/14/2023	µg/L	1	U	1	U	1	U	2	U	1	U	5	U	1	U
	SW09-041923	4/19/2023	µg/L	1	U	1	U	1	U	2	U	1	U	5	U	1	U
	SW09-051123	5/11/2023	µg/L	1	U	1	U	1	U	2	U	1	U	5	U	1	U
	SW09-062723	6/27/2023	µg/L	1	U	1	U	1	U	2	U	1	U	5	U	1	U
	SW09-071823	7/18/2023	µg/L	1	U	1	U	1	U	2	U	1	U	5	U	1	U
	SW09-081523	8/15/2023	µg/L	1	U	1	U	1	U	2	U	1	U	5	U	1	U
	SW09-091223	9/12/2023	µg/L	1	U	1	U	1	U	2	U	1	U	5	U	1	U

Table 3B. Analytical Results for Surface Water, Historical

Products (SE) Pipe Line Corporation

Lewis Drive Remediation Site, Belton, South Carolina

Site ID #18693 "Kinder Morgan Belton Pipeline Release"

Location	Sample ID	Date Collected	Units	Analyte													
				Benzene		Ethylbenzene		Toluene		m&p-Xylene		o-Xylene		Naphthalene		MTBE	
			Screening Value (µg/L):	2.2	[a]	530	[a]	1,000	[a]	NA	[b]	NA	[b]	NA	[b]	NA	[b]
SW-09	SW09-102323	10/23/2023	µg/L	1	U	1	U	1	U	2	U	1	U	5	U	1	U
	SW09-111623	11/16/2023	µg/L	1	U	1	U	1	U	2	U	1	U	5	U	1	UJ
	SW09-121823	12/18/2023	µg/L	1	U	1	U	1	U	2	U	1	U	5	U	1	U
SW-10	SW10-022515	2/25/2015	µg/L	5	U[c]	5	U	5	U	10	U	5	U	5	U	NA	
	SW10-030215	3/2/2015	µg/L	5	U[c]	5	U	5	U	10	U	5	U	5	U	NA	
	SW10-031115	3/11/2015	µg/L	5	U[c]	5	U	5	U	10	U	5	U	5	U	NA	
	SW10-031815	3/18/2015	µg/L	5	U[c]	5	U	5	U	10	U	5	U	5	U	NA	
	SW10-033115	3/31/2015	µg/L	5	U[c]	5	U	5	U	10	U	5	U	5	U	NA	
	SW10-042215	4/22/2015	µg/L	5	U[c]	5	U	5	U	10	U	5	U	5	U	NA	
	SW10-050715	5/7/2015	µg/L	5	U[c]	5	U	5	U	10	U	5	U	5	U	NA	
	SW10-051915	5/19/2015	µg/L	5	U[c]	5	U	5	U	10	U	5	U	5	U	NA	
	SW10-060315	6/3/2015	µg/L	5	U[c]	5	U	5	U	10	U	5	U	5	U	NA	
	SW10-061815	6/18/2015	µg/L	5	U[c]	5	U	5	U	10	U	5	U	5	U	NA	
	SW10-071515	7/15/2015	µg/L	5	U[c]	5	U	5	U	10	U	5	U	5	U	NA	
	SW10-081315	8/13/2015	µg/L	5	U[c]	5	U	5	U	10	U	5	U	5	U	NA	
	SW10-092415	9/24/2015	µg/L	5	U[c]	5	U	5	U	10	U	5	U	5	U	NA	
	SW10-102215	10/22/2015	µg/L	1	U	1	U	1	U	2	U	1	U	1	U	NA	
	SW10-112415	11/24/2015	µg/L	1	U	1	U	1	U	2	U	1	U	1	U	NA	
	SW10-122215	12/22/2015	µg/L	1	U	1	U	1	U	2	U	1	U	1	U	NA	
	SW10-012516	1/25/2016	µg/L	1	U	1	U	1	U	2	U	1	U	1	U	NA	
	SW10-021816	2/18/2016	µg/L	1	U	1	U	1	U	2	U	1	U	1	U	NA	
	SW10-031616	3/16/2016	µg/L	1	U	1	U	1	U	2	U	1	U	1	U	NA	
	SW10-042716	4/27/2016	µg/L	1	U	1	U	1	U	2	U	1	U	1	U	NA	
	SW10-050916	5/9/2016	µg/L	1	U	1	U	1	U	2	U	1	U	1	U	NA	
	SW10-062716	6/27/2016	µg/L	1	U	1	U	1	U	2	U	1	U	1	U	NA	
	SW10-072816	7/28/2016	µg/L	1	U	1	U	1	U	2	U	1	U	1	U	NA	
	SW10-081916	8/19/2016	µg/L	1	U	1	U	1	U	2	U	1	U	1	U	NA	
	SW10-092916	9/29/2016	µg/L	1	U	1	U	1	U	2	U	1	U	1	U	NA	
	SW10-103116	10/31/2016	µg/L	1	U	1	U	1	U	2	U	1	U	1	U	NA	
	SW10-112816	11/28/2016	µg/L	1	U	1	U	1	U	2	U	1	U	1	U	NA	
	SW10-122916	12/29/2016	µg/L	1	U	1	U	1	U	2	U	1	U	1	U	NA	
	SW10-012017	1/20/2017	µg/L	1	U	1	U	1	U	2	U	1	U	1	U	NA	
	SW10-022817	2/28/2017	µg/L	1	U	1	U	1	U	2	U	1	U	5	U	NA	
	SW10-031517	3/15/2017	µg/L	1	U	1	U	1	U	2	U	1	U	5	U	NA	
	SW-10-032117	3/21/2017	µg/L	1	U	1	U	1	U	2	U	1	U	5	U	NA	
	SW-10-033017	3/30/2017	µg/L	1	U	1	U	1	U	2	U	1	U	5	U	NA	
	SW-10-040517	4/5/2017	µg/L	1	U	1	U	1	U	2	U	1	U	5	U	NA	
	SW10-050417	5/4/2017	µg/L	1	U	1	U	1	U	2	U	1	U	5	U	NA	

Table 3B. Analytical Results for Surface Water, Historical

Products (SE) Pipe Line Corporation

Lewis Drive Remediation Site, Belton, South Carolina

Site ID #18693 "Kinder Morgan Belton Pipeline Release"

Location	Sample ID	Date Collected	Units	Analyte															
				Benzene		Ethylbenzene		Toluene		m&p-Xylene		o-Xylene		Naphthalene		MTBE	
			Screening Value (µg/L):	2.2	[a]	530	[a]	1,000	[a]	NA	[b]	NA	[b]	NA	[b]	NA	[b]
SW-10	SW10-061317	6/13/2017	µg/L	1	U	1	U	1	U	2	U	1	U	5	U	NA	
	SW10-071817	7/18/2017	µg/L	1	U	1	U	1	U	2	U	1	U	5	U	NA	
	SW10-080217	8/2/2017	µg/L	1	U	1	U	1	U	2	U	1	U	5	U	NA	
	SW10-090517	9/5/2017	µg/L	1	U	1	U	1	U	2	U	1	U	5	U	NA	
	SW10-120517	12/5/2017	µg/L	1	U	1	U	1	U	2	U	1	U	5	U	NA	
	SW10-121417	12/14/2017	µg/L	1	U	1	U	1	U	2	U	1	U	5	U	NA	
	SW10-010918	1/9/2018	µg/L	1	U	1	U	1	U	2	U	1	U	5	U	NA	
	SW10-020618	2/6/2018	µg/L	1	U	1	U	1	U	2	U	1	U	5	U	1	U
	SW10-030918	3/9/2018	µg/L	1	U	1	U	1	U	2	U	1	U	5	U	1	U
	SW10-040618	4/6/2018	µg/L	1	U	1	U	1	U	2	U	1	U	5	U	1	U
	SW10-050318	5/3/2018	µg/L	1	U	1	U	1	U	2	U	1	U	5	U	1	U
	SW10-060718	6/7/2018	µg/L	1	U	1	U	1	U	2	U	1	U	5	U	1	U
	SW10-071218	7/12/2018	µg/L	1	U	1	U	1	U	2	U	1	U	5	U	1	U
	SW10-091418	9/14/2018	µg/L	1	U	1	U	1	U	2	U	1	U	5	U	1	U
	SW10-120418	12/4/2018	µg/L	1	U	1	U	1	U	2	U	1	U	5	U	1	U
	SW10-030719	3/7/2019	µg/L	1	U	1	U	1	U	2	U	1	U	5	U	1	U
	SW10-051519	5/15/2019	µg/L	1	U	1	U	1	U	2	U	1	U	5	U	1	U
	SW10-060419	6/4/2019	µg/L	1	U	1	U	1	U	2	U	1	U	5	U	1	U
	SW10-071819	7/18/2019	µg/L	1	U	1	U	1	U	2	U	1	U	5	U	1	U
	SW10-082019	8/20/2019	µg/L	1	U	1	U	1	U	2	U	1	U	5	U	1	U
	SW10-091819	9/18/2019	µg/L	1	U	1	U	1	U	2	U	1	U	5	U	1	U
	SW10-102219	10/22/2019	µg/L	1	U	1	U	1	U	2	U	1	U	5	U	1	U
	SW10-110519	11/5/2019	µg/L	1	U	1	U	1	U	2	U	1	U	5	U	1	U
	SW10-122019	12/20/2019	µg/L	1	U	1	U	1	U	2	U	1	U	5	U	1	U
	SW10-010820	1/8/2020	µg/L	1	U	1	U	1	U	2	U	1	U	5	U	1	U
	SW10-021020	2/10/2020	µg/L	1	U	1	U	1	U	2	U	1	U	5	U	1	U
	SW10-031220	3/12/2020	µg/L	1	U	1	U	1	U	2	U	1	U	5	U	1	U
	SW10-040220	4/2/2020	µg/L	1	U	1	U	1	U	2	U	1	U	5	U	1	U
	SW10-050420	5/4/2020	µg/L	1	U	1	U	1	U	2	U	1	U	5	U	1	U
	SW10-060420	6/4/2020	µg/L	1	U	1	U	1	U	2	U	1	U	5	U	1	U
	SW10-070920	7/9/2020	µg/L	1	U	1	U	1	U	2	U	1	U	5	U	1	U
	SW10-080620	8/6/2020	µg/L	1	U	1	U	1	U	2	U	1	U	5	U	1	U
	SW10-091520	9/15/2020	µg/L	1	U	1	U	1	U	2	U	1	U	5	U	1	U
	SW10-102020	10/20/2020	µg/L	1	U	1	U	1	U	2	U	1	U	5	U	1	U
	SW10-111120	11/11/2020	µg/L	1	U	1	U	1	U	2	U	1	U	5	U	1	U
	SW10-121720	12/17/2020	µg/L	1	U	1	U	1	U	2	U	1	U	5	U	1	U
	SW10-012021	1/20/2021	µg/L	1	U	1	U	1	U	2	U	1	U	5	U	1	U
	SW10-022421	2/24/2021	µg/L	1	U	1	U	1	U	2	U	1	U	5	U	1	U

Table 3B. Analytical Results for Surface Water, Historical

Products (SE) Pipe Line Corporation

Lewis Drive Remediation Site, Belton, South Carolina

Site ID #18693 "Kinder Morgan Belton Pipeline Release"

Location	Sample ID	Date Collected	Units	Analyte													
				Benzene		Ethylbenzene		Toluene		m&p-Xylene		o-Xylene		Naphthalene		MTBE	
			Screening Value (µg/L):	2.2	[a]	530	[a]	1,000	[a]	NA	[b]	NA	[b]	NA	[b]	NA	[b]
SW-10	SW10-032421	3/24/2021	µg/L	1	U	1	U	1	U	2	U	1	U	5	U	1	U
	SW10-041521	4/15/2021	µg/L	1	U	1	U	1	U	2	U	1	U	5	U	1	U
	SW10-051821	5/18/2021	µg/L	1	U	1	U	1	U	2	U	1	U	5	U	1	U
	SW10-061721	6/17/2021	µg/L	1	U	1	U	1	U	2	U	1	U	5	U	1	U
	SW10-071421	7/14/2021	µg/L	1	U	1	U	1	U	2	U	1	U	5	U	1	U
	SW10-082421	8/24/2021	µg/L	1	U	1	U	1	U	2	U	1	U	5	U	1	U
	SW10-091721	9/17/2021	µg/L	1	U	1	U	1	U	2	U	1	U	5	U	1	U
	SW10-102121	10/21/2021	µg/L	1	U	1	U	1	U	2	U	1	U	5	U	1	U
	SW10-111621	11/16/2021	µg/L	1	UJ	1	U	1	U	2	U	1	U	5	U	1	U
	SW10-122021	12/20/2021	µg/L	1	U	1	U	1	U	2	U	1	U	5	U	1	U
	SW10-012022	1/20/2022	µg/L	1	U	1	U	1	U	2	U	1	U	5	U	1	U
	SW10-021022	2/10/2022	µg/L	1	U	1	U	1	U	2	U	1	U	5	U	1	U
	SW10-030122	3/1/2022	µg/L	1	U	1	U	1	U	2	U	1	U	5	U	1	U
	SW10-042022	4/20/2022	µg/L	1	U	1	U	1	U	2	U	1	U	5	U	1	U
	SW10-051922	5/19/2022	µg/L	1	U	1	U	1	U	2	U	1	U	5	U	1	U
	SW10-061522	6/15/2022	µg/L	1	U	1	U	1	U	2	U	1	U	5	UJ	1	U
	SW10-071922	7/19/2022	µg/L	1	U	1	U	1	U	2	U	1	U	5	U	1	U
	SW10-081522	8/15/2022	µg/L	1	U	1	U	1	U	2	U	1	U	5	U	1	U
	SW10-092022	9/20/2022	µg/L	1	U	1	U	1	U	2	U	1	U	5	U	1	U
	SW10-102022	10/20/2022	µg/L	1	U	1	U	1	U	2	U	1	U	5	U	1	U
	SW10-112122	11/21/2022	µg/L	1	U	1	U	1	U	2	U	1	U	5	U	1	U
	SW10-121322	12/13/2022	µg/L	1	U	1	U	1	U	2	U	1	U	5	U	1	U
	SW10-011823	1/18/2023	µg/L	1	U	1	U	1	U	2	U	1	U	5	U	1	U
	SW10-022223	2/22/2023	µg/L	1	U	1	U	1	U	2	U	1	U	5	U	1	U
	SW10-031423	3/14/2023	µg/L	1	U	1	U	1	U	2	U	1	U	5	U	1	U
	SW10-041923	4/19/2023	µg/L	1	U	1	U	1	U	2	U	1	U	5	U	1	U
	SW10-051123	5/11/2023	µg/L	1	U	1	U	1	U	2	U	1	U	5	U	1	U
	SW10-062723	6/27/2023	µg/L	1	U	1	U	1	U	2	U	1	U	5	U	1	U
	SW10-071823	7/18/2023	µg/L	1	U	1	U	1	U	2	U	1	U	5	U	1	U
	SW10-081523	8/15/2023	µg/L	1	U	1	U	1	U	2	U	1	U	5	U	1	U
	SW10-091223	9/12/2023	µg/L	1	U	1	U	1	U	2	U	1	U	5	U	1	U
	SW10-102323	10/23/2023	µg/L	1	U	1	U	1	U	2	U	1	U	5	U	1	U
	SW10-111623	11/16/2023	µg/L	1	U	1	U	1	U	2	U	1	U	5	U	1	UJ
	SW10-121823	12/18/2023	µg/L	1	U	1	U	1	U	2	U	1	U	5	U	1	U
SW-11	SW11-022515	2/25/2015	µg/L	5	U[c]	5	U	5	U	10	U	5	U	5	U	NA	
	SW11-030215	3/2/2015	µg/L	5	U[c]	5	U	5	U	10	U	5	U	5	U	NA	
	SW11-031115	3/11/2015	µg/L	5	U[c]	5	U	5	U	10	U	5	U	5	U	NA	
	SW11-031815	3/18/2015	µg/L	5	U[c]	5	U	5	U	10	U	5	U	5	U	NA	

Table 3B. Analytical Results for Surface Water, Historical

Products (SE) Pipe Line Corporation

Lewis Drive Remediation Site, Belton, South Carolina

Site ID #18693 "Kinder Morgan Belton Pipeline Release"

Location	Sample ID	Date Collected	Units	Analyte															
				Benzene		Ethylbenzene		Toluene		m&p-Xylene		o-Xylene		Naphthalene		MTBE	
			Screening Value (µg/L):	2.2	[a]	530	[a]	1,000	[a]	NA	[b]	NA	[b]	NA	[b]	NA	[b]
SW-11	SW11-033115	3/31/2015	µg/L	5	U[c]	5	U	5	U	10	U	5	U	5	U	NA	
	SW11-042215	4/22/2015	µg/L	5	U[c]	5	U	5	U	10	U	5	U	5	U	NA	
	SW11-050715	5/7/2015	µg/L	5	U[c]	5	U	5	U	10	U	5	U	5	U	NA	
	SW11-051915	5/19/2015	µg/L	5	U[c]	5	U	5	U	10	U	5	U	5	U	NA	
	SW11-060315	6/3/2015	µg/L	5	U[c]	5	U	5	U	10	U	5	U	5	U	NA	
	SW11-061815	6/18/2015	µg/L	5	U[c]	5	U	5	U	10	U	5	U	5	U	NA	
	SW11-071515	7/15/2015	µg/L	5	U[c]	5	U	5	U	10	U	5	U	5	U	NA	
	SW11-081315	8/13/2015	µg/L	5	U[c]	5	U	5	U	10	U	5	U	5	U	NA	
	SW11-092415	9/24/2015	µg/L	5	U[c]	5	U	5	U	10	U	5	U	5	U	NA	
	SW11-102215	10/22/2015	µg/L	1	U	1	U	1	U	2	U	1	U	1	U	NA	
	SW11-112415	11/24/2015	µg/L	1	U	1	U	1	U	2	U	1	U	1	U	NA	
	SW11-122215	12/22/2015	µg/L	1	U	1	U	1	U	2	U	1	U	1	U	NA	
	SW11-012516	1/25/2016	µg/L	1	U	1	U	1	U	2	U	1	U	1	U	NA	
	SW11-021816	2/18/2016	µg/L	1	U	1	U	1	U	2	U	1	U	1	U	NA	
	SW11-031616	3/16/2016	µg/L	1	U	1	U	1	U	2	U	1	U	1	U	NA	
	SW11-042716	4/27/2016	µg/L	1	U	1	U	1	U	2	U	1	U	1	U	NA	
	SW11-050916	5/9/2016	µg/L	1	U	1	U	1	U	2	U	1	U	1	U	NA	
	SW11-062716	6/27/2016	µg/L	1	U	1	U	1	U	2	U	1	U	1	U	NA	
	SW11-072816	7/28/2016	µg/L	1	U	1	U	1	U	2	U	1	U	1	U	NA	
	SW11-081916	8/19/2016	µg/L	1	U	1	U	1	U	2	U	1	U	1	U	NA	
	SW11-092916	9/29/2016	µg/L	1	U	1	U	1	U	2	U	1	U	1	U	NA	
	SW11-103116	10/31/2016	µg/L	1	U	1	U	1	U	2	U	1	U	1	U	NA	
	SW11-112816	11/28/2016	µg/L	1	U	1	U	1	U	2	U	1	U	1	U	NA	
	SW11-122916	12/29/2016	µg/L	1	U	1	U	1	U	2	U	1	U	1	U	NA	
	SW11-012017	1/20/2017	µg/L	1	U	1	U	1	U	2	U	1	U	1	U	NA	
	SW11-022817	2/28/2017	µg/L	1	U	1	U	1	U	2	U	1	U	5	U	NA	
	SW11-031517	3/15/2017	µg/L	1	U	1	U	1	U	2	U	1	U	5	U	NA	
	SW-11-032117	3/21/2017	µg/L	1	U	1	U	1	U	2	U	1	U	5	U	NA	
	SW-11-033017	3/30/2017	µg/L	1	U	1	U	1	U	2	U	1	U	5	U	NA	
	SW-11-040517	4/5/2017	µg/L	1	U	1	U	1	U	2	U	1	U	5	U	NA	
	SW11-050417	5/4/2017	µg/L	1	U	1	U	1	U	2	U	1	U	5	U	NA	
	SW11-061317	6/13/2017	µg/L	1	U	1	U	1	U	2	U	1	U	5	U	NA	
	SW11-071817	7/18/2017	µg/L	1	U	1	U	1	U	2	U	1	U	5	U	NA	
	SW11-080217	8/2/2017	µg/L	1	U	1	U	1	U	2	U	1	U	5	U	NA	
	SW11-090517	9/5/2017	µg/L	1	U	1	U	1	U	2	U	1	U	5	U	NA	
	SW11-120517	12/5/2017	µg/L	1	U	1	U	1	U	2	U	1	U	5	U	NA	
	SW11-121417	12/14/2017	µg/L	1	U	1	U	1	U	2	U	1	U	5	U	NA	
	SW11-010918	1/9/2018	µg/L	1	U	1	U	1	U	2	U	1	U	5	U	NA	

Table 3B. Analytical Results for Surface Water, Historical

Products (SE) Pipe Line Corporation

Lewis Drive Remediation Site, Belton, South Carolina

Site ID #18693 "Kinder Morgan Belton Pipeline Release"

Location	Sample ID	Date Collected	Units	Analyte													
				Benzene		Ethylbenzene		Toluene		m&p-Xylene		o-Xylene		Naphthalene		MTBE	
			Screening Value (µg/L):	2.2	[a]	530	[a]	1,000	[a]	NA	[b]	NA	[b]	NA	[b]	NA	[b]
SW-11	SW11-020618	2/6/2018	µg/L	1	U	1	U	1	U	2	U	1	U	5	U	1	U
	SW11-030918	3/9/2018	µg/L	1	U	1	U	1	U	2	U	1	U	5	U	1	U
	SW11-040618	4/6/2018	µg/L	1	U	1	U	1	U	2	U	1	U	5	U	1	U
	SW11-050318	5/3/2018	µg/L	1	U	1	U	1	U	2	U	1	U	5	U	1	U
	SW11-060718	6/7/2018	µg/L	1	U	1	U	1	U	2	U	1	U	5	U	1	U
	SW11-071218	7/12/2018	µg/L	1	U	1	U	1	U	2	U	1	U	5	U	1	U
	SW11-091418	9/14/2018	µg/L	1	U	1	U	1	U	2	U	1	U	5	U	1	U
	SW11-120418	12/4/2018	µg/L	1	U	1	U	1	U	2	U	1	U	5	U	1	U
	SW11-030719	3/7/2019	µg/L	1	U	1	U	1	U	2	U	1	U	5	U	1	U
	SW11-051519	5/15/2019	µg/L	1	U	1	U	1	U	2	U	1	U	5	U	1	U
	SW11-060419	6/4/2019	µg/L	1	U	1	U	1	U	2	U	1	U	5	U	1	U
	SW11-071819	7/18/2019	µg/L	1	U	1	U	1	U	2	U	1	U	5	U	1	U
	SW11-082019	8/20/2019	µg/L	1	U	1	U	1	U	2	U	1	U	5	U	1	U
	SW11-091819	9/18/2019	µg/L	1	U	1	U	1	U	2	U	1	U	5	U	1	U
	SW11-102219	10/22/2019	µg/L	1	U	1	U	1	U	2	U	1	U	5	U	1	U
	SW11-110519	11/5/2019	µg/L	1	U	1	U	1	U	2	U	1	U	5	U	1	U
	SW11-122019	12/20/2019	µg/L	1	U	1	U	1	U	2	U	1	U	5	U	1	U
	SW11-010820	1/8/2020	µg/L	1	U	1	U	1	U	2	U	1	U	5	U	1	U
	SW11-021020	2/10/2020	µg/L	1	U	1	U	1	U	2	U	1	U	5	U	1	U
	SW11-031220	3/12/2020	µg/L	1	U	1	U	1	U	2	U	1	U	5	U	1	U
	SW11-040220	4/2/2020	µg/L	1	U	1	U	1	U	2	U	1	U	5	U	1	U
	SW11-050420	5/4/2020	µg/L	1	U	1	U	1	U	2	U	1	U	5	U	1	U
	SW11-060420	6/4/2020	µg/L	1	U	1	U	1	U	2	U	1	U	5	U	1	U
	SW11-070920	7/9/2020	µg/L	1	U	1	U	1	U	2	U	1	U	5	U	1	U
	SW11-080620	8/6/2020	µg/L	1	U	1	U	1	U	2	U	1	U	5	U	1	U
	SW11-091520	9/15/2020	µg/L	1	U	1	U	1	U	2	U	1	U	5	U	1	U
	SW11-102020	10/20/2020	µg/L	1	U	1	U	1	U	2	U	1	U	5	U	1	U
	SW11-111120	11/11/2020	µg/L	1	U	1	U	1	U	2	U	1	U	5	U	1	U
	SW11-121720	12/17/2020	µg/L	1	U	1	U	1	U	2	U	1	U	5	U	1	U
	SW11-012021	1/20/2021	µg/L	1	U	1	U	1	U	2	U	1	U	5	U	1	U
	SW11-022421	2/24/2021	µg/L	1	U	1	U	1	U	2	U	1	U	5	U	1	U
	SW11-032421	3/24/2021	µg/L	1	U	1	U	1	U	2	U	1	U	5	U	1	U
	SW11-041521	4/15/2021	µg/L	1	U	1	U	1	U	2	U	1	U	5	U	1	U
	SW11-051821	5/18/2021	µg/L	1	U	1	U	1	U	2	U	1	U	5	U	1	U
	SW11-061721	6/17/2021	µg/L	1	U	1	U	1	U	2	U	1	U	5	U	1	U
	SW11-071421	7/14/2021	µg/L	1	U	1	U	1	U	2	U	1	U	5	U	1	U
	SW11-082421	8/24/2021	µg/L	1	U	1	U	1	U	2	U	1	U	5	U	1	U
	SW11-091721	9/17/2021	µg/L	1	U	1	U	1	U	2	U	1	U	5	U	1	U

Table 3B. Analytical Results for Surface Water, Historical

Products (SE) Pipe Line Corporation

Lewis Drive Remediation Site, Belton, South Carolina

Site ID #18693 "Kinder Morgan Belton Pipeline Release"

Location	Sample ID	Date Collected	Units	Analyte													
				Benzene		Ethylbenzene		Toluene		m&p-Xylene		o-Xylene		Naphthalene		MTBE	
			Screening Value (µg/L):	2.2	[a]	530	[a]	1,000	[a]	NA	[b]	NA	[b]	NA	[b]	NA	[b]
SW-11	SW11-102121	10/21/2021	µg/L	1	U	1	U	1	U	2	U	1	U	5	U	1	U
	SW11-111621	11/16/2021	µg/L	1	UJ	1	U	1	U	2	U	1	U	5	U	1	U
	SW11-122021	12/20/2021	µg/L	1	U	1	U	1	U	2	U	1	U	5	U	1	U
	SW11-012022	1/20/2022	µg/L	1	U	1	U	1	U	2	U	1	U	5	U	1	U
	SW11-021022	2/10/2022	µg/L	1	U	1	U	1	U	2	U	1	U	5	U	1	U
	SW11-030122	3/1/2022	µg/L	1	U	1	U	1	U	2	U	1	U	5	U	1	U
	SW11-042022	4/20/2022	µg/L	1	U	1	U	1	U	2	U	1	U	5	U	1	U
	SW11-051922	5/19/2022	µg/L	1	U	1	U	1	U	2	U	1	U	5	U	1	U
	SW11-061522	6/15/2022	µg/L	1	U	1	U	1	U	2	U	1	U	5	UJ	1	U
	SW11-071922	7/19/2022	µg/L	1	U	1	U	1	U	2	U	1	U	5	U	1	U
	SW11-081522	8/15/2022	µg/L	1	U	1	U	1	U	2	U	1	U	5	U	1	U
	SW11-092022	9/20/2022	µg/L	1	U	1	U	1	U	2	U	1	U	5	U	1	U
	SW11-102022	10/20/2022	µg/L	1	U	1	U	1	U	2	U	1	U	5	U	1	U
	SW11-112122	11/21/2022	µg/L	1	U	1	U	1	U	2	U	1	U	5	U	1	U
	SW11-121322	12/13/2022	µg/L	1	U	1	U	1	U	2	U	1	U	5	U	1	U
	SW11-011823	1/18/2023	µg/L	1	U	1	U	1	U	2	U	1	U	5	U	1	U
	SW11-022223	2/22/2023	µg/L	1	U	1	U	1	U	2	U	1	U	5	U	1	U
	SW11-031423	3/14/2023	µg/L	1	U	1	U	1	U	2	U	1	U	5	U	1	U
	SW11-041923	4/19/2023	µg/L	1	U	1	U	1	U	2	U	1	U	5	U	1	U
	SW11-051123	5/11/2023	µg/L	1	U	1	U	1	U	2	U	1	U	5	U	1	U
	SW11-062723	6/27/2023	µg/L	1	U	1	U	1	U	2	U	1	U	5	U	1	U
	SW11-071823	7/18/2023	µg/L	1	U	1	U	1	U	2	U	1	U	5	U	1	U
	SW11-081523	8/15/2023	µg/L	1	U	1	U	1	U	2	U	1	U	5	U	1	U
	SW11-091223	9/12/2023	µg/L	1	U	1	U	1	U	2	U	1	U	5	U	1	U
	SW11-102323	10/23/2023	µg/L	1	U	1	U	1	U	2	U	1	U	5	U	1	U
	SW11-111623	11/16/2023	µg/L	1	U	1	U	1	U	2	U	1	U	5	U	1	UJ
	SW11-121823	12/18/2023	µg/L	1	U	1	U	1	U	2	U	1	U	5	U	1	U
SW-12	SW12-081916	8/19/2016	µg/L	**6,430**		**764**		**15,400**		**3,360**		**1,730**		**128**		NA	
	SW12-092916	9/29/2016	µg/L	**7,850**		**1,030**		**19,000**		**3,910**		**1,940**		**143**		NA	
	SW12-103116	10/31/2016	µg/L	**165**		**17.7**		**302**		**103**		**58.2**		**4.7**		NA	
	SW12-112816	11/28/2016	µg/L	**486**		**59.6**		**976**		**351**		**181**		**14.2**		NA	
	SW12-122916	12/29/2016	µg/L	**707**		**97.3**		**1,790**		**408**		**213**		**16.8**		NA	
	SW12-012017	1/20/2017	µg/L	**212**		**19.8**		**396**		**104**		**58**		**3.8**		NA	
	SW12-022817	2/28/2017	µg/L	**26.1**		**4.04**		**62.3**		**18.0**		**9.73**		5	U	NA	
	SW12-031517	3/15/2017	µg/L	**125**		**15.3**		**185**		**67.9**		**35.5**		5	U	NA	
	SW12-032117	3/21/2017	µg/L	**134**		**12.1**		**45.0**		**60.8**		**33.6**		5	U	NA	
	SW12-033017	3/30/2017	µg/L	**48.5**		**5.69**		**86.3**		**27.7**		**15.8**		5	U	NA	
	SW12-040517	4/5/2017	µg/L	**67.1**		**9.24**		**127.0**		**43.6**		**23.7**		5	U	NA	

Table 3B. Analytical Results for Surface Water, Historical

Products (SE) Pipe Line Corporation

Lewis Drive Remediation Site, Belton, South Carolina

Site ID #18693 "Kinder Morgan Belton Pipeline Release"

Location	Sample ID	Date Collected	Units	Analyte													
				Benzene		Ethylbenzene		Toluene		m&p-Xylene		o-Xylene		Naphthalene		MTBE	
			Screening Value (µg/L):	2.2	a	530	a	1,000	a	NA	b	NA	b	NA	b	NA	b
SW-12	SW12-050417	5/4/2017	µg/L	52.8		7.96		91.7		42		23.2		5	U	NA	
	SW12-061317	6/13/2017	µg/L	102		16.6		166		85.1		46.2		5	U	NA	
	SW12-071817	7/18/2017	µg/L	65		5.8		116		43.3		24.8		5	U	NA	
	SW12-080217	8/2/2017	µg/L	125		14.7		204		102		67		5	U	NA	
	SW12-090517	9/5/2017	µg/L	46.7		4.72		72		39		26.2		5	U	NA	
	SW12-120517	12/5/2017	µg/L	16.6		2.91		12.6		20.1		13.3		5	U	NA	
	SW12-121417	12/14/2017	µg/L	9.19		2.66		8.26		18		12.1		5	U	NA	
	SW12-010918	1/9/2018	µg/L	12.3		2.16		5.65		14.6		11.1		5	U	NA	
	SW12-020618	2/6/2018	µg/L	2.53		1	U	1.20		4.04		2.44		5	U	1	U
	SW12-030918	3/9/2018	µg/L	3.24		1.79		12.2		9.75		4.28		5	U	1	U
	SW12-040618	4/6/2018	µg/L	1.88		1	U	1	U	5.05		2.82		5	U	1	U
	SW12-050318	5/3/2018	µg/L	1	U	1	U	1	U	4.18		2.72		5	U	1	U
	SW12-060718	6/7/2018	µg/L	1.85		1	U	1	U	3.24		1.64		5	U	1	U
	SW12-071218	7/12/2018	µg/L	1.79		1	U	1	U	3.81		2.15		5	U	1	U
	SW12-091418	9/14/2018	µg/L	1.34		1	U	1	U	3.20		2.00		5	U	1	U
	SW12-120418	12/4/2018	µg/L	1	U	1	U	1	U	2	U	1	U	5	U	1	U
	SW12-021919	2/19/2019	µg/L	1	U	1	U	1	U	2	U	1	U	5	U	1	U
	--	3/7/2019	--	NS-IW		NS-IW		NS-IW		NS-IW		NS-IW		NS-IW		NS-IW	
	SW12-051519	5/15/2019	µg/L	1	U	1	U	1	U	2	U	1	U	5	U	1	U
	SW12-060419	6/4/2019	µg/L	1.19		1	U	1	U	2	U	1	U	5	U	1	U
	SW12-071819	7/18/2019	µg/L	1.09		1	U	1	U	2	U	1	U	5	U	1	U
	SW12-082219	8/22/2019	µg/L	3.33		1	U	1	U	2	U	1	U	5	U	1	U
	SW12-091819	9/18/2019	µg/L	1	U	1	U	1	U	2	U	1	U	5	U	1	U
	SW12-102219	10/22/2019	µg/L	1	U	1	U	1	U	2	U	1	U	5	U	1	U
	SW12-110519	11/5/2019	µg/L	1.67		1	U	1	U	2	U	1	U	5	U	1	U
	SW12-122019	12/20/2019	µg/L	1	U	1	U	1	U	2	U	1	U	5	U	1	U
	SW12-010820	1/8/2020	µg/L	1.36		1	U	1	U	2	U	1	U	5	U	1	U
	SW12-021020	2/10/2020	µg/L	18.9		1.54		2.68		20.7		5.13		5	U	2.39	
	SW12-031220	3/12/2020	µg/L	1	U	1	U	1	U	2	U	1	U	5	U	1	U
	SW12-040220	4/2/2020	µg/L	1	U	1	U	1	U	2	U	1	U	5	U	1	U
	SW12-050420	5/4/2020	µg/L	1	U	1	U	1	U	2	U	1	U	5	U	1	U
	SW12-060420	6/4/2020	µg/L	1	U	1	U	1	U	2	U	1	U	5	U	1	U
	SW12-070920	7/9/2020	µg/L	1	U	1	U	1	U	2	U	1	U	5	U	1	U
	SW12-080620	8/6/2020	µg/L	1	U	1	U	1	U	2	U	1	U	5	U	1	U
	SW12-091520	9/15/2020	µg/L	1	U	1	U	1	U	2	U	1	U	5	U	1	U
	SW12-102020	10/20/2020	µg/L	1	U	1	U	1	U	2	U	1	U	5	U	1	U
	SW12-111120	11/11/2020	µg/L	1	U	1	U	1	U	2	U	1	U	5	U	1	U
	SW12-121720	12/17/2020	µg/L	1	U	1	U	1	U	2	U	1	U	5	U	1	U

Table 3B. Analytical Results for Surface Water, Historical

Products (SE) Pipe Line Corporation

Lewis Drive Remediation Site, Belton, South Carolina

Site ID #18693 "Kinder Morgan Belton Pipeline Release"

Location	Sample ID	Date Collected	Units	Analyte													
				Benzene		Ethylbenzene		Toluene		m&p-Xylene		o-Xylene		Naphthalene		MTBE	
			Screening Value (µg/L):	2.2	a	530	a	1,000	a	NA	b	NA	b	NA	b	NA	b
SW-12	SW12-012021	1/20/2021	µg/L	Water level too high.													
	SW12-022421	2/24/2021	µg/L	Water level too high.													
	SW12-032421	3/24/2021	µg/L	Water level too high.													
	SW12-041521	4/15/2021	µg/L	Water level too high.													
	SW12-051821	5/18/2021	µg/L	1	U	1	U	1	U	2	U	1	U	5	U	1	U
	SW12-061721	6/17/2021	µg/L	1	U	1	U	1	U	2	U	1	U	5	U	1	U
	SW12-071421	7/14/2021	µg/L	Water level too high.													
	SW12-082421	8/24/2021	µg/L	1	U	1	U	1	U	2	U	1	U	5	U	1	U
	SW12-091721	9/17/2021	µg/L	Water level too high.													
	SW12-102121	10/21/2021	µg/L	1	U	1	U	1	U	2	U	1	U	5	U	1	U
	SW12-111621	11/16/2021	µg/L	**1.03**	**J**	1	U	1	U	2	U	1	U	5	U	1	U
	SW12-122021	12/20/2021	µg/L	Water level too high.													
	SW12-012022	1/20/2022	µg/L	Water level too high.													
	--	2/10/2022	--	NS-IW		NS-IW		NS-IW		NS-IW		NS-IW		NS-IW		NS-IW	
	--	3/1/2022	--	NS-IW		NS-IW		NS-IW		NS-IW		NS-IW		NS-IW		NS-IW	
	SW12-042022	4/20/2022	µg/L	NS-IW		NS-IW		NS-IW		NS-IW		NS-IW		NS-IW		NS-IW	
	SW12-051922	5/19/2022	µg/L	1	U	1	U	1	U	2	U	1	U	5	U	1	U
	--	6/15/2022	--	NS-IW		NS-IW		NS-IW		NS-IW		NS-IW		NS-IW		NS-IW	
	--	7/19/2022	--	NS-IW		NS-IW		NS-IW		NS-IW		NS-IW		NS-IW		NS-IW	
	--	8/15/2022	--	NS-IW		NS-IW		NS-IW		NS-IW		NS-IW		NS-IW		NS-IW	
	--	9/20/2022	--	NS-IW		NS-IW		NS-IW		NS-IW		NS-IW		NS-IW		NS-IW	
	--	10/20/2022	--	NS-IW		NS-IW		NS-IW		NS-IW		NS-IW		NS-IW		NS-IW	
	--	11/21/2022	--	NS-IW		NS-IW		NS-IW		NS-IW		NS-IW		NS-IW		NS-IW	
	SW12-121322	12/13/2022	µg/L	1	U	1	U	1	U	2	U	1	U	5	U	1	U
	SW12-011823	1/18/2023	µg/L	1	U	1	U	1	U	2	U	1	U	5	U	1	U
	SW12-022223	2/22/2023	µg/L	1	U	1	U	1	U	2	U	1	U	5	U	1	U
	SW12-031423	3/14/2023	µg/L	1	U	1	U	1	U	2	U	1	U	5	U	1	U
	--	4/19/2023	--	NS-IW		NS-IW		NS-IW		NS-IW		NS-IW		NS-IW		NS-IW	
	--	5/11/2023	--	NS-IW		NS-IW		NS-IW		NS-IW		NS-IW		NS-IW		NS-IW	
	SW12-062723	6/27/2023	µg/L	1	U	1	U	1	U	2	U	1	U	5	U	1	U
	SW12-071823	7/18/2023	µg/L	1	U	1	U	1	U	2	U	1	U	5	U	1	U
	--	8/15/2023	--	NS-IW		NS-IW		NS-IW		NS-IW		NS-IW		NS-IW		NS-IW	
	--	9/12/2023	--	NS-IW		NS-IW		NS-IW		NS-IW		NS-IW		NS-IW		NS-IW	
	--	10/23/2023	--	NS-IW		NS-IW		NS-IW		NS-IW		NS-IW		NS-IW		NS-IW	
	--	11/16/2023	--	NS-IW		NS-IW		NS-IW		NS-IW		NS-IW		NS-IW		NS-IW	
	--	12/18/2023	--	NS-IW		NS-IW		NS-IW		NS-IW		NS-IW		NS-IW		NS-IW	
SW-13	SW13-092916	9/29/2016	µg/L	1	U	1	U	1	U	2	U	1	U	1	U	NA	
	SW13-103116	10/31/2016	µg/L	1	U	1	U	**2.0**		2	U	1	U	1	U	NA	

Table 3B. Analytical Results for Surface Water, Historical

Products (SE) Pipe Line Corporation

Lewis Drive Remediation Site, Belton, South Carolina

Site ID #18693 "Kinder Morgan Belton Pipeline Release"

Location	Sample ID	Date Collected	Units	Analyte													
				Benzene		Ethylbenzene		Toluene		m&p-Xylene		o-Xylene		Naphthalene		MTBE	
			Screening Value (µg/L):	2.2	a	530	a	1,000	a	NA	b	NA	b	NA	b	NA	b
SW-13	SW13-112816	11/28/2016	µg/L	1	U	1	U	1	U	2	U	1	U	1	U	NA	
	SW13-122916	12/29/2016	µg/L	1	U	1	U	1	U	2	U	1	U	1	U	NA	
	SW13-012017	1/20/2017	µg/L	1	U	1	U	1	U	2	U	1	U	1	U	NA	
	SW13-022817	2/28/2017	µg/L	1	U	1	U	1	U	2	U	1	U	5	U	NA	
	SW13-031517	3/15/2017	µg/L	1	U	1	U	1	U	2	U	1	U	5	U	NA	
	SW13-032117	3/21/2017	µg/L	1	U	1	U	1	U	2	U	1	U	5	U	NA	
	SW13-033017	3/30/2017	µg/L	1	U	1	U	1	U	2	U	1	U	5	U	NA	
	SW13-040517	4/5/2017	µg/L	1	U	1	U	**1.21**		2	U	1	U	5	U	NA	
	SW13-050417	5/4/2017	µg/L	1	U	1	U	1	U	2	U	1	U	5	U	NA	
	SW13-061317	6/13/2017	µg/L	1	U	1	U	1	U	2	U	1	U	5	U	NA	
	SW13-071817	7/18/2017	µg/L	1	U	1	U	1	U	2	U	1	U	5	U	NA	
	SW13-080217	8/2/2017	µg/L	1	U	1	U	1	U	2	U	1	U	5	U	NA	
	SW13-090517	9/5/2017	µg/L	1	U	1	U	1	U	2	U	1	U	5	U	NA	
	SW13-120517	12/5/2017	µg/L	1	U	1	U	1	U	2	U	1	U	5	U	NA	
	SW13-121417	12/14/2017	µg/L	1	U	1	U	1	U	2	U	1	U	5	U	NA	
	SW13-010918	1/9/2018	µg/L	1	U	1	U	1	U	2	U	1	U	5	U	NA	
	SW13-020618	2/6/2018	µg/L	**1.78**		1	U	1	U	2	U	1	U	5	U	**4.26**	
	SW13-030918	3/9/2018	µg/L	1	U	1	U	1	U	2	U	1	U	5	U	**2.07**	
	SW13-040618	4/6/2018	µg/L	1	U	1	U	1	U	2	U	1	U	5	U	**1.4**	
	SW13-050318	5/3/2018	µg/L	1	U	1	U	1	U	2	U	1	U	5	U	**3.67**	
	SW13-060718	6/7/2018	µg/L	**2.99**		1	U	**2.48**		2	U	1	U	5	U	**8.08**	
	SW13-071218	7/12/2018	µg/L	1	U	1	U	1	U	2	U	1	U	5	U	1	U
	SW13-081318	8/13/2018	µg/L	1	U	1	U	1	U	2	U	1	U	5	U	1	U
	SW13-091418	9/14/2018	µg/L	1	U	1	U	1	U	2	U	1	U	5	U	1	U
	SW13-120418	12/4/2018	µg/L	1	U	1	U	**1.84**		2	U	1	U	5	U	**3.49**	
	SW13-021919	2/19/2019	µg/L	1	U	1	U	1	U	2	U	1	U	5	U	1	U
	SW13-030719	3/7/2019	µg/L	1	U	1	U	1	U	2	U	1	U	5	U	**11.0**	
	SW13-051519	5/15/2019	µg/L	1	U	1	U	1	U	2	U	1	U	5	U	**1.30**	
	SW13-060419	6/4/2019	µg/L	1	U	1	U	1	U	2	U	1	U	5	U	**1.11**	
	SW13-071819	7/18/2019	µg/L	1	U	1	U	1	U	2	U	1	U	5	U	1	U
	SW13-082019	8/20/2019	µg/L	1	U	1	U	1	U	2	U	1	U	5	U	1	U
	SW13-091819	9/18/2019	--	NS-IW		NS-IW		NS-IW		NS-IW		NS-IW		NS-IW		NS-IW	
	SW13-102219	10/22/2019	µg/L	1	U	1	U	1	U	2	U	1	U	5	U	**4.83**	
	SW13-110519	11/5/2019	µg/L	1	U	1	U	1	U	2	U	1	U	5	U	**2.11**	
	SW13-122019	12/20/2019	µg/L	1	U	1	U	1	U	2	U	1	U	5	U	**1.09**	
	SW13-010820	1/8/2020	µg/L	1	U	1	U	1	U	2	U	1	U	5	U	**1.79**	
	SW13-021020	2/10/2020	µg/L	**4.44**		1	U	1	U	2	U	1	U	5	U	**1.50**	
	SW13-031220	3/12/2020	µg/L	1	U	1	U	1	U	2	U	1	U	5	U	**3.73**	

Table 3B. Analytical Results for Surface Water, Historical

Products (SE) Pipe Line Corporation

Lewis Drive Remediation Site, Belton, South Carolina

Site ID #18693 "Kinder Morgan Belton Pipeline Release"

Location	Sample ID	Date Collected	Units	Analyte															
				Benzene		Ethylbenzene		Toluene		m&p-Xylene		o-Xylene		Naphthalene		MTBE	
			Screening Value (µg/L):	2.2	a	530	a	1,000	a	NA	b	NA	b	NA	b	NA	b
SW-13	SW13-040220	4/2/2020	µg/L	1	U	1	U	1	U	2	U	1	U	5	U	**2.09**	
	SW13-050420	5/4/2020	µg/L	1	U	1	U	1	U	2	U	1	U	5	U	**2.87**	
	SW13-060420	6/4/2020	µg/L	1	U	1	U	1	U	2	U	1	U	5	U	**1.82**	
	SW13-070920	7/9/2020	µg/L	1	U	1	U	1	U	2	U	1	U	5	U	**1.89**	
	SW13-080620	8/6/2020	µg/L	1	U	1	U	1	U	2	U	1	U	5	U	**1.53**	
	SW13-091520	9/15/2020	µg/L	1	U	1	U	1	U	2	U	1	U	5	U	**2.18**	
	SW13-102020	10/20/2020	µg/L	1	U	1	U	1	U	2	U	1	U	5	U	**2.42**	
	SW13-111120	11/11/2020	µg/L	1	U	1	U	1	U	2	U	1	U	5	U	**2.50**	
	SW13-121720	12/17/2020	µg/L	1	U	1	U	1	U	2	U	1	U	5	U	**1.55**	
	SW13-012021	1/20/2021	µg/L	1	U	1	U	1	U	2	U	1	U	5	U	**1.26**	
	SW13-022421	2/24/2021	µg/L	1	U	1	U	1	U	2	U	1	U	5	U	**3.51**	
	SW13-032421	3/24/2021	µg/L	**1.35**		1	U	1	U	2	U	1	U	5	U	**6.84**	
	SW13-041521	4/15/2021	µg/L	1	U	1	U	1	U	2	U	1	U	5	U	**3.18**	
	SW13-051821	5/18/2021	µg/L	1	U	1	U	1	U	2	U	1	U	5	U	**4.01**	
	SW13-061721	6/17/2021	µg/L	1	U	1	U	1	U	2	U	1	U	5	U	**2.29**	
	SW13-071421	7/14/2021	µg/L	1	U	1	U	1	U	2	U	1	U	5	U	**2.28**	
	SW13-082421	8/24/2021	µg/L	1	U	1	U	**1.31**		2	U	1	U	5	U	**2.54**	
	SW13-092221	9/22/2021	µg/L	1	U	1	U	**3.79**		2	U	1	U	5	U	**4.84**	
	SW13-102121	10/21/2021	µg/L	1	U	1	U	1	U	2	U	1	U	5	U	**2.29**	
	SW13-111621	11/16/2021	µg/L	1	UJ	1	U	1	U	2	U	1	U	5	U	**2.82**	
	SW13-122021	12/20/2021	µg/L	**1.13**		1	U	1	U	2	U	1	U	5	U	**15.2**	
	SW13-012022	1/20/2022	µg/L	1	U	1	U	1	U	2	U	1	U	5	U	**10.6**	
	SW13-021022	2/10/2022	µg/L	1	U	1	U	1	U	2	U	1	U	5	U	**5.10**	
	--	3/1/2022	--	NS-IW		NS-IW		NS-IW		NS-IW		NS-IW		NS-IW		NS-IW	
	SW13-042022	4/20/2022	µg/L	NS-IW		NS-IW		NS-IW		NS-IW		NS-IW		NS-IW		NS-IW	
	--	5/19/2022	--	NS-IW		NS-IW		NS-IW		NS-IW		NS-IW		NS-IW		NS-IW	
	--	6/15/2022	--	NS-IW		NS-IW		NS-IW		NS-IW		NS-IW		NS-IW		NS-IW	
	--	7/19/2022	--	NS-IW		NS-IW		NS-IW		NS-IW		NS-IW		NS-IW		NS-IW	
	--	8/15/2022	--	NS-IW		NS-IW		NS-IW		NS-IW		NS-IW		NS-IW		NS-IW	
	--	9/20/2022	--	NS-IW		NS-IW		NS-IW		NS-IW		NS-IW		NS-IW		NS-IW	
	--	10/20/2022	--	NS-IW		NS-IW		NS-IW		NS-IW		NS-IW		NS-IW		NS-IW	
	--	11/21/2022	--	NS-IW		NS-IW		NS-IW		NS-IW		NS-IW		NS-IW		NS-IW	
	SW13-121322	12/13/2022	µg/L	**1.97**		1	U	1	U	2	U	1	U	5	U	**23.2**	
	--	1/18/2023	--	NS-IW		NS-IW		NS-IW		NS-IW		NS-IW		NS-IW		NS-IW	
	SW13-022223	2/22/2023	--	NS-IW		NS-IW		NS-IW		NS-IW		NS-IW		NS-IW		NS-IW	
	SW13-031423	3/14/2023	µg/L	**5.18**		1	U	1	U	2	U	1	U	5	U	**43.4**	
	--	4/19/2023	--	NS-IW		NS-IW		NS-IW		NS-IW		NS-IW		NS-IW		NS-IW	
	--	5/11/2023	--	NS-IW		NS-IW		NS-IW		NS-IW		NS-IW		NS-IW		NS-IW	

Table 3B. Analytical Results for Surface Water, Historical

Products (SE) Pipe Line Corporation

Lewis Drive Remediation Site, Belton, South Carolina

Site ID #18693 "Kinder Morgan Belton Pipeline Release"

Location	Sample ID	Date Collected	Units	Analyte															
				Benzene		Ethylbenzene		Toluene		m&p-Xylene		o-Xylene		Naphthalene		MTBE	
			Screening Value (µg/L):	**2.2**	[a]	**530**	[a]	**1,000**	[a]	**NA**	[b]	**NA**	[b]	**NA**	[b]	**NA**	[b]
SW-13	--	6/27/2023	--	NS-IW		NS-IW		NS-IW		NS-IW		NS-IW		NS-IW		NS-IW	
	--	7/18/2023	--	NS-IW		NS-IW		NS-IW		NS-IW		NS-IW		NS-IW		NS-IW	
	--	8/15/2023	--	NS-IW		NS-IW		NS-IW		NS-IW		NS-IW		NS-IW		NS-IW	
	--	9/12/2023	--	NS-IW		NS-IW		NS-IW		NS-IW		NS-IW		NS-IW		NS-IW	
	--	10/23/2023	--	NS-IW		NS-IW		NS-IW		NS-IW		NS-IW		NS-IW		NS-IW	
	--	11/16/2023	--	NS-IW		NS-IW		NS-IW		NS-IW		NS-IW		NS-IW		NS-IW	
	--	12/18/2023	--	NS-IW		NS-IW		NS-IW		NS-IW		NS-IW		NS-IW		NS-IW	
SW-14	SW14-071817	7/18/2017	µg/L	1	U	1	U	1	U	2	U	1	U	5	U	NA	
	SW14-080217	8/2/2017	µg/L	1	U	1	U	1	U	2	U	1	U	5	U	NA	
	SW14-090517	9/5/2017	µg/L	1	U	1	U	1	U	2	U	1	U	5	U	NA	
	SW14-120517	12/5/2017	µg/L	1	U	1	U	1	U	2	U	1	U	5	U	NA	
	--	12/14/2017	--	NS-DW		NS-DW		NS-DW		NS-DW		NS-DW		NS-DW		NS-DW	
	SW14-010918	1/9/2018	µg/L	1	U	1	U	1	U	2	U	1	U	5	U	NA	
	SW14-020618	2/6/2018	µg/L	1	U	1	U	1	U	2	U	1	U	5	U	1	U
	SW14-030918	3/9/2018	µg/L	1	U	1	U	1	U	2	U	1	U	5	U	1	U
	SW14-040618	4/6/2018	µg/L	1	U	1	U	**1.43**		2	U	1	U	5	U	1	U
	SW14-050318	5/3/2018	µg/L	1	U	1	U	1	U	2	U	1	U	5	U	1	U
	SW14-060718	6/7/2018	µg/L	1	U	1	U	1	U	2	U	1	U	5	U	**1.18**	
	SW14-071218	7/12/2018	µg/L	1	U	1	U	1	U	2	U	1	U	5	U	**1.33**	
	SW14-091418	9/14/2018	µg/L	1	U	1	U	1	U	2	U	1	U	5	U	1	U
	SW14-120418	12/4/2018	µg/L	1	U	1	U	1	U	2	U	1	U	5	U	**1.62**	
	SW14-021919	2/19/2019	µg/L	1	U	1	U	1	U	2	U	1	U	5	U	**1.19**	
	SW14-030719	3/7/2019	µg/L	1	U	1	U	1	U	2	U	1	U	5	U	**1.68**	
	SW14-051519	5/15/2019	µg/L	1	U	1	U	1	U	2	U	1	U	5	U	**1.50**	
	SW14-060419	6/4/2019	µg/L	1	U	1	U	1	U	2	U	1	U	5	U	1	U
	SW14-071819	7/18/2019	µg/L	1	U	1	U	1	U	2	U	1	U	5	U	1	U
	SW14-082019	8/20/2019	µg/L	1	U	1	U	1	U	2	U	1	U	5	U	1	U
	SW14-091819	9/18/2019	µg/L	1	U	1	U	1	U	2	U	1	U	5	U	1	U
	SW14-102219	10/22/2019	µg/L	1	U	1	U	1	U	2	U	1	U	5	U	1	U
	SW14-110519	11/5/2019	µg/L	1	U	1	U	1	U	2	U	1	U	5	U	1	U
	SW14-122019	12/20/2019	µg/L	1	U	1	U	1	U	2	U	1	U	5	U	1	U
	SW14-010820	1/8/2020	µg/L	1	U	1	U	1	U	2	U	1	U	5	U	1	U
	SW14-021020	2/10/2020	µg/L	1	U	1	U	1	U	2	U	1	U	5	U	1	U
	SW14-031220	3/12/2020	µg/L	1	U	1	U	1	U	2	U	1	U	5	U	1	U
	SW14-040220	4/2/2020	µg/L	1	U	1	U	1	U	2	U	1	U	5	U	1	U
	SW14-050420	5/4/2020	µg/L	1	U	1	U	1	U	2	U	1	U	5	U	1	U
	SW14-060420	6/4/2020	µg/L	1	U	1	U	1	U	2	U	1	U	5	U	**1.49**	
	SW14-070920	7/9/2020	µg/L	1	U	1	U	1	U	2	U	1	U	5	U	1	U

Table 3B. Analytical Results for Surface Water, Historical

Products (SE) Pipe Line Corporation

Lewis Drive Remediation Site, Belton, South Carolina

Site ID #18693 "Kinder Morgan Belton Pipeline Release"

Location	Sample ID	Date Collected	Units	Analyte													
				Benzene		Ethylbenzene		Toluene		m&p-Xylene		o-Xylene		Naphthalene		MTBE	
			Screening Value (µg/L):	**2.2**	[a]	**530**	[a]	**1,000**	[a]	**NA**	[b]	**NA**	[b]	**NA**	[b]	**NA**	[b]
SW-14	SW14-080620	8/6/2020	µg/L	1	U	1	U	1	U	2	U	1	U	5	U	**2.83**	
	SW14-091520	9/15/2020	µg/L	1	U	1	U	1	U	2	U	1	U	5	U	1	U
	SW14-102020	10/20/2020	µg/L	1	U	1	U	1	U	2	U	1	U	5	U	**1.40**	
	SW14-111120	11/11/2020	µg/L	1	U	1	U	1	U	2	U	1	U	5	U	**1.75**	
	SW14-121720	12/17/2020	µg/L	No property access.													
	SW14-012021	1/20/2021	µg/L	No property access.													
	SW14-022421	2/24/2021	µg/L	No property access.													
	SW14-032421	3/24/2021	µg/L	No property access.													
	SW14-041521	4/15/2021	µg/L	No property access.													
	SW14-051821	5/18/2021	µg/L	1	U	1	U	1	U	2	U	1	U	5	U	1	U
	SW14-061721	6/17/2021	µg/L	1	U	1	U	1	U	2	U	1	U	5	U	1	U
	SW14-071421	7/14/2021	µg/L	1	U	1	U	1	U	2	U	1	U	5	U	**2.86**	
	SW14-082421	8/24/2021	µg/L	1	U	1	U	1	U	2	U	1	U	5	U	1	U
	SW14-091721	9/17/2021	µg/L	1	U	1	U	1	U	2	U	1	U	5	U	**2.01**	
	SW14-102121	10/21/2021	µg/L	1	U	1	U	1	U	2	U	1	U	5	UJ	**1.03**	
	SW14-111621	11/16/2021	µg/L	1	UJ	1	U	1	U	2	U	1	U	5	U	1	U
	SW14-122021	12/20/2021	µg/L	1	U	1	U	1	U	2	U	1	U	5	UJ	**3.20**	
	SW14-012022	1/20/2022	µg/L	1	U	1	U	1	U	2	U	1	U	5	U	1	U
	SW14-021022	2/10/2022	µg/L	1	U	1	U	1	U	2	U	1	U	5	U	**1.24**	
	SW14-030122	3/1/2022	µg/L	1	U	1	U	1	U	2	U	1	U	5	U	1	U
	SW14-042022	4/20/2022	µg/L	1	U	1	U	1	U	2	U	1	U	5	U	1	U
	SW14-051922	5/19/2022	µg/L	1	U	1	U	1	U	2	U	1	U	5	U	**4.05**	
	SW14-061522	6/15/2022	µg/L	1	U	1	U	1	U	2	U	1	U	5	UJ	1	U
	SW14-071922	7/19/2022	µg/L	1	U	1	U	1	U	2	U	1	U	5	U	1	U
	SW14-081522	8/15/2022	µg/L	1	U	1	U	1	U	2	U	1	U	5	U	1	U
	SW14-092022	9/20/2022	µg/L	1	U	1	U	1	U	2	U	1	U	5	U	1	U
	SW14-102022	10/20/2022	µg/L	1	U	1	U	1	U	2	U	1	U	5	U	1	U
	SW14-112122	11/21/2022	µg/L	1	U	1	U	1	U	2	U	1	U	5	U	1	U
	SW14-121322	12/13/2022	µg/L	1	U	1	U	1	U	2	U	1	U	5	U	1	U
	SW14-011823	1/18/2023	µg/L	1	U	1	U	1	U	2	U	1	U	5	U	1	U
	SW14-022223	2/22/2023	µg/L	1	U	1	U	1	U	2	U	1	U	5	U	1	U
	SW14-031423	3/14/2023	µg/L	1	U	1	U	1	U	2	U	1	U	5	U	1	U
	SW14-041923	4/19/2023	µg/L	1	U	1	U	1	U	2	U	1	U	5	U	1	U
	SW14-051123	5/11/2023	µg/L	1	U	1	U	1	U	2	U	1	U	5	U	1	U
	SW14-062723	6/27/2023	µg/L	1	U	1	U	1	U	2	U	1	U	5	U	**2.07**	
	--	7/18/2023	--	NS-IW		NS-IW		NS-IW		NS-IW		NS-IW		NS-IW		NS-IW	
	SW14-081523	8/15/2023	µg/L	1	U	1	U	1	U	2	U	1	U	5	U	1	U
	SW14-091223	9/12/2023	µg/L	1	U	1	U	1	U	2	U	1	U	5	U	1	U

Table 3B. Analytical Results for Surface Water, Historical

Products (SE) Pipe Line Corporation

Lewis Drive Remediation Site, Belton, South Carolina

Site ID #18693 "Kinder Morgan Belton Pipeline Release"

Location	Sample ID	Date Collected	Units	Analyte															
				Benzene		Ethylbenzene		Toluene		m&p-Xylene		o-Xylene		Naphthalene		MTBE	
			Screening Value (µg/L):	2.2	[a]	530	[a]	1,000	[a]	NA	[b]	NA	[b]	NA	[b]	NA	[b]
SW-14	SW14-102323	10/23/2023	µg/L	1	U	1	U	1	U	2	U	1	U	5	U	1	U
	SW14-111623	11/16/2023	µg/L	1	U	1	U	1	U	2	U	1	U	5	U	1	UJ
	SW14-121823	12/18/2023	µg/L	1	U	1	U	1	U	2	U	1	U	5	U	1	U
FP-01	FP01-031616	3/16/2016	µg/L	1	U	1	U	1	U	2	U	1	U	1	U	NA	
	FP01-042716	4/27/2016	µg/L	1	U	1	U	1	U	2	U	1	U	1	U	NA	
	FP01-050916	5/9/2016	µg/L	1	U	1	U	1	U	2	U	1	U	1	U	NA	
	FP01-062716	6/27/2016	µg/L	1	U	1	U	1	U	2	U	1	U	1	U	NA	
	FP01-072816	7/28/2016	µg/L	1	U	1	U	1	U	2	U	1	U	1	U	NA	
	FP01-081916	8/19/2016	µg/L	1	U	1	U	1	U	2	U	1	U	1	U	NA	
	FP01-092916	9/29/2016	µg/L	1	U	1	U	1	U	2	U	1	U	1	U	NA	
	FP01-103116	10/31/2016	µg/L	1	U	1	U	1	U	2	U	1	U	1	U	NA	
	FP01-112816	11/28/2016	µg/L	1	U	1	U	1	U	2	U	1	U	1	U	NA	
	FP01-122916	12/29/2016	µg/L	1	U	1	U	1	U	2	U	1	U	1	U	NA	
	FP01-012017	1/20/2017	µg/L	1	U	1	U	1	U	2	U	1	U	1	U	NA	
	FP01-022817	2/28/2017	µg/L	1	U	1	U	1	U	2	U	1	U	5	U	NA	
	FP01-031517	3/15/2017	µg/L	1	U	1	U	1	U	2	U	1	U	5	U	NA	
	FP-01-032117	3/21/2017	µg/L	1	U	1	U	1	U	2	U	1	U	5	U	NA	
	FP-01-033017	3/30/2017	µg/L	1	U	1	U	1	U	2	U	1	U	5	U	NA	
	FP-01-040517	4/5/2017	µg/L	1	U	1	U	1	U	2	U	1	U	5	U	NA	
	FP-01-050417	5/4/2017	µg/L	1	U	1	U	1	U	2	U	1	U	5	U	NA	
	FP-01-061317	6/13/2017	µg/L	1	U	1	U	1	U	2	U	1	U	5	U	NA	
	FP-01-071817	7/18/2017	µg/L	1	U	1	U	1	U	2	U	1	U	5	U	NA	
	FP-01-080217	8/2/2017	µg/L	1	U	1	U	1	U	2	U	1	U	5	U	NA	
	FP-01-090517	9/5/2017	µg/L	1	U	1	U	1	U	2	U	1	U	5	U	NA	
	FP-01-120517	12/5/2017	µg/L	1	U	1	U	1	U	2	U	1	U	5	U	NA	
	FP-01-121417	12/14/2017	µg/L	1	U	1	U	1	U	2	U	1	U	5	U	NA	
	FP01-010918	1/9/2018	µg/L	1	U	1	U	1	U	2	U	1	U	5	U	NA	
	FP01-020618	2/6/2018	µg/L	1	U	1	U	1	U	2	U	1	U	5	U	1	U
	FP01-030918	3/9/2018	µg/L	1	U	1	U	1	U	2	U	1	U	5	U	1	U
	FP01-040618	4/6/2018	µg/L	1	U	1	U	1	U	2	U	1	U	5	U	1	U
	FP01-050318	5/3/2018	µg/L	1	U	1	U	1	U	2	U	1	U	5	U	1	U
	FP01-060718	6/7/2018	µg/L	1	U	1	U	1	U	2	U	1	U	5	U	1	U
	FP01-071218	7/12/2018	µg/L	1	U	1	U	1	U	2	U	1	U	5	U	1	U
	FP01-091418	9/14/2018	µg/L	1	U	1	U	1	U	2	U	1	U	5	U	1	U
FP-02	FP02-031616	3/16/2016	µg/L	1	U	1	U	1	U	2	U	1	U	1	U	NA	
	FP02-042716	4/27/2016	µg/L	1	U	1	U	1	U	2	U	1	U	1	U	NA	
	FP02-050916	5/9/2016	µg/L	1	U	1	U	1	U	2	U	1	U	1	U	NA	
	FP02-062716	6/27/2016	µg/L	1	U	1	U	1	U	2	U	1	U	1	U	NA	

Table 3B. Analytical Results for Surface Water, Historical

Products (SE) Pipe Line Corporation

Lewis Drive Remediation Site, Belton, South Carolina

Site ID #18693 "Kinder Morgan Belton Pipeline Release"

Location	Sample ID	Date Collected	Units	Analyte															
				Benzene		Ethylbenzene		Toluene		m&p-Xylene		o-Xylene		Naphthalene		MTBE	
			Screening Value (µg/L):	2.2	[a]	530	[a]	1,000	[a]	NA	[b]	NA	[b]	NA	[b]	NA	[b]
FP-02	FP02-072816	7/28/2016	µg/L	1	U	1	U	1	U	2	U	1	U	1	U	NA	
	FP02-081916	8/19/2016	µg/L	1	U	1	U	1	U	2	U	1	U	1	U	NA	
	FP02-092916	9/29/2016	µg/L	1	U	1	U	1	U	2	U	1	U	1	U	NA	
	FP02-103116	10/31/2016	µg/L	1	U	1	U	1	U	2	U	1	U	1	U	NA	
	FP02-112816	11/28/2016	µg/L	1	U	1	U	1	U	2	U	1	U	1	U	NA	
	FP02-122916	12/29/2016	µg/L	1	U	1	U	1	U	2	U	1	U	1	U	NA	
	FP02-012017	1/20/2017	µg/L	1	U	1	U	1	U	2	U	1	U	1	U	NA	
	FP02-022817	2/28/2017	µg/L	1	U	1	U	1	U	2	U	1	U	5	U	NA	
	FP02-031517	3/15/2017	µg/L	1	U	1	U	1	U	2	U	1	U	5	U	NA	
	FP-02-032117	3/21/2017	µg/L	1	U	1	U	1	U	2	U	1	U	5	U	NA	
	FP-02-033017	3/30/2017	µg/L	1	U	1	U	1	U	2	U	1	U	5	U	NA	
	FP-02-040517	4/5/2017	µg/L	1	U	1	U	1	U	2	U	1	U	5	U	NA	
	FP-02-050417	5/4/2017	µg/L	1	U	1	U	1	U	2	U	1	U	5	U	NA	
	FP-02-061317	6/13/2017	µg/L	1	U	1	U	1	U	2	U	1	U	5	U	NA	
	FP-02-071817	7/18/2017	µg/L	1	U	1	U	1	U	2	U	1	U	5	U	NA	
	FP-02-080217	8/2/2017	µg/L	1	U	1	U	1	U	2	U	1	U	5	U	NA	
	FP-02-090517	9/5/2017	µg/L	1	U	1	U	1	U	2	U	1	U	5	U	NA	
	FP-02-120517	12/5/2017	µg/L	1	U	1	U	1	U	2	U	1	U	5	U	NA	
	FP-02-121417	12/14/2017	µg/L	1	U	1	U	1	U	2	U	1	U	5	U	NA	
	FP02-010918	1/9/2018	µg/L	1	U	1	U	1	U	2	U	1	U	5	U	NA	
	FP02-020618	2/6/2018	µg/L	1	U	1	U	1	U	2	U	1	U	5	U	1	U
	FP02-030918	3/9/2018	µg/L	1	U	1	U	1	U	2	U	1	U	5	U	1	U
	FP02-040618	4/6/2018	µg/L	1	U	1	U	1	U	2	U	1	U	5	U	1	U
	FP02-050318	5/3/2018	µg/L	1	U	1	U	1	U	2	U	1	U	5	U	1	U
	FP02-060718	6/7/2018	µg/L	1	U	1	U	1	U	2	U	1	U	5	U	1	U
	FP02-071218	7/12/2018	µg/L	1	U	1	U	1	U	2	U	1	U	5	U	1	U
	FP02-091418	9/14/2018	µg/L	1	U	1	U	1	U	2	U	1	U	5	U	1	U
FP-03	FP03-031616	3/16/2016	µg/L	1	U	1	U	1	U	2	U	1	U	1	U	NA	
	FP03-042716	4/27/2016	µg/L	1	U	1	U	1	U	2	U	1	U	1	U	NA	
	FP03-050916	5/9/2016	µg/L	1	U	1	U	1	U	2	U	1	U	1	U	NA	
	FP03-062716	6/27/2016	µg/L	1	U	1	U	1	U	2	U	1	U	1	U	NA	
	FP03-072816	7/28/2016	µg/L	1	U	1	U	1	U	2	U	1	U	1	U	NA	
	--	8/19/2016	--	NS-HS		NS-HS		NS-HS		NS-HS		NS-HS		NS-HS		NS-HS	
	FP03-092916	9/29/2016	µg/L	1	U	1	U	1	U	2	U	1	U	1	U	NA	
	FP03-103116	10/31/2016	µg/L	1	U	1	U	1	U	2	U	1	U	1	U	NA	
	FP03-112816	11/28/2016	µg/L	1	U	1	U	1	U	2	U	1	U	1	U	NA	
	FP03-122916	12/29/2016	µg/L	1	U	1	U	1	U	2	U	1	U	1	U	NA	
	FP03-012017	1/20/2017	µg/L	1	U	1	U	1	U	2	U	1	U	1	U	NA	

Table 3B. Analytical Results for Surface Water, Historical

Products (SE) Pipe Line Corporation

Lewis Drive Remediation Site, Belton, South Carolina

Site ID #18693 "Kinder Morgan Belton Pipeline Release"

Location	Sample ID	Date Collected	Units	Analyte															
				Benzene		Ethylbenzene		Toluene		m&p-Xylene		o-Xylene		Naphthalene		MTBE	
			Screening Value (µg/L):	2.2	[a]	530	[a]	1,000	[a]	NA	[b]	NA	[b]	NA	[b]	NA	[b]
FP-03	FP03-022817	2/28/2017	µg/L	1	U	1	U	1	U	2	U	1	U	5	U	NA	
	FP03-031517	3/15/2017	µg/L	1	U	1	U	1	U	2	U	1	U	5	U	NA	
	FP-03-032117	3/21/2017	µg/L	1	U	1	U	1	U	2	U	1	U	5	U	NA	
	FP-03-033017	3/30/2017	µg/L	1	U	1	U	1	U	2	U	1	U	5	U	NA	
	--	4/5/2017	--	NS-HS		NS-HS		NS-HS		NS-HS		NS-HS		NS-HS		NS-HS	
	FP-03-050417	5/4/2017	µg/L	1	U	1	U	1	U	2	U	1	U	5	U	NA	
	FP-03-061317	6/13/2017	µg/L	1	U	1	U	1	U	2	U	1	U	5	U	NA	
	FP-03-071817	7/18/2017	µg/L	1	U	1	U	1	U	2	U	1	U	5	U	NA	
	FP-03-080217	8/2/2017	µg/L	1	U	1	U	1	U	2	U	1	U	5	U	NA	
	FP-03-090517	9/5/2017	µg/L	1	U	1	U	1	U	2	U	1	U	5	U	NA	
	FP-03-120517	12/5/2017	µg/L	1	U	1	U	1	U	2	U	1	U	5	U	NA	
	FP-03-121417	12/14/2017	µg/L	1	U	1	U	1	U	2	U	1	U	5	U	NA	
	FP03-010918	1/9/2018	µg/L	1	U	1	U	1	U	2	U	1	U	5	U	NA	
	FP03-020618	2/6/2018	µg/L	1	U	1	U	1	U	2	U	1	U	5	U	1	U
	FP03-030918	3/9/2018	µg/L	1	U	1	U	1	U	2	U	1	U	5	U	1	U
	FP03-040618	4/6/2018	µg/L	1	U	1	U	1	U	2	U	1	U	5	U	1	U
	FP03-050318	5/3/2018	µg/L	1	U	1	U	1	U	2	U	1	U	5	U	1	U
	FP03-060718	6/7/2018	µg/L	1	U	1	U	1	U	2	U	1	U	5	U	1	U
	FP03-071218	7/12/2018	µg/L	1	U	1	U	1	U	2	U	1	U	5	U	1	U
	FP03-091418	9/14/2018	µg/L	1	U	1	U	1	U	2	U	1	U	5	U	1	U

Notes:

[a] South Carolina Department of Health and Environmental Control (DHEC) R.61-68, Water Classifications and Standards, Human Health for Consumption of Water and Organism, June 27, 2014.

[b] Screening levels for these analytes are not specified in DHEC R.61-68.

[c] The analyte was analyzed for, but was not detected above the laboratory reporting/quantitation limit. However, the laboratory reporting/quantitation limit is above the screening criteria.
The actual absence or presence of this analyte between the screening criteria and the laboratory reporting/quantitation limit cannot be determined.

Samples analyzed by U.S. Environmental Protection Agency Methods SW 8260B/8260D.

Bold indicates the analyte was detected above the method detection limit.

Gray shading indicates the analyte exceeded its screening value.

µg/L = microgram(s) per liter

FP = fishing pond

ID = identification

J = estimated value

MTBE = methyl tertiary butyl ether

NA = not applicable

NS-DW = sample not collected due to location being in a different watershed

NS-HS = sample not collected due to health and safety concerns

NS-IW = sample not collected due to insufficient volume at surface water location

SW = surface water

U = analyte was not detected above the reported sample quantitation limit

UJ = analyte was not detected above the reported sample quantitation limit and should be considered estimated

Table 4A. Analytical Results for Groundwater, Second Semiannual 2023

Products (SE) Pipe Line Corporation

Lewis Drive Remediation Site, Belton, South Carolina

Site ID #18693 "Kinder Morgan Belton Pipeline Release"

Location	Sample ID	Sample Date	Units	Analyte																	
				Benzene		Ethylbenzene		Toluene		Total Xylenes		1,2-DCA		MTBE		Naphthalene		EDB	
		RBSL[a]:	µg/L	**5.0**		**700**		**1,000**		**10,000**		**5.0**		**40**		**25**		**0.05**	
MW-01	MW-01-091323	9/13/2023	µg/L	1	U	1	U	1	U	3	U	1	U	1	U	5	UJ	--	
MW-01B	MW-01B-091323	9/13/2023	µg/L	1	U	1	U	1	U	3	U	1	U	1	U	5	UJ	--	
MW-04	MW-04-091223	9/12/2023	µg/L	1	U	1	U	1	U	3	U	1	U	1	U	5	UJ	--	
MW-06B	MW-06B-091223	9/12/2023	µg/L	1	U	1	U	**1.47**		3	U	1	U	1	U	5	UJ	--	
MW-07	MW-07-091323	9/13/2023	µg/L	**94.9**		**311**		**257**		**1,900**		10	U[b]	10	U	50	U[b]	--	
	--	12/18/2023	--	NS-IW		NS-IW		NS-IW		NS-IW		NS-IW		NS-IW		NS-IW		NS-IW	
MW-09	MW-09-091223	9/12/2023	µg/L	10	U[b]	**867**		**254**		**6,980**		10	U[b]	10	U	**263**	**J**	--	
MW-09B	MW-09B-091223	9/12/2023	µg/L	**1.40**		**1.38**		**5.39**		**9.82**		1	U	1	U	5	UJ	--	
MW-11	--	9/11/2023	--	NS-FP		NS-FP		NS-FP		NS-FP		NS-FP		NS-FP		NS-FP		NS-FP	
	--	12/18/2023	--	NS-FP		NS-FP		NS-FP		NS-FP		NS-FP		NS-FP		NS-FP		NS-FP	
MW-12	MW-12-091323	9/13/2023	µg/L	**9.54**		**8.28**		**1.01**		3	U	1	U	1	U	**9.36**		--	
MW-12B	MW-12B-091323	9/13/2023	µg/L	1	U	1	U	1	U	3	U	1	U	1	U	5	U	--	
MW-13	MW-13-091323	9/13/2023	µg/L	**1.43**		1	U	1	U	3	U	1	U	1	U	5	UJ	--	
MW-13B	MW-13B-091323	9/13/2023	µg/L	**160**		5	U	5	U	15	U	5	U[b]	**91.2**		25	U	--	
MW-14	MW-14-091323	9/13/2023	µg/L	1	U	1	U	1	U	3	U	1	U	**1.39**		5	U	--	
	MW-14-121923	12/19/2023	µg/L	1	U	1	U	1	U	3	U	1	U	**1.85**	**J**	5	U	--	
MW-14B	MW-14B-091323	9/13/2023	µg/L	**4.71**		1	U	1	U	**3.32**		1	U	**15.7**		5	U	--	
	MW-14B-121923	12/19/2023	µg/L	**1.18**		1	U	1	U	3	U	1	U	**11.6**	**J**	5	U	--	
MW-15	MW-15-091323	9/13/2023	µg/L	1	U	1	U	1	U	3	U	1	U	1	U	5	UJ	--	
MW-15B	MW-15B-091323	9/13/2023	µg/L	**219**		5	U	**18.7**		**51.7**		5	U[b]	**79.6**		25	U[b]	--	
	MW-15B-121923	12/19/2023	µg/L	**194**		5	U	**11.5**		**35.7**		5	U[b]	**76.9**	**J**	25	U[b]	--	
MW-17	--	9/11/2023	--	NS-IW		NS-IW		NS-IW		NS-IW		NS-IW		NS-IW		NS-IW		NS-IW	
MW-17B	MW-17B-091223	9/12/2023	µg/L	**3,460**		**702**		**2,740**		**4,330**		100	U[b]	100	U[b]	500	UJ[b]	--	
	MW-17B-121923	12/19/2023	µg/L	**3,840**		**592**		**395**		**2,600**		100	U[b]	**107**	**J**	500	U[b]	--	
MW-18	MW-18-091223	9/12/2023	µg/L	**9.31**		**9.79**		**186**		**68.2**		1	U	**45.7**		**257**	**J**	--	
MW-19	--	9/11/2023	--	NS-IW		NS-IW		NS-IW		NS-IW		NS-IW		NS-IW		NS-IW		NS-IW	
MW-20	MW-20-091223	9/12/2023	µg/L	**1,760**		**869**		**8,980**		**6,010**		100	U[b]	100	U[b]	500	UJ[b]	--	
	--	12/18/2023	--	NS-FP		NS-FP		NS-FP		NS-FP		NS-FP		NS-FP		NS-FP		NS-FP	
MW-21	MW-21-091323	9/13/2023	µg/L	1	U	1	U	1	U	3	U	1	U	1	U	5	UJ	--	
MW-22	--	9/11/2023	--	NS-IW		NS-IW		NS-IW		NS-IW		NS-IW		NS-IW		NS-IW		NS-IW	
MW-23	MW-23-091223	9/12/2023	µg/L	**58.1**		**1.42**		**1.02**		**11.1**		1	U	**1.05**		5	UJ	--	
	MW-23-121923	12/19/2023	µg/L	**1,220**		**4.80**		**13.0**		**48.8**		1	U	**8.12**	**J**	**41.4**		--	
MW-23B	MW-23B-091223	9/12/2023	µg/L	1	U	1	U	1	U	3	U	1	U	1	U	5	UJ	--	
MW-24	MW-24-091323	9/13/2023	µg/L	1	U	1	U	1	U	3	U	1	U	1	U	5	U	--	
MW-24B	MW-24B-091323	9/13/2023	µg/L	1	U	1	U	1	U	3	U	1	U	1	U	5	U	--	
MW-25	MW-25-091323	9/13/2023	µg/L	1	U	1	U	1	U	3	U	1	U	1	U	5	U	--	
MW-25B	MW-25B-091323	9/13/2023	µg/L	**3.19**		1	U	1	U	3	U	1	U	**1.82**		5	U	--	

Table 4A. Analytical Results for Groundwater, Second Semiannual 2023

Products (SE) Pipe Line Corporation

Lewis Drive Remediation Site, Belton, South Carolina

Site ID #18693 "Kinder Morgan Belton Pipeline Release"

Location	Sample ID	Sample Date	Units	Analyte																	
				Benzene		Ethylbenzene		Toluene		Total Xylenes		1,2-DCA		MTBE		Naphthalene		EDB	
		RBSL[a]:	µg/L	5.0		700		1,000		10,000		5.0		40		25		0.05	
MW-26	MW-26-091223	9/12/2023	µg/L	1	U	1	U	1	U	3	U	1	U	1	U	5	UJ	--	
MW-26B	MW-26B-091223	9/12/2023	µg/L	1	U	1	U	1	U	3	U	1	U	1	U	5	UJ	--	
MW-27	MW-27-091323	9/13/2023	µg/L	1	U	1	U	1	U	3	U	1	U	1	U	5	UJ	--	
MW-27B	MW-27B-091323	9/13/2023	µg/L	1	U	1	U	1	U	3	U	1	U	1	U	5	UJ	--	
MW-28	MW-28-091323	9/13/2023	µg/L	1	U	1	U	1	U	3	U	1	U	1	U	5	UJ	--	
MW-29	MW-29-091223	9/12/2023	µg/L	1	U	1	U	1	U	3	U	1	U	1	U	5	UJ	--	
MW-32	MW-32-091323	9/13/2023	µg/L	1	U	1	U	1	U	3	U	1	U	1	U	5	UJ	--	
MW-33T	MW-33T-091223	9/12/2023	µg/L	1	U	1	U	1	U	3	U	1	U	1	U	5	UJ	--	
MW-35	MW-35-091323	9/13/2023	µg/L	1	U	1	U	1	U	3	U	1	U	1	U	5	U	--	
MW-36	MW-36-091223	9/12/2023	µg/L	1	U	1	U	1	U	3	U	1	U	1	U	5	UJ	--	
	MW-36-121923	12/19/2023	µg/L	1	U	1	U	1	U	3	U	1	U	1	U	5	U	--	
MW-36B	MW-36B-091223	9/12/2023	µg/L	1	U	1	U	1	U	3	U	1	U	1	U	5	UJ	--	
MW-37	MW-37-091323	9/13/2023	µg/L	**3.68**	**J**	1	U	1	U	3	U	1	U	**19.4**		5	U	--	
	MW-37-111623	11/16/2023	µg/L	**28.9**		1	U	1	U	3	U	1	U	**12.1**		5	U	--	
	MW-37-122023	12/20/2023	µg/L	**4.49**	**J**	1	U	1	U	3	U	1	U	**2.93**	**J**	5	U	--	
MW-38	MW-38-091323	9/13/2023	µg/L	1	U	1	U	1	U	3	U	1	U	**4.27**		5	U	--	
	MW-38-111623	11/16/2023	µg/L	1	U	1	U	1	U	3	U	1	U	**1.55**		5	U	--	
	MW-38-122023	12/20/2023	µg/L	1	U	1	U	1	U	3	U	1	U	1	U	5	U	--	
MW-38B	MW-38B-091323	9/13/2023	µg/L	**81.3**		1	U	1	U	3	U	1	U	**60.3**		5	U	--	
	MW-38B-121923	12/19/2023	µg/L	**58.1**		1	U	1	U	3	U	1	U	**64.8**	**J**	5	U	--	
MW-39	MW-39-091323	9/13/2023	µg/L	1	U	1	U	1	U	3	U	1	U	1	U	5	U	--	
	MW-39-121923	12/19/2023	µg/L	1	U	1	U	1	U	3	U	1	U	1	U	5	U	--	
MW-40	MW-40-091323	9/13/2023	µg/L	1	U	1	U	1	U	3	U	1	U	1	U	5	U	--	
	MW-40-121923	12/19/2023	µg/L	1	U	1	U	1	U	3	U	1	U	1	U	5	U	--	
MW-41	MW-41-091323	9/13/2023	µg/L	1	U	1	U	1	U	3	U	1	U	1	U	5	U	--	
	MW-41-121923	12/19/2023	µg/L	1	U	1	U	1	U	3	U	1	U	1	U	5	U	--	
MW-42	MW-42-091323	9/13/2023	µg/L	1	U	1	U	1	U	3	U	1	U	1	U	5	U	--	
MW-45	MW-45-091223	9/12/2023	µg/L	1	U	1	U	1	U	3	U	1	U	**19.5**		5	UJ	--	
	--	12/18/2023	--	NS-IW		NS-IW		NS-IW		NS-IW		NS-IW		NS-IW		NS-IW		NS-IW	
MW-45B	MW-45B-091323	9/13/2023	µg/L	1	U	1	U	1	U	3	U	1	U	1	U	5	UJ	--	
MW-46	MW-46-091223	9/12/2023	µg/L	1	U	1	U	1	U	3	U	1	U	**2.83**		5	UJ	--	
	MW-46-111723	11/17/2023	µg/L	**423**		1	U	**1.18**		**8.82**		1	U	**23.7**		**11.3**		--	
	MW-46-122023	12/20/2023	µg/L	**106**		1	U	1	U	3	U	1	U	**8.66**		5	U	--	
MW-47	MW-47-091223	9/12/2023	µg/L	1	U	1	U	1	U	3	U	1	U	1	U	5	UJ	--	
MW-48B	MW-48B-091323	9/13/2023	µg/L	1	U	1	U	1	U	3	U	1	U	1	U	5	U	--	
MW-50B	MW-50B-091223	9/12/2023	µg/L	1	U	1	U	1	U	3	U	1	U	**19.1**		5	UJ	--	
MW-51	MW-51-091323	9/13/2023	µg/L	**1.47**		1	U	1	U	**6.54**		1	U	**4.52**		5	U	--	

Table 4A. Analytical Results for Groundwater, Second Semiannual 2023

Products (SE) Pipe Line Corporation

Lewis Drive Remediation Site, Belton, South Carolina

Site ID #18693 "Kinder Morgan Belton Pipeline Release"

Location	Sample ID	Sample Date	Units	Analyte																	
				Benzene		Ethylbenzene		Toluene		Total Xylenes		1,2-DCA		MTBE		Naphthalene		EDB			
		RBSL[a]:	µg/L	5.0		700		1,000		10,000		5.0		40		25		0.05			
MW-52	MW-52-091323	9/13/2023	µg/L	1	U	1	U	1	U	3	U	1	U	**3.00**		5	U	--			
MW-53	MW-53-091223	9/12/2023	µg/L	1	U	1	U	1	U	3	U	1	U	1	U	5	UJ	--			
MW-54	--	9/11/2023	--	NS-IW		NS-IW		NS-IW		NS-IW		NS-IW		NS-IW		NS-IW		NS-IW			
MW-55	MW-55-091223	9/12/2023	µg/L	1	U	1	U	1	U	3	U	1	U	1	U	5	UJ	--			
MW-56	MW-56-091223	9/12/2023	µg/L	**41.7**		1	U	1	U	3	U	1	U	**16.0**		5	U	--			
	MW-56-111723	11/17/2023	µg/L	**31.1**		1	U	1	U	3	U	1	U	**24.7**		5	U	--			
	MW-56-121923	12/19/2023	µg/L	**65.1**		1	U	1	U	3	U	1	U	**30.8**	**J**	5	U	--			
MW-57	MW-57-091323	9/13/2023	µg/L	**2.67**		1	U	1	U	3	U	1	U	**2.48**		5	U	--			
	MW-57-111723	11/17/2023	µg/L	**3.47**		1	U	1	U	3	U	1	U	**1.61**		5	U	--			
	MW-57-121923	12/19/2023	µg/L	1	U	1	U	1	U	3	U	1	U	1	U	5	U	--			
MW-58	MW-58-091223	9/12/2023	µg/L	**22.9**		1	U	1	U	3	U	1	U	**6.47**		5	UJ	--			
	MW-58-111623	11/16/2023	µg/L	**53.7**		1	U	1	U	3	U	1	U	**8.57**		5	U	--			
	MW-58-121823	12/18/2023	µg/L	**9.76**		1	U	1	U	3	U	1	U	**4.75**		5	U	--			
MW-59	MW-59-091223	9/12/2023	µg/L	**9.70**		1	U	1	U	**6.12**		1	U	**38.5**		5	UJ	--			
	MW-59-111723	11/17/2023	µg/L	**1.40**		1	U	1	U	**12.0**		1	U	**76.8**		5	U	--			
	MW-59-121823	12/18/2023	µg/L	1	U	1	U	1	U	3	U	1	U	**63.2**	**J**	5	U	--			
MW-60	MW-60-091223	9/12/2023	µg/L	**1.36**		1	U	1	U	3	U	1	U	**10.1**		5	UJ	--			
	MW-60-111623	11/16/2023	µg/L	1	U	1	U	1	U	3	U	1	U	**49.3**		5	U	--			
	MW-60-122023	12/20/2023	µg/L	1	U	1	U	1	U	3	U	1	U	**39.5**		5	U	--			
MW-61B	MW-61B-091223	9/12/2023	µg/L	1	U	1	U	1	U	3	U	1	U	1	U	5	UJ	--			
	MW-61B-121923	12/19/2023	µg/L	1	U	1	U	1	U	3	U	1	U	1	U	5	U	--			
MW-62	MW-62-091223	9/12/2023	µg/L	1	U	1	U	1	U	3	U	1	U	1	U	5	UJ	--			
	MW-62-111723	11/17/2023	µg/L	1	U	1	U	1	U	3	U	1	U	1	U	5	U	--			
	MW-62-121923	12/19/2023	µg/L	1	U	1	U	1	U	3	U	1	U	1	U	5	U	--			
MW-63	MW-63-091223	9/12/2023	µg/L	1	U	1	U	1	U	3	U	1	U	**1.10**		5	UJ	--			
	MW-63-111623	11/16/2023	µg/L	1	U	1	U	1	U	3	U	1	U	**1.17**		5	U	--			
	MW-63-121823	12/18/2023	µg/L	1	U	1	U	1	U	3	U	1	U	1	U	5	U	--			

Table 4A. Analytical Results for Groundwater, Second Semiannual 2023

Products (SE) Pipe Line Corporation

Lewis Drive Remediation Site, Belton, South Carolina

Site ID #18693 "Kinder Morgan Belton Pipeline Release"

Location	Sample ID	Sample Date	Units	Analyte																	
				Benzene		Ethylbenzene		Toluene		Total Xylenes		1,2-DCA		MTBE		Naphthalene		EDB	
		RBSL[a]:	µg/L	5.0		700		1,000		10,000		5.0		40		25		0.05	

Notes:

[a] RBSL = Risk-based screening level identified in South Carolina Underground Storage Tank Management Division Programmatic Quality Assurance Program Plan, Revision 3.1, Table D1 "RBSLs for Groundwater," February 2016.

[b] The constituent was analyzed for, but was not detected above the laboratory reporting/quantitation limit. However, the laboratory reporting/quantitation limit is above the screening criteria. The actual absence or presence of this analyte between the screening criteria and the laboratory reporting/quantitation limit cannot be determined.

Samples analyzed by U.S. Environmental Protection Agency Methods SW 8260B/8260D and 8011.

Bold indicates the analyte was detected above the method detection limit.

Gray shading indicates the analyte exceeded RBSLs.

µg/L = microgram(s) per liter

1,2-DCA = 1,2-dichloroethane

EDB = 1,2-dibromoethane

ID = identification

J = estimated value

MTBE = methyl tertiary butyl ether

MW = monitoring well

NS-FP = sample not collected due to the presence of free product in the well

NS-IW = sample not collected due to insufficient volume of water in well

U = analyte was not detected above the reported sample quantitation limit

UJ = analyte was not detected above the reported sample quantitation limit and should be considered estimated

Table 4B. Analytical Results for Groundwater, Historical

Products (SE) Pipe Line Corporation

Lewis Drive Remediation Site, Belton, South Carolina

Site ID #18693 "Kinder Morgan Belton Pipeline Release"

Location	Sample ID	Sample Date	Units	Analyte																	
				Benzene		Ethylbenzene		Toluene		Total Xylenes		1,2-DCA		MTBE		Naphthalene		EDB			
		RBSL[a]:	µg/L	5.0		700		1,000		10,000		5.0		40		25		0.05			
MW-01	MW-01-072715	7/27/2015	µg/L	5	U[b]	5	U	5	U	10	U	5	U[b]	5	U	5	U	0.02	U		
	MW-01-012716	1/27/2016	µg/L	1	U	1	U	1	U	2	U	1	U	1	U	1	U	0.02	U		
	--	11/28/2016	--	NS-IW		NS-IW		NS-IW		NS-IW		NS-IW		NS-IW		NS-IW		NS-IW			
	MW-01-062817	6/28/2017	µg/L	1	U	1	U	1	U	3	U	1	U	1	U	5	U	--			
	MW-01-090717	9/7/2017	µg/L	1	U	1	U	1	U	3	U	1	U	1	U	5	U	--			
	MW-01-120517	12/5/2017	µg/L	1	U	1	U	1	U	3	U	1	U	1	U	5	U	--			
	MW-01-030818	3/8/2018	µg/L	**1.85**		1	U	1	U	3	U	1	U	1	U	5	U	--			
	MW-01-060518	6/5/2018	µg/L	1	U	1	U	1	U	3	U	1	U	1	U	5	U	--			
	MW-01-091118	9/11/2018	µg/L	**2.02**		1	U	1	U	3	U	1	U	1	U	5	U	--			
	MW-01-120518	12/5/2018	µg/L	1	U	1	U	1	U	3	U	1	U	1	U	5	U	--			
	MW-01-030519	3/5/2019	µg/L	1	U	1	U	1	U	3	U	1	U	1	U	5	U	--			
	MW-01-060519	6/5/2019	µg/L	1	U	1	U	1	U	3	U	1	U	1	U	5	U	--			
	MW-01-091919	9/19/2019	µg/L	1	U	1	U	1	U	3	U	1	U	1	U	5	U	--			
	MW-01-121719	12/17/2019	µg/L	1	U	1	U	1	U	3	U	1	U	1	U	5	U	--			
	MW-01-031220	3/12/2020	µg/L	5	U	5	U	5	U	15	U	U	U	5	U	25	U	--			
	MW-01-070720	7/7/2020	µg/L	1	U	1	U	1	U	3	U	1	U	1	U	5	U	--			
	MW-01-111220	11/12/2020	µg/L	1	U	1	U	1	U	3	U	1	U	1	U	5	U	--			
	MW-01-032421	3/24/2021	µg/L	1	U	1	U	1	U	3	U	1	U	1	U	5	U	--			
	MW-01-071421	7/14/2021	µg/L	1	U	1	U	1	U	3	U	1	U	1	U	5	U	--			
	MW-01-111721	11/17/2021	µg/L	1	U	1	U	1	U	3	U	1	U	1	U	5	U	--			
	MW-01-030122	3/1/2022	µg/L	1	U	1	U	1	U	3	U	1	U	1	U	5	U	--			
	MW-01-092122	9/21/2022	µg/L	1	U	1	U	1	U	3	U	1	U	1	U	5	U	--			
	MW-01-031523	3/15/2023	µg/L	1	U	1	U	1	U	3	U	1	U	1	U	5	U	--			
	MW-01-091323	9/13/2023	µg/L	1	U	1	U	1	U	3	U	1	U	1	U	5	UJ	--			
MW-01B	MW-01B-080415	8/4/2015	µg/L	5	U[b]	5	U	5	U	10	U	5	U[b]	5	U	5	U	5	U		
	MW-01B-012716	1/27/2016	µg/L	1	U	1	U	1	U	2	U	1	U	1	U	1	U	0.019	U		
	MW-01B-120116	12/1/2016	µg/L	1	U	1	U	**1.40**		**5.60**		1	U	1	U	**1.30**		--			
	MW-01B-062817	6/28/2017	µg/L	1	U	1	U	1	U	3	U	1	U	1	U	5	U	--			
	MW-01B-090717	9/7/2017	µg/L	1	U	1	U	1	U	3	U	1	U	1	U	5	U	--			
	MW-01B-120517	12/5/2017	µg/L	1	U	1	U	1	U	3	U	1	U	1	U	5	U	--			
	MW-01B-030818	3/8/2018	µg/L	**3.51**		1	U	1	U	3	U	1	U	1	U	5	U	--			
	MW-01B-060518	6/5/2018	µg/L	**8.96**		1	U	1	U	3	U	1	U	1	U	5	U	--			
	MW-01B-091118	9/11/2018	µg/L	**11.1**		1	U	1	U	3	U	1	U	1	U	5	U	--			
	MW-01B-120518	12/5/2018	µg/L	**8.30**		1	U	1	U	3	U	1	U	1	U	5	U	--			
	MW-01B-030519	3/5/2019	µg/L	**3.32**		1	U	1	U	3	U	1	U	**1.02**		5	U	--			
	MW-01B-060519	6/5/2019	µg/L	**1.82**		1	U	1	U	3	U	1	U	**1.00**		5	U	--			
	MW-01B-091919	9/19/2019	µg/L	**1.53**		1	U	1	U	3	U	1	U	1	U	5	U	--			
	MW-01B-121719	12/17/2019	µg/L	**3.29**		1	U	1	U	3	U	1	U	1	U	5	U	--			

Table 4B. Analytical Results for Groundwater, Historical

Products (SE) Pipe Line Corporation

Lewis Drive Remediation Site, Belton, South Carolina

Site ID #18693 "Kinder Morgan Belton Pipeline Release"

Location	Sample ID	Sample Date	Units	Analyte																	
				Benzene		Ethylbenzene		Toluene		Total Xylenes		1,2-DCA		MTBE		Naphthalene		EDB	
		RBSL[a]:	µg/L	5.0		700		1,000		10,000		5.0		40		25		0.05	
MW-01B	MW-01B-031220	3/12/2020	µg/L	**5.76**		1	U	1	U	3	U	1	U	**1.12**		5	U	--	
	MW-01B-070720	7/7/2020	µg/L	**5.56**		1	U	1	U	3	U	1	U	1	U	5	U	--	
	MW-01B-111220	11/12/2020	µg/L	**4.60**		1	U	1	U	3	U	1	U	1	U	5	U	--	
	MW-01B-032421	3/24/2021	µg/L	**1.19**		1	U	1	U	3	U	1	U	1	U	5	U	--	
	MW-01B-071421	7/14/2021	µg/L	1	U	1	U	1	U	3	U	1	U	1	U	5	U	--	
	MW-01B-111721	11/17/2021	µg/L	1	U	1	U	1	U	3	U	1	U	1	U	5	U	--	
	MW-01B-030222	3/2/2022	µg/L	1	U	1	U	1	U	3	U	1	U	1	U	5	U	--	
	MW-01B-092122	9/21/2022	µg/L	1	U	1	U	1	U	3	U	1	U	1	U	5	U	--	
	MW-01B-031523	3/15/2023	µg/L	1	U	1	U	1	U	3	U	1	U	1	U	5	U	--	
	MW-01B-091323	9/13/2023	µg/L	1	U	1	U	1	U	3	U	1	U	1	U	5	UJ	--	
MW-02	MW-02-072715	7/27/2015	µg/L	**4,320**		625	U	**9,670**		**2,460**		5	U[b]	**171**		**74.7**		0.02	U
	MW-02-012616	1/26/2016	µg/L	**9,500**		**1,160**		**25,000**		**6,310**		50	U[b]	**285**		**139**		0.019	U
	--	11/28/2016	--	NS-FP		NS-FP		NS-FP		NS-FP		NS-FP		NS-FP		NS-FP		NS-FP	
	MW-02-062917	6/29/2017	µg/L	**8,040**		**833**		**27,100**		**9,890**		250	U[b]	250	U[b]	1,250	U[b]	--	
	MW-02-090817	9/8/2017	µg/L	**2,340**		**181**		**7,120**		**8,510**		50	U[b]	50	U[b]	**389**		--	
	MW-02-100417	10/4/2017	µg/L	**3,510**		**306**		**11,900**		**11,200**		50	U[b]	**53.9**		250	U[b]	--	
	MW-02-110817	11/8/2017	µg/L	**850**		100	U	**1,370**		**3,520**		100	U[b]	100	U[b]	500	U[b]	--	
	MW-02-120717	12/7/2017	µg/L	**153**		**15.1**		**313**		**441**		1	U	**70.9**		**12.8**		--	
	MW-02-010918	1/9/2018	µg/L	**307**		10	U	**878**		**1,300**		10	U[b]	**61.8**		**63.7**		--	
	MW-02-020618	2/6/2018	µg/L	**30.5**		**1.09**		**29.6**		**88.3**		1	U	**32.0**		5	U	--	
	MW-02-030718	3/7/2018	µg/L	**131**		**34.1**		**594**		**442**		1	U	**27.6**		**34.5**		--	
	MW-02-040618	4/6/2018	µg/L	**72.5**		**8.96**		**94.7**		**501**		1	U	**18.4**		5	U	--	
	MW-02-050318	5/3/2018	µg/L	**35.4**		**7.50**		**14.9**		**163**		1	U	**7.95**		5	U	--	
	MW-02-060618	6/6/2018	µg/L	1	U	1	U	**3.19**		**3.70**		1	U	**1.25**		5	U	--	
	MW-02-071218	7/12/2018	µg/L	1	U	1	U	1	U	3	U	1	U	1	U	5	U	--	
	MW-02-091218	9/12/2018	µg/L	1	U	1	U	1	U	3	U	1	U	1	U	5	U	--	
	MW-02-120618	12/6/2018	µg/L	1	U	1	U	1	U	3	U	1	U	1	U	5	U	--	
	MW-02-030719	3/7/2019	µg/L	1	U	1	U	1	U	3	U	1	U	1	U	5	U	--	
	MW-02-060419	6/4/2019	µg/L	1	U	1	U	1	U	3	U	1	U	1	U	5	U	--	
	MW-02-091819	9/18/2019	µg/L	1	U	1	U	1	U	3	U	1	U	1	U	5	U	--	
	MW-02-121819	12/18/2019	µg/L	1	U	1	U	1	U	3	U	1	U	1	U	5	U	--	
	MW-02-031320	3/13/2020	µg/L	1	U	1	U	1	U	**4.60**		1	U	1	U	5	U	--	
	--	7/6/2020	µg/L	NS-SS		NS-SS		NS-SS		NS-SS		NS-SS		NS-SS		NS-SS		NS-SS	
	--	11/10/2020	µg/L	NS-SS		NS-SS		NS-SS		NS-SS		NS-SS		NS-SS		NS-SS		NS-SS	
	MW-02-032521	3/25/2021	µg/L	**1.13**		**28.5**		**1.51**		**201**		1	U	1	U	**30.1**		--	
	--	7/13/2021	µg/L	NS-SS		NS-SS		NS-SS		NS-SS		NS-SS		NS-SS		NS-SS		NS-SS	
	--	11/17/2021	µg/L	NS-SS		NS-SS		NS-SS		NS-SS		NS-SS		NS-SS		NS-SS		NS-SS	
	MW-02-030122	3/1/2022	µg/L	**6.12**		**46.6**		1	U	**68.4**		1	U	1	U	**44.4**		--	

Table 4B. Analytical Results for Groundwater, Historical

Products (SE) Pipe Line Corporation

Lewis Drive Remediation Site, Belton, South Carolina

Site ID #18693 "Kinder Morgan Belton Pipeline Release"

Location	Sample ID	Sample Date	Units	Analyte																	
				Benzene		Ethylbenzene		Toluene		Total Xylenes		1,2-DCA		MTBE		Naphthalene		EDB	
		RBSL[a]:	µg/L	**5.0**		**700**		**1,000**		**10,000**		**5.0**		**40**		**25**		**0.05**	
MW-02	MW-02-092122	9/21/2022	µg/L	**1.80**		**1.84**		**1.11**		3	U	1	U	1	U	**26.1**		--	
	MW-02-121322	12/13/2022	µg/L	**5.25**		**40.5**		1	U	**90.8**		1	U	1	U	**25.3**		--	
	MW-02-031523	3/15/2023	µg/L	1	U	**23.2**		1	U	**11.8**		1	U	1	U	**45.7**		--	
MW-02B	MW-02B-080415	8/4/2015	µg/L	5	U[b]	5	U	5	U	10	U	5	U[b]	5	U	5	U	0.02	U
	--	1/19/2016	--	NS-FP		NS-FP		NS-FP		NS-FP		NS-FP		NS-FP		NS-FP		NS-FP	
	MW-02B-030116	3/1/2016	µg/L	1	U	1	U	**4.80**		**4.60**		1	U	1	U	1	U	0.019	U
	--	11/28/2016	--	NS-IW		NS-IW		NS-IW		NS-IW		NS-IW		NS-IW		NS-IW		NS-IW	
	MW-02B-033117	3/31/2017	µg/L	1	U	1	U	1	U	3	U	1	U	1	U	5	U	--	
	MW-02B-062917	6/29/2017	µg/L	1	U	1	U	1	U	3	U	1	U	1	U	5	U	--	
	MW-02B-090817	9/8/2017	µg/L	1	U	1	U	1	U	3	U	1	U	1	U	5	U	--	
	MW-02B-120717	12/7/2017	µg/L	1	U	1	U	**1.11**		3	U	1	U	1	U	5	U	--	
	MW-02B-030718	3/7/2018	µg/L	1	U	1	U	1	U	3	U	1	U	1	U	5	U	--	
	MW-02B-060618	6/6/2018	µg/L	1	U	1	U	1	U	3	U	1	U	1	U	5	U	--	
	MW-02B-091218	9/12/2018	µg/L	1	U	1	U	1	U	3	U	1	U	1	U	5	U	--	
	MW-02B-120618	12/6/2018	µg/L	1	U	1	U	1	U	3	U	1	U	1	U	5	U	--	
	MW-02B-030719	3/7/2019	µg/L	1	U	1	U	1	U	3	U	1	U	1	U	5	U	--	
	MW-02B-060419	6/4/2019	µg/L	1	U	1	U	1	U	3	U	1	U	1	U	5	U	--	
	MW-02B-091819	9/18/2019	µg/L	1	U	1	U	1	U	3	U	1	U	1	U	5	U	--	
	MW-02B-121819	12/18/2019	µg/L	1	U	1	U	1	U	3	U	1	U	1	U	5	U	--	
	MW-02B-031320	3/13/2020	µg/L	1	U	1	U	1	U	3	U	1	U	1	U	5	U	--	
	--	7/6/2020	µg/L	NS-SS		NS-SS		NS-SS		NS-SS		NS-SS		NS-SS		NS-SS		NS-SS	
	--	11/10/2020	µg/L	NS-SS		NS-SS		NS-SS		NS-SS		NS-SS		NS-SS		NS-SS		NS-SS	
	MW-02B-032521	3/25/2021	µg/L	1	U	1	U	1	U	3	U	1	U	1	U	5	U	--	
	--	7/13/2021	µg/L	NS-SS		NS-SS		NS-SS		NS-SS		NS-SS		NS-SS		NS-SS		NS-SS	
	--	11/17/2021	µg/L	NS-SS		NS-SS		NS-SS		NS-SS		NS-SS		NS-SS		NS-SS		NS-SS	
	MW-02B-030222	3/2/2022	µg/L	1	U	1	U	1	U	3	U	1	U	1	U	5	U	--	
	MW-02B-031523	3/15/2023	µg/L	1	U	1	U	1	U	3	U	1	U	**1.45**		5	U	--	
MW-03	MW-03-072715	7/27/2015	µg/L	5	U[b]	5	U	5	U	10	U	5	U[b]	5	U	5	U	0.02	U
	MW-03-012516	1/25/2016	µg/L	**108**		**20.1**		**958**		**598**		1	U	1	U	**11.1**		0.02	U
	MW-03-120616	12/6/2016	µg/L	**61.1**		**25.1**		**229**		**330**		2	U	2	U	**3.60**		--	
	MW-03-062917	6/29/2017	µg/L	**10.9**		1	U	**24.6**		**6.98**		1	U	**2.34**		5	U	--	
	--	9/5/2017	--	NS-HS		NS-HS		NS-HS		NS-HS		NS-HS		NS-HS		NS-HS		NS-HS	
	--	10/3/2017	--	NS-IW		NS-IW		NS-IW		NS-IW		NS-IW		NS-IW		NS-IW		NS-IW	
	MW-03-110817	11/8/2017	µg/L	1	U	1	U	1	U	3	U	1	U	1	U	5	U	--	
	MW-03-120517	12/5/2017	µg/L	1	U	1	U	1	U	3	U	1	U	1	U	5	U	--	
	--	1/8/2018	--	NS-IW		NS-IW		NS-IW		NS-IW		NS-IW		NS-IW		NS-IW		NS-IW	
	MW-03-020618	2/6/2018	µg/L	1	U	1	U	1	U	3	U	1	U	1	U	5	U	--	
	MW-03-030718	3/7/2018	µg/L	1	U	1	U	1	U	3	U	1	U	1	U	5	U	--	

Table 4B. Analytical Results for Groundwater, Historical

Products (SE) Pipe Line Corporation

Lewis Drive Remediation Site, Belton, South Carolina

Site ID #18693 "Kinder Morgan Belton Pipeline Release"

Location	Sample ID	Sample Date	Units	Analyte																	
				Benzene		Ethylbenzene		Toluene		Total Xylenes		1,2-DCA		MTBE		Naphthalene		EDB			
		RBSL[a]:	µg/L	5.0		700		1,000		10,000		5.0		40		25		0.05			
MW-03	MW-03-040618	4/6/2018	µg/L	1	U	1	U	1	U	3	U	1	U	1	U	5	U	--			
	MW-03-050318	5/3/2018	µg/L	1	U	1	U	1	U	3	U	1	U	1	U	5	U	--			
	MW-03-060618	6/6/2018	µg/L	1	U	1	U	1	U	3	U	1	U	1	U	5	U	--			
	MW-03-071218	7/12/2018	µg/L	1	U	1	U	1	U	3	U	1	U	1	U	5	U	--			
	MW-03-091318	9/13/2018	µg/L	1	U	1	U	1	U	3	U	1	U	1	U	5	U	--			
	MW-03-120618	12/6/2018	µg/L	1	U	1	U	1	U	3	U	1	U	1	U	5	U	--			
	MW-03-030719	3/7/2019	µg/L	1	U	1	U	1	U	3	U	1	U	1	U	5	U	--			
	MW-03-060419	6/4/2019	µg/L	1	U	1	U	1	U	3	U	1	U	1	U	5	U	--			
	--	9/16/2019	--	NS-IW		NS-IW		NS-IW		NS-IW		NS-IW		NS-IW		NS-IW		NS-IW			
	MW-03-121819	12/18/2019	µg/L	1	U	1	U	1	U	3	U	1	U	1	U	5	U	--			
	MW-03-031320	3/13/2020	µg/L	1	U	1	U	1	U	3	U	1	U	1	U	5	U	--			
	--	7/6/2020	µg/L	NS-SS		NS-SS		NS-SS		NS-SS		NS-SS		NS-SS		NS-SS		NS-SS			
	--	11/10/2020	µg/L	NS-SS		NS-SS		NS-SS		NS-SS		NS-SS		NS-SS		NS-SS		NS-SS			
	MW-03-032521	3/25/2021	µg/L	1	U	1	U	1	U	3	U	1	U	1	U	5	U	--			
	--	7/13/2021	µg/L	NS-SS		NS-SS		NS-SS		NS-SS		NS-SS		NS-SS		NS-SS		NS-SS			
	--	11/17/2021	µg/L	NS-SS		NS-SS		NS-SS		NS-SS		NS-SS		NS-SS		NS-SS		NS-SS			
	MW-03-030122	3/1/2022	µg/L	1	U	1	U	1	U	3	U	1	U	1	U	5	U	--			
	MW-03-031523	3/15/2023	µg/L	1	U	1	U	1	U	3	U	1	U	1	U	5	U	--			
MW-04	MW-04-072815	7/28/2015	µg/L	5	U[b]	5	U	5	U	10	U	5	U[b]	5	U	5	U	0.019	U		
	MW-04-012516	1/25/2016	µg/L	1	U	1	U	1	U	2	U	1	U	1	U	1	U	0.02	U		
	MW-04-120616	12/6/2016	µg/L	1	U	1	U	1	U	1	U	1	U	1	U	1	U	--			
	MW-04-062917	6/29/2017	µg/L	1	U	1	U	1	U	3	U	1	U	1	U	5	U	--			
	MW-04-090817	9/8/2017	µg/L	1	U	1	U	1	U	3	U	1	U	1	U	5	U	--			
	MW-04-120717	12/7/2017	µg/L	1	U	1	U	1	U	3	U	1	U	1	U	5	U	--			
	MW-04-030718	3/7/2018	µg/L	1	U	1	U	1	U	3	U	1	U	1	U	5	U	--			
	MW-04-060618	6/6/2018	µg/L	1	U	1	U	1	U	3	U	1	U	1	U	5	U	--			
	MW-04-091318	9/13/2018	µg/L	1	U	1	U	1	U	3	U	1	U	1	U	5	U	--			
	MW-04-120618	12/6/2018	µg/L	1	U	1	U	1	U	3	U	1	U	1	U	5	U	--			
	MW-04-030719	3/7/2019	µg/L	1	U	1	U	1	U	3	U	1	U	1	U	5	U	--			
	MW-04-060419	6/4/2019	µg/L	1	U	1	U	1	U	3	U	1	U	1	U	5	U	--			
	MW-04-091819	9/18/2019	µg/L	1	U	1	U	1	U	3	U	1	U	1	U	5	U	--			
	MW-04-121819	12/18/2019	µg/L	1	U	1	U	1	U	3	U	1	U	1	U	5	U	--			
	MW-04-031320	3/13/2020	µg/L	1	U	1	U	1	U	3	U	1	U	1	U	5	U	--			
	MW-04-070720	7/7/2020	µg/L	1	U	1	U	1	U	3	U	1	U	1	U	5	U	--			
	MW-04-111220	11/12/2020	µg/L	1	U	1	U	1	U	3	U	1	U	1	U	5	U	--			
	MW-04-032521	3/25/2021	µg/L	1	U	1	U	1	U	3	U	1	U	1	U	5	U	--			
	MW-04-071321	7/13/2021	µg/L	1	U	1	U	1	U	3	U	1	U	1	U	5	U	--			
	MW-04-111821	11/18/2021	µg/L	1	U	1	U	1	UJ	3	U	1	U	1	U	5	U	--			

Table 4B. Analytical Results for Groundwater, Historical

Products (SE) Pipe Line Corporation

Lewis Drive Remediation Site, Belton, South Carolina

Site ID #18693 "Kinder Morgan Belton Pipeline Release"

Location	Sample ID	Sample Date	Units	Analyte																	
				Benzene		Ethylbenzene		Toluene		Total Xylenes		1,2-DCA		MTBE		Naphthalene		EDB	
		RBSL[a]:	µg/L	5.0		700		1,000		10,000		5.0		40		25		0.05	
MW-04	MW-04-030122	3/1/2022	µg/L	1	U	1	U	1	U	3	U	1	U	1	U	5	U	--	
	MW-04-092122	9/21/2022	µg/L	1	U	1	U	1	U	3	U	1	U	1	U	5	U	--	
	MW-04-031423	3/14/2023	µg/L	1	U	1	U	1	U	3	U	1	U	1	U	5	U	--	
	MW-04-091223	9/12/2023	µg/L	1	U	1	U	1	U	3	U	1	U	1	U	5	UJ	--	
MW-05	MW-05-072815	7/28/2015	µg/L	5	U[b]	5	U	5	U	10	U	5	U[b]	5	U	5	U	0.019	U
	MW-05-012516	1/25/2016	µg/L	1	U	1	U	1	U	2	U	1	U	1	U	1	U	0.02	U
	--	11/28/2016	--	NS-IW		NS-IW		NS-IW		NS-IW		NS-IW		NS-IW		NS-IW		NS-IW	
	MW-05-050317	5/3/2017	µg/L	1	U	1	U	1	U	3	U	1	U	1	U	5	U	--	
	MW-05-062917	6/29/2017	µg/L	1	U	1	U	1	U	3	U	1	U	1	U	5	U	--	
	MW-05-071717	7/17/2017	µg/L	1	U	1	U	1	U	3	U	1	U	1	U	5	U	--	
	MW-05-080117	8/1/2017	µg/L	1	U	1	U	1	U	3	U	1	U	1	U	5	U	--	
	MW-05-090817	9/8/2017	µg/L	1	U	1	U	1	U	3	U	1	U	1	U	5	U	--	
	MW-05-100417	10/4/2017	µg/L	1	U	1	U	1	U	3	U	1	U	1	U	5	U	--	
	MW-05-110817	11/8/2017	µg/L	1	U	1	U	1	U	3	U	1	U	1	U	5	U	--	
	MW-05-120717	12/7/2017	µg/L	1	U	1	U	1	U	3	U	1	U	1	U	5	U	--	
	MW-05-010918	1/9/2018	µg/L	1	U	1	U	1	U	3	U	1	U	1	U	5	U	--	
	MW-05-020618	2/6/2018	µg/L	1	U	1	U	1	U	3	U	1	U	1	U	5	U	--	
	MW-05-030718	3/7/2018	µg/L	1	U	1	U	1	U	3	U	1	U	1	U	5	U	--	
	MW-05-040618	4/6/2018	µg/L	1	U	1	U	1	U	3	U	1	U	1	U	5	U	--	
	MW-05-050318	5/3/2018	µg/L	1	U	1	U	1	U	3	U	1	U	1	U	5	U	--	
	MW-05-060718	6/7/2018	µg/L	1	U	1	U	1	U	3	U	1	U	1	U	5	U	--	
	MW-05-071318	7/13/2018	µg/L	1	U	1	U	1	U	3	U	1	U	1	U	5	U	--	
	MW-05-091318	9/13/2018	µg/L	1	U	1	U	1	U	3	U	1	U	1	U	5	U	--	
	MW-05-120618	12/6/2018	µg/L	1	U	1	U	1	U	3	U	1	U	1	U	5	U	--	
	MW-05-030719	3/7/2019	µg/L	1	U	1	U	1	U	3	U	1	U	1	U	5	U	--	
	MW-05-060419	6/4/2019	µg/L	1	U	1	U	1	U	3	U	1	U	1	U	5	U	--	
	MW-05-091819	9/18/2019	µg/L	1	U	1	U	1	U	3	U	1	U	1	U	5	U	--	
	MW-05-121819	12/18/2019	µg/L	1	U	1	U	1	U	3	U	1	U	1	U	5	U	--	
	MW-05-031320	3/13/2020	µg/L	1	U	1	U	1	U	3	U	1	U	1	U	5	U	--	
	--	7/6/2020	µg/L	NS-SS		NS-SS		NS-SS		NS-SS		NS-SS		NS-SS		NS-SS		NS-SS	
	--	11/10/2020	µg/L	NS-SS		NS-SS		NS-SS		NS-SS		NS-SS		NS-SS		NS-SS		NS-SS	
	MW-05-032521	3/25/2021	µg/L	1	U	1	U	1	U	3	U	1	U	1	U	5	U	--	
	--	7/13/2021	µg/L	NS-SS		NS-SS		NS-SS		NS-SS		NS-SS		NS-SS		NS-SS		NS-SS	
	--	11/17/2021	µg/L	NS-SS		NS-SS		NS-SS		NS-SS		NS-SS		NS-SS		NS-SS		NS-SS	
	MW-05-030222	3/2/2022	µg/L	1	U	1	U	1	U	3	U	1	U	1	U	5	U	--	
	MW-05-031423	3/14/2023	µg/L	1	U	1	U	1	U	3	U	1	U	1	U	5	U	--	
MW-06	MW-06-072815	7/28/2015	µg/L	5	U[b]	5	U	5	U	10	U	5	U[b]	5	U	5	U	0.02	U
	MW-06-012116	1/21/2016	µg/L	1	U	1	U	1	U	2	U	1	U	1	U	1	U	0.02	U

Table 4B. Analytical Results for Groundwater, Historical

Products (SE) Pipe Line Corporation

Lewis Drive Remediation Site, Belton, South Carolina

Site ID #18693 "Kinder Morgan Belton Pipeline Release"

Location	Sample ID	Sample Date	Units	Analyte																	
				Benzene		Ethylbenzene		Toluene		Total Xylenes		1,2-DCA		MTBE		Naphthalene		EDB	
		RBSL[a]:	µg/L	5.0		700		1,000		10,000		5.0		40		25		0.05	
MW-06	MW-06-120216	12/2/2016	µg/L	1	U	1	U	1	U	1	U	1	U	1	U	1	U	--	
	MW-06-062917	6/29/2017	µg/L	1	U	1	U	1	U	3	U	1	U	1	U	5	U	--	
	MW-06-090817	9/8/2017	µg/L	1	U	1	U	1	U	3	U	1	U	1	U	5	U	--	
	MW-06-120717	12/7/2017	µg/L	1	U	1	U	1	U	3	U	1	U	1	U	5	U	--	
	MW-06-030718	3/7/2018	µg/L	1	U	1	U	1	U	3	U	1	U	1	U	5	U	--	
	MW-06-060718	6/7/2018	µg/L	1	U	1	U	1	U	3	U	1	U	1	U	5	U	--	
	MW-06-091318	9/13/2018	µg/L	1	U	1	U	1	U	3	U	1	U	1	U	5	U	--	
	MW-06-120618	12/6/2018	µg/L	1	U	1	U	1	U	3	U	1	U	1	U	5	U	--	
	MW-06-030719	3/7/2019	µg/L	1	U	1	U	1	U	3	U	1	U	1	U	5	U	--	
	MW-06-060419	6/4/2019	µg/L	1	U	1	U	1	U	3	U	1	U	1	U	5	U	--	
	MW-06-091819	9/18/2019	µg/L	1	U	1	U	1	U	3	U	1	U	1	U	5	U	--	
	MW-06-121819	12/18/2019	µg/L	1	U	1	U	1	U	3	U	1	U	1	U	5	U	--	
	MW-06-031320	3/13/2020	µg/L	1	U	1	U	1	U	3	U	1	U	1	U	5	U	--	
	--	7/6/2020	µg/L	NS-SS		NS-SS		NS-SS		NS-SS		NS-SS		NS-SS		NS-SS		NS-SS	
	--	11/10/2020	µg/L	NS-SS		NS-SS		NS-SS		NS-SS		NS-SS		NS-SS		NS-SS		NS-SS	
	MW-06-032521	3/25/2021	µg/L	1	U	1	U	1	U	3	U	1	U	1	U	5	U	--	
	--	7/13/2021	µg/L	NS-SS		NS-SS		NS-SS		NS-SS		NS-SS		NS-SS		NS-SS		NS-SS	
	--	11/17/2021	µg/L	NS-SS		NS-SS		NS-SS		NS-SS		NS-SS		NS-SS		NS-SS		NS-SS	
	MW-06-030222	3/2/2022	µg/L	1	U	1	U	1	U	3	U	1	U	1	U	5	U	--	
	MW-06-031423	3/14/2023	µg/L	1	U	1	U	1	U	3	U	1	U	1	U	5	U	--	
MW-06B	MW-06B-120717	12/7/2017	µg/L	1	U	1	U	1	U	3	U	1	U	1	U	5	U	--	
	MW-06B-030718	3/7/2018	µg/L	1	U	1	U	**3.63**		3	U	1	U	1	U	5	U	--	
	MW-06B-060718	6/7/2018	µg/L	1	U	1	U	**4.69**		3	U	1	U	1	U	5	U	--	
	MW-06B-091318	9/13/2018	µg/L	1	U	1	U	**1.17**		3	U	1	U	1	U	5	U	--	
	MW-06B-120618	12/6/2018	µg/L	1	U	1	U	**1.89**		3	U	1	U	1	U	5	U	--	
	MW-06B-030719	3/7/2019	µg/L	1	U	1	U	**1.42**		3	U	1	U	1	U	5	U	--	
	MW-06B-060419	6/4/2019	µg/L	1	U	1	U	**4.53**		3	U	1	U	1	U	5	U	--	
	MW-06B-091819	9/18/2019	µg/L	1	U	1	U	**3.52**		3	U	1	U	1	U	5	U	--	
	MW-06B-121819	12/18/2019	µg/L	1	U	1	U	**4.47**		3	U	1	U	1	U	5	U	--	
	MW-06B-031320	3/13/2020	µg/L	1	U	1	U	**1.56**		3	U	1	U	1	U	5	U	--	
	MW-06B-070720	7/7/2020	µg/L	1	U	1	U	**3.55**		3	U	1	U	1	U	5	U	--	
	MW-06B-111220	11/12/2020	µg/L	1	U	1	U	**2.35**		3	U	1	U	1	U	5	U	--	
	MW-06B-032521	3/25/2021	µg/L	1	U	1	U	**1.50**		3	U	1	U	1	U	5	U	--	
	MW-06B-071321	7/13/2021	µg/L	1	U	1	U	**4.22**		3	U	1	UJ	1	U	5	U	--	
	MW-06B-111821	11/18/2021	µg/L	1	U	1	U	**2.11**	**J**	3	U	1	U	1	U	5	U	--	
	MW-06B-030222	3/2/2022	µg/L	1	U	1	U	**4.57**		3	U	1	U	1	U	5	U	--	
	MW-06B-092122	9/21/2022	µg/L	1	U	1	U	**4.49**		3	U	1	U	1	U	5	U	--	
	MW-06B-031423	3/14/2023	µg/L	1	U	1	U	1	U	3	U	1	U	1	U	5	U	--	

Table 4B. Analytical Results for Groundwater, Historical

Products (SE) Pipe Line Corporation

Lewis Drive Remediation Site, Belton, South Carolina

Site ID #18693 "Kinder Morgan Belton Pipeline Release"

Location	Sample ID	Sample Date	Units	Analyte																	
				Benzene		Ethylbenzene		Toluene		Total Xylenes		1,2-DCA		MTBE		Naphthalene		EDB	
		RBSL[a]:	µg/L	5.0		700		1,000		10,000		5.0		40		25		0.05	
MW-06B	MW-06B-091223	9/12/2023	µg/L	1	U	1	U	**1.47**		3	U	1	U	1	U	5	UJ	--	
MW-07	--	7/27/2015	--	NS-IW		NS-IW		NS-IW		NS-IW		NS-IW		NS-IW		NS-IW		NS-IW	
	MW-07-012116	1/21/2016	µg/L	**1,060**		**389**		**5,210**		**2,620**		40	U[b]	40	U[b]	40	U[b]	0.02	U
	--	11/28/2016	--	NS-IW		NS-IW		NS-IW		NS-IW		NS-IW		NS-IW		NS-IW		NS-IW	
	MW-07-062917	6/29/2017	µg/L	**4,290**		**629**		**17,700**		**4,990**		250	U[b]	250	U[b]	1,250	U[b]	--	
	--	9/5/2017	--	NS-IW		NS-IW		NS-IW		NS-IW		NS-IW		NS-IW		NS-IW		NS-IW	
	--	10/3/2017	--	NS-IW		NS-IW		NS-IW		NS-IW		NS-IW		NS-IW		NS-IW		NS-IW	
	--	11/7/2017	--	NS-IW		NS-IW		NS-IW		NS-IW		NS-IW		NS-IW		NS-IW		NS-IW	
	--	12/4/2017	--	NS-IW		NS-IW		NS-IW		NS-IW		NS-IW		NS-IW		NS-IW		NS-IW	
	--	1/8/2018	--	NS-IW		NS-IW		NS-IW		NS-IW		NS-IW		NS-IW		NS-IW		NS-IW	
	--	2/6/2018	--	NS-IW		NS-IW		NS-IW		NS-IW		NS-IW		NS-IW		NS-IW		NS-IW	
	MW-07-030818	3/8/2018	µg/L	**4,550**		**802**		**14,100**		**7,520**		50	U[b]	50	U[b]	250	U[b]	--	
	--	4/6/2018	µg/L	NS-FP		NS-FP		NS-FP		NS-FP		NS-FP		NS-FP		NS-FP		NS-FP	
	MW-07-050318	5/3/2018	µg/L	**6,330**		**662**		**16,500**		**9,060**		250	U[b]	250	U[b]	1,250	U[b]	--	
	--	6/4/2018	--	NS-FP		NS-FP		NS-FP		NS-FP		NS-FP		NS-FP		NS-FP		NS-FP	
	MW-07-091218	9/12/2018	µg/L	**4,620**		**639**		**13,600**		**6,180**		1	U	1	U	**82.5**		--	
	MW-07-120618	12/6/2018	µg/L	**4,850**		**574**		**13,400**		**9,890**		100	U[b]	100	U[b]	500	U[b]	--	
	MW-07-021919	2/19/2019	µg/L	**5,360**		**516**		**12,400**		**7,280**		1	U	1	U	**6.32**		--	
	MW-07-030719	3/7/2019	µg/L	**3,110**		**147**		**5,780**		**4,110**		1	U	1	U	5	U	--	
	MW-07-051519	5/15/2019	µg/L	**2,030**		**169**		**3,440**		**3,110**		1	U	1	U	**9.44**		--	
	MW-07-060419	6/4/2019	µg/L	**1,940**		**168**		**3,390**		**2,740**		1	U	1	U	**6.90**		--	
	MW-07-082019	8/20/2019	µg/L	**2,120**		**340**		**4,750**		**3,650**		50	U[b]	50	U[b]	250	U[b]	--	
	MW-07-091919	9/19/2019	µg/L	**1,580**		**148**		**2,550**		**2,160**		50	U[b]	50	U[b]	250	U[b]	--	
	--	11/4/2019	--	NS-IW		NS-IW		NS-IW		NS-IW		NS-IW		NS-IW		NS-IW		NS-IW	
	--	12/16/2019	--	NS-IW		NS-IW		NS-IW		NS-IW		NS-IW		NS-IW		NS-IW		NS-IW	
	MW-07-021320	2/13/2020	µg/L	**487**		**463**		**3,100**		**5,530**		100	U[b]	100	U[b]	500	U[b]	--	
	MW-07-031120	3/11/2020	µg/L	**62.3**		**76.0**		**464**		**1,310**		5	U	5	U	**40.9**		--	
	MW-07-050620	5/6/2020	µg/L	**69.5**		**122**		**508**		**1,130**		5	U	5	U	**35.9**		--	
	MW-07-070920	7/9/2020	µg/L	**41.4**		**22.1**		**103**		**431**		1	U	1	U	**5.45**		--	
	MW-07-091820	9/18/2020	µg/L	**503**		**466**		**1,170**		**3,520**		1	U	1	U	**58.5**		--	
	MW-07-111220	11/12/2020	µg/L	**534**		**253**		**1,190**		**2,090**		1	U	1	U	**31.9**		--	
	MW-07-012021	1/20/2021	µg/L	**216**		**511**		**726**		**4,030**		25	U[b]	25	U[b]	125	U[b]	--	
	MW-07-032621	3/26/2021	µg/L	**16.5**		**37.0**		**19.9**		**346**		10	U[b]	10	U	50	U[b]	--	
	MW-07-051921	5/19/2021	µg/L	**99.4**		**251**		**165**		**1,820**		10	U[b]	10	U	50	UJ[b]	--	
	MW-07-071321	7/13/2021	µg/L	**474**		**266**		**932**		**2,080**		10	UJ[b]	10	U	50	UJ[b]	--	
	MW-07-091721	9/17/2021	µg/L	**602**		**496**		**1,280**		**3,100**		10	UJ[b]	10	U	**57.7**		--	
	MW-07-111821	11/18/2021	µg/L	**617**		**916**		**1,330**		**4,860**		10	U[b]	10	U	**103**		--	
	MW-07-030222	3/2/2022	µg/L	**31.1**		**239**		**131**		**1,840**		10	U[b]	10	U	50	U[b]	--	

Table 4B. Analytical Results for Groundwater, Historical

Products (SE) Pipe Line Corporation

Lewis Drive Remediation Site, Belton, South Carolina

Site ID #18693 "Kinder Morgan Belton Pipeline Release"

Location	Sample ID	Sample Date	Units	Analyte																	
				Benzene		Ethylbenzene		Toluene		Total Xylenes		1,2-DCA		MTBE		Naphthalene		EDB			
		RBSL[a]:	µg/L	5.0		700		1,000		10,000		5.0		40		25		0.05			
MW-07	MW-07-061422	6/14/2022	µg/L	**32.9**		**220**		**98.7**		**1,660**		10	U[b]	10	U	50	U[b]	--			
	--	9/19/2022	--	NS-IW		NS-IW		NS-IW		NS-IW		NS-IW		NS-IW		NS-IW		NS-IW			
	--	12/13/2022	--	NS-IW		NS-IW		NS-IW		NS-IW		NS-IW		NS-IW		NS-IW		NS-IW			
	MW-07-031423	3/14/2023	µg/L	10	U[b]	**50.1**		**21.8**		30	U	10	U[b]	10	U	50	U[b]	--			
	MW-07-061923	6/19/2023	µg/L	**20.9**		**72.5**		**26.4**		**391**		1	U	1	U	**7.41**		--			
	MW-07-091323	9/13/2023	µg/L	**94.9**		**311**		**257**		**1,900**		10	U[b]	10	U	50	U[b]	--			
	--	12/18/2023	--	NS-IW		NS-IW		NS-IW		NS-IW		NS-IW		NS-IW		NS-IW		NS-IW			
MW-08	MW-08-072815	7/28/2015	µg/L	5	U[b]	5	U	5	U	10	U	5	U[b]	5	U	5	U	0.02	U		
	MW-08-012616	1/26/2016	µg/L	1	U	1	U	1	U	2	U	1	U	1	U	1	U	0.02	U		
	MW-08-120616	12/6/2016	µg/L	1	U	1	U	**14.4**		**7.10**		1	U	1	U	1	U	--			
	MW-08-062917	6/29/2017	µg/L	1	U	1	U	1	U	3	U	1	U	1	U	5	U	--			
	MW-08-090817	9/8/2017	µg/L	1	U	1	U	1	U	3	U	1	U	1	U	5	U	--			
	MW-08-120717	12/7/2017	µg/L	1	U	1	U	1	U	3	U	1	U	1	U	5	U	--			
	MW-08-030718	3/7/2018	µg/L	1	U	1	U	1	U	3	U	1	U	1	U	5	U	--			
	MW-08-060618	6/6/2018	µg/L	1	U	1	U	1	U	3	U	1	U	1	U	5	U	--			
	MW-08-091318	9/13/2018	µg/L	1	U	1	U	1	U	3	U	1	U	1	U	5	U	--			
	--	12/3/2018	--	NS-PS		NS-PS		NS-PS		NS-PS		NS-PS		NS-PS		NS-PS		NS-PS			
	MW-08-030719	3/7/2019	µg/L	1	U	1	U	1	U	3	U	1	U	1	U	5	U	--			
	MW-08-060419	6/4/2019	µg/L	1	U	1	U	1	U	3	U	1	U	1	U	5	U	--			
	MW-08-091819	9/18/2019	µg/L	1	U	1	U	1	U	3	U	1	U	1	U	5	U	--			
	MW-08-121819	12/18/2019	µg/L	1	U	1	U	1	U	3	U	1	U	1	U	5	U	--			
	MW-08-031320	3/13/2020	µg/L	1	U	1	U	1	U	3	U	1	U	1	U	5	U	--			
	--	7/6/2020	µg/L	NS-SS		NS-SS		NS-SS		NS-SS		NS-SS		NS-SS		NS-SS		NS-SS			
	--	11/10/2020	µg/L	NS-SS		NS-SS		NS-SS		NS-SS		NS-SS		NS-SS		NS-SS		NS-SS			
	--	3/23/2021	µg/L	NS		NS		NS		NS		NS		NS		NS		NS			
	MW-08-071321	7/13/2021	µg/L	1	U	1	U	1	U	3	U	1	U	1	U	5	U	--			
	--	11/17/2021	µg/L	NS-SS		NS-SS		NS-SS		NS-SS		NS-SS		NS-SS		NS-SS		NS-SS			
	MW-08-030122	3/1/2022	µg/L	1	U	1	U	1	U	3	U	1	U	1	U	5	U	--			
	MW-08-031523	3/15/2023	µg/L	1	U	1	U	1	U	3	U	1	U	1	U	5	U	--			
MW-09	--	7/27/2015	--	NS-FP		NS-FP		NS-FP		NS-FP		NS-FP		NS-FP		NS-FP		NS-FP			
	--	1/19/2016	--	NS-FP		NS-FP		NS-FP		NS-FP		NS-FP		NS-FP		NS-FP		NS-FP			
	--	11/28/2016	--	NS-FP		NS-FP		NS-FP		NS-FP		NS-FP		NS-FP		NS-FP		NS-FP			
	MW-09-062917	6/29/2017	µg/L	**3,860**		**517**		**13,000**		**8,680**		200	U[b]	200	U[b]	1,000	U[b]	--			
	--	9/5/2017	--	NS-FP		NS-FP		NS-FP		NS-FP		NS-FP		NS-FP		NS-FP		NS-FP			
	MW-09-120717	12/7/2017	µg/L	**54.3**		**3.44**		**19.6**		**64.8**		1	U	**27.5**		5	U	--			
	MW-09-030718	3/7/2018	µg/L	**3.30**		1	U	**11.0**		**3.92**		1	U	**8.74**		5	U	--			
	MW-09-060618	6/6/2018	µg/L	**2.25**		1	U	**6.06**		**4.75**		1	U	**3.65**		5	U	--			
	MW-09-091318	9/13/2018	µg/L	1	U	1	U	1	U	3	U	1	U	**2.14**		5	U	--			

Table 4B. Analytical Results for Groundwater, Historical

Products (SE) Pipe Line Corporation

Lewis Drive Remediation Site, Belton, South Carolina

Site ID #18693 "Kinder Morgan Belton Pipeline Release"

Location	Sample ID	Sample Date	Units	Analyte																	
				Benzene		Ethylbenzene		Toluene		Total Xylenes		1,2-DCA		MTBE		Naphthalene		EDB	
		RBSL[a]:	µg/L	5.0		700		1,000		10,000		5.0		40		25		0.05	
MW-09	MW-09-120618	12/6/2018	µg/L	6.39		2.61		48.3		39.8		1	U	5.68		6.79		--	
	MW-09-030719	3/7/2019	µg/L	6.24		3.80		64.3		52.7		1	U	5.90		5	U	--	
	MW-09-060419	6/4/2019	µg/L	1	U	1	U	1.66		3	U	1	U	3.95		5	U	--	
	MW-09-091819	9/18/2019	µg/L	1	U	1	U	1	U	3	U	1	U	1.48		5	U	--	
	MW-09-121819	12/18/2019	µg/L	1	U	1	U	5.00		3.10		1	U	1.34		5	U	--	
	MW-09-031320	3/13/2020	µg/L	1	U	1	U	1	U	3	U	1	U	2.72		5	U	--	
	MW-09-070720	7/7/2020	µg/L	1	U	1	U	1	U	3	U	1	U	7.58		5	U	--	
	MW-09-111220	11/12/2020	µg/L	8.83		87.0		429		1,450		1	U	1	U	33.0		--	
	MW-09-032621	3/26/2021	µg/L	12.1		310		700		2,440		1	U	1	U	49.2		--	
	MW-09-071321	7/13/2021	µg/L	5	U	168		156		1,670		5	U	5	U	55.2		--	
	MW-09-111821	11/18/2021	µg/L	5	U	849		422	J	7,100		5	U	5	U	236		--	
	MW-09-030122	3/1/2022	µg/L	10	U[b]	87.9		10	U	370		10	U[b]	10	U	50	U		
	MW-09-092122	9/21/2022	µg/L	5.79		243		756		3,470		1	U	1	U	99.3		--	
	MW-09-121322	12/13/2022	µg/L	50	U	228		50	U	1,230		50	U[b]	50	U[b]	250	U[b]	--	
	MW-09-031523	3/15/2023	µg/L	10	U[b]	173		10	U	539		10	U[b]	10	U	50	U		
	MW-09-091223	9/12/2023	µg/L	10	U[b]	867		254		6,980		10	U[b]	10	U	263	J	--	
MW-09B	MW-09B-120717	12/7/2017	µg/L	21.8		24.7		82.1		179		1	U	4.72		11.9		--	
	MW-09B-030718	3/7/2018	µg/L	4.36		4.50		18.1		33.3		1	U	1.37		5	U	--	
	MW-09B-060618	6/6/2018	µg/L	17.1		16.5		66.5		139		1	U	3.61		8.09		--	
	MW-09B-091318	9/13/2018	µg/L	1	U	1	U	5.90		4.44		1	U	1	U	5	U	--	
	MW-09B-120618	12/6/2018	µg/L	2.19		2.14		8.22		16.8		1	U	1	U	5	U	--	
	MW-09B-030719	3/7/2019	µg/L	13.2		13.7		51.1		110		1	U	2.46		6.54		--	
	MW-09B-060419	6/4/2019	µg/L	1	U	1	U	1	U	3	U	1	U	1	U	5	U	--	
	MW-09B-091819	9/18/2019	µg/L	3.08		3.04		11.4		22.6		1	U	1	U	5	U	--	
	MW-09B-121819	12/18/2019	µg/L	4.11		4.57		16.8		34.2		1	U	1	U	5	U	--	
	MW-09B-031320	3/13/2020	µg/L	1	U	1	U	1.25		3	U	1	U	1	U	5	U	--	
	MW-09B-070720	7/7/2020	µg/L	2.66		2.42		10.5		19.1		1	U	1	U	5	U	--	
	MW-09B-111220	11/12/2020	µg/L	2.83		2.71		10.4		20.5		1	U	1	U	5	U	--	
	MW-09B-032621	3/26/2021	µg/L	1	U	1	U	1	U	4.63		1	U	1	U	5	U	--	
	MW-09B-071321	7/13/2021	µg/L	2.43		2.26		8.83		16.7		1	U	1	U	5	U	--	
	MW-09B-111821	11/18/2021	µg/L	1	U	1.23		3.78	J	7.58		1	U	1	U	5	U	--	
	MW-09B-030222	3/2/2022	µg/L	2.68		2.71		10.7		21.1		1	U	1	U	5	U	--	
	MW-09B-092122	9/21/2022	µg/L	1.22		1.27		4.90		9.80		1	U	1	U	5	U	--	
	MW-09B-031523	3/15/2023	µg/L	1.07		1.14		4.44		8.51		1	U	1	U	5	U	--	
	MW-09B-091223	9/12/2023	µg/L	1.40		1.38		5.39		9.82		1	U	1	U	5	UJ	--	
MW-10	MW-10-072815	7/28/2015	µg/L	5	U[b]	5	U	5	U	10	U	5	U[b]	5	U	5	U	0.019	U
	MW-10-012616	1/26/2016	µg/L	1	U	1	U	1	U	2	U	1	U	1	U	1	U	0.019	U
	MW-10-120616	12/6/2016	µg/L	1	U	1	U	1	U	1	U	1	U	1	U	1	U	--	

Table 4B. Analytical Results for Groundwater, Historical

Products (SE) Pipe Line Corporation

Lewis Drive Remediation Site, Belton, South Carolina

Site ID #18693 "Kinder Morgan Belton Pipeline Release"

Location	Sample ID	Sample Date	Units	Analyte																	
				Benzene		Ethylbenzene		Toluene		Total Xylenes		1,2-DCA		MTBE		Naphthalene		EDB	
		RBSL[a]:	µg/L	5.0		700		1,000		10,000		5.0		40		25		0.05	
MW-10	MW-10-050317	5/3/2017	µg/L	1	U	1	U	1	U	3	U	1	U	1	U	5	U	--	
	MW-10-062917	6/29/2017	µg/L	1	U	1	U	1	U	3	U	1	U	1	U	5	U	--	
	MW-10-071717	7/17/2017	µg/L	1	U	1	U	1	U	3	U	1	U	1	U	5	U	--	
	MW-10-080117	8/1/2017	µg/L	1	U	1	U	1	U	3	U	1	U	1	U	5	U	--	
	MW-10-090817	9/8/2017	µg/L	1	U	1	U	1	U	3	U	1	U	1	U	5	U	--	
	MW-10-100417	10/4/2017	µg/L	1	U	1	U	1	U	3	U	1	U	1	U	5	U	--	
	MW-10-110817	11/8/2017	µg/L	1	U	1	U	1	U	3	U	1	U	1	U	5	U	--	
	MW-10-120717	12/7/2017	µg/L	1	U	1	U	1	U	3	U	1	U	1	U	5	U	--	
	MW-10-010918	1/9/2018	µg/L	1	U	1	U	1	U	3	U	1	U	1	U	5	U	--	
	MW-10-020618	2/6/2018	µg/L	1	U	1	U	1	U	3	U	1	U	1	U	5	U	--	
	MW-10-030718	3/7/2018	µg/L	1	U	1	U	1	U	3	U	1	U	1	U	5	U	--	
	MW-10-040618	4/6/2018	µg/L	1	U	1	U	1	U	3	U	1	U	1	U	5	U	--	
	MW-10-050318	5/3/2018	µg/L	1	U	1	U	1	U	3	U	1	U	1	U	5	U	--	
	MW-10-060618	6/6/2018	µg/L	1	U	1	U	1	U	3	U	1	U	1	U	5	U	--	
	MW-10-071318	7/13/2018	µg/L	1	U	1	U	1	U	3	U	1	U	1	U	5	U	--	
	MW-10-091218	9/12/2018	µg/L	1	U	1	U	1	U	3	U	1	U	1	U	5	U	--	
	MW-10-120618	12/6/2018	µg/L	1	U	1	U	1	U	3	U	1	U	1	U	5	U	--	
	MW-10-030719	3/7/2019	µg/L	1	U	1	U	1	U	3	U	1	U	1	U	5	U	--	
	MW-10-060419	6/4/2019	µg/L	1	U	1	U	1	U	3	U	1	U	1	U	5	U	--	
	MW-10-091819	9/18/2019	µg/L	1	U	1	U	1	U	3	U	1	U	1	U	5	U	--	
	MW-10-121819	12/18/2019	µg/L	1	U	1	U	1	U	3	U	1	U	1	U	5	U	--	
	MW-10-031320	3/13/2020	µg/L	1	U	1	U	1	U	3	U	1	U	1	U	5	U	--	
	--	7/6/2020	µg/L	NS-SS		NS-SS		NS-SS		NS-SS		NS-SS		NS-SS		NS-SS		NS-SS	
	--	11/10/2020	µg/L	NS-SS		NS-SS		NS-SS		NS-SS		NS-SS		NS-SS		NS-SS		NS-SS	
	MW-10-032621	3/26/2021	µg/L	1	U	1	U	1	U	3	U	1	U	1	U	5	U	--	
	--	7/13/2021	µg/L	NS-SS		NS-SS		NS-SS		NS-SS		NS-SS		NS-SS		NS-SS		NS-SS	
	--	11/17/2021	µg/L	NS-SS		NS-SS		NS-SS		NS-SS		NS-SS		NS-SS		NS-SS		NS-SS	
	MW-10-030122	3/1/2022	µg/L	1	U	1	U	1	U	3	U	1	U	1	U	5	U	--	
	MW-10-031523	3/15/2023	µg/L	1	U	1	U	1	U	3	U	1	U	1	U	5	U	--	
MW-11	--	7/27/2015	--	NS-FP		NS-FP		NS-FP		NS-FP		NS-FP		NS-FP		NS-FP		NS-FP	
	MW-11-012616	1/26/2016	µg/L	**10,600**		**948**		**24,400**		**4,700**		10	U[b]	**432**		**123**		0.019	U
	--	11/28/2016	--	NS-IW		NS-IW		NS-IW		NS-IW		NS-IW		NS-IW		NS-IW		NS-IW	
	MW-11-062817	6/28/2017	µg/L	**10,900**		**2,140**		**29,600**		**11,700**		100	U[b]	**147**		500	U[b]	--	
	--	9/5/2017	--	NS-FP		NS-FP		NS-FP		NS-FP		NS-FP		NS-FP		NS-FP		NS-FP	
	--	12/4/2017	--	NS-FP		NS-FP		NS-FP		NS-FP		NS-FP		NS-FP		NS-FP		NS-FP	
	--	3/5/2018	--	NS-FP		NS-FP		NS-FP		NS-FP		NS-FP		NS-FP		NS-FP		NS-FP	
	--	6/4/2018	--	NS-FP		NS-FP		NS-FP		NS-FP		NS-FP		NS-FP		NS-FP		NS-FP	
	--	9/10/2018	--	NS-FP		NS-FP		NS-FP		NS-FP		NS-FP		NS-FP		NS-FP		NS-FP	

Table 4B. Analytical Results for Groundwater, Historical

Products (SE) Pipe Line Corporation

Lewis Drive Remediation Site, Belton, South Carolina

Site ID #18693 "Kinder Morgan Belton Pipeline Release"

Location	Sample ID	Sample Date	Units	Analyte																	
				Benzene		Ethylbenzene		Toluene		Total Xylenes		1,2-DCA		MTBE		Naphthalene		EDB	
		RBSL[a]:	µg/L	**5.0**		**700**		**1,000**		**10,000**		**5.0**		**40**		**25**		**0.05**	
MW-11	--	12/3/2018	--	NS-PS		NS-PS		NS-PS		NS-PS		NS-PS		NS-PS		NS-PS		NS-PS	
	MW-11-030619	3/6/2019	µg/L	**8,260**		**1,990**		**30,300**		**11,900**		200	U[b]	200	U[b]	1,000	U[b]	--	
	MW-11-060519	6/5/2019	µg/L	**6,940**		**1,660**		**22,500**		**9,020**		200	U[b]	200	U[b]	1,000	U[b]	--	
	MW-11-091919	9/19/2019	µg/L	**7,950**		**2,570**		**33,700**		**14,300**		500	U[b]	500	U[b]	2,500	U[b]	--	
	--	12/16/2019	--	NS-FP		NS-FP		NS-FP		NS-FP		NS-FP		NS-FP		NS-FP		NS-FP	
	MW-11-021820	2/18/2020	µg/L	**4,790**		**2,170**		**29,200**		**12,600**		500	U[b]	500	U[b]	2,500	U[b]	--	
	MW-11-031220	3/12/2020	µg/L	**6,220**		**2,790**		**31,700**		**16,000**		250	U[b]	250	U[b]	1,250	U[b]	--	
	--	5/4/2020	--	NS-SS		NS-SS		NS-SS		NS-SS		NS-SS		NS-SS		NS-SS		NS-SS	
	MW-11-070820	7/8/2020	µg/L	**4,540**		**2,210**		**30,300**		**13,900**		250	U[b]	250	U[b]	1,250	U[b]	--	
	MW-11-091620	9/16/2020	µg/L	**4,470**		**2,900**		**29,800**		**16,900**		250	U[b]	250	U[b]	1,250	U[b]	--	
	MW-11-111120	11/11/2020	µg/L	**2,990**		**1,720**		**16,300**		**9,660**		250	U[b]	250	U[b]	1,250	U[b]	--	
	MW-11-012021	1/20/2021	µg/L	**2,600**		**2,600**		**16,400**		**14,400**		250	U[b]	250	U[b]	1,250	U[b]	--	
	MW-11-032521	3/25/2021	µg/L	**3,300**		**2,320**		**11,300**		**12,600**		250	U[b]	250	U[b]	1,250	U[b]	--	
	MW-11-071421	7/14/2021	µg/L	**2,460**		**2,340**		**11,700**		**13,000**		250	U[b]	250	U[b]	1,250	U[b]	--	
	MW-11-111721	11/17/2021	µg/L	**2,720**		**2,950**		**12,000**		**15,000**		250	U[b]	250	U[b]	1,250	U[b]	--	
	MW-11-030122	3/1/2022	µg/L	**2,210**		**2,320**		**6,460**		**12,700**		250	U[b]	250	U[b]	1,250	U[b]	--	
	MW-11-061422	6/14/2022	µg/L	**1,120**		**1,700**		**3,510**		**9,110**		250	U[b]	250	U[b]	1,250	U[b]	--	
	MW-11-092022	9/20/2022	µg/L	**1,360**		**1,560**		**2,900**		**7,700**		250	U[b]	250	U[b]	1,250	U[b]	--	
	--	12/13/2022	--	NS-IW		NS-IW		NS-IW		NS-IW		NS-IW		NS-IW		NS-IW		NS-IW	
	MW-11-031523	3/15/2023	µg/L	**3,120**		**2,500**		**2,570**		**12,500**		250	U[b]	250	U[b]	1,250	U[b]	--	
	--	6/19/2023	--	NS-FP		NS-FP		NS-FP		NS-FP		NS-FP		NS-FP		NS-FP		NS-FP	
	--	9/11/2023	--	NS-FP		NS-FP		NS-FP		NS-FP		NS-FP		NS-FP		NS-FP		NS-FP	
	--	12/18/2023	--	NS-FP		NS-FP		NS-FP		NS-FP		NS-FP		NS-FP		NS-FP		NS-FP	
MW-12	MW-12-072815	7/28/2015	µg/L	**51.3**		5	U	**22.9**		**39.2**		5	U[b]	5	U	5	U	0.02	U
	--	1/19/2016	--	NS-FP		NS-FP		NS-FP		NS-FP		NS-FP		NS-FP		NS-FP		NS-FP	
	--	11/28/2016	--	NS-FP		NS-FP		NS-FP		NS-FP		NS-FP		NS-FP		NS-FP		NS-FP	
	--	3/13/2017	--	NS-FP		NS-FP		NS-FP		NS-FP		NS-FP		NS-FP		NS-FP		NS-FP	
	--	3/20/2017	--	NS-FP		NS-FP		NS-FP		NS-FP		NS-FP		NS-FP		NS-FP		NS-FP	
	--	3/31/2017	--	NS-FP		NS-FP		NS-FP		NS-FP		NS-FP		NS-FP		NS-FP		NS-FP	
	--	4/6/2017	--	NS-FP		NS-FP		NS-FP		NS-FP		NS-FP		NS-FP		NS-FP		NS-FP	
	MW-12-062817	6/28/2017	µg/L	**1,190**		**467**		**7,910**		**5,100**		50	U[b]	50	U[b]	250	U[b]	--	
	MW-12-090817	9/8/2017	µg/L	**648**		**436**		**3,470**		**4,440**		100	U[b]	100	U[b]	500	U[b]	--	
	MW-12-120617	12/6/2017	µg/L	**367**		**137**		**1,540**		**4,660**		10	U[b]	10	U	**54.4**		--	
	MW-12-030818	3/8/2018	µg/L	**486**		**25.2**		**1,880**		**1,980**		10	U[b]	10	U	50	U[b]	--	
	MW-12-060518	6/5/2018	µg/L	**16.3**		**2.51**		**181**		**249**		1	U	1	U	5	U	--	
	MW-12-091118	9/11/2018	µg/L	1	U	1	U	1	U	3	U	1	U	1	U	5	U	--	
	MW-12-120518	12/5/2018	µg/L	**5.81**		**2.75**		**9.08**		**72.0**		1	U	1	U	5	U	--	
	MW-12-030619	3/6/2019	µg/L	1	U	1	U	**3.94**		**4.86**		1	U	1	U	5	U	--	

Table 4B. Analytical Results for Groundwater, Historical

Products (SE) Pipe Line Corporation

Lewis Drive Remediation Site, Belton, South Carolina

Site ID #18693 "Kinder Morgan Belton Pipeline Release"

Location	Sample ID	Sample Date	Units	Analyte																	
				Benzene		Ethylbenzene		Toluene		Total Xylenes		1,2-DCA		MTBE		Naphthalene		EDB	
		RBSL[a]:	µg/L	5.0		700		1,000		10,000		5.0		40		25		0.05	
MW-12	MW-12-060519	6/5/2019	µg/L	1	U	1	U	1	U	3	U	1	U	1	U	5	U	--	
	MW-12-091919	9/19/2019	µg/L	1	U	1	U	1	U	3	U	1	U	1	U	5	U	--	
	MW-12-121719	12/17/2019	µg/L	1	U	1	U	1	U	3	U	1	U	1	U	5	U	--	
	MW-12-031020	3/10/2020	µg/L	1	U	1	U	1	U	3	U	1	U	1	U	5	U	--	
	MW-12-070820	7/8/2020	µg/L	1	U	1	U	1	U	3	U	1	U	1	U	5	U	--	
	MW-12-111220	11/12/2020	µg/L	1	U	1	U	1	U	3	U	1	U	1	U	5	U	--	
	MW-12-032521	3/25/2021	µg/L	1	U	1	U	1	U	3	U	1	U	1	U	5	U	--	
	MW-12-071421	7/14/2021	µg/L	1	U	1	U	1	U	**6.52**		1	U	1	U	5	U	--	
	MW-12-111821	11/18/2021	µg/L	**3.00**		1	U	1	U	**6.72**		1	U	1	U	5	U	--	
	MW-12-030122	3/1/2022	µg/L	1	U	1	U	1	U	3	U	1	U	1	U	5	U	--	
	MW-12-092122	9/21/2022	µg/L	**18.4**		1	U	1	U	3	U	1	U	1	U	5	U	--	
	MW-12-031423	3/14/2023	µg/L	1	U	1	U	1	U	3	U	1	U	1	U	5	U	--	
	MW-12-091323	9/13/2023	µg/L	**9.54**		**8.28**		**1.01**		3	U	1	U	1	U	**9.36**		--	
MW-12B	MW-12B-012616	1/26/2016	µg/L	**228**		**31.4**		**193**		**532**		1	U	**5.40**		**14.6**		0.019	U
	MW-12B-113016	11/30/2016	µg/L	1	U	1	U	1	U	1	U	1	U	1	U	1	U	--	
	MW-12B-031417	3/14/2017	µg/L	1	U	1	U	1	U	3	U	1	U	1	U	5	U	--	
	MW-12B-032017	3/20/2017	µg/L	1	U	1	U	1	U	3	U	1	U	1	U	5	U	--	
	MW-12B-033117	3/31/2017	µg/L	1	U	1	U	1	U	3	U	1	U	1	U	5	U	--	
	MW-12B-040617	4/6/2017	µg/L	1	U	1	U	1	U	3	U	1	U	1	U	5	U	--	
	MW-12B-062817	6/28/2017	µg/L	**30.1**		1	U	**7.28**		**14.3**		1	U	**11.8**		5	U	--	
	MW-12B-090817	9/8/2017	µg/L	**126**		**3.81**		**16.8**		**256**		1	U	1	U	**12.0**		--	
	MW-12B-120617	12/6/2017	µg/L	**1.01**		1	U	1	U	3	U	1	U	1	U	5	U	--	
	MW-12B-030818	3/8/2018	µg/L	**3.06**		1	U	1	U	3	U	1	U	1	U	5	U	--	
	MW-12B-060518	6/5/2018	µg/L	**275**		**58.7**		**20.9**		**171**		1	U	1	U	**22.5**		--	
	MW-12B-091118	9/11/2018	µg/L	**246**		**39.8**		**2.87**		**68.0**		1	U	1	U	**18.7**		--	
	MW-12B-120518	12/5/2018	µg/L	**240**		**57.7**		**29.5**		**160**		1	U	1	U	**17.7**		--	
	MW-12B-030619	3/6/2019	µg/L	**309**		**70.4**		**19.6**		**201**		1	U	1	U	**36.7**		--	
	MW-12B-060519	6/5/2019	µg/L	**88.4**		**38.0**		5	U	**15.2**		5	U	5	U	25	U	--	
	MW-12B-082219	8/22/2019	µg/L	**27.0**		**3.54**		1	U	3	U	1	U	1	U	**5.94**		--	
	MW-12B-091919	9/19/2019	µg/L	**23.1**		**2.33**		1	U	3	U	1	U	1	U	5	U	--	
	MW-12B-110619	11/6/2019	µg/L	**2.73**		1	U	1	U	3	U	1	U	1	U	5	U	--	
	MW-12B-122019	12/20/2019	µg/L	**1.09**		1	U	1	U	3	U	1	U	1	U	5	U	--	
	MW-12B-021120	2/11/2020	µg/L	**64.9**		**22.9**		**3.75**		**74.6**		1	U	1	U	**23.1**		--	
	MW-12B-031220	3/12/2020	µg/L	**22.6**		1	U	**1.27**		**6.05**		1	U	1	U	**8.14**		--	
	MW-12B-050620	5/6/2020	µg/L	**23.9**		1	U	1	U	3	U	1		1		**9.01**		--	
	MW-12B-070820	7/8/2020	µg/L	**10.7**		1	U	1	U	3	U	1		1		**6.58**		--	
	MW-12B-091620	9/16/2020	µg/L	**19.5**		**1.38**		**2.81**		**4.89**		1	U	1	U	**6.53**		--	
	MW-12B-111220	11/12/2020	µg/L	**5.65**		1	U	1	U	3	U	1	U	1	U	5	U	--	

Table 4B. Analytical Results for Groundwater, Historical

Products (SE) Pipe Line Corporation

Lewis Drive Remediation Site, Belton, South Carolina

Site ID #18693 "Kinder Morgan Belton Pipeline Release"

Location	Sample ID	Sample Date	Units	Analyte																	
				Benzene		Ethylbenzene		Toluene		Total Xylenes		1,2-DCA		MTBE		Naphthalene		EDB	
		RBSL[a]:	µg/L	5.0		700		1,000		10,000		5.0		40		25		0.05	
MW-12B	MW-12B-012021	1/20/2021	µg/L	**3.89**		1	U	1	U	3	U	1	U	1	U	5	U	--	
	MW-12B-032521	3/25/2021	µg/L	**4.50**		1	U	1	U	3	U	1	U	1	U	5	U	--	
	MW-12B-071421	7/14/2021	µg/L	1	U	1	U	1	U	3	U	1	U	1	U	5	U	--	
	MW-12B-111821	11/18/2021	µg/L	1	U	1	U	1	U	3	U	1	U	1	U	5	U	--	
	MW-12B-030222	3/2/2022	µg/L	1	U	1	U	1	U	3	U	1	U	1	U	5	U	--	
	MW-12B-092122	9/21/2022	µg/L	1	U	1	U	1	U	3	U	1	U	1	U	5	UJ	--	
	MW-12B-031423	3/14/2023	µg/L	1	U	1	U	1	U	3	U	1	U	1	U	5	U	--	
	MW-12B-091323	9/13/2023	µg/L	1	U	1	U	1	U	3	U	1	U	1	U	5	U	--	
MW-13	--	7/27/2015	--	NS-IW		NS-IW		NS-IW		NS-IW		NS-IW		NS-IW		NS-IW		NS-IW	
	MW-13-012816	1/28/2016	µg/L	**2.00**		1	U	**12.5**		**6.90**		1	U	1	U	1	U	0.02	U
	--	11/28/2016	--	NS-IW		NS-IW		NS-IW		NS-IW		NS-IW		NS-IW		NS-IW		NS-IW	
	MW-13-062917	6/29/2017	µg/L	**1.18**		1	U	**3.39**		3	U	1	U	1	U	5	U	--	
	--	9/5/2017	--	NS-IW		NS-IW		NS-IW		NS-IW		NS-IW		NS-IW		NS-IW		NS-IW	
	--	12/4/2017	--	NS-IW		NS-IW		NS-IW		NS-IW		NS-IW		NS-IW		NS-IW		NS-IW	
	MW-13-030618	3/6/2018	µg/L	**6.98**		**1.14**		**15.3**		**4.55**		1	U	1	U	5	U	--	
	MW-13-060618	6/6/2018	µg/L	**44.2**		**4.25**		**86.2**		**19.9**		1	U	1	U	5	U	--	
	--	9/10/2018	--	NS-IW		NS-IW		NS-IW		NS-IW		NS-IW		NS-IW		NS-IW		NS-IW	
	MW-13-120718	12/7/2018	µg/L	**83.4**		**9.62**		**158**		**23.6**		1	U	1	U	5	U	--	
	MW-13-030619	3/6/2019	µg/L	**326**		**10.9**		**132**		**120**		1	U	1	U	5	U	--	
	MW-13-060519	6/5/2019	µg/L	**35.2**		5	U	5	U	**19.6**		5	U	5	U	25	U	--	
	--	9/16/2019	--	NS-IW		NS-IW		NS-IW		NS-IW		NS-IW		NS-IW		NS-IW		NS-IW	
	--	12/16/2019	--	NS-IW		NS-IW		NS-IW		NS-IW		NS-IW		NS-IW		NS-IW		NS-IW	
	MW-13-031120	3/11/2020	µg/L	**1000**		**4.59**		**30.5**		**23.3**		1	U	**133**		**6.17**	**J**	--	
	--	5/4/2020	--	NS-SS		NS-SS		NS-SS		NS-SS		NS-SS		NS-SS		NS-SS		NS-SS	
	MW-13-070820	7/8/2020	µg/L	**13,400**		**1,310**		**29,600**		**7,750**		50	U[b]	50	U[b]	250	U[b]	--	
	MW-13-091520	9/15/2020	µg/L	**4,510**		**349**		**380**		**1,710**		50	U[b]	50	U[b]	250	U[b]	--	
	--	11/10/2020	--	NS-IW		NS-IW		NS-IW		NS-IW		NS-IW		NS-IW		NS-IW		NS-IW	
	MW-13-012021	1/20/2021	µg/L	**288**		**39.8**		**18.1**		**454**		10	U[b]	10	U	50	U[b]	--	
	MW-13-032621	3/26/2021	µg/L	**209**		10	U	**65.1**		**147**		10	U[b]	10	U	50	U[b]	--	
	MW-13-071421	7/14/2021	µg/L	**79.7**		**19.9**		10.0	U	**270**		10	U[b]	10	U	50	U[b]	--	
	MW-13-111821	11/18/2021	µg/L	**16.9**		**23.9**		10.0	UJ	**223**		10	U[b]	10	U	50	U[b]	--	
	MW-13-030222	3/2/2022	µg/L	**5.95**		**3.37**		**10.6**		**33.7**		1	U	1	U	5	U	--	
	--	9/19/2022	--	NS-IW		NS-IW		NS-IW		NS-IW		NS-IW		NS-IW		NS-IW		NS-IW	
	--	12/13/2022	--	NS-IW		NS-IW		NS-IW		NS-IW		NS-IW		NS-IW		NS-IW		NS-IW	
	MW-13-031523	3/15/2023	µg/L	1	U	1	U	1	U	3	U	1	U	1	U	5	U	--	
	MW-13-091323	9/13/2023	µg/L	**1.43**		1	U	1	U	3	U	1	U	1	U	5	UJ	--	
MW-13B	MW-13B-012816	1/28/2016	µg/L	**367**		1	U	**5.60**		**59.5**		1	U	**119**		1	U	0.02	U
	MW-13B-113016	11/30/2016	µg/L	**550**		**5.10**		**21.2**		**140**		5	U[b]	**158**		**7.90**		--	

Table 4B. Analytical Results for Groundwater, Historical

Products (SE) Pipe Line Corporation

Lewis Drive Remediation Site, Belton, South Carolina

Site ID #18693 "Kinder Morgan Belton Pipeline Release"

Location	Sample ID	Sample Date	Units	Analyte																	
				Benzene		Ethylbenzene		Toluene		Total Xylenes		1,2-DCA		MTBE		Naphthalene		EDB	
		RBSL[a]:	µg/L	5.0		700		1,000		10,000		5.0		40		25		0.05	
MW-13B	MW-13B-062817	6/28/2017	µg/L	**308**		**3.09**		**10.3**		**103**		1	U	**121**		**5.13**		--	
	MW-13B-090817	9/8/2017	--	NS-SL		NS-SL		NS-SL		NS-SL		NS-SL		NS-SL		NS-SL		NS-SL	
	MW-13B-110817	11/8/2017	µg/L	**325**		**3.42**		**19.0**		**91.6**		1	U	**173**		**5.55**		--	
	MW-13B-120617	12/6/2017	µg/L	**269**		**3.97**		**24.4**		**100**		1	U	**140**		**8.83**		--	
	MW-13B-030718	3/7/2018	µg/L	**252**		**3.13**		**12.1**		**60.2**		1	U	**175**		**6.44**		--	
	MW-13B-060618	6/6/2018	µg/L	**498**		**47.7**		**469**		**282**		1	U	**148**		**8.47**		--	
	MW-13B-091218	9/12/2018	µg/L	**402**		**42.5**		**503**		**271**		1	U	**141**		5	U	--	
	MW-13B-120618	12/6/2018	µg/L	**614**		**93.5**		**823**		**516**		1	U	**139**		**10.8**		--	
	MW-13B-030619	3/6/2019	µg/L	**445**		**53.1**		**679**		**383**		1	U	**143**		**8.60**		--	
	MW-13B-060519	6/5/2019	µg/L	**195**		**25.3**		**302**		**194**		5	U	**140**		25	U	--	
	MW-13B-091819	9/18/2019	µg/L	**408**		**71.2**		**325**		**446**		1	U	**142**		**14.0**		--	
	MW-13B-121819	12/18/2019	µg/L	**257**		**18.0**		**166**		**155**		1	U	**132**		**5.60**		--	
	MW-13B-021820	2/18/2020	µg/L	**1,320**		5	U	**52.3**		**21.1**		5	U	**115**		250	U[b]	--	
	MW-13B-031120	3/11/2020	µg/L	**4,690**		**217**		**8,870**		**1,530**		20	U[b]	20	U	100	U[b]	--	
	MW-13B-050620	5/6/2020	µg/L	**991**		**41.8**		**106**		**293**		5	U	**145**		25	U	--	
	MW-13B-070920	7/9/2020	µg/L	**2,170**		50	U	**55.6**		150	U	50	U[b]	**192**		250	U[b]	--	
	MW-13B-091820	9/18/2020	µg/L	**3,270**		**52.1**		**69.7**		150	U	50	U[b]	**199**		250	U[b]	--	
	MW-13B-111220	11/12/2020	µg/L	**2,000**		**56.3**		**67.6**		150	U	50	U[b]	**178**		250	U[b]	--	
	MW-13B-012021	1/20/2021	µg/L	**1,210**		50	U	**51.5**		150	U	50	U[b]	**157**		250	U[b]	--	
	MW-13B-032621	3/26/2021	µg/L	**1,060**		50	U	**67.5**		**152**		50	U[b]	**186**		250	U[b]	--	
	MW-13B-071421	7/14/2021	µg/L	**8.50**		5	U	5	U	15	U	5	U	**178**		25	U	--	
	MW-13B-111821	11/18/2021	µg/L	**821**		**11.8**		**21.4**	**J**	**40.0**		5	U	**161**		25	U	--	
	MW-13B-030222	3/2/2022	µg/L	**205**		5	U	5	U	15	U	5	U	**122**		25	U	--	
	MW-13B-092122	9/21/2022	µg/L	**538**		**2.02**		**3.44**		3	U	1	U	**128**		5	UJ	--	
	MW-13B-031523	3/15/2023	µg/L	**517**		5	U	5	U	15	U	5	U	**105**		25	U	--	
	MW-13B-091323	9/13/2023	µg/L	**160**		5	U	5	U	15	U	5	U[b]	**91.2**		25	U	--	
MW-14	MW-14-072815	7/28/2015	µg/L	5	U[b]	5	U	5	U	10	U	5	U[b]	5	U	5	U	0.02	U
	MW-14-012816	1/28/2016	µg/L	1	U	1	U	1	U	2	U	1	U	1	U	1	U	0.019	U
	MW-14-113016	11/30/2016	µg/L	1	U	1	U	1	U	1	U	1	U	1	U	1	U	--	
	MW-14-062817	6/28/2017	µg/L	1	U	1	U	1	U	3	U	1	U	1	U	5	U	--	
	MW-14-090817	9/8/2017	µg/L	1	U	1	U	1	U	3	U	1	U	1	U	5	U	--	
	MW-14-120617	12/6/2017	µg/L	1	U	1	U	1	U	3	U	1	U	1	U	5	U	--	
	MW-14-030718	3/7/2018	µg/L	1	U	1	U	1	U	3	U	1	U	1	U	5	U	--	
	MW-14-060618	6/6/2018	µg/L	1	U	1	U	1	U	3	U	1	U	1	U	5	U	--	
	MW-14-091218	9/12/2018	µg/L	1	U	1	U	1	U	3	U	1	U	1	U	5	U	--	
	MW-14-120618	12/6/2018	µg/L	1	U	1	U	1	U	3	U	1	U	1	U	5	U	--	
	MW-14-030619	3/6/2019	µg/L	1	U	1	U	1	U	3	U	1	U	1	U	5	U	--	
	MW-14-060519	6/5/2019	µg/L	1	U	1	U	1	U	3	U	1	U	1	U	5	U	--	

Table 4B. Analytical Results for Groundwater, Historical

Products (SE) Pipe Line Corporation

Lewis Drive Remediation Site, Belton, South Carolina

Site ID #18693 "Kinder Morgan Belton Pipeline Release"

Location	Sample ID	Sample Date	Units	Analyte																	
				Benzene		Ethylbenzene		Toluene		Total Xylenes		1,2-DCA		MTBE		Naphthalene		EDB	
		RBSL[a]:	µg/L	5.0		700		1,000		10,000		5.0		40		25		0.05	
MW-14	MW-14-091819	9/18/2019	µg/L	1	U	1	U	1	U	3	U	1	U	**2.02**		5	U	--	
	MW-14-121819	12/18/2019	µg/L	1	U	1	U	1	U	3	U	1	U	**6.65**		5	U	--	
	MW-14-031120	3/11/2020	µg/L	1	U	1	U	1	U	3	U	1	U	1	U	5	U	--	
	MW-14-070820	7/8/2020	µg/L	1	U	1	U	1	U	3	U	1	U	**1.03**		5	U	--	
	MW-14-111220	11/12/2020	µg/L	1	U	1	U	1	U	3	U	1	U	**3.22**		5	U	--	
	MW-14-032621	3/26/2021	µg/L	1	U	1	U	1	U	3	U	1	U	1	U	5	U	--	
	MW-14-071421	7/14/2021	µg/L	**75.2**		**20.2**		**6.82**		**349**		1	U	1	U	5	U	--	
	MW-14-111821	11/18/2021	µg/L	1	U	1	U	1	UJ	3	U	1	U	**2.76**		5	U	--	
	MW-14-030222	3/2/2022	µg/L	1	U	1	U	1	U	3	U	1	U	1	U	5	U	--	
	MW-14-061422	6/14/2022	µg/L	1	U	1	U	1	U	3	U	1	U	**1.19**		5	U	--	
	MW-14-092122	9/21/2022	µg/L	1	U	1	U	1	U	3	U	1	U	**1.73**		5	UJ	--	
	MW-14-121322	12/13/2022	µg/L	1	U	1	U	1	U	3	U	1	U	**1.50**		5	U	--	
	MW-14-031523	3/15/2023	µg/L	1	U	1	U	1	U	3	U	1	U	1	U	5	U	--	
	MW-14-062023	6/20/2023	µg/L	1	U	1	U	1	U	3	U	1	U	1	U	5	U	--	
	MW-14-091323	9/13/2023	µg/L	1	U	1	U	1	U	3	U	1	U	**1.39**		5	U	--	
	MW-14-121923	12/19/2023	µg/L	1	U	1	U	1	U	3	U	1	U	**1.85**	**J**	5	U	--	
MW-14B	MW-14B-052516	5/25/2016	µg/L	**5.00**		1	U	1	U	**4.40**		1	U	**17.2**		1	U	0.02	U
	MW-14B-113016	11/30/2016	µg/L	**10.5**		1	U	**1.10**		**5.50**		1	U	**19.7**		1	U	--	
	MW-14B-062817	6/28/2017	µg/L	**38.1**		**1.34**		**2.56**		**19.1**		1	U	**36.2**		5	U	--	
	MW-14B-090817	9/8/2017	µg/L	**6.81**		1	U	1	U	**6.67**		1	U	**18.7**		5	U	--	
	MW-14B-120617	12/6/2017	µg/L	**8.82**		1	U	1	U	**6.91**		1	U	**24.4**		5	U	--	
	MW-14B-030718	3/7/2018	µg/L	**3.57**		1	U	1	U	**5.60**		1	U	**9.28**		5	U	--	
	MW-14B-060418	6/6/2018	µg/L	**8.63**		1	U	1	U	**5.77**		1	U	**22.1**		5	U	--	
	MW-14B-091218	9/12/2018	µg/L	**3.32**		1	U	1	U	**3.61**		1	U	**7.86**		5	U	--	
	MW-14B-120618	12/6/2018	µg/L	**3.56**		1	U	**1.40**		**6.34**		1	U	**6.56**		5	U	--	
	MW-14B-030619	3/6/2019	µg/L	**2.70**		1	U	1	U	3	U	1	U	**8.83**		5	U	--	
	MW-14B-060519	6/5/2019	µg/L	**9.13**		1	U	**1.01**		**6.57**		1	U	**17.7**		5	U	--	
	MW-14B-091819	9/18/2019	µg/L	**1.74**		1	U	1	U	**4.57**		1	U	**11.1**		5	U	--	
	MW-14B-121819	12/18/2019	µg/L	**5.69**		1	U	1	U	**4.86**		1	U	**10.7**		5	U	--	
	MW-14B-031120	3/11/2020	µg/L	**12.8**		1	U	1	U	**3.38**		1	U	**11.7**		5	U	--	
	MW-14B-070820	7/8/2020	µg/L	**14.6**		1	U	1	U	**3.63**		1	U	**12.3**		5	U	--	
	MW-14B-111220	11/12/2020	µg/L	1	U	1	U	1	U	3	U	1	U	**6.63**		5	U	--	
	MW-14B-032621	3/26/2021	µg/L	**18.3**		1	U	1	U	**3.50**		1	U	**10.6**		5	U	--	
	MW-14B-071421	7/14/2021	µg/L	**712**		**17.7**		**27.0**		**63.2**		1	U	**170**		**5.79**		--	
	MW-14B-111821	11/18/2021	µg/L	**9.59**		1	U	1	U	**3.42**		1	U	**15.3**		5	U	--	
	MW-14B-030222	3/2/2022	µg/L	**1.66**		1	U	1	U	3	U	1	U	**10.6**		5	U	--	
	MW-14B-061422	6/14/2022	µg/L	**8.40**		1	U	1	U	**4.94**		1	U	**16.4**		5	U	--	
	MW-14B-092122	9/21/2022	µg/L	**7.30**		1	U	1	U	**3.54**		1	U	**19.4**		5	UJ	--	

Table 4B. Analytical Results for Groundwater, Historical

Products (SE) Pipe Line Corporation

Lewis Drive Remediation Site, Belton, South Carolina

Site ID #18693 "Kinder Morgan Belton Pipeline Release"

Location	Sample ID	Sample Date	Units	Analyte															
				Benzene		Ethylbenzene		Toluene		Total Xylenes		1,2-DCA		MTBE		Naphthalene		EDB	
		RBSL[a]:	µg/L	5.0		700		1,000		10,000		5.0		40		25		0.05	
MW-14B	MW-14B-121322	12/13/2022	µg/L	**1.49**		1	U	1	U	3	U	1	U	**11.2**		5	U	--	
	MW-14B-031523	3/15/2023	µg/L	**1.16**		1	U	1	U	3	U	1	U	**7.41**		5	U	--	
	MW-14B-062023	6/20/2023	µg/L	**2.46**		1	U	1	U	3	U	1	U	**12.2**		5	U	--	
	MW-14B-091323	9/13/2023	µg/L	**4.71**		1	U	1	U	**3.32**		1	U	**15.7**		5	U	--	
	MW-14B-121923	12/19/2023	µg/L	**1.18**		1	U	1	U	3	U	1	U	**11.6**	**J**	5	U	--	
MW-15	MW-15-080415	8/4/2015	µg/L	5	U[b]	5	U	5	U	10	U	5	U[b]	5	U	5	U	0.019	U
	MW-15-012816	1/28/2016	µg/L	1	U	1	U	1	U	2	U	1	U	1	U	1	U	0.02	U
	MW-15-120716	12/7/2016	µg/L	**3,680**		**139**		**422**		**2,280**		25	U[b]	**188**		**43.8**		--	
	MW-15-031417	3/14/2017	µg/L	**1,960**		**72.1**		**324**		**1,320**		25	U[b]	**161**		125	U[b]	--	
	MW-15-032017	3/20/2017	µg/L	**3,390**		**103**		**505**		**2,460**		50	U[b]	**194**		250	U[b]	--	
	MW-15-033117	3/31/2017	µg/L	**2,850**		**65.4**		**444**		**1,860**		20	U[b]	**221**		100	U[b]	--	
	MW-15-040617	4/6/2017	µg/L	**1,790**		**60.6**		**465**		**886**		25	U[b]	**181**		125	U[b]	--	
	MW-15-062817	6/28/2017	µg/L	**72.7**		25	U	**28.8**		**110**		25	U[b]	**91.8**		125	U[b]	--	
	MW-15-090817	9/8/2017	µg/L	**454**		**24.0**		**567**		**338**		5	U[b]	**193**		25	U[b]	--	
	MW-15-120617	12/6/2017	µg/L	1	U	1	U	**1.60**		**4.64**		1	U	**140**		5	U	--	
	MW-15-030818	3/8/2018	µg/L	**53.1**		**2.75**		**89.9**		**53.1**		1	U	**85.0**		5	U	--	
	MW-15-060618	6/6/2018	µg/L	**52.2**		**4.11**		**81.4**		**46.5**		1	U	**63.8**		5	U	--	
	MW-15-091218	9/12/2018	µg/L	**14.6**		1	U	**27.9**		**16.0**		1	U	**72.2**		5	U	--	
	MW-15-120618	12/6/2018	µg/L	1	U	1	U	1	U	3	U	1	U	**15.9**		5	U	--	
	MW-15-030619	3/6/2019	µg/L	1	U	1	U	1	U	3	U	1	U	**2.57**		5	U	--	
	MW-15-060519	6/5/2019	µg/L	**1.03**		1	U	1	U	3	U	1	U	**4.33**		5	U	--	
	MW-15-091919	9/19/2019	µg/L	**1.25**		1	U	1	U	3	U	1	U	**4.73**		5	U	--	
	MW-15-121819	12/18/2019	µg/L	1	U	1	U	1	U	3	U	1	U	**3.33**		5	U	--	
	MW-15-031020	3/10/2020	µg/L	1	U	1	U	1	U	3	U	1	U	**4.19**		5	U	--	
	MW-15-070820	7/8/2020	µg/L	1	U	1	U	1	U	3	U	1	U	1	U	5	U	--	
	MW-15-111220	11/12/2020	µg/L	1	U	1	U	1	U	3	U	1	U	**2.41**		5	U	--	
	MW-15-032521	3/25/2021	µg/L	1	U	1	U	1	U	3	U	1	UJ	**1.35**		5	U	--	
	MW-15-071421	7/14/2021	µg/L	1	U	1	U	1	U	3	U	1	U	1	U	5	U	--	
	MW-15-111821	11/18/2021	µg/L	1	U	1	U	1	U	3	U	1	U	1	U	5	U	--	
	MW-15-030122	3/1/2022	µg/L	1	U	1	U	1	U	3	U	1	U	1	U	5	U	--	
	--	9/19/2022	--	NS-IW		NS-IW		NS-IW		NS-IW		NS-IW		NS-IW		NS-IW		NS-IW	
	MW-15-031523	3/15/2023	µg/L	1	U	1	U	1	U	3	U	1	U	1	U	5	U	--	
	MW-15-091323	9/13/2023	µg/L	1	U	1	U	1	U	3	U	1	U	1	U	5	UJ	--	
MW-15B	MW-15B-080415	8/4/2015	µg/L	5	U[b]	5	U	5	U	10	U	5	U[b]	5	U	5	U	0.019	U
	MW-15B-012816	1/28/2016	µg/L	**4.80**		1	U	**2.00**		**3.90**		1	U	1	U	1	U	0.02	U
	MW-15B-113016	11/30/2016	µg/L	**337**		**34.0**		**565**		**194**		5	U[b]	**26.7**		**5**		--	
	MW-15B-031417	3/14/2017	µg/L	**2,160**		**248**		**4,580**		**1,500**		100	U[b]	**118**		500	U[b]	--	
	MW-15B-032017	3/20/2017	µg/L	**615**		**88.6**		**1,270**		**555**		25	U[b]	**67.5**		125	U[b]	--	

Table 4B. Analytical Results for Groundwater, Historical

Products (SE) Pipe Line Corporation

Lewis Drive Remediation Site, Belton, South Carolina

Site ID #18693 "Kinder Morgan Belton Pipeline Release"

Location	Sample ID	Sample Date	Units	Analyte																	
				Benzene		Ethylbenzene		Toluene		Total Xylenes		1,2-DCA		MTBE		Naphthalene		EDB	
		RBSL[a]:	µg/L	5.0		700		1,000		10,000		5.0		40		25		0.05	
MW-15B	MW-15B-033117	3/31/2017	µg/L	**1,630**		**205**		**3,240**		**1,180**		50	U[b]	**115**		250	U[b]	--	
	MW-15B-040617	4/6/2017	µg/L	**1,020**		**132**		**2,020**		**789**		25	U[b]	**84.7**		125	U[b]	--	
	MW-15B-062817	6/28/2017	µg/L	**1,510**		**145**		**3,520**		**1,280**		100	U[b]	100	U[b]	500	U[b]	--	
	MW-15B-090817	9/8/2017	µg/L	**1,820**		**164**		**3,560**		**1,210**		50	U[b]	**133**		250	U[b]	--	
	MW-15B-120617	12/6/2017	µg/L	**1,760**		**239**		**3,630**		**1,380**		1	U	**135**		**37.6**		--	
	MW-15B-030818	3/8/2018	µg/L	**1,290**		**151**		**3,140**		**1,070**		25	U[b]	**93.2**		125	U[b]	--	
	MW-15B-060618	6/6/2018	µg/L	**968**		**82.8**		**1,990**		**791**		1	U	**109**		**12.8**		--	
	MW-15B-091218	9/12/2018	µg/L	**947**		**122**		**2,270**		**820**		1	U	**111**		**15.9**		--	
	MW-15B-120618	12/6/2018	µg/L	**725**		**96.4**		**1,890**		**777**		1	U	**71.8**		**11.7**		--	
	MW-15B-021919	2/19/2019	µg/L	**686**		**71.2**		**1,420**		**621**		1	U	**92.3**		**12.6**		--	
	MW-15B-030619	3/6/2019	µg/L	**729**		**78.3**		**1,580**		**649**		1	U	**91.2**		**15.4**		--	
	MW-15B-051519	5/15/2019	µg/L	**721**		**118**		**1,180**		**526**		1	U	**96.6**		**19.5**		--	
	MW-15B-060519	6/5/2019	µg/L	**590**		**48.4**		**1,090**		**492**		10	U[b]	**98.0**		50	U[b]	--	
	MW-15B-082219	8/22/2019	µg/L	**2,340**		200	U	**3,060**		**1,440**		1	U	**139**		**33.5**		--	
	MW-15B-091919	9/19/2019	µg/L	**3,870**		**260**		**3,920**		**2,720**		100	U[b]	**188**		500	U[b]	--	
	MW-15B-110619	11/6/2019	µg/L	**135**		**9.77**		**105**		**101**		1	U	**8.82**		5	U	--	
	MW-15B-122019	12/20/2019	µg/L	**4,200**		**238**		**2,690**		**2,260**		10	U[b]	**212**		50	U[b]	--	
	MW-15B-021320	2/13/2020	µg/L	**4,680**		**212**		**1,830**		**2,080**		10	U[b]	**208**		**57.8**		--	
	MW-15B-031120	3/11/2020	µg/L	**4,380**		**211**		**1,620**		**2,080**		100	U[b]	**260**		500	U[b]	--	
	MW-15B-050620	5/6/2020	µg/L	**2,510**		**136**		**1,050**		**1,630**		20	U[b]	**167**		100	U[b]	--	
	MW-15B-072220	7/22/2020	µg/L	**4,130**		**201**		**1,270**		**2,090**		20	U[b]	**206**		100	U[b]	--	
	MW-15B-091820	9/18/2020	µg/L	**6,310**		**327**		**1,670**		**2,560**		200	U[b]	200	U[b]	1000	U[b]	--	
	MW-15B-111220	11/12/2020	µg/L	**4,230**		**237**		**1,130**		**2,180**		200	U[b]	200	U[b]	1000	U[b]	--	
	MW-15B-012021	1/20/2021	µg/L	**3,750**		200	U	**995**		**1,830**		200	U[b]	200	U[b]	1000	U[b]	--	
	MW-15B-032521	3/25/2021	µg/L	**2,100**		50	U	**385**		**1,230**		50	U[b]	**148**		250	U[b]	--	
	MW-15B-051921	5/19/2021	µg/L	**2,590**		50	U	**459**		**1,240**		50	U[b]	**148**		250	UJ[b]	--	
	MW-15B-071421	7/14/2021	µg/L	**1,600**		50	U	**229**		**861**		50	U[b]	**129**		250	U[b]	--	
	MW-15B-091721	9/17/2021	µg/L	**1,420**		50	U	**200**		**812**		50	UJ[b]	**115**		250	U[b]	--	
	MW-15B-111821	11/18/2021	µg/L	**1,440**		50	U	**176**		**794**		50	U[b]	**137**		250	U[b]	--	
	MW-15B-030222	3/2/2022	µg/L	**785**		50	U	**82.9**		**543**		50	U[b]	**104**		250	U[b]	--	
	MW-15B-061422	6/14/2022	µg/L	**316**		5	U	**34.7**		**207**		5	U[b]	**99.0**		25	U[b]	--	
	MW-15B-092122	9/21/2022	µg/L	**236**		5	U	**18.6**		**86.5**		5	U[b]	**85.2**		25	U[b]	--	
	MW-15B-121322	12/13/2022	µg/L	**413**		10	U	**37.9**		**132**		10	U[b]	**94.1**		50	U[b]	--	
	MW-15B-031523	3/15/2023	µg/L	**176**		1	U	**13.4**		**48.1**		1	U	**84.1**		5	U	--	
	MW-15B-062023	6/20/2023	µg/L	**147**		**7.85**		**40.6**		**105**		1	U	**86.4**		5	U	--	
	MW-15B-091323	9/13/2023	µg/L	**219**		5	U	**18.7**		**51.7**		5	U[b]	**79.6**		25	U[b]	--	
	MW-15B-121923	12/19/2023	µg/L	**194**		5	U	**11.5**		**35.7**		5	U[b]	**76.9**	**J**	25	U[b]	--	
MW-16	--	7/27/2015	--	NS-FP		NS-FP		NS-FP		NS-FP		NS-FP		NS-FP		NS-FP		NS-FP	

Table 4B. Analytical Results for Groundwater, Historical

Products (SE) Pipe Line Corporation

Lewis Drive Remediation Site, Belton, South Carolina

Site ID #18693 "Kinder Morgan Belton Pipeline Release"

Location	Sample ID	Sample Date	Units	Analyte																	
				Benzene		Ethylbenzene		Toluene		Total Xylenes		1,2-DCA		MTBE		Naphthalene		EDB	
		RBSL[a]:	µg/L	**5.0**		**700**		**1,000**		**10,000**		**5.0**		**40**		**25**		**0.05**	
MW-16	--	1/19/2016	--	NS-FP		NS-FP		NS-FP		NS-FP		NS-FP		NS-FP		NS-FP		NS-FP	
	--	11/28/2016	--	NS-FP		NS-FP		NS-FP		NS-FP		NS-FP		NS-FP		NS-FP		NS-FP	
	MW-16-062917	6/29/2017	µg/L	**12,900**		**1,770**		**36,400**		**12,500**		500	U[b]	**1,740**		2,500	U[b]	--	
	--	9/5/2017	--	NS-FP		NS-FP		NS-FP		NS-FP		NS-FP		NS-FP		NS-FP		NS-FP	
	--	12/7/2017	--	NS-FP		NS-FP		NS-FP		NS-FP		NS-FP		NS-FP		NS-FP		NS-FP	
	MW-16-030718	3/7/2018	µg/L	**130**		**295**		**1,370**		**2,470**		10	U[b]	**132**		**618**		--	
	--	6/4/2018	--	NS-FP		NS-FP		NS-FP		NS-FP		NS-FP		NS-FP		NS-FP		NS-FP	
	MW-16-091318	9/13/2018	µg/L	**150**		**200**		**2,100**		**2,730**		1	U	**21.5**		**635**		--	
	MW-16-120618	12/6/2018	µg/L	**10.3**		**38.7**		**132**		**398**		5	U	5	U	**460**		--	
	MW-16-030719	3/7/2019	µg/L	**9.06**		**15.7**		**74.1**		**186**		1	U	**1.02**		**398**		--	
	MW-16-060419	6/4/2019	µg/L	**9.56**		**15.4**		**78.9**		**162**		**1.06**		1	U	**192**		--	
	MW-16-091819	9/18/2019	µg/L	**8.36**		**5.80**		**73.9**		**118**		1	U	1	U	**132**		--	
	MW-16-121819	12/18/2019	µg/L	1	U	**1.88**		**14.3**		**58.6**		1	U	1	U	**15.9**		--	
	MW-16-031320	3/13/2020	µg/L	1	U	1	U	**1.02**		3	U	1	U	1	U	5	U	--	
	--	7/6/2020	--	NS-SS		NS-SS		NS-SS		NS-SS		NS-SS		NS-SS		NS-SS		NS-SS	
	--	11/10/2020	--	NS-SS		NS-SS		NS-SS		NS-SS		NS-SS		NS-SS		NS-SS		NS-SS	
	--	3/23/2021	--	NS		NS		NS		NS		NS		NS		NS		NS	
	MW-16-051921	5/19/2021	µg/L	**92.1**		**1.56**		**47.0**		**28.5**		1	U	1	U	**18.2**	**J**	--	
	--	7/13/2021	µg/L	NS-SS		NS-SS		NS-SS		NS-SS		NS-SS		NS-SS		NS-SS		NS-SS	
	--	11/17/2021	--	NS-SS		NS-SS		NS-SS		NS-SS		NS-SS		NS-SS		NS-SS		NS-SS	
	MW-16-030222	3/2/2022	µg/L	**104**		**1.54**		**65.3**		**17.3**		1	U	**2.07**		**12.9**		--	
	MW-16-092122	9/21/2022	µg/L	**67.1**		**27.2**		**361**		**230**		1	U	**8.32**		**38.6**		--	
	MW-16-121322	12/13/2022	µg/L	**449**		**207**		**5,560**		**1,620**		20	U[b]	**159**		**174**		--	
	MW-16-031523	3/15/2023	µg/L	**4.08**		**2.61**		**26.1**		**18.8**		1	U	1	U	5	U	--	
MW-17	--	7/27/2015	--	NS-IW		NS-IW		NS-IW		NS-IW		NS-IW		NS-IW		NS-IW		NS-IW	
	--	1/19/2016	--	NS-FP		NS-FP		NS-FP		NS-FP		NS-FP		NS-FP		NS-FP		NS-FP	
	--	11/28/2016	--	NS-IW		NS-IW		NS-IW		NS-IW		NS-IW		NS-IW		NS-IW		NS-IW	
	--	3/13/2017	--	NS-IW		NS-IW		NS-IW		NS-IW		NS-IW		NS-IW		NS-IW		NS-IW	
	--	3/20/2017	--	NS-IW		NS-IW		NS-IW		NS-IW		NS-IW		NS-IW		NS-IW		NS-IW	
	--	3/31/2017	--	NS-IW		NS-IW		NS-IW		NS-IW		NS-IW		NS-IW		NS-IW		NS-IW	
	--	4/6/2017	--	NS-IW		NS-IW		NS-IW		NS-IW		NS-IW		NS-IW		NS-IW		NS-IW	
	--	6/26/2017	--	NS-IW		NS-IW		NS-IW		NS-IW		NS-IW		NS-IW		NS-IW		NS-IW	
	--	9/5/2017	--	NS-IW		NS-IW		NS-IW		NS-IW		NS-IW		NS-IW		NS-IW		NS-IW	
	--	12/4/2017	--	NS-IW		NS-IW		NS-IW		NS-IW		NS-IW		NS-IW		NS-IW		NS-IW	
	--	3/5/2018	--	NS-IW		NS-IW		NS-IW		NS-IW		NS-IW		NS-IW		NS-IW		NS-IW	
	--	6/4/2018	--	NS-IW		NS-IW		NS-IW		NS-IW		NS-IW		NS-IW		NS-IW		NS-IW	
	--	9/10/2018	--	NS-IW		NS-IW		NS-IW		NS-IW		NS-IW		NS-IW		NS-IW		NS-IW	
	--	12/3/2018	--	NS-IW		NS-IW		NS-IW		NS-IW		NS-IW		NS-IW		NS-IW		NS-IW	

Table 4B. Analytical Results for Groundwater, Historical

Products (SE) Pipe Line Corporation

Lewis Drive Remediation Site, Belton, South Carolina

Site ID #18693 "Kinder Morgan Belton Pipeline Release"

Location	Sample ID	Sample Date	Units	Analyte																	
				Benzene		Ethylbenzene		Toluene		Total Xylenes		1,2-DCA		MTBE		Naphthalene		EDB	
		RBSL[a]:	µg/L	5.0		700		1,000		10,000		5.0		40		25		0.05	
MW-17	MW-17-030519	3/5/2019	µg/L	**173**		**19.9**		**118**		**474**		1	U	**27.9**		5	U	--	
	MW-17-060519	6/5/2019	µg/L	**44.9**		5	U	**10.7**		**87.1**		5	U	**16.1**		25	U	--	
	--	9/16/2019	--	NS-IW		NS-IW		NS-IW		NS-IW		NS-IW		NS-IW		NS-IW		NS-IW	
	--	12/16/2019	--	NS-IW		NS-IW		NS-IW		NS-IW		NS-IW		NS-IW		NS-IW		NS-IW	
	MW-17-031320	3/13/2020	µg/L	**1.23**		1	U	1	U	3	U	1	U	1	U	5	U	--	
	MW-17-070720	7/7/2020	µg/L	**2.21**		1	U	**1.44**		**5.46**		1	U	1	U	5	U	--	
	--	11/10/2020	--	NS-IW		NS-IW		NS-IW		NS-IW		NS-IW		NS-IW		NS-IW		NS-IW	
	MW-17-032421	3/24/2021	µg/L	**56.9**		**2.97**		**6.15**		**22.4**		1	U	**1.48**		5	U		
	--	7/13/2021	--	NS-IW		NS-IW		NS-IW		NS-IW		NS-IW		NS-IW		NS-IW		NS-IW	
	--	11/18/2021	--	NS-IW		NS-IW		NS-IW		NS-IW		NS-IW		NS-IW		NS-IW		NS-IW	
	--	3/1/2022	--	NS-IW		NS-IW		NS-IW		NS-IW		NS-IW		NS-IW		NS-IW		NS-IW	
	--	9/19/2022	--	NS-IW		NS-IW		NS-IW		NS-IW		NS-IW		NS-IW		NS-IW		NS-IW	
	MW-17-031523	3/15/2023	µg/L	1	U	1	U	1	U	3	U	1	U	1	U	5	U	--	
	--	9/11/2023	--	NS-IW		NS-IW		NS-IW		NS-IW		NS-IW		NS-IW		NS-IW		NS-IW	
MW-17B	MW-17B-030116	3/1/2016	µg/L	**6,480**		**488**		**11,900**		**2,870**		**5**		**742**		**104**		0.019	U
	MW-17B-120116	12/1/2016	µg/L	**9,370**		**761**		**16,900**		**4,500**		100	U[b]	**954**		**112**		--	
	MW-17B-031317	3/13/2017	µg/L	**7,350**		**770**		**14,100**		**4,510**		200	U[b]	**944**		1,000	U[b]	--	
	MW-17B-032017	3/20/2017	µg/L	**10,700**		**1,360**		**21,400**		**7,910**		**323**		**1,210**		1,000	U[b]	--	
	MW-17B-033117	3/31/2017	µg/L	**9,190**		**900**		**17,500**		**5,910**		100	U[b]	**1,200**		500	U[b]		
	MW-17B-040617	4/6/2017	µg/L	**7,780**		**833**		**14,900**		**5,330**		200	U[b]	**991**		1,000	U[b]	--	
	MW-17B-062817	6/28/2017	µg/L	**11,200**		**704**		**21,600**		**5,650**		200	U[b]	**1,150**		1,000	U[b]	--	
	MW-17B-090817	9/8/2017	µg/L	**11,400**		**1,240**		**23,900**		**8,460**		20	U[b]	**1,330**		**201**		--	
	MW-17B-120717	12/7/2017	µg/L	**10,600**		**1,060**		**14,900**		**9,210**		10	U[b]	**1,140**		**178**		--	
	MW-17B-030718	3/7/2018	µg/L	**8,830**		**1,110**		**20,200**		**8,220**		50	U[b]	**960**		250	U[b]	--	
	MW-17B-060718	6/7/2018	µg/L	**8,910**		**1,250**		**20,200**		**9,130**		20	U[b]	**1,230**		**206**		--	
	MW-17B-080218	8/2/2018	µg/L	**9,470**		**1,190**		**23,200**		**8,530**		200	U[b]	**863**		1,000	U[b]	--	
	MW-17B-091118	9/11/2018	µg/L	**8,180**		**1,370**		**20,200**		**9,660**		50	U[b]	**832**		250	U[b]	--	
	MW-17B-110218	11/2/2018	µg/L	**7,770**		**1,080**		**12,700**		**7,380**		20	U[b]	**841**		**113**		--	
	MW-17B-120518	12/5/2018	µg/L	**6,860**		**1,010**		**24,400**		**8,550**		50	U[b]	**690**		250	U[b]	--	
	MW-17B-021919	2/19/2019	µg/L	**7,810**		**1,140**		**20,200**		**8,330**		1	U	**410**		**181**		--	
	MW-17B-030519	3/5/2019	µg/L	**8,360**		**1,370**		**22,400**		**9,180**		50	U[b]	**308**		**261**		--	
	MW-17B-051419	5/14/2019	µg/L	**7,320**		**1,040**		**18,500**		**8,370**		25	U[b]	**256**		**201**		--	
	MW-17B-060519	6/5/2019	µg/L	**7,390**		**1,220**		**16,600**		**8,370**		200	U[b]	**312**		1,000	U[b]	--	
	MW-17B-082219	8/22/2019	µg/L	**7,700**		**1,570**		**17,600**		**9,110**		5	U	**335**		**201**		--	
	MW-17B-091919	9/19/2019	µg/L	**7,700**		**833**		**12,000**		**8,740**		10	U[b]	**665**		**195**		--	
	MW-17B-110719	11/7/2019	µg/L	**7,080**		**1,080**		**8,130**		**6,130**		500	U[b]	500	U[b]	2,500	U[b]	--	
	MW-17B-121919	12/19/2019	µg/L	**6,960**		**981**		**7,590**		**5,170**		5	U	**582**		**184**		--	
	MW-17B-021220	2/12/2020	µg/L	**5,800**		**1,100**		**11,400**		**7,360**		100	U[b]	**372**		500	U[b]	--	

Table 4B. Analytical Results for Groundwater, Historical

Products (SE) Pipe Line Corporation

Lewis Drive Remediation Site, Belton, South Carolina

Site ID #18693 "Kinder Morgan Belton Pipeline Release"

Location	Sample ID	Sample Date	Units	Analyte																	
				Benzene		Ethylbenzene		Toluene		Total Xylenes		1,2-DCA		MTBE		Naphthalene		EDB	
		RBSL[a]:	µg/L	5.0		700		1,000		10,000		5.0		40		25		0.05	
MW-17B	MW-17B-031220	3/12/2020	µg/L	**6,600**		**1,230**		**12,800**		**8,550**		250	U[b]	**417**		1,250	U[b]	--	
	--	5/4/2021	--	NS-FP		NS-FP		NS-FP		NS-FP		NS-FP		NS-FP		NS-FP		NS-FP	
	MW-17B-072220	7/22/2020	µg/L	**8,180**		**1,750**		**22,800**		**11,200**		250	U[b]	250	U[b]	1,250	U[b]	--	
	MW-17B-091620	9/16/2020	µg/L	**6,130**		**1,450**		**15,300**		**9,710**		250	U[b]	250	U[b]	1,250	U[b]	--	
	MW-17B-111120	11/11/2020	µg/L	**4,020**		**538**		**2,590**		**3,960**		100	U[b]	**326**		500	U[b]	--	
	MW-17B-012021	1/20/2021	µg/L	**5,320**		**726**		**3,790**		**5,150**		100	U[b]	**341**		500	U[b]	--	
	MW-17B-032521	3/25/2021	µg/L	**4,660**		**906**		**3,590**		**5,810**		100	UJ[b]	**263**		500	U[b]	--	
	MW-17B-051921	5/19/2021	µg/L	**4,340**		**644**		**2,140**		**3,780**		100	U[b]	**287**		500	UJ[b]	--	
	MW-17B-071421	7/14/2021	µg/L	**3,990**		**523**		**1,550**		**3,210**		100	U[b]	**249**		500	U[b]	--	
	MW-17B-091721	9/17/2021	µg/L	**5,010**		**857**		**2,250**		**4,440**		100	UJ[b]	**215**		500	U[b]	--	
	MW-17B-111821	11/18/2021	µg/L	**3,720**		**313**		**1,540**		**3,270**		100	U[b]	**254**		500	U[b]	--	
	MW-17B-030222	3/2/2022	µg/L	**4,050**		**697**		**1,480**		**3,910**		100	U[b]	**169**		500	U[b]	--	
	MW-17B-061422	6/14/2022	µg/L	**3,540**		**659**		**1,620**		**3,970**		100	U[b]	**119**		500	U[b]	--	
	MW-17B-092022	9/20/2022	µg/L	**4,470**		**684**		**2,060**		**3,390**		100	U[b]	**134**		500	U[b]	--	
	MW-17B-121322	12/13/2022	µg/L	**3,190**		**441**		**1,300**		**2,420**		20	U[b]	**80.6**		**116**		--	
	MW-17B-031423	3/14/2023	µg/L	**5,010**		**717**		**3,140**		**4,350**		100	U[b]	**117**		500	U[b]	--	
	MW-17B-061923	6/19/2023	µg/L	**3,220**		**726**		**1,810**		**4,230**		1	U	**88.4**		**163**		--	
	MW-17B-091223	9/12/2023	µg/L	**3,460**		**702**		**2,740**		**4,330**		100	U[b]	100	U[b]	500	UJ[b]	--	
	MW-17B-121923	12/19/2023	µg/L	**3,840**		**592**		**395**		**2,600**		100	U[b]	**107**	**J**	500	U[b]	--	
MW-18	--	7/27/2015	--	NS-FP		NS-FP		NS-FP		NS-FP		NS-FP		NS-FP		NS-FP		NS-FP	
	--	1/19/2016	--	NS-FP		NS-FP		NS-FP		NS-FP		NS-FP		NS-FP		NS-FP		NS-FP	
	--	11/28/2016	--	NS-FP		NS-FP		NS-FP		NS-FP		NS-FP		NS-FP		NS-FP		NS-FP	
	--	6/26/2017	--	NS-FP		NS-FP		NS-FP		NS-FP		NS-FP		NS-FP		NS-FP		NS-FP	
	--	9/5/2017	--	NS-FP		NS-FP		NS-FP		NS-FP		NS-FP		NS-FP		NS-FP		NS-FP	
	--	12/4/2017	--	NS-FP		NS-FP		NS-FP		NS-FP		NS-FP		NS-FP		NS-FP		NS-FP	
	--	3/5/2018	--	NS-FP		NS-FP		NS-FP		NS-FP		NS-FP		NS-FP		NS-FP		NS-FP	
	--	6/4/2018	--	NS-FP		NS-FP		NS-FP		NS-FP		NS-FP		NS-FP		NS-FP		NS-FP	
	--	9/11/2018	--	NS-FP		NS-FP		NS-FP		NS-FP		NS-FP		NS-FP		NS-FP		NS-FP	
	--	12/3/2018	--	NS-FP		NS-FP		NS-FP		NS-FP		NS-FP		NS-FP		NS-FP		NS-FP	
	MW-18-030719	3/7/2019	µg/L	**2.47**		**8.16**		**60.4**		**141**		1	U	**13.5**		**72.7**		--	
	MW-18-060419	6/4/2019	µg/L	**1.46**		**2.92**		**20.9**		**42.0**		**2.36**		**13.6**		**87.5**		--	
	MW-18-091819	9/18/2019	µg/L	1	U	**1.30**		**10.7**		**37.4**		1	U	**15.4**		**48.7**		--	
	MW-18-121819	12/18/2019	µg/L	1	U	**1.61**		**6.60**		**17.8**		**1.42**		**3.93**		**9.59**		--	
	MW-18-031320	3/13/2020	µg/L	1	U	1	U	**1.15**		**14.7**		1	U	**7.16**		**6.21**	**J**	--	
	MW-18-070720	7/7/2020	µg/L	1	U	1	U	**1.85**		**8.84**		1	U	**8.53**		**29.8**		--	
	MW-18-111220	11/12/2020	µg/L	**2.12**		**2.07**		**6.04**		**22.8**		1	U	**12.5**		**10.2**		--	
	MW-18-032621	3/26/2021	µg/L	**1.18**		1	U	**4.35**		**9.70**		1	U	**17.1**		**34.1**		--	
	MW-18-071321	7/13/2021	µg/L	**2.19**		**1.26**		**8.28**		**16.1**		1	U	**46.2**		**72.3**		--	

Table 4B. Analytical Results for Groundwater, Historical

Products (SE) Pipe Line Corporation

Lewis Drive Remediation Site, Belton, South Carolina

Site ID #18693 "Kinder Morgan Belton Pipeline Release"

Location	Sample ID	Sample Date	Units	Analyte															
				Benzene		Ethylbenzene		Toluene		Total Xylenes		1,2-DCA		MTBE		Naphthalene		EDB	
		RBSL[a]:	µg/L	5.0		700		1,000		10,000		5.0		40		25		0.05	
MW-18	MW-18-111821	11/18/2021	µg/L	**39.9**		**3.83**		**312**		**37.2**		10	U[b]	**80.2**		**64.4**		--	
	MW-18-030122	3/1/2022	µg/L	**49.7**		**8.34**		**687**		**66.6**		1	U	**39.4**		**300**		--	
	MW-18-092122	9/21/2022	µg/L	**44.7**		25	U	**700**		75	U	25	U[b]	**74.1**		125	U[b]	--	
	MW-18-121322	12/13/2022	µg/L	**160**		**127**		**4150**		**786**		5	U	**50.9**		**99.0**		--	
	MW-18-031523	3/15/2023	µg/L	25	U	25	U	**64.8**		75	U	25	U[b]	25	U	**290**		--	
	MW-18-091223	9/12/2023	µg/L	**9.31**		**9.79**		**186**		**68.2**		1	U	**45.7**		**257**	**J**	--	
MW-19	--	7/27/2015	--	NS-FP		NS-FP		NS-FP		NS-FP		NS-FP		NS-FP		NS-FP		NS-FP	
	MW-19-012116	1/21/2016	µg/L	**22.8**		**18.5**		**256**		**437**		1	U	1	U	**10.7**		0.02	U
	--	11/28/2016	--	NS-IW		NS-IW		NS-IW		NS-IW		NS-IW		NS-IW		NS-IW		NS-IW	
	--	3/13/2017	--	NS-IW		NS-IW		NS-IW		NS-IW		NS-IW		NS-IW		NS-IW		NS-IW	
	--	3/20/2017	--	NS-IW		NS-IW		NS-IW		NS-IW		NS-IW		NS-IW		NS-IW		NS-IW	
		3/31/2017	--	NS-IW		NS-IW		NS-IW		NS-IW		NS-IW		NS-IW		NS-IW		NS-IW	
	MW-19-040617	4/6/2017	µg/L	**9,810**		**1,030**		**25,000**		**10,300**		250	U[b]	250	U[b]	1,250	U[b]	--	
	MW-19-062917	6/29/2017	µg/L	**9,410**		**683**		**27,200**		**9,580**		200	U[b]	**320**		1,000	U[b]	--	
	--	9/5/2017	--	NS-IW		NS-IW		NS-IW		NS-IW		NS-IW		NS-IW		NS-IW		NS-IW	
	--	12/4/2017	--	NS-IW		NS-IW		NS-IW		NS-IW		NS-IW		NS-IW		NS-IW		NS-IW	
	--	3/5/2018	--	NS-IW		NS-IW		NS-IW		NS-IW		NS-IW		NS-IW		NS-IW		NS-IW	
	MW-19-060618	6/6/2018	µg/L	**8.15**		**149**		**385**		**1,260**		**1.53**		1	U	250	U[b]	--	
	MW-19-071318	7/13/2018	µg/L	1	U	1	U	1	U	3	U	1	U	1	U	5	U	--	
	MW-19-091318	9/13/2018	µg/L	**3.31**		**3.53**		**16.0**		**96.5**		1	U	1	U	**6.55**		--	
	MW-19-120518	12/5/2018	µg/L	5	U	**8.23**		**13.7**		**217**		5	U	5	U	25	U	--	
	MW-19-030519	3/5/2019	µg/L	5	U	**33.1**		**19.4**		**756**		5	U	5	U	**294**		--	
	MW-19-060519	6/5/2019	µg/L	5	U	5	U	5	U	**30.4**		5	U	5	U	25	U	--	
	--	9/16/2019	--	NS-IW		NS-IW		NS-IW		NS-IW		NS-IW		NS-IW		NS-IW		NS-IW	
	MW-19-121719	12/17/2019	µg/L	1	U	**1.23**		**6.08**		**56.1**		1	U	1	U	**13.1**		--	
	MW-19-031220	3/12/2020	µg/L	1	U	1	U	1	U	**35.1**		1	U	1	U	**68.4**		--	
	MW-19-070720	7/7/2020	µg/L	1	U	1	U	1	U	3	U	1	U	1	U	5	U	--	
	MW-19-111120	11/11/2020	µg/L	**3.98**		**7.87**		**74.4**		**252**		1	U	1	U	**32.2**		--	
	MW-19-032421	3/24/2021	µg/L	1	U	1	U	**2.56**		**22.7**		1	U	1	U	**14.1**		--	
	MW-19-071421	7/14/2021	µg/L	**2.03**		1	U	1.62	U	**6.66**		1	U	1	U	5	U	--	
	--	11/18/2021	--	NS-IW		NS-IW		NS-IW		NS-IW		NS-IW		NS-IW		NS-IW		NS-IW	
	MW-19-030122	3/1/2022	µg/L	1	U	1	U	1	U	3	U	1	U	1	U	5	U	--	
	--	9/19/2022	--	NS-IW		NS-IW		NS-IW		NS-IW		NS-IW		NS-IW		NS-IW		NS-IW	
	MW-19-031423	3/14/2023	µg/L	1	U	**1.43**		**2.53**		**38.2**		1	U	1	U	**9.53**		--	
	--	9/11/2023	--	NS-IW		NS-IW		NS-IW		NS-IW		NS-IW		NS-IW		NS-IW		NS-IW	
MW-20	--	7/27/2015	--	NS-FP		NS-FP		NS-FP		NS-FP		NS-FP		NS-FP		NS-FP		NS-FP	
	--	1/19/2016	--	NS-FP		NS-FP		NS-FP		NS-FP		NS-FP		NS-FP		NS-FP		NS-FP	
	--	11/28/2016	--	NS-FP		NS-FP		NS-FP		NS-FP		NS-FP		NS-FP		NS-FP		NS-FP	

Table 4B. Analytical Results for Groundwater, Historical

Products (SE) Pipe Line Corporation

Lewis Drive Remediation Site, Belton, South Carolina

Site ID #18693 "Kinder Morgan Belton Pipeline Release"

Location	Sample ID	Sample Date	Units	Analyte																	
				Benzene		Ethylbenzene		Toluene		Total Xylenes		1,2-DCA		MTBE		Naphthalene		EDB	
		RBSL[a]:	µg/L	5.0		700		1,000		10,000		5.0		40		25		0.05	
MW-20	--	3/13/2017	--	NS-FP		NS-FP		NS-FP		NS-FP		NS-FP		NS-FP		NS-FP		NS-FP	
	--	3/20/2017	--	NS-FP		NS-FP		NS-FP		NS-FP		NS-FP		NS-FP		NS-FP		NS-FP	
	--	3/31/2017	--	NS-FP		NS-FP		NS-FP		NS-FP		NS-FP		NS-FP		NS-FP		NS-FP	
	--	4/6/2017	--	NS-FP		NS-FP		NS-FP		NS-FP		NS-FP		NS-FP		NS-FP		NS-FP	
	--	5/4/2017	--	NS-FP		NS-FP		NS-FP		NS-FP		NS-FP		NS-FP		NS-FP		NS-FP	
	--	6/26/2017	--	NS-FP		NS-FP		NS-FP		NS-FP		NS-FP		NS-FP		NS-FP		NS-FP	
	--	7/17/2017	--	NS-FP		NS-FP		NS-FP		NS-FP		NS-FP		NS-FP		NS-FP		NS-FP	
	--	8/1/2017	--	NS-FP		NS-FP		NS-FP		NS-FP		NS-FP		NS-FP		NS-FP		NS-FP	
	--	9/5/2017	--	NS-FP		NS-FP		NS-FP		NS-FP		NS-FP		NS-FP		NS-FP		NS-FP	
	--	10/4/2017	--	NS-FP		NS-FP		NS-FP		NS-FP		NS-FP		NS-FP		NS-FP		NS-FP	
	--	11/8/2017	--	NS-FP		NS-FP		NS-FP		NS-FP		NS-FP		NS-FP		NS-FP		NS-FP	
	--	12/4/2017	--	NS-FP		NS-FP		NS-FP		NS-FP		NS-FP		NS-FP		NS-FP		NS-FP	
	--	1/8/2018	--	NS-FP		NS-FP		NS-FP		NS-FP		NS-FP		NS-FP		NS-FP		NS-FP	
	--	2/6/2018	µg/L	NS-OL		NS-OL		NS-OL		NS-OL		NS-OL		NS-OL		NS-OL		NS-OL	
	--	3/6/2018	--	NS-FP		NS-FP		NS-FP		NS-FP		NS-FP		NS-FP		NS-FP		NS-FP	
	--	4/6/2018	--	NS-FP		NS-FP		NS-FP		NS-FP		NS-FP		NS-FP		NS-FP		NS-FP	
	--	5/3/2018	--	NS-FP		NS-FP		NS-FP		NS-FP		NS-FP		NS-FP		NS-FP		NS-FP	
	--	6/4/2018	--	NS-FP		NS-FP		NS-FP		NS-FP		NS-FP		NS-FP		NS-FP		NS-FP	
	MW-20-071218	7/12/2018	µg/L	**5,740**		**1,350**		**18,100**		**14,500**		100	U[b]	**351**		500	U[b]	--	
	--	9/10/2018	--	NS-FP		NS-FP		NS-FP		NS-FP		NS-FP		NS-FP		NS-FP		NS-FP	
	--	12/3/2018	--	NS-PS		NS-PS		NS-PS		NS-PS		NS-PS		NS-PS		NS-PS		NS-PS	
	MW-20-021919	2/19/2019	µg/L	**6,650**		**1,080**		**13,900**		**11,700**		5	U	**128**		**341**		--	
	MW-20-030519	3/5/2019	µg/L	**9,480**		**1,320**		**19,200**		**10,800**		100	U[b]	**187**		500	U[b]	--	
	MW-20-051519	5/15/2019	µg/L	**4,180**		**758**		**8,970**		**7,620**		100	U[b]	**105**		**636**		--	
	MW-20-060519	6/5/2019	µg/L	**11,200**		**1,460**		**22,800**		**10,200**		50	U[b]	**174**		**437**		--	
	MW-20-082019	8/20/2019	µg/L	**7,920**		**1,160**		**15,900**		**10,300**		100	U[b]	**238**		500	U[b]	--	
	--	9/16/2019	--	NS-FP		NS-FP		NS-FP		NS-FP		NS-FP		NS-FP		NS-FP		NS-FP	
	--	11/4/2019	--	NS-FP		NS-FP		NS-FP		NS-FP		NS-FP		NS-FP		NS-FP		NS-FP	
	MW-20-121719	12/17/2019	µg/L	**9,710**		**1,600**		**28,500**		**10,000**		100	U[b]	100	U[b]	500	U[b]	--	
	MW-20-021220	2/12/2020	µg/L	**7,420**		**1,410**		**24,200**		**8,710**		200	U[b]	200	U[b]	1000	U[b]	--	
	MW-20-031220	3/12/2020	µg/L	**6,790**		**1,360**		**20,100**		**9,680**		250	U[b]	250	U[b]	1250	U[b]	--	
	--	5/4/2020	--	NS		NS		NS		NS		NS		NS		NS		NS	
	MW-20-070920	7/9/2020	µg/L	**8,310**		**1,770**		**25,900**		**10,700**		250	U[b]	250	U[b]	1250	U[b]	--	
	MW-20-091620	9/16/2020	µg/L	**8,370**		**1,530**		**23,900**		**9,940**		250	U[b]	250	U[b]	1250	U[b]	--	
	MW-20-111120	11/11/2020	µg/L	**4,610**		**1,230**		**12,900**		**9,030**		250	U[b]	250	U[b]	1250	U[b]	--	
	MW-20-012021	1/20/2021	µg/L	**3,070**		**897**		**10,900**		**8,620**		250	U[b]	250	U[b]	1250	U[b]	--	
	MW-20-032421	3/24/2021	µg/L	**4,730**		**1,270**		**13,100**		**11,200**		250	U[b]	250	U[b]	1250	U[b]	--	
	MW-20-051921	5/19/2021	µg/L	**4,480**		**867**		**10,900**		**7,890**		250	U[b]	250	U[b]	1250	UJ[b]	--	

Table 4B. Analytical Results for Groundwater, Historical

Products (SE) Pipe Line Corporation

Lewis Drive Remediation Site, Belton, South Carolina

Site ID #18693 "Kinder Morgan Belton Pipeline Release"

Location	Sample ID	Sample Date	Units	Analyte																	
				Benzene		Ethylbenzene		Toluene		Total Xylenes		1,2-DCA		MTBE		Naphthalene		EDB	
		RBSL[a]:	µg/L	5.0		700		1,000		10,000		5.0		40		25		0.05	
MW-20	MW-20-071421	7/14/2021	µg/L	**4,400**		**745**		**9,330**		**7,030**		250	U[b]	250	U[b]	1250	U[b]	--	
	MW-20-091721	9/17/2021	µg/L	**4,890**		**738**		**8,850**		**7,990**		250	UJ[b]	250	U[b]	1250	U[b]	--	
	MW-20-111821	11/18/2021	µg/L	**6,340**		**1,010**		**10,000**		**11,100**		250	U[b]	250	U[b]	1250	U[b]	--	
	MW-20-030122	3/1/2022	µg/L	**4,610**		**497**		**7,920**		**6,450**		250	U[b]	250	U[b]	1250	U[b]	--	
	MW-20-061422	6/14/2022	µg/L	**7,220**		**988**		**16,900**		**7,310**		250	U[b]	250	U[b]	1250	U[b]	--	
	MW-20-092022	9/20/2022	µg/L	**5,220**		**1,000**		**11,600**		**9,420**		100	U[b]	100	U[b]	500	U[b]	--	
	MW-20-121322	12/13/2022	µg/L	**7,580**		**1,060**		**16,300**		**8,520**		100	U[b]	100	U[b]	500	U[b]	--	
	MW-20-031423	3/14/2023	µg/L	**3,380**		**795**		**11,800**		**5,730**		100	U[b]	100	U[b]	500	U[b]	--	
	MW-20-061923	6/19/2023	µg/L	**3,540**		**958**		**16,200**		**7,430**		200	U[b]	200	U[b]	1000	U[b]	--	
	MW-20-091223	9/12/2023	µg/L	**1,760**		**869**		**8,980**		**6,010**		100	U[b]	100	U[b]	500	UJ[b]	--	
	--	12/18/2023	--	NS-FP		NS-FP		NS-FP		NS-FP		NS-FP		NS-FP		NS-FP		NS-FP	
MW-21	MW-21-072715	7/27/2015	µg/L	5	U[b]	5	U	5	U	10	U	5	U[b]	5	U	5	U	0.02	U
	MW-21-012116	1/21/2016	µg/L	1	U	1	U	1	U	2	U	1	U	1	U	1	U	0.02	U
	MW-21-112916	11/29/2016	µg/L	1	U	1	U	1	U	1	U	1	U	1	U	1	U	--	
	MW-21-031417	3/14/2017	µg/L	1	U	1	U	1	U	3	U	1	U	1	U	5	U	--	
	MW-21-032117	3/21/2017	µg/L	1	U	1	U	1	U	3	U	1	U	1	U	5	U	--	
	MW-21-033117	3/31/2017	µg/L	1	U	1	U	1	U	3	U	1	U	1	U	5	U	--	
	MW-21-040617	4/6/2017	µg/L	1	U	1	U	1	U	3	U	1	U	1	U	5	U	--	
	MW-21-062817	6/28/2017	µg/L	1	U	1	U	1	U	3	U	1	U	1	U	5	U	--	
	MW-21-090817	9/8/2017	µg/L	1	U	1	U	1	U	3	U	1	U	1	U	5	U	--	
	MW-21-120717	12/7/2017	µg/L	1	U	1	U	1	U	3	U	1	U	1	U	5	U	--	
	MW-21-030718	3/7/2018	µg/L	1	U	1	U	1	U	3	U	1	U	1	U	5	U	--	
	MW-21-060718	6/7/2018	µg/L	1	U	1	U	1	U	3	U	1	U	1	U	5	U	--	
	MW-21-091118	9/11/2018	µg/L	1	U	1	U	1	U	3	U	1	U	1	U	5	U	--	
	MW-21-120518	12/5/2018	µg/L	1	U	1	U	1	U	3	U	1	U	1	U	5	U	--	
	MW-21-030519	3/5/2019	µg/L	1	U	1	U	1	U	3	U	1	U	1	U	5	U	--	
	MW-21-060519	6/5/2019	µg/L	1	U	1	U	1	U	3	U	1	U	1	U	5	U	--	
	MW-21-091919	9/19/2019	µg/L	1	U	1	U	1	U	3	U	1	U	1	U	5	U	--	
	MW-21-121719	12/17/2019	µg/L	1	U	1	U	1	U	3	U	1	U	1	U	5	U	--	
	MW-21-031220	3/12/2020	µg/L	1	U	1	U	1	U	3	U	1	U	**2.77**		5	U	--	
	MW-21-070720	7/7/2020	µg/L	1	U	1	U	1	U	3	U	1	U	**1.20**		5	U	--	
	MW-21-111120	11/11/2020	µg/L	1	U	1	U	1	U	3	U	1	U	1	U	5	U	--	
	MW-21-032421	3/24/2021	µg/L	1	U	1	U	1	U	3	U	1	UJ	**2.15**		5	U	--	
	MW-21-071521	7/15/2021	µg/L	1	U	1	U	1	U	3	U	1	UJ	**2.23**		5	U	--	
	MW-21-111821	11/18/2021	µg/L	1	U	1	U	1	U	3	U	1	U	**1.71**		5	U	--	
	MW-21-030222	3/2/2022	µg/L	1	U	1	U	1	U	3	U	1	U	**1.35**		5	U	--	
	MW-21-092022	9/20/2022	µg/L	1	U	1	U	1	U	3	U	1	U	**1.14**		5	U	--	
	MW-21-031423	3/14/2023	µg/L	1	U	1	U	1	U	3	U	1	U	1	U	5	U	--	

Table 4B. Analytical Results for Groundwater, Historical

Products (SE) Pipe Line Corporation

Lewis Drive Remediation Site, Belton, South Carolina

Site ID #18693 "Kinder Morgan Belton Pipeline Release"

Location	Sample ID	Sample Date	Units	Analyte																	
				Benzene		Ethylbenzene		Toluene		Total Xylenes		1,2-DCA		MTBE		Naphthalene		EDB	
		RBSL[a]:	µg/L	5.0		700		1,000		10,000		5.0		40		25		0.05	
MW-21	MW-21-091323	9/13/2023	µg/L	1	U	1	U	1	U	3	U	1	U	1	U	5	UJ	--	
MW-22	--	7/27/2015	--	NS-IW		NS-IW		NS-IW		NS-IW		NS-IW		NS-IW		NS-IW		NS-IW	
	MW-22-012116	1/21/2016	µg/L	**19.8**		**3.40**		**47.2**		**37.4**		1	U	1	U	1	U	0.02	U
	--	11/28/2016	--	NS-IW		NS-IW		NS-IW		NS-IW		NS-IW		NS-IW		NS-IW		NS-IW	
	--	5/3/2017	--	NS-IW		NS-IW		NS-IW		NS-IW		NS-IW		NS-IW		NS-IW		NS-IW	
	MW-22-062917	6/29/2017	µg/L	**234**		10	U	**125**		30	U	10	U[b]	10	U	50	U[b]	--	
	--	7/17/2017	--	NS-IW		NS-IW		NS-IW		NS-IW		NS-IW		NS-IW		NS-IW		NS-IW	
	--	8/1/2017	--	NS-IW		NS-IW		NS-IW		NS-IW		NS-IW		NS-IW		NS-IW		NS-IW	
	--	9/5/2017	--	NS-IW		NS-IW		NS-IW		NS-IW		NS-IW		NS-IW		NS-IW		NS-IW	
	--	10/4/2017	--	NS-IW		NS-IW		NS-IW		NS-IW		NS-IW		NS-IW		NS-IW		NS-IW	
	--	11/8/2017	--	NS-IW		NS-IW		NS-IW		NS-IW		NS-IW		NS-IW		NS-IW		NS-IW	
	--	12/4/2017	--	NS-IW		NS-IW		NS-IW		NS-IW		NS-IW		NS-IW		NS-IW		NS-IW	
	--	1/8/2018	--	NS-IW		NS-IW		NS-IW		NS-IW		NS-IW		NS-IW		NS-IW		NS-IW	
	--	2/6/2018	--	NS-IW		NS-IW		NS-IW		NS-IW		NS-IW		NS-IW		NS-IW		NS-IW	
	MW-22-030618	3/6/2018	µg/L	1	U	1	U	**1.03**		3	U	1	U	1	U	5	U	--	
	MW-22-040618	4/6/2018	µg/L	1	U	1	U	**1.76**		**46.6**		1	U	1	U	5	U	--	
	MW-22-050318	5/3/2018	µg/L	**1.43**		**1.79**		**33.1**		**426**		1	U	1	U	1	U	--	
	MW-22-060518	6/5/2018	µg/L	1	U	1	U	**4.27**		**41.6**		1	U	1	U	5	U	--	
	MW-22-071218	7/12/2018	µg/L	1	U	1	U	1	U	3	U	1	U	1	U	5	U	--	
	MW-22-091318	9/13/2018	µg/L	1	U	1	U	1	U	3	U	1	U	1	U	5	U	--	
	MW-22-120518	12/5/2018	µg/L	1	U	1	U	1	U	3	U	1	U	1	U	5	U	--	
	MW-22-030519	3/5/2019	µg/L	1	U	1	U	1	U	3	U	1	U	1	U	5	U	--	
	MW-22-060519	6/5/2019	µg/L	1	U	1	U	1	U	3	U	1	U	1	U	5	U	--	
	--	9/16/2019	--	NS-IW		NS-IW		NS-IW		NS-IW		NS-IW		NS-IW		NS-IW		NS-IW	
	MW-22-121819	12/18/2019	µg/L	1	U	1	U	1	U	3	U	1	U	1	U	5	U	--	
	MW-22-031220	3/12/2020	µg/L	1	U	1	U	1	U	3	U	1	U	1	U	5	U	--	
	MW-22-070820	7/8/2020	µg/L	1	U	1	U	1	U	3	U	1	U	1	U	5	U	--	
	--	11/10/2020	--	NS-IW		NS-IW		NS-IW		NS-IW		NS-IW		NS-IW		NS-IW		NS-IW	
	MW-22-032421	3/24/2021	µg/L	1	U	1	U	1	U	3	U	1	U	1	U	5	U	--	
	MW-22-071421	7/14/2021	µg/L	1	U	1	U	1	U	3	U	1	U	1	U	5	U	--	
	--	11/18/2021	--	NS-IW		NS-IW		NS-IW		NS-IW		NS-IW		NS-IW		NS-IW		NS-IW	
	MW-22-030122	3/1/2022	µg/L	1	U	1	U	1	U	3	U	1	U	1	U	5	U	--	
	--	9/19/2022	--	NS-IW		NS-IW		NS-IW		NS-IW		NS-IW		NS-IW		NS-IW		NS-IW	
	MW-22-031523	3/15/2023	µg/L	1	U	1	U	1	U	3	U	1	U	1	U	5	U	--	
	--	9/11/2023	--	NS-IW		NS-IW		NS-IW		NS-IW		NS-IW		NS-IW		NS-IW		NS-IW	
MW-23	MW-23-072715	7/27/2015	µg/L	5	U[b]	5	U	**7.50**		10	U	5	U[b]	5	U	5	U	0.02	U
	MW-23-012016	1/20/2016	µg/L	1	U	1	U	1	U	2	U	1	U	1	U	1	U	0.019	U
	MW-23-120216	12/2/2016	µg/L	**450**		5	U	**14.6**		**336**		5	U[b]	**46.4**		**5.90**		--	

Table 4B. Analytical Results for Groundwater, Historical

Products (SE) Pipe Line Corporation

Lewis Drive Remediation Site, Belton, South Carolina

Site ID #18693 "Kinder Morgan Belton Pipeline Release"

Location	Sample ID	Sample Date	Units	Analyte																	
				Benzene		Ethylbenzene		Toluene		Total Xylenes		1,2-DCA		MTBE		Naphthalene		EDB	
		RBSL[a]:	µg/L	5.0		700		1,000		10,000		5.0		40		25		0.05	
MW-23	MW-23-031317	3/13/2017	µg/L	**709**		5	U	**23.1**		**548**		5	U[b]	**127**		25	U[b]	--	
	MW-23-032017	3/20/2017	µg/L	**642**		10	U	**12.7**		**579**		10	U[b]	**108**		50	U[b]	--	
	MW-23-033117	3/31/2017	µg/L	**685**		10	U	**16.5**		**624**		10	U[b]	**130**		50	U[b]	--	
	MW-23-040617	4/6/2017	µg/L	**432**		1	U	**6.61**		**254**		1	U	**76.5**		5	U	--	
	MW-23-062817	6/28/2017	µg/L	**131**		10	U	10	U	**117**		10	U[b]	**19.1**		5	U	--	
	MW-23-071717	7/17/2017	µg/L	**1.20**		1	U	1	U	3	U	1	U	1	U	5	U	--	
	MW-23-080117	8/1/2017	µg/L	**132**		1	U	**6.18**		**252**		1	U	**48.1**		5	U	--	
	MW-23-090717	9/7/2017	µg/L	**1,110**		**9.25**		**43.1**		**999**		5	U[b]	**141**		25	U[b]	--	
	MW-23-100417	10/4/2017	µg/L	**703**		10	U	**17.5**		**515**		10	U[b]	**90.1**		50	U[b]	--	
	MW-23-110817	11/8/2017	µg/L	**788**		10	U	**21.5**		**580**		10	U[b]	**118**		50	U[b]	--	
	MW-23-120617	12/6/2017	µg/L	**693**		10	U	**17.0**		**408**		10	U[b]	**99.5**		50	U[b]	--	
	MW-23-010918	1/9/2018	µg/L	**127**		10	U	10	U	**137**		10	U[b]	**69.6**		50	U[b]	--	
	MW-23-020618	2/6/2018	µg/L	**1.10**		1	U	1	U	3	U	1	U	**33.8**		5	U	--	
	MW-23-030618	3/6/2018	µg/L	1	U	1	U	1	U	3	U	1	U	**17.5**		5	U	--	
	MW-23-040618	4/6/2018	µg/L	1	U	1	U	1	U	3	U	1	U	**32.0**		5	U	--	
	MW-23-050318	5/3/2018	µg/L	1	U	1	U	1	U	3	U	1	U	**19.1**		5	U	--	
	MW-23-060518	6/5/2018	µg/L	1	U	1	U	1	U	3	U	1	U	**5.28**		5	U	--	
	MW-23-071218	7/12/2018	µg/L	1	U	1	U	1	U	3	U	1	U	**7.05**		5	U	--	
	MW-23-080218	8/2/2018	µg/L	**17.9**		1	U	1	U	**10.4**		1	U	**5.01**		5	U	--	
	MW-23-091118	9/11/2018	µg/L	**2.30**		1	U	1	U	3	U	1	U	**11.0**		5	U	--	
	MW-23-110218	11/2/2018	µg/L	**11.1**		1	U	**2.48**		**4.85**		1	U	**8.35**		5	U	--	
	MW-23-120518	12/5/2018	µg/L	1	U	1	U	1	U	3	U	1	U	**2.08**		5	U	--	
	MW-23-022019	2/20/2019	µg/L	**5.34**		1	U	**2.16**		3	U	1	U	**7.24**		5	U	--	
	MW-23-030519	3/5/2019	µg/L	**87.7**		**1.16**		**1.35**		**46.2**		1	U	**16.5**		5	U	--	
	MW-23-051419	5/14/2019	µg/L	**412**		**5.37**		**20.7**		**190**		1	U	**28.0**		**10.9**		--	
	MW-23-060519	6/5/2019	µg/L	**520**		5	U	**5.77**		**211**		5	U	**27.7**		25	U	--	
	MW-23-082119	8/21/2019	µg/L	**1,860**		**82.8**		**507**		**1,190**		10	U[b]	**88.7**		50	U[b]	--	
	MW-23-091919	9/19/2019	µg/L	**2,950**		**192**		**1,060**		**2,210**		5	U	**99.9**		**38.4**		--	
	MW-23-110719	11/7/2019	µg/L	**1,200**		20	U	**94.1**		**481**		20	U[b]	**41.7**		100	U[b]	--	
	MW-23-122019	12/20/2019	µg/L	**575**		**10.1**		**12.0**		**279**		1	U	**41.8**		**11.0**		--	
	MW-23-021220	2/12/2020	µg/L	**408**		20	U	20	U	**150**		20	U[b]	**36.3**		100	U[b]	--	
	MW-23-031120	3/11/2020	µg/L	**349**		20	U	20	U	**153**		20	U[b]	**41.0**		100	U[b]	--	
	MW-23-050620	5/6/2020	µg/L	**1,660**		**119**		**1,220**		**1,430**		20	U[b]	**25.0**		100	U[b]	--	
	MW-23-070920	7/9/2020	µg/L	**3,490**		**239**		**3,780**		**2,240**		20	U[b]	**56.9**		100	U[b]	--	
	MW-23-091520	9/15/2020	µg/L	**6,380**		**637**		**10,100**		**4,120**		20	U[b]	**186**		100	U[b]	--	
	MW-23-111120	11/11/2020	µg/L	**3,290**		**353**		**3,430**		**2,470**		20	U[b]	**85.1**		100	U[b]	--	
	MW-23-012021	1/20/2021	µg/L	**1,270**		100	U	100	U	**359**		100	U[b]	100	U[b]	500	U[b]	--	
	MW-23-032421	3/24/2021	µg/L	**2,140**		**153**		**945**		**1,380**		25	U[b]	25	U	125	U[b]	--	

Table 4B. Analytical Results for Groundwater, Historical

Products (SE) Pipe Line Corporation

Lewis Drive Remediation Site, Belton, South Carolina

Site ID #18693 "Kinder Morgan Belton Pipeline Release"

Location	Sample ID	Sample Date	Units	Analyte																	
				Benzene		Ethylbenzene		Toluene		Total Xylenes		1,2-DCA		MTBE		Naphthalene		EDB			
		RBSL[a]:	µg/L	5.0		700		1,000		10,000		5.0		40		25		0.05			
MW-23	MW-23-051921	5/19/2021	µg/L	3,320		367		2,410		2,130		25	U[b]	55.7		125	UJ[b]	--			
	MW-23-071321	7/13/2021	µg/L	3,020		295		2,100		1,700		25	U[b]	41.2		125	U[b]	--			
	MW-23-091721	9/17/2021	µg/L	4,730		779		4,550		4,530		25	U[b]	55.4		125	U[b]	--			
	MW-23-111821	11/18/2021	µg/L	1,160		25	U	250		450		25	U[b]	26.1		125	U[b]	--			
	MW-23-030222	3/2/2022	µg/L	513		5.18		15.0		98.8		5	U	19.5	J	25	UJ	--			
	MW-23-061422	6/14/2022	µg/L	3,180		368		1100		2110		5	U	20.4		64.7		--			
	MW-23-092022	9/20/2022	µg/L	619		50	U	50	U	150	U	50	U[b]	50	U[b]	250	U[b]	--			
	MW-23-121322	12/13/2022	µg/L	10	U[b]	10	U	10	U	30	U	10	U[b]	10	U	50	U[b]	--			
	MW-23-031423	3/14/2023	µg/L	1	U	1	U	1	U	3	U	1	U	1	U	5	U	--			
	MW-23-061923	6/19/2023	µg/L	242		7.25		5.70		80.2		1	U	1.86		5.51		--			
	MW-23-091223	9/12/2023	µg/L	58.1		1.42		1.02		11.1		1	U	1.05		5	UJ	--			
	MW-23-121923	12/19/2023	µg/L	1,220		4.80		13.0		48.8		1	U	8.12	J	41.4		--			
MW-23B	MW-23B-080515	8/5/2015	µg/L	5	U[b]	5	U	7.00		10	U	5	U[b]	5	U	5	U	0.02	U		
	MW-23B-012016	1/20/2016	µg/L	1	U	1	U	3.90		7.10		1	U	1	U	1	U	0.02	U		
	MW-23B-120216	12/2/2016	µg/L	1	U	1.40		3.50		11.0		1	U	1	U	1.30		--			
	MW-23B-031317	3/13/2017	µg/L	1	U	1.11		2.63		8.86		1	U	1	U	5	U	--			
	MW-23B-032017	3/20/2017	µg/L	1	U	1.55		2.98		11.7		1	U	1	U	5	U	--			
	MW-23B-033117	3/31/2017	µg/L	1	U	1.24		2.41		8.86		1	U	1	U	5	U	--			
	MW-23B-040617	4/6/2017	µg/L	1	U	1.21		2.41		9.23		1	U	1	U	5	U	--			
	MW-23B-062817	6/28/2017	µg/L	1	U	1	U	1.73		6.20		1	U	1	U	5	U	--			
	MW-23B-090717	9/7/2017	µg/L	1	U	1	U	1.65		5.40		1	U	1	U	5	U	--			
	MW-23B-120617	12/6/2017	µg/L	1	U	1.20		2.48		7.93		1	U	1	U	5	U	--			
	MW-23B-030618	3/6/2018	µg/L	1	U	1.20		4.57		9.14		1	U	1	U	5	U	--			
	MW-23B-060518	6/5/2018	µg/L	1	U	1	U	1.08		4.21		1	U	1	U	5	U	--			
	MW-23B-091118	9/11/2018	µg/L	1	U	1	U	1.24		3	U	1	U	1	U	5	U	--			
	MW-23B-120518	12/5/2018	µg/L	1	U	1	U	1	U	3	U	1	U	1	U	5	U	--			
	MW-23B-030519	3/5/2019	µg/L	1	U	1	U	1	U	3	U	1	U	1	U	5	U	--			
	MW-23B-060519	6/5/2019	µg/L	1	U	1	U	1	U	3	U	1	U	1	U	5	U	--			
	MW-23B-091919	9/19/2019	µg/L	1	U	1	U	1	U	3	U	1	U	1	U	5	U	--			
	MW-23B-121719	12/17/2019	µg/L	1	U	1	U	1	U	3	U	1	U	1	U	5	U	--			
	MW-23B-031220	3/12/2020	µg/L	1	U	1	U	1	U	3	U	1	U	1	U	5	U	--			
	MW-23B-070720	7/7/2020	µg/L	1	U	1	U	1	U	3	U	1	U	1	U	5	U	--			
	MW-23B-111120	11/11/2020	µg/L	1	U	1	U	1	U	3	U	1	U	1	U	5	U	--			
	MW-23B-032421	3/24/2021	µg/L	1	U	1	U	1	U	3	U	1	U	1	U	5	U	--			
	MW-23B-071321	7/13/2021	µg/L	1	U	1	U	1	U	3	U	1	U	1	U	5	U	--			
	MW-23B-111821	11/18/2021	µg/L	1	U	1	U	1	U	3	U	1	U	1	U	5	U	--			
	MW-23B-030222	3/2/2022	µg/L	1	U	1	U	1	U	3	U	1	U	1	U	5	U	--			
	MW-23B-092022	9/20/2022	µg/L	1	U	1	U	1	U	3	U	1	U	1	U	5	U	--			

Table 4B. Analytical Results for Groundwater, Historical

Products (SE) Pipe Line Corporation

Lewis Drive Remediation Site, Belton, South Carolina

Site ID #18693 "Kinder Morgan Belton Pipeline Release"

Location	Sample ID	Sample Date	Units	Analyte																	
				Benzene		Ethylbenzene		Toluene		Total Xylenes		1,2-DCA		MTBE		Naphthalene		EDB			
		RBSL[a]:	µg/L	5.0		700		1,000		10,000		5.0		40		25		0.05			
MW-23B	MW-23B-031423	3/14/2023	µg/L	1	U	1	U	1	U	3	U	1	U	1	U	5	U	--			
	MW-23B-091223	9/12/2023	µg/L	1	U	1	U	1	U	3	U	1	U	1	U	5	UJ	--			
MW-24	MW-24-080515	8/5/2015	µg/L	5	U[b]	5	U	5	U	10	U	5	U[b]	5	U	5	U	0.02	U		
	MW-24-012616	1/26/2016	µg/L	1	U	1	U	1	U	2	U	1	U	1	U	1	U	0.019	U		
	MW-24-120716	12/7/2016	µg/L	1	U	1	U	1	U	1	U	1	U	1	U	1	U	--			
	MW-24-062817	6/28/2017	µg/L	**28.8**		**3.96**		**1.70**		**22.2**		1	U	1	U	5	U	--			
	MW-24-090817	9/8/2017	µg/L	1	U	1	U	1	U	3	U	1	U	1	U	5	U	--			
	MW-24-120617	12/6/2017	µg/L	1	U	1	U	1	U	3	U	1	U	1	U	5	U	--			
	MW-24-030818	3/8/2018	µg/L	1	U	1	U	1	U	3	U	1	U	1	U	5	U	--			
	MW-24-060618	6/6/2018	µg/L	1	U	1	U	1	U	3	U	1	U	1	U	5	U	--			
	MW-24-091218	9/12/2018	µg/L	1	U	1	U	1	U	3	U	1	U	1	U	5	U	--			
	MW-24-120618	12/6/2018	µg/L	1	U	1	U	1	U	3	U	1	U	1	U	5	U	--			
	MW-24-030619	3/6/2019	µg/L	1	U	1	U	1	U	3	U	1	U	1	U	5	U	--			
	MW-24-060519	6/5/2019	µg/L	1	U	1	U	1	U	3	U	1	U	1	U	5	U	--			
	MW-24-091719	9/17/2019	µg/L	1	U	1	U	1	U	3	U	1	U	1	U	5	U	--			
	MW-24-121819	12/18/2019	µg/L	1	U	1	U	1	U	3	U	1	U	1	U	5	U	--			
	MW-24-031020	3/10/2020	µg/L	1	U	1	U	1	U	3	U	1	U	1	U	5	U	--			
	MW-24-070820	7/8/2020	µg/L	1	U	1	U	1	U	3	U	1	U	1	U	5	U	--			
	MW-24-111220	11/12/2020	µg/L	1	U	1	U	1	U	3	U	1	U	1	U	5	U	--			
	MW-24-032421	3/24/2021	µg/L	1	U	1	U	1	U	3	U	1	U	1	U	5	U	--			
	MW-24-071421	7/14/2021	µg/L	1	U	1	U	1	U	3	U	1	U	1	U	5	U	--			
	MW-24-111821	11/18/2021	µg/L	1	U	1	U	1	U	3	U	1	U	1	U	5	U	--			
	MW-24-030222	3/2/2022	µg/L	1	U	1	U	1	U	3	U	1	U	1	U	5	U	--			
	MW-24-092122	9/21/2022	µg/L	1	U	1	U	1	U	3	U	1	U	1	U	5	U	--			
	MW-24-031523	3/15/2023	µg/L	1	U	1	U	1	U	3	U	1	U	1	U	5	U	--			
	MW-24-091323	9/13/2023	µg/L	1	U	1	U	1	U	3	U	1	U	1	U	5	U	--			
MW-24B	MW-24B-080515	8/5/2015	µg/L	5	U[b]	5	U	5	U	10	U	5	U[b]	5	U	5	U	0.02	U		
	MW-24B-012616	1/26/2016	µg/L	1	U	1	U	**3.30**		**6.80**		1	U	1	U	1	U	0.019	U		
	MW-24B-120716	12/7/2016	µg/L	1	U	1	U	**2.90**		**1.60**		1	U	1	U	1	U	--			
	MW-24B-062817	6/28/2017	µg/L	**28.9**		**3.89**		**1.77**		**20.7**		1	U	1	U	5	U	--			
	MW-24B-090817	9/8/2017	µg/L	1	U	1	U	1	U	3	U	1	U	1	U	5	U	--			
	MW-24B-120617	12/6/2017	µg/L	1	U	1	U	1	U	3	U	1	U	1	U	5	U	--			
	MW-24B-030818	3/8/2018	µg/L	1	U	1	U	1	U	3	U	1	U	1	U	5	U	--			
	MW-24B-060618	6/6/2018	µg/L	1	U	1	U	1	U	3	U	1	U	1	U	5	U	--			
	MW-24B-091218	9/12/2018	µg/L	1	U	1	U	1	U	3	U	1	U	1	U	5	U	--			
	MW-24B-120618	12/6/2018	µg/L	1	U	1	U	1	U	3	U	1	U	1	U	5	U	--			
	MW-24B-030619	3/6/2019	µg/L	1	U	1	U	1	U	3	U	1	U	1	U	5	U	--			
	MW-24B-060519	6/5/2019	µg/L	1	U	1	U	1	U	3	U	1	U	1	U	5	U	--			

Table 4B. Analytical Results for Groundwater, Historical

Products (SE) Pipe Line Corporation

Lewis Drive Remediation Site, Belton, South Carolina

Site ID #18693 "Kinder Morgan Belton Pipeline Release"

Location	Sample ID	Sample Date	Units	Analyte																	
				Benzene		Ethylbenzene		Toluene		Total Xylenes		1,2-DCA		MTBE		Naphthalene		EDB	
		RBSL[a]:	µg/L	5.0		700		1,000		10,000		5.0		40		25		0.05	
MW-24B	MW-24B-091719	9/17/2019	µg/L	1	U	1	U	1	U	3	U	1	U	1	U	5	U	--	
	MW-24B-121819	12/18/2019	µg/L	1	U	1	U	1	U	3	U	1	U	1	U	5	U	--	
	MW-24B-031020	3/10/2020	µg/L	1	U	1	U	1	U	3	U	1	U	1	U	5	U	--	
	MW-24B-070820	7/8/2020	µg/L	1	U	1	U	1	U	3	U	1	U	1	U	5	U	--	
	MW-24B-111220	11/12/2020	µg/L	1	U	1	U	1	U	3	U	1	U	1	U	5	U	--	
	MW-24B-032421	3/24/2021	µg/L	1	U	1	U	1	U	3	U	1	U	1	U	5	U	--	
	MW-24B-071421	7/14/2021	µg/L	1	U	1	U	1	U	3	U	1	U	1	U	5	U	--	
	MW-24B-111821	11/18/2021	µg/L	**1.79**		1	U	1	U	3	U	1	U	1	U	5	U	--	
	MW-24B-030222	3/2/2022	µg/L	**1.27**		1	U	1	U	3	U	1	U	1	U	5	U	--	
	MW-24B-092122	9/21/2022	µg/L	1	U	1	U	1	U	3	U	1	U	1	U	5	U	--	
	MW-24B-031523	3/15/2023	µg/L	1	U	1	U	1	U	3	U	1	U	1	U	5	U	--	
	MW-24B-091323	9/13/2023	µg/L	1	U	1	U	1	U	3	U	1	U	1	U	5	U	--	
MW-25	MW-25-012716	1/27/2016	µg/L	**101**		1	U	1	U	**115**		1	U	1	U	**1.80**		0.02	U
	MW-25-012716	12/1/2016	µg/L	**675**		**30.2**		**15.3**		**619**		5	U[b]	**5.90**		**29.7**		--	
	MW-25-031417	3/14/2017	µg/L	**627**		**28.6**		**10.1**		**668**		10	U[b]	10	U	50	U[b]	--	
	MW-25-032017	3/20/2017	µg/L	**604**		**20.4**		20	U	**680**		20	U[b]	20	U	100	U[b]	--	
	MW-25-033117	3/31/2017	µg/L	**673**		**30.1**		**12.0**		**736**		10	U[b]	10	U	50	U[b]	--	
	MW-25-040617	4/6/2017	µg/L	**558**		**24.3**		10	U	**682**		10	U[b]	10	U	50	U[b]	--	
	MW-25-050317	5/3/2017	µg/L	**519**		**49.3**		**10.1**		**614**		1	U	1	U	**43.2**		--	
	MW-25-062817	6/28/2017	µg/L	**431**		**34.8**		10	U	**520**		10	U[b]	10	U	50	U[b]	--	
	MW-25-071717	7/17/2017	µg/L	**230**		**13.4**		10	U	**264**		10	U[b]	10	U	50	U[b]	--	
	MW-25-080117	8/1/2017	µg/L	**234**		**14.4**		10	U	**277**		10	U[b]	10	U	50	U[b]	--	
	MW-25-090817	9/8/2017	µg/L	**200**		**12.2**		**1.27**		**214**		1	U	1	U	**10.6**		--	
	MW-25-100417	10/4/2017	µg/L	**173**		**16.2**		**1.73**		**276**		1	U	**1.10**		**6.77**		--	
	MW-25-110817	11/8/2017	µg/L	**82.9**		**7.21**		1	U	**143**		1	U	1	U	**7.74**		--	
	MW-25-120617	12/6/2017	µg/L	**23.8**		**1.84**		1	U	**60.5**		1	U	1	U	5	U	--	
	MW-25-010918	1/9/2018	µg/L	**72.0**		**2.74**		1	U	**111**		1	U	1	U	5	U	--	
	MW-25-020618	2/6/2018	µg/L	**10.8**		1	U	1	U	**19.3**		1	U	1	U	5	U	--	
	MW-25-030818	3/8/2018	µg/L	1	U	1	U	1	U	3	U	1	U	1	U	5	U	--	
	MW-25-040618	4/6/2018	µg/L	1	U	1	U	1	U	3	U	1	U	1	U	5	U	--	
	MW-25-050318	5/3/2018	µg/L	1	U	1	U	1	U	3	U	1	U	1	U	5	U	--	
	MW-25-060518	6/5/2018	µg/L	1	U	1	U	1	U	3	U	1	U	1	U	5	U	--	
	MW-25-071218	7/12/2018	µg/L	1	U	1	U	1	U	3	U	1	U	1	U	5	U	--	
	MW-25-091218	9/12/2018	µg/L	1	U	1	U	1	U	3	U	1	U	1	U	5	U	--	
	MW-25-120518	12/5/2018	µg/L	1	U	1	U	1	U	3	U	1	U	1	U	5	U	--	
	MW-25-030619	3/6/2019	µg/L	1	U	1	U	1	U	3	U	1	U	1	U	5	U	--	
	MW-25-060519	6/5/2019	µg/L	1	U	1	U	1	U	3	U	1	U	1	U	5	U	--	
	MW-25-091919	9/19/2019	µg/L	1	U	1	U	1	U	3	U	1	U	1	U	5	U	--	

Table 4B. Analytical Results for Groundwater, Historical

Products (SE) Pipe Line Corporation

Lewis Drive Remediation Site, Belton, South Carolina

Site ID #18693 "Kinder Morgan Belton Pipeline Release"

Location	Sample ID	Sample Date	Units	Analyte																	
				Benzene		Ethylbenzene		Toluene		Total Xylenes		1,2-DCA		MTBE		Naphthalene		EDB	
		RBSL[a]:	µg/L	5.0		700		1,000		10,000		5.0		40		25		0.05	
MW-25	MW-25-121819	12/18/2019	µg/L	1	U	1	U	1	U	3	U	1	U	1	U	5	U	--	
	MW-25-031020	3/10/2020	µg/L	1	U	1	U	1	U	3	U	1	U	1	U	5	U	--	
	MW-25-070820	7/8/2020	µg/L	1	U	1	U	1	U	3	U	1	U	1	U	5	U	--	
	MW-25-111220	11/12/2020	µg/L	1	U	1	U	1	U	3	U	1	U	1	U	5	U	--	
	MW-25-032521	3/25/2021	µg/L	1	U	1	U	1	U	3	U	1	U	1	U	5	U	--	
	MW-25-071421	7/14/2021	µg/L	1	U	1	U	1	U	3	U	1	U	1	U	5	U	--	
	MW-25-111721	11/17/2021	µg/L	**2.48**		1	U	1	U	3	U	1	U	**1.06**		5	U	--	
	MW-25-030122	3/1/2022	µg/L	1	U	1	U	1	U	3	U	1	U	1	U	5	U	--	
	MW-25-092122	9/21/2022	µg/L	1	U	1	U	1	U	3	U	1	U	1	U	5	UJ	--	
	MW-25-031423	3/14/2023	µg/L	1	U	1	U	1	U	3	U	1	U	1	U	5	U	--	
	MW-25-091323	9/13/2023	µg/L	1	U	1	U	1	U	3	U	1	U	1	U	5	U	--	
MW-25B	MW-25B-012716	1/27/2016	µg/L	1	U	1	U	1	U	2	U	1	U	1	U	1	U	0.02	U
	MW-25B-120116	12/1/2016	µg/L	1	U	1	U	1	U	1	U	1	U	1	U	1	U	--	
	MW-25B-031417	3/14/2017	µg/L	1	U	1	U	1	U	3	U	1	U	1	U	5	U	--	
	MW-25B-032017	3/20/2017	µg/L	1	U	1	U	1	U	3	U	1	U	1	U	5	U	--	
	MW-25B-033117	3/31/2017	µg/L	1	U	1	U	1	U	3	U	1	U	1	U	5	U	--	
	MW-25B-040617	4/6/2017	µg/L	1	U	1	U	1	U	3	U	1	U	1	U	5	U	--	
	MW-25B-062817	6/28/2017	µg/L	1	U	1	U	1	U	3	U	1	U	1	U	5	U	--	
	MW-25B-090817	9/8/2017	µg/L	1	U	1	U	1	U	3	U	1	U	1	U	5	U	--	
	MW-25B-120617	12/6/2017	µg/L	1	U	1	U	1	U	3	U	1	U	1	U	5	U	--	
	MW-25B-030818	3/8/2018	µg/L	1	U	1	U	1	U	3	U	1	U	1	U	5	U	--	
	MW-25B-060518	6/5/2018	µg/L	1	U	1	U	1	U	3	U	1	U	1	U	5	U	--	
	MW-25B-091218	9/12/2018	µg/L	1	U	1	U	1	U	3	U	1	U	1	U	5	U	--	
	MW-25B-120518	12/5/2018	µg/L	1	U	1	U	1	U	3	U	1	U	1	U	5	U	--	
	MW-25B-030619	3/6/2019	µg/L	1	U	1	U	1	U	3	U	1	U	1	U	5	U	--	
	MW-25B-060519	6/5/2019	µg/L	1	U	1	U	1	U	3	U	1	U	1	U	5	U	--	
	MW-25B-091919	9/19/2019	µg/L	1	U	1	U	1	U	3	U	1	U	1	U	5	U	--	
	MW-25B-121819	12/18/2019	µg/L	1	U	1	U	1	U	3	U	1	U	1	U	5	U	--	
	MW-25B-031020	3/10/2020	µg/L	**1.12**		1	U	1	U	3	U	1	U	1	U	5	U	--	
	MW-25B-070820	7/8/2020	µg/L	**1.38**		1	U	1	U	3	U	1	U	1	U	5	U	--	
	MW-25B-111220	11/12/2020	µg/L	**3.77**		1	U	1	U	3	U	1	U	1	U	5	U	--	
	MW-25B-032521	3/25/2021	µg/L	**1.44**		1	U	1	U	3	U	1	U	1	U	5	U	--	
	MW-25B-071421	7/14/2021	µg/L	**2.29**		1	U	1	U	3	U	1	U	**1.05**		5	U	--	
	MW-25B-111721	11/17/2021	µg/L	1	U	1	U	1	U	3	U	1	U	1	U	5	U	--	
	MW-25B-030222	3/2/2022	µg/L	1	U	1	U	1	U	3	U	1	U	**1.56**		5	U	--	
	MW-25B-092122	9/21/2022	µg/L	**9.55**		1	U	1	U	3	U	1	U	**2.34**		5	UJ	--	
	MW-25B-031423	3/14/2023	µg/L	1	U	1	U	1	U	3	U	1	U	**1.95**		5	U	--	
	MW-25B-091323	9/13/2023	µg/L	**3.19**		1	U	1	U	3	U	1	U	**1.82**		5	U	--	

Table 4B. Analytical Results for Groundwater, Historical

Products (SE) Pipe Line Corporation

Lewis Drive Remediation Site, Belton, South Carolina

Site ID #18693 "Kinder Morgan Belton Pipeline Release"

Location	Sample ID	Sample Date	Units	Analyte																	
				Benzene		Ethylbenzene		Toluene		Total Xylenes		1,2-DCA		MTBE		Naphthalene		EDB	
		RBSL[a]:	µg/L	5.0		700		1,000		10,000		5.0		40		25		0.05	
MW-26	MW-26-012016	1/20/2016	µg/L	1	U	1	U	1	U	2	U	1	U	1	U	1	U	0.019	U
	MW-26-120116	12/1/2016	µg/L	1	U	1	U	**2.30**		1	U	1	U	1	U	1	U	--	
	MW-26-031417	3/14/2017	µg/L	1	U	1	U	1	U	3	U	1	U	1	U	5	U	--	
	MW-26-032017	3/20/2017	µg/L	1	U	1	U	1	U	3	U	1	U	1	U	5	U	--	
	MW-26-033117	3/31/2017	µg/L	1	U	1	U	1	U	3	U	1	U	1	U	5	U	--	
	MW-26-040617	4/6/2017	µg/L	1	U	1	U	1	U	3	U	1	U	1	U	5	U	--	
	MW-26-050317	5/3/2017	µg/L	1	U	1	U	1	U	3	U	1	U	1	U	5	U	--	
	MW-26-062817	6/28/2017	µg/L	1	U	1	U	1	U	3	U	1	U	1	U	5	U	--	
	MW-26-071717	7/17/2017	µg/L	1	U	1	U	1	U	3	U	1	U	1	U	5	U	--	
	MW-26-080117	8/1/2017	µg/L	1	U	1	U	1	U	3	U	1	U	1	U	5	U	--	
	MW-26-090717	9/7/2017	µg/L	1	U	1	U	1	U	3	U	1	U	1	U	5	U	--	
	MW-26-100417	10/4/2017	µg/L	1	U	1	U	1	U	3	U	1	U	1	U	5	U	--	
	MW-26-110817	11/8/2017	µg/L	1	U	1	U	**1.17**		3	U	1	U	1	U	5	U	--	
	MW-26-120617	12/6/2017	µg/L	1	U	1	U	1	U	3	U	1	U	1	U	5	U	--	
	MW-26-010918	1/9/2018	µg/L	1	U	**1.79**		**6.20**		**13.8**		1	U	1	U	5	U	--	
	MW-26-020618	2/6/2018	µg/L	1	U	1	U	1	U	3	U	1	U	1	U	5	U	--	
	MW-26-030618	3/6/2018	µg/L	1	U	1	U	1	U	3	U	1	U	1	U	5	U	--	
	MW-26-040618	4/6/2018	µg/L	1	U	1	U	1	U	3	U	1	U	1	U	5	U	--	
	MW-26-050318	5/3/2018	µg/L	1	U	1	U	1	U	3	U	1	U	1	U	5	U	--	
	MW-26-060518	6/5/2018	µg/L	1	U	1	U	1	U	3	U	1	U	1	U	5	U	--	
	MW-26-071218	7/12/2018	µg/L	1	U	1	U	1	U	3	U	1	U	1	U	5	U	--	
	MW-26-091118	9/11/2018	µg/L	1	U	1	U	1	U	3	U	1	U	1	U	5	U	--	
	MW-26-120518	12/5/2018	µg/L	1	U	1	U	1	U	3	U	1	U	1	U	5	U	--	
	MW-26-021919	2/19/2019	µg/L	1	U	1	U	1	U	3	U	1	U	1	U	5	U	--	
	MW-26-030519	3/5/2019	µg/L	1	U	1	U	1	U	3	U	1	U	1	U	5	U	--	
	MW-26-051519	5/15/2019	µg/L	1	U	1	U	1	U	3	U	1	U	1	U	5	U	--	
	MW-26-060519	6/5/2019	µg/L	1	U	1	U	1	U	3	U	1	U	1	U	5	U	--	
	MW-26-081919	8/19/2019	µg/L	1	U	1	U	1	U	3	U	1	U	1	U	5	U	--	
	MW-26-091919	9/19/2019	µg/L	1	U	1	U	1	U	3	U	1	U	1	U	5	U	--	
	MW-26-110419	11/4/2019	µg/L	1	U	1	U	1	U	3	U	1	U	1	U	5	U	--	
	MW-26-121719	12/17/2019	µg/L	1	U	1	U	1	U	3	U	1	U	1	U	5	U	--	
	MW-26-021220	2/12/2020	µg/L	1	U	1	U	1	U	3	U	1	U	1	U	5	U	--	
	MW-26-031220	3/12/2020	µg/L	1	U	1	U	1	U	3	U	1	U	1	U	5	U	--	
	MW-26-070720	7/7/2020	µg/L	1	U	1	U	1	U	3	U	1	U	1	U	5	U	--	
	MW-26-111120	11/11/2020	µg/L	1	U	1	U	1	U	3	U	1	U	1	U	5	U	--	
	MW-26-032421	3/24/2021	µg/L	1	U	1	U	1	U	3	U	1	U	1	U	5	U	--	
	MW-26-071321	7/13/2021	µg/L	1	U	1	U	1	U	3	U	1	U	1	U	5	U	--	
	MW-26-111821	11/18/2021	µg/L	1	U	1	U	1	U	3	U	1	U	1	U	5	U	--	

Table 4B. Analytical Results for Groundwater, Historical

Products (SE) Pipe Line Corporation

Lewis Drive Remediation Site, Belton, South Carolina

Site ID #18693 "Kinder Morgan Belton Pipeline Release"

Location	Sample ID	Sample Date	Units	Analyte																	
				Benzene		Ethylbenzene		Toluene		Total Xylenes		1,2-DCA		MTBE		Naphthalene		EDB	
		RBSL[a]:	µg/L	**5.0**		**700**		**1,000**		**10,000**		**5.0**		**40**		**25**		**0.05**	
MW-26	MW-26-030222	3/2/2022	µg/L	1	U	1	U	1	U	3	U	1	U	1	U	5	U	--	
	MW-26-092022	9/20/2022	µg/L	1	U	1	U	1	U	3	U	1	U	1	U	5	U	--	
	MW-26-031423	3/14/2023	µg/L	1	U	1	U	1	U	3	U	1	U	1	U	5	U	--	
	MW-26-091223	9/12/2023	µg/L	1	U	1	U	1	U	3	U	1	U	1	U	5	UJ	--	
MW-26B	MW-26B-012016	1/20/2016	µg/L	1	U	1	U	1	U	2	U	1	U	1	U	1	U	0.02	U
	MW-26B-120116	12/1/2016	µg/L	1	U	1	U	1	U	**1.30**		1	U	1	U	1	U	--	
	MW-26B-031417	3/14/2017	µg/L	1	U	1	U	1	U	3	U	1	U	1	U	5	U	--	
	MW-26B-032017	3/20/2017	µg/L	1	U	1	U	1	U	3	U	1	U	1	U	5	U	--	
	MW-26B-033117	3/31/2017	µg/L	1	U	1	U	1	U	3	U	1	U	1	U	5	U	--	
	MW-26B-040617	4/6/2017	µg/L	1	U	1	U	1	U	3	U	1	U	1	U	5	U	--	
	MW-26B-062817	6/28/2017	µg/L	1	U	1	U	1	U	3	U	1	U	1	U	5	U	--	
	MW-26B-090717	9/7/2017	µg/L	1	U	1	U	1	U	3	U	1	U	1	U	5	U	--	
	MW-26B-120617	12/6/2017	µg/L	1	U	1	U	1	U	3	U	1	U	1	U	5	U	--	
	MW-26B-030618	3/6/2018	µg/L	1	U	1	U	**1.03**		3	U	1	U	1	U	5	U	--	
	MW-26B-060518	6/5/2018	µg/L	1	U	1	U	1	U	3	U	1	U	1	U	5	U	--	
	MW-26B-091118	9/11/2018	µg/L	1	U	1	U	1	U	3	U	1	U	1	U	5	U	--	
	MW-26B-120518	12/5/2018	µg/L	1	U	1	U	1	U	3	U	1	U	1	U	5	U	--	
	MW-26B-030519	3/5/2019	µg/L	1	U	1	U	1	U	3	U	1	U	1	U	5	U	--	
	MW-26B-060519	6/5/2019	µg/L	1	U	1	U	1	U	3	U	1	U	1	U	5	U	--	
	MW-26B-091919	9/19/2019	µg/L	1	U	1	U	1	U	3	U	1	U	1	U	5	U	--	
	MW-26B-121719	12/17/2019	µg/L	1	U	1	U	1	U	3	U	1	U	1	U	5	U	--	
	MW-26B-031220	3/12/2020	µg/L	1	U	1	U	1	U	3	U	1	U	1	U	5	U	--	
	MW-26B-070720	7/7/2020	µg/L	1	U	1	U	1	U	3	U	1	U	1	U	5	U	--	
	MW-26B-111120	11/11/2020	µg/L	1	U	1	U	1	U	3	U	1	U	1	U	5	U	--	
	MW-26B-032421	3/24/2021	µg/L	1	U	1	U	1	U	3	U	1	U	1	U	5	U	--	
	MW-26B-071321	7/13/2021	µg/L	1	U	1	U	1	U	3	U	1	U	1	U	5	U	--	
	MW-26B-111821	11/18/2021	µg/L	1	U	1	U	1	U	3	U	1	U	1	U	5	U	--	
	MW-26B-030222	3/2/2022	µg/L	1	U	1	U	1	U	3	U	1	U	1	U	5	U	--	
	MW-26B-092022	9/20/2022	µg/L	1	U	1	U	1	U	3	U	1	U	1	U	5	U	--	
	MW-26B-031423	3/14/2023	µg/L	1	U	1	U	1	U	3	U	1	U	1	U	5	U	--	
	MW-26B-091223	9/12/2023	µg/L	1	U	1	U	1	U	3	U	1	U	1	U	5	UJ	--	
MW-27	MW-27-012716	1/27/2016	µg/L	1	U	1	U	1	U	2	U	1	U	1	U	1	U	0.019	U
	--	11/28/2016	--	NS-IW		NS-IW		NS-IW		NS-IW		NS-IW		NS-IW		NS-IW		NS-IW	
	MW-27-062817	6/28/2017	µg/L	**2.69**		**4.06**		**3.88**		**35.9**		1	U	1	U	5	U	--	
	MW-27-090817	9/8/2017	µg/L	**4.96**		**5.75**		**2.13**		**14.8**		1	U	1	U	5	U	--	
	MW-27-120517	12/5/2017	µg/L	**6.48**		**8.23**		**12.5**		**20.5**		1	U	1	U	5	U	--	
	MW-27-030818	3/8/2018	µg/L	**14.5**		**29.7**		**62.3**		**227**		1	U	1	U	5	U	--	
	MW-27-060518	6/5/2018	µg/L	**5.74**		**7.74**		**22.6**		**70.3**		1	U	1	U	5	U	--	

Table 4B. Analytical Results for Groundwater, Historical

Products (SE) Pipe Line Corporation

Lewis Drive Remediation Site, Belton, South Carolina

Site ID #18693 "Kinder Morgan Belton Pipeline Release"

Location	Sample ID	Sample Date	Units	Analyte																	
				Benzene		Ethylbenzene		Toluene		Total Xylenes		1,2-DCA		MTBE		Naphthalene		EDB	
		RBSL[a]:	µg/L	5.0		700		1,000		10,000		5.0		40		25		0.05	
MW-27	MW-27-091118	9/11/2018	µg/L	**2.06**		**2.94**		**7.44**		**25.6**		1	U	1	U	5	U	--	
	MW-27-120518	12/5/2018	µg/L	**2.96**		**9.03**		**23.1**		**50.3**		1	U	1	U	5	U	--	
	MW-27-030519	3/5/2019	µg/L	1	U	1	U	**4.05**		**9.95**		1	U	1	U	5	U	--	
	MW-27-060519	6/5/2019	µg/L	**1.33**		1	U	**5.04**		**11.0**		1	U	1	U	5	U	--	
	MW-27-091919	9/19/2019	µg/L	**1.04**		1	U	**1.09**		**5.00**		1	U	1	U	5	U	--	
	MW-27-121819	12/18/2019	µg/L	**1.09**		1	U	1	U	**5.19**		1	U	1	U	5	U	--	
	MW-27-031220	3/12/2020	µg/L	1	U	1	U	1	U	3	U	1	U	1	U	5	U	--	
	MW-27-070820	7/8/2020	µg/L	1	U	1	U	1	U	3	U	1	U	1	U	5	U	--	
	MW-27-111220	11/12/2020	µg/L	1	U	1	U	1	U	3	U	1	U	1	U	5	U	--	
	MW-27-032521	3/25/2021	µg/L	1	U	1	U	1	U	3	U	1	U	1	U	5	U	--	
	MW-27-071421	7/14/2021	µg/L	1	U	1	U	1	U	3	U	1	U	1	U	5	U	--	
	MW-27-111721	11/17/2021	µg/L	1	U	1	U	1	U	3	U	1	U	1	U	5	U	--	
	MW-27-030222	3/2/2022	µg/L	1	U	1	U	1	U	3	U	1	U	1	U	5	U	--	
	MW-27-092122	9/21/2022	µg/L	1	U	1	U	1	U	3	U	1	U	1	U	5	U	--	
	MW-27-031523	3/15/2023	µg/L	1	U	1	U	1	U	3	U	1	U	1	U	5	U	--	
	MW-27-091323	9/13/2023	µg/L	1	U	1	U	1	U	3	U	1	U	1	U	5	UJ	--	
MW-27B	MW-27B-051216	5/12/2016	µg/L	1	U	1	U	1	U	1	U	1	U	1	U	1	U	0.02	U
	MW-27B-120216	12/2/2016	µg/L	1	U	**5.30**		**9.1**		**45.7**		1	U	1	U	**8.90**		--	
	MW-27B-062817	6/28/2017	µg/L	1	U	**4.04**		**4.04**		**32.7**		1	U	1	U	**6.09**		--	
	MW-27B-090717	9/7/2017	µg/L	1	U	**3.73**		**6.35**		**30.3**		1	U	1	U	**7.54**		--	
	MW-27B-120517	12/5/2017	µg/L	1	U	**3.10**		**5.91**		**24.8**		1	U	1	U	**5.81**		--	
	MW-27B-030818	3/8/2018	µg/L	1	U	**3.44**		**6.82**		**28.8**		1	U	1	U	5	U	--	
	MW-27B-060518	6/5/2018	µg/L	1	U	**3.38**		**6.18**		**26.8**		1	U	1	U	**5.10**		--	
	MW-27B-091118	9/11/2018	µg/L	1	U	**2.98**		**5.65**		**25.0**		1	U	1	U	5	U	--	
	MW-27B-120518	12/5/2018	µg/L	1	U	**2.47**		**4.97**		**21.1**		1	U	1	U	5	U	--	
	MW-27B-030519	3/5/2019	µg/L	1	U	**2.40**		**4.76**		**20.0**		1	U	1	U	5	U	--	
	MW-27B-060519	6/5/2019	µg/L	1	U	**1.85**		**3.59**		**14.7**		1	U	1	U	5	U	--	
	MW-27B-091919	9/19/2019	µg/L	1	U	**2.05**		**3.87**		**16.2**		1	U	1	U	5	U	--	
	MW-27B-121719	12/17/2019	µg/L	1	U	**2.35**		**4.27**		**18.4**		1	U	1	U	5	U	--	
	MW-27B-031220	3/12/2020	µg/L	1	U	**1.67**		**3.03**		**13.1**		1	U	1	U	5	U	--	
	MW-27B-070820	7/8/2020	µg/L	1	U	**1.43**		**2.48**		**9.72**		1	U	1	U	5	U	--	
	MW-27B-111220	11/12/2020	µg/L	1	U	**1.78**		**3.27**		**13.6**		1	U	1	U	5	U	--	
	MW-27B-032521	3/25/2021	µg/L	1	U	1	U	1	U	3	U	1	U	1	U	5	U	--	
	MW-27B-071421	7/14/2021	µg/L	1	U	1	U	**1.31**		**5.63**		1	U	1	U	5	U	--	
	MW-27B-111721	11/17/2021	µg/L	1	U	**1.27**		**2.23**		**9.36**		1	U	1	U	5	U	--	
	MW-27B-030222	3/2/2022	µg/L	1	U	1	U	1	U	3	U	1	U	1	U	5	U	--	
	MW-27B-092122	9/21/2022	µg/L	1	U	1	U	**1.59**		**7.28**		1	U	1	U	5	U	--	
	MW-27B-031523	3/15/2023	µg/L	1	U	1	U	1	U	3	U	1	U	1	U	5	U	--	

Table 4B. Analytical Results for Groundwater, Historical

Products (SE) Pipe Line Corporation

Lewis Drive Remediation Site, Belton, South Carolina

Site ID #18693 "Kinder Morgan Belton Pipeline Release"

Location	Sample ID	Sample Date	Units	Analyte																	
				Benzene		Ethylbenzene		Toluene		Total Xylenes		1,2-DCA		MTBE		Naphthalene		EDB	
		RBSL[a]:	µg/L	5.0		700		1,000		10,000		5.0		40		25		0.05	
MW-27B	MW-27B-091323	9/13/2023	µg/L	1	U	1	U	1	U	3	U	1	U	1	U	5	UJ	--	
MW-28	MW-28-012716	1/27/2016	µg/L	**542**		**430**		**3,850**		**3,370**		1	U	**4.80**		**96.3**		0.02	U
	--	11/28/2016	--	NS-IW		NS-IW		NS-IW		NS-IW		NS-IW		NS-IW		NS-IW		NS-IW	
	MW-28-031517	3/15/2017	µg/L	**1,120**		**68.9**		**3,350**		**1,370**		50	U[b]	50	U[b]	250	U	--	
	--	3/20/2017	--	NS-IW		NS-IW		NS-IW		NS-IW		NS-IW		NS-IW		NS-IW		NS-IW	
	--	3/31/2017	--	NS-IW		NS-IW		NS-IW		NS-IW		NS-IW		NS-IW		NS-IW		NS-IW	
	--	4/6/2017	--	NS-IW		NS-IW		NS-IW		NS-IW		NS-IW		NS-IW		NS-IW		NS-IW	
	MW-28-050317	5/3/2017	µg/L	**65.9**		**14.5**		**263**		**1,010**		1	U	**2.94**		**9.33**		--	
	MW-28-062817	6/28/2017	µg/L	**199**		**55.0**		**108**		**546**		1	U	1	U	**10.1**		--	
	MW-28-071717	7/17/2017	µg/L	**219**		**64.2**		**85.8**		**422**		1	U	1	U	**14.7**		--	
	MW-28-080217	8/2/2017	µg/L	**219**		**48.7**		**52.7**		**187**		1	U	**3.46**		**11.9**		--	
	MW-28-090817	9/8/2017	µg/L	**130**		**16.2**		**175**		**388**		1	U	**4.77**		**13.6**		--	
	--	10/4/2017	--	NS-IW		NS-IW		NS-IW		NS-IW		NS-IW		NS-IW		NS-IW		NS-IW	
	--	11/7/2017	--	NS-IW		NS-IW		NS-IW		NS-IW		NS-IW		NS-IW		NS-IW		NS-IW	
	--	12/7/2017	--	NS-IW		NS-IW		NS-IW		NS-IW		NS-IW		NS-IW		NS-IW		NS-IW	
	--	1/9/2018	--	NS-IW		NS-IW		NS-IW		NS-IW		NS-IW		NS-IW		NS-IW		NS-IW	
	MW-28-020618	2/6/2018	µg/L	1	U	1	U	1	U	3	U	1	U	1	U	5	U	--	
	MW-28-030818	3/8/2018	µg/L	**10.1**		**9.92**		**5.27**		**21.2**		1	U	1	U	5	U	--	
	MW-28-040618	4/6/2018	µg/L	**16.1**		**11.6**		**4.00**		**23.4**		1	U	1	U	5	U	--	
	MW-28-050318	5/3/2018	µg/L	**8.25**		**8.82**		**1.55**		**24.5**		1	U	1	U	5	U	--	
	MW-28-060518	6/5/2018	µg/L	**3.81**		**3.77**		**1.01**		**16.0**		1	U	1	U	5	U	--	
	MW-28-071218	7/12/2018	µg/L	**3.91**		**5.19**		**1.05**		**8.82**		1	U	1	U	5	U	--	
	MW-28-091118	9/11/2018	µg/L	**28.0**		**25.2**		**3.66**		**4.89**		1	U	1	U	5	U	--	
	MW-28-120518	12/5/2018	µg/L	**13.7**		**8.04**		**1.47**		3	U	1	U	1	U	5	U	--	
	MW-28-030619	3/6/2019	µg/L	1	U	1	U	1	U	3	U	1	U	1	U	5	U	--	
	MW-28-060519	6/5/2019	µg/L	1	U	1	U	1	U	3	U	1	U	1	U	5	U	--	
	MW-28-091719	9/17/2019	µg/L	**1.68**		1	U	1	U	3	U	1	U	1	U	5	U	--	
	MW-28-121919	12/19/2019	µg/L	**23.7**		**18.3**		**2.79**		**4.33**		1	U	1	U	5	U	--	
	MW-28-031020	3/10/2020	µg/L	1	U	1	U	1	U	3	U	1	U	1	U	5	U	--	
	MW-28-070820	7/8/2020	µg/L	1	U	1	U	1	U	3	U	1	U	1	U	5	U	--	
	MW-28-111220	11/12/2020	µg/L	**3.07**		1	U	1	U	3	U	1	U	1	U	5	U	--	
	MW-28-032521	3/25/2021	µg/L	**1.03**		1	U	1	U	3	U	1	U	1	U	5	U	--	
	MW-28-071421	7/14/2021	µg/L	1	U	1	U	1	U	3	U	1	U	1	U	5	U	--	
	MW-28-111721	11/17/2021	µg/L	**1.18**		1	U	1	U	3	U	1	U	1	U	5	U	--	
	MW-28-030122	3/1/2022	µg/L	**1.22**		1	U	1	U	3	U	1	U	1	U	5	U	--	
	MW-28-092122	9/21/2022	µg/L	1	U	1	U	1	U	3	U	1	U	1	U	5	U	--	
	MW-28-031423	3/14/2023	µg/L	1	U	1	U	**2.93**		3	U	1	U	1	U	5	U	--	
	MW-28-091323	9/13/2023	µg/L	1	U	1	U	1	U	3	U	1	U	1	U	5	UJ	--	

Table 4B. Analytical Results for Groundwater, Historical

Products (SE) Pipe Line Corporation

Lewis Drive Remediation Site, Belton, South Carolina

Site ID #18693 "Kinder Morgan Belton Pipeline Release"

Location	Sample ID	Sample Date	Units	Analyte																	
				Benzene		Ethylbenzene		Toluene		Total Xylenes		1,2-DCA		MTBE		Naphthalene		EDB			
		RBSL[a]:	µg/L	5.0		700		1,000		10,000		5.0		40		25		0.05			
MW-29	MW-29-012116	1/21/2016	µg/L	1	U	1	U	1	U	2	U	1	U	1	U	1	U	0.02	U		
	MW-29-112916	11/29/2016	µg/L	1	U	1	U	1	U	1	U	1	U	1	U	1	U	--			
	MW-29-031317	3/13/2017	µg/L	1	U	1	U	1	U	3	U	1	U	1	U	5	U	--			
	MW-29-032017	3/20/2017	µg/L	1	U	1	U	1	U	3	U	1	U	1	U	5	U	--			
	MW-29-033117	3/31/2017	µg/L	1	U	1	U	1	U	3	U	1	U	1	U	5	U	--			
	MW-29-040617	4/6/2017	µg/L	1	U	1	U	1	U	3	U	1	U	1	U	5	U	--			
	MW-29-050317	5/3/2017	µg/L	1	U	1	U	1	U	3	U	1	U	1	U	5	U	--			
	MW-29-062817	6/28/2017	µg/L	1	U	1	U	1	U	3	U	1	U	1	U	5	U	--			
	MW-29-071717	7/17/2017	µg/L	1	U	1	U	1	U	3	U	1	U	1	U	5	U	--			
	MW-29-080117	8/1/2017	µg/L	1	U	1	U	1	U	3	U	1	U	1	U	5	U	--			
	MW-29-090717	9/7/2017	µg/L	1	U	1	U	1	U	3	U	1	U	1	U	5	U	--			
	MW-29-100417	10/4/2017	µg/L	1	U	1	U	1	U	3	U	1	U	1	U	5	U	--			
	MW-29-110817	11/8/2017	µg/L	1	U	1	U	1	U	3	U	1	U	1	U	5	U	--			
	MW-29-120617	12/6/2017	µg/L	1	U	1	U	1	U	3	U	1	U	1	U	5	U	--			
	MW-29-010918	1/9/2018	µg/L	1	U	1	U	1	U	3	U	1	U	1	U	5	U	--			
	MW-29-020618	2/6/2018	µg/L	1	U	1	U	1	U	3	U	1	U	1	U	5	U	--			
	MW-29-030718	3/7/2018	µg/L	1	U	1	U	1	U	3	U	1	U	1	U	5	U	--			
	MW-29-040618	4/6/2018	µg/L	1	U	1	U	1	U	3	U	1	U	1	U	5	U	--			
	MW-29-050318	5/3/2018	µg/L	1	U	1	U	1	U	3	U	1	U	1	U	5	U	--			
	MW-29-060518	6/5/2018	µg/L	1	U	1	U	1	U	3	U	1	U	1	U	5	U	--			
	MW-29-071218	7/12/2018	µg/L	1	U	1	U	1	U	3	U	1	U	1	U	5	U	--			
	MW-29-091118	9/11/2018	µg/L	1	U	1	U	1	U	3	U	1	U	1	U	5	U	--			
	MW-29-120518	12/5/2018	µg/L	1	U	1	U	1	U	3	U	1	U	1	U	5	U	--			
	MW-29-030519	3/5/2019	µg/L	1	U	1	U	1	U	3	U	1	U	1	U	5	U	--			
	MW-29-060519	6/5/2019	µg/L	1	U	1	U	1	U	3	U	1	U	1	U	5	U	--			
	MW-29-091919	9/19/2019	µg/L	1	U	1	U	1	U	3	U	1	U	1	U	5	U	--			
	MW-29-121719	12/17/2019	µg/L	1	U	1	U	1	U	3	U	1	U	1	U	5	U	--			
	MW-29-031220	3/12/2020	µg/L	1	U	1	U	1	U	3	U	1	U	1	U	**5.11**		--			
	MW-29-070720	7/7/2020	µg/L	1	U	1	U	1	U	3	U	1	U	1	U	5	U	--			
	MW-29-111120	11/11/2020	µg/L	1	U	1	U	1	U	3	U	1	U	1	U	5	U	--			
	MW-29-032421	3/24/2021	µg/L	1	U	1	U	1	U	3	U	1	U	1	U	5	U	--			
	MW-29-071321	7/13/2021	µg/L	1	U	1	U	1	U	3	U	1	UJ	1	U	5	U	--			
	MW-29-111821	11/18/2021	µg/L	1	U	1	U	1	U	3	U	1	U	1	U	5	U	--			
	MW-29-030222	3/2/2022	µg/L	1	U	1	U	1	U	3	U	1	U	1	U	5	U	--			
	MW-29-092022	9/20/2022	µg/L	1	U	1	U	1	U	3	U	1	U	1	U	5	U	--			
	MW-29-031423	3/14/2023	µg/L	1	U	1	U	1	U	3	U	1	U	1	U	5	U	--			
	MW-29-091223	9/12/2023	µg/L	1	U	1	U	1	U	3	U	1	U	1	U	5	UJ	--			
MW-30	MW-30-012516	1/25/2016	µg/L	1	U	1	U	1	U	2	U	1	U	1	U	1	U	0.02	U		

Table 4B. Analytical Results for Groundwater, Historical

Products (SE) Pipe Line Corporation

Lewis Drive Remediation Site, Belton, South Carolina

Site ID #18693 "Kinder Morgan Belton Pipeline Release"

Location	Sample ID	Sample Date	Units	Analyte																	
				Benzene		Ethylbenzene		Toluene		Total Xylenes		1,2-DCA		MTBE		Naphthalene		EDB	
		RBSL[a]:	µg/L	**5.0**		**700**		**1,000**		**10,000**		**5.0**		**40**		**25**		**0.05**	
MW-30	--	11/28/2016	--	NS-IW		NS-IW		NS-IW		NS-IW		NS-IW		NS-IW		NS-IW		NS-IW	
	MW-30-050417	5/4/2017	µg/L	**104**		**3.98**		**341**		**161**		1	U	1	U	5	U	--	
	MW-30-062917	6/29/2017	µg/L	**646**		25	U	**1,630**		**736**		25	U[b]	25	U	125	U[b]	--	
	MW-30-071717	7/17/2017	µg/L	**922**		25	U	**2,050**		**1,320**		25	U[b]	25	U	125	U[b]	--	
	MW-30-080217	8/2/2017	µg/L	**1,240**		**25.9**		**1,020**		**2,230**		25	U[b]	25	U	125	U[b]	--	
	--	9/5/2017	--	NS-IW		NS-IW		NS-IW		NS-IW		NS-IW		NS-IW		NS-IW		NS-IW	
	--	10/4/2017	--	NS-IW		NS-IW		NS-IW		NS-IW		NS-IW		NS-IW		NS-IW		NS-IW	
	--	11/8/2017	--	NS-IW		NS-IW		NS-IW		NS-IW		NS-IW		NS-IW		NS-IW		NS-IW	
	--	12/4/2017	--	NS-IW		NS-IW		NS-IW		NS-IW		NS-IW		NS-IW		NS-IW		NS-IW	
	--	1/8/2018	--	NS-IW		NS-IW		NS-IW		NS-IW		NS-IW		NS-IW		NS-IW		NS-IW	
	MW-30-020518	2/5/2018	µg/L	**2.20**		1	U	**1.86**		**4.10**		1	U	1	U	5	U	--	
	MW-30-030718	3/7/2018	µg/L	**22.1**		1	U	**8.94**		**19.1**		1	U	**2.25**		5	U	--	
	MW-30-040618	4/6/2018	µg/L	**1.90**		1	U	**7.38**		**5.95**		1	U	**2.22**		5	U	--	
	MW-30-050318	5/3/2018	µg/L	**1.19**		1	U	**3.70**		3	U	1	U	**2.29**		5	U	--	
	MW-30-060618	6/6/2018	µg/L	1	U	1	U	1	U	3	U	1	U	**2.58**		5	U	--	
	MW-30-071218	7/12/2018	µg/L	1	U	1	U	1	U	3	U	1	U	**2.79**		5	U	--	
	--	9/11/2018	--	NS-IW		NS-IW		NS-IW		NS-IW		NS-IW		NS-IW		NS-IW		NS-IW	
	MW-30-120718	12/7/2018	µg/L	1	U	1	U	1	U	3	U	1	U	**1.94**		**9.22**		--	
	MW-30-030719	3/7/2019	µg/L	1	U	1	U	1	U	3	U	1	U	1	U	5	U	--	
	MW-30-060419	6/4/2019	µg/L	1	U	1	U	1	U	3	U	1	U	1	U	5	U	--	
	--	9/16/2019	--	NS-IW		NS-IW		NS-IW		NS-IW		NS-IW		NS-IW		NS-IW		NS-IW	
	--	12/16/2019	--	NS-IW		NS-IW		NS-IW		NS-IW		NS-IW		NS-IW		NS-IW		NS-IW	
	MW-30-031320	3/13/2020	µg/L	1	U	1	U	1	U	3	U	1	U	1	U	5	U	--	
	--	7/6/2020	µg/L	NS-SS		NS-SS		NS-SS		NS-SS		NS-SS		NS-SS		NS-SS		NS-SS	
	--	11/10/2020	µg/L	NS-SS		NS-SS		NS-SS		NS-SS		NS-SS		NS-SS		NS-SS		NS-SS	
	MW-30-032621	3/26/2021	µg/L	1	U	1	U	1	U	3	U	1	U	1	U	5	U	--	
	--	7/13/2021	µg/L	NS-SS		NS-SS		NS-SS		NS-SS		NS-SS		NS-SS		NS-SS		NS-SS	
	--	11/17/2021	µg/L	NS-SS		NS-SS		NS-SS		NS-SS		NS-SS		NS-SS		NS-SS		NS-SS	
	MW-30-030322	3/3/2022	µg/L	1	U	1	U	1	U	3	U	1	U	1	U	5	U	--	
	MW-30-031523	3/15/2023	µg/L	1	U	1	U	1	U	3	U	1	U	1	U	5	U	--	
MW-31	MW-31-051016	5/10/2016	µg/L	1	U	1	U	1	U	1	U	1	U	1	U	1	U	0.02	U
	MW-31-112916	11/29/2016	µg/L	1	U	1	U	1	U	1	U	1	U	1	U	1	U	--	
	MW-31-050317	5/3/2017	µg/L	1	U	1	U	1	U	3	U	1	U	1	U	5	U	--	
	MW-31-062817	6/28/2017	µg/L	1	U	1	U	1	U	3	U	1	U	1	U	5	U	--	
	MW-31-071717	7/17/2017	µg/L	1	U	1	U	1	U	3	U	1	U	1	U	5	U	--	
	MW-31-080117	8/1/2017	µg/L	1	U	1	U	1	U	3	U	1	U	1	U	5	U	--	
	MW-31-090817	9/8/2017	µg/L	1	U	1	U	1	U	3	U	1	U	1	U	5	U	--	
	MW-31-100417	10/4/2017	µg/L	1	U	1	U	1	U	3	U	1	U	1	U	5	U	--	

Table 4B. Analytical Results for Groundwater, Historical

Products (SE) Pipe Line Corporation

Lewis Drive Remediation Site, Belton, South Carolina

Site ID #18693 "Kinder Morgan Belton Pipeline Release"

Location	Sample ID	Sample Date	Units	Analyte																	
				Benzene		Ethylbenzene		Toluene		Total Xylenes		1,2-DCA		MTBE		Naphthalene		EDB	
		RBSL[a]:	µg/L	5.0		700		1,000		10,000		5.0		40		25		0.05	
MW-31	MW-31-110817	11/8/2017	µg/L	1	U	1	U	1	U	3	U	1	U	1	U	5	U	--	
	MW-31-120617	12/6/2017	µg/L	1	U	1	U	1	U	3	U	1	U	1	U	5	U	--	
	MW-31-010918	1/9/2018	µg/L	1	U	1	U	1	U	3	U	1	U	1	U	5	U	--	
	MW-31-020618	2/6/2018	µg/L	1	U	1	U	1	U	3	U	1	U	1	U	5	U	--	
	MW-31-030718	3/7/2018	µg/L	1	U	1	U	1	U	3	U	1	U	1	U	5	U	--	
	MW-31-040618	4/6/2018	µg/L	1	U	1	U	1	U	3	U	1	U	1	U	5	U	--	
	MW-31-050318	5/3/2018	µg/L	1	U	1	U	1	U	3	U	1	U	1	U	5	U	--	
	MW-31-060618	6/6/2018	µg/L	1	U	1	U	1	U	3	U	1	U	1	U	5	U	--	
	MW-31-071318	7/13/2018	µg/L	1	U	1	U	1	U	3	U	1	U	1	U	5	U	--	
	MW-31-091218	9/12/2018	µg/L	1	U	1	U	1	U	3	U	1	U	1	U	5	U	--	
	MW-31-120618	12/6/2018	µg/L	1	U	1	U	1	U	3	U	1	U	1	U	5	U	--	
	MW-31-030619	3/6/2019	µg/L	1	U	1	U	1	U	3	U	1	U	1	U	5	U	--	
	MW-31-060519	6/5/2019	µg/L	1	U	1	U	1	U	3	U	1	U	1	U	5	U	--	
	MW-31-091819	9/18/2019	µg/L	1	U	1	U	1	U	3	U	1	U	1	U	5	U	--	
	MW-31-121819	12/18/2019	µg/L	1	U	1	U	1	U	3	U	1	U	1	U	5	U	--	
	MW-31-031120	3/11/2020	µg/L	1	U	1	U	1	U	3	U	1	U	1	U	5	U	--	
	--	7/6/2020	µg/L	NS-SS		NS-SS		NS-SS		NS-SS		NS-SS		NS-SS		NS-SS		NS-SS	
	--	11/10/2020	µg/L	NS-SS		NS-SS		NS-SS		NS-SS		NS-SS		NS-SS		NS-SS		NS-SS	
	MW-31-032521	3/25/2021	µg/L	1	U	1	U	1	U	3	U	1	U	1	U	5	U	--	
	--	7/13/2021	µg/L	NS-SS		NS-SS		NS-SS		NS-SS		NS-SS		NS-SS		NS-SS		NS-SS	
	--	11/17/2021	µg/L	NS-SS		NS-SS		NS-SS		NS-SS		NS-SS		NS-SS		NS-SS		NS-SS	
	MW-31-030222	3/2/2022	µg/L	1	U	1	U	1	U	3	U	1	U	1	U	5	U	--	
	MW-31-031523	3/15/2023	µg/L	1	U	1	U	1	U	3	U	1	U	1	U	5	U	--	
MW-31B	MW-31B-051116	5/11/2016	µg/L	1	U	1	U	**2.70**		1	U	1	U	1	U	1	U	0.02	U
	MW-31B-030222	3/2/2022	µg/L	1	U	1	U	1	U	3	U	1	U	1	U	5	U	--	
	MW-31B-031523	3/15/2023	µg/L	1	U	1	U	1	U	3	U	1	U	1	U	5	U	--	
MW-32	MW-32-051016	5/10/2016	µg/L	1	U	1	U	1	U	1	U	1	U	1	U	1	U	0.02	U
	MW-32-120616	12/6/2016	µg/L	1	U	1	U	1	U	1	U	1	U	1	U	1	U	--	
	MW-32-062917	6/29/2017	µg/L	1	U	1	U	1	U	3	U	1	U	1	U	5	U	--	
	MW-32-090817	9/8/2017	µg/L	1	U	1	U	1	U	3	U	1	U	1	U	5	U	--	
	MW-32-120717	12/7/2017	µg/L	1	U	1	U	1	U	3	U	1	U	1	U	5	U	--	
	MW-32-030718	3/7/2018	µg/L	1	U	1	U	1	U	3	U	1	U	1	U	5	U	--	
	MW-32-060618	6/6/2018	µg/L	1	U	1	U	1	U	3	U	1	U	1	U	5	U	--	
	MW-32-091218	9/12/2018	µg/L	1	U	1	U	1	U	3	U	1	U	1	U	5	U	--	
	MW-32-120618	12/6/2018	µg/L	1	U	1	U	1	U	3	U	1	U	1	U	5	U	--	
	MW-32-030719	3/7/2019	µg/L	1	U	1	U	1	U	3	U	1	U	1	U	5	U	--	
	MW-32-060419	6/4/2019	µg/L	1	U	1	U	1	U	3	U	1	U	1	U	5	U	--	
	MW-32-091819	9/18/2019	µg/L	1	U	1	U	1	U	3	U	1	U	1	U	5	U	--	

Table 4B. Analytical Results for Groundwater, Historical

Products (SE) Pipe Line Corporation

Lewis Drive Remediation Site, Belton, South Carolina

Site ID #18693 "Kinder Morgan Belton Pipeline Release"

Location	Sample ID	Sample Date	Units	Analyte															
				Benzene		Ethylbenzene		Toluene		Total Xylenes		1,2-DCA		MTBE		Naphthalene		EDB	
		RBSL[a]:	µg/L	5.0		700		1,000		10,000		5.0		40		25		0.05	
MW-32	MW-32-121819	12/18/2019	µg/L	1	U	1	U	1	U	3	U	1	U	1	U	5	U	--	
	MW-32-031320	3/13/2020	µg/L	1	U	1	U	1	U	3	U	1	U	1	U	5	U	--	
	MW-32-070720	7/7/2020	µg/L	1	U	1	U	1	U	3	U	1	U	1	U	5	U	--	
	MW-32-111220	11/12/2020	µg/L	1	U	1	U	1	U	3	U	1	U	1	U	5	U	--	
	MW-32-032621	3/26/2021	µg/L	1	U	1	U	1	U	3	U	1	U	1	U	5	U	--	
	MW-32-071321	7/13/2021	µg/L	1	U	1	U	1	U	3	U	1	U	1	U	5	U	--	
	MW-32-111821	11/18/2021	µg/L	1	U	1	U	1	UJ	3	U	1	U	1	U	5	U	--	
	MW-32-030222	3/2/2022	µg/L	1	U	1	U	1	U	3	U	1	U	1	U	5	U	--	
	MW-32-092122	9/21/2022	µg/L	1	U	1	U	1	U	3	U	1	U	1	U	5	U	--	
	MW-32-031523	3/15/2023	µg/L	1	U	1	U	1	U	3	U	1	U	1	U	5	U	--	
	MW-32-091323	9/13/2023	µg/L	1	U	1	U	1	U	3	U	1	U	1	U	5	UJ	--	
MW-33	MW-33-051016	5/10/2016	µg/L	1	U	1	U	1	U	1	U	1	U	1	U	1	U	0.02	U
	MW-33-030122	3/1/2022	µg/L	1	U	1	U	1	U	3	U	1	U	1	U	5	U	--	
	MW-33-031523	3/15/2023	µg/L	1	U	1	U	1	U	3	U	1	U	1	U	5	U	--	
MW-33T	MW-33T-051016	5/10/2016	µg/L	1	U	1	U	1	U	1	U	1	U	1	U	1	U	0.02	U
	MW-33T-120617	12/6/2017	µg/L	1	U	1	U	1	U	1	U	1	U	1	U	1	U	--	
	MW-33T-030718	3/7/2018	µg/L	1	U	1	U	1	U	3	U	1	U	1	U	5	U	--	
	MW-33T-060618	6/6/2018	µg/L	1	U	1	U	1	U	3	U	1	U	1	U	5	U	--	
	MW-33T-091218	9/12/2018	µg/L	1	U	1	U	1	U	3	U	1	U	1	U	5	U	--	
	MW-33T-120618	12/6/2018	µg/L	1	U	1	U	1	U	3	U	1	U	1	U	5	U	--	
	MW-33T-030619	3/6/2019	µg/L	1	U	1	U	1	U	3	U	1	U	1	U	5	U	--	
	MW-33T-060519	6/5/2019	µg/L	1	U	1	U	1	U	3	U	1	U	1	U	5	U	--	
	MW-33T-091819	9/18/2019	µg/L	1	U	1	U	1	U	3	U	1	U	1	U	5	U	--	
	MW-33T-121819	12/18/2019	µg/L	1	U	1	U	1	U	3	U	1	U	1	U	5	U	--	
	MW-33T-031120	3/11/2020	µg/L	1	U	1	U	1	U	3	U	1	U	1	U	5	U	--	
	MW-33T-070720	7/7/2020	µg/L	1	U	1	U	1	U	3	U	1	U	1	U	5	U	--	
	MW-33T-111220	11/12/2020	µg/L	1	U	1	U	1	U	3	U	1	U	1	U	5	U	--	
	MW-33T-032521	3/25/2021	µg/L	1	U	1	U	1	U	3	U	1	U	1	U	5	U	--	
	MW-33T-071421	7/14/2021	µg/L	1	U	1	U	1	U	3	U	1	U	1	U	5	U	--	
	MW-33T-111821	11/18/2021	µg/L	1	U	1	U	1	U	3	U	1	U	1	U	5	U	--	
	MW-33T-030222	3/2/2022	µg/L	1	U	1	U	1	U	3	U	1	U	1	U	5	U	--	
	MW-33T-092122	9/21/2022	µg/L	1	U	1	U	1	U	3	U	1	U	1	U	5	U	--	
	MW-33T-031523	3/15/2023	µg/L	1	U	1	U	1	U	3	U	1	U	1	U	5	U	--	
	MW-33T-091223	9/12/2023	µg/L	1	U	1	U	1	U	3	U	1	U	1	U	5	UJ	--	
MW-34	MW-34-031517	3/15/2017	--	**978**		**33.0**		**143**		**218**		10	U[b]	**157**		50	U[b]	--	
	MW-34-032017	3/20/2017	µg/L	**801**		10.0	U	**113**		**305**		10	U[b]	**149**		50	U[b]	--	
	MW-34-033117	3/31/2017	µg/L	**728**		10.0	U	**81.4**		**224**		10	U[b]	**152**		50	U[b]	--	
	MW-34-040617	4/6/2017	µg/L	**860**		**1.70**		**58.6**		**181**		1	U	**123**		5	U	--	

Table 4B. Analytical Results for Groundwater, Historical

Products (SE) Pipe Line Corporation

Lewis Drive Remediation Site, Belton, South Carolina

Site ID #18693 "Kinder Morgan Belton Pipeline Release"

Location	Sample ID	Sample Date	Units	Analyte																	
				Benzene		Ethylbenzene		Toluene		Total Xylenes		1,2-DCA		MTBE		Naphthalene		EDB	
		RBSL[a]:	µg/L	5.0		700		1,000		10,000		5.0		40		25		0.05	
MW-34	MW-34-050317	5/3/2017	µg/L	**287**		**2.62**		**27.2**		**130**		1	U	**124**		5	U	--	
	MW-34-062817	6/28/2017	µg/L	**167**		**4.59**		**9.30**		**39.2**		1	U	**68.3**		5	U	--	
	MW-34-071717	7/17/2017	µg/L	**137**		**5.83**		**19.8**		**69.5**		1	U	**73.8**		5	U	--	
	MW-34-080117	8/1/2017	µg/L	**517**		10	U	**31.7**		**110**		10	U[b]	**98.3**		50	U[b]	--	
	MW-34-090817	9/8/2017	µg/L	**1,430**		**6.01**		**98.0**		**264**		1	U	**191**		**7.33**		--	
	MW-34-100417	10/4/2017	µg/L	**919**		10	U	**36.8**		**157**		10	U[b]	**151**		50	U[b]	--	
	MW-34-110817	11/8/2017	µg/L	**338**		10	U	**15.3**		**140**		10	U[b]	**266**		50	U[b]	--	
	MW-34-120617	12/6/2017	µg/L	**169**		10	U	**29.7**		**69.9**		10	U[b]	**218**		50	U[b]	--	
	MW-34-010918	1/9/2018	µg/L	**147**		10	U	**13.1**		**79.8**		10	U[b]	**246**		50	U[b]	--	
	MW-34-020618	2/6/2018	µg/L	**249**		10	U	**19.2**		**88.3**		10	U[b]	**191**		50	U[b]	--	
	MW-34-030818	3/8/2018	µg/L	**696**		**7.35**		**51.6**		**180**		1	U	**229**		**5.84**		--	
	MW-34-040618	4/6/2018	µg/L	**619**		**2.22**		**31.9**		**150**		1	U	**281**		**7.77**		--	
	MW-34-050318	5/3/2018	µg/L	**342**		10	U	**18.1**		**99.7**		10	U[b]	**278**		50	U[b]	--	
	MW-34-060518	6/5/2018	µg/L	**63.1**		1	U	**3.28**		**19.2**		1	U	**247**		5	U	--	
	MW-34-071218	7/12/2018	µg/L	**186**		**2.41**		**9.34**		**33.7**		1	U	**153**		5	U	--	
	MW-34-080218	8/2/2018	µg/L	**414**		**5.27**		**32.6**		**53.6**		1	U	**147**		5	U	--	
	MW-34-091218	9/12/2018	µg/L	**21.8**		1	U	1	U	3	U	1	U	**209**		5	U	--	
	MW-34-110218	11/2/2018	µg/L	**75.1**		1	U	**1.53**		**8.16**		1	U	**302**		5	U	--	
	MW-34-120618	12/6/2018	µg/L	1	U	1	U	1	U	**6.63**		1	U	**271**		5	U	--	
	MW-34-022019	2/20/2019	µg/L	**124**		**1.13**		**3.82**		15	U	1	U	**303**		5	U	--	
	MW-34-030619	3/6/2019	µg/L	**42.4**		1	U	1	U	**5.32**		1	U	**242**		5	U	--	
	MW-34-051519	5/15/2019	µg/L	**162**		**2.18**		**2.63**		**14.9**		1	U	**163**		5	U	--	
	MW-34-060519	6/5/2019	µg/L	**36.6**		5	U	5	U	15	U	5	U	**148**		25	U	--	
	MW-34-082219	8/22/2019	µg/L	**102**		5	U	5	U	15	U	1	U	**207**		**5.05**		--	
	MW-34-091919	9/19/2019	µg/L	**12.9**		1	U	1	U	3	U	1	U	**109**		5	U	--	
	MW-34-110619	11/6/2019	µg/L	**85.5**		**1.44**		1	U	**13.9**		1	U	**169**		5	U	--	
	MW-34-122019	12/20/2019	µg/L	**157**		**1.73**		1	U	**21.0**		1	U	**173**		5	U	--	
	MW-34-021120	2/11/2020	µg/L	**5.41**		1	U	1	U	3	U	1	U	**157**		5	U	--	
	MW-34-031020	3/10/2020	µg/L	**1.54**		1	U	1	U	**3.06**		1	U	**167**		5	U	--	
	--	7/6/2020	µg/L	NS-SS		NS-SS		NS-SS		NS-SS		NS-SS		NS-SS		NS-SS		NS-SS	
	--	11/10/2020	µg/L	NS-SS		NS-SS		NS-SS		NS-SS		NS-SS		NS-SS		NS-SS		NS-SS	
	--	3/24/2021	µg/L	No access. Water level too high.															
	--	7/13/2021	µg/L	NS-SS		NS-SS		NS-SS		NS-SS		NS-SS		NS-SS		NS-SS		NS-SS	
	--	11/17/2021	µg/L	NS-SS		NS-SS		NS-SS		NS-SS		NS-SS		NS-SS		NS-SS		NS-SS	
	MW-34-030222	3/2/2022	µg/L	**1.13**		1	U	1	U	**3.34**		1	U	**51.3**		5	U	--	
	MW-34-031523	3/15/2023	µg/L	1	U	1	U	1	U	1	U	1	U	**9.69**		5	U	--	
MW-35	MW-35-051016	5/10/2016	µg/L	1	U	1	U	1	U	1	U	1	U	1	U	1	U	0.02	U
	MW-35-120116	12/1/2016	µg/L	1	U	1	U	1	U	1	U	1	U	1	U	1	U	--	

Table 4B. Analytical Results for Groundwater, Historical

Products (SE) Pipe Line Corporation

Lewis Drive Remediation Site, Belton, South Carolina

Site ID #18693 "Kinder Morgan Belton Pipeline Release"

Location	Sample ID	Sample Date	Units	Analyte																	
				Benzene		Ethylbenzene		Toluene		Total Xylenes		1,2-DCA		MTBE		Naphthalene		EDB	
		RBSL[a]:	µg/L	5.0		700		1,000		10,000		5.0		40		25		0.05	
MW-35	MW-35-031417	3/14/2017	µg/L	1	U	1	U	1	U	3	U	1	U	1	U	5	U	--	
	MW-35-032017	3/20/2017	µg/L	1	U	1	U	1	U	3	U	1	U	1	U	5	U	--	
	MW-35-033117	3/31/2017	µg/L	1	U	1	U	1	U	3	U	1	U	1	U	5	U	--	
	MW-35-040617	4/6/2017	µg/L	1	U	1	U	1	U	3	U	1	U	1	U	5	U	--	
	MW-35-050317	5/3/2017	µg/L	1	U	1	U	1	U	3	U	1	U	1	U	5	U	--	
	MW-35-062817	6/28/2017	µg/L	1	U	1	U	1	U	3	U	1	U	1	U	5	U	--	
	MW-35-071717	7/17/2017	µg/L	1	U	1	U	1	U	3	U	1	U	1	U	5	U	--	
	MW-35-080117	8/1/2017	µg/L	1	U	1	U	1	U	3	U	1	U	1	U	5	U	--	
	MW-35-090817	9/8/2017	µg/L	1	U	1	U	1	U	3	U	1	U	1	U	5	U	--	
	MW-35-100417	10/4/2017	µg/L	1	U	1	U	1	U	3	U	1	U	1	U	5	U	--	
	MW-35-110817	11/8/2017	µg/L	1	U	1	U	1	U	3	U	1	U	1	U	5	U	--	
	MW-35-120617	12/6/2017	µg/L	1	U	1	U	1	U	3	U	1	U	1	U	5	U	--	
	MW-35-010918	1/9/2018	µg/L	1	U	1	U	1	U	3	U	1	U	1	U	5	U	--	
	MW-35-020618	2/6/2018	µg/L	1	U	1	U	1	U	3	U	1	U	1	U	5	U	--	
	MW-35-030818	3/8/2018	µg/L	1	U	1	U	1	U	3	U	1	U	1	U	5	U	--	
	MW-35-040618	4/6/2018	µg/L	1	U	1	U	1	U	3	U	1	U	1	U	5	U	--	
	MW-35-050318	5/3/2018	µg/L	1	U	1	U	1	U	3	U	1	U	1	U	5	U	--	
	MW-35-060618	6/6/2018	µg/L	1	U	1	U	1	U	3	U	1	U	1	U	5	U	--	
	MW-35-071218	7/12/2018	µg/L	1	U	1	U	1	U	3	U	1	U	1	U	5	U	--	
	MW-35-091118	9/11/2018	µg/L	1	U	1	U	1	U	3	U	1	U	1	U	5	U	--	
	MW-35-120518	12/5/2018	µg/L	1	U	1	U	1	U	3	U	1	U	1	U	5	U	--	
	MW-35-030619	3/6/2019	µg/L	1	U	1	U	1	U	3	U	1	U	1	U	5	U	--	
	MW-35-060519	6/5/2019	µg/L	1	U	1	U	**4.52**		3	U	1	U	1	U	5	U	--	
	MW-35-091719	9/17/2019	µg/L	1	U	1	U	1	U	3	U	1	U	1	U	5	U	--	
	MW-35-121719	12/17/2019	µg/L	1	U	1	U	1	U	3	U	1	U	1	U	5	U	--	
	MW-35-031020	3/10/2020	µg/L	1	U	1	U	1	U	3	U	1	U	1	U	5	U	--	
	MW-35-070820	7/8/2020	µg/L	1	U	1	U	1	U	3	U	1	U	1	U	5	U	--	
	MW-35-111220	11/12/2020	µg/L	1	U	1	U	1	U	3	U	1	U	1	U	5	U	--	
	MW-35-032521	3/25/2021	µg/L	1	U	1	U	1	U	3	U	1	U	1	U	5	U	--	
	MW-35-071421	7/14/2021	µg/L	1	U	1	U	1	U	3	U	1	U	1	U	5	U	--	
	MW-35-111821	11/18/2021	µg/L	1	U	1	U	1	U	3	U	1	U	1	U	5	U	--	
	MW-35-030122	3/1/2022	µg/L	1	U	1	U	1	U	3	U	1	U	1	U	5	U	--	
	MW-35-092122	9/21/2022	µg/L	1	U	1	U	1	U	3	U	1	U	1	U	5	U	--	
	MW-35-031423	3/14/2023	µg/L	1	U	1	U	1	U	3	U	1	U	1	U	5	U	--	
	MW-35-091323	9/13/2023	µg/L	1	U	1	U	1	U	3	U	1	U	1	U	5	U	--	
MW-36	MW-36-051116	5/11/2016	µg/L	1	U	1	U	1	U	1	U	1	U	1	U	1	U	0.02	U
	MW-36-112916	11/29/2016	µg/L	**1.30**		1	U	**6.50**		**1.10**		1	U	1	U	1	U	--	
	MW-36-062917	6/29/2017	µg/L	**2.11**		1	U	**2.28**		3	U	1	U	1	U	5	U	--	

Table 4B. Analytical Results for Groundwater, Historical

Products (SE) Pipe Line Corporation

Lewis Drive Remediation Site, Belton, South Carolina

Site ID #18693 "Kinder Morgan Belton Pipeline Release"

Location	Sample ID	Sample Date	Units	Analyte																	
				Benzene		Ethylbenzene		Toluene		Total Xylenes		1,2-DCA		MTBE		Naphthalene		EDB	
		RBSL[a]:	µg/L	5.0		700		1,000		10,000		5.0		40		25		0.05	
MW-36	MW-36-090817	9/8/2017	µg/L	**4.75**		1	U	**6.16**		**4.62**		1	U	1	U	5	U	--	
	MW-36-120717	12/7/2017	µg/L	**17.5**		1	U	**30.2**		**14.4**		1	U	1	U	5	U	--	
	MW-36-030718	3/7/2018	µg/L	**44.2**		10	U	**75.2**		**38.4**		10	U[b]	10	U	50	U[b]	--	
	MW-36-060718	6/7/2018	µg/L	**184**		1	U	**208**		**134**		1	U	**2.06**		5	U	--	
	MW-36-091318	9/13/2018	µg/L	**238**		1	U	**326**		**238**		1	U	1	U	5	U	--	
	MW-36-120618	12/6/2018	µg/L	**146**		1	U	**181**		**142**		1	U	1	U	5	U	--	
	MW-36-021919	2/19/2019	µg/L	**708**		1	U	**186**		**152**		1	U	1	U	5	U	--	
	MW-36-030719	3/7/2019	µg/L	**223**		1	U	**210**		**161**		1	U	**2.67**		5	U	--	
	MW-36-051519	5/15/2019	µg/L	**1,160**		5	U	**78.4**		**482**		5	U	**292**		**228**		--	
	MW-36-060419	6/4/2019	µg/L	**1,100**		1	U	**48.1**		**428**		1	U	1	U	5	U	--	
	MW-36-081919	8/19/2019	µg/L	**484**		20	U	**27.5**		**197**		20	U[b]	20	U	100	U[b]	--	
	MW-36-091919	9/19/2019	µg/L	**360**		10	U	**46.0**		**188**		10	U[b]	10	U	50	U[b]	--	
	MW-36-110419	11/4/2019	µg/L	**172**		5	U	**39.7**		**78.7**		5	U	5	U	25	U	--	
	MW-36-121819	12/18/2019	µg/L	**185**		1	U	**66.2**		**78.2**		1	U	1	U	5	U	--	
	MW-36-021820	2/18/2020	µg/L	**300**		1	U	**200**		**240**		1	U	1	U	50	U[b]	--	
	MW-36-031320	3/13/2020	µg/L	**282**		1	U	**229**		**211**		1	U	1	U	5	U[b]	--	
	MW-36-050620	5/6/2020	µg/L	**1.72**		1	U	1	U	3	U	1	U	1	U	5	U	--	
	MW-36-070920	7/9/2020	µg/L	**4.87**		1	U	**3.81**		**4.57**		1	U	**1.81**		5	U	--	
	MW-36-091520	9/15/2020	µg/L	10	U	10	U	10	U	**9.18**		10	U[b]	10	U	50	U[b]	--	
	MW-36-111220	11/12/2020	µg/L	1	U	1	U	1	U	3	U	1	U	**2.68**		5	U	--	
	--	1/19/2021	µg/L	No property access.															
	--	3/24/2021	µg/L	No property access.															
	MW-36-051921	5/19/2021	µg/L	1	U	1	U	1	U	3	U	1	U	**1.94**		5	UJ	--	
	MW-36-071321	7/13/2021	µg/L	1	U	1	U	1	U	3	U	1	UJ	**2.06**		5	U	--	
	MW-36-091721	9/17/2021	µg/L	1	U	1	U	1	U	3	U	1	UJ	**2.05**		5	U	--	
	MW-36-111721	11/17/2021	µg/L	1	U	1	U	1	U	3	U	1	U	**1.52**		5	U	--	
	MW-36-030222	3/2/2022	µg/L	1	U	1	U	1	U	3	U	1	U	1	U	5	U	--	
	MW-36-061422	6/14/2022	µg/L	1	U	1	U	1	U	3	U	1	U	1	U	5	U	--	
	MW-36-092022	9/20/2022	µg/L	1	U	1	U	1	U	3	U	1	U	**1.14**		5	U	--	
	MW-36-121322	12/13/2022	µg/L	1	U	1	U	1	U	3	U	1	U	1	U	5	U	--	
	MW-36-031423	3/14/2023	µg/L	1	U	1	U	1	U	3	U	1	U	1	U	5	U	--	
MW-36	MW-36-061923	6/19/2023	µg/L	1	U	1	U	1	U	3	U	1	U	1	U	5	U	--	
	MW-36-091223	9/12/2023	µg/L	1	U	1	U	1	U	3	U	1	U	1	U	5	UJ	--	
	MW-36-121923	12/19/2023	µg/L	1	U	1	U	1	U	3	U	1	U	1	U	5	U	--	
MW-36B	MW-36B-051116	5/11/2016	µg/L	1	U	1	U	**7.20**		1	U	1	U	1	U	1	U	0.02	U
	MW-36B-112916	11/29/2016	µg/L	1	U	1	U	**1.60**		1	U	1	U	1	U	1	U	--	
	MW-36B-062917	6/29/2017	µg/L	1	U	1	U	1	U	3	U	1	U	1	U	5	U	--	
	MW-36B-090817	9/8/2017	µg/L	1	U	1	U	1	U	3	U	1	U	1	U	5	U	--	

Table 4B. Analytical Results for Groundwater, Historical

Products (SE) Pipe Line Corporation

Lewis Drive Remediation Site, Belton, South Carolina

Site ID #18693 "Kinder Morgan Belton Pipeline Release"

Location	Sample ID	Sample Date	Units	Analyte																	
				Benzene		Ethylbenzene		Toluene		Total Xylenes		1,2-DCA		MTBE		Naphthalene		EDB	
		RBSL[a]:	µg/L	5.0		700		1,000		10,000		5.0		40		25		0.05	
MW-36B	MW-36B-120717	12/7/2017	µg/L	1	U	1	U	1	U	3	U	1	U	1	U	5	U	--	
	MW-36B-030718	3/7/2018	µg/L	1	U	1	U	1	U	3	U	1	U	1	U	5	U	--	
	MW-36B-060618	6/7/2018	µg/L	1	U	1	U	1	U	3	U	1	U	1	U	5	U	--	
	MW-36B-091318	9/13/2018	µg/L	1	U	1	U	1	U	3	U	1	U	1	U	5	U	--	
	MW-36B-120618	12/6/2018	µg/L	1	U	1	U	1	U	3	U	1	U	1	U	5	U	--	
	MW-36B-030719	3/7/2019	µg/L	1	U	1	U	1	U	3	U	1	U	1	U	5	U	--	
	MW-36B-060419	6/4/2019	µg/L	1	U	1	U	1	U	3	U	1	U	1	U	5	U	--	
	MW-36B-091919	9/19/2019	µg/L	1	U	1	U	1	U	3	U	1	U	1	U	5	U	--	
	MW-36B-121819	12/18/2019	µg/L	1	U	1	U	1	U	3	U	1	U	1	U	5	U	--	
	MW-36B-031320	3/13/2020	µg/L	1	U	1	U	1	U	3	U	1	U	1	U	5	U	--	
	MW-36B-070720	7/7/2020	µg/L	1	U	1	U	1	U	3	U	1	U	1	U	5	U	--	
	MW-36B-111220	11/12/2020	µg/L	1	U	1	U	1	U	3	U	1	U	1	U	5	U	--	
	--	3/24/2021	µg/L	No property access.															
	MW-36B-071321	7/13/2021	µg/L	1	U	1	U	1	U	3	U	1	UJ	1	U	5	U	--	
	MW-36B-111721	11/17/2021	µg/L	1	U	1	U	1	U	3	U	1	U	1	U	5	U	--	
	MW-36B-030222	3/2/2022	µg/L	1	U	1	U	1	U	3	U	1	U	1	U	5	U	--	
	MW-36B-092022	9/20/2022	µg/L	1	U	1	U	1	U	3	U	1	U	1	U	5	U	--	
	MW-36B-031423	3/14/2023	µg/L	1	U	1	U	1	U	3	U	1	U	1	U	5	U	--	
	MW-36B-091223	9/12/2023	µg/L	1	U	1	U	1	U	3	U	1	U	1	U	5	UJ	--	
MW-37	MW-37-113016	11/30/2016	µg/L	1	U	1	U	1	U	1	U	1	U	1	U	1	U	--	
	MW-37-062817	6/28/2017	µg/L	1	U	1	U	1	U	3	U	1	U	**1.44**		5	U	--	
	MW-37-090817	9/8/2017	µg/L	1	U	1	U	1	U	3	U	1	U	**1.50**		5	U	--	
	MW-37-120617	12/6/2017	µg/L	1	U	1	U	1	U	3	U	1	U	**2.93**		5	U	--	
	MW-37-030818	3/8/2018	µg/L	1	U	1	U	1	U	3	U	1	U	**3.71**		5	U	--	
	MW-37-060518	6/5/2018	µg/L	1	U	1	U	1	U	3	U	1	U	**5.06**		5	U	--	
	MW-37-091218	9/12/2018	µg/L	1	U	1	U	1	U	3	U	1	U	**4.30**		5	U	--	
	MW-37-120618	12/6/2018	µg/L	1	U	1	U	1	U	3	U	1	U	1	U	5	U	--	
	MW-37-021919	2/19/2019	µg/L	1	U	1	U	1	U	3	U	1	U	1	U	5	U	--	
	MW-37-030619	3/6/2019	µg/L	1	U	1	U	1	U	3	U	1	U	1	U	5	U	--	
	MW-37-051519	5/15/2019	µg/L	1	U	1	U	1	U	3	U	1	U	1	U	5	U	--	
	MW-37-060519	6/5/2019	µg/L	1	U	1	U	1	U	3	U	1	U	1	U	5	U	--	
	MW-37-071819	7/18/2019	µg/L	1	U	1	U	1	U	3	U	1	U	1	U	5	U	--	
	MW-37-082019	8/20/2019	µg/L	1	U	1	U	1	U	3	U	1	U	1	U	5	U	--	
	MW-37-091719	9/17/2019	µg/L	1	U	1	U	1	U	3	U	1	U	1	U	5	U	--	
	MW-37-110519	11/5/2019	µg/L	1	U	1	U	1	U	3	U	1	U	1	U	5	U	--	
	MW-37-121919	12/19/2019	µg/L	1	U	1	U	**3.03**		3	U	1	U	**1.66**		5	U	--	
	MW-37-021120	2/11/2020	µg/L	1	U	1	U	1	U	3	U	1	U	**2.89**		5	U	--	
	MW-37-031020	3/10/2020	µg/L	1	U	1	U	1	U	3	U	1	U	**2.85**		5	U	--	

Table 4B. Analytical Results for Groundwater, Historical

Products (SE) Pipe Line Corporation

Lewis Drive Remediation Site, Belton, South Carolina

Site ID #18693 "Kinder Morgan Belton Pipeline Release"

Location	Sample ID	Sample Date	Units	Analyte																	
				Benzene		Ethylbenzene		Toluene		Total Xylenes		1,2-DCA		MTBE		Naphthalene		EDB			
		RBSL[a]:	µg/L	5.0		700		1,000		10,000		5.0		40		25		0.05			
MW-37	MW-37-050420	5/4/2020	µg/L	1	U	1	U	1	U	3	U	1	U	**1.17**		5	U	--			
	MW-37-072220	7/22/2020	µg/L	1	U	1	U	1	U	3	U	1	U	1	U	5	U	--			
	MW-37-091520	9/15/2020	µg/L	1	U	1	U	1	U	3	U	1	U	1	U	5	U	--			
	MW-37-111220	11/12/2020	µg/L	1	U	1	U	1	U	3	U	1	U	1	U	5	U	--			
	MW-37-012021	1/20/2021	µg/L	1	U	1	U	1	U	3	U	1	U	1	U	5	U	--			
	MW-37-032521	3/25/2021	µg/L	1	U	1	U	1	U	3	U	1	U	1	U	5	U	--			
	MW-37-051921	5/19/2021	µg/L	1	U	1	U	1	U	3	U	1	U	**2.09**		5	UJ	--			
	MW-37-071421	7/14/2021	µg/L	1	U	1	U	1	U	3	U	1	U	**1.89**		5	U	--			
	MW-37-091721	9/17/2021	µg/L	1	U	1	U	1	U	3	U	1	UJ	**5.55**		5	U	--			
	MW-37-111821	11/18/2021	µg/L	1	U	1	U	1	U	3	U	1	U	**8.79**		5	U	--			
	MW-37-030222	3/2/2022	µg/L	**1.49**		1	U	1	U	3	U	1	U	**9.56**		5	U	--			
	MW-37-061422	6/14/2022	µg/L	**5.89**		1	U	1	U	3	U	1	U	**7.43**		5	U	--			
	MW-37-092122	9/21/2022	µg/L	**1.12**		1	U	1	U	3	U	1	U	**8.31**		5	UJ	--			
	MW-37-121322	12/13/2022	µg/L	**2.78**		1	U	1	U	3	U	1	U	**7.61**		5	U	--			
	MW-37-031523	3/15/2023	µg/L	**71.4**		1	U	1	U	**4.38**		1	U	**27.9**		5	U	--			
	MW-37-062023	6/20/2023	µg/L	**153**	**J**	1	U	1	U	**10.9**	**J**	1	U	**40.3**		5	U	--			
	MW-37-091323	9/13/2023	µg/L	**3.68**	**J**	1	U	1	U	3	U	1	U	**19.4**		5	U	--			
	MW-37-111623	11/16/2023	µg/L	**28.9**		1	U	1	U	3	U	1	U	**12.1**		5	U	--			
	MW-37-122023	12/20/2023	µg/L	**4.49**	**J**	1	U	1	U	3	U	1	U	**2.93**	**J**	5	U	--			
MW-38	MW-38-113016	11/30/2016	µg/L	1	U	1	U	1	U	1	U	1	U	**5.50**		1	U	--			
	MW-38-031417	3/14/2017	µg/L	1	U	1	U	1	U	3	U	1	U	**9.14**		5	U	--			
	MW-38-032017	3/20/2017	µg/L	1	U	1	U	1	U	3	U	1	U	**7.55**		5	U	--			
	MW-38-033117	3/31/2017	µg/L	1	U	1	U	1	U	3	U	1	U	**10.2**		5	U	--			
	MW-38-040617	4/6/2017	µg/L	1	U	1	U	1	U	3	U	1	U	**8.06**		5	U	--			
	MW-38-050317	5/3/2017	µg/L	1	U	1	U	1	U	3	U	1	U	**9.08**		5	U	--			
	MW-38-062817	6/28/2017	µg/L	**9.71**		**1.17**		1	U	**6.63**		1	U	1	U	5	U	--			
	MW-38-071717	7/17/2017	µg/L	1	U	1	U	1	U	3	U	1	U	**8.59**		5	U	--			
	MW-38-080117	8/1/2017	µg/L	1	U	1	U	1	U	3	U	1	U	**7.25**		5	U	--			
	MW-38-090817	9/8/2017	µg/L	1	U	1	U	1	U	3	U	1	U	**12.9**		5	U	--			
	MW-38-100417	10/4/2017	µg/L	**1.75**		1	U	1	U	3	U	1	U	**11.2**		5	U	--			
	MW-38-110817	11/8/2017	µg/L	**4.48**		1	U	1	U	**12.4**		1	U	**29.2**		5	U	--			
	MW-38-120617	12/6/2017	µg/L	**102**		1	U	1	U	**86.1**		1	U	**38.0**		5	U	--			
	MW-38-010918	1/9/2018	µg/L	**311**		1	U	**2.31**		**158**		1	U	**49.4**		5	U	--			
	MW-38-020618	2/6/2018	µg/L	**389**		5	U	5	U	**208**		5	U	**48.8**		25	U	--			
	MW-38-030818	3/8/2018	µg/L	**364**		5	U	5	U	**202**		5	U	**54.8**		25	U	--			
	MW-38-040618	4/6/2018	µg/L	**347**		1	U	**2.95**		**221**		1	U	**68.8**		**10.4**		--			
	MW-38-050318	5/3/2018	µg/L	**378**		10	U	10	U	**212**		10	U[b]	**62.1**		50	U[b]	--			
	MW-38-060518	6/5/2018	µg/L	**373**		1	U	**2.49**		**222**		1	U	**75.5**		**9**		--			

Table 4B. Analytical Results for Groundwater, Historical

Products (SE) Pipe Line Corporation

Lewis Drive Remediation Site, Belton, South Carolina

Site ID #18693 "Kinder Morgan Belton Pipeline Release"

Location	Sample ID	Sample Date	Units	Analyte																	
				Benzene		Ethylbenzene		Toluene		Total Xylenes		1,2-DCA		MTBE		Naphthalene		EDB			
		RBSL[a]:	µg/L	5.0		700		1,000		10,000		5.0		40		25		0.05			
MW-38	MW-38-071218	7/12/2018	µg/L	**268**		1	U	**1.27**		**138**		1	U	**52.5**		**7.26**		--			
	MW-38-091218	9/12/2018	µg/L	**157**		1	U	**1.19**		**66.5**		1	U	**38.8**		5	U	--			
	MW-38-120618	12/6/2018	µg/L	**412**		1	U	**1.90**		**236**		1	U	**89.7**		**13.7**		--			
	MW-38-021919	2/19/2019	µg/L	**887**		1	U	10	U	**331**		1	U	**87.1**		**14.3**		--			
	MW-38-030619	3/6/2019	µg/L	**849**		1	U	**2.55**		**278**		1	U	**96.7**		**18.0**		--			
	MW-38-051519	5/15/2019	µg/L	**614**		1	U	**1.42**		**178**		1	U	**95.6**		**10.1**		--			
	MW-38-060519	6/5/2019	µg/L	**950**		100	U	100	U	300	U	100	U[b]	**118**		500	U[b]	--			
	MW-38-071819	7/18/2019	µg/L	**1,260**		1	U	**3.27**		**308**		1	U	**104**		**16.2**		--			
	MW-38-082019	8/20/2019	µg/L	**1,030**		10	U	10	U	**279**		10	U[b]	**116**		50	U[b]	--			
	MW-38-091719	9/17/2019	µg/L	**40.2**		10	U	10	U	30	U	10	U[b]	**88.2**		50	U[b]	--			
	MW-38-110519	11/5/2019	µg/L	**7.33**		1	U	1	U	**7.01**		1	U	**64.4**		5	U	--			
	MW-38-121919	12/19/2019	µg/L	**2.19**		1	U	**1.52**		**5.85**		1	U	**80.0**		5	U	--			
	MW-38-021120	2/11/2020	µg/L	**114**		1	U	1	U	**66.3**		1	U	**123**		5	U	--			
	MW-38-031020	3/10/2020	µg/L	**411**		**1.37**		**2.68**		**172**		1	U	**144**		5	U	--			
	MW-38-050420	5/4/2020	µg/L	**858**		10	U	10	U	**178**		10	U[b]	**128**		50	U[b]	--			
	MW-38-072220	7/22/2020	µg/L	**3,610**		20	U	20	U	**620**		20	U[b]	**302**		100	U[b]	--			
	MW-38-091520	9/15/2020	µg/L	5	U	5	U	5	U	15	U	5	U	**110**		25	U	--			
	MW-38-111220	11/12/2020	µg/L	**1,690**		20	U	20	U	**305**		20	U[b]	**200**		100	U[b]	--			
	MW-38-012021	1/20/2021	µg/L	**1,200**		**4.22**		**10.2**		**219**		1	U	**193**		**52.0**		--			
	MW-38-032521	3/25/2021	µg/L	**1,660**		**2.50**		**7.43**		**186**		1	U	**144**		**30.3**		--			
	MW-38-051921	5/19/2021	µg/L	**3,230**		**2.26**		**5.73**		**170**		1	U	**168**		**26.7**	**J**	--			
	MW-38-071421	7/14/2021	µg/L	**213**		5	U	5	U	**25.8**		5	U	**82.3**		25	U	--			
	MW-38-091721	9/17/2021	µg/L	**1,110**		5	U	**5.06**		**122**		5	U	**165**		25	U	--			
	MW-38-111821	11/18/2021	µg/L	**1,190**		50	U	50	U	150	U	50	U[b]	**171**		250	U[b]	--			
	MW-38-030222	3/2/2022	µg/L	**1,280**		50	U	50	U	150	U	50	U[b]	**130**		250	U[b]	--			
	MW-38-061422	6/14/2022	µg/L	**1,210**		50	U	50	U	150	U	50	U[b]	**73.5**		250	U[b]	--			
	MW-38-092122	9/21/2022	µg/L	**244**		1	U	1	U	**6.04**		1	U	**53.9**		**5.10**	**J**	--			
	MW-38-121322	12/13/2022	µg/L	**38.7**		10	U	10	U	30	U	10	U[b]	**47.4**		50	U[b]	--			
	MW-38-031523	3/15/2023	µg/L	**3.25**		1	U	1	U	3	U	1	U	**29.2**		5	U	--			
	MW-38-062023	6/20/2023	µg/L	1	U	1	U	1	U	3	U	1	U	**14.1**		5	U	--			
	MW-38-091323	9/13/2023	µg/L	1	U	1	U	1	U	3	U	1	U	**4.27**		5	U	--			
	MW-38-111623	11/16/2023	µg/L	1	U	1	U	1	U	3	U	1	U	**1.55**		5	U	--			
	MW-38-122023	12/20/2023	µg/L	1	U	1	U	1	U	3	U	1	U	1	U	5	U	--			
MW-38B	MW-38B -050420	5/4/2020	µg/L	**1,030**		**2.20**		**5.88**		**249**		1	U	**122**		**11.3**		--			
	MW-38B-070820	7/8/2020	µg/L	**2,580**		20	U	20	U	**355**		20	U[b]	**181**		100	U[b]	--			
	MW-38B-091520	9/15/2020	µg/L	**3,680**		20	U	20	U	**467**		20	U[b]	**207**		100	U[b]	--			
	MW-38B-111220	11/12/2020	µg/L	**2,770**		20	U	20	U	**408**		20	U[b]	**222**		100	U[b]	--			
	MW-38B-012021	1/20/2021	µg/L	**1,930**		**6.73**		**16.2**		**365**		1	U	**193**		**72.9**		--			

Table 4B. Analytical Results for Groundwater, Historical

Products (SE) Pipe Line Corporation

Lewis Drive Remediation Site, Belton, South Carolina

Site ID #18693 "Kinder Morgan Belton Pipeline Release"

Location	Sample ID	Sample Date	Units	Analyte																	
				Benzene		Ethylbenzene		Toluene		Total Xylenes		1,2-DCA		MTBE		Naphthalene		EDB			
		RBSL[a]:	µg/L	5.0		700		1,000		10,000		5.0		40		25		0.05			
MW-38B	MW-38B-032521	3/25/2021	µg/L	**2,260**		**6.07**		**13.7**		**693**		1	U	**161**		**59.3**		--			
	MW-38B-051921	5/19/2021	µg/L	**3,370**		200	U	200	U	600	U	200	U[b]	200	U[b]	1,000	UJ[b]	--			
	MW-38B-071421	7/14/2021	µg/L	**2,550**		50	U	50	U	**182**		50	U[b]	**160**		250	U[b]	--			
	MW-38B-091721	9/17/2021	µg/L	**2,960**		50	U	50	U	**189**		50	U[b]	**193**		250	U[b]	--			
	MW-38B-111821	11/18/2021	µg/L	**3,380**		50	U	50	U	**192**		50	U[b]	**187**		250	U[b]	--			
	MW-38B-030222	3/2/2022	µg/L	**2,790**		50	U	50	U	150	U	50	U[b]	**134**		250	U[b]	--			
	MW-38B-061422	6/14/2022	µg/L	**3,040**		50	U	50	U	150	U	50	U[b]	**125**		250	U[b]	--			
	MW-38B-092122	9/21/2022	µg/L	**246**		1	U	**1.25**		**7.55**		1	U	**120**		5	UJ	--			
	MW-38B-121322	12/13/2022	µg/L	20	U	20	U	20	U	60	U	20	U[b]	**71.2**		100	U[b]	--			
	MW-38B-031523	3/15/2023	µg/L	**1.85**		1	U	1	U	3	U	1	U	**54.1**		5	U	--			
	MW-38B-062023	6/20/2023	µg/L	**21.0**		1	U	1	U	3	U	1	U	**58.5**		5	U	--			
	MW-38B-091323	9/13/2023	µg/L	**81.3**		1	U	1	U	3	U	1	U	**60.3**		5	U	--			
	MW-38B-121923	12/19/2023	µg/L	**58.1**		1	U	1	U	3	U	1	U	**64.8**	**J**	5	U	--			
MW-39	MW-39-120716	12/7/2016	µg/L	**6,320**		**682**		**1,290**		**3,650**		50	U[b]	**311**		**86.0**		--			
	MW-39-031417	3/14/2017	µg/L	**6,370**		**431**		**2,200**		**3,700**		10	U[b]	**199**		**117**		--			
	MW-39-032017	3/20/2017	µg/L	**7,340**		**704**		**2,990**		**4,050**		100	U[b]	**248**		500	U[b]	--			
	MW-39-033117	3/31/2017	µg/L	**7,540**		**899**		**3,140**		**4,400**		50	U[b]	**272**		250	U[b]	--			
	MW-39-040617	4/6/2017	µg/L	**6,180**		**754**		**3,280**		**3,860**		50	U[b]	**257**		250	U[b]	--			
	MW-39-062817	6/28/2017	µg/L	**5,470**		**58**		**3,360**		**3,900**		20	U[b]	**239**		100	U[b]	--			
	MW-39-071717	7/17/2017	µg/L	**4,690**		100	U	**3,760**		**4,580**		100	U[b]	**344**		500	U[b]	--			
	MW-39-080117	8/1/2017	µg/L	**4,630**		100	U	**2,880**		**4,740**		100	U[b]	**348**		500	U[b]	--			
	MW-39-090817	9/8/2017	µg/L	**3,380**		**10.7**		**1,040**		**2,740**		1	U	**376**		**15.6**		--			
	MW-39-100417	10/4/2017	µg/L	**1,560**		50	U	**365**		**1,350**		50	U[b]	**305**		250	U[b]	--			
	MW-39-110817	11/8/2017	µg/L	**878**		50	U	**123**		**368**		50	U[b]	**442**		250	U[b]	--			
	MW-39-120617	12/6/2017	µg/L	**345**		50	U	**69**		**150**		50	U[b]	**355**		250	U[b]	--			
	MW-39-010918	1/9/2018	µg/L	**23.8**		5	U	5	U	15	U	5	U	**370**		25	U	--			
	MW-39-020618	2/6/2018	µg/L	**46.9**		5	U	5	U	15	U	5	U	**263**		25	U	--			
	MW-39-030818	3/8/2018	µg/L	1	U	1	U	1	U	3	U	1	U	**304**		5	U	--			
	MW-39-040618	4/6/2018	µg/L	**1.00**		1	U	1	U	3	U	1	U	**297**		5	U	--			
	MW-39-050318	5/3/2018	µg/L	10	U	10	U	10	U	30	U	10	U[b]	**287**		50	U[b]	--			
	MW-39-060518	6/5/2018	µg/L	1	U	1	U	1	U	3	U	1	U	**322**		5	U	--			
	MW-39-071218	7/12/2018	µg/L	**1.00**		1	U	1	U	3	U	1	U	**244**		5	U	--			
	MW-39-091218	9/12/2018	µg/L	1	U	1	U	1	U	3	U	1	U	**176**		5	U	--			
	MW-39-120618	12/6/2018	µg/L	**30.6**		1	U	**7.49**		**29.3**		1	U	**156**		5	U	--			
	MW-39-021919	2/19/2019	µg/L	1	U	1	U	1	U	3	U	1	U	**53.8**		5	U	--			
	MW-39-030619	3/6/2019	µg/L	**1.91**		1	U	**1.01**		3	U	1	U	**61.0**		5	U	--			
	MW-39-051519	5/15/2019	µg/L	1	U	1	U	1	U	3	U	1	U	**89.4**		5	U	--			
	MW-39-060519	6/5/2019	µg/L	1	U	1	U	1	U	3	U	1	U	**156**		5	U	--			

Table 4B. Analytical Results for Groundwater, Historical

Products (SE) Pipe Line Corporation

Lewis Drive Remediation Site, Belton, South Carolina

Site ID #18693 "Kinder Morgan Belton Pipeline Release"

Location	Sample ID	Sample Date	Units	Analyte																	
				Benzene		Ethylbenzene		Toluene		Total Xylenes		1,2-DCA		MTBE		Naphthalene		EDB			
		RBSL[a]:	µg/L	5.0		700		1,000		10,000		5.0		40		25		0.05			
MW-39	MW-39-081919	8/19/2019	µg/L	**10.9**		1	U	1	U	**5.35**		1	U	**162**		5	U	--			
	MW-39-091919	9/19/2019	µg/L	**1.67**		1	U	1	U	3	U	1	U	**121**		5	U	--			
	MW-39-110419	11/4/2019	µg/L	**14.3**		1	U	1	U	**7.75**		1	U	**114**		5	U	--			
	MW-39-121819	12/18/2019	µg/L	**8.47**		1	U	1	U	**7.49**		1	U	**114**		5	U	--			
	MW-39-021120	2/11/2020	µg/L	**2.28**		1	U	1	U	**5.04**		1	U	**123**		5	U	--			
	MW-39-031020	3/10/2020	µg/L	1	U	1	U	1	U	3	U	1	U	**124**		5	U	--			
	--	5/4/2020	--	NS		NS		NS		NS		NS		NS		NS		NS			
	MW-39-070820	7/8/2020	µg/L	**3.38**		1	U	1	U	3	U	1	U	**87.0**		5	U	--			
	MW-39-091520	9/15/2020	µg/L	**3.01**		1	U	1	U	3	U	1	U	**96.8**		5	U	--			
	MW-39-111220	11/12/2020	µg/L	1	U	1	U	1	U	**3.60**		1	U	**123**		5	U	--			
	MW-39-012021	1/20/2021	µg/L	**853**		**23.1**		**48.8**		**194**		1	U	**90.1**		5	U	--			
	MW-39-032521	3/25/2021	µg/L	**117**		5	U	**6.16**		**21.3**		5	U	**72.5**		25	U	--			
	MW-39-051921	5/19/2021	µg/L	**266**		5	U	5	U	15	U	5	U	**75.8**		25	U	--			
	MW-39-071421	7/14/2021	µg/L	5	U	5	U	5	U	15	U	5	U	**57.7**		25	U	--			
	MW-39-091721	9/17/2021	µg/L	**1.27**		1	U	1	U	3	U	1	U	**76.1**		5	U	--			
	MW-39-111821	11/18/2021	µg/L	1	U	1	U	1	U	3	U	1	U	**77.2**		5	U	--			
	MW-39-030222	3/2/2022	µg/L	1	U	1	U	1	U	3	U	1	U	**54.7**		5	U	--			
	MW-39-061422	6/14/2022	µg/L	1	U	1	U	1	U	3	U	1	U	**14.3**		5	U	--			
	MW-39-092122	9/21/2022	µg/L	**1.72**		1	U	1	U	3	U	1	U	**5.69**		5	U	--			
	MW-39-121322	12/13/2022	µg/L	1	U	1	U	1	U	3	U	1	U	1	U	5	U	--			
	MW-39-031523	3/15/2023	µg/L	1	U	1	U	1	U	3	U	1	U	1	U	5	U	--			
	MW-39-062023	6/20/2023	µg/L	1	U	1	U	1	U	3	U	1	U	1	U	5	U	--			
	MW-39-091323	9/13/2023	µg/L	1	U	1	U	1	U	3	U	1	U	1	U	5	U	--			
	MW-39-121923	12/19/2023	µg/L	1	U	1	U	1	U	3	U	1	U	1	U	5	U	--			
MW-40	MW-40-120716	12/7/2016	µg/L	**6,730**		**588**		**7,460**		**3,390**		50	U[b]	**373**		**64.8**		--			
	MW-40-031417	3/14/2017	µg/L	**11,600**		**1,280**		**16,100**		**7,260**		50	U[b]	**691**		250	U[b]	--			
	MW-40-032017	3/20/2017	µg/L	**12,300**		**1,330**		**19,600**		**7,500**		200	U[b]	**654**		1,000	U[b]	--			
	MW-40-033117	3/31/2017	µg/L	**13,300**		**1,500**		**19,500**		**8,070**		100	U[b]	**727**		500	U[b]	--			
	MW-40-040617	4/6/2017	µg/L	**10,400**		**1,180**		**16,200**		**6,570**		200	U[b]	**650**		1,000	U[b]	--			
	MW-40-062817	6/28/2017	µg/L	**9,250**		**1,030**		**19,200**		**6,540**		500	U[b]	**590**		2,500	U[b]	--			
	MW-40-071717	7/17/2017	µg/L	**11,400**		**1,210**		**25,300**		**7,430**		500	U[b]	**727**		2,500	U[b]	--			
	MW-40-080117	8/1/2017	µg/L	**12,000**		**1,120**		**23,200**		**8,070**		500	U[b]	**631**		2,500	U[b]	--			
	MW-40-090817	9/8/2017	µg/L	**14,300**		**1,250**		**28,700**		**9,250**		20	U[b]	**716**		**219**		--			
	MW-40-100417	10/4/2017	µg/L	**13,800**		1,000	U[b]	**28,800**		**9,530**		1,000	U[b]	1,000	U[b]	5,000	U[b]	--			
	MW-40-110817	11/8/2017	µg/L	**13,500**		1,000	U[b]	**23,000**		**9,290**		1,000	U[b]	1,000	U[b]	5,000	U[b]	--			
	MW-40-120617	12/6/2017	µg/L	**14,300**		1,000	U[b]	**22,300**		**10,100**		1,000	U[b]	1,000	U[b]	5,000	U[b]	--			
	MW-40-010918	1/9/2018	µg/L	**12,400**		**773**		**22,300**		**10,200**		200	U[b]	**497**		1,000	U[b]	--			
	MW-40-020618	2/6/2018	µg/L	**11,100**		**777**		**20,300**		**9,350**		200	U[b]	**373**		1,000	U[b]	--			

Table 4B. Analytical Results for Groundwater, Historical

Products (SE) Pipe Line Corporation

Lewis Drive Remediation Site, Belton, South Carolina

Site ID #18693 "Kinder Morgan Belton Pipeline Release"

Location	Sample ID	Sample Date	Units	Analyte																	
				Benzene		Ethylbenzene		Toluene		Total Xylenes		1,2-DCA		MTBE		Naphthalene		EDB	
		RBSL[a]:	µg/L	5.0		700		1,000		10,000		5.0		40		25		0.05	
MW-40	MW-40-030818	3/8/2018	µg/L	**8,450**		**498**		**14,500**		**7,580**		50	U[b]	**337**		250	U[b]	--	
	MW-40-040618	4/6/2018	µg/L	**6,710**		**212**		**8,350**		**5,460**		100	U[b]	**423**		500	U[b]	--	
	MW-40-050318	5/3/2018	µg/L	**2,890**		100	U	**3,490**		**3,350**		100	U[b]	**288**		500	U[b]	--	
	MW-40-060518	6/5/2018	µg/L	**472**		**16.8**		**514**		**1,490**		1	U	**255**		**20.4**		--	
	MW-40-071218	7/12/2018	µg/L	**148**		**6.85**		**28.7**		**197**		1	U	**152**		**8.62**		--	
	MW-40-080218	8/2/2018	µg/L	**123**		**4.46**		**9.67**		**93.2**		1	U	**183**		5	U	--	
	MW-40-091218	9/12/2018	µg/L	**28.2**		**1.67**		**15.3**		**14.0**		1	U	**112**		5	U	--	
	MW-40-110218	11/2/2018	µg/L	**6.40**		1	U	**2.05**		3	U	1	U	**76.7**		5	U	--	
	MW-40-120618	12/6/2018	µg/L	1	U	1	U	1	U	3	U	1	U	**36.2**		5	U	--	
	MW-40-022019	2/20/2019	µg/L	**2.68**		1	U	1	U	3	U	1	U	**7.34**		5	U	--	
	MW-40-030619	3/6/2019	µg/L	1	U	1	U	1	U	3	U	1	U	**3.73**		5	U	--	
	MW-40-051419	5/14/2019	µg/L	1	U	1	U	1	U	3	U	1	U	**2.12**		5	U	--	
	MW-40-060519	6/5/2019	µg/L	1	U	1	U	1	U	3	U	1	U	**1.81**		5	U	--	
	MW-40-082119	8/21/2019	µg/L	**2.56**		1	U	1	U	3	U	1	U	1	U	5	U	--	
	MW-40-091919	9/19/2019	µg/L	**4.50**		1	U	**3.17**		3	U	1	U	1	U	5	U	--	
	MW-40-110619	11/6/2019	µg/L	**10.1**		1	U	**13.1**		**21.4**		1	U	**2.67**		5	U	--	
	MW-40-121919	12/19/2019	µg/L	**86.1**		**6.09**		**86.2**		**127**		1	U	**12.6**		5	U	--	
	MW-40-021120	2/11/2020	µg/L	**125**		**1.10**		**38.7**		**78.1**		1	U	**19.2**		5	U	--	
	MW-40-031020	3/10/2020	µg/L	**195**		**2.92**		**53.0**		**102**		1	U	**29.9**		5	U	--	
	--	5/4/2020	--	NS		NS		NS		NS		NS		NS		NS		NS	
	MW-40-070920	7/9/2020	µg/L	**1.24**		1	U	1	U	3	U	1	U	**17.2**		5	U	--	
	MW-40-091620	9/16/2020	µg/L	1	U	1	U	1	U	3	U	1	U	**25.0**		5	U	--	
	MW-40-111220	11/12/2020	µg/L	1	U	1	U	1	U	3	U	1	U	**37.9**		5	U	--	
	MW-40-012021	1/20/2021	µg/L	1	U	1	U	1	U	3	U	1	U	**17.3**		5	U	--	
	MW-40-032421	3/24/2021	µg/L	1	U	1	U	1	U	3	U	1	U	**8.88**		5	U	--	
	--	5/19/2021	µg/L	No access. Water level too high.															
	MW-40-071421	7/14/2021	µg/L	1	U	1	U	1.16	U	3	U	1	U	**11.7**		5	U	--	
	--	9/17/2021	µg/L	No access. Water level too high.															
	MW-40-111721	11/17/2021	µg/L	1	U	1	U	1	U	3	U	1	U	**5.83**		5	U	--	
	MW-40-030122	3/1/2022	µg/L	1	U	1	U	1	U	3	U	1	U	**2.19**		5	U	--	
	MW-40-061422	6/14/2022	µg/L	1	U	1	U	1	U	3	U	1	U	**3.52**		5	U	--	
	MW-40-092122	9/21/2022	µg/L	1	U	1	U	1	U	3	U	1	U	**1.61**		5	U	--	
	MW-40-121322	12/13/2022	µg/L	1	U	1	U	1	U	3	U	1	U	1	U	5	U	--	
	MW-40-031523	3/15/2023	µg/L	1	U	1	U	1	U	3	U	1	U	**3.37**		5	U	--	
	MW-40-062023	6/20/2023	µg/L	1	U	1	U	1	U	3	U	1	U	**1.60**		5	U	--	
	MW-40-091323	9/13/2023	µg/L	1	U	1	U	1	U	3	U	1	U	1	U	5	U	--	
	MW-40-121923	12/19/2023	µg/L	1	U	1	U	1	U	3	U	1	U	1	U	5	U	--	
MW-41	MW-41-120716	12/7/2016	µg/L	**212**		2	U	2	U	**155**		2	U	**6.70**		**5.60**		--	

Table 4B. Analytical Results for Groundwater, Historical

Products (SE) Pipe Line Corporation

Lewis Drive Remediation Site, Belton, South Carolina

Site ID #18693 "Kinder Morgan Belton Pipeline Release"

Location	Sample ID	Sample Date	Units	Analyte																	
				Benzene		Ethylbenzene		Toluene		Total Xylenes		1,2-DCA		MTBE		Naphthalene		EDB	
		RBSL[a]:	µg/L	5.0		700		1,000		10,000		5.0		40		25		0.05	
MW-41	MW-41-031417	3/14/2017	µg/L	**469**		**1.78**		1	U	**275**		1	U	**4.34**		**18.1**		--	
	MW-41-032017	3/20/2017	µg/L	**424**		**2.62**		1	U	**342**		1	U	1	U	**16.9**		--	
	MW-41-033117	3/31/2017	µg/L	**449**		5	U	5	U	**343**		5	U[b]	5	U	25	U[b]	--	
	MW-41-040617	4/6/2017	µg/L	**470**		**2.06**		1	U	**258**		1	U	**3.84**		**10.6**		--	
	MW-41-062817	6/28/2017	µg/L	**292**		**8.83**		**2.09**		**271**		1	U	**3.36**		**13.3**		--	
	MW-41-071717	7/17/2017	µg/L	**487**		**15.8**		**3.09**		**366**		1	U	**3.62**		**27.9**		--	
	MW-41-080117	8/1/2017	µg/L	**371**		10	U	10	U	**260**		10	U[b]	10	U	50	U[b]	--	
	MW-41-090817	9/8/2017	µg/L	**189**		**1.51**		1	U	**90.0**		1	U	**3.74**		5	U	--	
	MW-41-100417	10/4/2017	µg/L	**93.5**		1	U	1	U	**59.9**		1	U	**1.84**		5	U	--	
	MW-41-110817	11/8/2017	µg/L	**99.6**		1	U	1	U	**56.6**		1	U	**2.46**		**5.68**		--	
	MW-41-120617	12/6/2017	µg/L	**27.6**		1	U	1	U	**11.1**		1	U	**1.62**		5	U	--	
	MW-41-010918	1/9/2018	µg/L	**2.06**		1	U	1	U	3	U	1	U	**1.43**		5	U	--	
	MW-41-020618	2/6/2018	µg/L	1	U	1	U	1	U	3	U	1	U	1	U	5	U	--	
	MW-41-030818	3/8/2018	µg/L	1	U	1	U	1	U	3	U	1	U	1	U	5	U	--	
	MW-41-040618	4/6/2018	µg/L	1	U	1	U	1	U	3	U	1	U	1	U	5	U	--	
	MW-41-050318	5/3/2018	µg/L	1	U	1	U	1	U	3	U	1	U	1	U	5	U	--	
	MW-41-060518	6/5/2018	µg/L	1	U	1	U	1	U	3	U	1	U	1	U	5	U	--	
	MW-41-071218	7/12/2018	µg/L	1	U	1	U	1	U	3	U	1	U	1	U	5	U	--	
	MW-41-091218	9/12/2018	µg/L	1	U	1	U	1	U	3	U	1	U	1	U	5	U	--	
	MW-41-120618	12/6/2018	µg/L	1	U	1	U	1	U	3	U	1	U	1	U	5	U	--	
	MW-41-021919	2/19/2019	µg/L	1	U	1	U	1	U	3	U	1	U	1	U	5	U	--	
	MW-41-030619	3/6/2019	µg/L	1	U	1	U	1	U	3	U	1	U	1	U	5	U	--	
	MW-41-051519	5/15/2019	µg/L	1	U	1	U	1	U	3	U	1	U	1	U	5	U	--	
	MW-41-060519	6/5/2019	µg/L	1	U	1	U	1	U	3	U	1	U	1	U	5	U	--	
	MW-41-081919	8/19/2019	µg/L	1	U	1	U	1	U	3	U	1	U	1	U	5	U	--	
	MW-41-091919	9/19/2019	µg/L	1	U	1	U	1	U	3	U	1	U	1	U	5	U	--	
	MW-41-110419	11/4/2019	µg/L	1	U	1	U	1	U	3	U	1	U	1	U	5	U	--	
	MW-41-121819	12/18/2019	µg/L	1	U	1	U	1	U	3	U	1	U	1	U	5	U	--	
	MW-41-021120	2/11/2020	µg/L	1	U	1	U	1	U	3	U	1	U	1	U	5	U	--	
	MW-41-031020	3/10/2020	µg/L	1	U	1	U	1	U	3	U	1	U	1	U	5	U	--	
	--	5/4/2020	--	NS		NS		NS		NS		NS		NS		NS		NS	
	MW-41-070820	7/8/2020	µg/L	1	U	1	U	1	U	3	U	1	U	1	U	5	U	--	
	MW-41-091520	9/15/2020	µg/L	1	U	1	U	1	U	3	U	1	U	1	U	5	U	--	
	MW-41-111220	11/12/2020	µg/L	1	U	1	U	1	U	3	U	1	U	1	U	5	U	--	
	MW-41-012021	1/20/2021	µg/L	1	U	1	U	1	U	3	U	1	U	1	U	5	U	--	
	MW-41-032521	3/25/2021	µg/L	1	U	1	U	1	U	3	U	1	U	1	U	5	U	--	
	MW-41-051921	5/19/2021	µg/L	1	U	1	U	1	U	3	U	1	U	1	U	5	U	--	
	MW-41-071421	7/14/2021	µg/L	1	U	1	U	1	U	3	U	1	U	1	U	5	U	--	

Table 4B. Analytical Results for Groundwater, Historical

Products (SE) Pipe Line Corporation

Lewis Drive Remediation Site, Belton, South Carolina

Site ID #18693 "Kinder Morgan Belton Pipeline Release"

Location	Sample ID	Sample Date	Units	Analyte																	
				Benzene		Ethylbenzene		Toluene		Total Xylenes		1,2-DCA		MTBE		Naphthalene		EDB			
		RBSL[a]:	µg/L	**5.0**		**700**		**1,000**		**10,000**		**5.0**		**40**		**25**		**0.05**			
MW-41	MW-41-091721	9/17/2021	µg/L	1	U	1	U	1	U	3	U	1	UJ	1	U	5	U	--			
	MW-41-111721	11/17/2021	µg/L	1	U	1	U	1	U	3	U	1	U	1	U	5	U	--			
	MW-41-030222	3/2/2022	µg/L	1	U	1	U	1	U	3	U	1	U	1	U	5	U	--			
	MW-41-061422	6/14/2022	µg/L	1	U	1	U	1	U	3	U	1	U	1	U	5	U	--			
	MW-41-092122	9/21/2022	µg/L	1	U	1	U	1	U	3	U	1	U	1	U	5	UJ	--			
	MW-41-121322	12/13/2022	µg/L	1	U	1	U	1	U	3	U	1	U	1	U	5	U	--			
	MW-41-031423	3/14/2023	µg/L	1	U	1	U	1	U	3	U	1	U	1	U	5	U	--			
	MW-41-062023	6/20/2023	µg/L	1	U	1	U	1	U	3	U	1	U	1	U	5	U	--			
	MW-41-091323	9/13/2023	µg/L	1	U	1	U	1	U	3	U	1	U	1	U	5	U	--			
	MW-41-121923	12/19/2023	µg/L	1	U	1	U	1	U	3	U	1	U	1	U	5	U	--			
MW-42	MW-42-120716	12/7/2016	µg/L	**3.80**		1	U	1	U	**2.70**		1	U	1	U	1	U	--			
	MW-42-031417	3/14/2017	µg/L	**19.3**		1	U	1	U	3	U	1	U	**1.12**		5	U	--			
	MW-42-032017	3/20/2017	µg/L	**59.6**		1	U	1	U	**16.9**		1	U	**1.24**		5	U	--			
	MW-42-033117	3/31/2017	µg/L	**135**		1	U	1	U	**73.8**		1	U	1	U	**5.19**		--			
	MW-42-040617	4/6/2017	µg/L	**93.5**		1	U	1	U	**53.3**		1	U	**1.18**		5	U	--			
	MW-42-062817	6/28/2017	µg/L	**15.1**		1	U	1	U	**11.7**		1	U	**1.25**		5	U	--			
	MW-42-090817	9/8/2017	µg/L	**143**		1	U	1	U	**100**		1	U	**1.51**		**5.52**		--			
	MW-42-120617	12/6/2017	µg/L	**9.82**		1	U	1	U	**45.0**		1	U	**1.24**		5	U	--			
	MW-42-030818	3/8/2018	µg/L	**1.02**		1	U	1	U	3	U	1	U	1	U	5	U	--			
	MW-42-060518	6/5/2018	µg/L	1	U	1	U	1	U	3	U	1	U	1	U	5	U	--			
	MW-42-091218	9/12/2018	µg/L	1	U	1	U	1	U	3	U	1	U	1	U	5	U	--			
	MW-42-120618	12/6/2018	µg/L	1	U	1	U	1	U	3	U	1	U	1	U	5	U	--			
	MW-42-030619	3/6/2019	µg/L	1	U	1	U	1	U	3	U	1	U	1	U	5	U	--			
	MW-42-060519	6/5/2019	µg/L	1	U	1	U	1	U	3	U	1	U	1	U	5	U	--			
	MW-42-091919	9/19/2019	µg/L	1	U	1	U	1	U	3	U	1	U	1	U	5	U	--			
	MW-42-121819	12/18/2019	µg/L	1	U	1	U	1	U	3	U	1	U	1	U	5	U	--			
	MW-42-031020	3/10/2020	µg/L	1	U	1	U	1	U	3	U	1	U	1	U	5	U	--			
	MW-42-070820	7/8/2020	µg/L	1	U	1	U	1	U	3	U	1	U	1	U	5	U	--			
	MW-42-111220	11/12/2020	µg/L	1	U	1	U	1	U	3	U	1	U	1	U	5	U	--			
	MW-42-032521	3/25/2021	µg/L	1	U	1	U	1	U	3	U	1	U	1	U	5	U	--			
	MW-42-071421	7/14/2021	µg/L	1	U	1	U	1	U	3	U	1	U	1	U	5	U	--			
	MW-42-111721	11/17/2021	µg/L	1	U	1	U	1	U	3	U	1	U	1	U	5	U	--			
	MW-42-030122	3/1/2022	µg/L	1	U	1	U	1	U	3	U	1	U	1	U	5	U	--			
	MW-42-092122	9/21/2022	µg/L	1	U	1	U	1	U	3	U	1	U	1	U	5	UJ	--			
	MW-42-031423	3/14/2023	µg/L	1	U	1	U	1	U	3	U	1	U	1	U	5	U	--			
	MW-42-091323	9/13/2023	µg/L	1	U	1	U	1	U	3	U	1	U	1	U	5	U	--			
MW-43	MW-43-110817	11/8/2017	µg/L	1	U	1	U	1	U	3	U	1	U	1	U	5	U	--			
	MW-43-120617	12/6/2017	µg/L	1	U	1	U	1	U	3	U	1	U	1	U	5	U	--			

Table 4B. Analytical Results for Groundwater, Historical

Products (SE) Pipe Line Corporation

Lewis Drive Remediation Site, Belton, South Carolina

Site ID #18693 "Kinder Morgan Belton Pipeline Release"

Location	Sample ID	Sample Date	Units	Analyte																	
				Benzene		Ethylbenzene		Toluene		Total Xylenes		1,2-DCA		MTBE		Naphthalene		EDB	
		RBSL[a]:	µg/L	5.0		700		1,000		10,000		5.0		40		25		0.05	
MW-43	MW-43-010918	1/9/2018	µg/L	1	U	1	U	1	U	3	U	1	U	1	U	5	U	--	
	MW-43-020618	2/6/2018	µg/L	1	U	1	U	1	U	3	U	1	U	1	U	5	U	--	
	MW-43-030818	3/8/2018	µg/L	1	U	1	U	1	U	3	U	1	U	1	U	5	U	--	
	MW-43-040618	4/6/2018	µg/L	1	U	1	U	1	U	3	U	1	U	1	U	5	U	--	
	MW-43-050318	5/3/2018	µg/L	1	U	1	U	1	U	3	U	1	U	1	U	5	U	--	
	MW-43-060618	6/6/2018	µg/L	1	U	1	U	1	U	3	U	1	U	1	U	5	U	--	
	MW-43-071218	7/12/2018	µg/L	1	U	1	U	1	U	3	U	1	U	**4.42**		5	U	--	
	MW-43-091218	9/12/2018	µg/L	1	U	1	U	1	U	3	U	1	U	1	U	5	U	--	
	MW-43-120618	12/6/2018	µg/L	1	U	1	U	1	U	3	U	1	U	1	U	5	U	--	
	MW-43-030619	3/6/2019	µg/L	1	U	1	U	1	U	3	U	1	U	1	U	5	U	--	
	MW-43-060519	6/5/2019	µg/L	1	U	1	U	1	U	3	U	1	U	1	U	5	U	--	
	MW-43-091719	9/17/2019	µg/L	1	U	1	U	1	U	3	U	1	U	1	U	5	U	--	
	MW-43-121819	12/18/2019	µg/L	1	U	1	U	1	U	3	U	1	U	1	U	5	U	--	
	MW-43-031020	3/10/2020	µg/L	1	U	1	U	1	U	3	U	1	U	1	U	5	U	--	
	--	7/6/2020	µg/L	NS-SS		NS-SS		NS-SS		NS-SS		NS-SS		NS-SS		NS-SS		NS-SS	
	--	11/10/2020	µg/L	NS-SS		NS-SS		NS-SS		NS-SS		NS-SS		NS-SS		NS-SS		NS-SS	
	MW-43-032421	3/24/2021	µg/L	1	U	1	U	1	U	3	U	1	U	1	U	5	U	--	
	--	7/13/2021	µg/L	NS-SS		NS-SS		NS-SS		NS-SS		NS-SS		NS-SS		NS-SS		NS-SS	
	--	11/17/2021	µg/L	NS-SS		NS-SS		NS-SS		NS-SS		NS-SS		NS-SS		NS-SS		NS-SS	
	MW-43-030222	3/2/2022	µg/L	1	U	1	U	1	U	3	U	1	U	1	U	5	U	--	
	MW-43-031523	3/15/2023	µg/L	1	U	1	U	1	U	3	U	1	U	1	U	5	U	--	
MW-43B	MW-43B-120617	12/6/2017	µg/L	1	U	1	U	1	U	3	U	1	U	1	U	5	U	--	
	MW-43B-030818	3/8/2018	µg/L	1	U	1	U	1	U	3	U	1	U	1	U	5	U	--	
	MW-43B-060618	6/6/2018	µg/L	1	U	1	U	1	U	3	U	1	U	1	U	5	U	--	
	MW-43B-091218	9/12/2018	µg/L	1	U	1	U	1	U	3	U	1	U	1	U	5	U	--	
	MW-43B-120618	12/6/2018	µg/L	1	U	1	U	1	U	3	U	1	U	1	U	5	U	--	
	MW-43B-030619	3/6/2019	µg/L	1	U	1	U	1	U	3	U	1	U	1	U	5	U	--	
	MW-43B-060519	6/5/2019	µg/L	1	U	1	U	1	U	3	U	1	U	1	U	5	U	--	
	MW-43B-091719	9/17/2019	µg/L	1	U	1	U	1	U	3	U	1	U	1	U	5	U	--	
	MW-43B-121819	12/18/2019	µg/L	1	U	1	U	1	U	3	U	1	U	1	U	5	U	--	
	MW-43B-031020	3/10/2020	µg/L	1	U	1	U	1	U	3	U	1	U	1	U	5	U	--	
	--	7/6/2020	µg/L	NS-SS		NS-SS		NS-SS		NS-SS		NS-SS		NS-SS		NS-SS		NS-SS	
	--	11/10/2020	µg/L	NS-SS		NS-SS		NS-SS		NS-SS		NS-SS		NS-SS		NS-SS		NS-SS	
	MW-43B-032421	3/24/2021	µg/L	1	U	1	U	1	U	3	U	1	U	1	U	5	U	--	
	--	7/13/2021	µg/L	NS-SS		NS-SS		NS-SS		NS-SS		NS-SS		NS-SS		NS-SS		NS-SS	
	--	11/17/2021	µg/L	NS-SS		NS-SS		NS-SS		NS-SS		NS-SS		NS-SS		NS-SS		NS-SS	
	MW-43B-030222	3/2/2022	µg/L	1	U	1	U	1	U	3	U	1	U	1	U	5	U	--	
	MW-43B-031523	3/15/2023	µg/L	1	U	1	U	1	U	3	U	1	U	1	U	5	U	--	

Table 4B. Analytical Results for Groundwater, Historical

Products (SE) Pipe Line Corporation

Lewis Drive Remediation Site, Belton, South Carolina

Site ID #18693 "Kinder Morgan Belton Pipeline Release"

Location	Sample ID	Sample Date	Units	Analyte																	
				Benzene		Ethylbenzene		Toluene		Total Xylenes		1,2-DCA		MTBE		Naphthalene		EDB			
		RBSL[a]:	µg/L	**5.0**		**700**		**1,000**		**10,000**		**5.0**		**40**		**25**		**0.05**			
MW-44	--	3/13/2017	--	NS-IW		NS-IW		NS-IW		NS-IW		NS-IW		NS-IW		NS-IW		NS-IW			
	MW-44-062917	6/29/2017	µg/L	**1.06**		1	U	**7.12**		**3.11**		1	U	1	U	5	U	--			
	--	9/5/2017	--	NS-IW		NS-IW		NS-IW		NS-IW		NS-IW		NS-IW		NS-IW		NS-IW			
	--	12/4/2017	--	NS-IW		NS-IW		NS-IW		NS-IW		NS-IW		NS-IW		NS-IW		NS-IW			
	MW-44-030818	3/8/2018	µg/L	1	U	1	U	1	U	3	U	1	U	1	U	5	U	--			
	MW-44-060518	6/5/2018	µg/L	1	U	1	U	1	U	3	U	1	U	1	U	5	U	--			
	MW-44-091318	9/13/2018	µg/L	1	U	1	U	1	U	3	U	1	U	1	U	5	U	--			
	MW-44-120518	12/5/2018	µg/L	1	U	1	U	1	U	3	U	1	U	1	U	5	U	--			
	MW-44-030519	3/5/2019	µg/L	1	U	1	U	1	U	3	U	1	U	1	U	5	U	--			
	MW-44-060419	6/4/2019	µg/L	1	U	1	U	1	U	3	U	1	U	1	U	5	U	--			
	--	9/16/2019	--	NS-IW		NS-IW		NS-IW		NS-IW		NS-IW		NS-IW		NS-IW		NS-IW			
	MW-44-121919	12/19/2019	µg/L	1	U	1	U	1	U	3	U	1	U	1	U	5	U	--			
	MW-44-031220	3/12/2020	µg/L	1	U	1	U	1	U	3	U	1	U	1	U	5	U	--			
	--	7/6/2020	µg/L	NS-SS		NS-SS		NS-SS		NS-SS		NS-SS		NS-SS		NS-SS		NS-SS			
	--	11/10/2020	µg/L	NS-SS		NS-SS		NS-SS		NS-SS		NS-SS		NS-SS		NS-SS		NS-SS			
	MW-44-032421	3/24/2021	µg/L	1	U	1	U	1	U	3	U	1	U	1	U	5	U	--			
	--	7/13/2021	µg/L	NS-SS		NS-SS		NS-SS		NS-SS		NS-SS		NS-SS		NS-SS		NS-SS			
	--	11/17/2021	µg/L	NS-SS		NS-SS		NS-SS		NS-SS		NS-SS		NS-SS		NS-SS		NS-SS			
	MW-44-030222	3/2/2022	µg/L	1	U	1	U	1	U	3	U	1	U	1	U	5	U	--			
	MW-44-031523	3/15/2023	µg/L	1	U	1	U	1	U	3	U	1	U	1	U	5	U	--			
MW-44B	MW-44B-031317	3/13/2017	µg/L	1	U	1	U	1	U	3	U	1	U	1	U	5	U	--			
	MW-44B-062817	6/28/2017	µg/L	1	U	1	U	**2.39**		3	U	1	U	1	U	5	U	--			
	MW-44B-090717	9/7/2017	µg/L	1	U	1	U	**3.07**		3	U	1	U	1	U	5	U	--			
	MW-44B-120517	12/5/2017	µg/L	1	U	1	U	**2.27**		3	U	1	U	1	U	5	U	--			
	MW-44B-030818	3/8/2018	µg/L	1	U	1	U	1	U	3	U	1	U	1	U	5	U	--			
	MW-44B-060518	6/5/2018	µg/L	1	U	1	U	1	U	3	U	1	U	1	U	5	U	--			
	MW-44B-091118	9/11/2018	µg/L	1	U	1	U	1	U	3	U	1	U	1	U	5	U	--			
	MW-44B-120518	12/5/2018	µg/L	1	U	1	U	1	U	3	U	1	U	1	U	5	U	--			
	MW-44B-030519	3/5/2019	µg/L	1	U	1	U	1	U	3	U	1	U	1	U	5	U	--			
	MW-44B-060419	6/4/2019	µg/L	1	U	1	U	1	U	3	U	1	U	1	U	5	U	--			
	MW-44B-091919	9/19/2019	µg/L	1	U	1	U	1	U	3	U	1	U	1	U	5	U	--			
	MW-44B-121719	12/17/2019	µg/L	1	U	1	U	1	U	3	U	1	U	1	U	5	U	--			
	MW-44B-031220	3/12/2020	µg/L	1	U	1	U	1	U	3	U	1	U	1	U	5	U	--			
	--	7/6/2020	µg/L	NS-SS		NS-SS		NS-SS		NS-SS		NS-SS		NS-SS		NS-SS		NS-SS			
	--	11/10/2020	µg/L	NS-SS		NS-SS		NS-SS		NS-SS		NS-SS		NS-SS		NS-SS		NS-SS			
	MW-44B-032421	3/24/2021	µg/L	1	U	1	U	1	U	3	U	1	UJ	1	U	5	U	--			
	--	7/13/2021	µg/L	NS-SS		NS-SS		NS-SS		NS-SS		NS-SS		NS-SS		NS-SS		NS-SS			
	--	11/17/2021	µg/L	NS-SS		NS-SS		NS-SS		NS-SS		NS-SS		NS-SS		NS-SS		NS-SS			

Table 4B. Analytical Results for Groundwater, Historical

Products (SE) Pipe Line Corporation

Lewis Drive Remediation Site, Belton, South Carolina

Site ID #18693 "Kinder Morgan Belton Pipeline Release"

Location	Sample ID	Sample Date	Units	Analyte																	
				Benzene		Ethylbenzene		Toluene		Total Xylenes		1,2-DCA		MTBE		Naphthalene		EDB			
		RBSL[a]:	µg/L	**5.0**		**700**		**1,000**		**10,000**		**5.0**		**40**		**25**		**0.05**			
MW-44B	MW-44B-030222	3/2/2022	µg/L	1	U	1	U	1	U	3	U	1	U	1	U	5	U	--			
	MW-44B-031523	3/15/2023	µg/L	1	U	1	U	1	U	3	U	1	U	1	U	5	U	--			
MW-45	--	3/13/2017	--	NS-IW		NS-IW		NS-IW		NS-IW		NS-IW		NS-IW		NS-IW		NS-IW			
	--	3/20/2017	--	NS-IW		NS-IW		NS-IW		NS-IW		NS-IW		NS-IW		NS-IW		NS-IW			
	--	3/31/2017	--	NS-IW		NS-IW		NS-IW		NS-IW		NS-IW		NS-IW		NS-IW		NS-IW			
	--	4/6/2017	--	NS-IW		NS-IW		NS-IW		NS-IW		NS-IW		NS-IW		NS-IW		NS-IW			
	--	5/3/2017	--	NS-IW		NS-IW		NS-IW		NS-IW		NS-IW		NS-IW		NS-IW		NS-IW			
	MW-45-062917	6/29/2017	µg/L	1	U	1	U	1	U	3	U	1	U	1	U	5	U	--			
	MW-45-071717	7/17/2017	µg/L	1	U	1	U	1	U	3	U	1	U	1	U	5	U	--			
	MW-45-080217	8/2/2017	µg/L	1	U	1	U	1	U	3	U	1	U	1	U	5	U	--			
	--	9/5/2017	--	NS-IW		NS-IW		NS-IW		NS-IW		NS-IW		NS-IW		NS-IW		NS-IW			
	--	10/4/2017	--	NS-IW		NS-IW		NS-IW		NS-IW		NS-IW		NS-IW		NS-IW		NS-IW			
	--	11/8/2017	--	NS-IW		NS-IW		NS-IW		NS-IW		NS-IW		NS-IW		NS-IW		NS-IW			
	--	12/4/2017	--	NS-IW		NS-IW		NS-IW		NS-IW		NS-IW		NS-IW		NS-IW		NS-IW			
	--	1/8/2018	--	NS-IW		NS-IW		NS-IW		NS-IW		NS-IW		NS-IW		NS-IW		NS-IW			
	--	2/6/2018	--	NS-IW		NS-IW		NS-IW		NS-IW		NS-IW		NS-IW		NS-IW		NS-IW			
	MW-45-030618	3/6/2018	µg/L	**24.3**		**6.11**		**28.9**		**41.2**		1	U	1	U	5	U	--			
	MW-45-040618	4/6/2018	µg/L	**21.9**		**3.08**		**19.6**		**36.6**		1	U	1	U	5	U	--			
	MW-45-050318	5/3/2018	µg/L	**2.65**		1	U	1	U	1	U	1	U	**3.35**		5	U	--			
	MW-45-060718	6/7/2018	µg/L	1	U	1	U	1	U	3	U	1	U	1	U	5	U	--			
	MW-45-071318	7/13/2018	µg/L	1	U	1	U	1	U	3	U	1	U	1	U	5	U	--			
	MW-45-091318	9/13/2018	µg/L	1	U	1	U	1	U	3	U	1	U	**46.3**		5	U	--			
	MW-45-120518	12/5/2018	µg/L	1	U	1	U	1	U	3	U	1	U	**3.67**		5	U	--			
	MW-45-030519	3/5/2019	µg/L	1	U	1	U	1	U	3	U	1	U	1	U	5	U	--			
	MW-45-060519	6/5/2019	µg/L	1	U	1	U	1	U	3	U	1	U	**47.7**		5	U	--			
	MW-45-091719	9/17/2019	µg/L	**5.24**		1	U	1	U	1	U	1	U	**103**		5	U	--			
	--	12/16/2019	--	NS-IW		NS-IW		NS-IW		NS-IW		NS-IW		NS-IW		NS-IW		NS-IW			
	MW-45-021220	2/12/2020	µg/L	1	U	1	U	1	U	3	U	1	U	**19.5**		5	U	--			
	MW-45-031120	3/11/2020	µg/L	1	U	1	U	1	U	3	U	1	U	**1.15**		5	U	--			
	MW-45-050620	5/6/2020	µg/L	1	U	1	U	1	U	3	U	1	U	**5.40**		5	U	--			
	MW-45-070920	7/9/2020	µg/L	1	U	1	U	**3.71**		3	U	1	U	**32.3**		5	U	--			
	MW-45-091520	9/15/2020	µg/L	**4.11**		1	U	**12.1**		**4.88**		1	U	**80.9**		5	U	--			
	MW-45-111120	11/11/2020	µg/L	1	U	1	U	1	U	3	U	1	U	**62.7**		5	U	--			
	MW-45-012021	1/20/2021	µg/L	1	U	1	U	1	U	**3.48**		1	U	**25.1**		5	U	--			
	MW-45-032421	3/24/2021	µg/L	1	U	1	U	1	U	3	U	1	U	**8.88**		5	U	--			
	MW-45-051921	5/19/2021	µg/L	1	U	1	U	1	U	3	U	1	U	**11.1**		5	UJ	--			
	MW-45-071321	7/13/2021	µg/L	**19.3**		1	U	1	U	1	U	1	UJ	**35.1**		5	U	--			
	MW-45-091721	9/17/2021	µg/L	**45.1**		**2.39**		**8.21**		**19.5**		1	UJ	**56.2**		5	U	--			

Table 4B. Analytical Results for Groundwater, Historical

Products (SE) Pipe Line Corporation

Lewis Drive Remediation Site, Belton, South Carolina

Site ID #18693 "Kinder Morgan Belton Pipeline Release"

Location	Sample ID	Sample Date	Units	Analyte																	
				Benzene		Ethylbenzene		Toluene		Total Xylenes		1,2-DCA		MTBE		Naphthalene		EDB	
		RBSL[a]:	µg/L	5.0		700		1,000		10,000		5.0		40		25		0.05	
MW-45	MW-45-111821	11/18/2021	µg/L	**21.1**		1	U	1	U	1	U	1	U	**42.4**		5	U	--	
	MW-45-030222	3/2/2022	µg/L	1	U	1	U	1	U	3	U	1	U	**20.2**		5	U	--	
	MW-45-061422	6/14/2022	µg/L	1	U	1	U	1	U	3	U	1	U	**6.02**		5	U	--	
	--	9/19/2022	--	NS-IW		NS-IW		NS-IW		NS-IW		NS-IW		NS-IW		NS-IW		NS-IW	
	--	12/13/2022	--	NS-IW		NS-IW		NS-IW		NS-IW		NS-IW		NS-IW		NS-IW		NS-IW	
	MW-45-031423	3/14/2023	µg/L	1	U	1	U	1	U	3	U	1	U	**4.20**		5	U	--	
	MW-45-061923	6/19/2023	µg/L	1	U	1	U	1	U	3	U	1	U	1	U	5	U	--	
	MW-45-091223	9/12/2023	µg/L	1	U	1	U	1	U	3	U	1	U	**19.5**		5	UJ	--	
	--	12/18/2023	--	NS-IW		NS-IW		NS-IW		NS-IW		NS-IW		NS-IW		NS-IW		NS-IW	
MW-45B	MW-45B-031317	3/13/2017	µg/L	1	U	1	U	1	U	3	U	1	U	1	U	5	U	--	
	MW-45B-032017	3/20/2017	µg/L	1	U	1	U	1	U	3	U	1	U	1	U	5	U	--	
	MW-45B-033117	3/31/2017	µg/L	1	U	1	U	1	U	3	U	1	U	1	U	5	U	--	
	MW-45B-040617	4/6/2017	µg/L	1	U	1	U	1	U	3	U	1	U	1	U	5	U	--	
	MW-45B-062817	6/28/2017	µg/L	1	U	1	U	**1.73**		3	U	1	U	1	U	5	U	--	
	--	9/5/2017	--	NS-IW		NS-IW		NS-IW		NS-IW		NS-IW		NS-IW		NS-IW		NS-IW	
	MW-45B-120717	12/7/2017	µg/L	1	U	1	U	**3.26**		3	U	1	U	1	U	5	U	--	
	MW-45B-030618	3/6/2018	µg/L	1	U	1	U	**2.75**		3	U	1	U	1	U	5	U	--	
	MW-45B-060718	6/7/2018	µg/L	1	U	1	U	**1.94**		3	U	1	U	1	U	5	U	--	
	MW-45B-091118	9/11/2018	µg/L	1	U	1	U	**1.16**		3	U	1	U	1	U	5	U	--	
	MW-45B-120518	12/5/2018	µg/L	1	U	1	U	1	U	3	U	1	U	1	U	5	U	--	
	MW-45B-030519	3/5/2019	µg/L	1	U	1	U	1	U	3	U	1	U	1	U	5	U	--	
	MW-45B-060519	6/5/2019	µg/L	1	U	1	U	1	U	3	U	1	U	1	U	5	U	--	
	MW-45B-091919	9/19/2019	µg/L	1	U	1	U	1	U	3	U	1	U	1	U	5	U	--	
	MW-45B-121719	12/17/2019	µg/L	1	U	1	U	1	U	3	U	1	U	1	U	5	U	--	
	MW-45B-031220	3/12/2020	µg/L	1	U	1	U	1	U	3	U	1	U	1	U	5	U	--	
	MW-45B-070720	7/7/2020	µg/L	1	U	1	U	1	U	3	U	1	U	1	U	5	U	--	
	MW-45B-111120	11/11/2020	µg/L	1	U	1	U	1	U	3	U	1	U	1	U	5	U	--	
	MW-45B-032421	3/24/2021	µg/L	1	U	1	U	1	U	3	U	1	UJ	1	U	5	U	--	
	MW-45B-071321	7/13/2021	µg/L	1	U	1	U	1	U	3	U	1	UJ	1	U	5	U	--	
	MW-45B-111821	11/18/2021	µg/L	1	U	1	U	**1.07**		3	U	1	U	1	U	5	U	--	
	MW-45B-030222	3/2/2022	µg/L	1	U	1	U	1	U	3	U	1	U	1	U	5	U	--	
	MW-45B-092022	9/20/2022	µg/L	1	U	1	U	1	U	3	U	1	U	1	U	5	U	--	
	MW-45B-031423	3/14/2023	µg/L	1	U	1	U	**1.02**		3	U	1	U	1	U	5	U	--	
	MW-45B-091323	9/13/2023	µg/L	1	U	1	U	1	U	3	U	1	U	1	U	5	UJ	--	
MW-46	MW-46-120617	12/6/2017	µg/L	**4.97**		1	U	1	U	**7.74**		1	U	**85.5**		5	U	--	
	MW-46-030618	3/6/2018	µg/L	**173**		**1.76**		**16.5**		**29.5**		1	U	**129**		**7.21**		--	
	MW-46-060518	6/5/2018	µg/L	**294**		1	U	**11.8**		**147**		1	U	**184**		5	U	--	
	MW-46-080218	8/2/2018	µg/L	**1,520**		**4.24**		**92.1**		**763**		1	U	**200**		**20.7**		--	

Table 4B. Analytical Results for Groundwater, Historical

Products (SE) Pipe Line Corporation

Lewis Drive Remediation Site, Belton, South Carolina

Site ID #18693 "Kinder Morgan Belton Pipeline Release"

Location	Sample ID	Sample Date	Units	Analyte																	
				Benzene		Ethylbenzene		Toluene		Total Xylenes		1,2-DCA		MTBE		Naphthalene		EDB	
		RBSL[a]:	µg/L	5.0		700		1,000		10,000		5.0		40		25		0.05	
MW-46	MW-46-091118	9/11/2018	µg/L	**1,510**		**6.81**		**64.0**		**597**		1	U	**311**		**23.4**		--	
	MW-46-110218	11/2/2018	µg/L	**1,790**		**7.10**		**120**		**740**		1	U	**299**		**16.6**		--	
	MW-46-120518	12/5/2018	µg/L	**1,250**		**3.07**		**46.7**		**521**		**1.90**		**290**		**7.38**		--	
	MW-46-022019	2/20/2019	µg/L	**2,380**		**2.97**		**82.4**		**799**		1	U	**346**		**22.4**		--	
	MW-46-030519	3/5/2019	µg/L	**2,350**		**4.01**		**73.7**		**701**		1	U	**406**		**32.8**		--	
	MW-46-051419	5/14/2019	µg/L	**1,300**		**2.27**		**54.8**		**412**		1	U	**174**		**28.9**		--	
	MW-46-060519	6/5/2019	µg/L	**1,300**		10	U	**19.5**		**400**		10	U[b]	**278**		50	U[b]	--	
	MW-46-071719	7/17/2019	µg/L	**976**		1	U	**29.1**		**237**		1	U	**198**		**15.5**		--	
	MW-46-082119	8/21/2019	µg/L	**874**		25	U	25	U	**226**		25	U[b]	**191**		125	U[b]	--	
	MW-46-091719	9/17/2019	µg/L	**705**		25	U	**26.1**		**150**		25	U[b]	**175**		125	U[b]	--	
	MW-46-110719	11/7/2019	µg/L	**136**		5	U	5	U	**18.8**		5	U	**158**		25	U	--	
	MW-46-122019	12/20/2019	µg/L	**7.14**		1	U	1	U	3	U	1	U	**121**		5	U	--	
	MW-46-021320	2/13/2020	µg/L	5	U	5	U	5	U	15	U	5	U	**122**		25	U	--	
	MW-46-031220	3/12/2020	µg/L	1	U	1	U	1	U	3	U	1	U	**161**		5	U	--	
	MW-46-050520	5/5/2020	µg/L	**8.35**		1	U	1	U	3	U	1	U	**136**		5	U	--	
	MW-46-072220	7/22/2020	µg/L	**55.7**		1	U	1	U	**6.54**		1	U	**147**		5	U	--	
	MW-46-111120	11/11/2020	µg/L	1	U	1	U	1	U	3	U	1	U	**62.2**		5	U	--	
	MW-46-032421	3/24/2021	µg/L	1	U	1	U	1	U	3	U	1	U	**57.3**		5	U	--	
	MW-46-071321	7/13/2021	µg/L	1	U	1	U	1	U	3	U	1	U	**48.2**		5	U	--	
	MW-46-111821	11/18/2021	µg/L	**6.11**		1	U	1	U	3	U	1	U	**81.8**		5	U	--	
	MW-46-030222	3/2/2022	µg/L	1	U	1	U	1	U	3	U	1	U	**41.1**		5	U	--	
	MW-46-092022	9/20/2022	µg/L	1	U	1	U	1	U	3	U	1	U	**4.57**		5	U	--	
	MW-46-031423	3/14/2023	µg/L	1	U	1	U	1	U	3	U	1	U	**2.01**		5	U	--	
	MW-46-091223	9/12/2023	µg/L	1	U	1	U	1	U	3	U	1	U	**2.83**		5	UJ	--	
	MW-46-111723	11/17/2023	µg/L	**423**		1	U	**1.18**		**8.82**		1	U	**23.7**		**11.3**		--	
	MW-46-122023	12/20/2023	µg/L	**106**		1	U	1	U	3	U	1	U	**8.66**		5	U	--	
MW-47	MW-47-120617	12/6/2017	µg/L	1	U	1	U	1	U	3	U	1	U	1	U	5	U	--	
	MW-47-030718	3/7/2018	µg/L	1	U	1	U	1	U	3	U	1	U	1	U	5	U	--	
	MW-47-060618	6/6/2018	µg/L	1	U	1	U	1	U	3	U	1	U	1	U	5	U	--	
	MW-47-091218	9/12/2018	µg/L	1	U	1	U	1	U	3	U	1	U	1	U	5	U	--	
	MW-47-120618	12/6/2018	µg/L	1	U	1	U	1	U	3	U	1	U	1	U	5	U	--	
	MW-47-030619	3/6/2019	µg/L	1	U	1	U	1	U	3	U	1	U	1	U	5	U	--	
	MW-47-060519	6/5/2019	µg/L	1	U	1	U	1	U	3	U	1	U	1	U	5	U	--	
	MW-47-091819	9/18/2019	µg/L	1	U	1	U	1	U	3	U	1	U	1	U	5	U	--	
	MW-47-121819	12/18/2019	µg/L	1	U	1	U	1	U	3	U	1	U	1	U	5	U	--	
	MW-47-031120	3/11/2020	µg/L	1	U	1	U	1	U	3	U	1	U	1	U	5	U	--	
	MW-47-070720	7/7/2020	µg/L	1	U	1	U	1	U	3	U	1	U	1	U	5	U	--	
	MW-47-111220	11/12/2020	µg/L	1	U	1	U	1	U	3	U	1	U	1	U	5	U	--	

Table 4B. Analytical Results for Groundwater, Historical

Products (SE) Pipe Line Corporation

Lewis Drive Remediation Site, Belton, South Carolina

Site ID #18693 "Kinder Morgan Belton Pipeline Release"

Location	Sample ID	Sample Date	Units	Analyte																	
				Benzene		Ethylbenzene		Toluene		Total Xylenes		1,2-DCA		MTBE		Naphthalene		EDB	
		RBSL[a]:	µg/L	5.0		700		1,000		10,000		5.0		40		25		0.05	
MW-47	MW-47-032521	3/25/2021	µg/L	1	U	1	U	1	U	3	U	1	U	1	U	5	U	--	
	MW-47-071421	7/14/2021	µg/L	1	U	1	U	1	U	3	U	1	U	1	U	5	U	--	
	MW-47-111821	11/18/2021	µg/L	1	U	1	U	1	UJ	3	U	1	U	1	U	5	U	--	
	MW-47-030222	3/2/2022	µg/L	1	U	1	U	1	U	3	U	1	U	1	U	5	U	--	
	MW-47-092022	9/20/2022	µg/L	1	U	1	U	1	U	3	U	1	U	1	U	5	U	--	
	MW-47-031523	3/15/2023	µg/L	1	U	1	U	1	U	3	U	1	U	1	U	5	U	--	
	MW-47-091223	9/12/2023	µg/L	1	U	1	U	1	U	3	U	1	U	1	U	5	UJ	--	
MW-48B	MW-48B-120617	12/6/2017	µg/L	1	U	1	U	1	U	3	U	1	U	**2.92**		5	U	--	
	MW-48B-030718	3/7/2018	µg/L	1	U	1	U	1	U	3	U	1	U	**2.97**		5	U	--	
	MW-48B-060618	6/6/2018	µg/L	1	U	1	U	1	U	3	U	1	U	**2.12**		5	U	--	
	MW-48B-091218	9/12/2018	µg/L	1	U	1	U	1	U	3	U	1	U	**1.80**		5	U	--	
	MW-48B-120618	12/6/2018	µg/L	1	U	1	U	1	U	3	U	1	U	**1.56**		5	U	--	
	MW-48B-030619	3/6/2019	µg/L	1	U	1	U	1	U	3	U	1	U	**1.64**		5	U	--	
	MW-48B-060519	6/5/2019	µg/L	1	U	1	U	1	U	3	U	1	U	**1.45**		5	U	--	
	MW-48B-091819	9/18/2019	µg/L	1	U	1	U	1	U	3	U	1	U	**1.14**		5	U	--	
	MW-48B-121819	12/18/2019	µg/L	1	U	1	U	1	U	3	U	1	U	1	U	5	U	--	
	MW-48B-031120	3/11/2020	µg/L	1	U	1	U	1	U	3	U	1	U	**1.23**		5	U	--	
	--	7/6/2020	--	NS		NS		NS		NS		NS		NS		NS		NS	
	MW-48B-111220	11/12/2020	µg/L	1	U	1	U	1	U	3	U	1	U	1	U	5	U	--	
	MW-48B-032521	3/25/2021	µg/L	1	U	1	U	1	U	3	U	1	U	1	U	5	U	--	
	MW-48B-071421	7/14/2021	µg/L	1	U	1	U	1	U	**5.43**		1	U	1	U	5	U	--	
	MW-48B-111821	11/18/2021	µg/L	1	U	1	U	1	UJ	3	U	1	U	1	U	5	U	--	
	MW-48B-030222	3/2/2022	µg/L	1	U	1	U	1	U	3	U	1	U	1	U	5	U	--	
	MW-48B-092122	9/21/2022	µg/L	1	U	1	U	1	U	3	U	1	U	1	U	5	UJ	--	
	MW-48B-031523	3/15/2023	µg/L	1	U	1	U	1	U	3	U	1	U	**1.03**		5	U	--	
	MW-48B-091323	9/13/2023	µg/L	1	U	1	U	1	U	3	U	1	U	1	U	5	U	--	
MW-49	MW-49-120617	12/6/2017	µg/L	1	U	1	U	1	U	3	U	1	U	1	U	5	U	--	
	MW-49-030818	3/8/2018	µg/L	1	U	1	U	1	U	3	U	1	U	1	U	5	U	--	
	MW-49-060518	6/5/2018	µg/L	1	U	1	U	1	U	3	U	1	U	1	U	5	U	--	
	MW-49-091118	9/11/2018	µg/L	1	U	1	U	1	U	3	U	1	U	1	U	5	U	--	
	MW-49-120518	12/5/2018	µg/L	1	U	1	U	1	U	3	U	1	U	1	U	5	U	--	
	MW-49-030619	3/6/2019	µg/L	1	U	1	U	1	U	3	U	1	U	1	U	5	U	--	
	MW-49-060519	6/5/2019	µg/L	1	U	1	U	1	U	3	U	1	U	1	U	5	U	--	
	MW-49-091719	9/17/2019	µg/L	1	U	1	U	1	U	3	U	1	U	1	U	5	U	--	
	MW-49-121719	12/17/2019	µg/L	1	U	1	U	1	U	3	U	1	U	1	U	5	U	--	
	MW-49-031020	3/10/2020	µg/L	1	U	1	U	1	U	3	U	1	U	1	U	5	U	--	
	--	7/6/2020	µg/L	NS-SS		NS-SS		NS-SS		NS-SS		NS-SS		NS-SS		NS-SS		NS-SS	
	--	11/10/2020	µg/L	NS-SS		NS-SS		NS-SS		NS-SS		NS-SS		NS-SS		NS-SS		NS-SS	

Table 4B. Analytical Results for Groundwater, Historical

Products (SE) Pipe Line Corporation

Lewis Drive Remediation Site, Belton, South Carolina

Site ID #18693 "Kinder Morgan Belton Pipeline Release"

Location	Sample ID	Sample Date	Units	Analyte																	
				Benzene		Ethylbenzene		Toluene		Total Xylenes		1,2-DCA		MTBE		Naphthalene		EDB	
		RBSL[a]:	µg/L	5.0		700		1,000		10,000		5.0		40		25		0.05	
MW-49	MW-49-032521	3/25/2021	µg/L	1	U	1	U	1	U	3	U	1	U	1	U	5	U	--	
	--	7/13/2021	µg/L	NS-SS		NS-SS		NS-SS		NS-SS		NS-SS		NS-SS		NS-SS		NS-SS	
	--	11/17/2021	µg/L	NS-SS		NS-SS		NS-SS		NS-SS		NS-SS		NS-SS		NS-SS		NS-SS	
	MW-49-030222	3/2/2022	µg/L	1	U	1	U	1	U	3	U	1	U	1	U	5	U	--	
	MW-49-031423	3/14/2023	µg/L	1	U	1	U	1	U	3	U	1	U	1	U	5	U	--	
MW-50B	MW-50B-120617	12/6/2017	µg/L	**1.37**		1	U	1	U	3	U	1	U	**35.5**		5	U	--	
	MW-50B-030718	3/7/2018	µg/L	1	U	1	U	1	U	3	U	1	U	**26.7**		5	U	--	
	MW-50B-060618	6/6/2018	µg/L	1	U	1	U	1	U	3	U	1	U	**21.8**		5	U	--	
	MW-50B-091218	9/12/2018	µg/L	**150**		**1.20**		**57.9**		**47.8**		1	U	**87.9**		5	U	--	
	MW-50B-120618	12/6/2018	µg/L	**27.4**		1	U	**3.21**		3	U	1	U	**40.6**		5	U	--	
	MW-50B-030619	3/6/2019	µg/L	**1.18**		1	U	1	U	3	U	1	U	**43.9**		5	U	--	
	MW-50B-060519	6/5/2019	µg/L	1	U	1	U	1	U	3	U	1	U	**44.1**		5	U	--	
	MW-50B-091819	9/18/2019	µg/L	**25.6**		1	U	**1.20**		3	U	1	U	**43.1**		5	U	--	
	MW-50B-121819	12/18/2019	µg/L	**2.30**		1	U	1	U	3	U	1	U	**32.4**		5	U	--	
	MW-50B-021820	2/18/2020	µg/L	1	U	1	U	1	U	3	U	1	U	**42.1**		5	U	--	
	MW-50B-031120	3/11/2020	µg/L	1	U	1	U	1	U	3	U	1	U	**60.5**		5	U	--	
	MW-50B-050620	5/6/2020	µg/L	**39.0**		1	U	1	U	3	U	1	U	**65.0**		5	U	--	
	MW-50B-070820	7/8/2020	µg/L	**44.8**		1	U	1	U	3	U	1	U	**68.9**		5	U	--	
	MW-50B-091820	9/18/2020	µg/L	**43.3**		1	U	1	U	3	U	1	U	**41.9**		5	U	--	
	MW-50B-111220	11/12/2020	µg/L	**737**		1	U	**2.29**		**31.2**		1	U	**84.9**		5	U	--	
	MW-50B-012021	1/20/2021	µg/L	**948**		1	U	**1.06**		**13.3**		1	U	**97.5**		5	U	--	
	MW-50B-032521	3/25/2021	µg/L	**641**		1	U	1	U	**4.43**		1	U	**113**		5	U	--	
	MW-50B-071421	7/14/2021	µg/L	**616**		20	U	20	U	60	U	20	U[b]	**94.3**		100	U[b]	--	
	MW-50B-111821	11/18/2021	µg/L	**1340**		20	U	20	UJ	60	U	20	U[b]	**157**		100	U[b]	--	
	MW-50B-030222	3/2/2022	µg/L	**951**		20	U	20	U	60	U	20	U[b]	**107**		100	U[b]	--	
	MW-50B-092122	9/21/2022	µg/L	**33.2**		1	U	1	U	3	U	1	U	**113**		5	U	--	
	MW-50B-031523	3/15/2023	µg/L	**5.48**		1	U	1	U	3	U	1	U	**40.2**		5	U	--	
	MW-50B-091223	9/12/2023	µg/L	1	U	1	U	1	U	3	U	1	U	**19.1**		5	UJ	--	
MW-51	MW-51-100518	10/5/2018	µg/L	1	U	1	U	**1.88**		3	U	1	U	1	U	5	U	--	
	MW-51-120618	12/6/2018	µg/L	1	U	1	U	1	U	3	U	1	U	1	U	5	U	--	
	MW-51-030619	3/6/2019	µg/L	1	U	1	U	1	U	3	U	1	U	1	U	5	U	--	
	MW-51-051519	5/15/2019	µg/L	1	U	1	U	1	U	3	U	1	U	1	U	5	U	--	
	MW-51-081919	8/19/2019	µg/L	1	U	1	U	1	U	3	U	1	U	1	U	5	U	--	
	MW-51-110419	11/4/2019	µg/L	1	U	1	U	1	U	3	U	1	U	**3.57**		5	U	--	
	MW-51-021120	2/11/2020	µg/L	1	U	1	U	1	U	3	U	1	U	1	U	5	U	--	
	MW-51-070820	7/8/2020	µg/L	1	U	1	U	1	U	3	U	1	U	1	U	5	U	--	
	MW-51-111220	11/12/2020	µg/L	1	U	1	U	1	U	3	U	1	U	**3.23**		5	U	--	
	MW-51-032521	3/25/2021	µg/L	1	U	1	U	1	U	3	U	1	U	**3.28**		5	U	--	

Table 4B. Analytical Results for Groundwater, Historical

Products (SE) Pipe Line Corporation

Lewis Drive Remediation Site, Belton, South Carolina

Site ID #18693 "Kinder Morgan Belton Pipeline Release"

Location	Sample ID	Sample Date	Units	Analyte																	
				Benzene		Ethylbenzene		Toluene		Total Xylenes		1,2-DCA		MTBE		Naphthalene		EDB	
		RBSL[a]:	µg/L	5.0		700		1,000		10,000		5.0		40		25		0.05	
MW-51	MW-51-071421	7/14/2021	µg/L	1	U	1	U	1	U	3	U	1	U	**4.80**		5	U	--	
	MW-51-111821	11/18/2021	µg/L	1	U	1	U	1	U	3	U	1	U	**6.16**		5	U	--	
	MW-51-030222	3/2/2022	µg/L	**1.15**		1	U	1	U	3	U	1	U	**5.46**		5	U	--	
	MW-51-092122	9/21/2022	µg/L	1	U	1	U	1	U	3	U	1	U	**3.32**		5	UJ	--	
	MW-51-031523	3/15/2023	µg/L	1	U	1	U	1	U	3	U	1	U	**3.03**		5	U	--	
	MW-51-091323	9/13/2023	µg/L	**1.47**		1	U	1	U	**6.54**		1	U	**4.52**		5	U	--	
MW-52	MW-52-100518	10/5/2018	µg/L	1	U	1	U	**1.25**		3	U	1	U	**3.12**		5	U	--	
	MW-52-120618	12/6/2018	µg/L	1	U	1	U	1	U	3	U	1	U	1	U	5	U	--	
	MW-52-030619	3/6/2019	µg/L	1	U	1	U	1	U	3	U	1	U	**1.32**		5	U	--	
	MW-52-051519	5/15/2019	µg/L	1	U	1	U	1	U	3	U	1	U	1	U	5	U	--	
	MW-52-081919	8/19/2019	µg/L	1	U	1	U	1	U	3	U	1	U	**2.01**		5	U	--	
	MW-52-110419	11/4/2019	µg/L	1	U	1	U	1	U	3	U	1	U	1	U	5	U	--	
	MW-52-021120	2/11/2020	µg/L	1	U	1	U	1	U	3	U	1	U	1	U	5	U	--	
	MW-52-070820	7/8/2020	µg/L	1	U	1	U	1	U	3	U	1	U	**1.76**		5	U	--	
	MW-52-111220	11/12/2020	µg/L	1	U	1	U	1	U	3	U	1	U	1	U	5	U	--	
	MW-52-032621	3/26/2021	µg/L	1	U	1	U	1	U	3	U	1	U	1	U	5	U	--	
	MW-52-071421	7/14/2021	µg/L	1	U	1	U	1	U	3	U	1	U	1	U	5	U	--	
	MW-52-111821	11/18/2021	µg/L	1	U	1	U	1	UJ	3	U	1	U	1	U	5	U	--	
	MW-52-030222	3/2/2022	µg/L	1	U	1	U	1	U	3	U	1	U	1	U	5	U	--	
	MW-52-092122	9/21/2022	µg/L	1	U	1	U	1	U	3	U	1	U	**1.17**		5	UJ	--	
	MW-52-031523	3/15/2023	µg/L	1	U	1	U	1	U	3	U	1	U	**1.97**		5	U	--	
	MW-52-091323	9/13/2023	µg/L	1	U	1	U	1	U	3	U	1	U	**3.00**		5	U	--	
MW-53	MW-53-100518	10/5/2018	µg/L	1	U	1	U	**5.43**		3	U	1	U	1	U	5	U	--	
	MW-53-120618	12/6/2018	µg/L	1	U	1	U	1	U	3	U	1	U	1	U	5	U	--	
	MW-53-030719	3/7/2019	µg/L	1	U	1	U	1	U	3	U	1	U	1	U	5	U	--	
	MW-53-051519	5/15/2019	µg/L	1	U	1	U	1	U	3	U	1	U	1	U	5	U	--	
	MW-53-081919	8/19/2019	µg/L	1	U	1	U	1	U	3	U	1	U	1	U	5	U	--	
	MW-53-110419	11/4/2019	µg/L	1	U	1	U	1	U	3	U	1	U	1	U	5	U	--	
	MW-53-021320	2/13/2020	µg/L	1	U	1	U	1	U	3	U	1	U	1	U	5	U	--	
	MW-53-070720	7/7/2020	µg/L	1	U	1	U	1	U	3	U	1	U	1	U	5	U	--	
	MW-53-111220	11/12/2020	µg/L	1	U	1	U	1	U	3	U	1	U	1	U	5	U	--	
	--	3/23/2021	µg/L	NS		NS		NS		NS		NS		NS		NS		NS	
	MW-53-051921	5/19/2021	µg/L	1	U	1	U	1	U	3	U	1	U	1	U	5	UJ	--	
	MW-53-071321	7/13/2021	µg/L	1	U	1	U	1	U	3	U	1	U	1	U	5	U	--	
	MW-53-111821	11/18/2021	µg/L	1	U	1	U	1	UJ	3	U	1	U	1	U	5	U	--	
	MW-53-030222	3/2/2022	µg/L	1	U	1	U	1	U	3	U	1	U	1	U	5	U	--	
	MW-53-092122	9/21/2022	µg/L	1	U	1	U	1	U	3	U	1	U	1	U	5	U	--	
	MW-53-031523	3/15/2023	µg/L	1	U	1	U	1	U	3	U	1	U	1	U	5	U	--	

Table 4B. Analytical Results for Groundwater, Historical

Products (SE) Pipe Line Corporation

Lewis Drive Remediation Site, Belton, South Carolina

Site ID #18693 "Kinder Morgan Belton Pipeline Release"

Location	Sample ID	Sample Date	Units	Analyte																	
				Benzene		Ethylbenzene		Toluene		Total Xylenes		1,2-DCA		MTBE		Naphthalene		EDB			
		RBSL[a]:	µg/L	**5.0**		**700**		**1,000**		**10,000**		**5.0**		**40**		**25**		**0.05**			
MW-53	MW-53-091223	9/12/2023	µg/L	1	U	1	U	1	U	3	U	1	U	1	U	5	UJ	--			
MW-54	MW-54-100518	10/5/2018	µg/L	1	U	1	U	**1.72**		3	U	1	U	**1.35**		5	U	--			
	MW-54-120618	12/6/2018	µg/L	1	U	1	U	1	U	3	U	1	U	1	U	5	U	--			
	MW-54-030719	3/7/2019	µg/L	1	U	1	U	1	U	3	U	1	U	1	U	5	U	--			
	MW-54-051519	5/15/2019	µg/L	1	U	1	U	1	U	3	U	1	U	1	U	5	U	--			
	MW-54-081919	8/19/2019	µg/L	1	U	1	U	1	U	3	U	1	U	1	U	5	U	--			
	MW-54-110419	11/4/2019	µg/L	1	U	1	U	1	U	3	U	1	U	1	U	5	U	--			
	MW-54-021320	2/13/2020	µg/L	1	U	1	U	1	U	3	U	1	U	1	U	5	U	--			
	MW-54-070720	7/7/2020	µg/L	1	U	1	U	1	U	3	U	1	U	1	U	5	U	--			
	MW-54-111220	11/12/2020	µg/L	1	U	1	U	1	U	3	U	1	U	1	U	5	U	--			
	MW-54-032621	3/26/2021	µg/L	1	U	1	U	1	U	3	U	1	U	1	U	5	U	--			
	MW-54-071321	7/13/2021	µg/L	1	U	1	U	1	U	3	U	1	U	1	U	5	U	--			
	MW-54-111821	11/18/2021	µg/L	1	U	1	U	1	UJ	3	U	1	U	1	U	5	U	--			
	MW-54-030222	3/2/2022	µg/L	1	U	1	U	1	U	3	U	1	U	1	U	5	U	--			
	--	9/19/2022	--	NS-IW		NS-IW		NS-IW		NS-IW		NS-IW		NS-IW		NS-IW		NS-IW			
	MW-54-031523	3/15/2023	µg/L	1	U	1	U	1	U	3	U	1	U	1	U	5	U	--			
	--	9/11/2023	--	NS-IW		NS-IW		NS-IW		NS-IW		NS-IW		NS-IW		NS-IW		NS-IW			
MW-55	MW-55-040919	4/9/2019	µg/L	1	U	1	U	1	U	3	U	1	U	1	U	5	U	--			
	MW-55-051519	5/15/2019	µg/L	1	U	1	U	1	U	3	U	1	U	1	U	5	U	--			
	MW-55-081919	8/19/2019	µg/L	1	U	1	U	1	U	3	U	1	U	1	U	5	U	--			
	MW-55-110419	11/4/2019	µg/L	1	U	1	U	1	U	3	U	1	U	1	U	5	U	--			
	MW-55-021820	2/18/2020	µg/L	1	U	1	U	1	U	3	U	1	U	1	U	5	U	--			
	MW-55-070720	7/7/2020	µg/L	1	U	1	U	1	U	3	U	1	U	1	U	5	U	--			
	MW-55-111220	11/12/2020	µg/L	1	U	1	U	1	U	3	U	1	U	1	U	5	U	--			
	--	3/24/2021	µg/L	No property access.																	
	MW-55-071321	7/13/2021	µg/L	1	U	1	U	1	U	3	U	1	UJ	1	U	5	U	--			
	MW-55-111721	11/17/2021	µg/L	1	U	1	U	1	U	3	U	1	U	1	U	5	U	--			
	MW-55-030222	3/2/2022	µg/L	1	U	1	U	1	U	3	U	1	U	1	U	5	U	--			
	MW-55-092022	9/20/2022	µg/L	1	U	1	U	1	U	3	U	1	U	1	U	5	U	--			
	MW-55-031423	3/14/2023	µg/L	1	U	1	U	1	U	3	U	1	U	1	U	5	U	--			
	MW-55-091223	9/12/2023	µg/L	1	U	1	U	1	U	3	U	1	U	1	U	5	UJ	--			
MW-56	MW-56-040919	4/9/2019	µg/L	**209**		1	U	**2.57**		**93.9**		1	U	**79.9**		5	U	--			
	MW-56-051519	5/15/2019	µg/L	**299**		1	U	**4.11**		**119**		1	U	**86.2**		**5.33**		--			
	MW-56-071719	7/17/2019	µg/L	**549**		1	U	**8.90**		**205**		1	U	**146**		**8.18**		--			
	MW-56-082119	8/21/2019	µg/L	**391**		10	U	10	U	**91.1**		10	U[b]	**134**		50	U[b]	--			
	MW-56-091719	9/17/2019	µg/L	**30.1**		1	U	1	U	**8.51**		1	U	**137**		5	U	--			
	MW-56-110519	11/5/2019	µg/L	**5.55**		1	U	1	U	3	U	1	U	**168**		5	U	--			
	MW-56-121719	12/17/2019	µg/L	**84.3**		1	U	**1.13**		**33.6**		1	U	**141**		5	U	--			

Table 4B. Analytical Results for Groundwater, Historical

Products (SE) Pipe Line Corporation

Lewis Drive Remediation Site, Belton, South Carolina

Site ID #18693 "Kinder Morgan Belton Pipeline Release"

Location	Sample ID	Sample Date	Units	Analyte																	
				Benzene		Ethylbenzene		Toluene		Total Xylenes		1,2-DCA		MTBE		Naphthalene		EDB	
		RBSL[a]:	µg/L	5.0		700		1,000		10,000		5.0		40		25		0.05	
MW-56	MW-56-021320	2/13/2020	µg/L	**135**		1	U	**1.61**		**51.5**		1	U	**192**		5	U	--	
	MW-56-031120	3/11/2020	µg/L	**46.6**		1	U	1	U	**19.1**		1	U	**192**		5	U	--	
	MW-56-050420	5/4/2020	µg/L	**1.49**		1	U	1	U	3	U	1	U	**95.1**		5	U	--	
	MW-56-072220	7/22/2020	µg/L	1	U	1	U	1	U	3	U	1	U	**55.3**		5	U	--	
	MW-56-091520	9/15/2020	µg/L	1	U	1	U	1	U	3	U	1	U	**48.5**		5	U	--	
	MW-56-111120	11/11/2020	µg/L	1	U	1	U	1	U	3	U	1	U	**31.4**		5	U	--	
	MW-56-012021	1/20/2021	µg/L	1	U	1	U	1	U	3	U	1	U	**60.0**		5	U	--	
	MW-56-032421	3/24/2021	µg/L	1	U	1	U	1	U	3	U	1	UJ	**70.0**		5	U	--	
	MW-56-051921	5/19/2021	µg/L	1	U	1	U	1	U	3	U	1	U	**97.3**		5	UJ	--	
	MW-56-071321	7/13/2021	µg/L	**3.30**		1	U	1	U	3	U	1	U	**108**		5	U	--	
	MW-56-091721	9/17/2021	µg/L	**81.4**		1	U	1	U	**11.3**		1	UJ	**122**	**J**	5	U	--	
	MW-56-111821	11/18/2021	µg/L	**4.65**		1	U	1	U	3	U	1	U	**124**		5	U	--	
	MW-56-030122	3/1/2022	µg/L	**98.1**		1	U	1	U	**12.7**		1	U	**137**		5	U	--	
	MW-56-061422	6/14/2022	µg/L	**191**		1	U	1	U	**17.8**		1	U	**109**		5	U	--	
	MW-56-092022	9/20/2022	µg/L	**84.8**		1	U	1	U	**5.74**		1	U	**71.3**	**J**	5	U	--	
	MW-56-121322	12/13/2022	µg/L	**86.5**		1	U	1	U	**5.49**		1	U	**77.5**		5	U	--	
	MW-56-031423	3/14/2023	µg/L	**52.1**		5	U	5	U	15	U	5	U	**91.3**		25	U	--	
	MW-56-061923	6/19/2023	µg/L	**75.4**		1	U	1	U	3	U	1	U	**22.1**		5	U	--	
	MW-56-091223	9/12/2023	µg/L	**41.7**		1	U	1	U	3	U	1	U	**16.0**		5	U	--	
	MW-56-111723	11/17/2023	µg/L	**31.1**		1	U	1	U	3	U	1	U	**24.7**		5	U	--	
	MW-56-121923	12/19/2023	µg/L	**65.1**		1	U	1	U	3	U	1	U	**30.8**	**J**	5	U	--	
MW-57	MW-57-040919	4/9/2019	µg/L	**1,340**		**2.81**		**42.0**		**406**		1	U	**198**		**20.5**		--	
	MW-57-051519	5/15/2019	µg/L	**535**		**1.36**		**11.1**		**178**		1	U	**169**		**8.65**		--	
	MW-57-071719	7/17/2019	µg/L	**1,330**		**3.63**		**22.9**		**341**		1	U	**186**		**19.8**		--	
	MW-57-082119	8/21/2019	µg/L	**584**		10	U	10	U	**76.2**		10	U[b]	**183**		50	U[b]	--	
	MW-57-091719	9/17/2019	µg/L	**71.8**		10	U	10	U	30	U	10	U[b]	**74.6**		50	U[b]	--	
	MW-57-110519	11/5/2019	µg/L	**514**		1	U	**11.2**		**83.5**		1	U	**193**		5	U	--	
	MW-57-121719	12/17/2019	µg/L	**154**		1	U	**1.85**		**11.5**		1	U	**108**		5	U	--	
	MW-57-021220	2/12/2020	µg/L	**42.8**		1	U	1	U	3	U	1	U	**64.3**		5	U	--	
	MW-57-031120	3/11/2020	µg/L	**99.4**		1	U	1	U	**9.45**		1	U	**98.4**		5	U	--	
	MW-57-050420	5/4/2020	µg/L	**117**		1	U	1	U	**10.3**		1	U	**119**		5	U	--	
	MW-57-072220	7/22/2020	µg/L	**182**		1	U	1	U	**17.2**		1	U	**106**		5	U	--	
	MW-57-091520	9/15/2020	µg/L	**38.1**		1	U	1	U	3	U	1	U	**97.2**		5	U	--	
	MW-57-111120	11/11/2020	µg/L	1	U	1	U	1	U	3	U	1	U	1	U	5	U	--	
	MW-57-012021	1/20/2021	µg/L	**20.4**		1	U	1	U	3	U	1	U	**50.1**		5	U	--	
	MW-57-032421	3/24/2021	µg/L	**17.2**		1	U	1	U	3	U	1	UJ	**56.2**		5	U	--	
	MW-57-051921	5/19/2021	µg/L	**27.9**		1	U	1	U	3	U	1	U	**65.3**		5	UJ	--	
	MW-57-071321	7/13/2021	µg/L	**60.7**		1	U	1	U	**3.57**		1	U	**72.5**		5	U	--	

Table 4B. Analytical Results for Groundwater, Historical

Products (SE) Pipe Line Corporation

Lewis Drive Remediation Site, Belton, South Carolina

Site ID #18693 "Kinder Morgan Belton Pipeline Release"

Location	Sample ID	Sample Date	Units	Analyte															
				Benzene		Ethylbenzene		Toluene		Total Xylenes		1,2-DCA		MTBE		Naphthalene		EDB	
		RBSL[a]:	µg/L	5.0		700		1,000		10,000		5.0		40		25		0.05	
MW-57	MW-57-091721	9/17/2021	µg/L	**76.4**		1	U	1	U	**3.21**		1	UJ	**67.7**		5	U	--	
	MW-57-111821	11/18/2021	µg/L	**51.0**		1	U	1	U	3	U	1	U	**74.1**		5	UJ	--	
	MW-57-030222	3/2/2022	µg/L	**40.7**		1	U	1	U	3	U	1	U	**47.2**		5	U	--	
	MW-57-061422	6/14/2022	µg/L	**242**		1	U	**1.64**		**11.0**		1	U	**42.0**		5	U	--	
	MW-57-092022	9/20/2022	µg/L	1	U	1	U	1	U	3	U	1	U	**5.02**		5	U	--	
	MW-57-121322	12/13/2022	µg/L	1	U	1	U	1	U	3	U	1	U	**1.81**		5	U	--	
	MW-57-031423	3/14/2023	µg/L	1	U	1	U	1	U	3	U	1	U	**1.18**		5	U	--	
	MW-57-061923	6/19/2023	µg/L	1	U	1	U	1	U	3	U	1	U	**2.75**		5	U	--	
	MW-57-091323	9/13/2023	µg/L	**2.67**		1	U	1	U	3	U	1	U	**2.48**		5	U	--	
	MW-57-111723	11/17/2023	µg/L	**3.47**		1	U	1	U	3	U	1	U	**1.61**		5	U	--	
	MW-57-121923	12/19/2023	µg/L	1	U	1	U	1	U	3	U	1	U	1	U	5	U	--	
MW-58	MW-58-051921	5/19/2021	µg/L	**3.98**		1	U	1	U	3	U	1	U	**71.9**		5	UJ	--	
	MW-58-071321	7/13/2021	µg/L	**39.5**		1	U	1	U	3	U	1	UJ	**62.7**		5	U	--	
	MW-58-091721	9/17/2021	µg/L	**98.3**		1	U	1	U	3	U	1	U	**63.5**		5	U	--	
	MW-58-111721	11/17/2021	µg/L	**197**		1	U	1	U	3	U	1	U	**64.4**		5	U	--	
	MW-58-030222	3/2/2022	µg/L	**321**		1	U	**1.71**		**8.77**		1	U	**71.2**		5	U	--	
	MW-58-061422	6/14/2022	µg/L	**155**		1	U	1	U	**5.20**		1	U	**41.6**		5	U	--	
	MW-58-092022	9/20/2022	µg/L	**51.0**		1	U	1	U	3	U	1	U	**23.2**		5	U	--	
	MW-58-121322	12/13/2022	µg/L	1	U	1	U	1	U	3	U	1	U	**5.26**		5	U	--	
	MW-58-031423	3/14/2023	µg/L	1	U	1	U	1	U	3	U	1	U	**2.70**		5	U	--	
	MW-58-061923	6/19/2023	µg/L	1	U	1	U	1	U	3	U	1	U	**2.89**		5	U	--	
	MW-58-091223	9/12/2023	µg/L	**22.9**		1	U	1	U	3	U	1	U	**6.47**		5	UJ	--	
	MW-58-111623	11/16/2023	µg/L	**53.7**		1	U	1	U	3	U	1	U	**8.57**		5	U	--	
	MW-58-121823	12/18/2023	µg/L	**9.76**		1	U	1	U	3	U	1	U	**4.75**		5	U	--	
MW-59	MW-59-051921	5/19/2021	µg/L	1	U	1	U	1	U	3	U	1	U	**2.30**		5	UJ	--	
	MW-59-071321	7/13/2021	µg/L	1	U	1	U	**6.81**		3	U	1	UJ	**2.17**		5	U	--	
	MW-59-091721	9/17/2021	µg/L	1	U	1	U	1	U	3	U	1	U	**2.35**		5	U	--	
	MW-59-111721	11/17/2021	µg/L	1	U	1	U	1	U	3	U	1	U	**3.14**		5	U	--	
	MW-59-030222	3/2/2022	µg/L	1	U	1	U	1	U	3	U	1	U	**3.35**		5	U	--	
	MW-59-061422	6/14/2022	µg/L	1	U	1	U	1	U	3	U	1	U	**3.91**		5	U	--	
	MW-59-092022	9/20/2022	µg/L	1	U	1	U	1	U	3	U	1	U	**6.75**		5	U	--	
	MW-59-121322	12/13/2022	µg/L	1	U	1	U	1	U	3	U	1	U	**3.30**		5	U	--	
	MW-59-031423	3/14/2023	µg/L	**4.33**		1	U	1	U	3	U	1	U	**17.7**		5	U	--	
	MW-59-061923	6/19/2023	µg/L	**14.5**		1	U	1	U	3	U	1	U	**17.7**		5	U	--	
	MW-59-091223	9/12/2023	µg/L	**9.70**		1	U	1	U	**6.12**		1	U	**38.5**		5	UJ	--	
	MW-59-111723	11/17/2023	µg/L	**1.40**		1	U	1	U	**12.0**		1	U	**76.8**		5	U	--	
	MW-59-121823	12/18/2023	µg/L	1	U	1	U	1	U	3	U	1	U	**63.2**	**J**	5	U	--	
MW-60	MW-60-050420	5/4/2020	µg/L	**421**		1	U	**7.61**		**175**		1	U	**111**		**5.67**		--	

Table 4B. Analytical Results for Groundwater, Historical

Products (SE) Pipe Line Corporation

Lewis Drive Remediation Site, Belton, South Carolina

Site ID #18693 "Kinder Morgan Belton Pipeline Release"

Location	Sample ID	Sample Date	Units	Analyte																	
				Benzene		Ethylbenzene		Toluene		Total Xylenes		1,2-DCA		MTBE		Naphthalene		EDB	
		RBSL[a]:	µg/L	5.0		700		1,000		10,000		5.0		40		25		0.05	
MW-60	MW-60-070720	7/7/2020	µg/L	**970**		**1.19**		**15.4**		**252**		1	U	**145**		**10.3**		--	
	MW-60-091520	9/15/2020	µg/L	**1,190**		20	U	20	U	**55.7**		20	U[b]	**212**		100	U[b]	--	
	MW-60-111120	11/11/2020	µg/L	**1.38**		1	U	1	U	3	U	1	U	**5.57**		5	U	--	
	MW-60-012021	1/20/2021	µg/L	1	U	1	U	1	U	3	U	1	U	1	U	5	U	--	
	MW-60-032421	3/24/2021	µg/L	1	U	1	U	1	U	3	U	1	UJ	1	U	5	U	--	
	MW-60-051921	5/19/2021	µg/L	1	U	1	U	1	U	3	U	1	U	1	U	5	UJ	--	
	MW-60-071321	7/13/2021	µg/L	1	U	1	U	1	U	3	U	1	U	1	U	5	U	--	
	MW-60-091721	9/17/2021	µg/L	**3.29**		1	U	1	U	3	U	1	UJ	**2.25**		5	U	--	
	MW-60-111821	11/18/2021	µg/L	1	U	1	U	1	U	3	U	1	U	1	U	5	U	--	
	MW-60-030222	3/2/2022	µg/L	1	U	1	U	1	U	3	U	1	U	1	U	5	U	--	
	MW-60-061422	6/14/2022	µg/L	**1.11**		1	U	1	U	3	U	1	U	1	U	5	U	--	
	MW-60-092022	9/20/2022	µg/L	1	U	1	U	1	U	3	U	1	UJ	**10.5**		5	U	--	
	MW-60-121322	12/13/2022	µg/L	1	U	1	U	1	U	3	U	1	U	1	U	5	U	--	
	MW-60-031423	3/14/2023	µg/L	1	U	1	U	1	U	3	U	1	U	1	U	5	U	--	
	MW-60-061923	6/19/2023	µg/L	1	U	1	U	1	U	3	U	1	U	1	U	5	U	--	
	MW-60-091223	9/12/2023	µg/L	**1.36**		1	U	1	U	3	U	1	U	**10.1**		5	UJ	--	
	MW-60-111623	11/16/2023	µg/L	1	U	1	U	1	U	3	U	1	U	**49.3**		5	U	--	
	MW-60-122023	12/20/2023	µg/L	1	U	1	U	1	U	3	U	1	U	**39.5**		5	U	--	
MW-61B	MW-61B-072321	7/23/2021	µg/L	1	U	1	U	1	U	3	U	1	U	1	U	5	U	--	
	MW-61B-091721	9/17/2021	µg/L	1	U	1	U	1	U	3	U	1	UJ	1	U	5	U	--	
	MW-61B-111721	11/17/2021	µg/L	1	U	1	U	1	U	3	U	1	U	1	U	5	U	--	
	MW-61B-030222	3/2/2022	µg/L	1	U	1	U	1	U	3	U	1	U	1	U	5	U	--	
	MW-61B-061422	6/14/2022	µg/L	1	U	1	U	1	U	3	U	1	U	1	U	5	U	--	
	MW-61B-092022	9/20/2022	µg/L	1	U	1	U	1	U	3	U	1	U	1	U	5	U	--	
	MW-61B-121322	12/13/2022	µg/L	1	U	1	U	1	U	3	U	1	U	1	U	5	U	--	
	MW-61B-031423	3/14/2023	µg/L	1	U	1	U	1	U	3	U	1	U	1	U	5	U	--	
	MW-61B-061923	6/19/2023	µg/L	1	U	1	U	1	U	3	U	1	U	1	U	5	U	--	
	MW-61B-091223	9/12/2023	µg/L	1	U	1	U	1	U	3	U	1	U	1	U	5	UJ	--	
	MW-61B-121923	12/19/2023	µg/L	1	U	1	U	1	U	3	U	1	U	1	U	5	U	--	
MW-62	MW-62-051921	5/19/2021	µg/L	1	U	1	U	1	U	3	U	1	U	1	U	5	UJ	--	
	MW-62-071321	7/13/2021	µg/L	1	U	1	U	1	U	3	U	1	UJ	1	U	5	U	--	
	MW-62-091721	9/17/2021	µg/L	1	U	1	U	1	U	3	U	1	U	1	U	5	U	--	
	MW-62-111721	11/17/2021	µg/L	1	U	1	U	1	U	3	U	1	U	1	U	5	U	--	
	MW-62-030222	3/2/2022	µg/L	1	U	1	U	1	U	3	U	1	U	1	U	5	U	--	
	MW-62-061422	6/14/2022	µg/L	1	U	1	U	1	U	3	U	1	U	1	U	5	U	--	
	MW-62-092022	9/20/2022	µg/L	1	U	1	U	1	U	3	U	1	U	1	U	5	U	--	
	MW-62-121322	12/13/2022	µg/L	1	U	1	U	1	U	3	U	1	U	1	U	5	U	--	
	MW-62-031423	3/14/2023	µg/L	1	U	1	U	1	U	3	U	1	U	1	U	5	U	--	

Table 4B. Analytical Results for Groundwater, Historical

Products (SE) Pipe Line Corporation

Lewis Drive Remediation Site, Belton, South Carolina

Site ID #18693 "Kinder Morgan Belton Pipeline Release"

Location	Sample ID	Sample Date	Units	Analyte																	
				Benzene		Ethylbenzene		Toluene		Total Xylenes		1,2-DCA		MTBE		Naphthalene		EDB	
		RBSL[a]:	µg/L	5.0		700		1,000		10,000		5.0		40		25		0.05	
MW-62	MW-62-061923	6/19/2023	µg/L	1	U	1	U	1	U	3	U	1	U	1	U	5	U	--	
	MW-62-091223	9/12/2023	µg/L	1	U	1	U	1	U	3	U	1	U	1	U	5	UJ	--	
	MW-62-111723	11/17/2023	µg/L	1	U	1	U	1	U	3	U	1	U	1	U	5	U	--	
	MW-62-121923	12/19/2023	µg/L	1	U	1	U	1	U	3	U	1	U	1	U	5	U	--	
MW-63	MW-63-051921	5/19/2021	µg/L	1	U	1	U	1	U	3	U	1	U	**6.01**		5	UJ	--	
	MW-63-071321	7/13/2021	µg/L	1	U	1	U	1	U	3	U	1	UJ	**2.41**		5	U	--	
	MW-63-091721	9/17/2021	µg/L	1	U	1	U	1	U	3	U	1	U	**1.95**		5	U	--	
	MW-63-111721	11/17/2021	µg/L	1	U	1	U	1	U	3	U	1	U	**2.64**		5	U	--	
	MW-63-030222	3/2/2022	µg/L	1	U	1	U	1	U	3	U	1	U	**11.5**		5	U	--	
	MW-63-061422	6/14/2022	µg/L	1	U	1	U	1	U	3	U	1	U	**17.7**		5	U	--	
	MW-63-092022	9/20/2022	µg/L	1	U	1	U	1	U	3	U	1	U	**3.43**		5	U	--	
	MW-63-121322	12/13/2022	µg/L	1	U	1	U	1	U	3	U	1	U	1	U	5	U	--	
	MW-63-031423	3/14/2023	µg/L	1	U	1	U	1	U	3	U	1	U	**2.32**		5	U	--	
	MW-63-061923	6/19/2023	µg/L	1	U	1	U	1	U	3	U	1	U	**2.73**		5	U	--	
	MW-63-091223	9/12/2023	µg/L	1	U	1	U	1	U	3	U	1	U	**1.10**		5	UJ	--	
	MW-63-111623	11/16/2023	µg/L	1	U	1	U	1	U	3	U	1	U	**1.17**		5	U	--	
	MW-63-121823	12/18/2023	µg/L	1	U	1	U	1	U	3	U	1	U	1	U	5	U	--	

Notes:

[a] RBSL = Risk-based screening levels identified in South Carolina Underground Storage Tank Management Division Programmatic Quality Assurance Program Plan, Revision 3.1, Table D1 "RBSLs for Groundwater," February 2016

[b] The analyte was analyzed for, but was not detected above the laboratory reporting/quantitation limit. However, the laboratory reporting/quantitation limit is above the screening criteria. The actual absence or presence of this analyte between the screening criteria and the laboratory reporting/quantitation limit cannot be determined.

Samples analyzed by U.S. Environmental Protection Agency Methods SW 8260B/8260D and 8011.

Bold indicates the analyte was detected above the method detection limit.

Gray shading indicates the analyte exceeded RBSLs.

µg/L = microgram(s) per liter

1,2-DCA = 1,2-dichloroethane

EDB = 1,2-dibromoethane

ID = identification

MTBE = methyl tertiary butyl ether

MW = monitoring well

U = analyte was not detected above the reported sample quantitation limit

J = estimated result

UJ = analyte was not detected above the reported sample quantitation limit and should be considered estimated

NS-FP = sample not collected due to the presence of free product in the well

NS-HS = sample not collected due to health and safety concerns

NS-IW = sample not collected due to insufficient volume of water in well

NS-OL = sample not collected because it was overlooked in the field

NS-SL = sample not analyzed due to sample being lost in transit to laboratory

NS-PS = sample not collected due to the observation of product sheen in well

NS-SS = sample not collected based on revised sampling schedule

NS = not sampled

Table 5. Well Construction Information
Products (SE) Pipe Line Corporation
Lewis Drive Remediation Site, Belton, South Carolina
Site ID #18693 "Kinder Morgan Belton Pipeline Release"

Location ID	Installation Method	Permit #	Date Installed	Date Abandoned	Purpose	Ground Surface Elevation (ft amsl)	TOC Elevation (ft amsl)	Measured Depth to Bottom (ft BTOC)	Bore Hole Diameter (in)	Well Dia (in)	Well Depth (ft bgs)	Bottom of Well (ft amsl)	Top of Screen or Open Borehole Interval (ft BTOC)	Bottom of Screen or Open Borehole Interval (ft BTOC)	Top of Screen or Open Borehole Interval (ft bgs)	Bottom of Screen or Open Borehole Interval (ft bgs)	Top of Screen or Open Borehole Interval (ft amsl)	Bottom of Screen or Open Borehole Interval (ft amsl)	Length of Screen or Open Borehole Interval (ft)
Monitoring Wells																			
MW-01	CME 550 HSA	MW-10136	6/26/2015	Still in use	Monitoring Well/Gauging	850.25	853.07	15.61	8	2	13.00	837.2	5.82	15.82	3.0	13.0	847.2	837.2	10.00
MW-01B	Schramm Air Rig	MW-10136	6/25/2015	Still in use	Monitoring Well/Gauging	850.45	852.99	45.26	10	6	38.50	812.0	21.03	41.03	18.5	38.5	832.0	812.0	20.00
MW-02	CME 750 HAS	MW-10136	6/25/2015	Still in use	Monitoring Well/Gauging	841.24	841.04	19.78	8	2	20.00	821.2	4.80	19.80	5.0	20.0	836.2	821.2	15.00
MW-02B	Schramm Air Rig/ rehabbed (10/5/2017) with a Mobile Drill B57	MW-10136	6/24/2015	Still in use	Monitoring Well/Gauging	841.18	841.19	81.55	10	2	81.70	759.5	70.00	81.70	70.0	81.7	771.2	759.5	13.00
MW-03	CME 550 HSA	MW-10136	6/23/2015	Still in use	Monitoring Well/Gauging	838.38	838.36	22.19	8	2	20.00	818.4	4.98	19.98	5.0	20.0	833.4	818.4	15.00
MW-04	CME 550 HSA	MW-10136	6/23/2015	Still in use	Monitoring Well/Gauging	844.51	844.42	20.65	8	2	20.00	824.5	4.91	19.91	5.0	20.0	839.5	824.5	15.00
MW-05	CME 550 HSA	MW-10136	6/24/2015	Still in use	Monitoring Well/Gauging	851.15	851.11	19.89	8	2	20.00	831.1	4.96	19.96	5.0	20.0	846.1	831.1	15.00
MW-06	CME 550 HSA	MW-10136	6/24/2015	Still in use	Monitoring Well/Gauging	852.98	852.92	19.20	8	2	19.60	833.4	4.54	19.54	5.0	19.6	848.0	833.4	15.00
MW-06B	Mobile Drill B57	MW-11117	10/17/2017	Still in use	Monitoring Well/Gauging	852.42	852.57	85.65	13.75	4	85.20	767.2	65.50	85.50	65.5	85.5	786.9	766.9	20.00
MW-07	CME 550 HSA	MW-10136	6/25/2015	Still in use	Monitoring Well/Gauging	853.02	853.02	13.60	8	2	13.50	839.5	3.50	13.50	3.5	13.5	849.5	839.5	10.00
MW-08	CME 550 HSA	MW-10136	6/25/2015	Still in use	Monitoring Well/Gauging	844.75	844.72	19.80	8	2	19.70	825.1	4.67	19.67	4.7	19.7	840.1	825.1	15.00
MW-09	CME 550 HSA	MW-10136	6/25/2015	Still in use	Monitoring Well/Gauging	843.72	843.63	20.21	8	2	19.50	824.2	4.41	19.41	4.5	19.5	839.2	824.2	15.00
MW-09B	Mobile Drill B57	MW-11117	10/17/2017	Still in use	Monitoring Well/Gauging	843.71	843.92	151.00	13.75	4	151.00	692.7	132.20	151.00	132.2	151.0	711.5	692.7	20.00
MW-10	CME 550 HSA	MW-10136	6/25/2015	Still in use	Monitoring Well/Gauging	842.33	845.41	23.54	8	2	20.00	822.3	8.08	23.08	5.0	20.0	837.3	822.3	15.00
MW-11	CME 550 HSA	MW-10136	7/1/2015	Still in use	Monitoring Well/Gauging	852.36	855.63	32.50	8	2	29.20	823.2	13.27	28.27	14.2	25.0	838.2	827.4	15.00
MW-12	CME 550 HSA	MW-10136	6/25/2015	Still in use	Monitoring Well/Gauging	832.20	834.53	21.69	8	2	19.30	812.9	6.63	21.63	4.3	19.3	827.9	812.9	15.00
MW-12B	Geoprobe 3230 DT HSA	MW-10460	12/22/2015	Still in use	Monitoring Well/Gauging	832.26	834.98	45.81	10	6	43.00	789.3	35.72	45.72	33.0	43.0	799.3	789.3	10.00
MW-13	CME 550 HSA	MW-10136	6/26/2015	Still in use	Monitoring Well/Gauging	845.93	848.84	22.18	8	2	19.00	826.9	6.92	21.92	4.0	19.0	841.9	826.9	15.00
MW-13B	Geoprobe 3230 DT HSA	MW-10461	12/21/2015	Still in use	Monitoring Well/Gauging	847.19	849.82	55.36	10	6	58.00	789.2	50.64	60.64	48.0	58.0	799.2	789.2	10.00
MW-14	CME 550 HSA	MW-10136	6/26/2015	Still in use	Monitoring Well/Gauging	836.47	838.70	22.20	8	2	19.30	817.2	6.53	21.53	4.3	19.3	832.2	817.2	15.00
MW-14B	Mobile ST Schramm	MW-10578	5/3/2016	Still in use	Monitoring Well/Gauging	837.12	840.20	76.97	10	6	76.90	760.2	66.07	76.07	66.0	76.0	771.1	761.1	10.00
MW-15	CME 550 HSA	MW-10136	6/29/2015	Still in use	Monitoring Well/Gauging	828.68	831.03	21.22	8	2	19.00	809.7	6.35	21.35	4.0	19.0	824.7	809.7	15.00
MW-15B	CME 550 HSA	MW-10136	7/28/2015	Still in use	Monitoring Well/Gauging	828.66	831.29	74.41	10	6	77.85	750.8	70.48	80.48	67.9	77.9	760.8	750.8	10.00
MW-16	CME 750 HSA	MW-10136	6/26/2015	Still in use	Monitoring Well/Gauging	847.63	847.67	20.37	8	2	20.00	827.6	5.03	20.03	5.0	20.0	842.6	827.6	15.00
MW-17	CME 750 HSA	MW-10136	6/29/2015	Still in use	Monitoring Well/Gauging	855.32	855.35	15.30	8	2	11.00	844.3	6.03	11.03	6.0	11.0	849.3	844.3	5.00
MW-17B	Geoprobe 3230 DT HSA	MW-10462	1/7/2016	Still in use	Monitoring Well/Gauging	855.37	855.37	27.50	10	6	27.00	828.4	17.00	27.00	17.0	27.0	838.4	828.4	10.00
MW-18	CME 550 HSA	MW-10136	6/29/2015	Still in use	Monitoring Well/Gauging	846.82	846.89	19.75	8	2	20.00	826.8	5.06	20.06	5.0	20.0	841.8	826.8	15.00
MW-19	CME 750 HSA	MW-10136	6/29/2015	Still in use	Monitoring Well/Gauging	851.23	853.94	12.13	8	2	9.50	841.7	7.20	12.20	4.5	9.5	846.7	841.7	5.00
MW-20	CME 750 HSA	MW-10136	6/30/2015	Still in use	Monitoring Well/Gauging	853.07	852.89	19.45	8	2	19.00	834.1	3.81	18.81	4.0	19.0	849.1	834.1	15.00
MW-21	CME 750 HSA	MW-10136	6/30/2015	Still in use	Monitoring Well/Gauging	855.68	855.77	20.70	8	2	20.00	835.7	5.09	20.09	5.0	20.0	850.7	835.7	15.00
MW-22	CME 750 HSA	MW-10136	7/1/2015	Still in use	Monitoring Well/Gauging	854.62	854.60	10.30	8	2	11.00	843.6	5.98	10.98	6.0	11.0	848.6	843.6	5.00
MW-23	CME 750 HSA	MW-10136	7/1/2015	Still in use	Monitoring Well/Gauging	846.66	849.57	23.50	8	2	20.00	826.7	7.91	22.91	5.0	20.0	841.7	826.7	15.00
MW-23B	CME 550 HSA	MW-10136	7/22/2015	Still in use	Monitoring Well/Gauging	846.81	849.69	53.48	10	6	50.50	796.3	30.88	53.38	28.0	50.5	818.8	796.3	22.50
MW-24	CME 550 HSA	MW-10136	7/15/2015	Still in use	Monitoring Well/Gauging	815.72	817.92	15.30	8	2	13.00	802.7	10.20	15.20	8.0	13.0	807.7	802.7	5.00
MW-24B	CME 550 HSA	MW-10136	7/20/2015	Still in use	Monitoring Well/Gauging	815.83	818.72	45.10	10	6	39.50	776.3	22.39	42.39	19.5	39.5	796.3	776.3	20.00
MW-25	Geoprobe 3230 DT HSA	MW-10463	1/5/2016	Still in use	Monitoring Well/Gauging	823.46	826.18	18.07	8	2	15.00	808.5	8.04	18.04	5.0	15.0	818.5	808.5	10.00
MW-25B	Geoprobe 3230 DT HSA	MW-10464	1/5/2016	Still in use	Monitoring Well/Gauging	822.59	823.81	59.00	10	6	58.00	764.6	49.22	59.22	48.0	58.0	774.6	764.6	10.00
MW-26	Geoprobe 3230 DT HSA	MW-10465	1/4/2016	Still in use	Monitoring Well/Gauging	844.76	847.56	17.15	8	2	15.25	829.5	7.27	17.27	5.0	15.0	839.8	829.8	10.00
MW-26B	Geoprobe 3230 DT HSA	MW-10466	1/4/2016	Still in use	Monitoring Well/Gauging	844.81	847.81	43.84	10	6	38.00	806.8	29.00	41.00	26.0	38.0	818.8	806.8	12.00
MW-27	Geoprobe 3230 DT HSA	MW-10467	1/5/2016	Still in use	Monitoring Well/Gauging	854.22	854.11	29.51	8	2	30.25	824.0	15.11	30.11	15.0	30.0	839.2	824.2	15.00
MW-27B	CME 550 HSA / Schramm	MW-10578	4/26/2016	Still in use	Monitoring Well/Gauging	854.27	857.14	41.45	10	6	46.00	808.3	31.45	41.45	36.0	46.0	818.3	808.3	10.00
MW-28	Geoprobe 3230 DT HSA	MW-10468	1/5/2016	Still in use	Monitoring Well/Gauging	841.49	844.31	25.93	8	2	25.25	816.2	13.50	23.50	15.0	25.0	826.5	816.5	10.00
MW-29	Geoprobe 3230 DT HSA	MW-10469	1/4/2016	Still in use	Monitoring Well/Gauging	852.07	852.20	15.10	8	2	15.25	836.8	5.00	15.00	5.0	15.0	847.1	837.1	10.00
MW-30	Geoprobe 3230 DT HSA	MW-10470	1/6/2016	Still in use	Monitoring Well/Gauging	841.21	841.28	14.69	8	2	15.25	826.0	5.00	15.00	5.0	15.0	836.2	826.2	10.00
MW-31	CME 550 HSA	MW-10578	4/19/2016	Still in use	Monitoring Well/Gauging	842.26	845.04	28.20	8	2	25.00	817.3	13.20	28.20	10.0	25.0	832.3	817.3	15.00

Table 5. Well Construction Information
Products (SE) Pipe Line Corporation
Lewis Drive Remediation Site, Belton, South Carolina
Site ID #18693 "Kinder Morgan Belton Pipeline Release"

Location ID	Installation Method	Permit #	Date Installed	Date Abandoned	Purpose	Ground Surface Elevation (ft amsl)	TOC Elevation (ft amsl)	Measured Depth to Bottom (ft BTOC)	Bore Hole Diameter (in)	Well Dia (in)	Well Depth (ft bgs)	Bottom of Well (ft amsl)	Top of Screen or Open Borehole Interval (ft BTOC)	Bottom of Screen or Open Borehole Interval (ft BTOC)	Top of Screen or Open Borehole Interval (ft bgs)	Bottom of Screen or Open Borehole Interval (ft bgs)	Top of Screen or Open Borehole Interval (ft amsl)	Bottom of Screen or Open Borehole Interval (ft amsl)	Length of Screen or Open Borehole Interval (ft)
MW-31B	CME 550 HSA/ Schramm	MW-10578	4/22/2016	Still in use	Monitoring Well/Gauging	842.01	844.94	79.25	10	6	76.00	766.0	68.25	79.25	65.0	76.0	777.0	766.0	11.00
MW-32	CME 550 HSA	MW-10578	4/19/2016	Still in use	Monitoring Well/Gauging	839.81	842.93	29.09	8	2	26.00	813.8	13.09	28.09	10.0	25.0	829.8	814.8	15.00
MW-33	CME 550 HSA	MW-10578	4/15/2016	Still in use	Monitoring Well/Gauging	846.20	849.20	28.30	8	2	27.00	819.2	11.30	26.30	10.0	25.0	836.2	821.2	15.00
MW-33T	CME 550 HSA/ Air Rotary	MW-10578	4/14/2016	Still in use	Monitoring Well/Gauging	846.15	849.11	100.35	8	2	96.50	749.7	87.85	97.85	84.0	94.0	762.2	752.2	10.00
MW-34	Hand Auger	MW-10994	3/16/2017	Still in use	Monitoring Well/Gauging	813.99	816.35	7.86	4	2	5.00	809.0	5.36	7.86	2.5	5.0	811.5	809.0	2.50
MW-35	CME 550 HSA	MW-10578	4/20/2016	Still in use	Monitoring Well/Gauging	826.22	829.40	28.42	8	2	26.00	800.2	12.42	27.42	10.0	25.0	816.2	801.2	15.00
MW-36	CME 550 HSA	MW-10578	4/22/2016	Still in use	Monitoring Well/Gauging	858.66	858.47	23.65	8	2	24.50	834.2	8.65	23.65	9.5	24.5	849.2	834.2	15.00
MW-36B	CME 550 HSA/ Schramm	MW-10578	4/28/2016	Still in use	Monitoring Well/Gauging	858.49	858.15	47.54	10	6	54.90	803.6	36.64	46.64	44.0	54.0	814.5	804.5	10.00
MW-37	Geoprobe 8040 HSA	MW-10759	8/9/2016	Still in use	Monitoring Well/Gauging	810.93	813.92	18.11	6.25	2	16.00	794.9	7.11	17.11	5.0	15.0	805.9	795.9	10.00
MW-38	Geoprobe 8040 HSA	MW-10759	8/9/2016	Still in use	Monitoring Well/Gauging	810.49	813.28	11.61	6.25	2	9.10	801.4	6.41	11.41	3.9	8.9	806.6	801.6	5.00
MW-38B	Mobile Drill B57	MW-12274	4/14/2020	Still in use	Monitoring Well/Gauging	813.23	815.87	36.05	10.25	4	31.00	782.2	26.05	36.05	21.0	31.0	792.2	782.2	10.00
MW-39	Geoprobe 8040 HSA	MW-10759	11/29/2016	Still in use	Monitoring Well/Gauging	816.92	819.90	13.01	6.25	2	11.00	805.9	7.01	12.01	5.0	10.0	811.9	806.9	5.00
MW-40	Geoprobe 8040 HSA	MW-10759	11/30/2016	Still in use	Monitoring Well/Gauging	814.75	817.79	13.18	6.25	2	11.00	803.8	7.18	12.18	5.0	10.0	809.8	804.8	5.00
MW-41	Geoprobe 8040 HSA	MW-10759	11/28/2016	Still in use	Monitoring Well/Gauging	816.67	819.68	13.20	6.25	2	11.00	805.7	7.20	12.20	5.0	10.0	811.7	806.7	5.00
MW-42	Geoprobe 8040 HSA	MW-10759	11/28/2016	Still in use	Monitoring Well/Gauging	817.31	820.33	13.40	6.25	2	11.00	806.3	7.40	12.40	5.0	10.0	812.3	807.3	5.00
MW-43	Mobile Drill B57	MW-10964	10/20/2017	Still in use	Monitoring Well/Gauging	815.92	818.12	10.30	8.5	2	7.50	808.42	5.30	10.30	2.5	7.5	813.42	808.42	5.00
MW-43B	Mobile Drill B57	MW-10964	10/20/2017	Still in use	Monitoring Well/Gauging	816.08	818.80	54.40	13.75	4	51.00	765.08	34.40	54.40	31.0	51.0	785.08	765.08	20.00
MW-44	Hollow Stem Auger	MW-10964	1/23/2017	Still in use	Monitoring Well/Gauging	853.82	853.67	9.82	6.25	2	10.00	843.8	4.82	9.82	5.0	10.0	848.8	843.8	5.00
MW-44B	Hollow Stem Auger/ Wire Line/ Air Rotary	MW-10964	1/23/2017	Still in use	Monitoring Well/Gauging	853.66	853.38	34.50	10.25	4	37.10	816.6	13.50	34.50	16.1	37.1	837.6	816.6	21.00
MW-45	Hollow Stem Auger	MW-10964	1/26/2017	Still in use	Monitoring Well/Gauging	852.39	852.47	14.42	6.25	2	14.00	838.4	4.42	14.42	4.0	14.0	848.4	838.4	10.00
MW-45B	Hollow Stem Auger/ Wire Line/ Air Rotary	MW-10964	1/25/2017	Still in use	Monitoring Well/Gauging	852.69	852.85	40.30	10.25	4	40.30	812.4	19.00	40.30	19.0	40.3	833.7	812.4	21.30
MW-46	Geoprobe 8040 DT	MW-11117	9/13/2017	Still in use	Monitoring Well/Gauging	842.43	845.47	17.05	8.5	2	14.00	828.4	12.05	17.05	9.0	14.0	833.4	828.4	5.00
MW-47	Geoprobe 8040 DT	MW-11117	9/14/2017	Still in use	Monitoring Well/Gauging	839.89	842.98	22.79	8.5	2	20.00	819.9	12.79	22.79	10.0	20.0	829.9	819.9	10.00
MW-48B	Mobile Drill B57	MW-11117	10/18/2017	Still in use	Monitoring Well/Gauging	829.53	832.34	94.50	13.75	4	91.00	738.5	74.50	94.50	71.0	91.0	758.5	738.5	20.00
MW-49	Geoprobe 8040 DT	MW-11117	9/14/2017	Still in use	Monitoring Well/Gauging	843.65	846.78	23.30	8.5	2	21.00	822.7	8.30	23.30	6.0	21.0	837.7	822.7	15.00
MW-50B	Mobile Drill B57	MW-11247	10/17/2017	Still in use	Monitoring Well/Gauging	847.11	850.34	109.60	13.75	4	106.00	741.1	89.60	109.60	96.0	106.0	751.1	741.1	20.00
MW-51	CME 750 HSA	MW-11508	9/5/2018	Still in use	Monitoring Well/Gauging	828.77	831.92	25.34	6.25	2	22.50	806.3	10.34	25.34	7.3	22.3	821.5	806.5	15.00
MW-52	CME 750 HSA	MW-11508	9/4/2018	Still in use	Monitoring Well/Gauging	826.72	830.09	33.43	6.25	2	28.50	798.2	18.43	33.43	13.0	28.0	813.7	798.7	15.00
MW-53	CME 750 HSA	MW-11508	8/28/2018	Still in use	Monitoring Well/Gauging	837.24	837.37	21.32	8.0	2	21.80	815.4	6.32	21.32	6.0	21.0	831.2	816.2	15.00
MW-54	CME 750 HSA	MW-11508	8/30/2018	Still in use	Monitoring Well/Gauging	840.83	840.79	25.58	8.0	2	25.20	815.6	10.58	25.58	9.8	24.8	831.0	816.0	15.00
MW-55	Geoprobe 8040 DT	MW-11667	3/13/2019	Still in use	Monitoring Well/Gauging	859.84	859.71	25.50	6.0	2	25.50	834.3	10.50	25.50	10.0	25.0	849.8	834.8	15.00
MW-56	Geoprobe 8040 DT	MW-11841	3/12/2019	Still in use	Monitoring Well/Gauging	840.71	843.94	14.30	6.0	2	14.80	825.9	4.30	14.30	4.3	14.3	836.4	826.4	10.00
MW-57	Geoprobe 8040 DT	MW-11841	3/12/2019	Still in use	Monitoring Well/Gauging	842.50	845.63	13.88	6.0	2	14.38	828.1	3.88	13.88	3.9	13.9	838.6	828.6	10.00
MW-58	CME 750 HSA	MW-12274	5/4/2021	Still in use	Monitoring Well/Gauging	838.84	838.78	9.56	8.25	2	10.00	828.8	2.56	9.56	3.0	10.0	835.8	828.8	7.00
MW-59	CME 750 HSA	MW-12274	5/5/2021	Still in use	Monitoring Well/Gauging	837.69	837.46	9.85	8.25	2	10.00	827.7	2.85	9.85	3.0	10.0	834.7	827.7	7.00
MW-60	Mobile Drill B57	MW-12274	4/7/2020	Still in use	Monitoring Well/Gauging	841.95	844.88	16.95	10.5	2	13.00	829.0	6.95	16.95	3.0	13.0	839.0	829.0	10.00
MW-61B	CME 750 HSA	MW-12274	6/23/2021	Still in use	Monitoring Well/Gauging	837.18	836.98	59.92	8.25	2	60.25	776.9	39.92	59.92	38.0	58.0	799.2	779.2	20.00
MW-62	CME 750 HSA	MW-12377	5/5/2021	Still in use	Monitoring Well/Gauging	839.37	839.27	9.89	8.25	2	10.00	829.4	2.89	9.89	3.0	10.0	836.4	829.4	7.00
MW-63	CME 750 HSA	MW-12377	5/4/2021	Still in use	Monitoring Well/Gauging	841.96	841.72	11.74	8.25	2	12.50	829.5	4.74	11.74	5.5	12.5	836.5	829.5	7.00
Recovery Wells																			
RW-01	HSA	MW-09978	1/28/2015	Still in use	Gauging/LNAPL Recovery	849.49	851.92	20.80	6.25	4	17	832.5	4.44	19.44	2.0	17.0	847.5	832.5	15.00
RW-02	HSA	MW-09978	1/29/2015	Still in use	Gauging/LNAPL Recovery	850.22	852.69	25.72	6.25	4	23	827.2	15.47	25.47	13.0	23.0	837.2	827.2	10.00
RW-03	HSA	MW-09978	1/29/2015	Still in use	Gauging/LNAPL Recovery	850.03	852.34	33.39	6.25	4	31.2	818.8	18.51	33.51	16.2	31.2	833.8	818.8	15.00
RW-04	HSA	MW-09978	1/29/2015	Still in use	Gauging/LNAPL Recovery	852.15	853.93	35.04	6.25	4	33	819.2	14.78	34.78	13.0	33.0	839.2	819.2	20.00
RW-05	HSA	MW-09978	1/30/2015	Still in use	Gauging/LNAPL Recovery	850.99	853.53	38.25	6.25	4	34.5	816.5	22.04	37.04	19.5	34.5	831.5	816.5	15.00
RW-06	HSA	MW-09978	1/30/2015	Still in use	Gauging/LNAPL Recovery	844.21	846.21	38.50	6.25	4	38.5	805.7	20.49	40.49	18.5	38.5	825.7	805.7	20.00

Table 5. Well Construction Information
Products (SE) Pipe Line Corporation
Lewis Drive Remediation Site, Belton, South Carolina
Site ID #18693 "Kinder Morgan Belton Pipeline Release"

Location ID	Installation Method	Permit #	Date Installed	Date Abandoned	Purpose	Ground Surface Elevation (ft amsl)	TOC Elevation (ft amsl)	Measured Depth to Bottom (ft BTOC)	Bore Hole Diameter (in)	Well Dia (in)	Well Depth (ft bgs)	Bottom of Well (ft amsl)	Top of Screen or Open Borehole Interval (ft BTOC)	Bottom of Screen or Open Borehole Interval (ft BTOC)	Top of Screen or Open Borehole Interval (ft bgs)	Bottom of Screen or Open Borehole Interval (ft bgs)	Top of Screen or Open Borehole Interval (ft amsl)	Bottom of Screen or Open Borehole Interval (ft amsl)	Length of Screen or Open Borehole Interval (ft)
RW-07	HSA	MW-09978	2/2/2015	Still in use	Gauging/LNAPL Recovery	841.01	843.19	38.00	6.25	4	38	803.0	15.18	40.18	13.0	38.0	828.0	803.0	25.00
RW-08	HSA	MW-09978	2/2/2015	Still in use	Gauging/LNAPL Recovery	833.46	835.48	33.50	6.25	4	33.5	800.0	10.52	35.52	8.5	33.5	825.0	800.0	25.00
RW-09	HSA	MW-09978	2/3/2015	Still in use	Gauging/LNAPL Recovery	831.13	835.12	42.13	6.25	4	41.5	789.6	15.49	45.49	11.5	41.5	819.6	789.6	30.00
RW-10	HSA	MW-10006	2/4/2015	Still in use	Gauging/LNAPL Recovery	846.76	848.53	66.51	6.25	4	68.5	778.3	5.27	70.27	3.5	68.5	843.3	778.3	65.00
RW-11	HSA	MW-10006	2/4/2015	Still in use	Gauging/LNAPL Recovery	851.20	854.09	21.40	6.25	4	19.5	831.7	7.39	22.39	4.5	19.5	846.7	831.7	15.00
RW-12	HSA	MW-10006	2/5/2015	Still in use	Gauging/LNAPL Recovery	851.64	854.49	16.90	6.25	4	14	837.6	6.90	16.90	4.0	14.0	847.6	837.6	10.00
RW-13	HSA	MW-10006	2/5/2015	8/31/2018	Gauging/LNAPL Recovery	847.57	847.97	45.53	6.25	4	50	797.6	0.53	45.53	5.0	50.0	842.6	797.6	45.00
RW-14	HSA	MW-10006	2/6/2015	Still in use	Gauging/LNAPL Recovery	826.25	827.54	55.00	6.25	4	55	771.2	5.00	55.00	5.0	55.0	821.2	771.2	50.00
RW-15	HSA	MW-10006	2/10/2015	Still in use	Gauging/LNAPL Recovery	849.48	851.64	36.50	6.25	4	36.5	813.0	1.50	36.50	1.5	36.5	848.0	813.0	35.00
Recovery Sumps																			
RS-01	Trackhoe	MW-09978	12/29/2014	Still in use	Gauging/LNAPL Recovery	847.95	849.13	23.60	NA	4	22.42	825.5	3.18	23.60	2.0	22.4	845.9	825.5	20.42
RS-02	Trackhoe	MW-09978	12/29/2014	Still in use	Gauging/LNAPL Recovery	848.54	849.52	20.00	NA	4	19.02	829.5	2.98	20.00	2.0	19.0	846.5	829.5	17.02
RS-03	Trackhoe	MW-09978	12/30/2014	10/19/2015	Gauging/LNAPL Recovery	850.06	852.37	13.19	NA	4	10.89	839.2	4.30	13.19	2.0	10.9	848.1	839.2	8.89
RS-04	Trackhoe	MW-09978	12/30/2014	Still in use	Gauging/LNAPL Recovery	850.36	851.47	10.75	NA	4	9.64	840.7	3.11	10.75	2.0	9.6	848.4	840.7	7.64
RS-05	Trackhoe	MW-09978	12/31/2014	Still in use	Gauging/LNAPL Recovery	847.14	848.31	25.20	NA	4	24.03	823.1	3.17	25.20	2.0	24.0	845.1	823.1	22.03
RS-06	Trackhoe	MW-09978	12/31/2014	Still in use	Gauging/LNAPL Recovery	848.25	849.47	25.18	NA	4	23.96	824.3	3.22	25.18	2.0	24.0	846.2	824.3	21.96
RS-07	Trackhoe	MW-09978	12/31/2014	Still in use	Gauging/LNAPL Recovery	854.06	855.08	16.65	NA	4	15.63	838.4	3.02	16.65	2.0	15.6	852.1	838.4	13.63
RS-08	Trackhoe	MW-09978	12/31/2014	Still in use	Gauging/LNAPL Recovery	852.65	854.24	20.22	NA	4	18.63	834.0	3.59	20.22	2.0	18.6	850.7	834.0	16.63
RS-09	Trackhoe	MW-09978	1/7/2015	Still in use	Gauging/LNAPL Recovery	846.75	847.60	18.85	NA	4	18.00	828.8	2.85	18.85	2.0	18.0	844.8	828.8	16.00
RS-10	Trackhoe	MW-09978	1/7/2015	Still in use	Gauging/LNAPL Recovery	846.28	847.42	20.06	NA	4	18.92	827.4	3.14	20.06	2.0	18.9	844.3	827.4	16.92
RS-11	Trackhoe	MW-09978	1/7/2015	Still in use	Gauging/LNAPL Recovery	846.35	847.44	22.06	NA	4	20.97	825.4	3.09	22.06	2.0	21.0	844.3	825.4	18.97
RS-12	Trackhoe	MW-09978	1/7/2015	Still in use	Gauging/LNAPL Recovery	846.58	847.74	21.29	NA	4	20.13	826.5	3.16	21.29	2.0	20.1	844.6	826.5	18.13
RS-13	Trackhoe	MW-09978	1/8/2015	Still in use	Gauging/LNAPL Recovery	845.39	845.98	19.92	NA	4	19.33	826.1	1.96	19.92	1.4	19.3	844.0	826.1	17.96
RS-14	Trackhoe	MW-09978	1/8/2015	Still in use	Gauging/LNAPL Recovery	844.66	845.97	19.93	NA	4	18.62	826.0	3.31	19.93	2.0	18.6	842.7	826.0	16.62
RS-15	Trackhoe	MW-09978	1/8/2015	Still in use	Gauging/LNAPL Recovery	845.36	846.41	19.93	NA	4	18.88	826.5	3.05	19.93	2.0	18.9	843.4	826.5	16.88
RS-16	Trackhoe	MW-09978	1/8/2015	Still in use	Gauging/LNAPL Recovery	844.56	845.44	19.98	NA	4	19.10	825.5	2.88	19.98	2.0	19.1	842.6	825.5	17.10
RS-17	Trackhoe	MW-09978	1/8/2015	Still in use	Gauging/LNAPL Recovery	843.29	844.22	19.91	NA	4	18.98	824.3	2.93	19.91	2.0	19.0	841.3	824.3	16.98
RS-18	Trackhoe	MW-09978	1/8/2015	Still in use	Gauging/LNAPL Recovery	846.82	847.89	19.98	NA	4	18.91	827.9	3.07	19.98	2.0	18.9	844.8	827.9	16.91
RS-19	Trackhoe	MW-09978	1/21/2015	9/13/2017	Gauging/LNAPL Recovery	849.27	850.40	15.10	NA	4	13.97	835.3	3.13	15.10	2.0	14.0	847.3	835.3	11.97
RS-20	Trackhoe	MW-09978	3/19/2015	Still in use	Gauging/LNAPL Recovery	841.73	842.69	11.84	NA	4	9.91	831.8	3.93	11.84	2.0	9.9	839.7	831.8	7.91
Recovery Trench Sumps																			
RT-1A	Trackhoe	MW-09978	1/6/2015	Still in use	Gauging/LNAPL Recovery	852.86	854.06	20.89	NA	4	20.00	832.9	3.20	21.20	2.0	20.0	850.9	832.9	18.00
RT-1B	Trackhoe	MW-09978	1/6/2015	Still in use	Gauging/LNAPL Recovery	853.29	854.15	21.10	NA	4	20.00	833.3	2.86	20.86	2.0	20.0	851.3	833.3	18.00
RT-1C	Trackhoe	MW-09978	1/6/2015	Still in use	Gauging/LNAPL Recovery	853.55	854.55	21.27	NA	4	20.00	833.5	3.00	21.00	2.0	20.0	851.5	833.5	18.00
RT-2A	Trackhoe	MW-09978	1/22/2015	9/25/2020	Gauging/LNAPL Recovery	815.66	817.48	10.81	NA	4	10	805.7	3.82	11.82	2.0	10.0	813.7	805.7	8
RT-2B	Trackhoe	MW-09978	1/22/2015	9/25/2020	Gauging/LNAPL Recovery	816.72	817.61	10.82	NA	4	10	806.7	2.89	10.89	2.0	10.0	814.7	806.7	8
RT-2C	Trackhoe	MW-09978	1/22/2015	9/25/2020	Gauging/LNAPL Recovery	816.86	818.06	10.23	NA	4	10	806.9	3.20	11.20	2.0	10.0	814.9	806.9	8
RT-2D	Trackhoe	MW-09978	1/22/2015	9/25/2020	Gauging/LNAPL Recovery	817.11	818.12	10.21	NA	4	10	807.1	3.01	11.01	2.0	10.0	815.1	807.1	8
RT-2E	Trackhoe	MW-09978	1/22/2015	9/25/2020	Gauging/LNAPL Recovery	817.32	818.25	10.24	NA	4	10	807.3	2.93	10.93	2.0	10.0	815.3	807.3	8
RT-2F	Trackhoe	MW-09978	1/22/2015	9/25/2020	Gauging/LNAPL Recovery	817.74	818.57	10.23	NA	4	10	807.7	2.83	10.83	2.0	10.0	815.7	807.7	8
RT-2G	Trackhoe	MW-09978	1/22/2015	9/25/2020	Gauging/LNAPL Recovery	819.27	820.07	10.24	NA	4	10	809.3	2.80	10.80	2.0	10.0	817.3	809.3	8
RT-2H	Trackhoe	MW-09978	1/22/2015	9/13/2017	Gauging/LNAPL Recovery	819.91	822.17	8.35	NA	4	10.00	809.9	3.90	12.25	1.7	10.0	818.3	809.9	8
RT-2I	Trackhoe	MW-09978	1/22/2015	9/25/2020	Gauging/LNAPL Recovery	819.23	819.51	10.20	NA	4	10	809.2	2.28	10.28	2.0	10.0	817.2	809.2	8
RT-2J	Trackhoe	MW-09978	1/22/2015	9/25/2020	Gauging/LNAPL Recovery	817.47	817.63	10.22	NA	4	10	807.5	2.16	10.16	2.0	10.0	815.5	807.5	8
RT-2K	Trackhoe	MW-09978	3/20/2015	9/25/2020	Gauging/LNAPL Recovery	816.11	817.40	4.14	NA	4	2.5	813.6	2.64	4.14	1.0	2.5	815.1	813.6	2
RT-2L	Trackhoe	MW-09978	3/20/2015	9/25/2020	Gauging/LNAPL Recovery	817.95	819.54	6.60	NA	4	3.71	814.2	3.89	6.60	1.0	3.7	816.9	814.2	3
Piezometers																			
TW-01	DPT	MW-09921	12/11/2014	12/22/2014	Gauging	853.87	853.87	6.85	2.2	1	7.2	846.7	1.85	6.85	2.2	7.2	851.7	846.7	5

Table 5. Well Construction Information
Products (SE) Pipe Line Corporation
Lewis Drive Remediation Site, Belton, South Carolina
Site ID #18693 "Kinder Morgan Belton Pipeline Release"

Location ID	Installation Method	Permit #	Date Installed	Date Abandoned	Purpose	Ground Surface Elevation (ft amsl)	TOC Elevation (ft amsl)	Measured Depth to Bottom (ft BTOC)	Bore Hole Diameter (in)	Well Dia (in)	Well Depth (ft bgs)	Bottom of Well (ft amsl)	Top of Screen or Open Borehole Interval (ft BTOC)	Bottom of Screen or Open Borehole Interval (ft BTOC)	Top of Screen or Open Borehole Interval (ft bgs)	Bottom of Screen or Open Borehole Interval (ft bgs)	Top of Screen or Open Borehole Interval (ft amsl)	Bottom of Screen or Open Borehole Interval (ft amsl)	Length of Screen or Open Borehole Interval (ft)
TW-02	DPT	MW-09921	12/11/2014	12/22/2014	Gauging	854.54	854.54	14.09	2.2	1	14	840.5	9.09	14.09	9.0	14.1	845.5	840.4	5
TW-03	DPT	MW-09921	12/12/2014	12/22/2014	Gauging	855.68	855.67	12.00	2.2	1	11.7	844.0	7.00	12.00	6.7	12.0	849.0	843.7	5
TW-04	DPT	MW-09921	12/12/2014	12/22/2014	Gauging	852.77	852.77	5.15	2.2	1	5.5	847.3	2.15	5.15	2.5	5.1	850.3	847.6	3
TW-04R	DPT	MW-10006	2/4/2015	8/30/2018	Gauging	852.68	852.64	5.5	2.2	1.0	5.5	847	2.46	5.46	2.5	5.5	850.2	847.2	3
TW-05	DPT	MW-09921	12/12/2014	12/22/2014	Gauging	849.94	849.94	9.00	2.2	1	9.3	840.6	6.00	9.00	6.3	9.0	843.6	840.9	3
TW-05R	DPT	MW-10006	2/4/2015	8/30/2018	Gauging	849.96	849.93	8.9	2.2	1.0	8.8	841	5.87	8.87	5.8	8.9	844.2	841.1	3
TW-06	DPT	MW-09921	12/12/2014	12/22/2014	Gauging	848.08	848.08	15.00	2.2	1	15	833.1	5.00	15.00	5.0	15.0	843.1	833.1	10
TW-07	DPT	MW-09921	12/12/2014	12/22/2014	Gauging	845.58	845.59	18.83	2.2	1	20	825.6	8.83	18.83	10.0	18.8	835.6	826.8	10
TW-08	DPT	MW-09921	12/12/2014	12/22/2014	Gauging	847.51	847.51	19.98	2.2	1	21	826.5	9.98	19.98	11.0	20.0	836.5	827.5	10
TW-09	DPT	MW-09921	12/12/2014	12/22/2014	Gauging	842.76	842.76	19.75	2.2	1	19	823.8	4.75	19.75	4.0	19.8	838.8	823.0	15
TW-10	DPT	MW-09921	12/12/2014	12/22/2014	Gauging	844.13	844.14	24.10	2.2	1	25	819.1	9.10	24.10	10.0	24.1	834.1	820.0	15
TW-11	DPT	MW-09921	12/19/2014	12/22/2014	Gauging	853.74	853.96	14.97	2.2	1	15	838.7	11.97	14.97	12.0	14.7	841.7	839.0	3
TW-12	DPT	MW-09921	12/19/2014	12/22/2014	Gauging	855.29	855.47	8.15	2.2	1	8	847.3	3.15	8.15	3.0	8.0	852.3	847.3	5
TW-13	DPT	MW-09921	12/19/2014	12/22/2014	Gauging	853.99	854.07	10.00	2.2	1	10	844.0	5.00	10.00	5.0	9.9	849.0	844.1	5
TW-14	DPT	MW-09921	12/19/2014	12/22/2014	Gauging	853.46	853.60	5.95	2.2	1	6.5	847.0	1.95	5.95	2.5	5.8	851.0	847.7	4
TW-14R	DPT	MW-10006	2/4/2015	8/30/2018	Gauging	853.47	853.37	6.2	2.2	1.0	6.5	847	2.2	6.2	2.5	6.3	851.0	847.2	4
TW-15	DPT	MW-09921	12/19/2014	12/22/2014	Gauging	850.67	850.78	5.64	2.2	1	5	845.7	1.64	5.64	1.0	5.5	849.7	845.1	4
TW-15R	DPT	MW-10006	2/4/2015	8/30/2018	Gauging	850.6988	850.6175	4.85	2.2	1	5	845.7	0.85	4.85	1.0	4.9	849.7	845.8	4
TW-16	DPT	MW-09921	12/19/2014	12/22/2014	Gauging	847.03	847.17	22.50	2.2	1	23	824.0	12.50	22.50	13.0	22.4	834.0	824.7	10
TW-17	DPT	MW-09921	12/19/2014	12/22/2014	Gauging	845.12	845.31	20.98	2.2	1	25	820.1	10.98	20.98	15.0	20.8	830.1	824.3	10
TW-18	DPT	MW-09921	12/19/2014	12/22/2014	Gauging	839.22	839.42	20.21	2.2	1	20.5	818.7	10.21	20.21	10.5	20.0	828.7	819.2	10
TW-19	DPT	MW-09921	12/19/2014	12/22/2014	Gauging	844.48	844.64	21.15	2.2	1	21	823.5	11.15	21.15	11.0	21.0	833.5	823.5	10
TW-20	DPT	MW-09921	12/19/2014	12/22/2014	Gauging	852.45	852.55	22.30	2.2	1	22.7	829.7	12.30	22.30	12.7	22.2	839.7	830.2	10
TW-21	DPT	MW-09978	1/22/2015	8/30/2018	Gauging	849.72	849.70	9.5	2.2	1.0	14.0	836	-0.46	9.54	4.0	9.6	845.7	840.2	10
TW-22	DPT	MW-09978	1/22/2015	10/19/2015	Gauging	850.85	851.79	10.92	2.2	1	10	840.8	5.92	10.92	5.0	10.0	845.8	840.9	5
TW-23	DPT	MW-09978	1/22/2015	10/19/2015	Gauging	851.40	852.91	14.72	2.2	1	14	837.4	4.72	14.72	4.0	13.2	847.4	838.2	10
TW-24	DPT	MW-09978	1/22/2015	10/19/2015	Gauging	852.44	854.13	17.41	2.2	1	16	836.4	12.41	17.41	11.0	15.7	841.4	836.7	5
TW-25	DPT	MW-09978	1/22/2015	10/19/2015	Gauging	849.83	851.92	10.25	2.2	1	8	841.8	5.25	10.25	3.0	8.2	846.8	841.7	5
TW-26	DPT	MW-09978	1/22/2015	1/28/2015	Gauging	849.55	850.30	12.57	2.2	1	11.00	838.6	7.57	12.57	6.0	11.8	843.6	837.7	5
TW-27	DPT	MW-09978	1/22/2015	1/29/2015	Gauging	850.09	851.93	31.30	2.2	1	31.00	819.1	11.30	31.30	11.0	29.5	839.1	820.6	20
TW-28	DPT	MW-09978	42027.00	1/16/2023	Gauging	851.6	851	31.84	2.2	1	30.00	821.6	11.84	31.84	10.0	32.0	841.6	819.6	20
TW-29	DPT	MW-09978	1/23/2015	1/29/2015	Gauging	850.22	851.85	24.68	2.2	1	23.00	827.2	9.68	24.68	8.0	23.1	842.2	827.2	15
TW-30	DPT	MW-09978	1/23/2015	8/30/2018	Gauging	851.86	851.81	23.2	2.2	1.0	24.0	828	8.15	23.15	9	23.2007	842.9	828.7	15
TW-31	DPT	MW-09978	1/23/2015	10/19/2015	Gauging	854.28	856.07	20.04	2.2	1	16	838.3	10.04	20.04	6.0	18.3	848.3	836.0	10
TW-32	DPT	MW-09978	1/23/2015	10/19/2015	Gauging	854.54	856.19	30.05	2.2	1	26.5	828.0	10.05	30.05	6.5	28.4	848.0	826.1	20
TW-33	DPT	MW-09978	1/24/2015	10/19/2015	Gauging	852.90	854.48	23.03	2.2	1	21	831.9	8.03	23.03	6.0	21.5	846.9	831.4	15
TW-34	DPT	MW-09978	1/24/2015	8/30/2018	Gauging	854.92	854.79	25.0	2.2	1.0	23.0	832	10.04	25.04	8	25.1743	846.9	829.7	15
TW-35	DPT	MW-09978	1/24/2015	8/30/2018	Gauging	854.22	854.10	25.1	2.2	1.0	23.0	831	10.12	25.12	8	25.2379	846.2	829.0	15
TW-36	DPT	MW-09978	1/24/2015	10/19/2015	Gauging	853.09	854.60	28.02	2.2	1	26	827.1	8.02	28.02	6.0	26.5	847.1	826.6	20
TW-37	DPT	MW-09978	1/24/2015	1/30/2015	Gauging	851.90	853.42	33.08	2.2	1	32.50	819.4	8.08	33.08	7.5	31.6	844.4	820.3	25
TW-38	DPT	MW-09978	1/24/2015	10/19/2015	Gauging	854.12	855.65	17.81	2.2	1	16	838.1	-7.19	17.81	-9.0	16.3	863.1	837.8	25
TW-39	DPT	MW-09978	1/24/2015	1/30/2015	Gauging	851.11	852.82	37.91	2.2	1	37.00	814.1	12.91	37.91	12.0	36.2	839.1	814.9	25
TW-40	DPT	MW-09978	1/24/2015	8/30/2018	Gauging	853.45	853.35	34.1	2.2	1.0	33.0	820	9.05	34.05	8	34.1517	845.5	819.3	25
TW-41	DPT	MW-09978	42029.00	1/16/2023	Gauging	849.4	849	32.15	2.2	1	34.00	815.4	7.15	32.15	9.0	32.1	840.4	817.2	25
TW-42	DPT	MW-09978	42029.00	1/16/2023	Gauging	847.02	846.84	27.5	2.2	1	29.50	817.5	2.5	27.5	4.5	27.7	842.5	819.3	25
TW-43	DPT	MW-09978	1/25/2015	10/19/2015	Gauging	845.62	847.83	46.84	2.2	1	40	805.6	21.84	46.84	15.0	44.6	830.6	801.0	25
TW-44	DPT	MW-09978	1/25/2015	10/20/2015	Gauging	847.64	850.52	21.60	2.2	1	18	829.6	-3.40	21.60	-7.0	18.7	854.6	828.9	25
TW-45	DPT	MW-09978	1/25/2015	1/16/2023	Gauging	848.26	848.31	36.9	2.2	1	37.5	810.8	11.9	36.9	12.5	36.8	835.8	811.4	25

Table 5. Well Construction Information
Products (SE) Pipe Line Corporation
Lewis Drive Remediation Site, Belton, South Carolina
Site ID #18693 "Kinder Morgan Belton Pipeline Release"

Location ID	Installation Method	Permit #	Date Installed	Date Abandoned	Purpose	Ground Surface Elevation (ft amsl)	TOC Elevation (ft amsl)	Measured Depth to Bottom (ft BTOC)	Bore Hole Diameter (in)	Well Dia (in)	Well Depth (ft bgs)	Bottom of Well (ft amsl)	Top of Screen or Open Borehole Interval (ft BTOC)	Bottom of Screen or Open Borehole Interval (ft BTOC)	Top of Screen or Open Borehole Interval (ft bgs)	Bottom of Screen or Open Borehole Interval (ft bgs)	Top of Screen or Open Borehole Interval (ft amsl)	Bottom of Screen or Open Borehole Interval (ft amsl)	Length of Screen or Open Borehole Interval (ft)
TW-46	DPT	MW-09978	1/26/2015	9/13/2017	Gauging	846.89	846.88	33.44	2.2	1	32	814.9	8.44	33.44	7.0	33.4	839.9	813.4	25
TW-47	DPT	MW-09978	1/26/2015	10/19/2015	Gauging	854.07	856.26	29.81	2.2	1	27	827.1	4.81	29.81	2.0	27.6	852.1	826.4	25
TW-48	DPT	MW-09978	1/26/2015	1/30/2015	Gauging	844.18	846.23	39.22	2.2	1	39.00	805.2	14.22	39.22	14.0	37.2	830.2	807.0	25
TW-49	DPT	MW-09978	1/27/2015	2/2/2015	Gauging	833.32	835.57	25.50	2.2	1	27.00	806.3	5.50	25.50	7.0	23.3	826.3	810.1	20
TW-50	DPT	MW-09978	1/27/2015	10/20/2015	Gauging	833.42	835.30	24.31	2.2	1	23	810.4	4.31	24.31	3.0	22.4	830.4	811.0	20
TW-51	DPT	MW-09978	1/27/2015	10/20/2015	Gauging	843.44	844.86	34.59	2.2	1	34	809.4	9.59	34.59	9.0	33.2	834.4	810.3	25
TW-52	DPT	MW-09978	1/28/2015	2/6/2015	Gauging	825.89	828.33	23.58	2.2	1	27.00	798.9	3.58	23.58	7.0	21.1	818.9	804.7	20
TW-53	DPT	MW-09978	1/29/2015	2/3/2015	Gauging	NS	NS	45.20	2.7	1	43.00	NS	5.20	45.20	3.0	43.0	NS	NS	40
TW-54	DPT	MW-10006	2/4/2015	10/19/2015	Gauging	844.08	845.05	59.26	2.7	1	59	785.1	9.26	59.26	9.0	58.3	835.1	785.8	50
TW-55	DPT	MW-10006	2/5/2015	10/30/2023	Gauging	846.00	845.93	41.50	2.7	1	43	803.0	11.50	41.50	13.0	41.6	833.0	804.4	30.00
TW-56	DPT	MW-09978	1/29/2015	10/20/2015	Gauging	844.16	846.91	20.23	2.2	1	17	827.2	10.23	20.23	7.0	17.5	837.2	826.7	10
TW-57	DPT	MW-09978	1/29/2015	2/2/2015	Gauging	NS	NS	40.22	2.2	1	39.80	NS	5.22	40.22	4.8	39.8	NS	NS	35
TW-58	DPT	MW-09978	1/30/2015	10/20/2015	Gauging	832.27	834.78	20.00	2.7	1	20	812.3	5.00	20.00	5.0	17.5	827.3	814.8	15
TW-59	DPT	MW-09978	1/30/2015	1/16/2023	Gauging	834.84	834.78	21.2	2.7	1	22	812.8	6.2	21.2	7.0	21.2	827.8	813.6	15
TW-60	DPT	MW-09978	1/30/2015	1/16/2023	Gauging	828.00	828.03	37.2	2.7	1	41.5	786.5	22.2	37.2	26.5	37.2	801.5	790.8	15
TW-61	DPT	MW-09978	2/2/2015	10/20/2015	Gauging	846.08	847.50	10.25	2.2	1	9	837.1	5.25	10.25	4.0	8.8	842.1	837.3	5
TW-62	DPT	MW-09978	2/2/2015	10/19/2015	Gauging	850.87	851.45	40.40	2.2	1	35	815.9	10.40	40.40	5.0	39.8	845.9	811.0	30
TW-63	DPT	MW-09978	2/2/2015	10/20/2015	Gauging	822.86	826.39	41.30	2.7	1	42	780.9	1.30	41.30	2.0	37.8	820.9	785.1	40
TW-64	DPT	MW-09978	2/2/2015	10/30/2023	Gauging	845.89	845.88	52.85	2.2	1	55	790.9	2.85	52.85	5.0	52.9	840.9	793.0	50.00
TW-65	DPT	MW-09978	2/2/2015	8/30/2018	Gauging	845.66	845.62	44.8	2.2	1.0	44.5	801	9.81	44.81	9.5	44.8	836.1593	800.8114	35
TW-66	DPT	MW-09978	2/2/2015	10/30/2023	Gauging	820.18	820.31	23.8	2.7	1.0	24.0	796.18	3.81	23.81	4	23.6801	816.1789	796.4988	20
TW-67	DPT	MW-09978	2/3/2015	10/30/2023	Gauging	852.88	852.71	26.47	2.7	1	27	825.9	6.47	26.47	7.0	26.6	845.9	826.2	20.00
TW-68	DPT	MW-09978	2/3/2015	8/30/2018	Gauging	846.5936	846.4545	29.96	2.2	1	27	819.6	9.96	29.96	7	30.1	839.5936	816.4945	20
TW-69	DPT	MW-09978	2/3/2015	8/30/2018	Gauging	840.38	840.27	51.9	2.2	1.0	50.0	790	11.91	51.91	10	52.0231	830.3829	788.3598	40
TW-70	DPT	MW-09978	2/3/2015	8/30/2018	Gauging	842.0748	841.9539	45.05	2.2	1	43	799.0748	10.05	45.05	8	45.1709	834.0748	796.9039	35
TW-71	DPT	MW-09978	2/3/2015	2/5/2015	Gauging	NS	NS	17.39	2.7	1	14.00	NS	7.39	17.39	4.0	14.0	NS	NS	10
TW-72	DPT	MW-09978	2/3/2015	10/20/2015	Gauging	850.21	851.48	6.51	2.7	1	9.00	841.2	1.51	6.51	4.0	5.2	846.2	845.0	5
TW-73	DPT	MW-09978	2/3/2015	1/16/2023	Gauging	850.60	850.53	16.0	2.7	1.0	16.0	835	6	16	6	16.0709	844.6035	834.5326	10
TW-74	DPT	MW-10006	2/4/2015	10/19/2015	Gauging	853.25	855.25	6.05	2.7	1	5	848.2	3.05	6.05	2.0	4.0	851.2	849.2	3
TW-75	DPT	MW-10006	2/4/2015	10/19/2015	Gauging	853.01	854.73	27.56	2.7	1	26.5	826.5	7.56	27.56	6.5	25.8	846.5	827.2	20
TW-76	DPT	MW-10006	2/4/2015	8/30/2018	Gauging	852.53	852.44	43.6	2.7	1.0	43.0	810	8.62	43.62	8	43.7088	844.527	808.8182	35
TW-77	DPT	MW-10006	2/4/2015	10/20/2015	Gauging	853.55	853.71	6.30	2.2	1	6.5	847.1	2.30	6.30	2.5	6.1	851.1	847.4	4
TW-78	DPT	MW-10006	2/4/2015	10/20/2015	Gauging	854.00	854.17	6.95	2.2	1	7	847.0	2.95	6.95	3.0	6.8	851.0	847.2	4
TW-79	DPT	MW-10006	2/4/2015	10/19/2015	Gauging	852.83	854.19	41.20	2.7	1	40	812.8	37.20	41.20	36.0	39.8	816.8	813.0	4
TW-80	DPT	MW-10006	2/5/2015	10/20/2015	Gauging	849.45	849.65	7.00	2.2	1	7	842.4	3.00	7.00	3.0	6.8	846.4	842.6	4
TW-81	DPT	MW-10006	2/5/2015	8/30/2018	Gauging	849.48	849.43	7.0	2.2	1.0	7.0	842	3.00	7.00	3.0	7.0	846.5	842.4	4
TW-82	DPT	MW-10006	2/5/2015	8/30/2018	Gauging	849.83	849.64	10	2.2	1	10	839.8	6.00	10.00	6.0	10.2	843.8	839.6	4
TW-83	DPT	MW-10006	2/5/2015	8/30/2018	Gauging	850.54	850.44	17	2.2	1	10	840.5	13.00	17.00	6.0	17.1	844.5	833.4	4
TW-83	DPT	MW-10006	2/5/2015	8/30/2018	Gauging	850.54	850.44	17	2.2	1	10	840.5	13.00	17.00	6.0	17.1	844.5	833.4	4
TW-83	DPT	MW-10006	2/5/2015	8/30/2018	Gauging	850.54	850.44	17	2.2	1	10	840.5	13.00	17.00	6.0	17.1	844.5	833.4	4
TW-83	DPT	MW-10006	2/5/2015	8/30/2018	Gauging	850.54	850.44	17	2.2	1	10	840.5	13.00	17.00	6.0	17.1	844.5	833.4	4
TW-87	DPT	MW-10006	2/5/2015	8/30/2018	Gauging	850.54	850.44	17	2.2	1	10	840.5	13.00	17.00	6.0	17.1	844.5	833.4	4
TW-88	DPT	MW-10006	2/5/2015	8/30/2018	Gauging	850.54	850.44	17	2.2	1	10	840.5	13.00	17.00	6.0	17.1	844.5	833.4	4
TW-89	DPT	MW-10006	2/5/2015	8/30/2018	Gauging	850.54	850.44	17	2.2	1	10	840.5	13.00	17.00	6.0	17.1	844.5	833.4	4
TW-90	DPT	MW-10006	2/5/2015	8/30/2018	Gauging	850.54	850.44	17	2.2	1	10	840.5	13.00	17.00	6.0	17.1	844.5	833.4	4
TW-91	DPT	MW-10006	2/6/2015	10/19/2015	Gauging	846.24	847.76	37.00	2.7	1	37	809.2	33.00	37.00	33.0	35.5	813.2	810.8	4
TW-92	DPT	MW-10006	2/10/2015	10/19/2015	Gauging	841.67	842.11	45.00	2.7	1	45	796.7	5.00	45.00	5.0	44.6	836.7	797.1	40
TW-93	DPT	MW-10006	2/10/2015	10/19/2015	Gauging	843.08	843.68	50.00	2.7	1	50	793.1	10.00	50.00	10.0	49.4	833.1	793.7	40

Table 5. Well Construction Information
Products (SE) Pipe Line Corporation
Lewis Drive Remediation Site, Belton, South Carolina
Site ID #18693 "Kinder Morgan Belton Pipeline Release"

Location ID	Installation Method	Permit #	Date Installed	Date Abandoned	Purpose	Ground Surface Elevation (ft amsl)	TOC Elevation (ft amsl)	Measured Depth to Bottom (ft BTOC)	Bore Hole Diameter (in)	Well Dia (in)	Well Depth (ft bgs)	Bottom of Well (ft amsl)	Top of Screen or Open Borehole Interval (ft BTOC)	Bottom of Screen or Open Borehole Interval (ft BTOC)	Top of Screen or Open Borehole Interval (ft bgs)	Bottom of Screen or Open Borehole Interval (ft bgs)	Top of Screen or Open Borehole Interval (ft amsl)	Bottom of Screen or Open Borehole Interval (ft amsl)	Length of Screen or Open Borehole Interval (ft)
TW-94	DPT	MW-10006	2/10/2015	10/30/2023	Gauging	840.75	840.58	40.00	2.7	1	40	800.8	5.00	40.00	5.0	40.2	835.8	800.6	35.00
TW-95	DPT	MW-10006	2/10/2015	10/19/2015	Gauging	840.26	840.44	45.00	2.7	1	45	795.3	15.00	45.00	15.0	44.8	825.3	795.4	30
TW-96	DPT	MW-10006	42046.00	1/16/2023	Gauging	840.5	840	28.76	2.7	1	30	810.5	3.76	28.76	5.0	28.9	835.5	811.6	25
TW-97	DPT	MW-10006	2/11/2015	10/19/2015	Gauging	841.39	844.77	42.00	2.7	1	42	799.4	12.00	42.00	12.0	38.6	829.4	802.8	30
TW-98	DPT	MW-10006	2/11/2015	10/20/2015	Gauging	847.68	847.99	27.00	2.7	1	27	820.7	2.00	27.00	2.0	26.7	845.7	821.0	25
Vertical Air Sparging Wells																			
VAS-01	Mobile B57 HSA	SCHE03020469	7/28/2016	Still in use	Cupboard Creek Protection	853.269	NS	NA	8.50	2.00	32.20	NA	NA	NA	28.70	31.20	NA	NA	2.50
VAS-02	Mobile B57 HSA	SCHE03020469	7/27/2016	Still in use	Cupboard Creek Protection	852.360	NS	NA	8.50	2.00	27.00	NA	NA	NA	23.50	26.00	NA	NA	2.50
VAS-03	Mobile B57 HSA	SCHE03020469	7/27/2016	Still in use	Cupboard Creek Protection	852.132	NS	NA	8.50	2.00	18.30	NA	NA	NA	14.80	17.30	NA	NA	2.50
VAS-04	Geoprobe 8040 HSA	SCHE03020469	8/4/2016	Still in use	Cupboard Creek Protection	852.056	NS	NA	8.50	2.00	16.70	NA	NA	NA	13.20	15.70	NA	NA	2.50
VAS-05	Mobile B57 HSA	SCHE03020469	7/27/2016	Still in use	Cupboard Creek Protection	851.559	NS	NA	8.50	2.00	13.00	NA	NA	NA	9.50	12.00	NA	NA	2.50
VAS-06	Mobile B57 HSA	SCHE03020469	7/26/2016	Still in use	Cupboard Creek Protection	851.612	NS	NA	8.50	2.00	14.40	NA	NA	NA	10.90	13.40	NA	NA	2.50
VAS-07	Mobile B57 HSA	SCHE03020469	7/26/2016	Still in use	Cupboard Creek Protection	851.603	NS	NA	8.50	2.00	19.40	NA	NA	NA	15.90	18.40	NA	NA	2.50
VAS-08	Mobile B57 HSA	SCHE03020469	7/25/2016	Still in use	Cupboard Creek Protection	851.583	NS	NA	8.50	2.00	22.00	NA	NA	NA	18.50	21.00	NA	NA	2.50
VAS-09	Mobile B57 HSA	SCHE03020469	7/25/2016	Still in use	Cupboard Creek Protection	851.607	NS	NA	8.50	2.00	14.00	NA	NA	NA	10.50	13.00	NA	NA	2.50
VAS-10	Mobile B57 HSA	SCHE03020469	7/25/2016	Still in use	Cupboard Creek Protection	851.411	NS	NA	8.50	2.00	16.10	NA	NA	NA	12.60	15.10	NA	NA	2.50
VAS-11	Mobile B57 HSA	SCHE03020469	7/28/2016	Still in use	Cupboard Creek Protection	852.476	NS	NA	8.50	2.00	25.30	NA	NA	NA	21.80	24.30	NA	NA	2.50
VAS-12	Geoprobe 8040 HSA	SCHE03020469	8/5/2016	Still in use	Cupboard Creek Protection	851.535	NS	NA	8.50	2.00	24.20	NA	NA	NA	20.70	23.20	NA	NA	2.50
VAS-13	Geoprobe 8040 HSA	SCHE03020469	8/5/2016	Still in use	Cupboard Creek Protection	851.701	NS	NA	8.50	2.00	19.60	NA	NA	NA	16.10	18.60	NA	NA	2.50
VAS-14	Geoprobe 8040 HSA	SCHE03020469	8/4/2016	Still in use	Cupboard Creek Protection	851.239	NS	NA	8.50	2.00	16.20	NA	NA	NA	12.70	15.20	NA	NA	2.50
VAS-15	Geoprobe 8040 HSA	SCHE03020469	8/4/2016	Still in use	Cupboard Creek Protection	850.732	NS	NA	8.50	2.00	15.50	NA	NA	NA	12.00	14.50	NA	NA	2.50
VAS-16	Geoprobe 8040 HSA	SCHE03020469	8/3/2016	Still in use	Cupboard Creek Protection	850.305	NS	NA	8.50	2.00	17.90	NA	NA	NA	14.40	16.90	NA	NA	2.50
VAS-17	Geoprobe 8040 HSA	SCHE03020469	8/3/2016	Still in use	Cupboard Creek Protection	849.842	NS	NA	8.50	2.00	19.30	NA	NA	NA	15.80	18.30	NA	NA	2.50
VAS-18	Geoprobe 8040 HSA	SCHE03020469	8/8/2016	Still in use	Cupboard Creek Protection	849.513	NS	NA	8.50	2.00	16.50	NA	NA	NA	13.00	15.50	NA	NA	2.50
VAS-19	Mobile B57 HSA	SCHE03020469	7/26/2016	Still in use	Cupboard Creek Protection	850.465	NS	NA	8.50	2.00	17.20	NA	NA	NA	13.60	16.10	NA	NA	2.50
VAS-20	Mobile B57 HSA	SCHE03020469	7/19/2016	Still in use	Browns Creek Protection	827.789	NS	NA	8.50	2.00	47.60	NA	NA	NA	44.60	47.10	NA	NA	2.50
VAS-21	Mobile B57 HSA	SCHE03020469	7/19/2016	Still in use	Browns Creek Protection	826.304	NS	NA	8.50	2.00	53.50	NA	NA	NA	50.00	52.50	NA	NA	2.50
VAS-22	Mobile B57 HSA	SCHE03020469	7/21/2016	Still in use	Browns Creek Protection	827.394	NS	NA	8.50	2.00	57.00	NA	NA	NA	53.50	56.00	NA	NA	2.50
VAS-23	Mobile B57 HSA	SCHE03020469	7/22/2016	Still in use	Browns Creek Protection	827.211	NS	NA	8.50	2.00	49.50	NA	NA	NA	46.00	48.50	NA	NA	2.50
VAS-24	Mobile B57 HSA	SCHE03020469	7/5/2016	Still in use	Browns Creek Protection	826.803	NS	NA	8.50	2.00	58.50	NA	NA	NA	55.00	57.50	NA	NA	2.50
VAS-25	Mobile B57 HSA	SCHE03020469	7/11/2016	Still in use	Browns Creek Protection	826.411	NS	NA	8.50	2.00	54.00	NA	NA	NA	50.50	53.00	NA	NA	2.50
VAS-26	Mobile B57 HSA	SCHE03020469	7/11/2016	Still in use	Browns Creek Protection	825.180	NS	NA	8.50	2.00	55.00	NA	NA	NA	51.50	54.00	NA	NA	2.50
VAS-27	Mobile B57 HSA	SCHE03020469	7/8/2016	Still in use	Browns Creek Protection	826.369	NS	NA	8.50	2.00	54.00	NA	NA	NA	50.50	53.00	NA	NA	2.50
VAS-28	Mobile B57 HSA	SCHE03020469	7/6/2016	Still in use	Browns Creek Protection	828.930	NS	NA	8.50	2.00	23.10	NA	NA	NA	19.80	22.30	NA	NA	2.50
VAS-29	Mobile B57 HSA	SCHE03020469	7/6/2016	Still in use	Browns Creek Protection	832.025	NS	NA	8.50	2.00	27.50	NA	NA	NA	24.00	26.50	NA	NA	2.50
VAS-30	Mobile B57 HSA	SCHE03020469	6/21/2016	Still in use	Browns Creek Protection	831.485	NS	NA	8.50	2.00	52.90	NA	NA	NA	49.40	51.90	NA	NA	2.50
VAS-31	Mobile B57 HSA	SCHE03020469	6/21/2016	Still in use	Browns Creek Protection	828.337	NS	NA	8.50	2.00	42.00	NA	NA	NA	38.50	41.00	NA	NA	2.50
VAS-32	Mobile B57 HSA	SCHE03020469	6/30/2016	Still in use	Browns Creek Protection	836.257	NS	NA	8.50	2.00	43.00	NA	NA	NA	39.50	42.00	NA	NA	2.50
VAS-33	Mobile B57 HSA	SCHE03020469	6/29/2016	Still in use	Browns Creek Protection	840.900	NS	NA	8.50	2.00	52.60	NA	NA	NA	49.10	51.60	NA	NA	2.50
VAS-34	Mobile B57 HSA	SCHE03020469	7/13/2016	Still in use	Browns Creek Protection	836.585	NS	NA	8.50	2.00	53.50	NA	NA	NA	50.00	52.50	NA	NA	2.50
VAS-35	Mobile B57 HSA	SCHE03020469	7/13/2016	Still in use	Browns Creek Protection	831.212	NS	NA	8.50	2.00	40.00	NA	NA	NA	36.50	39.00	NA	NA	2.50
VAS-36	Mobile B57 HSA	SCHE03020469	7/7/2016	Still in use	Browns Creek Protection	831.361	NS	NA	8.50	2.00	33.20	NA	NA	NA	29.70	32.20	NA	NA	2.50
VAS-37	Mobile B57 HSA	SCHE03020469	7/7/2016	Still in use	Browns Creek Protection	832.454	NS	NA	8.50	2.00	16.50	NA	NA	NA	13.00	15.50	NA	NA	2.50
VAS-38	Mobile B57 HSA	SCHE03020469	7/6/2016	Still in use	Browns Creek Protection	834.566	NS	NA	8.50	2.00	21.10	NA	NA	NA	16.60	19.10	NA	NA	2.50
VAS-39	Mobile B57 HSA	SCHE03020469	6/22/2016	Still in use	Browns Creek Protection	835.956	NS	NA	8.50	2.00	42.40	NA	NA	NA	38.90	41.40	NA	NA	2.50
VAS-40	Mobile B57 HSA	SCHE03020469	6/23/2016	Still in use	Browns Creek Protection	833.753	NS	NA	8.50	2.00	40.00	NA	NA	NA	36.50	39.00	NA	NA	2.50
VAS-41	Mobile B57 HSA	SCHE03020469	6/28/2016	Still in use	Browns Creek Protection	845.071	NS	NA	8.50	2.00	27.80	NA	NA	NA	24.30	26.80	NA	NA	2.50
VAS-42	Mobile B57 HSA	SCHE03020469	6/28/2016	7/22/2016	Browns Creek Protection		NS	NA	8.50	2.00	18.85	NA	NA	NA	15.35	17.85	NA	NA	2.50

Table 5. Well Construction Information
Products (SE) Pipe Line Corporation
Lewis Drive Remediation Site, Belton, South Carolina
Site ID #18693 "Kinder Morgan Belton Pipeline Release"

Location ID	Installation Method	Permit #	Date Installed	Date Abandoned	Purpose	Ground Surface Elevation (ft amsl)	TOC Elevation (ft amsl)	Measured Depth to Bottom (ft BTOC)	Bore Hole Diameter (in)	Well Dia (in)	Well Depth (ft bgs)	Bottom of Well (ft amsl)	Top of Screen or Open Borehole Interval (ft BTOC)	Bottom of Screen or Open Borehole Interval (ft BTOC)	Top of Screen or Open Borehole Interval (ft bgs)	Bottom of Screen or Open Borehole Interval (ft bgs)	Top of Screen or Open Borehole Interval (ft amsl)	Bottom of Screen or Open Borehole Interval (ft amsl)	Length of Screen or Open Borehole Interval (ft)
VAS-42A	Mobile B57 HSA	SCHE03020469	7/14/2016	Still in use	Browns Creek Protection	845.304	NS	NA	8.50	2.00	39.30	NA	NA	NA	35.80	38.30	NA	NA	2.50
VAS-43	Mobile B57 HSA	SCHE03020469	6/27/2016	7/22/2016	Browns Creek Protection		NS	NA	8.50	2.00	11.00	NA	NA	NA	8.30	10.80	NA	NA	2.50
VAS-43A	Mobile B57 HSA	SCHE03020469	7/15/2016	Still in use	Browns Creek Protection	843.078	NS	NA	8.50	2.00	66.50	NA	NA	NA	63.00	65.50	NA	NA	2.50
VAS-44	Mobile B57 HSA	SCHE03020469	6/27/2016	7/22/2016	Browns Creek Protection		NS	NA	8.50	2.00	10.70	NA	NA	NA	7.20	9.70	NA	NA	2.50
VAS-44A	Mobile B57 HSA	SCHE03020469	7/18/2016	Still in use	Browns Creek Protection	838.353	NS	NA	8.50	2.00	72.50	NA	NA	NA	69.00	71.50	NA	NA	2.50
VAS-45	Mobile B57 HSA	SCHE03020469	6/27/2016	7/22/2016	Browns Creek Protection		NS	NA	8.50	2.00	10.00	NA	NA	NA	7.50	9.00	NA	NA	1.50
VAS-46	Mobile B57 HSA	SCHE03020469	6/24/2016	Still in use	Browns Creek Protection	839.503	NS	NA	8.50	2.00	20.80	NA	NA	NA	18.00	20.50	NA	NA	2.50
VAS-47	CME-750	SCHE03020469M2	8/27/2018	Still in use	Browns Creek Protection	848.370	NS	NA	8.00	2.00	33.20	NA	NA	NA	30.20	32.20	NA	NA	2.00
VAS-48	CME-750	SCHE03020469M2	8/16/2018	Still in use	Browns Creek Protection	846.580	NS	NA	8.00	2.00	35.70	NA	NA	NA	32.70	34.70	NA	NA	2.00
VAS-49	CME-750	SCHE03020469M2	8/28/2018	Still in use	Browns Creek Protection	849.730	NS	NA	8.00	2.00	33.70	NA	NA	NA	30.70	32.70	NA	NA	2.00
VAS-50	CME-750	SCHE03020469M2	8/16/2018	Still in use	Browns Creek Protection	850.110	NS	NA	8.00	2.00	27.80	NA	NA	NA	24.80	26.80	NA	NA	2.00
VAS-51	CME-750	SCHE03020469M2	8/15/2018	Still in use	Browns Creek Protection	851.900	NS	NA	8.00	2.00	30.00	NA	NA	NA	27.00	29.00	NA	NA	2.00
VAS-52	CME-750	SCHE03020469M2	8/14/2018	Still in use	Browns Creek Protection	851.970	NS	NA	8.00	2.00	34.50	NA	NA	NA	31.50	33.50	NA	NA	2.00
VAS-53	CME-750	SCHE03020469M2	8/14/2018	Still in use	Browns Creek Protection	852.880	NS	NA	8.00	2.00	26.70	NA	NA	NA	23.70	25.70	NA	NA	2.00
VAS-54	Geoprobe 8040 HSA	SCHE03020469M2	8/13/2018	Still in use	Browns Creek Protection	852.770	NS	NA	4.25	2.00	19.20	NA	NA	NA	16.20	18.20	NA	NA	2.00
VAS-55	CME-750	SCHE03020469M2	9/7/2018	Still in use	Cupboard Creek Protection	854.710	NS	NA	6.25	2.00	28.90	NA	NA	NA	25.90	27.90	NA	NA	2.00
VAS-56	CME-750	SCHE03020469M2	9/7/2018	Still in use	Cupboard Creek Protection	855.730	NS	NA	6.25	2.00	28.20	NA	NA	NA	25.20	27.20	NA	NA	2.00
VAS-57	CME-750	SCHE03020469M2	9/5/2018	Still in use	Cupboard Creek Protection	856.620	NS	NA	6.25	2.00	31.50	NA	NA	NA	28.50	30.50	NA	NA	2.00
VAS-58	CME-750	SCHE03020469M2	9/5/2018	Still in use	Cupboard Creek Protection	855.980	NS	NA	6.25	2.00	31.30	NA	NA	NA	28.30	30.30	NA	NA	2.00
VAS-59	CME-750	SCHE03020469M2	9/6/2018	Still in use	Cupboard Creek Protection	854.740	NS	NA	6.25	2.00	8.80	NA	NA	NA	6.80	8.80	NA	NA	2.00
VAS-60	Mobile B57 HAS	SCHE03020469M2	10/31/2023	Still in use	Cupboard Creek Protection	852.840	NS	NA	8.00	2.00	17.50	NA	NA	NA	14.50	17.50	NA	NA	2.00
VAS-61	Mobile B57 HAS	SCHE03020469M2	10/31/2023	Still in use	Cupboard Creek Protection	853.810	NS	NA	8.00	2.00	18.00	NA	NA	NA	15.00	18.00	NA	NA	2.00
VAS-62	Mobile B57 HAS	SCHE03020469M2	10/31/2023	Still in use	Cupboard Creek Protection	853.190	NS	NA	8.00	2.00	20.00	NA	NA	NA	17.00	19.00	NA	NA	2.00
VAS-63	Mobile B57 HAS	SCHE03020469M2	10/31/2023	Still in use	Cupboard Creek Protection	852.840	NS	NA	8.00	2.00	20.00	NA	NA	NA	17.00	19.00	NA	NA	2.00
Vertical Bedrock Sparging Wells																			
VBS-01	Hollow Stem Auger/ Wire Line/ Air Rotary	SCHE03020469M	1/28/2017	10/30/2023	Browns Creek Protection	NS	NS	38.15	4.00	2.00	38.50	NA	NA	NA	34.50	36.50	NA	NA	2.00
VBS-02	Hollow Stem Auger/ Wire Line/ Air Rotary	SCHE03020469M	42763.00	1/16/2023	Browns Creek Protection	NS	NS	31.05	4	2	31	NA	NA	NA	27.0	29.0	NA	NA	2
VBS-03	Hollow Stem Auger/ Wire Line/Air Rotary	SCHE03020469M	42762.00	1/16/2023	Browns Creek Protection	NS	NS	36.20	4	2	36.2	NA	NA	NA	32.2	34.2	NA	NA	2

Notes:
Grayed rows indicate wells that have been abandoned.
amsl = above mean sea level relative to North American Vertical Datum of 1988 (NAVD88). Benchmark is 34.8289659 degrees north, 82.3710354 degrees west (NAD83, 2011), elevation 929.1 ft NAVD88.

bgs = below ground surface
BTOC = below top of casing
DPT = direct push
ft = feet
HSA = hollow-stem auger
ID = identification
in = inches
MW = monitoring well
NA = not applicable
NS = location not surveyed
RNE = Refusal not encountered
RS = recovery sump
RT = recovery trench
RW = recovery well
TOC = top of casing
TW = temporary well
VAS = vertical air sparging well
VBS = vertical bedrock sparging well

Attachment A
Product Thickness Trends

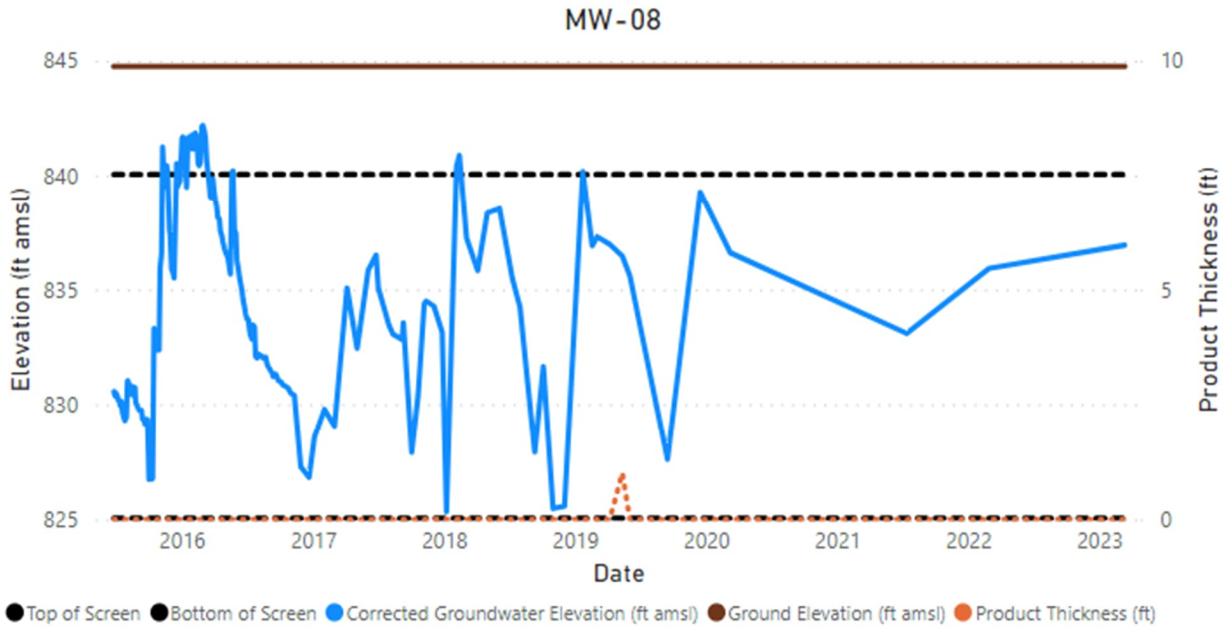
MW-08
845
840
835
830
825
10
5
0
Elevation (ft amsl)
Product Thickness (ft)
2016
2017
2018
2019
2020
2021
2022
2023
Date
Top of Screen
Bottom of Screen
Corrected Groundwater Elevation (ft amsl)
Ground Elevation (ft amsl)
Product Thickness (ft)

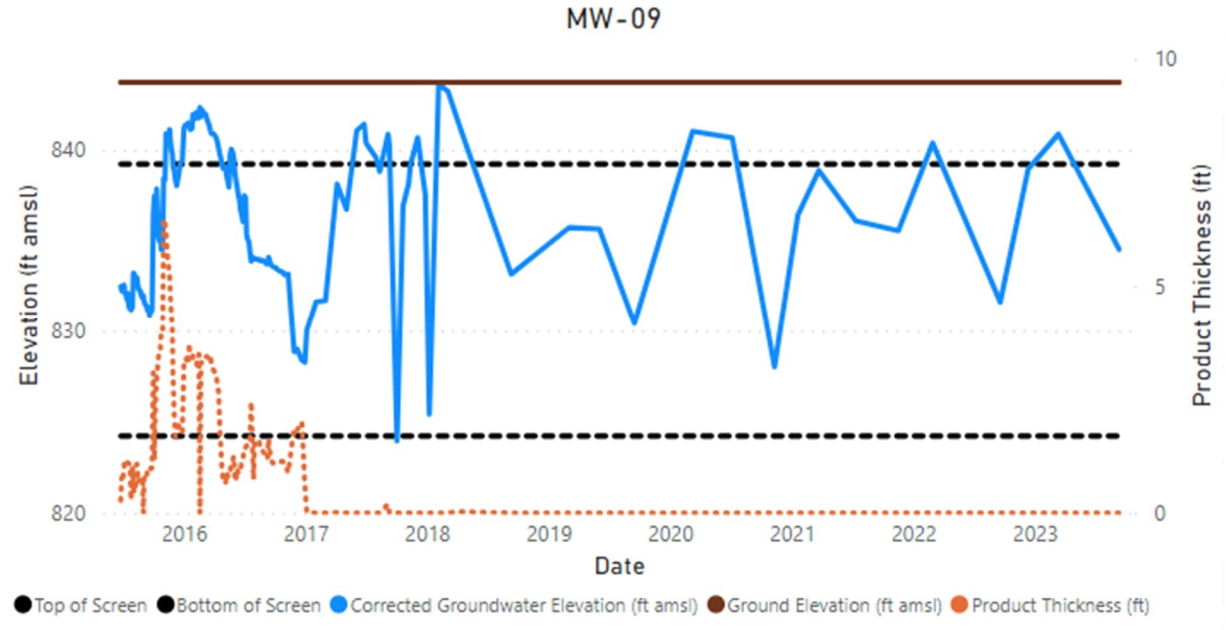
MW-09
840
830
820
10
5
0
Elevation (ft amsl)
Product Thickness (ft)
2016
2017
2018
2019
2020
2021
2022
2023
Date
Top of Screen
Bottom of Screen
Corrected Groundwater Elevation (ft amsl)
Ground Elevation (ft amsl)
Product Thickness (ft)

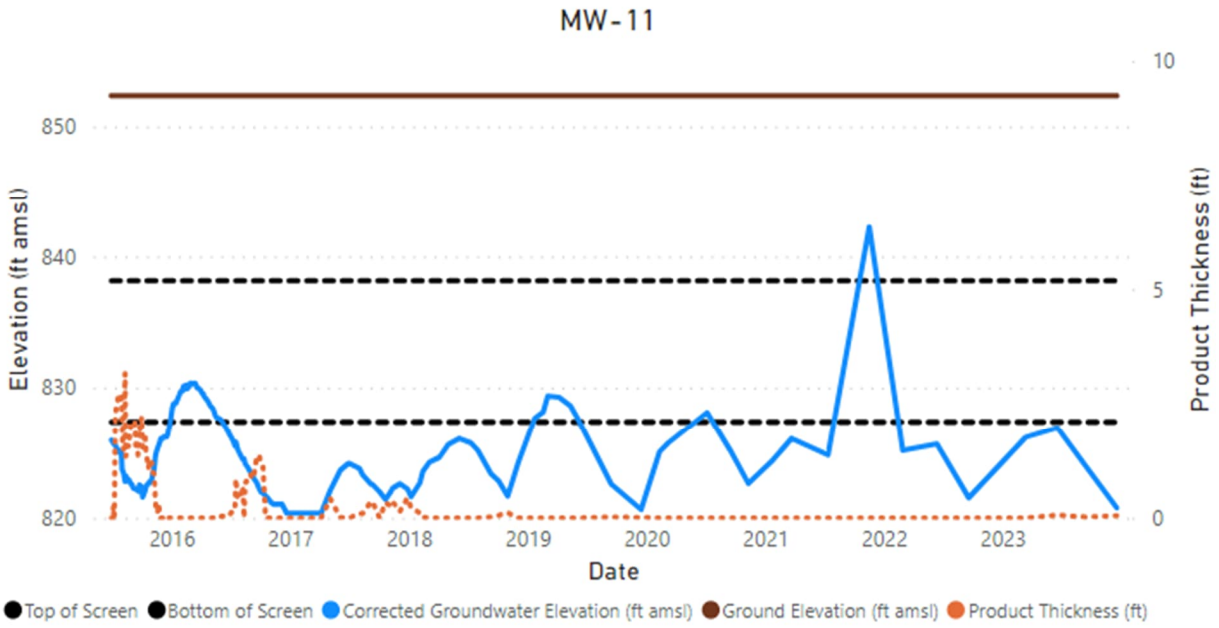
MW-11
Elevation (ft amsl)
850
840
830
820
2016
2017
2018
2019
2020
2021
2022
2023
Date
10
5
0
Product Thickness (ft)
Top of Screen
Bottom of Screen
Corrected Groundwater Elevation (ft amsl)
Ground Elevation (ft amsl)
Product Thickness (ft)

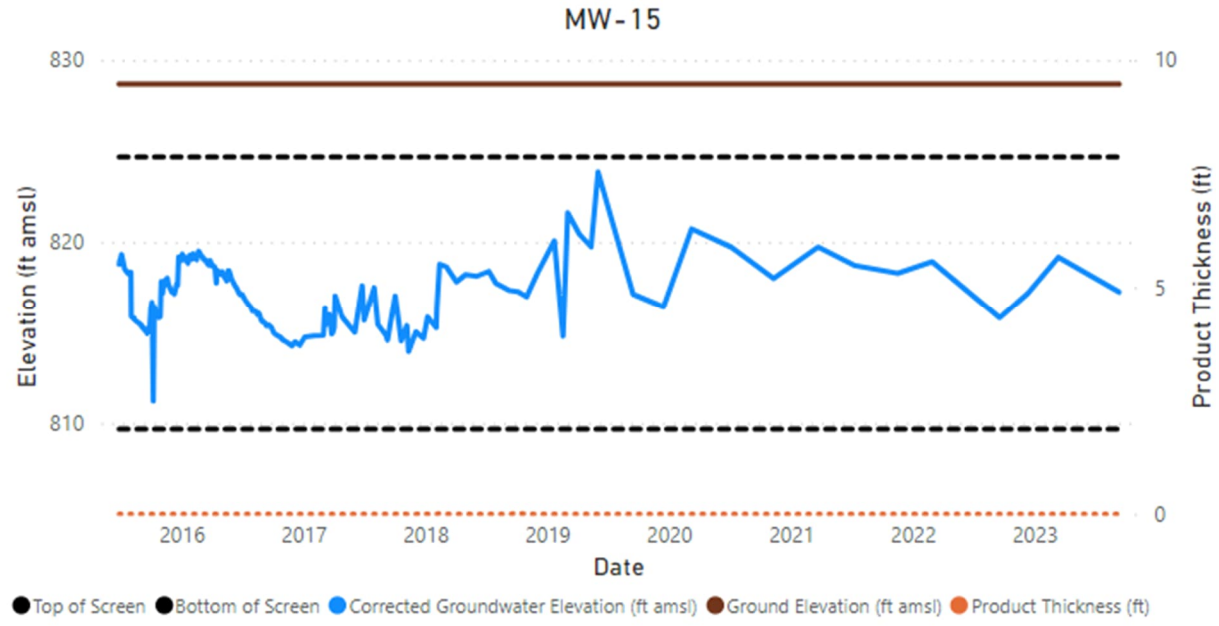
MW-15
Elevation (ft amsl)
830
820
810
2016
2017
2018
2019
2020
2021
2022
2023
Date
10
5
0
Product Thickness (ft)
Top of Screen
Bottom of Screen
Corrected Groundwater Elevation (ft amsl)
Ground Elevation (ft amsl)
Product Thickness (ft)

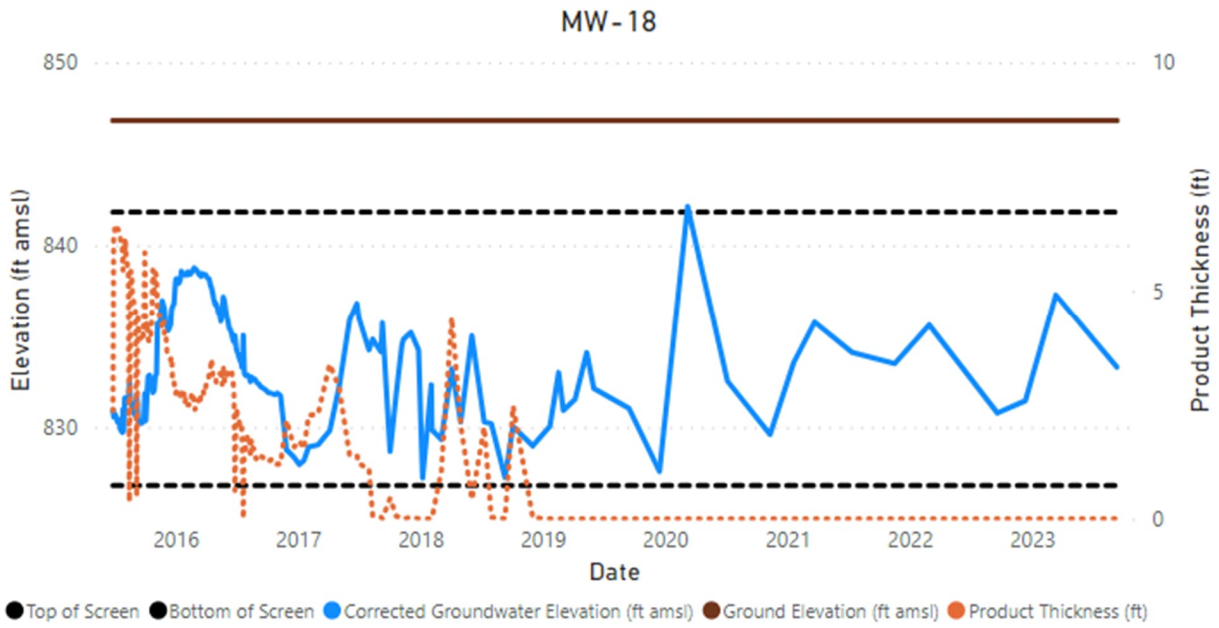
MW-18
850
840
830
10
5
0
Elevation (ft amsl)
Product Thickness (ft)
2016
2017
2018
2019
2020
2021
2022
2023
Date
Top of Screen
Bottom of Screen
Corrected Groundwater Elevation (ft amsl)
Ground Elevation (ft amsl)
Product Thickness (ft)

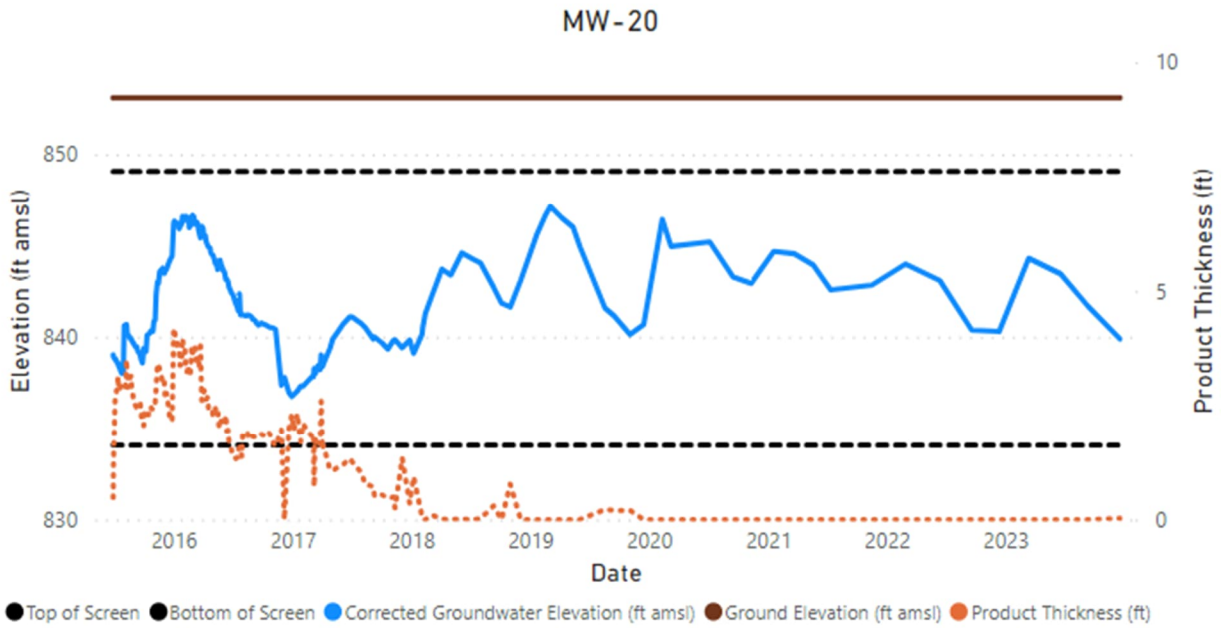
MW-20
850
840
830
10
5
0
Elevation (ft amsl)
Product Thickness (ft)
2016
2017
2018
2019
2020
2021
2022
2023
Date
Top of Screen
Bottom of Screen
Corrected Groundwater Elevation (ft amsl)
Ground Elevation (ft amsl)
Product Thickness (ft)

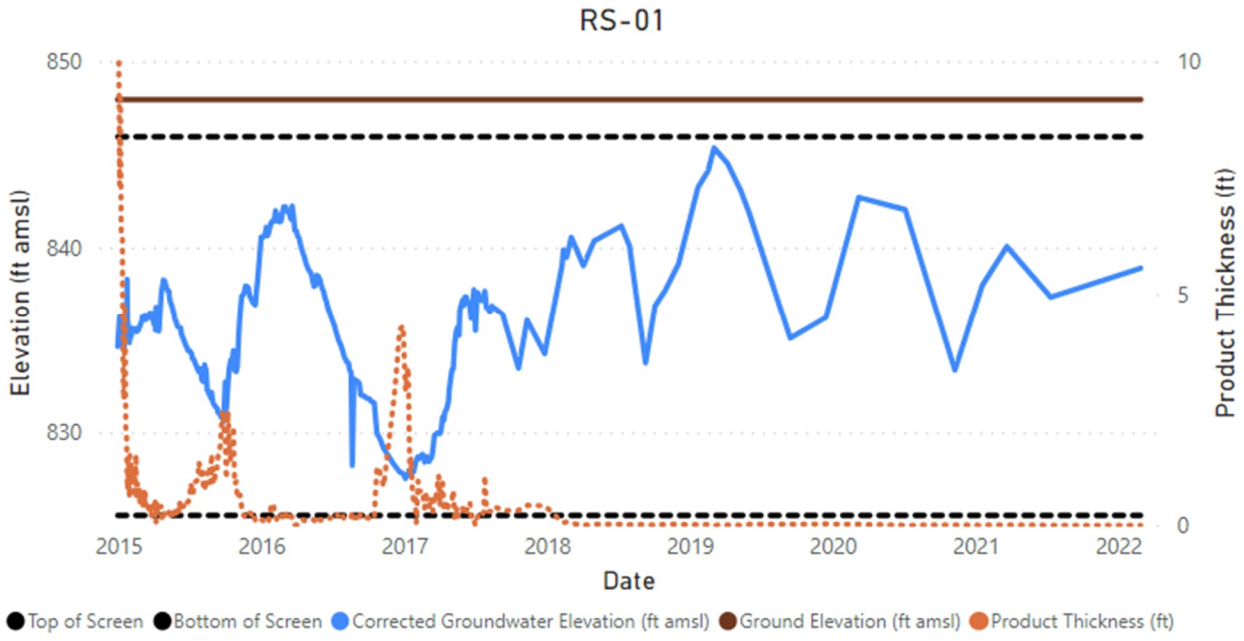
RS-01
850
840
830
10
5
0
Elevation (ft amsl)
Product Thickness (ft)
2015
2016
2017
2018
2019
2020
2021
2022
Date
Top of Screen
Bottom of Screen
Corrected Groundwater Elevation (ft amsl)
Ground Elevation (ft amsl)
Product Thickness (ft)

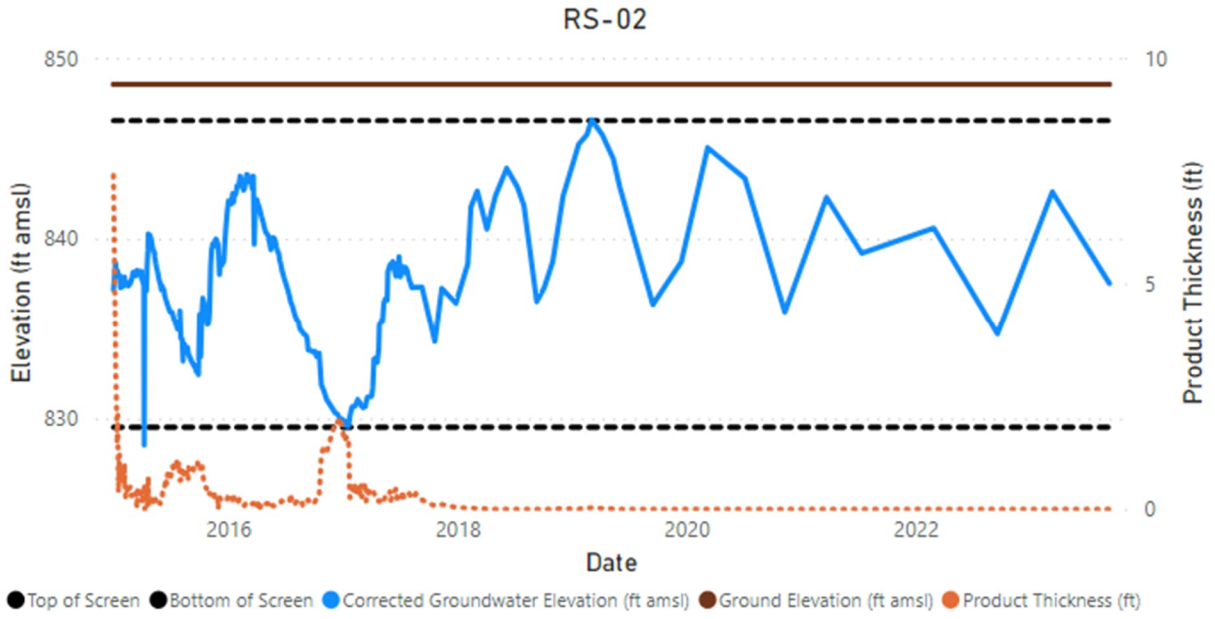
RS-02
850
840
830
10
5
0
Elevation (ft amsl)
Product Thickness (ft)
2016
2018
2020
2022
Date
Top of Screen
Bottom of Screen
Corrected Groundwater Elevation (ft amsl)
Ground Elevation (ft amsl)
Product Thickness (ft)

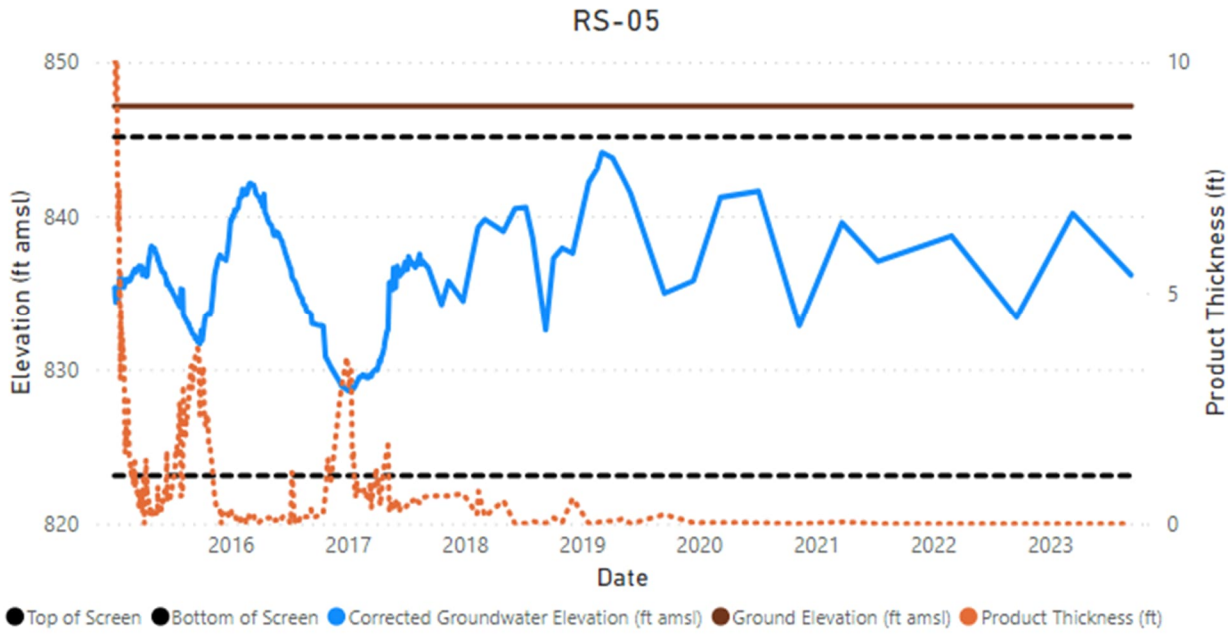
RS-05
850
840
830
820
Elevation (ft amsl)
10
5
0
Product Thickness (ft)
2016
2017
2018
2019
2020
2021
2022
2023
Date
Top of Screen
Bottom of Screen
Corrected Groundwater Elevation (ft amsl)
Ground Elevation (ft amsl)
Product Thickness (ft)

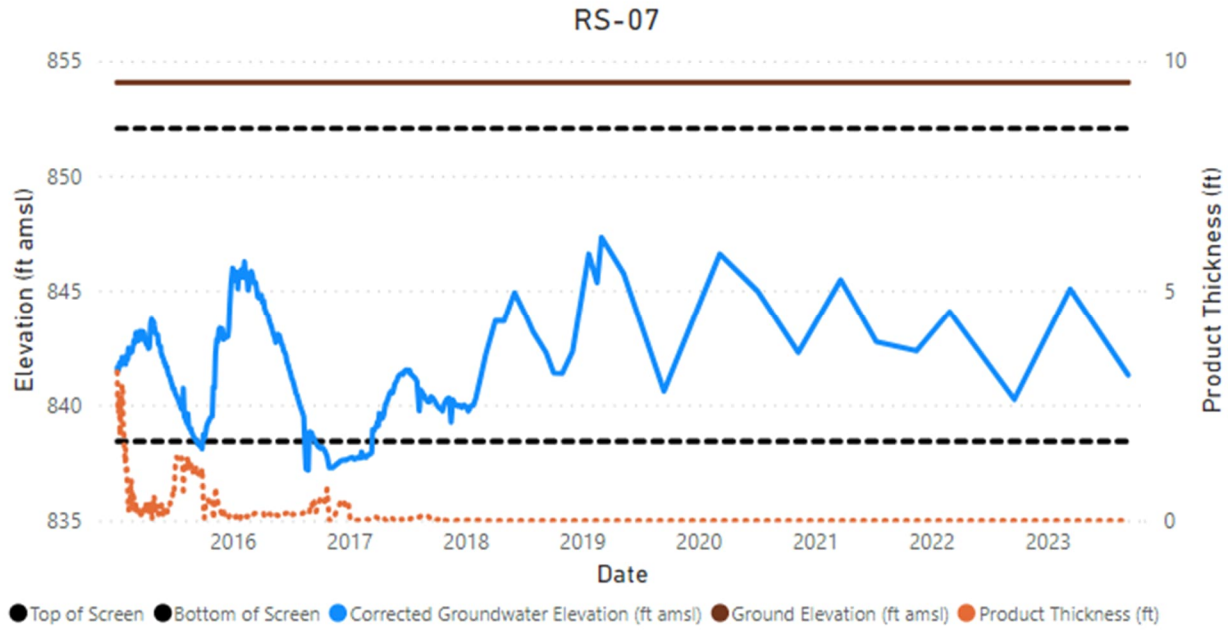
RS-07
855
850
845
840
835
Elevation (ft amsl)
10
5
0
Product Thickness (ft)
2016
2017
2018
2019
2020
2021
2022
2023
Date
Top of Screen
Bottom of Screen
Corrected Groundwater Elevation (ft amsl)
Ground Elevation (ft amsl)
Product Thickness (ft)

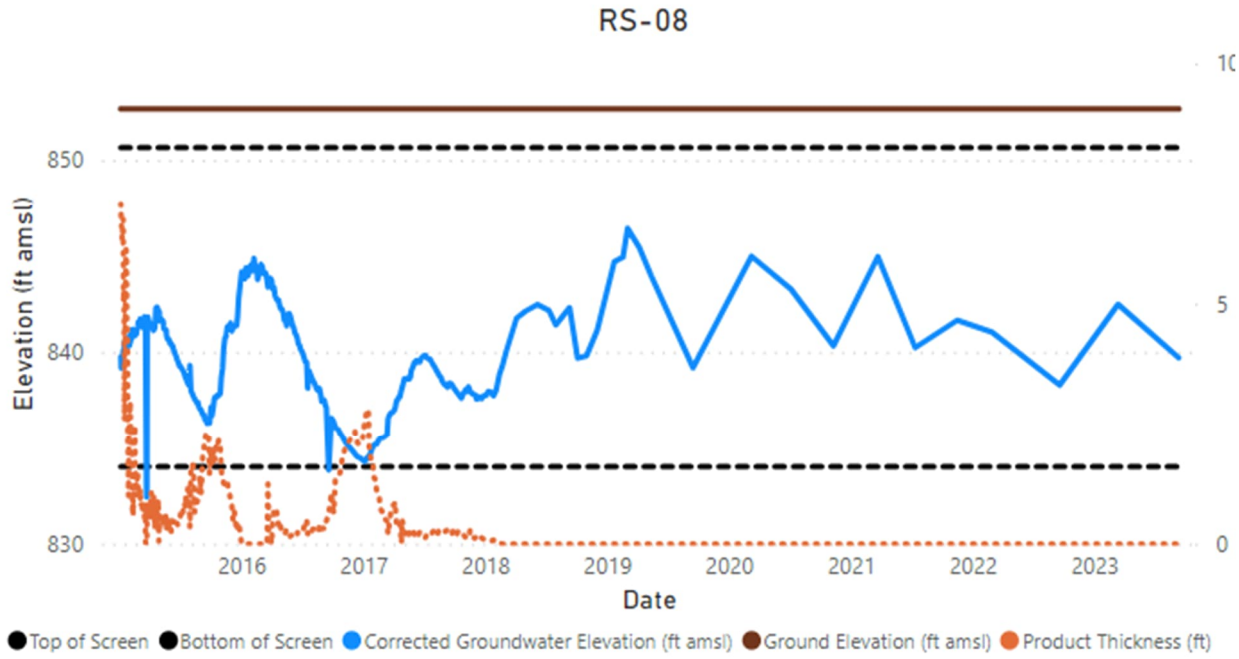
RS-08
Elevation (ft amsl)
850
840
830
10
5
0
2016
2017
2018
2019
2020
2021
2022
2023
Date
Top of Screen
Bottom of Screen
Corrected Groundwater Elevation (ft amsl)
Ground Elevation (ft amsl)
Product Thickness (ft)

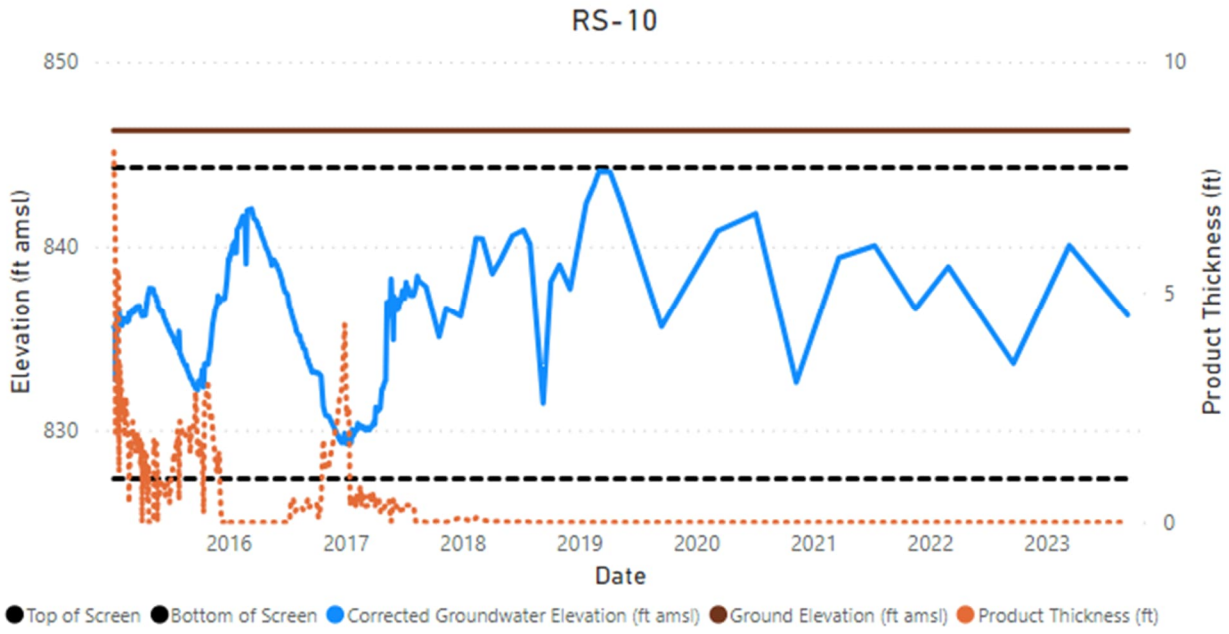
RS-10
Elevation (ft amsl)
850
840
830
10
5
0
Product Thickness (ft)
2016
2017
2018
2019
2020
2021
2022
2023
Date
Top of Screen
Bottom of Screen
Corrected Groundwater Elevation (ft amsl)
Ground Elevation (ft amsl)
Product Thickness (ft)

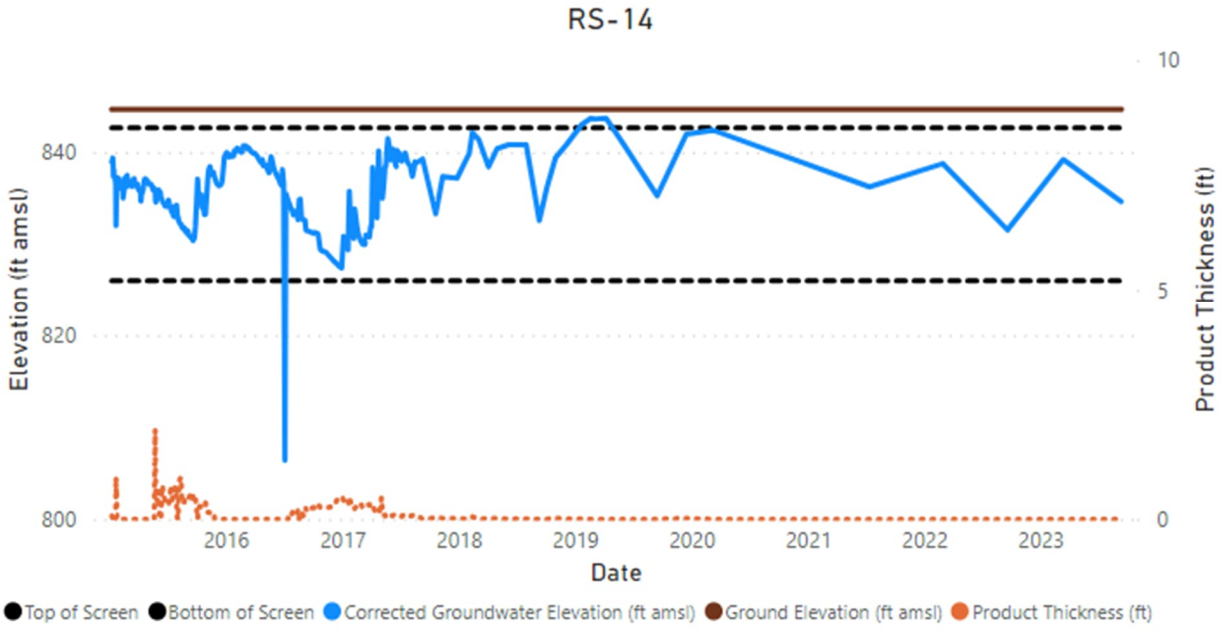
RS-14
Elevation (ft amsl)
840
820
800
2016
2017
2018
2019
2020
2021
2022
2023
Date
10
5
0
Product Thickness (ft)
Top of Screen
Bottom of Screen
Corrected Groundwater Elevation (ft amsl)
Ground Elevation (ft amsl)
Product Thickness (ft)

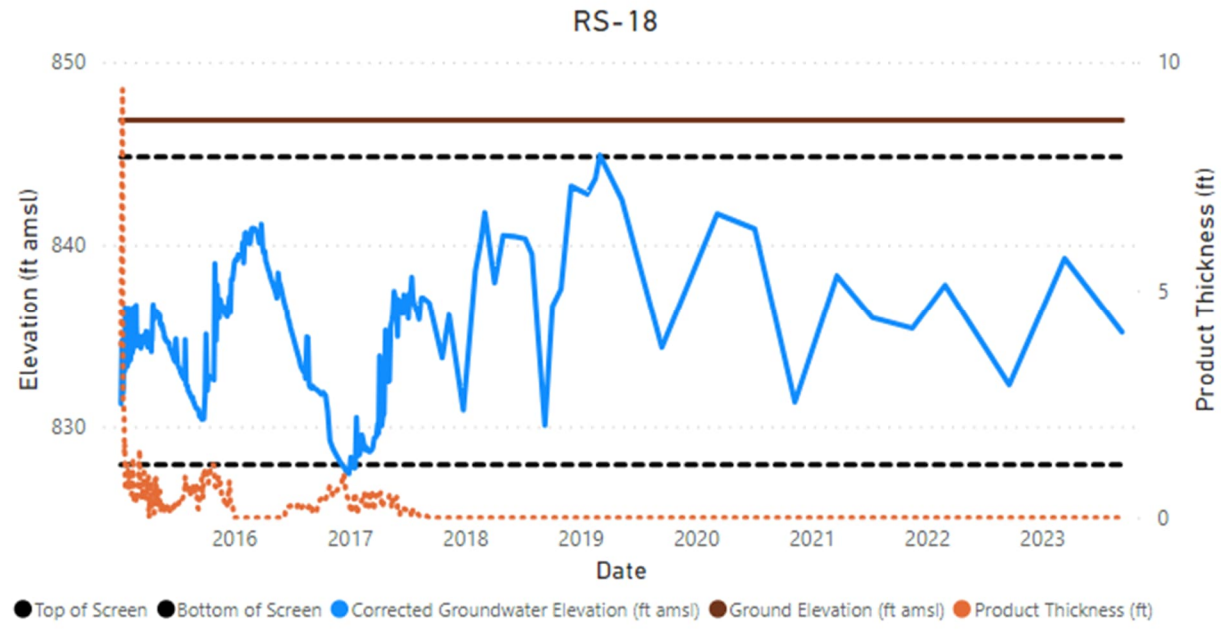
RS-18
Elevation (ft amsl)
850
840
830
2016
2017
2018
2019
2020
2021
2022
2023
Date
10
5
0
Product Thickness (ft)
Top of Screen
Bottom of Screen
Corrected Groundwater Elevation (ft amsl)
Ground Elevation (ft amsl)
Product Thickness (ft)

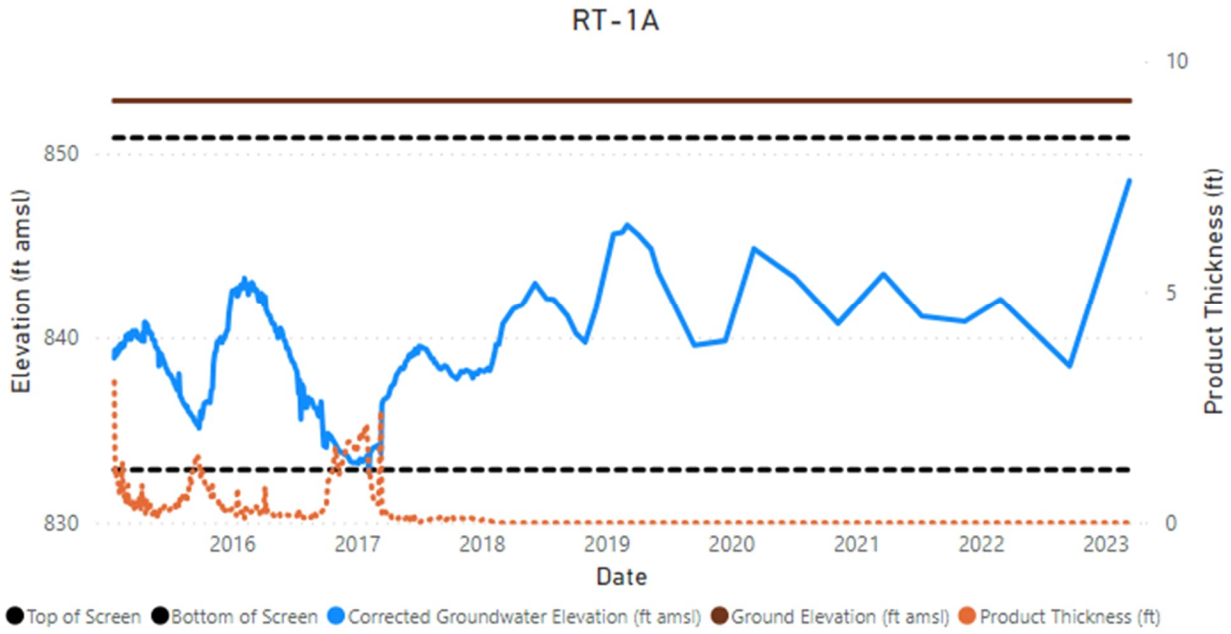
RT-1A
Elevation (ft amsl)
850
840
830
2016
2017
2018
2019
2020
2021
2022
2023
Date
10
5
0
Product Thickness (ft)
Top of Screen
Bottom of Screen
Corrected Groundwater Elevation (ft amsl)
Ground Elevation (ft amsl)
Product Thickness (ft)

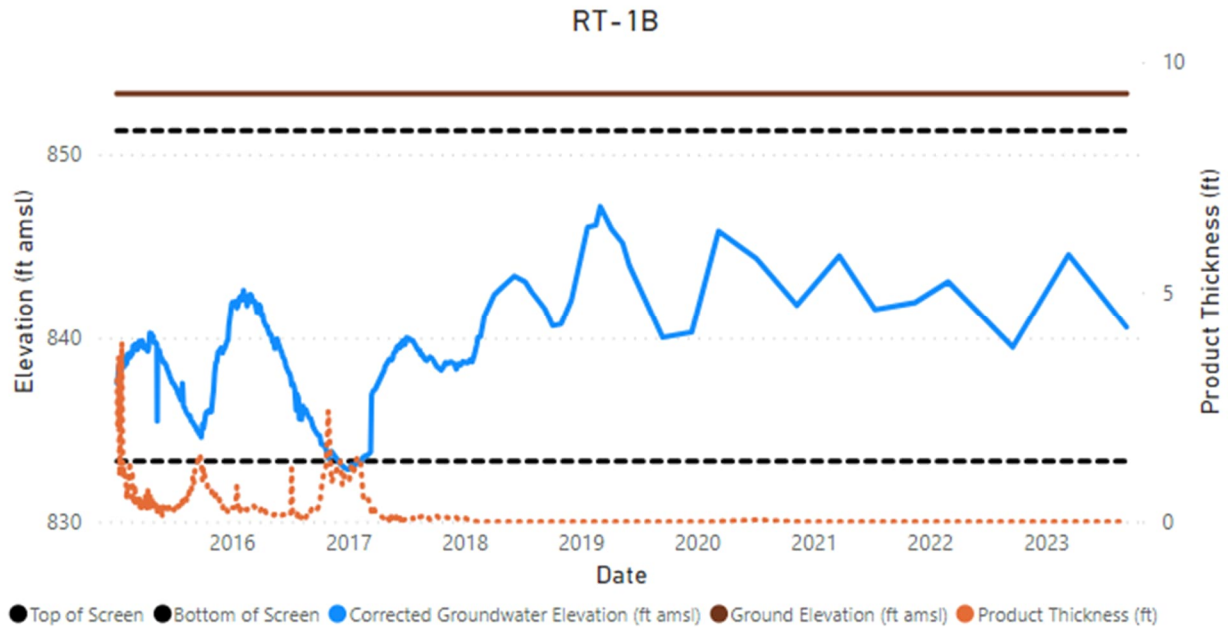
RT-1B
Elevation (ft amsl)
850
840
830
2016
2017
2018
2019
2020
2021
2022
2023
Date
10
5
0
Product Thickness (ft)
Top of Screen
Bottom of Screen
Corrected Groundwater Elevation (ft amsl)
Ground Elevation (ft amsl)
Product Thickness (ft)

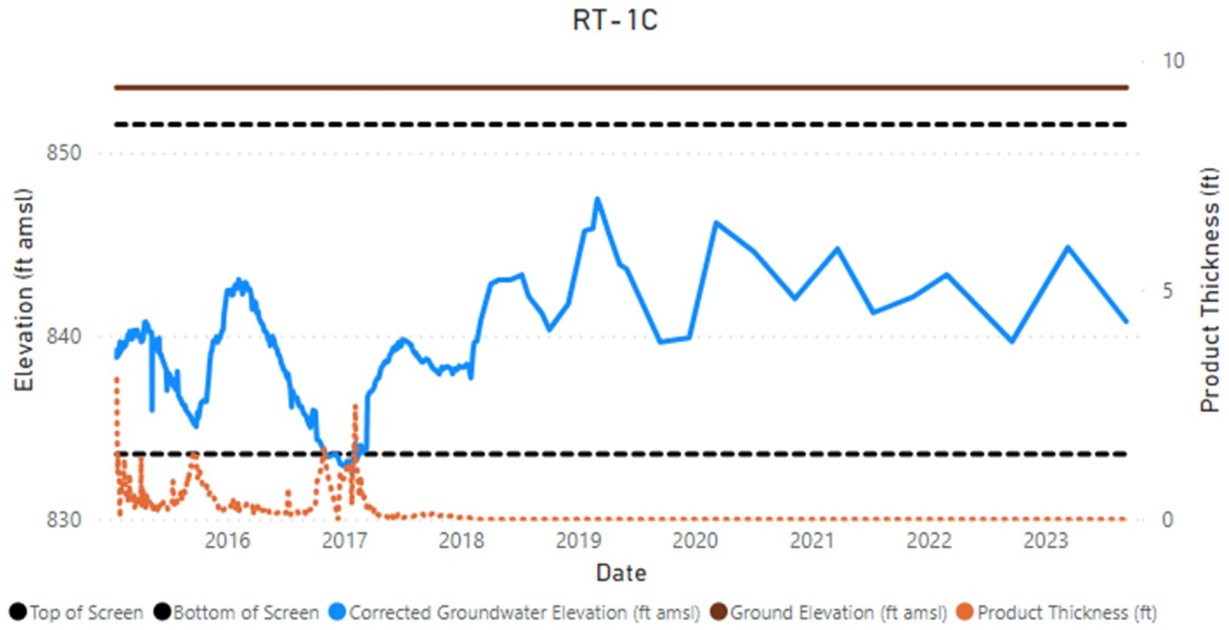
RT-1C
Elevation (ft amsl)
850
840
830
2016
2017
2018
2019
2020
2021
2022
2023
Date
10
5
0
Product Thickness (ft)
Top of Screen
Bottom of Screen
Corrected Groundwater Elevation (ft amsl)
Ground Elevation (ft amsl)
Product Thickness (ft)

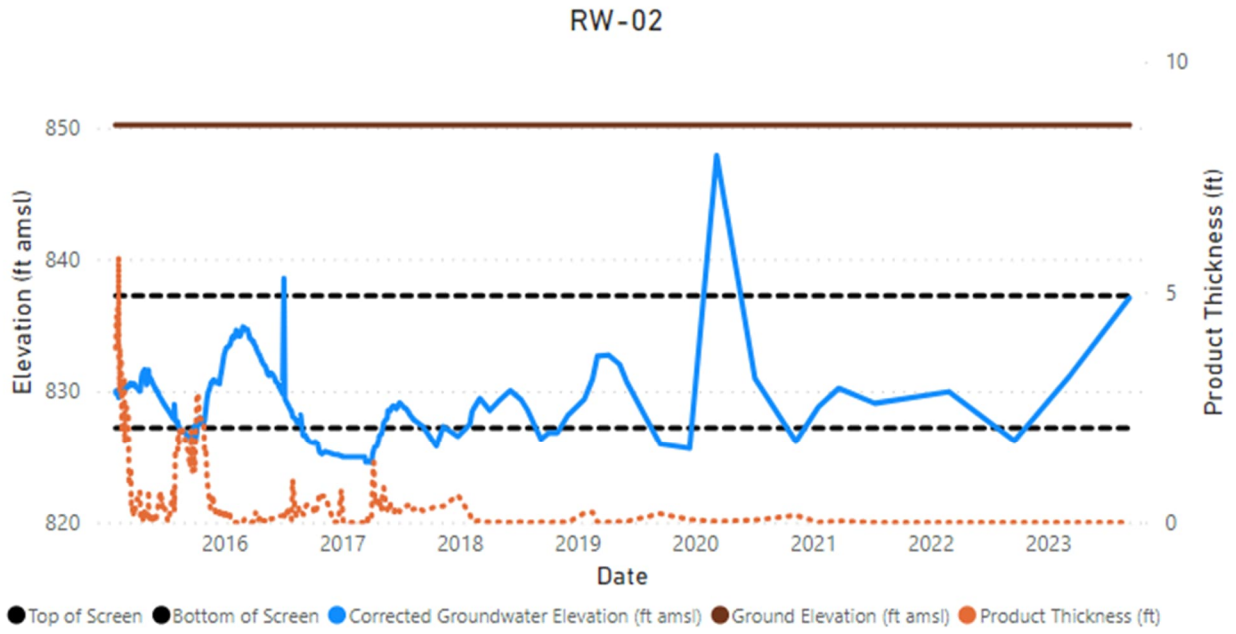
RW-02
Elevation (ft amsl)
850
840
830
820
2016
2017
2018
2019
2020
2021
2022
2023
Date
10
5
0
Product Thickness (ft)
Top of Screen
Bottom of Screen
Corrected Groundwater Elevation (ft amsl)
Ground Elevation (ft amsl)
Product Thickness (ft)

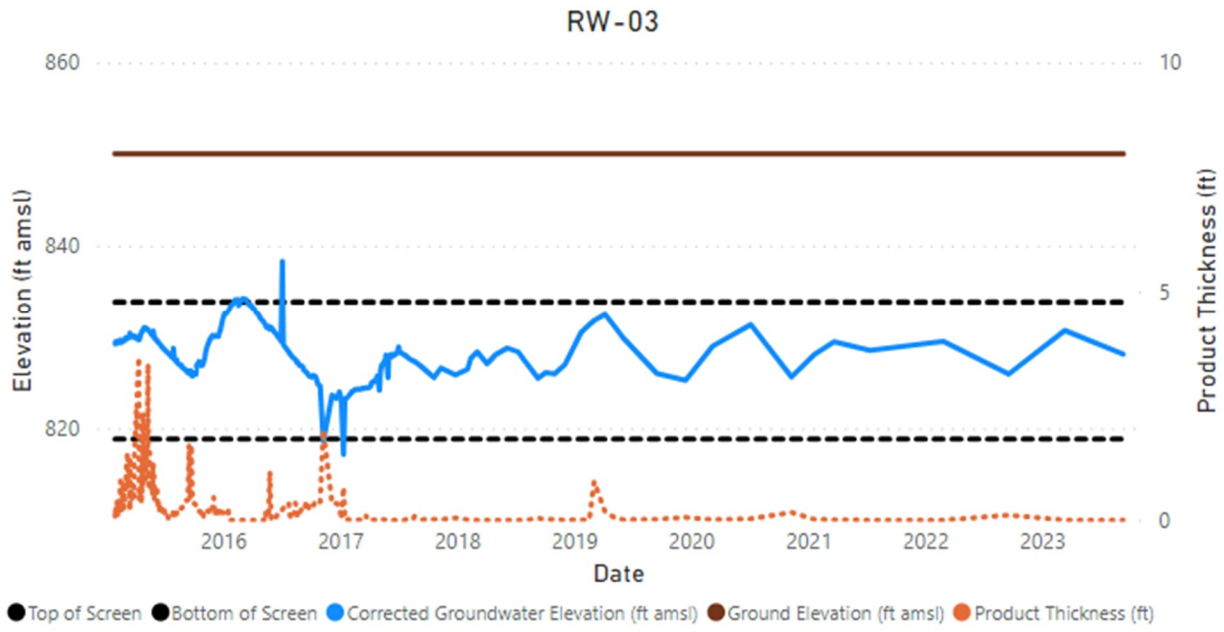
RW-03
860
840
820
10
5
0
Elevation (ft amsl)
Product Thickness (ft)
2016
2017
2018
2019
2020
2021
2022
2023
Date
Top of Screen
Bottom of Screen
Corrected Groundwater Elevation (ft amsl)
Ground Elevation (ft amsl)
Product Thickness (ft)

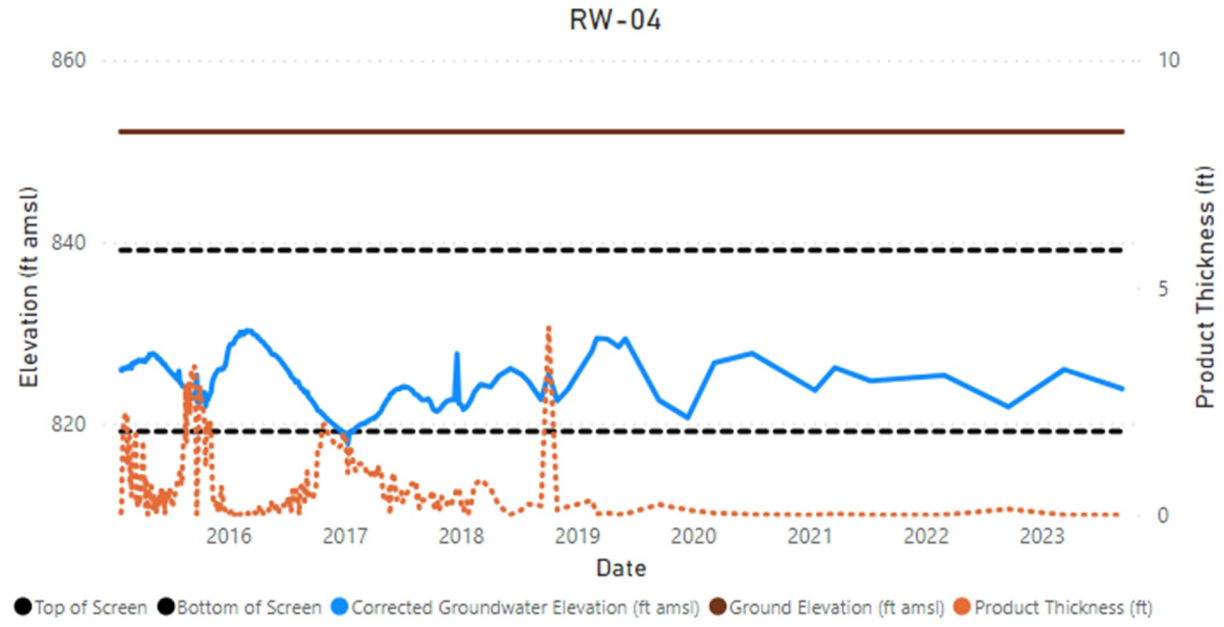
RW-04
860
840
820
10
5
0
Elevation (ft amsl)
Product Thickness (ft)
2016
2017
2018
2019
2020
2021
2022
2023
Date
Top of Screen
Bottom of Screen
Corrected Groundwater Elevation (ft amsl)
Ground Elevation (ft amsl)
Product Thickness (ft)

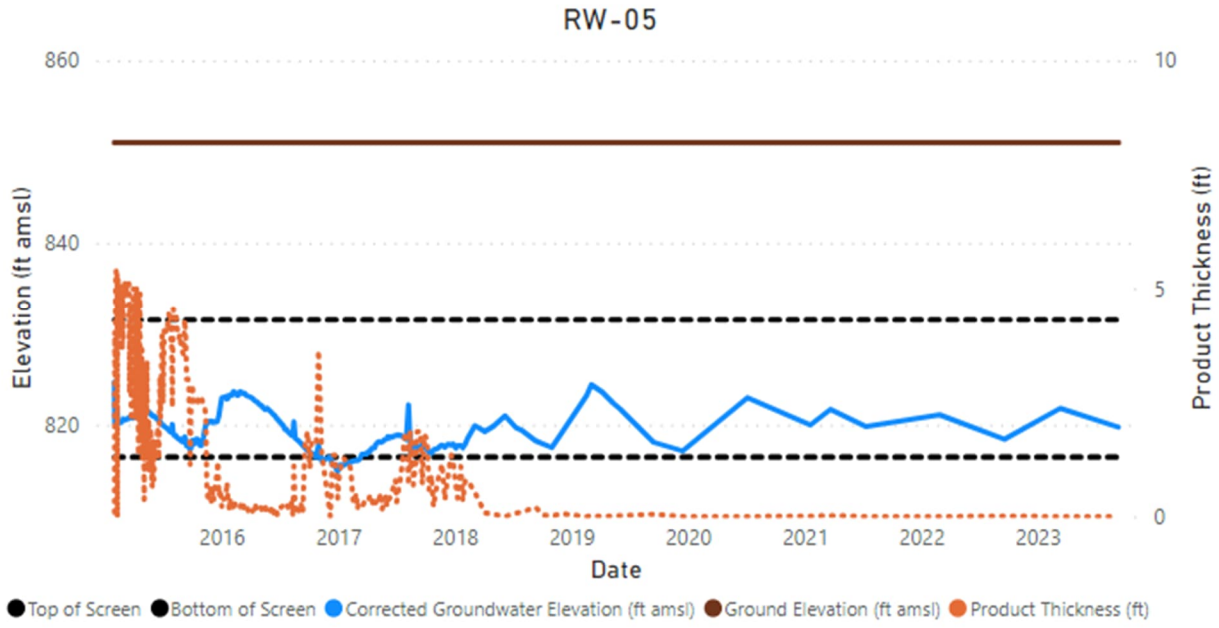
RW-05
860
840
820
10
5
0
Elevation (ft amsl)
Product Thickness (ft)
2016
2017
2018
2019
2020
2021
2022
2023
Date
Top of Screen
Bottom of Screen
Corrected Groundwater Elevation (ft amsl)
Ground Elevation (ft amsl)
Product Thickness (ft)

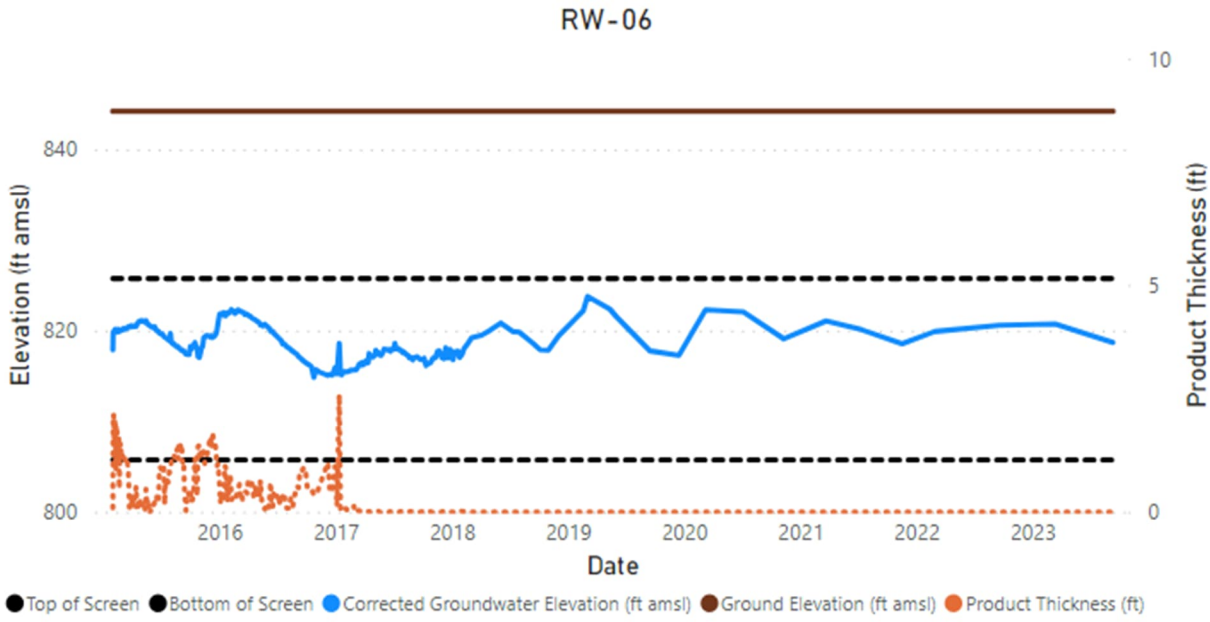
RW-06
840
820
800
10
5
0
Elevation (ft amsl)
Product Thickness (ft)
2016
2017
2018
2019
2020
2021
2022
2023
Date
Top of Screen
Bottom of Screen
Corrected Groundwater Elevation (ft amsl)
Ground Elevation (ft amsl)
Product Thickness (ft)

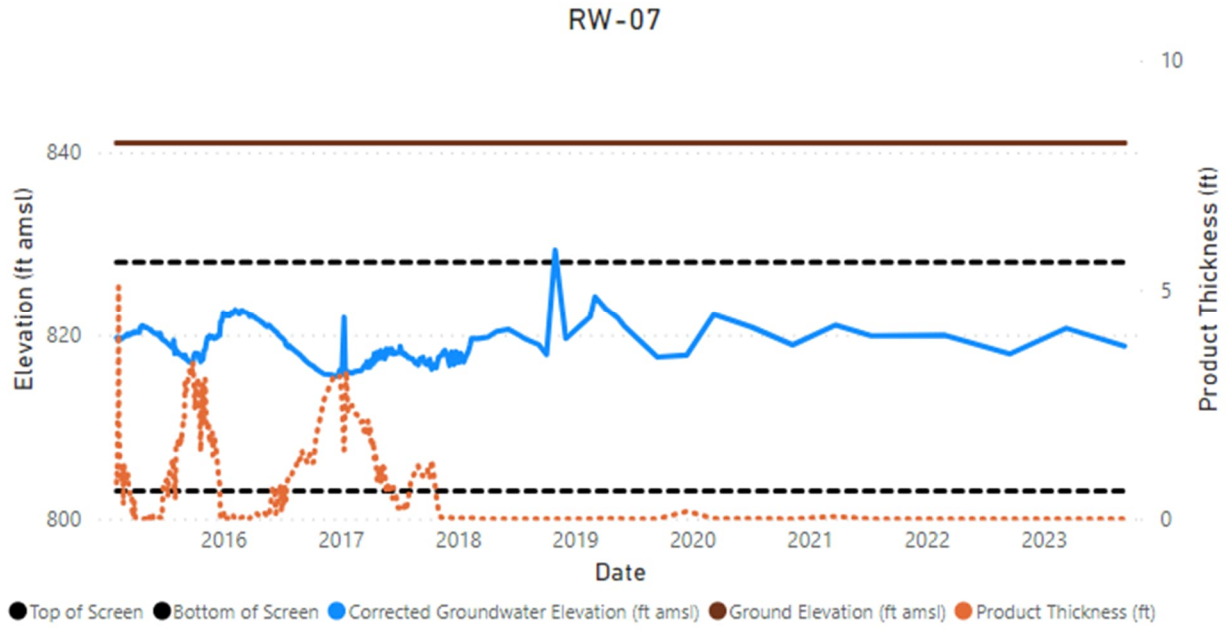
RW-07
Elevation (ft amsl)
840
820
800
2016
2017
2018
2019
2020
2021
2022
2023
Date
10
5
0
Product Thickness (ft)
Top of Screen
Bottom of Screen
Corrected Groundwater Elevation (ft amsl)
Ground Elevation (ft amsl)
Product Thickness (ft)

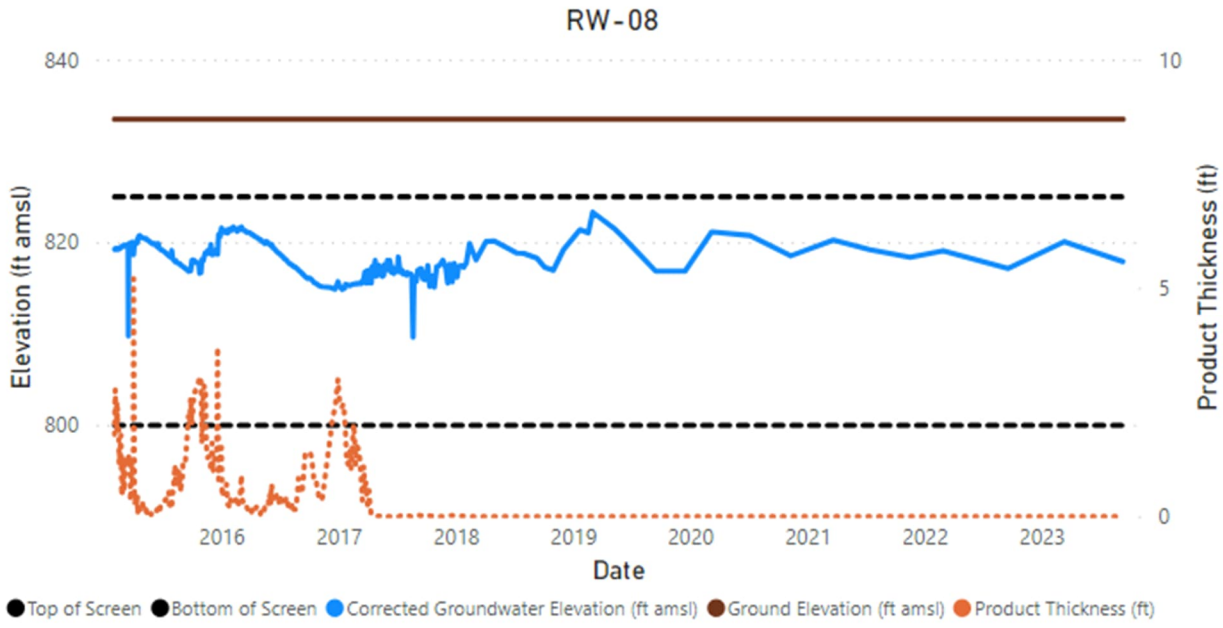
RW-08
Elevation (ft amsl)
840
820
800
2016
2017
2018
2019
2020
2021
2022
2023
Date
10
5
0
Product Thickness (ft)
Top of Screen
Bottom of Screen
Corrected Groundwater Elevation (ft amsl)
Ground Elevation (ft amsl)
Product Thickness (ft)

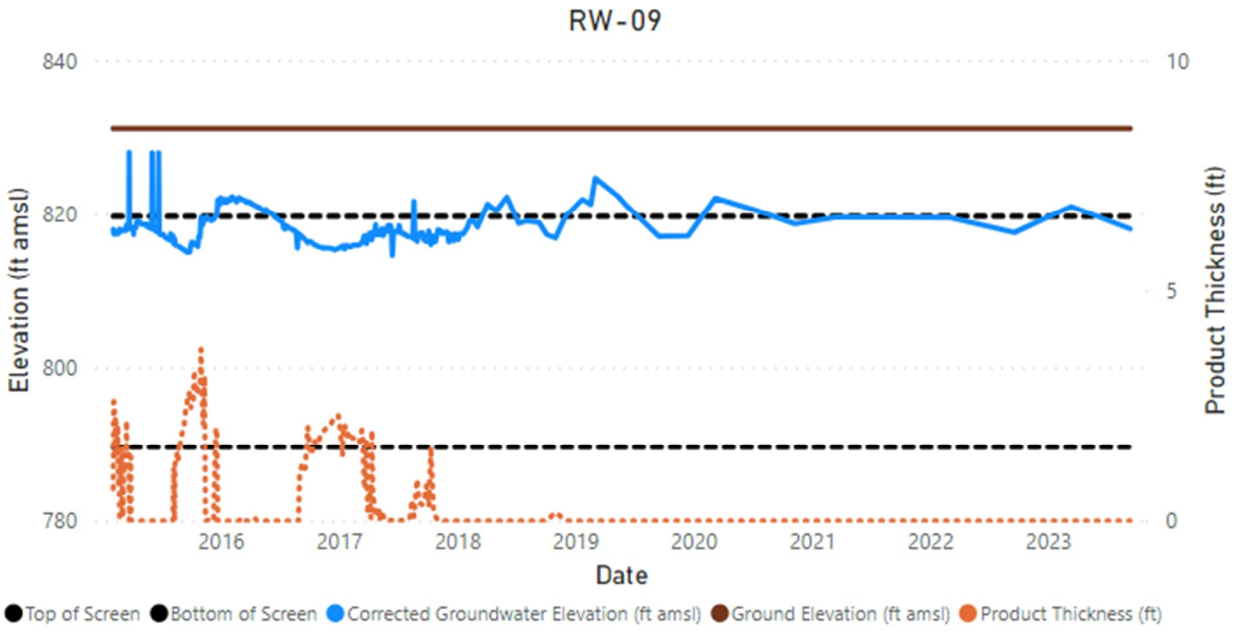
RW-09
840
820
800
780
10
5
0
Elevation (ft amsl)
Product Thickness (ft)
2016
2017
2018
2019
2020
2021
2022
2023
Date
Top of Screen
Bottom of Screen
Corrected Groundwater Elevation (ft amsl)
Ground Elevation (ft amsl)
Product Thickness (ft)

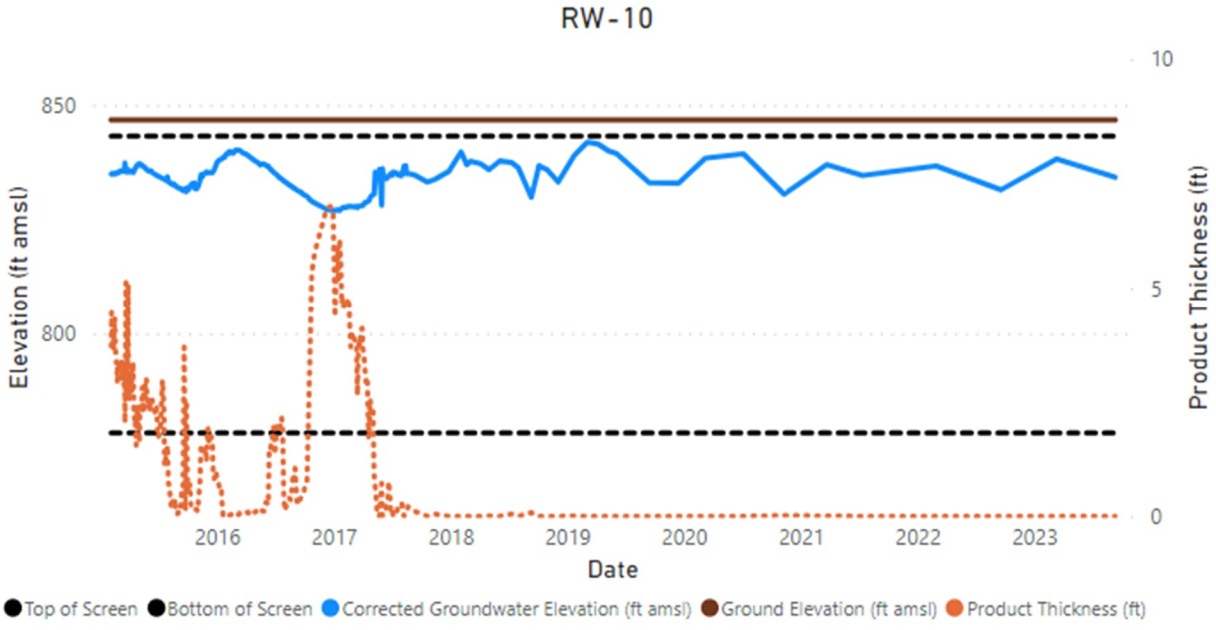
RW-10
850
800
10
5
0
Elevation (ft amsl)
Product Thickness (ft)
2016
2017
2018
2019
2020
2021
2022
2023
Date
Top of Screen
Bottom of Screen
Corrected Groundwater Elevation (ft amsl)
Ground Elevation (ft amsl)
Product Thickness (ft)

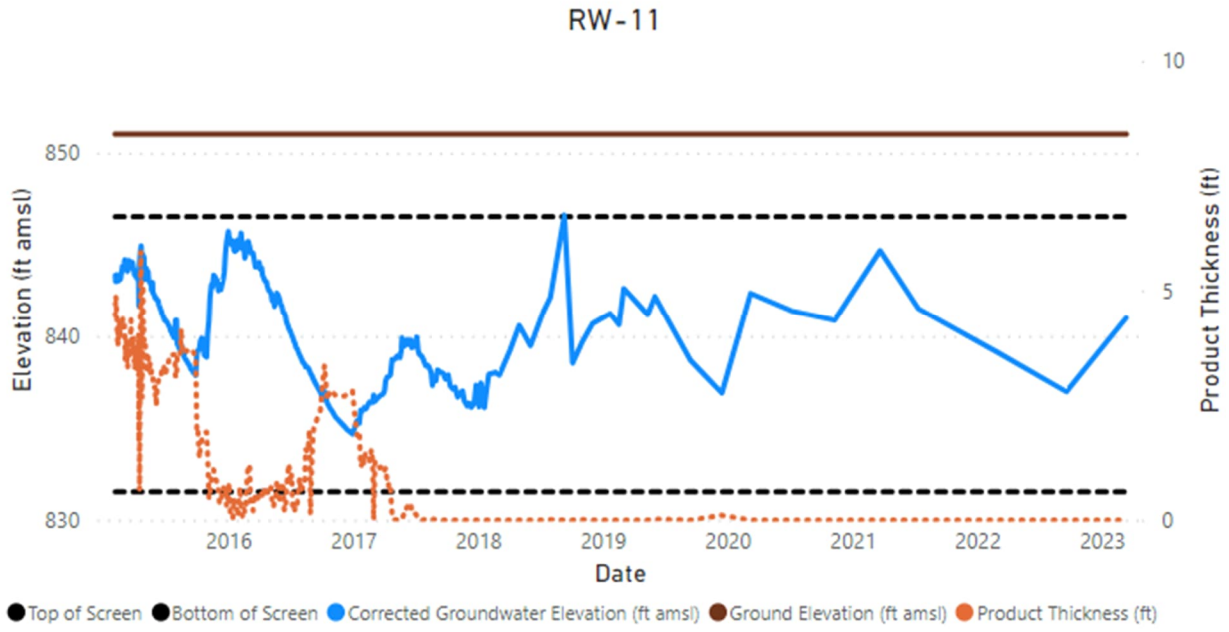
RW-11
Elevation (ft amsl)
850
840
830
Product Thickness (ft)
10
5
0
2016
2017
2018
2019
2020
2021
2022
2023
Date
Top of Screen
Bottom of Screen
Corrected Groundwater Elevation (ft amsl)
Ground Elevation (ft amsl)
Product Thickness (ft)

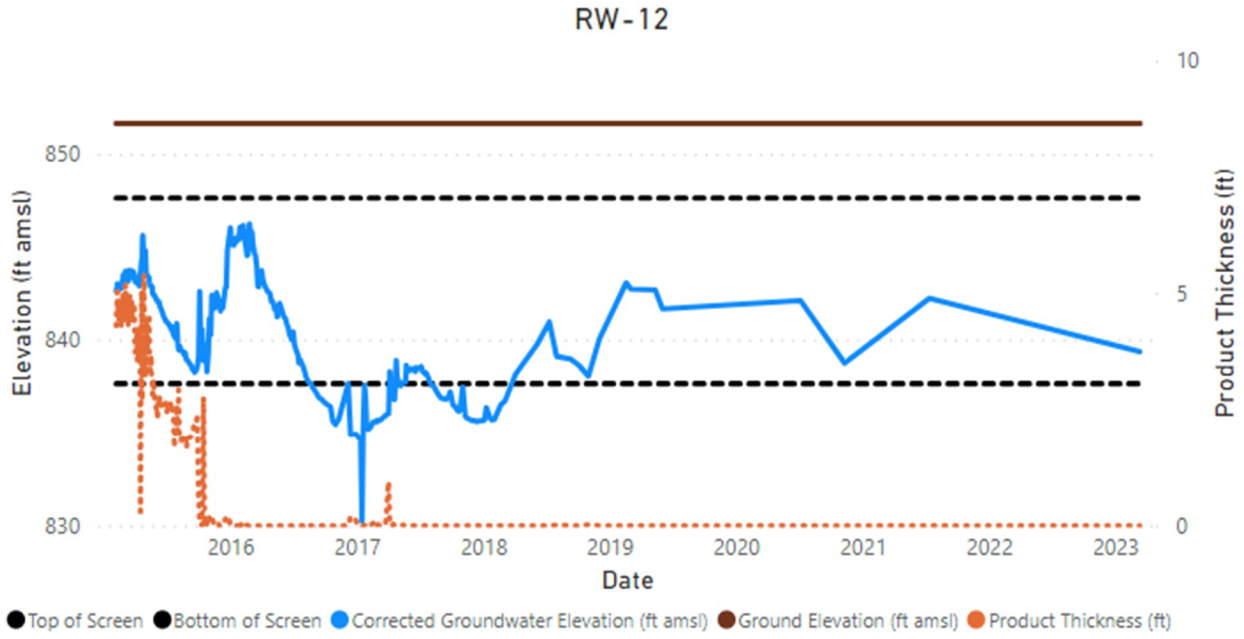
RW-12
Elevation (ft amsl)
850
840
830
Product Thickness (ft)
10
5
0
2016
2017
2018
2019
2020
2021
2022
2023
Date
Top of Screen
Bottom of Screen
Corrected Groundwater Elevation (ft amsl)
Ground Elevation (ft amsl)
Product Thickness (ft)

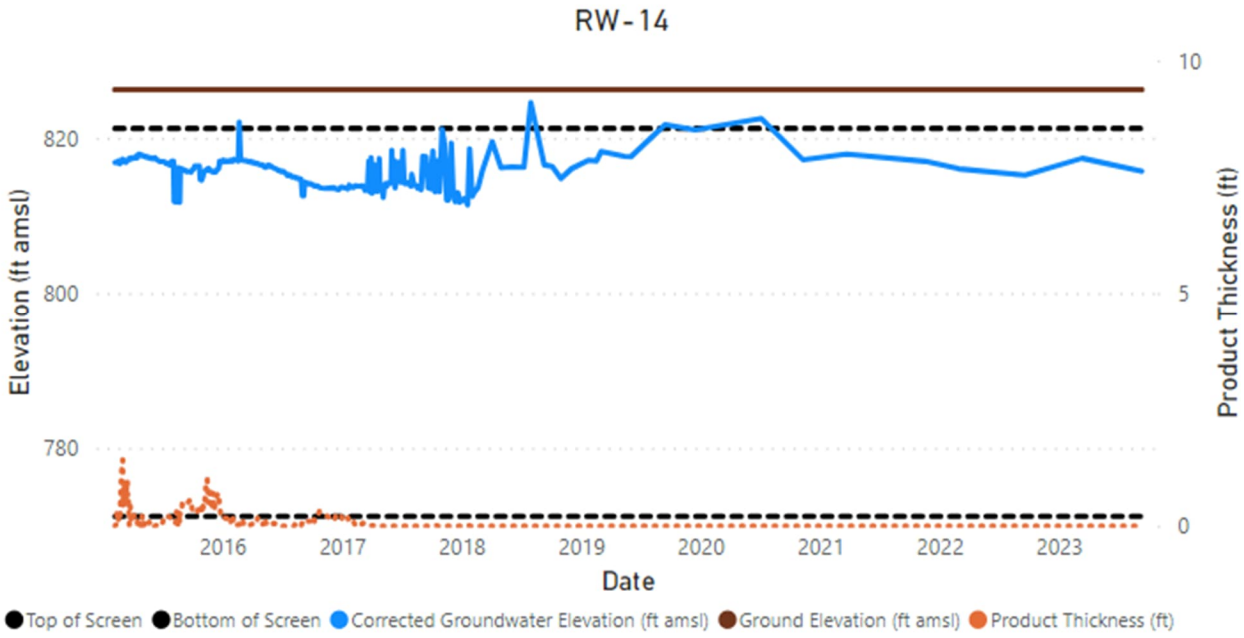
RW-14
Elevation (ft amsl)
820
800
780
10
5
0
Product Thickness (ft)
2016
2017
2018
2019
2020
2021
2022
2023
Date
Top of Screen
Bottom of Screen
Corrected Groundwater Elevation (ft amsl)
Ground Elevation (ft amsl)
Product Thickness (ft)

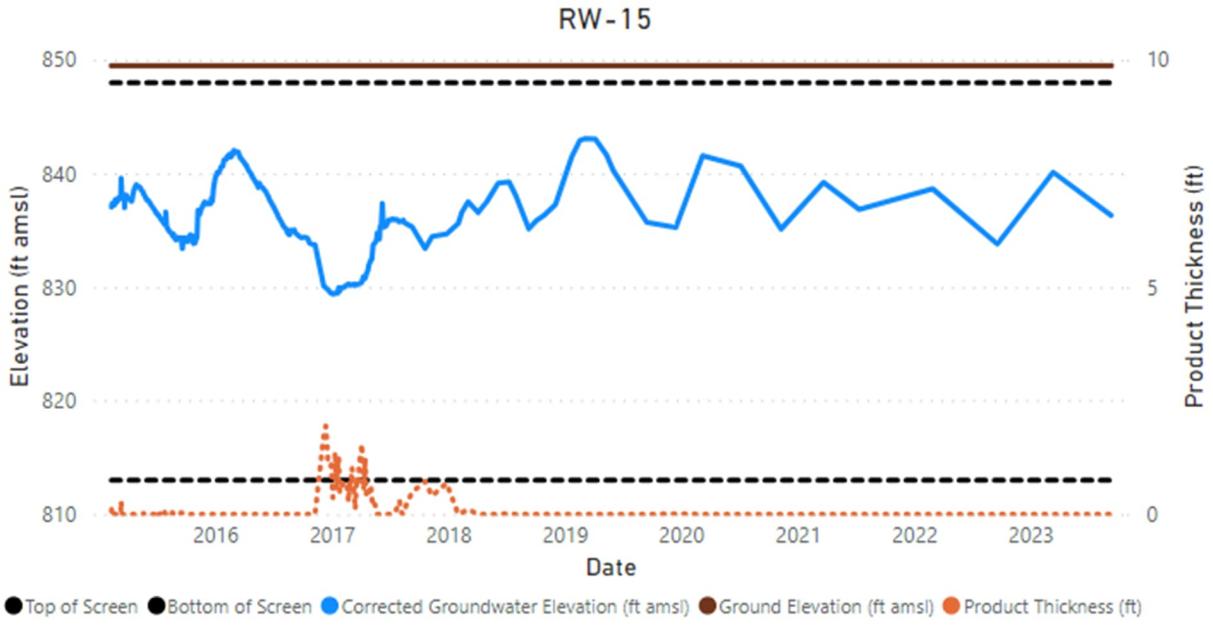
RW-15
Elevation (ft amsl)
850
840
830
820
810
10
5
0
Product Thickness (ft)
2016
2017
2018
2019
2020
2021
2022
2023
Date
Top of Screen
Bottom of Screen
Corrected Groundwater Elevation (ft amsl)
Ground Elevation (ft amsl)
Product Thickness (ft)

Attachment B
Surface Water Analytical Trends

SW-01

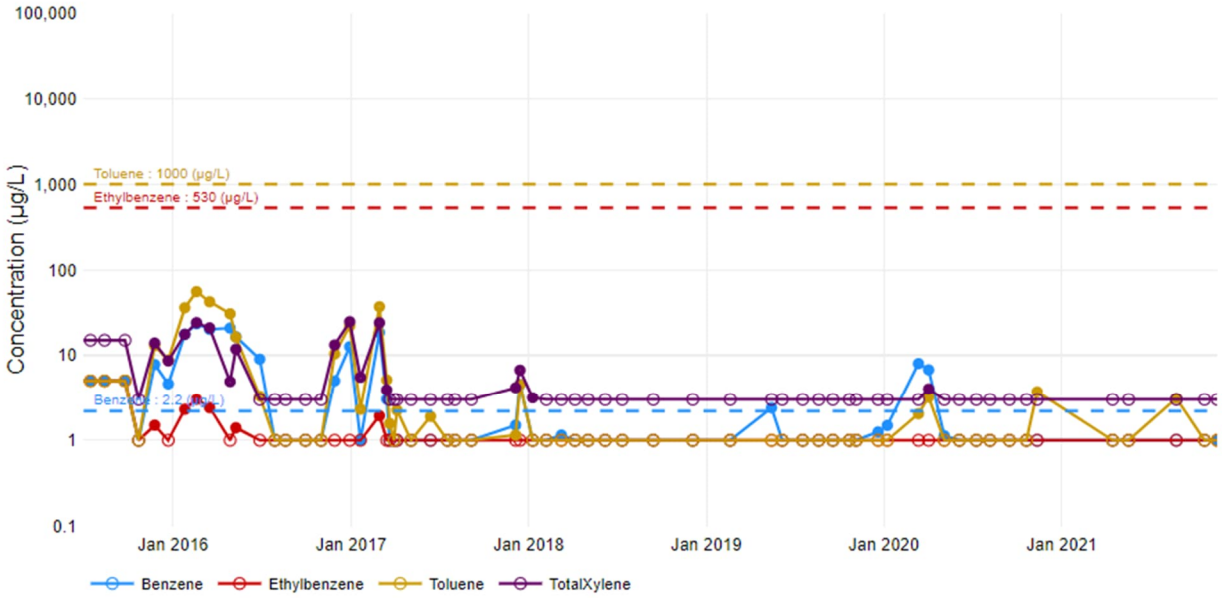

Note: Open circles denote that the compound was not detected; non-detects are plotted at the reporting limit.

SW-02

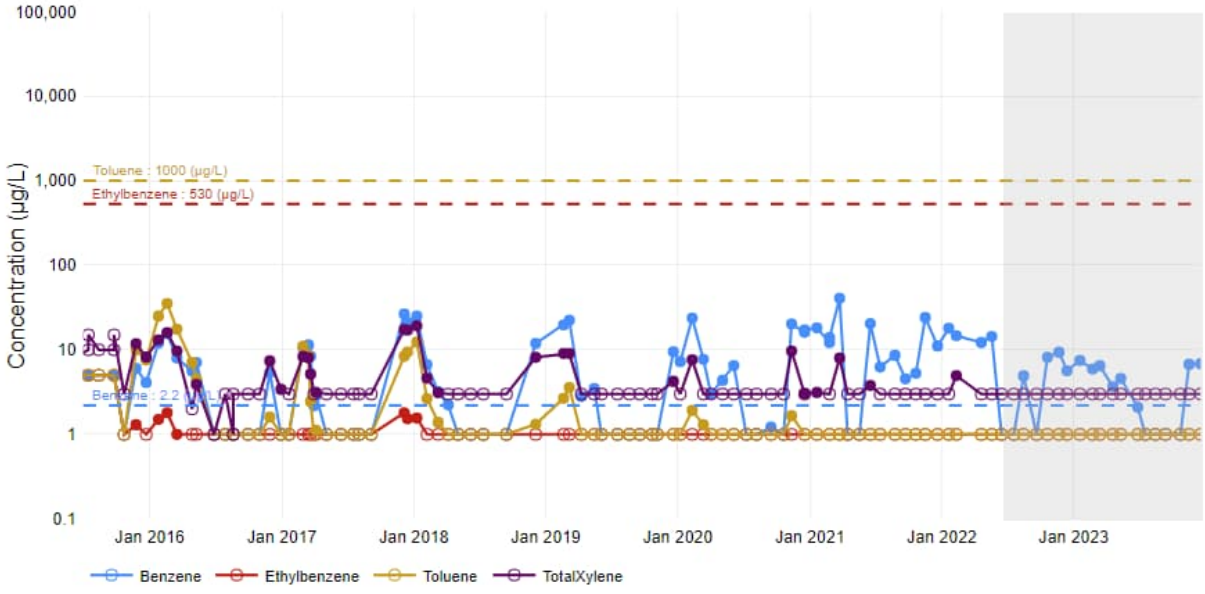

Note: Open circles denote that the compound was not detected; non-detects are plotted at the reporting limit.

SW-04

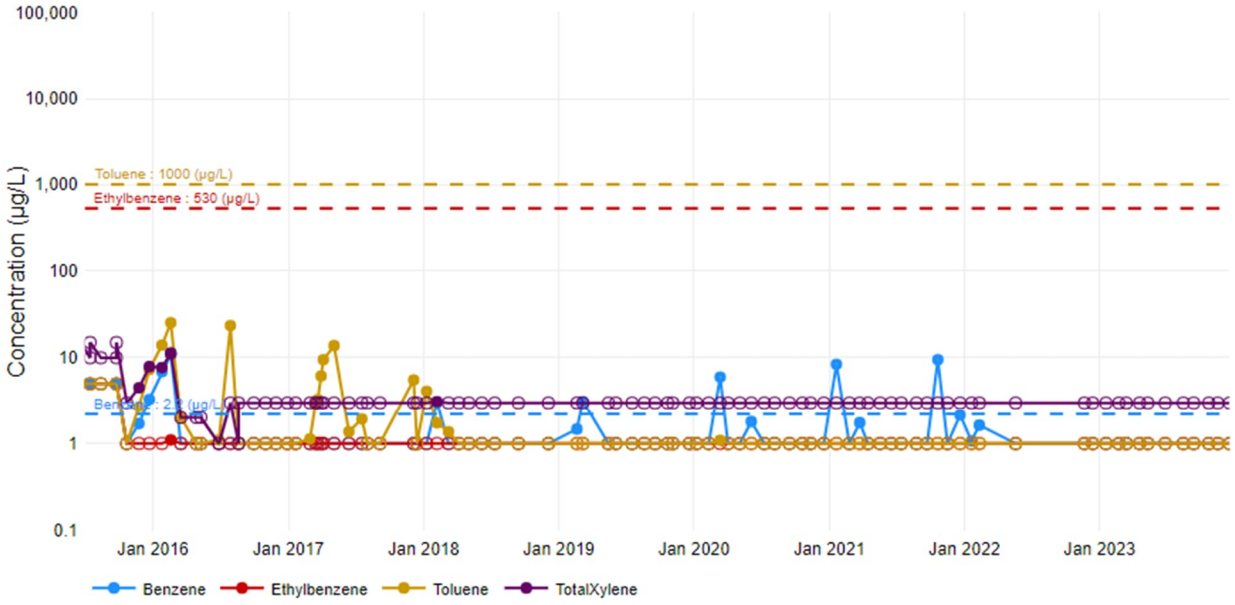

Note: Open circles denote that the compound was not detected; non-detects are plotted at the reporting limit.

SW-08

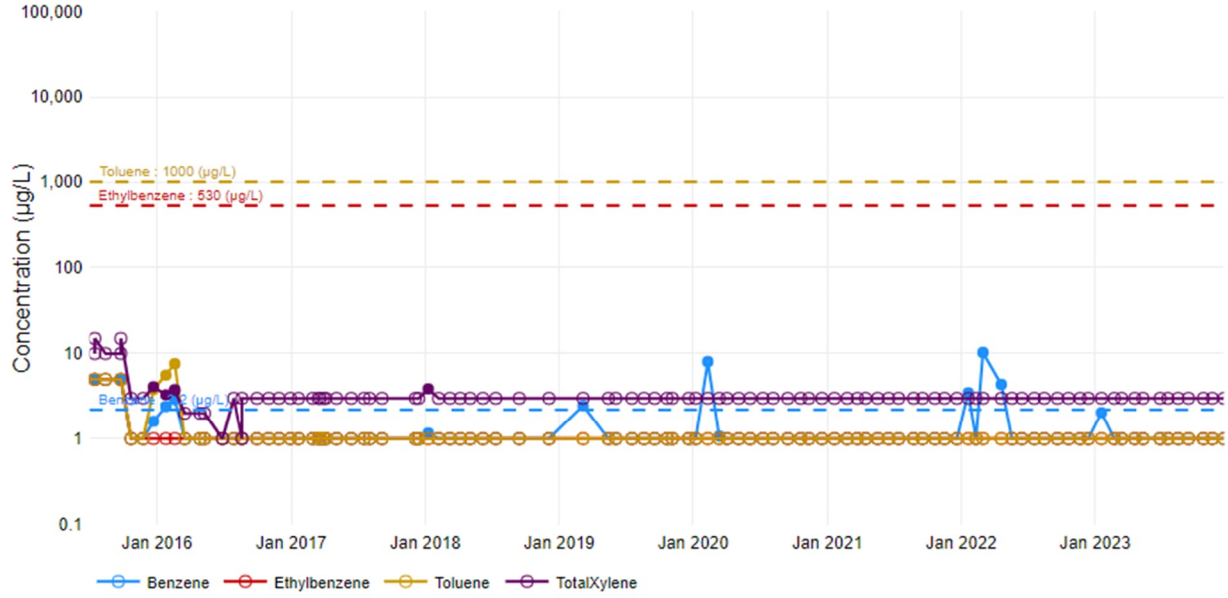

Note: Open circles denote that the compound was not detected; non-detects are plotted at the reporting limit.

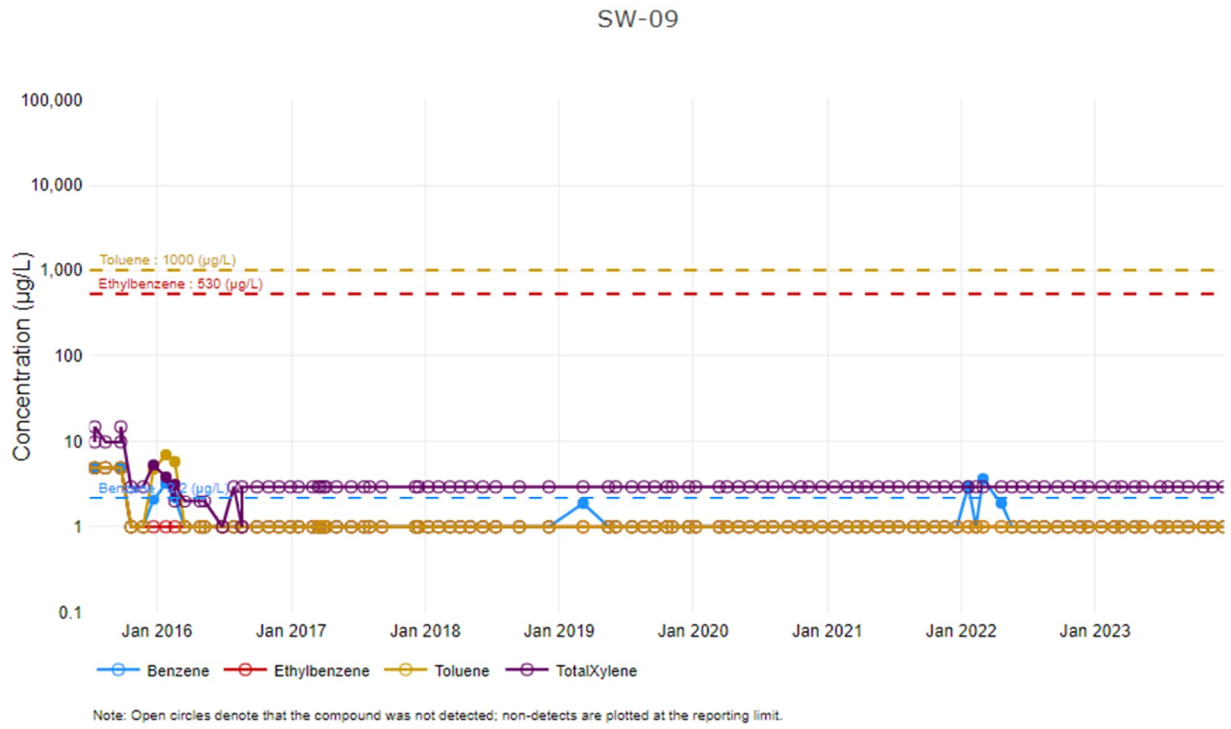
SW-09
100,000
10,000
1,000
100
10
1
0.1
Concentration (µg/L)
Toluene : 1000 (µg/L)
Ethylbenzene : 530 (µg/L)
Benzene : 2.2 (µg/L)
Jan 2016
Jan 2017
Jan 2018
Jan 2019
Jan 2020
Jan 2021
Jan 2022
Jan 2023
Benzene
Ethylbenzene
Toluene
TotalXylene
Note: Open circles denote that the compound was not detected; non-detects are plotted at the reporting limit.

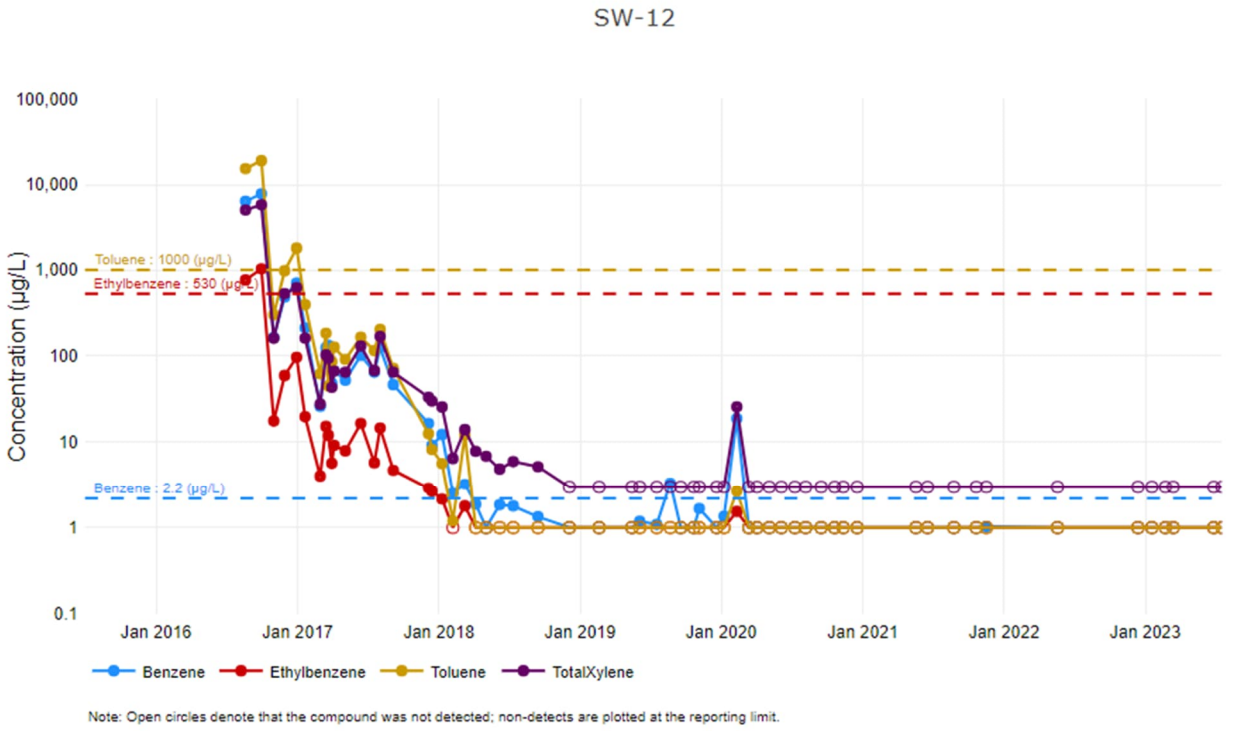
SW-12
100,000
10,000
1,000
100
10
1
0.1
Concentration (µg/L)
Toluene : 1000 (µg/L)
Ethylbenzene : 530 (µg/L)
Benzene : 2.2 (µg/L)
Jan 2016
Jan 2017
Jan 2018
Jan 2019
Jan 2020
Jan 2021
Jan 2022
Jan 2023
Benzene
Ethylbenzene
Toluene
TotalXylene
Note: Open circles denote that the compound was not detected; non-detects are plotted at the reporting limit.

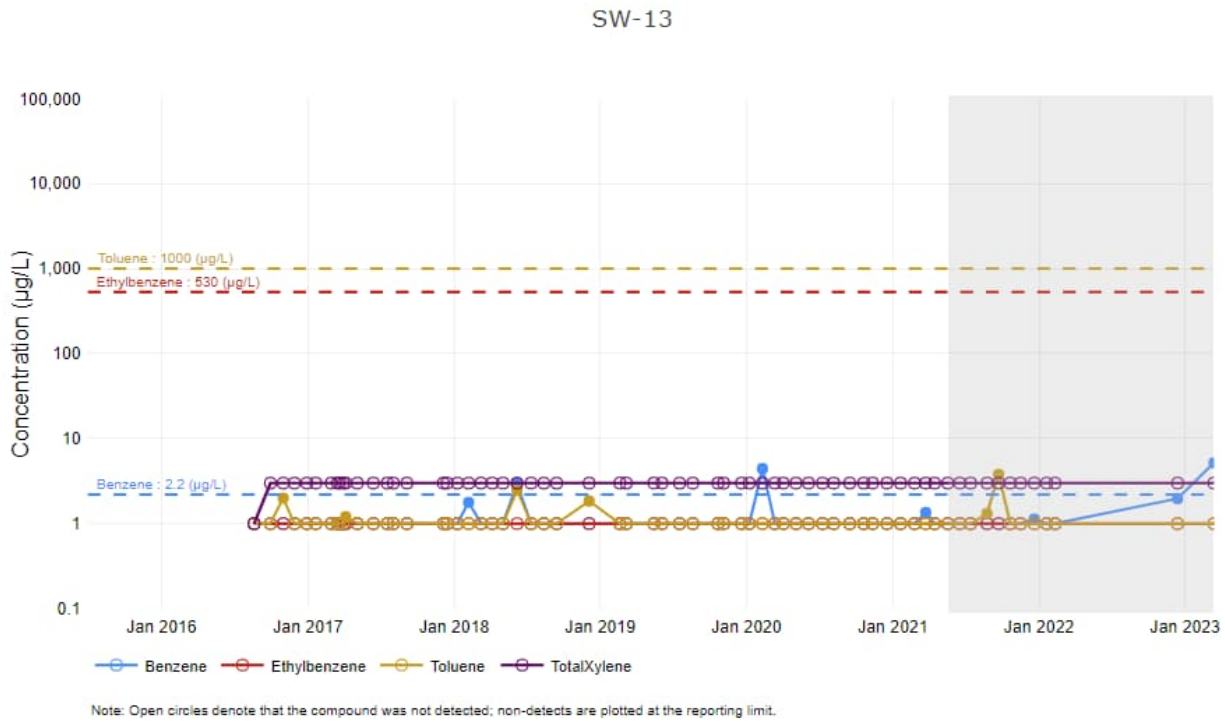
SW-13
100,000
10,000
1,000
100
10
1
0.1
Concentration (µg/L)
Toluene : 1000 (µg/L)
Ethylbenzene : 530 (µg/L)
Benzene : 2.2 (µg/L)
Jan 2016
Jan 2017
Jan 2018
Jan 2019
Jan 2020
Jan 2021
Jan 2022
Jan 2023
Benzene
Ethylbenzene
Toluene
TotalXylene
Note: Open circles denote that the compound was not detected; non-detects are plotted at the reporting limit.

Attachment C
Groundwater Analytical Trends

Browns Creek Monitoring Well Trends

MW-12B

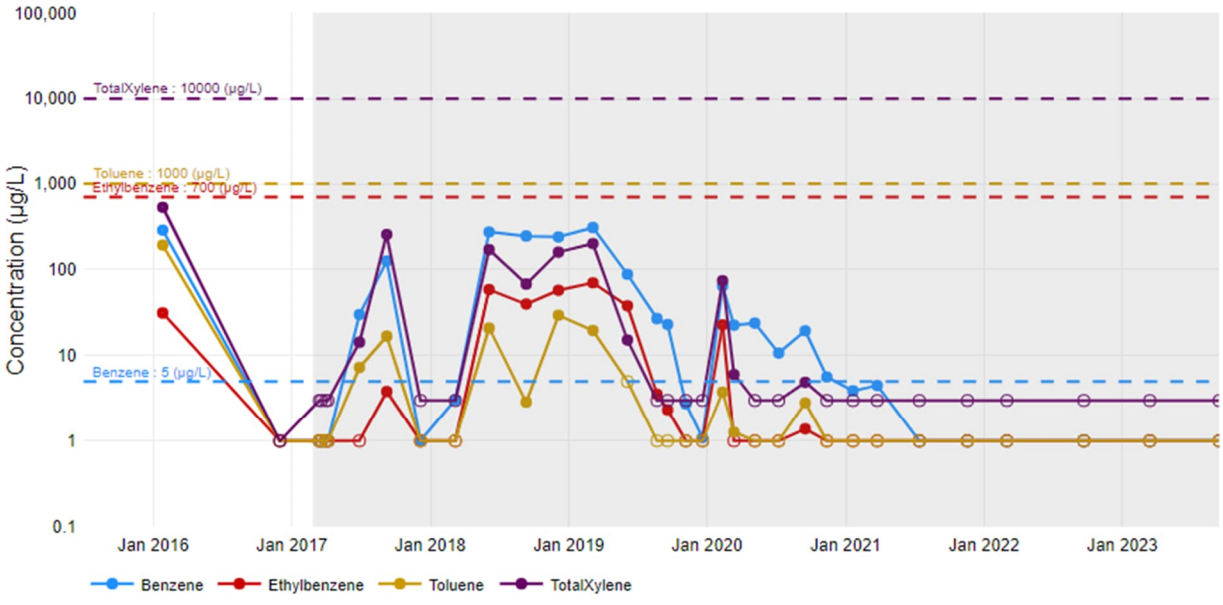

Note: Gray shading represents active air sparging

Open circles denote that the compound was not detected; non-detects are plotted at the reporting limit.

MW-15

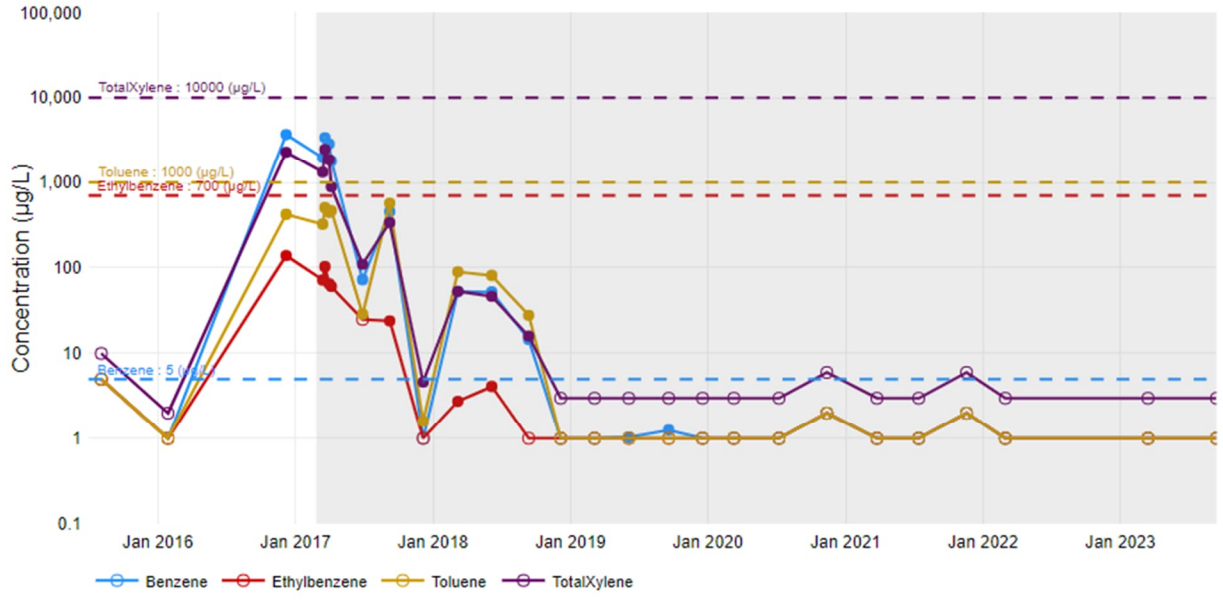

Note: Gray shading represents active air sparging

Open circles denote that the compound was not detected; non-detects are plotted at the reporting limit.

MW-15B

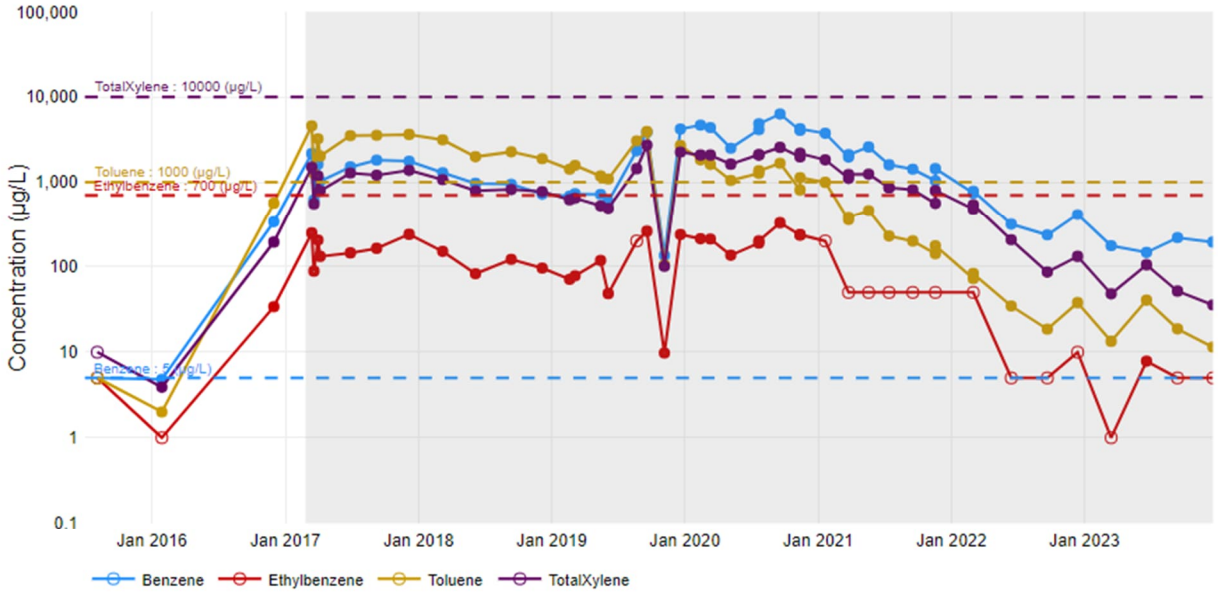

Note: Gray shading represents active air sparging

Open circles denote that the compound was not detected; non-detects are plotted at the reporting limit.

MW-25

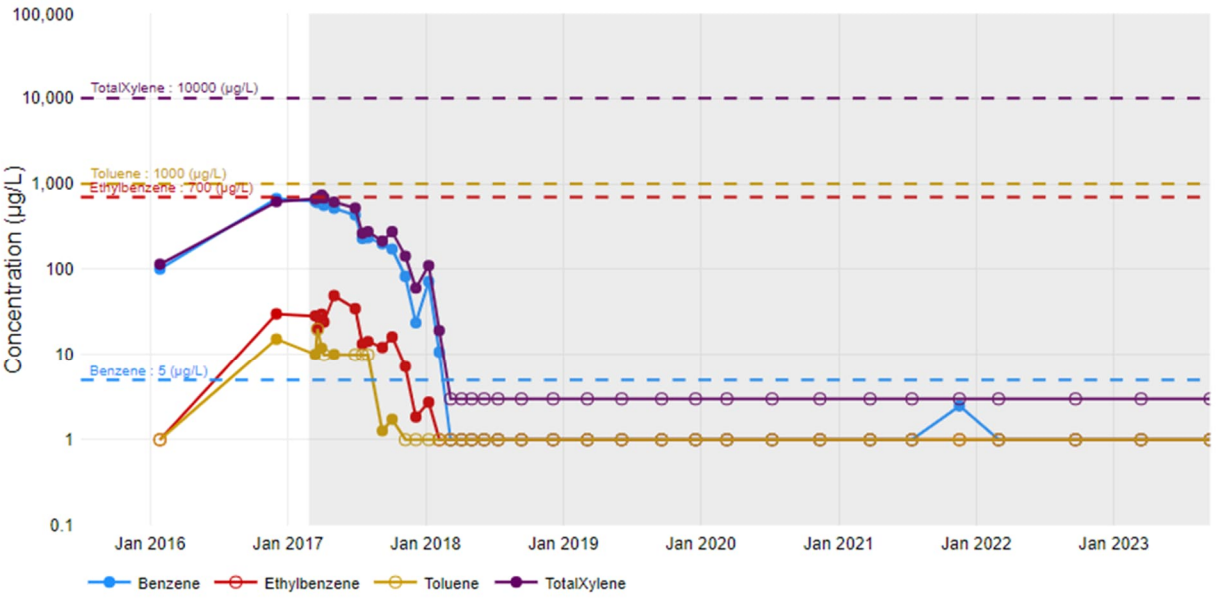

Note: Gray shading represents active air sparging

Open circles denote that the compound was not detected; non-detects are plotted at the reporting limit.

MW-28

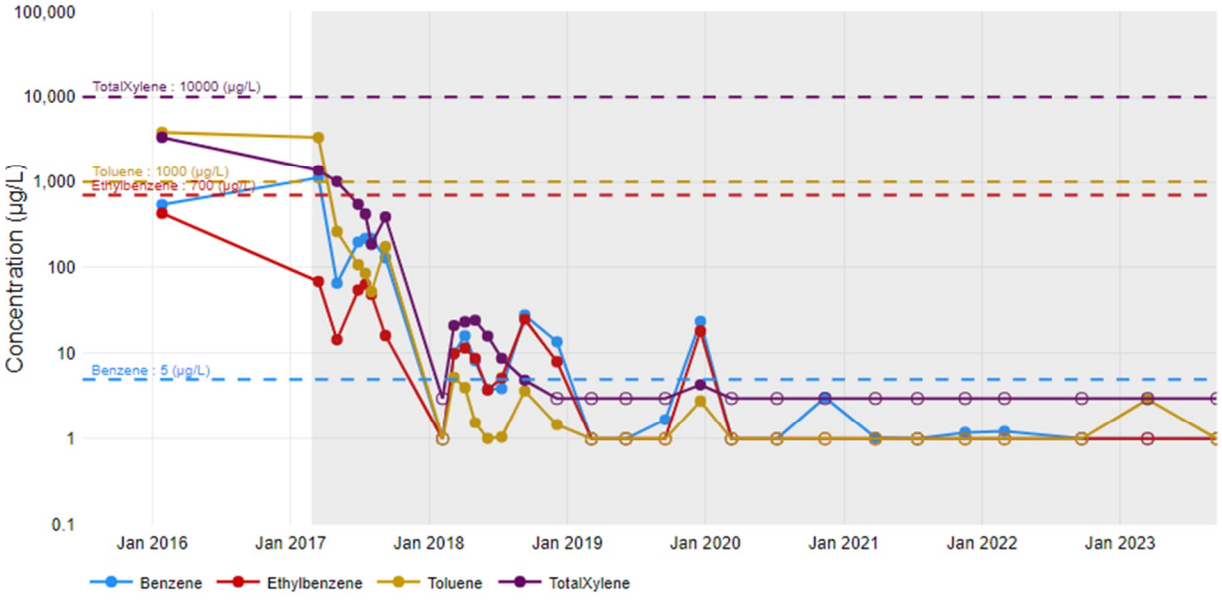

Note: Gray shading represents active air sparging

Open circles denote that the compound was not detected; non-detects are plotted at the reporting limit.

MW-34

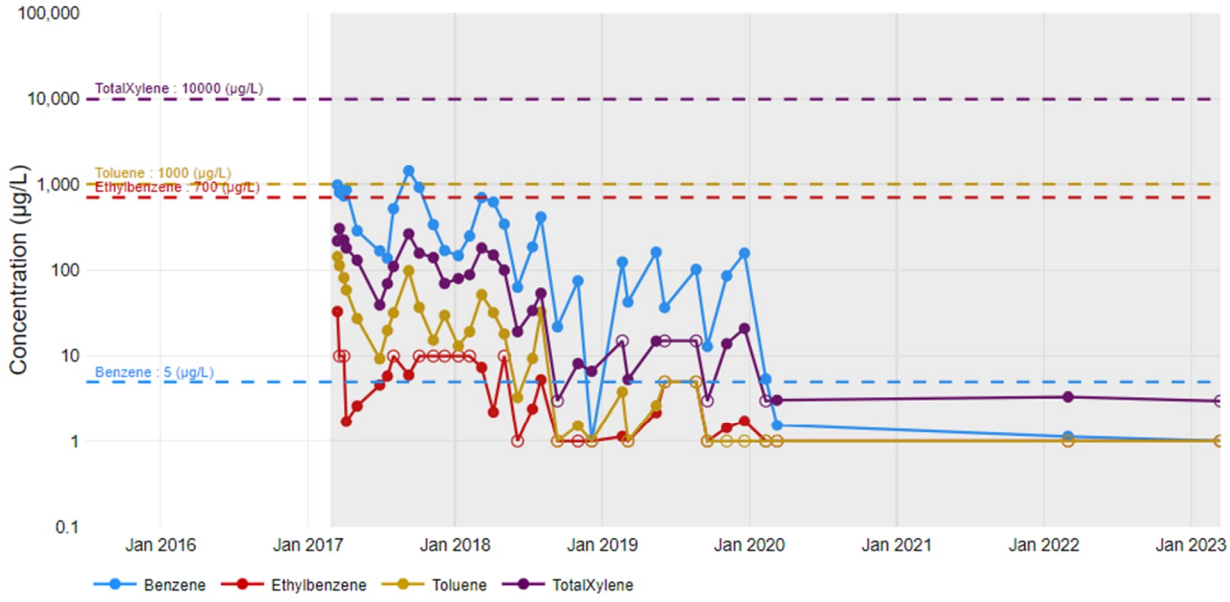

Note: Gray shading represents active air sparging

Open circles denote that the compound was not detected; non-detects are plotted at the reporting limit.

MW-38

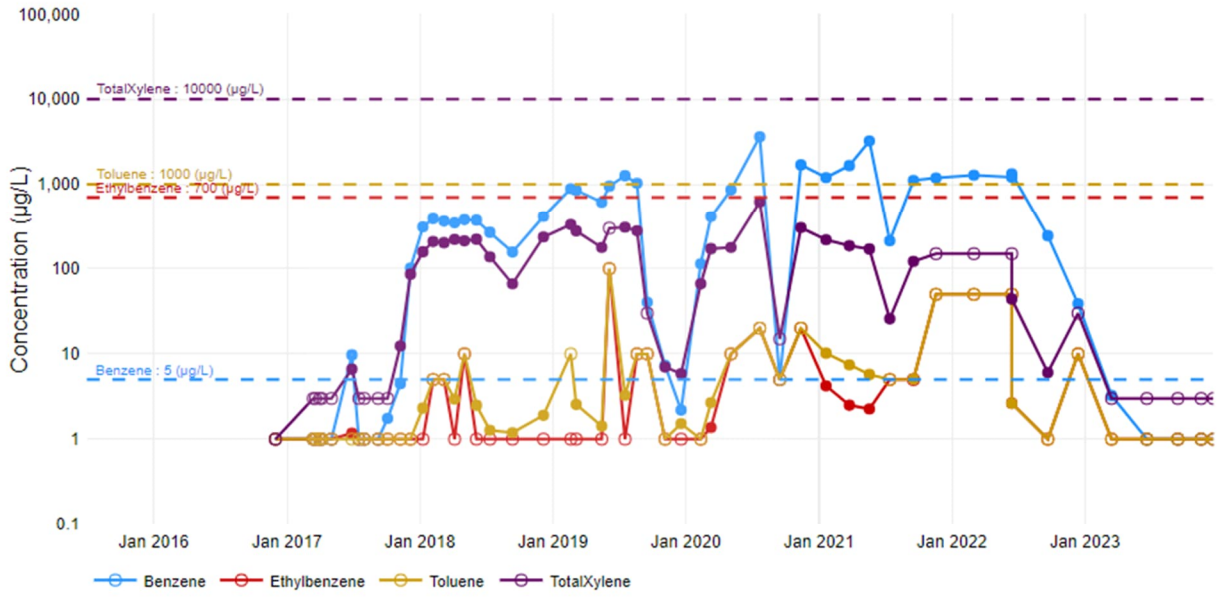

Note: Gray shading represents active air sparging

Open circles denote that the compound was not detected; non-detects are plotted at the reporting limit.

MW-38B

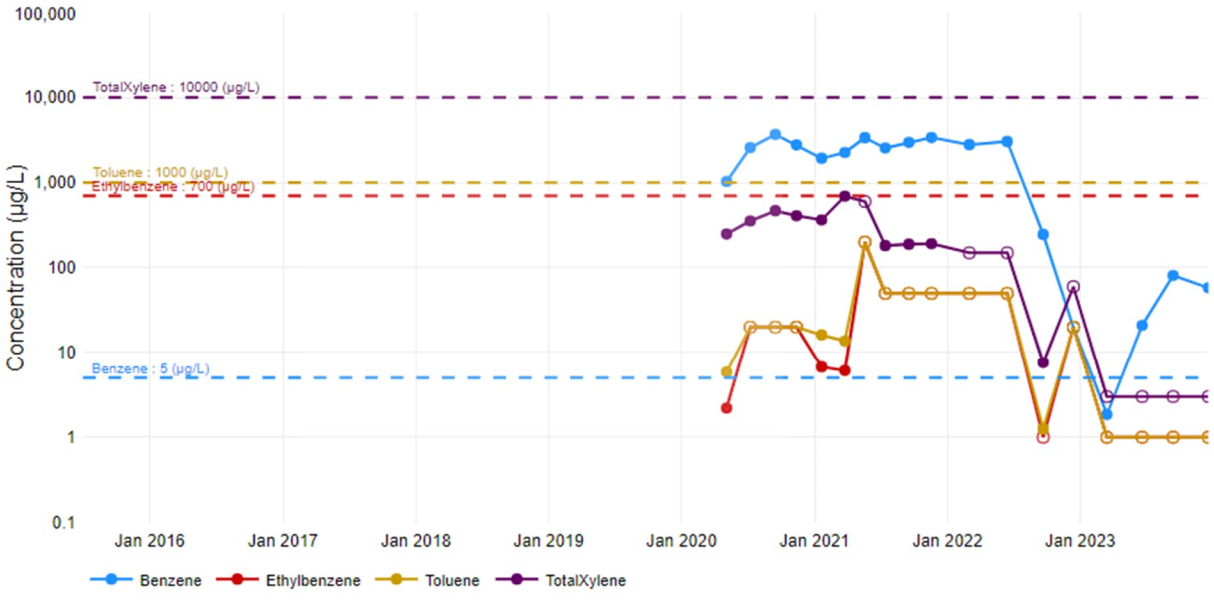

Note: Gray shading represents active air sparging

Open circles denote that the compound was not detected; non-detects are plotted at the reporting limit.

MW-39

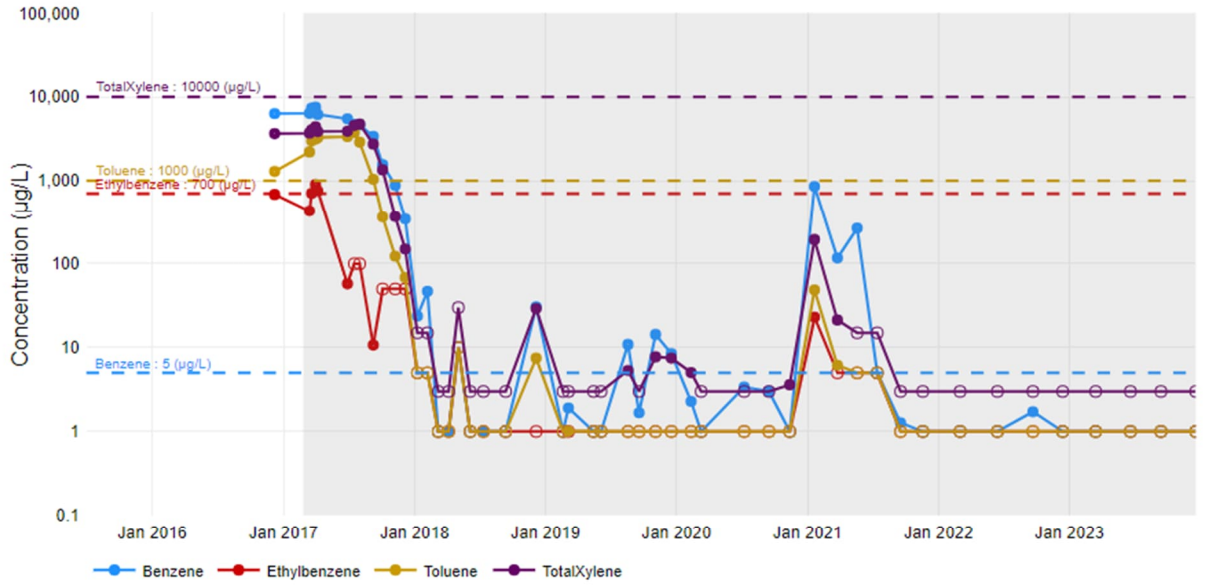

Note: Gray shading represents active air sparging

Open circles denote that the compound was not detected; non-detects are plotted at the reporting limit.

MW-40

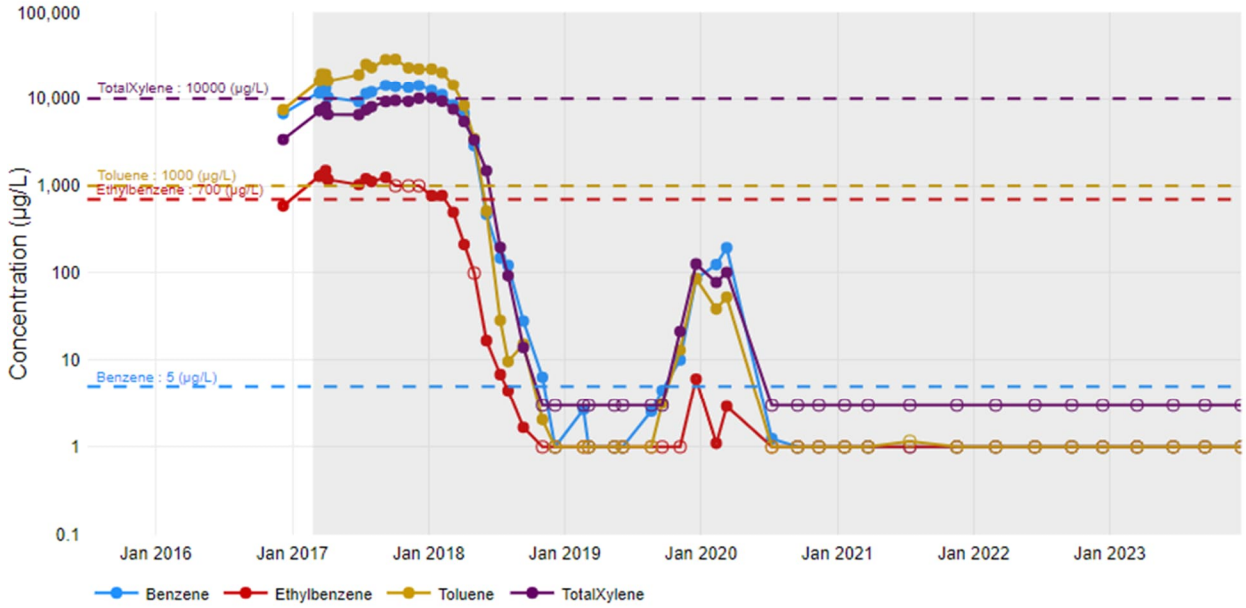

Note: Gray shading represents active air sparging

Open circles denote that the compound was not detected; non-detects are plotted at the reporting limit.

Cupboard Creek Monitoring Well Trends

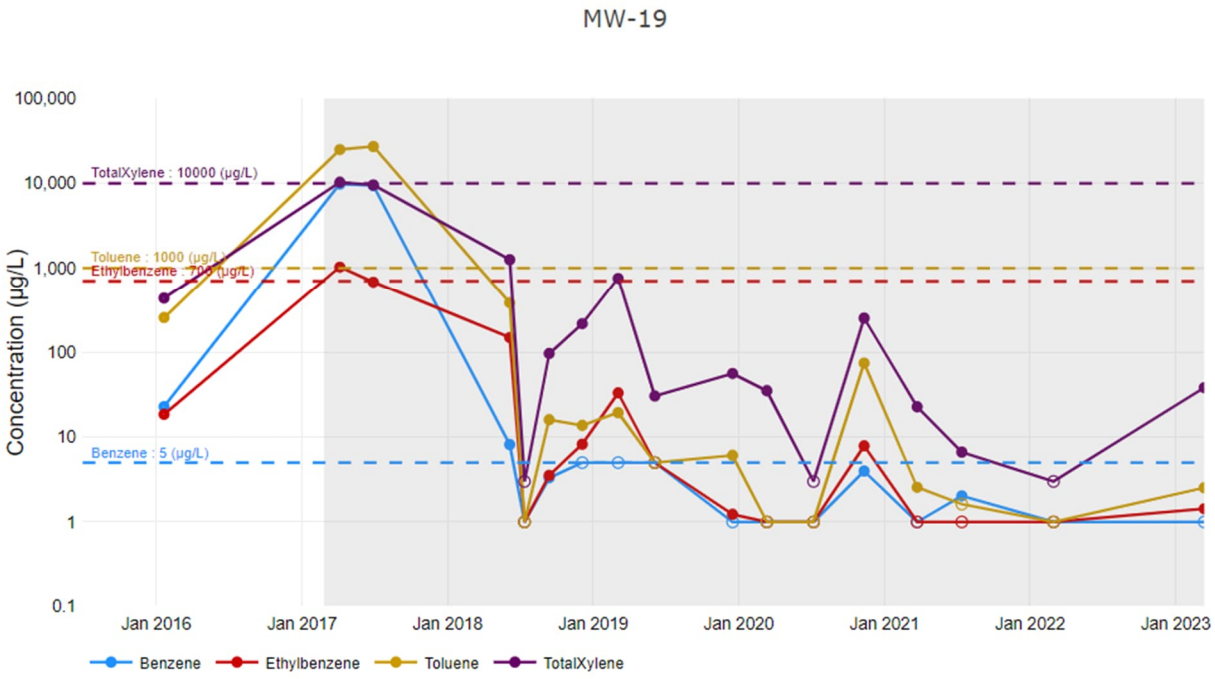

Note: Gray shading represents active air sparging

Open circles denote that the compound was not detected; non-detects are plotted at the reporting limit.

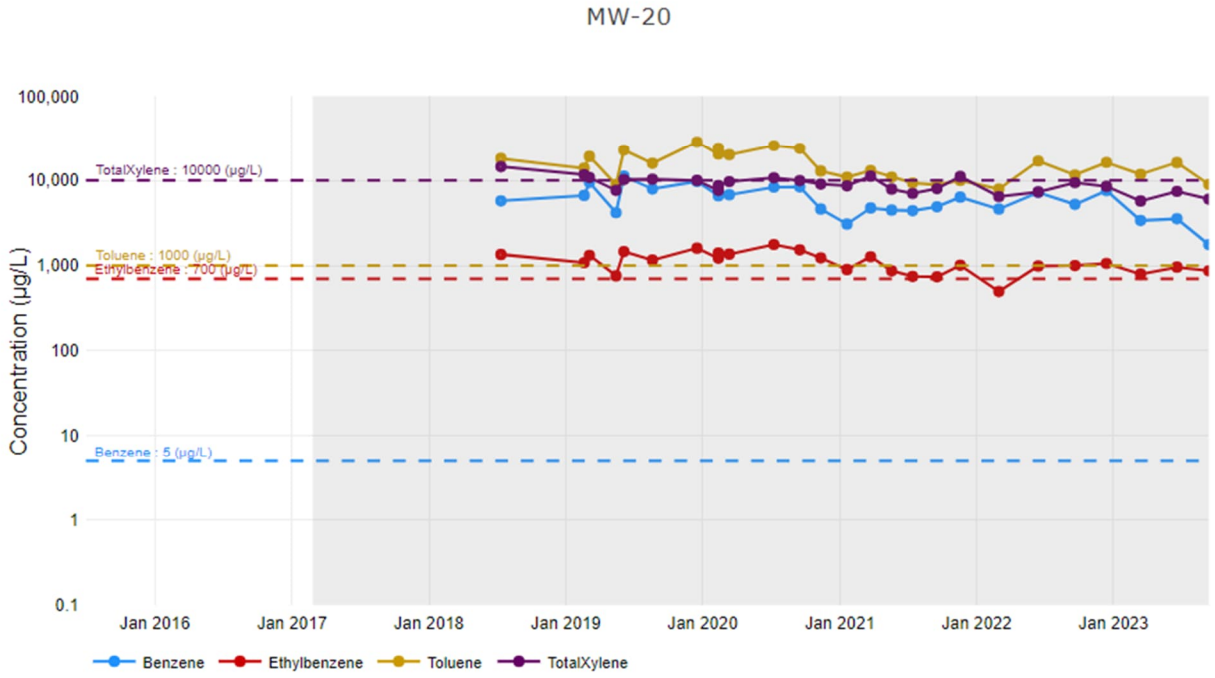

Note: Gray shading represents active air sparging

Open circles denote that the compound was not detected; non-detects are plotted at the reporting limit.

MW-23

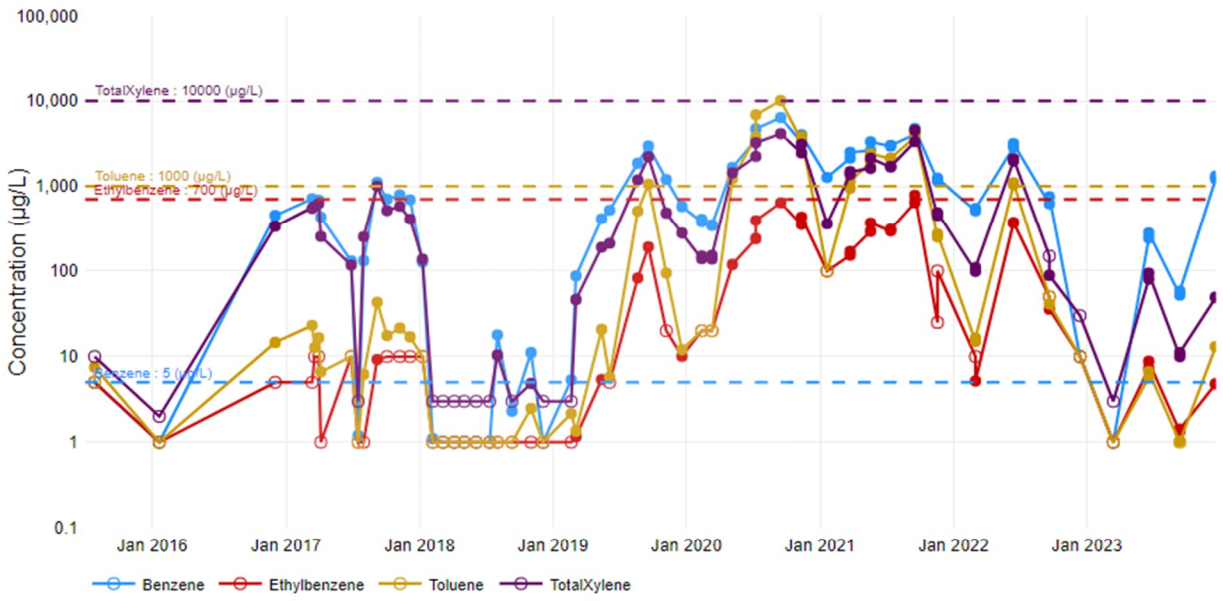

Note: Gray shading represents active air sparging

Open circles denote that the compound was not detected; non-detects are plotted at the reporting limit.

MW-46

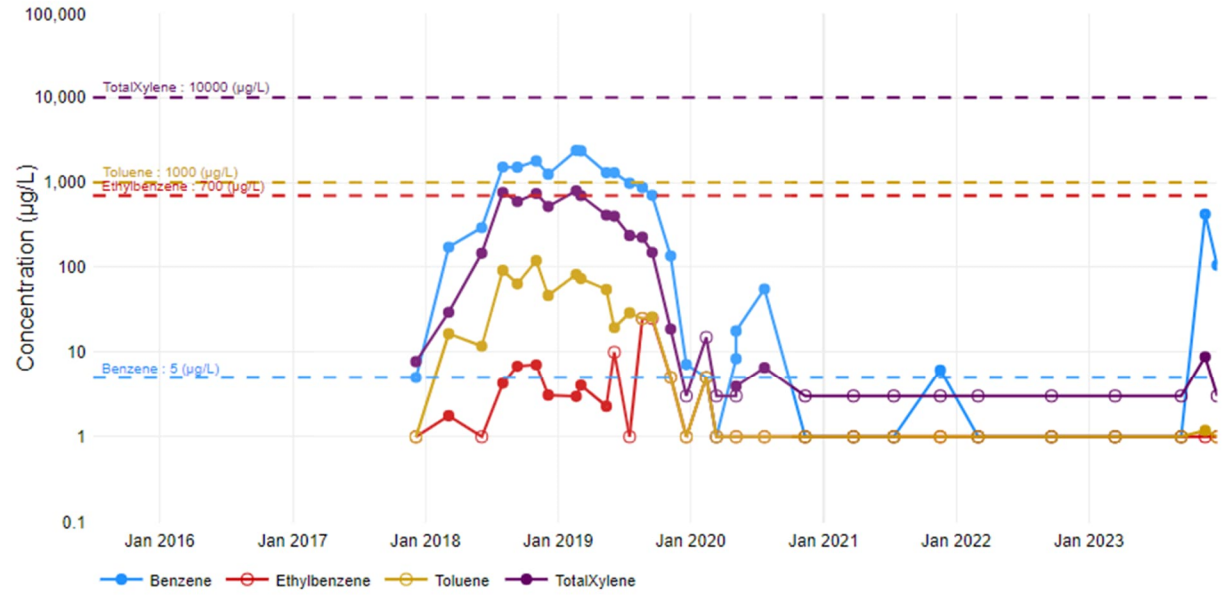

Note: Gray shading represents active air sparging

Open circles denote that the compound was not detected; non-detects are plotted at the reporting limit.

MW-56

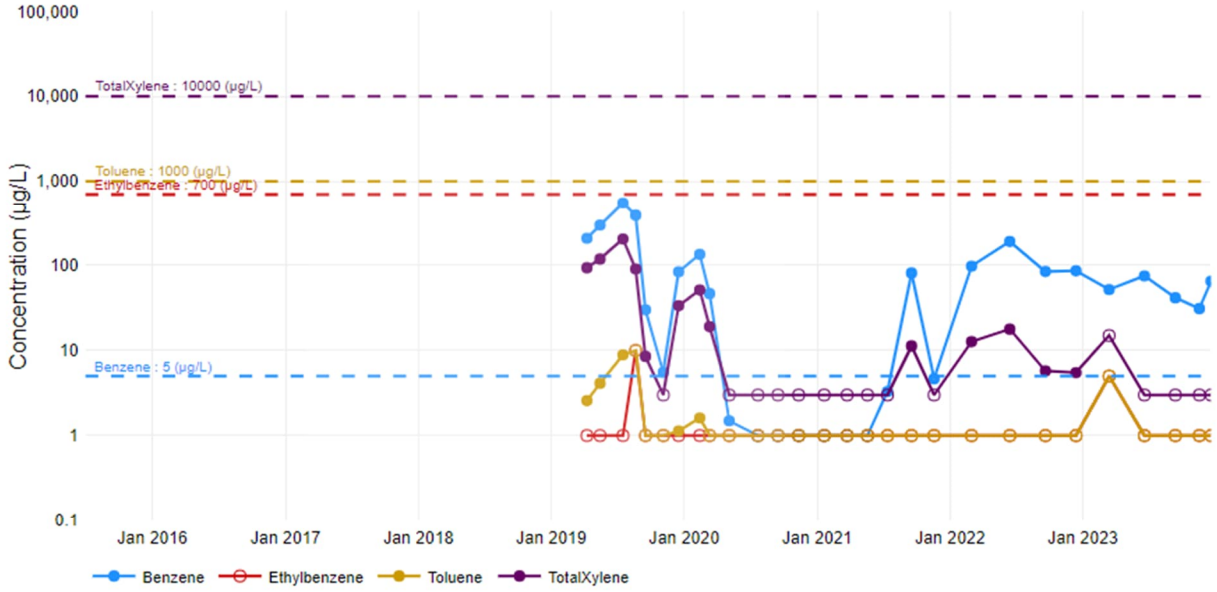

Note: Gray shading represents active air sparging

Open circles denote that the compound was not detected; non-detects are plotted at the reporting limit.

MW-57

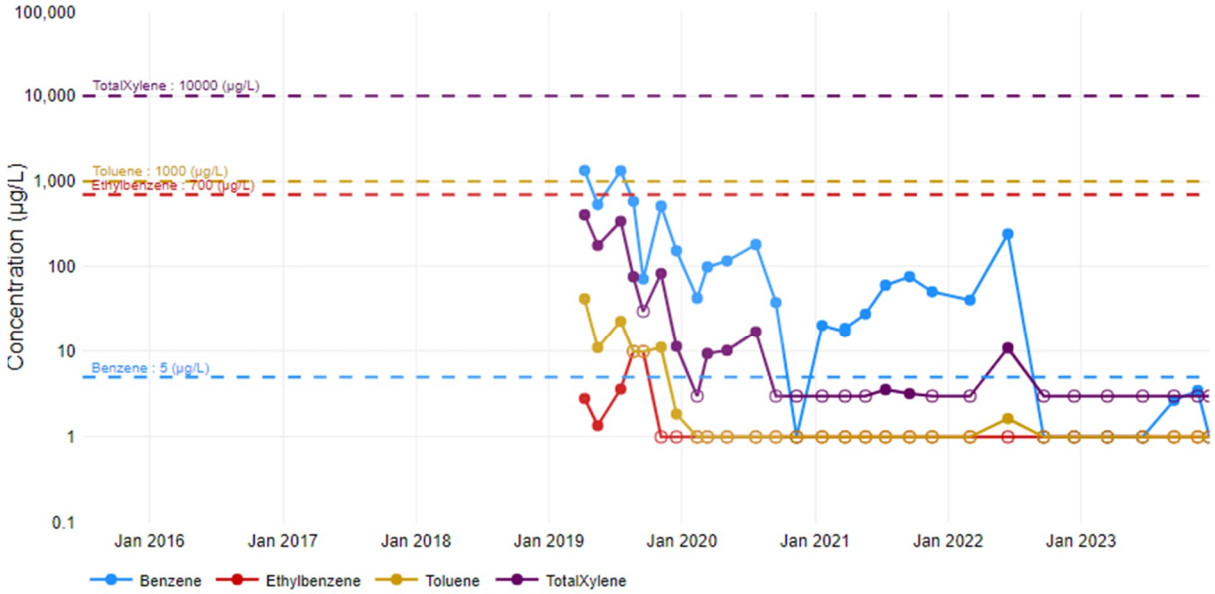

Note: Gray shading represents active air sparging

MW-58

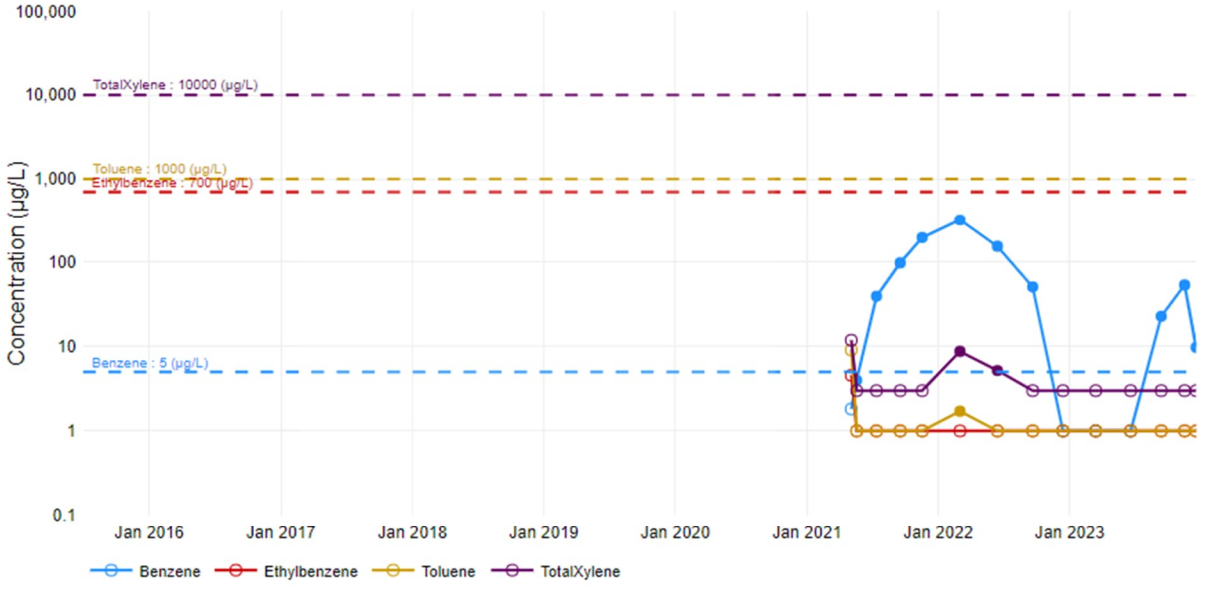

Note: Gray shading represents active air sparging

Open circles denote that the compound was not detected; non-detects are plotted at the reporting limit.

MW-59

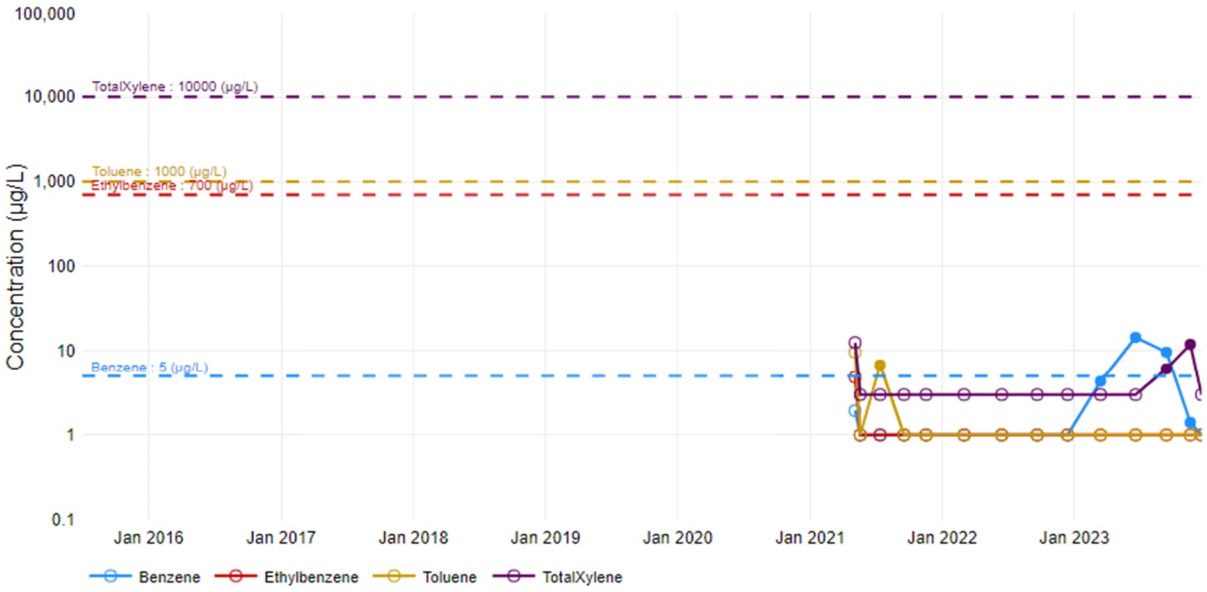

Note: Gray shading represents active air sparging

Open circles denote that the compound was not detected; non-detects are plotted at the reporting limit.

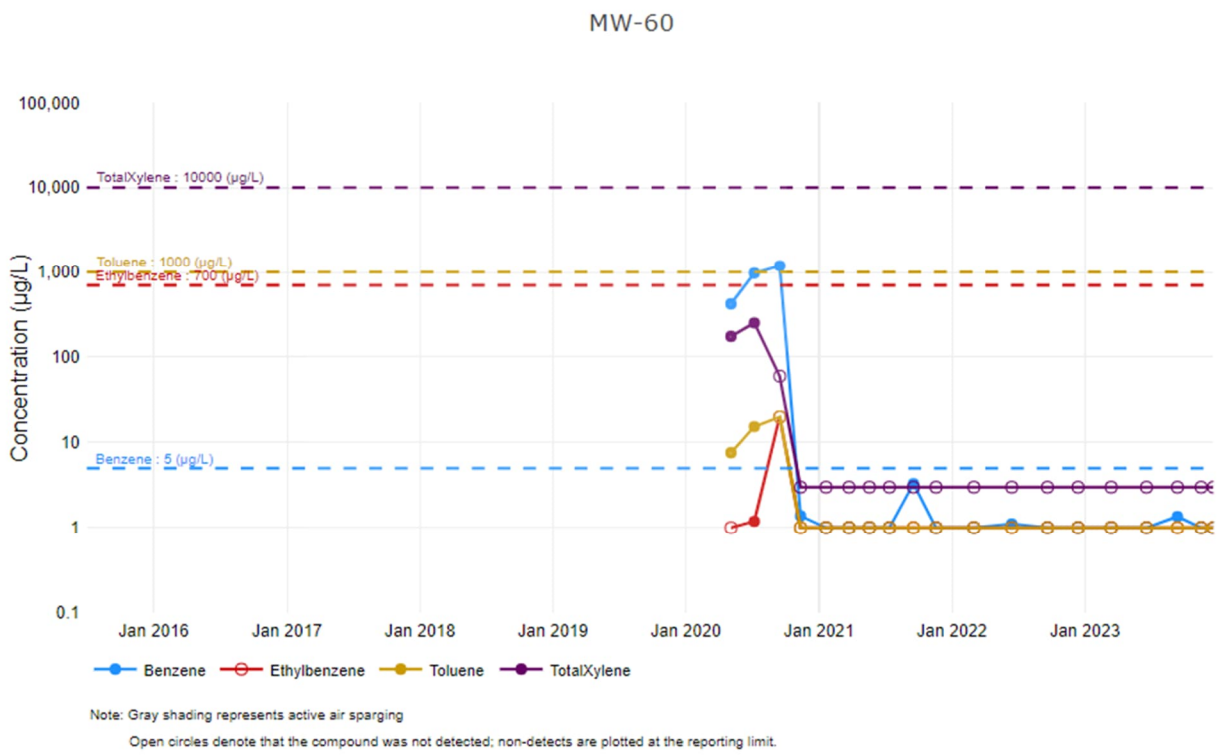

Note: Gray shading represents active air sparging

Open circles denote that the compound was not detected; non-detects are plotted at the reporting limit.

Hayfield Monitoring Well Trends

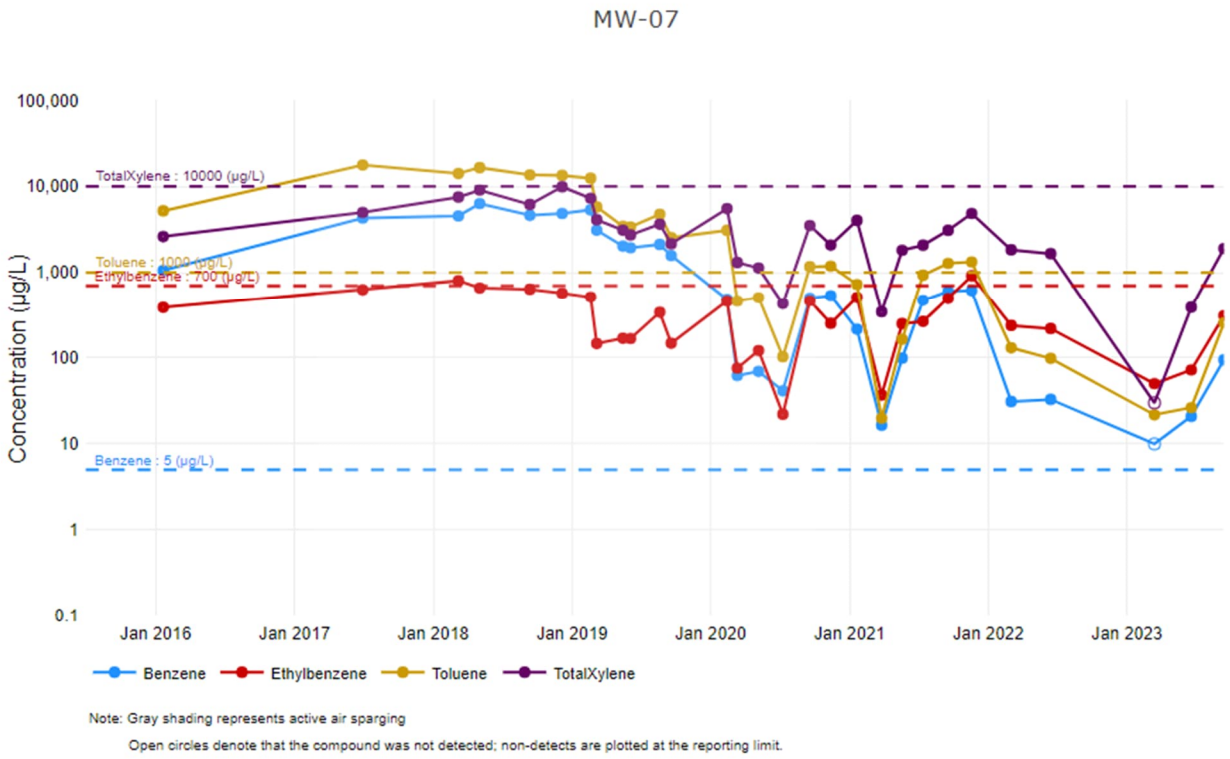

Note: Gray shading represents active air sparging

Open circles denote that the compound was not detected; non-detects are plotted at the reporting limit.

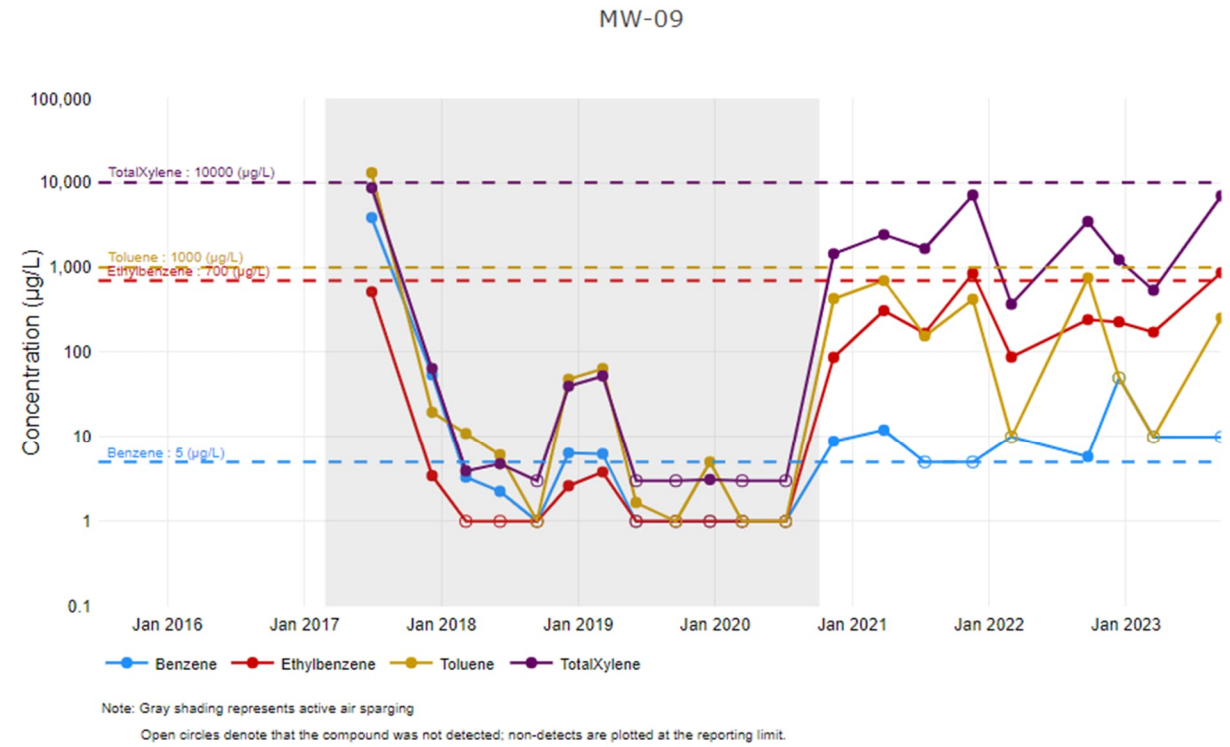

Note: Gray shading represents active air sparging

Open circles denote that the compound was not detected; non-detects are plotted at the reporting limit.

MW-09B

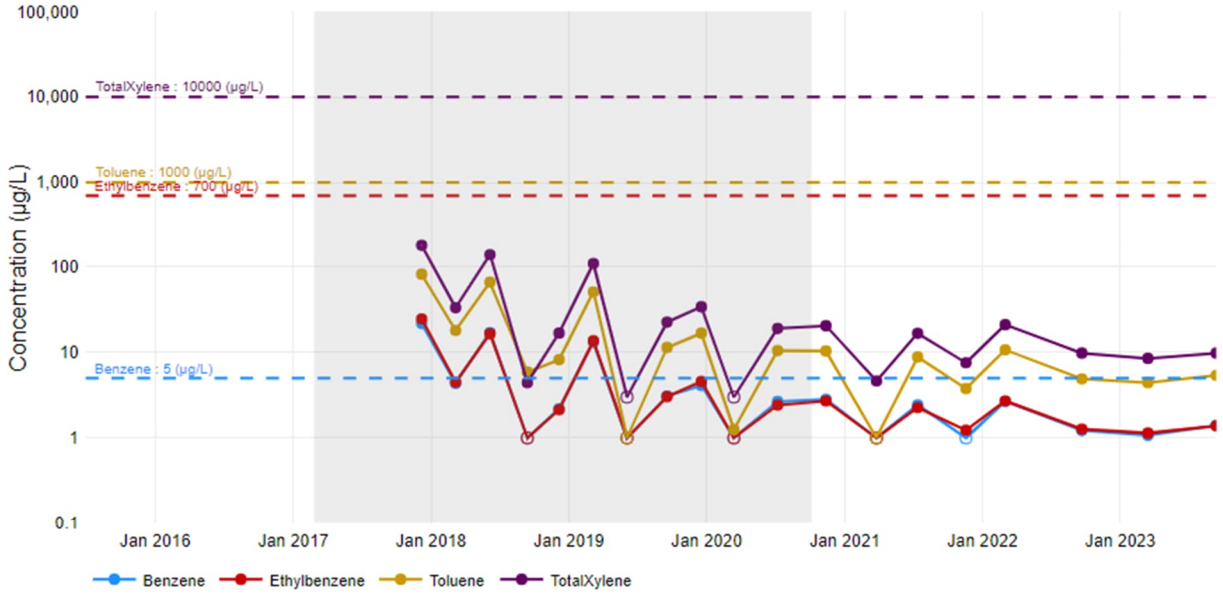

Note: Gray shading represents active air sparging

Open circles denote that the compound was not detected; non-detects are plotted at the reporting limit.

MW-13

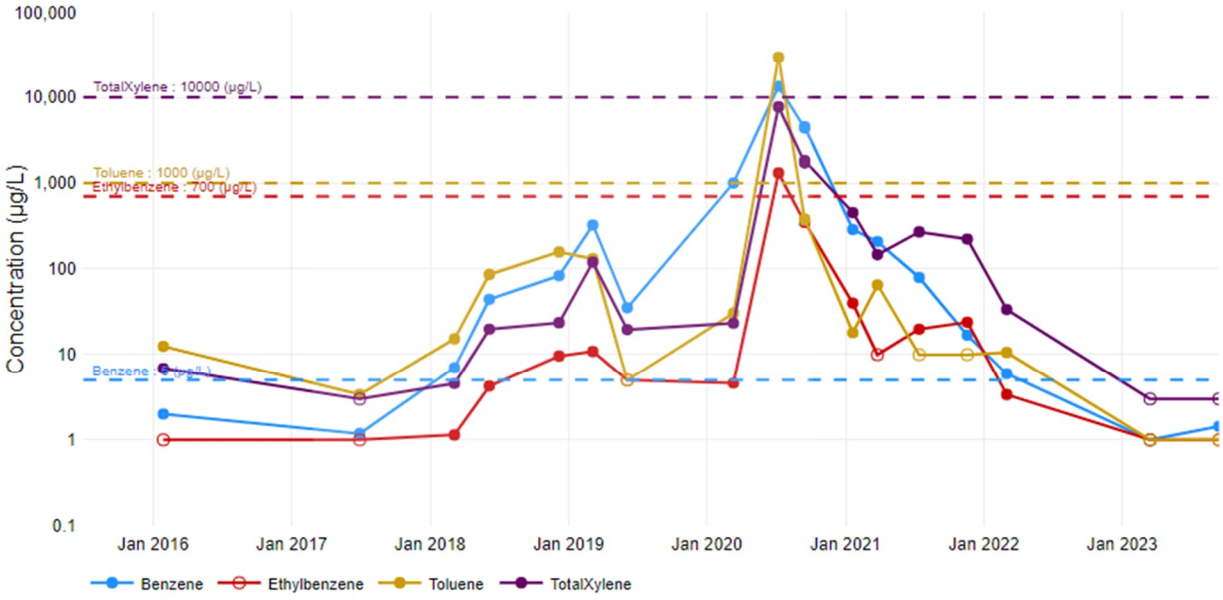

Note: Gray shading represents active air sparging

Open circles denote that the compound was not detected; non-detects are plotted at the reporting limit.

MW-13B

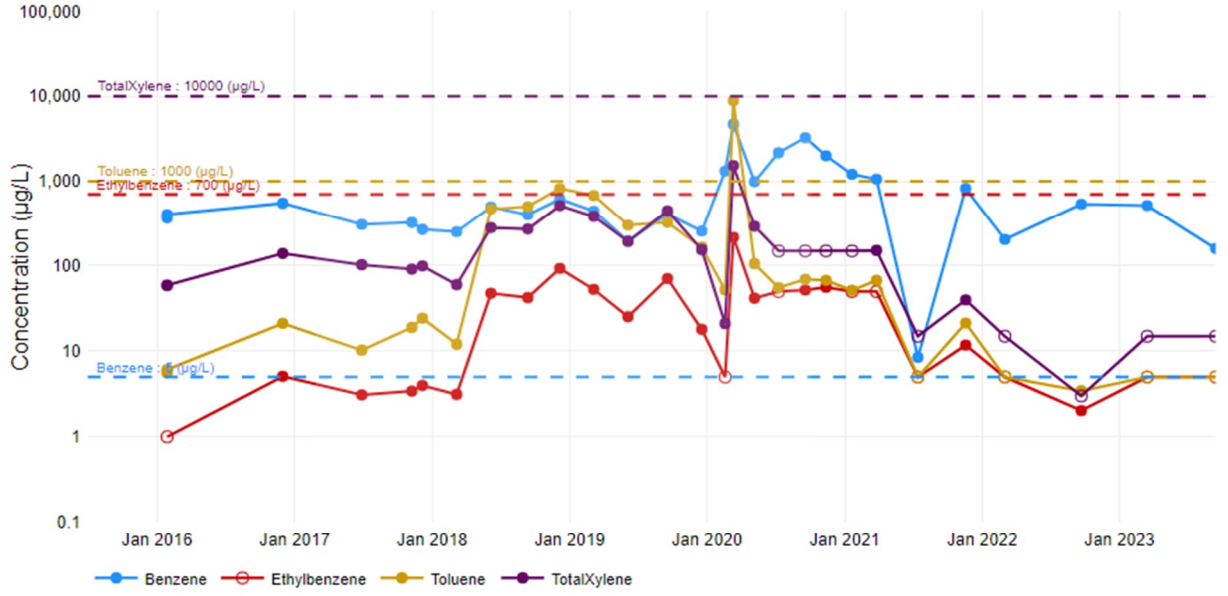

Note: Gray shading represents active air sparging

Open circles denote that the compound was not detected; non-detects are plotted at the reporting limit.

MW-14B

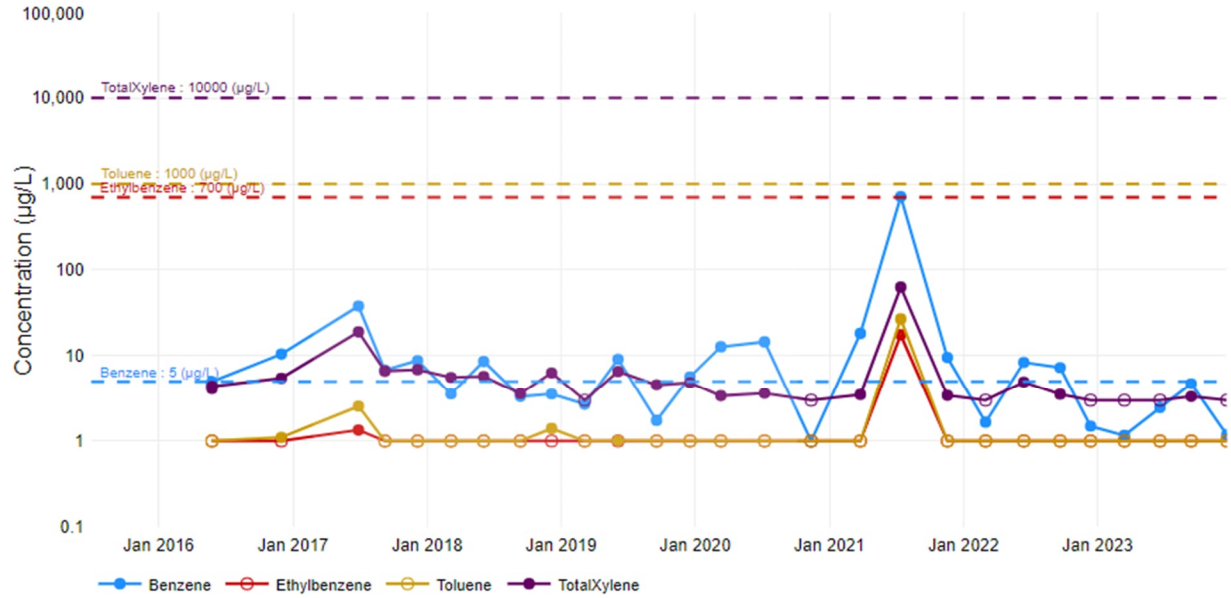

Note: Gray shading represents active air sparging

Open circles denote that the compound was not detected; non-detects are plotted at the reporting limit.

MW-16

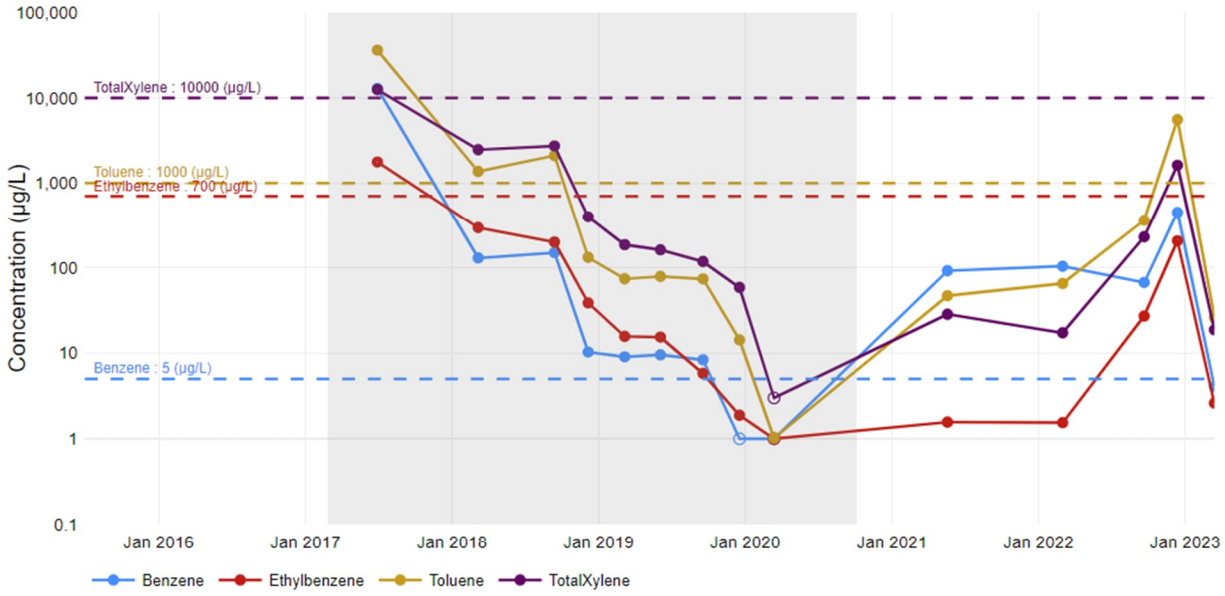

Note: Gray shading represents active air sparging

Open circles denote that the compound was not detected; non-detects are plotted at the reporting limit.

MW-17

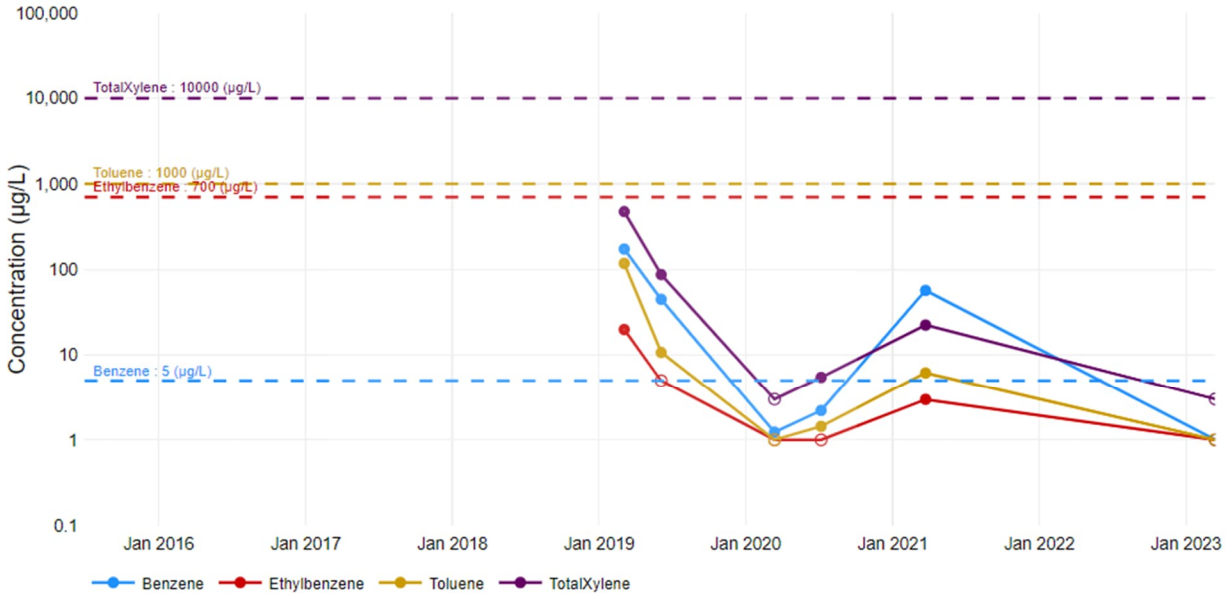

Note: Gray shading represents active air sparging

Open circles denote that the compound was not detected; non-detects are plotted at the reporting limit.

MW-17B

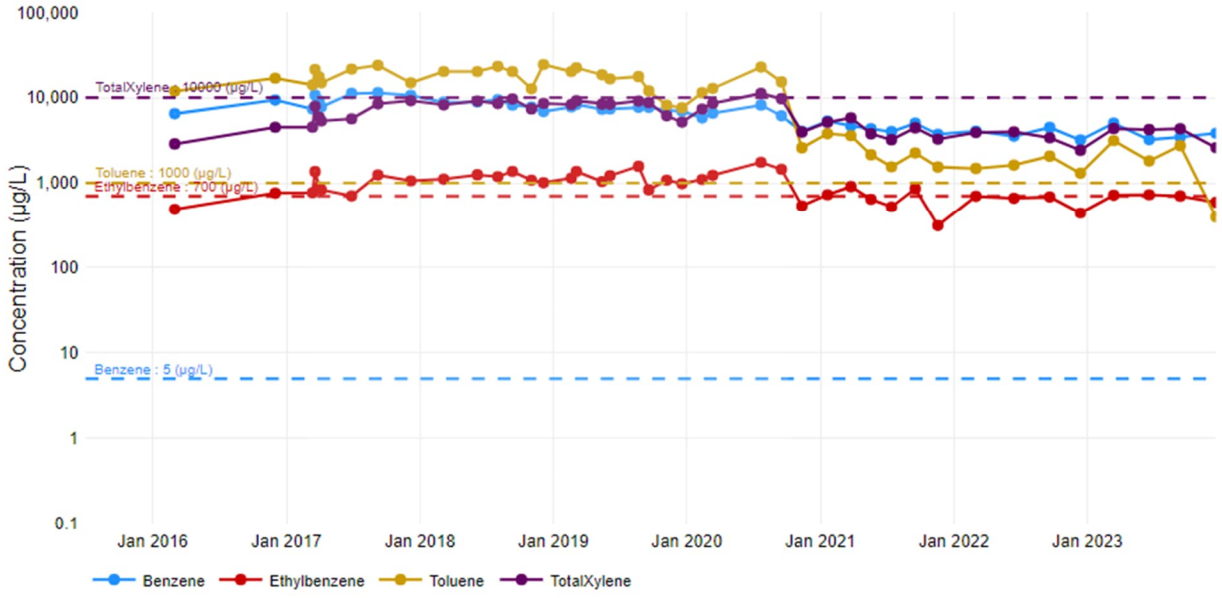

Note: Gray shading represents active air sparging

Open circles denote that the compound was not detected; non-detects are plotted at the reporting limit.

MW-18

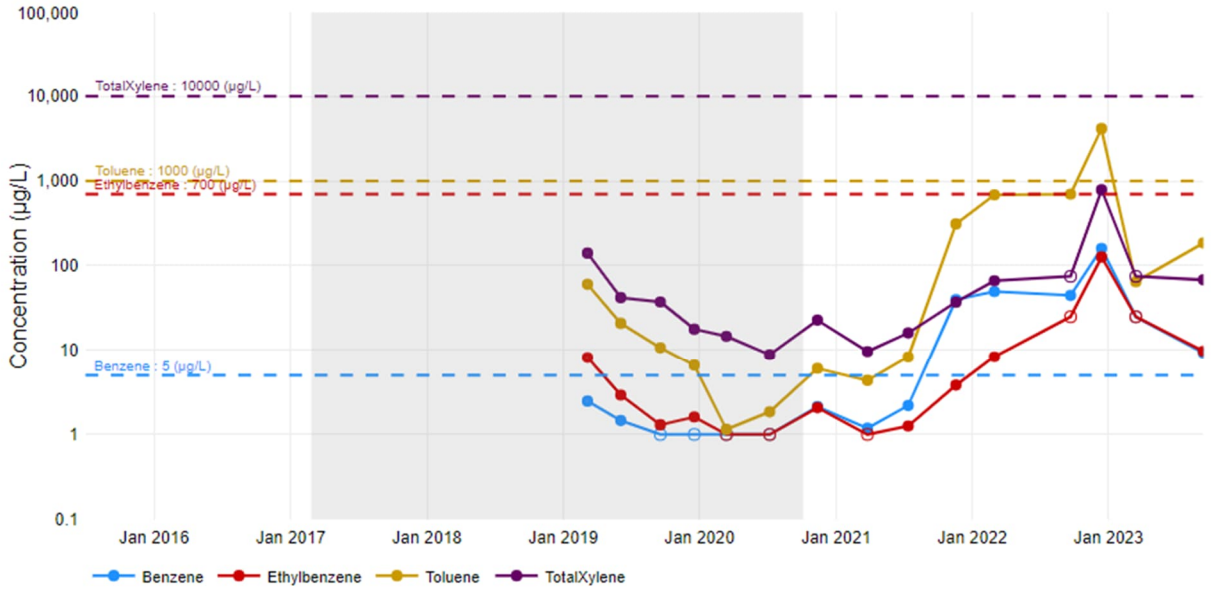

Note: Gray shading represents active air sparging

Open circles denote that the compound was not detected; non-detects are plotted at the reporting limit.

MW-30

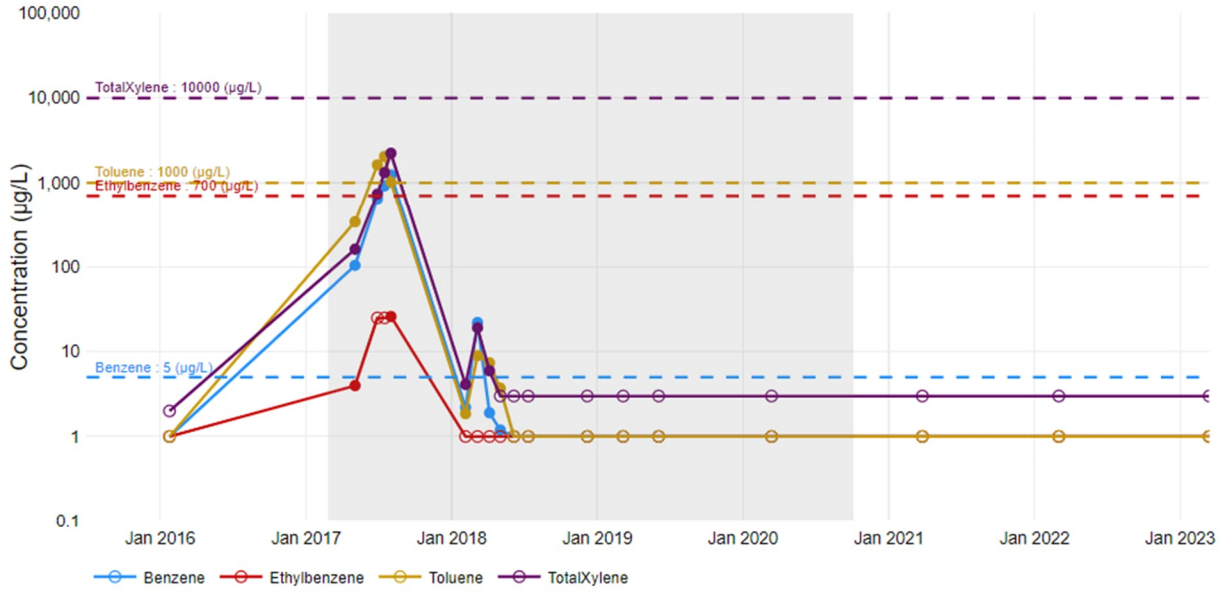

Note: Gray shading represents active air sparging

Open circles denote that the compound was not detected; non-detects are plotted at the reporting limit.

MW-36

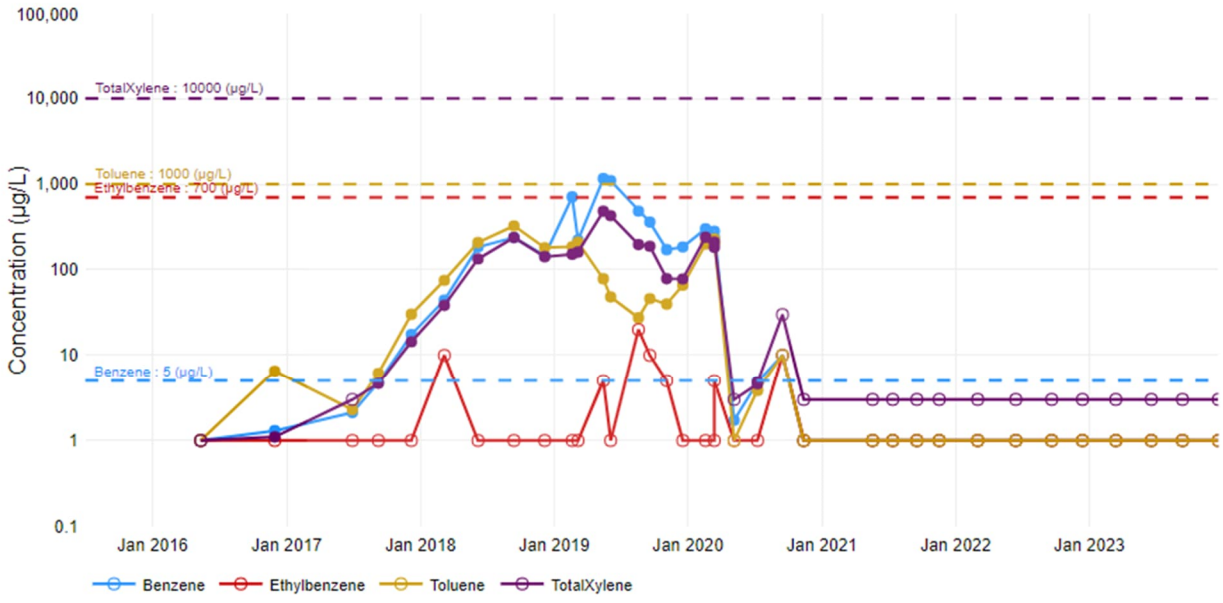

Note: Gray shading represents active air sparging

Open circles denote that the compound was not detected; non-detects are plotted at the reporting limit.

MW-45

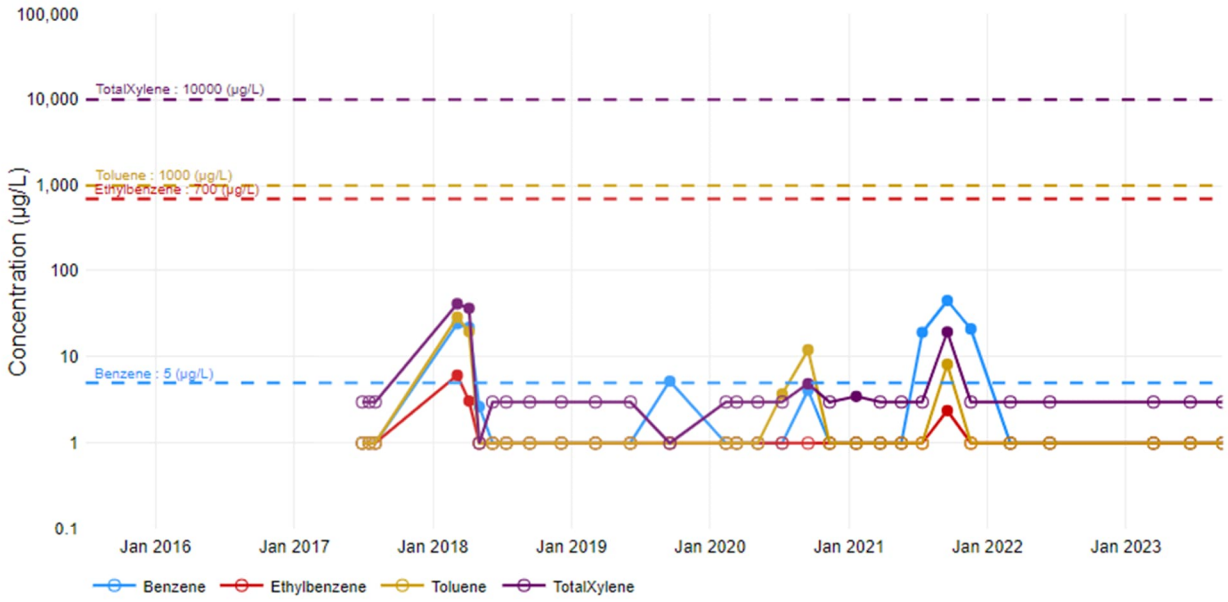

Note: Gray shading represents active air sparging

Open circles denote that the compound was not detected; non-detects are plotted at the reporting limit.

MW-50B

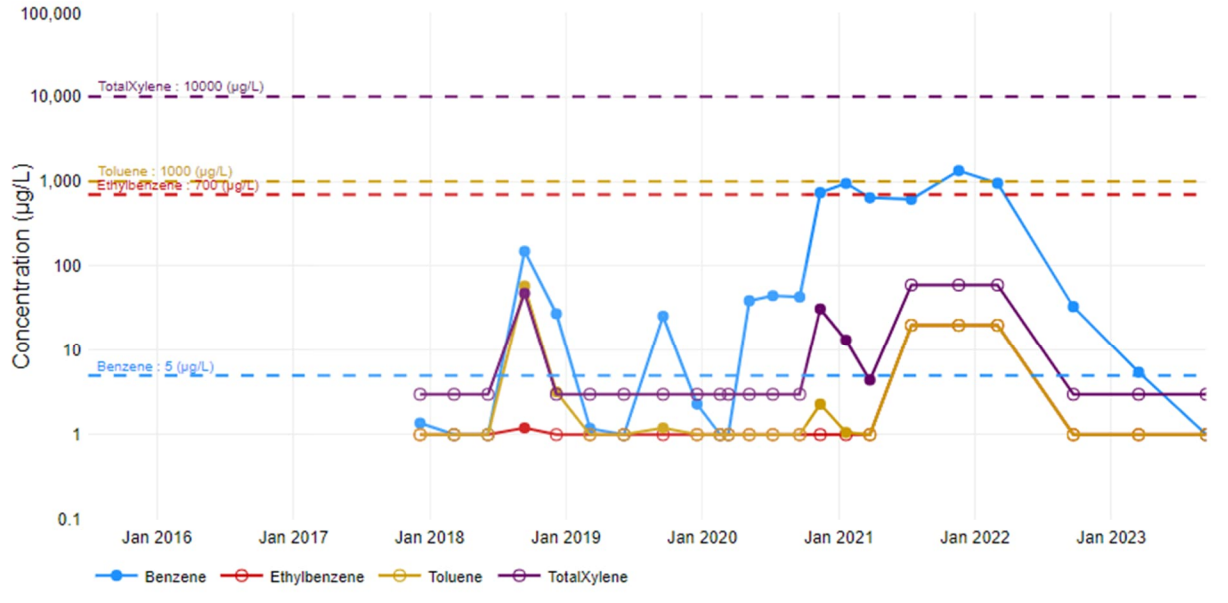

Note: Gray shading represents active air sparging

Open circles denote that the compound was not detected; non-detects are plotted at the reporting limit.

Shallow Bedrock Monitoring Well Trends

MW-01B

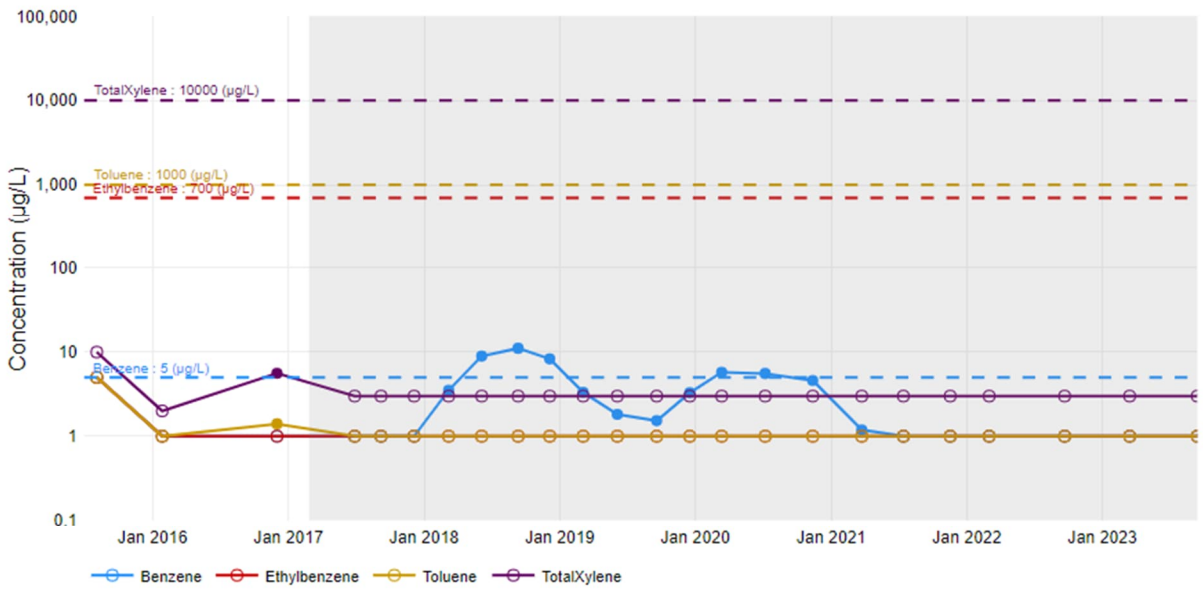

Note: Gray shading represents active air sparging

Open circles denote that the compound was not detected; non-detects are plotted at the reporting limit.

MW-11

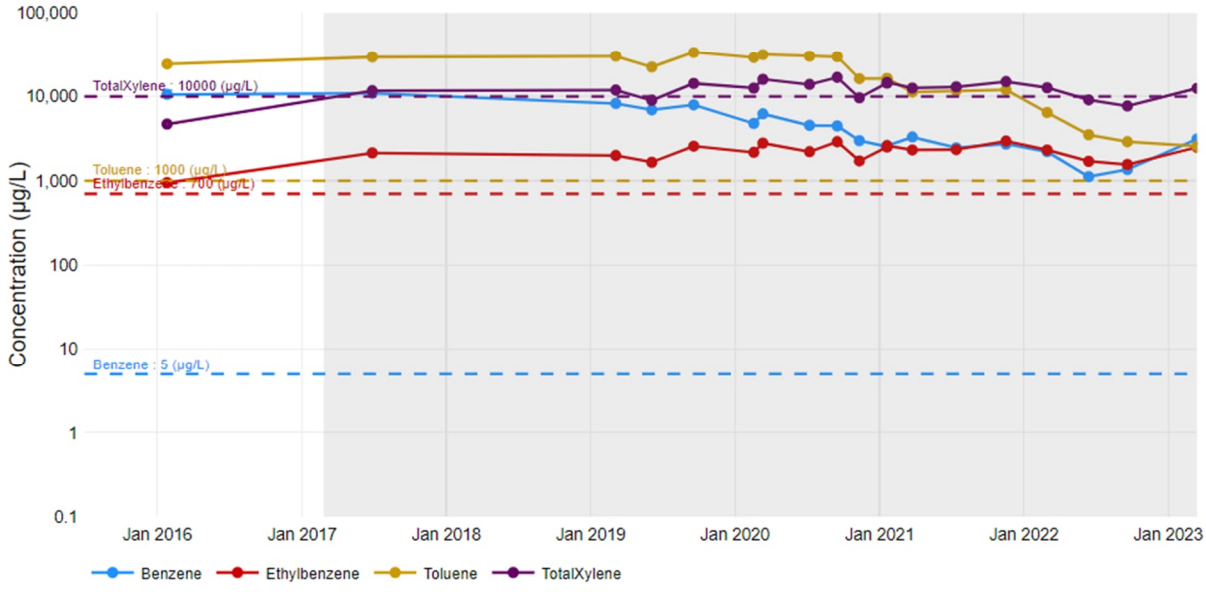

Note: Gray shading represents active air sparging

Open circles denote that the compound was not detected; non-detects are plotted at the reporting limit.

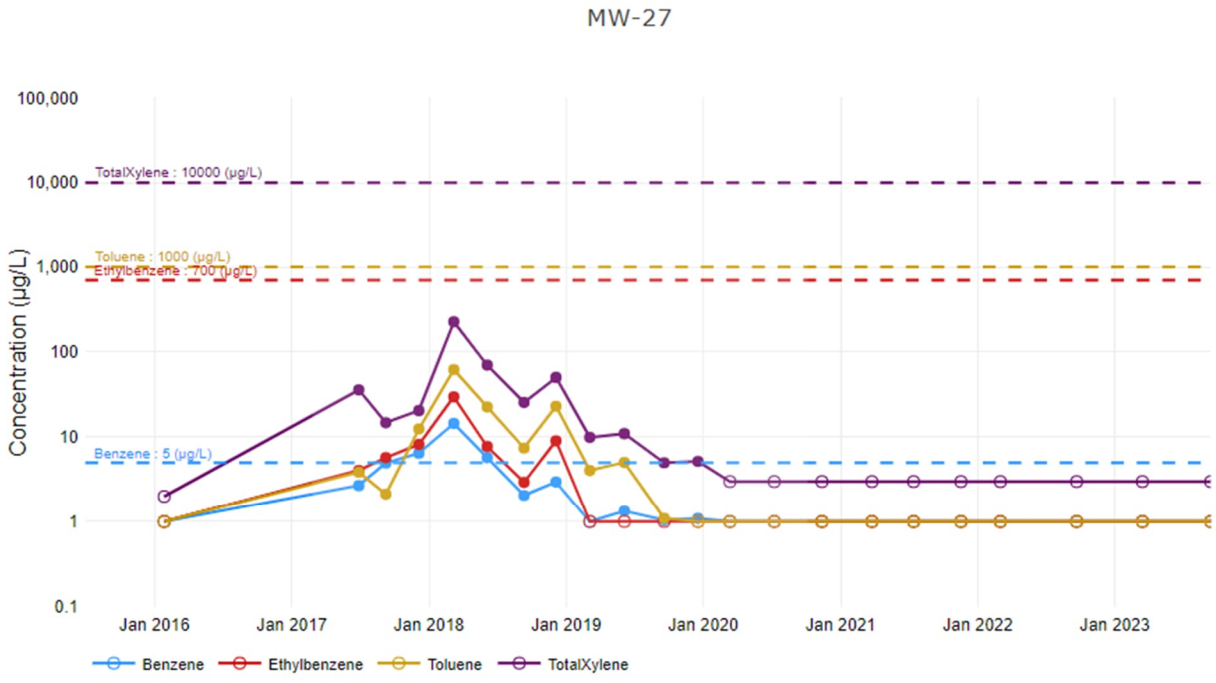

Note: Gray shading represents active air sparging

Open circles denote that the compound was not detected; non-detects are plotted at the reporting limit.

Attachment D
Laboratory Analytical Reports

ANALYTICAL REPORT

September 27, 2023

Revised Report

Kinder Morgan- Atlanta, GA

Sample Delivery Group:	L1655800
Samples Received:	09/14/2023
Project Number:	KMLDMR23
Description:	Lewis Drive Groundwater

Report To:

Bethany Garvey
Ten 10th Street NW
Suite 1400
Atlanta, GA 30309

Entire Report Reviewed By:

Chris McCord
Project Manager

Results relate only to the items tested or calibrated and are reported as rounded values. This test report shall not be reproduced, except in full, without written approval of the laboratory. Where applicable, sampling conducted by Pace Analytical National is performed per guidance provided in laboratory standard operating procedures ENV-SOP-MTJL-0067 and ENV-SOP-MTJL-0068. Where sampling conducted by the customer, results relate to the accuracy of the information provided, and as the samples are received.

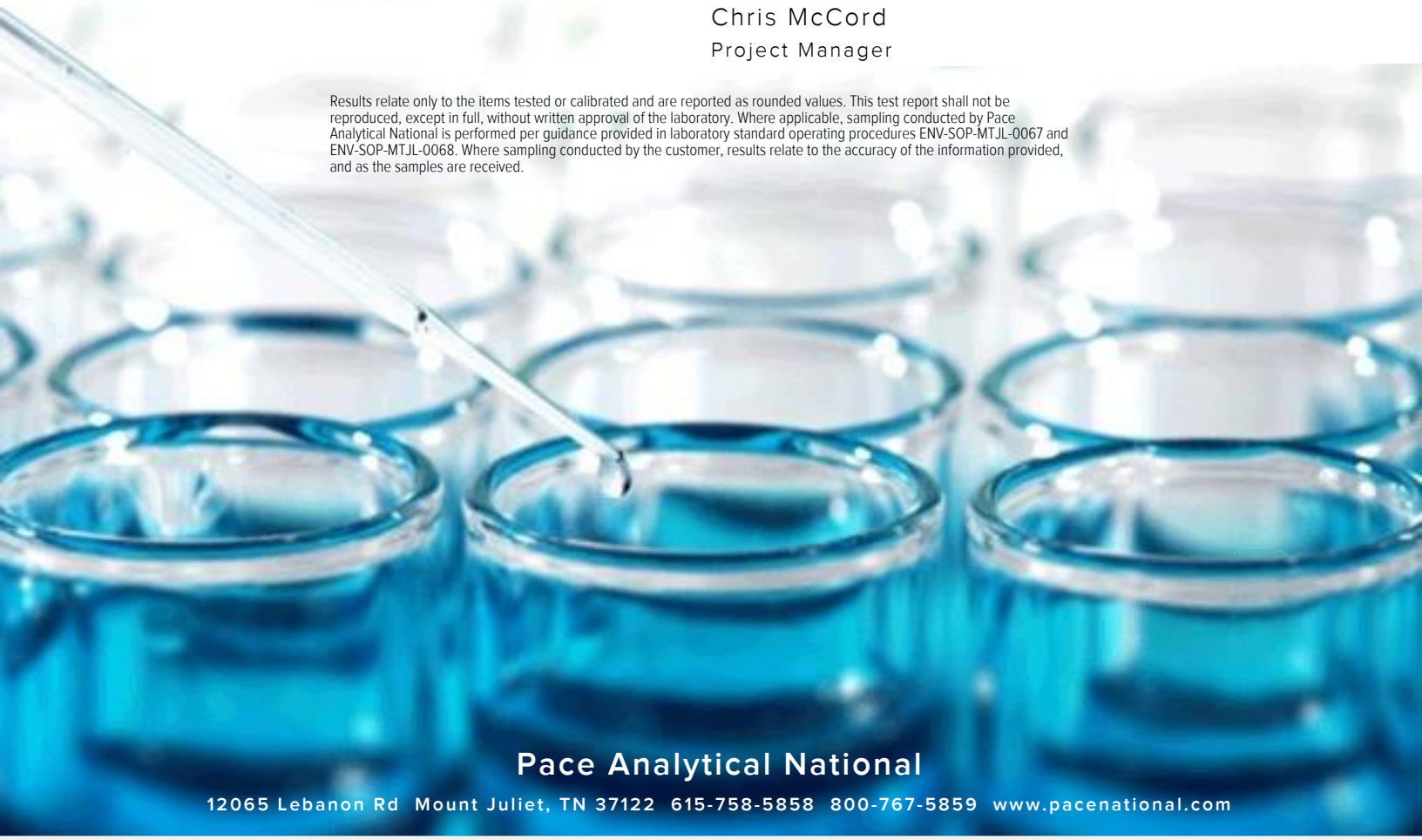

TABLE OF CONTENTS

Cp: Cover Page 1

Tc: Table of Contents 2

Ss: Sample Summary 4

Cn: Case Narrative 13

Sr: Sample Results 14

MW-17B-091223 L1655800-01 14

MW-06B-091223 L1655800-02 15

MW-04-091223 L1655800-03 16

MW-53-091223 L1655800-04 17

MW-09-091223 L1655800-05 18

MW-09B-091223 L1655800-06 19

MW-18-091223 L1655800-07 20

MW-55-091223 L1655800-08 21

MW-36-091223 L1655800-09 22

MW-36-D-091223 L1655800-10 23

MW-63-091223 L1655800-11 24

MW-58-091223 L1655800-12 25

MW-59-091223 L1655800-13 26

MW-62-091223 L1655800-14 27

MW-61B-091223 L1655800-15 28

MW-47-091223 L1655800-16 29

MW-33T-091223 L1655800-17 30

MW-50B-091223 L1655800-18 31

MW-23-091223 L1655800-19 32

MW-23-D-091223 L1655800-20 33

MW-23B-091223 L1655800-21 34

MW-46-091223 L1655800-22 35

MW-60-091223 L1655800-23 36

MW-56-091223 L1655800-24 37

MW-29-091223 L1655800-25 38

MW-26-091223 L1655800-26 39

MW-26B-091223 L1655800-27 40

MW-20-091223 L1655800-28 41

MW-36B-091223 L1655800-29 42

MW-45-091223 L1655800-30 43

MW-01-091323 L1655800-31 44

MW-01B-091323 L1655800-32 45

MW-27-091323 L1655800-33 46

MW-15-091323 L1655800-34 47

MW-27B-091323 L1655800-35 48

MW-21-091323 L1655800-36 49
MW-13-091323 L1655800-37 50
MW-45B-091323 L1655800-38 51
MW-32-091323 L1655800-39 52
MW-28-091323 L1655800-40 53
MW-35-091323 L1655800-41 54
MW-07-091323 L1655800-42 55
MW-25-091323 L1655800-43 56
MW-25B-091323 L1655800-44 57
MW-42-091323 L1655800-45 58
MW-41-091323 L1655800-46 59
MW-41-D-091323 L1655800-47 60
MW-12-091323 L1655800-48 61
MW-12B-091323 L1655800-49 62
MW-40-091323 L1655800-50 63
MW-39-091323 L1655800-51 64
MW-15B-091323 L1655800-52 65
MW-48B-091323 L1655800-53 66
MW-51-091323 L1655800-54 67
MW-57-091323 L1655800-55 68
MW-52-091323 L1655800-56 69
MW-24-091323 L1655800-57 70
MW-24B-091323 L1655800-58 71
MW-13B-091323 L1655800-59 72
MW-14-091323 L1655800-60 73
MW-14B-091323 L1655800-61 74
MW-38B-091323 L1655800-62 75
MW-38-091323 L1655800-63 76
MW-37-091323 L1655800-64 77
MW-37-D-091323 L1655800-65 78
TB01-091323 L1655800-66 79
TB02-091323 L1655800-67 80
FB01-091323 L1655800-68 81
FB02-091323 L1655800-69 82
Qc: Quality Control Summary 83
Volatile Organic Compounds (GC/MS) by Method 8260D 83
Gl: Glossary of Terms 90
Al: Accreditations & Locations 91
Sc: Sample Chain of Custody 92

MW-17B-091223 L1655800-01 GW

Collected by: Alex Furness | Collected date/time: 09/12/23 08:50 | Received date/time: 09/14/23 08:45

Method	Batch	Dilution	Preparation date/time	Analysis date/time	Analyst	Location
Volatile Organic Compounds (GC/MS) by Method 8260D	WG2133982	100	09/17/23 23:06	09/17/23 23:06	JCP	Mt. Juliet, TN

MW-06B-091223 L1655800-02 GW

Collected by: Alex Furness | Collected date/time: 09/12/23 09:10 | Received date/time: 09/14/23 08:45

Method	Batch	Dilution	Preparation date/time	Analysis date/time	Analyst	Location
Volatile Organic Compounds (GC/MS) by Method 8260D	WG2133982	1	09/17/23 16:55	09/17/23 16:55	JCP	Mt. Juliet, TN

MW-04-091223 L1655800-03 GW

Collected by: Alex Furness | Collected date/time: 09/12/23 09:25 | Received date/time: 09/14/23 08:45

Method	Batch	Dilution	Preparation date/time	Analysis date/time	Analyst	Location
Volatile Organic Compounds (GC/MS) by Method 8260D	WG2133982	1	09/17/23 17:17	09/17/23 17:17	JCP	Mt. Juliet, TN

MW-53-091223 L1655800-04 GW

Collected by: Alex Furness | Collected date/time: 09/12/23 09:30 | Received date/time: 09/14/23 08:45

Method	Batch	Dilution	Preparation date/time	Analysis date/time	Analyst	Location
Volatile Organic Compounds (GC/MS) by Method 8260D	WG2133982	1	09/17/23 17:39	09/17/23 17:39	JCP	Mt. Juliet, TN

MW-09-091223 L1655800-05 GW

Collected by: Alex Furness | Collected date/time: 09/12/23 09:40 | Received date/time: 09/14/23 08:45

Method	Batch	Dilution	Preparation date/time	Analysis date/time	Analyst	Location
Volatile Organic Compounds (GC/MS) by Method 8260D	WG2133982	10	09/17/23 23:28	09/17/23 23:28	JCP	Mt. Juliet, TN
Volatile Organic Compounds (GC/MS) by Method 8260D	WG2134448	100	09/19/23 02:52	09/19/23 02:52	ACG	Mt. Juliet, TN

MW-09B-091223 L1655800-06 GW

Collected by: Alex Furness | Collected date/time: 09/12/23 09:45 | Received date/time: 09/14/23 08:45

Method	Batch	Dilution	Preparation date/time	Analysis date/time	Analyst	Location
Volatile Organic Compounds (GC/MS) by Method 8260D	WG2133982	1	09/17/23 18:01	09/17/23 18:01	JCP	Mt. Juliet, TN

MW-18-091223 L1655800-07 GW

Collected by: Alex Furness | Collected date/time: 09/12/23 09:55 | Received date/time: 09/14/23 08:45

Method	Batch	Dilution	Preparation date/time	Analysis date/time	Analyst	Location
Volatile Organic Compounds (GC/MS) by Method 8260D	WG2133982	25	09/17/23 23:50	09/17/23 23:50	ACG	Mt. Juliet, TN
Volatile Organic Compounds (GC/MS) by Method 8260D	WG2134448	1	09/19/23 01:26	09/19/23 01:26	ACG	Mt. Juliet, TN

MW-55-091223 L1655800-08 GW

Collected by: Alex Furness | Collected date/time: 09/12/23 10:10 | Received date/time: 09/14/23 08:45

Method	Batch	Dilution	Preparation date/time	Analysis date/time	Analyst	Location
Volatile Organic Compounds (GC/MS) by Method 8260D	WG2133982	1	09/17/23 18:23	09/17/23 18:23	JCP	Mt. Juliet, TN

MW-36-091223 L1655800-09 GW

Collected by: Alex Furness | Collected date/time: 09/12/23 10:15 | Received date/time: 09/14/23 08:45

Method	Batch	Dilution	Preparation date/time	Analysis date/time	Analyst	Location
Volatile Organic Compounds (GC/MS) by Method 8260D	WG2133982	1	09/17/23 18:45	09/17/23 18:45	JCP	Mt. Juliet, TN

MW-36-D-091223 L1655800-10 GW

Collected by: Alex Furness | Collected date/time: 09/12/23 10:20 | Received date/time: 09/14/23 08:45

Method	Batch	Dilution	Preparation date/time	Analysis date/time	Analyst	Location
Volatile Organic Compounds (GC/MS) by Method 8260D	WG2133982	1	09/17/23 19:07	09/17/23 19:07	JCP	Mt. Juliet, TN

MW-63-091223 L1655800-11 GW

Collected by: Alex Furness | Collected date/time: 09/12/23 10:50 | Received date/time: 09/14/23 08:45

Method	Batch	Dilution	Preparation date/time	Analysis date/time	Analyst	Location
Volatile Organic Compounds (GC/MS) by Method 8260D	WG2133982	1	09/17/23 19:29	09/17/23 19:29	JCP	Mt. Juliet, TN

MW-58-091223 L1655800-12 GW

Collected by: Alex Furness | Collected date/time: 09/12/23 10:55 | Received date/time: 09/14/23 08:45

Method	Batch	Dilution	Preparation date/time	Analysis date/time	Analyst	Location
Volatile Organic Compounds (GC/MS) by Method 8260D	WG2133982	1	09/17/23 19:50	09/17/23 19:50	JCP	Mt. Juliet, TN

MW-59-091223 L1655800-13 GW

Collected by: Alex Furness | Collected date/time: 09/12/23 11:05 | Received date/time: 09/14/23 08:45

Method	Batch	Dilution	Preparation date/time	Analysis date/time	Analyst	Location
Volatile Organic Compounds (GC/MS) by Method 8260D	WG2133982	1	09/17/23 20:12	09/17/23 20:12	JCP	Mt. Juliet, TN

MW-62-091223 L1655800-14 GW

Collected by: Alex Furness | Collected date/time: 09/12/23 11:10 | Received date/time: 09/14/23 08:45

Method	Batch	Dilution	Preparation date/time	Analysis date/time	Analyst	Location
Volatile Organic Compounds (GC/MS) by Method 8260D	WG2133982	1	09/17/23 20:34	09/17/23 20:34	JCP	Mt. Juliet, TN

MW-61B-091223 L1655800-15 GW

Collected by: Alex Furness | Collected date/time: 09/12/23 11:20 | Received date/time: 09/14/23 08:45

Method	Batch	Dilution	Preparation date/time	Analysis date/time	Analyst	Location
Volatile Organic Compounds (GC/MS) by Method 8260D	WG2133982	1	09/17/23 20:56	09/17/23 20:56	JCP	Mt. Juliet, TN

MW-47-091223 L1655800-16 GW

Collected by: Alex Furness | Collected date/time: 09/12/23 12:30 | Received date/time: 09/14/23 08:45

Method	Batch	Dilution	Preparation date/time	Analysis date/time	Analyst	Location
Volatile Organic Compounds (GC/MS) by Method 8260D	WG2133982	1	09/17/23 21:18	09/17/23 21:18	JCP	Mt. Juliet, TN

MW-33T-091223 L1655800-17 GW

Collected by: Alex Furness | Collected date/time: 09/12/23 12:45 | Received date/time: 09/14/23 08:45

Method	Batch	Dilution	Preparation date/time	Analysis date/time	Analyst	Location
Volatile Organic Compounds (GC/MS) by Method 8260D	WG2133982	1	09/17/23 21:40	09/17/23 21:40	JCP	Mt. Juliet, TN

MW-50B-091223 L1655800-18 GW

Collected by: Alex Furness | Collected date/time: 09/12/23 12:50 | Received date/time: 09/14/23 08:45

Method	Batch	Dilution	Preparation date/time	Analysis date/time	Analyst	Location
Volatile Organic Compounds (GC/MS) by Method 8260D	WG2133982	1	09/17/23 22:01	09/17/23 22:01	JCP	Mt. Juliet, TN

MW-23-091223 L1655800-19 GW

Collected by: Alex Furness | Collected date/time: 09/12/23 13:00 | Received date/time: 09/14/23 08:45

Method	Batch	Dilution	Preparation date/time	Analysis date/time	Analyst	Location
Volatile Organic Compounds (GC/MS) by Method 8260D	WG2133982	1	09/17/23 22:23	09/17/23 22:23	JCP	Mt. Juliet, TN

MW-23-D-091223 L1655800-20 GW

Collected by: Alex Furness | Collected date/time: 09/12/23 13:05 | Received date/time: 09/14/23 08:45

Method	Batch	Dilution	Preparation date/time	Analysis date/time	Analyst	Location
Volatile Organic Compounds (GC/MS) by Method 8260D	WG2133982	1	09/17/23 22:45	09/17/23 22:45	JCP	Mt. Juliet, TN

MW-23B-091223 L1655800-21 GW

Collected by: Alex Furness | Collected date/time: 09/12/23 13:15 | Received date/time: 09/14/23 08:45

Method	Batch	Dilution	Preparation date/time	Analysis date/time	Analyst	Location
Volatile Organic Compounds (GC/MS) by Method 8260D	WG2133995	1	09/18/23 02:00	09/18/23 02:00	JCP	Mt. Juliet, TN

MW-46-091223 L1655800-22 GW

Collected by: Alex Furness | Collected date/time: 09/12/23 13:25 | Received date/time: 09/14/23 08:45

Method	Batch	Dilution	Preparation date/time	Analysis date/time	Analyst	Location
Volatile Organic Compounds (GC/MS) by Method 8260D	WG2133995	1	09/18/23 02:22	09/18/23 02:22	JCP	Mt. Juliet, TN

MW-60-091223 L1655800-23 GW

Collected by: Alex Furness | Collected date/time: 09/12/23 13:45 | Received date/time: 09/14/23 08:45

Method	Batch	Dilution	Preparation date/time	Analysis date/time	Analyst	Location
Volatile Organic Compounds (GC/MS) by Method 8260D	WG2133995	1	09/18/23 02:43	09/18/23 02:43	JCP	Mt. Juliet, TN

MW-56-091223 L1655800-24 GW

Collected by: Alex Furness | Collected date/time: 09/12/23 14:00 | Received date/time: 09/14/23 08:45

Method	Batch	Dilution	Preparation date/time	Analysis date/time	Analyst	Location
Volatile Organic Compounds (GC/MS) by Method 8260D	WG2134452	1	09/19/23 01:47	09/19/23 01:47	ACG	Mt. Juliet, TN
Volatile Organic Compounds (GC/MS) by Method 8260D	WG2135211	1	09/20/23 02:23	09/20/23 02:23	JAH	Mt. Juliet, TN

MW-29-091223 L1655800-25 GW

Collected by: Alex Furness | Collected date/time: 09/12/23 14:20 | Received date/time: 09/14/23 08:45

Method	Batch	Dilution	Preparation date/time	Analysis date/time	Analyst	Location
Volatile Organic Compounds (GC/MS) by Method 8260D	WG2133995	1	09/18/23 03:05	09/18/23 03:05	JCP	Mt. Juliet, TN

MW-26-091223 L1655800-26 GW

Collected by: Alex Furness | Collected date/time: 09/12/23 14:30 | Received date/time: 09/14/23 08:45

Method	Batch	Dilution	Preparation date/time	Analysis date/time	Analyst	Location
Volatile Organic Compounds (GC/MS) by Method 8260D	WG2133995	1	09/18/23 03:27	09/18/23 03:27	JCP	Mt. Juliet, TN

MW-26B-091223 L1655800-27 GW

Collected by: Alex Furness | Collected date/time: 09/12/23 14:35 | Received date/time: 09/14/23 08:45

Method	Batch	Dilution	Preparation date/time	Analysis date/time	Analyst	Location
Volatile Organic Compounds (GC/MS) by Method 8260D	WG2133995	1	09/18/23 03:49	09/18/23 03:49	JCP	Mt. Juliet, TN

MW-20-091223 L1655800-28 GW

Collected by: Alex Furness | Collected date/time: 09/12/23 14:45 | Received date/time: 09/14/23 08:45

Method	Batch	Dilution	Preparation date/time	Analysis date/time	Analyst	Location
Volatile Organic Compounds (GC/MS) by Method 8260D	WG2133995	100	09/18/23 08:54	09/18/23 08:54	JCP	Mt. Juliet, TN

MW-36B-091223 L1655800-29 GW

Collected by: Alex Furness | Collected date/time: 09/12/23 10:25 | Received date/time: 09/14/23 08:45

Method	Batch	Dilution	Preparation date/time	Analysis date/time	Analyst	Location
Volatile Organic Compounds (GC/MS) by Method 8260D	WG2133995	1	09/18/23 04:10	09/18/23 04:10	JCP	Mt. Juliet, TN

MW-45-091223 L1655800-30 GW

Collected by: Alex Furness | Collected date/time: 09/12/23 15:00 | Received date/time: 09/14/23 08:45

Method	Batch	Dilution	Preparation date/time	Analysis date/time	Analyst	Location
Volatile Organic Compounds (GC/MS) by Method 8260D	WG2133995	1	09/18/23 04:32	09/18/23 04:32	JCP	Mt. Juliet, TN

MW-01-091323 L1655800-31 GW

Collected by: Alex Furness | Collected date/time: 09/13/23 08:50 | Received date/time: 09/14/23 08:45

Method	Batch	Dilution	Preparation date/time	Analysis date/time	Analyst	Location
Volatile Organic Compounds (GC/MS) by Method 8260D	WG2133995	1	09/18/23 04:54	09/18/23 04:54	JCP	Mt. Juliet, TN

MW-01B-091323 L1655800-32 GW

Collected by: Alex Furness | Collected date/time: 09/13/23 08:55 | Received date/time: 09/14/23 08:45

Method	Batch	Dilution	Preparation date/time	Analysis date/time	Analyst	Location
Volatile Organic Compounds (GC/MS) by Method 8260D	WG2133995	1	09/18/23 05:16	09/18/23 05:16	JCP	Mt. Juliet, TN

MW-27-091323 L1655800-33 GW

Collected by: Alex Furness | Collected date/time: 09/13/23 09:10 | Received date/time: 09/14/23 08:45

Method	Batch	Dilution	Preparation date/time	Analysis date/time	Analyst	Location
Volatile Organic Compounds (GC/MS) by Method 8260D	WG2133995	1	09/18/23 05:38	09/18/23 05:38	JCP	Mt. Juliet, TN

MW-15-091323 L1655800-34 GW

Collected by: Alex Furness | Collected date/time: 09/13/23 09:10 | Received date/time: 09/14/23 08:45

Method	Batch	Dilution	Preparation date/time	Analysis date/time	Analyst	Location
Volatile Organic Compounds (GC/MS) by Method 8260D	WG2133995	1	09/18/23 06:00	09/18/23 06:00	JCP	Mt. Juliet, TN

MW-27B-091323 L1655800-35 GW

Collected by: Alex Furness | Collected date/time: 09/13/23 09:15 | Received date/time: 09/14/23 08:45

Method	Batch	Dilution	Preparation date/time	Analysis date/time	Analyst	Location
Volatile Organic Compounds (GC/MS) by Method 8260D	WG2133995	1	09/18/23 06:21	09/18/23 06:21	JCP	Mt. Juliet, TN

MW-21-091323 L1655800-36 GW

Collected by: Alex Furness | Collected date/time: 09/13/23 09:25 | Received date/time: 09/14/23 08:45

Method	Batch	Dilution	Preparation date/time	Analysis date/time	Analyst	Location
Volatile Organic Compounds (GC/MS) by Method 8260D	WG2133995	1	09/18/23 06:43	09/18/23 06:43	JCP	Mt. Juliet, TN

MW-13-091323 L1655800-37 GW

Collected by: Alex Furness | Collected date/time: 09/13/23 09:30 | Received date/time: 09/14/23 08:45

Method	Batch	Dilution	Preparation date/time	Analysis date/time	Analyst	Location
Volatile Organic Compounds (GC/MS) by Method 8260D	WG2133995	1	09/18/23 07:05	09/18/23 07:05	JCP	Mt. Juliet, TN

MW-45B-091323 L1655800-38 GW

Collected by: Alex Furness | Collected date/time: 09/13/23 09:35 | Received date/time: 09/14/23 08:45

Method	Batch	Dilution	Preparation date/time	Analysis date/time	Analyst	Location
Volatile Organic Compounds (GC/MS) by Method 8260D	WG2133995	1	09/18/23 07:27	09/18/23 07:27	JCP	Mt. Juliet, TN

MW-32-091323 L1655800-39 GW

Collected by: Alex Furness | Collected date/time: 09/13/23 09:40 | Received date/time: 09/14/23 08:45

Method	Batch	Dilution	Preparation date/time	Analysis date/time	Analyst	Location
Volatile Organic Compounds (GC/MS) by Method 8260D	WG2133995	1	09/18/23 07:49	09/18/23 07:49	JCP	Mt. Juliet, TN

MW-28-091323 L1655800-40 GW

Collected by: Alex Furness | Collected date/time: 09/13/23 09:50 | Received date/time: 09/14/23 08:45

Method	Batch	Dilution	Preparation date/time	Analysis date/time	Analyst	Location
Volatile Organic Compounds (GC/MS) by Method 8260D	WG2133995	1	09/18/23 08:10	09/18/23 08:10	JCP	Mt. Juliet, TN

MW-35-091323 L1655800-41 GW

Collected by: Alex Furness | Collected date/time: 09/13/23 09:55 | Received date/time: 09/14/23 08:45

Method	Batch	Dilution	Preparation date/time	Analysis date/time	Analyst	Location
Volatile Organic Compounds (GC/MS) by Method 8260D	WG2134014	1	09/18/23 03:46	09/18/23 03:46	JAH	Mt. Juliet, TN

MW-07-091323 L1655800-42 GW

Collected by: Alex Furness | Collected date/time: 09/13/23 09:55 | Received date/time: 09/14/23 08:45

Method	Batch	Dilution	Preparation date/time	Analysis date/time	Analyst	Location
Volatile Organic Compounds (GC/MS) by Method 8260D	WG2134014	10	09/18/23 09:22	09/18/23 09:22	JAH	Mt. Juliet, TN

MW-25-091323 L1655800-43 GW

Collected by: Alex Furness | Collected date/time: 09/13/23 10:05 | Received date/time: 09/14/23 08:45

Method	Batch	Dilution	Preparation date/time	Analysis date/time	Analyst	Location
Volatile Organic Compounds (GC/MS) by Method 8260D	WG2134014	1	09/18/23 04:06	09/18/23 04:06	JAH	Mt. Juliet, TN

MW-25B-091323 L1655800-44 GW

Collected by: Alex Furness | Collected date/time: 09/13/23 10:10 | Received date/time: 09/14/23 08:45

Method	Batch	Dilution	Preparation date/time	Analysis date/time	Analyst	Location
Volatile Organic Compounds (GC/MS) by Method 8260D	WG2134014	1	09/18/23 04:25	09/18/23 04:25	JAH	Mt. Juliet, TN

MW-42-091323 L1655800-45 GW

Collected by: Alex Furness | Collected date/time: 09/13/23 10:15 | Received date/time: 09/14/23 08:45

Method	Batch	Dilution	Preparation date/time	Analysis date/time	Analyst	Location
Volatile Organic Compounds (GC/MS) by Method 8260D	WG2134014	1	09/18/23 04:45	09/18/23 04:45	JAH	Mt. Juliet, TN

MW-41-091323 L1655800-46 GW

Collected by: Alex Furness | Collected date/time: 09/13/23 10:25 | Received date/time: 09/14/23 08:45

Method	Batch	Dilution	Preparation date/time	Analysis date/time	Analyst	Location
Volatile Organic Compounds (GC/MS) by Method 8260D	WG2134014	1	09/18/23 05:05	09/18/23 05:05	JAH	Mt. Juliet, TN

MW-41-D-091323 L1655800-47 GW

Collected by: Alex Furness | Collected date/time: 09/13/23 10:30 | Received date/time: 09/14/23 08:45

Method	Batch	Dilution	Preparation date/time	Analysis date/time	Analyst	Location
Volatile Organic Compounds (GC/MS) by Method 8260D	WG2134014	1	09/18/23 05:25	09/18/23 05:25	JAH	Mt. Juliet, TN

MW-12-091323 L1655800-48 GW

Collected by: Alex Furness | Collected date/time: 09/13/23 10:35 | Received date/time: 09/14/23 08:45

Method	Batch	Dilution	Preparation date/time	Analysis date/time	Analyst	Location
Volatile Organic Compounds (GC/MS) by Method 8260D	WG2134014	1	09/18/23 05:45	09/18/23 05:45	JAH	Mt. Juliet, TN

MW-12B-091323 L1655800-49 GW

Collected by: Alex Furness | Collected date/time: 09/13/23 10:40 | Received date/time: 09/14/23 08:45

Method	Batch	Dilution	Preparation date/time	Analysis date/time	Analyst	Location
Volatile Organic Compounds (GC/MS) by Method 8260D	WG2134014	1	09/18/23 06:04	09/18/23 06:04	JAH	Mt. Juliet, TN

MW-40-091323 L1655800-50 GW

Collected by: Alex Furness | Collected date/time: 09/13/23 10:45 | Received date/time: 09/14/23 08:45

Method	Batch	Dilution	Preparation date/time	Analysis date/time	Analyst	Location
Volatile Organic Compounds (GC/MS) by Method 8260D	WG2134014	1	09/18/23 06:24	09/18/23 06:24	JAH	Mt. Juliet, TN

MW-39-091323 L1655800-51 GW

Collected by: Alex Furness | Collected date/time: 09/13/23 10:50 | Received date/time: 09/14/23 08:45

Method	Batch	Dilution	Preparation date/time	Analysis date/time	Analyst	Location
Volatile Organic Compounds (GC/MS) by Method 8260D	WG2134014	1	09/18/23 06:44	09/18/23 06:44	JAH	Mt. Juliet, TN

MW-15B-091323 L1655800-52 GW

Collected by: Alex Furness | Collected date/time: 09/13/23 10:55 | Received date/time: 09/14/23 08:45

Method	Batch	Dilution	Preparation date/time	Analysis date/time	Analyst	Location
Volatile Organic Compounds (GC/MS) by Method 8260D	WG2134014	5	09/18/23 09:42	09/18/23 09:42	JAH	Mt. Juliet, TN

MW-48B-091323 L1655800-53 GW

Collected by: Alex Furness | Collected date/time: 09/13/23 11:15 | Received date/time: 09/14/23 08:45

Method	Batch	Dilution	Preparation date/time	Analysis date/time	Analyst	Location
Volatile Organic Compounds (GC/MS) by Method 8260D	WG2134014	1	09/18/23 07:04	09/18/23 07:04	JAH	Mt. Juliet, TN

MW-51-091323 L1655800-54 GW

Collected by: Alex Furness | Collected date/time: 09/13/23 11:25 | Received date/time: 09/14/23 08:45

Method	Batch	Dilution	Preparation date/time	Analysis date/time	Analyst	Location
Volatile Organic Compounds (GC/MS) by Method 8260D	WG2134014	1	09/18/23 07:24	09/18/23 07:24	JAH	Mt. Juliet, TN

MW-57-091323 L1655800-55 GW

Collected by: Alex Furness | Collected date/time: 09/13/23 11:25 | Received date/time: 09/14/23 08:45

Method	Batch	Dilution	Preparation date/time	Analysis date/time	Analyst	Location
Volatile Organic Compounds (GC/MS) by Method 8260D	WG2134014	1	09/18/23 07:44	09/18/23 07:44	JAH	Mt. Juliet, TN

MW-52-091323 L1655800-56 GW

Collected by: Alex Furness | Collected date/time: 09/13/23 11:30 | Received date/time: 09/14/23 08:45

Method	Batch	Dilution	Preparation date/time	Analysis date/time	Analyst	Location
Volatile Organic Compounds (GC/MS) by Method 8260D	WG2134014	1	09/18/23 08:03	09/18/23 08:03	JAH	Mt. Juliet, TN

MW-24-091323 L1655800-57 GW

Collected by: Alex Furness | Collected date/time: 09/13/23 12:50 | Received date/time: 09/14/23 08:45

Method	Batch	Dilution	Preparation date/time	Analysis date/time	Analyst	Location
Volatile Organic Compounds (GC/MS) by Method 8260D	WG2134014	1	09/18/23 08:23	09/18/23 08:23	JAH	Mt. Juliet, TN

MW-24B-091323 L1655800-58 GW

Collected by: Alex Furness | Collected date/time: 09/13/23 12:55 | Received date/time: 09/14/23 08:45

Method	Batch	Dilution	Preparation date/time	Analysis date/time	Analyst	Location
Volatile Organic Compounds (GC/MS) by Method 8260D	WG2134014	1	09/18/23 08:43	09/18/23 08:43	JAH	Mt. Juliet, TN

MW-13B-091323 L1655800-59 GW

Collected by: Alex Furness | Collected date/time: 09/13/23 13:05 | Received date/time: 09/14/23 08:45

Method	Batch	Dilution	Preparation date/time	Analysis date/time	Analyst	Location
Volatile Organic Compounds (GC/MS) by Method 8260D	WG2134014	5	09/18/23 10:02	09/18/23 10:02	JAH	Mt. Juliet, TN

MW-14-091323 L1655800-60 GW

Collected by: Alex Furness | Collected date/time: 09/13/23 13:10 | Received date/time: 09/14/23 08:45

Method	Batch	Dilution	Preparation date/time	Analysis date/time	Analyst	Location
Volatile Organic Compounds (GC/MS) by Method 8260D	WG2134014	1	09/18/23 09:02	09/18/23 09:02	JAH	Mt. Juliet, TN

MW-14B-091323 L1655800-61 GW

Collected by: Alex Furness | Collected date/time: 09/13/23 13:15 | Received date/time: 09/14/23 08:45

Method	Batch	Dilution	Preparation date/time	Analysis date/time	Analyst	Location
Volatile Organic Compounds (GC/MS) by Method 8260D	WG2134682	1	09/19/23 03:12	09/19/23 03:12	ACG	Mt. Juliet, TN

MW-38B-091323 L1655800-62 GW

Collected by: Alex Furness | Collected date/time: 09/13/23 13:20 | Received date/time: 09/14/23 08:45

Method	Batch	Dilution	Preparation date/time	Analysis date/time	Analyst	Location
Volatile Organic Compounds (GC/MS) by Method 8260D	WG2134682	1	09/19/23 03:32	09/19/23 03:32	ACG	Mt. Juliet, TN

MW-38-091323 L1655800-63 GW

Collected by: Alex Furness | Collected date/time: 09/13/23 13:25 | Received date/time: 09/14/23 08:45

Method	Batch	Dilution	Preparation date/time	Analysis date/time	Analyst	Location
Volatile Organic Compounds (GC/MS) by Method 8260D	WG2134682	1	09/19/23 03:52	09/19/23 03:52	ACG	Mt. Juliet, TN

MW-37-091323 L1655800-64 GW

Collected by: Alex Furness | Collected date/time: 09/13/23 13:30 | Received date/time: 09/14/23 08:45

Method	Batch	Dilution	Preparation date/time	Analysis date/time	Analyst	Location
Volatile Organic Compounds (GC/MS) by Method 8260D	WG2134682	1	09/19/23 04:12	09/19/23 04:12	ACG	Mt. Juliet, TN

SAMPLE SUMMARY

MW-37-D-091323 L1655800-65 GW

Collected by: Alex Furness
Collected date/time: 09/13/23 13:35
Received date/time: 09/14/23 08:45

Method	Batch	Dilution	Preparation date/time	Analysis date/time	Analyst	Location
Volatile Organic Compounds (GC/MS) by Method 8260D	WG2134682	1	09/19/23 04:31	09/19/23 04:31	ACG	Mt. Juliet, TN

TB01-091323 L1655800-66 GW

Collected by: Alex Furness
Collected date/time: 09/13/23 00:00
Received date/time: 09/14/23 08:45

Method	Batch	Dilution	Preparation date/time	Analysis date/time	Analyst	Location
Volatile Organic Compounds (GC/MS) by Method 8260D	WG2134682	1	09/19/23 01:14	09/19/23 01:14	ACG	Mt. Juliet, TN

TB02-091323 L1655800-67 GW

Collected by: Alex Furness
Collected date/time: 09/13/23 00:00
Received date/time: 09/14/23 08:45

Method	Batch	Dilution	Preparation date/time	Analysis date/time	Analyst	Location
Volatile Organic Compounds (GC/MS) by Method 8260D	WG2134682	1	09/19/23 01:34	09/19/23 01:34	ACG	Mt. Juliet, TN

FB01-091323 L1655800-68 GW

Collected by: Alex Furness
Collected date/time: 09/13/23 13:10
Received date/time: 09/14/23 08:45

Method	Batch	Dilution	Preparation date/time	Analysis date/time	Analyst	Location
Volatile Organic Compounds (GC/MS) by Method 8260D	WG2134682	1	09/19/23 04:51	09/19/23 04:51	ACG	Mt. Juliet, TN

FB02-091323 L1655800-69 GW

Collected by: Alex Furness
Collected date/time: 09/13/23 13:15
Received date/time: 09/14/23 08:45

Method	Batch	Dilution	Preparation date/time	Analysis date/time	Analyst	Location
Volatile Organic Compounds (GC/MS) by Method 8260D	WG2134682	1	09/19/23 05:11	09/19/23 05:11	ACG	Mt. Juliet, TN

CASE NARRATIVE

All sample aliquots were received at the correct temperature, in the proper containers, with the appropriate preservatives, and within method specified holding times, unless qualified or notated within the report. Where applicable, all MDL (LOD) and RDL (LOQ) values reported for environmental samples have been corrected for the dilution factor used in the analysis. All Method and Batch Quality Control are within established criteria except where addressed in this case narrative, a non-conformance form or properly qualified within the sample results. By my digital signature below, I affirm to the best of my knowledge, all problems/anomalies observed by the laboratory as having the potential to affect the quality of the data have been identified by the laboratory, and no information or data have been knowingly withheld that would affect the quality of the data.



Chris McCord
Project Manager

Report Revision History

Level II Report - Version 1: 09/25/23 20:40

Project Narrative

9/27/23: Revised sample IDs.

Volatile Organic Compounds (GC/MS) by Method 8260D

Analyte	Result	Qualifier	RDL	Dilution	Analysis	Batch
	ug/l		ug/l		date / time	
Benzene	3460		100	100	09/17/2023 23:06	WG2133982
Toluene	2740		100	100	09/17/2023 23:06	WG2133982
Ethylbenzene	702		100	100	09/17/2023 23:06	WG2133982
Total Xylenes	4330		300	100	09/17/2023 23:06	WG2133982
Methyl tert-butyl ether	ND		100	100	09/17/2023 23:06	WG2133982
Naphthalene	ND	C3	500	100	09/17/2023 23:06	WG2133982
1,2-Dichloroethane	ND		100	100	09/17/2023 23:06	WG2133982
(S) Toluene-d8	*108*		*80.0-120*		*09/17/2023 23:06*	WG2133982
(S) 4-Bromofluorobenzene	*97.2*		*77.0-126*		*09/17/2023 23:06*	WG2133982
(S) 1,2-Dichloroethane-d4	*101*		*70.0-130*		*09/17/2023 23:06*	WG2133982

Volatile Organic Compounds (GC/MS) by Method 8260D

Analyte	Result	Qualifier	RDL	Dilution	Analysis	Batch
	ug/l		ug/l		date / time	
Benzene	ND		1.00	1	09/17/2023 16:55	WG2133982
Toluene	1.47		1.00	1	09/17/2023 16:55	WG2133982
Ethylbenzene	ND		1.00	1	09/17/2023 16:55	WG2133982
Total Xylenes	ND		3.00	1	09/17/2023 16:55	WG2133982
Methyl tert-butyl ether	ND		1.00	1	09/17/2023 16:55	WG2133982
Naphthalene	ND	C3	5.00	1	09/17/2023 16:55	WG2133982
1,2-Dichloroethane	ND		1.00	1	09/17/2023 16:55	WG2133982
(S) Toluene-d8	*109*		*80.0-120*		*09/17/2023 16:55*	WG2133982
(S) 4-Bromofluorobenzene	*94.4*		*77.0-126*		*09/17/2023 16:55*	WG2133982
(S) 1,2-Dichloroethane-d4	*103*		*70.0-130*		*09/17/2023 16:55*	WG2133982

Volatile Organic Compounds (GC/MS) by Method 8260D

Analyte	Result	Qualifier	RDL	Dilution	Analysis	Batch
	ug/l		ug/l		date / time	
Benzene	ND		1.00	1	09/17/2023 17:17	WG2133982
Toluene	ND		1.00	1	09/17/2023 17:17	WG2133982
Ethylbenzene	ND		1.00	1	09/17/2023 17:17	WG2133982
Total Xylenes	ND		3.00	1	09/17/2023 17:17	WG2133982
Methyl tert-butyl ether	ND		1.00	1	09/17/2023 17:17	WG2133982
Naphthalene	ND	C3	5.00	1	09/17/2023 17:17	WG2133982
1,2-Dichloroethane	ND		1.00	1	09/17/2023 17:17	WG2133982
(S) Toluene-d8	*107*		*80.0-120*		*09/17/2023 17:17*	WG2133982
(S) 4-Bromofluorobenzene	*90.8*		*77.0-126*		*09/17/2023 17:17*	WG2133982
(S) 1,2-Dichloroethane-d4	*103*		*70.0-130*		*09/17/2023 17:17*	WG2133982

Volatile Organic Compounds (GC/MS) by Method 8260D

Analyte	Result ug/l	Qualifier	RDL ug/l	Dilution	Analysis date / time	Batch
Benzene	ND		1.00	1	09/17/2023 17:39	WG2133982
Toluene	ND		1.00	1	09/17/2023 17:39	WG2133982
Ethylbenzene	ND		1.00	1	09/17/2023 17:39	WG2133982
Total Xylenes	ND		3.00	1	09/17/2023 17:39	WG2133982
Methyl tert-butyl ether	ND		1.00	1	09/17/2023 17:39	WG2133982
Naphthalene	ND	C3	5.00	1	09/17/2023 17:39	WG2133982
1,2-Dichloroethane	ND		1.00	1	09/17/2023 17:39	WG2133982
(S) Toluene-d8	*111*		*80.0-120*		*09/17/2023 17:39*	WG2133982
(S) 4-Bromofluorobenzene	*93.8*		*77.0-126*		*09/17/2023 17:39*	WG2133982
(S) 1,2-Dichloroethane-d4	*104*		*70.0-130*		*09/17/2023 17:39*	WG2133982

Volatile Organic Compounds (GC/MS) by Method 8260D

Analyte	Result ug/l	Qualifier	RDL ug/l	Dilution	Analysis date / time	Batch
Benzene	ND		10.0	10	09/17/2023 23:28	WG2133982
Toluene	254		10.0	10	09/17/2023 23:28	WG2133982
Ethylbenzene	867		10.0	10	09/17/2023 23:28	WG2133982
Total Xylenes	6980		300	100	09/19/2023 02:52	WG2134448
Methyl tert-butyl ether	ND		10.0	10	09/17/2023 23:28	WG2133982
Naphthalene	263	C3	50.0	10	09/17/2023 23:28	WG2133982
1,2-Dichloroethane	ND		10.0	10	09/17/2023 23:28	WG2133982
(S) Toluene-d8	*104*		*80.0-120*		*09/17/2023 23:28*	WG2133982
(S) Toluene-d8	*108*		*80.0-120*		*09/19/2023 02:52*	WG2134448
(S) 4-Bromofluorobenzene	*96.0*		*77.0-126*		*09/17/2023 23:28*	WG2133982
(S) 4-Bromofluorobenzene	*112*		*77.0-126*		*09/19/2023 02:52*	WG2134448
(S) 1,2-Dichloroethane-d4	*102*		*70.0-130*		*09/17/2023 23:28*	WG2133982
(S) 1,2-Dichloroethane-d4	*95.2*		*70.0-130*		*09/19/2023 02:52*	WG2134448

Volatile Organic Compounds (GC/MS) by Method 8260D

Analyte	Result	Qualifier	RDL	Dilution	Analysis	Batch
	ug/l		ug/l		date / time	
Benzene	1.40		1.00	1	09/17/2023 18:01	WG2133982
Toluene	5.39		1.00	1	09/17/2023 18:01	WG2133982
Ethylbenzene	1.38		1.00	1	09/17/2023 18:01	WG2133982
Total Xylenes	9.82		3.00	1	09/17/2023 18:01	WG2133982
Methyl tert-butyl ether	ND		1.00	1	09/17/2023 18:01	WG2133982
Naphthalene	ND	C3	5.00	1	09/17/2023 18:01	WG2133982
1,2-Dichloroethane	ND		1.00	1	09/17/2023 18:01	WG2133982
(S) Toluene-d8	*111*		*80.0-120*		*09/17/2023 18:01*	WG2133982
(S) 4-Bromofluorobenzene	*94.3*		*77.0-126*		*09/17/2023 18:01*	WG2133982
(S) 1,2-Dichloroethane-d4	*97.8*		*70.0-130*		*09/17/2023 18:01*	WG2133982

Volatile Organic Compounds (GC/MS) by Method 8260D

Analyte	Result	Qualifier	RDL	Dilution	Analysis	Batch
	ug/l		ug/l		date / time	
Benzene	9.31		1.00	1	09/19/2023 01:26	WG2134448
Toluene	186		1.00	1	09/19/2023 01:26	WG2134448
Ethylbenzene	9.79		1.00	1	09/19/2023 01:26	WG2134448
Total Xylenes	68.2		3.00	1	09/19/2023 01:26	WG2134448
Methyl tert-butyl ether	45.7		1.00	1	09/19/2023 01:26	WG2134448
Naphthalene	257	C3	125	25	09/17/2023 23:50	WG2133982
1,2-Dichloroethane	ND		1.00	1	09/19/2023 01:26	WG2134448
(S) Toluene-d8	*111*		*80.0-120*		*09/17/2023 23:50*	WG2133982
(S) Toluene-d8	*106*		*80.0-120*		*09/19/2023 01:26*	WG2134448
(S) 4-Bromofluorobenzene	*97.4*		*77.0-126*		*09/17/2023 23:50*	WG2133982
(S) 4-Bromofluorobenzene	*111*		*77.0-126*		*09/19/2023 01:26*	WG2134448
(S) 1,2-Dichloroethane-d4	*100*		*70.0-130*		*09/17/2023 23:50*	WG2133982
(S) 1,2-Dichloroethane-d4	*99.2*		*70.0-130*		*09/19/2023 01:26*	WG2134448

Volatile Organic Compounds (GC/MS) by Method 8260D

Analyte	Result ug/l	Qualifier	RDL ug/l	Dilution	Analysis date / time	Batch
Benzene	ND		1.00	1	09/17/2023 18:23	WG2133982
Toluene	ND		1.00	1	09/17/2023 18:23	WG2133982
Ethylbenzene	ND		1.00	1	09/17/2023 18:23	WG2133982
Total Xylenes	ND		3.00	1	09/17/2023 18:23	WG2133982
Methyl tert-butyl ether	ND		1.00	1	09/17/2023 18:23	WG2133982
Naphthalene	ND	C3	5.00	1	09/17/2023 18:23	WG2133982
1,2-Dichloroethane	ND		1.00	1	09/17/2023 18:23	WG2133982
(S) Toluene-d8	*109*		*80.0-120*		*09/17/2023 18:23*	WG2133982
(S) 4-Bromofluorobenzene	*92.1*		*77.0-126*		*09/17/2023 18:23*	WG2133982
(S) 1,2-Dichloroethane-d4	*102*		*70.0-130*		*09/17/2023 18:23*	WG2133982

Volatile Organic Compounds (GC/MS) by Method 8260D

Analyte	Result ug/l	Qualifier	RDL ug/l	Dilution	Analysis date / time	Batch
Benzene	ND		1.00	1	09/17/2023 18:45	WG2133982
Toluene	ND		1.00	1	09/17/2023 18:45	WG2133982
Ethylbenzene	ND		1.00	1	09/17/2023 18:45	WG2133982
Total Xylenes	ND		3.00	1	09/17/2023 18:45	WG2133982
Methyl tert-butyl ether	ND		1.00	1	09/17/2023 18:45	WG2133982
Naphthalene	ND	C3	5.00	1	09/17/2023 18:45	WG2133982
1,2-Dichloroethane	ND		1.00	1	09/17/2023 18:45	WG2133982
(S) Toluene-d8	*115*		*80.0-120*		*09/17/2023 18:45*	WG2133982
(S) 4-Bromofluorobenzene	*93.3*		*77.0-126*		*09/17/2023 18:45*	WG2133982
(S) 1,2-Dichloroethane-d4	*105*		*70.0-130*		*09/17/2023 18:45*	WG2133982

Volatile Organic Compounds (GC/MS) by Method 8260D

Analyte	Result ug/l	Qualifier	RDL ug/l	Dilution	Analysis date / time	Batch
Benzene	ND		1.00	1	09/17/2023 19:07	WG2133982
Toluene	ND		1.00	1	09/17/2023 19:07	WG2133982
Ethylbenzene	ND		1.00	1	09/17/2023 19:07	WG2133982
Total Xylenes	ND		3.00	1	09/17/2023 19:07	WG2133982
Methyl tert-butyl ether	ND		1.00	1	09/17/2023 19:07	WG2133982
Naphthalene	ND	C3	5.00	1	09/17/2023 19:07	WG2133982
1,2-Dichloroethane	ND		1.00	1	09/17/2023 19:07	WG2133982
(S) Toluene-d8	*109*		*80.0-120*		*09/17/2023 19:07*	WG2133982
(S) 4-Bromofluorobenzene	*89.1*		*77.0-126*		*09/17/2023 19:07*	WG2133982
(S) 1,2-Dichloroethane-d4	*101*		*70.0-130*		*09/17/2023 19:07*	WG2133982

Volatile Organic Compounds (GC/MS) by Method 8260D

Analyte	Result ug/l	Qualifier	RDL ug/l	Dilution	Analysis date / time	Batch
Benzene	ND		1.00	1	09/17/2023 19:29	WG2133982
Toluene	ND		1.00	1	09/17/2023 19:29	WG2133982
Ethylbenzene	ND		1.00	1	09/17/2023 19:29	WG2133982
Total Xylenes	ND		3.00	1	09/17/2023 19:29	WG2133982
Methyl tert-butyl ether	1.10		1.00	1	09/17/2023 19:29	WG2133982
Naphthalene	ND	C3	5.00	1	09/17/2023 19:29	WG2133982
1,2-Dichloroethane	ND		1.00	1	09/17/2023 19:29	WG2133982
(S) Toluene-d8	*108*		*80.0-120*		*09/17/2023 19:29*	WG2133982
(S) 4-Bromofluorobenzene	*89.8*		*77.0-126*		*09/17/2023 19:29*	WG2133982
(S) 1,2-Dichloroethane-d4	*104*		*70.0-130*		*09/17/2023 19:29*	WG2133982

Volatile Organic Compounds (GC/MS) by Method 8260D

Analyte	Result	Qualifier	RDL	Dilution	Analysis	Batch
	ug/l		ug/l		date / time	
Benzene	22.9		1.00	1	09/17/2023 19:50	WG2133982
Toluene	ND		1.00	1	09/17/2023 19:50	WG2133982
Ethylbenzene	ND		1.00	1	09/17/2023 19:50	WG2133982
Total Xylenes	ND		3.00	1	09/17/2023 19:50	WG2133982
Methyl tert-butyl ether	6.47		1.00	1	09/17/2023 19:50	WG2133982
Naphthalene	ND	C3	5.00	1	09/17/2023 19:50	WG2133982
1,2-Dichloroethane	ND		1.00	1	09/17/2023 19:50	WG2133982
(S) Toluene-d8	*112*		*80.0-120*		*09/17/2023 19:50*	WG2133982
(S) 4-Bromofluorobenzene	*93.2*		*77.0-126*		*09/17/2023 19:50*	WG2133982
(S) 1,2-Dichloroethane-d4	*102*		*70.0-130*		*09/17/2023 19:50*	WG2133982

Volatile Organic Compounds (GC/MS) by Method 8260D

Analyte	Result	Qualifier	RDL	Dilution	Analysis	Batch
	ug/l		ug/l		date / time	
Benzene	9.70		1.00	1	09/17/2023 20:12	WG2133982
Toluene	ND		1.00	1	09/17/2023 20:12	WG2133982
Ethylbenzene	ND		1.00	1	09/17/2023 20:12	WG2133982
Total Xylenes	6.12		3.00	1	09/17/2023 20:12	WG2133982
Methyl tert-butyl ether	38.5		1.00	1	09/17/2023 20:12	WG2133982
Naphthalene	ND	C3	5.00	1	09/17/2023 20:12	WG2133982
1,2-Dichloroethane	ND		1.00	1	09/17/2023 20:12	WG2133982
(S) Toluene-d8	*111*		*80.0-120*		*09/17/2023 20:12*	WG2133982
(S) 4-Bromofluorobenzene	*93.1*		*77.0-126*		*09/17/2023 20:12*	WG2133982
(S) 1,2-Dichloroethane-d4	*98.8*		*70.0-130*		*09/17/2023 20:12*	WG2133982

Volatile Organic Compounds (GC/MS) by Method 8260D

Analyte	Result	Qualifier	RDL	Dilution	Analysis	Batch
	ug/l		ug/l		date / time	
Benzene	ND		1.00	1	09/17/2023 20:34	WG2133982
Toluene	ND		1.00	1	09/17/2023 20:34	WG2133982
Ethylbenzene	ND		1.00	1	09/17/2023 20:34	WG2133982
Total Xylenes	ND		3.00	1	09/17/2023 20:34	WG2133982
Methyl tert-butyl ether	ND		1.00	1	09/17/2023 20:34	WG2133982
Naphthalene	ND	C3	5.00	1	09/17/2023 20:34	WG2133982
1,2-Dichloroethane	ND		1.00	1	09/17/2023 20:34	WG2133982
(S) Toluene-d8	*108*		*80.0-120*		*09/17/2023 20:34*	WG2133982
(S) 4-Bromofluorobenzene	*91.1*		*77.0-126*		*09/17/2023 20:34*	WG2133982
(S) 1,2-Dichloroethane-d4	*105*		*70.0-130*		*09/17/2023 20:34*	WG2133982

Volatile Organic Compounds (GC/MS) by Method 8260D

Analyte	Result	Qualifier	RDL	Dilution	Analysis	Batch
	ug/l		ug/l		date / time	
Benzene	ND		1.00	1	09/17/2023 20:56	WG2133982
Toluene	ND		1.00	1	09/17/2023 20:56	WG2133982
Ethylbenzene	ND		1.00	1	09/17/2023 20:56	WG2133982
Total Xylenes	ND		3.00	1	09/17/2023 20:56	WG2133982
Methyl tert-butyl ether	ND		1.00	1	09/17/2023 20:56	WG2133982
Naphthalene	ND	C3	5.00	1	09/17/2023 20:56	WG2133982
1,2-Dichloroethane	ND		1.00	1	09/17/2023 20:56	WG2133982
(S) Toluene-d8	*108*		*80.0-120*		*09/17/2023 20:56*	WG2133982
(S) 4-Bromofluorobenzene	*90.3*		*77.0-126*		*09/17/2023 20:56*	WG2133982
(S) 1,2-Dichloroethane-d4	*103*		*70.0-130*		*09/17/2023 20:56*	WG2133982

Volatile Organic Compounds (GC/MS) by Method 8260D

Analyte	Result	Qualifier	RDL	Dilution	Analysis	Batch
	ug/l		ug/l		date / time	
Benzene	ND		1.00	1	09/17/2023 21:18	WG2133982
Toluene	ND		1.00	1	09/17/2023 21:18	WG2133982
Ethylbenzene	ND		1.00	1	09/17/2023 21:18	WG2133982
Total Xylenes	ND		3.00	1	09/17/2023 21:18	WG2133982
Methyl tert-butyl ether	ND		1.00	1	09/17/2023 21:18	WG2133982
Naphthalene	ND	C3	5.00	1	09/17/2023 21:18	WG2133982
1,2-Dichloroethane	ND		1.00	1	09/17/2023 21:18	WG2133982
(S) Toluene-d8	*109*		*80.0-120*		*09/17/2023 21:18*	WG2133982
(S) 4-Bromofluorobenzene	*92.1*		*77.0-126*		*09/17/2023 21:18*	WG2133982
(S) 1,2-Dichloroethane-d4	*104*		*70.0-130*		*09/17/2023 21:18*	WG2133982

Volatile Organic Compounds (GC/MS) by Method 8260D

Analyte	Result ug/l	Qualifier	RDL ug/l	Dilution	Analysis date / time	Batch
Benzene	ND		1.00	1	09/17/2023 21:40	WG2133982
Toluene	ND		1.00	1	09/17/2023 21:40	WG2133982
Ethylbenzene	ND		1.00	1	09/17/2023 21:40	WG2133982
Total Xylenes	ND		3.00	1	09/17/2023 21:40	WG2133982
Methyl tert-butyl ether	ND		1.00	1	09/17/2023 21:40	WG2133982
Naphthalene	ND	C3	5.00	1	09/17/2023 21:40	WG2133982
1,2-Dichloroethane	ND		1.00	1	09/17/2023 21:40	WG2133982
(S) Toluene-d8	*108*		*80.0-120*		*09/17/2023 21:40*	WG2133982
(S) 4-Bromofluorobenzene	*92.4*		*77.0-126*		*09/17/2023 21:40*	WG2133982
(S) 1,2-Dichloroethane-d4	*104*		*70.0-130*		*09/17/2023 21:40*	WG2133982

Volatile Organic Compounds (GC/MS) by Method 8260D

Analyte	Result	Qualifier	RDL	Dilution	Analysis	Batch
	ug/l		ug/l		date / time	
Benzene	ND		1.00	1	09/17/2023 22:01	WG2133982
Toluene	ND		1.00	1	09/17/2023 22:01	WG2133982
Ethylbenzene	ND		1.00	1	09/17/2023 22:01	WG2133982
Total Xylenes	ND		3.00	1	09/17/2023 22:01	WG2133982
Methyl tert-butyl ether	19.1		1.00	1	09/17/2023 22:01	WG2133982
Naphthalene	ND	C3	5.00	1	09/17/2023 22:01	WG2133982
1,2-Dichloroethane	ND		1.00	1	09/17/2023 22:01	WG2133982
(S) Toluene-d8	*111*		*80.0-120*		*09/17/2023 22:01*	WG2133982
(S) 4-Bromofluorobenzene	*91.8*		*77.0-126*		*09/17/2023 22:01*	WG2133982
(S) 1,2-Dichloroethane-d4	*100*		*70.0-130*		*09/17/2023 22:01*	WG2133982

Volatile Organic Compounds (GC/MS) by Method 8260D

Analyte	Result	Qualifier	RDL	Dilution	Analysis	Batch
	ug/l		ug/l		date / time	
Benzene	58.1		1.00	1	09/17/2023 22:23	WG2133982
Toluene	1.02		1.00	1	09/17/2023 22:23	WG2133982
Ethylbenzene	1.42		1.00	1	09/17/2023 22:23	WG2133982
Total Xylenes	11.1		3.00	1	09/17/2023 22:23	WG2133982
Methyl tert-butyl ether	1.05		1.00	1	09/17/2023 22:23	WG2133982
Naphthalene	ND	C3	5.00	1	09/17/2023 22:23	WG2133982
1,2-Dichloroethane	ND		1.00	1	09/17/2023 22:23	WG2133982
(S) Toluene-d8	*111*		*80.0-120*		*09/17/2023 22:23*	WG2133982
(S) 4-Bromofluorobenzene	*93.1*		*77.0-126*		*09/17/2023 22:23*	WG2133982
(S) 1,2-Dichloroethane-d4	*102*		*70.0-130*		*09/17/2023 22:23*	WG2133982

Volatile Organic Compounds (GC/MS) by Method 8260D

Analyte	Result ug/l	Qualifier	RDL ug/l	Dilution	Analysis date / time	Batch
Benzene	52.3		1.00	1	09/17/2023 22:45	WG2133982
Toluene	ND		1.00	1	09/17/2023 22:45	WG2133982
Ethylbenzene	1.33		1.00	1	09/17/2023 22:45	WG2133982
Total Xylenes	9.99		3.00	1	09/17/2023 22:45	WG2133982
Methyl tert-butyl ether	ND		1.00	1	09/17/2023 22:45	WG2133982
Naphthalene	ND	C3	5.00	1	09/17/2023 22:45	WG2133982
1,2-Dichloroethane	ND		1.00	1	09/17/2023 22:45	WG2133982
(S) Toluene-d8	*110*		*80.0-120*		*09/17/2023 22:45*	WG2133982
(S) 4-Bromofluorobenzene	*93.8*		*77.0-126*		*09/17/2023 22:45*	WG2133982
(S) 1,2-Dichloroethane-d4	*96.0*		*70.0-130*		*09/17/2023 22:45*	WG2133982

Volatile Organic Compounds (GC/MS) by Method 8260D

Analyte	Result ug/l	Qualifier	RDL ug/l	Dilution	Analysis date / time	Batch
Benzene	ND		1.00	1	09/18/2023 02:00	WG2133995
Toluene	ND		1.00	1	09/18/2023 02:00	WG2133995
Ethylbenzene	ND		1.00	1	09/18/2023 02:00	WG2133995
Total Xylenes	ND		3.00	1	09/18/2023 02:00	WG2133995
Methyl tert-butyl ether	ND		1.00	1	09/18/2023 02:00	WG2133995
Naphthalene	ND	C3	5.00	1	09/18/2023 02:00	WG2133995
1,2-Dichloroethane	ND		1.00	1	09/18/2023 02:00	WG2133995
(S) Toluene-d8	*110*		*80.0-120*		*09/18/2023 02:00*	WG2133995
(S) 4-Bromofluorobenzene	*93.3*		*77.0-126*		*09/18/2023 02:00*	WG2133995
(S) 1,2-Dichloroethane-d4	*101*		*70.0-130*		*09/18/2023 02:00*	WG2133995

Volatile Organic Compounds (GC/MS) by Method 8260D

Analyte	Result	Qualifier	RDL	Dilution	Analysis	Batch
	ug/l		ug/l		date / time	
Benzene	ND		1.00	1	09/18/2023 02:22	WG2133995
Toluene	ND		1.00	1	09/18/2023 02:22	WG2133995
Ethylbenzene	ND		1.00	1	09/18/2023 02:22	WG2133995
Total Xylenes	ND		3.00	1	09/18/2023 02:22	WG2133995
Methyl tert-butyl ether	2.83		1.00	1	09/18/2023 02:22	WG2133995
Naphthalene	ND	C3	5.00	1	09/18/2023 02:22	WG2133995
1,2-Dichloroethane	ND		1.00	1	09/18/2023 02:22	WG2133995
(S) Toluene-d8	*110*		*80.0-120*		*09/18/2023 02:22*	WG2133995
(S) 4-Bromofluorobenzene	*92.4*		*77.0-126*		*09/18/2023 02:22*	WG2133995
(S) 1,2-Dichloroethane-d4	*104*		*70.0-130*		*09/18/2023 02:22*	WG2133995

Volatile Organic Compounds (GC/MS) by Method 8260D

Analyte	Result	Qualifier	RDL	Dilution	Analysis	Batch
	ug/l		ug/l		date / time	
Benzene	1.36		1.00	1	09/18/2023 02:43	WG2133995
Toluene	ND		1.00	1	09/18/2023 02:43	WG2133995
Ethylbenzene	ND		1.00	1	09/18/2023 02:43	WG2133995
Total Xylenes	ND		3.00	1	09/18/2023 02:43	WG2133995
Methyl tert-butyl ether	10.1		1.00	1	09/18/2023 02:43	WG2133995
Naphthalene	ND	C3	5.00	1	09/18/2023 02:43	WG2133995
1,2-Dichloroethane	ND		1.00	1	09/18/2023 02:43	WG2133995
(S) Toluene-d8	*114*		*80.0-120*		*09/18/2023 02:43*	WG2133995
(S) 4-Bromofluorobenzene	*91.4*		*77.0-126*		*09/18/2023 02:43*	WG2133995
(S) 1,2-Dichloroethane-d4	*99.1*		*70.0-130*		*09/18/2023 02:43*	WG2133995

Volatile Organic Compounds (GC/MS) by Method 8260D

Analyte	Result	Qualifier	RDL	Dilution	Analysis	Batch
	ug/l		ug/l		date / time	
Benzene	41.7		1.00	1	09/19/2023 01:47	WG2134452
Toluene	ND		1.00	1	09/19/2023 01:47	WG2134452
Ethylbenzene	ND		1.00	1	09/19/2023 01:47	WG2134452
Total Xylenes	ND		3.00	1	09/19/2023 01:47	WG2134452
Methyl tert-butyl ether	16.0		1.00	1	09/19/2023 01:47	WG2134452
Naphthalene	ND		5.00	1	09/20/2023 02:23	WG2135211
1,2-Dichloroethane	ND		1.00	1	09/19/2023 01:47	WG2134452
(S) Toluene-d8	*108*		*80.0-120*		*09/19/2023 01:47*	WG2134452
(S) Toluene-d8	*111*		*80.0-120*		*09/20/2023 02:23*	WG2135211
(S) 4-Bromofluorobenzene	*114*		*77.0-126*		*09/19/2023 01:47*	WG2134452
(S) 4-Bromofluorobenzene	*105*		*77.0-126*		*09/20/2023 02:23*	WG2135211
(S) 1,2-Dichloroethane-d4	*92.9*		*70.0-130*		*09/19/2023 01:47*	WG2134452
(S) 1,2-Dichloroethane-d4	*111*		*70.0-130*		*09/20/2023 02:23*	WG2135211

Volatile Organic Compounds (GC/MS) by Method 8260D

Analyte	Result ug/l	Qualifier	RDL ug/l	Dilution	Analysis date / time	Batch
Benzene	ND		1.00	1	09/18/2023 03:05	WG2133995
Toluene	ND		1.00	1	09/18/2023 03:05	WG2133995
Ethylbenzene	ND		1.00	1	09/18/2023 03:05	WG2133995
Total Xylenes	ND		3.00	1	09/18/2023 03:05	WG2133995
Methyl tert-butyl ether	ND		1.00	1	09/18/2023 03:05	WG2133995
Naphthalene	ND	C3	5.00	1	09/18/2023 03:05	WG2133995
1,2-Dichloroethane	ND		1.00	1	09/18/2023 03:05	WG2133995
(S) Toluene-d8	*111*		*80.0-120*		*09/18/2023 03:05*	WG2133995
(S) 4-Bromofluorobenzene	*93.1*		*77.0-126*		*09/18/2023 03:05*	WG2133995
(S) 1,2-Dichloroethane-d4	*104*		*70.0-130*		*09/18/2023 03:05*	WG2133995

Volatile Organic Compounds (GC/MS) by Method 8260D

Analyte	Result	Qualifier	RDL	Dilution	Analysis	Batch
	ug/l		ug/l		date / time	
Benzene	ND		1.00	1	09/18/2023 03:27	WG2133995
Toluene	ND		1.00	1	09/18/2023 03:27	WG2133995
Ethylbenzene	ND		1.00	1	09/18/2023 03:27	WG2133995
Total Xylenes	ND		3.00	1	09/18/2023 03:27	WG2133995
Methyl tert-butyl ether	ND		1.00	1	09/18/2023 03:27	WG2133995
Naphthalene	ND	C3	5.00	1	09/18/2023 03:27	WG2133995
1,2-Dichloroethane	ND		1.00	1	09/18/2023 03:27	WG2133995
(S) Toluene-d8	*105*		*80.0-120*		*09/18/2023 03:27*	WG2133995
(S) 4-Bromofluorobenzene	*87.9*		*77.0-126*		*09/18/2023 03:27*	WG2133995
(S) 1,2-Dichloroethane-d4	*103*		*70.0-130*		*09/18/2023 03:27*	WG2133995

Volatile Organic Compounds (GC/MS) by Method 8260D

Analyte	Result	Qualifier	RDL	Dilution	Analysis	Batch
	ug/l		ug/l		date / time	
Benzene	ND		1.00	1	09/18/2023 03:49	WG2133995
Toluene	ND		1.00	1	09/18/2023 03:49	WG2133995
Ethylbenzene	ND		1.00	1	09/18/2023 03:49	WG2133995
Total Xylenes	ND		3.00	1	09/18/2023 03:49	WG2133995
Methyl tert-butyl ether	ND		1.00	1	09/18/2023 03:49	WG2133995
Naphthalene	ND	C3	5.00	1	09/18/2023 03:49	WG2133995
1,2-Dichloroethane	ND		1.00	1	09/18/2023 03:49	WG2133995
(S) Toluene-d8	*109*		*80.0-120*		*09/18/2023 03:49*	WG2133995
(S) 4-Bromofluorobenzene	*90.8*		*77.0-126*		*09/18/2023 03:49*	WG2133995
(S) 1,2-Dichloroethane-d4	*104*		*70.0-130*		*09/18/2023 03:49*	WG2133995

Volatile Organic Compounds (GC/MS) by Method 8260D

Analyte	Result	Qualifier	RDL	Dilution	Analysis	Batch
	ug/l		ug/l		date / time	
Benzene	1760		100	100	09/18/2023 08:54	WG2133995
Toluene	8980		100	100	09/18/2023 08:54	WG2133995
Ethylbenzene	869		100	100	09/18/2023 08:54	WG2133995
Total Xylenes	6010		300	100	09/18/2023 08:54	WG2133995
Methyl tert-butyl ether	ND		100	100	09/18/2023 08:54	WG2133995
Naphthalene	ND	C3	500	100	09/18/2023 08:54	WG2133995
1,2-Dichloroethane	ND		100	100	09/18/2023 08:54	WG2133995
(S) Toluene-d8	*109*		*80.0-120*		*09/18/2023 08:54*	WG2133995
(S) 4-Bromofluorobenzene	*94.0*		*77.0-126*		*09/18/2023 08:54*	WG2133995
(S) 1,2-Dichloroethane-d4	*98.8*		*70.0-130*		*09/18/2023 08:54*	WG2133995

Volatile Organic Compounds (GC/MS) by Method 8260D

Analyte	Result	Qualifier	RDL	Dilution	Analysis	Batch
	ug/l		ug/l		date / time	
Benzene	ND		1.00	1	09/18/2023 04:10	WG2133995
Toluene	ND		1.00	1	09/18/2023 04:10	WG2133995
Ethylbenzene	ND		1.00	1	09/18/2023 04:10	WG2133995
Total Xylenes	ND		3.00	1	09/18/2023 04:10	WG2133995
Methyl tert-butyl ether	ND		1.00	1	09/18/2023 04:10	WG2133995
Naphthalene	ND	C3	5.00	1	09/18/2023 04:10	WG2133995
1,2-Dichloroethane	ND		1.00	1	09/18/2023 04:10	WG2133995
(S) Toluene-d8	*111*		*80.0-120*		*09/18/2023 04:10*	WG2133995
(S) 4-Bromofluorobenzene	*92.4*		*77.0-126*		*09/18/2023 04:10*	WG2133995
(S) 1,2-Dichloroethane-d4	*103*		*70.0-130*		*09/18/2023 04:10*	WG2133995

Volatile Organic Compounds (GC/MS) by Method 8260D

Analyte	Result	Qualifier	RDL	Dilution	Analysis	Batch
	ug/l		ug/l		date / time	
Benzene	ND		1.00	1	09/18/2023 04:32	WG2133995
Toluene	ND		1.00	1	09/18/2023 04:32	WG2133995
Ethylbenzene	ND		1.00	1	09/18/2023 04:32	WG2133995
Total Xylenes	ND		3.00	1	09/18/2023 04:32	WG2133995
Methyl tert-butyl ether	19.5		1.00	1	09/18/2023 04:32	WG2133995
Naphthalene	ND	C3	5.00	1	09/18/2023 04:32	WG2133995
1,2-Dichloroethane	ND		1.00	1	09/18/2023 04:32	WG2133995
(S) Toluene-d8	*107*		*80.0-120*		*09/18/2023 04:32*	WG2133995
(S) 4-Bromofluorobenzene	*92.6*		*77.0-126*		*09/18/2023 04:32*	WG2133995
(S) 1,2-Dichloroethane-d4	*103*		*70.0-130*		*09/18/2023 04:32*	WG2133995

Volatile Organic Compounds (GC/MS) by Method 8260D

Analyte	Result	Qualifier	RDL	Dilution	Analysis	Batch
	ug/l		ug/l		date / time	
Benzene	ND		1.00	1	09/18/2023 04:54	WG2133995
Toluene	ND		1.00	1	09/18/2023 04:54	WG2133995
Ethylbenzene	ND		1.00	1	09/18/2023 04:54	WG2133995
Total Xylenes	ND		3.00	1	09/18/2023 04:54	WG2133995
Methyl tert-butyl ether	ND		1.00	1	09/18/2023 04:54	WG2133995
Naphthalene	ND	C3	5.00	1	09/18/2023 04:54	WG2133995
1,2-Dichloroethane	ND		1.00	1	09/18/2023 04:54	WG2133995
(S) Toluene-d8	*111*		*80.0-120*		*09/18/2023 04:54*	WG2133995
(S) 4-Bromofluorobenzene	*92.8*		*77.0-126*		*09/18/2023 04:54*	WG2133995
(S) 1,2-Dichloroethane-d4	*107*		*70.0-130*		*09/18/2023 04:54*	WG2133995

Volatile Organic Compounds (GC/MS) by Method 8260D

Analyte	Result	Qualifier	RDL	Dilution	Analysis	Batch
	ug/l		ug/l		date / time	
Benzene	ND		1.00	1	09/18/2023 05:16	WG2133995
Toluene	ND		1.00	1	09/18/2023 05:16	WG2133995
Ethylbenzene	ND		1.00	1	09/18/2023 05:16	WG2133995
Total Xylenes	ND		3.00	1	09/18/2023 05:16	WG2133995
Methyl tert-butyl ether	ND		1.00	1	09/18/2023 05:16	WG2133995
Naphthalene	ND	C3	5.00	1	09/18/2023 05:16	WG2133995
1,2-Dichloroethane	ND		1.00	1	09/18/2023 05:16	WG2133995
(S) Toluene-d8	*110*		*80.0-120*		*09/18/2023 05:16*	WG2133995
(S) 4-Bromofluorobenzene	*90.8*		*77.0-126*		*09/18/2023 05:16*	WG2133995
(S) 1,2-Dichloroethane-d4	*102*		*70.0-130*		*09/18/2023 05:16*	WG2133995

Volatile Organic Compounds (GC/MS) by Method 8260D

Analyte	Result	Qualifier	RDL	Dilution	Analysis	Batch
	ug/l		ug/l		date / time	
Benzene	ND		1.00	1	09/18/2023 05:38	WG2133995
Toluene	ND		1.00	1	09/18/2023 05:38	WG2133995
Ethylbenzene	ND		1.00	1	09/18/2023 05:38	WG2133995
Total Xylenes	ND		3.00	1	09/18/2023 05:38	WG2133995
Methyl tert-butyl ether	ND		1.00	1	09/18/2023 05:38	WG2133995
Naphthalene	ND	C3	5.00	1	09/18/2023 05:38	WG2133995
1,2-Dichloroethane	ND		1.00	1	09/18/2023 05:38	WG2133995
(S) Toluene-d8	*110*		*80.0-120*		*09/18/2023 05:38*	WG2133995
(S) 4-Bromofluorobenzene	*91.7*		*77.0-126*		*09/18/2023 05:38*	WG2133995
(S) 1,2-Dichloroethane-d4	*105*		*70.0-130*		*09/18/2023 05:38*	WG2133995

Volatile Organic Compounds (GC/MS) by Method 8260D

Analyte	Result ug/l	Qualifier	RDL ug/l	Dilution	Analysis date / time	Batch
Benzene	ND		1.00	1	09/18/2023 06:00	WG2133995
Toluene	ND		1.00	1	09/18/2023 06:00	WG2133995
Ethylbenzene	ND		1.00	1	09/18/2023 06:00	WG2133995
Total Xylenes	ND		3.00	1	09/18/2023 06:00	WG2133995
Methyl tert-butyl ether	ND		1.00	1	09/18/2023 06:00	WG2133995
Naphthalene	ND	C3	5.00	1	09/18/2023 06:00	WG2133995
1,2-Dichloroethane	ND		1.00	1	09/18/2023 06:00	WG2133995
(S) Toluene-d8	*107*		*80.0-120*		*09/18/2023 06:00*	WG2133995
(S) 4-Bromofluorobenzene	*94.7*		*77.0-126*		*09/18/2023 06:00*	WG2133995
(S) 1,2-Dichloroethane-d4	*100*		*70.0-130*		*09/18/2023 06:00*	WG2133995

Volatile Organic Compounds (GC/MS) by Method 8260D

Analyte	Result	Qualifier	RDL	Dilution	Analysis	Batch
	ug/l		ug/l		date / time	
Benzene	ND		1.00	1	09/18/2023 06:21	WG2133995
Toluene	ND		1.00	1	09/18/2023 06:21	WG2133995
Ethylbenzene	ND		1.00	1	09/18/2023 06:21	WG2133995
Total Xylenes	ND		3.00	1	09/18/2023 06:21	WG2133995
Methyl tert-butyl ether	ND		1.00	1	09/18/2023 06:21	WG2133995
Naphthalene	ND	C3	5.00	1	09/18/2023 06:21	WG2133995
1,2-Dichloroethane	ND		1.00	1	09/18/2023 06:21	WG2133995
(S) Toluene-d8	*108*		*80.0-120*		*09/18/2023 06:21*	WG2133995
(S) 4-Bromofluorobenzene	*91.9*		*77.0-126*		*09/18/2023 06:21*	WG2133995
(S) 1,2-Dichloroethane-d4	*101*		*70.0-130*		*09/18/2023 06:21*	WG2133995

Volatile Organic Compounds (GC/MS) by Method 8260D

Analyte	Result ug/l	Qualifier	RDL ug/l	Dilution	Analysis date / time	Batch
Benzene	ND		1.00	1	09/18/2023 06:43	WG2133995
Toluene	ND		1.00	1	09/18/2023 06:43	WG2133995
Ethylbenzene	ND		1.00	1	09/18/2023 06:43	WG2133995
Total Xylenes	ND		3.00	1	09/18/2023 06:43	WG2133995
Methyl tert-butyl ether	ND		1.00	1	09/18/2023 06:43	WG2133995
Naphthalene	ND	C3	5.00	1	09/18/2023 06:43	WG2133995
1,2-Dichloroethane	ND		1.00	1	09/18/2023 06:43	WG2133995
(S) Toluene-d8	*109*		*80.0-120*		*09/18/2023 06:43*	WG2133995
(S) 4-Bromofluorobenzene	*89.1*		*77.0-126*		*09/18/2023 06:43*	WG2133995
(S) 1,2-Dichloroethane-d4	*104*		*70.0-130*		*09/18/2023 06:43*	WG2133995

Volatile Organic Compounds (GC/MS) by Method 8260D

Analyte	Result	Qualifier	RDL	Dilution	Analysis	Batch
	ug/l		ug/l		date / time	
Benzene	1.43		1.00	1	09/18/2023 07:05	WG2133995
Toluene	ND		1.00	1	09/18/2023 07:05	WG2133995
Ethylbenzene	ND		1.00	1	09/18/2023 07:05	WG2133995
Total Xylenes	ND		3.00	1	09/18/2023 07:05	WG2133995
Methyl tert-butyl ether	ND		1.00	1	09/18/2023 07:05	WG2133995
Naphthalene	ND	C3	5.00	1	09/18/2023 07:05	WG2133995
1,2-Dichloroethane	ND		1.00	1	09/18/2023 07:05	WG2133995
(S) Toluene-d8	*112*		*80.0-120*		*09/18/2023 07:05*	WG2133995
(S) 4-Bromofluorobenzene	*96.1*		*77.0-126*		*09/18/2023 07:05*	WG2133995
(S) 1,2-Dichloroethane-d4	*103*		*70.0-130*		*09/18/2023 07:05*	WG2133995

Volatile Organic Compounds (GC/MS) by Method 8260D

Analyte	Result	Qualifier	RDL	Dilution	Analysis	Batch
	ug/l		ug/l		date / time	
Benzene	ND		1.00	1	09/18/2023 07:27	WG2133995
Toluene	ND		1.00	1	09/18/2023 07:27	WG2133995
Ethylbenzene	ND		1.00	1	09/18/2023 07:27	WG2133995
Total Xylenes	ND		3.00	1	09/18/2023 07:27	WG2133995
Methyl tert-butyl ether	ND		1.00	1	09/18/2023 07:27	WG2133995
Naphthalene	ND	C3	5.00	1	09/18/2023 07:27	WG2133995
1,2-Dichloroethane	ND		1.00	1	09/18/2023 07:27	WG2133995
(S) Toluene-d8	*109*		*80.0-120*		*09/18/2023 07:27*	WG2133995
(S) 4-Bromofluorobenzene	*94.7*		*77.0-126*		*09/18/2023 07:27*	WG2133995
(S) 1,2-Dichloroethane-d4	*105*		*70.0-130*		*09/18/2023 07:27*	WG2133995

Volatile Organic Compounds (GC/MS) by Method 8260D

Analyte	Result	Qualifier	RDL	Dilution	Analysis	Batch
	ug/l		ug/l		date / time	
Benzene	ND		1.00	1	09/18/2023 07:49	WG2133995
Toluene	ND		1.00	1	09/18/2023 07:49	WG2133995
Ethylbenzene	ND		1.00	1	09/18/2023 07:49	WG2133995
Total Xylenes	ND		3.00	1	09/18/2023 07:49	WG2133995
Methyl tert-butyl ether	ND		1.00	1	09/18/2023 07:49	WG2133995
Naphthalene	ND	C3	5.00	1	09/18/2023 07:49	WG2133995
1,2-Dichloroethane	ND		1.00	1	09/18/2023 07:49	WG2133995
(S) Toluene-d8	*112*		*80.0-120*		*09/18/2023 07:49*	WG2133995
(S) 4-Bromofluorobenzene	*92.1*		*77.0-126*		*09/18/2023 07:49*	WG2133995
(S) 1,2-Dichloroethane-d4	*102*		*70.0-130*		*09/18/2023 07:49*	WG2133995

Volatile Organic Compounds (GC/MS) by Method 8260D

Analyte	Result	Qualifier	RDL	Dilution	Analysis	Batch
	ug/l		ug/l		date / time	
Benzene	ND		1.00	1	09/18/2023 08:10	WG2133995
Toluene	ND		1.00	1	09/18/2023 08:10	WG2133995
Ethylbenzene	ND		1.00	1	09/18/2023 08:10	WG2133995
Total Xylenes	ND		3.00	1	09/18/2023 08:10	WG2133995
Methyl tert-butyl ether	ND		1.00	1	09/18/2023 08:10	WG2133995
Naphthalene	ND	C3	5.00	1	09/18/2023 08:10	WG2133995
1,2-Dichloroethane	ND		1.00	1	09/18/2023 08:10	WG2133995
(S) Toluene-d8	*109*		*80.0-120*		*09/18/2023 08:10*	WG2133995
(S) 4-Bromofluorobenzene	*93.9*		*77.0-126*		*09/18/2023 08:10*	WG2133995
(S) 1,2-Dichloroethane-d4	*102*		*70.0-130*		*09/18/2023 08:10*	WG2133995

Volatile Organic Compounds (GC/MS) by Method 8260D

Analyte	Result	Qualifier	RDL	Dilution	Analysis	Batch
	ug/l		ug/l		date / time	
Benzene	ND		1.00	1	09/18/2023 03:46	WG2134014
Toluene	ND		1.00	1	09/18/2023 03:46	WG2134014
Ethylbenzene	ND		1.00	1	09/18/2023 03:46	WG2134014
Total Xylenes	ND		3.00	1	09/18/2023 03:46	WG2134014
Methyl tert-butyl ether	ND		1.00	1	09/18/2023 03:46	WG2134014
Naphthalene	ND		5.00	1	09/18/2023 03:46	WG2134014
1,2-Dichloroethane	ND		1.00	1	09/18/2023 03:46	WG2134014
(S) Toluene-d8	*103*		*80.0-120*		*09/18/2023 03:46*	WG2134014
(S) 4-Bromofluorobenzene	*107*		*77.0-126*		*09/18/2023 03:46*	WG2134014
(S) 1,2-Dichloroethane-d4	*99.1*		*70.0-130*		*09/18/2023 03:46*	WG2134014

Volatile Organic Compounds (GC/MS) by Method 8260D

Analyte	Result	Qualifier	RDL	Dilution	Analysis	Batch
	ug/l		ug/l		date / time	
Benzene	94.9		10.0	10	09/18/2023 09:22	WG2134014
Toluene	257		10.0	10	09/18/2023 09:22	WG2134014
Ethylbenzene	311		10.0	10	09/18/2023 09:22	WG2134014
Total Xylenes	1900		30.0	10	09/18/2023 09:22	WG2134014
Methyl tert-butyl ether	ND		10.0	10	09/18/2023 09:22	WG2134014
Naphthalene	ND		50.0	10	09/18/2023 09:22	WG2134014
1,2-Dichloroethane	ND		10.0	10	09/18/2023 09:22	WG2134014
(S) Toluene-d8	*98.6*		*80.0-120*		*09/18/2023 09:22*	WG2134014
(S) 4-Bromofluorobenzene	*102*		*77.0-126*		*09/18/2023 09:22*	WG2134014
(S) 1,2-Dichloroethane-d4	*97.1*		*70.0-130*		*09/18/2023 09:22*	WG2134014

Volatile Organic Compounds (GC/MS) by Method 8260D

Analyte	Result	Qualifier	RDL	Dilution	Analysis	Batch
	ug/l		ug/l		date / time	
Benzene	ND		1.00	1	09/18/2023 04:06	WG2134014
Toluene	ND		1.00	1	09/18/2023 04:06	WG2134014
Ethylbenzene	ND		1.00	1	09/18/2023 04:06	WG2134014
Total Xylenes	ND		3.00	1	09/18/2023 04:06	WG2134014
Methyl tert-butyl ether	ND		1.00	1	09/18/2023 04:06	WG2134014
Naphthalene	ND		5.00	1	09/18/2023 04:06	WG2134014
1,2-Dichloroethane	ND		1.00	1	09/18/2023 04:06	WG2134014
(S) Toluene-d8	*98.9*		*80.0-120*		*09/18/2023 04:06*	WG2134014
(S) 4-Bromofluorobenzene	*103*		*77.0-126*		*09/18/2023 04:06*	WG2134014
(S) 1,2-Dichloroethane-d4	*98.1*		*70.0-130*		*09/18/2023 04:06*	WG2134014

Volatile Organic Compounds (GC/MS) by Method 8260D

Analyte	Result	Qualifier	RDL	Dilution	Analysis	Batch
	ug/l		ug/l		date / time	
Benzene	3.19		1.00	1	09/18/2023 04:25	WG2134014
Toluene	ND		1.00	1	09/18/2023 04:25	WG2134014
Ethylbenzene	ND		1.00	1	09/18/2023 04:25	WG2134014
Total Xylenes	ND		3.00	1	09/18/2023 04:25	WG2134014
Methyl tert-butyl ether	1.82		1.00	1	09/18/2023 04:25	WG2134014
Naphthalene	ND		5.00	1	09/18/2023 04:25	WG2134014
1,2-Dichloroethane	ND		1.00	1	09/18/2023 04:25	WG2134014
(S) Toluene-d8	*99.1*		*80.0-120*		*09/18/2023 04:25*	WG2134014
(S) 4-Bromofluorobenzene	*99.7*		*77.0-126*		*09/18/2023 04:25*	WG2134014
(S) 1,2-Dichloroethane-d4	*92.6*		*70.0-130*		*09/18/2023 04:25*	WG2134014

Volatile Organic Compounds (GC/MS) by Method 8260D

Analyte	Result	Qualifier	RDL	Dilution	Analysis	Batch
	ug/l		ug/l		date / time	
Benzene	ND		1.00	1	09/18/2023 04:45	WG2134014
Toluene	ND		1.00	1	09/18/2023 04:45	WG2134014
Ethylbenzene	ND		1.00	1	09/18/2023 04:45	WG2134014
Total Xylenes	ND		3.00	1	09/18/2023 04:45	WG2134014
Methyl tert-butyl ether	ND		1.00	1	09/18/2023 04:45	WG2134014
Naphthalene	ND		5.00	1	09/18/2023 04:45	WG2134014
1,2-Dichloroethane	ND		1.00	1	09/18/2023 04:45	WG2134014
(S) Toluene-d8	*99.0*		*80.0-120*		*09/18/2023 04:45*	WG2134014
(S) 4-Bromofluorobenzene	*98.3*		*77.0-126*		*09/18/2023 04:45*	WG2134014
(S) 1,2-Dichloroethane-d4	*97.4*		*70.0-130*		*09/18/2023 04:45*	WG2134014

Volatile Organic Compounds (GC/MS) by Method 8260D

Analyte	Result	Qualifier	RDL	Dilution	Analysis	Batch
	ug/l		ug/l		date / time	
Benzene	ND		1.00	1	09/18/2023 05:05	WG2134014
Toluene	ND		1.00	1	09/18/2023 05:05	WG2134014
Ethylbenzene	ND		1.00	1	09/18/2023 05:05	WG2134014
Total Xylenes	ND		3.00	1	09/18/2023 05:05	WG2134014
Methyl tert-butyl ether	ND		1.00	1	09/18/2023 05:05	WG2134014
Naphthalene	ND		5.00	1	09/18/2023 05:05	WG2134014
1,2-Dichloroethane	ND		1.00	1	09/18/2023 05:05	WG2134014
(S) Toluene-d8	*99.3*		*80.0-120*		*09/18/2023 05:05*	WG2134014
(S) 4-Bromofluorobenzene	*100*		*77.0-126*		*09/18/2023 05:05*	WG2134014
(S) 1,2-Dichloroethane-d4	*95.6*		*70.0-130*		*09/18/2023 05:05*	WG2134014

Volatile Organic Compounds (GC/MS) by Method 8260D

Analyte	Result	Qualifier	RDL	Dilution	Analysis	Batch
	ug/l		ug/l		date / time	
Benzene	ND		1.00	1	09/18/2023 05:25	WG2134014
Toluene	ND		1.00	1	09/18/2023 05:25	WG2134014
Ethylbenzene	ND		1.00	1	09/18/2023 05:25	WG2134014
Total Xylenes	ND		3.00	1	09/18/2023 05:25	WG2134014
Methyl tert-butyl ether	ND		1.00	1	09/18/2023 05:25	WG2134014
Naphthalene	ND		5.00	1	09/18/2023 05:25	WG2134014
1,2-Dichloroethane	ND		1.00	1	09/18/2023 05:25	WG2134014
(S) Toluene-d8	*98.1*		*80.0-120*		*09/18/2023 05:25*	WG2134014
(S) 4-Bromofluorobenzene	*96.6*		*77.0-126*		*09/18/2023 05:25*	WG2134014
(S) 1,2-Dichloroethane-d4	*96.4*		*70.0-130*		*09/18/2023 05:25*	WG2134014

Volatile Organic Compounds (GC/MS) by Method 8260D

Analyte	Result	Qualifier	RDL	Dilution	Analysis	Batch
	ug/l		ug/l		date / time	
Benzene	9.54		1.00	1	09/18/2023 05:45	WG2134014
Toluene	1.01		1.00	1	09/18/2023 05:45	WG2134014
Ethylbenzene	8.28		1.00	1	09/18/2023 05:45	WG2134014
Total Xylenes	ND		3.00	1	09/18/2023 05:45	WG2134014
Methyl tert-butyl ether	ND		1.00	1	09/18/2023 05:45	WG2134014
Naphthalene	9.36		5.00	1	09/18/2023 05:45	WG2134014
1,2-Dichloroethane	ND		1.00	1	09/18/2023 05:45	WG2134014
(S) Toluene-d8	*97.6*		*80.0-120*		*09/18/2023 05:45*	WG2134014
(S) 4-Bromofluorobenzene	*98.8*		*77.0-126*		*09/18/2023 05:45*	WG2134014
(S) 1,2-Dichloroethane-d4	*106*		*70.0-130*		*09/18/2023 05:45*	WG2134014

Volatile Organic Compounds (GC/MS) by Method 8260D

Analyte	Result	Qualifier	RDL	Dilution	Analysis	Batch
	ug/l		ug/l		date / time	
Benzene	ND		1.00	1	09/18/2023 06:04	WG2134014
Toluene	ND		1.00	1	09/18/2023 06:04	WG2134014
Ethylbenzene	ND		1.00	1	09/18/2023 06:04	WG2134014
Total Xylenes	ND		3.00	1	09/18/2023 06:04	WG2134014
Methyl tert-butyl ether	ND		1.00	1	09/18/2023 06:04	WG2134014
Naphthalene	ND		5.00	1	09/18/2023 06:04	WG2134014
1,2-Dichloroethane	ND		1.00	1	09/18/2023 06:04	WG2134014
(S) Toluene-d8	*101*		*80.0-120*		*09/18/2023 06:04*	WG2134014
(S) 4-Bromofluorobenzene	*99.4*		*77.0-126*		*09/18/2023 06:04*	WG2134014
(S) 1,2-Dichloroethane-d4	*102*		*70.0-130*		*09/18/2023 06:04*	WG2134014

Volatile Organic Compounds (GC/MS) by Method 8260D

Analyte	Result	Qualifier	RDL	Dilution	Analysis	Batch
	ug/l		ug/l		date / time	
Benzene	ND		1.00	1	09/18/2023 06:24	WG2134014
Toluene	ND		1.00	1	09/18/2023 06:24	WG2134014
Ethylbenzene	ND		1.00	1	09/18/2023 06:24	WG2134014
Total Xylenes	ND		3.00	1	09/18/2023 06:24	WG2134014
Methyl tert-butyl ether	ND		1.00	1	09/18/2023 06:24	WG2134014
Naphthalene	ND		5.00	1	09/18/2023 06:24	WG2134014
1,2-Dichloroethane	ND		1.00	1	09/18/2023 06:24	WG2134014
(S) Toluene-d8	*96.8*		*80.0-120*		*09/18/2023 06:24*	WG2134014
(S) 4-Bromofluorobenzene	*100*		*77.0-126*		*09/18/2023 06:24*	WG2134014
(S) 1,2-Dichloroethane-d4	*104*		*70.0-130*		*09/18/2023 06:24*	WG2134014

Volatile Organic Compounds (GC/MS) by Method 8260D

Analyte	Result	Qualifier	RDL	Dilution	Analysis	Batch
	ug/l		ug/l		date / time	
Benzene	ND		1.00	1	09/18/2023 06:44	WG2134014
Toluene	ND		1.00	1	09/18/2023 06:44	WG2134014
Ethylbenzene	ND		1.00	1	09/18/2023 06:44	WG2134014
Total Xylenes	ND		3.00	1	09/18/2023 06:44	WG2134014
Methyl tert-butyl ether	ND		1.00	1	09/18/2023 06:44	WG2134014
Naphthalene	ND		5.00	1	09/18/2023 06:44	WG2134014
1,2-Dichloroethane	ND		1.00	1	09/18/2023 06:44	WG2134014
(S) Toluene-d8	*102*		*80.0-120*		*09/18/2023 06:44*	WG2134014
(S) 4-Bromofluorobenzene	*98.8*		*77.0-126*		*09/18/2023 06:44*	WG2134014
(S) 1,2-Dichloroethane-d4	*103*		*70.0-130*		*09/18/2023 06:44*	WG2134014

Volatile Organic Compounds (GC/MS) by Method 8260D

Analyte	Result	Qualifier	RDL	Dilution	Analysis	Batch
	ug/l		ug/l		date / time	
Benzene	219		5.00	5	09/18/2023 09:42	WG2134014
Toluene	18.7		5.00	5	09/18/2023 09:42	WG2134014
Ethylbenzene	ND		5.00	5	09/18/2023 09:42	WG2134014
Total Xylenes	51.7		15.0	5	09/18/2023 09:42	WG2134014
Methyl tert-butyl ether	79.6		5.00	5	09/18/2023 09:42	WG2134014
Naphthalene	ND		25.0	5	09/18/2023 09:42	WG2134014
1,2-Dichloroethane	ND		5.00	5	09/18/2023 09:42	WG2134014
(S) Toluene-d8	*103*		*80.0-120*		*09/18/2023 09:42*	WG2134014
(S) 4-Bromofluorobenzene	*104*		*77.0-126*		*09/18/2023 09:42*	WG2134014
(S) 1,2-Dichloroethane-d4	*104*		*70.0-130*		*09/18/2023 09:42*	WG2134014

Volatile Organic Compounds (GC/MS) by Method 8260D

Analyte	Result	Qualifier	RDL	Dilution	Analysis	Batch
	ug/l		ug/l		date / time	
Benzene	ND		1.00	1	09/18/2023 07:04	WG2134014
Toluene	ND		1.00	1	09/18/2023 07:04	WG2134014
Ethylbenzene	ND		1.00	1	09/18/2023 07:04	WG2134014
Total Xylenes	ND		3.00	1	09/18/2023 07:04	WG2134014
Methyl tert-butyl ether	ND		1.00	1	09/18/2023 07:04	WG2134014
Naphthalene	ND		5.00	1	09/18/2023 07:04	WG2134014
1,2-Dichloroethane	ND		1.00	1	09/18/2023 07:04	WG2134014
(S) Toluene-d8	*99.9*		*80.0-120*		*09/18/2023 07:04*	WG2134014
(S) 4-Bromofluorobenzene	*98.5*		*77.0-126*		*09/18/2023 07:04*	WG2134014
(S) 1,2-Dichloroethane-d4	*96.7*		*70.0-130*		*09/18/2023 07:04*	WG2134014

Volatile Organic Compounds (GC/MS) by Method 8260D

Analyte	Result	Qualifier	RDL	Dilution	Analysis	Batch
	ug/l		ug/l		date / time	
Benzene	1.47		1.00	1	09/18/2023 07:24	WG2134014
Toluene	ND		1.00	1	09/18/2023 07:24	WG2134014
Ethylbenzene	ND		1.00	1	09/18/2023 07:24	WG2134014
Total Xylenes	6.54		3.00	1	09/18/2023 07:24	WG2134014
Methyl tert-butyl ether	4.52		1.00	1	09/18/2023 07:24	WG2134014
Naphthalene	ND		5.00	1	09/18/2023 07:24	WG2134014
1,2-Dichloroethane	ND		1.00	1	09/18/2023 07:24	WG2134014
(S) Toluene-d8	*99.7*		*80.0-120*		*09/18/2023 07:24*	WG2134014
(S) 4-Bromofluorobenzene	*102*		*77.0-126*		*09/18/2023 07:24*	WG2134014
(S) 1,2-Dichloroethane-d4	*98.6*		*70.0-130*		*09/18/2023 07:24*	WG2134014

Volatile Organic Compounds (GC/MS) by Method 8260D

Analyte	Result	Qualifier	RDL	Dilution	Analysis	Batch
	ug/l		ug/l		date / time	
Benzene	2.67		1.00	1	09/18/2023 07:44	WG2134014
Toluene	ND		1.00	1	09/18/2023 07:44	WG2134014
Ethylbenzene	ND		1.00	1	09/18/2023 07:44	WG2134014
Total Xylenes	ND		3.00	1	09/18/2023 07:44	WG2134014
Methyl tert-butyl ether	2.48		1.00	1	09/18/2023 07:44	WG2134014
Naphthalene	ND		5.00	1	09/18/2023 07:44	WG2134014
1,2-Dichloroethane	ND		1.00	1	09/18/2023 07:44	WG2134014
(S) Toluene-d8	*100*		*80.0-120*		*09/18/2023 07:44*	WG2134014
(S) 4-Bromofluorobenzene	*98.9*		*77.0-126*		*09/18/2023 07:44*	WG2134014
(S) 1,2-Dichloroethane-d4	*98.1*		*70.0-130*		*09/18/2023 07:44*	WG2134014

Volatile Organic Compounds (GC/MS) by Method 8260D

Analyte	Result	Qualifier	RDL	Dilution	Analysis	Batch
	ug/l		ug/l		date / time	
Benzene	ND		1.00	1	09/18/2023 08:03	WG2134014
Toluene	ND		1.00	1	09/18/2023 08:03	WG2134014
Ethylbenzene	ND		1.00	1	09/18/2023 08:03	WG2134014
Total Xylenes	ND		3.00	1	09/18/2023 08:03	WG2134014
Methyl tert-butyl ether	3.00		1.00	1	09/18/2023 08:03	WG2134014
Naphthalene	ND		5.00	1	09/18/2023 08:03	WG2134014
1,2-Dichloroethane	ND		1.00	1	09/18/2023 08:03	WG2134014
(S) Toluene-d8	*103*		*80.0-120*		*09/18/2023 08:03*	WG2134014
(S) 4-Bromofluorobenzene	*102*		*77.0-126*		*09/18/2023 08:03*	WG2134014
(S) 1,2-Dichloroethane-d4	*100*		*70.0-130*		*09/18/2023 08:03*	WG2134014

Volatile Organic Compounds (GC/MS) by Method 8260D

Analyte	Result	Qualifier	RDL	Dilution	Analysis	Batch
	ug/l		ug/l		date / time	
Benzene	ND		1.00	1	09/18/2023 08:23	WG2134014
Toluene	ND		1.00	1	09/18/2023 08:23	WG2134014
Ethylbenzene	ND		1.00	1	09/18/2023 08:23	WG2134014
Total Xylenes	ND		3.00	1	09/18/2023 08:23	WG2134014
Methyl tert-butyl ether	ND		1.00	1	09/18/2023 08:23	WG2134014
Naphthalene	ND		5.00	1	09/18/2023 08:23	WG2134014
1,2-Dichloroethane	ND		1.00	1	09/18/2023 08:23	WG2134014
(S) Toluene-d8	*100*		*80.0-120*		*09/18/2023 08:23*	WG2134014
(S) 4-Bromofluorobenzene	*99.4*		*77.0-126*		*09/18/2023 08:23*	WG2134014
(S) 1,2-Dichloroethane-d4	*99.4*		*70.0-130*		*09/18/2023 08:23*	WG2134014

Volatile Organic Compounds (GC/MS) by Method 8260D

Analyte	Result	Qualifier	RDL	Dilution	Analysis	Batch
	ug/l		ug/l		date / time	
Benzene	ND		1.00	1	09/18/2023 08:43	WG2134014
Toluene	ND		1.00	1	09/18/2023 08:43	WG2134014
Ethylbenzene	ND		1.00	1	09/18/2023 08:43	WG2134014
Total Xylenes	ND		3.00	1	09/18/2023 08:43	WG2134014
Methyl tert-butyl ether	ND		1.00	1	09/18/2023 08:43	WG2134014
Naphthalene	ND		5.00	1	09/18/2023 08:43	WG2134014
1,2-Dichloroethane	ND		1.00	1	09/18/2023 08:43	WG2134014
(S) Toluene-d8	*99.7*		*80.0-120*		*09/18/2023 08:43*	WG2134014
(S) 4-Bromofluorobenzene	*99.2*		*77.0-126*		*09/18/2023 08:43*	WG2134014
(S) 1,2-Dichloroethane-d4	*99.8*		*70.0-130*		*09/18/2023 08:43*	WG2134014

Volatile Organic Compounds (GC/MS) by Method 8260D

Analyte	Result	Qualifier	RDL	Dilution	Analysis	Batch
	ug/l		ug/l		date / time	
Benzene	160		5.00	5	09/18/2023 10:02	WG2134014
Toluene	ND		5.00	5	09/18/2023 10:02	WG2134014
Ethylbenzene	ND		5.00	5	09/18/2023 10:02	WG2134014
Total Xylenes	ND		15.0	5	09/18/2023 10:02	WG2134014
Methyl tert-butyl ether	91.2		5.00	5	09/18/2023 10:02	WG2134014
Naphthalene	ND		25.0	5	09/18/2023 10:02	WG2134014
1,2-Dichloroethane	ND		5.00	5	09/18/2023 10:02	WG2134014
(S) Toluene-d8	*100*		*80.0-120*		*09/18/2023 10:02*	WG2134014
(S) 4-Bromofluorobenzene	*106*		*77.0-126*		*09/18/2023 10:02*	WG2134014
(S) 1,2-Dichloroethane-d4	*104*		*70.0-130*		*09/18/2023 10:02*	WG2134014

Volatile Organic Compounds (GC/MS) by Method 8260D

Analyte	Result	Qualifier	RDL	Dilution	Analysis	Batch
	ug/l		ug/l		date / time	
Benzene	ND		1.00	1	09/18/2023 09:02	WG2134014
Toluene	ND		1.00	1	09/18/2023 09:02	WG2134014
Ethylbenzene	ND		1.00	1	09/18/2023 09:02	WG2134014
Total Xylenes	ND		3.00	1	09/18/2023 09:02	WG2134014
Methyl tert-butyl ether	1.39		1.00	1	09/18/2023 09:02	WG2134014
Naphthalene	ND		5.00	1	09/18/2023 09:02	WG2134014
1,2-Dichloroethane	ND		1.00	1	09/18/2023 09:02	WG2134014
(S) Toluene-d8	*99.7*		*80.0-120*		*09/18/2023 09:02*	WG2134014
(S) 4-Bromofluorobenzene	*98.5*		*77.0-126*		*09/18/2023 09:02*	WG2134014
(S) 1,2-Dichloroethane-d4	*104*		*70.0-130*		*09/18/2023 09:02*	WG2134014

Volatile Organic Compounds (GC/MS) by Method 8260D

Analyte	Result	Qualifier	RDL	Dilution	Analysis	Batch
	ug/l		ug/l		date / time	
Benzene	4.71		1.00	1	09/19/2023 03:12	WG2134682
Toluene	ND		1.00	1	09/19/2023 03:12	WG2134682
Ethylbenzene	ND		1.00	1	09/19/2023 03:12	WG2134682
Total Xylenes	3.32		3.00	1	09/19/2023 03:12	WG2134682
Methyl tert-butyl ether	15.7		1.00	1	09/19/2023 03:12	WG2134682
Naphthalene	ND		5.00	1	09/19/2023 03:12	WG2134682
1,2-Dichloroethane	ND		1.00	1	09/19/2023 03:12	WG2134682
(S) Toluene-d8	*99.7*		*80.0-120*		*09/19/2023 03:12*	WG2134682
(S) 4-Bromofluorobenzene	*103*		*77.0-126*		*09/19/2023 03:12*	WG2134682
(S) 1,2-Dichloroethane-d4	*98.4*		*70.0-130*		*09/19/2023 03:12*	WG2134682

Volatile Organic Compounds (GC/MS) by Method 8260D

Analyte	Result	Qualifier	RDL	Dilution	Analysis	Batch
	ug/l		ug/l		date / time	
Benzene	81.3		1.00	1	09/19/2023 03:32	WG2134682
Toluene	ND		1.00	1	09/19/2023 03:32	WG2134682
Ethylbenzene	ND		1.00	1	09/19/2023 03:32	WG2134682
Total Xylenes	ND		3.00	1	09/19/2023 03:32	WG2134682
Methyl tert-butyl ether	60.3		1.00	1	09/19/2023 03:32	WG2134682
Naphthalene	ND		5.00	1	09/19/2023 03:32	WG2134682
1,2-Dichloroethane	ND		1.00	1	09/19/2023 03:32	WG2134682
(S) Toluene-d8	*104*		*80.0-120*		*09/19/2023 03:32*	WG2134682
(S) 4-Bromofluorobenzene	*104*		*77.0-126*		*09/19/2023 03:32*	WG2134682
(S) 1,2-Dichloroethane-d4	*100*		*70.0-130*		*09/19/2023 03:32*	WG2134682

Volatile Organic Compounds (GC/MS) by Method 8260D

Analyte	Result	Qualifier	RDL	Dilution	Analysis	Batch
	ug/l		ug/l		date / time	
Benzene	ND		1.00	1	09/19/2023 03:52	WG2134682
Toluene	ND		1.00	1	09/19/2023 03:52	WG2134682
Ethylbenzene	ND		1.00	1	09/19/2023 03:52	WG2134682
Total Xylenes	ND		3.00	1	09/19/2023 03:52	WG2134682
Methyl tert-butyl ether	4.27		1.00	1	09/19/2023 03:52	WG2134682
Naphthalene	ND		5.00	1	09/19/2023 03:52	WG2134682
1,2-Dichloroethane	ND		1.00	1	09/19/2023 03:52	WG2134682
(S) Toluene-d8	*99.5*		*80.0-120*		*09/19/2023 03:52*	WG2134682
(S) 4-Bromofluorobenzene	*97.8*		*77.0-126*		*09/19/2023 03:52*	WG2134682
(S) 1,2-Dichloroethane-d4	*96.9*		*70.0-130*		*09/19/2023 03:52*	WG2134682

Volatile Organic Compounds (GC/MS) by Method 8260D

Analyte	Result	Qualifier	RDL	Dilution	Analysis	Batch
	ug/l		ug/l		date / time	
Benzene	3.68		1.00	1	09/19/2023 04:12	WG2134682
Toluene	ND		1.00	1	09/19/2023 04:12	WG2134682
Ethylbenzene	ND		1.00	1	09/19/2023 04:12	WG2134682
Total Xylenes	ND		3.00	1	09/19/2023 04:12	WG2134682
Methyl tert-butyl ether	19.4		1.00	1	09/19/2023 04:12	WG2134682
Naphthalene	ND		5.00	1	09/19/2023 04:12	WG2134682
1,2-Dichloroethane	ND		1.00	1	09/19/2023 04:12	WG2134682
(S) Toluene-d8	*101*		*80.0-120*		*09/19/2023 04:12*	WG2134682
(S) 4-Bromofluorobenzene	*101*		*77.0-126*		*09/19/2023 04:12*	WG2134682
(S) 1,2-Dichloroethane-d4	*103*		*70.0-130*		*09/19/2023 04:12*	WG2134682

Volatile Organic Compounds (GC/MS) by Method 8260D

Analyte	Result	Qualifier	RDL	Dilution	Analysis	Batch
	ug/l		ug/l		date / time	
Benzene	8.36		1.00	1	09/19/2023 04:31	WG2134682
Toluene	ND		1.00	1	09/19/2023 04:31	WG2134682
Ethylbenzene	ND		1.00	1	09/19/2023 04:31	WG2134682
Total Xylenes	ND		3.00	1	09/19/2023 04:31	WG2134682
Methyl tert-butyl ether	20.4		1.00	1	09/19/2023 04:31	WG2134682
Naphthalene	ND		5.00	1	09/19/2023 04:31	WG2134682
1,2-Dichloroethane	ND		1.00	1	09/19/2023 04:31	WG2134682
(S) Toluene-d8	*102*		*80.0-120*		*09/19/2023 04:31*	WG2134682
(S) 4-Bromofluorobenzene	*102*		*77.0-126*		*09/19/2023 04:31*	WG2134682
(S) 1,2-Dichloroethane-d4	*99.0*		*70.0-130*		*09/19/2023 04:31*	WG2134682

Volatile Organic Compounds (GC/MS) by Method 8260D

Analyte	Result	Qualifier	RDL	Dilution	Analysis	Batch
	ug/l		ug/l		date / time	
Benzene	ND		1.00	1	09/19/2023 01:14	WG2134682
Toluene	ND		1.00	1	09/19/2023 01:14	WG2134682
Ethylbenzene	ND		1.00	1	09/19/2023 01:14	WG2134682
Total Xylenes	ND		3.00	1	09/19/2023 01:14	WG2134682
Methyl tert-butyl ether	ND		1.00	1	09/19/2023 01:14	WG2134682
Naphthalene	ND		5.00	1	09/19/2023 01:14	WG2134682
1,2-Dichloroethane	ND		1.00	1	09/19/2023 01:14	WG2134682
(S) Toluene-d8	*102*		*80.0-120*		*09/19/2023 01:14*	WG2134682
(S) 4-Bromofluorobenzene	*101*		*77.0-126*		*09/19/2023 01:14*	WG2134682
(S) 1,2-Dichloroethane-d4	*92.9*		*70.0-130*		*09/19/2023 01:14*	WG2134682

Volatile Organic Compounds (GC/MS) by Method 8260D

Analyte	Result	Qualifier	RDL	Dilution	Analysis	Batch
	ug/l		ug/l		date / time	
Benzene	ND		1.00	1	09/19/2023 01:34	WG2134682
Toluene	ND		1.00	1	09/19/2023 01:34	WG2134682
Ethylbenzene	ND		1.00	1	09/19/2023 01:34	WG2134682
Total Xylenes	ND		3.00	1	09/19/2023 01:34	WG2134682
Methyl tert-butyl ether	ND		1.00	1	09/19/2023 01:34	WG2134682
Naphthalene	ND		5.00	1	09/19/2023 01:34	WG2134682
1,2-Dichloroethane	ND		1.00	1	09/19/2023 01:34	WG2134682
(S) Toluene-d8	*100*		*80.0-120*		*09/19/2023 01:34*	WG2134682
(S) 4-Bromofluorobenzene	*101*		*77.0-126*		*09/19/2023 01:34*	WG2134682
(S) 1,2-Dichloroethane-d4	*92.0*		*70.0-130*		*09/19/2023 01:34*	WG2134682

Volatile Organic Compounds (GC/MS) by Method 8260D

Analyte	Result	Qualifier	RDL	Dilution	Analysis	Batch
	ug/l		ug/l		date / time	
Benzene	ND		1.00	1	09/19/2023 04:51	WG2134682
Toluene	ND		1.00	1	09/19/2023 04:51	WG2134682
Ethylbenzene	ND		1.00	1	09/19/2023 04:51	WG2134682
Total Xylenes	ND		3.00	1	09/19/2023 04:51	WG2134682
Methyl tert-butyl ether	ND		1.00	1	09/19/2023 04:51	WG2134682
Naphthalene	ND		5.00	1	09/19/2023 04:51	WG2134682
1,2-Dichloroethane	ND		1.00	1	09/19/2023 04:51	WG2134682
(S) Toluene-d8	*101*		*80.0-120*		*09/19/2023 04:51*	WG2134682
(S) 4-Bromofluorobenzene	*99.9*		*77.0-126*		*09/19/2023 04:51*	WG2134682
(S) 1,2-Dichloroethane-d4	*98.1*		*70.0-130*		*09/19/2023 04:51*	WG2134682

Volatile Organic Compounds (GC/MS) by Method 8260D

Analyte	Result	Qualifier	RDL	Dilution	Analysis	Batch
	ug/l		ug/l		date / time	
Benzene	ND		1.00	1	09/19/2023 05:11	WG2134682
Toluene	ND		1.00	1	09/19/2023 05:11	WG2134682
Ethylbenzene	ND		1.00	1	09/19/2023 05:11	WG2134682
Total Xylenes	ND		3.00	1	09/19/2023 05:11	WG2134682
Methyl tert-butyl ether	ND		1.00	1	09/19/2023 05:11	WG2134682
Naphthalene	ND		5.00	1	09/19/2023 05:11	WG2134682
1,2-Dichloroethane	ND		1.00	1	09/19/2023 05:11	WG2134682
(S) Toluene-d8	*102*		*80.0-120*		*09/19/2023 05:11*	WG2134682
(S) 4-Bromofluorobenzene	*101*		*77.0-126*		*09/19/2023 05:11*	WG2134682
(S) 1,2-Dichloroethane-d4	*101*		*70.0-130*		*09/19/2023 05:11*	WG2134682

Method Blank (MB)

(MB) R3974423-3 09/17/23 16:27

Analyte	MB Result	MB Qualifier	MB MDL	MB RDL
	ug/l		ug/l	ug/l
Benzene	U		0.0941	1.00
Toluene	U		0.278	1.00
Ethylbenzene	U		0.137	1.00
Total Xylenes	U		0.174	3.00
Methyl tert-butyl ether	U		0.101	1.00
Naphthalene	U		1.00	5.00
1,2-Dichloroethane	U		0.0819	1.00
(S) Toluene-d8	*110*			*80.0-120*
(S) 4-Bromofluorobenzene	*94.1*			*77.0-126*
(S) 1,2-Dichloroethane-d4	*102*			*70.0-130*

Laboratory Control Sample (LCS) • Laboratory Control Sample Duplicate (LCSD)

(LCS) R3974423-1 09/17/23 15:22 • (LCSD) R3974423-2 09/17/23 15:43

Analyte	Spike Amount	LCS Result	LCSD Result	LCS Rec.	LCSD Rec.	Rec. Limits	LCS Qualifier	LCSD Qualifier	RPD	RPD Limits
	ug/l	ug/l	ug/l	%	%	%			%	%
Benzene	5.00	4.85	4.89	97.0	97.8	70.0-130			0.821	20
Toluene	5.00	5.16	5.01	103	100	70.0-130			2.95	20
Ethylbenzene	5.00	5.18	5.15	104	103	70.0-130			0.581	20
Total Xylenes	15.0	14.7	14.7	98.0	98.0	70.0-130			0.000	20
Methyl tert-butyl ether	5.00	4.26	4.16	85.2	83.2	70.0-130			2.38	20
Naphthalene	5.00	3.65	3.70	73.0	74.0	70.0-130			1.36	20
1,2-Dichloroethane	5.00	5.59	5.44	112	109	70.0-130			2.72	20
(S) Toluene-d8				*110*	*108*	*80.0-120*				
(S) 4-Bromofluorobenzene				*96.6*	*94.5*	*77.0-126*				
(S) 1,2-Dichloroethane-d4				*104*	*103*	*70.0-130*				

Method Blank (MB)

(MB) R3974424-3 09/18/23 01:38

Analyte	MB Result ug/l	MB Qualifier	MB MDL ug/l	MB RDL ug/l
Benzene	U		0.0941	1.00
Toluene	U		0.278	1.00
Ethylbenzene	U		0.137	1.00
Total Xylenes	U		0.174	3.00
Methyl tert-butyl ether	U		0.101	1.00
Naphthalene	U		1.00	5.00
1,2-Dichloroethane	U		0.0819	1.00
(S) Toluene-d8	*110*			*80.0-120*
(S) 4-Bromofluorobenzene	*92.6*			*77.0-126*
(S) 1,2-Dichloroethane-d4	*101*			*70.0-130*

Laboratory Control Sample (LCS) • Laboratory Control Sample Duplicate (LCSD)

(LCS) R3974424-1 09/18/23 00:33 • (LCSD) R3974424-2 09/18/23 00:55

Analyte	Spike Amount ug/l	LCS Result ug/l	LCSD Result ug/l	LCS Rec. %	LCSD Rec. %	Rec. Limits %	LCS Qualifier	LCSD Qualifier	RPD %	RPD Limits %
Benzene	5.00	4.81	4.79	96.2	95.8	70.0-130			0.417	20
Toluene	5.00	5.08	5.03	102	101	70.0-130			0.989	20
Ethylbenzene	5.00	5.27	5.22	105	104	70.0-130			0.953	20
Total Xylenes	15.0	15.0	14.8	100	98.7	70.0-130			1.34	20
Methyl tert-butyl ether	5.00	4.04	4.23	80.8	84.6	70.0-130			4.59	20
Naphthalene	5.00	3.56	3.86	71.2	77.2	70.0-130			8.09	20
1,2-Dichloroethane	5.00	5.44	5.51	109	110	70.0-130			1.28	20
(S) Toluene-d8				*110*	*109*	*80.0-120*				
(S) 4-Bromofluorobenzene				*97.3*	*96.9*	*77.0-126*				
(S) 1,2-Dichloroethane-d4				*101*	*102*	*70.0-130*				

Method Blank (MB)

(MB) R3975910-3 09/18/23 03:27

Analyte	MB Result ug/l	MB Qualifier	MB MDL ug/l	MB RDL ug/l
Benzene	U		0.0941	1.00
Toluene	U		0.278	1.00
Ethylbenzene	U		0.137	1.00
Total Xylenes	U		0.174	3.00
Methyl tert-butyl ether	U		0.101	1.00
Naphthalene	U		1.00	5.00
1,2-Dichloroethane	U		0.0819	1.00
(S) Toluene-d8	*99.9*			*80.0-120*
(S) 4-Bromofluorobenzene	*102*			*77.0-126*
(S) 1,2-Dichloroethane-d4	*102*			*70.0-130*

Laboratory Control Sample (LCS) • Laboratory Control Sample Duplicate (LCSD)

(LCS) R3975910-1 09/18/23 02:27 • (LCSD) R3975910-2 09/18/23 02:47

Analyte	Spike Amount ug/l	LCS Result ug/l	LCSD Result ug/l	LCS Rec. %	LCSD Rec. %	Rec. Limits %	LCS Qualifier	LCSD Qualifier	RPD %	RPD Limits %
Benzene	5.00	5.33	6.02	107	120	70.0-130			12.2	20
Toluene	5.00	5.32	5.90	106	118	70.0-130			10.3	20
Ethylbenzene	5.00	4.86	5.50	97.2	110	70.0-130			12.4	20
Total Xylenes	15.0	16.1	18.2	107	121	70.0-130			12.2	20
Methyl tert-butyl ether	5.00	5.57	5.44	111	109	70.0-130			2.36	20
Naphthalene	5.00	5.10	5.62	102	112	70.0-130			9.70	20
1,2-Dichloroethane	5.00	5.88	5.81	118	116	70.0-130			1.20	20
(S) Toluene-d8				*101*	*97.4*	*80.0-120*				
(S) 4-Bromofluorobenzene				*107*	*102*	*77.0-126*				
(S) 1,2-Dichloroethane-d4				*99.7*	*96.0*	*70.0-130*				

Method Blank (MB)

(MB) R3974938-3 09/18/23 22:42

Analyte	MB Result ug/l	MB Qualifier	MB MDL ug/l	MB RDL ug/l
Benzene	U		0.0941	1.00
Toluene	U		0.278	1.00
Ethylbenzene	U		0.137	1.00
Total Xylenes	U		0.174	3.00
Methyl tert-butyl ether	U		0.101	1.00
1,2-Dichloroethane	U		0.0819	1.00
(S) Toluene-d8	*111*			*80.0-120*
(S) 4-Bromofluorobenzene	*114*			*77.0-126*
(S) 1,2-Dichloroethane-d4	*98.1*			*70.0-130*

Laboratory Control Sample (LCS) • Laboratory Control Sample Duplicate (LCSD)

(LCS) R3974938-1 09/18/23 21:37 • (LCSD) R3974938-2 09/18/23 21:58

Analyte	Spike Amount ug/l	LCS Result ug/l	LCSD Result ug/l	LCS Rec. %	LCSD Rec. %	Rec. Limits %	LCS Qualifier	LCSD Qualifier	RPD %	RPD Limits %
Benzene	5.00	4.90	4.98	98.0	99.6	70.0-130			1.62	20
Toluene	5.00	4.92	4.88	98.4	97.6	70.0-130			0.816	20
Ethylbenzene	5.00	5.04	4.92	101	98.4	70.0-130			2.41	20
Total Xylenes	15.0	15.0	14.9	100	99.3	70.0-130			0.669	20
Methyl tert-butyl ether	5.00	5.38	5.43	108	109	70.0-130			0.925	20
1,2-Dichloroethane	5.00	4.56	4.55	91.2	91.0	70.0-130			0.220	20
(S) Toluene-d8				*107*	*107*	*80.0-120*				
(S) 4-Bromofluorobenzene				*110*	*110*	*77.0-126*				
(S) 1,2-Dichloroethane-d4				*96.6*	*97.1*	*70.0-130*				

Method Blank (MB)

(MB) R3974939-3 09/18/23 22:42

Analyte	MB Result ug/l	MB Qualifier	MB MDL ug/l	MB RDL ug/l
Benzene	U		0.0941	1.00
Toluene	U		0.278	1.00
Ethylbenzene	U		0.137	1.00
Total Xylenes	U		0.174	3.00
Methyl tert-butyl ether	U		0.101	1.00
1,2-Dichloroethane	U		0.0819	1.00
(S) Toluene-d8	*111*			*80.0-120*
(S) 4-Bromofluorobenzene	*114*			*77.0-126*
(S) 1,2-Dichloroethane-d4	*98.1*			*70.0-130*

Laboratory Control Sample (LCS) • Laboratory Control Sample Duplicate (LCSD)

(LCS) R3974939-1 09/18/23 21:37 • (LCSD) R3974939-2 09/18/23 21:58

Analyte	Spike Amount ug/l	LCS Result ug/l	LCSD Result ug/l	LCS Rec. %	LCSD Rec. %	Rec. Limits %	LCS Qualifier	LCSD Qualifier	RPD %	RPD Limits %
Benzene	5.00	4.90	4.98	98.0	99.6	70.0-130			1.62	20
Toluene	5.00	4.92	4.88	98.4	97.6	70.0-130			0.816	20
Ethylbenzene	5.00	5.04	4.92	101	98.4	70.0-130			2.41	20
Total Xylenes	15.0	15.0	14.9	100	99.3	70.0-130			0.669	20
Methyl tert-butyl ether	5.00	5.38	5.43	108	109	70.0-130			0.925	20
1,2-Dichloroethane	5.00	4.56	4.55	91.2	91.0	70.0-130			0.220	20
(S) Toluene-d8				*107*	*107*	*80.0-120*				
(S) 4-Bromofluorobenzene				*110*	*110*	*77.0-126*				
(S) 1,2-Dichloroethane-d4				*96.6*	*97.1*	*70.0-130*				

Method Blank (MB)

(MB) R3974689-3 09/18/23 22:47

Analyte	MB Result ug/l	MB Qualifier	MB MDL ug/l	MB RDL ug/l
Benzene	U		0.0941	1.00
Toluene	U		0.278	1.00
Ethylbenzene	U		0.137	1.00
Total Xylenes	U		0.174	3.00
Methyl tert-butyl ether	U		0.101	1.00
Naphthalene	U		1.00	5.00
1,2-Dichloroethane	U		0.0819	1.00
(S) Toluene-d8	*100*			*80.0-120*
(S) 4-Bromofluorobenzene	*101*			*77.0-126*
(S) 1,2-Dichloroethane-d4	*88.7*			*70.0-130*

Laboratory Control Sample (LCS) • Laboratory Control Sample Duplicate (LCSD)

(LCS) R3974689-1 09/18/23 21:08 • (LCSD) R3974689-2 09/18/23 21:28

Analyte	Spike Amount ug/l	LCS Result ug/l	LCSD Result ug/l	LCS Rec. %	LCSD Rec. %	Rec. Limits %	LCS Qualifier	LCSD Qualifier	RPD %	RPD Limits %
Benzene	5.00	5.32	5.05	106	101	70.0-130			5.21	20
Toluene	5.00	5.12	5.28	102	106	70.0-130			3.08	20
Ethylbenzene	5.00	4.70	4.83	94.0	96.6	70.0-130			2.73	20
Total Xylenes	15.0	15.6	16.1	104	107	70.0-130			3.15	20
Methyl tert-butyl ether	5.00	5.66	5.18	113	104	70.0-130			8.86	20
Naphthalene	5.00	5.28	5.05	106	101	70.0-130			4.45	20
1,2-Dichloroethane	5.00	5.88	5.44	118	109	70.0-130			7.77	20
(S) Toluene-d8				*96.6*	*101*	*80.0-120*				
(S) 4-Bromofluorobenzene				*98.6*	*103*	*77.0-126*				
(S) 1,2-Dichloroethane-d4				*100*	*91.4*	*70.0-130*				

Method Blank (MB)

(MB) R3975399-3 09/20/23 00:25

Analyte	MB Result ug/l	MB Qualifier	MB MDL ug/l	MB RDL ug/l
Naphthalene	U		1.00	5.00
(S) Toluene-d8	*111*			*80.0-120*
(S) 4-Bromofluorobenzene	*110*			*77.0-126*
(S) 1,2-Dichloroethane-d4	*110*			*70.0-130*

Laboratory Control Sample (LCS) • Laboratory Control Sample Duplicate (LCSD)

(LCS) R3975399-1 09/19/23 22:59 • (LCSD) R3975399-2 09/19/23 23:20

Analyte	Spike Amount ug/l	LCS Result ug/l	LCSD Result ug/l	LCS Rec. %	LCSD Rec. %	Rec. Limits %	LCS Qualifier	LCSD Qualifier	RPD %	RPD Limits %
Naphthalene	5.00	4.71	4.94	94.2	98.8	70.0-130			4.77	20
(S) Toluene-d8				*108*	*108*	*80.0-120*				
(S) 4-Bromofluorobenzene				*106*	*102*	*77.0-126*				
(S) 1,2-Dichloroethane-d4				*111*	*108*	*70.0-130*				

GLOSSARY OF TERMS

Guide to Reading and Understanding Your Laboratory Report

The information below is designed to better explain the various terms used in your report of analytical results from the Laboratory. This is not intended as a comprehensive explanation, and if you have additional questions please contact your project representative.

Results Disclaimer - Information that may be provided by the customer, and contained within this report, include Permit Limits, Project Name, Sample ID, Sample Matrix, Sample Preservation, Field Blanks, Field Spikes, Field Duplicates, On-Site Data, Sampling Collection Dates/Times, and Sampling Location. Results relate to the accuracy of this information provided, and as the samples are received.

Abbreviations and Definitions

MDL	Method Detection Limit.
ND	Not detected at the Reporting Limit (or MDL where applicable).
RDL	Reported Detection Limit.
Rec.	Recovery.
RPD	Relative Percent Difference.
SDG	Sample Delivery Group.
(S)	Surrogate (Surrogate Standard) - Analytes added to every blank, sample, Laboratory Control Sample/Duplicate and Matrix Spike/Duplicate; used to evaluate analytical efficiency by measuring recovery. Surrogates are not expected to be detected in all environmental media.
U	Not detected at the Reporting Limit (or MDL where applicable).
Analyte	The name of the particular compound or analysis performed. Some Analyses and Methods will have multiple analytes reported.
Dilution	If the sample matrix contains an interfering material, the sample preparation volume or weight values differ from the standard, or if concentrations of analytes in the sample are higher than the highest limit of concentration that the laboratory can accurately report, the sample may be diluted for analysis. If a value different than 1 is used in this field, the result reported has already been corrected for this factor.
Limits	These are the target % recovery ranges or % difference value that the laboratory has historically determined as normal for the method and analyte being reported. Successful QC Sample analysis will target all analytes recovered or duplicated within these ranges.
Qualifier	This column provides a letter and/or number designation that corresponds to additional information concerning the result reported. If a Qualifier is present, a definition per Qualifier is provided within the Glossary and Definitions page and potentially a discussion of possible implications of the Qualifier in the Case Narrative if applicable.
Result	The actual analytical final result (corrected for any sample specific characteristics) reported for your sample. If there was no measurable result returned for a specific analyte, the result in this column may state “ND” (Not Detected) or “BDL” (Below Detectable Levels). The information in the results column should always be accompanied by either an MDL (Method Detection Limit) or RDL (Reporting Detection Limit) that defines the lowest value that the laboratory could detect or report for this analyte.
Uncertainty (Radiochemistry)	Confidence level of 2 sigma.
Case Narrative (Cn)	A brief discussion about the included sample results, including a discussion of any non-conformances to protocol observed either at sample receipt by the laboratory from the field or during the analytical process. If present, there will be a section in the Case Narrative to discuss the meaning of any data qualifiers used in the report.
Quality Control Summary (Qc)	This section of the report includes the results of the laboratory quality control analyses required by procedure or analytical methods to assist in evaluating the validity of the results reported for your samples. These analyses are not being performed on your samples typically, but on laboratory generated material.
Sample Chain of Custody (Sc)	This is the document created in the field when your samples were initially collected. This is used to verify the time and date of collection, the person collecting the samples, and the analyses that the laboratory is requested to perform. This chain of custody also documents all persons (excluding commercial shippers) that have had control or possession of the samples from the time of collection until delivery to the laboratory for analysis.
Sample Results (Sr)	This section of your report will provide the results of all testing performed on your samples. These results are provided by sample ID and are separated by the analyses performed on each sample. The header line of each analysis section for each sample will provide the name and method number for the analysis reported.
Sample Summary (Ss)	This section of the Analytical Report defines the specific analyses performed for each sample ID, including the dates and times of preparation and/or analysis.

Qualifier	Description
C3	The reported concentration is an estimate. The continuing calibration standard associated with this data responded low. Method sensitivity check is acceptable.

ACCREDITATIONS & LOCATIONS

Pace Analytical National 12065 Lebanon Rd Mount Juliet, TN 37122

Alabama	40660	Nebraska	NE-OS-15-05
Alaska	17-026	Nevada	TN000032021-1
Arizona	AZ0612	New Hampshire	2975
Arkansas	88-0469	New Jersey–NELAP	TN002
California	2932	New Mexico [1]	TN00003
Colorado	TN00003	New York	11742
Connecticut	PH-0197	North Carolina	Env375
Florida	E87487	North Carolina [1]	DW21704
Georgia	NELAP	North Carolina [3]	41
Georgia [1]	923	North Dakota	R-140
Idaho	TN00003	Ohio–VAP	CL0069
Illinois	200008	Oklahoma	9915
Indiana	C-TN-01	Oregon	TN200002
Iowa	364	Pennsylvania	68-02979
Kansas	E-10277	Rhode Island	LA000356
Kentucky [1 6]	KY90010	South Carolina	84004002
Kentucky [2]	16	South Dakota	n/a
Louisiana	AI30792	Tennessee [1 4]	2006
Louisiana	LA018	Texas	T104704245-20-18
Maine	TN00003	Texas [5]	LAB0152
Maryland	324	Utah	TN000032021-11
Massachusetts	M-TN003	Vermont	VT2006
Michigan	9958	Virginia	110033
Minnesota	047-999-395	Washington	C847
Mississippi	TN00003	West Virginia	233
Missouri	340	Wisconsin	998093910
Montana	CERT0086	Wyoming	A2LA
A2LA – ISO 17025	1461.01	AIHA-LAP,LLC EMLAP	100789
A2LA – ISO 17025 [5]	1461.02	DOD	1461.01
Canada	1461.01	USDA	P330-15-00234
EPA–Crypto	TN00003		

[1] Drinking Water [2] Underground Storage Tanks [3] Aquatic Toxicity [4] Chemical/Microbiological [5] Mold [6] Wastewater n/a Accreditation not applicable

* Not all certifications held by the laboratory are applicable to the results reported in the attached report.

* Accreditation is only applicable to the test methods specified on each scope of accreditation held by Pace Analytical.

Company Name/Address:
Kinder Morgan- Atlanta, GA

Ten 10th Street NW
Suite 1400
Atlanta. GA 30309

Billing Information:
Accounts Payable
1000 Windward Concourse
Ste 450
Alpharetta, GA 30005

Report to: **Bethany Garvey**

Email To: **bethany.garvey@jacobs.com;tom.wiley@jacobs**

Project Description: **Lewis Drive Groundwater**

City/State Collected: Belton, SC

Please Circle: PT MT CT (ET)

Phone: **404-751-5651**

Client Project # KMLDMR23

Lab Project # **KINCH2MGA-LEWIS12**

Collected by (print): Alex Furness

Site/Facility ID #

P.O. # **WD1070436**

Collected by (signature):

Immediately Packed on Ice N ___ Y X

Rush? (Lab MUST Be Notified)
___ Same Day ___ Five Day
___ Next Day ___ 5 Day (Rad Only)
___ Two Day ___ 10 Day (Rad Only)
___ Three Day

Quote #

Date Results Needed

Pres Chk

Analysis / Container / Preservative

Sample ID	Comp/Grab	Matrix *	Depth	Date	Time	No. of Cntrs	TB-V8260BTEXMNSC 40mlAmb-HCl-Blk	V8260BTEXMNSC 40mlAmb-HCl	Remarks	Sample # (lab only)
MW-17B-091223	Grab	GW		9/12/23	0850	3	X	X		-01
MW-06B-091223		GW			0910	3		X		-02
MW-04-091223		GW			0925	3		X		-03
MW-53-091223		GW			0930	3		X		-04
MW-09-091223		GW			0940	3		X		-05
MW-09B-091223		GW			0945	3		X		-06
MW-18-091223		GW			0955	3		X	Visible sheen	-07
MW-55-091223		GW			1010	3		X		-08
MW-36-091223		GW		✓	1015	3		X		-09
MW-36-D-091223	✓	GW		9/12/23	1020	3		X		-10

* Matrix:
SS - Soil **AIR** - Air **F** - Filter
GW - Groundwater **B** - Bioassay
WW - WasteWater
DW - Drinking Water
OT - Other_____

Remarks:V8260BTEXMN = BTEX, MTBE, Naphthalene, and 1,2-DCA.

pH _____ Temp _____

Flow _____ Other _____

Samples returned via:
__ UPS __ FedEx __ Courier _____

Tracking #

Sample Receipt Checklist
COC Seal Present/Intact: NP ✓Y __N
COC Signed/Accurate: ✓Y __N
Bottles arrive intact: ✓Y __N
Correct bottles used: ✓Y __N
Sufficient volume sent: ✓Y __N
If Applicable
VOA Zero Headspace: ✓Y __N
Preservation Correct/Checked: __Y __N
RAD Screen <0.5 mR/hr: ✓Y __N

Relinquished by : (Signature)	Date:	Time:	Received by: (Signature)	Trip Blank Received: (Yes) / No HCL / MeoH TBR
	9/13/23	1700		2
Relinquished by : (Signature)	Date:	Time:	Received by: (Signature)	Temp: °C Bottles Received: 201
				If preservation required by Login: Date/Time
Relinquished by : (Signature)	Date:	Time:	Received for lab by: (Signature)	Date: Time:
			Q Ramsey (4)	09/14/23 0845

Hold: Condition: NCF / (OK)

Chain of Custody Page 1 of 1

Pace
PEOPLE ADVANCING SCIENCE

MT JULIET, TN
12065 Lebanon Rd Mount Juliet, TN 37122
Submitting a sample via this chain of custody constitutes acknowledgment and acceptance of the Pace Terms and Conditions found at: https://info.pacelabs.com/hubfs/pas-standard-terms.pdf

SDG # L1655800

G121

Acctnum: **KINCH2MGA**
Template:**T216192**
Prelogin: **P1023341**
PM: **526 - Chris McCord**
PB: 9-7-2023 GM
Shipped Via: **FedEX Priority**

Company Name/Address:
Kinder Morgan- Atlanta, GA

Ten 10th Street NW
Suite 1400
Atlanta. GA 30309

Billing Information:
Accounts Payable
1000 Windward Concourse
Ste 450
Alpharetta, GA 30005

Report to: **Bethany Garvey**

Email To: **bethany.garvey@jacobs.com;tom.wiley@jacobs**

Project Description: **Lewis Drive Groundwater**

City/State Collected: Belton, SC

Please Circle: PT MT CT ET

Phone: **404-751-5651**

Client Project #

Lab Project # **KINCH2MGA-LEWIS12**

Collected by (print): Alex Furrow

Site/Facility ID #

P.O. # **WD1070436**

Collected by (signature):

Immediately Packed on Ice N ___ Y X

Rush? (Lab MUST Be Notified)
___ Same Day ___ Five Day
___ Next Day ___ 5 Day (Rad Only)
___ Two Day ___ 10 Day (Rad Only)
___ Three Day

Quote #

Date Results Needed

Analysis / Container / Preservative

Pres Chk

Sample ID	Comp/Grab	Matrix *	Depth	Date	Time	No. of Cntrs	TB-V8260BTEXMNSC 40mlAmb-HCl-Blk	V8260BTEXMNSC 40mlAmb-HCl	Remarks	Sample # (lab only)
MW-63-091223	Grab	GW		9/12/23	1050	3		X		-11
MW-58-091223		GW			1055	3		X		-12
MW-54-091223		GW			1105	3		X		-13
MW-62-091223		GW			1110	3		X		-14
MW-61B-091223		GW			1120	3		X		-15
MW-47-091223		GW			1230	3		X		-16
MW-33T-091223		GW			1245	3		X		-17
MW-50B-091223		GW			1250	3		X		-18
MW-23-091223		GW			1300	3		X		-19
MW-23-D-091223		GW		9/12/23	1305	3		X		-20

Chain of Custody Page 2 of 2

Pace
PEOPLE ADVANCING SCIENCE

MT JULIET, TN

12065 Lebanon Rd Mount Juliet, TN 37122
Submitting a sample via this chain of custody constitutes acknowledgment and acceptance of the Pace Terms and Conditions found at: https://info.pacelabs.com/hubfs/pas-standard-terms.pdf

SDG # L1655800

Table #

Acctnum: **KINCH2MGA**
Template: **T216192**
Prelogin: **P1023341**
PM: **526 - Chris McCord**
PB: 9-7-2023 GM
Shipped Via: **FedEX Priority**

* Matrix:
SS - Soil **AIR** - Air **F** - Filter
GW - Groundwater **B** - Bioassay
WW - WasteWater
DW - Drinking Water
OT - Other_____

Remarks:V8260BTEXMN = BTEX, MTBE, Naphthalene, and 1,2-DCA.

pH _____ Temp _____

Flow _____ Other _____

Samples returned via:
__ UPS __ FedEx __ Courier _____

Tracking #

Sample Receipt Checklist
COC Seal Present/Intact: __NP X Y __N
COC Signed/Accurate: __Y __N
Bottles arrive intact: __Y __N
Correct bottles used: __Y __N
Sufficient volume sent: __Y __N
If Applicable
VOA Zero Headspace: __Y __N
Preservation Correct/Checked: __Y __N
RAD Screen <0.5 mR/hr: __Y __N

Relinquished by : (Signature)	Date:	Time:	Received by: (Signature)
	9/13/23	1700	
Relinquished by : (Signature)	Date:	Time:	Received by: (Signature)
Relinquished by : (Signature)	Date:	Time:	Received for lab by: (Signature)
			D. Ramsey

Trip Blank Received: Yes / No
HCL / MeoH
TBR

Temp: °C Bottles Received: 20

Date: 09/14/23 Time: 0845

If preservation required by Login: Date/Time

Hold:

Condition: NCF / OK

Company Name/Address:
Kinder Morgan- Atlanta, GA

Ten 10th Street NW
Suite 1400
Atlanta. GA 30309

Billing Information:
Accounts Payable
1000 Windward Concourse
Ste 450
Alpharetta, GA 30005

Report to:
Bethany Garvey

Email To:
bethany.garvey@jacobs.com;tom.wiley@jacobs

Project Description:
Lewis Drive Groundwater

City/State Collected: Belton, SC

Please Circle: PT MT CT (ET)

Phone: **404-751-5651**

Client Project #

Lab Project #
KINCH2MGA-LEWIS12

Collected by (print):
Alex Turney

Site/Facility ID #

P.O. #
WD1070436

Collected by (signature):

Immediately Packed on Ice N ___ Y X

Rush? (Lab MUST Be Notified)
___ Same Day ___ Five Day
___ Next Day ___ 5 Day (Rad Only)
___ Two Day ___ 10 Day (Rad Only)
___ Three Day

Quote #

Date Results Needed

Analysis / Container / Preservative

Pres Chk

Sample ID	Comp/Grab	Matrix *	Depth	Date	Time	No. of Cntrs	TB-V8260BTEXMNSC 40mlAmb-HCl-Blk	V8260BTEXMNSC 40mlAmb-HCl	Remarks	Sample # (lab only)
MW-23B-091223	Grab	GW		9/12/23	1315	3		X		-21
MW-46-091223		GW			1325	3		X		-22
MW-60-091223		GW			1345	3		X		-23
MW-56-091223		GW			1400	3		X		-24
MW-29-091223		GW			1420	3		X		-25
MW-26-091223		GW			1430	3		X		-26
MW-26B-091223		GW			1435	3		X		-27
MW-20-091223		GW			1445	3		X		-28
MW-36B-091223		GW		✓	1025	3		X		-29
MW-45-091223	✓	GW		9/12/23	1500	3		X		-30

Chain of Custody Page 3 of 7

Pace
PEOPLE ADVANCING SCIENCE

MT JULIET, TN
12065 Lebanon Rd Mount Juliet, TN 37122
Submitting a sample via this chain of custody constitutes acknowledgment and acceptance of the Pace Terms and Conditions found at: https://info.pacelabs.com/hubfs/pas-standard-terms.pdf

SDG #

Table #

Acctnum: **KINCH2MGA**
Template: **T216192**
Prelogin: **P1023341**
PM: **526 - Chris McCord**
PB: 9-7-2023

Shipped Via: **FedEX Priority**

* Matrix:
SS - Soil **AIR** - Air **F** - Filter
GW - Groundwater **B** - Bioassay
WW - WasteWater
DW - Drinking Water
OT - Other_____

Remarks:V8260BTEXMN = BTEX, MTBE, Naphthalene, and 1,2-DCA.

pH _____ Temp _____
Flow _____ Other _____

Samples returned via:
__ UPS __ FedEx __ Courier _____

Tracking #

Sample Receipt Checklist
COC Seal Present/Intact: NP ✓Y __N
COC Signed/Accurate: ✓Y __N
Bottles arrive intact: ✓Y __N
Correct bottles used: ✓Y __N
Sufficient volume sent: ✓Y __N
If Applicable
VOA Zero Headspace: ✓Y __N
Preservation Correct/Checked: ✓Y __N
RAD Screen <0.5 mR/hr: ✓Y __N

Relinquished by : (Signature)	Date:	Time:	Received by: (Signature)	Trip Blank Received: Yes / No HCl / MeoH TBR	If preservation required by Login: Date/Time
	9/13/23	1700		2	
Relinquished by : (Signature)	Date:	Time:	Received by: (Signature)	Temp: °C Bottles Received: 201	
Relinquished by : (Signature)	Date:	Time:	Received for lab by: (Signature) D.Ramsey	Date: 09/14/23 Time: 0845	Hold: / Condition: NCF / OK

Company Name/Address:
Kinder Morgan- Atlanta, GA

Ten 10th Street NW
Suite 1400
Atlanta. GA 30309

Billing Information:
Accounts Payable
1000 Windward Concourse
Ste 450
Alpharetta, GA 30005

Pres Chk

Report to:
Bethany Garvey

Email To:
bethany.garvey@jacobs.com;tom.wiley@jacobs

Project Description:
Lewis Drive Groundwater

City/State Collected: Belton, SC

Please Circle: PT MT CT (ET)

Phone: **404-751-5651**

Client Project #

Lab Project #
KINCH2MGA-LEWIS12

Collected by (print):
Alee Furness

Site/Facility ID #

P.O. #
WD1070436

Collected by (signature):

Immediately Packed on Ice N ___ Y X

Rush? (Lab MUST Be Notified)
___ Same Day ___ Five Day
___ Next Day ___ 5 Day (Rad Only)
___ Two Day ___ 10 Day (Rad Only)
___ Three Day

Quote #

Date Results Needed

Analysis / Container / Preservative

Chain of Custody Page 4 of 9

Pace
PEOPLE ADVANCING SCIENCE

MT JULIET, TN
12065 Lebanon Rd Mount Juliet, TN 37122
Submitting a sample via this chain of custody constitutes acknowledgment and acceptance of the Pace Terms and Conditions found at: https://info.pacelabs.com/hubfs/pas-standard-terms.pdf

SDG #

Table #

Acctnum: **KINCH2MGA**
Template: **T216192**
Prelogin: **P1023341**
PM: **526 - Chris McCord**
PB: 9-7-2023

Shipped Via: **FedEX Priority**

Sample ID	Comp/Grab	Matrix *	Depth	Date	Time	No. of Cntrs	TB-V8260BTEXMNSC 40mlAmb-HCl-Blk	V8260BTEXMNSC 40mlAmb-HCl	Remarks	Sample # (lab only)
MW-01-091323	Grab	GW		9/13/23	0850	3		X		-31
MW-01B-091323		GW			0855	3				-32
MW-27-091323		GW			0910	3				-33
MW-15-091323		GW			0910	3				-34
MW-27B-091323		GW			0915	3				-35
MW-21-091323		GW			0925	3				-36
MW-13-091323		GW			0930	3				-37
MW-45B-091323		GW			0935	3				-38
MW-32-091323		GW		✓	0940	3				-39
MW-28-091323	✓	GW		9/13/23	0950	3				-40

* Matrix:
SS - Soil **AIR** - Air **F** - Filter
GW - Groundwater **B** - Bioassay
WW - WasteWater
DW - Drinking Water
OT - Other_____

Remarks:V8260BTEXMN = BTEX, MTBE, Naphthalene, and 1,2-DCA.

pH _____ Temp _____

Flow _____ Other _____

Samples returned via:
__ UPS __ FedEx __ Courier _____

Tracking #

Sample Receipt Checklist
COC Seal Present/Intact: __NP Y __N
COC Signed/Accurate: Y __N
Bottles arrive intact: Y __N
Correct bottles used: Y __N
Sufficient volume sent: Y __N
If Applicable
VOA Zero Headspace: __Y __N
Preservation Correct/Checked: __Y __N
RAD Screen <0.5 mR/hr: Y __N

Relinquished by : (Signature)	Date:	Time:	Received by: (Signature)
	9/13/23	1700	
Relinquished by : (Signature)	Date:	Time:	Received by: (Signature)
Relinquished by : (Signature)	Date:	Time:	Received for lab by: (Signature) (4)
			P. Ramsey

Trip Blank Received: Yes / No (2) HCl / MeoH TBR

Temp: °C Bottles Received: 27

Date: 09/14/23 Time: 0845

If preservation required by Login: Date/Time

Hold:

Condition: NCF / (OK)

Company Name/Address:
Kinder Morgan- Atlanta, GA

Ten 10th Street NW
Suite 1400
Atlanta. GA 30309

Billing Information:
Accounts Payable
1000 Windward Concourse
Ste 450
Alpharetta, GA 30005

Pres Chk

Report to: **Bethany Garvey**

Email To: **bethany.garvey@jacobs.com;tom.wiley@jacobs**

Project Description: **Lewis Drive Groundwater**

City/State Collected: Belton, SC

Please Circle: PT MT CT (ET)

Phone: **404-751-5651**

Client Project #

Lab Project # **KINCH2MGA-LEWIS12**

Collected by (print): Alex Ennes

Site/Facility ID #

P.O. # **WD1070436**

Collected by (signature):

Immediately Packed on Ice N ___ Y X

Rush? (Lab MUST Be Notified)
___ Same Day ___ Five Day
___ Next Day ___ 5 Day (Rad Only)
___ Two Day ___ 10 Day (Rad Only)
___ Three Day

Date Results Needed

Quote #

Sample ID	Comp/Grab	Matrix *	Depth	Date	Time	No. of Cntrs	TB-V8260BTEXMNSC 40mlAmb-HCl-Blk	V8260BTEXMNSC 40mlAmb-HCl								Remarks	Sample # (lab only)
								X									
MW-35-091323	G	GW	—	9/13/23	0955	3		X									-41
MW-07-091323		GW			0955	3		X									-42
MW-25-091323		GW			1005	3		X									-43
MW-25B-091323		GW			1010	3		X									-44
MW-42-091323		GW			1015	3		X									-45
MW-41-091323		GW			1025	3		X									-46
MW-41-D-091323		GW			1030	3		X									-47
MW-12-091323		GW			1035	3		X									-48
MW-12B-091323		GW			1040	3		X									-49
MW-40-091323		GW			1045	3		X									-50

Analysis / Container / Preservative

Chain of Custody Page 5 of 7

Pace
PEOPLE ADVANCING SCIENCE

MT JULIET, TN

12065 Lebanon Rd Mount Juliet, TN 37122
Submitting a sample via this chain of custody constitutes acknowledgment and acceptance of the Pace Terms and Conditions found at: https://info.pacelabs.com/hubfs/pas-standard-terms.pdf

SDG #

Table #

Acctnum: **KINCH2MGA**
Template: **T216192**
Prelogin: **P1023341**
PM: **526 - Chris McCord**
PB: 9-7-2023 GM

Shipped Via: **FedEX Priority**

* Matrix:
SS - Soil **AIR** - Air **F** - Filter
GW - Groundwater **B** - Bioassay
WW - WasteWater
DW - Drinking Water
OT - Other_____

Remarks:V8260BTEXMN = BTEX, MTBE, Naphthalene, and 1,2-DCA.

pH _____ Temp _____

Flow _____ Other _____

Samples returned via:
__ UPS __ FedEx __ Courier _____

Tracking #

Sample Receipt Checklist
COC Seal Present/Intact: __NP X Y __N
COC Signed/Accurate: X Y __N
Bottles arrive intact: X Y __N
Correct bottles used: X Y __N
Sufficient volume sent: X Y __N
If Applicable
VOA Zero Headspace: __Y __N
Preservation Correct/Checked: X Y __N
RAD Screen <0.5 mR/hr: X Y __N

Relinquished by : (Signature)	Date:	Time:	Received by: (Signature)	Trip Blank Received: Yes / No HCl / MeoH TBR	If preservation required by Login: Date/Time
	9/13/23	1700		2	
Relinquished by : (Signature)	Date:	Time:	Received by: (Signature)	Temp: °C Bottles Received: 201	
Relinquished by : (Signature)	Date:	Time:	Received for lab by: (Signature) D.Ramsey	Date: 09/14/23 Time: 0815	Hold: Condition: NCF / OK

Company Name/Address:
Kinder Morgan- Atlanta, GA

Ten 10th Street NW
Suite 1400
Atlanta. GA 30309

Billing Information:
Accounts Payable
1000 Windward Concourse
Ste 450
Alpharetta, GA 30005

Report to: **Bethany Garvey**

Email To: **bethany.garvey@jacobs.com;tom.wiley@jacobs**

Project Description: **Lewis Drive Groundwater**

City/State Collected: Belton, SC

Please Circle: PT MT CT (ET)

Phone: **404-751-5651**

Client Project #

Lab Project # **KINCH2MGA-LEWIS12**

Collected by (print): Alex Funes

Site/Facility ID #

P.O. # **WD1070436**

Collected by (signature):

Immediately Packed on Ice N ___ Y X

Rush? (Lab MUST Be Notified)
___ Same Day ___ Five Day
___ Next Day ___ 5 Day (Rad Only)
___ Two Day ___ 10 Day (Rad Only)
___ Three Day

Quote #

Date Results Needed

Chain of Custody Page 6 of 7

Pace
PEOPLE ADVANCING SCIENCE

MT JULIET, TN

12065 Lebanon Rd Mount Juliet, TN 37122
Submitting a sample via this chain of custody constitutes acknowledgment and acceptance of the Pace Terms and Conditions found at: https://info.pacelabs.com/hubfs/pas-standard-terms.pdf

SDG #

Table #

Acctnum: **KINCH2MGA**
Template: **T216192**
Prelogin: **P1023341**
PM: **526 - Chris McCord**
PB: 9-7-2023 GM

Shipped Via: **FedEX Priority**

Sample ID	Comp/Grab	Matrix *	Depth	Date	Time	No. of Cntrs	TB-V8260BTEXMNSC 40mlAmb-HCl-Blk	V8260BTEXMNSC 40mlAmb-HCl	Pres Chk	Remarks	Sample # (lab only)
MW-39-091323	G	GW	—	9-13-23	1050	3		X			-51
MW-15B-091323		GW			1055	3		X			-52
MW-48B-091323		GW			1115	3		X			-53
MW-51-091323		GW			1125	3		X			-54
MW-57-091323		GW			1125	3		X			-55
MW-52-091323		GW			1130	3		X			-56
MW-24-091323		GW			1250	3		X			-57
MW-24B-091323		GW			1255	3		X			-58
MW-13B-091323		GW			1305	3		X			-59
MW-14-091323		GW			1310	3		X			-60

* Matrix:
SS - Soil **AIR** - Air **F** - Filter
GW - Groundwater **B** - Bioassay
WW - WasteWater
DW - Drinking Water
OT - Other_____

Remarks:V8260BTEXMN = BTEX, MTBE, Naphthalene, and 1,2-DCA.

pH _____ Temp _____

Flow _____ Other _____

Samples returned via:
__ UPS __ FedEx __ Courier _____

Tracking #

Sample Receipt Checklist
COC Seal Present/Intact: __NP ✓Y __N
COC Signed/Accurate: ✓Y __N
Bottles arrive intact: ✓Y __N
Correct bottles used: ✓Y __N
Sufficient volume sent: ✓Y __N
If Applicable
VOA Zero Headspace: __Y __N
Preservation Correct/Checked: ✓Y __N
RAD Screen <0.5 mR/hr: ✓Y __N

Relinquished by : (Signature)	Date:	Time:	Received by: (Signature)	Trip Blank Received: Yes / No HCl / MeoH TBR
	9/13/23	1700		2 0
Relinquished by : (Signature)	Date:	Time:	Received by: (Signature)	Temp: °C Bottles Received: 20
Relinquished by : (Signature)	Date:	Time:	Received for lab by: (Signature) D. Ramsey	Date: 09/14/23 Time: 0645

If preservation required by Login: Date/Time

Hold:

Condition: NCF / (OK)

Company Name/Address:
Kinder Morgan- Atlanta, GA

Ten 10th Street NW
Suite 1400
Atlanta. GA 30309

Billing Information:
Accounts Payable
1000 Windward Concourse
Ste 450
Alpharetta, GA 30005

Pres Chk

Report to:
Bethany Garvey

Email To:
bethany.garvey@jacobs.com;tom.wiley@jacobs

Project Description:
Lewis Drive Groundwater

City/State Collected: Belton, SC

Please Circle: PT MT CT (ET)

Phone: **404-751-5651**

Client Project #

Lab Project #
KINCH2MGA-LEWIS12

Collected by (print):
Alex Furness

Site/Facility ID #

P.O. #
WD1070436

Collected by (signature):

Immediately Packed on Ice N ___ Y X

Rush? (Lab MUST Be Notified)
___ Same Day ___ Five Day
___ Next Day ___ 5 Day (Rad Only)
___ Two Day ___ 10 Day (Rad Only)
___ Three Day

Quote #

Date Results Needed

Analysis / Container / Preservative

Sample ID	Comp/Grab	Matrix *	Depth	Date	Time	No. of Cntrs	TB-V8260BTEXMNSC 40mlAmb-HCl-Blk	V8260BTEXMNSC 40mlAmb-HCl								Remarks	Sample # (lab only)
MW-14B-091323	G	GW	—	9-13-23	1315	3		X									-61
MW-38B-091323		GW			1320	3		X									-62
MW-38-091323		GW			1325	3		X									-63
MW-37-091323		GW			1330	3		X									-64
MW-37-D-091323		GW			1335	3		X									-65
TB01-091323		GW			LAB	1	✓	X									-66
TB02-091323		GW			LAB	1	X	X									-67
FB01-091223		GW			1310	3		X									-68
FB01-091323		GW			1315	3		X									-69
		GW															

Chain of Custody Page 7 of 7

Pace
PEOPLE ADVANCING SCIENCE

MT JULIET, TN
12065 Lebanon Rd Mount Juliet, TN 37122
Submitting a sample via this chain of custody constitutes acknowledgment and acceptance of the Pace Terms and Conditions found at: https://info.pacelabs.com/hubfs/pas-standard-terms.pdf

SDG #

Table #

Acctnum: **KINCH2MGA**
Template: **T216192**
Prelogin: **P1023341**
PM: **526 - Chris McCord**
PB: 9-7-2023Gn

Shipped Via: **FedEX Priority**

* Matrix:
SS - Soil **AIR** - Air **F** - Filter
GW - Groundwater **B** - Bioassay
WW - WasteWater
DW - Drinking Water
OT - Other_____

Remarks:V8260BTEXMN = BTEX, MTBE, Naphthalene, and 1,2-DCA.

pH _____ Temp _____

Flow _____ Other _____

Samples returned via:
__ UPS __ FedEx __ Courier _____

Tracking #

Sample Receipt Checklist
COC Seal Present/Intact: __NP __Y __N
COC Signed/Accurate: __Y __N
Bottles arrive intact: __Y __N
Correct bottles used: __Y __N
Sufficient volume sent: __Y __N
If Applicable
VOA Zero Headspace: __Y __N
Preservation Correct/Checked: __Y __N
RAD Screen <0.5 mR/hr: __Y __N

Relinquished by : (Signature)	Date:	Time:	Received by: (Signature)	Trip Blank Received: Yes / No HCL / MeoH TBR	If preservation required by Login: Date/Time
	9/13/23	1700		2	
Relinquished by : (Signature)	Date:	Time:	Received by: (Signature)	Temp: °C Bottles Received: 201	
Relinquished by : (Signature)	Date:	Time:	Received for lab by: (Signature) D. Ramsey (4)	Date: 09/14/23 Time: 0845	Hold: Condition: NCF / OK

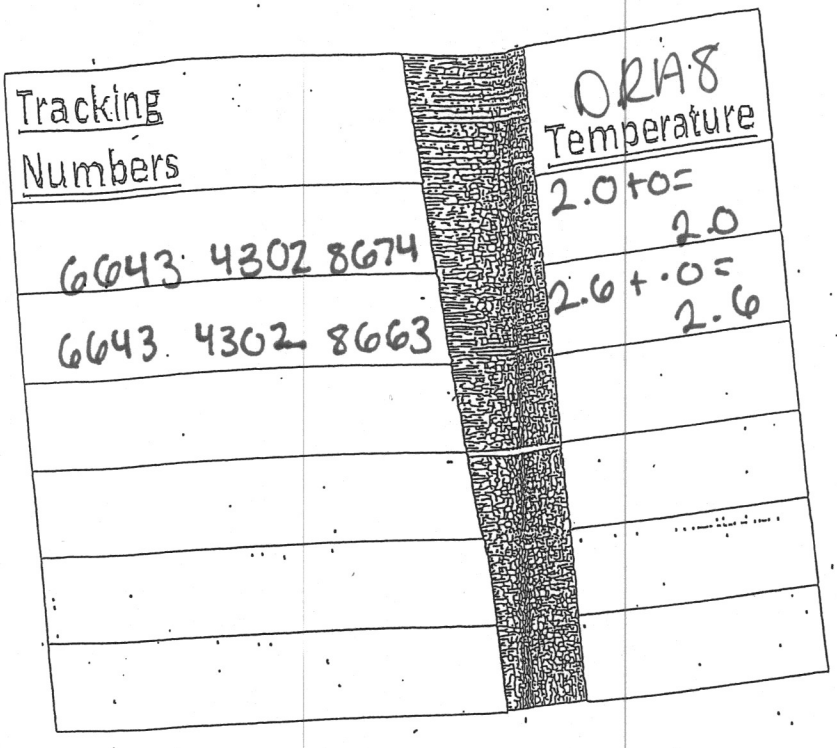
Tracking Numbers
6643 4302 8674
6643 4302 8663
ORA8 Temperature
2.0 + 0 = 2.0
2.6 + .0 = 2.6

ANALYTICAL REPORT

January 26, 2024

Revised Report

Kinder Morgan- Atlanta, GA

Sample Delivery Group:	L1679994
Samples Received:	11/18/2023
Project Number:	KMLOMR23
Description:	Lewis Drive Surface Water
Site:	KM_LEWISDR
Report To:	Bethany Garvey Ten 10th Street NW Suite 1400 Atlanta, GA 30309

Entire Report Reviewed By:

Erica McNeese
Project Manager

Results relate only to the items tested or calibrated and are reported as rounded values. This test report shall not be reproduced, except in full, without written approval of the laboratory. Where applicable, sampling conducted by Pace Analytical National is performed per guidance provided in laboratory standard operating procedures ENV-SOP-MTJL-0067 and ENV-SOP-MTJL-0068. Where sampling conducted by the customer, results relate to the accuracy of the information provided, and as the samples are received.

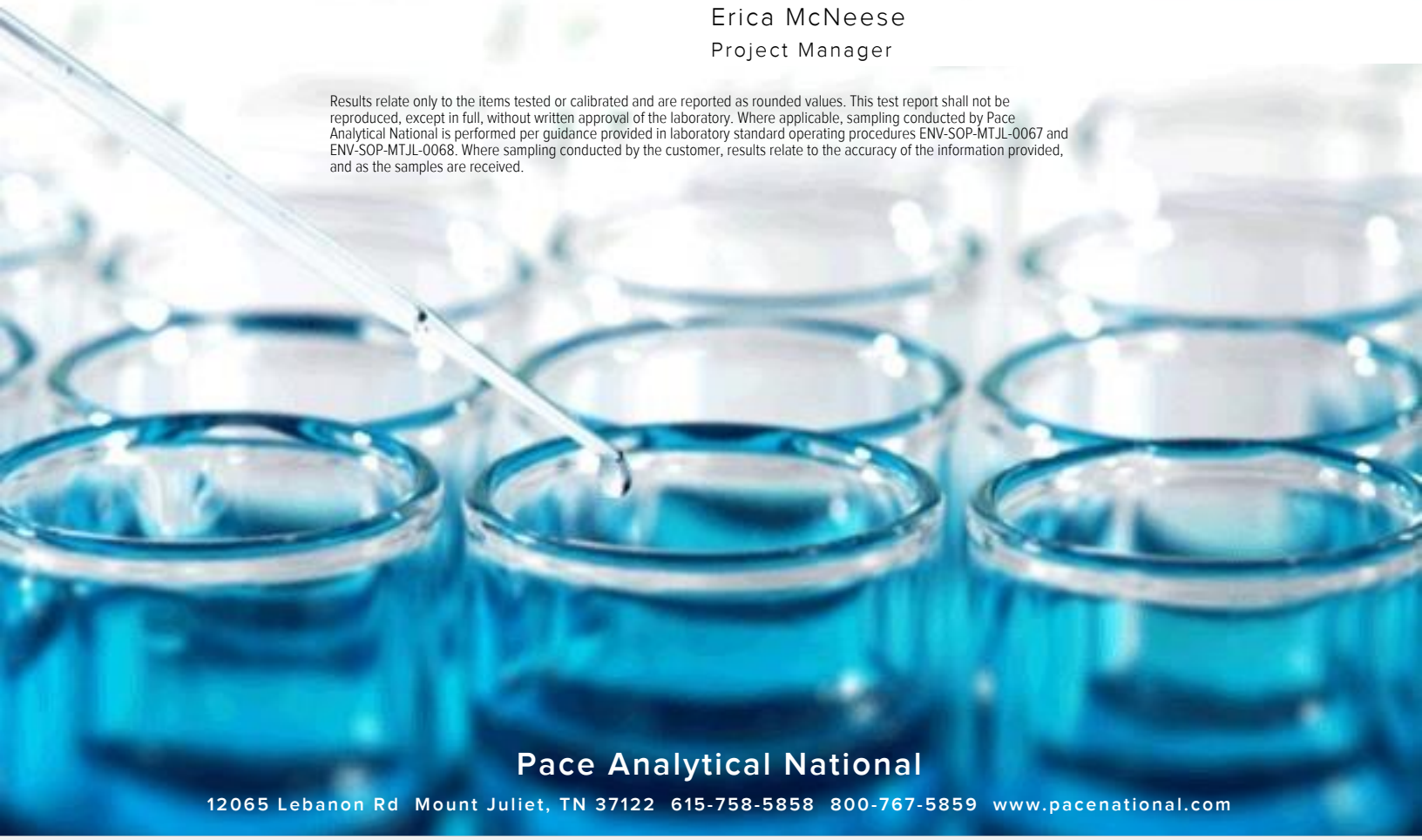

Pace Analytical National
12065 Lebanon Rd Mount Juliet, TN 37122 615-758-5858 800-767-5859 www.pacenational.com

TABLE OF CONTENTS

Cp: Cover Page 1

Tc: Table of Contents 2

Ss: Sample Summary 3

Cn: Case Narrative 5

Sr: Sample Results 6

MW-37-111623 L1679994-01 6

MW-37-D-111623 L1679994-02 7

MW-38-111623 L1679994-03 8

MW-60-111623 L1679994-04 9

MW-63-111623 L1679994-05 10

MW-58-111623 L1679994-06 11

MW-57-111723 L1679994-07 12

MW-46-111723 L1679994-08 13

MW-59-111723 L1679994-09 14

MW-56-111723 L1679994-10 15

MW-62-111723 L1679994-11 16

TB01-111723 L1679994-12 17

Qc: Quality Control Summary 18

Volatile Organic Compounds (GC/MS) by Method 8260D 18

Gl: Glossary of Terms 20

Al: Accreditations & Locations 21

Sc: Sample Chain of Custody 22

MW-37-111623 L1679994-01 GW

Collected by: TTH | Collected date/time: 11/16/23 12:30 | Received date/time: 11/18/23 09:00

Method	Batch	Dilution	Preparation date/time	Analysis date/time	Analyst	Location
Volatile Organic Compounds (GC/MS) by Method 8260D	WG2177677	1	11/26/23 23:53	11/26/23 23:53	GLN	Mt. Juliet, TN

MW-37-D-111623 L1679994-02 GW

Collected by: TTH | Collected date/time: 11/16/23 12:35 | Received date/time: 11/18/23 09:00

Method	Batch	Dilution	Preparation date/time	Analysis date/time	Analyst	Location
Volatile Organic Compounds (GC/MS) by Method 8260D	WG2177677	1	11/27/23 00:14	11/27/23 00:14	GLN	Mt. Juliet, TN

MW-38-111623 L1679994-03 GW

Collected by: TTH | Collected date/time: 11/16/23 14:35 | Received date/time: 11/18/23 09:00

Method	Batch	Dilution	Preparation date/time	Analysis date/time	Analyst	Location
Volatile Organic Compounds (GC/MS) by Method 8260D	WG2177677	1	11/27/23 00:35	11/27/23 00:35	GLN	Mt. Juliet, TN

MW-60-111623 L1679994-04 GW

Collected by: TTH | Collected date/time: 11/16/23 16:05 | Received date/time: 11/18/23 09:00

Method	Batch	Dilution	Preparation date/time	Analysis date/time	Analyst	Location
Volatile Organic Compounds (GC/MS) by Method 8260D	WG2177677	1	11/27/23 00:56	11/27/23 00:56	GLN	Mt. Juliet, TN

MW-63-111623 L1679994-05 GW

Collected by: TTH | Collected date/time: 11/16/23 16:10 | Received date/time: 11/18/23 09:00

Method	Batch	Dilution	Preparation date/time	Analysis date/time	Analyst	Location
Volatile Organic Compounds (GC/MS) by Method 8260D	WG2177677	1	11/27/23 01:17	11/27/23 01:17	GLN	Mt. Juliet, TN

MW-58-111623 L1679994-06 GW

Collected by: TTH | Collected date/time: 11/16/23 16:50 | Received date/time: 11/18/23 09:00

Method	Batch	Dilution	Preparation date/time	Analysis date/time	Analyst	Location
Volatile Organic Compounds (GC/MS) by Method 8260D	WG2177677	1	11/27/23 01:38	11/27/23 01:38	GLN	Mt. Juliet, TN

MW-57-111723 L1679994-07 GW

Collected by: TTH | Collected date/time: 11/17/23 09:40 | Received date/time: 11/18/23 09:00

Method	Batch	Dilution	Preparation date/time	Analysis date/time	Analyst	Location
Volatile Organic Compounds (GC/MS) by Method 8260D	WG2177677	1	11/27/23 01:58	11/27/23 01:58	GLN	Mt. Juliet, TN

MW-46-111723 L1679994-08 GW

Collected by: TTH | Collected date/time: 11/17/23 10:00 | Received date/time: 11/18/23 09:00

Method	Batch	Dilution	Preparation date/time	Analysis date/time	Analyst	Location
Volatile Organic Compounds (GC/MS) by Method 8260D	WG2177677	1	11/27/23 02:19	11/27/23 02:19	GLN	Mt. Juliet, TN
Volatile Organic Compounds (GC/MS) by Method 8260D	WG2178353	5	11/28/23 15:00	11/28/23 15:00	GLN	Mt. Juliet, TN

MW-59-111723 L1679994-09 GW

Collected by: TTH
Collected date/time: 11/17/23 10:10
Received date/time: 11/18/23 09:00

Method	Batch	Dilution	Preparation date/time	Analysis date/time	Analyst	Location
Volatile Organic Compounds (GC/MS) by Method 8260D	WG2177677	1	11/27/23 02:40	11/27/23 02:40	GLN	Mt. Juliet, TN
Volatile Organic Compounds (GC/MS) by Method 8260D	WG2178353	1	11/28/23 14:16	11/28/23 14:16	GLN	Mt. Juliet, TN

MW-56-111723 L1679994-10 GW

Collected by: TTH
Collected date/time: 11/17/23 10:30
Received date/time: 11/18/23 09:00

Method	Batch	Dilution	Preparation date/time	Analysis date/time	Analyst	Location
Volatile Organic Compounds (GC/MS) by Method 8260D	WG2177677	1	11/27/23 03:01	11/27/23 03:01	GLN	Mt. Juliet, TN

MW-62-111723 L1679994-11 GW

Collected by: TTH
Collected date/time: 11/17/23 11:35
Received date/time: 11/18/23 09:00

Method	Batch	Dilution	Preparation date/time	Analysis date/time	Analyst	Location
Volatile Organic Compounds (GC/MS) by Method 8260D	WG2177677	1	11/27/23 03:23	11/27/23 03:23	GLN	Mt. Juliet, TN

TB01-111723 L1679994-12 GW

Collected by: TTH
Collected date/time: 11/17/23 00:00
Received date/time: 11/18/23 09:00

Method	Batch	Dilution	Preparation date/time	Analysis date/time	Analyst	Location
Volatile Organic Compounds (GC/MS) by Method 8260D	WG2177677	1	11/26/23 23:32	11/26/23 23:32	GLN	Mt. Juliet, TN

CASE NARRATIVE

All sample aliquots were received at the correct temperature, in the proper containers, with the appropriate preservatives, and within method specified holding times, unless qualified or notated within the report. Where applicable, all MDL (LOD) and RDL (LOQ) values reported for environmental samples have been corrected for the dilution factor used in the analysis. All Method and Batch Quality Control are within established criteria except where addressed in this case narrative, a non-conformance form or properly qualified within the sample results. By my digital signature below, I affirm to the best of my knowledge, all problems/anomalies observed by the laboratory as having the potential to affect the quality of the data have been identified by the laboratory, and no information or data have been knowingly withheld that would affect the quality of the data.



Erica McNeese
Project Manager

Report Revision History

Level II Report - Version 1: 12/01/23 18:33

Project Narrative

1/25/24: Revised to add additional data.

Volatile Organic Compounds (GC/MS) by Method 8260D

Analyte	Result	Qualifier	RDL	Dilution	Analysis	Batch
	ug/l		ug/l		date / time	
Benzene	28.9		1.00	1	11/26/2023 23:53	WG2177677
Toluene	ND		1.00	1	11/26/2023 23:53	WG2177677
Ethylbenzene	ND		1.00	1	11/26/2023 23:53	WG2177677
Total Xylenes	ND		3.00	1	11/26/2023 23:53	WG2177677
Methyl tert-butyl ether	12.1		1.00	1	11/26/2023 23:53	WG2177677
Naphthalene	ND		5.00	1	11/26/2023 23:53	WG2177677
1,2-Dichloroethane	ND		1.00	1	11/26/2023 23:53	WG2177677
(S) Toluene-d8	*97.8*		*80.0-120*		*11/26/2023 23:53*	WG2177677
(S) 4-Bromofluorobenzene	*96.6*		*77.0-126*		*11/26/2023 23:53*	WG2177677
(S) 1,2-Dichloroethane-d4	*87.4*		*70.0-130*		*11/26/2023 23:53*	WG2177677

Volatile Organic Compounds (GC/MS) by Method 8260D

Analyte	Result	Qualifier	RDL	Dilution	Analysis	Batch
	ug/l		ug/l		date / time	
Benzene	26.6		1.00	1	11/27/2023 00:14	WG2177677
Toluene	ND		1.00	1	11/27/2023 00:14	WG2177677
Ethylbenzene	ND		1.00	1	11/27/2023 00:14	WG2177677
Total Xylenes	ND		3.00	1	11/27/2023 00:14	WG2177677
Methyl tert-butyl ether	11.5		1.00	1	11/27/2023 00:14	WG2177677
Naphthalene	ND		5.00	1	11/27/2023 00:14	WG2177677
1,2-Dichloroethane	ND		1.00	1	11/27/2023 00:14	WG2177677
(S) Toluene-d8	*99.2*		*80.0-120*		*11/27/2023 00:14*	WG2177677
(S) 4-Bromofluorobenzene	*96.8*		*77.0-126*		*11/27/2023 00:14*	WG2177677
(S) 1,2-Dichloroethane-d4	*86.9*		*70.0-130*		*11/27/2023 00:14*	WG2177677

Volatile Organic Compounds (GC/MS) by Method 8260D

Analyte	Result	Qualifier	RDL	Dilution	Analysis	Batch
	ug/l		ug/l		date / time	
Benzene	ND		1.00	1	11/27/2023 00:35	WG2177677
Toluene	ND		1.00	1	11/27/2023 00:35	WG2177677
Ethylbenzene	ND		1.00	1	11/27/2023 00:35	WG2177677
Total Xylenes	ND		3.00	1	11/27/2023 00:35	WG2177677
Methyl tert-butyl ether	1.55		1.00	1	11/27/2023 00:35	WG2177677
Naphthalene	ND		5.00	1	11/27/2023 00:35	WG2177677
1,2-Dichloroethane	ND		1.00	1	11/27/2023 00:35	WG2177677
(S) Toluene-d8	*98.7*		*80.0-120*		*11/27/2023 00:35*	WG2177677
(S) 4-Bromofluorobenzene	*96.6*		*77.0-126*		*11/27/2023 00:35*	WG2177677
(S) 1,2-Dichloroethane-d4	*91.6*		*70.0-130*		*11/27/2023 00:35*	WG2177677

Volatile Organic Compounds (GC/MS) by Method 8260D

Analyte	Result	Qualifier	RDL	Dilution	Analysis	Batch
	ug/l		ug/l		date / time	
Benzene	ND		1.00	1	11/27/2023 00:56	WG2177677
Toluene	ND		1.00	1	11/27/2023 00:56	WG2177677
Ethylbenzene	ND		1.00	1	11/27/2023 00:56	WG2177677
Total Xylenes	ND		3.00	1	11/27/2023 00:56	WG2177677
Methyl tert-butyl ether	49.3		1.00	1	11/27/2023 00:56	WG2177677
Naphthalene	ND		5.00	1	11/27/2023 00:56	WG2177677
1,2-Dichloroethane	ND		1.00	1	11/27/2023 00:56	WG2177677
(S) Toluene-d8	*96.2*		*80.0-120*		*11/27/2023 00:56*	WG2177677
(S) 4-Bromofluorobenzene	*97.3*		*77.0-126*		*11/27/2023 00:56*	WG2177677
(S) 1,2-Dichloroethane-d4	*91.1*		*70.0-130*		*11/27/2023 00:56*	WG2177677

Volatile Organic Compounds (GC/MS) by Method 8260D

Analyte	Result	Qualifier	RDL	Dilution	Analysis	Batch
	ug/l		ug/l		date / time	
Benzene	ND		1.00	1	11/27/2023 01:17	WG2177677
Toluene	ND		1.00	1	11/27/2023 01:17	WG2177677
Ethylbenzene	ND		1.00	1	11/27/2023 01:17	WG2177677
Total Xylenes	ND		3.00	1	11/27/2023 01:17	WG2177677
Methyl tert-butyl ether	1.17		1.00	1	11/27/2023 01:17	WG2177677
Naphthalene	ND		5.00	1	11/27/2023 01:17	WG2177677
1,2-Dichloroethane	ND		1.00	1	11/27/2023 01:17	WG2177677
(S) Toluene-d8	*94.9*		*80.0-120*		*11/27/2023 01:17*	WG2177677
(S) 4-Bromofluorobenzene	*96.2*		*77.0-126*		*11/27/2023 01:17*	WG2177677
(S) 1,2-Dichloroethane-d4	*92.8*		*70.0-130*		*11/27/2023 01:17*	WG2177677

Volatile Organic Compounds (GC/MS) by Method 8260D

Analyte	Result	Qualifier	RDL	Dilution	Analysis	Batch
	ug/l		ug/l		date / time	
Benzene	53.7		1.00	1	11/27/2023 01:38	WG2177677
Toluene	ND		1.00	1	11/27/2023 01:38	WG2177677
Ethylbenzene	ND		1.00	1	11/27/2023 01:38	WG2177677
Total Xylenes	ND		3.00	1	11/27/2023 01:38	WG2177677
Methyl tert-butyl ether	8.57		1.00	1	11/27/2023 01:38	WG2177677
Naphthalene	ND		5.00	1	11/27/2023 01:38	WG2177677
1,2-Dichloroethane	ND		1.00	1	11/27/2023 01:38	WG2177677
(S) Toluene-d8	*98.1*		*80.0-120*		*11/27/2023 01:38*	WG2177677
(S) 4-Bromofluorobenzene	*99.9*		*77.0-126*		*11/27/2023 01:38*	WG2177677
(S) 1,2-Dichloroethane-d4	*87.3*		*70.0-130*		*11/27/2023 01:38*	WG2177677

Volatile Organic Compounds (GC/MS) by Method 8260D

Analyte	Result	Qualifier	RDL	Dilution	Analysis	Batch
	ug/l		ug/l		date / time	
Benzene	3.47		1.00	1	11/27/2023 01:58	WG2177677
Toluene	ND		1.00	1	11/27/2023 01:58	WG2177677
Ethylbenzene	ND		1.00	1	11/27/2023 01:58	WG2177677
Total Xylenes	ND		3.00	1	11/27/2023 01:58	WG2177677
Methyl tert-butyl ether	1.61		1.00	1	11/27/2023 01:58	WG2177677
Naphthalene	ND		5.00	1	11/27/2023 01:58	WG2177677
1,2-Dichloroethane	ND		1.00	1	11/27/2023 01:58	WG2177677
(S) Toluene-d8	*96.4*		*80.0-120*		*11/27/2023 01:58*	WG2177677
(S) 4-Bromofluorobenzene	*95.6*		*77.0-126*		*11/27/2023 01:58*	WG2177677
(S) 1,2-Dichloroethane-d4	*91.9*		*70.0-130*		*11/27/2023 01:58*	WG2177677

Volatile Organic Compounds (GC/MS) by Method 8260D

Analyte	Result	Qualifier	RDL	Dilution	Analysis	Batch
	ug/l		ug/l		date / time	
Benzene	423		5.00	5	11/28/2023 15:00	WG2178353
Toluene	1.18		1.00	1	11/27/2023 02:19	WG2177677
Ethylbenzene	ND		1.00	1	11/27/2023 02:19	WG2177677
Total Xylenes	8.82		3.00	1	11/27/2023 02:19	WG2177677
Methyl tert-butyl ether	23.7		1.00	1	11/27/2023 02:19	WG2177677
Naphthalene	11.3		5.00	1	11/27/2023 02:19	WG2177677
1,2-Dichloroethane	ND		1.00	1	11/27/2023 02:19	WG2177677
(S) Toluene-d8	*93.9*		*80.0-120*		*11/27/2023 02:19*	WG2177677
(S) Toluene-d8	*102*		*80.0-120*		*11/28/2023 15:00*	WG2178353
(S) 4-Bromofluorobenzene	*95.1*		*77.0-126*		*11/27/2023 02:19*	WG2177677
(S) 4-Bromofluorobenzene	*81.7*		*77.0-126*		*11/28/2023 15:00*	WG2178353
(S) 1,2-Dichloroethane-d4	*88.4*		*70.0-130*		*11/27/2023 02:19*	WG2177677
(S) 1,2-Dichloroethane-d4	*82.9*		*70.0-130*		*11/28/2023 15:00*	WG2178353

Volatile Organic Compounds (GC/MS) by Method 8260D

Analyte	Result	Qualifier	RDL	Dilution	Analysis	Batch
	ug/l		ug/l		date / time	
Benzene	1.40		1.00	1	11/28/2023 14:16	WG2178353
Toluene	ND		1.00	1	11/27/2023 02:40	WG2177677
Ethylbenzene	ND		1.00	1	11/27/2023 02:40	WG2177677
Total Xylenes	12.0		3.00	1	11/27/2023 02:40	WG2177677
Methyl tert-butyl ether	76.8		1.00	1	11/27/2023 02:40	WG2177677
Naphthalene	ND		5.00	1	11/27/2023 02:40	WG2177677
1,2-Dichloroethane	ND		1.00	1	11/27/2023 02:40	WG2177677
(S) Toluene-d8	*98.0*		*80.0-120*		*11/27/2023 02:40*	WG2177677
(S) Toluene-d8	*102*		*80.0-120*		*11/28/2023 14:16*	WG2178353
(S) 4-Bromofluorobenzene	*98.4*		*77.0-126*		*11/27/2023 02:40*	WG2177677
(S) 4-Bromofluorobenzene	*85.1*		*77.0-126*		*11/28/2023 14:16*	WG2178353
(S) 1,2-Dichloroethane-d4	*87.6*		*70.0-130*		*11/27/2023 02:40*	WG2177677
(S) 1,2-Dichloroethane-d4	*86.3*		*70.0-130*		*11/28/2023 14:16*	WG2178353

Volatile Organic Compounds (GC/MS) by Method 8260D

Analyte	Result	Qualifier	RDL	Dilution	Analysis	Batch
	ug/l		ug/l		date / time	
Benzene	31.1		1.00	1	11/27/2023 03:01	WG2177677
Toluene	ND		1.00	1	11/27/2023 03:01	WG2177677
Ethylbenzene	ND		1.00	1	11/27/2023 03:01	WG2177677
Total Xylenes	ND		3.00	1	11/27/2023 03:01	WG2177677
Methyl tert-butyl ether	24.7		1.00	1	11/27/2023 03:01	WG2177677
Naphthalene	ND		5.00	1	11/27/2023 03:01	WG2177677
1,2-Dichloroethane	ND		1.00	1	11/27/2023 03:01	WG2177677
(S) Toluene-d8	*98.8*		*80.0-120*		*11/27/2023 03:01*	WG2177677
(S) 4-Bromofluorobenzene	*99.1*		*77.0-126*		*11/27/2023 03:01*	WG2177677
(S) 1,2-Dichloroethane-d4	*89.9*		*70.0-130*		*11/27/2023 03:01*	WG2177677

Volatile Organic Compounds (GC/MS) by Method 8260D

Analyte	Result	Qualifier	RDL	Dilution	Analysis	Batch
	ug/l		ug/l		date / time	
Benzene	ND		1.00	1	11/27/2023 03:23	WG2177677
Toluene	ND		1.00	1	11/27/2023 03:23	WG2177677
Ethylbenzene	ND		1.00	1	11/27/2023 03:23	WG2177677
Total Xylenes	ND		3.00	1	11/27/2023 03:23	WG2177677
Methyl tert-butyl ether	ND		1.00	1	11/27/2023 03:23	WG2177677
Naphthalene	ND		5.00	1	11/27/2023 03:23	WG2177677
1,2-Dichloroethane	ND		1.00	1	11/27/2023 03:23	WG2177677
(S) Toluene-d8	*98.3*		*80.0-120*		*11/27/2023 03:23*	WG2177677
(S) 4-Bromofluorobenzene	*96.3*		*77.0-126*		*11/27/2023 03:23*	WG2177677
(S) 1,2-Dichloroethane-d4	*90.6*		*70.0-130*		*11/27/2023 03:23*	WG2177677

Volatile Organic Compounds (GC/MS) by Method 8260D

Analyte	Result	Qualifier	RDL	Dilution	Analysis	Batch
	ug/l		ug/l		date / time	
Benzene	ND		1.00	1	11/26/2023 23:32	WG2177677
Toluene	ND		1.00	1	11/26/2023 23:32	WG2177677
Ethylbenzene	ND		1.00	1	11/26/2023 23:32	WG2177677
Total Xylenes	ND		3.00	1	11/26/2023 23:32	WG2177677
Methyl tert-butyl ether	ND		1.00	1	11/26/2023 23:32	WG2177677
Naphthalene	ND		5.00	1	11/26/2023 23:32	WG2177677
1,2-Dichloroethane	ND		1.00	1	11/26/2023 23:32	WG2177677
(S) Toluene-d8	*95.7*		*80.0-120*		*11/26/2023 23:32*	WG2177677
(S) 4-Bromofluorobenzene	*95.8*		*77.0-126*		*11/26/2023 23:32*	WG2177677
(S) 1,2-Dichloroethane-d4	*91.0*		*70.0-130*		*11/26/2023 23:32*	WG2177677

Method Blank (MB)

(MB) R4004880-4 11/26/23 22:34

Analyte	MB Result	MB Qualifier	MB MDL	MB RDL
	ug/l		ug/l	ug/l
Benzene	U		0.0941	1.00
Toluene	U		0.278	1.00
Ethylbenzene	U		0.137	1.00
Total Xylenes	U		0.174	3.00
Methyl tert-butyl ether	U		0.101	1.00
Naphthalene	U		1.00	5.00
1,2-Dichloroethane	U		0.0819	1.00
(S) Toluene-d8	*97.9*			*80.0-120*
(S) 4-Bromofluorobenzene	*96.1*			*77.0-126*
(S) 1,2-Dichloroethane-d4	*89.4*			*70.0-130*

Laboratory Control Sample (LCS) • Laboratory Control Sample Duplicate (LCSD)

(LCS) R4004880-1 11/26/23 20:49 • (LCSD) R4004880-2 11/26/23 21:10

Analyte	Spike Amount	LCS Result	LCSD Result	LCS Rec.	LCSD Rec.	Rec. Limits	LCS Qualifier	LCSD Qualifier	RPD	RPD Limits
	ug/l	ug/l	ug/l	%	%	%			%	%
Benzene	5.00	4.70	4.64	94.0	92.8	70.0-130			1.28	20
Toluene	5.00	4.84	5.14	96.8	103	70.0-130			6.01	20
Ethylbenzene	5.00	4.97	5.10	99.4	102	70.0-130			2.58	20
Total Xylenes	15.0	15.8	16.1	105	107	70.0-130			1.88	20
Methyl tert-butyl ether	5.00	5.12	5.15	102	103	70.0-130			0.584	20
Naphthalene	5.00	4.98	5.11	99.6	102	70.0-130			2.58	20
1,2-Dichloroethane	5.00	4.47	4.46	89.4	89.2	70.0-130			0.224	20
(S) Toluene-d8				*95.6*	*94.8*	*80.0-120*				
(S) 4-Bromofluorobenzene				*93.6*	*95.1*	*77.0-126*				
(S) 1,2-Dichloroethane-d4				*91.4*	*89.4*	*70.0-130*				

Method Blank (MB)

(MB) R4005691-3 11/28/23 10:25

Analyte	MB Result	MB Qualifier	MB MDL	MB RDL
	ug/l		ug/l	ug/l
Benzene	U		0.0941	1.00
(S) Toluene-d8	*102*			*80.0-120*
(S) 4-Bromofluorobenzene	*87.7*			*77.0-126*
(S) 1,2-Dichloroethane-d4	*85.8*			*70.0-130*

Laboratory Control Sample (LCS) • Laboratory Control Sample Duplicate (LCSD)

(LCS) R4005691-1 11/28/23 08:57 • (LCSD) R4005691-2 11/28/23 09:19

Analyte	Spike Amount	LCS Result	LCSD Result	LCS Rec.	LCSD Rec.	Rec. Limits	LCS Qualifier	LCSD Qualifier	RPD	RPD Limits
	ug/l	ug/l	ug/l	%	%	%			%	%
Benzene	5.00	4.56	4.35	91.2	87.0	70.0-130			4.71	20
(S) Toluene-d8				*100*	*102*	*80.0-120*				
(S) 4-Bromofluorobenzene				*88.2*	*90.7*	*77.0-126*				
(S) 1,2-Dichloroethane-d4				*86.1*	*86.2*	*70.0-130*				

GLOSSARY OF TERMS

Guide to Reading and Understanding Your Laboratory Report

The information below is designed to better explain the various terms used in your report of analytical results from the Laboratory. This is not intended as a comprehensive explanation, and if you have additional questions please contact your project representative.

Results Disclaimer - Information that may be provided by the customer, and contained within this report, include Permit Limits, Project Name, Sample ID, Sample Matrix, Sample Preservation, Field Blanks, Field Spikes, Field Duplicates, On-Site Data, Sampling Collection Dates/Times, and Sampling Location. Results relate to the accuracy of this information provided, and as the samples are received.

Abbreviations and Definitions

MDL	Method Detection Limit.
ND	Not detected at the Reporting Limit (or MDL where applicable).
RDL	Reported Detection Limit.
Rec.	Recovery.
RPD	Relative Percent Difference.
SDG	Sample Delivery Group.
(S)	Surrogate (Surrogate Standard) - Analytes added to every blank, sample, Laboratory Control Sample/Duplicate and Matrix Spike/Duplicate; used to evaluate analytical efficiency by measuring recovery. Surrogates are not expected to be detected in all environmental media.
U	Not detected at the Reporting Limit (or MDL where applicable).
Analyte	The name of the particular compound or analysis performed. Some Analyses and Methods will have multiple analytes reported.
Dilution	If the sample matrix contains an interfering material, the sample preparation volume or weight values differ from the standard, or if concentrations of analytes in the sample are higher than the highest limit of concentration that the laboratory can accurately report, the sample may be diluted for analysis. If a value different than 1 is used in this field, the result reported has already been corrected for this factor.
Limits	These are the target % recovery ranges or % difference value that the laboratory has historically determined as normal for the method and analyte being reported. Successful QC Sample analysis will target all analytes recovered or duplicated within these ranges.
Qualifier	This column provides a letter and/or number designation that corresponds to additional information concerning the result reported. If a Qualifier is present, a definition per Qualifier is provided within the Glossary and Definitions page and potentially a discussion of possible implications of the Qualifier in the Case Narrative if applicable.
Result	The actual analytical final result (corrected for any sample specific characteristics) reported for your sample. If there was no measurable result returned for a specific analyte, the result in this column may state “ND” (Not Detected) or “BDL” (Below Detectable Levels). The information in the results column should always be accompanied by either an MDL (Method Detection Limit) or RDL (Reporting Detection Limit) that defines the lowest value that the laboratory could detect or report for this analyte.
Uncertainty (Radiochemistry)	Confidence level of 2 sigma.
Case Narrative (Cn)	A brief discussion about the included sample results, including a discussion of any non-conformances to protocol observed either at sample receipt by the laboratory from the field or during the analytical process. If present, there will be a section in the Case Narrative to discuss the meaning of any data qualifiers used in the report.
Quality Control Summary (Qc)	This section of the report includes the results of the laboratory quality control analyses required by procedure or analytical methods to assist in evaluating the validity of the results reported for your samples. These analyses are not being performed on your samples typically, but on laboratory generated material.
Sample Chain of Custody (Sc)	This is the document created in the field when your samples were initially collected. This is used to verify the time and date of collection, the person collecting the samples, and the analyses that the laboratory is requested to perform. This chain of custody also documents all persons (excluding commercial shippers) that have had control or possession of the samples from the time of collection until delivery to the laboratory for analysis.
Sample Results (Sr)	This section of your report will provide the results of all testing performed on your samples. These results are provided by sample ID and are separated by the analyses performed on each sample. The header line of each analysis section for each sample will provide the name and method number for the analysis reported.
Sample Summary (Ss)	This section of the Analytical Report defines the specific analyses performed for each sample ID, including the dates and times of preparation and/or analysis.

Qualifier | Description

The remainder of this page intentionally left blank, there are no qualifiers applied to this SDG.

ACCREDITATIONS & LOCATIONS

Pace Analytical National 12065 Lebanon Rd Mount Juliet, TN 37122

Alabama	40660	Nebraska	NE-OS-15-05
Alaska	17-026	Nevada	TN000032021-1
Arizona	AZ0612	New Hampshire	2975
Arkansas	88-0469	New Jersey–NELAP	TN002
California	2932	New Mexico [1]	TN00003
Colorado	TN00003	New York	11742
Connecticut	PH-0197	North Carolina	Env375
Florida	E87487	North Carolina [1]	DW21704
Georgia	NELAP	North Carolina [3]	41
Georgia [1]	923	North Dakota	R-140
Idaho	TN00003	Ohio–VAP	CL0069
Illinois	200008	Oklahoma	9915
Indiana	C-TN-01	Oregon	TN200002
Iowa	364	Pennsylvania	68-02979
Kansas	E-10277	Rhode Island	LAO000356
Kentucky [1 6]	KY90010	South Carolina	84004002
Kentucky [2]	16	South Dakota	n/a
Louisiana	AI30792	Tennessee [1 4]	2006
Louisiana	LA018	Texas	T104704245-20-18
Maine	TN00003	Texas [5]	LAB0152
Maryland	324	Utah	TN000032021-11
Massachusetts	M-TN003	Vermont	VT2006
Michigan	9958	Virginia	110033
Minnesota	047-999-395	Washington	C847
Mississippi	TN00003	West Virginia	233
Missouri	340	Wisconsin	998093910
Montana	CERT0086	Wyoming	A2LA
A2LA – ISO 17025	1461.01	AIHA-LAP,LLC EMLAP	100789
A2LA – ISO 17025 [5]	1461.02	DOD	1461.01
Canada	1461.01	USDA	P330-15-00234
EPA–Crypto	TN00003		

[1] Drinking Water [2] Underground Storage Tanks [3] Aquatic Toxicity [4] Chemical/Microbiological [5] Mold [6] Wastewater n/a Accreditation not applicable

* Not all certifications held by the laboratory are applicable to the results reported in the attached report.

* Accreditation is only applicable to the test methods specified on each scope of accreditation held by Pace Analytical.

Company Name/Address:
Kinder Morgan- Atlanta, GA

Ten 10th Street NW
Suite 1400
Atlanta. GA 30309

Billing Information:
Accounts Payable
1000 Windward Concourse
Ste 450
Alpharetta, GA 30005

Pres Chk

Report to: **Bethany Garvey**

Email To: **bethany.garvey@jacobs.com;tom.wiley@jacobs**

Project Description: GROUND **Lewis Drive Surface Water**

City/State Collected: BELTON, SC

Please Circle: PT MT CT ET

Phone: **404-751-5651**

Client Project # KMLOMR23

Lab Project # **KINCH2MGA-LEWIS**

Collected by (print): T. HAM

Site/Facility ID #

P.O. # **WD1070436**

Collected by (signature):

Immediately Packed on Ice N___ Y___/

Rush? (Lab MUST Be Notified)
___ Same Day ___ Five Day
___ Next Day ___ 5 Day (Rad Only)
___ Two Day X 10 Day (Rad Only)
___ Three Day

Date Results Needed

Quote #

Analysis / Container / Preservative

Sample ID	Comp/Grab	Matrix *	Depth	Date	Time	No. of Cntrs	SULFATE 125mlHDPE-NoPres	V8260BTEXMNSC 40mlAmb-HCl	V8260BTEXMNSC-TB 40mlAmb-HCl-Blk	VOCs 8260D (BTEX, MTBE, NAPHTHALENE AND 1,2-DCA ONLY)						Remarks	Sample # (lab only)
										X							
MW-37-111623	G	GW	—	11-16-23	1230	3				X							01
MW-37-D-111623		GW			1235												02
MW-38-111623		GW			1435												03
MW-60-111623		GW			1605												04
MW-63-111623		GW			1610												05
MW-58-111623		GW		11-17-23	1650												06
MW-57-111723		GW			0940												07
MW-46-111723		GW			1000												08
MW-59-111723		GW			1010												09
MW-56-111723		GW			1030												10

* Matrix:
SS - Soil **AIR** - Air **F** - Filter
GW - Groundwater **B** - Bioassay
WW - WasteWater
DW - Drinking Water
OT - Other_____

Remarks:V8260BTEXMNSC = BTEX + Naphthalene + MTBE AND 1,2-DCA ONLY MT 11/20/23

pH _____ Temp _____

Flow _____ Other _____

Samples returned via:
__ UPS __ FedEx __ Courier _____

Tracking # 7123 3307 9202

Sample Receipt Checklist

COC Seal Present/Intact:	__NP	X Y __N
COC Signed/Accurate:		__Y __N
Bottles arrive intact:		__Y __N
Correct bottles used:		__Y __N
Sufficient volume sent:		__Y __N
If Applicable		
VOA Zero Headspace:		__Y __N
Preservation Correct/Checked:		__Y __N
RAD Screen <0.5 mR/hr:		X Y __N

	Date:	Time:		
Relinquished by : (Signature)	11-17-23	1400	Received by: (Signature)	Trip Blank Received: Yes / No HCL / MeoH TBR
Relinquished by : (Signature)			Received by: (Signature)	Temp: 5.2 °C Bottles Received: 33
Relinquished by : (Signature)			Received for lab by: (Signature)	Date: 11/18/23 Time: 0900

If preservation required by Login: Date/Time

Hold:

Condition: NCF / OK

Chain of Custody Page 1 of 2

Pace PEOPLE ADVANCING SCIENCE

MT JULIET, TN

12065 Lebanon Rd Mount Juliet, TN 37122
Submitting a sample via this chain of custody constitutes acknowledgment and acceptance of the Pace Terms and Conditions found at: https://info.pacelabs.com/hubfs/pas-standard-terms.pdf

SDG # L1679494
F094

Acctnum: **KINCH2MGA**
Template: **T241536**
Prelogin: **P1036195**
PM: **526 - Chris McCord**
PB: 11/7/23 CAM
Shipped Via: **FedEX Ground**

Company Name/Address:
Kinder Morgan- Atlanta, GA

Ten 10th Street NW
Suite 1400
Atlanta. GA 30309

Billing Information:
Accounts Payable
1000 Windward Concourse
Ste 450
Alpharetta, GA 30005

Report to: **Bethany Garvey**

Email To: **bethany.garvey@jacobs.com;tom.wiley@jacobs**

Project Description: **Lewis Drive Surface Water**

City/State Collected:

Please Circle: PT MT CT ET

Phone: **404-751-5651**

Client Project # KMLDMR23

Lab Project # **KINCH2MGA-LEWIS**

Collected by (print): T. HALL

Site/Facility ID # **KM_LEWISDR**

P.O. # **WD1070436**

Collected by (signature):

Immediately Packed on Ice N___ Y___

Rush? (Lab MUST Be Notified)
___ Same Day ___ Five Day
___ Next Day ___ 5 Day (Rad Only)
___ Two Day X 10 Day (Rad Only)
___ Three Day

Quote #

Date Results Needed

Analysis / Container / Preservative

Sample ID	Comp/Grab	Matrix *	Depth	Date	Time	No. of Cntrs	V8260BTEXMNSC 40mlAmb-HCl	VOCs 8260D (BTEX, MTBE, NAPHTHALENE AND 1,2-DCA ONLY)								Remarks	Sample # (lab only)
MW-62-111723	G	GW	—	11-17-23	1135	3	X	X									11
TB01-111723	TB		—	11-17-23	1140	1		X									12

Chain of Custody Page 2 of 2

Pace PEOPLE ADVANCING SCIENCE

MT JULIET, TN

12065 Lebanon Rd Mount Juliet, TN 37122
Submitting a sample via this chain of custody constitutes acknowledgment and acceptance of the Pace Terms and Conditions found at: https://info.pacelabs.com/hubfs/pas-standard-terms.pdf

SDG # L1074994

Table #

Acctnum: **KINCH2MGA**
Template: **T241756**
Prelogin: **P1036755**
PM: **526 - Chris McCord**
PB: 11/10/23 CAM
Shipped Via: **FedEX Ground**

* Matrix:
SS - Soil **AIR** - Air **F** - Filter
GW - Groundwater **B** - Bioassay
WW - WasteWater
DW - Drinking Water
OT - Other_____

Remarks: MS 11/20/23

pH _____ Temp _____

Flow _____ Other _____

Samples returned via:
__ UPS __ FedEx __ Courier _____

Tracking #

Sample Receipt Checklist
COC Seal Present/Intact: __NP X Y __N
COC Signed/Accurate: __Y __N
Bottles arrive intact: __Y __N
Correct bottles used: __Y __N
Sufficient volume sent: __Y __N
If Applicable
VOA Zero Headspace: __Y __N
Preservation Correct/Checked: __Y __N
RAD Screen <0.5 mR/hr: __Y __N

Relinquished by : (Signature)	Date:	Time:	Received by: (Signature)	Trip Blank Received: Yes / No HCL / MeoH TBR	If preservation required by Login: Date/Time
	11-17-23	1400			
Relinquished by : (Signature)	Date:	Time:	Received by: (Signature)	Temp: °C Bottles Received:	
				5.2+0=5.2 33	
Relinquished by : (Signature)	Date:	Time:	Received for lab by: (Signature)	Date: Time:	Hold: Condition: NCF / OK
				11/28/23 0900	

ANALYTICAL REPORT

January 02, 2024

Kinder Morgan- Atlanta, GA

Sample Delivery Group:	L1690296
Samples Received:	12/20/2023
Project Number:	
Description:	Lewis Drive Groundwater
Site:	KM_LEWISDR
Report To:	Bethany Garvey Ten 10th Street NW Suite 1400 Atlanta, GA 30309

Entire Report Reviewed By:

Chris McCord
Project Manager

Results relate only to the items tested or calibrated and are reported as rounded values. This test report shall not be reproduced, except in full, without written approval of the laboratory. Where applicable, sampling conducted by Pace Analytical National is performed per guidance provided in laboratory standard operating procedures ENV-SOP-MTJL-0067 and ENV-SOP-MTJL-0068. Where sampling conducted by the customer, results relate to the accuracy of the information provided, and as the samples are received.

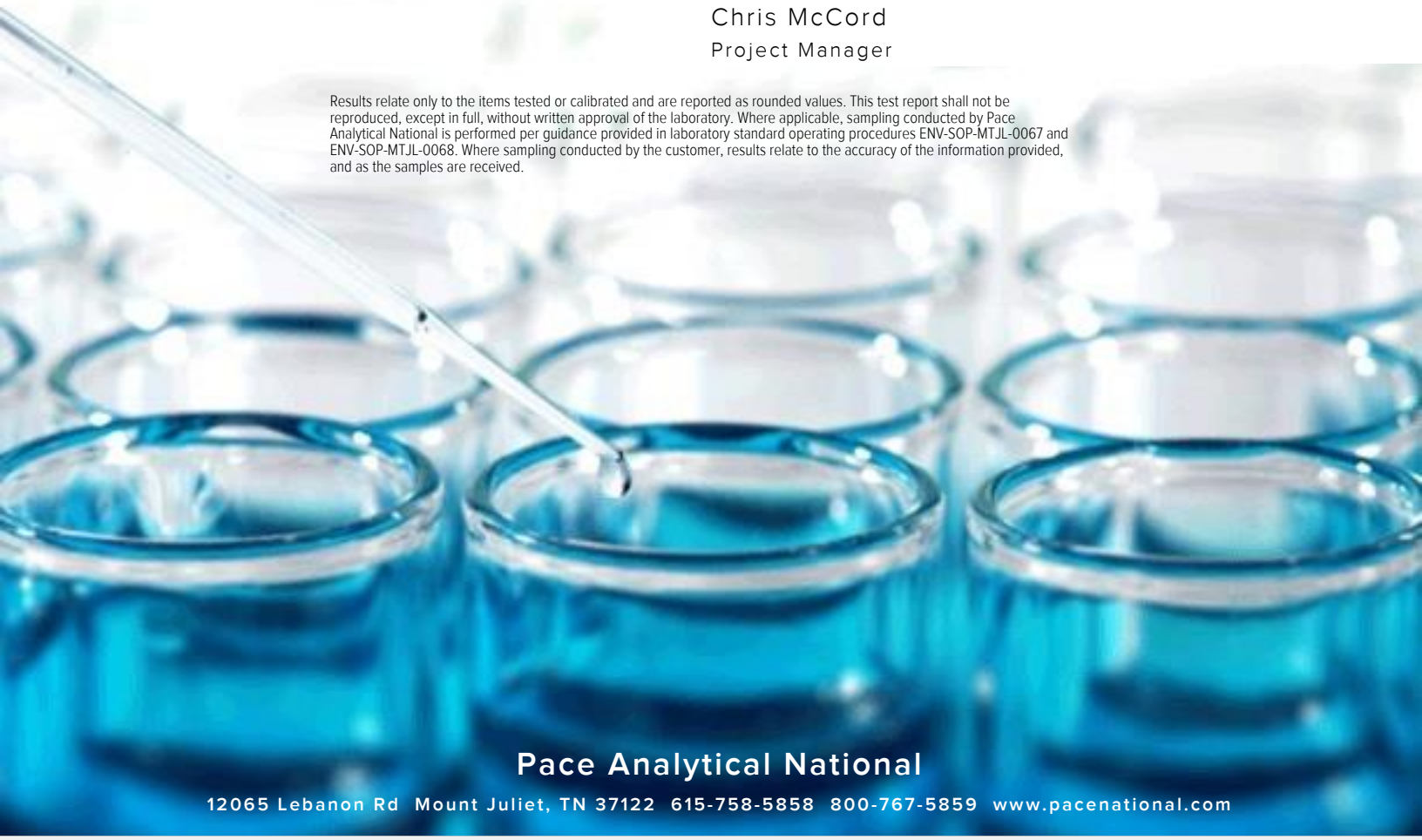

TABLE OF CONTENTS

Cp: Cover Page 1

Tc: Table of Contents 2

Ss: Sample Summary 3

Cn: Case Narrative 6

Sr: Sample Results 7

MW-63-121823 L1690296-01 7

MW-58-121823 L1690296-02 8

MW-59-121823 L1690296-03 9

MW-38B-121923 L1690296-04 10

MW-14-121923 L1690296-05 11

MW-14B-121923 L1690296-06 12

MW-62-121923 L1690296-07 13

MW-15B-121923 L1690296-08 14

MW-39-121923 L1690296-09 15

MW-61B-121923 L1690296-10 16

MW-40-121923 L1690296-11 17

MW-41-121923 L1690296-12 18

MW-56-121923 L1690296-13 19

MW-36-121923 L1690296-14 20

MW-17B-121923 L1690296-15 21

MW-57-121923 L1690296-16 22

MW-23-121923 L1690296-17 23

MW-23-D-121923 L1690296-18 24

FB-01-121823 L1690296-19 25

FB-02-121923 L1690296-20 26

TB-02 L1690296-21 27

Qc: Quality Control Summary 28

Volatile Organic Compounds (GC/MS) by Method 8260D 28

Gl: Glossary of Terms 32

Al: Accreditations & Locations 33

Sc: Sample Chain of Custody 34

SAMPLE SUMMARY

MW-63-121823 L1690296-01 GW

Collected by: Alex F. | Collected date/time: 12/18/23 11:30 | Received date/time: 12/20/23 10:00

Method	Batch	Dilution	Preparation date/time	Analysis date/time	Analyst	Location
Volatile Organic Compounds (GC/MS) by Method 8260D	WG2195068	1	12/23/23 10:46	12/23/23 10:46	JAH	Mt. Juliet, TN

MW-58-121823 L1690296-02 GW

Collected by: Alex F. | Collected date/time: 12/18/23 14:10 | Received date/time: 12/20/23 10:00

Method	Batch	Dilution	Preparation date/time	Analysis date/time	Analyst	Location
Volatile Organic Compounds (GC/MS) by Method 8260D	WG2195068	1	12/23/23 11:04	12/23/23 11:04	JAH	Mt. Juliet, TN

MW-59-121823 L1690296-03 GW

Collected by: Alex F. | Collected date/time: 12/18/23 15:20 | Received date/time: 12/20/23 10:00

Method	Batch	Dilution	Preparation date/time	Analysis date/time	Analyst	Location
Volatile Organic Compounds (GC/MS) by Method 8260D	WG2195126	1	12/23/23 12:02	12/23/23 12:02	JBE	Mt. Juliet, TN

MW-38B-121923 L1690296-04 GW

Collected by: Alex F. | Collected date/time: 12/19/23 10:30 | Received date/time: 12/20/23 10:00

Method	Batch	Dilution	Preparation date/time	Analysis date/time	Analyst	Location
Volatile Organic Compounds (GC/MS) by Method 8260D	WG2195126	1	12/23/23 12:22	12/23/23 12:22	JBE	Mt. Juliet, TN

MW-14-121923 L1690296-05 GW

Collected by: Alex F. | Collected date/time: 12/19/23 10:45 | Received date/time: 12/20/23 10:00

Method	Batch	Dilution	Preparation date/time	Analysis date/time	Analyst	Location
Volatile Organic Compounds (GC/MS) by Method 8260D	WG2195126	1	12/23/23 12:42	12/23/23 12:42	JBE	Mt. Juliet, TN

MW-14B-121923 L1690296-06 GW

Collected by: Alex F. | Collected date/time: 12/19/23 10:55 | Received date/time: 12/20/23 10:00

Method	Batch	Dilution	Preparation date/time	Analysis date/time	Analyst	Location
Volatile Organic Compounds (GC/MS) by Method 8260D	WG2195126	1	12/23/23 13:02	12/23/23 13:02	JBE	Mt. Juliet, TN

MW-62-121923 L1690296-07 GW

Collected by: Alex F. | Collected date/time: 12/19/23 10:55 | Received date/time: 12/20/23 10:00

Method	Batch	Dilution	Preparation date/time	Analysis date/time	Analyst	Location
Volatile Organic Compounds (GC/MS) by Method 8260D	WG2195126	1	12/23/23 13:21	12/23/23 13:21	JBE	Mt. Juliet, TN

MW-15B-121923 L1690296-08 GW

Collected by: Alex F. | Collected date/time: 12/19/23 11:10 | Received date/time: 12/20/23 10:00

Method	Batch	Dilution	Preparation date/time	Analysis date/time	Analyst	Location
Volatile Organic Compounds (GC/MS) by Method 8260D	WG2195126	5	12/23/23 16:40	12/23/23 16:40	JBE	Mt. Juliet, TN

MW-39-121923 L1690296-09 GW

Collected by: Alex F. | Collected date/time: 12/19/23 11:20 | Received date/time: 12/20/23 10:00

Method	Batch	Dilution	Preparation date/time	Analysis date/time	Analyst	Location
Volatile Organic Compounds (GC/MS) by Method 8260D	WG2195126	1	12/23/23 13:41	12/23/23 13:41	JBE	Mt. Juliet, TN

MW-61B-121923 L1690296-10 GW

Collected by: Alex F. | Collected date/time: 12/19/23 11:20 | Received date/time: 12/20/23 10:00

Method	Batch	Dilution	Preparation date/time	Analysis date/time	Analyst	Location
Volatile Organic Compounds (GC/MS) by Method 8260D	WG2195126	1	12/23/23 14:01	12/23/23 14:01	JBE	Mt. Juliet, TN

MW-40-121923 L1690296-11 GW

Collected by: Alex F. | Collected date/time: 12/19/23 11:30 | Received date/time: 12/20/23 10:00

Method	Batch	Dilution	Preparation date/time	Analysis date/time	Analyst	Location
Volatile Organic Compounds (GC/MS) by Method 8260D	WG2195126	1	12/23/23 14:21	12/23/23 14:21	JBE	Mt. Juliet, TN

MW-41-121923 L1690296-12 GW

Collected by: Alex F. | Collected date/time: 12/19/23 11:35 | Received date/time: 12/20/23 10:00

Method	Batch	Dilution	Preparation date/time	Analysis date/time	Analyst	Location
Volatile Organic Compounds (GC/MS) by Method 8260D	WG2195126	1	12/23/23 14:41	12/23/23 14:41	JBE	Mt. Juliet, TN

MW-56-121923 L1690296-13 GW

Collected by: Alex F. | Collected date/time: 12/19/23 12:45 | Received date/time: 12/20/23 10:00

Method	Batch	Dilution	Preparation date/time	Analysis date/time	Analyst	Location
Volatile Organic Compounds (GC/MS) by Method 8260D	WG2195126	1	12/23/23 15:01	12/23/23 15:01	JBE	Mt. Juliet, TN

MW-36-121923 L1690296-14 GW

Collected by: Alex F. | Collected date/time: 12/19/23 13:05 | Received date/time: 12/20/23 10:00

Method	Batch	Dilution	Preparation date/time	Analysis date/time	Analyst	Location
Volatile Organic Compounds (GC/MS) by Method 8260D	WG2195126	1	12/23/23 15:21	12/23/23 15:21	JBE	Mt. Juliet, TN

MW-17B-121923 L1690296-15 GW

Collected by: Alex F. | Collected date/time: 12/19/23 14:00 | Received date/time: 12/20/23 10:00

Method	Batch	Dilution	Preparation date/time	Analysis date/time	Analyst	Location
Volatile Organic Compounds (GC/MS) by Method 8260D	WG2195126	100	12/23/23 16:59	12/23/23 16:59	JBE	Mt. Juliet, TN

MW-57-121923 L1690296-16 GW

Collected by: Alex F. | Collected date/time: 12/19/23 14:20 | Received date/time: 12/20/23 10:00

Method	Batch	Dilution	Preparation date/time	Analysis date/time	Analyst	Location
Volatile Organic Compounds (GC/MS) by Method 8260D	WG2195126	1	12/23/23 15:41	12/23/23 15:41	JBE	Mt. Juliet, TN

MW-23-121923 L1690296-17 GW

Collected by: Alex F. | Collected date/time: 12/19/23 15:00 | Received date/time: 12/20/23 10:00

Method	Batch	Dilution	Preparation date/time	Analysis date/time	Analyst	Location
Volatile Organic Compounds (GC/MS) by Method 8260D	WG2195126	1	12/23/23 16:00	12/23/23 16:00	JBE	Mt. Juliet, TN
Volatile Organic Compounds (GC/MS) by Method 8260D	WG2196846	10	12/27/23 23:45	12/27/23 23:45	JCP	Mt. Juliet, TN

MW-23-D-121923 L1690296-18 GW

Collected by: Alex F. | Collected date/time: 12/19/23 15:05 | Received date/time: 12/20/23 10:00

Method	Batch	Dilution	Preparation date/time	Analysis date/time	Analyst	Location
Volatile Organic Compounds (GC/MS) by Method 8260D	WG2195126	1	12/23/23 16:20	12/23/23 16:20	JBE	Mt. Juliet, TN
Volatile Organic Compounds (GC/MS) by Method 8260D	WG2196846	10	12/28/23 00:07	12/28/23 00:07	JCP	Mt. Juliet, TN

FB-01-121823 L1690296-19 GW

Collected by: Alex F. | Collected date/time: 12/19/23 15:55 | Received date/time: 12/20/23 10:00

Method	Batch	Dilution	Preparation date/time	Analysis date/time	Analyst	Location
Volatile Organic Compounds (GC/MS) by Method 8260D	WG2195126	1	12/23/23 10:42	12/23/23 10:42	JBE	Mt. Juliet, TN

FB-02-121923 L1690296-20 GW

Collected by: Alex F. | Collected date/time: 12/19/23 16:00 | Received date/time: 12/20/23 10:00

Method	Batch	Dilution	Preparation date/time	Analysis date/time	Analyst	Location
Volatile Organic Compounds (GC/MS) by Method 8260D	WG2195126	1	12/23/23 11:02	12/23/23 11:02	JBE	Mt. Juliet, TN

TB-02 L1690296-21 GW

Collected by: Alex F. | Collected date/time: 12/19/23 00:00 | Received date/time: 12/20/23 10:00

Method	Batch	Dilution	Preparation date/time	Analysis date/time	Analyst	Location
Volatile Organic Compounds (GC/MS) by Method 8260D	WG2195126	1	12/23/23 11:22	12/23/23 11:22	JBE	Mt. Juliet, TN

CASE NARRATIVE

All sample aliquots were received at the correct temperature, in the proper containers, with the appropriate preservatives, and within method specified holding times, unless qualified or notated within the report. Where applicable, all MDL (LOD) and RDL (LOQ) values reported for environmental samples have been corrected for the dilution factor used in the analysis. All Method and Batch Quality Control are within established criteria except where addressed in this case narrative, a non-conformance form or properly qualified within the sample results. By my digital signature below, I affirm to the best of my knowledge, all problems/anomalies observed by the laboratory as having the potential to affect the quality of the data have been identified by the laboratory, and no information or data have been knowingly withheld that would affect the quality of the data.



Chris McCord
Project Manager

Volatile Organic Compounds (GC/MS) by Method 8260D

Analyte	Result	Qualifier	RDL	Dilution	Analysis	Batch
	ug/l		ug/l		date / time	
Benzene	ND		1.00	1	12/23/2023 10:46	WG2195068
Toluene	ND		1.00	1	12/23/2023 10:46	WG2195068
Ethylbenzene	ND		1.00	1	12/23/2023 10:46	WG2195068
Total Xylenes	ND		3.00	1	12/23/2023 10:46	WG2195068
Methyl tert-butyl ether	ND		1.00	1	12/23/2023 10:46	WG2195068
Naphthalene	ND		5.00	1	12/23/2023 10:46	WG2195068
1,2-Dichloroethane	ND		1.00	1	12/23/2023 10:46	WG2195068
(S) Toluene-d8	*111*		*80.0-120*		*12/23/2023 10:46*	WG2195068
(S) 4-Bromofluorobenzene	*102*		*77.0-126*		*12/23/2023 10:46*	WG2195068
(S) 1,2-Dichloroethane-d4	*96.2*		*70.0-130*		*12/23/2023 10:46*	WG2195068

Volatile Organic Compounds (GC/MS) by Method 8260D

Analyte	Result	Qualifier	RDL	Dilution	Analysis	Batch
	ug/l		ug/l		date / time	
Benzene	9.76		1.00	1	12/23/2023 11:04	WG2195068
Toluene	ND		1.00	1	12/23/2023 11:04	WG2195068
Ethylbenzene	ND		1.00	1	12/23/2023 11:04	WG2195068
Total Xylenes	ND		3.00	1	12/23/2023 11:04	WG2195068
Methyl tert-butyl ether	4.75		1.00	1	12/23/2023 11:04	WG2195068
Naphthalene	ND		5.00	1	12/23/2023 11:04	WG2195068
1,2-Dichloroethane	ND		1.00	1	12/23/2023 11:04	WG2195068
(S) Toluene-d8	*113*		*80.0-120*		*12/23/2023 11:04*	WG2195068
(S) 4-Bromofluorobenzene	*104*		*77.0-126*		*12/23/2023 11:04*	WG2195068
(S) 1,2-Dichloroethane-d4	*93.4*		*70.0-130*		*12/23/2023 11:04*	WG2195068

Volatile Organic Compounds (GC/MS) by Method 8260D

Analyte	Result	Qualifier	RDL	Dilution	Analysis	Batch
	ug/l		ug/l		date / time	
Benzene	ND		1.00	1	12/23/2023 12:02	WG2195126
Toluene	ND		1.00	1	12/23/2023 12:02	WG2195126
Ethylbenzene	ND		1.00	1	12/23/2023 12:02	WG2195126
Total Xylenes	ND		3.00	1	12/23/2023 12:02	WG2195126
Methyl tert-butyl ether	63.2	C5	1.00	1	12/23/2023 12:02	WG2195126
Naphthalene	ND		5.00	1	12/23/2023 12:02	WG2195126
1,2-Dichloroethane	ND		1.00	1	12/23/2023 12:02	WG2195126
(S) Toluene-d8	*98.4*		*80.0-120*		*12/23/2023 12:02*	WG2195126
(S) 4-Bromofluorobenzene	*98.0*		*77.0-126*		*12/23/2023 12:02*	WG2195126
(S) 1,2-Dichloroethane-d4	*96.8*		*70.0-130*		*12/23/2023 12:02*	WG2195126

Volatile Organic Compounds (GC/MS) by Method 8260D

Analyte	Result	Qualifier	RDL	Dilution	Analysis	Batch
	ug/l		ug/l		date / time	
Benzene	58.1		1.00	1	12/23/2023 12:22	WG2195126
Toluene	ND		1.00	1	12/23/2023 12:22	WG2195126
Ethylbenzene	ND		1.00	1	12/23/2023 12:22	WG2195126
Total Xylenes	ND		3.00	1	12/23/2023 12:22	WG2195126
Methyl tert-butyl ether	64.8	C5	1.00	1	12/23/2023 12:22	WG2195126
Naphthalene	ND		5.00	1	12/23/2023 12:22	WG2195126
1,2-Dichloroethane	ND		1.00	1	12/23/2023 12:22	WG2195126
(S) Toluene-d8	*99.8*		*80.0-120*		*12/23/2023 12:22*	WG2195126
(S) 4-Bromofluorobenzene	*103*		*77.0-126*		*12/23/2023 12:22*	WG2195126
(S) 1,2-Dichloroethane-d4	*93.1*		*70.0-130*		*12/23/2023 12:22*	WG2195126

Volatile Organic Compounds (GC/MS) by Method 8260D

Analyte	Result	Qualifier	RDL	Dilution	Analysis	Batch
	ug/l		ug/l		date / time	
Benzene	ND		1.00	1	12/23/2023 12:42	WG2195126
Toluene	ND		1.00	1	12/23/2023 12:42	WG2195126
Ethylbenzene	ND		1.00	1	12/23/2023 12:42	WG2195126
Total Xylenes	ND		3.00	1	12/23/2023 12:42	WG2195126
Methyl tert-butyl ether	1.85	C5	1.00	1	12/23/2023 12:42	WG2195126
Naphthalene	ND		5.00	1	12/23/2023 12:42	WG2195126
1,2-Dichloroethane	ND		1.00	1	12/23/2023 12:42	WG2195126
(S) Toluene-d8	*97.2*		*80.0-120*		*12/23/2023 12:42*	WG2195126
(S) 4-Bromofluorobenzene	*97.5*		*77.0-126*		*12/23/2023 12:42*	WG2195126
(S) 1,2-Dichloroethane-d4	*99.8*		*70.0-130*		*12/23/2023 12:42*	WG2195126

Volatile Organic Compounds (GC/MS) by Method 8260D

Analyte	Result	Qualifier	RDL	Dilution	Analysis	Batch
	ug/l		ug/l		date / time	
Benzene	1.18		1.00	1	12/23/2023 13:02	WG2195126
Toluene	ND		1.00	1	12/23/2023 13:02	WG2195126
Ethylbenzene	ND		1.00	1	12/23/2023 13:02	WG2195126
Total Xylenes	ND		3.00	1	12/23/2023 13:02	WG2195126
Methyl tert-butyl ether	11.6	C5	1.00	1	12/23/2023 13:02	WG2195126
Naphthalene	ND		5.00	1	12/23/2023 13:02	WG2195126
1,2-Dichloroethane	ND		1.00	1	12/23/2023 13:02	WG2195126
(S) Toluene-d8	*98.1*		*80.0-120*		*12/23/2023 13:02*	WG2195126
(S) 4-Bromofluorobenzene	*98.4*		*77.0-126*		*12/23/2023 13:02*	WG2195126
(S) 1,2-Dichloroethane-d4	*97.5*		*70.0-130*		*12/23/2023 13:02*	WG2195126

Volatile Organic Compounds (GC/MS) by Method 8260D

Analyte	Result	Qualifier	RDL	Dilution	Analysis	Batch
	ug/l		ug/l		date / time	
Benzene	ND		1.00	1	12/23/2023 13:21	WG2195126
Toluene	ND		1.00	1	12/23/2023 13:21	WG2195126
Ethylbenzene	ND		1.00	1	12/23/2023 13:21	WG2195126
Total Xylenes	ND		3.00	1	12/23/2023 13:21	WG2195126
Methyl tert-butyl ether	ND		1.00	1	12/23/2023 13:21	WG2195126
Naphthalene	ND		5.00	1	12/23/2023 13:21	WG2195126
1,2-Dichloroethane	ND		1.00	1	12/23/2023 13:21	WG2195126
(S) Toluene-d8	*95.8*		*80.0-120*		*12/23/2023 13:21*	WG2195126
(S) 4-Bromofluorobenzene	*93.6*		*77.0-126*		*12/23/2023 13:21*	WG2195126
(S) 1,2-Dichloroethane-d4	*104*		*70.0-130*		*12/23/2023 13:21*	WG2195126

Volatile Organic Compounds (GC/MS) by Method 8260D

Analyte	Result	Qualifier	RDL	Dilution	Analysis	Batch
	ug/l		ug/l		date / time	
Benzene	194		5.00	5	12/23/2023 16:40	WG2195126
Toluene	11.5		5.00	5	12/23/2023 16:40	WG2195126
Ethylbenzene	ND		5.00	5	12/23/2023 16:40	WG2195126
Total Xylenes	35.7		15.0	5	12/23/2023 16:40	WG2195126
Methyl tert-butyl ether	76.9	C5	5.00	5	12/23/2023 16:40	WG2195126
Naphthalene	ND		25.0	5	12/23/2023 16:40	WG2195126
1,2-Dichloroethane	ND		5.00	5	12/23/2023 16:40	WG2195126
(S) Toluene-d8	*100*		*80.0-120*		*12/23/2023 16:40*	WG2195126
(S) 4-Bromofluorobenzene	*103*		*77.0-126*		*12/23/2023 16:40*	WG2195126
(S) 1,2-Dichloroethane-d4	*90.8*		*70.0-130*		*12/23/2023 16:40*	WG2195126

Volatile Organic Compounds (GC/MS) by Method 8260D

Analyte	Result	Qualifier	RDL	Dilution	Analysis	Batch
	ug/l		ug/l		date / time	
Benzene	ND		1.00	1	12/23/2023 13:41	WG2195126
Toluene	ND		1.00	1	12/23/2023 13:41	WG2195126
Ethylbenzene	ND		1.00	1	12/23/2023 13:41	WG2195126
Total Xylenes	ND		3.00	1	12/23/2023 13:41	WG2195126
Methyl tert-butyl ether	ND		1.00	1	12/23/2023 13:41	WG2195126
Naphthalene	ND		5.00	1	12/23/2023 13:41	WG2195126
1,2-Dichloroethane	ND		1.00	1	12/23/2023 13:41	WG2195126
(S) Toluene-d8	*98.7*		*80.0-120*		*12/23/2023 13:41*	WG2195126
(S) 4-Bromofluorobenzene	*98.0*		*77.0-126*		*12/23/2023 13:41*	WG2195126
(S) 1,2-Dichloroethane-d4	*103*		*70.0-130*		*12/23/2023 13:41*	WG2195126

Volatile Organic Compounds (GC/MS) by Method 8260D

Analyte	Result	Qualifier	RDL	Dilution	Analysis	Batch
	ug/l		ug/l		date / time	
Benzene	ND		1.00	1	12/23/2023 14:01	WG2195126
Toluene	ND		1.00	1	12/23/2023 14:01	WG2195126
Ethylbenzene	ND		1.00	1	12/23/2023 14:01	WG2195126
Total Xylenes	ND		3.00	1	12/23/2023 14:01	WG2195126
Methyl tert-butyl ether	ND		1.00	1	12/23/2023 14:01	WG2195126
Naphthalene	ND		5.00	1	12/23/2023 14:01	WG2195126
1,2-Dichloroethane	ND		1.00	1	12/23/2023 14:01	WG2195126
(S) Toluene-d8	*98.7*		*80.0-120*		*12/23/2023 14:01*	WG2195126
(S) 4-Bromofluorobenzene	*97.6*		*77.0-126*		*12/23/2023 14:01*	WG2195126
(S) 1,2-Dichloroethane-d4	*100*		*70.0-130*		*12/23/2023 14:01*	WG2195126

Volatile Organic Compounds (GC/MS) by Method 8260D

Analyte	Result	Qualifier	RDL	Dilution	Analysis	Batch
	ug/l		ug/l		date / time	
Benzene	ND		1.00	1	12/23/2023 14:21	WG2195126
Toluene	ND		1.00	1	12/23/2023 14:21	WG2195126
Ethylbenzene	ND		1.00	1	12/23/2023 14:21	WG2195126
Total Xylenes	ND		3.00	1	12/23/2023 14:21	WG2195126
Methyl tert-butyl ether	ND		1.00	1	12/23/2023 14:21	WG2195126
Naphthalene	ND		5.00	1	12/23/2023 14:21	WG2195126
1,2-Dichloroethane	ND		1.00	1	12/23/2023 14:21	WG2195126
(S) Toluene-d8	*96.3*		*80.0-120*		*12/23/2023 14:21*	WG2195126
(S) 4-Bromofluorobenzene	*96.8*		*77.0-126*		*12/23/2023 14:21*	WG2195126
(S) 1,2-Dichloroethane-d4	*97.6*		*70.0-130*		*12/23/2023 14:21*	WG2195126

Volatile Organic Compounds (GC/MS) by Method 8260D

Analyte	Result	Qualifier	RDL	Dilution	Analysis	Batch
	ug/l		ug/l		date / time	
Benzene	ND		1.00	1	12/23/2023 14:41	WG2195126
Toluene	ND		1.00	1	12/23/2023 14:41	WG2195126
Ethylbenzene	ND		1.00	1	12/23/2023 14:41	WG2195126
Total Xylenes	ND		3.00	1	12/23/2023 14:41	WG2195126
Methyl tert-butyl ether	ND		1.00	1	12/23/2023 14:41	WG2195126
Naphthalene	ND		5.00	1	12/23/2023 14:41	WG2195126
1,2-Dichloroethane	ND		1.00	1	12/23/2023 14:41	WG2195126
(S) Toluene-d8	*95.3*		*80.0-120*		*12/23/2023 14:41*	WG2195126
(S) 4-Bromofluorobenzene	*95.8*		*77.0-126*		*12/23/2023 14:41*	WG2195126
(S) 1,2-Dichloroethane-d4	*102*		*70.0-130*		*12/23/2023 14:41*	WG2195126

Volatile Organic Compounds (GC/MS) by Method 8260D

Analyte	Result	Qualifier	RDL	Dilution	Analysis	Batch
	ug/l		ug/l		date / time	
Benzene	65.1		1.00	1	12/23/2023 15:01	WG2195126
Toluene	ND		1.00	1	12/23/2023 15:01	WG2195126
Ethylbenzene	ND		1.00	1	12/23/2023 15:01	WG2195126
Total Xylenes	ND		3.00	1	12/23/2023 15:01	WG2195126
Methyl tert-butyl ether	30.8	C5	1.00	1	12/23/2023 15:01	WG2195126
Naphthalene	ND		5.00	1	12/23/2023 15:01	WG2195126
1,2-Dichloroethane	ND		1.00	1	12/23/2023 15:01	WG2195126
(S) Toluene-d8	*99.2*		*80.0-120*		*12/23/2023 15:01*	WG2195126
(S) 4-Bromofluorobenzene	*101*		*77.0-126*		*12/23/2023 15:01*	WG2195126
(S) 1,2-Dichloroethane-d4	*97.2*		*70.0-130*		*12/23/2023 15:01*	WG2195126

Volatile Organic Compounds (GC/MS) by Method 8260D

Analyte	Result	Qualifier	RDL	Dilution	Analysis	Batch
	ug/l		ug/l		date / time	
Benzene	ND		1.00	1	12/23/2023 15:21	WG2195126
Toluene	ND		1.00	1	12/23/2023 15:21	WG2195126
Ethylbenzene	ND		1.00	1	12/23/2023 15:21	WG2195126
Total Xylenes	ND		3.00	1	12/23/2023 15:21	WG2195126
Methyl tert-butyl ether	ND		1.00	1	12/23/2023 15:21	WG2195126
Naphthalene	ND		5.00	1	12/23/2023 15:21	WG2195126
1,2-Dichloroethane	ND		1.00	1	12/23/2023 15:21	WG2195126
(S) Toluene-d8	*98.0*		*80.0-120*		*12/23/2023 15:21*	WG2195126
(S) 4-Bromofluorobenzene	*96.4*		*77.0-126*		*12/23/2023 15:21*	WG2195126
(S) 1,2-Dichloroethane-d4	*100*		*70.0-130*		*12/23/2023 15:21*	WG2195126

Volatile Organic Compounds (GC/MS) by Method 8260D

Analyte	Result	Qualifier	RDL	Dilution	Analysis	Batch
	ug/l		ug/l		date / time	
Benzene	3840		100	100	12/23/2023 16:59	WG2195126
Toluene	395		100	100	12/23/2023 16:59	WG2195126
Ethylbenzene	592		100	100	12/23/2023 16:59	WG2195126
Total Xylenes	2600		300	100	12/23/2023 16:59	WG2195126
Methyl tert-butyl ether	107	C5	100	100	12/23/2023 16:59	WG2195126
Naphthalene	ND		500	100	12/23/2023 16:59	WG2195126
1,2-Dichloroethane	ND		100	100	12/23/2023 16:59	WG2195126
(S) Toluene-d8	*93.6*		*80.0-120*		*12/23/2023 16:59*	WG2195126
(S) 4-Bromofluorobenzene	*102*		*77.0-126*		*12/23/2023 16:59*	WG2195126
(S) 1,2-Dichloroethane-d4	*97.4*		*70.0-130*		*12/23/2023 16:59*	WG2195126

Volatile Organic Compounds (GC/MS) by Method 8260D

Analyte	Result	Qualifier	RDL	Dilution	Analysis	Batch
	ug/l		ug/l		date / time	
Benzene	ND		1.00	1	12/23/2023 15:41	WG2195126
Toluene	ND		1.00	1	12/23/2023 15:41	WG2195126
Ethylbenzene	ND		1.00	1	12/23/2023 15:41	WG2195126
Total Xylenes	ND		3.00	1	12/23/2023 15:41	WG2195126
Methyl tert-butyl ether	ND		1.00	1	12/23/2023 15:41	WG2195126
Naphthalene	ND		5.00	1	12/23/2023 15:41	WG2195126
1,2-Dichloroethane	ND		1.00	1	12/23/2023 15:41	WG2195126
(S) Toluene-d8	*97.4*		*80.0-120*		*12/23/2023 15:41*	WG2195126
(S) 4-Bromofluorobenzene	*95.1*		*77.0-126*		*12/23/2023 15:41*	WG2195126
(S) 1,2-Dichloroethane-d4	*103*		*70.0-130*		*12/23/2023 15:41*	WG2195126

Volatile Organic Compounds (GC/MS) by Method 8260D

Analyte	Result	Qualifier	RDL	Dilution	Analysis	Batch
	ug/l		ug/l		date / time	
Benzene	1220		10.0	10	12/27/2023 23:45	WG2196846
Toluene	13.0		1.00	1	12/23/2023 16:00	WG2195126
Ethylbenzene	4.80		1.00	1	12/23/2023 16:00	WG2195126
Total Xylenes	48.8		3.00	1	12/23/2023 16:00	WG2195126
Methyl tert-butyl ether	8.12	C5	1.00	1	12/23/2023 16:00	WG2195126
Naphthalene	41.4		5.00	1	12/23/2023 16:00	WG2195126
1,2-Dichloroethane	ND		1.00	1	12/23/2023 16:00	WG2195126
(S) Toluene-d8	*99.8*		*80.0-120*		*12/23/2023 16:00*	WG2195126
(S) Toluene-d8	*102*		*80.0-120*		*12/27/2023 23:45*	WG2196846
(S) 4-Bromofluorobenzene	*105*		*77.0-126*		*12/23/2023 16:00*	WG2195126
(S) 4-Bromofluorobenzene	*100*		*77.0-126*		*12/27/2023 23:45*	WG2196846
(S) 1,2-Dichloroethane-d4	*91.9*		*70.0-130*		*12/23/2023 16:00*	WG2195126
(S) 1,2-Dichloroethane-d4	*94.6*		*70.0-130*		*12/27/2023 23:45*	WG2196846

Volatile Organic Compounds (GC/MS) by Method 8260D

Analyte	Result	Qualifier	RDL	Dilution	Analysis	Batch
	ug/l		ug/l		date / time	
Benzene	1310		10.0	10	12/28/2023 00:07	WG2196846
Toluene	13.1		1.00	1	12/23/2023 16:20	WG2195126
Ethylbenzene	4.77		1.00	1	12/23/2023 16:20	WG2195126
Total Xylenes	49.6		3.00	1	12/23/2023 16:20	WG2195126
Methyl tert-butyl ether	8.79	C5	1.00	1	12/23/2023 16:20	WG2195126
Naphthalene	44.4		5.00	1	12/23/2023 16:20	WG2195126
1,2-Dichloroethane	ND		1.00	1	12/23/2023 16:20	WG2195126
(S) Toluene-d8	*99.5*		*80.0-120*		*12/23/2023 16:20*	WG2195126
(S) Toluene-d8	*103*		*80.0-120*		*12/28/2023 00:07*	WG2196846
(S) 4-Bromofluorobenzene	*105*		*77.0-126*		*12/23/2023 16:20*	WG2195126
(S) 4-Bromofluorobenzene	*99.3*		*77.0-126*		*12/28/2023 00:07*	WG2196846
(S) 1,2-Dichloroethane-d4	*95.9*		*70.0-130*		*12/23/2023 16:20*	WG2195126
(S) 1,2-Dichloroethane-d4	*95.3*		*70.0-130*		*12/28/2023 00:07*	WG2196846

Volatile Organic Compounds (GC/MS) by Method 8260D

Analyte	Result	Qualifier	RDL	Dilution	Analysis	Batch
	ug/l		ug/l		date / time	
Benzene	ND		1.00	1	12/23/2023 10:42	WG2195126
Toluene	ND		1.00	1	12/23/2023 10:42	WG2195126
Ethylbenzene	ND		1.00	1	12/23/2023 10:42	WG2195126
Total Xylenes	ND		3.00	1	12/23/2023 10:42	WG2195126
Methyl tert-butyl ether	ND		1.00	1	12/23/2023 10:42	WG2195126
Naphthalene	ND		5.00	1	12/23/2023 10:42	WG2195126
1,2-Dichloroethane	ND		1.00	1	12/23/2023 10:42	WG2195126
(S) Toluene-d8	*96.8*		*80.0-120*		*12/23/2023 10:42*	WG2195126
(S) 4-Bromofluorobenzene	*97.2*		*77.0-126*		*12/23/2023 10:42*	WG2195126
(S) 1,2-Dichloroethane-d4	*102*		*70.0-130*		*12/23/2023 10:42*	WG2195126

Volatile Organic Compounds (GC/MS) by Method 8260D

Analyte	Result	Qualifier	RDL	Dilution	Analysis	Batch
	ug/l		ug/l		date / time	
Benzene	ND		1.00	1	12/23/2023 11:02	WG2195126
Toluene	ND		1.00	1	12/23/2023 11:02	WG2195126
Ethylbenzene	ND		1.00	1	12/23/2023 11:02	WG2195126
Total Xylenes	ND		3.00	1	12/23/2023 11:02	WG2195126
Methyl tert-butyl ether	ND		1.00	1	12/23/2023 11:02	WG2195126
Naphthalene	ND		5.00	1	12/23/2023 11:02	WG2195126
1,2-Dichloroethane	ND		1.00	1	12/23/2023 11:02	WG2195126
(S) Toluene-d8	*97.1*		*80.0-120*		*12/23/2023 11:02*	WG2195126
(S) 4-Bromofluorobenzene	*98.3*		*77.0-126*		*12/23/2023 11:02*	WG2195126
(S) 1,2-Dichloroethane-d4	*96.3*		*70.0-130*		*12/23/2023 11:02*	WG2195126

Volatile Organic Compounds (GC/MS) by Method 8260D

Analyte	Result	Qualifier	RDL	Dilution	Analysis	Batch
	ug/l		ug/l		date / time	
Benzene	ND		1.00	1	12/23/2023 11:22	WG2195126
Toluene	ND		1.00	1	12/23/2023 11:22	WG2195126
Ethylbenzene	ND		1.00	1	12/23/2023 11:22	WG2195126
Total Xylenes	ND		3.00	1	12/23/2023 11:22	WG2195126
Methyl tert-butyl ether	ND		1.00	1	12/23/2023 11:22	WG2195126
Naphthalene	ND		5.00	1	12/23/2023 11:22	WG2195126
1,2-Dichloroethane	ND		1.00	1	12/23/2023 11:22	WG2195126
(S) Toluene-d8	*96.7*		*80.0-120*		*12/23/2023 11:22*	WG2195126
(S) 4-Bromofluorobenzene	*97.8*		*77.0-126*		*12/23/2023 11:22*	WG2195126
(S) 1,2-Dichloroethane-d4	*101*		*70.0-130*		*12/23/2023 11:22*	WG2195126

Method Blank (MB)

(MB) R4018729-3 12/23/23 05:45

Analyte	MB Result ug/l	MB Qualifier	MB MDL ug/l	MB RDL ug/l
Benzene	U		0.0941	1.00
Toluene	U		0.278	1.00
Ethylbenzene	U		0.137	1.00
Total Xylenes	U		0.174	3.00
Methyl tert-butyl ether	U		0.101	1.00
Naphthalene	U		1.00	5.00
1,2-Dichloroethane	U		0.0819	1.00
(S) Toluene-d8	*110*			*80.0-120*
(S) 4-Bromofluorobenzene	*101*			*77.0-126*
(S) 1,2-Dichloroethane-d4	*97.7*			*70.0-130*

Laboratory Control Sample (LCS) • Laboratory Control Sample Duplicate (LCSD)

(LCS) R4018729-1 12/23/23 04:49 • (LCSD) R4018729-2 12/23/23 05:08

Analyte	Spike Amount ug/l	LCS Result ug/l	LCSD Result ug/l	LCS Rec. %	LCSD Rec. %	Rec. Limits %	LCS Qualifier	LCSD Qualifier	RPD %	RPD Limits %
Benzene	5.00	5.11	5.12	102	102	70.0-130			0.196	20
Toluene	5.00	4.62	4.52	92.4	90.4	70.0-130			2.19	20
Ethylbenzene	5.00	4.84	4.90	96.8	98.0	70.0-130			1.23	20
Total Xylenes	15.0	14.0	13.9	93.3	92.7	70.0-130			0.717	20
Methyl tert-butyl ether	5.00	4.88	5.09	97.6	102	70.0-130			4.21	20
Naphthalene	5.00	4.57	4.84	91.4	96.8	70.0-130			5.74	20
1,2-Dichloroethane	5.00	5.23	4.97	105	99.4	70.0-130			5.10	20
(S) Toluene-d8				*103*	*105*	*80.0-120*				
(S) 4-Bromofluorobenzene				*103*	*103*	*77.0-126*				
(S) 1,2-Dichloroethane-d4				*104*	*104*	*70.0-130*				

L1689857-05 Original Sample (OS) • Matrix Spike (MS) • Matrix Spike Duplicate (MSD)

(OS) L1689857-05 12/23/23 06:22 • (MS) R4018729-4 12/23/23 12:19 • (MSD) R4018729-5 12/23/23 12:38

Analyte	Spike Amount ug/l	Original Result ug/l	MS Result ug/l	MSD Result ug/l	MS Rec. %	MSD Rec. %	Dilution	Rec. Limits %	MS Qualifier	MSD Qualifier	RPD %	RPD Limits %
Benzene	5.00	4.50	10.9	10.4	128	118	1	17.0-158			4.69	27
Toluene	5.00	ND	5.51	5.26	110	105	1	26.0-154			4.64	28
Ethylbenzene	5.00	3.66	9.76	8.97	122	106	1	30.0-155			8.44	27
Total Xylenes	15.0	8.09	24.5	22.9	109	98.7	1	29.0-154			6.75	28
Methyl tert-butyl ether	5.00	ND	6.05	6.09	121	122	1	28.0-150			0.659	29
Naphthalene	5.00	ND	7.50	7.33	113	110	1	12.0-156			2.29	35
1,2-Dichloroethane	5.00	ND	6.08	5.81	122	116	1	29.0-151			4.54	27

L1689857-05 Original Sample (OS) • Matrix Spike (MS) • Matrix Spike Duplicate (MSD)

(OS) L1689857-05 12/23/23 06:22 • (MS) R4018729-4 12/23/23 12:19 • (MSD) R4018729-5 12/23/23 12:38

Analyte	Spike Amount ug/l	Original Result ug/l	MS Result ug/l	MSD Result ug/l	MS Rec. %	MSD Rec. %	Dilution	Rec. Limits %	MS Qualifier	MSD Qualifier	RPD %	RPD Limits %
(S) Toluene-d8					*98.3*	*99.2*		*80.0-120*				
(S) 4-Bromofluorobenzene					*95.1*	*96.4*		*77.0-126*				
(S) 1,2-Dichloroethane-d4					*100*	*99.7*		*70.0-130*				

Method Blank (MB)

(MB) R4017299-3 12/23/23 10:03

Analyte	MB Result ug/l	MB Qualifier	MB MDL ug/l	MB RDL ug/l
Benzene	U		0.0941	1.00
Toluene	U		0.278	1.00
Ethylbenzene	U		0.137	1.00
Total Xylenes	U		0.174	3.00
Methyl tert-butyl ether	U		0.101	1.00
Naphthalene	U		1.00	5.00
1,2-Dichloroethane	U		0.0819	1.00
(S) Toluene-d8	*97.6*			*80.0-120*
(S) 4-Bromofluorobenzene	*97.9*			*77.0-126*
(S) 1,2-Dichloroethane-d4	*98.8*			*70.0-130*

Laboratory Control Sample (LCS) • Laboratory Control Sample Duplicate (LCSD)

(LCS) R4017299-1 12/23/23 05:01 • (LCSD) R4017299-2 12/23/23 05:21

Analyte	Spike Amount ug/l	LCS Result ug/l	LCSD Result ug/l	LCS Rec. %	LCSD Rec. %	Rec. Limits %	LCS Qualifier	LCSD Qualifier	RPD %	RPD Limits %
Benzene	5.00	5.51	5.70	110	114	70.0-130			3.39	20
Toluene	5.00	5.24	5.11	105	102	70.0-130			2.51	20
Ethylbenzene	5.00	5.22	5.10	104	102	70.0-130			2.33	20
Total Xylenes	15.0	16.6	16.5	111	110	70.0-130			0.604	20
Methyl tert-butyl ether	5.00	6.03	5.74	121	115	70.0-130			4.93	20
Naphthalene	5.00	4.48	4.17	89.6	83.4	70.0-130			7.17	20
1,2-Dichloroethane	5.00	5.49	5.09	110	102	70.0-130			7.56	20
(S) Toluene-d8				*93.9*	*96.3*	*80.0-120*				
(S) 4-Bromofluorobenzene				*102*	*103*	*77.0-126*				
(S) 1,2-Dichloroethane-d4				*99.7*	*98.3*	*70.0-130*				

Method Blank (MB)

(MB) R4017845-3 12/27/23 20:06

Analyte	MB Result ug/l	MB Qualifier	MB MDL ug/l	MB RDL ug/l
Benzene	U		0.0941	1.00
(S) Toluene-d8	*105*			*80.0-120*
(S) 4-Bromofluorobenzene	*97.7*			*77.0-126*
(S) 1,2-Dichloroethane-d4	*93.1*			*70.0-130*

Laboratory Control Sample (LCS) • Laboratory Control Sample Duplicate (LCSD)

(LCS) R4017845-1 12/27/23 19:00 • (LCSD) R4017845-2 12/27/23 19:22

Analyte	Spike Amount ug/l	LCS Result ug/l	LCSD Result ug/l	LCS Rec. %	LCSD Rec. %	Rec. Limits %	LCS Qualifier	LCSD Qualifier	RPD %	RPD Limits %
Benzene	5.00	5.24	5.06	105	101	70.0-130			3.50	20
(S) Toluene-d8				*104*	*100*	*80.0-120*				
(S) 4-Bromofluorobenzene				*98.9*	*98.8*	*77.0-126*				
(S) 1,2-Dichloroethane-d4				*94.7*	*93.2*	*70.0-130*				

GLOSSARY OF TERMS

Guide to Reading and Understanding Your Laboratory Report

The information below is designed to better explain the various terms used in your report of analytical results from the Laboratory. This is not intended as a comprehensive explanation, and if you have additional questions please contact your project representative.

Results Disclaimer - Information that may be provided by the customer, and contained within this report, include Permit Limits, Project Name, Sample ID, Sample Matrix, Sample Preservation, Field Blanks, Field Spikes, Field Duplicates, On-Site Data, Sampling Collection Dates/Times, and Sampling Location. Results relate to the accuracy of this information provided, and as the samples are received.

Abbreviations and Definitions

MDL	Method Detection Limit.
ND	Not detected at the Reporting Limit (or MDL where applicable).
RDL	Reported Detection Limit.
Rec.	Recovery.
RPD	Relative Percent Difference.
SDG	Sample Delivery Group.
(S)	Surrogate (Surrogate Standard) - Analytes added to every blank, sample, Laboratory Control Sample/Duplicate and Matrix Spike/Duplicate; used to evaluate analytical efficiency by measuring recovery. Surrogates are not expected to be detected in all environmental media.
U	Not detected at the Reporting Limit (or MDL where applicable).
Analyte	The name of the particular compound or analysis performed. Some Analyses and Methods will have multiple analytes reported.
Dilution	If the sample matrix contains an interfering material, the sample preparation volume or weight values differ from the standard, or if concentrations of analytes in the sample are higher than the highest limit of concentration that the laboratory can accurately report, the sample may be diluted for analysis. If a value different than 1 is used in this field, the result reported has already been corrected for this factor.
Limits	These are the target % recovery ranges or % difference value that the laboratory has historically determined as normal for the method and analyte being reported. Successful QC Sample analysis will target all analytes recovered or duplicated within these ranges.
Original Sample	The non-spiked sample in the prep batch used to determine the Relative Percent Difference (RPD) from a quality control sample. The Original Sample may not be included within the reported SDG.
Qualifier	This column provides a letter and/or number designation that corresponds to additional information concerning the result reported. If a Qualifier is present, a definition per Qualifier is provided within the Glossary and Definitions page and potentially a discussion of possible implications of the Qualifier in the Case Narrative if applicable.
Result	The actual analytical final result (corrected for any sample specific characteristics) reported for your sample. If there was no measurable result returned for a specific analyte, the result in this column may state “ND” (Not Detected) or “BDL” (Below Detectable Levels). The information in the results column should always be accompanied by either an MDL (Method Detection Limit) or RDL (Reporting Detection Limit) that defines the lowest value that the laboratory could detect or report for this analyte.
Uncertainty (Radiochemistry)	Confidence level of 2 sigma.
Case Narrative (Cn)	A brief discussion about the included sample results, including a discussion of any non-conformances to protocol observed either at sample receipt by the laboratory from the field or during the analytical process. If present, there will be a section in the Case Narrative to discuss the meaning of any data qualifiers used in the report.
Quality Control Summary (Qc)	This section of the report includes the results of the laboratory quality control analyses required by procedure or analytical methods to assist in evaluating the validity of the results reported for your samples. These analyses are not being performed on your samples typically, but on laboratory generated material.
Sample Chain of Custody (Sc)	This is the document created in the field when your samples were initially collected. This is used to verify the time and date of collection, the person collecting the samples, and the analyses that the laboratory is requested to perform. This chain of custody also documents all persons (excluding commercial shippers) that have had control or possession of the samples from the time of collection until delivery to the laboratory for analysis.
Sample Results (Sr)	This section of your report will provide the results of all testing performed on your samples. These results are provided by sample ID and are separated by the analyses performed on each sample. The header line of each analysis section for each sample will provide the name and method number for the analysis reported.
Sample Summary (Ss)	This section of the Analytical Report defines the specific analyses performed for each sample ID, including the dates and times of preparation and/or analysis.

Qualifier	Description
C5	The reported concentration is an estimate. The continuing calibration standard associated with this data responded high. Data is likely to show a high bias concerning the result.

ACCREDITATIONS & LOCATIONS

Pace Analytical National 12065 Lebanon Rd Mount Juliet, TN 37122

Alabama	40660	Nebraska	NE-OS-15-05
Alaska	17-026	Nevada	TN000032021-1
Arizona	AZ0612	New Hampshire	2975
Arkansas	88-0469	New Jersey–NELAP	TN002
California	2932	New Mexico [1]	TN00003
Colorado	TN00003	New York	11742
Connecticut	PH-0197	North Carolina	Env375
Florida	E87487	North Carolina [1]	DW21704
Georgia	NELAP	North Carolina [3]	41
Georgia [1]	923	North Dakota	R-140
Idaho	TN00003	Ohio–VAP	CL0069
Illinois	200008	Oklahoma	9915
Indiana	C-TN-01	Oregon	TN200002
Iowa	364	Pennsylvania	68-02979
Kansas	E-10277	Rhode Island	LAO000356
Kentucky [1 6]	KY90010	South Carolina	84004002
Kentucky [2]	16	South Dakota	n/a
Louisiana	AI30792	Tennessee [1 4]	2006
Louisiana	LA018	Texas	T104704245-20-18
Maine	TN00003	Texas [5]	LAB0152
Maryland	324	Utah	TN000032021-11
Massachusetts	M-TN003	Vermont	VT2006
Michigan	9958	Virginia	110033
Minnesota	047-999-395	Washington	C847
Mississippi	TN00003	West Virginia	233
Missouri	340	Wisconsin	998093910
Montana	CERT0086	Wyoming	A2LA
A2LA – ISO 17025	1461.01	AIHA-LAP,LLC EMLAP	100789
A2LA – ISO 17025 [5]	1461.02	DOD	1461.01
Canada	1461.01	USDA	P330-15-00234
EPA–Crypto	TN00003		

[1] Drinking Water [2] Underground Storage Tanks [3] Aquatic Toxicity [4] Chemical/Microbiological [5] Mold [6] Wastewater n/a Accreditation not applicable

* Not all certifications held by the laboratory are applicable to the results reported in the attached report.

* Accreditation is only applicable to the test methods specified on each scope of accreditation held by Pace Analytical.

Kinder Morgan- Atlanta, GA

Ten 10th Street NW
Suite 1400
Atlanta. GA 30309

Billing Information:
Accounts Payable
1000 Windward Concourse
Ste 450
Alpharetta, GA 30005

Report to: Bethany Garvey

Email To: bethany.garvey@jacobs.com;tom.wiley@jacobs

Project Description: Lewis Drive Groundwater

City/State Collected: Belton SC

Please Circle: PT MT CT ET

Phone: 404-751-5651

Client Project #

Lab Project # KINCH2MGA-LEWIS12

Collected by (print): Alex Barnes

Site/Facility ID # KM_LEWISDR

P.O. # WD1070436

Collected by (signature):

Immediately Packed on Ice N ___ Y X

Rush? (Lab MUST Be Notified)
___ Same Day ___ Five Day
___ Next Day ___ 5 Day (Rad Only)
___ Two Day ___ 10 Day (Rad Only)
___ Three Day

Quote #

Date Results Needed

Analysis / Container / Preservative

Chain of Custody Page 1 of 3

Pace
PEOPLE ADVANCING SCIENCE

MT JULIET, TN
12065 Lebanon Rd Mount Juliet, TN 37122
Submitting a sample via this chain of custody constitutes acknowledgment and acceptance of the Pace Terms and Conditions found at: https://info.pacelabs.com/hubfs/pas-standard-terms.pdf

SDG # L1607296
B132

Acctnum: KINCH2MGA
Template: T216192
Prelogin: P1043930
PM: 526 - Chris McCord
PB: BF 12/13/23
Shipped Via: FedEX Ground

Sample ID	Comp/Grab	Matrix *	Depth	Date	Time	No. of Cntrs	V8260BTEXMNSC 40mlAmb-HCl	Pres Chk	Remarks	Sample # (lab only)
MW-63-121823	Grab	GW		12/18/23	1130	3	X	X		-01
MW-58-121823		GW			1410	3	X			-02
MW-59-121823		GW		12/18/23	1520	3	X			-03
MW-38B-121923		GW		12/19/23	1030	3	X			-04
MW-14-121923		GW			1045	3	X			-05
MW-14B-121923		GW			1055	3	X			-06
MW-62-121923		GW			1055	3	X			-07
MW-15B-121923		GW			1110	3	X			-08
MW-39-121923		GW			1120	3	X			-09
MW-61B-121923	Grab	GW		12/19/23	1120	3	X			-10

* Matrix:
SS - Soil AIR - Air F - Filter
GW - Groundwater B - Bioassay
WW - WasteWater
DW - Drinking Water
OT - Other_____

Remarks: V8260BTEXMN = BTEX, MTBE, Naphthalene, and 1,2-DCA.

pH _____ Temp _____

Flow _____ Other _____

Samples returned via:
__ UPS X FedEx __ Courier _____

Tracking # 7155 0299 8366

Sample Receipt Checklist

COC Seal Present/Intact:	NP	Y N
COC Signed/Accurate:		Y N
Bottles arrive intact:		Y N
Correct bottles used:		Y N
Sufficient volume sent:		Y N
If Applicable		
VOA Zero Headspace:		Y N
Preservation Correct/Checked:		Y N
RAD Screen <0.5 mR/hr:		Y N

Relinquished by : (Signature)	Date:	Time:	Received by: (Signature)	Trip Blank Received: Yes / No HCl / MeoH TBR	Temp: °C	Bottles Received:	If preservation required by Login: Date/Time
	12/19/23	1730		1			
Relinquished by : (Signature)	Date:	Time:	Received by: (Signature)		DPA81670=1.6	61	
Relinquished by : (Signature)	Date:	Time:	Received for lab by: (Signature)	Date:	Time:	Hold:	Condition: NCF / OK
			Alaysia Johnson	12-20-23	1000		

Company Name/Address:
Kinder Morgan- Atlanta, GA

Ten 10th Street NW
Suite 1400
Atlanta. GA 30309

Billing Information:
Accounts Payable
1000 Windward Concourse
Ste 450
Alpharetta, GA 30005

Report to: **Bethany Garvey**

Email To: bethany.garvey@jacobs.com;tom.wiley@jacobs

Project Description: **Lewis Drive Groundwater**

City/State Collected: Bainbridge, GA

Please Circle: PT MT CT ET

Phone: **404-751-5651**

Client Project #

Lab Project # **KINCH2MGA-LEWIS12**

Collected by (print): Alex Grimsley

Site/Facility ID # **KM_LEWISDR**

P.O. # **WD1070436**

Collected by (signature):

Immediately Packed on Ice N ___ Y X

Rush? (Lab MUST Be Notified)
___ Same Day ___ Five Day
___ Next Day ___ 5 Day (Rad Only)
___ Two Day ___ 10 Day (Rad Only)
___ Three Day

Quote #

Date Results Needed

Analysis / Container / Preservative

Pres Chk

V8260BTEXMNSC 40mlAmb-HCl

Sample ID	Comp/Grab	Matrix *	Depth	Date	Time	No. of Cntrs		Remarks	Sample # (lab only)
MW-40-121923	Grab	GW		12/19/23	1130	3	X		-11
MW-41-121923		GW			1135	3	X		-12
MW-56-121923		GW			1245	3	X		-13
MW-36-121923		GW			1305	3	X		-14
MW-17B-121923		GW			1400	3	X		-15
MW-57-121923		GW			1420	3	X		-16
MW-23-121923		GW			1500	3	X		-17
MW-23-D-121923		GW			1505	3	X		-18
FB-01-121823	↓	GW		↓	1555	3	X		-19
~~16~~ FB-02-121923	Grab	GW		12/19/23	1600	3	X		-20

Chain of Custody Page 2 of 3

Pace
PEOPLE ADVANCING SCIENCE

MT JULIET, TN

12065 Lebanon Rd Mount Juliet, TN 37122
Submitting a sample via this chain of custody constitutes acknowledgment and acceptance of the Pace Terms and Conditions found at: https://info.pacelabs.com/hubfs/pas-standard-terms.pdf

SDG # L1690296

Table #

Acctnum: **KINCH2MGA**

Template: **T216192**

Prelogin: **P1043930**

PM: **526 - Chris McCord**

PB: BF 12/13/23

Shipped Via: **FedEX Ground**

* Matrix:
SS - Soil **AIR** - Air **F** - Filter
GW - Groundwater **B** - Bioassay
WW - WasteWater
DW - Drinking Water
OT - Other_____

Remarks: V8260BTEXMN = BTEX, MTBE, Naphthalene, and 1,2-DCA.

pH _____ Temp _____

Flow _____ Other _____

Samples returned via:
__ UPS X FedEx __ Courier _____

Tracking # 7155 0299 8366

Sample Receipt Checklist

COC Seal Present/Intact:	NP	Y N
COC Signed/Accurate:		X N
Bottles arrive intact:		X N
Correct bottles used:		X N
Sufficient volume sent:		X Y N
If Applicable		
VOA Zero Headspace:		X N
Preservation Correct/Checked:		Y N
RAD Screen <0.5 mR/hr:		X Y N

Relinquished by : (Signature)	Date:	Time:	Received by: (Signature)	Trip Blank Received: Yes / No HCl / MeoH TBR	If preservation required by Login: Date/Time
	12/19/23	1737		1	
Relinquished by : (Signature)	Date:	Time:	Received by: (Signature)	Temp: °C Bottles Received:	
			DPA 81.6 70=1.6	61	
Relinquished by : (Signature)	Date:	Time:	Received for lab by: (Signature)	Date: Time:	Hold: Condition: NCF / OK
			Alaysia Johnson	12-20-23 1000	

Company Name/Address:
Kinder Morgan- Atlanta, GA

Ten 10th Street NW
Suite 1400
Atlanta. GA 30309

Billing Information:
Accounts Payable
1000 Windward Concourse
Ste 450
Alpharetta, GA 30005

Analysis / Container / Preservative

Chain of Custody Page 3 of 3

Pace PEOPLE ADVANCING SCIENCE

MT JULIET, TN

12065 Lebanon Rd Mount Juliet, TN 37122
Submitting a sample via this chain of custody constitutes acknowledgment and acceptance of the Pace Terms and Conditions found at: https://info.pacelabs.com/hubfs/pas-standard-terms.pdf

Report to: **Bethany Garvey**

Email To: bethany.garvey@jacobs.com;tom.wiley@jacobs

Project Description: Lewis Drive Groundwater

City/State Collected: Belton, SC

Please Circle: PT MT CT ET

Phone: **404-751-5651**

Client Project #

Lab Project # **KINCH2MGA-LEWIS12**

SDG # L1690296

Table #

Collected by (print): Alice Furness

Site/Facility ID # **KM_LEWISDR**

P.O. # **WD1070436**

Collected by (signature):

Immediately Packed on Ice N ___ Y X

Rush? (Lab MUST Be Notified)
___ Same Day ___ Five Day
___ Next Day ___ 5 Day (Rad Only)
___ Two Day ___ 10 Day (Rad Only)
___ Three Day

Quote #

Date Results Needed

Acctnum: **KINCH2MGA**
Template: **T216192**
Prelogin: **P1043930**
PM: **526 - Chris McCord**
PB: BF 12/13/23
Shipped Via: **FedEX Ground**

Sample ID	Comp/Grab	Matrix *	Depth	Date	Time	No. of Cntrs	V8260BTEXMNSC 40mlAmb-HCl	Remarks	Sample # (lab only)
~~AW-60-121923~~	~~Grab~~	GW		~~12/19/23~~		~~3~~	~~X~~		
TB-02	TB	GW		12/19/23	—	1	X		-21
		GW							
		GW							
		GW							
		GW							
		GW							
		GW							
		GW							
		GW							

* Matrix:
SS - Soil AIR - Air F - Filter
GW - Groundwater B - Bioassay
WW - WasteWater
DW - Drinking Water
OT - Other_____

Remarks: V8260BTEXMN = BTEX, MTBE, Naphthalene, and 1,2-DCA.

pH _____ Temp _____
Flow _____ Other _____

Samples returned via: __ UPS 1 FedEx __ Courier _____

Tracking # 7155 0299 8366

Sample Receipt Checklist
COC Seal Present/Intact: __NP 1 Y __N
COC Signed/Accurate: ✓Y __N
Bottles arrive intact: ✓Y __N
Correct bottles used: ✓Y __N
Sufficient volume sent: ✓Y __N
If Applicable
VOA Zero Headspace: ✓Y __N
Preservation Correct/Checked: __Y __N
RAD Screen <0.5 mR/hr: ✓Y __N

Relinquished by : (Signature)	Date:	Time:	Received by: (Signature)	Trip Blank Received: Yes / No HCl / MeoH TBR	
[signature]	12/19/23	1730		1	
Relinquished by : (Signature)	Date:	Time:	Received by: (Signature)	Temp: °C DPA81.6+0=1.6	Bottles Received: 61
Relinquished by : (Signature)	Date:	Time:	Received for lab by: (Signature) Alaysia Johnson	Date: 12-20-23	Time: 1000

If preservation required by Login: Date/Time

Hold:

Condition: NCF / OK

ANALYTICAL REPORT

January 08, 2024

Kinder Morgan- Atlanta, GA

Sample Delivery Group:	L1690715
Samples Received:	12/21/2023
Project Number:	
Description:	Lewis Drive Groundwater
Site:	KM_LEWISDR
Report To:	Bethany Garvey Ten 10th Street NW Suite 1400 Atlanta, GA 30309

Entire Report Reviewed By:

Chris McCord
Project Manager

Results relate only to the items tested or calibrated and are reported as rounded values. This test report shall not be reproduced, except in full, without written approval of the laboratory. Where applicable, sampling conducted by Pace Analytical National is performed per guidance provided in laboratory standard operating procedures ENV-SOP-MTJL-0067 and ENV-SOP-MTJL-0068. Where sampling conducted by the customer, results relate to the accuracy of the information provided, and as the samples are received.

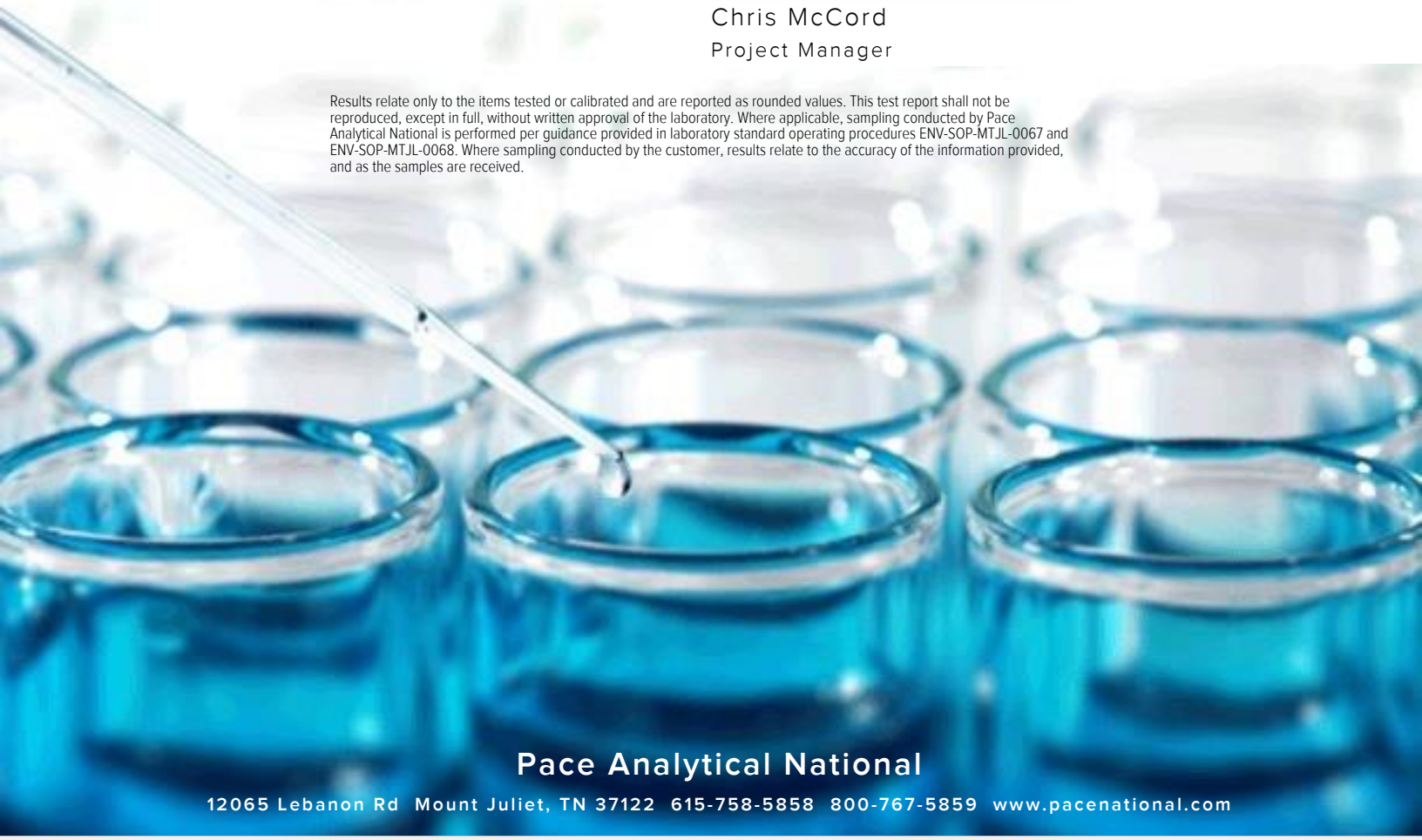

Pace Analytical National
12065 Lebanon Rd Mount Juliet, TN 37122 615-758-5858 800-767-5859 www.pacenational.com

TABLE OF CONTENTS

Cp: Cover Page 1

Tc: Table of Contents 2

Ss: Sample Summary 3

Cn: Case Narrative 4

Sr: Sample Results 5

MW-37-122023 L1690715-01 5

MW-60-122023 L1690715-02 6

MW-37-D-122023 L1690715-03 7

MW-38-122023 L1690715-04 8

MW-46-122023 L1690715-05 9

FB-01-122023 L1690715-06 10

TB-01-122023 L1690715-07 11

Qc: Quality Control Summary 12

Volatile Organic Compounds (GC/MS) by Method 8260D 12

Gl: Glossary of Terms 14

Al: Accreditations & Locations 15

Sc: Sample Chain of Custody 16

SAMPLE SUMMARY

MW-37-122023 L1690715-01 GW

Collected by: Alex F. | Collected date/time: 12/20/23 10:40 | Received date/time: 12/21/23 10:00

Method	Batch	Dilution	Preparation date/time	Analysis date/time	Analyst	Location
Volatile Organic Compounds (GC/MS) by Method 8260D	WG2197502	1	12/28/23 17:42	12/28/23 17:42	JAH	Mt. Juliet, TN

MW-60-122023 L1690715-02 GW

Collected by: Alex F. | Collected date/time: 12/20/23 10:40 | Received date/time: 12/21/23 10:00

Method	Batch	Dilution	Preparation date/time	Analysis date/time	Analyst	Location
Volatile Organic Compounds (GC/MS) by Method 8260D	WG2197502	1	12/28/23 18:01	12/28/23 18:01	JAH	Mt. Juliet, TN

MW-37-D-122023 L1690715-03 GW

Collected by: Alex F. | Collected date/time: 12/20/23 10:45 | Received date/time: 12/21/23 10:00

Method	Batch	Dilution	Preparation date/time	Analysis date/time	Analyst	Location
Volatile Organic Compounds (GC/MS) by Method 8260D	WG2197502	1	12/28/23 18:19	12/28/23 18:19	JAH	Mt. Juliet, TN

MW-38-122023 L1690715-04 GW

Collected by: Alex F. | Collected date/time: 12/20/23 11:15 | Received date/time: 12/21/23 10:00

Method	Batch	Dilution	Preparation date/time	Analysis date/time	Analyst	Location
Volatile Organic Compounds (GC/MS) by Method 8260D	WG2197502	1	12/28/23 18:38	12/28/23 18:38	JAH	Mt. Juliet, TN

MW-46-122023 L1690715-05 GW

Collected by: Alex F. | Collected date/time: 12/20/23 11:15 | Received date/time: 12/21/23 10:00

Method	Batch	Dilution	Preparation date/time	Analysis date/time	Analyst	Location
Volatile Organic Compounds (GC/MS) by Method 8260D	WG2197502	1	12/28/23 18:57	12/28/23 18:57	JAH	Mt. Juliet, TN
Volatile Organic Compounds (GC/MS) by Method 8260D	WG2199380	5	01/03/24 19:36	01/03/24 19:36	JAH	Mt. Juliet, TN

FB-01-122023 L1690715-06 GW

Collected by: Alex F. | Collected date/time: 12/20/23 11:45 | Received date/time: 12/21/23 10:00

Method	Batch	Dilution	Preparation date/time	Analysis date/time	Analyst	Location
Volatile Organic Compounds (GC/MS) by Method 8260D	WG2197502	1	12/28/23 16:09	12/28/23 16:09	JAH	Mt. Juliet, TN

TB-01-122023 L1690715-07 GW

Collected by: Alex F. | Collected date/time: 12/20/23 00:00 | Received date/time: 12/21/23 10:00

Method	Batch	Dilution	Preparation date/time	Analysis date/time	Analyst	Location
Volatile Organic Compounds (GC/MS) by Method 8260D	WG2197502	1	12/28/23 16:28	12/28/23 16:28	JAH	Mt. Juliet, TN

CASE NARRATIVE

All sample aliquots were received at the correct temperature, in the proper containers, with the appropriate preservatives, and within method specified holding times, unless qualified or notated within the report. Where applicable, all MDL (LOD) and RDL (LOQ) values reported for environmental samples have been corrected for the dilution factor used in the analysis. All Method and Batch Quality Control are within established criteria except where addressed in this case narrative, a non-conformance form or properly qualified within the sample results. By my digital signature below, I affirm to the best of my knowledge, all problems/anomalies observed by the laboratory as having the potential to affect the quality of the data have been identified by the laboratory, and no information or data have been knowingly withheld that would affect the quality of the data.



Chris McCord
Project Manager

Volatile Organic Compounds (GC/MS) by Method 8260D

Analyte	Result	Qualifier	RDL	Dilution	Analysis	Batch
	ug/l		ug/l		date / time	
Benzene	4.49		1.00	1	12/28/2023 17:42	WG2197502
Toluene	ND		1.00	1	12/28/2023 17:42	WG2197502
Ethylbenzene	ND		1.00	1	12/28/2023 17:42	WG2197502
Total Xylenes	ND		3.00	1	12/28/2023 17:42	WG2197502
Methyl tert-butyl ether	2.93		1.00	1	12/28/2023 17:42	WG2197502
Naphthalene	ND		5.00	1	12/28/2023 17:42	WG2197502
1,2-Dichloroethane	ND		1.00	1	12/28/2023 17:42	WG2197502
(S) Toluene-d8	*108*		*80.0-120*		*12/28/2023 17:42*	WG2197502
(S) 4-Bromofluorobenzene	*93.3*		*77.0-126*		*12/28/2023 17:42*	WG2197502
(S) 1,2-Dichloroethane-d4	*82.9*		*70.0-130*		*12/28/2023 17:42*	WG2197502

Volatile Organic Compounds (GC/MS) by Method 8260D

Analyte	Result	Qualifier	RDL	Dilution	Analysis	Batch
	ug/l		ug/l		date / time	
Benzene	ND		1.00	1	12/28/2023 18:01	WG2197502
Toluene	ND		1.00	1	12/28/2023 18:01	WG2197502
Ethylbenzene	ND		1.00	1	12/28/2023 18:01	WG2197502
Total Xylenes	ND		3.00	1	12/28/2023 18:01	WG2197502
Methyl tert-butyl ether	39.5		1.00	1	12/28/2023 18:01	WG2197502
Naphthalene	ND		5.00	1	12/28/2023 18:01	WG2197502
1,2-Dichloroethane	ND		1.00	1	12/28/2023 18:01	WG2197502
(S) Toluene-d8	*112*		*80.0-120*		*12/28/2023 18:01*	WG2197502
(S) 4-Bromofluorobenzene	*88.7*		*77.0-126*		*12/28/2023 18:01*	WG2197502
(S) 1,2-Dichloroethane-d4	*86.6*		*70.0-130*		*12/28/2023 18:01*	WG2197502

Volatile Organic Compounds (GC/MS) by Method 8260D

Analyte	Result	Qualifier	RDL	Dilution	Analysis	Batch
	ug/l		ug/l		date / time	
Benzene	6.11		1.00	1	12/28/2023 18:19	WG2197502
Toluene	ND		1.00	1	12/28/2023 18:19	WG2197502
Ethylbenzene	ND		1.00	1	12/28/2023 18:19	WG2197502
Total Xylenes	ND		3.00	1	12/28/2023 18:19	WG2197502
Methyl tert-butyl ether	4.00		1.00	1	12/28/2023 18:19	WG2197502
Naphthalene	ND		5.00	1	12/28/2023 18:19	WG2197502
1,2-Dichloroethane	ND		1.00	1	12/28/2023 18:19	WG2197502
(S) Toluene-d8	*102*		*80.0-120*		*12/28/2023 18:19*	WG2197502
(S) 4-Bromofluorobenzene	*81.4*		*77.0-126*		*12/28/2023 18:19*	WG2197502
(S) 1,2-Dichloroethane-d4	*90.2*		*70.0-130*		*12/28/2023 18:19*	WG2197502

Volatile Organic Compounds (GC/MS) by Method 8260D

Analyte	Result	Qualifier	RDL	Dilution	Analysis	Batch
	ug/l		ug/l		date / time	
Benzene	ND		1.00	1	12/28/2023 18:38	WG2197502
Toluene	ND		1.00	1	12/28/2023 18:38	WG2197502
Ethylbenzene	ND		1.00	1	12/28/2023 18:38	WG2197502
Total Xylenes	ND		3.00	1	12/28/2023 18:38	WG2197502
Methyl tert-butyl ether	ND		1.00	1	12/28/2023 18:38	WG2197502
Naphthalene	ND		5.00	1	12/28/2023 18:38	WG2197502
1,2-Dichloroethane	ND		1.00	1	12/28/2023 18:38	WG2197502
(S) Toluene-d8	*113*		*80.0-120*		*12/28/2023 18:38*	WG2197502
(S) 4-Bromofluorobenzene	*103*		*77.0-126*		*12/28/2023 18:38*	WG2197502
(S) 1,2-Dichloroethane-d4	*87.1*		*70.0-130*		*12/28/2023 18:38*	WG2197502

Volatile Organic Compounds (GC/MS) by Method 8260D

Analyte	Result	Qualifier	RDL	Dilution	Analysis	Batch
	ug/l		ug/l		date / time	
Benzene	106		5.00	5	01/03/2024 19:36	WG2199380
Toluene	ND		1.00	1	12/28/2023 18:57	WG2197502
Ethylbenzene	ND		1.00	1	12/28/2023 18:57	WG2197502
Total Xylenes	ND		3.00	1	12/28/2023 18:57	WG2197502
Methyl tert-butyl ether	8.66		1.00	1	12/28/2023 18:57	WG2197502
Naphthalene	ND		5.00	1	12/28/2023 18:57	WG2197502
1,2-Dichloroethane	ND		1.00	1	12/28/2023 18:57	WG2197502
(S) Toluene-d8	*105*		*80.0-120*		*12/28/2023 18:57*	WG2197502
(S) Toluene-d8	*102*		*80.0-120*		*01/03/2024 19:36*	WG2199380
(S) 4-Bromofluorobenzene	*86.9*		*77.0-126*		*12/28/2023 18:57*	WG2197502
(S) 4-Bromofluorobenzene	*99.4*		*77.0-126*		*01/03/2024 19:36*	WG2199380
(S) 1,2-Dichloroethane-d4	*85.9*		*70.0-130*		*12/28/2023 18:57*	WG2197502
(S) 1,2-Dichloroethane-d4	*97.9*		*70.0-130*		*01/03/2024 19:36*	WG2199380

Volatile Organic Compounds (GC/MS) by Method 8260D

Analyte	Result ug/l	Qualifier	RDL ug/l	Dilution	Analysis date / time	Batch
Benzene	ND		1.00	1	12/28/2023 16:09	WG2197502
Toluene	ND		1.00	1	12/28/2023 16:09	WG2197502
Ethylbenzene	ND		1.00	1	12/28/2023 16:09	WG2197502
Total Xylenes	ND		3.00	1	12/28/2023 16:09	WG2197502
Methyl tert-butyl ether	ND		1.00	1	12/28/2023 16:09	WG2197502
Naphthalene	ND		5.00	1	12/28/2023 16:09	WG2197502
1,2-Dichloroethane	ND		1.00	1	12/28/2023 16:09	WG2197502
(S) Toluene-d8	*104*		*80.0-120*		*12/28/2023 16:09*	WG2197502
(S) 4-Bromofluorobenzene	*99.6*		*77.0-126*		*12/28/2023 16:09*	WG2197502
(S) 1,2-Dichloroethane-d4	*90.2*		*70.0-130*		*12/28/2023 16:09*	WG2197502

Volatile Organic Compounds (GC/MS) by Method 8260D

Analyte	Result ug/l	Qualifier	RDL ug/l	Dilution	Analysis date / time	Batch
Benzene	ND		1.00	1	12/28/2023 16:28	WG2197502
Toluene	ND		1.00	1	12/28/2023 16:28	WG2197502
Ethylbenzene	ND		1.00	1	12/28/2023 16:28	WG2197502
Total Xylenes	ND		3.00	1	12/28/2023 16:28	WG2197502
Methyl tert-butyl ether	ND		1.00	1	12/28/2023 16:28	WG2197502
Naphthalene	ND		5.00	1	12/28/2023 16:28	WG2197502
1,2-Dichloroethane	ND		1.00	1	12/28/2023 16:28	WG2197502
(S) Toluene-d8	*112*		*80.0-120*		*12/28/2023 16:28*	WG2197502
(S) 4-Bromofluorobenzene	*97.5*		*77.0-126*		*12/28/2023 16:28*	WG2197502
(S) 1,2-Dichloroethane-d4	*83.9*		*70.0-130*		*12/28/2023 16:28*	WG2197502

Method Blank (MB)

(MB) R4017762-3 12/28/23 12:44

Analyte	MB Result ug/l	MB Qualifier	MB MDL ug/l	MB RDL ug/l
Benzene	U		0.0941	1.00
Toluene	U		0.278	1.00
Ethylbenzene	U		0.137	1.00
Total Xylenes	U		0.174	3.00
Methyl tert-butyl ether	U		0.101	1.00
Naphthalene	U		1.00	5.00
1,2-Dichloroethane	U		0.0819	1.00
(S) Toluene-d8	*105*			*80.0-120*
(S) 4-Bromofluorobenzene	*95.5*			*77.0-126*
(S) 1,2-Dichloroethane-d4	*87.3*			*70.0-130*

Laboratory Control Sample (LCS) • Laboratory Control Sample Duplicate (LCSD)

(LCS) R4017762-1 12/28/23 11:48 • (LCSD) R4017762-2 12/28/23 12:07

Analyte	Spike Amount ug/l	LCS Result ug/l	LCSD Result ug/l	LCS Rec. %	LCSD Rec. %	Rec. Limits %	LCS Qualifier	LCSD Qualifier	RPD %	RPD Limits %
Benzene	5.00	5.03	4.84	101	96.8	70.0-130			3.85	20
Toluene	5.00	4.69	4.47	93.8	89.4	70.0-130			4.80	20
Ethylbenzene	5.00	4.96	4.95	99.2	99.0	70.0-130			0.202	20
Total Xylenes	15.0	14.2	13.8	94.7	92.0	70.0-130			2.86	20
Methyl tert-butyl ether	5.00	4.14	3.74	82.8	74.8	70.0-130			10.2	20
Naphthalene	5.00	4.25	4.08	85.0	81.6	70.0-130			4.08	20
1,2-Dichloroethane	5.00	4.56	4.34	91.2	86.8	70.0-130			4.94	20
(S) Toluene-d8				*102*	*105*	*80.0-120*				
(S) 4-Bromofluorobenzene				*95.4*	*96.1*	*77.0-126*				
(S) 1,2-Dichloroethane-d4				*89.9*	*85.8*	*70.0-130*				

Method Blank (MB)

(MB) R4019682-3 01/03/24 12:55

Analyte	MB Result ug/l	MB Qualifier	MB MDL ug/l	MB RDL ug/l
Benzene	U		0.0941	1.00
(S) Toluene-d8	*101*			*80.0-120*
(S) 4-Bromofluorobenzene	*95.9*			*77.0-126*
(S) 1,2-Dichloroethane-d4	*96.0*			*70.0-130*

Laboratory Control Sample (LCS) • Laboratory Control Sample Duplicate (LCSD)

(LCS) R4019682-1 01/03/24 11:59 • (LCSD) R4019682-2 01/03/24 12:17

Analyte	Spike Amount ug/l	LCS Result ug/l	LCSD Result ug/l	LCS Rec. %	LCSD Rec. %	Rec. Limits %	LCS Qualifier	LCSD Qualifier	RPD %	RPD Limits %
Benzene	5.00	5.18	4.90	104	98.0	70.0-130			5.56	20
(S) Toluene-d8				*103*	*100*	*80.0-120*				
(S) 4-Bromofluorobenzene				*97.5*	*103*	*77.0-126*				
(S) 1,2-Dichloroethane-d4				*97.1*	*97.3*	*70.0-130*				

1 Cp
2 Tc
3 Ss
4 Cn
5 Sr
6 Qc
7 Gl
8 Al
9 Sc

GLOSSARY OF TERMS

Guide to Reading and Understanding Your Laboratory Report

The information below is designed to better explain the various terms used in your report of analytical results from the Laboratory. This is not intended as a comprehensive explanation, and if you have additional questions please contact your project representative.

Results Disclaimer - Information that may be provided by the customer, and contained within this report, include Permit Limits, Project Name, Sample ID, Sample Matrix, Sample Preservation, Field Blanks, Field Spikes, Field Duplicates, On-Site Data, Sampling Collection Dates/Times, and Sampling Location. Results relate to the accuracy of this information provided, and as the samples are received.

Abbreviations and Definitions

MDL	Method Detection Limit.
ND	Not detected at the Reporting Limit (or MDL where applicable).
RDL	Reported Detection Limit.
Rec.	Recovery.
RPD	Relative Percent Difference.
SDG	Sample Delivery Group.
(S)	Surrogate (Surrogate Standard) - Analytes added to every blank, sample, Laboratory Control Sample/Duplicate and Matrix Spike/Duplicate; used to evaluate analytical efficiency by measuring recovery. Surrogates are not expected to be detected in all environmental media.
U	Not detected at the Reporting Limit (or MDL where applicable).
Analyte	The name of the particular compound or analysis performed. Some Analyses and Methods will have multiple analytes reported.
Dilution	If the sample matrix contains an interfering material, the sample preparation volume or weight values differ from the standard, or if concentrations of analytes in the sample are higher than the highest limit of concentration that the laboratory can accurately report, the sample may be diluted for analysis. If a value different than 1 is used in this field, the result reported has already been corrected for this factor.
Limits	These are the target % recovery ranges or % difference value that the laboratory has historically determined as normal for the method and analyte being reported. Successful QC Sample analysis will target all analytes recovered or duplicated within these ranges.
Qualifier	This column provides a letter and/or number designation that corresponds to additional information concerning the result reported. If a Qualifier is present, a definition per Qualifier is provided within the Glossary and Definitions page and potentially a discussion of possible implications of the Qualifier in the Case Narrative if applicable.
Result	The actual analytical final result (corrected for any sample specific characteristics) reported for your sample. If there was no measurable result returned for a specific analyte, the result in this column may state “ND” (Not Detected) or “BDL” (Below Detectable Levels). The information in the results column should always be accompanied by either an MDL (Method Detection Limit) or RDL (Reporting Detection Limit) that defines the lowest value that the laboratory could detect or report for this analyte.
Uncertainty (Radiochemistry)	Confidence level of 2 sigma.
Case Narrative (Cn)	A brief discussion about the included sample results, including a discussion of any non-conformances to protocol observed either at sample receipt by the laboratory from the field or during the analytical process. If present, there will be a section in the Case Narrative to discuss the meaning of any data qualifiers used in the report.
Quality Control Summary (Qc)	This section of the report includes the results of the laboratory quality control analyses required by procedure or analytical methods to assist in evaluating the validity of the results reported for your samples. These analyses are not being performed on your samples typically, but on laboratory generated material.
Sample Chain of Custody (Sc)	This is the document created in the field when your samples were initially collected. This is used to verify the time and date of collection, the person collecting the samples, and the analyses that the laboratory is requested to perform. This chain of custody also documents all persons (excluding commercial shippers) that have had control or possession of the samples from the time of collection until delivery to the laboratory for analysis.
Sample Results (Sr)	This section of your report will provide the results of all testing performed on your samples. These results are provided by sample ID and are separated by the analyses performed on each sample. The header line of each analysis section for each sample will provide the name and method number for the analysis reported.
Sample Summary (Ss)	This section of the Analytical Report defines the specific analyses performed for each sample ID, including the dates and times of preparation and/or analysis.

Qualifier Description

The remainder of this page intentionally left blank, there are no qualifiers applied to this SDG.

ACCREDITATIONS & LOCATIONS

Pace Analytical National 12065 Lebanon Rd Mount Juliet, TN 37122

Alabama	40660	Nebraska	NE-OS-15-05
Alaska	17-026	Nevada	TN000032021-1
Arizona	AZ0612	New Hampshire	2975
Arkansas	88-0469	New Jersey–NELAP	TN002
California	2932	New Mexico [1]	TN00003
Colorado	TN00003	New York	11742
Connecticut	PH-0197	North Carolina	Env375
Florida	E87487	North Carolina [1]	DW21704
Georgia	NELAP	North Carolina [3]	41
Georgia [1]	923	North Dakota	R-140
Idaho	TN00003	Ohio–VAP	CL0069
Illinois	200008	Oklahoma	9915
Indiana	C-TN-01	Oregon	TN200002
Iowa	364	Pennsylvania	68-02979
Kansas	E-10277	Rhode Island	LAO000356
Kentucky [1 6]	KY90010	South Carolina	84004002
Kentucky [2]	16	South Dakota	n/a
Louisiana	AI30792	Tennessee [1 4]	2006
Louisiana	LA018	Texas	T104704245-20-18
Maine	TN00003	Texas [5]	LAB0152
Maryland	324	Utah	TN000032021-11
Massachusetts	M-TN003	Vermont	VT2006
Michigan	9958	Virginia	110033
Minnesota	047-999-395	Washington	C847
Mississippi	TN00003	West Virginia	233
Missouri	340	Wisconsin	998093910
Montana	CERT0086	Wyoming	A2LA
A2LA – ISO 17025	1461.01	AIHA-LAP,LLC EMLAP	100789
A2LA – ISO 17025 [5]	1461.02	DOD	1461.01
Canada	1461.01	USDA	P330-15-00234
EPA–Crypto	TN00003		

[1] Drinking Water [2] Underground Storage Tanks [3] Aquatic Toxicity [4] Chemical/Microbiological [5] Mold [6] Wastewater n/a Accreditation not applicable

* Not all certifications held by the laboratory are applicable to the results reported in the attached report.

* Accreditation is only applicable to the test methods specified on each scope of accreditation held by Pace Analytical.

Company Name/Address:
Kinder Morgan- Atlanta, GA

Ten 10th Street NW
Suite 1400
Atlanta. GA 30309

Billing Information:
Accounts Payable
1000 Windward Concourse
Ste 450
Alpharetta, GA 30005

Report to: **Bethany Garvey**

Email To: **bethany.garvey@jacobs.com;tom.wiley@jacobs**

Project Description: **Lewis Drive Groundwater**

City/State Collected: Belton, SC

Please Circle: PT MT CT (ET)

Phone: **404-751-5651**

Client Project #

Lab Project # **KINCH2MGA-LEWIS12**

Collected by (print): Alex Furney

Site/Facility ID # **KM_LEWISDR**

P.O. # **WD1070436**

Collected by (signature):

Immediately Packed on Ice N ___ Y X

Rush? (Lab MUST Be Notified)
___ Same Day ___ Five Day
___ Next Day ___ 5 Day (Rad Only)
___ Two Day ___ 10 Day (Rad Only)
___ Three Day

Quote #

Date Results Needed

Analysis / Container / Preservative

Pres Chk

V8260BTEXMNSC 40mlAmb-HCl

Chain of Custody Page 1 of 1

Pace
PEOPLE ADVANCING SCIENCE

MT JULIET, TN
12065 Lebanon Rd Mount Juliet, TN 37122
Submitting a sample via this chain of custody constitutes acknowledgment and acceptance of the Pace Terms and Conditions found at: https://info.pacelabs.com/hubfs/pas-standard-terms.pdf

SDG # 169715
F086

Acctnum: **KINCH2MGA**
Template: **T216192**
Prelogin: **P1043930**
PM: **526 - Chris McCord**
PB: BF 12/13/23
Shipped Via: **FedEx Ground**

Sample ID	Comp/Grab	Matrix *	Depth	Date	Time	No. of Cntrs	Remarks	Sample # (lab only)
MW-37-122023	Grab	GW		12/20/23	1040	3		-01
MW-60-122023		GW			1040	3		-02
MW-37-D-122023		GW			1045	3		-03
MW-38-122023		GW			1115	3		-04
MW-46-122023	↓	GW			1115	3		-05
FB-01-122023	FB	GW			1145	3		-06
TB-01-122023	TB	GW		12/20/23	—	1		-07
		GW						
		GW						
		GW						

* Matrix:
SS - Soil **AIR** - Air **F** - Filter
GW - Groundwater **B** - Bioassay
WW - WasteWater
DW - Drinking Water
OT - Other_____

Remarks:V8260BTEXMN = BTEX, MTBE, Naphthalene, and 1,2-DCA.

pH _____ Temp _____

Flow _____ Other _____

Samples returned via:
__ UPS __ FedEx __ Courier _____

Tracking # 7155 0299 8371

Sample Receipt Checklist
COC Seal Present/Intact: __NP X Y __N
COC Signed/Accurate: X Y __N
Bottles arrive intact: X Y __N
Correct bottles used: X Y __N
Sufficient volume sent: X Y __N
If Applicable
VOA Zero Headspace: __Y __N
Preservation Correct/Checked: __Y __N
RAD Screen <0.5 mR/hr: X Y __N

Relinquished by : (Signature)	Date:	Time:	Received by: (Signature)
	12/20/23	1500	
Relinquished by : (Signature)	Date:	Time:	Received by: (Signature)
Relinquished by : (Signature)	Date:	Time:	Received for lab by: (Signature) (14)

Trip Blank Received: (Yes) / No
(HCl) / MeoH
TBR

Temp: DPAK °C Bottles Received: 16
1.4+0=1.4

Date: 12/21/23 Time: 1000

If preservation required by Login: Date/Time

Hold:

Condition: NCF (OK)

ANALYTICAL REPORT

July 28, 2023

Kinder Morgan- Atlanta, GA

Sample Delivery Group:	L1636976
Samples Received:	07/19/2023
Project Number:	
Description:	Lewis Drive Surface Water
Site:	KM_LEWISDR
Report To:	Bethany Garvey Ten 10th Street NW Suite 1400 Atlanta, GA 30309

Entire Report Reviewed By:

Chris McCord
Project Manager

Results relate only to the items tested or calibrated and are reported as rounded values. This test report shall not be reproduced, except in full, without written approval of the laboratory. Where applicable, sampling conducted by Pace Analytical National is performed per guidance provided in laboratory standard operating procedures ENV-SOP-MTJL-0067 and ENV-SOP-MTJL-0068. Where sampling conducted by the customer, results relate to the accuracy of the information provided, and as the samples are received.

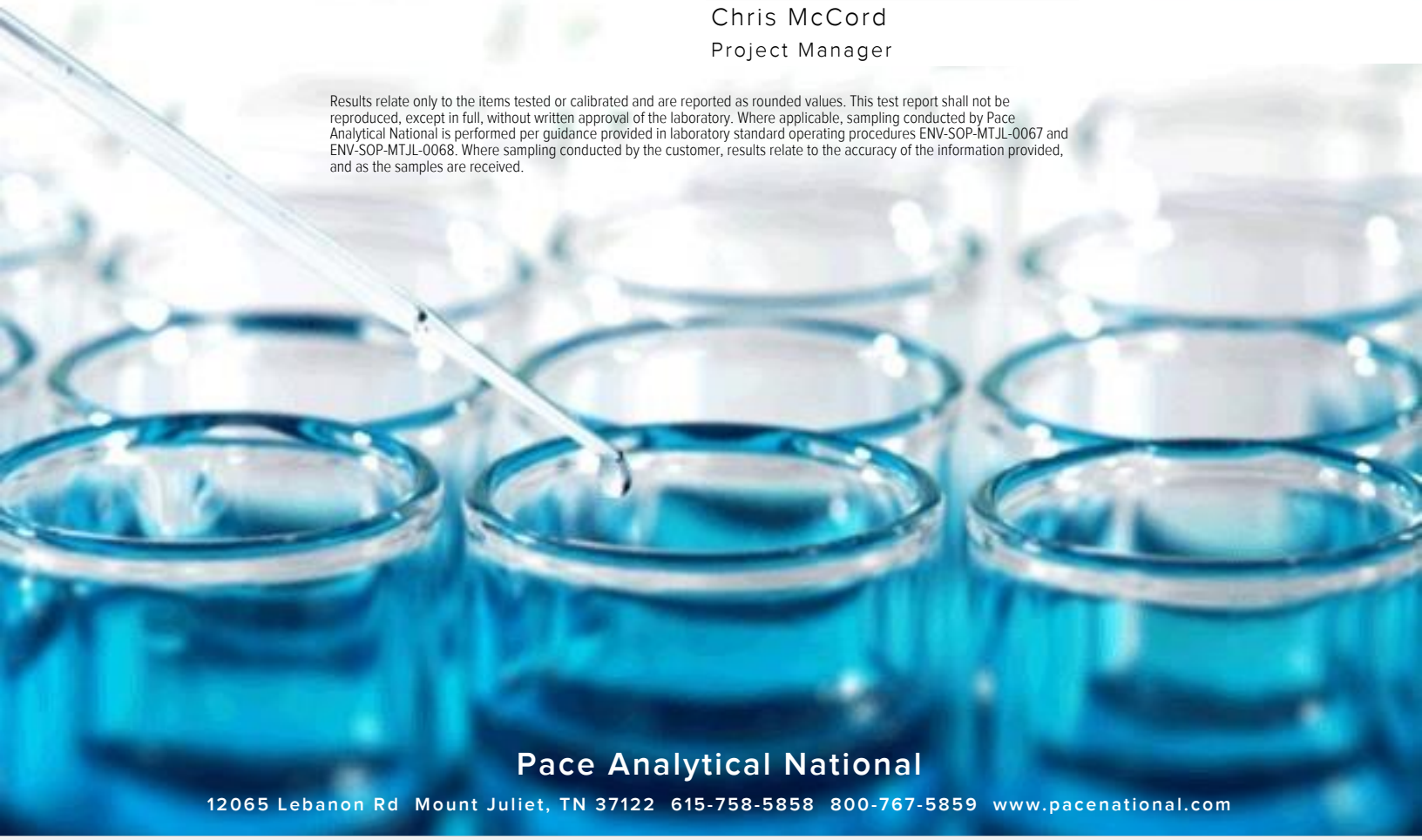

Pace Analytical National
12065 Lebanon Rd Mount Juliet, TN 37122 615-758-5858 800-767-5859 www.pacenational.com

TABLE OF CONTENTS

Cp: Cover Page 1

Tc: Table of Contents 2

Ss: Sample Summary 3

Cn: Case Narrative 5

Sr: Sample Results 6

SW11-071823 L1636976-01 6

SW10-071823 L1636976-02 7

SW09-071823 L1636976-03 8

SW08-071823 L1636976-04 9

SW02-071823 L1636976-05 10

SW07-071823 L1636976-06 11

SW03-071823 L1636976-07 12

SW12-071823 L1636976-08 13

TB01-071823 L1636976-09 14

Qc: Quality Control Summary 15

Volatile Organic Compounds (GC/MS) by Method 8260D 15

Gl: Glossary of Terms 16

Al: Accreditations & Locations 17

Sc: Sample Chain of Custody 18

SAMPLE SUMMARY

SW11-071823 L1636976-01 GW

Collected by: Alex Furness | Collected date/time: 07/18/23 11:30 | Received date/time: 07/19/23 09:30

Method	Batch	Dilution	Preparation date/time	Analysis date/time	Analyst	Location
Volatile Organic Compounds (GC/MS) by Method 8260D	WG2098530	1	07/20/23 17:47	07/20/23 17:47	JAH	Mt. Juliet, TN

SW10-071823 L1636976-02 GW

Collected by: Alex Furness | Collected date/time: 07/18/23 11:40 | Received date/time: 07/19/23 09:30

Method	Batch	Dilution	Preparation date/time	Analysis date/time	Analyst	Location
Volatile Organic Compounds (GC/MS) by Method 8260D	WG2098530	1	07/20/23 18:06	07/20/23 18:06	JAH	Mt. Juliet, TN

SW09-071823 L1636976-03 GW

Collected by: Alex Furness | Collected date/time: 07/18/23 11:50 | Received date/time: 07/19/23 09:30

Method	Batch	Dilution	Preparation date/time	Analysis date/time	Analyst	Location
Volatile Organic Compounds (GC/MS) by Method 8260D	WG2098530	1	07/20/23 18:26	07/20/23 18:26	JAH	Mt. Juliet, TN

SW08-071823 L1636976-04 GW

Collected by: Alex Furness | Collected date/time: 07/18/23 12:00 | Received date/time: 07/19/23 09:30

Method	Batch	Dilution	Preparation date/time	Analysis date/time	Analyst	Location
Volatile Organic Compounds (GC/MS) by Method 8260D	WG2098530	1	07/20/23 18:46	07/20/23 18:46	JAH	Mt. Juliet, TN

SW02-071823 L1636976-05 GW

Collected by: Alex Furness | Collected date/time: 07/18/23 12:25 | Received date/time: 07/19/23 09:30

Method	Batch	Dilution	Preparation date/time	Analysis date/time	Analyst	Location
Volatile Organic Compounds (GC/MS) by Method 8260D	WG2098530	1	07/20/23 19:06	07/20/23 19:06	JAH	Mt. Juliet, TN

SW07-071823 L1636976-06 GW

Collected by: Alex Furness | Collected date/time: 07/18/23 12:30 | Received date/time: 07/19/23 09:30

Method	Batch	Dilution	Preparation date/time	Analysis date/time	Analyst	Location
Volatile Organic Compounds (GC/MS) by Method 8260D	WG2098530	1	07/20/23 19:25	07/20/23 19:25	JAH	Mt. Juliet, TN

SW03-071823 L1636976-07 GW

Collected by: Alex Furness | Collected date/time: 07/18/23 12:45 | Received date/time: 07/19/23 09:30

Method	Batch	Dilution	Preparation date/time	Analysis date/time	Analyst	Location
Volatile Organic Compounds (GC/MS) by Method 8260D	WG2098530	1	07/20/23 19:45	07/20/23 19:45	JAH	Mt. Juliet, TN

SW12-071823 L1636976-08 GW

Collected by: Alex Furness | Collected date/time: 07/18/23 12:50 | Received date/time: 07/19/23 09:30

Method	Batch	Dilution	Preparation date/time	Analysis date/time	Analyst	Location
Volatile Organic Compounds (GC/MS) by Method 8260D	WG2098530	1	07/20/23 20:05	07/20/23 20:05	JAH	Mt. Juliet, TN

SAMPLE SUMMARY

TB01-071823 L1636976-09 GW

Collected by: Alex Furness
Collected date/time: 07/18/23 00:00
Received date/time: 07/19/23 09:30

Method	Batch	Dilution	Preparation date/time	Analysis date/time	Analyst	Location
Volatile Organic Compounds (GC/MS) by Method 8260D	WG2098530	1	07/20/23 14:50	07/20/23 14:50	JAH	Mt. Juliet, TN

CASE NARRATIVE

All sample aliquots were received at the correct temperature, in the proper containers, with the appropriate preservatives, and within method specified holding times, unless qualified or notated within the report. Where applicable, all MDL (LOD) and RDL (LOQ) values reported for environmental samples have been corrected for the dilution factor used in the analysis. All Method and Batch Quality Control are within established criteria except where addressed in this case narrative, a non-conformance form or properly qualified within the sample results. By my digital signature below, I affirm to the best of my knowledge, all problems/anomalies observed by the laboratory as having the potential to affect the quality of the data have been identified by the laboratory, and no information or data have been knowingly withheld that would affect the quality of the data.



Chris McCord
Project Manager

Volatile Organic Compounds (GC/MS) by Method 8260D

Analyte	Result	Qualifier	RDL	Dilution	Analysis	Batch
	ug/l		ug/l		date / time	
Benzene	ND		1.00	1	07/20/2023 17:47	WG2098530
Toluene	ND		1.00	1	07/20/2023 17:47	WG2098530
Ethylbenzene	ND		1.00	1	07/20/2023 17:47	WG2098530
o-Xylene	ND		1.00	1	07/20/2023 17:47	WG2098530
m&p-Xylene	ND		2.00	1	07/20/2023 17:47	WG2098530
Total Xylenes	ND		3.00	1	07/20/2023 17:47	WG2098530
Methyl tert-butyl ether	ND		1.00	1	07/20/2023 17:47	WG2098530
Naphthalene	ND		5.00	1	07/20/2023 17:47	WG2098530
(S) Toluene-d8	*98.5*		*80.0-120*		*07/20/2023 17:47*	WG2098530
(S) 4-Bromofluorobenzene	*91.3*		*77.0-126*		*07/20/2023 17:47*	WG2098530
(S) 1,2-Dichloroethane-d4	*110*		*70.0-130*		*07/20/2023 17:47*	WG2098530

Volatile Organic Compounds (GC/MS) by Method 8260D

Analyte	Result	Qualifier	RDL	Dilution	Analysis	Batch
	ug/l		ug/l		date / time	
Benzene	ND		1.00	1	07/20/2023 18:06	WG2098530
Toluene	ND		1.00	1	07/20/2023 18:06	WG2098530
Ethylbenzene	ND		1.00	1	07/20/2023 18:06	WG2098530
o-Xylene	ND		1.00	1	07/20/2023 18:06	WG2098530
m&p-Xylene	ND		2.00	1	07/20/2023 18:06	WG2098530
Total Xylenes	ND		3.00	1	07/20/2023 18:06	WG2098530
Methyl tert-butyl ether	ND		1.00	1	07/20/2023 18:06	WG2098530
Naphthalene	ND		5.00	1	07/20/2023 18:06	WG2098530
(S) Toluene-d8	*98.8*		*80.0-120*		*07/20/2023 18:06*	WG2098530
(S) 4-Bromofluorobenzene	*89.6*		*77.0-126*		*07/20/2023 18:06*	WG2098530
(S) 1,2-Dichloroethane-d4	*110*		*70.0-130*		*07/20/2023 18:06*	WG2098530

Volatile Organic Compounds (GC/MS) by Method 8260D

Analyte	Result	Qualifier	RDL	Dilution	Analysis	Batch
	ug/l		ug/l		date / time	
Benzene	ND		1.00	1	07/20/2023 18:26	WG2098530
Toluene	ND		1.00	1	07/20/2023 18:26	WG2098530
Ethylbenzene	ND		1.00	1	07/20/2023 18:26	WG2098530
o-Xylene	ND		1.00	1	07/20/2023 18:26	WG2098530
m&p-Xylene	ND		2.00	1	07/20/2023 18:26	WG2098530
Total Xylenes	ND		3.00	1	07/20/2023 18:26	WG2098530
Methyl tert-butyl ether	ND		1.00	1	07/20/2023 18:26	WG2098530
Naphthalene	ND		5.00	1	07/20/2023 18:26	WG2098530
(S) Toluene-d8	*100*		*80.0-120*		*07/20/2023 18:26*	WG2098530
(S) 4-Bromofluorobenzene	*90.0*		*77.0-126*		*07/20/2023 18:26*	WG2098530
(S) 1,2-Dichloroethane-d4	*113*		*70.0-130*		*07/20/2023 18:26*	WG2098530

Volatile Organic Compounds (GC/MS) by Method 8260D

Analyte	Result	Qualifier	RDL	Dilution	Analysis	Batch
	ug/l		ug/l		date / time	
Benzene	ND		1.00	1	07/20/2023 18:46	WG2098530
Toluene	ND		1.00	1	07/20/2023 18:46	WG2098530
Ethylbenzene	ND		1.00	1	07/20/2023 18:46	WG2098530
o-Xylene	ND		1.00	1	07/20/2023 18:46	WG2098530
m&p-Xylene	ND		2.00	1	07/20/2023 18:46	WG2098530
Total Xylenes	ND		3.00	1	07/20/2023 18:46	WG2098530
Methyl tert-butyl ether	ND		1.00	1	07/20/2023 18:46	WG2098530
Naphthalene	ND		5.00	1	07/20/2023 18:46	WG2098530
(S) Toluene-d8	*99.1*		*80.0-120*		*07/20/2023 18:46*	WG2098530
(S) 4-Bromofluorobenzene	*88.8*		*77.0-126*		*07/20/2023 18:46*	WG2098530
(S) 1,2-Dichloroethane-d4	*111*		*70.0-130*		*07/20/2023 18:46*	WG2098530

Volatile Organic Compounds (GC/MS) by Method 8260D

Analyte	Result	Qualifier	RDL	Dilution	Analysis	Batch
	ug/l		ug/l		date / time	
Benzene	ND		1.00	1	07/20/2023 19:06	WG2098530
Toluene	ND		1.00	1	07/20/2023 19:06	WG2098530
Ethylbenzene	ND		1.00	1	07/20/2023 19:06	WG2098530
o-Xylene	ND		1.00	1	07/20/2023 19:06	WG2098530
m&p-Xylene	ND		2.00	1	07/20/2023 19:06	WG2098530
Total Xylenes	ND		3.00	1	07/20/2023 19:06	WG2098530
Methyl tert-butyl ether	1.93		1.00	1	07/20/2023 19:06	WG2098530
Naphthalene	ND		5.00	1	07/20/2023 19:06	WG2098530
(S) Toluene-d8	*101*		*80.0-120*		*07/20/2023 19:06*	WG2098530
(S) 4-Bromofluorobenzene	*91.3*		*77.0-126*		*07/20/2023 19:06*	WG2098530
(S) 1,2-Dichloroethane-d4	*113*		*70.0-130*		*07/20/2023 19:06*	WG2098530

Volatile Organic Compounds (GC/MS) by Method 8260D

Analyte	Result	Qualifier	RDL	Dilution	Analysis	Batch
	ug/l		ug/l		date / time	
Benzene	ND		1.00	1	07/20/2023 19:25	WG2098530
Toluene	ND		1.00	1	07/20/2023 19:25	WG2098530
Ethylbenzene	ND		1.00	1	07/20/2023 19:25	WG2098530
o-Xylene	ND		1.00	1	07/20/2023 19:25	WG2098530
m&p-Xylene	ND		2.00	1	07/20/2023 19:25	WG2098530
Total Xylenes	ND		3.00	1	07/20/2023 19:25	WG2098530
Methyl tert-butyl ether	ND		1.00	1	07/20/2023 19:25	WG2098530
Naphthalene	ND		5.00	1	07/20/2023 19:25	WG2098530
(S) Toluene-d8	*99.0*		*80.0-120*		*07/20/2023 19:25*	WG2098530
(S) 4-Bromofluorobenzene	*92.7*		*77.0-126*		*07/20/2023 19:25*	WG2098530
(S) 1,2-Dichloroethane-d4	*111*		*70.0-130*		*07/20/2023 19:25*	WG2098530

Volatile Organic Compounds (GC/MS) by Method 8260D

Analyte	Result	Qualifier	RDL	Dilution	Analysis	Batch
	ug/l		ug/l		date / time	
Benzene	ND		1.00	1	07/20/2023 19:45	WG2098530
Toluene	ND		1.00	1	07/20/2023 19:45	WG2098530
Ethylbenzene	ND		1.00	1	07/20/2023 19:45	WG2098530
o-Xylene	ND		1.00	1	07/20/2023 19:45	WG2098530
m&p-Xylene	ND		2.00	1	07/20/2023 19:45	WG2098530
Total Xylenes	ND		3.00	1	07/20/2023 19:45	WG2098530
Methyl tert-butyl ether	ND		1.00	1	07/20/2023 19:45	WG2098530
Naphthalene	ND		5.00	1	07/20/2023 19:45	WG2098530
(S) Toluene-d8	*97.0*		*80.0-120*		*07/20/2023 19:45*	WG2098530
(S) 4-Bromofluorobenzene	*88.0*		*77.0-126*		*07/20/2023 19:45*	WG2098530
(S) 1,2-Dichloroethane-d4	*113*		*70.0-130*		*07/20/2023 19:45*	WG2098530

Volatile Organic Compounds (GC/MS) by Method 8260D

Analyte	Result	Qualifier	RDL	Dilution	Analysis	Batch
	ug/l		ug/l		date / time	
Benzene	ND		1.00	1	07/20/2023 20:05	WG2098530
Toluene	ND		1.00	1	07/20/2023 20:05	WG2098530
Ethylbenzene	ND		1.00	1	07/20/2023 20:05	WG2098530
o-Xylene	ND		1.00	1	07/20/2023 20:05	WG2098530
m&p-Xylene	ND		2.00	1	07/20/2023 20:05	WG2098530
Total Xylenes	ND		3.00	1	07/20/2023 20:05	WG2098530
Methyl tert-butyl ether	ND		1.00	1	07/20/2023 20:05	WG2098530
Naphthalene	ND		5.00	1	07/20/2023 20:05	WG2098530
(S) Toluene-d8	*97.8*		*80.0-120*		*07/20/2023 20:05*	WG2098530
(S) 4-Bromofluorobenzene	*88.1*		*77.0-126*		*07/20/2023 20:05*	WG2098530
(S) 1,2-Dichloroethane-d4	*112*		*70.0-130*		*07/20/2023 20:05*	WG2098530

Volatile Organic Compounds (GC/MS) by Method 8260D

Analyte	Result	Qualifier	RDL	Dilution	Analysis	Batch
	ug/l		ug/l		date / time	
Benzene	ND		1.00	1	07/20/2023 14:50	WG2098530
Toluene	ND		1.00	1	07/20/2023 14:50	WG2098530
Ethylbenzene	ND		1.00	1	07/20/2023 14:50	WG2098530
o-Xylene	ND		1.00	1	07/20/2023 14:50	WG2098530
m&p-Xylene	ND		2.00	1	07/20/2023 14:50	WG2098530
Total Xylenes	ND		3.00	1	07/20/2023 14:50	WG2098530
Methyl tert-butyl ether	ND		1.00	1	07/20/2023 14:50	WG2098530
Naphthalene	ND		5.00	1	07/20/2023 14:50	WG2098530
(S) Toluene-d8	*102*		*80.0-120*		*07/20/2023 14:50*	WG2098530
(S) 4-Bromofluorobenzene	*90.1*		*77.0-126*		*07/20/2023 14:50*	WG2098530
(S) 1,2-Dichloroethane-d4	*112*		*70.0-130*		*07/20/2023 14:50*	WG2098530

Method Blank (MB)

(MB) R3952302-3 07/20/23 11:32

Analyte	MB Result ug/l	MB Qualifier	MB MDL ug/l	MB RDL ug/l
Benzene	U		0.0941	1.00
Toluene	0.300	J	0.278	1.00
Ethylbenzene	U		0.137	1.00
o-Xylene	U		0.174	1.00
m&p-Xylene	U		0.430	2.00
Total Xylenes	U		0.174	3.00
Methyl tert-butyl ether	U		0.101	1.00
Naphthalene	U		1.00	5.00
(S) Toluene-d8	*101*			*80.0-120*
(S) 4-Bromofluorobenzene	*89.9*			*77.0-126*
(S) 1,2-Dichloroethane-d4	*110*			*70.0-130*

Laboratory Control Sample (LCS) • Laboratory Control Sample Duplicate (LCSD)

(LCS) R3952302-1 07/20/23 09:53 • (LCSD) R3952302-2 07/20/23 10:13

Analyte	Spike Amount ug/l	LCS Result ug/l	LCSD Result ug/l	LCS Rec. %	LCSD Rec. %	Rec. Limits %	LCS Qualifier	LCSD Qualifier	RPD %	RPD Limits %
Benzene	5.00	5.46	5.46	109	109	70.0-130			0.000	20
Toluene	5.00	5.80	5.65	116	113	70.0-130			2.62	20
Ethylbenzene	5.00	5.12	5.15	102	103	70.0-130			0.584	20
o-Xylene	5.00	4.94	4.80	98.8	96.0	70.0-130			2.87	20
m&p-Xylene	10.0	9.79	10.0	97.9	100	70.0-130			2.12	20
Total Xylenes	15.0	14.7	14.8	98.0	98.7	70.0-130			0.678	20
Methyl tert-butyl ether	5.00	5.60	5.35	112	107	70.0-130			4.57	20
Naphthalene	5.00	4.04	3.90	80.8	78.0	70.0-130			3.53	20
(S) Toluene-d8				*99.9*	*98.4*	*80.0-120*				
(S) 4-Bromofluorobenzene				*89.2*	*91.9*	*77.0-126*				
(S) 1,2-Dichloroethane-d4				*111*	*113*	*70.0-130*				

GLOSSARY OF TERMS

Guide to Reading and Understanding Your Laboratory Report

The information below is designed to better explain the various terms used in your report of analytical results from the Laboratory. This is not intended as a comprehensive explanation, and if you have additional questions please contact your project representative.

Results Disclaimer - Information that may be provided by the customer, and contained within this report, include Permit Limits, Project Name, Sample ID, Sample Matrix, Sample Preservation, Field Blanks, Field Spikes, Field Duplicates, On-Site Data, Sampling Collection Dates/Times, and Sampling Location. Results relate to the accuracy of this information provided, and as the samples are received.

Abbreviations and Definitions

MDL	Method Detection Limit.
ND	Not detected at the Reporting Limit (or MDL where applicable).
RDL	Reported Detection Limit.
Rec.	Recovery.
RPD	Relative Percent Difference.
SDG	Sample Delivery Group.
(S)	Surrogate (Surrogate Standard) - Analytes added to every blank, sample, Laboratory Control Sample/Duplicate and Matrix Spike/Duplicate; used to evaluate analytical efficiency by measuring recovery. Surrogates are not expected to be detected in all environmental media.
U	Not detected at the Reporting Limit (or MDL where applicable).
Analyte	The name of the particular compound or analysis performed. Some Analyses and Methods will have multiple analytes reported.
Dilution	If the sample matrix contains an interfering material, the sample preparation volume or weight values differ from the standard, or if concentrations of analytes in the sample are higher than the highest limit of concentration that the laboratory can accurately report, the sample may be diluted for analysis. If a value different than 1 is used in this field, the result reported has already been corrected for this factor.
Limits	These are the target % recovery ranges or % difference value that the laboratory has historically determined as normal for the method and analyte being reported. Successful QC Sample analysis will target all analytes recovered or duplicated within these ranges.
Qualifier	This column provides a letter and/or number designation that corresponds to additional information concerning the result reported. If a Qualifier is present, a definition per Qualifier is provided within the Glossary and Definitions page and potentially a discussion of possible implications of the Qualifier in the Case Narrative if applicable.
Result	The actual analytical final result (corrected for any sample specific characteristics) reported for your sample. If there was no measurable result returned for a specific analyte, the result in this column may state “ND” (Not Detected) or “BDL” (Below Detectable Levels). The information in the results column should always be accompanied by either an MDL (Method Detection Limit) or RDL (Reporting Detection Limit) that defines the lowest value that the laboratory could detect or report for this analyte.
Uncertainty (Radiochemistry)	Confidence level of 2 sigma.
Case Narrative (Cn)	A brief discussion about the included sample results, including a discussion of any non-conformances to protocol observed either at sample receipt by the laboratory from the field or during the analytical process. If present, there will be a section in the Case Narrative to discuss the meaning of any data qualifiers used in the report.
Quality Control Summary (Qc)	This section of the report includes the results of the laboratory quality control analyses required by procedure or analytical methods to assist in evaluating the validity of the results reported for your samples. These analyses are not being performed on your samples typically, but on laboratory generated material.
Sample Chain of Custody (Sc)	This is the document created in the field when your samples were initially collected. This is used to verify the time and date of collection, the person collecting the samples, and the analyses that the laboratory is requested to perform. This chain of custody also documents all persons (excluding commercial shippers) that have had control or possession of the samples from the time of collection until delivery to the laboratory for analysis.
Sample Results (Sr)	This section of your report will provide the results of all testing performed on your samples. These results are provided by sample ID and are separated by the analyses performed on each sample. The header line of each analysis section for each sample will provide the name and method number for the analysis reported.
Sample Summary (Ss)	This section of the Analytical Report defines the specific analyses performed for each sample ID, including the dates and times of preparation and/or analysis.

Qualifier	Description
J	The identification of the analyte is acceptable; the reported value is an estimate.

ACCREDITATIONS & LOCATIONS

Pace Analytical National 12065 Lebanon Rd Mount Juliet, TN 37122

Alabama	40660	Nebraska	NE-OS-15-05
Alaska	17-026	Nevada	TN000032021-1
Arizona	AZ0612	New Hampshire	2975
Arkansas	88-0469	New Jersey–NELAP	TN002
California	2932	New Mexico [1]	TN00003
Colorado	TN00003	New York	11742
Connecticut	PH-0197	North Carolina	Env375
Florida	E87487	North Carolina [1]	DW21704
Georgia	NELAP	North Carolina [3]	41
Georgia [1]	923	North Dakota	R-140
Idaho	TN00003	Ohio–VAP	CL0069
Illinois	200008	Oklahoma	9915
Indiana	C-TN-01	Oregon	TN200002
Iowa	364	Pennsylvania	68-02979
Kansas	E-10277	Rhode Island	LA000356
Kentucky [1 6]	KY90010	South Carolina	84004002
Kentucky [2]	16	South Dakota	n/a
Louisiana	AI30792	Tennessee [1 4]	2006
Louisiana	LA018	Texas	T104704245-20-18
Maine	TN00003	Texas [5]	LAB0152
Maryland	324	Utah	TN000032021-11
Massachusetts	M-TN003	Vermont	VT2006
Michigan	9958	Virginia	110033
Minnesota	047-999-395	Washington	C847
Mississippi	TN00003	West Virginia	233
Missouri	340	Wisconsin	998093910
Montana	CERT0086	Wyoming	A2LA
A2LA – ISO 17025	1461.01	AIHA-LAP,LLC EMLAP	100789
A2LA – ISO 17025 [5]	1461.02	DOD	1461.01
Canada	1461.01	USDA	P330-15-00234
EPA–Crypto	TN00003		

[1] Drinking Water [2] Underground Storage Tanks [3] Aquatic Toxicity [4] Chemical/Microbiological [5] Mold [6] Wastewater n/a Accreditation not applicable

* Not all certifications held by the laboratory are applicable to the results reported in the attached report.

* Accreditation is only applicable to the test methods specified on each scope of accreditation held by Pace Analytical.

Company Name/Address:
Kinder Morgan- Atlanta, GA

Ten 10th Street NW
Suite 1400
Atlanta. GA 30309

Billing Information:
Accounts Payable
1000 Windward Concourse
Ste 450
Alpharetta, GA 30005

Pres Chk

Report to: **Bethany Garvey**

Email To: bethany.garvey@jacobs.com;tom.wiley@jacobs

Project Description: **Lewis Drive Surface Water**

City/State Collected: Belton, SC

Please Circle: PT MT CT ET

Phone: **404-751-5651**

Client Project #

Lab Project # **KINCH2MGA-LEWIS**

Collected by (print): Alex Furness

Site/Facility ID # **KM_LEWISDR**

P.O. # **WD1070436**

Collected by (signature):

Immediately Packed on Ice N ___ Y X

Rush? (Lab MUST Be Notified)
___ Same Day ___ Five Day
___ Next Day ___ 5 Day (Rad Only)
___ Two Day ___ 10 Day (Rad Only)
___ Three Day

Quote #

Date Results Needed

Analysis / Container / Preservative

Sample ID	Comp/Grab	Matrix *	Depth	Date	Time	No. of Cntrs	V8260BTEXMNSC 40mlAmb-HCl	V8260BTEXMNSC-TB 40mlAmb-HCl-Blk	Trip 18/w2								Remarks	Sample # (lab only)
							X	X	X									
SW11-071823		GW		7/18/23	1130	3	X											-01
SW10-071823		GW			1140	3	X											-02
SW09-071823		GW			1150	3	X											-03
SW08-071823		GW			1200	3	X											-04
SW02-071823		GW			1225	3	X											-05
SW07-071823		GW			1230	3	X											-06
SW03-071823		GW			1245	3	X											-07
SW12-071823		GW			1250	3	X											-08
TB01-071823		GW		7/18/23	—	1	X	X	X									-09
		GW				3	X											

Chain of Custody Page 1 of 1

Pace
PEOPLE ADVANCING SCIENCE

MT JULIET, TN
12065 Lebanon Rd Mount Juliet, TN 37122
Submitting a sample via this chain of custody constitutes acknowledgment and acceptance of the Pace Terms and Conditions found at: https://info.pacelabs.com/hubfs/pas-standard-terms.pdf

SDG # 163976
G183

Acctnum: **KINCH2MGA**
Template: **T172193**
Prelogin: **P1010840**
PM: **526 - Chris McCord**
PB: BW 7/7
Shipped Via: **FedEX Ground**

* Matrix:
SS - Soil **AIR** - Air **F** - Filter
GW - Groundwater **B** - Bioassay
WW - WasteWater
DW - Drinking Water
OT - Other_____

Remarks:V8260BTEXMNSC reporting BTEX,Naphth,MTBE only.

pH _____ Temp _____
Flow _____ Other _____

Samples returned via:
__ UPS __ FedEx __ Courier _____

Tracking # 6377 2258 8736

Sample Receipt Checklist
COC Seal Present/Intact: __NP ✓Y __N
COC Signed/Accurate: ✓Y __N
Bottles arrive intact: ✓Y __N
Correct bottles used: ✓Y __N
Sufficient volume sent: ✓Y __N
If Applicable
VOA Zero Headspace: ✓Y __N
Preservation Correct/Checked: __N __N
RAD Screen <0.5 mR/hr: ✓Y __N

Relinquished by : (Signature)	Date:	Time:	Received by: (Signature)	Trip Blank Received: Yes / No HCl / MeoH TBR	
Alex Furness	7/18/23	1700			
Relinquished by : (Signature)	Date:	Time:	Received by: (Signature)	Temp: DPA6°C 5.3+0=5.3	Bottles Received: 24
Relinquished by : (Signature)	Date:	Time:	Received for lab by: (Signature) Evi Dorrah 17	Date: 7-19-23	Time: 930

If preservation required by Login: Date/Time

Hold:

Condition: NCF / OK

ANALYTICAL REPORT

August 23, 2023

Kinder Morgan- Atlanta, GA

Sample Delivery Group:	L1646925
Samples Received:	08/16/2023
Project Number:	
Description:	Lewis Drive Surface Water
Site:	KM_LEWISDR
Report To:	Bethany Garvey Ten 10th Street NW Suite 1400 Atlanta, GA 30309

Entire Report Reviewed By:

Chris McCord
Project Manager

Results relate only to the items tested or calibrated and are reported as rounded values. This test report shall not be reproduced, except in full, without written approval of the laboratory. Where applicable, sampling conducted by Pace Analytical National is performed per guidance provided in laboratory standard operating procedures ENV-SOP-MTJL-0067 and ENV-SOP-MTJL-0068. Where sampling conducted by the customer, results relate to the accuracy of the information provided, and as the samples are received.

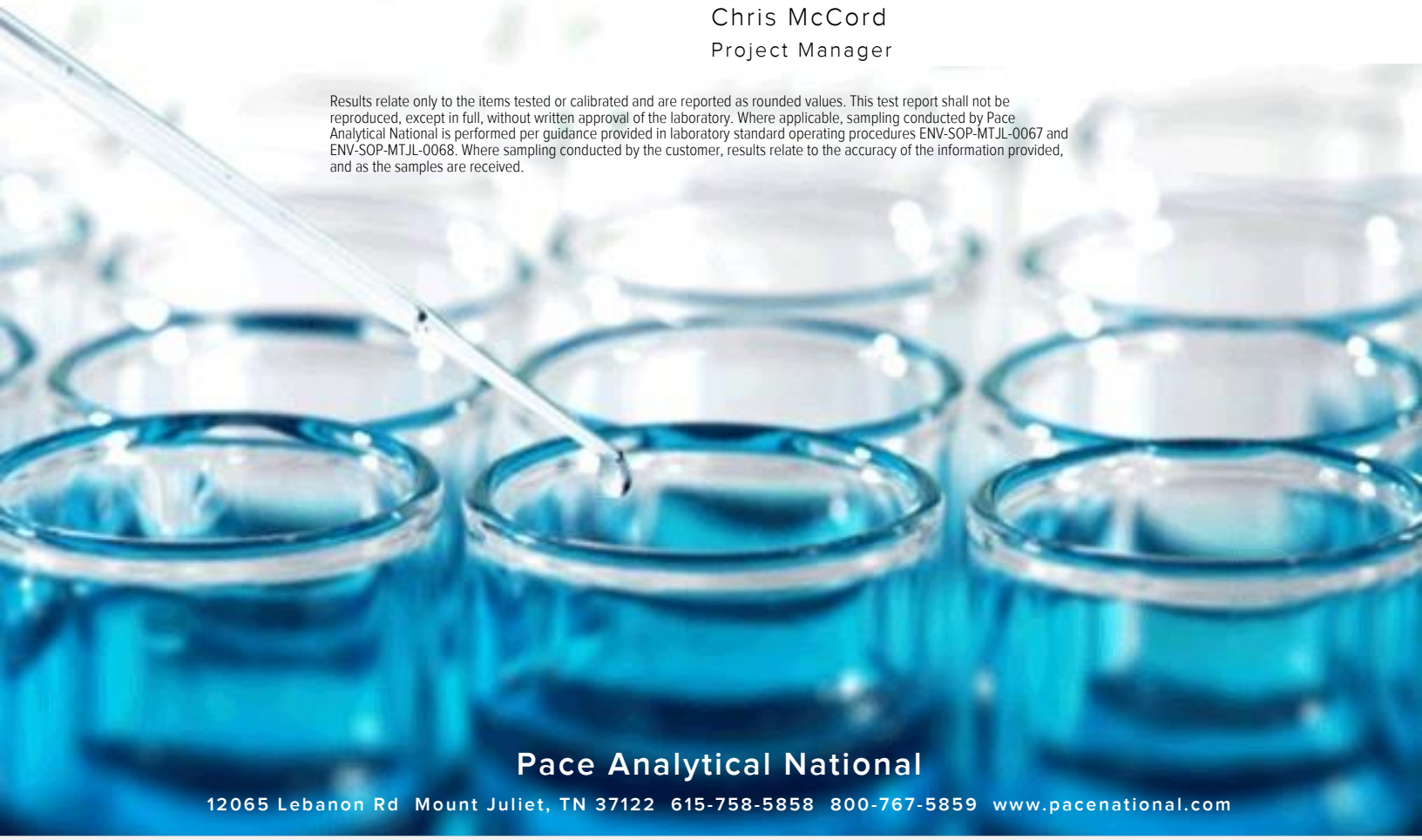

TABLE OF CONTENTS

Cp: Cover Page 1

Tc: Table of Contents 2

Ss: Sample Summary 3

Cn: Case Narrative 5

Sr: Sample Results 6

SW11-081523 L1646925-01 6

SW10-081523 L1646925-02 7

SW09-081523 L1646925-03 8

SW08-081523 L1646925-04 9

SW04-081523 L1646925-05 10

SW02-081523 L1646925-06 11

SW07-081523 L1646925-07 12

SW03-081523 L1646925-08 13

SW14-081523 L1646925-09 14

TB-01 L1646925-10 15

Qc: Quality Control Summary 16

Volatile Organic Compounds (GC/MS) by Method 8260D 16

Gl: Glossary of Terms 18

Al: Accreditations & Locations 19

Sc: Sample Chain of Custody 20

SAMPLE SUMMARY

SW11-081523 L1646925-01 GW

Collected by: Alex F. | Collected date/time: 08/15/23 09:55 | Received date/time: 08/16/23 09:00

Method	Batch	Dilution	Preparation date/time	Analysis date/time	Analyst	Location
Volatile Organic Compounds (GC/MS) by Method 8260D	WG2117671	1	08/20/23 21:21	08/20/23 21:21	DYW	Mt. Juliet, TN

SW10-081523 L1646925-02 GW

Collected by: Alex F. | Collected date/time: 08/15/23 10:05 | Received date/time: 08/16/23 09:00

Method	Batch	Dilution	Preparation date/time	Analysis date/time	Analyst	Location
Volatile Organic Compounds (GC/MS) by Method 8260D	WG2117671	1	08/20/23 21:42	08/20/23 21:42	DYW	Mt. Juliet, TN

SW09-081523 L1646925-03 GW

Collected by: Alex F. | Collected date/time: 08/15/23 10:15 | Received date/time: 08/16/23 09:00

Method	Batch	Dilution	Preparation date/time	Analysis date/time	Analyst	Location
Volatile Organic Compounds (GC/MS) by Method 8260D	WG2117671	1	08/20/23 22:04	08/20/23 22:04	DYW	Mt. Juliet, TN

SW08-081523 L1646925-04 GW

Collected by: Alex F. | Collected date/time: 08/15/23 10:30 | Received date/time: 08/16/23 09:00

Method	Batch	Dilution	Preparation date/time	Analysis date/time	Analyst	Location
Volatile Organic Compounds (GC/MS) by Method 8260D	WG2117671	1	08/20/23 22:26	08/20/23 22:26	DYW	Mt. Juliet, TN

SW04-081523 L1646925-05 GW

Collected by: Alex F. | Collected date/time: 08/15/23 11:15 | Received date/time: 08/16/23 09:00

Method	Batch	Dilution	Preparation date/time	Analysis date/time	Analyst	Location
Volatile Organic Compounds (GC/MS) by Method 8260D	WG2117671	1	08/20/23 22:47	08/20/23 22:47	DYW	Mt. Juliet, TN

SW02-081523 L1646925-06 GW

Collected by: Alex F. | Collected date/time: 08/15/23 11:20 | Received date/time: 08/16/23 09:00

Method	Batch	Dilution	Preparation date/time	Analysis date/time	Analyst	Location
Volatile Organic Compounds (GC/MS) by Method 8260D	WG2117671	1	08/20/23 23:09	08/20/23 23:09	DYW	Mt. Juliet, TN

SW07-081523 L1646925-07 GW

Collected by: Alex F. | Collected date/time: 08/15/23 11:30 | Received date/time: 08/16/23 09:00

Method	Batch	Dilution	Preparation date/time	Analysis date/time	Analyst	Location
Volatile Organic Compounds (GC/MS) by Method 8260D	WG2117671	1	08/20/23 23:31	08/20/23 23:31	DYW	Mt. Juliet, TN

SW03-081523 L1646925-08 GW

Collected by: Alex F. | Collected date/time: 08/15/23 11:45 | Received date/time: 08/16/23 09:00

Method	Batch	Dilution	Preparation date/time	Analysis date/time	Analyst	Location
Volatile Organic Compounds (GC/MS) by Method 8260D	WG2117671	1	08/20/23 23:52	08/20/23 23:52	DYW	Mt. Juliet, TN

SAMPLE SUMMARY

SW14-081523 L1646925-09 GW

Collected by: Alex F.
Collected date/time: 08/15/23 12:00
Received date/time: 08/16/23 09:00

Method	Batch	Dilution	Preparation date/time	Analysis date/time	Analyst	Location
Volatile Organic Compounds (GC/MS) by Method 8260D	WG2117671	1	08/21/23 00:14	08/21/23 00:14	DYW	Mt. Juliet, TN

TB-01 L1646925-10 GW

Collected by: Alex F.
Collected date/time: 08/15/23 12:15
Received date/time: 08/16/23 09:00

Method	Batch	Dilution	Preparation date/time	Analysis date/time	Analyst	Location
Volatile Organic Compounds (GC/MS) by Method 8260D	WG2117671	1	08/20/23 20:15	08/20/23 20:15	DYW	Mt. Juliet, TN

CASE NARRATIVE

All sample aliquots were received at the correct temperature, in the proper containers, with the appropriate preservatives, and within method specified holding times, unless qualified or notated within the report. Where applicable, all MDL (LOD) and RDL (LOQ) values reported for environmental samples have been corrected for the dilution factor used in the analysis. All Method and Batch Quality Control are within established criteria except where addressed in this case narrative, a non-conformance form or properly qualified within the sample results. By my digital signature below, I affirm to the best of my knowledge, all problems/anomalies observed by the laboratory as having the potential to affect the quality of the data have been identified by the laboratory, and no information or data have been knowingly withheld that would affect the quality of the data.



Chris McCord
Project Manager

Volatile Organic Compounds (GC/MS) by Method 8260D

Analyte	Result	Qualifier	RDL	Dilution	Analysis	Batch
	ug/l		ug/l		date / time	
Benzene	ND		1.00	1	08/20/2023 21:21	WG2117671
Toluene	ND		1.00	1	08/20/2023 21:21	WG2117671
Ethylbenzene	ND		1.00	1	08/20/2023 21:21	WG2117671
o-Xylene	ND		1.00	1	08/20/2023 21:21	WG2117671
m&p-Xylene	ND	J3	2.00	1	08/20/2023 21:21	WG2117671
Total Xylenes	ND		3.00	1	08/20/2023 21:21	WG2117671
Methyl tert-butyl ether	ND		1.00	1	08/20/2023 21:21	WG2117671
Naphthalene	ND		5.00	1	08/20/2023 21:21	WG2117671
(S) Toluene-d8	*109*		*80.0-120*		*08/20/2023 21:21*	WG2117671
(S) 4-Bromofluorobenzene	*86.2*		*77.0-126*		*08/20/2023 21:21*	WG2117671
(S) 1,2-Dichloroethane-d4	*113*		*70.0-130*		*08/20/2023 21:21*	WG2117671

Volatile Organic Compounds (GC/MS) by Method 8260D

Analyte	Result	Qualifier	RDL	Dilution	Analysis	Batch
	ug/l		ug/l		date / time	
Benzene	ND		1.00	1	08/20/2023 21:42	WG2117671
Toluene	ND		1.00	1	08/20/2023 21:42	WG2117671
Ethylbenzene	ND		1.00	1	08/20/2023 21:42	WG2117671
o-Xylene	ND		1.00	1	08/20/2023 21:42	WG2117671
m&p-Xylene	ND	J3	2.00	1	08/20/2023 21:42	WG2117671
Total Xylenes	ND		3.00	1	08/20/2023 21:42	WG2117671
Methyl tert-butyl ether	ND		1.00	1	08/20/2023 21:42	WG2117671
Naphthalene	ND		5.00	1	08/20/2023 21:42	WG2117671
(S) Toluene-d8	*100*		*80.0-120*		*08/20/2023 21:42*	WG2117671
(S) 4-Bromofluorobenzene	*86.2*		*77.0-126*		*08/20/2023 21:42*	WG2117671
(S) 1,2-Dichloroethane-d4	*115*		*70.0-130*		*08/20/2023 21:42*	WG2117671

Volatile Organic Compounds (GC/MS) by Method 8260D

Analyte	Result ug/l	Qualifier	RDL ug/l	Dilution	Analysis date / time	Batch
Benzene	ND		1.00	1	08/20/2023 22:04	WG2117671
Toluene	ND		1.00	1	08/20/2023 22:04	WG2117671
Ethylbenzene	ND		1.00	1	08/20/2023 22:04	WG2117671
o-Xylene	ND		1.00	1	08/20/2023 22:04	WG2117671
m&p-Xylene	ND	J3	2.00	1	08/20/2023 22:04	WG2117671
Total Xylenes	ND		3.00	1	08/20/2023 22:04	WG2117671
Methyl tert-butyl ether	ND		1.00	1	08/20/2023 22:04	WG2117671
Naphthalene	ND		5.00	1	08/20/2023 22:04	WG2117671
(S) Toluene-d8	*106*		*80.0-120*		*08/20/2023 22:04*	WG2117671
(S) 4-Bromofluorobenzene	*92.9*		*77.0-126*		*08/20/2023 22:04*	WG2117671
(S) 1,2-Dichloroethane-d4	*115*		*70.0-130*		*08/20/2023 22:04*	WG2117671

Volatile Organic Compounds (GC/MS) by Method 8260D

Analyte	Result	Qualifier	RDL	Dilution	Analysis	Batch
	ug/l		ug/l		date / time	
Benzene	ND		1.00	1	08/20/2023 22:26	WG2117671
Toluene	ND		1.00	1	08/20/2023 22:26	WG2117671
Ethylbenzene	ND		1.00	1	08/20/2023 22:26	WG2117671
o-Xylene	ND		1.00	1	08/20/2023 22:26	WG2117671
m&p-Xylene	ND	J3	2.00	1	08/20/2023 22:26	WG2117671
Total Xylenes	ND		3.00	1	08/20/2023 22:26	WG2117671
Methyl tert-butyl ether	ND		1.00	1	08/20/2023 22:26	WG2117671
Naphthalene	ND		5.00	1	08/20/2023 22:26	WG2117671
(S) Toluene-d8	*103*		*80.0-120*		*08/20/2023 22:26*	WG2117671
(S) 4-Bromofluorobenzene	*93.6*		*77.0-126*		*08/20/2023 22:26*	WG2117671
(S) 1,2-Dichloroethane-d4	*114*		*70.0-130*		*08/20/2023 22:26*	WG2117671

Volatile Organic Compounds (GC/MS) by Method 8260D

Analyte	Result	Qualifier	RDL	Dilution	Analysis	Batch
	ug/l		ug/l		date / time	
Benzene	ND		1.00	1	08/20/2023 22:47	WG2117671
Toluene	ND		1.00	1	08/20/2023 22:47	WG2117671
Ethylbenzene	ND		1.00	1	08/20/2023 22:47	WG2117671
o-Xylene	ND		1.00	1	08/20/2023 22:47	WG2117671
m&p-Xylene	ND	J3	2.00	1	08/20/2023 22:47	WG2117671
Total Xylenes	ND		3.00	1	08/20/2023 22:47	WG2117671
Methyl tert-butyl ether	ND		1.00	1	08/20/2023 22:47	WG2117671
Naphthalene	ND		5.00	1	08/20/2023 22:47	WG2117671
(S) Toluene-d8	*108*		*80.0-120*		*08/20/2023 22:47*	WG2117671
(S) 4-Bromofluorobenzene	*95.0*		*77.0-126*		*08/20/2023 22:47*	WG2117671
(S) 1,2-Dichloroethane-d4	*110*		*70.0-130*		*08/20/2023 22:47*	WG2117671

Volatile Organic Compounds (GC/MS) by Method 8260D

Analyte	Result	Qualifier	RDL	Dilution	Analysis	Batch
	ug/l		ug/l		date / time	
Benzene	ND		1.00	1	08/20/2023 23:09	WG2117671
Toluene	ND		1.00	1	08/20/2023 23:09	WG2117671
Ethylbenzene	ND		1.00	1	08/20/2023 23:09	WG2117671
o-Xylene	ND		1.00	1	08/20/2023 23:09	WG2117671
m&p-Xylene	ND	J3	2.00	1	08/20/2023 23:09	WG2117671
Total Xylenes	ND		3.00	1	08/20/2023 23:09	WG2117671
Methyl tert-butyl ether	2.39		1.00	1	08/20/2023 23:09	WG2117671
Naphthalene	ND		5.00	1	08/20/2023 23:09	WG2117671
(S) Toluene-d8	*111*		*80.0-120*		*08/20/2023 23:09*	WG2117671
(S) 4-Bromofluorobenzene	*95.8*		*77.0-126*		*08/20/2023 23:09*	WG2117671
(S) 1,2-Dichloroethane-d4	*112*		*70.0-130*		*08/20/2023 23:09*	WG2117671

Volatile Organic Compounds (GC/MS) by Method 8260D

Analyte	Result	Qualifier	RDL	Dilution	Analysis	Batch
	ug/l		ug/l		date / time	
Benzene	ND		1.00	1	08/20/2023 23:31	WG2117671
Toluene	ND		1.00	1	08/20/2023 23:31	WG2117671
Ethylbenzene	ND		1.00	1	08/20/2023 23:31	WG2117671
o-Xylene	ND		1.00	1	08/20/2023 23:31	WG2117671
m&p-Xylene	ND	J3	2.00	1	08/20/2023 23:31	WG2117671
Total Xylenes	ND		3.00	1	08/20/2023 23:31	WG2117671
Methyl tert-butyl ether	ND		1.00	1	08/20/2023 23:31	WG2117671
Naphthalene	ND		5.00	1	08/20/2023 23:31	WG2117671
(S) Toluene-d8	*107*		*80.0-120*		*08/20/2023 23:31*	WG2117671
(S) 4-Bromofluorobenzene	*91.6*		*77.0-126*		*08/20/2023 23:31*	WG2117671
(S) 1,2-Dichloroethane-d4	*110*		*70.0-130*		*08/20/2023 23:31*	WG2117671

Volatile Organic Compounds (GC/MS) by Method 8260D

Analyte	Result ug/l	Qualifier	RDL ug/l	Dilution	Analysis date / time	Batch
Benzene	ND		1.00	1	08/20/2023 23:52	WG2117671
Toluene	ND		1.00	1	08/20/2023 23:52	WG2117671
Ethylbenzene	ND		1.00	1	08/20/2023 23:52	WG2117671
o-Xylene	ND		1.00	1	08/20/2023 23:52	WG2117671
m&p-Xylene	ND	J3	2.00	1	08/20/2023 23:52	WG2117671
Total Xylenes	ND		3.00	1	08/20/2023 23:52	WG2117671
Methyl tert-butyl ether	ND		1.00	1	08/20/2023 23:52	WG2117671
Naphthalene	ND		5.00	1	08/20/2023 23:52	WG2117671
(S) Toluene-d8	*107*		*80.0-120*		*08/20/2023 23:52*	WG2117671
(S) 4-Bromofluorobenzene	*92.3*		*77.0-126*		*08/20/2023 23:52*	WG2117671
(S) 1,2-Dichloroethane-d4	*112*		*70.0-130*		*08/20/2023 23:52*	WG2117671

Volatile Organic Compounds (GC/MS) by Method 8260D

Analyte	Result ug/l	Qualifier	RDL ug/l	Dilution	Analysis date / time	Batch
Benzene	ND		1.00	1	08/21/2023 00:14	WG2117671
Toluene	ND		1.00	1	08/21/2023 00:14	WG2117671
Ethylbenzene	ND		1.00	1	08/21/2023 00:14	WG2117671
o-Xylene	ND		1.00	1	08/21/2023 00:14	WG2117671
m&p-Xylene	ND	J3	2.00	1	08/21/2023 00:14	WG2117671
Total Xylenes	ND		3.00	1	08/21/2023 00:14	WG2117671
Methyl tert-butyl ether	ND		1.00	1	08/21/2023 00:14	WG2117671
Naphthalene	ND		5.00	1	08/21/2023 00:14	WG2117671
(S) Toluene-d8	*106*		*80.0-120*		*08/21/2023 00:14*	WG2117671
(S) 4-Bromofluorobenzene	*91.5*		*77.0-126*		*08/21/2023 00:14*	WG2117671
(S) 1,2-Dichloroethane-d4	*114*		*70.0-130*		*08/21/2023 00:14*	WG2117671

Volatile Organic Compounds (GC/MS) by Method 8260D

Analyte	Result	Qualifier	RDL	Dilution	Analysis	Batch
	ug/l		ug/l		date / time	
Benzene	ND		1.00	1	08/20/2023 20:15	WG2117671
Toluene	ND		1.00	1	08/20/2023 20:15	WG2117671
Ethylbenzene	ND		1.00	1	08/20/2023 20:15	WG2117671
o-Xylene	ND		1.00	1	08/20/2023 20:15	WG2117671
m&p-Xylene	ND	J3	2.00	1	08/20/2023 20:15	WG2117671
Total Xylenes	ND		3.00	1	08/20/2023 20:15	WG2117671
Methyl tert-butyl ether	ND		1.00	1	08/20/2023 20:15	WG2117671
Naphthalene	ND		5.00	1	08/20/2023 20:15	WG2117671
(S) Toluene-d8	*107*		*80.0-120*		*08/20/2023 20:15*	WG2117671
(S) 4-Bromofluorobenzene	*94.8*		*77.0-126*		*08/20/2023 20:15*	WG2117671
(S) 1,2-Dichloroethane-d4	*109*		*70.0-130*		*08/20/2023 20:15*	WG2117671

Method Blank (MB)

(MB) R3963457-3 08/20/23 18:39

Analyte	MB Result	MB Qualifier	MB MDL	MB RDL
	ug/l		ug/l	ug/l
Benzene	U		0.0941	1.00
Toluene	U		0.278	1.00
Ethylbenzene	U		0.137	1.00
o-Xylene	U		0.174	1.00
m&p-Xylene	U		0.430	2.00
Total Xylenes	U		0.174	3.00
Methyl tert-butyl ether	U		0.101	1.00
Naphthalene	U		1.00	5.00
(S) Toluene-d8	*108*			*80.0-120*
(S) 4-Bromofluorobenzene	*90.6*			*77.0-126*
(S) 1,2-Dichloroethane-d4	*112*			*70.0-130*

Laboratory Control Sample (LCS) • Laboratory Control Sample Duplicate (LCSD)

(LCS) R3963457-1 08/20/23 17:12 • (LCSD) R3963457-2 08/20/23 17:34

Analyte	Spike Amount	LCS Result	LCSD Result	LCS Rec.	LCSD Rec.	Rec. Limits	LCS Qualifier	LCSD Qualifier	RPD	RPD Limits
	ug/l	ug/l	ug/l	%	%	%			%	%
Benzene	5.00	5.25	4.37	105	87.4	70.0-130			18.3	20
Toluene	5.00	4.96	4.26	99.2	85.2	70.0-130			15.2	20
Ethylbenzene	5.00	5.01	4.41	100	88.2	70.0-130			12.7	20
o-Xylene	5.00	4.85	4.13	97.0	82.6	70.0-130			16.0	20
m&p-Xylene	10.0	10.0	8.15	100	81.5	70.0-130		J3	20.4	20
Total Xylenes	15.0	14.8	12.3	98.7	82.0	70.0-130			18.5	20
Methyl tert-butyl ether	5.00	5.01	4.56	100	91.2	70.0-130			9.40	20
Naphthalene	5.00	4.71	4.18	94.2	83.6	70.0-130			11.9	20
(S) Toluene-d8				*107*	*103*	*80.0-120*				
(S) 4-Bromofluorobenzene				*96.9*	*90.6*	*77.0-126*				
(S) 1,2-Dichloroethane-d4				*118*	*106*	*70.0-130*				

L1645579-06 Original Sample (OS) • Matrix Spike (MS) • Matrix Spike Duplicate (MSD)

(OS) L1645579-06 08/20/23 20:59 • (MS) R3963457-4 08/21/23 03:30 • (MSD) R3963457-5 08/21/23 03:52

Analyte	Spike Amount	Original Result	MS Result	MSD Result	MS Rec.	MSD Rec.	Dilution	Rec. Limits	MS Qualifier	MSD Qualifier	RPD	RPD Limits
	ug/l	ug/l	ug/l	ug/l	%	%		%			%	%
Benzene	5.00	ND	5.35	5.69	104	111	1	17.0-158			6.16	27
Toluene	5.00	ND	4.80	5.45	96.0	109	1	26.0-154			12.7	28
Ethylbenzene	5.00	ND	5.10	5.26	102	105	1	30.0-155			3.09	27
o-Xylene	5.00	ND	4.57	4.97	91.4	99.4	1	45.0-144			8.39	26
m&p-Xylene	10.0	ND	9.91	10.5	99.1	105	1	43.0-146			5.78	26

L1645579-06 Original Sample (OS) • Matrix Spike (MS) • Matrix Spike Duplicate (MSD)

(OS) L1645579-06 08/20/23 20:59 • (MS) R3963457-4 08/21/23 03:30 • (MSD) R3963457-5 08/21/23 03:52

Analyte	Spike Amount ug/l	Original Result ug/l	MS Result ug/l	MSD Result ug/l	MS Rec. %	MSD Rec. %	Dilution	Rec. Limits %	MS Qualifier	MSD Qualifier	RPD %	RPD Limits %
Total Xylenes	15.0	ND	14.5	15.5	96.7	103	1	29.0-154			6.67	28
Methyl tert-butyl ether	5.00	ND	4.79	5.66	95.8	113	1	28.0-150			16.7	29
Naphthalene	5.00	ND	ND	5.62	99.2	112	1	12.0-156			12.5	35
(S) Toluene-d8					*100*	*103*		*80.0-120*				
(S) 4-Bromofluorobenzene					*93.9*	*94.4*		*77.0-126*				
(S) 1,2-Dichloroethane-d4					*115*	*110*		*70.0-130*				

GLOSSARY OF TERMS

Guide to Reading and Understanding Your Laboratory Report

The information below is designed to better explain the various terms used in your report of analytical results from the Laboratory. This is not intended as a comprehensive explanation, and if you have additional questions please contact your project representative.

Results Disclaimer - Information that may be provided by the customer, and contained within this report, include Permit Limits, Project Name, Sample ID, Sample Matrix, Sample Preservation, Field Blanks, Field Spikes, Field Duplicates, On-Site Data, Sampling Collection Dates/Times, and Sampling Location. Results relate to the accuracy of this information provided, and as the samples are received.

Abbreviations and Definitions

MDL	Method Detection Limit.
ND	Not detected at the Reporting Limit (or MDL where applicable).
RDL	Reported Detection Limit.
Rec.	Recovery.
RPD	Relative Percent Difference.
SDG	Sample Delivery Group.
(S)	Surrogate (Surrogate Standard) - Analytes added to every blank, sample, Laboratory Control Sample/Duplicate and Matrix Spike/Duplicate; used to evaluate analytical efficiency by measuring recovery. Surrogates are not expected to be detected in all environmental media.
U	Not detected at the Reporting Limit (or MDL where applicable).
Analyte	The name of the particular compound or analysis performed. Some Analyses and Methods will have multiple analytes reported.
Dilution	If the sample matrix contains an interfering material, the sample preparation volume or weight values differ from the standard, or if concentrations of analytes in the sample are higher than the highest limit of concentration that the laboratory can accurately report, the sample may be diluted for analysis. If a value different than 1 is used in this field, the result reported has already been corrected for this factor.
Limits	These are the target % recovery ranges or % difference value that the laboratory has historically determined as normal for the method and analyte being reported. Successful QC Sample analysis will target all analytes recovered or duplicated within these ranges.
Original Sample	The non-spiked sample in the prep batch used to determine the Relative Percent Difference (RPD) from a quality control sample. The Original Sample may not be included within the reported SDG.
Qualifier	This column provides a letter and/or number designation that corresponds to additional information concerning the result reported. If a Qualifier is present, a definition per Qualifier is provided within the Glossary and Definitions page and potentially a discussion of possible implications of the Qualifier in the Case Narrative if applicable.
Result	The actual analytical final result (corrected for any sample specific characteristics) reported for your sample. If there was no measurable result returned for a specific analyte, the result in this column may state “ND” (Not Detected) or “BDL” (Below Detectable Levels). The information in the results column should always be accompanied by either an MDL (Method Detection Limit) or RDL (Reporting Detection Limit) that defines the lowest value that the laboratory could detect or report for this analyte.
Uncertainty (Radiochemistry)	Confidence level of 2 sigma.
Case Narrative (Cn)	A brief discussion about the included sample results, including a discussion of any non-conformances to protocol observed either at sample receipt by the laboratory from the field or during the analytical process. If present, there will be a section in the Case Narrative to discuss the meaning of any data qualifiers used in the report.
Quality Control Summary (Qc)	This section of the report includes the results of the laboratory quality control analyses required by procedure or analytical methods to assist in evaluating the validity of the results reported for your samples. These analyses are not being performed on your samples typically, but on laboratory generated material.
Sample Chain of Custody (Sc)	This is the document created in the field when your samples were initially collected. This is used to verify the time and date of collection, the person collecting the samples, and the analyses that the laboratory is requested to perform. This chain of custody also documents all persons (excluding commercial shippers) that have had control or possession of the samples from the time of collection until delivery to the laboratory for analysis.
Sample Results (Sr)	This section of your report will provide the results of all testing performed on your samples. These results are provided by sample ID and are separated by the analyses performed on each sample. The header line of each analysis section for each sample will provide the name and method number for the analysis reported.
Sample Summary (Ss)	This section of the Analytical Report defines the specific analyses performed for each sample ID, including the dates and times of preparation and/or analysis.

Qualifier	Description
J3	The associated batch QC was outside the established quality control range for precision.

ACCREDITATIONS & LOCATIONS

Pace Analytical National 12065 Lebanon Rd Mount Juliet, TN 37122

Alabama	40660	Nebraska	NE-OS-15-05
Alaska	17-026	Nevada	TN000032021-1
Arizona	AZ0612	New Hampshire	2975
Arkansas	88-0469	New Jersey–NELAP	TN002
California	2932	New Mexico [1]	TN00003
Colorado	TN00003	New York	11742
Connecticut	PH-0197	North Carolina	Env375
Florida	E87487	North Carolina [1]	DW21704
Georgia	NELAP	North Carolina [3]	41
Georgia [1]	923	North Dakota	R-140
Idaho	TN00003	Ohio–VAP	CL0069
Illinois	200008	Oklahoma	9915
Indiana	C-TN-01	Oregon	TN200002
Iowa	364	Pennsylvania	68-02979
Kansas	E-10277	Rhode Island	LA000356
Kentucky [1 6]	KY90010	South Carolina	84004002
Kentucky [2]	16	South Dakota	n/a
Louisiana	AI30792	Tennessee [1 4]	2006
Louisiana	LA018	Texas	T104704245-20-18
Maine	TN00003	Texas [5]	LAB0152
Maryland	324	Utah	TN000032021-11
Massachusetts	M-TN003	Vermont	VT2006
Michigan	9958	Virginia	110033
Minnesota	047-999-395	Washington	C847
Mississippi	TN00003	West Virginia	233
Missouri	340	Wisconsin	998093910
Montana	CERT0086	Wyoming	A2LA
A2LA – ISO 17025	1461.01	AIHA-LAP,LLC EMLAP	100789
A2LA – ISO 17025 [5]	1461.02	DOD	1461.01
Canada	1461.01	USDA	P330-15-00234
EPA–Crypto	TN00003		

[1] Drinking Water [2] Underground Storage Tanks [3] Aquatic Toxicity [4] Chemical/Microbiological [5] Mold [6] Wastewater n/a Accreditation not applicable

* Not all certifications held by the laboratory are applicable to the results reported in the attached report.

* Accreditation is only applicable to the test methods specified on each scope of accreditation held by Pace Analytical.

Company Name/Address:
Kinder Morgan- Atlanta, GA

Ten 10th Street NW
Suite 1400
Atlanta. GA 30309

Billing Information:
Accounts Payable
1000 Windward Concourse
Ste 450
Alpharetta, GA 30005

Report to: **Bethany Garvey**

Email To: **bethany.garvey@jacobs.com;tom.wiley@jacobs**

Project Description: **Lewis Drive Surface Water**

City/State Collected: **Belton, SC**

Please Circle: PT MT CT ET

Phone: **404-751-5651**

Client Project #

Lab Project #: **KINCH2MGA-LEWIS**

Collected by (print): **Alex Furness**

Site/Facility ID #: **KM_LEWISDR**

P.O. #: **WD1070436**

Collected by (signature):

Immediately Packed on Ice N ___ Y X

Rush? (Lab MUST Be Notified)
___ Same Day ___ Five Day
___ Next Day ___ 5 Day (Rad Only)
___ Two Day ___ 10 Day (Rad Only)
___ Three Day

Quote #

Date Results Needed

Pres Chk

Analysis / Container / Preservative

Sample ID	Comp/Grab	Matrix *	Depth	Date	Time	No. of Cntrs	V8260BTEXMNSC 40mlAmb-HCl	V8260BTEXMNSC-TB 40mlAmb-HCl-Blk									Remarks	Sample # (lab only)
SW11-081523	Grab	GW		8/15/23	0955	3	X											-01
SW10-081523		GW			1005	3	X											-02
SW09-081523		GW			1015	3	X											-03
SW08-081523		GW			1030	3	X											-04
SW04-081523		GW			1115	3	X											-05
SW02-081523		GW			1120	3	X											-06
SW07-081523		GW			1130	3	X											-07
SW03-081523		GW			1145	3	X											-08
SW14-081523		GW			1200	3	X											-09
TB-01	Grab	GW		8/15/23	1215	2	X	X										-10

* Matrix:
SS - Soil **AIR** - Air **F** - Filter
GW - Groundwater **B** - Bioassay
WW - WasteWater
DW - Drinking Water
OT - Other_____

Remarks:V8260BTEXMNSC reporting BTEX,Naphth,MTBE only.

pH _____ Temp _____

Flow _____ Other _____

Samples returned via:
__ UPS __ FedEx __ Courier _____

Tracking # 6643 4297 1867

Trip Blank Received: (Yes) / No
HCL / MeoH
TBR

Temp: °C Bottles Received: 5.8+0=5.8 27

If preservation required by Login: Date/Time

Hold:

Condition: NCF / (OK)

Relinquished by : (Signature)	Date:	Time:	Received by: (Signature)
	8/15/23	1700	
Relinquished by : (Signature)	Date:	Time:	Received by: (Signature)
Relinquished by : (Signature)	Date:	Time:	Received for lab by: (Signature)
			Caleb T

Date: 8/16/23 Time: 09:00

Sample Receipt Checklist

COC Seal Present/Intact:	NP	Y / N
COC Signed/Accurate:		Y / N
Bottles arrive intact:		Y / N
Correct bottles used:		Y / N
Sufficient volume sent:		Y / N
If Applicable		
VOA Zero Headspace:		Y / N
Preservation Correct/Checked:		Y / N
RAD Screen <0.5 mR/hr:		Y / N

Chain of Custody Page 1 of 1

Pace
PEOPLE ADVANCING SCIENCE

MT JULIET, TN
12065 Lebanon Rd Mount Juliet, TN 37122
Submitting a sample via this chain of custody constitutes acknowledgment and acceptance of the Pace Terms and Conditions found at: https://info.pacelabs.com/hubfs/pas-standard-terms.pdf

SDG # L1646925
B092

Acctnum: **KINCH2MGA**
Template: **T172193**
Prelogin: **P1015241**
PM: **526 - Chris McCord**
PB: 8/1/23 TLS
Shipped Via: **FedEx Ground**

ANALYTICAL REPORT

September 27, 2023

Kinder Morgan- Atlanta, GA

Sample Delivery Group:	L1655909
Samples Received:	09/14/2023
Project Number:	
Description:	Lewis Drive Surface Water

Report To:

Bethany Garvey
Ten 10th Street NW
Suite 1400
Atlanta, GA 30309

Entire Report Reviewed By:

Chris McCord
Project Manager

Results relate only to the items tested or calibrated and are reported as rounded values. This test report shall not be reproduced, except in full, without written approval of the laboratory. Where applicable, sampling conducted by Pace Analytical National is performed per guidance provided in laboratory standard operating procedures ENV-SOP-MTJL-0067 and ENV-SOP-MTJL-0068. Where sampling conducted by the customer, results relate to the accuracy of the information provided, and as the samples are received.

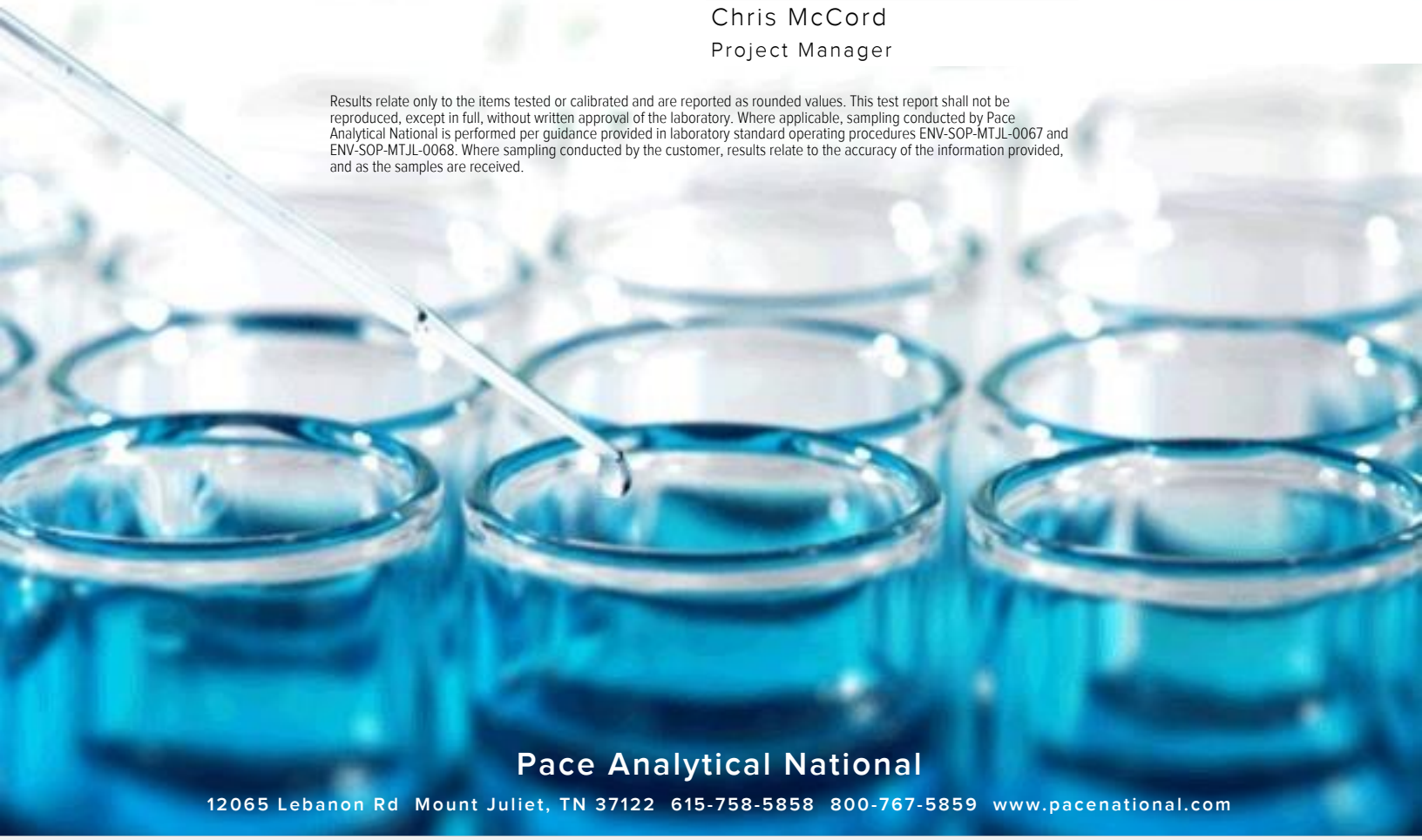

TABLE OF CONTENTS

Cp: Cover Page 1

Tc: Table of Contents 2

Ss: Sample Summary 3

Cn: Case Narrative 5

Sr: Sample Results 6

SW11-091223 L1655909-01 6

SW10-091223 L1655909-02 7

SW09-091223 L1655909-03 8

SW08-091223 L1655909-04 9

SW04-091223 L1655909-05 10

SW02-091223 L1655909-06 11

SW14-091223 L1655909-07 12

TB-01 L1655909-08 13

SW03-091223 L1655909-09 14

Qc: Quality Control Summary 15

Volatile Organic Compounds (GC/MS) by Method 8260D 15

Gl: Glossary of Terms 17

Al: Accreditations & Locations 18

Sc: Sample Chain of Custody 19

SAMPLE SUMMARY

SW11-091223 L1655909-01 GW

Collected by: Alex Furness | Collected date/time: 09/12/23 09:15 | Received date/time: 09/14/23 08:45

Method	Batch	Dilution	Preparation date/time	Analysis date/time	Analyst	Location
Volatile Organic Compounds (GC/MS) by Method 8260D	WG2134682	1	09/19/23 05:31	09/19/23 05:31	ACG	Mt. Juliet, TN

SW10-091223 L1655909-02 GW

Collected by: Alex Furness | Collected date/time: 09/12/23 09:30 | Received date/time: 09/14/23 08:45

Method	Batch	Dilution	Preparation date/time	Analysis date/time	Analyst	Location
Volatile Organic Compounds (GC/MS) by Method 8260D	WG2134682	1	09/19/23 05:50	09/19/23 05:50	ACG	Mt. Juliet, TN

SW09-091223 L1655909-03 GW

Collected by: Alex Furness | Collected date/time: 09/12/23 09:50 | Received date/time: 09/14/23 08:45

Method	Batch	Dilution	Preparation date/time	Analysis date/time	Analyst	Location
Volatile Organic Compounds (GC/MS) by Method 8260D	WG2134682	1	09/19/23 06:10	09/19/23 06:10	ACG	Mt. Juliet, TN

SW08-091223 L1655909-04 GW

Collected by: Alex Furness | Collected date/time: 09/12/23 09:55 | Received date/time: 09/14/23 08:45

Method	Batch	Dilution	Preparation date/time	Analysis date/time	Analyst	Location
Volatile Organic Compounds (GC/MS) by Method 8260D	WG2134682	1	09/19/23 06:30	09/19/23 06:30	ACG	Mt. Juliet, TN

SW04-091223 L1655909-05 GW

Collected by: Alex Furness | Collected date/time: 09/12/23 10:20 | Received date/time: 09/14/23 08:45

Method	Batch	Dilution	Preparation date/time	Analysis date/time	Analyst	Location
Volatile Organic Compounds (GC/MS) by Method 8260D	WG2134682	1	09/19/23 06:49	09/19/23 06:49	ACG	Mt. Juliet, TN

SW02-091223 L1655909-06 GW

Collected by: Alex Furness | Collected date/time: 09/12/23 10:25 | Received date/time: 09/14/23 08:45

Method	Batch	Dilution	Preparation date/time	Analysis date/time	Analyst	Location
Volatile Organic Compounds (GC/MS) by Method 8260D	WG2134682	1	09/19/23 07:09	09/19/23 07:09	ACG	Mt. Juliet, TN

SW14-091223 L1655909-07 GW

Collected by: Alex Furness | Collected date/time: 09/12/23 11:10 | Received date/time: 09/14/23 08:45

Method	Batch	Dilution	Preparation date/time	Analysis date/time	Analyst	Location
Volatile Organic Compounds (GC/MS) by Method 8260D	WG2134682	1	09/19/23 07:29	09/19/23 07:29	ACG	Mt. Juliet, TN

TB-01 L1655909-08 GW

Collected by: Alex Furness | Collected date/time: 09/12/23 00:00 | Received date/time: 09/14/23 08:45

Method	Batch	Dilution	Preparation date/time	Analysis date/time	Analyst	Location
Volatile Organic Compounds (GC/MS) by Method 8260D	WG2134682	1	09/19/23 01:53	09/19/23 01:53	ACG	Mt. Juliet, TN

SAMPLE SUMMARY

SW03-091223 L1655909-09 GW

Collected by: Alex Furness
Collected date/time: 09/12/23 10:50
Received date/time: 09/14/23 08:45

Method	Batch	Dilution	Preparation date/time	Analysis date/time	Analyst	Location
Volatile Organic Compounds (GC/MS) by Method 8260D	WG2135029	1	09/22/23 01:32	09/22/23 01:32	ADM	Mt. Juliet, TN

CASE NARRATIVE

All sample aliquots were received at the correct temperature, in the proper containers, with the appropriate preservatives, and within method specified holding times, unless qualified or notated within the report. Where applicable, all MDL (LOD) and RDL (LOQ) values reported for environmental samples have been corrected for the dilution factor used in the analysis. All Method and Batch Quality Control are within established criteria except where addressed in this case narrative, a non-conformance form or properly qualified within the sample results. By my digital signature below, I affirm to the best of my knowledge, all problems/anomalies observed by the laboratory as having the potential to affect the quality of the data have been identified by the laboratory, and no information or data have been knowingly withheld that would affect the quality of the data.



Chris McCord
Project Manager

Volatile Organic Compounds (GC/MS) by Method 8260D

Analyte	Result	Qualifier	RDL	Dilution	Analysis	Batch
	ug/l		ug/l		date / time	
Benzene	ND		1.00	1	09/19/2023 05:31	WG2134682
Toluene	ND		1.00	1	09/19/2023 05:31	WG2134682
Ethylbenzene	ND		1.00	1	09/19/2023 05:31	WG2134682
o-Xylene	ND		1.00	1	09/19/2023 05:31	WG2134682
m&p-Xylene	ND		2.00	1	09/19/2023 05:31	WG2134682
Total Xylenes	ND		3.00	1	09/19/2023 05:31	WG2134682
Methyl tert-butyl ether	ND		1.00	1	09/19/2023 05:31	WG2134682
Naphthalene	ND		5.00	1	09/19/2023 05:31	WG2134682
(S) Toluene-d8	*104*		*80.0-120*		*09/19/2023 05:31*	WG2134682
(S) 4-Bromofluorobenzene	*101*		*77.0-126*		*09/19/2023 05:31*	WG2134682
(S) 1,2-Dichloroethane-d4	*95.9*		*70.0-130*		*09/19/2023 05:31*	WG2134682

Volatile Organic Compounds (GC/MS) by Method 8260D

Analyte	Result	Qualifier	RDL	Dilution	Analysis	Batch
	ug/l		ug/l		date / time	
Benzene	ND		1.00	1	09/19/2023 05:50	WG2134682
Toluene	ND		1.00	1	09/19/2023 05:50	WG2134682
Ethylbenzene	ND		1.00	1	09/19/2023 05:50	WG2134682
o-Xylene	ND		1.00	1	09/19/2023 05:50	WG2134682
m&p-Xylene	ND		2.00	1	09/19/2023 05:50	WG2134682
Total Xylenes	ND		3.00	1	09/19/2023 05:50	WG2134682
Methyl tert-butyl ether	ND		1.00	1	09/19/2023 05:50	WG2134682
Naphthalene	ND		5.00	1	09/19/2023 05:50	WG2134682
(S) Toluene-d8	*99.7*		*80.0-120*		*09/19/2023 05:50*	WG2134682
(S) 4-Bromofluorobenzene	*99.2*		*77.0-126*		*09/19/2023 05:50*	WG2134682
(S) 1,2-Dichloroethane-d4	*101*		*70.0-130*		*09/19/2023 05:50*	WG2134682

Volatile Organic Compounds (GC/MS) by Method 8260D

Analyte	Result	Qualifier	RDL	Dilution	Analysis	Batch
	ug/l		ug/l		date / time	
Benzene	ND		1.00	1	09/19/2023 06:10	WG2134682
Toluene	ND		1.00	1	09/19/2023 06:10	WG2134682
Ethylbenzene	ND		1.00	1	09/19/2023 06:10	WG2134682
o-Xylene	ND		1.00	1	09/19/2023 06:10	WG2134682
m&p-Xylene	ND		2.00	1	09/19/2023 06:10	WG2134682
Total Xylenes	ND		3.00	1	09/19/2023 06:10	WG2134682
Methyl tert-butyl ether	ND		1.00	1	09/19/2023 06:10	WG2134682
Naphthalene	ND		5.00	1	09/19/2023 06:10	WG2134682
(S) Toluene-d8	*99.2*		*80.0-120*		*09/19/2023 06:10*	WG2134682
(S) 4-Bromofluorobenzene	*101*		*77.0-126*		*09/19/2023 06:10*	WG2134682
(S) 1,2-Dichloroethane-d4	*105*		*70.0-130*		*09/19/2023 06:10*	WG2134682

Volatile Organic Compounds (GC/MS) by Method 8260D

Analyte	Result	Qualifier	RDL	Dilution	Analysis	Batch
	ug/l		ug/l		date / time	
Benzene	ND		1.00	1	09/19/2023 06:30	WG2134682
Toluene	ND		1.00	1	09/19/2023 06:30	WG2134682
Ethylbenzene	ND		1.00	1	09/19/2023 06:30	WG2134682
o-Xylene	ND		1.00	1	09/19/2023 06:30	WG2134682
m&p-Xylene	ND		2.00	1	09/19/2023 06:30	WG2134682
Total Xylenes	ND		3.00	1	09/19/2023 06:30	WG2134682
Methyl tert-butyl ether	ND		1.00	1	09/19/2023 06:30	WG2134682
Naphthalene	ND		5.00	1	09/19/2023 06:30	WG2134682
(S) Toluene-d8	*98.1*		*80.0-120*		*09/19/2023 06:30*	WG2134682
(S) 4-Bromofluorobenzene	*97.9*		*77.0-126*		*09/19/2023 06:30*	WG2134682
(S) 1,2-Dichloroethane-d4	*103*		*70.0-130*		*09/19/2023 06:30*	WG2134682

Volatile Organic Compounds (GC/MS) by Method 8260D

Analyte	Result	Qualifier	RDL	Dilution	Analysis	Batch
	ug/l		ug/l		date / time	
Benzene	ND		1.00	1	09/19/2023 06:49	WG2134682
Toluene	ND		1.00	1	09/19/2023 06:49	WG2134682
Ethylbenzene	ND		1.00	1	09/19/2023 06:49	WG2134682
o-Xylene	ND		1.00	1	09/19/2023 06:49	WG2134682
m&p-Xylene	ND		2.00	1	09/19/2023 06:49	WG2134682
Total Xylenes	ND		3.00	1	09/19/2023 06:49	WG2134682
Methyl tert-butyl ether	ND		1.00	1	09/19/2023 06:49	WG2134682
Naphthalene	ND		5.00	1	09/19/2023 06:49	WG2134682
(S) Toluene-d8	*97.1*		*80.0-120*		*09/19/2023 06:49*	WG2134682
(S) 4-Bromofluorobenzene	*98.1*		*77.0-126*		*09/19/2023 06:49*	WG2134682
(S) 1,2-Dichloroethane-d4	*104*		*70.0-130*		*09/19/2023 06:49*	WG2134682

Volatile Organic Compounds (GC/MS) by Method 8260D

Analyte	Result	Qualifier	RDL	Dilution	Analysis	Batch
	ug/l		ug/l		date / time	
Benzene	ND		1.00	1	09/19/2023 07:09	WG2134682
Toluene	ND		1.00	1	09/19/2023 07:09	WG2134682
Ethylbenzene	ND		1.00	1	09/19/2023 07:09	WG2134682
o-Xylene	ND		1.00	1	09/19/2023 07:09	WG2134682
m&p-Xylene	ND		2.00	1	09/19/2023 07:09	WG2134682
Total Xylenes	ND		3.00	1	09/19/2023 07:09	WG2134682
Methyl tert-butyl ether	3.55		1.00	1	09/19/2023 07:09	WG2134682
Naphthalene	ND		5.00	1	09/19/2023 07:09	WG2134682
(S) Toluene-d8	*100*		*80.0-120*		*09/19/2023 07:09*	WG2134682
(S) 4-Bromofluorobenzene	*102*		*77.0-126*		*09/19/2023 07:09*	WG2134682
(S) 1,2-Dichloroethane-d4	*104*		*70.0-130*		*09/19/2023 07:09*	WG2134682

Volatile Organic Compounds (GC/MS) by Method 8260D

Analyte	Result	Qualifier	RDL	Dilution	Analysis	Batch
	ug/l		ug/l		date / time	
Benzene	ND		1.00	1	09/19/2023 07:29	WG2134682
Toluene	ND		1.00	1	09/19/2023 07:29	WG2134682
Ethylbenzene	ND		1.00	1	09/19/2023 07:29	WG2134682
o-Xylene	ND		1.00	1	09/19/2023 07:29	WG2134682
m&p-Xylene	ND		2.00	1	09/19/2023 07:29	WG2134682
Total Xylenes	ND		3.00	1	09/19/2023 07:29	WG2134682
Methyl tert-butyl ether	ND		1.00	1	09/19/2023 07:29	WG2134682
Naphthalene	ND		5.00	1	09/19/2023 07:29	WG2134682
(S) Toluene-d8	*91.4*		*80.0-120*		*09/19/2023 07:29*	WG2134682
(S) 4-Bromofluorobenzene	*98.6*		*77.0-126*		*09/19/2023 07:29*	WG2134682
(S) 1,2-Dichloroethane-d4	*104*		*70.0-130*		*09/19/2023 07:29*	WG2134682

Volatile Organic Compounds (GC/MS) by Method 8260D

Analyte	Result	Qualifier	RDL	Dilution	Analysis	Batch
	ug/l		ug/l		date / time	
Benzene	ND		1.00	1	09/19/2023 01:53	WG2134682
Toluene	ND		1.00	1	09/19/2023 01:53	WG2134682
Ethylbenzene	ND		1.00	1	09/19/2023 01:53	WG2134682
o-Xylene	ND		1.00	1	09/19/2023 01:53	WG2134682
m&p-Xylene	ND		2.00	1	09/19/2023 01:53	WG2134682
Total Xylenes	ND		3.00	1	09/19/2023 01:53	WG2134682
Methyl tert-butyl ether	ND		1.00	1	09/19/2023 01:53	WG2134682
Naphthalene	ND		5.00	1	09/19/2023 01:53	WG2134682
(S) Toluene-d8	*99.2*		*80.0-120*		*09/19/2023 01:53*	WG2134682
(S) 4-Bromofluorobenzene	*100*		*77.0-126*		*09/19/2023 01:53*	WG2134682
(S) 1,2-Dichloroethane-d4	*93.9*		*70.0-130*		*09/19/2023 01:53*	WG2134682

Volatile Organic Compounds (GC/MS) by Method 8260D

Analyte	Result	Qualifier	RDL	Dilution	Analysis	Batch
	ug/l		ug/l		date / time	
Benzene	ND		1.00	1	09/22/2023 01:32	WG2135029
Toluene	ND		1.00	1	09/22/2023 01:32	WG2135029
Ethylbenzene	ND		1.00	1	09/22/2023 01:32	WG2135029
o-Xylene	ND		1.00	1	09/22/2023 01:32	WG2135029
m&p-Xylene	ND		2.00	1	09/22/2023 01:32	WG2135029
Total Xylenes	ND		3.00	1	09/22/2023 01:32	WG2135029
Methyl tert-butyl ether	ND		1.00	1	09/22/2023 01:32	WG2135029
Naphthalene	ND		5.00	1	09/22/2023 01:32	WG2135029
(S) Toluene-d8	*105*		*80.0-120*		*09/22/2023 01:32*	WG2135029
(S) 4-Bromofluorobenzene	*100*		*77.0-126*		*09/22/2023 01:32*	WG2135029
(S) 1,2-Dichloroethane-d4	*106*		*70.0-130*		*09/22/2023 01:32*	WG2135029

Method Blank (MB)

(MB) R3974689-3 09/18/23 22:47

Analyte	MB Result ug/l	MB Qualifier	MB MDL ug/l	MB RDL ug/l
Benzene	U		0.0941	1.00
Toluene	U		0.278	1.00
Ethylbenzene	U		0.137	1.00
o-Xylene	U		0.174	1.00
m&p-Xylene	U		0.430	2.00
Total Xylenes	U		0.174	3.00
Methyl tert-butyl ether	U		0.101	1.00
Naphthalene	U		1.00	5.00
(S) Toluene-d8	*100*			*80.0-120*
(S) 4-Bromofluorobenzene	*101*			*77.0-126*
(S) 1,2-Dichloroethane-d4	*88.7*			*70.0-130*

Laboratory Control Sample (LCS) • Laboratory Control Sample Duplicate (LCSD)

(LCS) R3974689-1 09/18/23 21:08 • (LCSD) R3974689-2 09/18/23 21:28

Analyte	Spike Amount ug/l	LCS Result ug/l	LCSD Result ug/l	LCS Rec. %	LCSD Rec. %	Rec. Limits %	LCS Qualifier	LCSD Qualifier	RPD %	RPD Limits %
Benzene	5.00	5.32	5.05	106	101	70.0-130			5.21	20
Toluene	5.00	5.12	5.28	102	106	70.0-130			3.08	20
Ethylbenzene	5.00	4.70	4.83	94.0	96.6	70.0-130			2.73	20
o-Xylene	5.00	5.08	5.34	102	107	70.0-130			4.99	20
m&p-Xylene	10.0	10.5	10.8	105	108	70.0-130			2.82	20
Total Xylenes	15.0	15.6	16.1	104	107	70.0-130			3.15	20
Methyl tert-butyl ether	5.00	5.66	5.18	113	104	70.0-130			8.86	20
Naphthalene	5.00	5.28	5.05	106	101	70.0-130			4.45	20
(S) Toluene-d8				*96.6*	*101*	*80.0-120*				
(S) 4-Bromofluorobenzene				*98.6*	*103*	*77.0-126*				
(S) 1,2-Dichloroethane-d4				*100*	*91.4*	*70.0-130*				

Method Blank (MB)

(MB) R3976312-3 09/22/23 00:34

Analyte	MB Result ug/l	MB Qualifier	MB MDL ug/l	MB RDL ug/l
Benzene	U		0.0941	1.00
Toluene	U		0.278	1.00
Ethylbenzene	U		0.137	1.00
o-Xylene	U		0.174	1.00
m&p-Xylene	U		0.430	2.00
Total Xylenes	U		0.174	3.00
Methyl tert-butyl ether	U		0.101	1.00
Naphthalene	U		1.00	5.00
(S) Toluene-d8	*105*			*80.0-120*
(S) 4-Bromofluorobenzene	*102*			*77.0-126*
(S) 1,2-Dichloroethane-d4	*102*			*70.0-130*

Laboratory Control Sample (LCS) • Laboratory Control Sample Duplicate (LCSD)

(LCS) R3976312-1 09/21/23 23:28 • (LCSD) R3976312-2 09/21/23 23:51

Analyte	Spike Amount ug/l	LCS Result ug/l	LCSD Result ug/l	LCS Rec. %	LCSD Rec. %	Rec. Limits %	LCS Qualifier	LCSD Qualifier	RPD %	RPD Limits %
Benzene	5.00	5.00	5.69	100	114	70.0-130			12.9	20
Toluene	5.00	4.97	5.78	99.4	116	70.0-130			15.1	20
Ethylbenzene	5.00	4.86	5.82	97.2	116	70.0-130			18.0	20
o-Xylene	5.00	4.78	5.60	95.6	112	70.0-130			15.8	20
m&p-Xylene	10.0	9.88	11.5	98.8	115	70.0-130			15.2	20
Total Xylenes	15.0	14.7	17.1	98.0	114	70.0-130			15.1	20
Methyl tert-butyl ether	5.00	5.26	5.45	105	109	70.0-130			3.55	20
Naphthalene	5.00	4.68	5.12	93.6	102	70.0-130			8.98	20
(S) Toluene-d8				*104*	*107*	*80.0-120*				
(S) 4-Bromofluorobenzene				*97.6*	*99.6*	*77.0-126*				
(S) 1,2-Dichloroethane-d4				*103*	*105*	*70.0-130*				

GLOSSARY OF TERMS

Guide to Reading and Understanding Your Laboratory Report

The information below is designed to better explain the various terms used in your report of analytical results from the Laboratory. This is not intended as a comprehensive explanation, and if you have additional questions please contact your project representative.

Results Disclaimer - Information that may be provided by the customer, and contained within this report, include Permit Limits, Project Name, Sample ID, Sample Matrix, Sample Preservation, Field Blanks, Field Spikes, Field Duplicates, On-Site Data, Sampling Collection Dates/Times, and Sampling Location. Results relate to the accuracy of this information provided, and as the samples are received.

Abbreviations and Definitions

MDL	Method Detection Limit.
ND	Not detected at the Reporting Limit (or MDL where applicable).
RDL	Reported Detection Limit.
Rec.	Recovery.
RPD	Relative Percent Difference.
SDG	Sample Delivery Group.
(S)	Surrogate (Surrogate Standard) - Analytes added to every blank, sample, Laboratory Control Sample/Duplicate and Matrix Spike/Duplicate; used to evaluate analytical efficiency by measuring recovery. Surrogates are not expected to be detected in all environmental media.
U	Not detected at the Reporting Limit (or MDL where applicable).
Analyte	The name of the particular compound or analysis performed. Some Analyses and Methods will have multiple analytes reported.
Dilution	If the sample matrix contains an interfering material, the sample preparation volume or weight values differ from the standard, or if concentrations of analytes in the sample are higher than the highest limit of concentration that the laboratory can accurately report, the sample may be diluted for analysis. If a value different than 1 is used in this field, the result reported has already been corrected for this factor.
Limits	These are the target % recovery ranges or % difference value that the laboratory has historically determined as normal for the method and analyte being reported. Successful QC Sample analysis will target all analytes recovered or duplicated within these ranges.
Qualifier	This column provides a letter and/or number designation that corresponds to additional information concerning the result reported. If a Qualifier is present, a definition per Qualifier is provided within the Glossary and Definitions page and potentially a discussion of possible implications of the Qualifier in the Case Narrative if applicable.
Result	The actual analytical final result (corrected for any sample specific characteristics) reported for your sample. If there was no measurable result returned for a specific analyte, the result in this column may state “ND” (Not Detected) or “BDL” (Below Detectable Levels). The information in the results column should always be accompanied by either an MDL (Method Detection Limit) or RDL (Reporting Detection Limit) that defines the lowest value that the laboratory could detect or report for this analyte.
Uncertainty (Radiochemistry)	Confidence level of 2 sigma.
Case Narrative (Cn)	A brief discussion about the included sample results, including a discussion of any non-conformances to protocol observed either at sample receipt by the laboratory from the field or during the analytical process. If present, there will be a section in the Case Narrative to discuss the meaning of any data qualifiers used in the report.
Quality Control Summary (Qc)	This section of the report includes the results of the laboratory quality control analyses required by procedure or analytical methods to assist in evaluating the validity of the results reported for your samples. These analyses are not being performed on your samples typically, but on laboratory generated material.
Sample Chain of Custody (Sc)	This is the document created in the field when your samples were initially collected. This is used to verify the time and date of collection, the person collecting the samples, and the analyses that the laboratory is requested to perform. This chain of custody also documents all persons (excluding commercial shippers) that have had control or possession of the samples from the time of collection until delivery to the laboratory for analysis.
Sample Results (Sr)	This section of your report will provide the results of all testing performed on your samples. These results are provided by sample ID and are separated by the analyses performed on each sample. The header line of each analysis section for each sample will provide the name and method number for the analysis reported.
Sample Summary (Ss)	This section of the Analytical Report defines the specific analyses performed for each sample ID, including the dates and times of preparation and/or analysis.

Qualifier	Description
	The remainder of this page intentionally left blank, there are no qualifiers applied to this SDG.

ACCREDITATIONS & LOCATIONS

Pace Analytical National 12065 Lebanon Rd Mount Juliet, TN 37122

Alabama	40660	Nebraska	NE-OS-15-05
Alaska	17-026	Nevada	TN000032021-1
Arizona	AZ0612	New Hampshire	2975
Arkansas	88-0469	New Jersey–NELAP	TN002
California	2932	New Mexico [1]	TN00003
Colorado	TN00003	New York	11742
Connecticut	PH-0197	North Carolina	Env375
Florida	E87487	North Carolina [1]	DW21704
Georgia	NELAP	North Carolina [3]	41
Georgia [1]	923	North Dakota	R-140
Idaho	TN00003	Ohio–VAP	CL0069
Illinois	200008	Oklahoma	9915
Indiana	C-TN-01	Oregon	TN200002
Iowa	364	Pennsylvania	68-02979
Kansas	E-10277	Rhode Island	LAO000356
Kentucky [1 6]	KY90010	South Carolina	84004002
Kentucky [2]	16	South Dakota	n/a
Louisiana	AI30792	Tennessee [1 4]	2006
Louisiana	LA018	Texas	T104704245-20-18
Maine	TN00003	Texas [5]	LAB0152
Maryland	324	Utah	TN000032021-11
Massachusetts	M-TN003	Vermont	VT2006
Michigan	9958	Virginia	110033
Minnesota	047-999-395	Washington	C847
Mississippi	TN00003	West Virginia	233
Missouri	340	Wisconsin	998093910
Montana	CERT0086	Wyoming	A2LA
A2LA – ISO 17025	1461.01	AIHA-LAP,LLC EMLAP	100789
A2LA – ISO 17025 [5]	1461.02	DOD	1461.01
Canada	1461.01	USDA	P330-15-00234
EPA–Crypto	TN00003		

[1] Drinking Water [2] Underground Storage Tanks [3] Aquatic Toxicity [4] Chemical/Microbiological [5] Mold [6] Wastewater n/a Accreditation not applicable

* Not all certifications held by the laboratory are applicable to the results reported in the attached report.

* Accreditation is only applicable to the test methods specified on each scope of accreditation held by Pace Analytical.

Company Name/Address:
Kinder Morgan- Atlanta, GA

Ten 10th Street NW
Suite 1400
Atlanta. GA 30309

Billing Information:
Accounts Payable
1000 Windward Concourse
Ste 450
Alpharetta, GA 30005

Report to: **Bethany Garvey**

Email To: **bethany.garvey@jacobs.com;tom.wiley@jacobs**

Project Description: **Lewis Drive Surface Water**

City/State Collected: Belton, SC

Please Circle: PT MT CT (ET)

Phone: **404-751-5651**

Client Project #

Lab Project #: **KINCH2MGA-LEWIS**

Collected by (print): Alex Furness

Site/Facility ID #

P.O. #: **WD1070436**

Collected by (signature):

Immediately Packed on Ice N ___ Y X

Rush? (Lab MUST Be Notified)
___ Same Day ___ Five Day
___ Next Day ___ 5 Day (Rad Only)
___ Two Day ___ 10 Day (Rad Only)
___ Three Day

Quote #

Date Results Needed

Analysis / Container / Preservative

Pres Chk

Sample ID	Comp/Grab	Matrix *	Depth	Date	Time	No. of Cntrs	V8260BTEXMNSC 40mlAmb-HCl	V8260BTEXMNSC-TB 40mlAmb-HCl-Blk									Remarks	Sample # (lab only)
							X	X										
SW 11-091223		GW		9/12/23	0915	3	X											-01
SW 10-091223		GW			0930	3	X											-02
SW 09-091223		GW			0950	3	X											-03
SW 08-091223		GW			0955	3	X											-04
SW 04-091223		GW			1020	3	X											-05
SW 02-091223		GW			1025	3	X											-06
SW 14-091223		GW			1110	3	X											-07
TB-01		GW		✓	—	3	X	X										-08
SW 03-091223		GW		9/12/23	1050	3	X											-09
		GW				3	X											

Chain of Custody Page 1 of 1

Pace
PEOPLE ADVANCING SCIENCE

MT JULIET, TN

12065 Lebanon Rd Mount Juliet, TN 37122
Submitting a sample via this chain of custody constitutes acknowledgment and acceptance of the Pace Terms and Conditions found at: https://info.pacelabs.com/hubfs/pas-standard-terms.pdf

SDG # L1655909

A138

Acctnum: **KINCH2MGA**
Template: **T180503**
Prelogin: **P1023343**
PM: **526 - Chris McCord**
PB: 9/7/23 TLS
Shipped Via: **FedEX Priority**

* Matrix:
SS - Soil **AIR** - Air **F** - Filter
GW - Groundwater **B** - Bioassay
WW - WasteWater
DW - Drinking Water
OT - Other_____

Remarks:V8260BTEXMNSC = BTEX, Naphthalene, MTBE

pH _____ Temp _____
Flow _____ Other _____

Samples returned via:
__ UPS __ FedEx __ Courier _____

Tracking # 6643 4302 8652

Sample Receipt Checklist

COC Seal Present/Intact:	NP	Y / N
COC Signed/Accurate:		Y / N
Bottles arrive intact:		Y / N
Correct bottles used:		Y / N
Sufficient volume sent:		Y / N
If Applicable		
VOA Zero Headspace:		Y / N
Preservation Correct/Checked:		Y / N
RAD Screen <0.5 mR/hr:		Y / N

Relinquished by : (Signature)	Date:	Time:	Received by: (Signature)	Trip Blank Received: Yes / No HCL / MeoH TBR
	9/13/23	1700		
Relinquished by : (Signature)	Date:	Time:	Received by: (Signature)	Temp: °C Bottles Received: ORAS 3.5+0=3.5
Relinquished by : (Signature)	Date:	Time:	Received for lab by: (Signature)	Date: 9-14-23 Time: 8:45

If preservation required by Login: Date/Time

Hold:

Condition: NCF / OK

ANALYTICAL REPORT

November 03, 2023

Kinder Morgan- Atlanta, GA

Sample Delivery Group:	L1669692
Samples Received:	10/24/2023
Project Number:	
Description:	Lewis Drive SW
Site:	KM_LEWIS DR
Report To:	Bethany Garvey Ten 10th Street NW Suite 1400 Atlanta, GA 30309

Entire Report Reviewed By:

Chris McCord
Project Manager

Results relate only to the items tested or calibrated and are reported as rounded values. This test report shall not be reproduced, except in full, without written approval of the laboratory. Where applicable, sampling conducted by Pace Analytical National is performed per guidance provided in laboratory standard operating procedures ENV-SOP-MTJL-0067 and ENV-SOP-MTJL-0068. Where sampling conducted by the customer, results relate to the accuracy of the information provided, and as the samples are received.

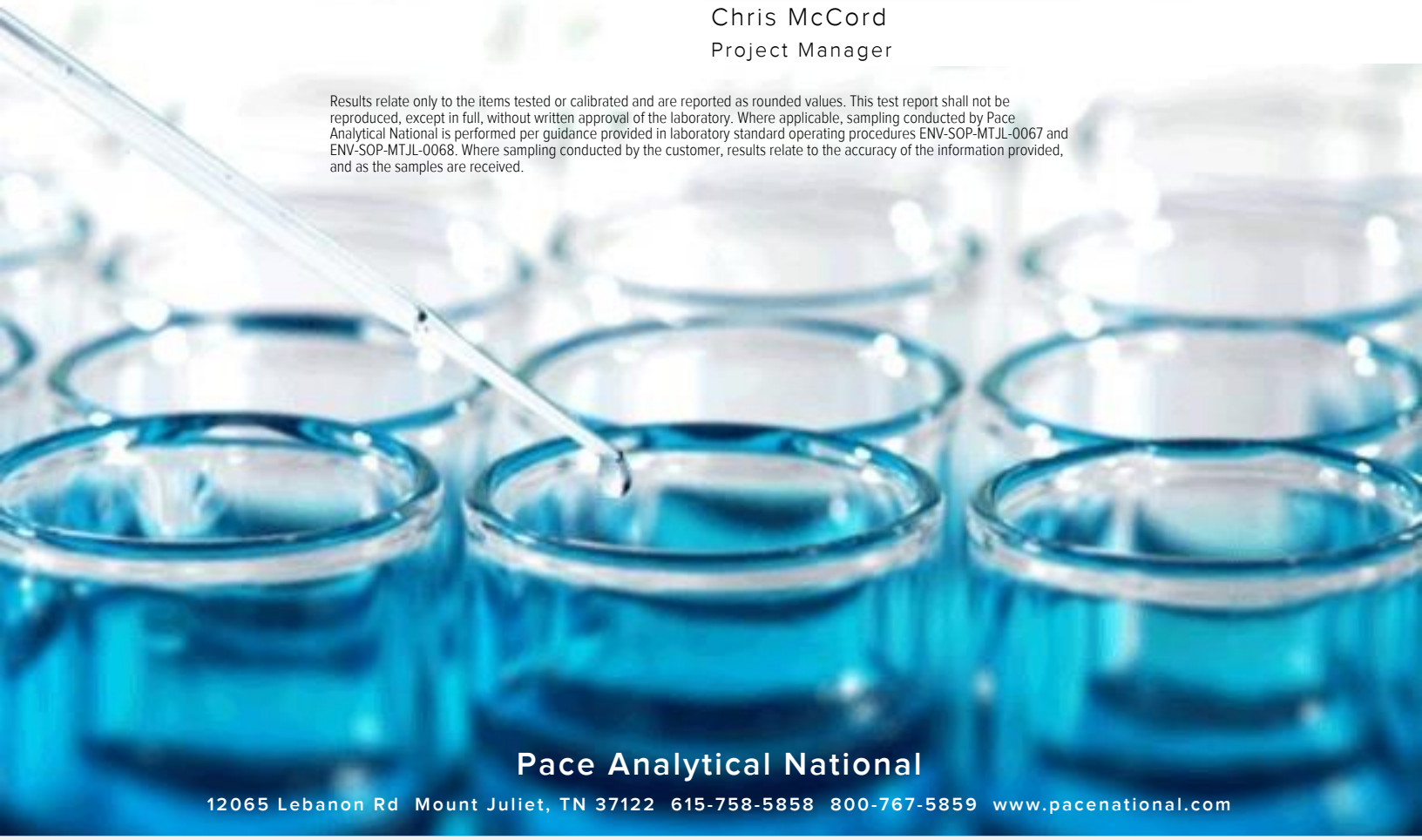

TABLE OF CONTENTS

Cp: Cover Page 1

Tc: Table of Contents 2

Ss: Sample Summary 3

Cn: Case Narrative 5

Sr: Sample Results 6

SW11-102323 L1669692-01 6

SW10-102323 L1669692-02 7

SW09-102323 L1669692-03 8

SW08-102323 L1669692-04 9

SW04-102323 L1669692-05 10

SW02-102323 L1669692-06 11

SW03-102323 L1669692-07 12

SW14-102323 L1669692-08 13

TB-01 L1669692-09 14

Qc: Quality Control Summary 15

Volatile Organic Compounds (GC/MS) by Method 8260D 15

Gl: Glossary of Terms 16

Al: Accreditations & Locations 17

Sc: Sample Chain of Custody 18

SW11-102323 L1669692-01 GW

Collected by: Alex F. | Collected date/time: 10/23/23 09:55 | Received date/time: 10/24/23 09:00

Method	Batch	Dilution	Preparation date/time	Analysis date/time	Analyst	Location
Volatile Organic Compounds (GC/MS) by Method 8260D	WG2159886	1	10/28/23 15:09	10/28/23 15:09	ACG	Mt. Juliet, TN

SW10-102323 L1669692-02 GW

Collected by: Alex F. | Collected date/time: 10/23/23 10:05 | Received date/time: 10/24/23 09:00

Method	Batch	Dilution	Preparation date/time	Analysis date/time	Analyst	Location
Volatile Organic Compounds (GC/MS) by Method 8260D	WG2159886	1	10/28/23 15:28	10/28/23 15:28	ACG	Mt. Juliet, TN

SW09-102323 L1669692-03 GW

Collected by: Alex F. | Collected date/time: 10/23/23 10:10 | Received date/time: 10/24/23 09:00

Method	Batch	Dilution	Preparation date/time	Analysis date/time	Analyst	Location
Volatile Organic Compounds (GC/MS) by Method 8260D	WG2159886	1	10/28/23 15:48	10/28/23 15:48	ACG	Mt. Juliet, TN

SW08-102323 L1669692-04 GW

Collected by: Alex F. | Collected date/time: 10/23/23 10:30 | Received date/time: 10/24/23 09:00

Method	Batch	Dilution	Preparation date/time	Analysis date/time	Analyst	Location
Volatile Organic Compounds (GC/MS) by Method 8260D	WG2159886	1	10/28/23 16:08	10/28/23 16:08	ACG	Mt. Juliet, TN

SW04-102323 L1669692-05 GW

Collected by: Alex F. | Collected date/time: 10/23/23 10:45 | Received date/time: 10/24/23 09:00

Method	Batch	Dilution	Preparation date/time	Analysis date/time	Analyst	Location
Volatile Organic Compounds (GC/MS) by Method 8260D	WG2159886	1	10/28/23 16:27	10/28/23 16:27	ACG	Mt. Juliet, TN

SW02-102323 L1669692-06 GW

Collected by: Alex F. | Collected date/time: 10/23/23 10:50 | Received date/time: 10/24/23 09:00

Method	Batch	Dilution	Preparation date/time	Analysis date/time	Analyst	Location
Volatile Organic Compounds (GC/MS) by Method 8260D	WG2159886	1	10/28/23 16:47	10/28/23 16:47	ACG	Mt. Juliet, TN

SW03-102323 L1669692-07 GW

Collected by: Alex F. | Collected date/time: 10/23/23 11:00 | Received date/time: 10/24/23 09:00

Method	Batch	Dilution	Preparation date/time	Analysis date/time	Analyst	Location
Volatile Organic Compounds (GC/MS) by Method 8260D	WG2159886	1	10/28/23 17:07	10/28/23 17:07	ACG	Mt. Juliet, TN

SW14-102323 L1669692-08 GW

Collected by: Alex F. | Collected date/time: 10/23/23 11:20 | Received date/time: 10/24/23 09:00

Method	Batch	Dilution	Preparation date/time	Analysis date/time	Analyst	Location
Volatile Organic Compounds (GC/MS) by Method 8260D	WG2159886	1	10/28/23 17:26	10/28/23 17:26	ACG	Mt. Juliet, TN

SAMPLE SUMMARY

TB-01 L1669692-09 GW

Collected by: Alex F.
Collected date/time: 10/23/23 00:00
Received date/time: 10/24/23 09:00

Method	Batch	Dilution	Preparation date/time	Analysis date/time	Analyst	Location
Volatile Organic Compounds (GC/MS) by Method 8260D	WG2159886	1	10/28/23 13:49	10/28/23 13:49	ACG	Mt. Juliet, TN

CASE NARRATIVE

All sample aliquots were received at the correct temperature, in the proper containers, with the appropriate preservatives, and within method specified holding times, unless qualified or notated within the report. Where applicable, all MDL (LOD) and RDL (LOQ) values reported for environmental samples have been corrected for the dilution factor used in the analysis. All Method and Batch Quality Control are within established criteria except where addressed in this case narrative, a non-conformance form or properly qualified within the sample results. By my digital signature below, I affirm to the best of my knowledge, all problems/anomalies observed by the laboratory as having the potential to affect the quality of the data have been identified by the laboratory, and no information or data have been knowingly withheld that would affect the quality of the data.



Chris McCord
Project Manager

Volatile Organic Compounds (GC/MS) by Method 8260D

Analyte	Result ug/l	Qualifier	RDL ug/l	Dilution	Analysis date / time	Batch
Benzene	ND		1.00	1	10/28/2023 15:09	WG2159886
Toluene	ND		1.00	1	10/28/2023 15:09	WG2159886
Ethylbenzene	ND		1.00	1	10/28/2023 15:09	WG2159886
o-Xylene	ND		1.00	1	10/28/2023 15:09	WG2159886
m&p-Xylene	ND		2.00	1	10/28/2023 15:09	WG2159886
Total Xylenes	ND		3.00	1	10/28/2023 15:09	WG2159886
Methyl tert-butyl ether	ND		1.00	1	10/28/2023 15:09	WG2159886
Naphthalene	ND		5.00	1	10/28/2023 15:09	WG2159886
(S) Toluene-d8	*94.4*		*80.0-120*		*10/28/2023 15:09*	WG2159886
(S) 4-Bromofluorobenzene	*98.4*		*77.0-126*		*10/28/2023 15:09*	WG2159886
(S) 1,2-Dichloroethane-d4	*106*		*70.0-130*		*10/28/2023 15:09*	WG2159886

Volatile Organic Compounds (GC/MS) by Method 8260D

Analyte	Result	Qualifier	RDL	Dilution	Analysis	Batch
	ug/l		ug/l		date / time	
Benzene	ND		1.00	1	10/28/2023 15:28	WG2159886
Toluene	ND		1.00	1	10/28/2023 15:28	WG2159886
Ethylbenzene	ND		1.00	1	10/28/2023 15:28	WG2159886
o-Xylene	ND		1.00	1	10/28/2023 15:28	WG2159886
m&p-Xylene	ND		2.00	1	10/28/2023 15:28	WG2159886
Total Xylenes	ND		3.00	1	10/28/2023 15:28	WG2159886
Methyl tert-butyl ether	ND		1.00	1	10/28/2023 15:28	WG2159886
Naphthalene	ND		5.00	1	10/28/2023 15:28	WG2159886
(S) Toluene-d8	*95.7*		*80.0-120*		*10/28/2023 15:28*	WG2159886
(S) 4-Bromofluorobenzene	*98.6*		*77.0-126*		*10/28/2023 15:28*	WG2159886
(S) 1,2-Dichloroethane-d4	*102*		*70.0-130*		*10/28/2023 15:28*	WG2159886

Volatile Organic Compounds (GC/MS) by Method 8260D

Analyte	Result	Qualifier	RDL	Dilution	Analysis	Batch
	ug/l		ug/l		date / time	
Benzene	ND		1.00	1	10/28/2023 15:48	WG2159886
Toluene	ND		1.00	1	10/28/2023 15:48	WG2159886
Ethylbenzene	ND		1.00	1	10/28/2023 15:48	WG2159886
o-Xylene	ND		1.00	1	10/28/2023 15:48	WG2159886
m&p-Xylene	ND		2.00	1	10/28/2023 15:48	WG2159886
Total Xylenes	ND		3.00	1	10/28/2023 15:48	WG2159886
Methyl tert-butyl ether	ND		1.00	1	10/28/2023 15:48	WG2159886
Naphthalene	ND		5.00	1	10/28/2023 15:48	WG2159886
(S) Toluene-d8	*101*		*80.0-120*		*10/28/2023 15:48*	WG2159886
(S) 4-Bromofluorobenzene	*103*		*77.0-126*		*10/28/2023 15:48*	WG2159886
(S) 1,2-Dichloroethane-d4	*105*		*70.0-130*		*10/28/2023 15:48*	WG2159886

Volatile Organic Compounds (GC/MS) by Method 8260D

Analyte	Result	Qualifier	RDL	Dilution	Analysis	Batch
	ug/l		ug/l		date / time	
Benzene	ND		1.00	1	10/28/2023 16:08	WG2159886
Toluene	ND		1.00	1	10/28/2023 16:08	WG2159886
Ethylbenzene	ND		1.00	1	10/28/2023 16:08	WG2159886
o-Xylene	ND		1.00	1	10/28/2023 16:08	WG2159886
m&p-Xylene	ND		2.00	1	10/28/2023 16:08	WG2159886
Total Xylenes	ND		3.00	1	10/28/2023 16:08	WG2159886
Methyl tert-butyl ether	ND		1.00	1	10/28/2023 16:08	WG2159886
Naphthalene	ND		5.00	1	10/28/2023 16:08	WG2159886
(S) Toluene-d8	*96.4*		*80.0-120*		*10/28/2023 16:08*	WG2159886
(S) 4-Bromofluorobenzene	*96.4*		*77.0-126*		*10/28/2023 16:08*	WG2159886
(S) 1,2-Dichloroethane-d4	*104*		*70.0-130*		*10/28/2023 16:08*	WG2159886

Volatile Organic Compounds (GC/MS) by Method 8260D

Analyte	Result	Qualifier	RDL	Dilution	Analysis	Batch
	ug/l		ug/l		date / time	
Benzene	ND		1.00	1	10/28/2023 16:27	WG2159886
Toluene	ND		1.00	1	10/28/2023 16:27	WG2159886
Ethylbenzene	ND		1.00	1	10/28/2023 16:27	WG2159886
o-Xylene	ND		1.00	1	10/28/2023 16:27	WG2159886
m&p-Xylene	ND		2.00	1	10/28/2023 16:27	WG2159886
Total Xylenes	ND		3.00	1	10/28/2023 16:27	WG2159886
Methyl tert-butyl ether	1.11		1.00	1	10/28/2023 16:27	WG2159886
Naphthalene	ND		5.00	1	10/28/2023 16:27	WG2159886
(S) Toluene-d8	*98.3*		*80.0-120*		*10/28/2023 16:27*	WG2159886
(S) 4-Bromofluorobenzene	*99.9*		*77.0-126*		*10/28/2023 16:27*	WG2159886
(S) 1,2-Dichloroethane-d4	*109*		*70.0-130*		*10/28/2023 16:27*	WG2159886

Volatile Organic Compounds (GC/MS) by Method 8260D

Analyte	Result	Qualifier	RDL	Dilution	Analysis	Batch
	ug/l		ug/l		date / time	
Benzene	ND		1.00	1	10/28/2023 16:47	WG2159886
Toluene	ND		1.00	1	10/28/2023 16:47	WG2159886
Ethylbenzene	ND		1.00	1	10/28/2023 16:47	WG2159886
o-Xylene	ND		1.00	1	10/28/2023 16:47	WG2159886
m&p-Xylene	ND		2.00	1	10/28/2023 16:47	WG2159886
Total Xylenes	ND		3.00	1	10/28/2023 16:47	WG2159886
Methyl tert-butyl ether	3.14		1.00	1	10/28/2023 16:47	WG2159886
Naphthalene	ND		5.00	1	10/28/2023 16:47	WG2159886
(S) Toluene-d8	*96.5*		*80.0-120*		*10/28/2023 16:47*	WG2159886
(S) 4-Bromofluorobenzene	*98.0*		*77.0-126*		*10/28/2023 16:47*	WG2159886
(S) 1,2-Dichloroethane-d4	*98.3*		*70.0-130*		*10/28/2023 16:47*	WG2159886

Volatile Organic Compounds (GC/MS) by Method 8260D

Analyte	Result	Qualifier	RDL	Dilution	Analysis	Batch
	ug/l		ug/l		date / time	
Benzene	ND		1.00	1	10/28/2023 17:07	WG2159886
Toluene	ND		1.00	1	10/28/2023 17:07	WG2159886
Ethylbenzene	ND		1.00	1	10/28/2023 17:07	WG2159886
o-Xylene	ND		1.00	1	10/28/2023 17:07	WG2159886
m&p-Xylene	ND		2.00	1	10/28/2023 17:07	WG2159886
Total Xylenes	ND		3.00	1	10/28/2023 17:07	WG2159886
Methyl tert-butyl ether	ND		1.00	1	10/28/2023 17:07	WG2159886
Naphthalene	ND		5.00	1	10/28/2023 17:07	WG2159886
(S) Toluene-d8	*95.1*		*80.0-120*		*10/28/2023 17:07*	WG2159886
(S) 4-Bromofluorobenzene	*97.5*		*77.0-126*		*10/28/2023 17:07*	WG2159886
(S) 1,2-Dichloroethane-d4	*100*		*70.0-130*		*10/28/2023 17:07*	WG2159886

Volatile Organic Compounds (GC/MS) by Method 8260D

Analyte	Result	Qualifier	RDL	Dilution	Analysis	Batch
	ug/l		ug/l		date / time	
Benzene	ND		1.00	1	10/28/2023 17:26	WG2159886
Toluene	ND		1.00	1	10/28/2023 17:26	WG2159886
Ethylbenzene	ND		1.00	1	10/28/2023 17:26	WG2159886
o-Xylene	ND		1.00	1	10/28/2023 17:26	WG2159886
m&p-Xylene	ND		2.00	1	10/28/2023 17:26	WG2159886
Total Xylenes	ND		3.00	1	10/28/2023 17:26	WG2159886
Methyl tert-butyl ether	ND		1.00	1	10/28/2023 17:26	WG2159886
Naphthalene	ND		5.00	1	10/28/2023 17:26	WG2159886
(S) Toluene-d8	*95.3*		*80.0-120*		*10/28/2023 17:26*	WG2159886
(S) 4-Bromofluorobenzene	*97.4*		*77.0-126*		*10/28/2023 17:26*	WG2159886
(S) 1,2-Dichloroethane-d4	*104*		*70.0-130*		*10/28/2023 17:26*	WG2159886

Volatile Organic Compounds (GC/MS) by Method 8260D

Analyte	Result	Qualifier	RDL	Dilution	Analysis	Batch
	ug/l		ug/l		date / time	
Benzene	ND		1.00	1	10/28/2023 13:49	WG2159886
Toluene	ND		1.00	1	10/28/2023 13:49	WG2159886
Ethylbenzene	ND		1.00	1	10/28/2023 13:49	WG2159886
o-Xylene	ND		1.00	1	10/28/2023 13:49	WG2159886
m&p-Xylene	ND		2.00	1	10/28/2023 13:49	WG2159886
Total Xylenes	ND		3.00	1	10/28/2023 13:49	WG2159886
Methyl tert-butyl ether	ND		1.00	1	10/28/2023 13:49	WG2159886
Naphthalene	ND		5.00	1	10/28/2023 13:49	WG2159886
(S) Toluene-d8	*96.6*		*80.0-120*		*10/28/2023 13:49*	WG2159886
(S) 4-Bromofluorobenzene	*98.6*		*77.0-126*		*10/28/2023 13:49*	WG2159886
(S) 1,2-Dichloroethane-d4	*103*		*70.0-130*		*10/28/2023 13:49*	WG2159886

Method Blank (MB)

(MB) R3992675-3 10/28/23 11:25

Analyte	MB Result ug/l	MB Qualifier	MB MDL ug/l	MB RDL ug/l
Benzene	U		0.0941	1.00
Toluene	U		0.278	1.00
Ethylbenzene	U		0.137	1.00
o-Xylene	U		0.174	1.00
m&p-Xylene	U		0.430	2.00
Total Xylenes	U		0.174	3.00
Methyl tert-butyl ether	U		0.101	1.00
Naphthalene	U		1.00	5.00
(S) Toluene-d8	*95.1*			*80.0-120*
(S) 4-Bromofluorobenzene	*98.4*			*77.0-126*
(S) 1,2-Dichloroethane-d4	*101*			*70.0-130*

Laboratory Control Sample (LCS) • Laboratory Control Sample Duplicate (LCSD)

(LCS) R3992675-1 10/28/23 10:07 • (LCSD) R3992675-2 10/28/23 10:26

Analyte	Spike Amount ug/l	LCS Result ug/l	LCSD Result ug/l	LCS Rec. %	LCSD Rec. %	Rec. Limits %	LCS Qualifier	LCSD Qualifier	RPD %	RPD Limits %
Benzene	5.00	6.13	5.71	123	114	70.0-130			7.09	20
Toluene	5.00	5.71	5.45	114	109	70.0-130			4.66	20
Ethylbenzene	5.00	5.13	5.03	103	101	70.0-130			1.97	20
o-Xylene	5.00	5.08	4.83	102	96.6	70.0-130			5.05	20
m&p-Xylene	10.0	10.7	10.6	107	106	70.0-130			0.939	20
Total Xylenes	15.0	15.8	15.4	105	103	70.0-130			2.56	20
Methyl tert-butyl ether	5.00	5.50	5.30	110	106	70.0-130			3.70	20
Naphthalene	5.00	5.53	5.68	111	114	70.0-130			2.68	20
(S) Toluene-d8				*94.3*	*93.3*	*80.0-120*				
(S) 4-Bromofluorobenzene				*98.6*	*98.4*	*77.0-126*				
(S) 1,2-Dichloroethane-d4				*104*	*103*	*70.0-130*				

GLOSSARY OF TERMS

Guide to Reading and Understanding Your Laboratory Report

The information below is designed to better explain the various terms used in your report of analytical results from the Laboratory. This is not intended as a comprehensive explanation, and if you have additional questions please contact your project representative.

Results Disclaimer - Information that may be provided by the customer, and contained within this report, include Permit Limits, Project Name, Sample ID, Sample Matrix, Sample Preservation, Field Blanks, Field Spikes, Field Duplicates, On-Site Data, Sampling Collection Dates/Times, and Sampling Location. Results relate to the accuracy of this information provided, and as the samples are received.

Abbreviations and Definitions

MDL	Method Detection Limit.
ND	Not detected at the Reporting Limit (or MDL where applicable).
RDL	Reported Detection Limit.
Rec.	Recovery.
RPD	Relative Percent Difference.
SDG	Sample Delivery Group.
(S)	Surrogate (Surrogate Standard) - Analytes added to every blank, sample, Laboratory Control Sample/Duplicate and Matrix Spike/Duplicate; used to evaluate analytical efficiency by measuring recovery. Surrogates are not expected to be detected in all environmental media.
U	Not detected at the Reporting Limit (or MDL where applicable).
Analyte	The name of the particular compound or analysis performed. Some Analyses and Methods will have multiple analytes reported.
Dilution	If the sample matrix contains an interfering material, the sample preparation volume or weight values differ from the standard, or if concentrations of analytes in the sample are higher than the highest limit of concentration that the laboratory can accurately report, the sample may be diluted for analysis. If a value different than 1 is used in this field, the result reported has already been corrected for this factor.
Limits	These are the target % recovery ranges or % difference value that the laboratory has historically determined as normal for the method and analyte being reported. Successful QC Sample analysis will target all analytes recovered or duplicated within these ranges.
Qualifier	This column provides a letter and/or number designation that corresponds to additional information concerning the result reported. If a Qualifier is present, a definition per Qualifier is provided within the Glossary and Definitions page and potentially a discussion of possible implications of the Qualifier in the Case Narrative if applicable.
Result	The actual analytical final result (corrected for any sample specific characteristics) reported for your sample. If there was no measurable result returned for a specific analyte, the result in this column may state “ND” (Not Detected) or “BDL” (Below Detectable Levels). The information in the results column should always be accompanied by either an MDL (Method Detection Limit) or RDL (Reporting Detection Limit) that defines the lowest value that the laboratory could detect or report for this analyte.
Uncertainty (Radiochemistry)	Confidence level of 2 sigma.
Case Narrative (Cn)	A brief discussion about the included sample results, including a discussion of any non-conformances to protocol observed either at sample receipt by the laboratory from the field or during the analytical process. If present, there will be a section in the Case Narrative to discuss the meaning of any data qualifiers used in the report.
Quality Control Summary (Qc)	This section of the report includes the results of the laboratory quality control analyses required by procedure or analytical methods to assist in evaluating the validity of the results reported for your samples. These analyses are not being performed on your samples typically, but on laboratory generated material.
Sample Chain of Custody (Sc)	This is the document created in the field when your samples were initially collected. This is used to verify the time and date of collection, the person collecting the samples, and the analyses that the laboratory is requested to perform. This chain of custody also documents all persons (excluding commercial shippers) that have had control or possession of the samples from the time of collection until delivery to the laboratory for analysis.
Sample Results (Sr)	This section of your report will provide the results of all testing performed on your samples. These results are provided by sample ID and are separated by the analyses performed on each sample. The header line of each analysis section for each sample will provide the name and method number for the analysis reported.
Sample Summary (Ss)	This section of the Analytical Report defines the specific analyses performed for each sample ID, including the dates and times of preparation and/or analysis.

Qualifier	Description
	The remainder of this page intentionally left blank, there are no qualifiers applied to this SDG.

ACCREDITATIONS & LOCATIONS

Pace Analytical National 12065 Lebanon Rd Mount Juliet, TN 37122

Alabama	40660	Nebraska	NE-OS-15-05
Alaska	17-026	Nevada	TN000032021-1
Arizona	AZ0612	New Hampshire	2975
Arkansas	88-0469	New Jersey–NELAP	TN002
California	2932	New Mexico [1]	TN00003
Colorado	TN00003	New York	11742
Connecticut	PH-0197	North Carolina	Env375
Florida	E87487	North Carolina [1]	DW21704
Georgia	NELAP	North Carolina [3]	41
Georgia [1]	923	North Dakota	R-140
Idaho	TN00003	Ohio–VAP	CL0069
Illinois	200008	Oklahoma	9915
Indiana	C-TN-01	Oregon	TN200002
Iowa	364	Pennsylvania	68-02979
Kansas	E-10277	Rhode Island	LAO000356
Kentucky [1 6]	KY90010	South Carolina	84004002
Kentucky [2]	16	South Dakota	n/a
Louisiana	AI30792	Tennessee [1 4]	2006
Louisiana	LA018	Texas	T104704245-20-18
Maine	TN00003	Texas [5]	LAB0152
Maryland	324	Utah	TN000032021-11
Massachusetts	M-TN003	Vermont	VT2006
Michigan	9958	Virginia	110033
Minnesota	047-999-395	Washington	C847
Mississippi	TN00003	West Virginia	233
Missouri	340	Wisconsin	998093910
Montana	CERT0086	Wyoming	A2LA
A2LA – ISO 17025	1461.01	AIHA-LAP,LLC EMLAP	100789
A2LA – ISO 17025 [5]	1461.02	DOD	1461.01
Canada	1461.01	USDA	P330-15-00234
EPA–Crypto	TN00003		

[1] Drinking Water [2] Underground Storage Tanks [3] Aquatic Toxicity [4] Chemical/Microbiological [5] Mold [6] Wastewater n/a Accreditation not applicable

* Not all certifications held by the laboratory are applicable to the results reported in the attached report.

* Accreditation is only applicable to the test methods specified on each scope of accreditation held by Pace Analytical.

Company Name/Address:
Kinder Morgan- Atlanta, GA

Ten 10th Street NW
Suite 1400
Atlanta. GA 30309

Billing Information:
Accounts Payable
1000 Windward Concourse
Ste 450
Alpharetta, GA 30005

Pres Chk: X

Report to: Bethany Garvey

Email To: bethany.garvey@jacobs.com

Project Description: ~~Double Mountain~~ Lewis Drive SW

City/State Collected: Belton, SC

Please Circle: PT MT CT ET

Phone: 770-604-9182

Client Project #

Lab Project # KINCH2MGA-~~DBT~~LEWIS

Collected by (print): Alex Furness

Site/Facility ID # KM-LEWIS DR ~~DOUBLE MOUNTAIN~~

P.O. # ~~WD1075984~~ WD1070336

Collected by (signature):

Immediately Packed on Ice N ___ Y X

Rush? (Lab MUST Be Notified)
___ Same Day ___ Five Day
___ Next Day ___ 5 Day (Rad Only)
___ Two Day ___ 10 Day (Rad Only)
___ Three Day

Date Results Needed

Quote #

Analysis / Container / Preservative

Sample ID	Comp/Grab	Matrix *	Depth	Date	Time	No. of Cntrs	V8260BTEX 40mlAmb-HCl	Remarks	Sample # (lab only)
SW11-102323		GW		10/23/23	0955	3	X		-01
SW10-102323		GW			1005	3	X		-02
SW09-102323		GW			1010	3	X		-03
SW08-102323		GW			1030	3	X		-04
SW04-102323		GW			1045	3	X		-05
SW02-102323		GW			1050	3	X		-06
SW03-102323		GW			1100	3	X		-07
SW14-102323		GW		"	1120	3	X		-08
TB-01		GW		10/23/23	—	3	X		-09
		GW							

Chain of Custody Page 1 of 1

Pace
PEOPLE ADVANCING SCIENCE

MT JULIET, TN
12065 Lebanon Rd Mount Juliet, TN 37122
Submitting a sample via this chain of custody constitutes acknowledgment and acceptance of the Pace Terms and Conditions found at: https://info.pacelabs.com/hubfs/pas-standard-terms.pdf

SDG # 166992
A006

Acctnum: KINCH2MGA
Template: T151329
Prelogin: P1029373
PM: 526 - Chris McCord
PB: 10/5/23 cam

Shipped Via: FedEX 2nd Day

* Matrix:
SS - Soil AIR - Air F - Filter
GW - Groundwater B - Bioassay
WW - WasteWater
DW - Drinking Water
OT - Other_____

Remarks:

pH _____ Temp _____
Flow _____ Other _____

Samples returned via:
__ UPS __ FedEx __ Courier _____

Tracking # 7074 8794 4412

Sample Receipt Checklist
COC Seal Present/Intact: __NP Y N
COC Signed/Accurate: Y N
Bottles arrive intact: Y N
Correct bottles used: Y N
Sufficient volume sent: Y N
If Applicable
VOA Zero Headspace: __ N
Preservation Correct/Checked: __ N
RAD Screen <0.5 mR/hr: __ N

Relinquished by : (Signature)	Date:	Time:	Received by: (Signature)
	10/23/23	1700	
Relinquished by : (Signature)	Date:	Time:	Received by: (Signature)
Relinquished by : (Signature)	Date:	Time:	Received for lab by: (Signature)

Trip Blank Received: Yes / No
HCL / MeoH
TBR

Temp: °C Bottles Received:
CEAB 3.9+0=3.9

Date: 10/24/23 Time: 9:00

If preservation required by Login: Date/Time

Hold:

Condition: NCF / OK

ANALYTICAL REPORT

December 01, 2023

Kinder Morgan- Atlanta, GA

Sample Delivery Group:	L1679654
Samples Received:	11/17/2023
Project Number:	
Description:	Lewis Drive Surface Water
Site:	KM_LEWISDR
Report To:	Bethany Garvey Ten 10th Street NW Suite 1400 Atlanta, GA 30309

Entire Report Reviewed By:

Chris McCord
Project Manager

Results relate only to the items tested or calibrated and are reported as rounded values. This test report shall not be reproduced, except in full, without written approval of the laboratory. Where applicable, sampling conducted by Pace Analytical National is performed per guidance provided in laboratory standard operating procedures ENV-SOP-MTJL-0067 and ENV-SOP-MTJL-0068. Where sampling conducted by the customer, results relate to the accuracy of the information provided, and as the samples are received.

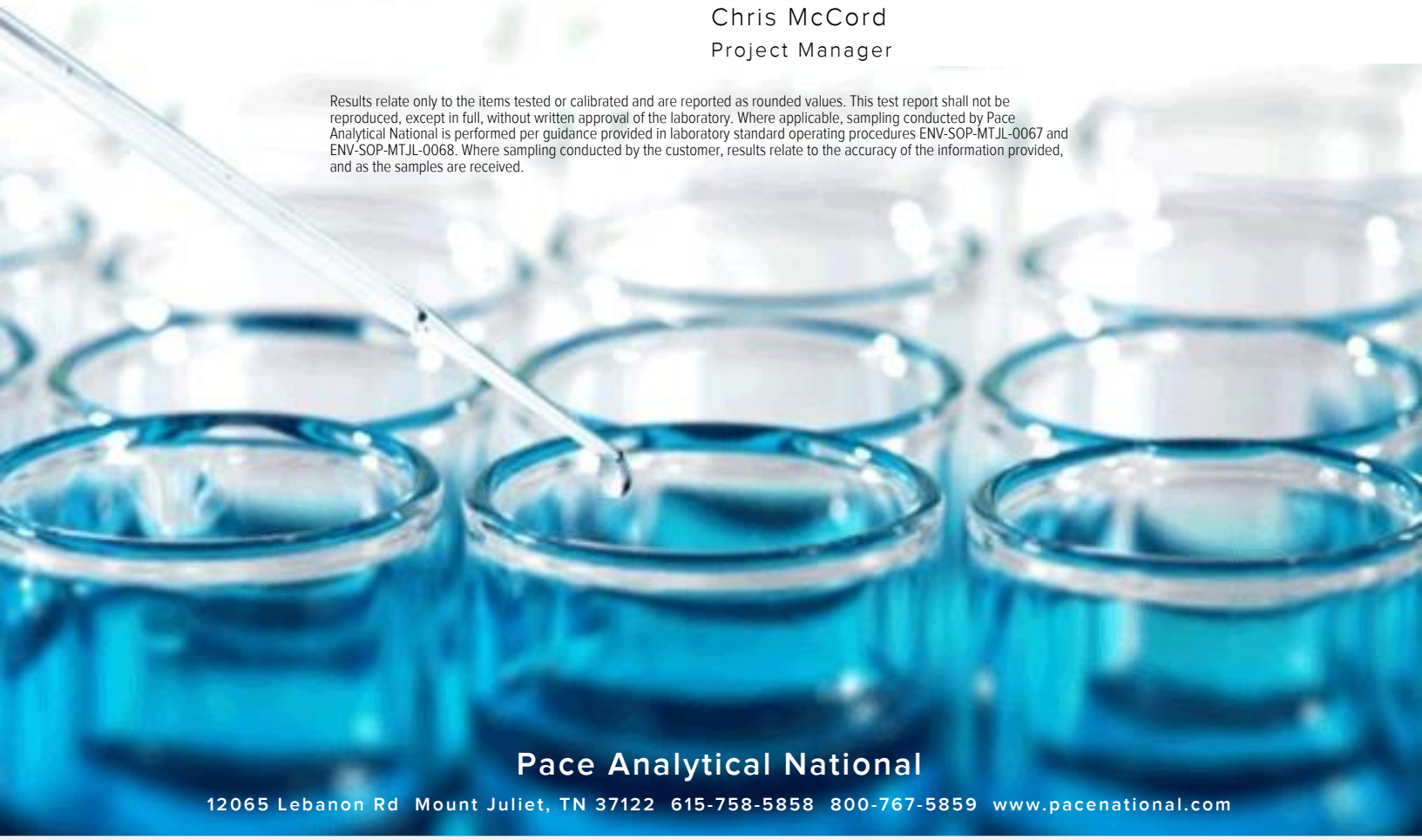

TABLE OF CONTENTS

Cp: Cover Page 1

Tc: Table of Contents 2

Ss: Sample Summary 3

Cn: Case Narrative 5

Sr: Sample Results 6

SW11-111623 L1679654-01 6

SW10-111623 L1679654-02 7

SW09-111623 L1679654-03 8

SW08-111623 L1679654-04 9

SW04-111623 L1679654-05 10

SW02-111623 L1679654-06 11

SW03-111623 L1679654-07 12

SW14-111623 L1679654-08 13

TB-01-111623 L1679654-09 14

Qc: Quality Control Summary 15

Volatile Organic Compounds (GC/MS) by Method 8260D 15

Gl: Glossary of Terms 16

Al: Accreditations & Locations 17

Sc: Sample Chain of Custody 18

SAMPLE SUMMARY

SW11-111623 L1679654-01 GW

Collected by: Alea F | Collected date/time: 11/16/23 11:15 | Received date/time: 11/17/23 09:00

Method	Batch	Dilution	Preparation date/time	Analysis date/time	Analyst	Location
Volatile Organic Compounds (GC/MS) by Method 8260D	WG2176686	1	11/23/23 05:02	11/23/23 05:02	JCP	Mt. Juliet, TN

SW10-111623 L1679654-02 GW

Collected by: Alea F | Collected date/time: 11/16/23 11:30 | Received date/time: 11/17/23 09:00

Method	Batch	Dilution	Preparation date/time	Analysis date/time	Analyst	Location
Volatile Organic Compounds (GC/MS) by Method 8260D	WG2176686	1	11/23/23 05:24	11/23/23 05:24	JCP	Mt. Juliet, TN

SW09-111623 L1679654-03 GW

Collected by: Alea F | Collected date/time: 11/16/23 11:40 | Received date/time: 11/17/23 09:00

Method	Batch	Dilution	Preparation date/time	Analysis date/time	Analyst	Location
Volatile Organic Compounds (GC/MS) by Method 8260D	WG2176686	1	11/23/23 05:46	11/23/23 05:46	JCP	Mt. Juliet, TN

SW08-111623 L1679654-04 GW

Collected by: Alea F | Collected date/time: 11/16/23 11:50 | Received date/time: 11/17/23 09:00

Method	Batch	Dilution	Preparation date/time	Analysis date/time	Analyst	Location
Volatile Organic Compounds (GC/MS) by Method 8260D	WG2176686	1	11/23/23 06:08	11/23/23 06:08	JCP	Mt. Juliet, TN

SW04-111623 L1679654-05 GW

Collected by: Alea F | Collected date/time: 11/16/23 12:15 | Received date/time: 11/17/23 09:00

Method	Batch	Dilution	Preparation date/time	Analysis date/time	Analyst	Location
Volatile Organic Compounds (GC/MS) by Method 8260D	WG2176686	1	11/23/23 06:30	11/23/23 06:30	JCP	Mt. Juliet, TN

SW02-111623 L1679654-06 GW

Collected by: Alea F | Collected date/time: 11/16/23 12:20 | Received date/time: 11/17/23 09:00

Method	Batch	Dilution	Preparation date/time	Analysis date/time	Analyst	Location
Volatile Organic Compounds (GC/MS) by Method 8260D	WG2176686	1	11/23/23 06:53	11/23/23 06:53	JCP	Mt. Juliet, TN

SW03-111623 L1679654-07 GW

Collected by: Alea F | Collected date/time: 11/16/23 13:50 | Received date/time: 11/17/23 09:00

Method	Batch	Dilution	Preparation date/time	Analysis date/time	Analyst	Location
Volatile Organic Compounds (GC/MS) by Method 8260D	WG2176686	1	11/23/23 07:15	11/23/23 07:15	JCP	Mt. Juliet, TN

SW14-111623 L1679654-08 GW

Collected by: Alea F | Collected date/time: 11/16/23 14:15 | Received date/time: 11/17/23 09:00

Method	Batch	Dilution	Preparation date/time	Analysis date/time	Analyst	Location
Volatile Organic Compounds (GC/MS) by Method 8260D	WG2176686	1	11/23/23 07:37	11/23/23 07:37	JCP	Mt. Juliet, TN

SAMPLE SUMMARY

TB-01-111623 L1679654-09 GW

Collected by: Alea F
Collected date/time: 11/16/23 16:30
Received date/time: 11/17/23 09:00

Method	Batch	Dilution	Preparation date/time	Analysis date/time	Analyst	Location
Volatile Organic Compounds (GC/MS) by Method 8260D	WG2176686	1	11/23/23 01:43	11/23/23 01:43	JCP	Mt. Juliet, TN

CASE NARRATIVE

All sample aliquots were received at the correct temperature, in the proper containers, with the appropriate preservatives, and within method specified holding times, unless qualified or notated within the report. Where applicable, all MDL (LOD) and RDL (LOQ) values reported for environmental samples have been corrected for the dilution factor used in the analysis. All Method and Batch Quality Control are within established criteria except where addressed in this case narrative, a non-conformance form or properly qualified within the sample results. By my digital signature below, I affirm to the best of my knowledge, all problems/anomalies observed by the laboratory as having the potential to affect the quality of the data have been identified by the laboratory, and no information or data have been knowingly withheld that would affect the quality of the data.



Chris McCord
Project Manager

Volatile Organic Compounds (GC/MS) by Method 8260D

Analyte	Result	Qualifier	RDL	Dilution	Analysis	Batch
	ug/l		ug/l		date / time	
Benzene	ND		1.00	1	11/23/2023 05:02	WG2176686
Toluene	ND		1.00	1	11/23/2023 05:02	WG2176686
Ethylbenzene	ND		1.00	1	11/23/2023 05:02	WG2176686
o-Xylene	ND		1.00	1	11/23/2023 05:02	WG2176686
m&p-Xylene	ND		2.00	1	11/23/2023 05:02	WG2176686
Total Xylenes	ND		3.00	1	11/23/2023 05:02	WG2176686
Methyl tert-butyl ether	ND	C3	1.00	1	11/23/2023 05:02	WG2176686
Naphthalene	ND		5.00	1	11/23/2023 05:02	WG2176686
(S) Toluene-d8	*103*		*80.0-120*		*11/23/2023 05:02*	WG2176686
(S) 4-Bromofluorobenzene	*84.9*		*77.0-126*		*11/23/2023 05:02*	WG2176686
(S) 1,2-Dichloroethane-d4	*91.9*		*70.0-130*		*11/23/2023 05:02*	WG2176686

Volatile Organic Compounds (GC/MS) by Method 8260D

Analyte	Result	Qualifier	RDL	Dilution	Analysis	Batch
	ug/l		ug/l		date / time	
Benzene	ND		1.00	1	11/23/2023 05:24	WG2176686
Toluene	ND		1.00	1	11/23/2023 05:24	WG2176686
Ethylbenzene	ND		1.00	1	11/23/2023 05:24	WG2176686
o-Xylene	ND		1.00	1	11/23/2023 05:24	WG2176686
m&p-Xylene	ND		2.00	1	11/23/2023 05:24	WG2176686
Total Xylenes	ND		3.00	1	11/23/2023 05:24	WG2176686
Methyl tert-butyl ether	ND	C3	1.00	1	11/23/2023 05:24	WG2176686
Naphthalene	ND		5.00	1	11/23/2023 05:24	WG2176686
(S) Toluene-d8	*102*		*80.0-120*		*11/23/2023 05:24*	WG2176686
(S) 4-Bromofluorobenzene	*81.6*		*77.0-126*		*11/23/2023 05:24*	WG2176686
(S) 1,2-Dichloroethane-d4	*104*		*70.0-130*		*11/23/2023 05:24*	WG2176686

Volatile Organic Compounds (GC/MS) by Method 8260D

Analyte	Result	Qualifier	RDL	Dilution	Analysis	Batch
	ug/l		ug/l		date / time	
Benzene	ND		1.00	1	11/23/2023 05:46	WG2176686
Toluene	ND		1.00	1	11/23/2023 05:46	WG2176686
Ethylbenzene	ND		1.00	1	11/23/2023 05:46	WG2176686
o-Xylene	ND		1.00	1	11/23/2023 05:46	WG2176686
m&p-Xylene	ND		2.00	1	11/23/2023 05:46	WG2176686
Total Xylenes	ND		3.00	1	11/23/2023 05:46	WG2176686
Methyl tert-butyl ether	ND	C3	1.00	1	11/23/2023 05:46	WG2176686
Naphthalene	ND		5.00	1	11/23/2023 05:46	WG2176686
(S) Toluene-d8	*101*		*80.0-120*		*11/23/2023 05:46*	WG2176686
(S) 4-Bromofluorobenzene	*84.1*		*77.0-126*		*11/23/2023 05:46*	WG2176686
(S) 1,2-Dichloroethane-d4	*92.9*		*70.0-130*		*11/23/2023 05:46*	WG2176686

Volatile Organic Compounds (GC/MS) by Method 8260D

Analyte	Result	Qualifier	RDL	Dilution	Analysis	Batch
	ug/l		ug/l		date / time	
Benzene	ND		1.00	1	11/23/2023 06:08	WG2176686
Toluene	ND		1.00	1	11/23/2023 06:08	WG2176686
Ethylbenzene	ND		1.00	1	11/23/2023 06:08	WG2176686
o-Xylene	ND		1.00	1	11/23/2023 06:08	WG2176686
m&p-Xylene	ND		2.00	1	11/23/2023 06:08	WG2176686
Total Xylenes	ND		3.00	1	11/23/2023 06:08	WG2176686
Methyl tert-butyl ether	ND	C3	1.00	1	11/23/2023 06:08	WG2176686
Naphthalene	ND		5.00	1	11/23/2023 06:08	WG2176686
(S) Toluene-d8	*104*		*80.0-120*		*11/23/2023 06:08*	WG2176686
(S) 4-Bromofluorobenzene	*81.6*		*77.0-126*		*11/23/2023 06:08*	WG2176686
(S) 1,2-Dichloroethane-d4	*91.1*		*70.0-130*		*11/23/2023 06:08*	WG2176686

Volatile Organic Compounds (GC/MS) by Method 8260D

Analyte	Result	Qualifier	RDL	Dilution	Analysis	Batch
	ug/l		ug/l		date / time	
Benzene	ND		1.00	1	11/23/2023 06:30	WG2176686
Toluene	ND		1.00	1	11/23/2023 06:30	WG2176686
Ethylbenzene	ND		1.00	1	11/23/2023 06:30	WG2176686
o-Xylene	ND		1.00	1	11/23/2023 06:30	WG2176686
m&p-Xylene	ND		2.00	1	11/23/2023 06:30	WG2176686
Total Xylenes	ND		3.00	1	11/23/2023 06:30	WG2176686
Methyl tert-butyl ether	ND	C3	1.00	1	11/23/2023 06:30	WG2176686
Naphthalene	ND		5.00	1	11/23/2023 06:30	WG2176686
(S) Toluene-d8	*103*		*80.0-120*		*11/23/2023 06:30*	WG2176686
(S) 4-Bromofluorobenzene	*82.3*		*77.0-126*		*11/23/2023 06:30*	WG2176686
(S) 1,2-Dichloroethane-d4	*92.4*		*70.0-130*		*11/23/2023 06:30*	WG2176686

Volatile Organic Compounds (GC/MS) by Method 8260D

Analyte	Result	Qualifier	RDL	Dilution	Analysis	Batch
	ug/l		ug/l		date / time	
Benzene	6.73		1.00	1	11/23/2023 06:53	WG2176686
Toluene	ND		1.00	1	11/23/2023 06:53	WG2176686
Ethylbenzene	ND		1.00	1	11/23/2023 06:53	WG2176686
o-Xylene	ND		1.00	1	11/23/2023 06:53	WG2176686
m&p-Xylene	ND		2.00	1	11/23/2023 06:53	WG2176686
Total Xylenes	ND		3.00	1	11/23/2023 06:53	WG2176686
Methyl tert-butyl ether	2.40	C3	1.00	1	11/23/2023 06:53	WG2176686
Naphthalene	ND		5.00	1	11/23/2023 06:53	WG2176686
(S) Toluene-d8	*105*		*80.0-120*		*11/23/2023 06:53*	WG2176686
(S) 4-Bromofluorobenzene	*86.3*		*77.0-126*		*11/23/2023 06:53*	WG2176686
(S) 1,2-Dichloroethane-d4	*86.5*		*70.0-130*		*11/23/2023 06:53*	WG2176686

Volatile Organic Compounds (GC/MS) by Method 8260D

Analyte	Result	Qualifier	RDL	Dilution	Analysis	Batch
	ug/l		ug/l		date / time	
Benzene	ND		1.00	1	11/23/2023 07:15	WG2176686
Toluene	ND		1.00	1	11/23/2023 07:15	WG2176686
Ethylbenzene	ND		1.00	1	11/23/2023 07:15	WG2176686
o-Xylene	ND		1.00	1	11/23/2023 07:15	WG2176686
m&p-Xylene	ND		2.00	1	11/23/2023 07:15	WG2176686
Total Xylenes	ND		3.00	1	11/23/2023 07:15	WG2176686
Methyl tert-butyl ether	ND	C3	1.00	1	11/23/2023 07:15	WG2176686
Naphthalene	ND		5.00	1	11/23/2023 07:15	WG2176686
(S) Toluene-d8	*100*		*80.0-120*		*11/23/2023 07:15*	WG2176686
(S) 4-Bromofluorobenzene	*85.0*		*77.0-126*		*11/23/2023 07:15*	WG2176686
(S) 1,2-Dichloroethane-d4	*87.7*		*70.0-130*		*11/23/2023 07:15*	WG2176686

Volatile Organic Compounds (GC/MS) by Method 8260D

Analyte	Result	Qualifier	RDL	Dilution	Analysis	Batch
	ug/l		ug/l		date / time	
Benzene	ND		1.00	1	11/23/2023 07:37	WG2176686
Toluene	ND		1.00	1	11/23/2023 07:37	WG2176686
Ethylbenzene	ND		1.00	1	11/23/2023 07:37	WG2176686
o-Xylene	ND		1.00	1	11/23/2023 07:37	WG2176686
m&p-Xylene	ND		2.00	1	11/23/2023 07:37	WG2176686
Total Xylenes	ND		3.00	1	11/23/2023 07:37	WG2176686
Methyl tert-butyl ether	ND	C3	1.00	1	11/23/2023 07:37	WG2176686
Naphthalene	ND		5.00	1	11/23/2023 07:37	WG2176686
(S) Toluene-d8	*103*		*80.0-120*		*11/23/2023 07:37*	WG2176686
(S) 4-Bromofluorobenzene	*81.5*		*77.0-126*		*11/23/2023 07:37*	WG2176686
(S) 1,2-Dichloroethane-d4	*90.1*		*70.0-130*		*11/23/2023 07:37*	WG2176686

Volatile Organic Compounds (GC/MS) by Method 8260D

Analyte	Result	Qualifier	RDL	Dilution	Analysis	Batch
	ug/l		ug/l		date / time	
Benzene	ND		1.00	1	11/23/2023 01:43	WG2176686
Toluene	ND		1.00	1	11/23/2023 01:43	WG2176686
Ethylbenzene	ND		1.00	1	11/23/2023 01:43	WG2176686
o-Xylene	ND		1.00	1	11/23/2023 01:43	WG2176686
m&p-Xylene	ND		2.00	1	11/23/2023 01:43	WG2176686
Total Xylenes	ND		3.00	1	11/23/2023 01:43	WG2176686
Methyl tert-butyl ether	ND	C3	1.00	1	11/23/2023 01:43	WG2176686
Naphthalene	ND		5.00	1	11/23/2023 01:43	WG2176686
(S) Toluene-d8	*102*		*80.0-120*		*11/23/2023 01:43*	WG2176686
(S) 4-Bromofluorobenzene	*87.1*		*77.0-126*		*11/23/2023 01:43*	WG2176686
(S) 1,2-Dichloroethane-d4	*95.1*		*70.0-130*		*11/23/2023 01:43*	WG2176686

Method Blank (MB)

(MB) R4004825-2 11/23/23 01:13

Analyte	MB Result ug/l	MB Qualifier	MB MDL ug/l	MB RDL ug/l
Benzene	U		0.0941	1.00
Toluene	U		0.278	1.00
Ethylbenzene	U		0.137	1.00
o-Xylene	U		0.174	1.00
m&p-Xylene	U		0.430	2.00
Total Xylenes	U		0.174	3.00
Methyl tert-butyl ether	U		0.101	1.00
Naphthalene	U		1.00	5.00
(S) Toluene-d8	*104*			*80.0-120*
(S) 4-Bromofluorobenzene	*83.6*			*77.0-126*
(S) 1,2-Dichloroethane-d4	*90.2*			*70.0-130*

Laboratory Control Sample (LCS)

(LCS) R4004825-1 11/23/23 00:28

Analyte	Spike Amount ug/l	LCS Result ug/l	LCS Rec. %	Rec. Limits %	LCS Qualifier
Benzene	5.00	4.37	87.4	70.0-130	
Toluene	5.00	5.31	106	70.0-130	
Ethylbenzene	5.00	4.30	86.0	70.0-130	
o-Xylene	5.00	4.62	92.4	70.0-130	
m&p-Xylene	10.0	9.78	97.8	70.0-130	
Total Xylenes	15.0	14.4	96.0	70.0-130	
Methyl tert-butyl ether	5.00	3.84	76.8	70.0-130	
Naphthalene	5.00	4.31	86.2	70.0-130	
(S) Toluene-d8			*103*	*80.0-120*	
(S) 4-Bromofluorobenzene			*94.6*	*77.0-126*	
(S) 1,2-Dichloroethane-d4			*86.5*	*70.0-130*	

GLOSSARY OF TERMS

Guide to Reading and Understanding Your Laboratory Report

The information below is designed to better explain the various terms used in your report of analytical results from the Laboratory. This is not intended as a comprehensive explanation, and if you have additional questions please contact your project representative.

Results Disclaimer - Information that may be provided by the customer, and contained within this report, include Permit Limits, Project Name, Sample ID, Sample Matrix, Sample Preservation, Field Blanks, Field Spikes, Field Duplicates, On-Site Data, Sampling Collection Dates/Times, and Sampling Location. Results relate to the accuracy of this information provided, and as the samples are received.

Abbreviations and Definitions

MDL	Method Detection Limit.
ND	Not detected at the Reporting Limit (or MDL where applicable).
RDL	Reported Detection Limit.
Rec.	Recovery.
RPD	Relative Percent Difference.
SDG	Sample Delivery Group.
(S)	Surrogate (Surrogate Standard) - Analytes added to every blank, sample, Laboratory Control Sample/Duplicate and Matrix Spike/Duplicate; used to evaluate analytical efficiency by measuring recovery. Surrogates are not expected to be detected in all environmental media.
U	Not detected at the Reporting Limit (or MDL where applicable).
Analyte	The name of the particular compound or analysis performed. Some Analyses and Methods will have multiple analytes reported.
Dilution	If the sample matrix contains an interfering material, the sample preparation volume or weight values differ from the standard, or if concentrations of analytes in the sample are higher than the highest limit of concentration that the laboratory can accurately report, the sample may be diluted for analysis. If a value different than 1 is used in this field, the result reported has already been corrected for this factor.
Limits	These are the target % recovery ranges or % difference value that the laboratory has historically determined as normal for the method and analyte being reported. Successful QC Sample analysis will target all analytes recovered or duplicated within these ranges.
Qualifier	This column provides a letter and/or number designation that corresponds to additional information concerning the result reported. If a Qualifier is present, a definition per Qualifier is provided within the Glossary and Definitions page and potentially a discussion of possible implications of the Qualifier in the Case Narrative if applicable.
Result	The actual analytical final result (corrected for any sample specific characteristics) reported for your sample. If there was no measurable result returned for a specific analyte, the result in this column may state “ND” (Not Detected) or “BDL” (Below Detectable Levels). The information in the results column should always be accompanied by either an MDL (Method Detection Limit) or RDL (Reporting Detection Limit) that defines the lowest value that the laboratory could detect or report for this analyte.
Uncertainty (Radiochemistry)	Confidence level of 2 sigma.
Case Narrative (Cn)	A brief discussion about the included sample results, including a discussion of any non-conformances to protocol observed either at sample receipt by the laboratory from the field or during the analytical process. If present, there will be a section in the Case Narrative to discuss the meaning of any data qualifiers used in the report.
Quality Control Summary (Qc)	This section of the report includes the results of the laboratory quality control analyses required by procedure or analytical methods to assist in evaluating the validity of the results reported for your samples. These analyses are not being performed on your samples typically, but on laboratory generated material.
Sample Chain of Custody (Sc)	This is the document created in the field when your samples were initially collected. This is used to verify the time and date of collection, the person collecting the samples, and the analyses that the laboratory is requested to perform. This chain of custody also documents all persons (excluding commercial shippers) that have had control or possession of the samples from the time of collection until delivery to the laboratory for analysis.
Sample Results (Sr)	This section of your report will provide the results of all testing performed on your samples. These results are provided by sample ID and are separated by the analyses performed on each sample. The header line of each analysis section for each sample will provide the name and method number for the analysis reported.
Sample Summary (Ss)	This section of the Analytical Report defines the specific analyses performed for each sample ID, including the dates and times of preparation and/or analysis.

Qualifier	Description
C3	The reported concentration is an estimate. The continuing calibration standard associated with this data responded low. Method sensitivity check is acceptable.

ACCREDITATIONS & LOCATIONS

Pace Analytical National 12065 Lebanon Rd Mount Juliet, TN 37122

Alabama	40660	Nebraska	NE-OS-15-05
Alaska	17-026	Nevada	TN000032021-1
Arizona	AZ0612	New Hampshire	2975
Arkansas	88-0469	New Jersey–NELAP	TN002
California	2932	New Mexico [1]	TN00003
Colorado	TN00003	New York	11742
Connecticut	PH-0197	North Carolina	Env375
Florida	E87487	North Carolina [1]	DW21704
Georgia	NELAP	North Carolina [3]	41
Georgia [1]	923	North Dakota	R-140
Idaho	TN00003	Ohio–VAP	CL0069
Illinois	200008	Oklahoma	9915
Indiana	C-TN-01	Oregon	TN200002
Iowa	364	Pennsylvania	68-02979
Kansas	E-10277	Rhode Island	LAO000356
Kentucky [1 6]	KY90010	South Carolina	84004002
Kentucky [2]	16	South Dakota	n/a
Louisiana	AI30792	Tennessee [1 4]	2006
Louisiana	LA018	Texas	T104704245-20-18
Maine	TN00003	Texas [5]	LAB0152
Maryland	324	Utah	TN000032021-11
Massachusetts	M-TN003	Vermont	VT2006
Michigan	9958	Virginia	110033
Minnesota	047-999-395	Washington	C847
Mississippi	TN00003	West Virginia	233
Missouri	340	Wisconsin	998093910
Montana	CERT0086	Wyoming	A2LA
A2LA – ISO 17025	1461.01	AIHA-LAP,LLC EMLAP	100789
A2LA – ISO 17025 [5]	1461.02	DOD	1461.01
Canada	1461.01	USDA	P330-15-00234
EPA–Crypto	TN00003		

[1] Drinking Water [2] Underground Storage Tanks [3] Aquatic Toxicity [4] Chemical/Microbiological [5] Mold [6] Wastewater n/a Accreditation not applicable

* Not all certifications held by the laboratory are applicable to the results reported in the attached report.

* Accreditation is only applicable to the test methods specified on each scope of accreditation held by Pace Analytical.

Company Name/Address:
Kinder Morgan- Atlanta, GA

Ten 10th Street NW
Suite 1400
Atlanta. GA 30309

Billing Information:
Accounts Payable
1000 Windward Concourse
Ste 450
Alpharetta, GA 30005

Report to:
Bethany Garvey

Email To:
bethany.garvey@jacobs.com;tom.wiley@jacobs

Project Description:
Lewis Drive Surface Water

City/State Collected: Belton, SC

Please Circle: PT MT CT ET

Phone: **404-751-5651**

Client Project #

Lab Project #
KINCH2MGA-LEWIS

Collected by (print):
Alex Furness

Site/Facility ID #
KM_LEWISDR

P.O. #
WD1070436

Collected by (signature):

Immediately Packed on Ice N ___ Y X

Rush? (Lab MUST Be Notified)
___ Same Day ___ Five Day
___ Next Day ___ 5 Day (Rad Only)
___ Two Day ___ 10 Day (Rad Only)
___ Three Day

Date Results Needed

Quote #

Pres Chk

Analysis / Container / Preservative

Sample ID	Comp/Grab	Matrix *	Depth	Date	Time	No. of Cntrs	V8260BTEXMNSC 40ml/Amb-HCl	T.P Blue									Remarks	Sample # (lab only)
							X	X										
SW11-111623		GW		11/16/23	1115	3	X											-01
SW10-111623		GW			1130	3	X											-02
SW09-111623		GW			1140	3	X											-03
SW08-111623		GW			1150	3	X											-04
SW04-111623		GW			1215	3	X											-05
SW02-111623		GW			1220	3	X											-06
SW03-111623		GW			1350	3	X											-07
SW14-111623		GW			1415	3	X											-08
TB-01-111623		GW		11/16/23	1630	3	X	X										-09
		GW				3	X											

Chain of Custody Page 1 of 1

Pace
PEOPLE ADVANCING SCIENCE

MT JULIET, TN

12065 Lebanon Rd Mount Juliet, TN 37122
Submitting a sample via this chain of custody constitutes acknowledgment and acceptance of the Pace Terms and Conditions found at: https://info.pacelabs.com/hubfs/pas-standard-terms.pdf

SDG # L1679654
E162

Acctnum: **KINCH2MGA**
Template: **T241756**
Prelogin: **P1036755**
PM: **526 - Chris McCord**
PB: **11/10/23 CAM**
Shipped Via: **FedEX Ground**

* Matrix:
SS - Soil **AIR** - Air **F** - Filter
GW - Groundwater **B** - Bioassay
WW - WasteWater
DW - Drinking Water
OT - Other_____

Remarks:

pH _____ Temp _____
Flow _____ Other _____

Samples returned via:
__ UPS __ FedEx __ Courier _____

Tracking # 7123 3302 9198

Sample Receipt Checklist
COC Seal Present/Intact: __NP X Y __N
COC Signed/Accurate: X Y __N
Bottles arrive intact: X Y __N
Correct bottles used: X Y __N
Sufficient volume sent: X Y __N
If Applicable
VOA Zero Headspace: X Y __N
Preservation Correct/Checked: X Y __N
RAD Screen <0.5 mR/hr: X Y __N

Relinquished by : (Signature)	Date:	Time:	Received by: (Signature)	Trip Blank Received: Yes / No HCL / MeoH TBR	If preservation required by Login: Date/Time
	11/16/23	1730			
Relinquished by : (Signature)	Date:	Time:	Received by: (Signature)	Temp: 1.8+3 °C 2.3+0=2.3 Bottles Received: 24	
Relinquished by : (Signature)	Date:	Time:	Received for lab by: (Signature)	Date: 11.17.23 Time: 0900	Hold: / Condition: NCF / OK

ANALYTICAL REPORT

January 04, 2024

Kinder Morgan- Atlanta, GA

Sample Delivery Group:	L1689764
Samples Received:	12/20/2023
Project Number:	
Description:	Lewis Drive Surface Water
Site:	KM_LEWISDR
Report To:	Bethany Garvey Ten 10th Street NW Suite 1400 Atlanta, GA 30309

Entire Report Reviewed By:

Chris McCord
Project Manager

Results relate only to the items tested or calibrated and are reported as rounded values. This test report shall not be reproduced, except in full, without written approval of the laboratory. Where applicable, sampling conducted by Pace Analytical National is performed per guidance provided in laboratory standard operating procedures ENV-SOP-MTJL-0067 and ENV-SOP-MTJL-0068. Where sampling conducted by the customer, results relate to the accuracy of the information provided, and as the samples are received.

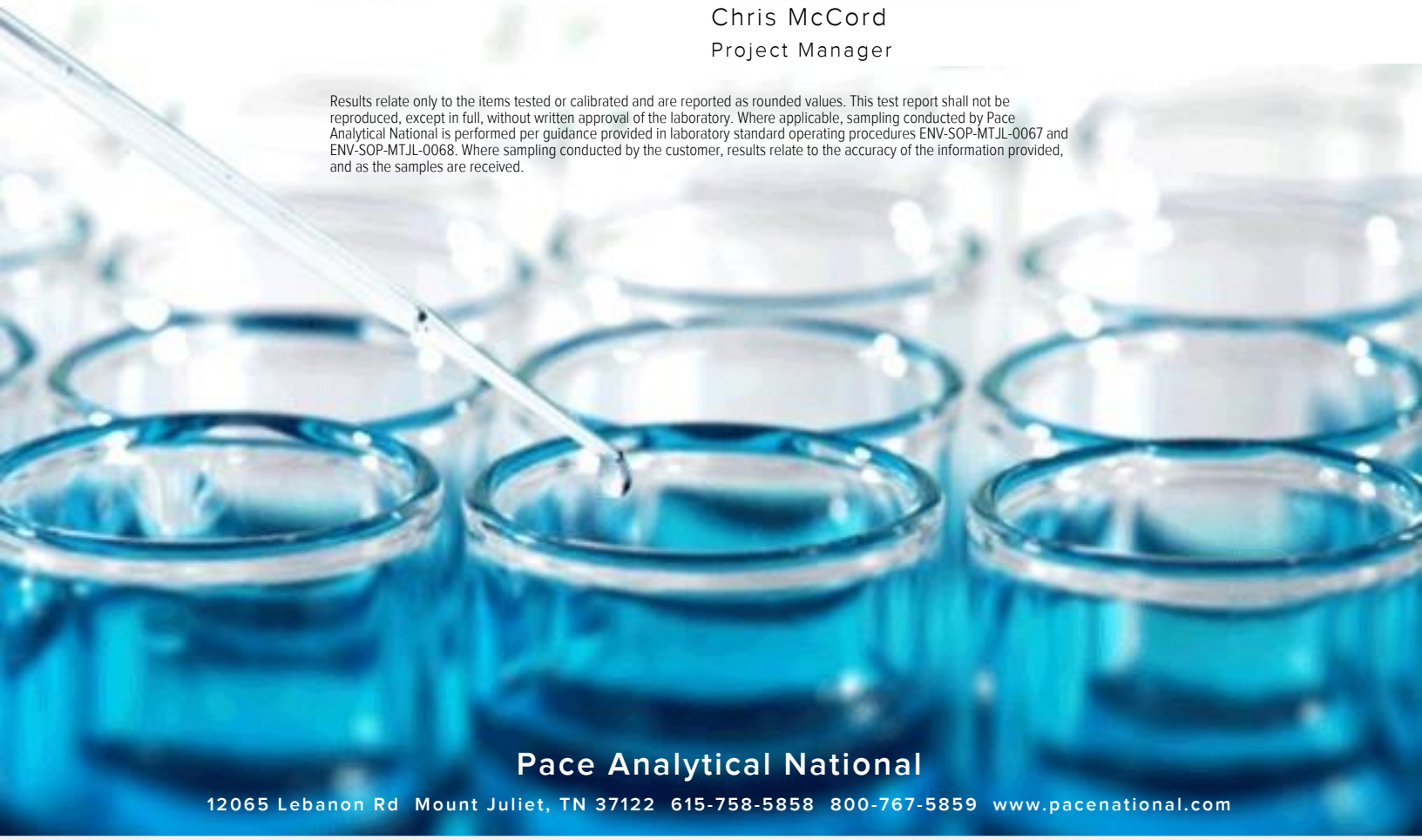

Pace Analytical National
12065 Lebanon Rd Mount Juliet, TN 37122 615-758-5858 800-767-5859 www.pacenational.com

TABLE OF CONTENTS

Cp: Cover Page 1

Tc: Table of Contents 2

Ss: Sample Summary 3

Cn: Case Narrative 5

Sr: Sample Results 6

SW11-121823 L1689764-01 6

SW10-121823 L1689764-02 7

SW09-121823 L1689764-03 8

SW08-121823 L1689764-04 9

SW04-121823 L1689764-05 10

SW02-121823 L1689764-06 11

SW03-121823 L1689764-07 12

SW14-121823 L1689764-08 13

TB-01 L1689764-09 14

Qc: Quality Control Summary 15

Volatile Organic Compounds (GC/MS) by Method 8260D 15

Gl: Glossary of Terms 16

Al: Accreditations & Locations 17

Sc: Sample Chain of Custody 18

SAMPLE SUMMARY

SW11-121823 L1689764-01 GW

Collected by | Collected date/time 12/18/23 13:05 | Received date/time 12/20/23 09:00

Method	Batch	Dilution	Preparation date/time	Analysis date/time	Analyst	Location
Volatile Organic Compounds (GC/MS) by Method 8260D	WG2194893	1	12/23/23 08:43	12/23/23 08:43	JAH	Mt. Juliet, TN

SW10-121823 L1689764-02 GW

Collected by | Collected date/time 12/18/23 13:15 | Received date/time 12/20/23 09:00

Method	Batch	Dilution	Preparation date/time	Analysis date/time	Analyst	Location
Volatile Organic Compounds (GC/MS) by Method 8260D	WG2194893	1	12/23/23 09:02	12/23/23 09:02	JAH	Mt. Juliet, TN

SW09-121823 L1689764-03 GW

Collected by | Collected date/time 12/18/23 13:30 | Received date/time 12/20/23 09:00

Method	Batch	Dilution	Preparation date/time	Analysis date/time	Analyst	Location
Volatile Organic Compounds (GC/MS) by Method 8260D	WG2194893	1	12/23/23 09:21	12/23/23 09:21	JAH	Mt. Juliet, TN

SW08-121823 L1689764-04 GW

Collected by | Collected date/time 12/18/23 13:40 | Received date/time 12/20/23 09:00

Method	Batch	Dilution	Preparation date/time	Analysis date/time	Analyst	Location
Volatile Organic Compounds (GC/MS) by Method 8260D	WG2194893	1	12/23/23 09:40	12/23/23 09:40	JAH	Mt. Juliet, TN

SW04-121823 L1689764-05 GW

Collected by | Collected date/time 12/18/23 13:55 | Received date/time 12/20/23 09:00

Method	Batch	Dilution	Preparation date/time	Analysis date/time	Analyst	Location
Volatile Organic Compounds (GC/MS) by Method 8260D	WG2194893	1	12/23/23 09:59	12/23/23 09:59	JAH	Mt. Juliet, TN

SW02-121823 L1689764-06 GW

Collected by | Collected date/time 12/18/23 14:05 | Received date/time 12/20/23 09:00

Method	Batch	Dilution	Preparation date/time	Analysis date/time	Analyst	Location
Volatile Organic Compounds (GC/MS) by Method 8260D	WG2194893	1	12/23/23 10:17	12/23/23 10:17	JAH	Mt. Juliet, TN

SW03-121823 L1689764-07 GW

Collected by | Collected date/time 12/18/23 14:20 | Received date/time 12/20/23 09:00

Method	Batch	Dilution	Preparation date/time	Analysis date/time	Analyst	Location
Volatile Organic Compounds (GC/MS) by Method 8260D	WG2194893	1	12/23/23 10:36	12/23/23 10:36	JAH	Mt. Juliet, TN

SW14-121823 L1689764-08 GW

Collected by | Collected date/time 12/18/23 16:15 | Received date/time 12/20/23 09:00

Method	Batch	Dilution	Preparation date/time	Analysis date/time	Analyst	Location
Volatile Organic Compounds (GC/MS) by Method 8260D	WG2194893	1	12/23/23 10:55	12/23/23 10:55	JAH	Mt. Juliet, TN

SAMPLE SUMMARY

TB-01 L1689764-09 GW

Collected by	Collected date/time	Received date/time
	12/18/23 16:30	12/20/23 09:00

Method	Batch	Dilution	Preparation date/time	Analysis date/time	Analyst	Location
Volatile Organic Compounds (GC/MS) by Method 8260D	WG2194893	1	12/23/23 08:06	12/23/23 08:06	JAH	Mt. Juliet, TN

CASE NARRATIVE

All sample aliquots were received at the correct temperature, in the proper containers, with the appropriate preservatives, and within method specified holding times, unless qualified or notated within the report. Where applicable, all MDL (LOD) and RDL (LOQ) values reported for environmental samples have been corrected for the dilution factor used in the analysis. All Method and Batch Quality Control are within established criteria except where addressed in this case narrative, a non-conformance form or properly qualified within the sample results. By my digital signature below, I affirm to the best of my knowledge, all problems/anomalies observed by the laboratory as having the potential to affect the quality of the data have been identified by the laboratory, and no information or data have been knowingly withheld that would affect the quality of the data.



Chris McCord
Project Manager

Volatile Organic Compounds (GC/MS) by Method 8260D

Analyte	Result	Qualifier	RDL	Dilution	Analysis	Batch
	ug/l		ug/l		date / time	
Benzene	ND		1.00	1	12/23/2023 08:43	WG2194893
Toluene	ND		1.00	1	12/23/2023 08:43	WG2194893
Ethylbenzene	ND		1.00	1	12/23/2023 08:43	WG2194893
o-Xylene	ND		1.00	1	12/23/2023 08:43	WG2194893
m&p-Xylene	ND		2.00	1	12/23/2023 08:43	WG2194893
Total Xylenes	ND		3.00	1	12/23/2023 08:43	WG2194893
Methyl tert-butyl ether	ND		1.00	1	12/23/2023 08:43	WG2194893
Naphthalene	ND		5.00	1	12/23/2023 08:43	WG2194893
(S) Toluene-d8	*104*		*80.0-120*		*12/23/2023 08:43*	WG2194893
(S) 4-Bromofluorobenzene	*98.6*		*77.0-126*		*12/23/2023 08:43*	WG2194893
(S) 1,2-Dichloroethane-d4	*108*		*70.0-130*		*12/23/2023 08:43*	WG2194893

Volatile Organic Compounds (GC/MS) by Method 8260D

Analyte	Result	Qualifier	RDL	Dilution	Analysis	Batch
	ug/l		ug/l		date / time	
Benzene	ND		1.00	1	12/23/2023 09:02	WG2194893
Toluene	ND		1.00	1	12/23/2023 09:02	WG2194893
Ethylbenzene	ND		1.00	1	12/23/2023 09:02	WG2194893
o-Xylene	ND		1.00	1	12/23/2023 09:02	WG2194893
m&p-Xylene	ND		2.00	1	12/23/2023 09:02	WG2194893
Total Xylenes	ND		3.00	1	12/23/2023 09:02	WG2194893
Methyl tert-butyl ether	ND		1.00	1	12/23/2023 09:02	WG2194893
Naphthalene	ND		5.00	1	12/23/2023 09:02	WG2194893
(S) Toluene-d8	*105*		*80.0-120*		*12/23/2023 09:02*	WG2194893
(S) 4-Bromofluorobenzene	*97.8*		*77.0-126*		*12/23/2023 09:02*	WG2194893
(S) 1,2-Dichloroethane-d4	*107*		*70.0-130*		*12/23/2023 09:02*	WG2194893

Volatile Organic Compounds (GC/MS) by Method 8260D

Analyte	Result ug/l	Qualifier	RDL ug/l	Dilution	Analysis date / time	Batch
Benzene	ND		1.00	1	12/23/2023 09:21	WG2194893
Toluene	ND		1.00	1	12/23/2023 09:21	WG2194893
Ethylbenzene	ND		1.00	1	12/23/2023 09:21	WG2194893
o-Xylene	ND		1.00	1	12/23/2023 09:21	WG2194893
m&p-Xylene	ND		2.00	1	12/23/2023 09:21	WG2194893
Total Xylenes	ND		3.00	1	12/23/2023 09:21	WG2194893
Methyl tert-butyl ether	ND		1.00	1	12/23/2023 09:21	WG2194893
Naphthalene	ND		5.00	1	12/23/2023 09:21	WG2194893
(S) Toluene-d8	*104*		*80.0-120*		*12/23/2023 09:21*	WG2194893
(S) 4-Bromofluorobenzene	*99.8*		*77.0-126*		*12/23/2023 09:21*	WG2194893
(S) 1,2-Dichloroethane-d4	*106*		*70.0-130*		*12/23/2023 09:21*	WG2194893

Volatile Organic Compounds (GC/MS) by Method 8260D

Analyte	Result	Qualifier	RDL	Dilution	Analysis	Batch
	ug/l		ug/l		date / time	
Benzene	ND		1.00	1	12/23/2023 09:40	WG2194893
Toluene	ND		1.00	1	12/23/2023 09:40	WG2194893
Ethylbenzene	ND		1.00	1	12/23/2023 09:40	WG2194893
o-Xylene	ND		1.00	1	12/23/2023 09:40	WG2194893
m&p-Xylene	ND		2.00	1	12/23/2023 09:40	WG2194893
Total Xylenes	ND		3.00	1	12/23/2023 09:40	WG2194893
Methyl tert-butyl ether	ND		1.00	1	12/23/2023 09:40	WG2194893
Naphthalene	ND		5.00	1	12/23/2023 09:40	WG2194893
(S) Toluene-d8	*106*		*80.0-120*		*12/23/2023 09:40*	WG2194893
(S) 4-Bromofluorobenzene	*98.5*		*77.0-126*		*12/23/2023 09:40*	WG2194893
(S) 1,2-Dichloroethane-d4	*106*		*70.0-130*		*12/23/2023 09:40*	WG2194893

Volatile Organic Compounds (GC/MS) by Method 8260D

Analyte	Result	Qualifier	RDL	Dilution	Analysis	Batch
	ug/l		ug/l		date / time	
Benzene	ND		1.00	1	12/23/2023 09:59	WG2194893
Toluene	ND		1.00	1	12/23/2023 09:59	WG2194893
Ethylbenzene	ND		1.00	1	12/23/2023 09:59	WG2194893
o-Xylene	ND		1.00	1	12/23/2023 09:59	WG2194893
m&p-Xylene	ND		2.00	1	12/23/2023 09:59	WG2194893
Total Xylenes	ND		3.00	1	12/23/2023 09:59	WG2194893
Methyl tert-butyl ether	1.15		1.00	1	12/23/2023 09:59	WG2194893
Naphthalene	ND		5.00	1	12/23/2023 09:59	WG2194893
(S) Toluene-d8	*104*		*80.0-120*		*12/23/2023 09:59*	WG2194893
(S) 4-Bromofluorobenzene	*97.8*		*77.0-126*		*12/23/2023 09:59*	WG2194893
(S) 1,2-Dichloroethane-d4	*105*		*70.0-130*		*12/23/2023 09:59*	WG2194893

Volatile Organic Compounds (GC/MS) by Method 8260D

Analyte	Result	Qualifier	RDL	Dilution	Analysis	Batch
	ug/l		ug/l		date / time	
Benzene	6.85		1.00	1	12/23/2023 10:17	WG2194893
Toluene	ND		1.00	1	12/23/2023 10:17	WG2194893
Ethylbenzene	ND		1.00	1	12/23/2023 10:17	WG2194893
o-Xylene	ND		1.00	1	12/23/2023 10:17	WG2194893
m&p-Xylene	ND		2.00	1	12/23/2023 10:17	WG2194893
Total Xylenes	ND		3.00	1	12/23/2023 10:17	WG2194893
Methyl tert-butyl ether	2.40		1.00	1	12/23/2023 10:17	WG2194893
Naphthalene	ND		5.00	1	12/23/2023 10:17	WG2194893
(S) Toluene-d8	*104*		*80.0-120*		*12/23/2023 10:17*	WG2194893
(S) 4-Bromofluorobenzene	*97.9*		*77.0-126*		*12/23/2023 10:17*	WG2194893
(S) 1,2-Dichloroethane-d4	*105*		*70.0-130*		*12/23/2023 10:17*	WG2194893

Volatile Organic Compounds (GC/MS) by Method 8260D

Analyte	Result	Qualifier	RDL	Dilution	Analysis	Batch
	ug/l		ug/l		date / time	
Benzene	ND		1.00	1	12/23/2023 10:36	WG2194893
Toluene	ND		1.00	1	12/23/2023 10:36	WG2194893
Ethylbenzene	ND		1.00	1	12/23/2023 10:36	WG2194893
o-Xylene	ND		1.00	1	12/23/2023 10:36	WG2194893
m&p-Xylene	ND		2.00	1	12/23/2023 10:36	WG2194893
Total Xylenes	ND		3.00	1	12/23/2023 10:36	WG2194893
Methyl tert-butyl ether	ND		1.00	1	12/23/2023 10:36	WG2194893
Naphthalene	ND		5.00	1	12/23/2023 10:36	WG2194893
(S) Toluene-d8	*105*		*80.0-120*		*12/23/2023 10:36*	WG2194893
(S) 4-Bromofluorobenzene	*99.1*		*77.0-126*		*12/23/2023 10:36*	WG2194893
(S) 1,2-Dichloroethane-d4	*106*		*70.0-130*		*12/23/2023 10:36*	WG2194893

Volatile Organic Compounds (GC/MS) by Method 8260D

Analyte	Result	Qualifier	RDL	Dilution	Analysis	Batch
	ug/l		ug/l		date / time	
Benzene	ND		1.00	1	12/23/2023 10:55	WG2194893
Toluene	ND		1.00	1	12/23/2023 10:55	WG2194893
Ethylbenzene	ND		1.00	1	12/23/2023 10:55	WG2194893
o-Xylene	ND		1.00	1	12/23/2023 10:55	WG2194893
m&p-Xylene	ND		2.00	1	12/23/2023 10:55	WG2194893
Total Xylenes	ND		3.00	1	12/23/2023 10:55	WG2194893
Methyl tert-butyl ether	ND		1.00	1	12/23/2023 10:55	WG2194893
Naphthalene	ND		5.00	1	12/23/2023 10:55	WG2194893
(S) Toluene-d8	*104*		*80.0-120*		*12/23/2023 10:55*	WG2194893
(S) 4-Bromofluorobenzene	*98.1*		*77.0-126*		*12/23/2023 10:55*	WG2194893
(S) 1,2-Dichloroethane-d4	*107*		*70.0-130*		*12/23/2023 10:55*	WG2194893

Volatile Organic Compounds (GC/MS) by Method 8260D

Analyte	Result	Qualifier	RDL	Dilution	Analysis	Batch
	ug/l		ug/l		date / time	
Benzene	ND		1.00	1	12/23/2023 08:06	WG2194893
Toluene	ND		1.00	1	12/23/2023 08:06	WG2194893
Ethylbenzene	ND		1.00	1	12/23/2023 08:06	WG2194893
o-Xylene	ND		1.00	1	12/23/2023 08:06	WG2194893
m&p-Xylene	ND		2.00	1	12/23/2023 08:06	WG2194893
Total Xylenes	ND		3.00	1	12/23/2023 08:06	WG2194893
Methyl tert-butyl ether	ND		1.00	1	12/23/2023 08:06	WG2194893
Naphthalene	ND		5.00	1	12/23/2023 08:06	WG2194893
(S) Toluene-d8	*104*		*80.0-120*		*12/23/2023 08:06*	WG2194893
(S) 4-Bromofluorobenzene	*97.4*		*77.0-126*		*12/23/2023 08:06*	WG2194893
(S) 1,2-Dichloroethane-d4	*104*		*70.0-130*		*12/23/2023 08:06*	WG2194893

Method Blank (MB)

(MB) R4018567-2 12/23/23 07:47

Analyte	MB Result ug/l	MB Qualifier	MB MDL ug/l	MB RDL ug/l
Benzene	U		0.0941	1.00
Toluene	U		0.278	1.00
Ethylbenzene	U		0.137	1.00
o-Xylene	U		0.174	1.00
m&p-Xylene	U		0.430	2.00
Total Xylenes	U		0.174	3.00
Methyl tert-butyl ether	U		0.101	1.00
Naphthalene	U		1.00	5.00
(S) Toluene-d8	*106*			*80.0-120*
(S) 4-Bromofluorobenzene	*98.7*			*77.0-126*
(S) 1,2-Dichloroethane-d4	*106*			*70.0-130*

Laboratory Control Sample (LCS)

(LCS) R4018567-1 12/23/23 07:09

Analyte	Spike Amount ug/l	LCS Result ug/l	LCS Rec. %	Rec. Limits %	LCS Qualifier
Benzene	5.00	4.72	94.4	70.0-130	
Toluene	5.00	4.94	98.8	70.0-130	
Ethylbenzene	5.00	4.79	95.8	70.0-130	
o-Xylene	5.00	4.88	97.6	70.0-130	
m&p-Xylene	10.0	9.99	99.9	70.0-130	
Total Xylenes	15.0	14.9	99.3	70.0-130	
Methyl tert-butyl ether	5.00	5.23	105	70.0-130	
Naphthalene	5.00	4.30	86.0	70.0-130	
(S) Toluene-d8			*103*	*80.0-120*	
(S) 4-Bromofluorobenzene			*99.0*	*77.0-126*	
(S) 1,2-Dichloroethane-d4			*109*	*70.0-130*	

GLOSSARY OF TERMS

Guide to Reading and Understanding Your Laboratory Report

The information below is designed to better explain the various terms used in your report of analytical results from the Laboratory. This is not intended as a comprehensive explanation, and if you have additional questions please contact your project representative.

Results Disclaimer - Information that may be provided by the customer, and contained within this report, include Permit Limits, Project Name, Sample ID, Sample Matrix, Sample Preservation, Field Blanks, Field Spikes, Field Duplicates, On-Site Data, Sampling Collection Dates/Times, and Sampling Location. Results relate to the accuracy of this information provided, and as the samples are received.

Abbreviations and Definitions

MDL	Method Detection Limit.
ND	Not detected at the Reporting Limit (or MDL where applicable).
RDL	Reported Detection Limit.
Rec.	Recovery.
RPD	Relative Percent Difference.
SDG	Sample Delivery Group.
(S)	Surrogate (Surrogate Standard) - Analytes added to every blank, sample, Laboratory Control Sample/Duplicate and Matrix Spike/Duplicate; used to evaluate analytical efficiency by measuring recovery. Surrogates are not expected to be detected in all environmental media.
U	Not detected at the Reporting Limit (or MDL where applicable).
Analyte	The name of the particular compound or analysis performed. Some Analyses and Methods will have multiple analytes reported.
Dilution	If the sample matrix contains an interfering material, the sample preparation volume or weight values differ from the standard, or if concentrations of analytes in the sample are higher than the highest limit of concentration that the laboratory can accurately report, the sample may be diluted for analysis. If a value different than 1 is used in this field, the result reported has already been corrected for this factor.
Limits	These are the target % recovery ranges or % difference value that the laboratory has historically determined as normal for the method and analyte being reported. Successful QC Sample analysis will target all analytes recovered or duplicated within these ranges.
Qualifier	This column provides a letter and/or number designation that corresponds to additional information concerning the result reported. If a Qualifier is present, a definition per Qualifier is provided within the Glossary and Definitions page and potentially a discussion of possible implications of the Qualifier in the Case Narrative if applicable.
Result	The actual analytical final result (corrected for any sample specific characteristics) reported for your sample. If there was no measurable result returned for a specific analyte, the result in this column may state “ND” (Not Detected) or “BDL” (Below Detectable Levels). The information in the results column should always be accompanied by either an MDL (Method Detection Limit) or RDL (Reporting Detection Limit) that defines the lowest value that the laboratory could detect or report for this analyte.
Uncertainty (Radiochemistry)	Confidence level of 2 sigma.
Case Narrative (Cn)	A brief discussion about the included sample results, including a discussion of any non-conformances to protocol observed either at sample receipt by the laboratory from the field or during the analytical process. If present, there will be a section in the Case Narrative to discuss the meaning of any data qualifiers used in the report.
Quality Control Summary (Qc)	This section of the report includes the results of the laboratory quality control analyses required by procedure or analytical methods to assist in evaluating the validity of the results reported for your samples. These analyses are not being performed on your samples typically, but on laboratory generated material.
Sample Chain of Custody (Sc)	This is the document created in the field when your samples were initially collected. This is used to verify the time and date of collection, the person collecting the samples, and the analyses that the laboratory is requested to perform. This chain of custody also documents all persons (excluding commercial shippers) that have had control or possession of the samples from the time of collection until delivery to the laboratory for analysis.
Sample Results (Sr)	This section of your report will provide the results of all testing performed on your samples. These results are provided by sample ID and are separated by the analyses performed on each sample. The header line of each analysis section for each sample will provide the name and method number for the analysis reported.
Sample Summary (Ss)	This section of the Analytical Report defines the specific analyses performed for each sample ID, including the dates and times of preparation and/or analysis.

Qualifier Description

The remainder of this page intentionally left blank, there are no qualifiers applied to this SDG.

ACCREDITATIONS & LOCATIONS

Pace Analytical National 12065 Lebanon Rd Mount Juliet, TN 37122

Alabama	40660	Nebraska	NE-OS-15-05
Alaska	17-026	Nevada	TN000032021-1
Arizona	AZ0612	New Hampshire	2975
Arkansas	88-0469	New Jersey–NELAP	TN002
California	2932	New Mexico [1]	TN00003
Colorado	TN00003	New York	11742
Connecticut	PH-0197	North Carolina	Env375
Florida	E87487	North Carolina [1]	DW21704
Georgia	NELAP	North Carolina [3]	41
Georgia [1]	923	North Dakota	R-140
Idaho	TN00003	Ohio–VAP	CL0069
Illinois	200008	Oklahoma	9915
Indiana	C-TN-01	Oregon	TN200002
Iowa	364	Pennsylvania	68-02979
Kansas	E-10277	Rhode Island	LAO000356
Kentucky [1 6]	KY90010	South Carolina	84004002
Kentucky [2]	16	South Dakota	n/a
Louisiana	AI30792	Tennessee [1 4]	2006
Louisiana	LA018	Texas	T104704245-20-18
Maine	TN00003	Texas [5]	LAB0152
Maryland	324	Utah	TN000032021-11
Massachusetts	M-TN003	Vermont	VT2006
Michigan	9958	Virginia	110033
Minnesota	047-999-395	Washington	C847
Mississippi	TN00003	West Virginia	233
Missouri	340	Wisconsin	998093910
Montana	CERT0086	Wyoming	A2LA
A2LA – ISO 17025	1461.01	AIHA-LAP,LLC EMLAP	100789
A2LA – ISO 17025 [5]	1461.02	DOD	1461.01
Canada	1461.01	USDA	P330-15-00234
EPA–Crypto	TN00003		

[1] Drinking Water [2] Underground Storage Tanks [3] Aquatic Toxicity [4] Chemical/Microbiological [5] Mold [6] Wastewater n/a Accreditation not applicable

* Not all certifications held by the laboratory are applicable to the results reported in the attached report.

* Accreditation is only applicable to the test methods specified on each scope of accreditation held by Pace Analytical.

Kinder Morgan- Atlanta, GA

Ten 10th Street NW
Suite 1400
Atlanta, GA 30309

Billing Information:
Accounts Payable
1000 Windward Concourse
Ste 450
Alpharetta, GA 30005

Pres Chk: X

Analysis / Container / Preservative

Chain of Custody Page 1 of 1

Pace PEOPLE ADVANCING SCIENCE

MT JULIET, TN

12065 Lebanon Rd Mount Juliet, TN 37122
Submitting a sample via this chain of custody constitutes acknowledgment and acceptance of the Pace Terms and Conditions found at: https://info.pacelabs.com/hubfs/pas-standard-terms.pdf

SDG # L1689764

G227

Acctnum: KINCH2MGA
Template: T241536
Prelogin: P1043931
PM: 526 - Chris McCord
PB: BF 12/13/23
Shipped Via: FedEX Ground

Report to: Bethany Garvey

Email To: bethany.garvey@jacobs.com;tom.wiley@jacobs

Project Description: Lewis Drive Surface Water

City/State Collected: Belton, SC

Please Circle: PT MT CT ET

Phone: 404-751-5651

Client Project #

Lab Project # KINCH2MGA-LEWIS

Collected by (print): Alex Finney

Site/Facility ID # KM_LEWISDR

P.O. # WD1070436

Collected by (signature):

Immediately Packed on Ice N ___ Y X

Rush? (Lab MUST Be Notified)
___ Same Day ___ Five Day
___ Next Day ___ 5 Day (Rad Only)
___ Two Day ___ 10 Day (Rad Only)
___ Three Day

Quote #

Date Results Needed

Sample ID	Comp/Grab	Matrix *	Depth	Date	Time	No. of Cntrs	V8260BTEXMNSC 40mlAmb-HCl	Remarks	Sample # (lab only)
SW11-121823	Grab	GW		12/18/23	1305	3	X		-01
SW10-121823		GW			1315	3	X		-02
SW09-121823		GW			1330	3	X		-03
SW08-121823		GW			1340	3	X		-04
SW04-121823		GW			1355	3	X		-05
SW02-121823		GW			1405	3	X		-06
SW03-121823		GW			1420	3	X		-07
SW14-121823		GW			1615	3	X		-08
TB-01		GW		12/18/23	1630	1	X		-09
		GW							

* Matrix:
SS - Soil AIR - Air F - Filter
GW - Groundwater B - Bioassay
WW - WasteWater
DW - Drinking Water
OT - Other_____

Remarks: V8260BTEXMNSC = BTEX + Naphthalene + MTBE

pH _____ Temp _____
Flow _____ Other _____

Samples returned via: __ UPS __ FedEx __ Courier _____

Tracking # 7155 0299 8414

Sample Receipt Checklist
COC Seal Present/Intact: __NP ✓Y __N
COC Signed/Accurate: ✓Y __N
Bottles arrive intact: ✓Y __N
Correct bottles used: ✓Y __N
Sufficient volume sent: ✓Y __N
If Applicable
VOA Zero Headspace: ✓Y __N
Preservation Correct/Checked: ✓Y __N
RAD Screen <0.5 mR/hr: ✓Y __N

Relinquished by : (Signature)	Date:	Time:	Received by: (Signature)	Trip Blank Received: Yes / No HCl / MeoH TBR	
	12/18/23	1730		1	
Relinquished by : (Signature)	Date:	Time:	Received by: (Signature)	Temp: MSA 8C 2.2+0=2.2 Bottles Received: 24	If preservation required by Login: Date/Time
Relinquished by : (Signature)	Date:	Time:	Received for lab by: (Signature) E. Dowtin 17	Date: 12-20-23 Time: 900	Hold: Condition: NCF / OK

Attachment E
Injection Field Summary Report

REDOX TECH, LLC

"Providing Innovative In Situ Soil and Groundwater Treatment"

Field Summary Report for Belton, SC

Prepared by Chris Lacko on December 8, 2023			
Project Name	Plantation Pipe Line Lewis Drive Site	**Start and End Date**	November 27 – December 1, 2023
City and State	Belton, SC	**Address**	Intersection of W. Calhoun Rd and Lewis Drive, Belton, SC
Contaminant of Concern	Gasoline and a small amount of diesel fuel	**Contaminated Media**	Soil and Groundwater
Field Contractor	Redox Tech, LLC	**Client**	William Waldron Jacobs Engineering Group Email: William.Waldron@jacobs.com
Address	200 Quade Drive Cary, NC	**Address**	USAPInvoices@jacobs.com
Field Lead	Chris Lacko	**Oversight**	Andrew O'Connor
Phone Number	678-928-2820	**Phone Number**	843-200-3825
Email	lacko@redox-tech.com	**Email**	AndrewO'Connor@jacobs.com
Crew Members	Chris Lacko William McConnell Jeremy Ray Robert Clark	**Number of Points and Depths**	34 locations; 35 Planned, One removed. Depth-to DPT Refusal
Chemical	BAM with Sulfate	**Mass or Volume**	7480 pounds (lbs) BAM 2380 pounds (lbs) Sulfate
Concentration of Chemical	220 lbs. BAM 70 lbs. Sulfate in 250-gal Solution	**Volume of Solution or Slurry**	8400 gallons (gal)

Brief Narrative

Between November 27th 2023 and December 1st, 2023 Redox Tech performed direct-push technology (DPT) injections of BAM with sulfate at a total of 34 injection locations (see Figure 1), targeting petroleum hydrocarbons in the groundwater near the intersection of West Calhoun Road and Lewis Drive in Belton, South Carolina. Injections were conducted at two target areas, the Cupboard Creek injection location (Figure 2) and the Brown's Creek injection location (Figure 3). Injection points were spaced approximately 10 feet apart in transects perpendicular to the direction of groundwater flow.

Redox Tech advanced DPT borings using Geoprobe® 6610 and 6620 track-mounted drill rigs. The maximum vertical interval of injection ranged from 25 ft to 6 ft below ground surface (bgs), but actual vertical intervals varied on a point-by-point basis depending on the depth of refusal reached by the Geoprobe® rigs. To ensure proper vertical distribution of the BAM solution, injections were conducted at two-foot increments from the bottom of the borehole working upwards.

A 2,000-gal water truck was used to shuttle potable water from the Belton City Hall to the injection staging area for mixing BAM solution. The solution was mixed in two 250 gal IBC totes equipped with pneumatic mixers, which were deployed near each injection area, while diaphragm pumps were used to inject the amendment. Secondary containment was set up around both the poly tanks and the pumps.

Each injection point (IP) received 240 lbs. of BAM and 70 LBS of the sulfate mix in 250-gal. solution unless otherwise stated (see Table 2). Any changes made to the planned injections are documented in Table 1. The target flow rate for injection ranged from 2 - 10 gal/min, while care was taken to keep injection pressures below 70 pounds per square inch (psi). Daylighting was minimal at both the Cupboard Creek and Brown's Creek injection areas. Surface flow controls were instituted and the contingency plan for daylighting outlined in the Redox Injection Work Plan and HASP was followed when daylighting issues were encountered. Ultimately, some points had to be abandoned and additional points were necessary to get the full mass of BAM in the ground.

Daylighting was problematic at IP-23 and IP - 25, in the Cupboard Creek injection area. BAM was noticed to be flowing out of MW-57 while pumping IP-23 so the point was abandoned and offset further SW of the monitoring well and completed. A previously injected point started Daylighting while injecting IP-25 so it was abandoned and an offset point was installed to pump the remaining quantity in. The Cupboard Creek injection area received a total of 5940 lbs of BAM and 1890 lbs. of the sulfate mix in 6750 gal. of solution.

At Brown's Creek, IP-34, daylighted. IP-33 received the volume of BAM solution remaining from IP-34. IP-28 and IP-29 saw solution coming up around the drill rod but was easily controlled by slowing the pump. The Brown's Creek injection area received a total of 1540 lbs. of BAM and 490 lbs. of the sulfate mix in 1750 gal. of solution.

Boreholes were sealed with Portland cement/bentonite slurry to land surface upon completion of each injection location. When boreholes collapsed, Geoprobe® rigs were used in combination with blunt DPT tips to clear to 5 ft bgs, and then the holes were grouted to land surface with Portland cement/bentonite slurry.

Redox crewmembers that participated in the remedial fieldwork included Christopher Lacko, William McConnell, Jeremy Ray and, from Orin, Robert Clark. Oversight provided by Jacobs' Andrew O'Connor and Morgan Reed.

The Redox Tech crew fully demobilized on Friday December 1, 2023.

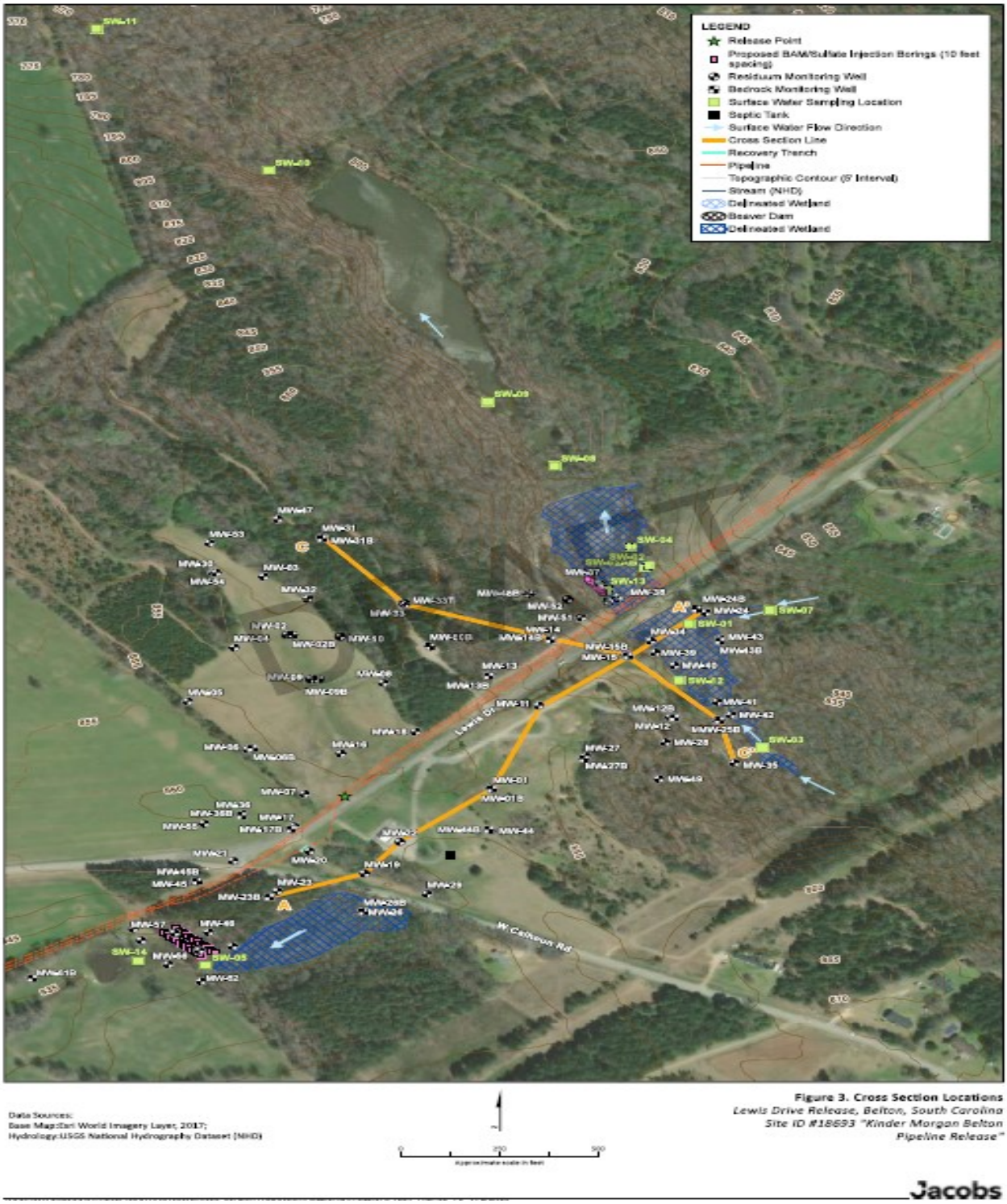

Figure 1. Injection Location Map

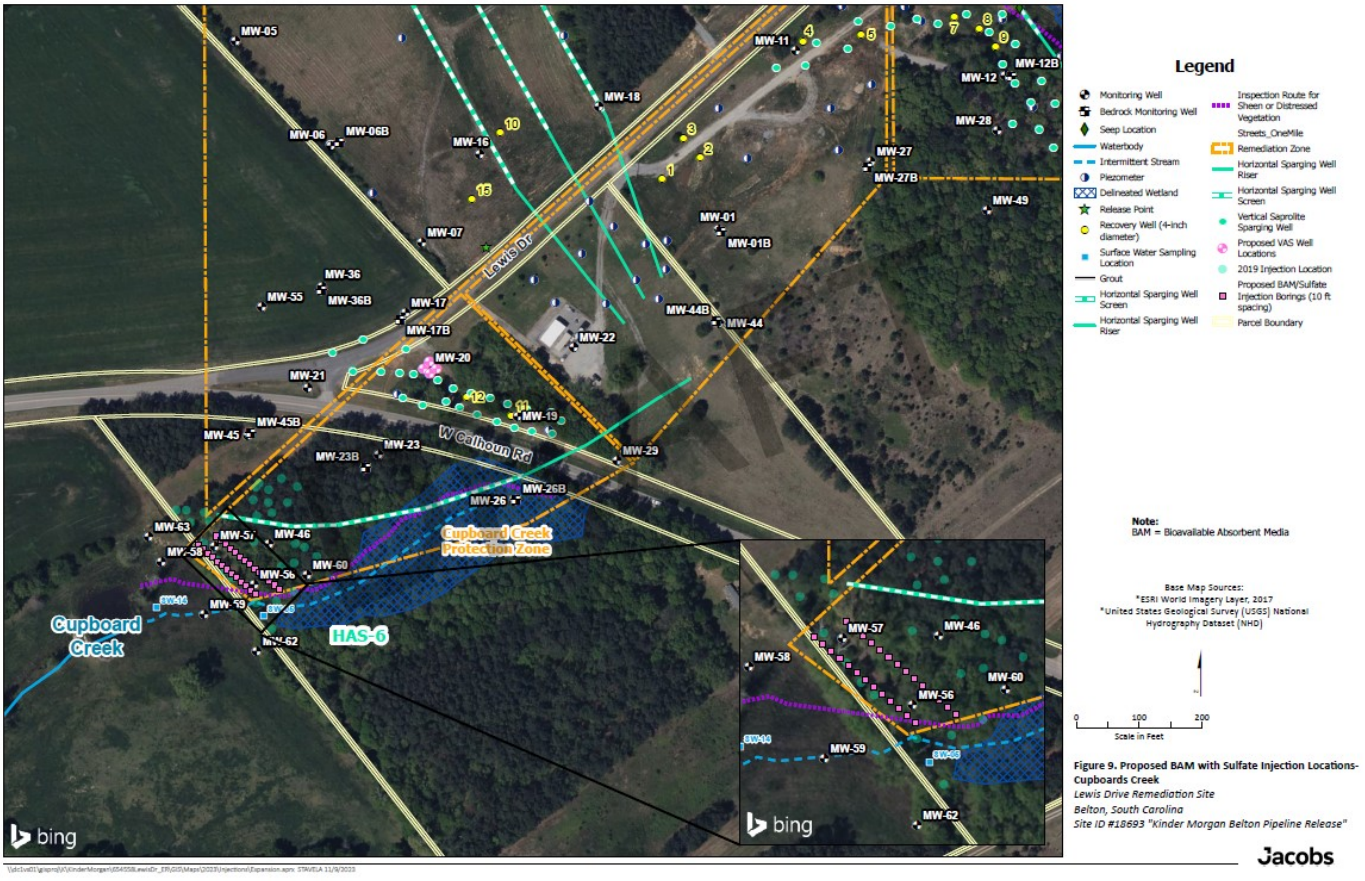

Figure 2. Cupboard Creek Injection Locations

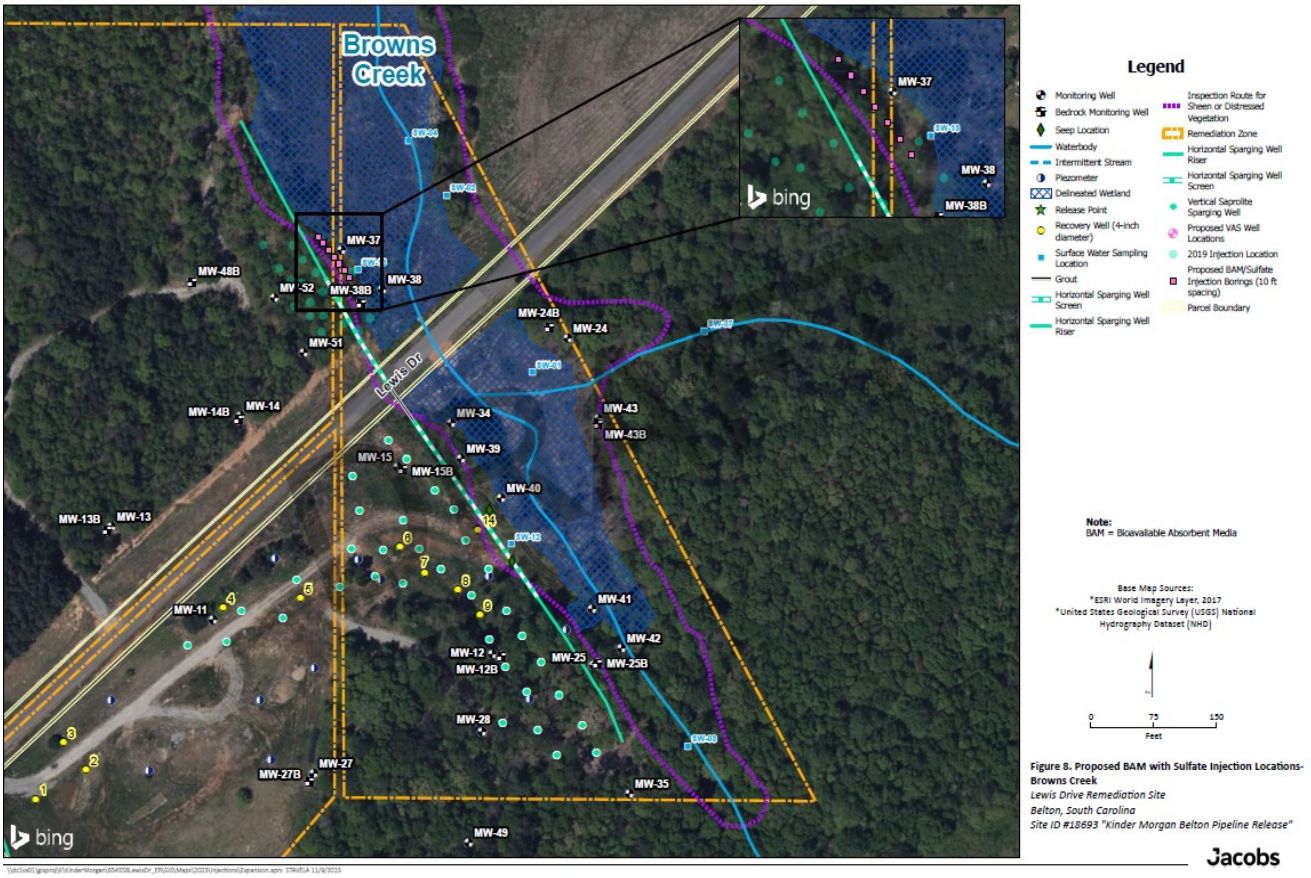

Figure 3. Brown's Creek Injection Locations

Table 2

Redox Tech, LLC Field Injection Log

Location: Belton SC	**Bam With Sulfate 250 Gallons per point**
Points 1 thru 27 Cupbord Creek area, Points 28 thru 34 Browns Creek area	**Concentration: Per Point 220lbs BAM, 67lbs Epsom, 2.8 Lbs Gypsum, .7 lbs Ammonium, Water**
Injection Trailer: NA	**Redox Tech Crew: Lacko Mcconell Ray**
Pump: diaphragm pumps	**Note Taker: McConnell**

Date	Injection Point	Screen / Depth ft	Start Time	Stop Time	Injection Pressure (PSI)	Flow Rate GPM	Planned Volume Injected	Actual Volume Injected	Comments
Cupbord Creek Area									
	IP-1	23-25	9:15	9:29	40	1.8	25	25	
		25-21	9:29	9:32	40	8.3	25	25	
		21-19	9:32	9:36	40	6.3	25	25	
		19-17	9:41	9:45	40	6.3	25	25	
		17-15	9:46	9:49	40	8.3	25	25	
		15-13	9:49	9:53	40	6.3	25	25	
		13-11	9:55	9:58	40	8.3	25	25	
		11-9	9:58	10:01	40	8.3	25	25	
		9-7	10:03	10:06	40	8.3	25	25	
		7-5	10:06	10:11	40	5.0	25	25	
	IP-14	16-14	9:19	9:28	25	4.6	41.7	41.7	
		14-12	9:32	9:53	25	2.0	41.7	41.7	
		12-10	9:53	10:03	25	4.2	41.7	41.7	
		10-8	10:03	10:15	25	3.5	41.7	41.7	
		8-6	10:17	10:27	25	4.2	41.7	41.7	
		6-5	10:28	10:42	25	3.0	41.7	41.7	
	IP-3	25-23	10:41	10:44	35	8.3	25	25	
		23-21	10:44	10:47	30	8.3	25	25	
		21-19	10:49	10:53	30	6.3	25	25	
		19-17	10:53	10:57	30	6.3	25	25	
		17-15	10:57	11:00	30	8.3	25	25	
		15-13	11:02	11:05	30	8.3	25	25	
		13-11	11:05	11:08	30	8.3	25	25	
		11-9	11:08	11:12	30	6.3	25	25	
		9-7	11:13	11:18	30	5.0	25	25	
		7-5	11:18	11:25	30	3.6	25	25	
	IP-12	16-14	11:26	11:34	40	6.3	50	50	
		14-12	11:34	11:39	40	10.0	50	50	
		12-10	11:39	11:44	35	10.0	50	50	
		10-8	11:47	11:52	35	10.0	50	50	
		8-6	11:52	11:57	35	10.0	50	50	
	IP-5	19-17	11:54	12:00	30	6.0	35.7	35.7	
		17-15	12:02	12:07	30	7.1	35.7	35.7	
		15-13	12:08	12:13	30	7.1	35.7	35.7	
		13-11	12:13	12:18	30	7.1	35.7	35.7	
		11-9	12:22	12:27	30	7.1	35.7	35.7	
		9-7	12:27	12:31	30	8.9	35.7	35.7	
		7-5	12:31	12:36	30	7.1	35.7	35.7	
	IP-10	18	13:30		70		41.6	0	Attepted. No flow. Point plugged. Abandoned. Reattempt at later date
	IP-7	16-14	13:43	13:49	35	8.3	50	50	
		14-12	13:49	13:55	35	8.3	50	50	
		12-10	13:55	14:02	30	7.1	50	50	
		10-8	14:05	14:10	35	10.0	50	50	
		8-6	14:10	14:15	35	10.0	50	50	
	IP-9	18-16	14:39	14:43	35	10.4	41.6	41.6	
		16-14	14:44	14:48	30	10.4	41.6	41.6	
		14-12	14:57	15:03	30	6.9	41.6	41.6	
		12-10	15:04	15:10	30	6.9	41.6	41.6	
		10-8	15:10	15:16	30	6.9	41.6	41.6	
		8-6	15:18	15:24	30	6.9	41.6	41.6	
	IP-27	17-15	14:45	14:56	40	4.1	45.5	45.5	
		15-13	14:56	15:07	40	4.1	45.5	45.5	
		13-11	15:07	15:15	40	5.7	45.5	45.5	
		11-9	15:15	15:23	40	5.7	45.5	45.5	
		9-7	15:26	15:36	40	4.6	45.5	45.5	
		7-6	15:36	15:40	40	5.6	22.5	22.5	
	IP-25	14-12	16:35	17:03	70	2.2	62.5	62.5	offset hole, came out of monitoring well(MW-57)
		12-10	17:03	17:15	25	3.5	42.3	42.3	finished for the day, will complete tomorrow
		12-10	8:50	8:55	25	4.0	20.2	20.2	

Date	Injection Point	Screen / Depth ft	Start Time	Stop Time	Injection Pressure (PSI)	Flow Rate GPM	Planned Volume Injected	Actual Volume Injected	Comments
11/29/2023		10-8	8:55	9:07	25	5.2	62.5	62.5	
		8-6	9:07	9:20	25	4.8	62.5	62.5	
11/28/2023	IP-15	24-22	16:20	16:27	55	4.0	27.8	27.8	
		22-20	16:27	16:32	35	5.6	27.8	27.8	
		20-18	16:34	16:38	35	7.0	27.8	27.8	
		18-16	16:38	16:42	35	7.0	27.8	27.8	
		16-14	16:42	16:47	35	5.6	27.8	27.8	
		14-12	16:50	16:55	15	5.6	27.8	27.8	
		12-10	16:56	17:03	15	4.0	27.8	27.8	
		10-8	17:04	17:09	30	5.6	27.8	27.8	
		8-6	17:09	17:22	10	2.1	27.8	27.8	Minimal daylighting around rod. Slowed pump.
11/29/2023	IP-2	25-23	8:48	8:55	40	3.8	26.3	26.3	
		23-21	8:59	9:04	30	5.3	26.3	26.3	
		21-19	9:04	9:11	30	3.8	26.3	26.3	
		19-17	9:13	9:19	35	4.4	26.3	26.3	
		17-15	9:19	9:25	35	4.4	26.3	26.3	
		15-13	9:27	9:33	35	4.4	26.3	26.3	
		13-11	9:33	9:40	35	3.8	26.3	26.3	
		11-9	9:40	9:46	35	4.4	26.3	26.3	
		9-7	9:47	9:52	35	5.3	26.3	26.3	
		7-6	9:52	9:57	35	2.7	13.3	13.3	
	IP-23	17-15	9:49	9:59	30	4.6	45.5	45.5	
		15-13	9:59	10:06	30	6.5	45.5	45.5	
		13-11	10:10	10:17	30	6.5	45.5	45.5	
		11-9	10:17	10:24	30	6.5	45.5	45.5	
		9-7	10:24	10:31	30	6.5	45.5	45.5	daylighting
		7-6	10:39	10:48	30	2.5	22.5	22.5	
	IP-4	22-20	10:29	10:35	40	5.2	31.25	31.25	
		20-18	10:37	10:41	40	7.8	31.25	31.25	
		18-16	10:41	10:45	40	7.8	31.25	31.25	
		16-14	10:45	10:50	40	6.3	31.25	31.25	
		14-12	10:53	10:57	40	7.8	31.25	31.25	
		12-10	10:57	11:02	40	6.3	31.25	31.25	
		10-8	11:02	11:07	40	6.3	31.25	31.25	
		8-6	11:08	11:12	40	7.8	31.25	31.25	
	IP-21	15-13	11:03	11:15	40	4.6	55.5	55.5	
		13-11	11:15	11:22	35	7.9	55.5	55.5	
		11-9	11:22	11:32	35	5.6	55.5	55.5	
		9-7	11:32	11:42	35	5.6	55.5	55.5	
		7-6	11:42	11:58	35	1.8	28	28	
	IP-6	17-15	11:36	11:44	45	5.7	45.5	45.5	
		15-13	11:46	11:52	45	7.6	45.5	45.5	
		13-11	11:52	11:59	45	6.5	45.5	45.5	
		11-9	12:02	12:08	30	7.6	45.5	45.5	
		9-7	12:08	12:13	30	9.1	45.5	45.5	
		7-6	12:13	12:16	30	7.5	22.5	22.5	
	IP-19	15-13	12:14	12:22	35	6.9	55.5	55.5	
		13-11	12:22	12:32	35	5.6	55.5	55.5	
		11-9	12:32	12:40	30	6.9	55.5	55.5	
		9-7	12:41	12:55	30	4.0	55.5	55.5	
		7-6	12:55	13:01	30	4.7	28	28	
	IP-8	18-16	13:10	13:21	35	3.8	41.6	41.6	
		16-14	13:21	13:28	35	5.9	41.6	41.6	
		14-12	13:28	13:38	35	4.2	41.6	41.6	
		12-10	13:38	13:44	35	6.9	41.6	41.6	
		10-8	13:49	13:55	35	6.9	41.6	41.6	
		8-6	13:55	14:00	35	8.3	41.6	41.6	
	IP-17	16-14	13:47	13:52	35	10.0	50	50	
		14-12	13:55	14:09	35	3.6	50	50	
		12-10	14:09	14:22	30	3.8	50	50	
		10-8	14:22	14:30	30	6.3	50	50	
		8-6	14:30	14:38	30	6.3	50	50	
	IP-10	18-16	14:23	14:29	50	6.9	41.6	41.6	
		16-14	14:29	14:36	50	5.9	41.6	41.6	
		14-12	14:38	14:43	50	8.3	41.6	41.6	
		12-10	14:43	14:49	50	6.9	41.6	41.6	
		10-8	14:50	14:55	45	8.3	41.6	41.6	

Date	Injection Point	Screen / Depth ft	Start Time	Stop Time	Injection Pressure (PSI)	Flow Rate GPM	Planned Volume Injected	Actual Volume Injected	Comments
		8-6	14:55	15:00	45	8.3	41.6	41.6	
	IP-15	16-14	14:55	15:09	60	3.6	50	50	
		14-12	15:09	15:20	60	4.5	50	50	
		12-10	15:20	15:31	35	4.5	50	50	
		10-8	15:33	15:44	35	4.5	50	50	
		8-6	15:44	15:50	35	8.3	50	50	
	IP-13	17-15	15:18	15:27	45	5.1	45.5	45.5	
		15-13	15:28	15:36	45	5.7	45.5	45.5	
		13-11	15:36	15:43	45	6.5	45.5	45.5	
		11-9	15:43	15:51	40	5.7	45.5	45.5	
		9-7	15:53	15:59	40	7.6	45.5	45.5	
		7-6	15:59	16:09	40	2.3	22.5	22.5	
	IP-22	16-14	16:11	16:29	50	2.8	50	50	
		14-12	16:30	16:40	40	5.0	50	50	
		12-10	16:40	16:50	40	5.0	50	50	
		10-8	16:50	16:57	40	7.1	50	50	
		8-6	16:59	17:06	40	7.1	50	50	
	IP-26	15-13	16:42	16:49	45	7.9	55.5	55.5	
		13-11	16:49	16:56	45	7.9	55.5	55.5	
		11-9	16:56	17:05	40	6.2	55.5	55.5	
		9-7	17:06	17:12	40	9.3	55.5	55.5	
		7-6	17:12	17:17	40	5.6	28	28	
11/30/2023	IP-20	14-12	7:27	7:43	30	3.9	62.5	62.5	
		12-10	7:43	7:55	30	5.2	62.5	62.5	
		8-10	7:55	8:08	30	4.8	62.5	62.5	
		6-8	8:12	8:19	30	8.9	62.5	62.5	
	IP-24	16-14	7:37	7:46	35	5.6	50	50	
		14-12	7:46	7:53	35	7.1	50	50	
		12-10	7:54	8:02	35	6.3	50	50	
		10-8	8:02	8:10	35	6.3	50	50	
		8-6	8:18	8:26	35	6.3	50	50	
	IP-18	14-12	8:37	8:45	45	7.8	62.5	62.5	
		12-10	8:45	8:54	45	6.9	62.5	62.5	
		10-8	8:59	9:10	35	5.7	62.5	62.5	
		8-6	9:13	9:21	35	7.8	62.5	62.5	
	IP-11	16-14	8:54	9:01	40	7.1	50	50	
		14-12	9:03	9:10	40	7.1	50	50	
		12-10	9:10	9:18	40	6.3	50	50	
		10-8	9:18	9:26	40	6.3	50	50	
		8-6	9:28	9:37	40	5.6	50	50	
Browns Creek Area									
	IP-28	18-16	12:39	12:44	40	8.3	41.6	41.6	
		16-14	12:44	12:49	40	8.3	41.6	41.6	
		14-12	12:49	12:55	40	6.9	41.6	41.6	
		12-10	12:58	13:03	40	8.3	41.6	41.6	
		10-8	13:03	13:13	40	4.2	41.6	41.6	Daylighting up hole. Slowed pump
		8-6	13:13	13:25	40	3.5	41.6	41.6	
	IP-34	18-16	12:43	13:11	60	1.5	41.6	41.6	
		16-14	13:11	13:45	40	1.2	41.6	41.6	
		14-12	13:45	14:06	10	0.5	41.6	10	Began daylighting, gravity feeding
		12-10	-	-	-	-	41.6	0	Adandoned hole remaining quantity injected into bottom interval of IP-33
		10-8	-	-	-	-	41.6	0	
		8-6	-	-	-	-	41.6	0	
	IP-30	25-23	13:48	13:52	45	6.6	26.3	26.3	
		23-21	13:52	13:55	45	8.8	26.3	26.3	
		21-19	13:55	13:58	40	8.8	26.3	26.3	
		19-17	13:59	14:02	40	8.8	26.3	26.3	
		17-15	14:03	14:07	40	6.6	26.3	26.3	
		15-13	14:12	14:15	40	8.8	26.3	26.3	
		13-11	14:16	14:19	40	8.8	26.3	26.3	
		11-9	14:19	14:22	40	8.8	26.3	26.3	
		9-7	14:22	14:25	40	8.8	26.3	26.3	
11/30/2023		7-6	14:25	14:27	40	6.7	13.3	13.3	
	IP-32	21-19	14:35	14:41	35	5.6	33.3	33.3	
		19-17	14:41	14:46	35	6.7	33.3	33.3	
		17-15	14:46	14:52	35	5.6	33.3	33.3	
		15-13	14:52	14:57	30	6.7	33.3	33.3	

Date	Injection Point	Screen / Depth ft	Start Time	Stop Time	Injection Pressure (PSI)	Flow Rate GPM	Planned Volume Injected	Actual Volume Injected	Comments
	[illegible]	13-11	14:57	15:12	0	2.2	33.3	33.3	
		11-9	15:12	15:17	30	6.7	33.3	33.3	
		9-7	15:17	15:24	30	4.8	33.3	33.3	
		7-6	15:24	15:27	30	5.7	17	17	
	IP-29	25-23	14:56	14:59	40	8.8	26.3	26.3	
		23-21	15:00	15:05	40	5.3	26.3	26.3	
		21-19	15:05	15:09	40	6.6	26.3	26.3	
		19-17	15:09	15:14	40	5.3	26.3	26.3	
		17-15	15:17	15:22	40	5.3	26.3	26.3	
		15-13	15:22	15:26	40	6.6	26.3	26.3	
		13-11	15:26	15:31	40	5.3	26.3	26.3	
		11-9	15:31	15:45	40	1.9	26.3	26.3	
		9-7	15:45	15:51	40	4.4	26.3	26.3	
		7-6	15:51	15:54	40	4.4	13.3	13.3	
	IP-33	18-16	16:02	16:48	20	4.3	198.6	198.6	Put remainder of ip-34 at the bottom interval
		16-14	16:48	16:58	20	4.2	41.6	41.6	
		14-12	16:58	17:06	20	5.2	41.6	41.6	
		12-10	17:06	17:14	20	5.2	41.6	41.6	
12/1/2023		10-8	7:23	7:32	20	4.6	41.6	41.6	
		8-6	7:32	7:41	20	4.6	41.6	41.6	
	IP-31	25-23	16:21	16:26	45	5.3	26.3	26.3	
		23-21	16:26	16:41	45	1.8	26.3	26.3	
		21-19	16:41	16:46	45	5.3	26.3	26.3	
11/30/2023		19-17	16:51	16:55	40	6.6	26.3	26.3	
		17-15	16:55	16:59	40	6.6	26.3	26.3	
		15-13	16:59	17:03	40	6.6	26.3	26.3	
		13-11	17:03	17:07	40	6.6	26.3	26.3	
		11-9	7:23	7:28	40	5.3	26.3	26.3	
12/1/2023		9-7	7:28	7:35	40	3.8	26.3	26.3	
		7-6	7:35	7:39	40	3.3	13.3	13.3	
						#DIV/0!			
						#DIV/0!			
						#DIV/0!			
						#DIV/0!			
						#DIV/0!			
						#DIV/0!			
						#DIV/0!			
						#DIV/0!			
						#DIV/0!			
						#DIV/0!			
						#DIV/0!			
						#DIV/0!			