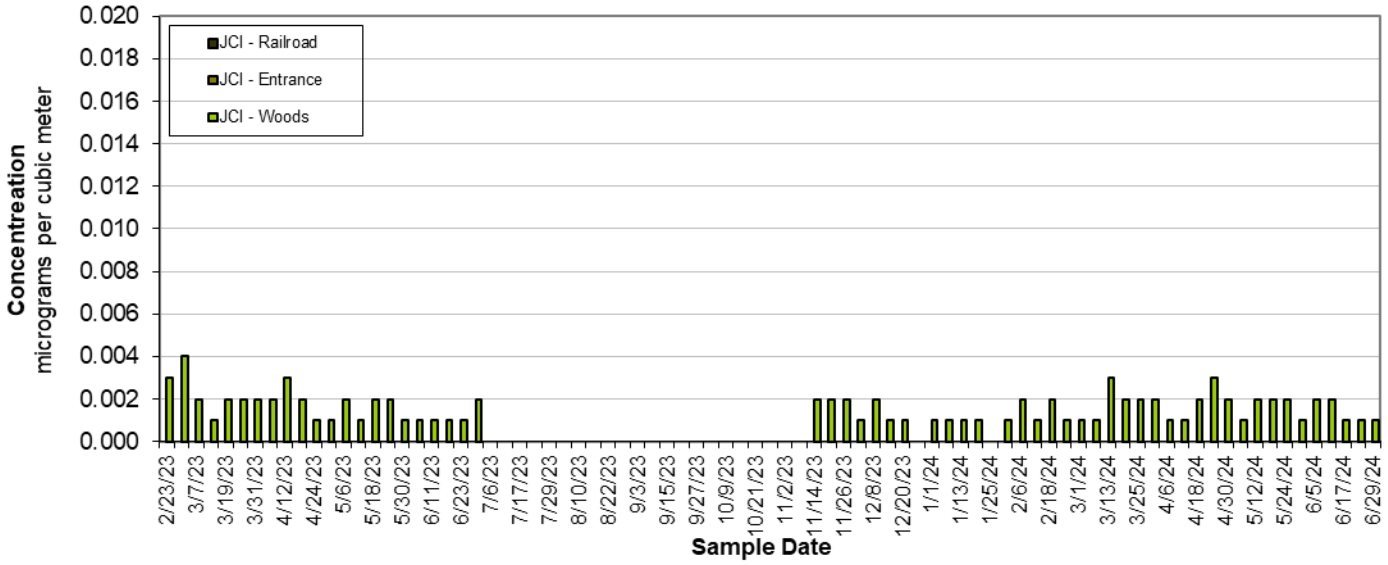


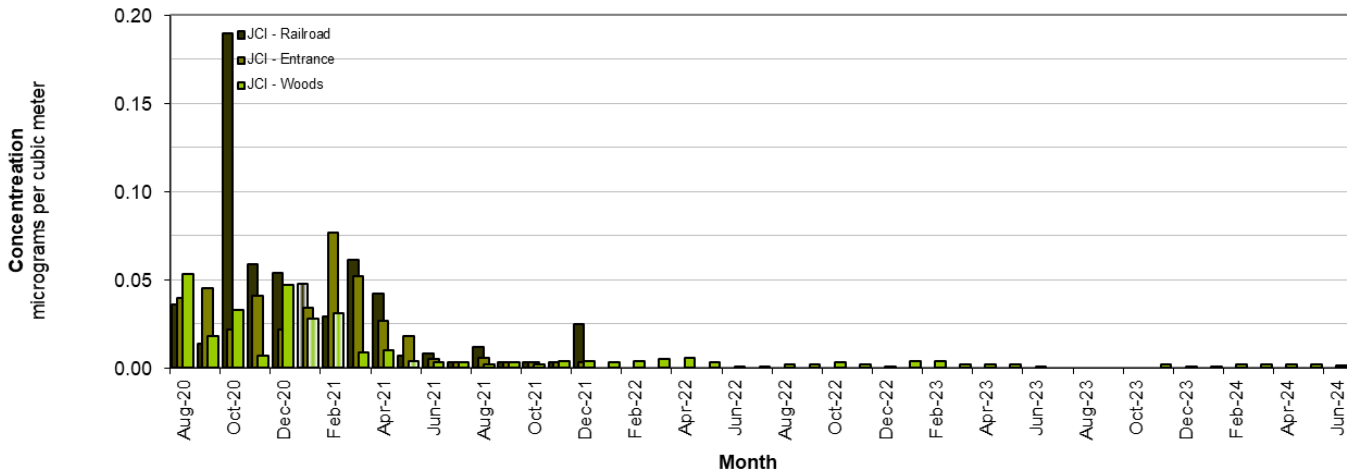
Johnson Control Florence Recycling Facility
24 Hour Average Lead concentration



Level of the standard		0.15 µg/M ³	
Individual Daily Lead Data			
Sample Date	Concentration(µg/M ³)		
	041-8001-1	041-8002-1	041-8003-1
	JCI - Railroad	JCI - Entrance	JCI - Woods
2/23/2023			0.003
3/1/2023			0.004
3/7/2023			0.002
3/13/2023			0.001
3/19/2023			0.002
3/25/2023			0.002
3/31/2023			0.002
4/6/2023			0.002
4/12/2023			0.003
4/18/2023			0.002
4/24/2023			0.001
4/30/2023			0.001
5/6/2023			0.002
5/12/2023			0.001
5/18/2023			0.002
5/24/2023			0.002
5/30/2023			0.001
6/5/2023			0.001
6/11/2023			0.001
6/17/2023			0.001
6/23/2023			0.001
6/29/2023			0.002

7/6/2023			
7/11/2023			
7/17/2023			
7/23/2023			*
7/29/2023			*
8/4/2023			*
8/10/2023			*
8/16/2023			*
8/22/2023			*
8/28/2023			*
9/3/2023			*
9/9/2023			*
9/15/2023			*
9/21/2023			*
9/27/2023			*
10/3/2023			*
10/9/2023			*
10/15/2023			*
10/21/2023			*
10/27/2023			*
11/2/2023			*
11/8/2023			*
11/14/2023			0.002
11/20/2023			0.002
11/26/2023			0.002
12/2/2023			0.001
12/8/2023			0.002
12/14/2023			0.001
12/20/2023			0.001
12/26/2023			0.000
1/1/2024			0.001
1/7/2024			0.001
1/13/2024			0.001
1/19/2024			0.001
1/25/2024			0.000
1/31/2024			0.001
2/6/2024			0.002
2/12/2024			0.001
2/18/2024			0.002
2/24/2024			0.001
3/1/2024			0.001
3/7/2024			0.001
3/13/2024			0.003
3/19/2024			0.002
3/25/2024			0.002
3/31/2024			0.002
4/6/2024			0.001
4/12/2024			0.001
4/18/2024			0.002
4/24/2024			0.003
4/30/2024			0.002
5/6/2024			0.001
5/12/2024			0.002
5/18/2024			0.002
5/24/2024			0.002
5/30/2024			0.001
6/5/2024			0.002
6/11/2024			0.002
6/17/2024			0.001
6/23/2024			0.001
6/29/2024			0.001

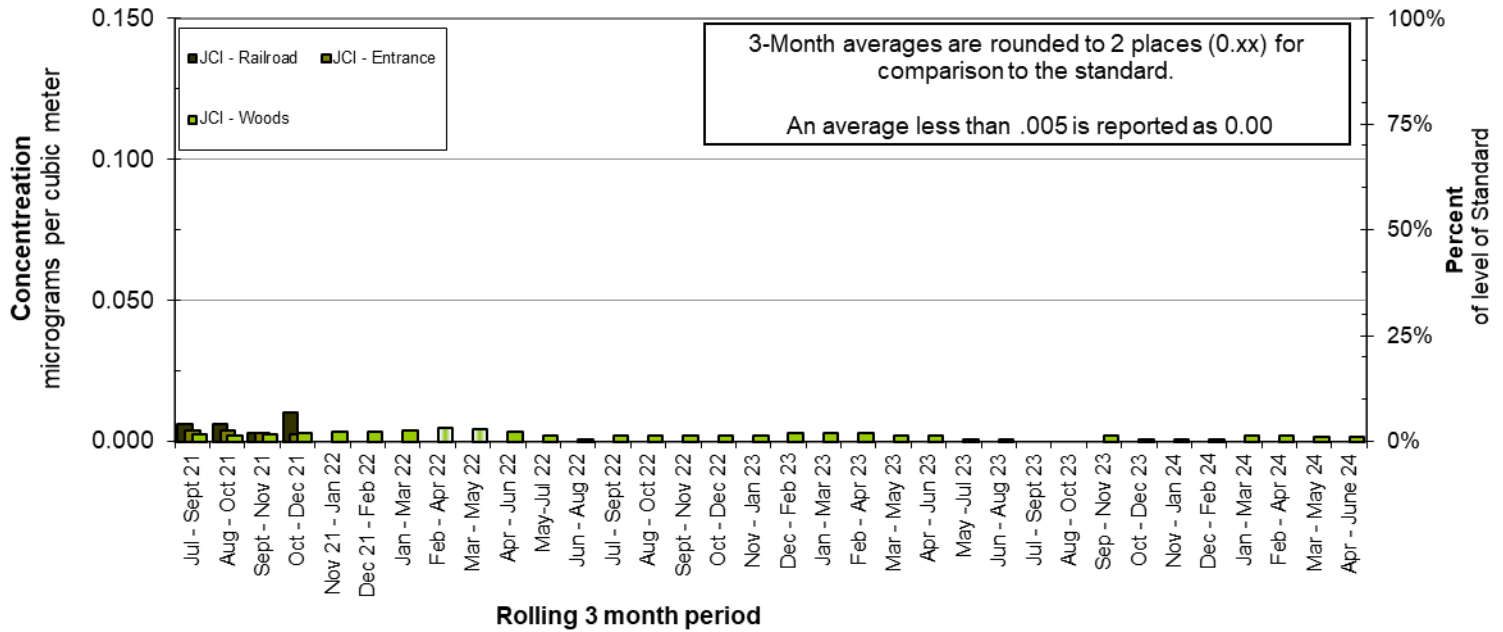
Johnson Control Florence Recycling Facility
Monthly Average Lead concentration



Level of the standard		0.15 µg/M ³		
Monthly Average Lead Data				
Conc.(µg/M³)				
	041-8001-1	041-8002-1	041-8003-1	
Sample Date	JCI - Railroad	JCI - Entrance	JCI - Woods	
Jul-21	0.012	0.006	0.003	
Aug-21	0.003	0.003	0.002	
Sep-21	0.003	0.003	0.003	
Oct-21	0.003	0.003	0.002	
Nov-21	0.025	0.003	0.004	
Dec-21			0.004	
Jan-22			0.003	
Feb-22			0.004	
Mar-22			0.005	
Apr-22			0.006	
May-22			0.003	
Jun-22			0.001	
Jul-22			0.001	

Aug-22			0.002
Sep-22			0.002
Oct-22			0.003
Nov-22			0.002
Dec-22			0.001
Jan-23			0.004
Feb-23			0.004
Mar-23			0.002
Apr-23			0.002
May-23			0.002
Jun-23			0.001
Jul-23		*	
Aug-23		*	
Sep-23		*	
Oct-23		*	
Nov-23			0.002
Dec-23			0.001
Jan-24			0.001
Feb-24			0.002
Mar-24			0.002
Apr-24			0.002
May-24		▼	0.002
Jun-24		▼	0.001

Johnson Control Florence Recycling Facility
Three Month Average Lead concentration



Level of the standard		0.15 µg/M ³	
Three Month Average Lead Data			
Sample Date	Conc.(µg/M ³)		
	041-8001-1 JCI - Railroad	041-8002-1 JCI - Entrance	041-8003-1 JCI - Woods
Apr-Jun 21	0.006	0.009	0.006
May-Jul 21	0.008	0.005	0.003
Jun - Aug 21	0.006	0.004	0.003
Jul - Sept 21	0.006	0.004	0.002
Aug - Oct 21	0.003	0.003	0.002
Sept - Nov 21	0.010	0.003	0.003
Oct - Dec 21			0.003
Nov 21 - Jan 22			0.003
Dec 21 - Feb 22			0.004
Jan - Mar 22			0.004
Feb - Apr 22			0.005
Mar - May 22			0.005
Apr - Jun 22			0.003

May-Jul 22			0.002
Jun - Aug 22			0.001
Jul - Sept 22			0.002
Aug - Oct 22			0.002
Sept - Nov 22			0.002
Oct - Dec 22			0.002
Nov - Jan 23			0.002
Dec - Feb 23			0.003
Jan - Mar 23			0.003
Feb - Apr 23			0.003
Mar - May 23			0.002
Apr - Jun 23			0.002
May -Jul 23			0.001
Jun - Aug 23			0.001
Jul - Sept 23		*	
Aug - Oct 23		*	
Sep - Nov 23			0.002
Oct - Dec 23			0.001
Nov - Jan 24			0.001
Dec - Feb 24			0.001
Jan - Mar 24			0.002
Feb - Apr 24			0.002
Mar - May 24			0.002
Apr - June 24			0.002

The facility ceased operations in November 2021. At that time, sampling was consolidated at the Woods location.

*The facility was without power and there was no sampling from July 23rd – November 8th, 2023