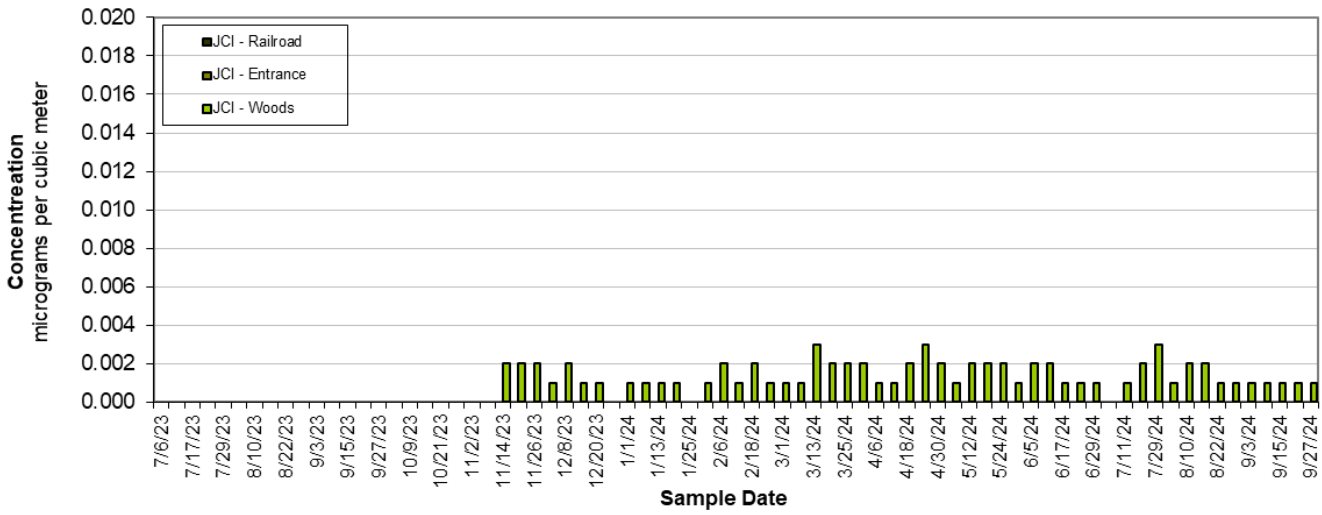


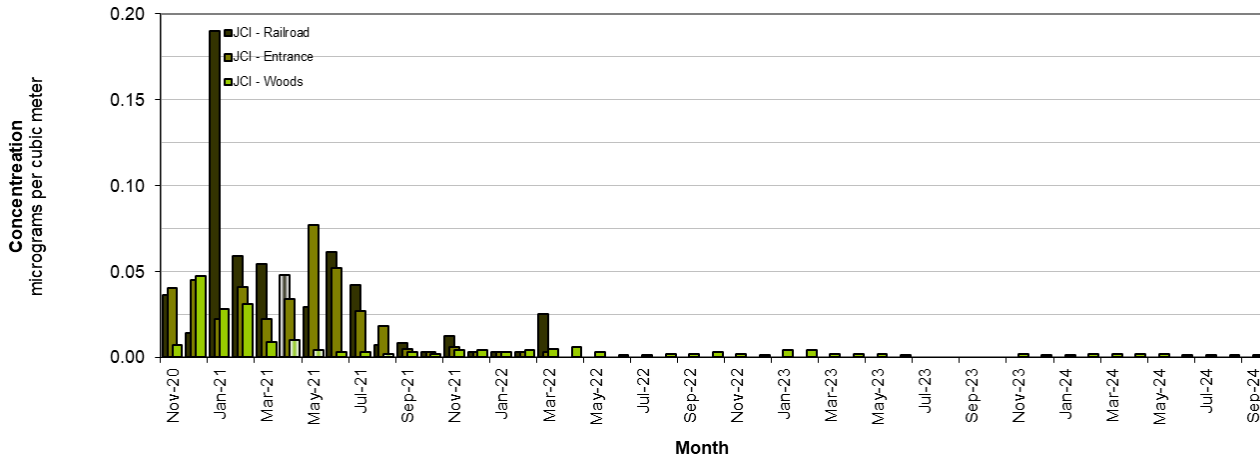
Johnson Control Florence Recycling Facility
24 Hour Average Lead concentration



Level of the standard	0.15 µg/M ³		
Individual Daily Lead Data			
	Concentration(µg/M³)		
	041-8001-1	041-8002-1	041-8003-1
Sample Date	JCI - Railroad	JCI - Entrance	CI - Wood:
6/5/2023			0.001
6/11/2023			0.001
6/17/2023			0.001
6/23/2023			0.001
6/29/2023			0.002
7/6/2023			
7/11/2023			
7/17/2023			
7/23/2023			*
7/29/2023			*
8/4/2023			*
8/10/2023			*
8/16/2023			*
8/22/2023			*
8/28/2023			*
9/3/2023			*
9/9/2023			*
9/15/2023			*
9/21/2023			*
9/27/2023			*

10/3/2023		*
10/9/2023		*
10/15/2023		*
10/21/2023		*
10/27/2023		*
11/2/2023		*
11/8/2023		*
11/14/2023		0.002
11/20/2023		0.002
11/26/2023		0.002
12/2/2023		0.001
12/8/2023		0.002
12/14/2023		0.001
12/20/2023		0.001
12/26/2023		0.000
1/1/2024		0.001
1/7/2024		0.001
1/13/2024		0.001
1/19/2024		0.001
1/25/2024		0.000
1/31/2024		0.001
2/6/2024		0.002
2/12/2024		0.001
2/18/2024		0.002
2/24/2024		0.001
3/1/2024		0.001
3/7/2024		0.001
3/13/2024		0.003
3/19/2024		0.002
3/25/2024		0.002
3/31/2024		0.002
4/6/2024		0.001
4/12/2024		0.001
4/18/2024		0.002
4/24/2024		0.003
4/30/2024		0.002
5/6/2024		0.001
5/12/2024		0.002
5/18/2024		0.002
5/24/2024		0.002
5/30/2024		0.001
6/5/2024		0.002
6/11/2024		0.002
6/17/2024		0.001
6/23/2024		0.001
6/29/2024		0.001
7/5/2024		0.000
7/11/2024		0.001
7/17/2024		
7/23/2024		0.002
7/29/2024		0.003
8/4/2024		0.001
8/10/2024		0.002
8/16/2024		0.002
8/22/2024		0.001
8/28/2024		0.001
9/3/2024		0.001
9/9/2024		0.001
9/15/2024		0.001
9/21/2024		0.001
9/27/2024		0.001

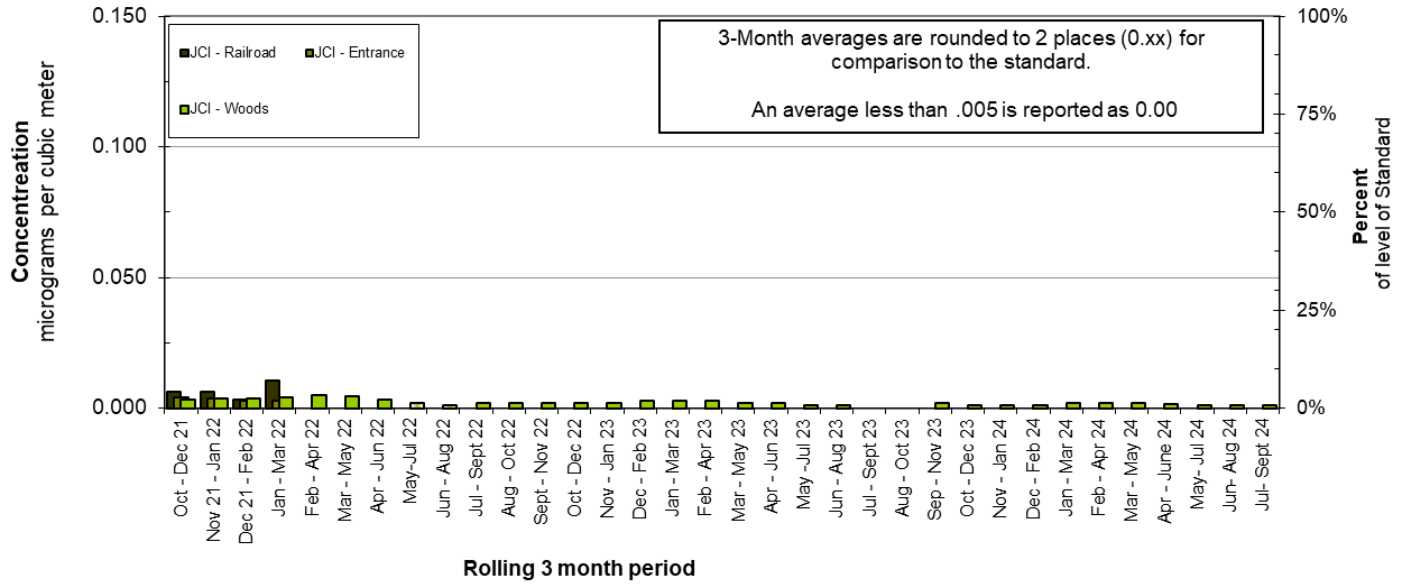
Johnson Control Florence Recycling Facility
Monthly Average Lead concentration



Level of the standard	0.15 µg/M ³		
Monthly Average Lead Data			
	Conc. (µg/M³)		
	041-8001-1	041-8002-1	041-8003-1
Sample Date	JCI - Railroad	JCI - Entrance	JCI - Woods
Oct-21	0.003	0.003	0.002
Nov-21	0.025	0.003	0.004
Dec-21			0.004
Jan-22			0.003
Feb-22			0.004
Mar-22			0.005
Apr-22			0.006
May-22			0.003
Jun-22			0.001
Jul-22			0.001
Aug-22			0.002
Sep-22			0.002
Oct-22			0.003

Nov-22			0.002
Dec-22			0.001
Jan-23			0.004
Feb-23			0.004
Mar-23			0.002
Apr-23			0.002
May-23			0.002
Jun-23			0.001
Jul-23		*	
Aug-23		*	
Sep-23		*	
Oct-23		*	
Nov-23			0.002
Dec-23			0.001
Jan-24			0.001
Feb-24			0.002
Mar-24			0.002
Apr-24			0.002
May-24		▼	0.002
Jun-24		▼	0.001
Jul-24			0.001
Aug-24		▼	0.001
Sep-24		▼	0.001

Johnson Control Florence Recycling Facility
Three Month Average Lead concentration



Level of the standard		0.15 µg/M ³		
Three Month Average Lead Data				
<u>Conc.(µg/M³)</u>				
	041-8001-1	041-8002-1	041-8003-1	
<u>Sample Date</u>	JCI - Railroad	JCI - Entrance	JCI - Woods	
Jul - Sept 21	0.006	0.004	0.002	
Aug - Oct 21	0.003	0.003	0.002	
Sept - Nov 21	0.010	0.003	0.003	
Oct - Dec 21			0.003	
Nov 21 - Jan 22			0.003	
Dec 21 - Feb 22			0.004	
Jan - Mar 22			0.004	
Feb - Apr 22			0.005	
Mar - May 22			0.005	
Apr - Jun 22			0.003	
May-Jul 22			0.002	
Jun - Aug 22			0.001	
Jul - Sept 22			0.002	

Aug - Oct 22			0.002
Sept - Nov 22			0.002
Oct - Dec 22			0.002
Nov - Jan 23			0.002
Dec - Feb 23			0.003
Jan - Mar 23			0.003
Feb - Apr 23			0.003
Mar - May 23			0.002
Apr - Jun 23			0.002
May -Jul 23			0.001
Jun - Aug 23			0.001
Jul - Sept 23		*	
Aug - Oct 23		*	
Sep - Nov 23			0.002
Oct - Dec 23			0.001
Nov - Jan 24			0.001
Dec - Feb 24			0.001
Jan - Mar 24			0.002
Feb - Apr 24			0.002
Mar - May 24			0.002
Apr - June 24			0.002
May- Jul 24			0.001
Jun- Aug 24			0.001
Jul- Sept 24			0.001

The facility ceased operations in November 2021. At that time, sampling was consolidated at the Woods location.

*The facility was without power and there was no sampling from July 23rd – November 8th, 2023