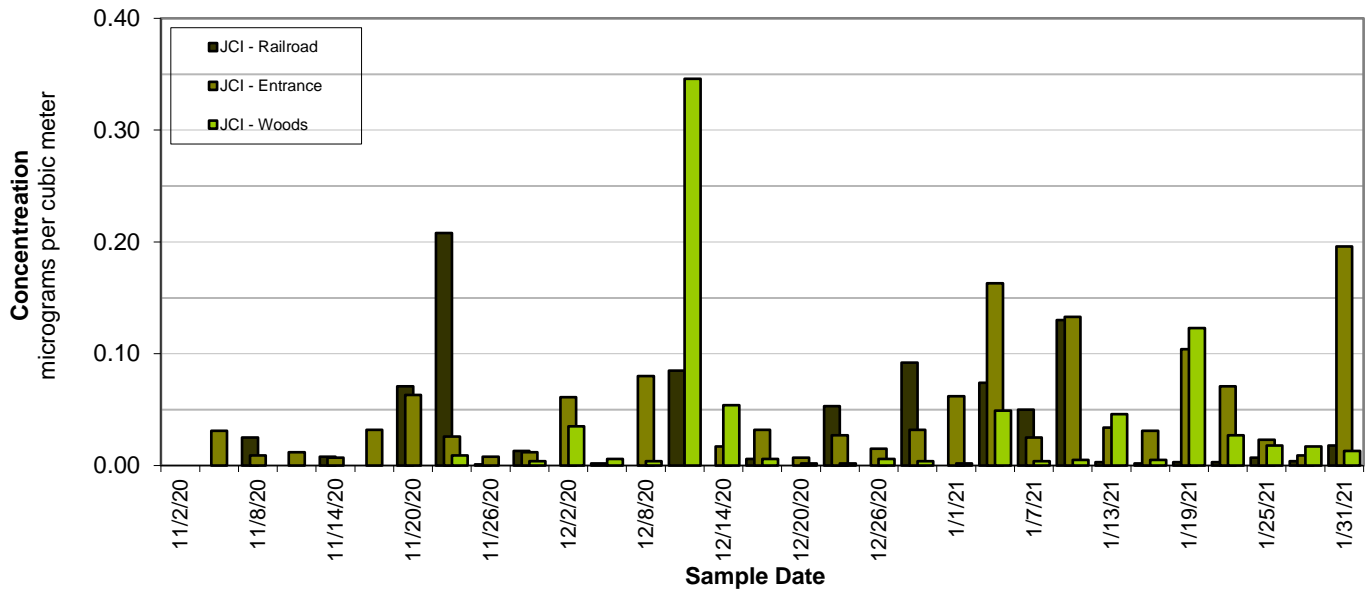
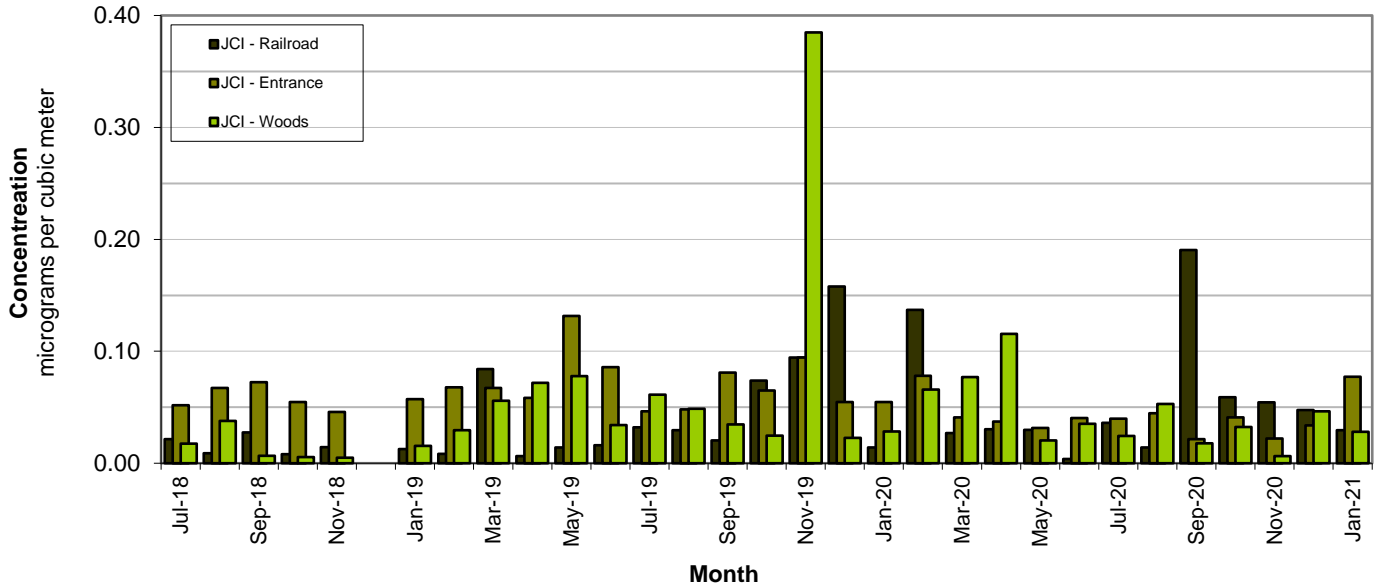


Johnson Control Florence Recycling Facility
24 Hour Average Lead concentration



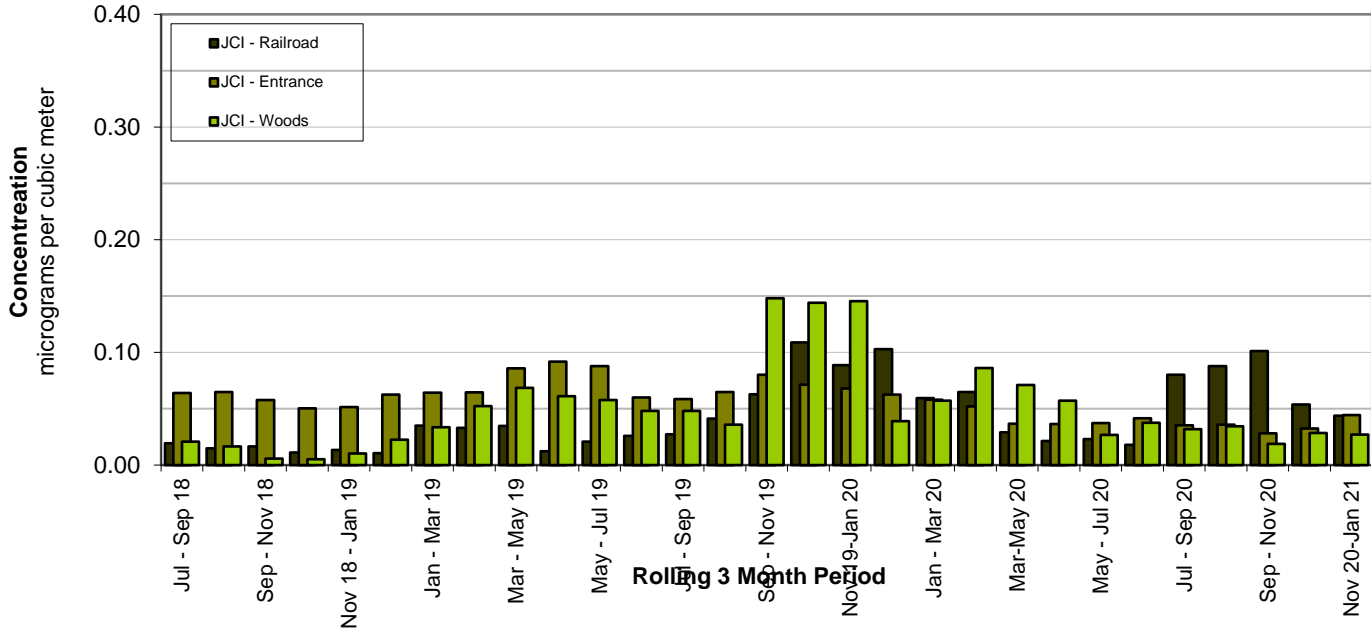
| Level of the standard | 0.15 µg/M3 | | |
|-----------------------------------|-----------------------------|-----------------------|--------------------|
| Individual Daily Lead Data | | | |
| | Concentration(µg/M3) | | |
| | 041-8001-1 | 041-8002-1 | 041-8003-1 |
| Sample Date | JCI - Railroad | JCI - Entrance | JCI - Woods |
| 11/02/20 | | | |
| 11/05/20 | | 0.031 | |
| 11/08/20 | 0.025 | 0.009 | |
| 11/11/20 | | 0.012 | |
| 11/14/20 | 0.008 | 0.007 | |
| 11/17/20 | | 0.032 | |
| 11/20/20 | 0.071 | 0.063 | |
| 11/23/20 | 0.208 | 0.026 | 0.009 |
| 11/26/20 | 0.001 | 0.008 | |
| 11/29/20 | 0.013 | 0.012 | 0.004 |
| 12/02/20 | | 0.061 | 0.035 |
| 12/05/20 | 0.002 | | 0.006 |
| 12/08/20 | | 0.08 | 0.004 |
| 12/11/20 | 0.085 | | 0.346 |
| 12/14/20 | | 0.017 | 0.054 |
| 12/17/20 | 0.006 | 0.032 | 0.006 |
| 12/20/20 | | 0.007 | 0.002 |
| 12/23/20 | 0.053 | 0.027 | 0.002 |
| 12/26/20 | | 0.015 | 0.006 |
| 12/29/20 | 0.092 | 0.032 | 0.004 |
| 01/01/21 | | 0.062 | 0.002 |
| 01/04/21 | 0.074 | 0.163 | 0.049 |
| 01/07/21 | 0.05 | 0.025 | 0.004 |
| 01/10/21 | 0.13 | 0.133 | 0.005 |
| 01/13/21 | 0.003 | 0.034 | 0.046 |
| 01/16/21 | 0.002 | 0.031 | 0.005 |
| 01/19/21 | 0.003 | 0.104 | 0.123 |
| 01/22/21 | 0.003 | 0.071 | 0.027 |
| 01/25/21 | 0.007 | 0.023 | 0.018 |
| 01/28/21 | 0.004 | 0.009 | 0.017 |
| 01/31/21 | 0.018 | 0.196 | 0.013 |

Johnson Control Florence Recycling Facility Monthly Average Lead Concentration



| Level of the standard | | 0.15 µg/M ³ | | |
|----------------------------------|-----------------------|------------------------|--------------------|--|
| Monthly Average Lead Data | | | | |
| Concentration(µg/M3) | | | | |
| | 041-8001-1 | 041-8002-1 | 041-8003-1 | |
| Month | JCI - Railroad | JCI - Entrance | JCI - Woods | |
| Jul-18 | 0.022 | 0.052 | 0.018 | |
| Aug-18 | 0.009 | 0.067 | 0.038 | |
| Sep-18 | 0.028 | 0.072 | 0.007 | |
| Oct-18 | 0.008 | 0.055 | 0.006 | |
| Nov-18 | 0.015 | 0.046 | 0.005 | |
| Dec-18 | | | | |
| Jan-19 | 0.013 | 0.057 | 0.016 | |
| Feb-19 | 0.009 | 0.068 | 0.030 | |
| Mar-19 | 0.084 | 0.067 | 0.056 | |
| Apr-19 | 0.007 | 0.058 | 0.072 | |
| May-19 | 0.014 | 0.132 | 0.078 | |
| Jun-19 | 0.016 | 0.086 | 0.034 | |
| Jul-19 | 0.032 | 0.046 | 0.061 | |
| Aug-19 | 0.030 | 0.048 | 0.049 | |
| Sep-19 | 0.021 | 0.081 | 0.035 | |
| Oct-19 | 0.074 | 0.065 | 0.025 | |
| Nov-19 | 0.094 | 0.094 | 0.385 | |
| Dec-19 | 0.158 | 0.055 | 0.023 | |
| Jan-20 | 0.014 | 0.055 | 0.028 | |
| Feb-20 | 0.137 | 0.078 | 0.066 | |
| Mar-20 | 0.027 | 0.041 | 0.077 | |
| Apr-20 | 0.031 | 0.037 | 0.116 | |
| May-20 | 0.030 | 0.032 | 0.021 | |
| Jun-20 | 0.004 | 0.040 | 0.035 | |
| Jul-20 | 0.036 | 0.040 | 0.024 | |
| Aug-20 | 0.014 | 0.045 | 0.053 | |
| Sep-20 | 0.190 | 0.022 | 0.018 | |
| Oct-20 | 0.059 | 0.041 | 0.033 | |
| Nov-20 | 0.054 | 0.022 | 0.007 | |
| Dec-20 | 0.048 | 0.034 | 0.047 | |
| Jan-21 | 0.029 | 0.077 | 0.028 | |

Johnson Control Florence Recycling Facility Three Month Average Lead Concentration



| Level of the standard | | 0.15 $\mu\text{g}/\text{M}^3$ | | |
|--------------------------------------|---|-------------------------------|---------------------------|--|
| Three Month Average Lead Data | | | | |
| Month Range | Concentration($\mu\text{g}/\text{M}^3$) | | | |
| | 041-8001-1 JCI - Railroad | 041-8002-1 JCI - Entrance | 041-8003-1 JCI - Woods | |
| Jul - Sep 18 | 0.019 | 0.064 | 0.021 | |
| Aug - Oct 18 | 0.015 | 0.065 | 0.017 | |
| Sep - Nov 18 | 0.017 | 0.058 | 0.006 | |
| Oct - Dec 18 | 0.011 | 0.050 | 0.005 | |
| Nov 18 - Jan 19 | 0.014 | 0.052 | 0.010 | |
| Dec 18 - Feb 19 | 0.011 | 0.063 | 0.023 | |
| Jan - Mar 19 | 0.035 | 0.064 | 0.034 | |
| Feb - Apr 19 | 0.033 | 0.065 | 0.052 | |
| Mar - May 19 | 0.035 | 0.086 | 0.068 | |
| Apr - Jun 19 | 0.012 | 0.092 | 0.061 | |
| May - Jul 19 | 0.021 | 0.088 | 0.058 | |
| Jun - Aug 19 | 0.026 | 0.060 | 0.048 | |
| Jul - Sep 19 | 0.027 | 0.058 | 0.048 | |
| Aug - Oct 19 | 0.041 | 0.065 | 0.036 | |
| Sep - Nov 19 | 0.063 | 0.080 | 0.148 | |
| Oct - Dec 19 | 0.109 | 0.071 | 0.144 | |
| Nov 19-Jan 20 | 0.089 | 0.068 | 0.145 | |
| Dec 19-Feb 20 | 0.103 | 0.062 | 0.039 | |
| Jan - Mar 20 | 0.059 | 0.058 | 0.057 | |
| Feb - Apr 20 | 0.065 | 0.052 | 0.086 | |
| Mar-May 20 | 0.029 | 0.037 | 0.071 | |
| Apr - Jun 20 | 0.021 | 0.036 | 0.057 | |
| May - Jul 20 | 0.023 | 0.037 | 0.027 | |
| Jun - Aug 20 | 0.018 | 0.042 | 0.038 | |
| Jul - Sep 20 | 0.080 | 0.035 | 0.032 | |
| Aug - Oct 20 | 0.088 | 0.036 | 0.034 | |
| Sep - Nov 20 | 0.101 | 0.028 | 0.019 | |
| Oct - Dec 20 | 0.054 | 0.032 | 0.029 | |
| Nov 20-Jan 21 | 0.044 | 0.044 | 0.027 | |