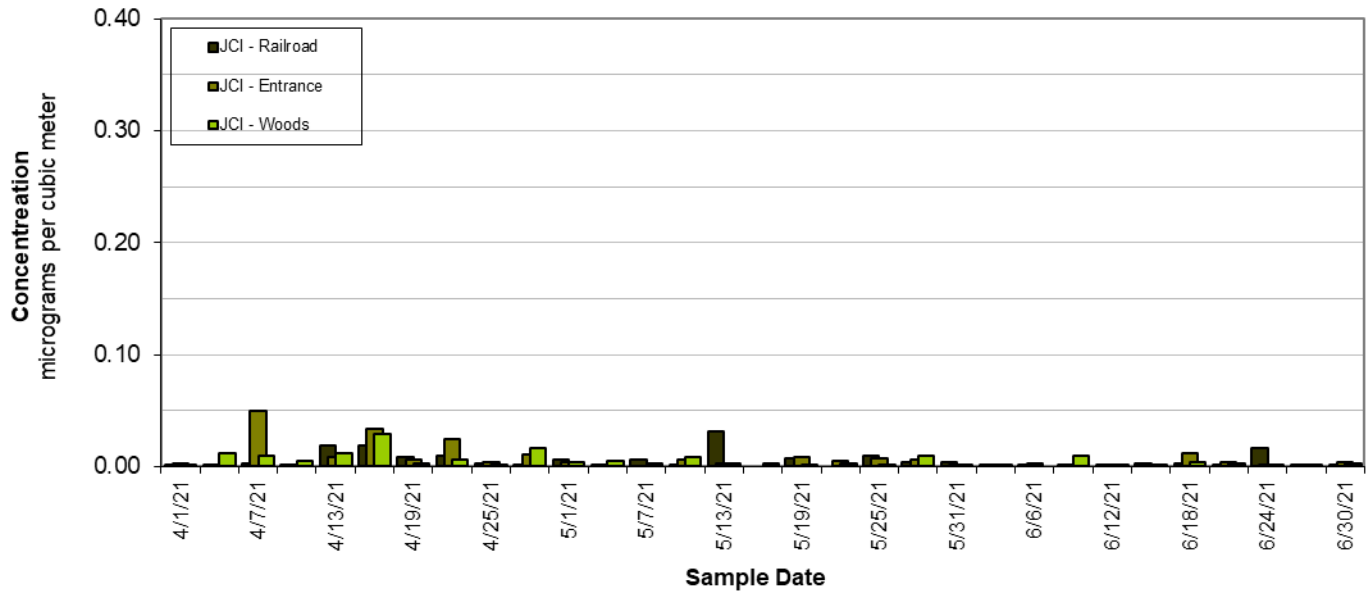
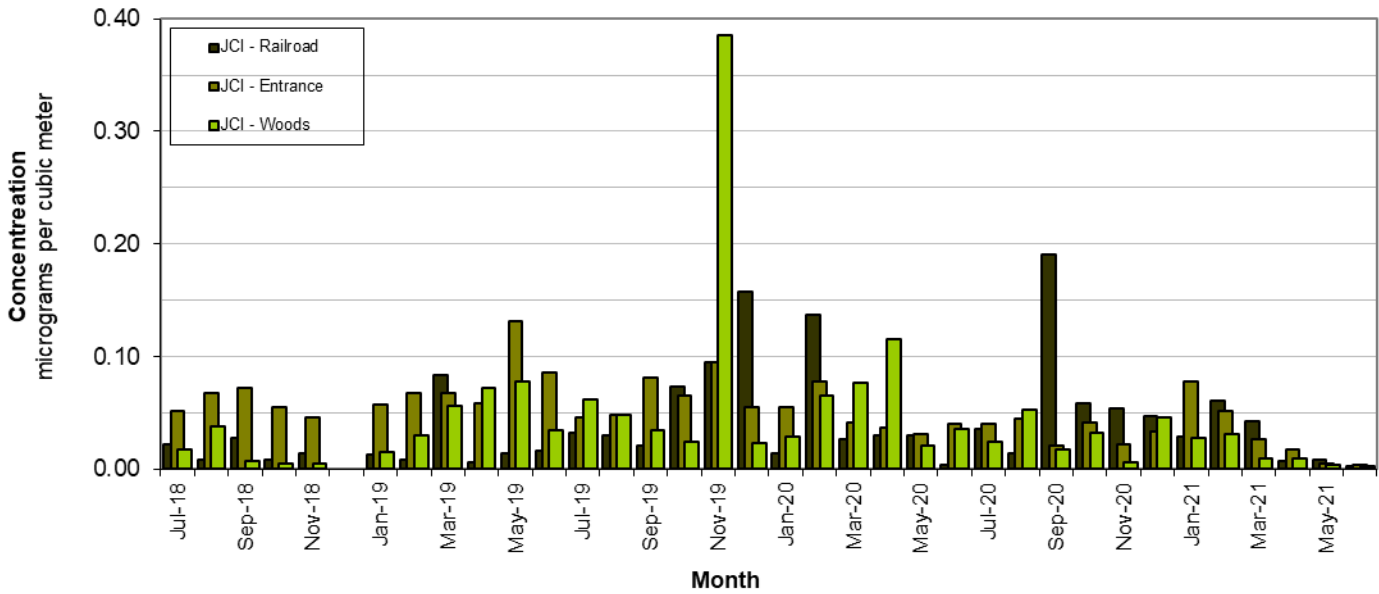


Johnson Control Florence Recycling Facility
24 Hour Average Lead concentration



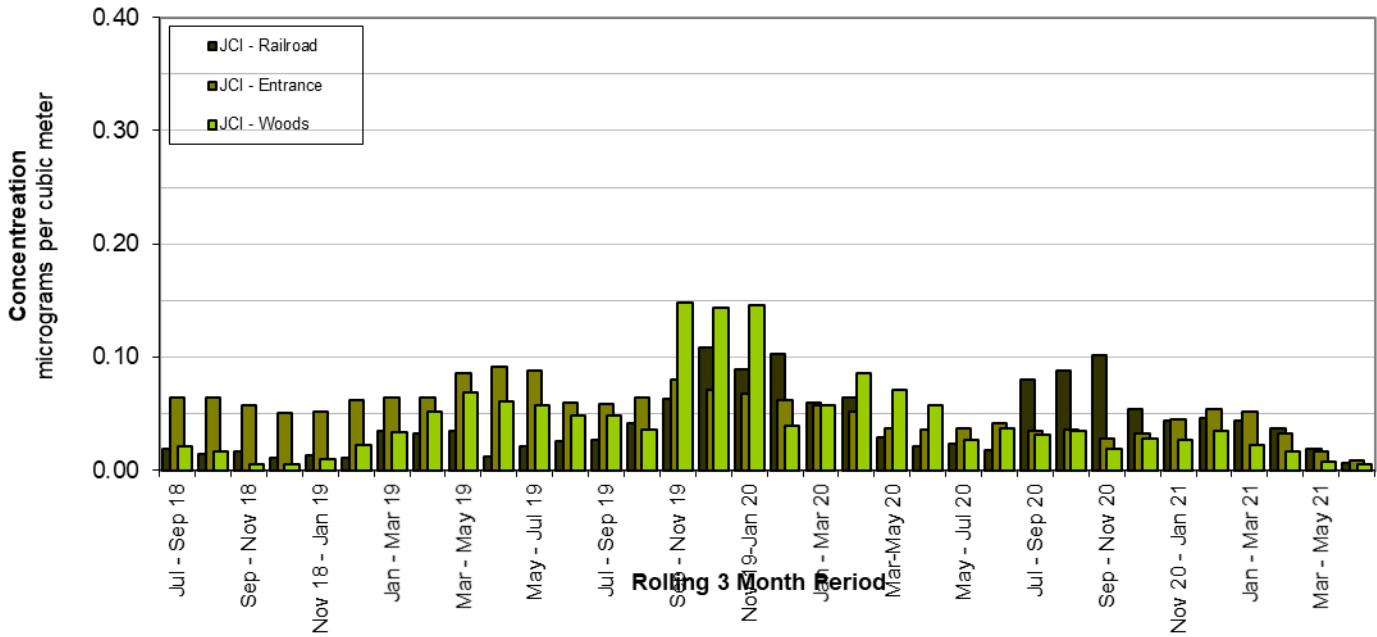
Level of the standard		0.15 µg/M3		
Individual Daily Lead Data				
Concentration(µg/M3)				
	041-8001-1	041-8002-1	041-8003-1	
Sample Date	JCI - Railroad	JCI - Entrance	JCI - Woods	
04/01/21	0.001	0.003	0.002	
04/04/21	0.002		0.012	
04/07/21	0.003	0.05	0.01	
04/10/21	0.002		0.005	
04/13/21	0.019	0.009	0.012	
04/16/21	0.019	0.034	0.029	
04/19/21	0.008	0.006	0.003	
04/22/21	0.01	0.024	0.006	
04/25/21	0.003	0.004	0.002	
04/28/21	0.002	0.011	0.017	
05/01/21	0.006	0.004	0.004	
05/04/21	0.001		0.005	
05/07/21	0.006		0.003	
05/10/21	0.002	0.006	0.008	
05/13/21	0.031	0.003	0.003	
05/16/21			0.003	
05/19/21	0.007	0.008	0.001	
05/22/21		0.005	0.003	
05/25/21	0.01	0.007	0.002	
05/28/21	0.004	0.006	0.01	
05/31/21	0.004	0.002	0.002	
06/03/21	0.001	0.002	0.002	
06/06/21	0.001	0.003		
06/09/21	0.001	0.002	0.01	
06/12/21	0.002	0.001	0.001	
06/15/21	0.003	0.002	0.002	
06/18/21	0.003	0.012	0.004	
06/21/21	0.001	0.004	0.003	
06/24/21	0.016	0.002	0.001	
06/27/21	0.002	0.002	0.001	
06/30/21	0.001	0.004	0.003	

Johnson Control Florence Recycling Facility Monthly Average Lead Concentration



Level of the standard		0.15 µg/M ³		
Monthly Average Lead Data				
Concentration(µg/M3)				
	041-8001-1	041-8002-1	041-8003-1	
Month	JCI - Railroad	JCI - Entrance	JCI - Woods	
Jul-18	0.022	0.052	0.018	
Aug-18	0.009	0.067	0.038	
Sep-18	0.028	0.072	0.007	
Oct-18	0.008	0.055	0.006	
Nov-18	0.015	0.046	0.005	
Dec-18				
Jan-19	0.013	0.057	0.016	
Feb-19	0.009	0.068	0.030	
Mar-19	0.084	0.067	0.056	
Apr-19	0.007	0.058	0.072	
May-19	0.014	0.132	0.078	
Jun-19	0.016	0.086	0.034	
Jul-19	0.032	0.046	0.061	
Aug-19	0.030	0.048	0.049	
Sep-19	0.021	0.081	0.035	
Oct-19	0.074	0.065	0.025	
Nov-19	0.094	0.094	0.385	
Dec-19	0.158	0.055	0.023	
Jan-20	0.014	0.055	0.028	
Feb-20	0.137	0.078	0.066	
Mar-20	0.027	0.041	0.077	
Apr-20	0.031	0.037	0.116	
May-20	0.030	0.032	0.021	
Jun-20	0.004	0.040	0.035	
Jul-20	0.036	0.040	0.024	
Aug-20	0.014	0.045	0.053	
Sep-20	0.190	0.022	0.018	
Oct-20	0.059	0.041	0.033	
Nov-20	0.054	0.022	0.007	
Dec-20	0.048	0.034	0.047	
Jan-21	0.029	0.077	0.028	
Feb-21	0.061	0.052	0.031	
Mar-21	0.042	0.027	0.009	
Apr-21	0.007	0.018	0.010	
May-21	0.008	0.005	0.004	
Jun-21	0.003	0.003	0.003	

Johnson Control Florence Recycling Facility Three Month Average Lead Concentration



Level of the standard	0.15 $\mu\text{g}/\text{M}^3$		
Three Month Average Lead Data			
Month Range	Concentration($\mu\text{g}/\text{M}^3$)		
	041-8001-1 JCI - Railroad	041-8002-1 JCI - Entrance	041-8003-1 JCI - Woods
Jul - Sep 18	0.019	0.064	0.021
Aug - Oct 18	0.015	0.065	0.017
Sep - Nov 18	0.017	0.058	0.006
Oct - Dec 18	0.011	0.050	0.005
Nov 18 - Jan 19	0.014	0.052	0.010
Dec 18 - Feb 19	0.011	0.063	0.023
Jan - Mar 19	0.035	0.064	0.034
Feb - Apr 19	0.033	0.065	0.052
Mar - May 19	0.035	0.086	0.068
Apr - Jun 19	0.012	0.092	0.061
May - Jul 19	0.021	0.088	0.058
Jun - Aug 19	0.026	0.060	0.048
Jul - Sep 19	0.027	0.058	0.048
Aug - Oct 19	0.041	0.065	0.036
Sep - Nov 19	0.063	0.080	0.148
Oct - Dec 19	0.109	0.071	0.144
Nov 19-Jan 20	0.089	0.068	0.145
Dec 19-Feb 20	0.103	0.062	0.039
Jan - Mar 20	0.059	0.058	0.057
Feb - Apr 20	0.065	0.052	0.086
Mar-May 20	0.029	0.037	0.071
Apr - Jun 20	0.021	0.036	0.057
May - Jul 20	0.023	0.037	0.027
Jun - Aug 20	0.018	0.042	0.038
Jul - Sep 20	0.080	0.035	0.032
Aug - Oct 20	0.088	0.036	0.034
Sep - Nov 20	0.101	0.028	0.019
Oct - Dec 20	0.054	0.032	0.029
Nov 20 - Jan 21	0.044	0.044	0.027
Dec 20 - Feb 21	0.046	0.054	0.035
Jan - Mar 21	0.044	0.052	0.023
Feb - Apr 21	0.037	0.032	0.017
Mar - May 21	0.019	0.017	0.008
Apr-Jun 21	0.006	0.009	0.006