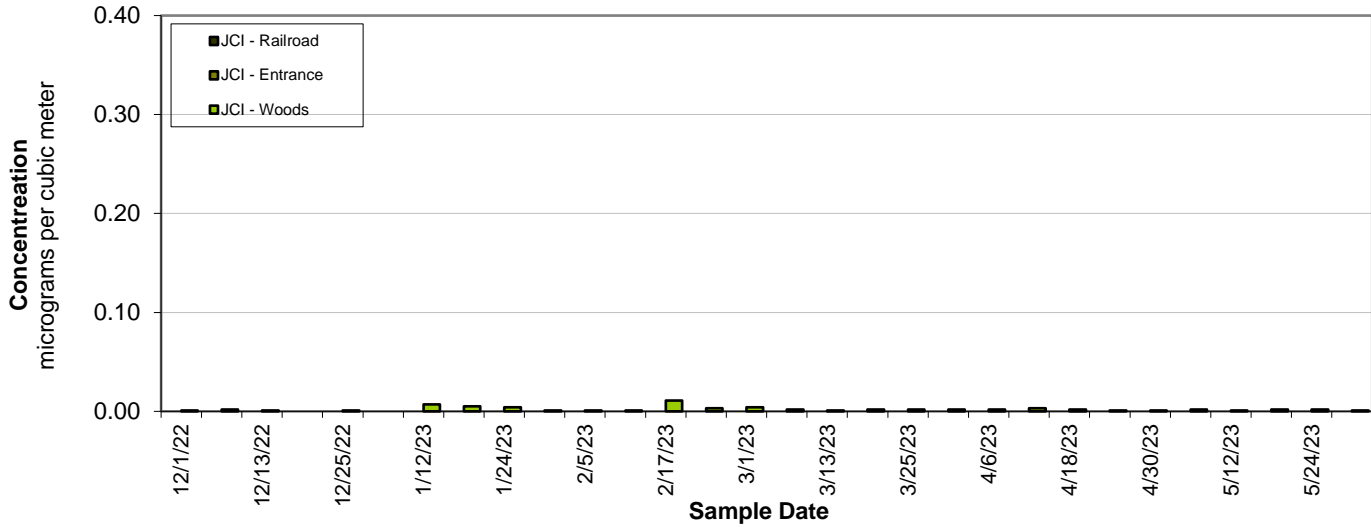
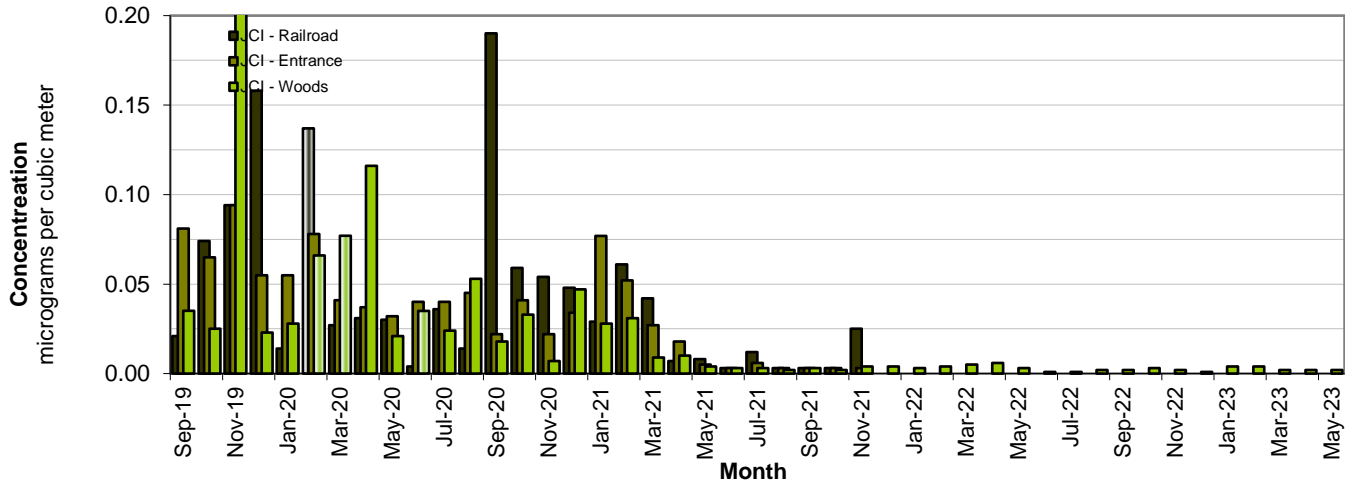


### Johnson Control Florence Recycling Facility 24 Hour Average Lead concentration



| Level of the standard             |                                    | 0.15 µg/M <sup>3</sup> |             |            |
|-----------------------------------|------------------------------------|------------------------|-------------|------------|
| <b>Individual Daily Lead Data</b> |                                    |                        |             |            |
| Sample Date                       | Concentration (µg/M <sup>3</sup> ) |                        |             | 041-8003-1 |
|                                   | 041-8001-1                         | 041-8002-1             | 041-8003-1  |            |
|                                   | JCI - Railroad                     | JCI - Entrance         | JCI - Woods |            |
| 12/1/2022                         |                                    |                        |             | 0.001      |
| 12/7/2022                         |                                    |                        |             | 0.002      |
| 12/13/2022                        |                                    |                        |             | 0.001      |
| 12/25/2022                        |                                    |                        |             | 0.001      |
| 1/6/2023                          |                                    |                        |             |            |
| 1/12/2023                         |                                    |                        |             | 0.007      |
| 1/18/2023                         |                                    |                        |             | 0.005      |
| 1/24/2023                         |                                    |                        |             | 0.004      |
| 1/30/2023                         |                                    |                        |             | 0.001      |
| 2/5/2023                          |                                    |                        |             | 0.001      |
| 2/11/2023                         |                                    |                        |             | 0.001      |
| 2/17/2023                         |                                    |                        |             | 0.011      |
| 2/23/2023                         |                                    |                        |             | 0.003      |
| 3/1/2023                          |                                    |                        |             | 0.004      |
| 3/7/2023                          |                                    |                        |             | 0.002      |
| 3/13/2023                         |                                    |                        |             | 0.001      |
| 3/19/2023                         |                                    |                        |             | 0.002      |
| 3/25/2023                         |                                    |                        |             | 0.002      |
| 3/31/2023                         |                                    |                        |             | 0.002      |
| 4/6/2023                          |                                    |                        |             | 0.002      |
| 4/12/2023                         |                                    |                        |             | 0.003      |
| 4/18/2023                         |                                    |                        |             | 0.002      |
| 4/24/2023                         |                                    |                        |             | 0.001      |
| 4/30/2023                         |                                    |                        |             | 0.001      |
| 5/6/2023                          |                                    |                        |             | 0.002      |
| 5/12/2023                         |                                    |                        |             | 0.001      |
| 5/18/2023                         |                                    |                        |             | 0.002      |
| 5/24/2023                         |                                    |                        |             | 0.002      |
| 5/30/2023                         |                                    |                        |             | 0.001      |

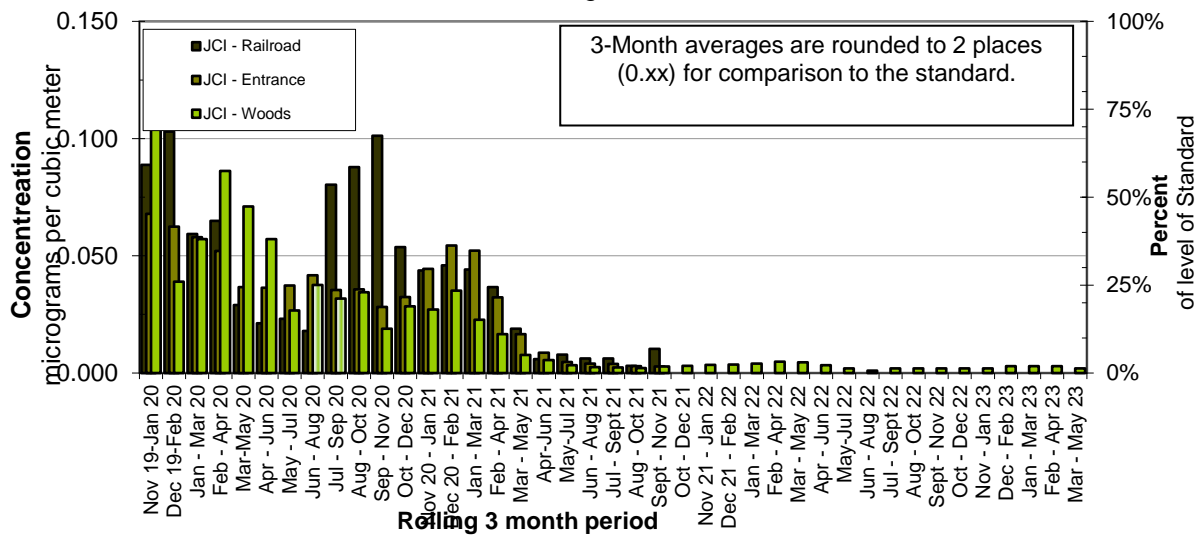
**Johnson Control Florence Recycling Facility**  
Monthly Average Lead concentration



| Level of the standard                                     |                       | 0.15 $\mu\text{g}/\text{M}^3$ |                    |  |
|---|-----------------------|-------------------------------|--------------------|--|
| <b>Monthly Average Lead Data</b>                          |                       |                               |                    |  |
| <u>Concentration(<math>\mu\text{g}/\text{M}^3</math>)</u> |                       |                               |                    |  |
|   | 041-8001-1            | 041-8002-1                    | 041-8003-1         |  |
| <u>Month</u>  | <u>JCI - Railroad</u> | <u>JCI - Entrance</u>         | <u>JCI - Woods</u> |  |
| Sep-19  | 0.021                 | 0.081                         | 0.035              |  |
| Oct-19  | 0.074                 | 0.065                         | 0.025              |  |
| Nov-19  | 0.094                 | 0.094                         | 0.385              |  |
| Dec-19  | 0.158                 | 0.055                         | 0.023              |  |
| Jan-20  | 0.014                 | 0.055                         | 0.028              |  |
| Feb-20  | 0.137                 | 0.078                         | 0.066              |  |
| Mar-20  | 0.027                 | 0.041                         | 0.077              |  |
| Apr-20  | 0.031                 | 0.037                         | 0.116              |  |
| May-20  | 0.030                 | 0.032                         | 0.021              |  |
| Jun-20  | 0.004                 | 0.040                         | 0.035              |  |
| Jul-20  | 0.036                 | 0.04                          | 0.024              |  |
| Aug-20  | 0.014                 | 0.045                         | 0.053              |  |
| Sep-20  | 0.19                  | 0.022                         | 0.018              |  |
| Oct-20  | 0.059                 | 0.041                         | 0.033              |  |
| Nov-20  | 0.054                 | 0.022                         | 0.007              |  |
| Dec-20  | 0.048                 | 0.034                         | 0.047              |  |
| Jan-21  | 0.029                 | 0.077                         | 0.028              |  |
| Feb-21  | 0.061                 | 0.052                         | 0.031              |  |
| Mar-21  | 0.042                 | 0.027                         | 0.009              |  |
| Apr-21  | 0.007                 | 0.018                         | 0.01               |  |

|        |       |       |       |
|--------|-------|-------|-------|
| May-21 | 0.008 | 0.005 | 0.004 |
| Jun-21 | 0.003 | 0.003 | 0.003 |
| Jul-21 | 0.012 | 0.006 | 0.003 |
| Aug-21 | 0.003 | 0.003 | 0.002 |
| Sep-21 | 0.003 | 0.003 | 0.003 |
| Oct-21 | 0.003 | 0.003 | 0.002 |
| Nov-21 | 0.025 | 0.003 | 0.004 |
| Dec-21 |       |       | 0.004 |
| Jan-22 |       |       | 0.003 |
| Feb-22 |       |       | 0.004 |
| Mar-22 |       |       | 0.005 |
| Apr-22 |       |       | 0.006 |
| May-22 |       |       | 0.003 |
| Jun-22 |       |       | 0.001 |
| Jul-22 |       |       | 0.001 |
| Aug-22 |       |       | 0.002 |
| Sep-22 |       |       | 0.002 |
| Oct-22 |       |       | 0.003 |
| Nov-22 |       |       | 0.002 |
| Dec-22 |       |       | 0.001 |
| Jan-23 |       |       | 0.004 |
| Feb-23 |       |       | 0.004 |
| Mar-23 |       |       | 0.002 |
| Apr-23 |       |       | 0.002 |
| May-23 |       |       | 0.002 |

### Johnson Control Florence Recycling Facility Three Month Average Lead concentration



| Level of the standard                      |                       | 0.15 $\mu\text{g}/\text{M}^3$ |                    |  |
|--|-----------------------|-------------------------------|--------------------|--|
| <b>Three Month Average Lead Data</b>       |                       |                               |                    |  |
| Concentration ( $\mu\text{g}/\text{M}^3$ ) |                       |                               |                    |  |
|  | 041-8001-1            | 041-8002-1                    | 041-8003-1         |  |
| <u>Sample Date</u>                         | <u>JCI - Railroad</u> | <u>JCI - Entrance</u>         | <u>JCI - Woods</u> |  |
| Sep - Nov 19                               | 0.063                 | 0.080                         | 0.148              |  |
| Oct - Dec 19                               | 0.109                 | 0.071                         | 0.144              |  |
| Nov 19-Jan 20                              | 0.089                 | 0.068                         | 0.145              |  |
| Dec 19-Feb 20                              | 0.103                 | 0.062                         | 0.039              |  |
| Jan - Mar 20                               | 0.059                 | 0.058                         | 0.057              |  |
| Feb - Apr 20                               | 0.065                 | 0.052                         | 0.086              |  |
| Mar-May 20                                 | 0.029                 | 0.037                         | 0.071              |  |
| Apr - Jun 20                               | 0.021                 | 0.036                         | 0.057              |  |
| May - Jul 20                               | 0.023                 | 0.037                         | 0.027              |  |
| Jun - Aug 20                               | 0.018                 | 0.042                         | 0.038              |  |
| Jul - Sep 20                               | 0.080                 | 0.035                         | 0.032              |  |
| Aug - Oct 20                               | 0.088                 | 0.036                         | 0.034              |  |
| Sep - Nov 20                               | 0.101                 | 0.028                         | 0.019              |  |
| Oct - Dec 20                               | 0.054                 | 0.032                         | 0.029              |  |
| Nov 20 - Jan 21                            | 0.044                 | 0.044                         | 0.027              |  |
| Dec 20 - Feb 21                            | 0.046                 | 0.054                         | 0.035              |  |
| Jan - Mar 21                               | 0.044                 | 0.052                         | 0.023              |  |
| Feb - Apr 21                               | 0.037                 | 0.032                         | 0.017              |  |
| Mar - May 21                               | 0.019                 | 0.017                         | 0.008              |  |

|                 |       |       |       |
|-----------------|-------|-------|-------|
| Apr-Jun 21      | 0.006 | 0.009 | 0.006 |
| May-Jul 21      | 0.008 | 0.005 | 0.003 |
| Jun - Aug 21    | 0.006 | 0.004 | 0.003 |
| Jul - Sept 21   | 0.006 | 0.004 | 0.002 |
| Aug - Oct 21    | 0.003 | 0.003 | 0.002 |
| Sept - Nov 21   | 0.010 | 0.003 | 0.003 |
| Oct - Dec 21    |       |       | 0.003 |
| Nov 21 - Jan 22 |       |       | 0.003 |
| Dec 21 - Feb 22 |       |       | 0.004 |
| Jan - Mar 22    |       |       | 0.004 |
| Feb - Apr 22    |       |       | 0.005 |
| Mar - May 22    |       |       | 0.005 |
| Apr - Jun 22    |       |       | 0.003 |
| May-Jul 22      |       |       | 0.002 |
| Jun - Aug 22    |       |       | 0.001 |
| Jul - Sept 22   |       |       | 0.002 |
| Aug - Oct 22    |       |       | 0.002 |
| Sept - Nov 22   |       |       | 0.002 |
| Oct - Dec 22    |       |       | 0.002 |
| Nov - Jan 23    |       |       | 0.002 |
| Dec - Feb 23    |       |       | 0.003 |
| Jan - Mar 23    |       |       | 0.003 |
| Feb - Apr 23    |       |       | 0.003 |
| Mar - May 23    |       |       | 0.002 |

The facility ceased operations in November 2021. At that time, sampling was consolidated at the Woods location.