




# DRIVE WISELY. BE A GREEN DRIVER!

Vehicles are a major source of air pollution in the United States. When, where, how and why you drive all play an important role in protecting air quality. By taking actions to reduce the amount of fuel you use, you can reduce greenhouse gas emissions that contribute to climate change, lessen the nation's dependence on foreign oil and save money. Here are some suggestions on how you can be a **Green Driver**.

- Choose wisely.** Before buying, leasing or renting a vehicle, check out the U.S. Environmental Protection Agency's (U.S. EPA) "Green Vehicle Guide" ([www.epa.gov/greenvehicles/](http://www.epa.gov/greenvehicles/)) as well as the U.S. EPA's and U.S. Department of Energy's (U.S. DOE) Fuel Economy Guide ([www.fueleconomy.gov](http://www.fueleconomy.gov)) for information about the emissions and fuel efficiency of different vehicles.
- Give your car a break.** Drive less. Use public transit, share rides, ride your bike or walk when possible. Leaving your car home two days a week will reduce greenhouse gas emissions on average by 1,600 pounds per year.
- Start right.** Don't idle your engine to let it warm up before driving – even on cold mornings. In fact, idling is more damaging to the engine and wastes gasoline. Instead, start driving right away, but drive gently until the engine is warm.
- Combine errands into one trip.** Go to your farthest destination first so your engine has a chance to reach its optimal operating temperature. Then make your other stops on the way back. With the engine warmed up, the car will restart and run more efficiently.
- Don't confuse the highway with a speedway.** Improve your mileage about 15 percent by driving at 55 miles per hour (mph) rather than 65 mph. Fuel efficiency usually decreases rapidly at speeds above 60 mph. Each 5 mph you drive more than 60 mph is like paying an additional 30 cents per gallon for gasoline.
- Don't idle.** Idling burns about a half-mile worth of gasoline every minute according to the California Energy Commission. Save gasoline and prevent pollution by turning off your engine and restarting it if you expect to idle more than 30 seconds. Idling is harder on the engine than restarting and uses more fuel. Don't use the drive-thru window. Park your car and walk into banks and restaurants.
- Begin a B<sup>2</sup> campaign at school.** The B<sup>2</sup> (Breathe Better) program is an anti-idling, clean air campaign designed to protect the health and safety of students and others by reducing harmful emissions from cars, buses and delivery trucks around school campuses. Children breathe in twice as much air as adults and as a result inhale more pollutants. Air pollution has been linked to respiratory problems like asthma, one of the most common causes of school absences. For more information about the B<sup>2</sup> campaign, visit [www.scdhec.gov/environment/baq/b2.aspx](http://www.scdhec.gov/environment/baq/b2.aspx).
- Avoid stop-and-go driving.** When possible, plan trips outside rush hour and peak traffic periods. Maintain a steady speed when possible. Drive smoothly – accelerate and decelerate gradually. Use the cruise control on the highway.

- Travel light.** Remove unnecessary items from your trunk to reduce weight and improve fuel efficiency. If you have a removable roof rack, take it off to improve your car's mileage as much as 5 percent.
- Reduce your engine load.** Your car burns more gasoline and releases more emissions when the engine is operating under a high load – that is when it is working especially hard. Running the air conditioner, quick accelerations, high-speed driving, revving the engine and carrying extra weight creates extra load.

## GREEN DRIVER PROJECT


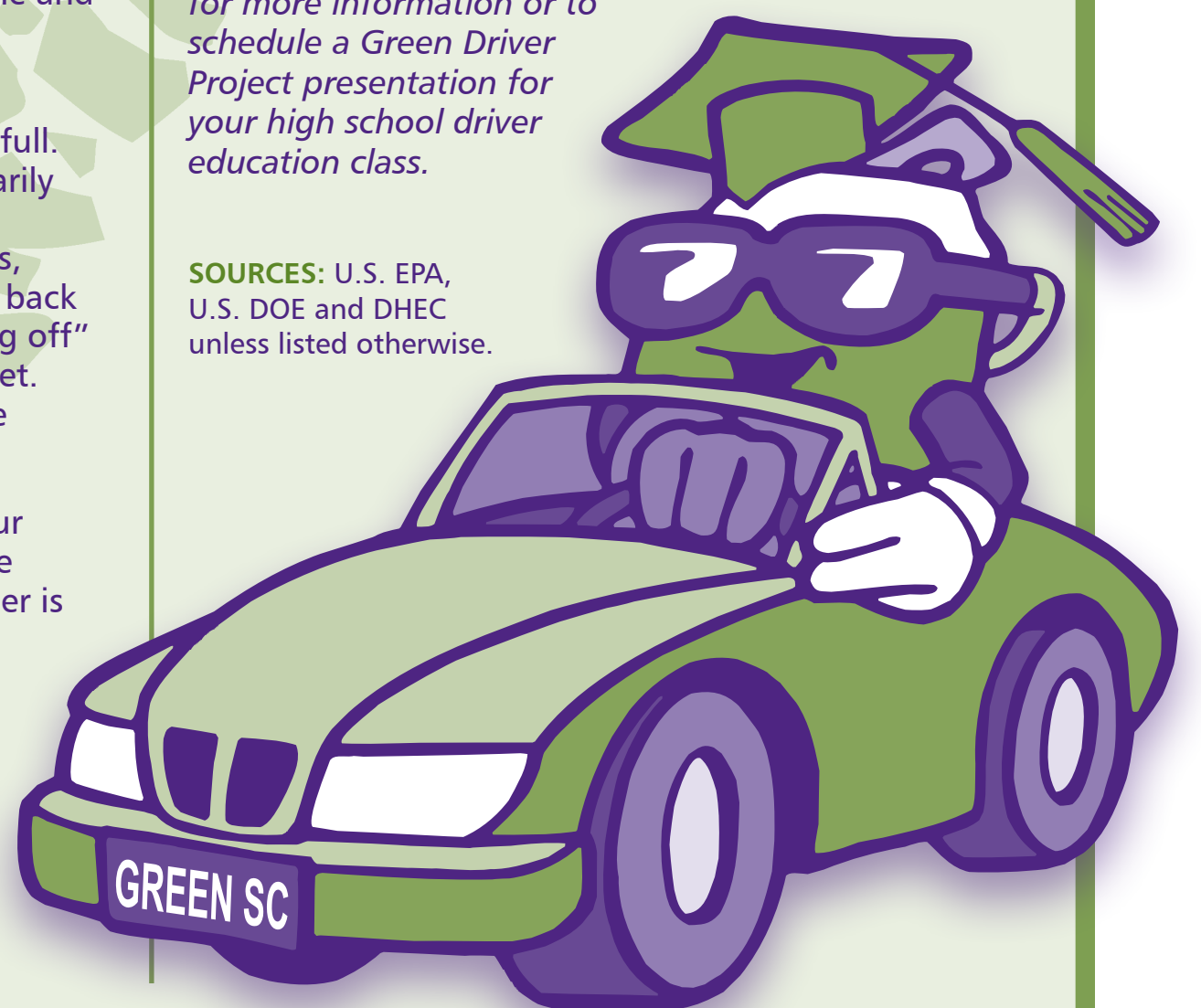


- Stay cool.** Use your air conditioning only when necessary. Using the air conditioner can increase emissions and decrease fuel economy. Open the windows or the air vent to keep your car cooler. Also, park in the shade if you can. Besides keeping your car cooler, it will lessen the pollution and waste that occurs when gasoline evaporates from the engine and gasoline tank.
- Don't "top off."** Gasoline pumps automatically shut off when your tank is full. "Topping off" your tank does not necessarily result in more gasoline going into your vehicle's tank. Instead, it can lead to spills, evaporation and even gasoline being fed back into the station's tanks. In short, "topping off" is bad for the environment and your wallet. Visit [www.epa.gov/donttopoff](http://www.epa.gov/donttopoff) for more information.
- Don't be "fuelish."** When filling up your car's tank, avoid spilling gasoline. Replace the gasoline cap tightly. When the weather is warm, try to refuel early in the morning or late in the evening. This will reduce evaporation from the tank during the hottest part of the day.
- Tune your ride.** Keep your engine properly tuned. Fixing a car that is noticeably out of tune can improve fuel efficiency by an average of 4 percent.

- Check and replace air filters regularly.** The car's air filter keeps impurities from damaging the engine. Not only will replacing a dirty air filter protect your engine, it will save gasoline. Replacing a clogged filter can improve your fuel efficiency by as much as 10 percent.
- Keep tires properly inflated.** Check your tire pressure regularly. Underinflation increases tire wear, puts you at risk for an accident, reduces fuel efficiency by around 3 percent and increases greenhouse gas emissions. If you don't know the correct tire pressure for your vehicle, you can find it listed on the glove compartment door, on the inside of the driver's door or on the sides of the tires.
- Use the recommended grade of motor oil (e.g., 10-W-30).** You can improve your car's mileage 1 to 2 percent by using the manufacturer's recommended grade of motor oil.
- Change your car's oil regularly.** If you are a do-it-yourselfer (DIYer) who changes your own motor oil, recycle it. It's the law. There are more than 800 recycling sites in South Carolina that accept used motor oil. Many of these also accept used motor oil filters and bottles for recycling. For the site nearest you, visit [www.scdhec.gov/environment/lwm/recycle/counties.htm](http://www.scdhec.gov/environment/lwm/recycle/counties.htm) or call the S.C. Department of Health and Environmental Control's (DHEC) Office of Solid Waste Reduction and Recycling (Office) at 1-800-SO-USE-IT.
- While you are maintaining your car ...** remember to recycle your antifreeze, batteries, used motor oil, oil filters and oil bottles as well as tires. Don't ignore the check engine or service engine soon lights.

The Green Driver Project offers driver education students and others ways to reduce the environmental impact of driving. The Green Driver Project provides recommendations on how to drive wisely and properly maintain a vehicle in order to improve fuel economy, save money, reduce emissions and protect the environment. Call the Office at 1-800-SO-USE-IT or visit [www.scdhec.gov/environment/lwm/recycle/green\\_driver.htm](http://www.scdhec.gov/environment/lwm/recycle/green_driver.htm) for more information or to schedule a Green Driver Project presentation for your high school driver education class.

SOURCES: U.S. EPA, U.S. DOE and DHEC unless listed otherwise.



For more information about recycling in South Carolina, call 1-800-SO-USE-IT or visit [www.scdhec.gov/recycle](http://www.scdhec.gov/recycle). For ways to protect and improve air quality, call 803-898-4123 visit [www.scdhec.gov/baq](http://www.scdhec.gov/baq).

